APPENDIX H

Phase I Environmental Site Assessment and Results of a Soil and Soil Gas Investigation

Kimley»Horn

PHASE I ENVIRONMENTAL SITE ASSESSMENT

5975 and 6075 Sierra Avenue
16899, 17010 and 17051 Windflower Avenue
Fontana, California 92336

Prepared for:

SeeFried Industrial Properties, Inc.
2321 Rosecrans Avenue, Suite 2220
El Segundo, California 90245

Prepared by:

Hazard Management Consulting, Inc.
211 W. Avenida Cordoba, Suite 200
San Clemente, CA 92672
(949) 361-3902

January 14, 2021

TABLE OF CONTENTS

EXECUTIVE SUMMARY IV

1. INTRODUCTION 1

1.1. Objective 1

1.2. Scope Of Services, Methodology And Limitations 2

2. SITE DESCRIPTION 3

2.1. Site Setting 3

2.2. Regional Geology and Hydrogeology 3

3. USER PROVIDED INFORMATION 4

3.1. Title Records 4

3.2. Owner Knowledge 5

3.3. Site Occupant Knowledge 5

3.4. Environmental Liens or Activity and Use Limitations 5

4. SITE USE AND HISTORY 5

4.1. Aerial Photograph Review 5

4.2. Topographic Maps 6

4.3. Sanborn Maps 6

4.4. EDR City Directory Review 6

4.5. City of Fontana 6

4.6. Summary 6

5. PRIOR INVESTIGATIONS 6

6. SITE RECONNAISSANCE 6

6.1. Site Vicinity 9

7. REGULATORY AGENCY DATABASE RESEARCH 9

7.1. Database Records Concerning the Target Property 9

7.2. Database Records Concerning the Site Vicinity 10

7.3. Orphan Sites 11

7.4. Summary of Off Site Issues 11

7.5. Tribal Records 12

7.6. Oil and Gas Wells 12

7.7. State of California 12

7.8. County of San Bernardino 12

8. VAPOR INTRUSION, ASBESTOS AND OTHER MATERIALS 12

8.1. Vapor Intrusion 12

8.2. Asbestos 12

8.3. Radon 12

8.4. Mold 12

9. SUMMARY OF FINDINGS 13

10. DATA GAPS 13

11. CONCLUSIONS 13

12. RECOMMENDATIONS 14

13. QUALIFICATIONS 15

14. REFERENCES 16

FIGURES

Figure 1 Site Location Map
Figure 2 Site and Site Vicinity Map

APPENDICES

A – Site Photographs
B – EDR Historical Reports
C – Supporting Documents

Executive Summary

Hazard Management Consulting, Inc. (HMC) is pleased to submit this Environmental Site Assessment (ESA) for the property referenced above in the City of Fontana, California (Site) (Figures 1 & 2). This ESA was prepared to evaluate the Site for potential Recognized Environmental Conditions (RECs) that may be present and was conducted as part of your due diligence efforts to acquire the Site. It is our understanding that your plans for the Site call for development of an approximately 400,400 square feet industrial warehouse. The Site is located on the north and south sides of Windflower Avenue and is bound to the east by Mango Avenue and to the west side by Sierra Avenue. The Site comprises approximately 18.44 acres. The Site is comprised of four parcels and is occupied by four businesses. The Site is relatively flat with an elevation of approximately 1,624 feet above mean sea level (msl) and a slight slope to the south.

The Site was historically undeveloped vacant land as early as 1896 and was developed in phases from 1982 to 1990. The Site was historically occupied by light industrial businesses including: All American Pipe & Steel Distribution; Days Express Inc.; Anderson Trucking Services; Apollo Amusement; San Gabriel Valley Lumber & Milling; S.J. Steel Inc.; Active steel, Inc.; and National Pallets (1987-Present).

The Site is currently occupied by the following businesses:

1). San Gabriel Valley Lumber & Milling, 6075 Sierra Avenue. This portion of the Site is located on the northwest and is used for manufacturing of wood molding and repair/ sale of wooden pallets. This property was developed in late 1980s and houses a metal structure and a mobile office. Limited volume of potentially hazardous substances are used/ stored at this facility. Stringent housekeeping practices appeared to be implemented at this property.

2). 5975 Sierra Ave./ 16899 Windflower Avenue. This parcel is located on the southwest portion and is currently unoccupied. This property was last occupied by Anderson Trucking Services for storage and distribution of furniture & was developed in early 1980s and houses a metal structure. No visual evidence of subsurface features and/or significant staining was identified.

3). Davis Partners, 17010 Windflower Avenue. This parcel is located on the northeast portion and is currently used for repair of carnival rides. This property was developed in the late 1980s and houses two attached metal structures. Potentially hazardous substances are used/ generated at this facility. Poor housekeeping practices were observed at this

facility. There are no designated areas of hazardous substances storage at this Site, and no secondary containments were utilized.

4). Aluma Systems, 17051 Windflower Avenue. This parcel is located on the southeast portion and is currently used for repair and rent of steel and aluminum scaffolding. This property was developed in 1990 and houses a large metal structure. Two stormwater catch basins are present at this property. Stringent housekeeping practices are implemented at this facility.

The Site is located within the City of Fontana and is in an area currently zoned for Light Industrial (M-1) and is bound:

- on the north by Federal Express Supply facility (5885 Sierra Avenue);
- on the east by Mango Avenue beyond which is the boundary of Mid-Valley* (Burrtec Services) Municipal Landfill;
- on the south by William Sonoma Warehouse (6101 Sierra Avenue); and,
- on the west by Sierra Avenue beyond which is residential development.

Key findings of this Phase I ESA are as follows:

- The Site was historically undeveloped vacant land as early as 1896 and was developed with the existing improvements in phases from 1982 to 1990;

- The Site was historically occupied by light industrial businesses including: All American Pipe & Steel Distribution; Days Express Inc.; Anderson Trucking Services; Apollo Amusement; San Gabriel Valley Lumber & Milling; S.J. Steel Inc.; Active steel, Inc.; and National Pallets (1987-Present);

- The Businesses at the Site appear to be in compliance with current regulatory guidelines. Stringent housekeeping practices are implemented at the Site, except Davis Partners which is located at 17010 Windflower Avenue;

- Poor housekeeping practices were noted to be implemented at the Davis Partners facility. There are no designated areas of hazardous substances storage at this Site, no secondary containments were utilized, and unlabeled 55-gallon drums were identified on the western building. The hazardous substances practices at Davis Partners constitutes an REC;

- The Site is located in an area that has had been historically undeveloped vacant land. With the exception of Mid-Valley landfill located east of the Site, across Mango Avenue, there were no facilities in the Site vicinity that used chemicals, or were reported to have had unauthorized releases, close enough or in the correct orientation to be considered a threat to the Site. However, there is a potential for landfill gases to migrate beneath the Site. The of the Mid Valley Landfill adjacent to the east side of the Site constitutes an REC.

Conclusions

HMC conducted a Phase I ESA for the Site in accordance with the ASTM E1527-13 guidelines. There were no RECs, CRECs, and HRECs found as part of this assessment with the exception of:

- Poor housekeeping practices at Davis Partners property at 17010 Windflower Avenue; and,
- The potential for landfill gases to be present beneath the Site due to the presence of the Mid-Valley Landfill east of the Site across Mango Avenue.

While not an REC per the ASTM guidelines, given the age of the on-site structures, there is a moderate likelihood that asbestos containing materials are present in the building materials on Site.

Recommendations

Given the findings of this ESA, we recommend that a subsurface investigation be conducted in the vicinity of Davis Partners facility as well as the eastern boundary of 17010 & 17051 Windflower Avenue properties to assess whether releases of hazardous substances or landfill gases are present on the Site.

PHASE I ENVIRONMENTAL SITE ASSESSMENT
5975 & 6075 Sierra Avenue 17899, 17010 & 17051 Windflower Avenue
Fontana, California

1. INTRODUCTION

Hazard Management Consulting, Inc. (HMC) is pleased to submit this Environmental Site Assessment (ESA) for the property referenced above in the City of Fontana, California (Site) (Figures 1 & 2). This ESA was prepared to evaluate the Site for potential Recognized Environmental Conditions (RECs) that may be present and was conducted as part of your due diligence efforts to acquire the Site. It is our understanding that your plans for the Site call for development of an approximately 400,400 square feet industrial warehouse. The Site is located on the north and south sides of Windflower Avenue and is bound to the east by Mango Avenue and to the west side by Sierra Avenue. The Site comprises approximately 18.44 acres. The Site is comprised of four parcels and is occupied by four businesses. The Site is relatively flat with an elevation of approximately 1,624 feet above mean sea level (msl) and a slight slope to the south.

The Site is currently occupied by the following businesses:

1). San Gabriel Valley Lumber & Milling, 6075 Sierra Avenue. This portion of the Site is located on the northwest and is used for manufacturing of wood molding and repair/ sale of wooden pallets.

2). 5975 Sierra Ave. / 16899 Windflower Avenue. This parcel is located on the southwest portion and is currently unoccupied.

3). Davis Partners, 17010 Windflower Avenue. This parcel is located on the northeast portion and is currently used for repair of carnival rides.

4). Aluma Systems, 17051 Windflower Avenue. This parcel is located on the southeast portion and is currently used for repair and rent of steel and aluminum scaffolding.

1.1. Objective

In accordance with the ASTM E 1527-13 Standard Practice for Environmental Site Assessments, the objective of the ESA is to assess, to the extent feasible under the standard, the likelihood that Recognized Environmental Conditions (RECs), as defined by ASTM, are present at the Site.

A Recognized Environmental Condition "means the presence or likely presence of any hazardous substances or petroleum products on a property under conditions that indicate an existing release, a past release, or a material threat of a release of any hazardous substances or petroleum products into structures on the property or into the ground, groundwater, or surface water of the property. The term is not intended to include *de minimis* conditions that generally do not present a material risk of harm to public health or the environment and that generally would not be the subject of an enforcement action if brought to the attention of appropriate governmental agencies" (ASTM Standard Practice E1527-13). Performance of a Phase I ESA is intended to reduce, but not eliminate, uncertainty regarding the potential for Recognized Environmental Conditions in connection with a property, within reasonable limits of time and cost.

All Appropriate Inquires (AAI) as defined in the Final Rule (40 CFR, Part 312), must be conducted by persons seeking the landowner liability protections under the Comprehensive Environmental Response, Compensation, and Liability Act (CERCLA) prior to acquiring a property or seeking or receiving federal brownfields grants under the authorities of CERCLA. The purpose of AAI, as defined in the AAI Final Rule, is to identify releases and threatened releases of hazardous substances, which cause or threaten to cause the incurrence of response costs. The U.S. Environmental Protection Agency (EPA) has stated that ASTM Standard E-1527-13 is consistent with the Standards and Practices for AAI, and is compliant with the statutory criteria for AAI.

1.2. Scope Of Services, Methodology And Limitations

The findings of this ESA must be viewed in recognition of certain limiting conditions. The scope of work commissioned for this project does not represent an exhaustive study, but rather a reasonable inquiry, consistent with good commercial practice, in general accordance with ASTM Practice E-1527-13.

The scope of work for this ESA included the following activities:

- A site walk to document the current condition of the Site and neighboring facilities.
- Review of a regulatory database report.
- Interviews with the current Owner and purchaser of the Site.
- Review of historical references including aerial photographs, city directories, Sanborn Maps and topographic maps.

- On-line research and file review requests concerning the Site and suspect off site sources at the State of California Regional Water Quality Control Board (RWQCB) and Department of Toxic Substances Control (DTSC) websites.

- Review of prior reports prepared for the Site.

- Review of files maintained by the County of San Bernardino.

- Preparation of this report of findings.

In the course of this assessment, HMC has relied on information provided by outside parties, such as regulatory agencies, previous reports and interview sources. For the purpose of this assessment, such third-party information is assumed to be accurate unless contradictory evidence is noted, and HMC does not express or imply any warranty regarding information provided by third-party sources.

2. SITE DESCRIPTION

2.1. Site Setting

The Site comprises approximately 18.44 acres. The Site comprises of four parcels and is occupied by four businesses. The Site is relatively flat with an elevation of approximately 1,624 feet above mean sea level (msl) and a slight slope to the south.

The Site is located within the City of Fontana and is in an area currently zoned for Light Industrial (M-1) and is bound:

- on the north by a Federal Express Supply facility (5885 Sierra Avenue);
- on the east by Mango Avenue beyond which is the boundary of Mid-Valley* (Burrtec Services) Municipal Landfill;
- on the south by a William Sonoma Warehouse (6101 Sierra Avenue); and,
- on the west by Sierra Avenue beyond which is residential development.

Southern California Edison Company (SCE) and Southern California Gas Company will provide gas and electric services to the Site. Water services are reportedly provided by the City of Fontana. The Site occupants do not use the City of Fontana municipal sewer system and they are connected to septic systems.

2.2. Regional Geology and Hydrogeology

Information regarding regional geological and hydrogeological conditions was obtained from information included on the California Department of Water Resources website. The Site lies

within the Chino Subbasin and is bound on the east by the Rialto-Colton fault; on the southeast by the contact with impermeable rocks forming the Jurupa Mountains and low divides connecting the exposures. On the south the subbasin is bound by contact with impermeable rocks of the Puente Hills and by the Chino fault; on the northwest by the San Jose fault; and on the north by impermeable rocks of the San Gabriel Mountains and by the Cucamonga fault. San Antonio Creek and Cucamonga Creek drain the surface of the subbasin southward to join Santa Ana River. Annual mean precipitation ranges from 13 to 29 inches across the surface of the subbasin and averages about 17 inches (CDWR 2006).

According to the information from California Department of Water Resources Control Board https://geotracker.waterboards.ca.gov/esi/uploads/geo_report/5951995134/T0605902136.PDF the depth to ground water is reported approximately 150-250 feet bgs with a flow direction towards south.

3. USER PROVIDED INFORMATION

The User of this report is SeeFried Industrial Properties, Inc. (SeeFried) and their investors and lenders. We were able to interview Mr. Scott Irwin of SeeFried regarding their knowledge and information regarding the Site. Mr. Irwin indicated that his firm had no prior knowledge or unique information regarding the Site and was unaware of any litigation, or remedial actions at the Site or any Land Use Restrictions. Mr. Irwin indicated that they are paying fair market value for the Site.

3.1. Title Records

A Commitment for Title Insurance was provided to HMC for review. The Title was prepared by First American Title Insurance Company, dated December 9, 2020. According to the Title, the Site is currently vested in "Sam Reveles and Rosa M. Reveles, Trustees Of The Sam & Rosa Reveles Living Trust Established U/D/T Dated March 3, 2003, as to Tract One; Thomas Edward Davis and Sharie A. Davis, husband and wife as joint tenants, as to Tract Two; ATS Specialized, Inc., a Minnesota Corporation, as to Tract Three; and Windflower Holdings LLC, a California limited liability company, as to Tract Four." The Title Report included information regarding tax obligations, zoning laws, mortgage liens, easements for various utilities and related matters, and did not contain any information of an environmental nature.

3.2. Owner Knowledge

We submitted a questionnaire to the Owners to complete. The only questionnaire that was completed was from San Gabriel Valley Lumber & Milling. We were not able to interview representative of the Owners.

3.3. Site Occupant Knowledge

The Site representatives provided information pertaining to the operations at each facility during the Site reconnaissance.

3.4. Environmental Liens or Activity and Use Limitations

We are not aware of any land use restrictions regarding the Site.

4. SITE USE AND HISTORY

Past usage of the subject site was assessed through a review of historical aerial photographs, topographic maps and an EDR search of city directories and prior reports. Review of the Sanborn Map collection indicates that Sanborn Maps were not produced for the Site. We also reviewed previous environmental assessments as described in Section 5.

4.1. Aerial Photograph Review

Aerial photographs covering the Site were obtained from Environmental Data Resources, Inc. (EDR). Photographs were available from the period 1930 through 2016. Copies of the aerial photographs are included in Appendix B. A summary of the observations noted from the aerial photographs is as follows:

1930-1975 The photographs from this period show the Site and Site vicinity as undeveloped.

1985-1995 The photographs from this period show the Site developed with the existing improvements. The surrounding properties are undeveloped.

2002-2009 The photographs from this period show the Site developed with the existing improvements. The areas to the north and south are undeveloped. The area east of the Site appears to be the boundary of a landfill. The area west of the Site across Sierra Avenue is developed with residential buildings.

2012-2016 The photographs from this period show the Site developed with the existing improvements. The area to the north is developed with a large industrial

warehouse building. The area immediately south is undeveloped. The area east of the Site appears to be part a landfill. The area west of the Site across Sierra Avenue is developed with residential buildings.

4.2. Topographic Maps

Historical topographic maps were also reviewed as part of this effort and aided in interpreting the overall site history. No specific information was obtained beyond that seen in the aerial photographs for the Site.

4.3. Sanborn Maps

Sanborn maps are maps that were created for the insurance industry to document site activities in metropolitan areas of the country and were used in underwriting. They often times contain detailed information about a site. While they were prepared for insurance underwriting and were not environmental maps per se, they often times contain information that is useful in evaluating the historical use of a Site. Sanborn Maps were not reportedly prepared for the Site.

4.4. EDR City Directory Review

EDR performed a search of the City Directory records for the Site address at approximately five-year intervals. The Site listings include: All American Pipe & Steel Distribution; Days Express Inc.; Anderson Trucking Services; Apollo Amusement; San Gabriel Valley Lumber & Milling; S.J. Steel Inc.; Active steel, Inc.; and National Pallets (1991-2008).

4.5. City of Fontana

A review of the City of Fontana Planning Department files indicated that the Site was zoned for Light Industrial (M-1). No building permits were available at the City of Fontana Building Department records.

4.6. Summary

The Site was undeveloped as early as 1896 and was developed with current improvements from 1982 to 1990 in phases.

5. PRIOR INVESTIGATIONS

Previous Phase I Environmental Site Assessments were not provided to HMC for review.

6. SITE RECONNAISSANCE

Mr. Bahman Rohanizadeh of HMC conducted a Site and Site Vicinity reconnaissance on January 5, 2021 in order to identify visible evidence of RECs of concern at the Site and to assess possible

conditions off Site that may impact the Site. HMC was accompanied by Mr. Brad Fox during the Site visit.

The Site is currently occupied by the following businesses:

1). San Gabriel Valley Lumber & Milling, 6075 Sierra Avenue. This portion of the Site is located on the northwest and is used for manufacturing of wood molding and repair/ sale of wooden pallets. This property was developed in late 1980s and houses a metal structure and a mobile office. Limited volume of potentially hazardous substances are used/ stored at this facility. Stringent housekeeping practices appeared to be implemented at this property.

2). 5975 Sierra Ave./ 16899 Windflower Avenue. This parcel is located on the southwest portion and is currently unoccupied. This property was last occupied by Anderson Trucking Services for storage and distribution of furniture & was developed in early 1980s and houses a metal structure. No visual evidence of subsurface features and/or significant staining was identified.

3). Davis Partners, 17010 Windflower Avenue. This parcel is located on the northeast portion and is currently used for repair of carnival rides. This property was developed in the late 1980s and houses two attached metal structures. Potentially hazardous substances are used/ generated at this facility. Poor housekeeping practices were observed at this facility. There are no designated areas of hazardous substances storage at this Site, and no secondary containments were utilized.

4). Aluma Systems, 17051 Windflower Avenue. This parcel is located on the southeast portion and is currently used for repair and rent of steel and aluminum scaffolding. This property was developed in 1990 and houses a large metal structure. Two stormwater catch basins are present at this property. Stringent housekeeping practices are implemented at this facility.

Selected photographs illustrating the Site and nearby off site conditions are included in Appendix A. Summaries of the Site and observations are detailed below.

Description and Use of Site:	Please see above for the Site use

Underground and Aboveground Storage Tanks:	There are currently no USTs or ASTs at the Site.
Hazardous Materials, Hazardous Wastes or Petroleum Products:	The following presents potentially hazardous substances at the Site: **<u>San Gabriel Valley Lumber & Milling, 6075 Sierra Ave.</u>** 34, ten-gallon propane cylinders; and one 55-gallon barrel of used oil (The hazardous wastes are transported off-Site by Environmental Logistics." **<u>Davis Partners, 17010 Windflower Ave.</u>** • Five, 55-gallon drums, and three 5-gallon containers of engine oil • Ten five-gallon containers of acetone • Fifteen five-gallon containers of oil-based paints • Two, 55-gallon drums of unknown liquid, smelled like petroleum hydrocarbons • Several one- and five-gallon containers of unknown substances • Part washer A paint spray booth was present inside the open metal building that had a permit from AQMD that expired on August 18, 2020. It was reported that hazardous wastes are disposed off Site by Clean Tech. HMC did not see any hazardous waste containers during the Site reconnaissance.
Drains, Drain lines and Sumps:	The Site primarily drains via sheet flow.
Pits, Ponds, Lagoons	No ponds, pits or lagoons were observed at the Site.
Industrial Wastewater:	Industrial wastewater is not presently generated at the Site.
Stains:	No significant stains were observed at the Site.
Wells:	There are currently no groundwater wells, monitoring wells or oil/gas wells were identified at the Site.
Transformers:	Pole-mounted transformers were observed at 5975 Sierra Avenue property

Other Features:	Two storm eater catch basins were identified at 17051 Windflower Avenue property.

There were no RECs noted from the current use of the Site.

6.1. Site Vicinity

The Site is located within the City of Fontana and is in an area currently zoned for Light Industrial (M-1) and is bound:

- on the north by Federal Express Supply facility (5885 Sierra Avenue);
- on the east by Mango Avenue beyond which is the boundary of Mid-Valley* (Burrtec Services) Municipal Landfill;
- on the south by William Sonoma Warehouse (6101 Sierra Avenue); and,
- on the west by Sierra Avenue beyond which is residential development.

With the exception of presence of the landfill to the east, the Site vicinity is in residential and commercial use, no nearby properties were identified that appeared to pose a concern to the Site from a visual basis.

7. REGULATORY AGENCY DATABASE RESEARCH

Regulatory agency database information was obtained from a standard radius Site Assessment (ASTM) report by Environmental Data Resources, Inc. The center of the search was in the approximate center of the Site. Search distances for specific databases were one-quarter to one mile as specified in the ASTM 1527-13 standard. The database search includes over 70 federal, state, local, and proprietary records.

A complete copy of this report is included in Appendix B.

7.1. Database Records Concerning the Target Property

The Site is listed in the following databases in the regulatory database Report:

<u>Davis Enterprises, 17010 Windflower Avenue</u>

This Site occupant is listed in Haznet, ECHO, HWTS, NPDES and RCRA-NonGen databases. According to the records, State-regulated wastes including other organic solids were generated in 2011 and disposed off-Site. No violations or releases were reported for that time period.

S.J. Steel Inc., 17010 Windflower Avenue

This former occupant is listed in AST, CERS Haz Waste, EMI and San Bernardino County Permit databases. According to the records, this former occupant was permitted by San Bernardino County Fire Department to handle hazardous substances. It appears that they have utilized ASTs for storage of chemicals. They also have had a permit from AQMD in 1987. No violations or releases were reported.

Active Steel Inc., 17010 Windflower Avenue

This former occupant is listed in Haznet and HWTS databases. According to the records, state-regulated wastes including an unspecified solvent mixture were generated and disposed off-Site in 1992. No violations or releases were reported.

All American Pipe & Steel, 17051 Windflower Avenue

This former occupant is listed in San Bernardino County Permit database. According to the records, this facility have had a permit from San Bernardino County Fire Department to handle hazardous substances. The permit was expired on 2012.

National Pallets/ San Gabriel Valley Lumber & Milling, 6075 Sierra Avenue

This Site occupant is listed in San Bernardino County Permit, Haznet, CERS Haz Waste, and CERS databases. According to the records, state-regulated wastes including waste oil/ mixed oil and unspecified oil containing wastes were generated from 2013 to 2019 that were disposed off Site. This facility has a permit from San Bernardino County Fire Department (SBCFD) to handle hazardous substances. According to the records, SBCFD has conducted compliance evaluation inspections of this facility, administrative violations were identified that were subsequently corrected and the facility had returned to compliance. No unresolved violations and/or releases were reported.

7.2. Database Records Concerning the Site Vicinity

A review of the EDR Radius Map database search was conducted to assess potential off Site facilities that could be contributing hazardous substances to the Site and represent an REC. In review of the many entries on the database, we reviewed the following factors that affect the ability of a facility to affect the Site:

- Distance from the Site,
- Location from the Site with regard to the direction of groundwater flow,
- Nature of the release and whether the release has affected soil, groundwater or both,
- Status of the investigation (e.g. open or closed)

There are two facilities judged using these factors and is discussed below:

Federal Express Supply, 5885 Sierra Avenue

This facility is located immediately north of the Site and is listed in ECHO, Haznet, RCRA-SQG, CERS and NPDES databases. According to the records, state and federal-regulated wastes were generated and disposed off-Site in 2018 and 2019. No violations or releases were reported. Based on regulatory status, depth to groundwater and absence of a release, these listings do not constitute RECs for the Site.

Mid Valley Landfill

The Mid-Valley Landfill is located to the east of the Site and is an existing Class III sanitary landfill and accepts residential, commercial, demolition, and agricultural wastes. The landfill is approximately 147 acres in size and includes four separate "cells". The initial landfill activity began in 1958 in Cell 1 which is located southeast of the Site and expanded over time to include the four cells. Cell 1 is now closed but Cell 3 which is located directly east of the Site is open. The Site is located upgradient of the landfill closest to Cell 3. Monitoring results for the landfill have documented a release of VOCs and Perchlorates to groundwater which have migrated off of the landfill boundary to the southeast away from the Site. Groundwater mitigation efforts are underway to address this release which includes both groundwater pump and treat as well as soil vapor extraction. Based on the Site being upgradient to the landfill and monitoring data not suggesting any groundwater impacts in the direction of the Site, we would not consider the landfill as a source of groundwater impact to the Site. However, due to the potential for landfill gas to migrate towards the Site, we would consider the Mid Valley Landfill an REC to the Site. Select figures from reports for the landfill illustrating the documented plumes are presented in the Figures section of this report.

7.3. Orphan Sites

Orphan Sites are those properties that are included on various agency lists, but for which the records do not have sufficient address information for the database program to map the site. None of the addresses listed were close enough to be of concern.

7.4. Summary of Off Site Issues

The Site is located in an area that has historically undeveloped and partially residential. There are no facilities located in the Site vicinity that used hazardous substances, none were close enough or in the correct orientation to be considered a threat to the Site with the exception of the Mid Valley Landfill. The Mid-Valley Landfill is located east of the Site across Mango Avenue. The potential for landfill gases to migrate onto the Site would be considered an REC in our judgment.

7.5. Tribal Records

The Site is not located in a tribal area so there were no tribal records to review.

7.6. Oil and Gas Wells

The State of California Geologic Energy Management Division online mapping website was reviewed for the location of active, plugged, or abandoned oil wells in the vicinity of the Site. There was no record of oil wells on Site or in the immediate Site vicinity.

7.7. State of California

The State of California Geotracker and EnviroStor websites were also reviewed for information on potential on or off site facilities that are being investigated or remediated under either RWQCB or DTSC oversight. The Site was not listed in the Geotracker and/or EnviroStor databases. There were no other listings present in these databases that were not presented in the Radius Map reviewed as part of this assessment.

7.8. County of San Bernardino

Information pertaining to San Bernardino County were included in EDR database report as San Bernardino County Permit and CERS databases.

8. VAPOR INTRUSION, ASBESTOS AND OTHER MATERIALS

8.1. Vapor Intrusion

Based on the findings of this ESA, we believe that given the presence of a Class III landfill east of the Site, there is a moderate risk of a vapor intrusion condition at the Site.

8.2. Asbestos

Based on the construction dates, there is a moderate likelihood that asbestos containing materials are present at the Site.

8.3. Radon

The Site is listed as being located in Zone 2 with regards to radon indicating that radon maybe present at concentrations less than 4 pico curies / liter.

8.4. Mold

There are no mold present at the Site. is no structure at the Site, as such a mold evaluation was not conducted.

9. SUMMARY OF FINDINGS

Key findings of this Phase I ESA are as follows:

- The Site was historically undeveloped vacant land as early as 1896 and was developed with the existing improvements in phases from 1982 to 1990;

- The Site was historically occupied by light industrial businesses including: All American Pipe & Steel Distribution; Days Express Inc.; Anderson Trucking Services; Apollo Amusement; San Gabriel Valley Lumber & Milling; S.J. Steel Inc.; Active steel, Inc.; and National Pallets (1987-Present);

- The Businesses at the Site appear to be in compliance with current regulatory guidelines. Stringent housekeeping practices are implemented at the Site, except Davis Partners which is located at 17010 Windflower Avenue;

- Poor housekeeping practices were noted to be implemented at the Davis Partners facility. There are no designated areas of hazardous substances storage at this Site, no secondary containments were utilized, and unlabeled 55-gallon drums were identified on the western building. The hazardous substances practices at Davis Partners constitutes an REC;

- The Site is located in an area that has had been historically undeveloped vacant land. With the exception of Mid-Valley landfill located east of the Site, across Mango Avenue, there were no facilities in the Site vicinity that used chemicals, or were reported to have had unauthorized releases, close enough or in the correct orientation to be considered a threat to the Site. However, there is a potential for landfill gases to migrate beneath the Site. The of the Mid Valley Landfill adjacent to the east side of the Site constitutes an REC.

10. DATA GAPS

We did not receive a completed questionnaire and were not able to interview the Owner of the Site.

11. CONCLUSIONS

HMC conducted a Phase I ESA for the Site in accordance with the ASTM E1527-13 guidelines. There were no RECs, CRECs, and HRECs found as part of this assessment with the exception of:

- Poor housekeeping practices at Davis Partners property at 17010 Windflower Avenue; and,
- The potential for landfill gases to be present beneath the Site due to the presence of Mid-Valley Landfill east of the Site across Mango Avenue.

While not an REC per the ASTM guidelines, given the age of the on-site structures, there is a moderate likelihood that asbestos containing materials are present in the building materials on Site.

12. RECOMMENDATIONS

Given the findings of this ESA, we recommend that a subsurface investigation be conducted in the vicinity of Davis Partners facility as well as the eastern boundary of 17010 & 17051 Windflower Avenue properties to assess whether releases of hazardous substances or landfill gases are present on the Site.

13. QUALIFICATIONS

Mark S. Cousineau, NREP

Mr. Mark S. Cousineau, principal with HMC, has a diverse professional background in environmental management, which includes working as a generator, regulator, consultant, and corporate advisor in hazardous waste and other environmental issues.

Mr. Cousineau's technical background is focused in the area of overseeing large-scale environmental investigations and regulatory compliance management related to site assessments, subsurface investigations, facility surveys, and site remediation. To projects such as these, Mr. Cousineau brings expertise in evaluating complex sites and developing solutions to solve the technical, operational, regulatory, financial and timing issues. In addition, Mr. Cousineau routinely assists clients in developing environmental business plans for single assets and multi-site real estate portfolios and has designed and implemented several tenant audit programs involving the proactive management of environmental risk caused by on-site commercial and industrial tenant activities.

Mr. Cousineau has provided litigation support and has served, as a court-appointed expert on environmental issues, is a member of the National Registry of Environmental Professionals, holds a M.S. in Environmental Sciences from California State University Fullerton and a B.S. in Chemistry from University California San Diego.

As signatory to this report, I declare that, to the best of my professional knowledge and belief, I meet the definition of Environmental Professional as defined in § 312.10 of this part. I have the specific qualifications based on education, training, and experience to assess the property of the nature, history, and setting of the subject property. I have developed and performed the all appropriate inquiries in conformance with the standards and practices set forth in 40 CFR Part 312."

Mark Cousineau, NREP
Principal

14. REFERENCES

ASTM, Standard Practice for Environmental Site Assessments: Phase I Environmental Site Assessment Process, ASTM Designation: E1527-13.

Federal Emergency Management Agency, Federal Insurance Administration, National Flood Insurance Program, Flood Insurance Map, accessed via internet, January 2021.

United States Department of Agriculture, Natural Resources Conservation Service, accessed via internet, January 2021.

United States Department of Agriculture, Natural Resources Conservation Service, Web Soil Survey, accessed via the internet, January 2021.

United States Environmental Protection Agency, EPA Map of Radon Zones (Document EPA-402-R-93-071), accessed via the internet, January 2021.

United States Geological Survey, accessed via the Internet, January 2021.

TABLES

MAP FINDINGS SUMMARY

Database	Search Distance (Miles)	Target Property	< 1/8	1/8 - 1/4	1/4 - 1/2	1/2 - 1	> 1	Total Plotted
STANDARD ENVIRONMENTAL RECORDS								
Federal NPL site list								
NPL	1.000		0	0	0	1	NR	1
Proposed NPL	1.000		0	0	0	0	NR	0
NPL LIENS	1.000		0	0	0	0	NR	0
Federal Delisted NPL site list								
Delisted NPL	1.000		0	0	0	0	NR	0
Federal CERCLIS list								
FEDERAL FACILITY	0.500		0	0	0	NR	NR	0
SEMS	0.500		0	0	0	NR	NR	0
Federal CERCLIS NFRAP site list								
SEMS-ARCHIVE	0.500		1	0	0	NR	NR	1
Federal RCRA CORRACTS facilities list								
CORRACTS	1.000		0	0	0	1	NR	1
Federal RCRA non-CORRACTS TSD facilities list								
RCRA-TSDF	0.500		0	0	0	NR	NR	0
Federal RCRA generators list								
RCRA-LQG	0.250		0	0	NR	NR	NR	0
RCRA-SQG	0.250		2	0	NR	NR	NR	2
RCRA-VSQG	0.250		0	0	NR	NR	NR	0
Federal institutional controls / engineering controls registries								
LUCIS	0.500		0	0	0	NR	NR	0
US ENG CONTROLS	0.500		0	0	0	NR	NR	0
US INST CONTROLS	0.500		0	0	0	NR	NR	0
Federal ERNS list								
ERNS	0.001		0	NR	NR	NR	NR	0
State- and tribal - equivalent NPL								
RESPONSE	1.000		0	0	0	0	NR	0
State- and tribal - equivalent CERCLIS								
ENVIROSTOR	1.000		0	0	1	1	NR	2
State and tribal landfill and/or solid waste disposal site lists								
SWF/LF	0.500		0	0	0	NR	NR	0
State and tribal leaking storage tank lists								
LUST	0.500		0	0	0	NR	NR	0

MAP FINDINGS SUMMARY

Database	Search Distance (Miles)	Target Property	< 1/8	1/8 - 1/4	1/4 - 1/2	1/2 - 1	> 1	Total Plotted
INDIAN LUST	0.500		0	0	0	NR	NR	0
CPS-SLIC	0.500		0	0	0	NR	NR	0
State and tribal registered storage tank lists								
FEMA UST	0.250		0	0	NR	NR	NR	0
UST	0.250		1	0	NR	NR	NR	1
AST	0.250		1	0	NR	NR	NR	1
INDIAN UST	0.250		0	0	NR	NR	NR	0
State and tribal voluntary cleanup sites								
INDIAN VCP	0.500		0	0	0	NR	NR	0
VCP	0.500		0	0	0	NR	NR	0
State and tribal Brownfields sites								
BROWNFIELDS	0.500		0	0	0	NR	NR	0
ADDITIONAL ENVIRONMENTAL RECORDS								
Local Brownfield lists								
US BROWNFIELDS	0.500		0	0	0	NR	NR	0
Local Lists of Landfill / Solid Waste Disposal Sites								
WMUDS/SWAT	0.500		0	0	0	NR	NR	0
SWRCY	0.500		0	0	0	NR	NR	0
HAULERS	0.001		0	NR	NR	NR	NR	0
INDIAN ODI	0.500		0	0	0	NR	NR	0
ODI	0.500		0	0	0	NR	NR	0
DEBRIS REGION 9	0.500		0	0	0	NR	NR	0
IHS OPEN DUMPS	0.500		0	0	0	NR	NR	0
Local Lists of Hazardous waste / Contaminated Sites								
US HIST CDL	0.001		0	NR	NR	NR	NR	0
HIST Cal-Sites	1.000		0	0	0	0	NR	0
SCH	0.250		0	0	NR	NR	NR	0
CDL	0.001		0	NR	NR	NR	NR	0
Toxic Pits	1.000		0	0	0	0	NR	0
CERS HAZ WASTE	0.250		3	0	NR	NR	NR	3
US CDL	0.001		0	NR	NR	NR	NR	0
PFAS	0.500		0	0	1	NR	NR	1
Local Lists of Registered Storage Tanks								
SWEEPS UST	0.250		1	0	NR	NR	NR	1
HIST UST	0.250		0	0	NR	NR	NR	0
CA FID UST	0.250		0	0	NR	NR	NR	0
CERS TANKS	0.250		0	0	NR	NR	NR	0
Local Land Records								
LIENS	0.001		0	NR	NR	NR	NR	0

MAP FINDINGS SUMMARY

Database	Search Distance (Miles)	Target Property	< 1/8	1/8 - 1/4	1/4 - 1/2	1/2 - 1	> 1	Total Plotted
LIENS 2	0.001		0	NR	NR	NR	NR	0
DEED	0.500		0	0	0	NR	NR	0
Records of Emergency Release Reports								
HMIRS	0.001		0	NR	NR	NR	NR	0
CHMIRS	0.001		0	NR	NR	NR	NR	0
LDS	0.001		0	NR	NR	NR	NR	0
MCS	0.001		0	NR	NR	NR	NR	0
SPILLS 90	0.001		0	NR	NR	NR	NR	0
Other Ascertainable Records								
RCRA NonGen / NLR	0.250		6	0	NR	NR	NR	6
FUDS	1.000		0	0	0	1	NR	1
DOD	1.000		0	0	0	0	NR	0
SCRD DRYCLEANERS	0.500		0	0	0	NR	NR	0
US FIN ASSUR	0.001		0	NR	NR	NR	NR	0
EPA WATCH LIST	0.001		0	NR	NR	NR	NR	0
2020 COR ACTION	0.250		0	0	NR	NR	NR	0
TSCA	0.001		0	NR	NR	NR	NR	0
TRIS	0.001		0	NR	NR	NR	NR	0
SSTS	0.001		0	NR	NR	NR	NR	0
ROD	1.000		0	0	0	1	NR	1
RMP	0.001		0	NR	NR	NR	NR	0
RAATS	0.001		0	NR	NR	NR	NR	0
PRP	0.001		0	NR	NR	NR	NR	0
PADS	0.001		0	NR	NR	NR	NR	0
ICIS	0.001		0	NR	NR	NR	NR	0
FTTS	0.001		0	NR	NR	NR	NR	0
MLTS	0.001		0	NR	NR	NR	NR	0
COAL ASH DOE	0.001		0	NR	NR	NR	NR	0
COAL ASH EPA	0.500		0	0	0	NR	NR	0
PCB TRANSFORMER	0.001		0	NR	NR	NR	NR	0
RADINFO	0.001		0	NR	NR	NR	NR	0
HIST FTTS	0.001		0	NR	NR	NR	NR	0
DOT OPS	0.001		0	NR	NR	NR	NR	0
CONSENT	1.000		0	0	0	0	NR	0
INDIAN RESERV	1.000		0	0	0	0	NR	0
FUSRAP	1.000		0	0	0	0	NR	0
UMTRA	0.500		0	0	0	NR	NR	0
LEAD SMELTERS	0.001		0	NR	NR	NR	NR	0
US AIRS	0.001		0	NR	NR	NR	NR	0
US MINES	0.250		0	0	NR	NR	NR	0
ABANDONED MINES	0.250		0	0	NR	NR	NR	0
FINDS	0.001		2	NR	NR	NR	NR	2
ECHO	0.001		3	NR	NR	NR	NR	3
DOCKET HWC	0.001		0	NR	NR	NR	NR	0
UXO	1.000		0	0	0	1	NR	1
FUELS PROGRAM	0.250		0	0	NR	NR	NR	0
CA BOND EXP. PLAN	1.000		0	0	0	0	NR	0
Cortese	0.500		0	0	0	NR	NR	0
CUPA Listings	0.250		0	0	NR	NR	NR	0

MAP FINDINGS SUMMARY

Database	Search Distance (Miles)	Target Property	< 1/8	1/8 - 1/4	1/4 - 1/2	1/2 - 1	> 1	Total Plotted
DRYCLEANERS	0.250		0	0	NR	NR	NR	0
EMI	0.001		1	NR	NR	NR	NR	1
ENF	0.001		0	NR	NR	NR	NR	0
Financial Assurance	0.001		0	NR	NR	NR	NR	0
HAZNET	0.001		3	NR	NR	NR	NR	3
ICE	0.001		0	NR	NR	NR	NR	0
HIST CORTESE	0.500		0	0	0	NR	NR	0
HWP	1.000		0	0	0	1	NR	1
HWT	0.250		0	0	NR	NR	NR	0
MINES	0.250		0	0	NR	NR	NR	0
MWMP	0.250		0	0	NR	NR	NR	0
NPDES	0.001		3	NR	NR	NR	NR	3
San Bern. Co. Permit	0.250		11	3	NR	NR	NR	14
PEST LIC	0.001		0	NR	NR	NR	NR	0
PROC	0.500		0	0	0	NR	NR	0
Notify 65	1.000		0	0	0	0	NR	0
UIC	0.001		0	NR	NR	NR	NR	0
UIC GEO	0.001		0	NR	NR	NR	NR	0
WASTEWATER PITS	0.500		0	0	0	NR	NR	0
WDS	0.001		0	NR	NR	NR	NR	0
WIP	0.250		0	0	NR	NR	NR	0
MILITARY PRIV SITES	0.001		0	NR	NR	NR	NR	0
PROJECT	0.001		0	NR	NR	NR	NR	0
WDR	0.001		0	NR	NR	NR	NR	0
CIWQS	0.001		2	NR	NR	NR	NR	2
CERS	0.001		3	NR	NR	NR	NR	3
NON-CASE INFO	0.001		0	NR	NR	NR	NR	0
OTHER OIL GAS	0.001		0	NR	NR	NR	NR	0
PROD WATER PONDS	0.001		0	NR	NR	NR	NR	0
SAMPLING POINT	0.001		0	NR	NR	NR	NR	0
WELL STIM PROJ	0.001		0	NR	NR	NR	NR	0
MINES MRDS	0.001		0	NR	NR	NR	NR	0
HWTS	TP		NR	NR	NR	NR	NR	0
EDR HIGH RISK HISTORICAL RECORDS								
EDR Exclusive Records								
EDR MGP	1.000		0	0	0	0	NR	0
EDR Hist Auto	0.125		0	NR	NR	NR	NR	0
EDR Hist Cleaner	0.125		0	NR	NR	NR	NR	0
EDR RECOVERED GOVERNMENT ARCHIVES								
Exclusive Recovered Govt. Archives								
RGA LF	0.001		0	NR	NR	NR	NR	0
RGA LUST	0.001		0	NR	NR	NR	NR	0
- Totals --		0	43	3	2	7	0	55

MAP FINDINGS SUMMARY

Database	Search Distance (Miles)	Target Property	< 1/8	1/8 - 1/4	1/4 - 1/2	1/2 - 1	> 1	Total Plotted

NOTES:

TP = Target Property

NR = Not Requested at this Search Distance

Sites may be listed in more than one database

FIGURES

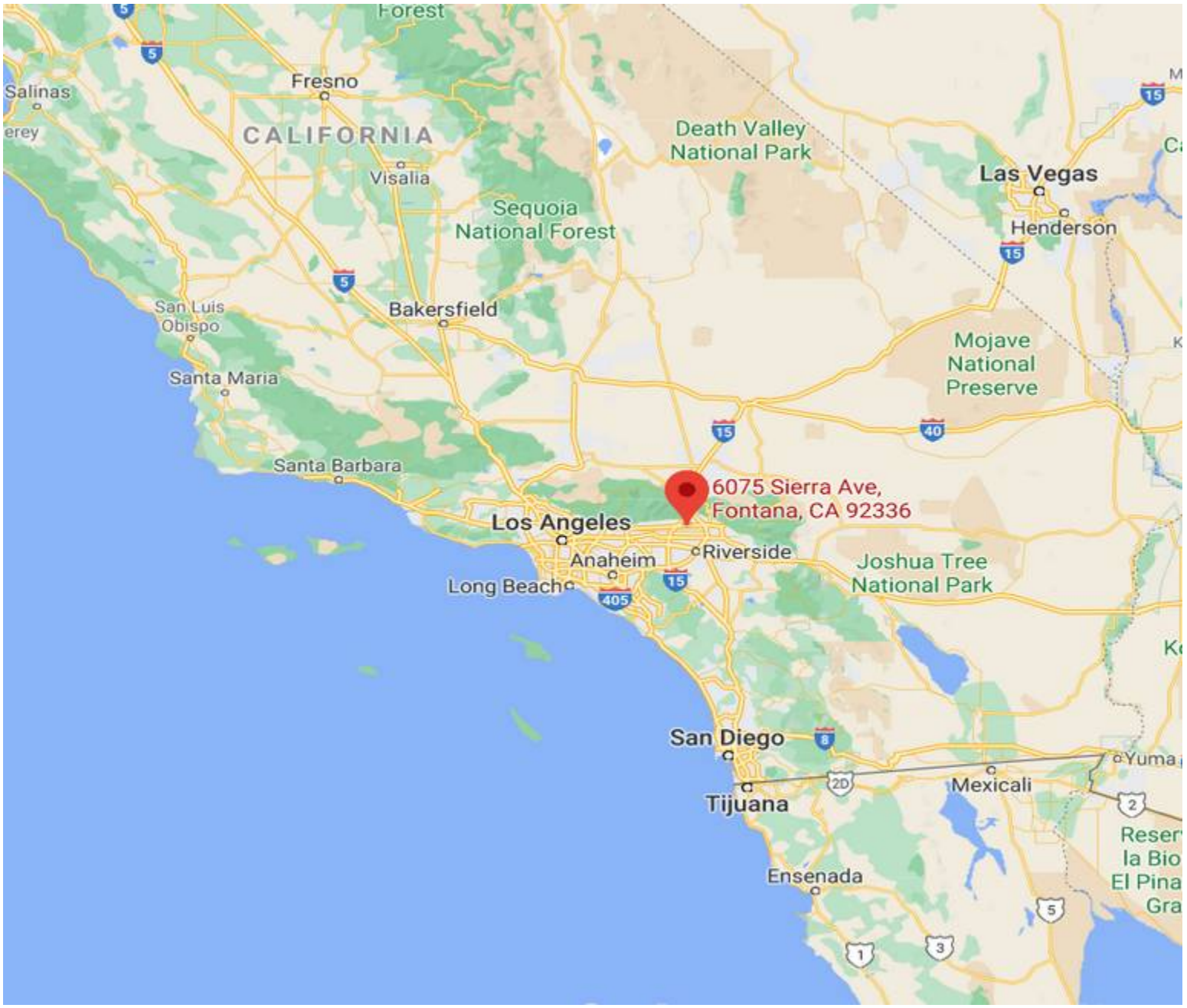

HMC

Figure 1: Site Location Map

HMC

Figure 2: Site & Site Vicinity

Aerial Photo Attribution: County of San Bernardino, 2012

File: C:\GIS\GIS Maps\Projects\County of San Bernardino\Rialto\For Rialto\Figure 2 - Landfill Units Map.mxd 6/1/2015

Produced by:

Geo-Logic ASSOCIATES
Geologists, Hydrogeologists, and Engineers

250 W First St, Suite #228
Claremont CA 91711
Phone: 909.626.2282
Fax: 909.626.1233

Author: ETL Date: 5/15/2015

N

0 500 1,000 1,500 2,000 2,500 Feet

0 100 200 400 600 Meters

County of San Bernardino
Solid Waste Management Division

Landfill Units Map

Mid-Valley Sanitary Landfill, Rialto California

Figure 2

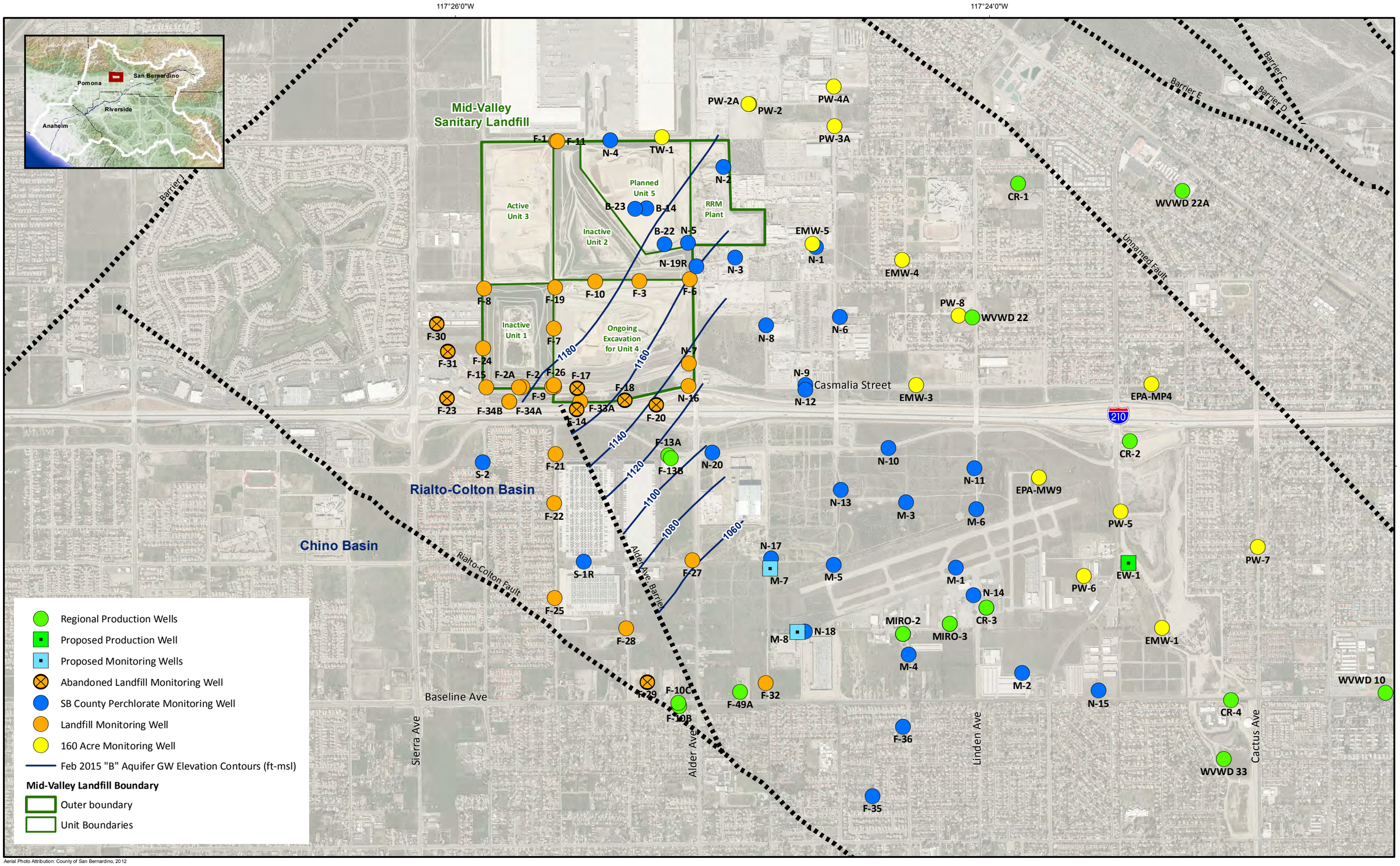

Aerial Photo Attribution: County of San Bernardino, 2012

Produced by:
Geo-Logic ASSOCIATES
Geologists, Hydrogeologists, and Engineers
250 W First St, Suite #228
Claremont CA 91711
Phone: 909.626.2282
Fax: 909.626.1233
Author: ETL Date: 9/28/2015

0 500 1,000 2,000 3,000 4,000 Feet

0 100 200 400 600 800 1,000 1,200 Meters

County of San Bernardino
Solid Waste Management Division

Monitoring Well Location Plan

Mid-Valley Sanitary Landfill, Rialto California

Figure 3

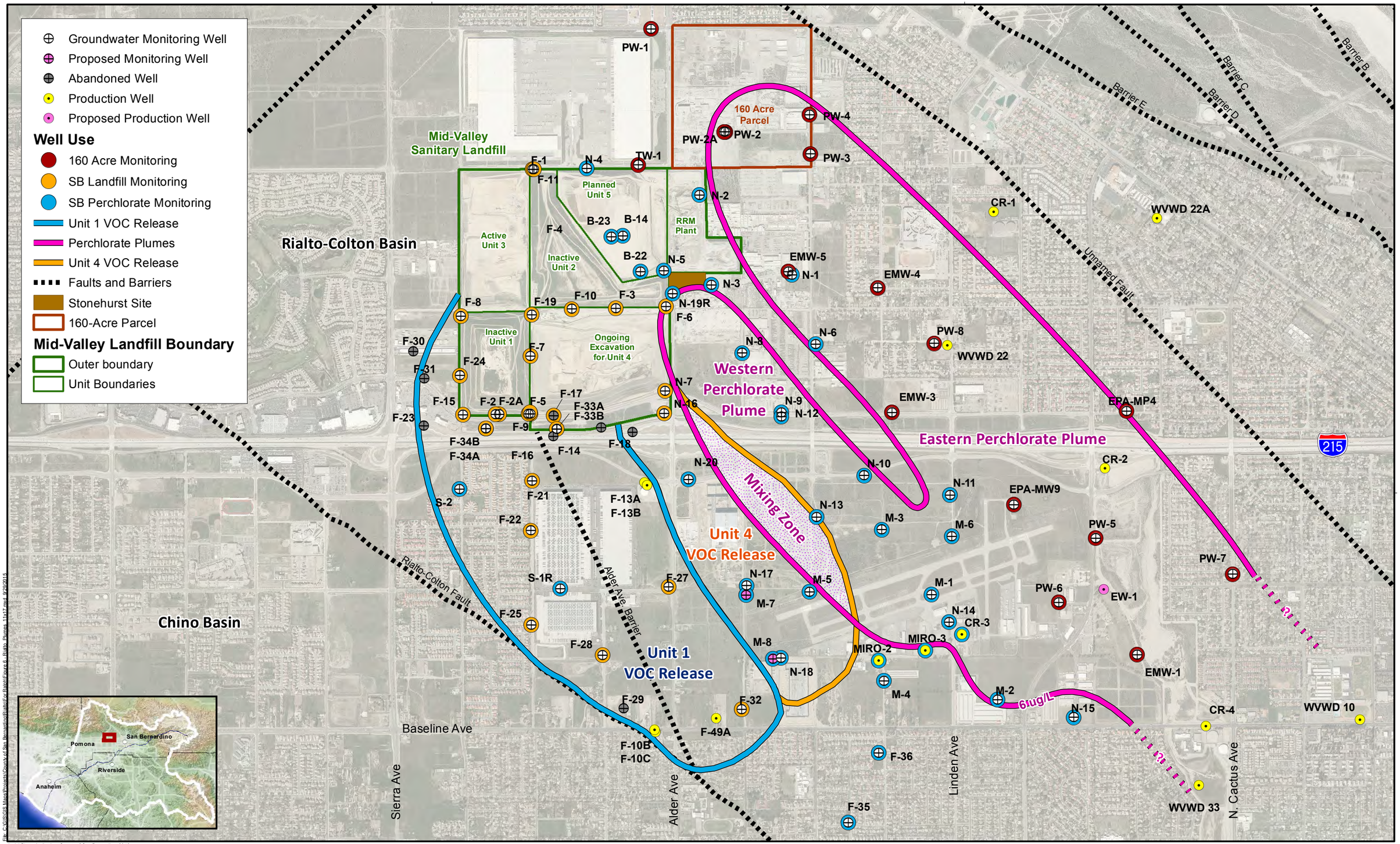

Aerial Photo Attribution: County of San Bernardino, 2012

File: C:\GIS\GIS Maps\Projects\County of San Bernardino\Rialto\For Rialto\Figure 6 - Rialto Plumes 11x17.mxd 9/29/2015

Produced by:
Geo-Logic ASSOCIATES
Geologists, Hydrogeologists, and Engineers
250 W First St, Suite #228
Claremont CA 91711
Phone: 909.626.2282
Fax: 909.626.1233
Author: ETL Date: 9/29/2015

0 500 1,000 2,000 3,000 4,000 Feet

0 100 200 400 600 800 1,000 1,200 Meters

County of San Bernardino
Solid Waste Management Division

Approximate Groundwater Plume Locations - Northern Rialto-Colton Basin

San Bernardino County, California

Figure 6

APPENDIX A

1. View of northwest portion of 16899 Windflower Avenue Site building.

2. View of north side of 16899 Windflower Avenue building.

3. View of south side of 16899 Windflower Avenue building.

4. View of interior of 16899 Windflower Avenue building.

5. View of San Gabriel Valley Lumber & Milling Site yard.

6. View of propane cages at San Gabriel Valley Lumber & Milling facility.

7. View of metal building at San Gabriel Valley Lumber & Milling facility.

8. View of interior of the metal building at San Gabriel Valley Lumber & Milling facility.

9. View of wooden mobile office structure at San Gabriel Valley Lumber & Milling facility.

10. View of open are at Davis Partner's facility.

11. View of an open metal structure at Davis Partner's facility

12. View of drums containing engine oil inside the open structure at Davis Partner's facility.

13. View of five-gallon containers at Davis Partner's facility.

14. View of chemical storage containers containing acetone, oil & paint at Davis Partner's facility.

15. View of drums containing spirits at Davis Partner's facility.

16. View of interior of a paint spray booth at Davis Partner's facility.

17. View of open area at Davis Partner's facility.

18. View of Aluma Systems Site building.

19. View Aluma Systems Site building.

20. View of interior of Aluma Systems Site building.

21. View of interior of Aluma Systems Site building.

22. View of west portion of Aluma Systems Site.

23. View of south side of View of interior of Aluma Systems Site building.

24. View of a catch basin for run-off at Aluma Systems facility.

25. View of residential buildings west across Sierra Avenue.

26. View of Fed-Ex facility north of the Site.

27. View of William Sonoma warehouse building immediately south.

28. View of Mango Avenue and open area west of the Site.

APPENDIX B

Sierra & Windflower

Sierra Avenue & Wildflower

Fontana, CA 92336

Inquiry Number: 6306680.8

December 17, 2020

The EDR Aerial Photo Decade Package

6 Armstrong Road, 4th floor
Shelton, CT 06484
Toll Free: 800.352.0050
www.edrnet.com

EDR Aerial Photo Decade Package

12/17/20

Site Name:

Sierra & Windflower
Sierra Avenue & Wildflower
Fontana, CA 92336
EDR Inquiry # 6306680.8

Client Name:

Hazard Management Consulting
211 W. Avenida Cordoba
San Clemente, CA 92672
Contact: Mark

Environmental Data Resources, Inc. (EDR) Aerial Photo Decade Package is a screening tool designed to assist environmental professionals in evaluating potential liability on a target property resulting from past activities. EDR's professional researchers provide digitally reproduced historical aerial photographs, and when available, provide one photo per decade.

Search Results:

Year	*Scale*	*Details*	*Source*
2016	1"=500'	Flight Year: 2016	USDA/NAIP
2012	1"=500'	Flight Year: 2012	USDA/NAIP
2009	1"=500'	Flight Year: 2009	USDA/NAIP
2005	1"=500'	Flight Year: 2005	USDA/NAIP
2002	1"=500'	Acquisition Date: January 01, 2002	USGS/DOQQ
1995	1"=500'	Acquisition Date: January 01, 1995	USGS/DOQQ
1994	1"=500'	Acquisition Date: January 01, 1994	USGS/DOQQ
1990	1"=500'	Flight Date: August 29, 1990	USDA
1989	1"=500'	Flight Date: August 29, 1989	USDA
1985	1"=500'	Flight Date: September 13, 1985	USDA
1975	1"=500'	Flight Date: August 01, 1975	USGS
1966	1"=500'	Flight Date: April 16, 1966	USGS
1959	1"=500'	Flight Date: October 15, 1959	USDA
1953	1"=500'	Flight Date: January 31, 1953	USDA
1949	1"=500'	Flight Date: May 21, 1949	USDA
1938	1"=500'	Flight Date: July 04, 1938	USDA
1930	1"=500'	Flight Date: March 25, 1930	FAIR

When delivered electronically by EDR, the aerial photo images included with this report are for ONE TIME USE ONLY. Further reproduction of these aerial photo images is prohibited without permission from EDR. For more information contact your EDR Account Executive.

Disclaimer - Copyright and Trademark Notice

This Report contains certain information obtained from a variety of public and other sources reasonably available to Environmental Data Resources, Inc. It cannot be concluded from this Report that coverage information for the target and surrounding properties does not exist from other sources. NO WARRANTY EXPRESSED OR IMPLIED, IS MADE WHATSOEVER IN CONNECTION WITH THIS REPORT. ENVIRONMENTAL DATA RESOURCES, INC. SPECIFICALLY DISCLAIMS THE MAKING OF ANY SUCH WARRANTIES, INCLUDING WITHOUT LIMITATION, MERCHANTABILITY OR FITNESS FOR A PARTICULAR USE OR PURPOSE. ALL RISK IS ASSUMED BY THE USER. IN NO EVENT SHALL ENVIRONMENTAL DATA RESOURCES, INC. BE LIABLE TO ANYONE, WHETHER ARISING OUT OF ERRORS OR OMISSIONS, NEGLIGENCE, ACCIDENT OR ANY OTHER CAUSE, FOR ANY LOSS OF DAMAGE, INCLUDING, WITHOUT LIMITATION, SPECIAL, INCIDENTAL, CONSEQUENTIAL, OR EXEMPLARY DAMAGES. ANY LIABILITY ON THE PART OF ENVIRONMENTAL DATA RESOURCES, INC. IS STRICTLY LIMITED TO A REFUND OF THE AMOUNT PAID FOR THIS REPORT. Purchaser accepts this Report "AS IS". Any analyses, estimates, ratings, environmental risk levels or risk codes provided in this Report are provided for illustrative purposes only, and are not intended to provide, nor should they be interpreted as providing any facts regarding, or prediction or forecast of, any environmental risk for any property. Only a Phase I Environmental Site Assessment performed by an environmental professional can provide information regarding the environmental risk for any property. Additionally, the information provided in this Report is not to be construed as legal advice.

Copyright 2020 by Environmental Data Resources, Inc. All rights reserved. Reproduction in any media or format, in whole or in part, of any report or map of Environmental Data Resources, Inc., or its affiliates, is prohibited without prior written permission.

EDR and its logos (including Sanborn and Sanborn Map) are trademarks of Environmental Data Resources, Inc. or its affiliates. All other trademarks used herein are the property of their respective owners.

INQUIRY #: 6306680.8
YEAR: 2016
= 500'
N
EDR

INQUIRY #: 6306680.8
YEAR: 2012
= 500'
N
EDR

INQUIRY #: 6306680.8
YEAR: 2009
= 500'
N
EDR

INQUIRY #: 6306680.8
YEAR: 2005
= 500'
N
EDR

INQUIRY #: 6306680.8
YEAR: 2002
= 500'
N
EDR

INQUIRY #: 6306680.8
YEAR: 1995
= 500'
N
EDR

UNMAPPED
INQUIRY #: 6306680.8
YEAR: 1994
= 500'
N
EDR

INQUIRY #: 6306680.8
YEAR: 1990
= 500'
N
EDR

INQUIRY #: 6306680.8

YEAR: 1989

= 500'

N

EDR

INQUIRY #: 6306680.8
YEAR: 1985
= 500'
N
EDR

INQUIRY #: 6306680.8
YEAR: 1975
= 500'
N
EDR

INQUIRY #: 6306680.8
YEAR: 1966
= 500'
N
EDR

INQUIRY #: 6306680.8
YEAR: 1959
= 500'
N
EDR

INQUIRY #: 6306680.8
YEAR: 1953
= 500'
N
EDR

INQUIRY #: 6306680.8
YEAR: 1949
= 500'
N
EDR

INQUIRY #: 6306680.8
YEAR: 1938
= 500'
N
EDR

INQUIRY #: 6306680.8

YEAR: 1930

= 500'

N

EDR

Sierra & Windflower

Sierra Avenue & Wildflower

Fontana, CA 92336

Inquiry Number: 6306680.3

December 17, 2020

Certified Sanborn® Map Report

6 Armstrong Road, 4th floor
Shelton, CT 06484
Toll Free: 800.352.0050
www.edrnet.com

Certified Sanborn® Map Report

12/17/20

Site Name:	Client Name:
Sierra & Windflower	Hazard Management Consulting
Sierra Avenue & Wildflower	211 W. Avenida Cordoba
Fontana, CA 92336	San Clemente, CA 92672
EDR Inquiry # 6306680.3	Contact: Mark

The Sanborn Library has been searched by EDR and maps covering the target property location as provided by Hazard Management Consulting were identified for the years listed below. The Sanborn Library is the largest, most complete collection of fire insurance maps. The collection includes maps from Sanborn, Bromley, Perris & Browne, Hopkins, Barlow, and others. Only Environmental Data Resources Inc. (EDR) is authorized to grant rights for commercial reproduction of maps by the Sanborn Library LLC, the copyright holder for the collection. Results can be authenticated by visiting www.edrnet.com/sanborn.

The Sanborn Library is continually enhanced with newly identified map archives. This report accesses all maps in the collection as of the day this report was generated.

Certified Sanborn Results:

Certification # E046-401A-A2C9

PO # NA

Project NA

UNMAPPED PROPERTY

This report certifies that the complete holdings of the Sanborn Library, LLC collection have been searched based on client supplied target property information, and fire insurance maps covering the target property were not found.

Sanborn® Library search results

Certification #: E046-401A-A2C9

The Sanborn Library includes more than 1.2 million fire insurance maps from Sanborn, Bromley, Perris & Browne, Hopkins, Barlow and others which track historical property usage in approximately 12,000 American cities and towns. Collections searched:

- ✔ Library of Congress
- ✔ University Publications of America
- ✔ EDR Private Collection

The Sanborn Library LLC Since 1866™

Limited Permission To Make Copies

Hazard Management Consulting (the client) is permitted to make up to FIVE photocopies of this Sanborn Map transmittal and each fire insurance map accompanying this report solely for the limited use of its customer. No one other than the client is authorized to make copies. Upon request made directly to an EDR Account Executive, the client may be permitted to make a limited number of additional photocopies. This permission is conditioned upon compliance by the client, its customer and their agents with EDR's copyright policy; a copy of which is available upon request.

Disclaimer - Copyright and Trademark Notice

This Report contains certain information obtained from a variety of public and other sources reasonably available to Environmental Data Resources, Inc. It cannot be concluded from this Report that coverage information for the target and surrounding properties does not exist from other sources. NO WARRANTY EXPRESSED OR IMPLIED, IS MADE WHATSOEVER IN CONNECTION WITH THIS REPORT. ENVIRONMENTAL DATA RESOURCES, INC. SPECIFICALLY DISCLAIMS THE MAKING OF ANY SUCH WARRANTIES, INCLUDING WITHOUT LIMITATION, MERCHANTABILITY OR FITNESS FOR A PARTICULAR USE OR PURPOSE. ALL RISK IS ASSUMED BY THE USER. IN NO EVENT SHALL ENVIRONMENTAL DATA RESOURCES, INC. BE LIABLE TO ANYONE, WHETHER ARISING OUT OF ERRORS OR OMISSIONS, NEGLIGENCE, ACCIDENT OR ANY OTHER CAUSE, FOR ANY LOSS OF DAMAGE, INCLUDING, WITHOUT LIMITATION, SPECIAL, INCIDENTAL, CONSEQUENTIAL, OR EXEMPLARY DAMAGES. ANY LIABILITY ON THE PART OF ENVIRONMENTAL DATA RESOURCES, INC. IS STRICTLY LIMITED TO A REFUND OF THE AMOUNT PAID FOR THIS REPORT. Purchaser accepts this Report "AS IS". Any analyses, estimates, ratings, environmental risk levels or risk codes provided in this Report are provided for illustrative purposes only, and are not intended to provide, nor should they be interpreted as providing any facts regarding, or prediction or forecast of, any environmental risk for any property. Only a Phase I Environmental Site Assessment performed by an environmental professional can provide information regarding the environmental risk for any property. Additionally, the information provided in this Report is not to be construed as legal advice.

Copyright 2020 by Environmental Data Resources, Inc. All rights reserved. Reproduction in any media or format, in whole or in part, of any report or map of Environmental Data Resources, Inc., or its affiliates, is prohibited without prior written permission.

EDR and its logos (including Sanborn and Sanborn Map) are trademarks of Environmental Data Resources, Inc. or its affiliates. All other trademarks used herein are the property of their respective owners.

Sierra & Windflower
Sierra Avenue & Wildflower
Fontana, CA 92336

Inquiry Number: 6306680.5
December 17, 2020

The EDR-City Directory Abstract

Environmental Data Resources Inc

6 Armstrong Road
Shelton, CT 06484
800.352.0050
www.edrnet.com

TABLE OF CONTENTS

SECTION

Executive Summary

Findings

City Directory Images

Thank you for your business.
Please contact EDR at 1-800-352-0050
with any questions or comments.

Disclaimer - Copyright and Trademark Notice

This Report contains certain information obtained from a variety of public and other sources reasonably available to Environmental Data Resources, Inc. It cannot be concluded from this Report that coverage information for the target and surrounding properties does not exist from other sources. **NO WARRANTY EXPRESSED OR IMPLIED, IS MADE WHATSOEVER IN CONNECTION WITH THIS REPORT. ENVIRONMENTAL DATA RESOURCES, INC. SPECIFICALLY DISCLAIMS THE MAKING OF ANY SUCH WARRANTIES, INCLUDING WITHOUT LIMITATION, MERCHANTABILITY OR FITNESS FOR A PARTICULAR USE OR PURPOSE. ALL RISK IS ASSUMED BY THE USER. IN NO EVENT SHALL ENVIRONMENTAL DATA RESOURCES, INC. BE LIABLE TO ANYONE, WHETHER ARISING OUT OF ERRORS OR OMISSIONS, NEGLIGENCE, ACCIDENT OR ANY OTHER CAUSE, FOR ANY LOSS OR DAMAGE, INCLUDING, WITHOUT LIMITATION, SPECIAL, INCIDENTAL, CONSEQUENTIAL, OR EXEMPLARY DAMAGES. ANY LIABILITY ON THE PART OF ENVIRONMENTAL DATA RESOURCES, INC. IS STRICTLY LIMITED TO A REFUND OF THE AMOUNT PAID FOR THIS REPORT.** Purchaser accepts this Report "AS IS". Any analyses, estimates, ratings, environmental risk levels or risk codes provided in this Report are provided for illustrative purposes only, and are not intended to provide, nor should they be interpreted as providing any facts regarding, or prediction orforecast of, any environmental risk for any property. Only a Phase I Environmental Site Assessment performed by an environmental professional can provide information regarding the environmental risk for any property. Additionally, the information provided in this Report is not to be construed as legal advice.

Copyright 2020 by Environmental Data Resources, Inc. All rights reserved. Reproduction in any media or format, in whole or in part, of any report or map of Environmental Data Resources, Inc. or its affiliates is prohibited without prior written permission.

EDR and its logos (including Sanborn and Sanborn Map) are trademarks of Environmental Data Resources, Inc. or its affiliates. All other trademarks used herein are the property of their respective owners.

EXECUTIVE SUMMARY

DESCRIPTION

Environmental Data Resources, Inc.'s (EDR) City Directory Abstract is a screening tool designed to assist environmental professionals in evaluating potential liability on a target property resulting from past activities. EDR's City Directory Abstract includes a search and abstract of available city directory data. For each address, the directory lists the name of the corresponding occupant at five year intervals.

Business directories including city, cross reference and telephone directories were reviewed, if available, at approximately five year intervals for the years spanning 1922 through 2017. This report compiles information gathered in this review by geocoding the latitude and longitude of properties identified and gathering information about properties within 660 feet of the target property.

A summary of the information obtained is provided in the text of this report.

RECORD SOURCES

EDR's Digital Archive combines historical directory listings from sources such as Cole Information and Dun & Bradstreet. These standard sources of property information complement and enhance each other to provide a more comprehensive report.

EDR is licensed to reproduce certain City Directory works by the copyright holders of those works. The purchaser of this EDR City Directory Report may include it in report(s) delivered to a customer. Reproduction of City Directories without permission of the publisher or licensed vendor may be a violation of copyright.

Data by infoUSA®

Copyright©2008
All Rights Reserved

RESEARCH SUMMARY

The following research sources were consulted in the preparation of this report. An "X" indicates where information was identified in the source and provided in this report.

Year	Source	TP	Adjoining	Text Abstract	Source Image
2017	Cole Information Services	-	-	-	-
2014	Cole Information Services	-	-	-	-
2009	Cole Information Services	-	X	X	-
2008	Haines Company, Inc.	-	X	X	-
2004	Cole Information Services	-	X	X	-
2003	Haines & Co Publishers	-	X	X	-
2002	SBC PACIFIC BELL	-	X	X	-
1999	Cole Information Services	-	X	X	-
1996	Pacific Bell	-	X	X	-
1995	GTE Directories	-	-	-	-
1994	Cole Information Services	-	-	-	-
1991	GTE California Incorporated	-	X	X	-

EXECUTIVE SUMMARY

Year	Source	TP	Adjoining	Text Abstract	Source Image
1990	Pacific Bell	-	X	X	-
1985	GTE	-	-	-	-
1981	General Telephone Company of California	-	-	-	-
1980	GTE	-	-	-	-
1975	Pacific Telephone Co	-	-	-	-
1970	General Telephone Company of California	-	-	-	-
1965	GTE	-	-	-	-
1964	Luskey Brothers & Co	-	-	-	-
1961	Luskey Brothers& Co Publishers	-	-	-	-
1960	Luskey Brothers & Co Publishers	-	-	-	-
1956	General Telephone Company Publishers	-	-	-	-
1955	Luskey Brothers Co Publishers	-	-	-	-
1951	Los Angeles Directory Co Publishers	-	-	-	-
1950	The Pacific Telephone and Telegraph Co	-	-	-	-
1949	San Bernardino Directory Co. Publishers	-	-	-	-
1946	Los Angeles Directory Company Publishers	-	-	-	-
1945	Southern Califronia Telephone Company	-	-	-	-
1942	San Bernardino Directory Co Publisher	-	-	-	-
1941	Associated Telephone Company Limited	-	-	-	-
1940	Los Angeles Directory Co.	-	-	-	-
1938	Los Angeles Directory Co.	-	-	-	-
1936	San Bernardino Directory Co Publisher	-	-	-	-
1934	Los Angeles Directory Co.	-	-	-	-
1931	Los Angeles Directory Co.	-	-	-	-
1930	San Bernardino Directory Co Publisher	-	-	-	-
1926	Los Angeles Directory Co.	-	-	-	-
1923	Los Angeles Directory Company	-	-	-	-
1922	R.L. Polk & Co Publishers	-	-	-	-

FINDINGS

TARGET PROPERTY INFORMATION

ADDRESS

Sierra Avenue & Wildflower
Fontana, CA 92336

FINDINGS DETAIL

Target Property research detail.

FINDINGS

ADJOINING PROPERTY DETAIL

The following Adjoining Property addresses were researched for this report. Detailed findings are provided for each address.

SIERRA AVE

5975 SIERRA AVE

Year	Uses	Source
2008	ANDERSON TRUCKING SERVICE INC	Haines Company, Inc.
2003	ANDERSON TRUCKING SERVICE INC	Haines & Co Publishers
2002	ANDERSON TRUCKING	SBC PACIFIC BELL
	SERVICE INC	SBC PACIFIC BELL
1996	ANDERSON TRUCKING SERVICE INC	Pacific Bell
1991	Days Express Inc	GTE California Incorporated
1990	DAYS EXPRESS INC	Pacific Bell

WINDFLOWER AVE

17010 WINDFLOWER AVE

Year	Uses	Source
2008	XXXX	Haines Company, Inc.
2004	DAVIS ENTERPRISES	Cole Information Services
	JOE COLLINS	Cole Information Services
2003	APOLLO AMUSEMENT	Haines & Co Publishers
	DAVIS Tommy	Haines & Co Publishers
2002	APOLLO AMUSEMENT	SBC PACIFIC BELL

17051 WINDFLOWER AVE

Year	Uses	Source
2009	ALL AMERICAN PIPE & STEEL DISTRIBUTO	Cole Information Services
2008	ALL AMERICAN PIPE & STEEL DIST	Haines Company, Inc.
2004	ALL AMRCN PIPE & STEEL DSTRBTR	Cole Information Services
2003	ALL AMERICAN PIPE & STEEL DIST	Haines & Co Publishers
	DEVORE Roy	Haines & Co Publishers
2002	STEEL DIST	SBC PACIFIC BELL
	ALL AMERICAN PIPE AND	SBC PACIFIC BELL
1999	ALL AMERICAN	Cole Information Services
	ALL AMERICAN PIPE AND STEEL DISTRICT	Cole Information Services

FINDINGS

Year	Uses	Source
1996	ALL AMERICAN PIPE AND STEEL DIST	Pacific Bell
	ALL AMERICAN	Pacific Bell

FINDINGS

ADJOINING PROPERTY: ADDRESSES NOT IDENTIFIED IN RESEARCH SOURCE

The following Adjoining Property addresses were researched for this report, and the addresses were not identified in research source.

Address Researched	Address Not Identified in Research Source
17010 WINDFLOWER AVE	2017, 2014, 2009, 2004, 1999, 1996, 1995, 1994, 1991, 1990, 1985, 1981, 1980, 1975, 1970, 1965, 1964, 1961, 1960, 1956, 1955, 1951, 1950, 1949, 1946, 1945, 1942, 1941, 1940, 1938, 1936, 1934, 1931, 1930, 1926, 1923, 1922
17010 WINDFLOWER AVE	2017, 2014, 2009, 2008, 2003, 2002, 1999, 1996, 1995, 1994, 1991, 1990, 1985, 1981, 1980, 1975, 1970, 1965, 1964, 1961, 1960, 1956, 1955, 1951, 1950, 1949, 1946, 1945, 1942, 1941, 1940, 1938, 1936, 1934, 1931, 1930, 1926, 1923, 1922
17051 WINDFLOWER AVE	2017, 2014, 2008, 2003, 2002, 1996, 1995, 1994, 1991, 1990, 1985, 1981, 1980, 1975, 1970, 1965, 1964, 1961, 1960, 1956, 1955, 1951, 1950, 1949, 1946, 1945, 1942, 1941, 1940, 1938, 1936, 1934, 1931, 1930, 1926, 1923, 1922
17051 WINDFLOWER AVE	2017, 2014, 2009, 2004, 1999, 1995, 1994, 1991, 1990, 1985, 1981, 1980, 1975, 1970, 1965, 1964, 1961, 1960, 1956, 1955, 1951, 1950, 1949, 1946, 1945, 1942, 1941, 1940, 1938, 1936, 1934, 1931, 1930, 1926, 1923, 1922
5975 SIERRA AVE	2017, 2014, 2009, 2004, 1999, 1995, 1994, 1985, 1981, 1980, 1975, 1970, 1965, 1964, 1961, 1960, 1956, 1955, 1951, 1950, 1949, 1946, 1945, 1942, 1941, 1940, 1938, 1936, 1934, 1931, 1930, 1926, 1923, 1922

TARGET PROPERTY: ADDRESS NOT IDENTIFIED IN RESEARCH SOURCE

The following Target Property addresses were researched for this report, and the addresses were not identified in the research source.

Address Researched	Address Not Identified in Research Source
Sierra Avenue & Wildflower	2017, 2014, 2009, 2008, 2004, 2003, 2002, 1999, 1996, 1995, 1994, 1991, 1990, 1985, 1981, 1980, 1975, 1970, 1965, 1964, 1961, 1960, 1956, 1955, 1951, 1950, 1949, 1946, 1945, 1942, 1941, 1940, 1938, 1936, 1934, 1931, 1930, 1926, 1923, 1922

Sierra & Windflower

Sierra Avenue & Wildflower

Fontana, CA 92336

Inquiry Number: 6306680.4

December 17, 2020

EDR Historical Topo Map Report

with QuadMatch™

6 Armstrong Road, 4th floor
Shelton, CT 06484
Toll Free: 800.352.0050
www.edrnet.com

EDR Historical Topo Map Report

12/17/20

Site Name:	Client Name:
Sierra & Windflower	Hazard Management Consulting
Sierra Avenue & Wildflower	211 W. Avenida Cordoba
Fontana, CA 92336	San Clemente, CA 92672
EDR Inquiry # 6306680.4	Contact: Mark

EDR Topographic Map Library has been searched by EDR and maps covering the target property location as provided by Hazard Management Consulting were identified for the years listed below. EDR's Historical Topo Map Report is designed to assist professionals in evaluating potential liability on a target property resulting from past activities. EDRs Historical Topo Map Report includes a search of a collection of public and private color historical topographic maps, dating back to the late 1800s.

Search Results:

P.O.# NA

Project: NA

Coordinates:

Latitude:	34.14604 34° 8' 46" North
Longitude:	-117.433784 -117° 26' 2" West
UTM Zone:	Zone 11 North
UTM X Meters:	460009.53
UTM Y Meters:	3778433.77
Elevation:	1623.77' above sea level

Maps Provided:

2012	1942
1996	1941
1988	1936
1980	1901
1975	1898
1966, 1967	1896
1954	
1953, 1954	

Disclaimer - Copyright and Trademark Notice

This Report contains certain information obtained from a variety of public and other sources reasonably available to Environmental Data Resources, Inc. It cannot be concluded from this Report that coverage information for the target and surrounding properties does not exist from other sources. NO WARRANTY EXPRESSED OR IMPLIED, IS MADE WHATSOEVER IN CONNECTION WITH THIS REPORT. ENVIRONMENTAL DATA RESOURCES, INC. SPECIFICALLY DISCLAIMS THE MAKING OF ANY SUCH WARRANTIES, INCLUDING WITHOUT LIMITATION, MERCHANTABILITY OR FITNESS FOR A PARTICULAR USE OR PURPOSE. ALL RISK IS ASSUMED BY THE USER. IN NO EVENT SHALL ENVIRONMENTAL DATA RESOURCES, INC. BE LIABLE TO ANYONE, WHETHER ARISING OUT OF ERRORS OR OMISSIONS, NEGLIGENCE, ACCIDENT OR ANY OTHER CAUSE, FOR ANY LOSS OF DAMAGE, INCLUDING, WITHOUT LIMITATION, SPECIAL, INCIDENTAL, CONSEQUENTIAL, OR EXEMPLARY DAMAGES. ANY LIABILITY ON THE PART OF ENVIRONMENTAL DATA RESOURCES, INC. IS STRICTLY LIMITED TO A REFUND OF THE AMOUNT PAID FOR THIS REPORT. Purchaser accepts this Report "AS IS". Any analyses, estimates, ratings, environmental risk levels or risk codes provided in this Report are provided for illustrative purposes only, and are not intended to provide, nor should they be interpreted as providing any facts regarding, or prediction or forecast of, any environmental risk for any property. Only a Phase I Environmental Site Assessment performed by an environmental professional can provide information regarding the environmental risk for any property. Additionally, the information provided in this Report is not to be construed as legal advice.

Copyright 2020 by Environmental Data Resources, Inc. All rights reserved. Reproduction in any media or format, in whole or in part, of any report or map of Environmental Data Resources, Inc., or its affiliates, is prohibited without prior written permission.

EDR and its logos (including Sanborn and Sanborn Map) are trademarks of Environmental Data Resources, Inc. or its affiliates. All other trademarks used herein are the property of their respective owners.

Topo Sheet Key

This EDR Topo Map Report is based upon the following USGS topographic map sheets.

2012 Source Sheets

Devore
2012
7.5-minute, 24000

Fontana
2012
7.5-minute, 24000

1996 Source Sheets

Devore
1996
7.5-minute, 24000
Aerial Photo Revised 1994

1988 Source Sheets

Devore
1988
7.5-minute, 24000
Aerial Photo Revised 1985

1980 Source Sheets

Devore
1980
7.5-minute, 24000
Aerial Photo Revised 1978

Fontana
1980
7.5-minute, 24000
Aerial Photo Revised 1978

Topo Sheet Key

This EDR Topo Map Report is based upon the following USGS topographic map sheets.

1975 Source Sheets

SAN BERNARDINO
1975
15-minute, 50000

1966, 1967 Source Sheets

Devore
1966
7.5-minute, 24000
Aerial Photo Revised 1966

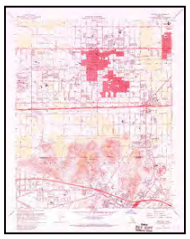

Fontana
1967
7.5-minute, 24000
Aerial Photo Revised 1966

1954 Source Sheets

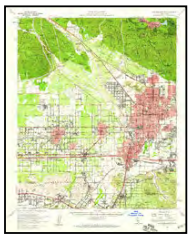

San Bernardino
1954
15-minute, 62500
Aerial Photo Revised 1952

1953, 1954 Source Sheets

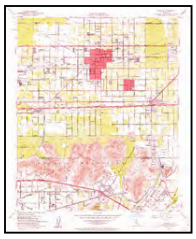

Fontana
1953
7.5-minute, 24000
Aerial Photo Revised 1952

Devore
1954
7.5-minute, 24000
Aerial Photo Revised 1952

Topo Sheet Key

This EDR Topo Map Report is based upon the following USGS topographic map sheets.

1942 Source Sheets

SAN BERNARDINO
1942
15-minute, 50000

1941 Source Sheets

Devore
1941
7.5-minute, 31680

1936 Source Sheets

Devore
1936
7.5-minute, 31680

1901 Source Sheets

San Bernardino
1901
15-minute, 62500

Topo Sheet Key

This EDR Topo Map Report is based upon the following USGS topographic map sheets.

1898 Source Sheets

San Bernardino
1898
15-minute, 62500

1896 Source Sheets

San Bernardino
1896
15-minute, 62500

Historical Topo Map

2012

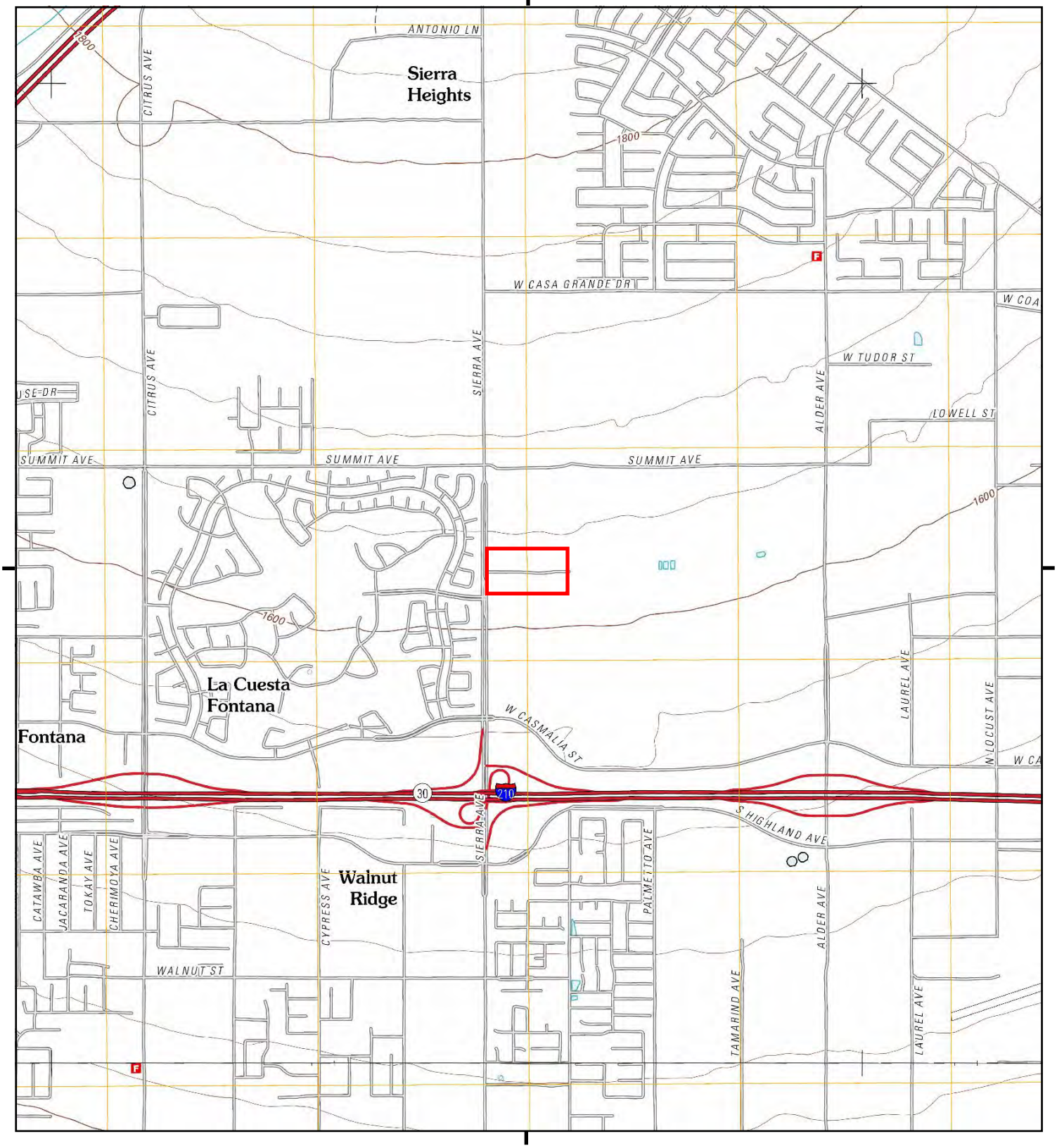

This report includes information from the following map sheet(s).

0 Miles 0.25 0.5 1 1.5

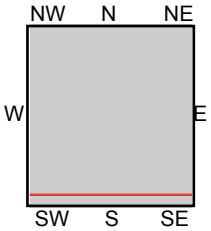

TP, Devore, 2012, 7.5-minute
S, Fontana, 2012, 7.5-minute

SITE NAME: Sierra & Windflower
ADDRESS: Sierra Avenue & Wildflower
Fontana, CA 92336
CLIENT: Hazard Management Consulting

N

Historical Topo Map

1996

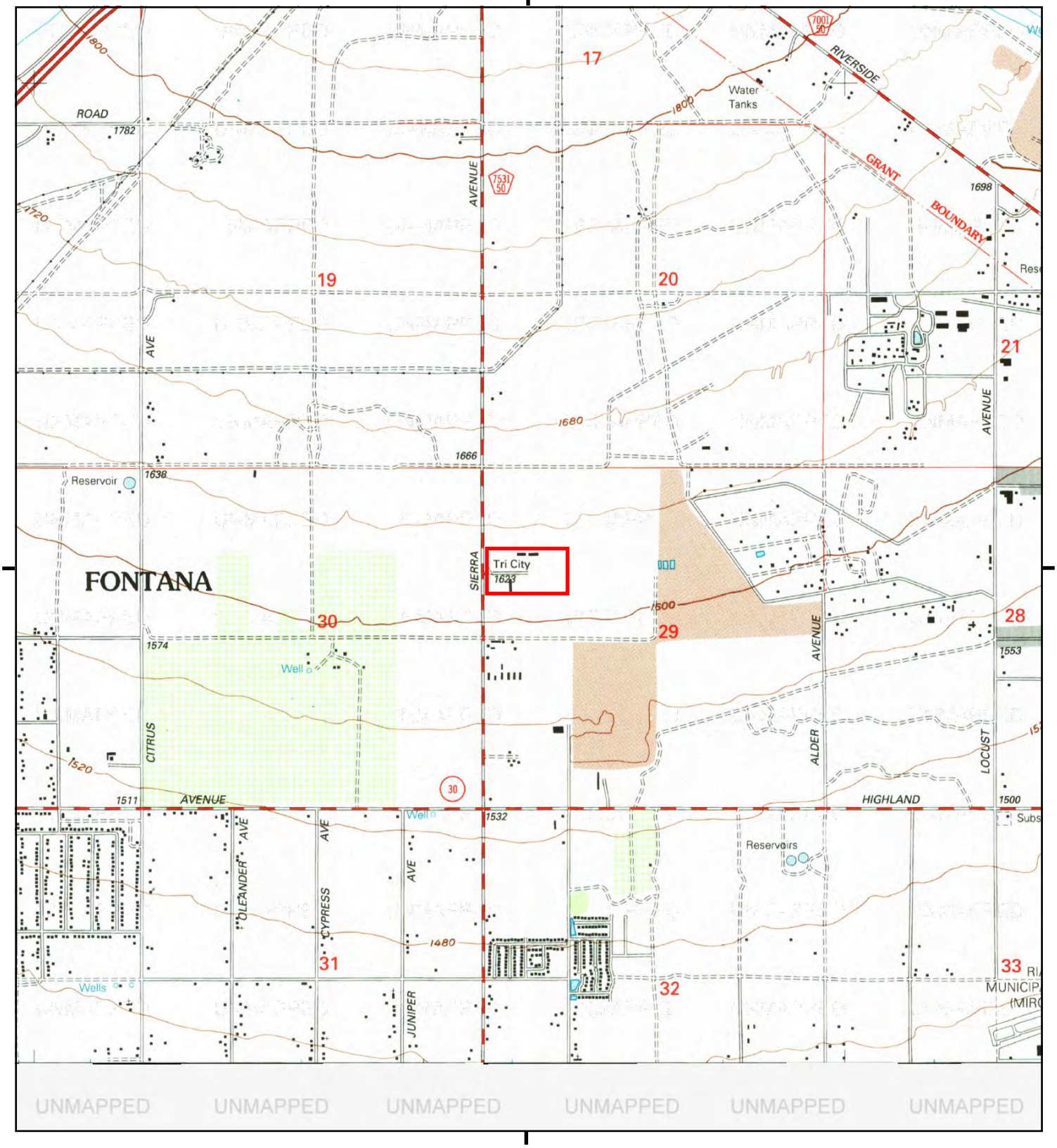

This report includes information from the following map sheet(s).

0 Miles 0.25 0.5 1 1.5

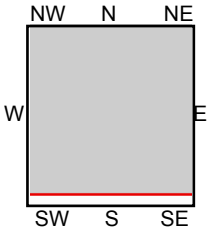

TP, Devore, 1996, 7.5-minute

SITE NAME: Sierra & Windflower
ADDRESS: Sierra Avenue & Wildflower
Fontana, CA 92336
CLIENT: Hazard Management Consulting

N

Historical Topo Map

1988

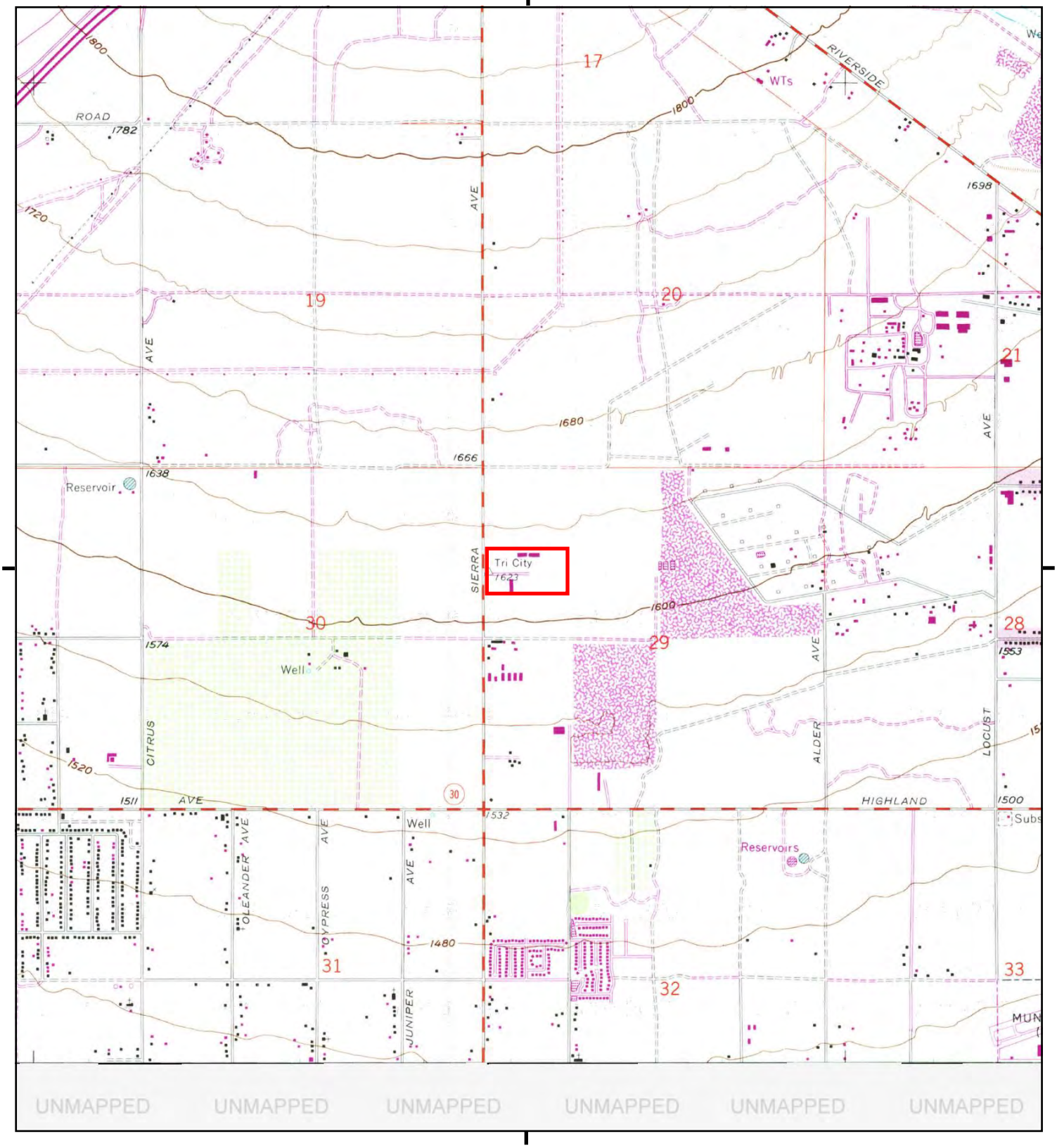

This report includes information from the following map sheet(s).

0 Miles 0.25 0.5 1 1.5

NW N NE
W E
SW S SE

TP, Devore, 1988, 7.5-minute

SITE NAME: Sierra & Windflower
ADDRESS: Sierra Avenue & Wildflower
Fontana, CA 92336
CLIENT: Hazard Management Consulting

N

Historical Topo Map

1980

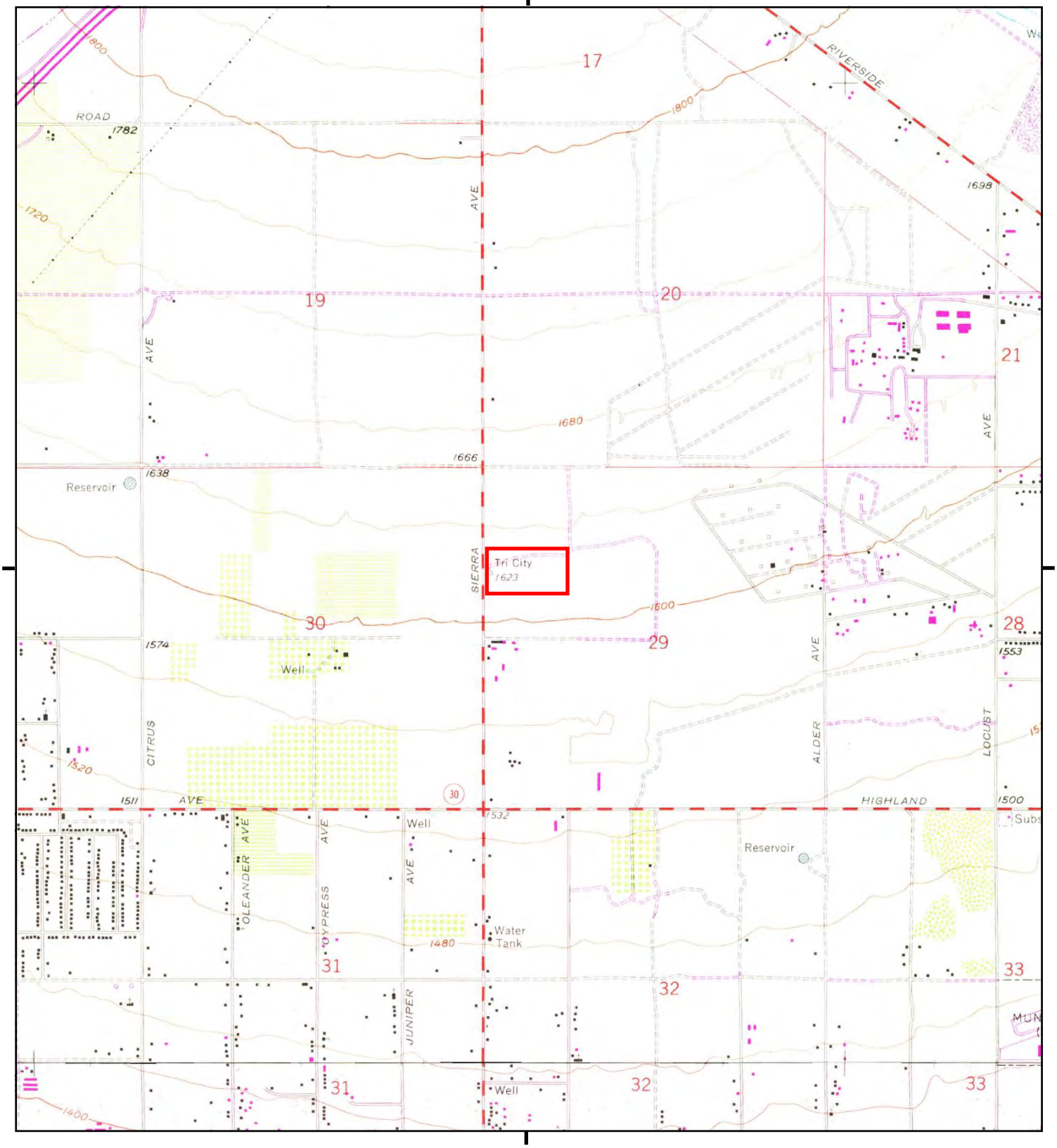

This report includes information from the following map sheet(s).

0 Miles 0.25 0.5 1 1.5

NW N NE
W E
SW S SE

TP, Devore, 1980, 7.5-minute
S, Fontana, 1980, 7.5-minute

SITE NAME: Sierra & Windflower
ADDRESS: Sierra Avenue & Wildflower
Fontana, CA 92336
CLIENT: Hazard Management Consulting

N

Historical Topo Map

1975

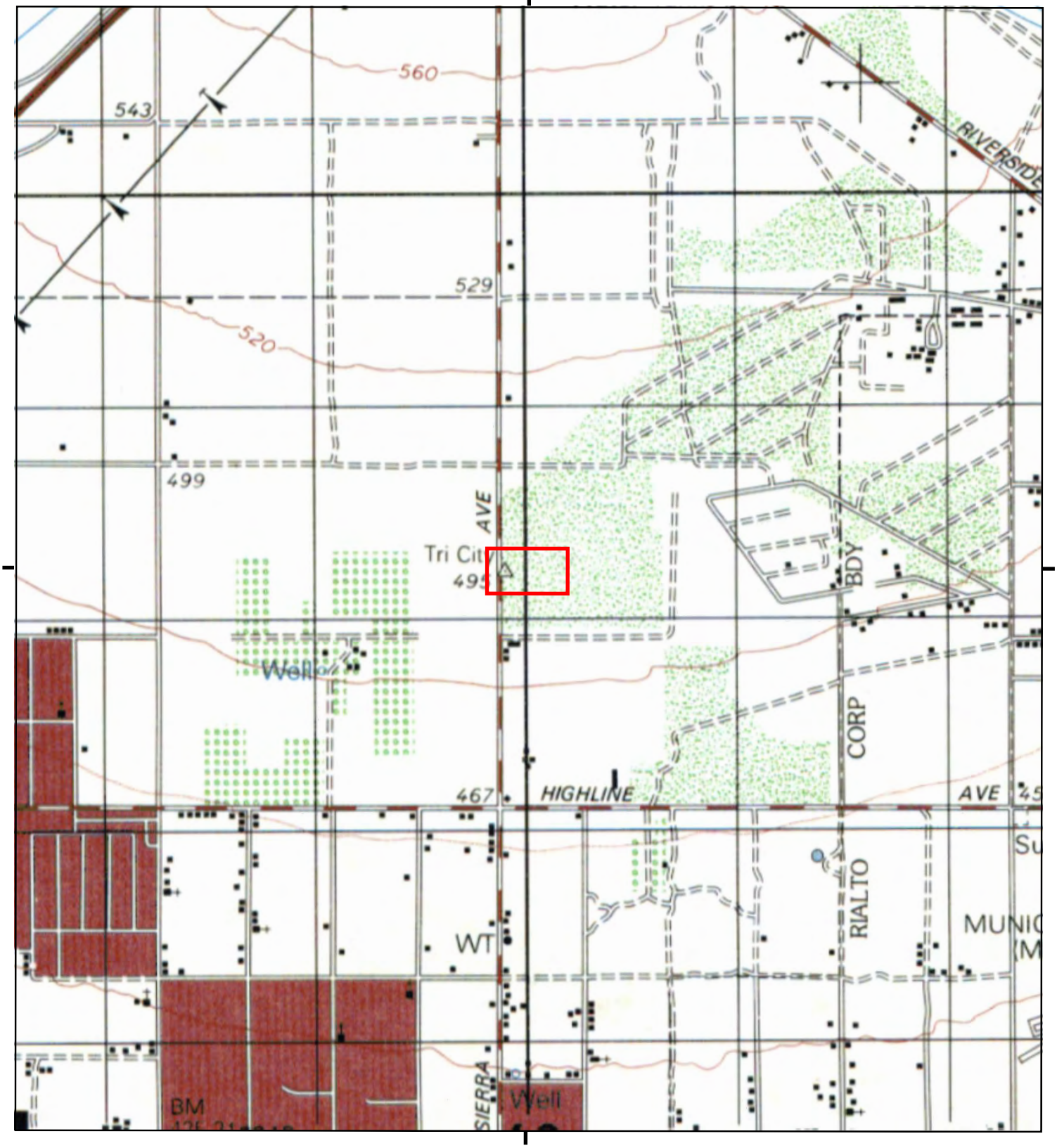

This report includes information from the following map sheet(s).

0 Miles 0.25 0.5 1 1.5

NW N NE
W E
SW S SE

TP, SAN BERNARDINO, 1975, 15-minute

SITE NAME: Sierra & Windflower
ADDRESS: Sierra Avenue & Wildflower
Fontana, CA 92336
CLIENT: Hazard Management Consulting

N

Historical Topo Map

1966, 1967

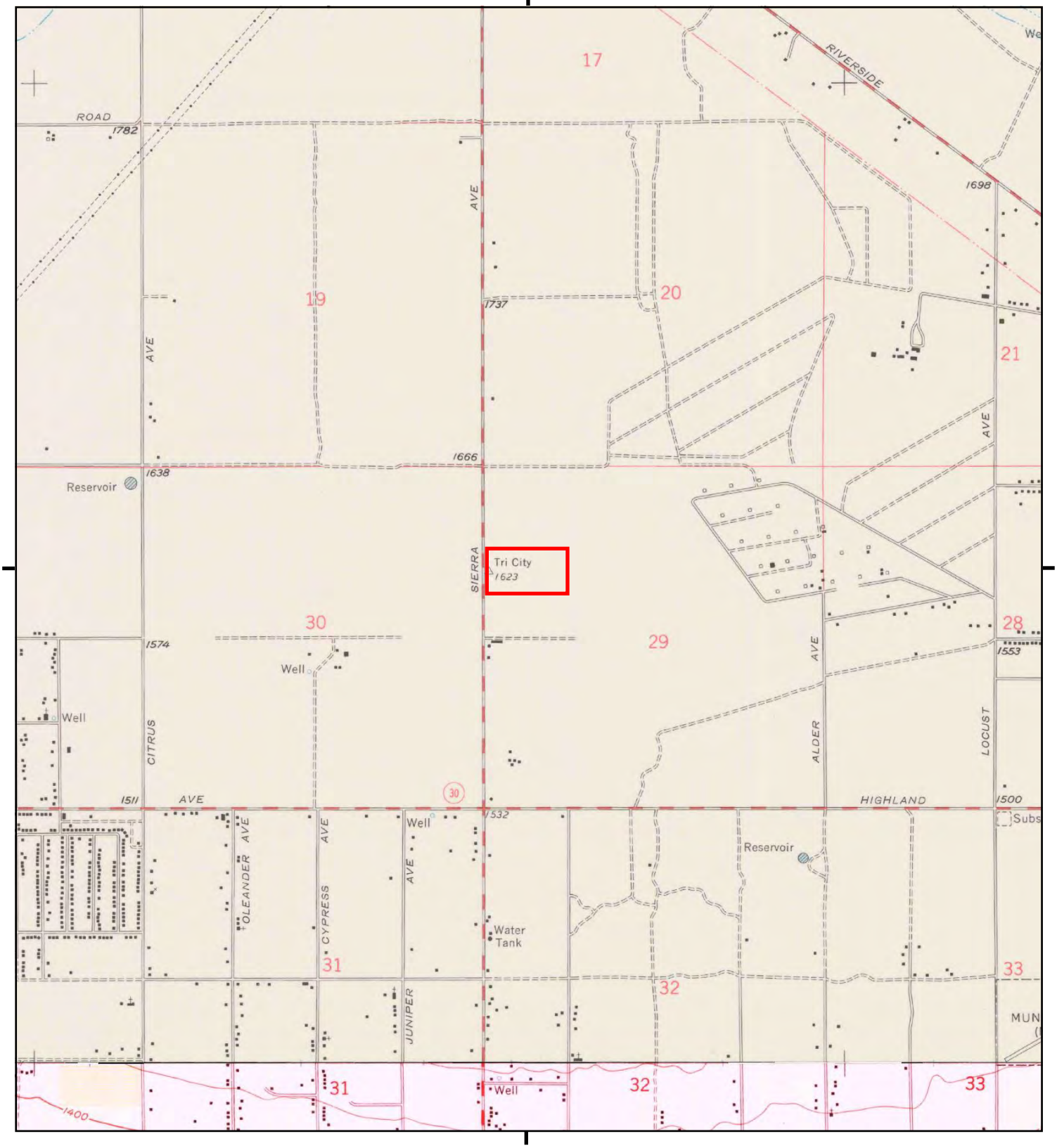

This report includes information from the following map sheet(s).

0 Miles 0.25 0.5 1 1.5

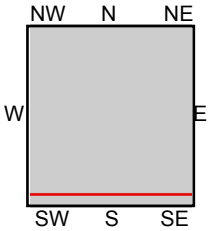

TP, Devore, 1966, 7.5-minute
S, Fontana, 1967, 7.5-minute

SITE NAME: Sierra & Windflower
ADDRESS: Sierra Avenue & Wildflower
Fontana, CA 92336
CLIENT: Hazard Management Consulting

N

Historical Topo Map

1954

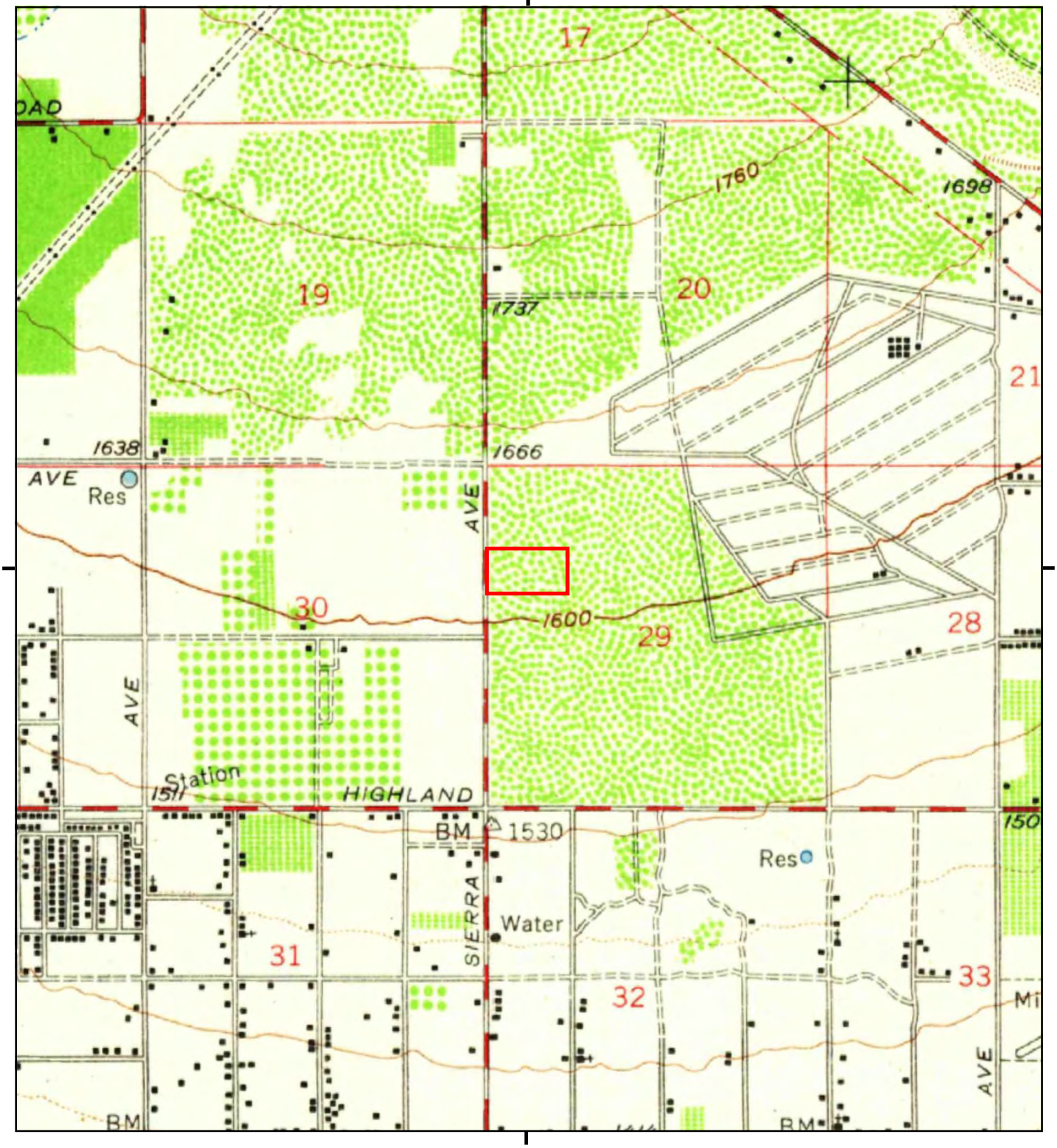

This report includes information from the following map sheet(s).

0 Miles 0.25 0.5 1 1.5

NW N NE
W E
SW S SE

TP, San Bernardino, 1954, 15-minute

SITE NAME: Sierra & Windflower
ADDRESS: Sierra Avenue & Wildflower
Fontana, CA 92336
CLIENT: Hazard Management Consulting

N

Historical Topo Map

1953, 1954

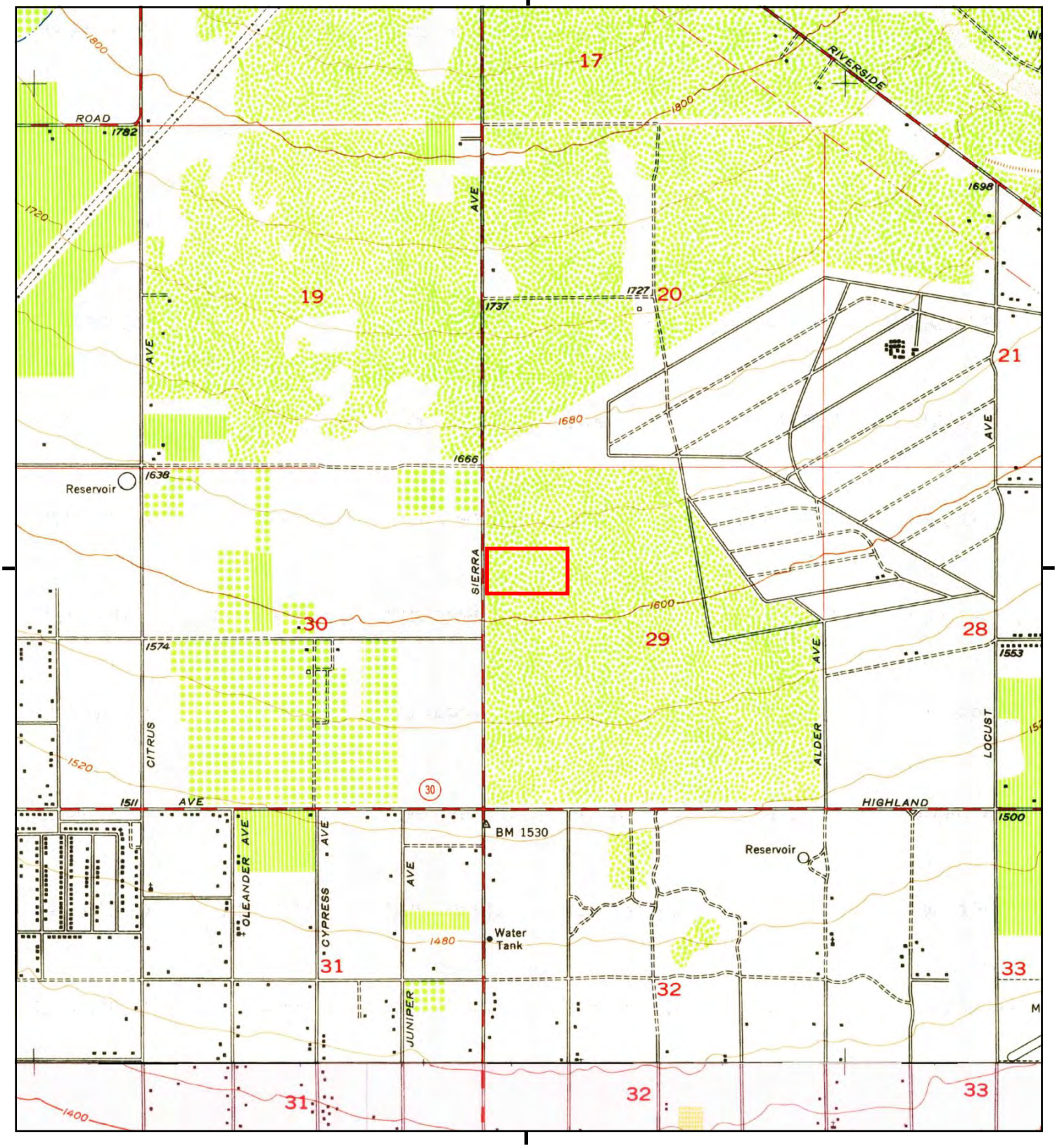

This report includes information from the following map sheet(s).

0 Miles 0.25 0.5 1 1.5

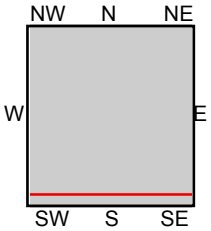

TP, Devore, 1954, 7.5-minute
S, Fontana, 1953, 7.5-minute

SITE NAME: Sierra & Windflower
ADDRESS: Sierra Avenue & Wildflower
Fontana, CA 92336
CLIENT: Hazard Management Consulting

N

Historical Topo Map

1942

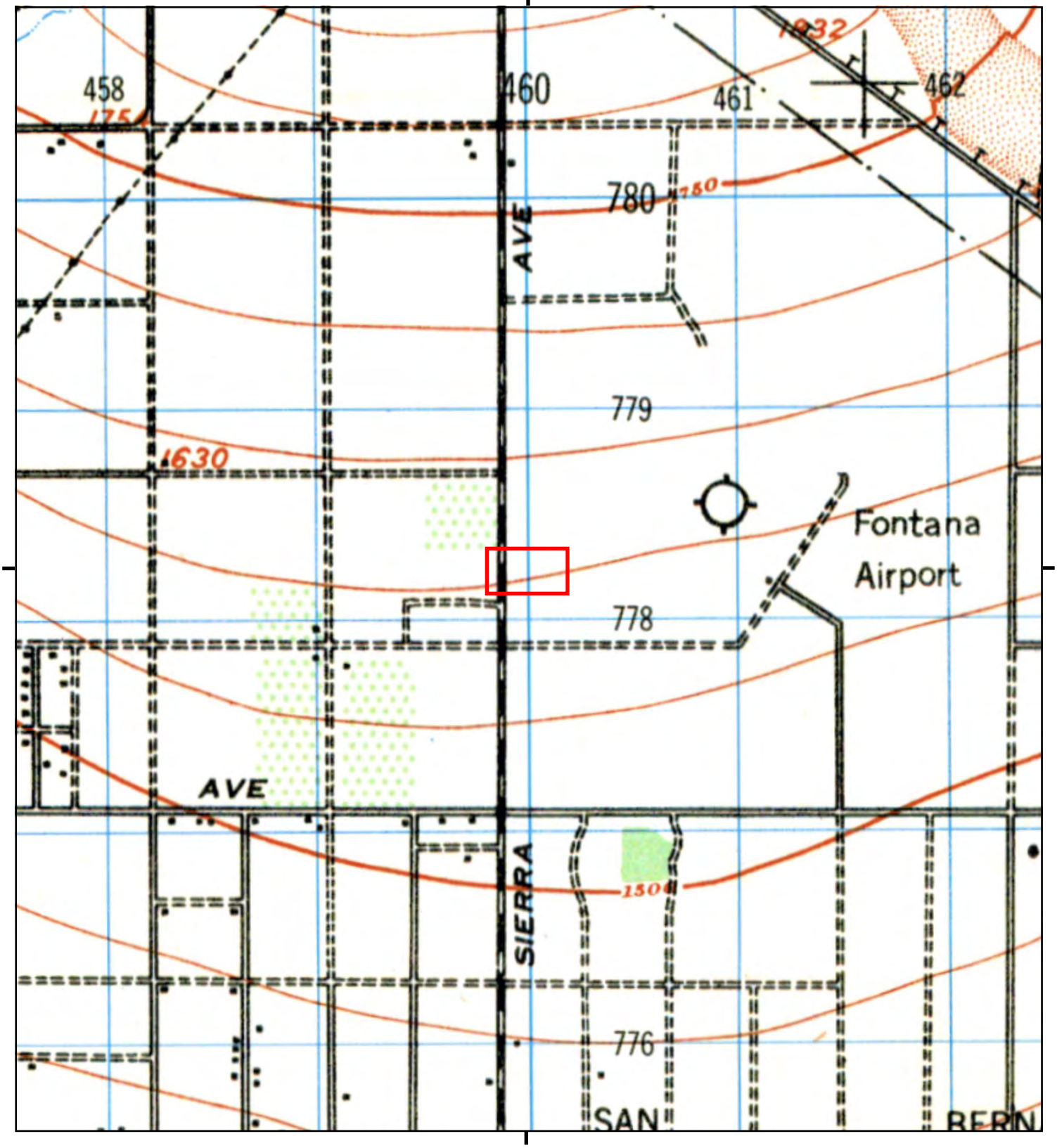

This report includes information from the following map sheet(s).

0 Miles 0.25 0.5 1 1.5

NW N NE
W E
SW S SE

TP, SAN BERNARDINO, 1942, 15-minute

SITE NAME: Sierra & Windflower
ADDRESS: Sierra Avenue & Wildflower
Fontana, CA 92336
CLIENT: Hazard Management Consulting

N

Historical Topo Map

1941

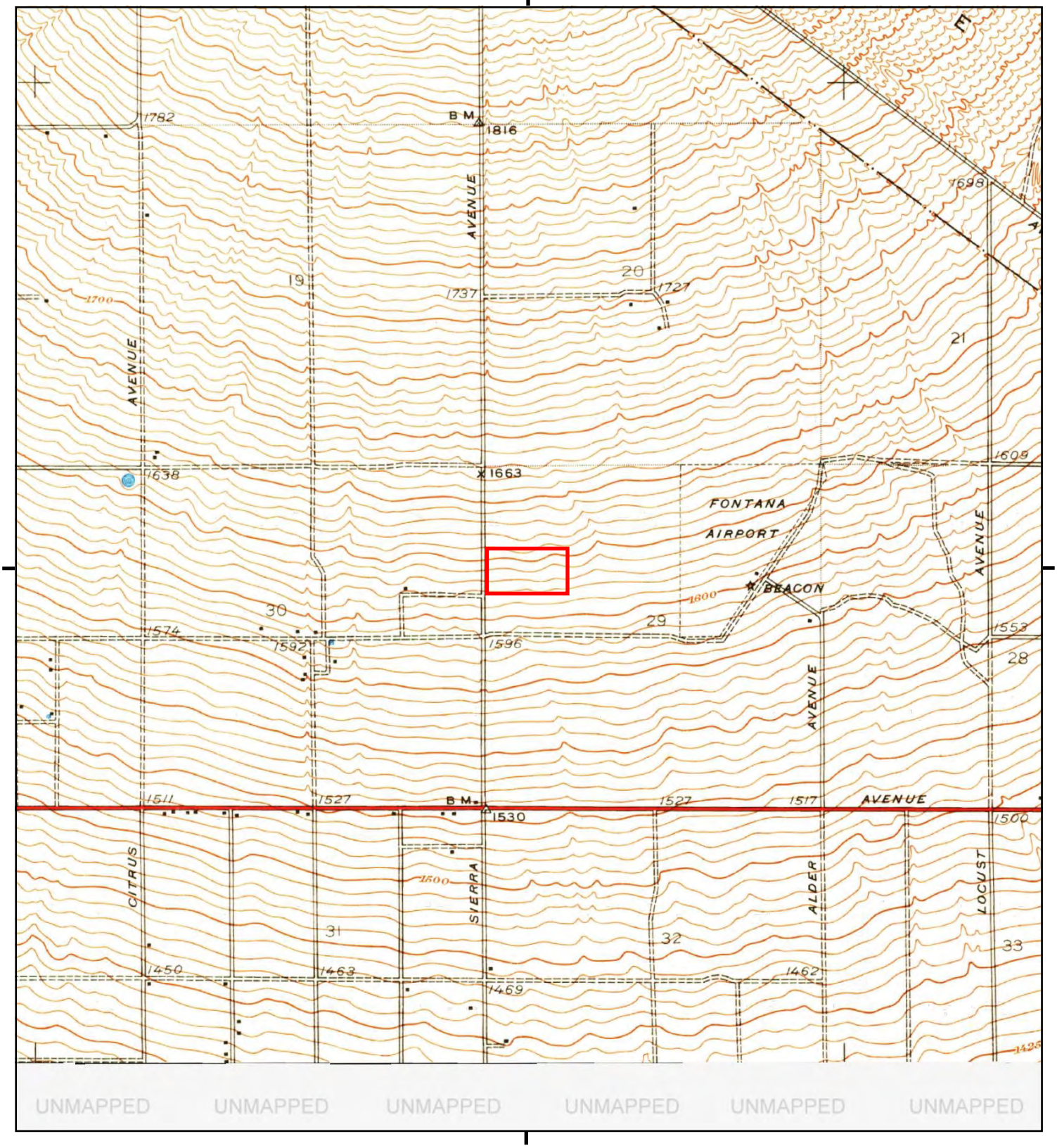

This report includes information from the following map sheet(s).

0 Miles 0.25 0.5 1 1.5

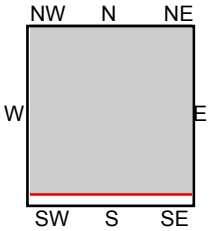

TP, Devore, 1941, 7.5-minute

SITE NAME: Sierra & Windflower
ADDRESS: Sierra Avenue & Wildflower
Fontana, CA 92336
CLIENT: Hazard Management Consulting

N

Historical Topo Map

1936

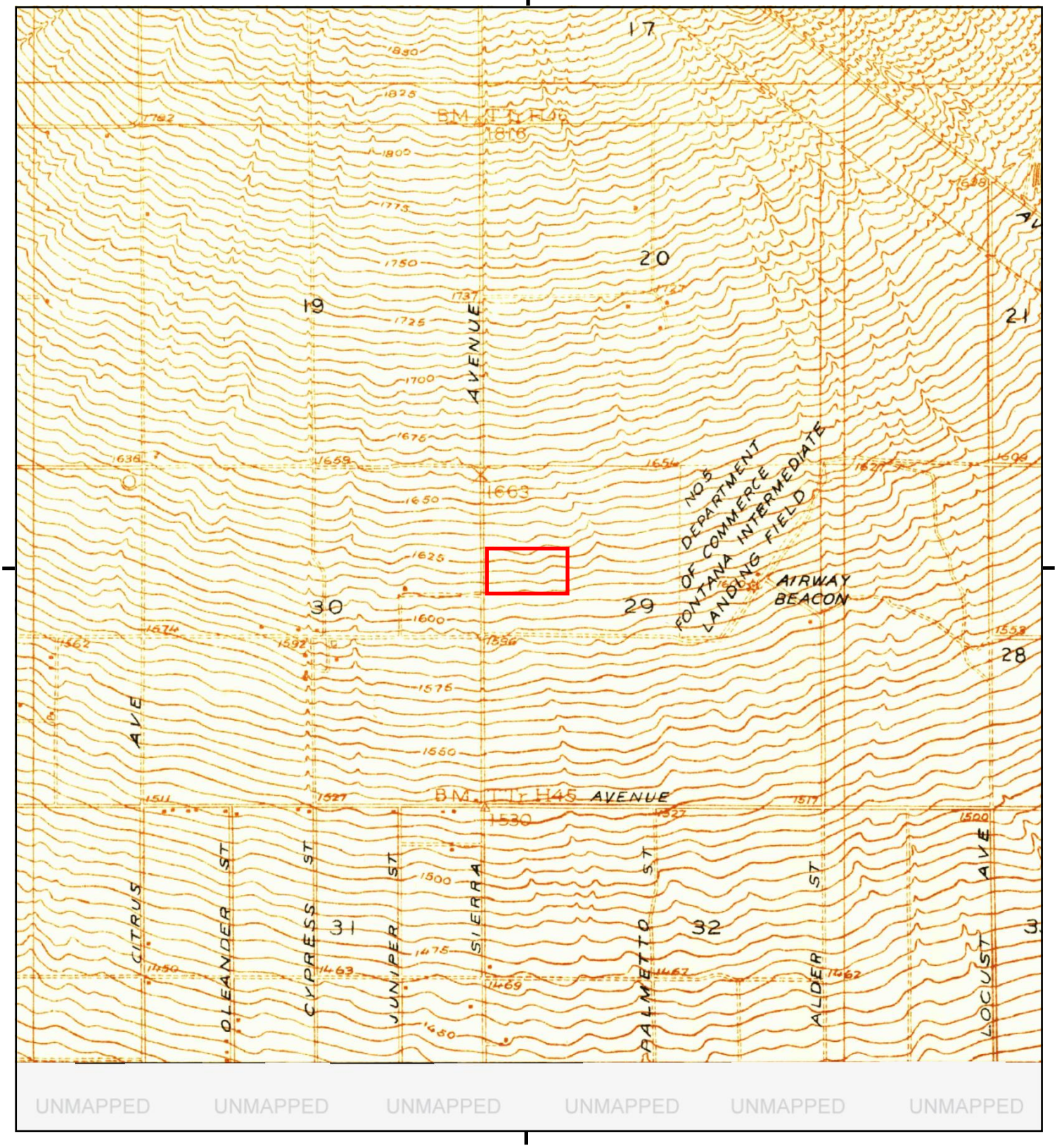

This report includes information from the following map sheet(s).

0 Miles 0.25 0.5 1 1.5

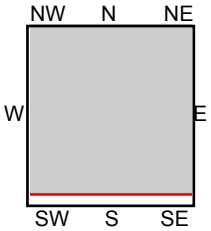

TP, Devore, 1936, 7.5-minute

SITE NAME: Sierra & Windflower
ADDRESS: Sierra Avenue & Wildflower
Fontana, CA 92336
CLIENT: Hazard Management Consulting

N

Historical Topo Map

1901

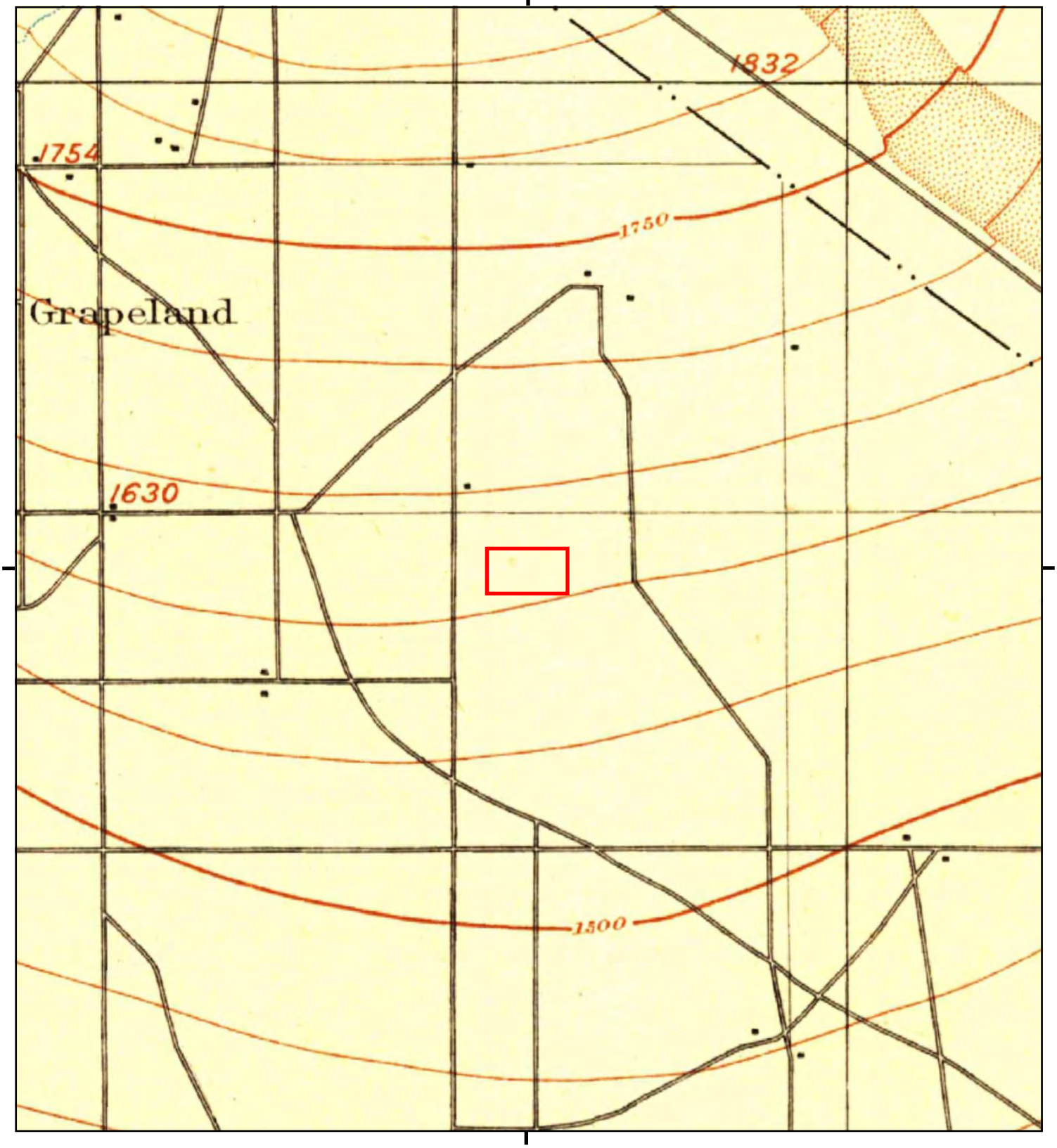

This report includes information from the following map sheet(s).

0 Miles 0.25 0.5 1 1.5

NW N NE
W E
SW S SE

TP, San Bernardino, 1901, 15-minute

SITE NAME: Sierra & Windflower
ADDRESS: Sierra Avenue & Wildflower
Fontana, CA 92336
CLIENT: Hazard Management Consulting

N

Historical Topo Map

1898

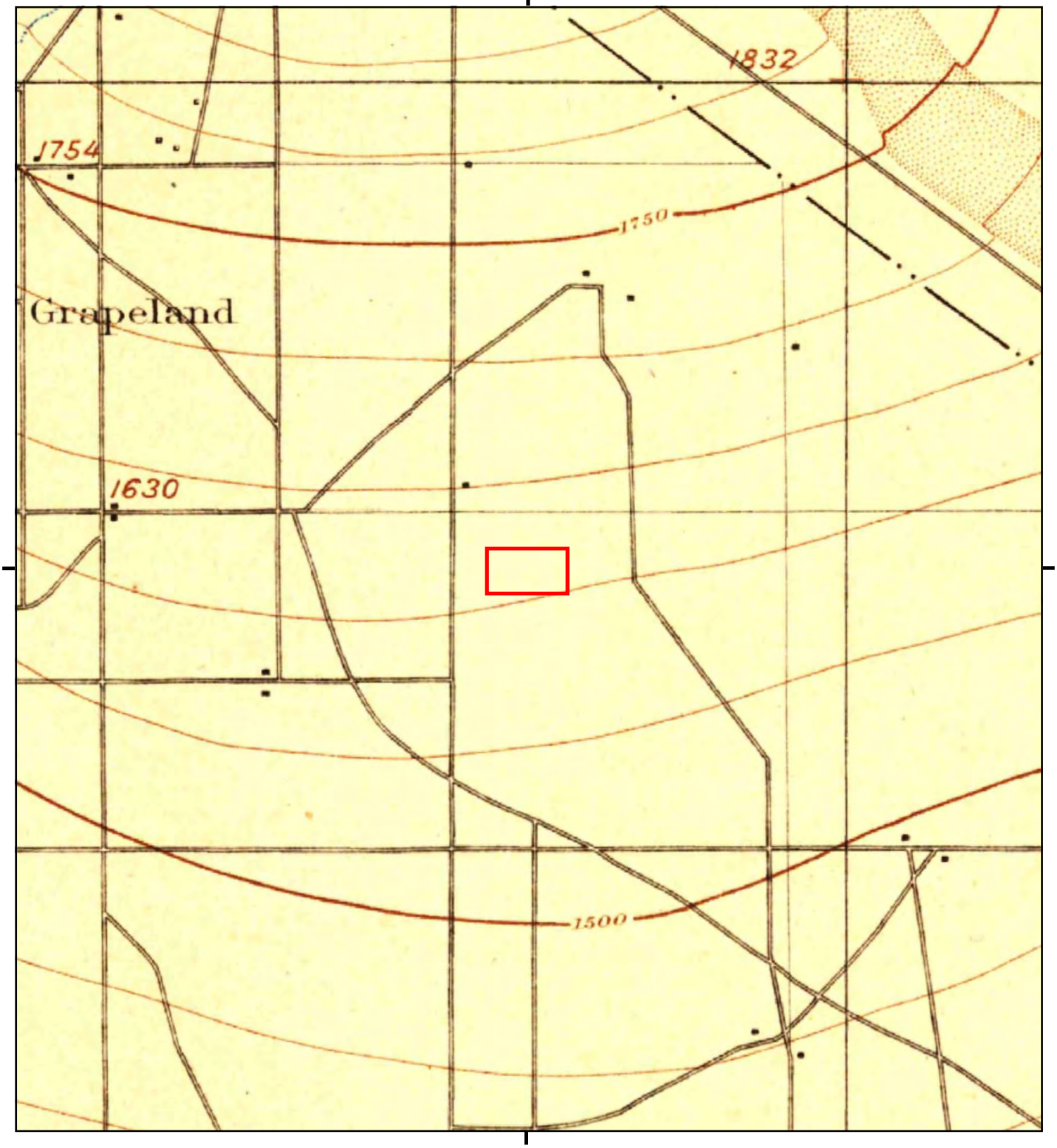

This report includes information from the following map sheet(s).

0 Miles 0.25 0.5 1 1.5

NW N NE
W E
SW S SE

TP, San Bernardino, 1898, 15-minute

SITE NAME: Sierra & Windflower
ADDRESS: Sierra Avenue & Wildflower
Fontana, CA 92336
CLIENT: Hazard Management Consulting

N

Historical Topo Map

1896

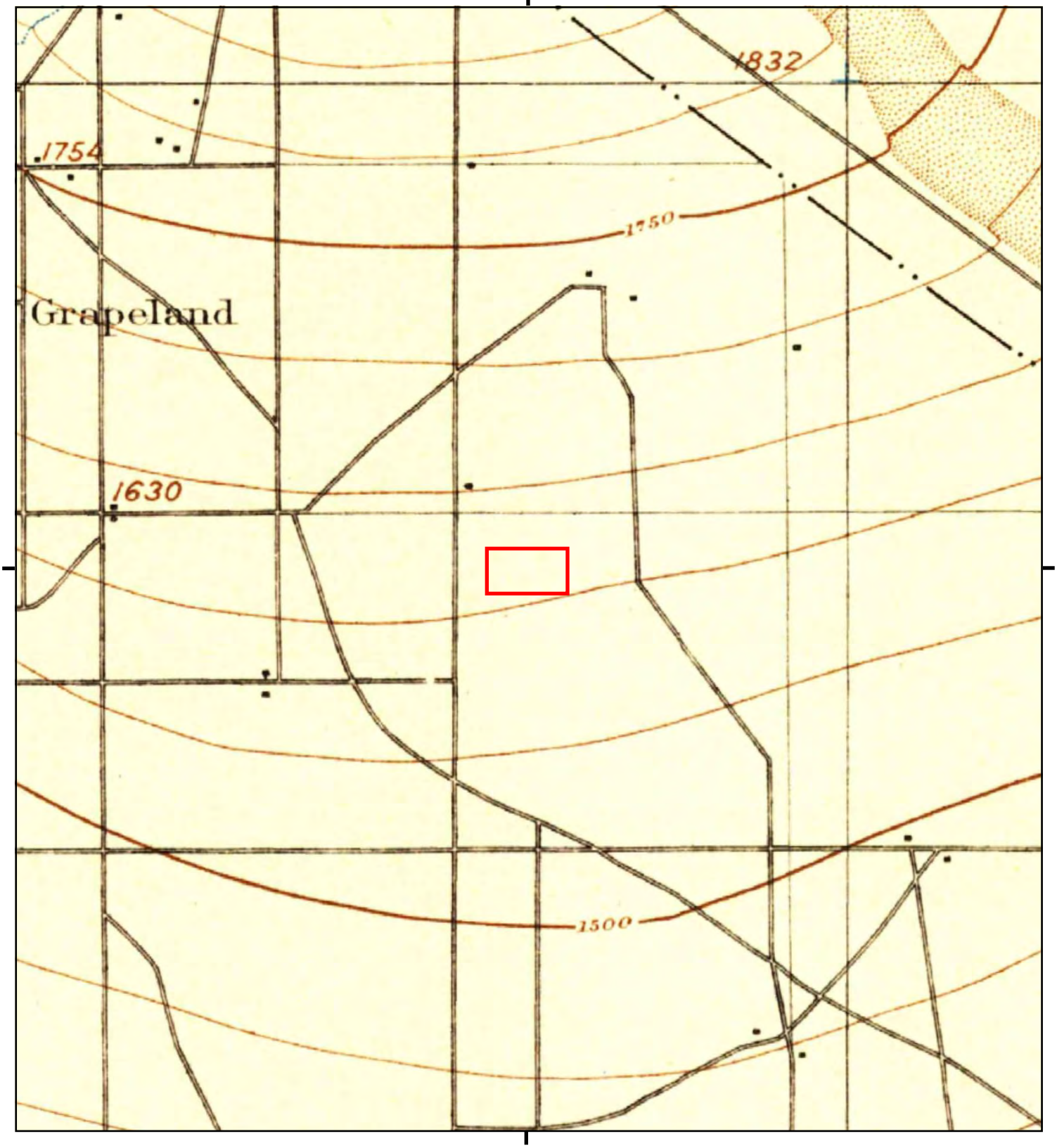

This report includes information from the following map sheet(s).

0 Miles 0.25 0.5 1 1.5

NW N NE
W E
SW S SE

TP, San Bernardino, 1896, 15-minute

SITE NAME: Sierra & Windflower
ADDRESS: Sierra Avenue & Wildflower
Fontana, CA 92336
CLIENT: Hazard Management Consulting

N

Sierra & Windflower
Sierra Avenue & Wildflower
Fontana, CA 92336

Inquiry Number: 6306680.2s
December 17, 2020

The EDR Radius Map™ Report with GeoCheck®

6 Armstrong Road, 4th floor
Shelton, CT 06484
Toll Free: 800.352.0050
www.edrnet.com

TABLE OF CONTENTS

SECTION	PAGE
Executive Summary	ES1
Overview Map	2
Detail Map	3
Map Findings Summary	4
Map Findings	9
Orphan Summary	401
Government Records Searched/Data Currency Tracking	GR-1

GEOCHECK ADDENDUM

Physical Setting Source Addendum	A-1
Physical Setting Source Summary	A-2
Physical Setting SSURGO Soil Map	A-5
Physical Setting Source Map	A-8
Physical Setting Source Map Findings	A-10
Physical Setting Source Records Searched	PSGR-1

Thank you for your business.
Please contact EDR at 1-800-352-0050
with any questions or comments.

Disclaimer - Copyright and Trademark Notice

This Report contains certain information obtained from a variety of public and other sources reasonably available to Environmental Data Resources, Inc. It cannot be concluded from this Report that coverage information for the target and surrounding properties does not exist from other sources. **NO WARRANTY EXPRESSED OR IMPLIED, IS MADE WHATSOEVER IN CONNECTION WITH THIS REPORT. ENVIRONMENTAL DATA RESOURCES, INC. SPECIFICALLY DISCLAIMS THE MAKING OF ANY SUCH WARRANTIES, INCLUDING WITHOUT LIMITATION, MERCHANTABILITY OR FITNESS FOR A PARTICULAR USE OR PURPOSE. ALL RISK IS ASSUMED BY THE USER. IN NO EVENT SHALL ENVIRONMENTAL DATA RESOURCES, INC. BE LIABLE TO ANYONE, WHETHER ARISING OUT OF ERRORS OR OMISSIONS, NEGLIGENCE, ACCIDENT OR ANY OTHER CAUSE, FOR ANY LOSS OF DAMAGE, INCLUDING, WITHOUT LIMITATION, SPECIAL, INCIDENTAL, CONSEQUENTIAL, OR EXEMPLARY DAMAGES. ANY LIABILITY ON THE PART OF ENVIRONMENTAL DATA RESOURCES, INC. IS STRICTLY LIMITED TO A REFUND OF THE AMOUNT PAID FOR THIS REPORT.** Purchaser accepts this Report "AS IS". Any analyses, estimates, ratings, environmental risk levels or risk codes provided in this Report are provided for illustrative purposes only, and are not intended to provide, nor should they be interpreted as providing any facts regarding, or prediction or forecast of, any environmental risk for any property. Only a Phase I Environmental Site Assessment performed by an environmental professional can provide information regarding the environmental risk for any property. Additionally, the information provided in this Report is not to be construed as legal advice.

Copyright 2020 by Environmental Data Resources, Inc. All rights reserved. Reproduction in any media or format, in whole or in part, of any report or map of Environmental Data Resources, Inc., or its affiliates, is prohibited without prior written permission.

EDR and its logos (including Sanborn and Sanborn Map) are trademarks of Environmental Data Resources, Inc. or its affiliates. All other trademarks used herein are the property of their respective owners.

EXECUTIVE SUMMARY

A search of available environmental records was conducted by Environmental Data Resources, Inc (EDR). The report was designed to assist parties seeking to meet the search requirements of EPA's Standards and Practices for All Appropriate Inquiries (40 CFR Part 312), the ASTM Standard Practice for Environmental Site Assessments (E 1527-13), the ASTM Standard Practice for Environmental Site Assessments for Forestland or Rural Property (E 2247-16), the ASTM Standard Practice for Limited Environmental Due Diligence: Transaction Screen Process (E 1528-14) or custom requirements developed for the evaluation of environmental risk associated with a parcel of real estate.

TARGET PROPERTY INFORMATION

ADDRESS

SIERRA AVENUE & WILDFLOWER
FONTANA, CA 92336

COORDINATES

Latitude (North):	34.1460400 - 34˚ 8' 45.74''
Longitude (West):	117.4337840 - 117˚ 26' 1.62''
Universal Tranverse Mercator:	Zone 11
UTM X (Meters):	460008.6
UTM Y (Meters):	3778238.8
Elevation:	1624 ft. above sea level

USGS TOPOGRAPHIC MAP ASSOCIATED WITH TARGET PROPERTY

Target Property Map:	5630611 DEVORE, CA
Version Date:	2012

AERIAL PHOTOGRAPHY IN THIS REPORT

Portions of Photo from:	20140603
Source:	USDA

MAPPED SITES SUMMARY

Target Property Address:
SIERRA AVENUE & WILDFLOWER
FONTANA, CA 92336

Click on Map ID to see full detail.

MAP ID	SITE NAME	ADDRESS	DATABASE ACRONYMS	RELATIVE ELEVATION	DIST (ft. & mi.) DIRECTION
Reg	ROCKETS, FIREWORKS,	3196 NORTH LOCUST AV	NPL, SEMS, US ENG CONTROLS, ROD, PRP	Same	4219, 0.799, ENE
A1	DAVIS ENTERPRISES	17010 WINDFLOWER AVE	ECHO	Higher	1 ft.
A2	ALL AMERICAN PIPE/ST	17051 WINDFLOWER AVE	San Bern. Co. Permit	Lower	1 ft.
A3	ACTIVE STEEL INC	17010 WINDFLOWER ST	HAZNET, HWTS	Higher	1 ft.
A4	DAVIS ENTERPRISE	17010 WINDFLOWER AVE	ECHO	Higher	1 ft.
A5	DAVIS ENTERPRISE	17010 WINDFLOWER AVE	HAZNET, HWTS	Higher	1 ft.
A6	DAVIS ENTERPRISE	17010 WINDFLOWER AVE	RCRA NonGen / NLR	Higher	1 ft.
A7	DAVIS ENTERPRISES	17010 WINDFLOWER AVE	NPDES	Higher	1 ft.
B8	FEDEX SUPPLY CHAIN	5885 SIERRA AVE STE	ECHO	Lower	1 ft.
B9	FEDEX SUPPLY CHAIN	5885 SIERRA AVE SUIT	NPDES, CIWQS, CERS	Lower	1 ft.
A10	DAVIS ENTERPRISES	17010 WINDFLOWER AVE	FINDS	Higher	1 ft.
A11	S. J. STEEL INC	17010 WINDFLOWER	AST, CERS HAZ WASTE, EMI, San Bern. Co. Permit,...	Higher	1 ft.
B12	FEDEX FULFILLMENT	5885 SIERRA AVE STE	HAZNET, NPDES, San Bern. Co. Permit, CIWQS, CERS,...	Lower	1 ft.
B13	FEDEX SUPPLY CHAIN	5885 SIERRA AVE STE	FINDS	Lower	1 ft.
B14	FEDEX FULFILLMENT	5885 SIERRA AVE STE	RCRA-SQG	Lower	1 ft.
C15	NATIONAL PALLETS	6075 N SIERRA AVE	San Bern. Co. Permit	Lower	421, 0.080, SW
C16	SAN GABRIEL VALLEY L	6075 SIERRA AVE	CERS HAZ WASTE, HAZNET, San Bern. Co. Permit,...	Lower	421, 0.080, SW
C17	SAN GABRIEL VALLEY L	6075 SIERRA AVE	RCRA NonGen / NLR	Lower	421, 0.080, SW
C18	SAN GABRIEL VALLEY L	6075 SIERRA AVE	RCRA NonGen / NLR	Lower	421, 0.080, SW
C19	CALIFORNIA DELIVERY	6161 SIERRA AVE	RCRA NonGen / NLR	Lower	491, 0.093, SW
C20	ALMAN'S TRUCK REPAIR	6183 SIERRA AVE	RCRA-SQG, FINDS, ECHO	Lower	510, 0.097, SW
C21	ABANDONED UST/FICARO	6183 SIERRA AVE BLDG	UST	Lower	510, 0.097, SW
C22	CALIFORNIA REDWOOD G	6183 SIERRA AVE #3	San Bern. Co. Permit	Lower	510, 0.097, SW
C23	WEST COAST TRAILER M	6183 SIERRA AVE #5	San Bern. Co. Permit	Lower	510, 0.097, SW
C24	ACE FIREWORKS	6183 SIERRA AVENUE	SEMS-ARCHIVE	Lower	510, 0.097, SW
C25	SALS AUTO BODY SHOP	6183 SIERRA AVE UNIT	RCRA NonGen / NLR	Lower	510, 0.097, SW
C26	ABANDONED UST/FICARO	6183 SIERRA AVE BLDG	San Bern. Co. Permit	Lower	510, 0.097, SW
C27	FURNITURE BROTHERS	6183 SIERRA AVE 6-A	SWEEPS UST, San Bern. Co. Permit	Lower	510, 0.097, SW
C28	SIERRA METAL & TRUCK	6183 SIERRA AVE AVE	San Bern. Co. Permit	Lower	510, 0.097, SW
C29	LES SCHWAB TIRE CENT	6251 SIERRA AVE	CERS HAZ WASTE, HAZNET, NPDES, San Bern. Co....	Lower	565, 0.107, SW
C30	LES SCHWAB TIRE CENT	6251 SIERRA AVE	RCRA NonGen / NLR	Lower	565, 0.107, SW
31	AMERICAN TIRE DISPOS	6101 SIERRA AVE	San Bern. Co. Permit, WDS	Lower	764, 0.145, South
32	AIRGAS SPECIALTY PRO	6183 SIERRA AVE BLDG	San Bern. Co. Permit	Lower	1060, 0.201, South
33	J & D FABRICATION	6183 SIERRA AVE B-6	San Bern. Co. Permit	Lower	1311, 0.248, SSW
34	SUKUT EQUIPMENT INC	2390 N ALDER	LDS, HAZNET, CERS, HWTS, PFAS	Lower	2050, 0.388, SSE
35	ELEMENTARY SCHOOL #	SUMMIT AVENUE/SIERRA	ENVIROSTOR, SCH	Higher	2406, 0.456, NW
D36	BROCO INC	2610 N ALDER	SEMS-ARCHIVE, CORRACTS, RCRA-TSDF, RCRA-SQG, US...	Lower	3982, 0.754, East
D37	BROCO INC	2610 NORTH ALDER	ENVIROSTOR, CPS-SLIC, DEED, ENF, CERS	Lower	3982, 0.754, East
E38	RIALTO OE		UXO	Higher	4396, 0.833, ENE

MAPPED SITES SUMMARY

Target Property Address:
SIERRA AVENUE & WILDFLOWER
FONTANA, CA 92336

Click on Map ID to see full detail.

MAP ID	SITE NAME	ADDRESS	DATABASE ACRONYMS	RELATIVE ELEVATION	DIST (ft. & mi.) DIRECTION
E39	RIALTO AMMUNITION ST		FUDS	Higher	4396, 0.833, ENE

EXECUTIVE SUMMARY

TARGET PROPERTY SEARCH RESULTS

The target property was not listed in any of the databases searched by EDR.

DATABASES WITH NO MAPPED SITES

No mapped sites were found in EDR's search of available ("reasonably ascertainable ") government records either on the target property or within the search radius around the target property for the following databases:

STANDARD ENVIRONMENTAL RECORDS

Federal NPL site list

Proposed NPL..... Proposed National Priority List Sites
NPL LIENS..... Federal Superfund Liens

Federal Delisted NPL site list

Delisted NPL..... National Priority List Deletions

Federal CERCLIS list

FEDERAL FACILITY..... Federal Facility Site Information listing
SEMS..... Superfund Enterprise Management System

Federal RCRA non-CORRACTS TSD facilities list

RCRA-TSDF..... RCRA - Treatment, Storage and Disposal

Federal RCRA generators list

RCRA-LQG..... RCRA - Large Quantity Generators
RCRA-VSQG..... RCRA - Very Small Quantity Generators (Formerly Conditionally Exempt Small Quantity Generators)

Federal institutional controls / engineering controls registries

LUCIS..... Land Use Control Information System
US ENG CONTROLS..... Engineering Controls Sites List
US INST CONTROLS..... Institutional Controls Sites List

Federal ERNS list

ERNS..... Emergency Response Notification System

State- and tribal - equivalent NPL

RESPONSE..... State Response Sites

EXECUTIVE SUMMARY

State and tribal landfill and/or solid waste disposal site lists

SWF/LF ..... Solid Waste Information System

State and tribal leaking storage tank lists

LUST ..... Geotracker's Leaking Underground Fuel Tank Report
INDIAN LUST ..... Leaking Underground Storage Tanks on Indian Land
CPS-SLIC ..... Statewide SLIC Cases

State and tribal registered storage tank lists

FEMA UST ..... Underground Storage Tank Listing
INDIAN UST ..... Underground Storage Tanks on Indian Land

State and tribal voluntary cleanup sites

INDIAN VCP ..... Voluntary Cleanup Priority Listing
VCP ..... Voluntary Cleanup Program Properties

State and tribal Brownfields sites

BROWNFIELDS ..... Considered Brownfieds Sites Listing

ADDITIONAL ENVIRONMENTAL RECORDS

Local Brownfield lists

US BROWNFIELDS ..... A Listing of Brownfields Sites

Local Lists of Landfill / Solid Waste Disposal Sites

WMUDS/SWAT ..... Waste Management Unit Database
SWRCY ..... Recycler Database
HAULERS ..... Registered Waste Tire Haulers Listing
INDIAN ODI ..... Report on the Status of Open Dumps on Indian Lands
ODI ..... Open Dump Inventory
DEBRIS REGION 9 ..... Torres Martinez Reservation Illegal Dump Site Locations
IHS OPEN DUMPS ..... Open Dumps on Indian Land

Local Lists of Hazardous waste / Contaminated Sites

US HIST CDL ..... Delisted National Clandestine Laboratory Register
HIST Cal-Sites ..... Historical Calsites Database
SCH ..... School Property Evaluation Program
CDL ..... Clandestine Drug Labs
Toxic Pits ..... Toxic Pits Cleanup Act Sites
US CDL ..... National Clandestine Laboratory Register

Local Lists of Registered Storage Tanks

HIST UST ..... Hazardous Substance Storage Container Database
CA FID UST ..... Facility Inventory Database

CERS TANKS California Environmental Reporting System (CERS) Tanks

Local Land Records

LIENS Environmental Liens Listing
LIENS 2 CERCLA Lien Information
DEED Deed Restriction Listing

Records of Emergency Release Reports

HMIRS Hazardous Materials Information Reporting System
CHMIRS California Hazardous Material Incident Report System
LDS Land Disposal Sites Listing
MCS Military Cleanup Sites Listing
SPILLS 90 SPILLS 90 data from FirstSearch

Other Ascertainable Records

DOD Department of Defense Sites
SCRD DRYCLEANERS State Coalition for Remediation of Drycleaners Listing
US FIN ASSUR Financial Assurance Information
EPA WATCH LIST EPA WATCH LIST
2020 COR ACTION 2020 Corrective Action Program List
TSCA Toxic Substances Control Act
TRIS Toxic Chemical Release Inventory System
SSTS Section 7 Tracking Systems
RMP Risk Management Plans
RAATS RCRA Administrative Action Tracking System
PRP Potentially Responsible Parties
PADS PCB Activity Database System
ICIS Integrated Compliance Information System
FTTS FIFRA/ TSCA Tracking System - FIFRA (Federal Insecticide, Fungicide, & Rodenticide Act)/TSCA (Toxic Substances Control Act)
MLTS Material Licensing Tracking System
COAL ASH DOE Steam-Electric Plant Operation Data
COAL ASH EPA Coal Combustion Residues Surface Impoundments List
PCB TRANSFORMER PCB Transformer Registration Database
RADINFO Radiation Information Database
HIST FTTS FIFRA/TSCA Tracking System Administrative Case Listing
DOT OPS Incident and Accident Data
CONSENT Superfund (CERCLA) Consent Decrees
INDIAN RESERV Indian Reservations
FUSRAP Formerly Utilized Sites Remedial Action Program
UMTRA Uranium Mill Tailings Sites
LEAD SMELTERS Lead Smelter Sites
US AIRS Aerometric Information Retrieval System Facility Subsystem
US MINES Mines Master Index File
ABANDONED MINES Abandoned Mines
DOCKET HWC Hazardous Waste Compliance Docket Listing
FUELS PROGRAM EPA Fuels Program Registered Listing
CA BOND EXP. PLAN Bond Expenditure Plan
Cortese "Cortese" Hazardous Waste & Substances Sites List
CUPA Listings CUPA Resources List
DRYCLEANERS Cleaner Facilities
ENF Enforcement Action Listing

EXECUTIVE SUMMARY

Financial Assurance	Financial Assurance Information Listing
ICE	ICE
HIST CORTESE	Hazardous Waste & Substance Site List
HWT	Registered Hazardous Waste Transporter Database
MINES	Mines Site Location Listing
MWMP	Medical Waste Management Program Listing
PEST LIC	Pesticide Regulation Licenses Listing
PROC	Certified Processors Database
Notify 65	Proposition 65 Records
UIC	UIC Listing
UIC GEO	UIC GEO (GEOTRACKER)
WASTEWATER PITS	Oil Wastewater Pits Listing
WDS	Waste Discharge System
WIP	Well Investigation Program Case List
MILITARY PRIV SITES	MILITARY PRIV SITES (GEOTRACKER)
PROJECT	PROJECT (GEOTRACKER)
WDR	Waste Discharge Requirements Listing
NON-CASE INFO	NON-CASE INFO (GEOTRACKER)
OTHER OIL GAS	OTHER OIL & GAS (GEOTRACKER)
PROD WATER PONDS	PROD WATER PONDS (GEOTRACKER)
SAMPLING POINT	SAMPLING POINT (GEOTRACKER)
WELL STIM PROJ	Well Stimulation Project (GEOTRACKER)
MINES MRDS	Mineral Resources Data System
HWTS	Hazardous Waste Tracking System

EDR HIGH RISK HISTORICAL RECORDS

EDR Exclusive Records

EDR MGP	EDR Proprietary Manufactured Gas Plants
EDR Hist Auto	EDR Exclusive Historical Auto Stations
EDR Hist Cleaner	EDR Exclusive Historical Cleaners

EDR RECOVERED GOVERNMENT ARCHIVES

Exclusive Recovered Govt. Archives

RGA LF	Recovered Government Archive Solid Waste Facilities List
RGA LUST	Recovered Government Archive Leaking Underground Storage Tank

SURROUNDING SITES: SEARCH RESULTS

Surrounding sites were identified in the following databases.

Elevations have been determined from the USGS Digital Elevation Model and should be evaluated on a relative (not an absolute) basis. Relative elevation information between sites of close proximity should be field verified. Sites with an elevation equal to or higher than the target property have been differentiated below from sites with an elevation lower than the target property.
Page numbers and map identification numbers refer to the EDR Radius Map report where detailed data on individual sites can be reviewed.

Sites listed in ***bold italics*** are in multiple databases.

Unmappable (orphan) sites are not considered in the foregoing analysis.

EXECUTIVE SUMMARY

STANDARD ENVIRONMENTAL RECORDS

Federal NPL site list

NPL: Also known as Superfund, the National Priority List database is a subset of CERCLIS and identifies over 1,200 sites for priority cleanup under the Superfund program. The source of this database is the U.S. EPA.

A review of the NPL list, as provided by EDR, and dated 10/28/2020 has revealed that there is 1 NPL site within approximately 1 mile of the target property.

Equal/Higher Elevation	Address	Direction / Distance	Map ID	Page
ROCKETS, FIREWORKS, Cerclis ID:: 905945 EPA Id: CAN000905945	***3196 NORTH LOCUST AV***	***ENE 1/2 - 1 (0.799 mi.)***	***0***	***9***

Federal CERCLIS NFRAP site list

SEMS-ARCHIVE: SEMS-ARCHIVE (Superfund Enterprise Management System Archive) tracks sites that have no further interest under the Federal Superfund Program based on available information. The list was formerly known as the CERCLIS-NFRAP, renamed to SEMS ARCHIVE by the EPA in 2015. EPA may perform a minimal level of assessment work at a site while it is archived if site conditions change and/or new information becomes available. Archived sites have been removed and archived from the inventory of SEMS sites. Archived status indicates that, to the best of EPA's knowledge, assessment at a site has been completed and that EPA has determined no further steps will be taken to list the site on the National Priorities List (NPL), unless information indicates this decision was not appropriate or other considerations require a recommendation for listing at a later time. The decision does not necessarily mean that there is no hazard associated with a given site; it only means that. based upon available information, the location is not judged to be potential NPL site.

A review of the SEMS-ARCHIVE list, as provided by EDR, and dated 10/28/2020 has revealed that there is 1 SEMS-ARCHIVE site within approximately 0.5 miles of the target property.

Lower Elevation	Address	Direction / Distance	Map ID	Page
ACE FIREWORKS	6183 SIERRA AVENUE	SW 0 - 1/8 (0.097 mi.)	C24	78

Federal RCRA CORRACTS facilities list

CORRACTS: CORRACTS is a list of handlers with RCRA Corrective Action Activity. This report shows which nationally-defined corrective action core events have occurred for every handler that has had corrective action activity.

A review of the CORRACTS list, as provided by EDR, and dated 06/15/2020 has revealed that there is 1 CORRACTS site within approximately 1 mile of the target property.

Lower Elevation	Address	Direction / Distance	Map ID	Page
BROCO INC EPA ID:: CAT080022148	***2610 N ALDER***	***E 1/2 - 1 (0.754 mi.)***	***D36***	***105***

EXECUTIVE SUMMARY

Federal RCRA generators list

RCRA-SQG: RCRAInfo is EPA's comprehensive information system, providing access to data supporting the Resource Conservation and Recovery Act (RCRA) of 1976 and the Hazardous and Solid Waste Amendments (HSWA) of 1984. The database includes selective information on sites which generate, transport, store, treat and/or dispose of hazardous waste as defined by the Resource Conservation and Recovery Act (RCRA). Small quantity generators (SQGs) generate between 100 kg and 1,000 kg of hazardous waste per month.

A review of the RCRA-SQG list, as provided by EDR, and dated 06/15/2020 has revealed that there are 2 RCRA-SQG sites within approximately 0.25 miles of the target property.

Lower Elevation	Address	Direction / Distance	Map ID	Page
FEDEX FULFILLMENT EPA ID:: CAR000275487	5885 SIERRA AVE STE	0 - 1/8 (0.000 mi.)	B14	50
ALMAN'S TRUCK REPAIR EPA ID:: CAD982322646	***6183 SIERRA AVE***	***SW 0 - 1/8 (0.097 mi.)***	***C20***	***74***

State- and tribal - equivalent CERCLIS

ENVIROSTOR: The Department of Toxic Substances Control's (DTSC's) Site Mitigation and Brownfields Reuse Program's (SMBRP's) EnviroStor database identifes sites that have known contamination or sites for which there may be reasons to investigate further. The database includes the following site types: Federal Superfund sites (National Priorities List (NPL)); State Response, including Military Facilities and State Superfund; Voluntary Cleanup; and School sites. EnviroStor provides similar information to the information that was available in CalSites, and provides additional site information, including, but not limited to, identification of formerly-contaminated properties that have been released for reuse, properties where environmental deed restrictions have been recorded to prevent inappropriate land uses, and risk characterization information that is used to assess potential impacts to public health and the environment at contaminated sites.

A review of the ENVIROSTOR list, as provided by EDR, and dated 07/27/2020 has revealed that there are 2 ENVIROSTOR sites within approximately 1 mile of the target property.

Equal/Higher Elevation	Address	Direction / Distance	Map ID	Page
ELEMENTARY SCHOOL # Facility Id: 60000375 Status: No Action Required	***SUMMIT AVENUE/SIERRA***	***NW 1/4 - 1/2 (0.456 mi.)***	***35***	***103***

Lower Elevation	Address	Direction / Distance	Map ID	Page
BROCO INC Facility Id: 36280122 Facility Id: 80001852 Status: Certified Status: Certified O&M - Land Use Restrictions Only	***2610 NORTH ALDER***	***E 1/2 - 1 (0.754 mi.)***	***D37***	***386***

EXECUTIVE SUMMARY

State and tribal registered storage tank lists

UST: The Underground Storage Tank database contains registered USTs. USTs are regulated under Subtitle I of the Resource Conservation and Recovery Act (RCRA). The data come from the State Water Resources Control Board's Hazardous Substance Storage Container Database.

A review of the UST list, as provided by EDR, has revealed that there is 1 UST site within approximately 0.25 miles of the target property.

Lower Elevation	Address	Direction / Distance	Map ID	Page
ABANDONED UST/FICARO	6183 SIERRA AVE BLDG	SW 0 - 1/8 (0.097 mi.)	C21	77
Database: UST, Date of Government Version: 09/08/2020				
Facility Id: FA0000183				

AST: A listing of aboveground storage tank petroleum storage tank locations.

A review of the AST list, as provided by EDR, has revealed that there is 1 AST site within approximately 0.25 miles of the target property.

Equal/Higher Elevation	Address	Direction / Distance	Map ID	Page
S. J. STEEL INC	***17010 WINDFLOWER***	***0 - 1/8 (0.000 mi.)***	***A11***	***28***
Database: AST, Date of Government Version: 07/06/2016				

ADDITIONAL ENVIRONMENTAL RECORDS

Local Lists of Hazardous waste / Contaminated Sites

CERS HAZ WASTE: List of sites in the California Environmental Protection Agency (CalEPA) Regulated Site Portal which fall under the Hazardous Chemical Management, Hazardous Waste Onsite Treatment, Household Hazardous Waste Collection, Hazardous Waste Generator, and RCRA LQ HW Generator programs.

A review of the CERS HAZ WASTE list, as provided by EDR, and dated 07/20/2020 has revealed that there are 3 CERS HAZ WASTE sites within approximately 0.25 miles of the target property.

Equal/Higher Elevation	Address	Direction / Distance	Map ID	Page
S. J. STEEL INC	***17010 WINDFLOWER***	***0 - 1/8 (0.000 mi.)***	***A11***	***28***

Lower Elevation	Address	Direction / Distance	Map ID	Page
SAN GABRIEL VALLEY L	***6075 SIERRA AVE***	***SW 0 - 1/8 (0.080 mi.)***	***C16***	***54***
LES SCHWAB TIRE CENT	***6251 SIERRA AVE***	***SW 0 - 1/8 (0.107 mi.)***	***C29***	***84***

EXECUTIVE SUMMARY

PFAS: A listing of PFAS contaminated sites included in the GeoTracker database.

A review of the PFAS list, as provided by EDR, and dated 09/08/2020 has revealed that there is 1 PFAS site within approximately 0.5 miles of the target property.

Lower Elevation	Address	Direction / Distance	Map ID	Page
SUKUT EQUIPMENT INC	***2390 N ALDER***	***SSE 1/4 - 1/2 (0.388 mi.)***	***34***	***99***

Local Lists of Registered Storage Tanks

SWEEPS UST: Statewide Environmental Evaluation and Planning System. This underground storage tank listing was updated and maintained by a company contacted by the SWRCB in the early 1990's. The listing is no longer updated or maintained. The local agency is the contact for more information on a site on the SWEEPS list.

A review of the SWEEPS UST list, as provided by EDR, and dated 06/01/1994 has revealed that there is 1 SWEEPS UST site within approximately 0.25 miles of the target property.

Lower Elevation	Address	Direction / Distance	Map ID	Page
FURNITURE BROTHERS Comp Number: 26406	***6183 SIERRA AVE 6-A***	***SW 0 - 1/8 (0.097 mi.)***	***C27***	***82***

Other Ascertainable Records

RCRA NonGen / NLR: RCRAInfo is EPA's comprehensive information system, providing access to data supporting the Resource Conservation and Recovery Act (RCRA) of 1976 and the Hazardous and Solid Waste Amendments (HSWA) of 1984. The database includes selective information on sites which generate, transport, store, treat and/or dispose of hazardous waste as defined by the Resource Conservation and Recovery Act (RCRA). Non-Generators do not presently generate hazardous waste.

A review of the RCRA NonGen / NLR list, as provided by EDR, and dated 06/15/2020 has revealed that there are 6 RCRA NonGen / NLR sites within approximately 0.25 miles of the target property.

Equal/Higher Elevation	Address	Direction / Distance	Map ID	Page
DAVIS ENTERPRISE EPA ID:: CAL000221062	17010 WINDFLOWER AVE	0 - 1/8 (0.000 mi.)	A6	22

Lower Elevation	Address	Direction / Distance	Map ID	Page
SAN GABRIEL VALLEY L EPA ID:: CAC002979175	6075 SIERRA AVE	SW 0 - 1/8 (0.080 mi.)	C17	67
SAN GABRIEL VALLEY L EPA ID:: CAL000295649	6075 SIERRA AVE	SW 0 - 1/8 (0.080 mi.)	C18	69
CALIFORNIA DELIVERY EPA ID:: CAL000395036	6161 SIERRA AVE	SW 0 - 1/8 (0.093 mi.)	C19	72
SALS AUTO BODY SHOP EPA ID:: CAL000433562	6183 SIERRA AVE UNIT	SW 0 - 1/8 (0.097 mi.)	C25	79
LES SCHWAB TIRE CENT	6251 SIERRA AVE	SW 0 - 1/8 (0.107 mi.)	C30	93

EXECUTIVE SUMMARY

EPA ID:: CAL000414960

FUDS: The Listing includes locations of Formerly Used Defense Sites Properties where the US Army Corps Of Engineers is actively working or will take necessary cleanup actions.

A review of the FUDS list, as provided by EDR, and dated 08/05/2020 has revealed that there is 1 FUDS site within approximately 1 mile of the target property.

Equal/Higher Elevation	Address	Direction / Distance	Map ID	Page
RIALTO AMMUNITION ST		ENE 1/2 - 1 (0.833 mi.)	E39	399

ROD: Record of Decision. ROD documents mandate a permanent remedy at an NPL (Superfund) site containing technical and health information to aid the cleanup.

A review of the ROD list, as provided by EDR, and dated 10/28/2020 has revealed that there is 1 ROD site within approximately 1 mile of the target property.

Equal/Higher Elevation	Address	Direction / Distance	Map ID	Page
ROCKETS, FIREWORKS, EPA ID:: CAN000905945	***3196 NORTH LOCUST AV***	***ENE 1/2 - 1 (0.799 mi.)***	***0***	***9***

FINDS: The Facility Index System contains both facility information and "pointers" to other sources of information that contain more detail. These include: RCRIS; Permit Compliance System (PCS); Aerometric Information Retrieval System (AIRS); FATES (FIFRA [Federal Insecticide Fungicide Rodenticide Act] and TSCA Enforcement System, FTTS [FIFRA/TSCA Tracking System]; CERCLIS; DOCKET (Enforcement Docket used to manage and track information on civil judicial enforcement cases for all environmental statutes); Federal Underground Injection Control (FURS); Federal Reporting Data System (FRDS); Surface Impoundments (SIA); TSCA Chemicals in Commerce Information System (CICS); PADS; RCRA-J (medical waste transporters/disposers); TRIS; and TSCA. The source of this database is the U.S. EPA/NTIS.

A review of the FINDS list, as provided by EDR, and dated 09/04/2020 has revealed that there are 2 FINDS sites within approximately 0.001 miles of the target property.

Equal/Higher Elevation	Address	Direction / Distance	Map ID	Page
DAVIS ENTERPRISES Registry ID:: 110066146860	17010 WINDFLOWER AVE	0 - 1/8 (0.000 mi.)	A10	27

Lower Elevation	Address	Direction / Distance	Map ID	Page
FEDEX SUPPLY CHAIN Registry ID:: 110070157675	5885 SIERRA AVE STE	0 - 1/8 (0.000 mi.)	B13	50

ECHO: ECHO provides integrated compliance and enforcement information for about 800,000 regulated facilities nationwide.

A review of the ECHO list, as provided by EDR, and dated 06/27/2020 has revealed that there are 3 ECHO sites within approximately 0.001 miles of the target property.

EXECUTIVE SUMMARY

Equal/Higher Elevation	Address	Direction / Distance	Map ID	Page
DAVIS ENTERPRISES	17010 WINDFLOWER AVE	0 - 1/8 (0.000 mi.)	A1	18
DAVIS ENTERPRISE Registry ID: 110066146860	17010 WINDFLOWER AVE	0 - 1/8 (0.000 mi.)	A4	19

Lower Elevation	Address	Direction / Distance	Map ID	Page
FEDEX SUPPLY CHAIN Registry ID: 110070157675	5885 SIERRA AVE STE	0 - 1/8 (0.000 mi.)	B8	25

UXO: A listing of unexploded ordnance site locations

A review of the UXO list, as provided by EDR, and dated 12/31/2018 has revealed that there is 1 UXO site within approximately 1 mile of the target property.

Equal/Higher Elevation	Address	Direction / Distance	Map ID	Page
RIALTO OE		ENE 1/2 - 1 (0.833 mi.)	E38	399

EMI: Toxics and criteria pollutant emissions data collected by the ARB and local air pollution agencies

A review of the EMI list, as provided by EDR, and dated 12/31/2018 has revealed that there is 1 EMI site within approximately 0.001 miles of the target property.

Equal/Higher Elevation	Address	Direction / Distance	Map ID	Page
S. J. STEEL INC Facility Id: 42315	***17010 WINDFLOWER***	***0 - 1/8 (0.000 mi.)***	***A11***	***28***

HAZNET: The data is extracted from the copies of hazardous waste manifests received each year by the DTSC. The annual volume of manifests is typically 700,000-1,000,000 annually, representing approximately 350,000-500,000 shipments. Data from non-California manifests & continuation sheets are not included at the present time. Data are from the manifests submitted without correction, and therefore many contain some invalid values for data elements such as generator ID, TSD ID, waste category, & disposal method. The source is the Department of Toxic Substance Control is the agency. This database begins with calendar year 1993.

A review of the HAZNET list, as provided by EDR, and dated 12/31/2019 has revealed that there are 3 HAZNET sites within approximately 0.001 miles of the target property.

Equal/Higher Elevation	Address	Direction / Distance	Map ID	Page
ACTIVE STEEL INC GEPAID: CAL000070207	***17010 WINDFLOWER ST***	***0 - 1/8 (0.000 mi.)***	***A3***	***18***
DAVIS ENTERPRISE GEPAID: CAL000221062	***17010 WINDFLOWER AVE***	***0 - 1/8 (0.000 mi.)***	***A5***	***19***

Lower Elevation	Address	Direction / Distance	Map ID	Page
FEDEX FULFILLMENT GEPAID: CAR000275487	***5885 SIERRA AVE STE***	***0 - 1/8 (0.000 mi.)***	***B12***	***42***

EXECUTIVE SUMMARY

HWP: Detailed information on permitted hazardous waste facilities and corrective action ("cleanups") tracked in EnviroStor.

A review of the HWP list, as provided by EDR, and dated 08/17/2020 has revealed that there is 1 HWP site within approximately 1 mile of the target property.

Lower Elevation	Address	Direction / Distance	Map ID	Page
BROCO INC EPA Id: CAT080022148 Cleanup Status: UNDERGOING CLOSURE	***2610 N ALDER***	***E 1/2 - 1 (0.754 mi.)***	***D36***	***105***

NPDES: A listing of NPDES permits, including stormwater.

A review of the NPDES list, as provided by EDR, and dated 08/10/2020 has revealed that there are 3 NPDES sites within approximately 0.001 miles of the target property.

Equal/Higher Elevation	Address	Direction / Distance	Map ID	Page
DAVIS ENTERPRISES	17010 WINDFLOWER AVE	0 - 1/8 (0.000 mi.)	A7	24

Lower Elevation	Address	Direction / Distance	Map ID	Page
FEDEX SUPPLY CHAIN Facility Status: Active	***5885 SIERRA AVE SUIT***	***0 - 1/8 (0.000 mi.)***	***B9***	***25***
FEDEX FULFILLMENT	***5885 SIERRA AVE STE***	***0 - 1/8 (0.000 mi.)***	***B12***	***42***

San Bern. Co. Permit: San Bernardino County Fire Department Hazardous Materials Division.

A review of the San Bern. Co. Permit list, as provided by EDR, and dated 08/04/2020 has revealed that there are 14 San Bern. Co. Permit sites within approximately 0.25 miles of the target property.

Equal/Higher Elevation	Address	Direction / Distance	Map ID	Page
S. J. STEEL INC Facility Status: ACTIVE Facility Status: INACTIVE Facility Id: FA0002661	***17010 WINDFLOWER***	***0 - 1/8 (0.000 mi.)***	***A11***	***28***

Lower Elevation	Address	Direction / Distance	Map ID	Page
ALL AMERICAN PIPE/ST Facility Status: INACTIVE Facility Id: FA0000818	17051 WINDFLOWER AVE	0 - 1/8 (0.000 mi.)	A2	18
FEDEX FULFILLMENT Facility Status: ACTIVE Facility Id: FA0017775	***5885 SIERRA AVE STE***	***0 - 1/8 (0.000 mi.)***	***B12***	***42***
NATIONAL PALLETS Facility Status: INACTIVE Facility Id: FA0004945	6075 N SIERRA AVE	SW 0 - 1/8 (0.080 mi.)	C15	53
SAN GABRIEL VALLEY L Facility Status: ACTIVE Facility Status: INACTIVE	***6075 SIERRA AVE***	***SW 0 - 1/8 (0.080 mi.)***	***C16***	***54***

Facility Id: FA0005898				
CALIFORNIA REDWOOD G Facility Status: INACTIVE Facility Id: FA0001730	6183 SIERRA AVE #3	SW 0 - 1/8 (0.097 mi.)	C22	77
WEST COAST TRAILER M Facility Status: INACTIVE Facility Id: FA0009072	6183 SIERRA AVE #5	SW 0 - 1/8 (0.097 mi.)	C23	78
ABANDONED UST/FICARO Facility Status: INACTIVE Facility Id: FA0000183	6183 SIERRA AVE BLDG	SW 0 - 1/8 (0.097 mi.)	C26	82
FURNITURE BROTHERS Facility Status: INACTIVE Facility Id: FA0009073	***6183 SIERRA AVE 6-A***	***SW 0 - 1/8 (0.097 mi.)***	***C27***	***82***
SIERRA METAL & TRUCK Facility Status: ACTIVE Facility Status: INACTIVE Facility Id: FA0009074	6183 SIERRA AVE AVE	SW 0 - 1/8 (0.097 mi.)	C28	83
LES SCHWAB TIRE CENT Facility Status: ACTIVE Facility Id: FA0016785	***6251 SIERRA AVE***	***SW 0 - 1/8 (0.107 mi.)***	***C29***	***84***
AMERICAN TIRE DISPOS Facility Status: INACTIVE Facility Id: FA0007783	***6101 SIERRA AVE***	***S 1/8 - 1/4 (0.145 mi.)***	***31***	***96***
AIRGAS SPECIALTY PRO Facility Status: INACTIVE Facility Id: FA0005183	6183 SIERRA AVE BLDG	S 1/8 - 1/4 (0.201 mi.)	32	97
J & D FABRICATION Facility Status: INACTIVE Facility Id: FA0004031	6183 SIERRA AVE B-6	SSW 1/8 - 1/4 (0.248 mi.)	33	98

CIWQS: The California Integrated Water Quality System (CIWQS) is a computer system used by the State and Regional Water Quality Control Boards to track information about places of environmental interest, manage permits and other orders, track inspections, and manage violations and enforcement activities.

A review of the CIWQS list, as provided by EDR, and dated 08/31/2020 has revealed that there are 2 CIWQS sites within approximately 0.001 miles of the target property.

Lower Elevation	Address	Direction / Distance	Map ID	Page
FEDEX SUPPLY CHAIN	***5885 SIERRA AVE SUIT***	***0 - 1/8 (0.000 mi.)***	***B9***	***25***
FEDEX FULFILLMENT	***5885 SIERRA AVE STE***	***0 - 1/8 (0.000 mi.)***	***B12***	***42***

CERS: The CalEPA Regulated Site Portal database combines data about environmentally regulated sites and facilities in California into a single database. It combines data from a variety of state and federal databases, and provides an overview of regulated activities across the spectrum of environmental programs for any given location in California. These activities include hazardous materials and waste, state and federal cleanups, impacted ground and surface waters, and toxic materials

A review of the CERS list, as provided by EDR, and dated 07/20/2020 has revealed that there are 3

EXECUTIVE SUMMARY

CERS sites within approximately 0.001 miles of the target property.

Equal/Higher Elevation	Address	Direction / Distance	Map ID	Page
S. J. STEEL INC	*17010 WINDFLOWER*	*0 - 1/8 (0.000 mi.)*	*A11*	*28*

Lower Elevation	Address	Direction / Distance	Map ID	Page
FEDEX SUPPLY CHAIN	*5885 SIERRA AVE SUIT*	*0 - 1/8 (0.000 mi.)*	*B9*	*25*
FEDEX FULFILLMENT	*5885 SIERRA AVE STE*	*0 - 1/8 (0.000 mi.)*	*B12*	*42*

EXECUTIVE SUMMARY

Due to poor or inadequate address information, the following sites were not mapped. Count: 13 records.

Site Name	Database(s)
SIERRA SERVICE STATIONS	HWTS
SIERRA BUSINESS PARK	CIWQS
HIGHLAND AVE & SIERRA AVE	NPDES, CIWQS
STREET IMP FOR BASELINE SIERRA & M	CIWQS
SIERRA AVE	CIWQS
SOUTH SIERRA PLAZA LLC	CIWQS
SIERRA LAKES	CIWQS
SIERRA PALMS 13136	NPDES, CIWQS
SIERRA SAN ANTONIO MEDICAL PLAZA	CIWQS
	CDL
	CDL
	CDL
SIERRA LAKE CLEANERS	DRYCLEANERS

OVERVIEW MAP - 6306680.2S

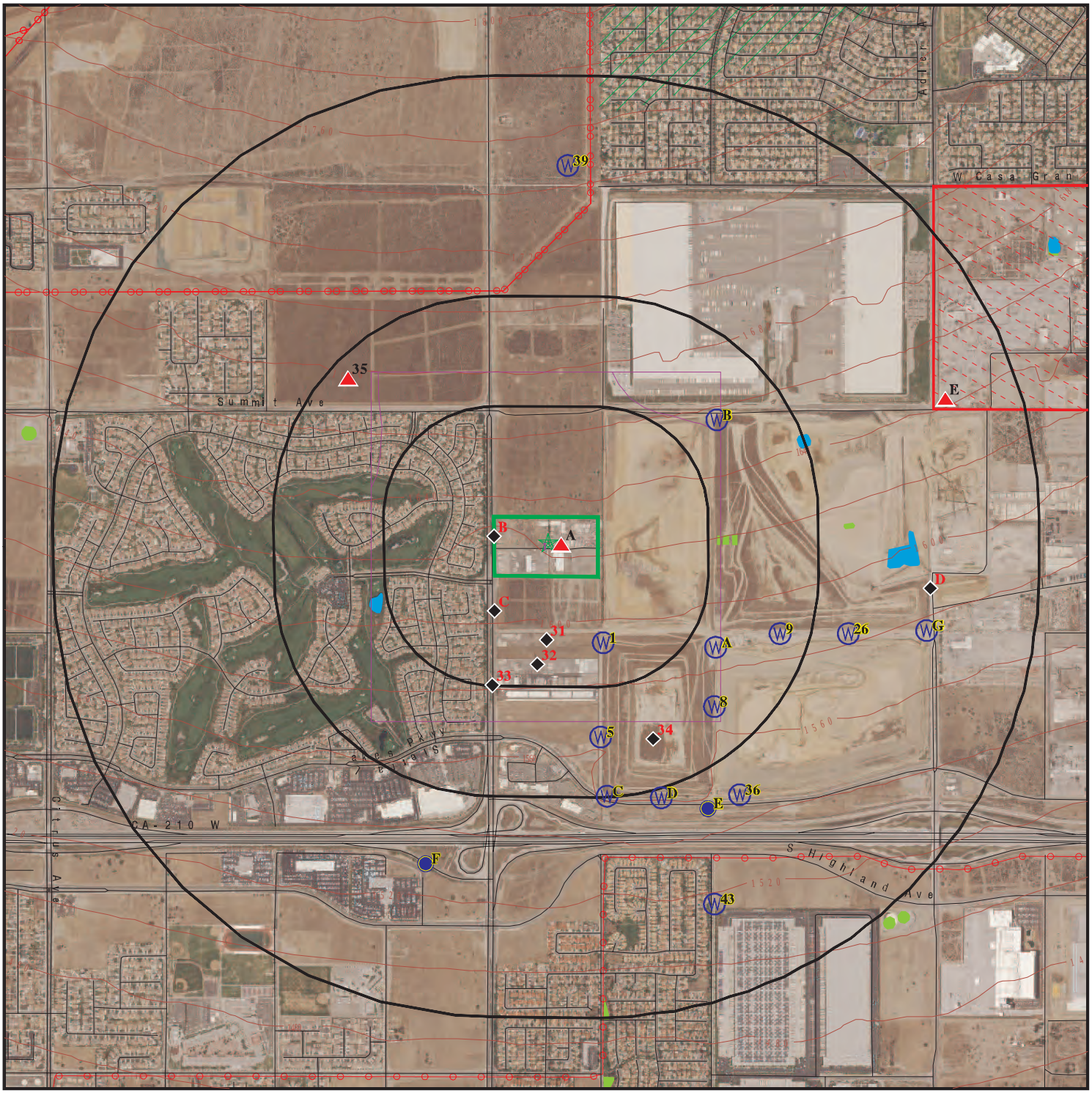

0 1/4 1/2 1 Miles

- Target Property
- Sites at elevations higher than or equal to the target property
- Sites at elevations lower than the target property
- Manufactured Gas Plants
- National Priority List Sites
- Dept. Defense Sites
- Indian Reservations BIA
- Power transmission lines
- Special Flood Hazard Area (1%)
- 0.2% Annual Chance Flood Hazard
- National Wetland Inventory
- State Wetlands
- Areas of Concern

This report includes Interactive Map Layers to display and/or hide map information. The legend includes only those icons for the default map view.

SITE NAME: Sierra & Windflower	CLIENT: Hazard Management Consulting
ADDRESS: Sierra Avenue & Wildflower Fontana CA 92336	CONTACT: Mark INQUIRY #: 6306680.2s
LAT/LONG: 34.14604 / 117.433784	DATE: December 17, 2020 8:08 pm

Copyright © 2020 EDR, Inc. © 2015 TomTom Rel. 2015.

DETAIL MAP - 6306680.2S

Target Property

Sites at elevations higher than or equal to the target property

Sites at elevations lower than the target property

Manufactured Gas Plants

Sensitive Receptors

National Priority List Sites

Dept. Defense Sites

0 1/16 1/8 1/4 Miles

Indian Reservations BIA

Special Flood Hazard Area (1%)

0.2% Annual Chance Flood Hazard

National Wetland Inventory

State Wetlands

Areas of Concern

This report includes Interactive Map Layers to display and/or hide map information. The legend includes only those icons for the default map view.

SITE NAME: Sierra & Windflower	CLIENT: Hazard Management Consulting
ADDRESS: Sierra Avenue & Wildflower Fontana CA 92336	CONTACT: Mark INQUIRY #: 6306680.2s
LAT/LONG: 34.14604 / 117.433784	DATE: December 17, 2020 8:09 pm

Copyright © 2020 EDR, Inc. © 2015 TomTom Rel. 2015.

MAP FINDINGS SUMMARY

Database	Search Distance (Miles)	Target Property	< 1/8	1/8 - 1/4	1/4 - 1/2	1/2 - 1	> 1	Total Plotted
STANDARD ENVIRONMENTAL RECORDS								
Federal NPL site list								
NPL	1.000		0	0	0	1	NR	1
Proposed NPL	1.000		0	0	0	0	NR	0
NPL LIENS	1.000		0	0	0	0	NR	0
Federal Delisted NPL site list								
Delisted NPL	1.000		0	0	0	0	NR	0
Federal CERCLIS list								
FEDERAL FACILITY	0.500		0	0	0	NR	NR	0
SEMS	0.500		0	0	0	NR	NR	0
Federal CERCLIS NFRAP site list								
SEMS-ARCHIVE	0.500		1	0	0	NR	NR	1
Federal RCRA CORRACTS facilities list								
CORRACTS	1.000		0	0	0	1	NR	1
Federal RCRA non-CORRACTS TSD facilities list								
RCRA-TSDF	0.500		0	0	0	NR	NR	0
Federal RCRA generators list								
RCRA-LQG	0.250		0	0	NR	NR	NR	0
RCRA-SQG	0.250		2	0	NR	NR	NR	2
RCRA-VSQG	0.250		0	0	NR	NR	NR	0
Federal institutional controls / engineering controls registries								
LUCIS	0.500		0	0	0	NR	NR	0
US ENG CONTROLS	0.500		0	0	0	NR	NR	0
US INST CONTROLS	0.500		0	0	0	NR	NR	0
Federal ERNS list								
ERNS	0.001		0	NR	NR	NR	NR	0
State- and tribal - equivalent NPL								
RESPONSE	1.000		0	0	0	0	NR	0
State- and tribal - equivalent CERCLIS								
ENVIROSTOR	1.000		0	0	1	1	NR	2
State and tribal landfill and/or solid waste disposal site lists								
SWF/LF	0.500		0	0	0	NR	NR	0
State and tribal leaking storage tank lists								
LUST	0.500		0	0	0	NR	NR	0

MAP FINDINGS SUMMARY

Database	Search Distance (Miles)	Target Property	< 1/8	1/8 - 1/4	1/4 - 1/2	1/2 - 1	> 1	Total Plotted
INDIAN LUST	0.500		0	0	0	NR	NR	0
CPS-SLIC	0.500		0	0	0	NR	NR	0
State and tribal registered storage tank lists								
FEMA UST	0.250		0	0	NR	NR	NR	0
UST	0.250		1	0	NR	NR	NR	1
AST	0.250		1	0	NR	NR	NR	1
INDIAN UST	0.250		0	0	NR	NR	NR	0
State and tribal voluntary cleanup sites								
INDIAN VCP	0.500		0	0	0	NR	NR	0
VCP	0.500		0	0	0	NR	NR	0
State and tribal Brownfields sites								
BROWNFIELDS	0.500		0	0	0	NR	NR	0
ADDITIONAL ENVIRONMENTAL RECORDS								
Local Brownfield lists								
US BROWNFIELDS	0.500		0	0	0	NR	NR	0
Local Lists of Landfill / Solid Waste Disposal Sites								
WMUDS/SWAT	0.500		0	0	0	NR	NR	0
SWRCY	0.500		0	0	0	NR	NR	0
HAULERS	0.001		0	NR	NR	NR	NR	0
INDIAN ODI	0.500		0	0	0	NR	NR	0
ODI	0.500		0	0	0	NR	NR	0
DEBRIS REGION 9	0.500		0	0	0	NR	NR	0
IHS OPEN DUMPS	0.500		0	0	0	NR	NR	0
Local Lists of Hazardous waste / Contaminated Sites								
US HIST CDL	0.001		0	NR	NR	NR	NR	0
HIST Cal-Sites	1.000		0	0	0	0	NR	0
SCH	0.250		0	0	NR	NR	NR	0
CDL	0.001		0	NR	NR	NR	NR	0
Toxic Pits	1.000		0	0	0	0	NR	0
CERS HAZ WASTE	0.250		3	0	NR	NR	NR	3
US CDL	0.001		0	NR	NR	NR	NR	0
PFAS	0.500		0	0	1	NR	NR	1
Local Lists of Registered Storage Tanks								
SWEEPS UST	0.250		1	0	NR	NR	NR	1
HIST UST	0.250		0	0	NR	NR	NR	0
CA FID UST	0.250		0	0	NR	NR	NR	0
CERS TANKS	0.250		0	0	NR	NR	NR	0
Local Land Records								
LIENS	0.001		0	NR	NR	NR	NR	0

MAP FINDINGS SUMMARY

Database	Search Distance (Miles)	Target Property	< 1/8	1/8 - 1/4	1/4 - 1/2	1/2 - 1	> 1	Total Plotted
LIENS 2	0.001		0	NR	NR	NR	NR	0
DEED	0.500		0	0	0	NR	NR	0
Records of Emergency Release Reports								
HMIRS	0.001		0	NR	NR	NR	NR	0
CHMIRS	0.001		0	NR	NR	NR	NR	0
LDS	0.001		0	NR	NR	NR	NR	0
MCS	0.001		0	NR	NR	NR	NR	0
SPILLS 90	0.001		0	NR	NR	NR	NR	0
Other Ascertainable Records								
RCRA NonGen / NLR	0.250		6	0	NR	NR	NR	6
FUDS	1.000		0	0	0	1	NR	1
DOD	1.000		0	0	0	0	NR	0
SCRD DRYCLEANERS	0.500		0	0	0	NR	NR	0
US FIN ASSUR	0.001		0	NR	NR	NR	NR	0
EPA WATCH LIST	0.001		0	NR	NR	NR	NR	0
2020 COR ACTION	0.250		0	0	NR	NR	NR	0
TSCA	0.001		0	NR	NR	NR	NR	0
TRIS	0.001		0	NR	NR	NR	NR	0
SSTS	0.001		0	NR	NR	NR	NR	0
ROD	1.000		0	0	0	1	NR	1
RMP	0.001		0	NR	NR	NR	NR	0
RAATS	0.001		0	NR	NR	NR	NR	0
PRP	0.001		0	NR	NR	NR	NR	0
PADS	0.001		0	NR	NR	NR	NR	0
ICIS	0.001		0	NR	NR	NR	NR	0
FTTS	0.001		0	NR	NR	NR	NR	0
MLTS	0.001		0	NR	NR	NR	NR	0
COAL ASH DOE	0.001		0	NR	NR	NR	NR	0
COAL ASH EPA	0.500		0	0	0	NR	NR	0
PCB TRANSFORMER	0.001		0	NR	NR	NR	NR	0
RADINFO	0.001		0	NR	NR	NR	NR	0
HIST FTTS	0.001		0	NR	NR	NR	NR	0
DOT OPS	0.001		0	NR	NR	NR	NR	0
CONSENT	1.000		0	0	0	0	NR	0
INDIAN RESERV	1.000		0	0	0	0	NR	0
FUSRAP	1.000		0	0	0	0	NR	0
UMTRA	0.500		0	0	0	NR	NR	0
LEAD SMELTERS	0.001		0	NR	NR	NR	NR	0
US AIRS	0.001		0	NR	NR	NR	NR	0
US MINES	0.250		0	0	NR	NR	NR	0
ABANDONED MINES	0.250		0	0	NR	NR	NR	0
FINDS	0.001		2	NR	NR	NR	NR	2
ECHO	0.001		3	NR	NR	NR	NR	3
DOCKET HWC	0.001		0	NR	NR	NR	NR	0
UXO	1.000		0	0	0	1	NR	1
FUELS PROGRAM	0.250		0	0	NR	NR	NR	0
CA BOND EXP. PLAN	1.000		0	0	0	0	NR	0
Cortese	0.500		0	0	0	NR	NR	0
CUPA Listings	0.250		0	0	NR	NR	NR	0

MAP FINDINGS SUMMARY

Database	Search Distance (Miles)	Target Property	< 1/8	1/8 - 1/4	1/4 - 1/2	1/2 - 1	> 1	Total Plotted
DRYCLEANERS	0.250		0	0	NR	NR	NR	0
EMI	0.001		1	NR	NR	NR	NR	1
ENF	0.001		0	NR	NR	NR	NR	0
Financial Assurance	0.001		0	NR	NR	NR	NR	0
HAZNET	0.001		3	NR	NR	NR	NR	3
ICE	0.001		0	NR	NR	NR	NR	0
HIST CORTESE	0.500		0	0	0	NR	NR	0
HWP	1.000		0	0	0	1	NR	1
HWT	0.250		0	0	NR	NR	NR	0
MINES	0.250		0	0	NR	NR	NR	0
MWMP	0.250		0	0	NR	NR	NR	0
NPDES	0.001		3	NR	NR	NR	NR	3
San Bern. Co. Permit	0.250		11	3	NR	NR	NR	14
PEST LIC	0.001		0	NR	NR	NR	NR	0
PROC	0.500		0	0	0	NR	NR	0
Notify 65	1.000		0	0	0	0	NR	0
UIC	0.001		0	NR	NR	NR	NR	0
UIC GEO	0.001		0	NR	NR	NR	NR	0
WASTEWATER PITS	0.500		0	0	0	NR	NR	0
WDS	0.001		0	NR	NR	NR	NR	0
WIP	0.250		0	0	NR	NR	NR	0
MILITARY PRIV SITES	0.001		0	NR	NR	NR	NR	0
PROJECT	0.001		0	NR	NR	NR	NR	0
WDR	0.001		0	NR	NR	NR	NR	0
CIWQS	0.001		2	NR	NR	NR	NR	2
CERS	0.001		3	NR	NR	NR	NR	3
NON-CASE INFO	0.001		0	NR	NR	NR	NR	0
OTHER OIL GAS	0.001		0	NR	NR	NR	NR	0
PROD WATER PONDS	0.001		0	NR	NR	NR	NR	0
SAMPLING POINT	0.001		0	NR	NR	NR	NR	0
WELL STIM PROJ	0.001		0	NR	NR	NR	NR	0
MINES MRDS	0.001		0	NR	NR	NR	NR	0
HWTS	TP		NR	NR	NR	NR	NR	0
EDR HIGH RISK HISTORICAL RECORDS								
EDR Exclusive Records								
EDR MGP	1.000		0	0	0	0	NR	0
EDR Hist Auto	0.125		0	NR	NR	NR	NR	0
EDR Hist Cleaner	0.125		0	NR	NR	NR	NR	0
EDR RECOVERED GOVERNMENT ARCHIVES								
Exclusive Recovered Govt. Archives								
RGA LF	0.001		0	NR	NR	NR	NR	0
RGA LUST	0.001		0	NR	NR	NR	NR	0
- Totals --		0	43	3	2	7	0	55

MAP FINDINGS SUMMARY

Database	Search Distance (Miles)	Target Property	< 1/8	1/8 - 1/4	1/4 - 1/2	1/2 - 1	> 1	Total Plotted

NOTES:

TP = Target Property

NR = Not Requested at this Search Distance

Sites may be listed in more than one database

NPL	**ROCKETS, FIREWORKS, AND FLARES SITE**	**NPL**	**1006371515**
Region	**3196 NORTH LOCUST AVENUE**	**SEMS**	**CAN000905945**
ENE	**RIALTO, CA 92377**	**US ENG CONTROLS**	
1/2-1		**ROD**	
4219 ft.		**PRP**	

NPL:

EPA Region:	9
EPA ID:	CAN000905945
Site ID:	905945
Name:	ROCKETS, FIREWORKS, AND FLARES SITE
Address:	3196 NORTH LOCUST AVENUE
City,State,Zip:	RIALTO, CA 92377
Federal:	N
Final Date:	2009-09-23 00:00:00
Latitude:	34.153683
Longitude:	-117.416567
Site Score:	50

SEMS:

Site ID:	0905945
EPA ID:	CAN000905945
Name:	ROCKETS, FIREWORKS, AND FLARES SITE
Address:	3196 NORTH LOCUST AVENUE
Address 2:	Not reported
City,State,Zip:	RIALTO, CA 92377
Cong District:	31
FIPS Code:	06071
Latitude:	34.153683
Longitude:	-117.416567
FF:	N
NPL:	Currently on the Final NPL
Non NPL Status:	Not reported

SEMS Detail:

Region:	09
Site ID:	0905945
EPA ID:	CAN000905945
Site Name:	ROCKETS, FIREWORKS, AND FLARES SITE
NPL:	F
FF:	N
OU:	00
Action Code:	HR
Action Name:	HAZRANK
SEQ:	1
Start Date:	2007-12-31 05:00:00
Finish Date:	9/3/2008 4:00:00 AM
Qual:	O
Current Action Lead:	EPA Perf

Region:	09
Site ID:	0905945
EPA ID:	CAN000905945
Site Name:	ROCKETS, FIREWORKS, AND FLARES SITE
NPL:	F
FF:	N
OU:	01
Action Code:	RO

ROCKETS, FIREWORKS, AND FLARES SITE (Continued) **1006371515**

Action Name:	ROD
SEQ:	1
Start Date:	2010-09-30 04:00:00
Finish Date:	9/30/2010 4:00:00 AM
Qual:	Not reported
Current Action Lead:	EPA Perf

Region:	09
Site ID:	0905945
EPA ID:	CAN000905945
Site Name:	ROCKETS, FIREWORKS, AND FLARES SITE
NPL:	F
FF:	N
OU:	01
Action Code:	CO
Action Name:	RI/FS
SEQ:	1
Start Date:	2008-12-31 05:00:00
Finish Date:	9/30/2010 4:00:00 AM
Qual:	Not reported
Current Action Lead:	EPA Perf

Region:	09
Site ID:	0905945
EPA ID:	CAN000905945
Site Name:	ROCKETS, FIREWORKS, AND FLARES SITE
NPL:	F
FF:	N
OU:	00
Action Code:	NF
Action Name:	NPL FINL
SEQ:	1
Start Date:	2009-09-23 04:00:00
Finish Date:	9/23/2009 4:00:00 AM
Qual:	Not reported
Current Action Lead:	EPA Perf

Region:	09
Site ID:	0905945
EPA ID:	CAN000905945
Site Name:	ROCKETS, FIREWORKS, AND FLARES SITE
NPL:	F
FF:	N
OU:	00
Action Code:	NP
Action Name:	PROPOSED
SEQ:	1
Start Date:	2008-09-03 04:00:00
Finish Date:	9/3/2008 4:00:00 AM
Qual:	Not reported
Current Action Lead:	EPA Perf

Region:	09
Site ID:	0905945
EPA ID:	CAN000905945
Site Name:	ROCKETS, FIREWORKS, AND FLARES SITE
NPL:	F

ROCKETS, FIREWORKS, AND FLARES SITE (Continued) **1006371515**

FF:	N
OU:	02
Action Code:	CO
Action Name:	RI/FS
SEQ:	2
Start Date:	2010-09-17 04:00:00
Finish Date:	2/26/2013 5:00:00 AM
Qual:	Not reported
Current Action Lead:	EPA Perf
Region:	09
Site ID:	0905945
EPA ID:	CAN000905945
Site Name:	ROCKETS, FIREWORKS, AND FLARES SITE
NPL:	F
FF:	N
OU:	01
Action Code:	RD
Action Name:	RD
SEQ:	1
Start Date:	2012-01-12 05:00:00
Finish Date:	4/18/2013 4:00:00 AM
Qual:	Not reported
Current Action Lead:	EPA Perf
Region:	09
Site ID:	0905945
EPA ID:	CAN000905945
Site Name:	ROCKETS, FIREWORKS, AND FLARES SITE
NPL:	F
FF:	N
OU:	00
Action Code:	CR
Action Name:	CI
SEQ:	1
Start Date:	2009-11-25 05:00:00
Finish Date:	Not reported
Qual:	Not reported
Current Action Lead:	EPA Perf
Region:	09
Site ID:	0905945
EPA ID:	CAN000905945
Site Name:	ROCKETS, FIREWORKS, AND FLARES SITE
NPL:	F
FF:	N
OU:	00
Action Code:	FE
Action Name:	5 YEAR
SEQ:	1
Start Date:	2018-10-30 05:00:00
Finish Date:	8/28/2020 5:00:00 AM
Qual:	Not reported
Current Action Lead:	EPA Perf
Region:	09
Site ID:	0905945

ROCKETS, FIREWORKS, AND FLARES SITE (Continued) **1006371515**

EPA ID:	CAN000905945
Site Name:	ROCKETS, FIREWORKS, AND FLARES SITE
NPL:	F
FF:	N
OU:	01
Action Code:	BF
Action Name:	PRP RA
SEQ:	1
Start Date:	2015-09-18 05:00:00
Finish Date:	Not reported
Qual:	Not reported
Current Action Lead:	St Ovrsght

Region:	09
Site ID:	0905945
EPA ID:	CAN000905945
Site Name:	ROCKETS, FIREWORKS, AND FLARES SITE
NPL:	F
FF:	N
OU:	01
Action Code:	MA
Action Name:	ST COOP
SEQ:	1
Start Date:	2020-05-11 05:00:00
Finish Date:	Not reported
Qual:	Not reported
Current Action Lead:	St Ovrsght

Region:	09
Site ID:	0905945
EPA ID:	CAN000905945
Site Name:	ROCKETS, FIREWORKS, AND FLARES SITE
NPL:	F
FF:	N
OU:	00
Action Code:	MA
Action Name:	ST COOP
SEQ:	4
Start Date:	2020-05-11 05:00:00
Finish Date:	Not reported
Qual:	Not reported
Current Action Lead:	St Ovrsght

Region:	09
Site ID:	0905945
EPA ID:	CAN000905945
Site Name:	ROCKETS, FIREWORKS, AND FLARES SITE
NPL:	F
FF:	N
OU:	02
Action Code:	MA
Action Name:	ST COOP
SEQ:	2
Start Date:	2020-05-11 05:00:00
Finish Date:	Not reported
Qual:	Not reported
Current Action Lead:	St Ovrsght

ROCKETS, FIREWORKS, AND FLARES SITE (Continued) **1006371515**

Region:	09
Site ID:	0905945
EPA ID:	CAN000905945
Site Name:	ROCKETS, FIREWORKS, AND FLARES SITE
NPL:	F
FF:	N
OU:	03
Action Code:	MA
Action Name:	ST COOP
SEQ:	3
Start Date:	2020-05-11 05:00:00
Finish Date:	Not reported
Qual:	Not reported
Current Action Lead:	St Ovrsght

Region:	09
Site ID:	0905945
EPA ID:	CAN000905945
Site Name:	ROCKETS, FIREWORKS, AND FLARES SITE
NPL:	F
FF:	N
OU:	01
Action Code:	NA
Action Name:	PRP RI
SEQ:	1
Start Date:	2009-03-17 04:00:00
Finish Date:	3/12/2010 5:00:00 AM
Qual:	Not reported
Current Action Lead:	EPA Ovrsght

Region:	09
Site ID:	0905945
EPA ID:	CAN000905945
Site Name:	ROCKETS, FIREWORKS, AND FLARES SITE
NPL:	F
FF:	N
OU:	01
Action Code:	BE
Action Name:	PRP RD
SEQ:	1
Start Date:	2013-04-18 04:00:00
Finish Date:	5/19/2014 5:00:00 AM
Qual:	Not reported
Current Action Lead:	EPA Ovrsght

Region:	09
Site ID:	0905945
EPA ID:	CAN000905945
Site Name:	ROCKETS, FIREWORKS, AND FLARES SITE
NPL:	F
FF:	N
OU:	02
Action Code:	BD
Action Name:	PRP RI/FS
SEQ:	1
Start Date:	2013-02-26 05:00:00
Finish Date:	Not reported

ROCKETS, FIREWORKS, AND FLARES SITE (Continued) **1006371515**

Qual:	Not reported
Current Action Lead:	EPA Ovrsght

Region:	09
Site ID:	0905945
EPA ID:	CAN000905945
Site Name:	ROCKETS, FIREWORKS, AND FLARES SITE
NPL:	F
FF:	N
OU:	03
Action Code:	BD
Action Name:	PRP RI/FS
SEQ:	2
Start Date:	2013-02-26 05:00:00
Finish Date:	Not reported
Qual:	Not reported
Current Action Lead:	EPA Ovrsght

Region:	09
Site ID:	0905945
EPA ID:	CAN000905945
Site Name:	ROCKETS, FIREWORKS, AND FLARES SITE
NPL:	F
FF:	N
OU:	00
Action Code:	DS
Action Name:	DISCVRY
SEQ:	1
Start Date:	2002-12-03 05:00:00
Finish Date:	12/3/2002 5:00:00 AM
Qual:	Not reported
Current Action Lead:	St Perf

SIte:

Name:	ROCKETS, FIREWORKS, AND FLARES SITE
Address:	3196 NORTH LOCUST AVENUE
Address 2:	Not reported
City,State,Zip:	RIALTO, CA 92377
Event Code:	Not reported
Action Taken Date:	09/30/2010
EPA ID:	CAN000905945
Action Name:	Record of Decision
Action ID:	1
Operable Unit:	01
Contaminated Media:	Groundwater
Contact Name:	Not reported
Contact Telephone:	Not reported
Event:	Not reported
Federal Facility:	N
Fiscal Year:	2010
NPL Status:	Currently on the Final NPL
Superfund Alternative Agreement:	N
Latitude:	34.153683
Longitude:	-117.416567

Media:

ROCKETS, FIREWORKS, AND FLARES SITE (Continued) **1006371515**

EPA ID:	CAN000905945
Contaminated Media:	Groundwater
Action ID:	1
Operable Unit:	01
Action Name:	Record of Decision
Action Taken Date:	09/30/2010
Event Code:	Not reported
Contact Name:	Not reported
Contact Telephone:	Not reported
Event:	Not reported
Federal Facility:	N
Fiscal Year:	2010
NPL Status:	Currently on the Final NPL
Superfund Alternative Agreement:	N
Latitude:	34.153683
Longitude:	-117.416567

EPA ID:	CAN000905945
Contaminated Media:	Groundwater
Action ID:	1
Operable Unit:	01
Action Name:	Record of Decision
Action Taken Date:	09/30/2010
Event Code:	Not reported
Contact Name:	Not reported
Contact Telephone:	Not reported
Event:	Not reported
Federal Facility:	N
Fiscal Year:	2010
NPL Status:	Currently on the Final NPL
Superfund Alternative Agreement:	N
Latitude:	34.153683
Longitude:	-117.416567

EPA ID:	CAN000905945
Contaminated Media:	Groundwater
Action ID:	1
Operable Unit:	01
Action Name:	Record of Decision
Action Taken Date:	09/30/2010
Event Code:	Not reported
Contact Name:	Not reported
Contact Telephone:	Not reported
Event:	Not reported
Federal Facility:	N
Fiscal Year:	2010
NPL Status:	Currently on the Final NPL
Superfund Alternative Agreement:	N
Latitude:	34.153683
Longitude:	-117.416567

EPA ID:	CAN000905945
Contaminated Media:	Groundwater
Action ID:	1
Operable Unit:	01
Action Name:	Record of Decision
Action Taken Date:	09/30/2010

ROCKETS, FIREWORKS, AND FLARES SITE (Continued) **1006371515**

Event Code:	Not reported
Contact Name:	Not reported
Contact Telephone:	Not reported
Event:	Not reported
Federal Facility:	N
Fiscal Year:	2010
NPL Status:	Currently on the Final NPL
Superfund Alternative Agreement:	N
Latitude:	34.153683
Longitude:	-117.416567

EPA ID:	CAN000905945
Contaminated Media:	Groundwater
Action ID:	1
Operable Unit:	01
Action Name:	Record of Decision
Action Taken Date:	09/30/2010
Event Code:	Not reported
Contact Name:	Not reported
Contact Telephone:	Not reported
Event:	Not reported
Federal Facility:	N
Fiscal Year:	2010
NPL Status:	Currently on the Final NPL
Superfund Alternative Agreement:	N
Latitude:	34.153683
Longitude:	-117.416567

EPA ID:	CAN000905945
Contaminated Media:	Groundwater
Action ID:	1
Operable Unit:	01
Action Name:	Record of Decision
Action Taken Date:	09/30/2010
Event Code:	Not reported
Contact Name:	Not reported
Contact Telephone:	Not reported
Event:	Not reported
Federal Facility:	N
Fiscal Year:	2010
NPL Status:	Currently on the Final NPL
Superfund Alternative Agreement:	N
Latitude:	34.153683
Longitude:	-117.416567

ROD:

Name:	ROCKETS, FIREWORKS, AND FLARES SITE
Address:	3196 NORTH LOCUST AVENUE
City,State,Zip:	RIALTO, CA 92377
EPA ID:	CAN000905945
RG:	9
Site ID:	905945
Action:	GOVT Decision Document (ROD)
Operable Unit Number:	SOURCE AREA
SEQ ID:	1
Action Completion:	2010-09-30 00:00:00

ROCKETS, FIREWORKS, AND FLARES SITE (Continued) **1006371515**

NPL Status: Final
Non NPL Status: Not reported

PRP:
PRP Name:
AMERICAN PROMOTIONAL EVENTS, INC.
AMERICAN PROMOTIONAL EVENTS, INC. - WEST
BLACK & DECKER
BLACK AND DECKER INC
BROCO INC
COUNTY OF SAN BERNARDINO
DEPT OF THE NAVY
EDWARD STOUT
ELIZABETH RODRIGUEZ
EMHART INDUSTRIES INC
EMHART INDUSTRIES INC
EMHART INDUSTRIES INC
ENSIGN-BICKFORD COMPANY
ENSIGN-BICKFORD INDUSTRIES, INC.
ESTATE OF WONG
FARM CREDIT ADMINISTRATION
FRED SKOVGARD
FREDERICKSEN CHILDREN'S TRUST UNDER TRUST AGREEMENT DATED FE
GOODRICH CORPORATION
GOODRICH CORPORATION
GOODRICH CORPORATION
J.S. BROWER AND ASSOCIATES
JEANINE ELZIE
JOHN CALLAGY
KWIKSET CORP
KWIKSET LOCKS, INC
LAWRENCE LIVERMORE NATIONAL LAB
LINDA FREDERICKSEN
MARY CALLAGY
MICHELLE ANN POINTON TRUST UNDER TRUST AGREEMENT DATED FEB.
MILDRED WILKINS
NASA
ORDNANCE ASSOCIATES
PYRO SPECTACULARS INC.
RAYTHEON
RAYTHEON MISSILE SYSTEMS COMPANY
ROBERTSON'S READY MIX, INC.
STEPHEN CALLAGY
THE WALTER M. POINTON TRUST DATED NOV. 19, 1991
U.S. AIR FORCE
U.S. ARMY
U.S. CUSTOMS AND BORDER PROTECTION
U.S. DEPT OF DEFENSE
U.S. DEPT OF ENERGY
U.S. FOREST SERVICE
UNITED STATES VS. GOODRICH ET. AL.
WHITTAKER CORPORATION
ZAMBELLI FIREWORKS COMPANY
ZAMBELLI FIREWORKS INTERNATIONALE,
ZAMBELLI FIREWORKS MANUFACTURING COMPANY
ZAMBELLI FIREWORKS MANUFACTURING COMPANY, INC.

A1 **DAVIS ENTERPRISES** **ECHO** **1026221282**
17010 WINDFLOWER AVENUE **N/A**
< 1/8 **FONTANA, CA 92336**
1 ft.

Site 1 of 9 in cluster A

Relative: **Higher**
Actual: **1625 ft.**

ECHO:

Envid:	1026221282
Registry ID:	Not reported
DFR URL:	http://echo.epa.gov/detailed-facility-report?fid=CAW522067
Name:	DAVIS ENTERPRISES
Address:	17010 WINDFLOWER AVENUE
City,State,Zip:	FONTANA, CA 92336

A2 **ALL AMERICAN PIPE/STEEL** **San Bern. Co. Permit** **S104763423**
17051 WINDFLOWER AVE **N/A**
< 1/8 **FONTANA, CA 92335**
1 ft.

Site 2 of 9 in cluster A

Relative: **Lower**
Actual: **1618 ft.**

San Bern. Co. Permit:

Name:	ALL AMERICAN PIPE/STEEL
Address:	17051 WINDFLOWER AVE
City,State,Zip:	FONTANA, CA 92335
Region:	SAN BERNARDINO
Facility ID:	FA0000818
Owner:	ALL AMERICAN PIPE/STEEL
Permit Number:	PT0023448
Permit Category:	CONDITIONALLY EXEMPT SMALL QUANTITY GENERATOR
Facility Status:	INACTIVE
Expiration Date:	08/31/2012

Name:	ALL AMERICAN PIPE/STEEL
Address:	17051 WINDFLOWER AVE
City,State,Zip:	FONTANA, CA 92335
Region:	SAN BERNARDINO
Facility ID:	FA0000818
Owner:	ALL AMERICAN PIPE/STEEL
Permit Number:	PT0008061
Permit Category:	HAZMAT HANDLER 0-10 EMPLOYEES
Facility Status:	INACTIVE
Expiration Date:	08/31/2012

A3 **ACTIVE STEEL INC** **HAZNET** **S123767660**
17010 WINDFLOWER ST **HWTS** **N/A**
< 1/8 **FONTANA, CA 92336**
1 ft.

Site 3 of 9 in cluster A

Relative: **Higher**
Actual: **1625 ft.**

HAZNET:

Name:	ACTIVE STEEL INC
Address:	17010 WINDFLOWER ST
Address 2:	Not reported
City,State,Zip:	FONTANA, CA 923360000
Contact:	UNDELIVERABLE FEE FORM 4-94
Telephone:	--
Mailing Name:	Not reported
Mailing Address:	PO BOX 916

ACTIVE STEEL INC (Continued) **S123767660**

Year:	1992
Gepaid:	CAL000070207
TSD EPA ID:	CAD000088252
CA Waste Code:	214 - Unspecified solvent mixture
Disposal Method:	14 -
Tons:	0.688

HWTS:

Name:	ACTIVE STEEL INC
Address:	17010 WINDFLOWER ST
Address 2:	Not reported
City,State,Zip:	FONTANA, CA 923360000
EPA ID:	CAL000070207
Inactive Date:	06/30/1994
Create Date:	03/11/1992
Last Act Date:	07/24/2001
Mailing Name:	Not reported
Mailing Address:	PO BOX 916
Mailing Address 2:	Not reported
Mailing City,State,Zip:	MENTONE, CA 923590000
Owner Name:	ACTIVE STEEL INC
Owner Address:	--
Owner Address 2:	Not reported
Owner City,State,Zip:	--, 99 --
Contact Name:	UNDELIVERABLE FEE FORM 4-94
Contact Address:	--
Contact Address 2:	Not reported
City,State,Zip:	--, 99 --

A4 **DAVIS ENTERPRISE** **ECHO** **1025898441**
17010 WINDFLOWER AVE **N/A**
< 1/8 **FONTANA, CA 92336**
1 ft.

Site 4 of 9 in cluster A

Relative: Higher
Actual: 1625 ft.

ECHO:

Envid:	1025898441
Registry ID:	110066146860
DFR URL:	http://echo.epa.gov/detailed-facility-report?fid=110066146860
Name:	DAVIS ENTERPRISE
Address:	17010 WINDFLOWER AVE
City,State,Zip:	FONTANA, CA 92336

A5 **DAVIS ENTERPRISE** **HAZNET** **S113111496**
17010 WINDFLOWER AVE **HWTS** **N/A**
< 1/8 **FONTANA, CA 92336**
1 ft.

Site 5 of 9 in cluster A

Relative: Higher
Actual: 1625 ft.

HAZNET:

Name:	DAVIS ENTERPRISE
Address:	17010 WINDFLOWER AVE
Address 2:	Not reported
City,State,Zip:	FONTANA, CA 923365102
Contact:	TOM DAVIS

DAVIS ENTERPRISE (Continued) **S113111496**

Telephone:	9097702702
Mailing Name:	Not reported
Mailing Address:	17010 WINDFLOWER AVE
Year:	2011
Gepaid:	CAL000221062
TSD EPA ID:	CAD099452708
CA Waste Code:	352 - Other organic solids
Disposal Method:	H141 - Storage, Bulking, And/Or Transfer Off Site--No Treatment/Reovery (H010-H129) Or (H131-H135)
Tons:	0.655

Additional Info:

Year:	2011
Gen EPA ID:	CAL000221062
Shipment Date:	20111212
Creation Date:	3/13/2012 20:30:11
Receipt Date:	20111213
Manifest ID:	008763285JJK
Trans EPA ID:	CAL000280876
Trans Name:	ACTION WASTE OIL SERVICES
Trans 2 EPA ID:	Not reported
Trans 2 Name:	Not reported
TSDF EPA ID:	CAD099452708
Trans Name:	INDUSTRIAL SERVICE
TSDF Alt EPA ID:	Not reported
TSDF Alt Name:	Not reported
Waste Code Description:	352 - Other organic solids
RCRA Code:	Not reported
Meth Code:	H141 - Storage, Bulking, And/Or Transfer Off Site--No Treatment/Reovery (H010-H129) Or (H131-H135)
Quantity Tons:	0.325
Waste Quantity:	650
Quantity Unit:	P
Additional Code 1:	Not reported
Additional Code 2:	Not reported
Additional Code 3:	Not reported
Additional Code 4:	Not reported
Additional Code 5:	Not reported
Shipment Date:	20110106
Creation Date:	2/23/2011 18:30:18
Receipt Date:	20110106
Manifest ID:	004605257JJK
Trans EPA ID:	CAL000280876
Trans Name:	ACTION WASTE OIL SERVICES
Trans 2 EPA ID:	Not reported
Trans 2 Name:	Not reported
TSDF EPA ID:	CAD099452708
Trans Name:	INDUSTRIAL SERVICES OIL CO INC
TSDF Alt EPA ID:	Not reported
TSDF Alt Name:	Not reported
Waste Code Description:	352 - Other organic solids
RCRA Code:	Not reported
Meth Code:	H141 - Storage, Bulking, And/Or Transfer Off Site--No

DAVIS ENTERPRISE (Continued) **S113111496**

	Treatment/Reovery (H010-H129) Or (H131-H135)
Quantity Tons:	0.33
Waste Quantity:	660
Quantity Unit:	P
Additional Code 1:	Not reported
Additional Code 2:	Not reported
Additional Code 3:	Not reported
Additional Code 4:	Not reported
Additional Code 5:	Not reported

HWTS:

Name:	DAVIS ENTERPRISE
Address:	17010 WINDFLOWER AVE
Address 2:	Not reported
City,State,Zip:	FONTANA, CA 923365102
EPA ID:	CAL000221062
Inactive Date:	Not reported
Create Date:	05/08/2000
Last Act Date:	11/21/2019
Mailing Name:	Not reported
Mailing Address:	17010 WINDFLOWER AVE
Mailing Address 2:	Not reported
Mailing City,State,Zip:	FONTANA, CA 923365102
Owner Name:	TOM DAVIS
Owner Address:	17010 WINDFLOWER AVE
Owner Address 2:	Not reported
Owner City,State,Zip:	FONTANA, CA 923360000
Contact Name:	TOM DAVIS
Contact Address:	17010 WINDFLOWER AVE.
Contact Address 2:	Not reported
City,State,Zip:	FONTANA, CA 92336

NAICS:

EPA ID:	CAL000221062
Create Date:	2010-12-29 08:34:32.103
NAICS Code:	336399
NAICS Description:	All Other Motor Vehicle Parts Manufacturing
Issued EPA ID Date:	2000-05-08 00:00:00
Inactive Date:	Not reported
Facility Name:	DAVIS ENTERPRISE
Facility Address:	17010 WINDFLOWER AVE
Facility Address 2:	Not reported
Facility City:	FONTANA
Facility County:	Not reported
Facility State:	CA
Facility Zip:	923365102

A6 **DAVIS ENTERPRISE** **RCRA NonGen / NLR** **1025866365**
17010 WINDFLOWER AVE **CAL000221062**
< 1/8 **FONTANA, CA 92336**
1 ft.

Site 6 of 9 in cluster A

Relative: **Higher**

Actual: **1625 ft.**

RCRA NonGen / NLR:

Date Form Received by Agency:		2000-05-08 00:00:00.0
Handler Name:	DAVIS ENTERPRISE	
Handler Address:		17010 WINDFLOWER AVE
Handler City,State,Zip:		FONTANA, CA 92336-5102
EPA ID:		CAL000221062
Contact Name:		TOM DAVIS
Contact Address:		17010 WINDFLOWER AVE
Contact City,State,Zip:		FONTANA, CA 92336-5102
Contact Telephone:		909-770-2702
Contact Fax:		Not reported
Contact Email:		MWARD1966.MAIL.COM@GMAIL.COM
Contact Title:		Not reported
EPA Region:		09
Land Type:		Not reported
Federal Waste Generator Description:		Not a generator, verified
Non-Notifier:		Not reported
Biennial Report Cycle:		Not reported
Accessibility:		Not reported
Active Site Indicator:		Handler Activities
State District Owner:		Not reported
State District:		Not reported
Mailing Address:		17010 WINDFLOWER AVE
Mailing City,State,Zip:		FONTANA, CA 92336-5102
Owner Name:		TOM DAVIS
Owner Type:		Other
Operator Name:		TOM DAVIS
Operator Type:		Other
Short-Term Generator Activity:		No
Importer Activity:		No
Mixed Waste Generator:		No
Transporter Activity:		No
Transfer Facility Activity:		No
Recycler Activity with Storage:		No
Small Quantity On-Site Burner Exemption:		No
Smelting Melting and Refining Furnace Exemption:		No
Underground Injection Control:		No
Off-Site Waste Receipt:		No
Universal Waste Indicator:		Yes
Universal Waste Destination Facility:		Yes
Federal Universal Waste:		No
Active Site Fed-Reg Treatment Storage and Disposal Facility:		Not reported
Active Site Converter Treatment storage and Disposal Facility:		Not reported
Active Site State-Reg Treatment Storage and Disposal Facility:		Not reported
Active Site State-Reg Handler:		---
Federal Facility Indicator:		Not reported
Hazardous Secondary Material Indicator:		N
Sub-Part K Indicator:		Not reported
Commercial TSD Indicator:		No
Treatment Storage and Disposal Type:		Not reported
2018 GPRA Permit Baseline:		Not on the Baseline
2018 GPRA Renewals Baseline:		Not on the Baseline
Permit Renewals Workload Universe:		Not reported

DAVIS ENTERPRISE (Continued) **1025866365**

Permit Workload Universe:	Not reported
Permit Progress Universe:	Not reported
Post-Closure Workload Universe:	Not reported
Closure Workload Universe:	Not reported
202 GPRA Corrective Action Baseline:	No
Corrective Action Workload Universe:	No
Subject to Corrective Action Universe:	No
Non-TSDFs Where RCRA CA has Been Imposed Universe:	No
TSDFs Potentially Subject to CA Under 3004 (u)/(v) Universe:	No
TSDFs Only Subject to CA under Discretionary Auth Universe:	No
Corrective Action Priority Ranking:	No NCAPS ranking
Environmental Control Indicator:	No
Institutional Control Indicator:	No
Human Exposure Controls Indicator:	N/A
Groundwater Controls Indicator:	N/A
Operating TSDF Universe:	Not reported
Full Enforcement Universe:	Not reported
Significant Non-Complier Universe:	No
Unaddressed Significant Non-Complier Universe:	No
Addressed Significant Non-Complier Universe:	No
Significant Non-Complier With a Compliance Schedule Universe:	No
Financial Assurance Required:	Not reported
Handler Date of Last Change:	2019-07-29 17:13:42.0
Recognized Trader-Importer:	No
Recognized Trader-Exporter:	No
Importer of Spent Lead Acid Batteries:	No
Exporter of Spent Lead Acid Batteries:	No
Recycler Activity Without Storage:	No
Manifest Broker:	No
Sub-Part P Indicator:	No

Handler - Owner Operator:

Owner/Operator Indicator:	Operator
Owner/Operator Name:	TOM DAVIS
Legal Status:	Other
Date Became Current:	Not reported
Date Ended Current:	Not reported
Owner/Operator Address:	17010 WINDFLOWER AVE
Owner/Operator City,State,Zip:	FONTANA, CA 92336-5102
Owner/Operator Telephone:	909-770-2702
Owner/Operator Telephone Ext:	Not reported
Owner/Operator Fax:	Not reported
Owner/Operator Email:	Not reported

Owner/Operator Indicator:	Owner
Owner/Operator Name:	TOM DAVIS
Legal Status:	Other
Date Became Current:	Not reported
Date Ended Current:	Not reported
Owner/Operator Address:	17010 WINDFLOWER AVE
Owner/Operator City,State,Zip:	FONTANA, CA 92336-0000
Owner/Operator Telephone:	909-770-2702
Owner/Operator Telephone Ext:	Not reported
Owner/Operator Fax:	Not reported
Owner/Operator Email:	Not reported

DAVIS ENTERPRISE (Continued) **1025866365**

Historic Generators:

Receive Date:	2000-05-08 00:00:00.0
Handler Name:	DAVIS ENTERPRISE
Federal Waste Generator Description:	Not a generator, verified
State District Owner:	Not reported
Large Quantity Handler of Universal Waste:	No
Recognized Trader Importer:	Not reported
Recognized Trader Exporter:	Not reported
Spent Lead Acid Battery Importer:	Not reported
Spent Lead Acid Battery Exporter:	Not reported
Current Record:	Yes
Non Storage Recycler Activity:	Not reported
Electronic Manifest Broker:	Not reported

List of NAICS Codes and Descriptions:

NAICS Code:	56299
NAICS Description:	ALL OTHER WASTE MANAGEMENT SERVICES

Facility Has Received Notices of Violations:

Violations:	No Violations Found

Evaluation Action Summary:

Evaluations:	No Evaluations Found

A7 **DAVIS ENTERPRISES** **NPDES** **S126354625**
17010 WINDFLOWER AVENUE **N/A**
< 1/8 **FONTANA, CA 92336**
1 ft.

Site 7 of 9 in cluster A

Relative: Higher
Actual: 1625 ft.

NPDES:

Name:	DAVIS ENTERPRISES
Address:	17010 WINDFLOWER AVENUE
City,State,Zip:	FONTANA, CA 92336
Facility Status:	Not reported
NPDES Number:	Not reported
Region:	Not reported
Agency Number:	Not reported
Regulatory Measure ID:	Not reported
Place ID:	Not reported
Order Number:	Not reported
WDID:	8 36IN606021
Regulatory Measure Type:	Industrial
Program Type:	Not reported
Adoption Date Of Regulatory Measure:	Not reported
Effective Date Of Regulatory Measure:	Not reported
Termination Date Of Regulatory Measure:	Not reported
Expiration Date Of Regulatory Measure:	Not reported
Discharge Address:	Not reported
Discharge Name:	Not reported
Discharge City:	Not reported
Discharge State:	Not reported
Discharge Zip:	Not reported
Status:	No Action Required
Status Date:	06/10/2020

DAVIS ENTERPRISES (Continued) **S126354625**

Operator Name:	Davis Enterprises
Operator Address:	17010 Windflower Avenue
Operator City:	Fontana
Operator State:	California
Operator Zip:	92336

B8 **FEDEX SUPPLY CHAIN** **ECHO** **1025486549**
5885 SIERRA AVE STE 200 **N/A**
< 1/8 **FONTANA, CA 92336**
1 ft.

Site 1 of 5 in cluster B

Relative: **Lower**
Actual: **1613 ft.**

ECHO:

Envid:	1025486549
Registry ID:	110070157675
DFR URL:	http://echo.epa.gov/detailed-facility-report?fid=110070157675
Name:	FEDEX SUPPLY CHAIN
Address:	5885 SIERRA AVE STE 200
City,State,Zip:	FONTANA, CA 92336

B9 **FEDEX SUPPLY CHAIN** **NPDES** **S124440947**
5885 SIERRA AVE SUITE 200 **CIWQS** **N/A**
< 1/8 **FONTANA, CA 92336** **CERS**
1 ft.

Site 2 of 5 in cluster B

Relative: **Lower**
Actual: **1613 ft.**

NPDES:

Name:	FEDEX SUPPLY CHAIN
Address:	5885 SIERRA AVE SUITE 200
City,State,Zip:	FONTANA, CA 92336
Facility Status:	Not reported
NPDES Number:	Not reported
Region:	Not reported
Agency Number:	Not reported
Regulatory Measure ID:	Not reported
Place ID:	Not reported
Order Number:	Not reported
WDID:	8 36NEC005230
Regulatory Measure Type:	Industrial
Program Type:	Not reported
Adoption Date Of Regulatory Measure:	Not reported
Effective Date Of Regulatory Measure:	Not reported
Termination Date Of Regulatory Measure:	Not reported
Expiration Date Of Regulatory Measure:	Not reported
Discharge Address:	Not reported
Discharge Name:	Not reported
Discharge City:	Not reported
Discharge State:	Not reported
Discharge Zip:	Not reported
Status:	Active
Status Date:	06/14/2019
Operator Name:	FedEx Supply Chain
Operator Address:	5885 Sierra Ave Suite 200
Operator City:	Fontana
Operator State:	California
Operator Zip:	92336

FEDEX SUPPLY CHAIN (Continued) **S124440947**

Name:	FEDEX SUPPLY CHAIN
Address:	5885 SIERRA AVE SUITE 200
City,State,Zip:	FONTANA, CA 92336
Facility Status:	Active
NPDES Number:	CAS000001
Region:	8
Agency Number:	0
Regulatory Measure ID:	509693
Place ID:	Not reported
Order Number:	97-03-DWQ
WDID:	8 36NEC005230
Regulatory Measure Type:	Enrollee
Program Type:	Industrial
Adoption Date Of Regulatory Measure:	Not reported
Effective Date Of Regulatory Measure:	06/14/2019
Termination Date Of Regulatory Measure:	Not reported
Expiration Date Of Regulatory Measure:	Not reported
Discharge Address:	5885 Sierra Ave Suite 200
Discharge Name:	FedEx Supply Chain
Discharge City:	Fontana
Discharge State:	California
Discharge Zip:	92336
Status:	Not reported
Status Date:	Not reported
Operator Name:	Not reported
Operator Address:	Not reported
Operator City:	Not reported
Operator State:	Not reported
Operator Zip:	Not reported

CIWQS:

Name:	FEDEX SUPPLY CHAIN
Address:	5885 SIERRA AVE SUITE 200
City,State,Zip:	FONTANA, CA 92336
Agency:	FedEx Supply Chain
Agency Address:	5885 Sierra Ave Suite 200, Fontana, CA 92336
Place/Project Type:	Industrial - General Warehousing and Storage
SIC/NAICS:	4225
Region:	8
Program:	INDSTW
Regulatory Measure Status:	Active
Regulatory Measure Type:	Storm water industrial
Order Number:	2014-0057-DWQ
WDID:	8 36NEC005230
NPDES Number:	CAS000001
Adoption Date:	Not reported
Effective Date:	06/14/2019
Termination Date:	Not reported
Expiration/Review Date:	Not reported
Design Flow:	Not reported
Major/Minor:	Not reported
Complexity:	Not reported
TTWQ:	Not reported
Enforcement Actions within 5 years:	0
Violations within 5 years:	0
Latitude:	34.14678
Longitude:	-117.42952

FEDEX SUPPLY CHAIN (Continued) **S124440947**

CERS:

Name:	FEDEX SUPPLY CHAIN
Address:	5885 SIERRA AVE SUITE 200
City,State,Zip:	FONTANA, CA 92336
Site ID:	548486
CERS ID:	873328
CERS Description:	Industrial Facility Storm Water

Affiliation:

Affiliation Type Desc:	Owner/Operator
Entity Name:	FedEx Supply Chain
Entity Title:	Operator
Affiliation Address:	5885 Sierra Ave Suite 200
Affiliation City:	Fontana
Affiliation State:	CA
Affiliation Country:	Not reported
Affiliation Zip:	92336
Affiliation Phone:	Not reported

A10 **DAVIS ENTERPRISES** **FINDS** **1023320980**
17010 WINDFLOWER AVE **N/A**
< 1/8 **FONTANA, CA 92336**
1 ft.

Site 8 of 9 in cluster A

Relative: **Higher**

Actual: **1625 ft.**

FINDS:
Registry ID: 110066146860

Click Here:

Environmental Interest/Information System:
RCRAInfo is a national information system that supports the Resource Conservation and Recovery Act (RCRA) program through the tracking of events and activities related to facilities that generate, transport, and treat, store, or dispose of hazardous waste. RCRAInfo allows RCRA program staff to track the notification, permit, compliance, and corrective action activities required under RCRA.
US National Pollutant Discharge Elimination System (NPDES) module of the Compliance Information System (ICIS) tracks surface water permits issued under the Clean Water Act. Under NPDES, all facilities that discharge pollutants from any point source into waters of the United States are required to obtain a permit. The permit will likely contain limits on what can be discharged, impose monitoring and reporting requirements, and include other provisions to ensure that the discharge does not adversely affect water quality.
STATE MASTER

Click this hyperlink while viewing on your computer to access additional FINDS: detail in the EDR Site Report.

A11 **S. J. STEEL INC** **AST** **S106112160**
17010 WINDFLOWER **CERS HAZ WASTE** **N/A**
< 1/8 **FONTANA, CA 92335** **EMI**
1 ft. **San Bern. Co. Permit**
Site 9 of 9 in cluster A **CERS**

Relative:
Higher

Actual:
1625 ft.

AST:

Name:	DAVIS ENTERPRISES
Address:	17010 WINDFLOWER AVE
City/Zip:	FONTANA,
Certified Unified Program Agencies:	San Bernardino
Owner:	DAVIS, TOMMY R
Total Gallons:	7,000
CERSID:	Not reported
Facility ID:	Not reported
Business Name:	Not reported
Phone:	Not reported
Fax:	Not reported
Mailing Address:	Not reported
Mailing Address City:	Not reported
Mailing Address State:	Not reported
Mailing Address Zip Code:	Not reported
Operator Name:	Not reported
Operator Phone:	Not reported
Owner Phone:	Not reported
Owner Mail Address:	Not reported
Owner State:	Not reported
Owner Zip Code:	Not reported
Owner Country:	Not reported
Property Owner Name:	Not reported
Property Owner Phone:	Not reported
Property Owner Mailing Address:	Not reported
Property Owner City:	Not reported
Property Owner Stat :	Not reported
Property Owner Zip Code:	Not reported
Property Owner Country:	Not reported
EPAID:	Not reported

CERS HAZ WASTE:

Name:	DAVIS ENTERPRISES
Address:	17010 WINDFLOWER AVE
City,State,Zip:	FONTANA, CA 92336
Site ID:	110425
CERS ID:	10038457
CERS Description:	Hazardous Waste Generator

EMI:

Name:	S. J. STEEL INC
Address:	17010 WINDFLOWER
City,State,Zip:	FONTANA, CA 92335
Year:	1987
County Code:	36
Air Basin:	SC
Facility ID:	42315
Air District Name:	SC
SIC Code:	3441
Air District Name:	SOUTH COAST AQMD
Community Health Air Pollution Info System:	Not reported

S. J. STEEL INC (Continued) **S106112160**

Consolidated Emission Reporting Rule:	Not reported
Total Organic Hydrocarbon Gases Tons/Yr:	1
Reactive Organic Gases Tons/Yr:	1
Carbon Monoxide Emissions Tons/Yr:	0
NOX - Oxides of Nitrogen Tons/Yr:	0
SOX - Oxides of Sulphur Tons/Yr:	0
Particulate Matter Tons/Yr:	0
Part. Matter 10 Micrometers and Smllr Tons/Yr:	0

Name:	S. J. STEEL INC
Address:	17010 WINDFLOWER AV
City,State,Zip:	FONTANA, CA 92335
Year:	1990
County Code:	36
Air Basin:	SC
Facility ID:	42315
Air District Name:	SC
SIC Code:	344
Air District Name:	SOUTH COAST AQMD
Community Health Air Pollution Info System:	Not reported
Consolidated Emission Reporting Rule:	Not reported
Total Organic Hydrocarbon Gases Tons/Yr:	2
Reactive Organic Gases Tons/Yr:	1
Carbon Monoxide Emissions Tons/Yr:	0
NOX - Oxides of Nitrogen Tons/Yr:	0
SOX - Oxides of Sulphur Tons/Yr:	0
Particulate Matter Tons/Yr:	0
Part. Matter 10 Micrometers and Smllr Tons/Yr:	0

San Bern. Co. Permit:

Name:	DAVIS ENTERPRISES
Address:	17010 WINDFLOWER AVE
City,State,Zip:	FONTANA, CA 92336
Region:	SAN BERNARDINO
Facility ID:	FA0002661
Owner:	Tom Davis
Permit Number:	PT0007600
Permit Category:	SMALL QUANTITY GENERATOR
Facility Status:	ACTIVE
Expiration Date:	09/30/2020

Name:	DAVIS ENTERPRISES
Address:	17010 WINDFLOWER AVE
City,State,Zip:	FONTANA, CA 92336
Region:	SAN BERNARDINO
Facility ID:	FA0002661
Owner:	Tom Davis
Permit Number:	PT0007599
Permit Category:	HAZARDOUS MATERIALS 11-30 CHEMICALS
Facility Status:	ACTIVE
Expiration Date:	09/30/2020

Name:	DAVIS ENTERPRISES
Address:	17010 WINDFLOWER AVE
City,State,Zip:	FONTANA, CA 92336
Region:	SAN BERNARDINO
Facility ID:	FA0002661

S. J. STEEL INC (Continued) **S106112160**

Owner: Tom Davis
Permit Number: PT0019401
Permit Category: APSA 1,320-10,000 GAL FAC CAPACITY
Facility Status: INACTIVE
Expiration Date: 09/30/2019

Name: DAVIS ENTERPRISES
Address: 17010 WINDFLOWER AVE
City,State,Zip: FONTANA, CA 92336
Region: SAN BERNARDINO
Facility ID: FA0002661
Owner: Tom Davis
Permit Number: PT0018409
Permit Category: UW HANDLER WITH ANOTHER CUPA PERMIT
Facility Status: INACTIVE
Expiration Date: 09/30/2017

CERS:
Name: DAVIS ENTERPRISES
Address: 17010 WINDFLOWER AVE
City,State,Zip: FONTANA, CA 92336
Site ID: 110425
CERS ID: 10038457
CERS Description: Chemical Storage Facilities

Violations:
Site ID: 110425
Site Name: DAVIS ENTERPRISES
Violation Date: 1/26/2017
Citation: HSC 6.5 Multiple - California Health and Safety Code, Chapter 6.5, Section(s) Multiple
Violation Description: Hazardous Waste Generator Program - Operations/Maintenance - General
Violation Notes: Returned to compliance on 08/01/2017. Failure to note accumulation start date on labels (CCR 66262.34(f)(2)) USED OIL BULK CONTAINER LACKS AN ACCUMULATION START DATE. IN COMPLIANCE AS OBSERVED DURING THE INSPECTION DATED 8/1/2017. CB
Violation Division: San Bernardino County Fire Department
Violation Program: HW
Violation Source: CERS

Site ID: 110425
Site Name: DAVIS ENTERPRISES
Violation Date: 1/26/2017
Citation: HSC 6.5 Multiple - California Health and Safety Code, Chapter 6.5, Section(s) Multiple
Violation Description: Hazardous Waste Generator Program - Operations/Maintenance - General
Violation Notes: Returned to compliance on 08/01/2017. Failure to determine if waste is hazardous waste (CCR 66262.11) LIQUID WASTE IN DIESEL FUEL "AST" SECONDARY CONTAINMENT AND UNIDENTIFIED 55-GALLON CONTAINERS OF MATERIAL THAT ARE PRESENT ON SITE REQUIRE HAZARDOUS WASTE DETERMINATION. THE WASTE IS NO LONGER PRESENT; TOMMY E. DAVIS STATED THAT THE UNIDENTIFIED HAZARDOUS SUBSTANCES WERE HAZARDOUS MATERIALS AND NOT A HAZARDOUS WASTE.
Violation Division: San Bernardino County Fire Department
Violation Program: HW
Violation Source: CERS

S. J. STEEL INC (Continued) **S106112160**

Site ID: 110425
Site Name: DAVIS ENTERPRISES
Violation Date: 10/16/2013
Citation: HSC 6.67 Multiple - California Health and Safety Code, Chapter 6.67, Section(s) Multiple
Violation Description: Haz Waste Generator Program - Operations/Maintenance - General
Violation Notes: Returned to compliance on 08/01/2017. Failure to note accumulation start date on labels (CCR 66262.34(f)(2)) IN COMPLIANCE AS OBSERVED DURING THE INSPECTION DATED 8/1/2017. CB
Violation Division: San Bernardino County Fire Department
Violation Program: HW
Violation Source: CERS

Site ID: 110425
Site Name: DAVIS ENTERPRISES
Violation Date: 1/26/2017
Citation: HSC 6.5 Multiple - California Health and Safety Code, Chapter 6.5, Section(s) Multiple
Violation Description: Hazardous Waste Generator Program - Operations/Maintenance - General
Violation Notes: Returned to compliance on 08/01/2017. Failure to operate and maintain facility to prevent a fire, spill or release (CCR 66265.31) DIESEL FUEL SECONDARY CONTAINMENT IS FULL OF WASTE LIQUID AND APPEARS TO HAVE OVERFLOWED ON TO THE GROUND. CLEAN UP AND PROPERLY DISPOSE OF SPILLED WASTE LIQUID AND LIQUID WASTE FROM THE SECONDARY CONTAINMENT STRUCTURE. PARTS WASHER WASTE LIQUID SPILL ON THE CONCRETE FLOOR AT THE PARTS WASHER; CLEAN UP THE SPILL AND PROPERLY DISPOSE OF THE WASTE. IN COMPLIANCE AS OBSERVED DURING THE INSPECTION DATED 8/1/2017. CB
Violation Division: San Bernardino County Fire Department
Violation Program: HW
Violation Source: CERS

Site ID: 110425
Site Name: DAVIS ENTERPRISES
Violation Date: 7/17/2019
Citation: HSC 6.95 25508.2 - California Health and Safety Code, Chapter 6.95, Section(s) 25508.2
Violation Description: Failure to annually review and electronically certify that the business plan is complete and accurate on or before the annual due date.
Violation Notes: Returned to compliance on 08/07/2019. OBSERVATION: The last business plan submittal made via CERS was on 1/29/18 CORRECTIVE ACTION: Review and resubmit the business plan via CERS. CERS ID: 10038457
Violation Division: San Bernardino County Fire Department
Violation Program: HMRRP
Violation Source: CERS

Site ID: 110425
Site Name: DAVIS ENTERPRISES
Violation Date: 7/17/2019
Citation: 22 CCR 12 66262.34(f) - California Code of Regulations, Title 22, Chapter 12, Section(s) 66262.34(f)
Violation Description: Failure to properly label hazardous waste accumulation containers and portable tanks with the following requirements: "Hazardous Waste", name and address of the generator, physical and chemical characteristics of the Hazardous Waste, and starting accumulation date.

S. J. STEEL INC (Continued) **S106112160**

Violation Notes: Returned to compliance on 08/06/2019. OBSERVATION: (1) 55 gal drum of diesel and (1) 55 gal drum of used oil filters were observed missing hazardous waste labels. CORRECTIVE ACTION: Label all hazardous waste containers with a complete hazardous waste label. Submit photographs along with the signed certificate of compliance showing the the above hazardous waste containers have been labeled.
Violation Division: San Bernardino County Fire Department
Violation Program: HW
Violation Source: CERS

Site ID: 110425
Site Name: DAVIS ENTERPRISES
Violation Date: 10/16/2013
Citation: HSC 6.67 Multiple - California Health and Safety Code, Chapter 6.67, Section(s) Multiple
Violation Description: Haz Waste Generator Program - Operations/Maintenance - General
Violation Notes: Returned to compliance on 08/01/2017. Failure to inspect Hazardous Waste tank (CCR 66265.195) INSPECTION RECORDS ARE BEING RETAINED AS OBSERVED DURING THE INSPECTION DATED 8/1/2017. CB
Violation Division: San Bernardino County Fire Department
Violation Program: HW
Violation Source: CERS

Site ID: 110425
Site Name: DAVIS ENTERPRISES
Violation Date: 1/26/2017
Citation: HSC 6.5 Multiple - California Health and Safety Code, Chapter 6.5, Section(s) Multiple
Violation Description: Hazardous Waste Generator Program - Administration/Documentation - General
Violation Notes: Returned to compliance on 08/01/2017. Failure to obtain an EPA ID Number (CCR 66262.12(a)) THE ID NUMBER IS INACTIVE. AN ACTIVE HAZARDOUS WASTE ID NUMBER IS CURRENTLY IN USE. CB
Violation Division: San Bernardino County Fire Department
Violation Program: HW
Violation Source: CERS

Site ID: 110425
Site Name: DAVIS ENTERPRISES
Violation Date: 10/16/2013
Citation: HSC 6.67 Multiple - California Health and Safety Code, Chapter 6.67, Section(s) Multiple
Violation Description: Haz Waste Generator Program - Operations/Maintenance - General
Violation Notes: Returned to compliance on 10/16/2013. Failure to establish a Contingency Plan (CCR 66265.51(a)) BP UPDATE WAS SUBMITTED ON 12/31/2012. CB
Violation Division: San Bernardino County Fire Department
Violation Program: HW
Violation Source: CERS

Site ID: 110425
Site Name: DAVIS ENTERPRISES
Violation Date: 10/16/2013
Citation: HSC 6.67 Multiple - California Health and Safety Code, Chapter 6.67, Section(s) Multiple
Violation Description: Haz Waste Generator Program - Administration/Documentation - General
Violation Notes: Returned to compliance on 08/01/2017. Failure to retain Hazardous

S. J. STEEL INC (Continued) **S106112160**

Waste Manifests for at least 3 years (CCR 66262.40(a)) RECORDS ARE BEING RETAINED AS OBSERVED DURING THE INSPECTION DATED 8/1/2017. CB

Violation Division: San Bernardino County Fire Department
Violation Program: HW
Violation Source: CERS

Site ID: 110425
Site Name: DAVIS ENTERPRISES
Violation Date: 7/17/2019
Citation: HSC 6.5 25123.3(h)(1) - California Health and Safety Code, Chapter 6.5, Section(s) 25123.3(h)(1)
Violation Description: Failure to send hazardous waste offsite for treatment, storage, or disposal within 180 days (or 270 days if waste is transported over 200 miles) for a generator who generates less than 1000 kilogram per month if all of the following conditions are met: (1) The quantity of hazardous waste accumulated onsite never exceeds 6,000 kilograms. (2) The generator complies with the requirements of 40 Code of Federal Regulations section 262.34(d), (e) and (f). (3) The generator does not hold acutely hazardous waste or extremely hazardous waste in an amount greater than one kilogram for more than 90 days.
Violation Notes: Returned to compliance on 08/06/2019. OBSERVATION: At the time of inspection it could not be determined how long the (1) 55 gal drum of waste diesel and (1) 55 gal drum of used oil filters have been stored on site. The (1) 55 gal drum of waste diesel and (4) 55 gal drums of waste paint were missing an accumulation start date and hazardous waste disposal records were not available for review. CORRECTIVE ACTION: The 180 day accumulation time frame is considered met. Remove the above containers with an approved hauler and submit a copy of the waste disposal record along with the signed certificate of compliance.
Violation Division: San Bernardino County Fire Department
Violation Program: HW
Violation Source: CERS

Site ID: 110425
Site Name: DAVIS ENTERPRISES
Violation Date: 10/16/2013
Citation: HSC 6.67 Multiple - California Health and Safety Code, Chapter 6.67, Section(s) Multiple
Violation Description: Haz Waste Generator Program - Operations/Maintenance - General
Violation Notes: Returned to compliance on 08/01/2017. Failure to manage hazardous waste lawfully (CHSC 25154) IN COMPLIANCE AS OBSERVED DURING THE INSPECTION DATED 8/1/2017. CB
Violation Division: San Bernardino County Fire Department
Violation Program: HW
Violation Source: CERS

Site ID: 110425
Site Name: DAVIS ENTERPRISES
Violation Date: 1/26/2017
Citation: HSC 6.5 Multiple - California Health and Safety Code, Chapter 6.5, Section(s) Multiple
Violation Description: Hazardous Waste Generator Program - Operations/Maintenance - General
Violation Notes: Returned to compliance on 08/01/2017. Failure to complete hazardous waste labels (CCR 66262.34(f)(3)) USED OIL BULK CONTAINER LACKS AN ACCUMULATION START DATE. IN COMPLIANCE AS OBSERVED DURING THE INSPECTION DATED 8/1/2017. CB
Violation Division: San Bernardino County Fire Department

S. J. STEEL INC (Continued) **S106112160**

Violation Program: HW
Violation Source: CERS

Site ID: 110425
Site Name: DAVIS ENTERPRISES
Violation Date: 10/16/2013
Citation: HSC 6.67 Multiple - California Health and Safety Code, Chapter 6.67, Section(s) Multiple
Violation Description: Haz Waste Generator Program - Operations/Maintenance - General
Violation Notes: Returned to compliance on 08/01/2017. Failure to manage used oil lawfully (CHSC 25250.4) IN COMPLIANCE AS OBSERVED DURING THE INSPECTION DATED 8/1/2017. CB
Violation Division: San Bernardino County Fire Department
Violation Program: HW
Violation Source: CERS

Site ID: 110425
Site Name: DAVIS ENTERPRISES
Violation Date: 1/26/2017
Citation: HSC 6.5 Multiple - California Health and Safety Code, Chapter 6.5, Section(s) Multiple
Violation Description: Hazardous Waste Generator Program - Training - General
Violation Notes: Returned to compliance on 08/01/2017. Failure to train facility personnel in hazardous waste management procedures (CCR 66265.16) TRAINING DOCUMENTATION RECORDS WERE NOT AVAILABLE FOR EXAMINATION. SAFETY TRAINING RECORDS ARE BEING RETAINED AS OBSERVED DURING THE INSPECTION DATED 8/1/2017. CB
Violation Division: San Bernardino County Fire Department
Violation Program: HW
Violation Source: CERS

Site ID: 110425
Site Name: DAVIS ENTERPRISES
Violation Date: 1/26/2017
Citation: HSC 6.95 25508.2 - California Health and Safety Code, Chapter 6.95, Section(s) 25508.2
Violation Description: Failure to annually review and electronically certify that the business plan is complete and accurate on or before the annual due date.
Violation Notes: Returned to compliance on 08/07/2019. THIS IS A CONTINUING VIOLATION.
Violation Division: San Bernardino County Fire Department
Violation Program: HMRRP
Violation Source: CERS

Site ID: 110425
Site Name: DAVIS ENTERPRISES
Violation Date: 10/16/2013
Citation: HSC 6.67 Multiple - California Health and Safety Code, Chapter 6.67, Section(s) Multiple
Violation Description: Haz Waste Generator Program - Operations/Maintenance - General
Violation Notes: Returned to compliance on 08/01/2017. Failure to inspect Hazardous Waste container storage areas weekly (CCR 66265.174) INSPECTION RECORDS ARE BEING RETAINED AS OBSERVED DURING THE INSPECTION DATED 8/1/2017. CB
Violation Division: San Bernardino County Fire Department
Violation Program: HW
Violation Source: CERS

S. J. STEEL INC (Continued) **S106112160**

Site ID: 110425
Site Name: DAVIS ENTERPRISES
Violation Date: 1/26/2017
Citation: HSC 6.5 25250.22 - California Health and Safety Code, Chapter 6.5, Section(s) 25250.22
Violation Description: Failure to properly manage used oil and/or fuel filters in accordance with the requirements.
Violation Notes: Returned to compliance on 08/01/2017. THE CONTAINER LACKS THE REQUIRED LABELING. IN COMPLIANCE AS OBSERVED DURING THE INSPECTION DATED 8/1/2017. CB
Violation Division: San Bernardino County Fire Department
Violation Program: HW
Violation Source: CERS

Site ID: 110425
Site Name: DAVIS ENTERPRISES
Violation Date: 10/16/2013
Citation: HSC 6.67 Multiple - California Health and Safety Code, Chapter 6.67, Section(s) Multiple
Violation Description: Haz Waste Generator Program - Operations/Maintenance - General
Violation Notes: Returned to compliance on 08/01/2017. Failure to complete hazardous waste labels (CCR 66262.34(f)(3)) IN COMPLIANCE AS OBSERVED DURING THE INSPECTION DATED 8/1/2017. CB
Violation Division: San Bernardino County Fire Department
Violation Program: HW
Violation Source: CERS

Site ID: 110425
Site Name: DAVIS ENTERPRISES
Violation Date: 1/26/2017
Citation: HSC 6.67 25270.4.5(a) - California Health and Safety Code, Chapter 6.67, Section(s) 25270.4.5(a)
Violation Description: Failure to prepare and implement a Spill Prevention Control and Countermeasure (SPCC) Plan.
Violation Notes: Returned to compliance on 07/17/2019. THIS IS A CONTINUING VIOLATION.
Violation Division: San Bernardino County Fire Department
Violation Program: APSA
Violation Source: CERS

Site ID: 110425
Site Name: DAVIS ENTERPRISES
Violation Date: 10/16/2013
Citation: HSC 6.67 Multiple - California Health and Safety Code, Chapter 6.67, Section(s) Multiple
Violation Description: Haz Waste Generator Program - Operations/Maintenance - General
Violation Notes: Returned to compliance on 08/01/2017. Failure to label hazardous waste containers (CCR 66262.34(f)(3)) IN COMPLIANCE AS OBSERVED DURING THE INSPECTION DATED 8/1/2017. CB
Violation Division: San Bernardino County Fire Department
Violation Program: HW
Violation Source: CERS

Site ID: 110425
Site Name: DAVIS ENTERPRISES
Violation Date: 7/17/2019
Citation: 22 CCR 12 66262.12 - California Code of Regulations, Title 22, Chapter 12, Section(s) 66262.12

S. J. STEEL INC (Continued) **S106112160**

Violation Description: Failure to obtain an Identification Number prior to treating, storing, disposing of, transporting or offering for transportation any hazardous waste.
Violation Notes: Returned to compliance on 07/30/2019. OBSERVATION: At the time of inspection, EPA ID #CAL000221062 was inactive. CORRECTIVE ACTION: Reactivate EPA ID# CAL000221062 by submitting form 1358 to California Department of Toxic Substances Control (DTSC).
Violation Division: San Bernardino County Fire Department
Violation Program: HW
Violation Source: CERS

Site ID: 110425
Site Name: DAVIS ENTERPRISES
Violation Date: 1/26/2017
Citation: HSC 6.95 25505(a)(4) - California Health and Safety Code, Chapter 6.95, Section(s) 25505(a)(4)
Violation Description: Failure to provide initial and annual training to all employees in safety procedures in the event of a release or threatened release of a hazardous material or failure to document and maintain training records for a minimum of three years.
Violation Notes: Returned to compliance on 08/01/2017. TRAINING DOCUMENTATION RECORDS WERE NOT AVAILABLE FOR EXAMINATION. IN COMPLIANCE AS OBSERVED DURING THE INSPECTION DATED 8/1/2017. CB
Violation Division: San Bernardino County Fire Department
Violation Program: HMRRP
Violation Source: CERS

Site ID: 110425
Site Name: DAVIS ENTERPRISES
Violation Date: 10/16/2013
Citation: HSC 6.67 Multiple - California Health and Safety Code, Chapter 6.67, Section(s) Multiple
Violation Description: Haz Waste Generator Program - Administration/Documentation - General
Violation Notes: Returned to compliance on 08/01/2017. Failure to maintain used oil disposal receipts for at least 3 years (CHSC 25160.2(b)(3)) RECORDS ARE BEING RETAINED AS OBSERVED DURING THE INSPECTION DATED 8/1/2017. CB
Violation Division: San Bernardino County Fire Department
Violation Program: HW
Violation Source: CERS

Site ID: 110425
Site Name: DAVIS ENTERPRISES
Violation Date: 7/17/2019
Citation: 22 CCR 12 66262.11 - California Code of Regulations, Title 22, Chapter 12, Section(s) 66262.11
Violation Description: Failure to determine if wastes generated are hazardous waste by using generator knowledge or applying testing method.
Violation Notes: Returned to compliance on 08/06/2019. OBSERVATION: ~ (11) 55 gal drums of unknowns were observed throughout the facility. Operator was unsure of contents inside the drums. CORRECTIVE ACTION: Conduct hazardous waste determination on the (11) 55 gal drums of unknown by using generator knowledge or by applying testing methods. If unknowns are determined to be hazardous waste, then remove the drums by an approved hauler and submit waste disposal records.
Violation Division: San Bernardino County Fire Department
Violation Program: HW

S. J. STEEL INC (Continued) **S106112160**

Violation Source: CERS

Site ID: 110425
Site Name: DAVIS ENTERPRISES
Violation Date: 7/17/2019
Citation: HSC 6.5 25160.2 - California Health and Safety Code, Chapter 6.5, Section(s) 25160.2
Violation Description: Failure of a generator of hazardous waste that meets the conditions to be transported on a consolidated manifest to comply with one or more of the required consolidated manifesting procedures and retain copies of receipts for three years.
Violation Notes: Returned to compliance on 08/06/2019. OBSERVATION: Hazardous waste disposal records for used oil, used oil filters, and waste paint were not available for review at the time of inspection. CORRECTIVE ACTION: Submit most recent waste disposal record for the used oil, used oil filters, and waste paint. Maintain records for three years.
Violation Division: San Bernardino County Fire Department
Violation Program: HW
Violation Source: CERS

Evaluation:
Eval General Type: Compliance Evaluation Inspection
Eval Date: 01-26-2017
Violations Found: Yes
Eval Type: Routine done by local agency
Eval Notes: REGULAR INSPECTION
Eval Division: San Bernardino County Fire Department
Eval Program: HMRRP
Eval Source: CERS

Eval General Type: Compliance Evaluation Inspection
Eval Date: 07-17-2019
Violations Found: No
Eval Type: Routine done by local agency
Eval Notes: Not reported
Eval Division: San Bernardino County Fire Department
Eval Program: APSA
Eval Source: CERS

Eval General Type: Compliance Evaluation Inspection
Eval Date: 07-17-2019
Violations Found: Yes
Eval Type: Routine done by local agency
Eval Notes: Not reported
Eval Division: San Bernardino County Fire Department
Eval Program: HMRRP
Eval Source: CERS

Eval General Type: Other/Unknown
Eval Date: 08-01-2017
Violations Found: No
Eval Type: Other, not routine, done by local agency
Eval Notes: REINSPECTION
Eval Division: San Bernardino County Fire Department
Eval Program: HMRRP
Eval Source: CERS

S. J. STEEL INC (Continued) **S106112160**

Eval General Type:	Other/Unknown
Eval Date:	08-01-2017
Violations Found:	No
Eval Type:	Other, not routine, done by local agency
Eval Notes:	REINSPECTION
Eval Division:	San Bernardino County Fire Department
Eval Program:	HW
Eval Source:	CERS

Eval General Type:	Compliance Evaluation Inspection
Eval Date:	10-16-2013
Violations Found:	No
Eval Type:	Routine done by local agency
Eval Notes:	DAVIS ENT INSPECTION
Eval Division:	San Bernardino County Fire Department
Eval Program:	APSA
Eval Source:	CERS

Eval General Type:	Compliance Evaluation Inspection
Eval Date:	01-26-2017
Violations Found:	Yes
Eval Type:	Routine done by local agency
Eval Notes:	REGULAR INSPECTION.
Eval Division:	San Bernardino County Fire Department
Eval Program:	HW
Eval Source:	CERS

Eval General Type:	Other/Unknown
Eval Date:	08-01-2017
Violations Found:	No
Eval Type:	Other, not routine, done by local agency
Eval Notes:	REINSPECTION
Eval Division:	San Bernardino County Fire Department
Eval Program:	APSA
Eval Source:	CERS

Eval General Type:	Compliance Evaluation Inspection
Eval Date:	10-16-2013
Violations Found:	No
Eval Type:	Routine done by local agency
Eval Notes:	DAVIS ENT INSPECTION
Eval Division:	San Bernardino County Fire Department
Eval Program:	HMRRP
Eval Source:	CERS

Eval General Type:	Compliance Evaluation Inspection
Eval Date:	01-26-2017
Violations Found:	Yes
Eval Type:	Routine done by local agency
Eval Notes:	REGULAR INSPECTION.
Eval Division:	San Bernardino County Fire Department
Eval Program:	APSA
Eval Source:	CERS

Eval General Type:	Compliance Evaluation Inspection
Eval Date:	07-17-2019
Violations Found:	Yes

S. J. STEEL INC (Continued) **S106112160**

Eval Type:	Routine done by local agency
Eval Notes:	Not reported
Eval Division:	San Bernardino County Fire Department
Eval Program:	HW
Eval Source:	CERS
Eval General Type:	Compliance Evaluation Inspection
Eval Date:	10-16-2013
Violations Found:	Yes
Eval Type:	Routine done by local agency
Eval Notes:	DAVIS ENT INSPECTION
Eval Division:	San Bernardino County Fire Department
Eval Program:	HW
Eval Source:	CERS

Enforcement Action:

Site ID:	110425
Site Name:	DAVIS ENTERPRISES
Site Address:	17010 WINDFLOWER AVE
Site City:	FONTANA
Site Zip:	92336
Enf Action Date:	01-26-2017
Enf Action Type:	Notice of Violation (Unified Program)
Enf Action Description:	Notice of Violation Issued by the Inspector at the Time of Inspection
Enf Action Notes:	Not reported
Enf Action Division:	San Bernardino County Fire Department
Enf Action Program:	APSA
Enf Action Source:	CERS
Site ID:	110425
Site Name:	DAVIS ENTERPRISES
Site Address:	17010 WINDFLOWER AVE
Site City:	FONTANA
Site Zip:	92336
Enf Action Date:	01-26-2017
Enf Action Type:	Notice of Violation (Unified Program)
Enf Action Description:	Notice of Violation Issued by the Inspector at the Time of Inspection
Enf Action Notes:	Not reported
Enf Action Division:	San Bernardino County Fire Department
Enf Action Program:	HMRRP
Enf Action Source:	CERS
Site ID:	110425
Site Name:	DAVIS ENTERPRISES
Site Address:	17010 WINDFLOWER AVE
Site City:	FONTANA
Site Zip:	92336
Enf Action Date:	01-26-2017
Enf Action Type:	Notice of Violation (Unified Program)
Enf Action Description:	Notice of Violation Issued by the Inspector at the Time of Inspection
Enf Action Notes:	Not reported
Enf Action Division:	San Bernardino County Fire Department
Enf Action Program:	HW
Enf Action Source:	CERS
Site ID:	110425
Site Name:	DAVIS ENTERPRISES

S. J. STEEL INC (Continued) **S106112160**

Site Address:	17010 WINDFLOWER AVE
Site City:	FONTANA
Site Zip:	92336
Enf Action Date:	10-16-2013
Enf Action Type:	Notice of Violation (Unified Program)
Enf Action Description:	Notice of Violation Issued by the Inspector at the Time of Inspection
Enf Action Notes:	Not reported
Enf Action Division:	San Bernardino County Fire Department
Enf Action Program:	HW
Enf Action Source:	CERS

Coordinates:

Site ID:	110425
Facility Name:	DAVIS ENTERPRISES
Env Int Type Code:	HMBP
Program ID:	10038457
Coord Name:	Not reported
Ref Point Type Desc:	Unknown
Latitude:	34.146400
Longitude:	-117.433258

Affiliation:

Affiliation Type Desc:	Document Preparer
Entity Name:	Michelle Ward
Entity Title:	Not reported
Affiliation Address:	Not reported
Affiliation City:	Not reported
Affiliation State:	Not reported
Affiliation Country:	Not reported
Affiliation Zip:	Not reported
Affiliation Phone:	Not reported

Affiliation Type Desc:	Environmental Contact
Entity Name:	TOM DAVIS
Entity Title:	Not reported
Affiliation Address:	17010 WINDFLOWER AVE
Affiliation City:	FONTANA
Affiliation State:	CA
Affiliation Country:	Not reported
Affiliation Zip:	92336
Affiliation Phone:	Not reported

Affiliation Type Desc:	Facility Mailing Address
Entity Name:	Mailing Address
Entity Title:	Not reported
Affiliation Address:	17010 WINDFLOWER AVE
Affiliation City:	FONTANA
Affiliation State:	CA
Affiliation Country:	Not reported
Affiliation Zip:	92336
Affiliation Phone:	Not reported

Affiliation Type Desc:	Operator
Entity Name:	TOM DAVIS
Entity Title:	Not reported
Affiliation Address:	Not reported

S. J. STEEL INC (Continued) **S106112160**

Affiliation City:	Not reported
Affiliation State:	Not reported
Affiliation Country:	Not reported
Affiliation Zip:	Not reported
Affiliation Phone:	(909) 770-2702

Affiliation Type Desc:	Property Owner
Entity Name:	Tom Davis
Entity Title:	Not reported
Affiliation Address:	17010 Windflower Ave.
Affiliation City:	Fontana
Affiliation State:	CA
Affiliation Country:	United States
Affiliation Zip:	92336
Affiliation Phone:	(909) 770-2702

Affiliation Type Desc:	Identification Signer
Entity Name:	TOM DAVIS
Entity Title:	OWNER
Affiliation Address:	Not reported
Affiliation City:	Not reported
Affiliation State:	Not reported
Affiliation Country:	Not reported
Affiliation Zip:	Not reported
Affiliation Phone:	Not reported

Affiliation Type Desc:	Legal Owner
Entity Name:	TOM DAVIS
Entity Title:	Not reported
Affiliation Address:	17010 Windflower Ave.
Affiliation City:	FONTANA
Affiliation State:	CA
Affiliation Country:	United States
Affiliation Zip:	92336
Affiliation Phone:	(909) 770-2702

Affiliation Type Desc:	CUPA District
Entity Name:	San Bernardino County Fire
Entity Title:	Not reported
Affiliation Address:	620 South E Street
Affiliation City:	San Bernardino
Affiliation State:	CA
Affiliation Country:	Not reported
Affiliation Zip:	92415-0153
Affiliation Phone:	(909) 386-8401

Affiliation Type Desc:	Parent Corporation
Entity Name:	DAVIS ENTERPRISES
Entity Title:	Not reported
Affiliation Address:	Not reported
Affiliation City:	Not reported
Affiliation State:	Not reported
Affiliation Country:	Not reported
Affiliation Zip:	Not reported
Affiliation Phone:	Not reported

B12 **FEDEX FULFILLMENT** **HAZNET** **S117846910**
5885 SIERRA AVE STE 200 **NPDES** **N/A**
< 1/8 **FONTANA, CA 92336** **San Bern. Co. Permit**
1 ft. **CIWQS**
Site 3 of 5 in cluster B **CERS**
HWTS

Relative:
Lower

Actual:
1613 ft.

HAZNET:

Name:	FEDEX FULFILLMENT
Address:	5885 SIERRA AVE STE 200
Address 2:	Not reported
City,State,Zip:	FONTANA, CA 92336
Contact:	DANNY P MURDOCK
Telephone:	9094296201
Mailing Name:	Not reported
Mailing Address:	5885 SIERRA AVE STE 200
Year:	2019
Gepaid:	CAR000275487
TSD EPA ID:	CAD008302903
CA Waste Code:	135 - Unspecified aqueous solution
Disposal Method:	H141 - Storage, Bulking, And/Or Transfer Off Site--No Treatment/Reovery (H010-H129) Or (H131-H135)
Tons:	1.05000
Year:	2019
Gepaid:	CAR000275487
TSD EPA ID:	TXD000838896
CA Waste Code:	331 - Off-specification, aged or surplus organics
Disposal Method:	H040 - Incineration--Thermal Destruction Other Than Use As A Fuel
Tons:	0.32500
Year:	2018
Gepaid:	CAR000275487
TSD EPA ID:	CAD008302903
CA Waste Code:	135 - Unspecified aqueous solution
Disposal Method:	H141 - Storage, Bulking, And/Or Transfer Off Site--No Treatment/Reovery (H010-H129) Or (H131-H135)
Tons:	0.86100
Year:	2018
Gepaid:	CAR000275487
TSD EPA ID:	CAD008302903
CA Waste Code:	331 - Off-specification, aged or surplus organics
Disposal Method:	H141 - Storage, Bulking, And/Or Transfer Off Site--No Treatment/Reovery (H010-H129) Or (H131-H135)
Tons:	0.89350
Year:	2018
Gepaid:	CAR000275487
TSD EPA ID:	CAD008302903
CA Waste Code:	352 - Other organic solids
Disposal Method:	H141 - Storage, Bulking, And/Or Transfer Off Site--No Treatment/Reovery (H010-H129) Or (H131-H135)
Tons:	0.14250
Year:	2018
Gepaid:	CAR000275487
TSD EPA ID:	CAD008302903

FEDEX FULFILLMENT (Continued) **S117846910**

CA Waste Code:	551 - Laboratory waste chemicals
Disposal Method:	H141 - Storage, Bulking, And/Or Transfer Off Site--No Treatment/Reovery (H010-H129) Or (H131-H135)
Tons:	0.03750
Year:	2017
Gepaid:	CAR000275487
TSD EPA ID:	CAD008302903
CA Waste Code:	135 - Unspecified aqueous solution
Disposal Method:	H141 - Storage, Bulking, And/Or Transfer Off Site--No Treatment/Reovery (H010-H129) Or (H131-H135)
Tons:	0.63

Additional Info:

Year:	2017
Gen EPA ID:	CAR000275487
Shipment Date:	20171116
Creation Date:	5/30/2018 18:33:39
Receipt Date:	20171116
Manifest ID:	001363098VES
Trans EPA ID:	CAR000172460
Trans Name:	ENVIRONMENTAL LOGISTICS
Trans 2 EPA ID:	Not reported
Trans 2 Name:	Not reported
TSDF EPA ID:	CAD008302903
Trans Name:	VEOLIA ES TECHNICAL SOLUTIONS LLC
TSDF Alt EPA ID:	Not reported
TSDF Alt Name:	Not reported
Waste Code Description:	135 - Unspecified aqueous solution
RCRA Code:	Not reported
Meth Code:	H141 - Storage, Bulking, And/Or Transfer Off Site--No Treatment/Reovery (H010-H129) Or (H131-H135)
Quantity Tons:	0.63
Waste Quantity:	150
Quantity Unit:	G
Additional Code 1:	Not reported
Additional Code 2:	Not reported
Additional Code 3:	Not reported
Additional Code 4:	Not reported
Additional Code 5:	Not reported

NPDES:

Name:	SIERRA COMMERCE CENTER PHASE II
Address:	5885 SIERRA AVENUE
City,State,Zip:	FONTANA, CA 92336
Facility Status:	Not reported
NPDES Number:	Not reported
Region:	Not reported
Agency Number:	Not reported
Regulatory Measure ID:	Not reported
Place ID:	Not reported
Order Number:	Not reported
WDID:	8 36C372799
Regulatory Measure Type:	Construction

FEDEX FULFILLMENT (Continued) **S117846910**

Program Type:	Not reported
Adoption Date Of Regulatory Measure:	Not reported
Effective Date Of Regulatory Measure:	Not reported
Termination Date Of Regulatory Measure:	Not reported
Expiration Date Of Regulatory Measure:	Not reported
Discharge Address:	Not reported
Discharge Name:	Not reported
Discharge City:	Not reported
Discharge State:	Not reported
Discharge Zip:	Not reported
Status:	Terminated
Status Date:	10/20/2016
Operator Name:	5885 Sierra Avenue Investors LLC
Operator Address:	6272 E Pacific Coast Highway
Operator City:	Long Beach
Operator State:	California
Operator Zip:	90803

NPDES as of 03/2018:

NPDES Number:	CAS000002
Status:	Terminated
Agency Number:	0
Region:	8
Regulatory Measure ID:	454688
Order Number:	2009-0009-DWQ
Regulatory Measure Type:	Enrollee
Place ID:	Not reported
WDID:	8 36C372799
Program Type:	Construction
Adoption Date Of Regulatory Measure:	Not reported
Effective Date Of Regulatory Measure:	04/30/2015
Expiration Date Of Regulatory Measure:	Not reported
Termination Date Of Regulatory Measure:	10/10/2016
Discharge Name:	5885 Sierra Avenue Investors LLC
Discharge Address:	6272 E Pacific Coast Highway
Discharge City:	Long Beach
Discharge State:	California
Discharge Zip:	90803
Received Date:	Not reported
Processed Date:	Not reported
Status:	Not reported
Status Date:	Not reported
Place Size:	Not reported
Place Size Unit:	Not reported
Contact:	Not reported
Contact Title:	Not reported
Contact Phone:	Not reported
Contact Phone Ext:	Not reported
Contact Email:	Not reported
Operator Name:	Not reported
Operator Address:	Not reported
Operator City:	Not reported
Operator State:	Not reported
Operator Zip:	Not reported
Operator Contact:	Not reported
Operator Contact Title:	Not reported
Operator Contact Phone:	Not reported
Operator Contact Phone Ext:	Not reported

FEDEX FULFILLMENT (Continued) **S117846910**

Operator Contact Email:	Not reported
Operator Type:	Not reported
Developer:	Not reported
Developer Address:	Not reported
Developer City:	Not reported
Developer State:	Not reported
Developer Zip:	Not reported
Developer Contact:	Not reported
Developer Contact Title:	Not reported
Constype Linear Utility Ind:	Not reported
Emergency Phone:	Not reported
Emergency Phone Ext:	Not reported
Constype Above Ground Ind:	Not reported
Constype Below Ground Ind:	Not reported
Constype Cable Line Ind:	Not reported
Constype Comm Line Ind:	Not reported
Constype Commertial Ind:	Not reported
Constype Electrical Line Ind:	Not reported
Constype Gas Line Ind:	Not reported
Constype Industrial Ind:	Not reported
Constype Other Description:	Not reported
Constype Other Ind:	Not reported
Constype Recons Ind:	Not reported
Constype Residential Ind:	Not reported
Constype Transport Ind:	Not reported
Constype Utility Description:	Not reported
Constype Utility Ind:	Not reported
Constype Water Sewer Ind:	Not reported
Dir Discharge Uswater Ind:	Not reported
Receiving Water Name:	Not reported
Certifier:	Not reported
Certifier Title:	Not reported
Certification Date:	Not reported
Primary Sic:	Not reported
Secondary Sic:	Not reported
Tertiary Sic:	Not reported
NPDES Number:	Not reported
Status:	Not reported
Agency Number:	Not reported
Region:	8
Regulatory Measure ID:	454688
Order Number:	Not reported
Regulatory Measure Type:	Construction
Place ID:	Not reported
WDID:	8 36C372799
Program Type:	Not reported
Adoption Date Of Regulatory Measure:	Not reported
Effective Date Of Regulatory Measure:	Not reported
Expiration Date Of Regulatory Measure:	Not reported
Termination Date Of Regulatory Measure:	10/10/2016
Discharge Name:	Not reported
Discharge Address:	Not reported
Discharge City:	Not reported
Discharge State:	Not reported
Discharge Zip:	Not reported
Received Date:	04/29/2015

FEDEX FULFILLMENT (Continued) **S117846910**

Processed Date:	04/30/2015
Status:	Terminated
Status Date:	10/20/2016
Place Size:	38.3
Place Size Unit:	Acres
Contact:	John Grace
Contact Title:	Not reported
Contact Phone:	951-796-4376
Contact Phone Ext:	Not reported
Contact Email:	johng@pac-industrial.com
Operator Name:	5885 Sierra Avenue Investors LLC
Operator Address:	6272 E Pacific Coast Highway
Operator City:	Long Beach
Operator State:	California
Operator Zip:	90803
Operator Contact:	John Grace
Operator Contact Title:	Not reported
Operator Contact Phone:	951-796-4376
Operator Contact Phone Ext:	Not reported
Operator Contact Email:	johng@pac-industrial.com
Operator Type:	Private Business
Developer:	5885 Sierra Avenue Investors LLC
Developer Address:	6272 E Pacific Coast Highway
Developer City:	Long Beach
Developer State:	California
Developer Zip:	90803
Developer Contact:	John Grace
Developer Contact Title:	Not reported
Constype Linear Utility Ind:	N
Emergency Phone:	Not reported
Emergency Phone Ext:	Not reported
Constype Above Ground Ind:	N
Constype Below Ground Ind:	N
Constype Cable Line Ind:	N
Constype Comm Line Ind:	N
Constype Commertial Ind:	N
Constype Electrical Line Ind:	N
Constype Gas Line Ind:	N
Constype Industrial Ind:	Y
Constype Other Description:	Not reported
Constype Other Ind:	N
Constype Recons Ind:	N
Constype Residential Ind:	N
Constype Transport Ind:	N
Constype Utility Description:	Not reported
Constype Utility Ind:	N
Constype Water Sewer Ind:	N
Dir Discharge Uswater Ind:	N
Receiving Water Name:	Not reported
Certifier:	John Grace
Certifier Title:	Mr
Certification Date:	29-APR-15
Primary Sic:	Not reported
Secondary Sic:	Not reported
Tertiary Sic:	Not reported

FEDEX FULFILLMENT (Continued) **S117846910**

San Bern. Co. Permit:

Name:	FEDEX SUPPLY CHAIN, FULFILLMENT INC. FONTANA
Address:	5885 SIERRA AVE # S-200
City,State,Zip:	FONTANA, CA 92336
Region:	SAN BERNARDINO
Facility ID:	FA0017775
Owner:	FedEx Supply Chain
Permit Number:	PT0038483
Permit Category:	HAZARDOUS MATERIALS 1-3 CHEMICALS SPECIAL
Facility Status:	ACTIVE
Expiration Date:	08/31/2020

CIWQS:

Name:	SIERRA COMMERCE CENTER PHASE II
Address:	5885 SIERRA AVENUE
City,State,Zip:	FONTANA, CA 92336
Agency:	5885 Sierra Avenue Investors LLC
Agency Address:	6272 E Pacific Coast Highway Suite E, Long Beach, CA 90803
Place/Project Type:	Construction - Industrial
SIC/NAICS:	Not reported
Region:	8
Program:	CONSTW
Regulatory Measure Status:	Terminated
Regulatory Measure Type:	Storm water construction
Order Number:	2009-0009-DWQ
WDID:	8 36C372799
NPDES Number:	CAS000002
Adoption Date:	Not reported
Effective Date:	04/30/2015
Termination Date:	10/10/2016
Expiration/Review Date:	Not reported
Design Flow:	Not reported
Major/Minor:	Not reported
Complexity:	Not reported
TTWQ:	Not reported
Enforcement Actions within 5 years:	1
Violations within 5 years:	1
Latitude:	34.13975
Longitude:	-117.43614

CERS:

Name:	FEDEX SUPPLY CHAIN, FULFILLMENT INC. FONTANA
Address:	5885 SIERRA AVE # S-200
City,State,Zip:	FONTANA, CA 92336
Site ID:	433908
CERS ID:	10756474
CERS Description:	Chemical Storage Facilities

Evaluation:

Eval General Type:	Compliance Evaluation Inspection
Eval Date:	12-20-2019
Violations Found:	No
Eval Type:	Routine done by local agency
Eval Notes:	Not reported
Eval Division:	San Bernardino County Fire Department
Eval Program:	HMRRP

FEDEX FULFILLMENT (Continued) **S117846910**

Eval Source: CERS

Affiliation:

Affiliation Type Desc:	CUPA District
Entity Name:	San Bernardino County Fire
Entity Title:	Not reported
Affiliation Address:	620 South E Street
Affiliation City:	San Bernardino
Affiliation State:	CA
Affiliation Country:	Not reported
Affiliation Zip:	92415-0153
Affiliation Phone:	(909) 386-8401

Affiliation Type Desc:	Facility Mailing Address
Entity Name:	Mailing Address
Entity Title:	Not reported
Affiliation Address:	5885 Sierra Ave # S-200
Affiliation City:	Fontana
Affiliation State:	CA
Affiliation Country:	Not reported
Affiliation Zip:	92336
Affiliation Phone:	Not reported

Affiliation Type Desc:	Operator
Entity Name:	FedEx Supply Chain
Entity Title:	Not reported
Affiliation Address:	Not reported
Affiliation City:	Not reported
Affiliation State:	Not reported
Affiliation Country:	Not reported
Affiliation Zip:	Not reported
Affiliation Phone:	(909) 429-6201

Affiliation Type Desc:	Parent Corporation
Entity Name:	FedEx Supply Chain
Entity Title:	Not reported
Affiliation Address:	Not reported
Affiliation City:	Not reported
Affiliation State:	Not reported
Affiliation Country:	Not reported
Affiliation Zip:	Not reported
Affiliation Phone:	Not reported

Affiliation Type Desc:	Property Owner
Entity Name:	Pacific Industrial
Entity Title:	Not reported
Affiliation Address:	6272 E. Pacific Coast Highway, Suite #E
Affiliation City:	Long Beach
Affiliation State:	CA
Affiliation Country:	United States
Affiliation Zip:	90803
Affiliation Phone:	(949) 280-5702

Affiliation Type Desc:	Environmental Contact
Entity Name:	Derek Walker
Entity Title:	Not reported
Affiliation Address:	5885 Sierra Ave # S-200

FEDEX FULFILLMENT (Continued) **S117846910**

Affiliation City:	Fontana
Affiliation State:	CA
Affiliation Country:	Not reported
Affiliation Zip:	92336
Affiliation Phone:	Not reported

Affiliation Type Desc:	Document Preparer
Entity Name:	Josh Rusko
Entity Title:	Not reported
Affiliation Address:	Not reported
Affiliation City:	Not reported
Affiliation State:	Not reported
Affiliation Country:	Not reported
Affiliation Zip:	Not reported
Affiliation Phone:	Not reported

Affiliation Type Desc:	Identification Signer
Entity Name:	Josh Rusko
Entity Title:	Vice President, Operations
Affiliation Address:	Not reported
Affiliation City:	Not reported
Affiliation State:	Not reported
Affiliation Country:	Not reported
Affiliation Zip:	Not reported
Affiliation Phone:	Not reported

Affiliation Type Desc:	Legal Owner
Entity Name:	FedEx Supply Chain
Entity Title:	Not reported
Affiliation Address:	5885 Sierra Ave # S-200
Affiliation City:	Fontana
Affiliation State:	CA
Affiliation Country:	United States
Affiliation Zip:	92336
Affiliation Phone:	(909) 429-6201

HWTS:

Name:	FEDEX FULFILLMENT
Address:	5885 SIERRA AVE STE 200
Address 2:	Not reported
City,State,Zip:	FONTANA, CA 92336
EPA ID:	CAR000275487
Inactive Date:	Not reported
Create Date:	09/13/2017
Last Act Date:	08/23/2019
Mailing Name:	Not reported
Mailing Address:	5885 SIERRA AVE STE 200
Mailing Address 2:	SUITE 200
Mailing City,State,Zip:	FONTANA, CA 92336
Owner Name:	DANNY MURDOCK
Owner Address:	5885 SIERRA AVE STE 200
Owner Address 2:	SUITE 200
Owner City,State,Zip:	FONTANA, CA 92336
Contact Name:	DANNY P MURDOCK
Contact Address:	5885 SIERRA AVE STE 200
Contact Address 2:	Not reported

FEDEX FULFILLMENT (Continued) **S117846910**

City,State,Zip: FONTANA, CA 92336

NAICS:

EPA ID:	CAR000275487
Create Date:	2017-09-13 15:03:20.597
NAICS Code:	49311
NAICS Description:	General Warehousing and Storage
Issued EPA ID Date:	2017-09-13 15:03:20.55000
Inactive Date:	Not reported
Facility Name:	FEDEX FULFILLMENT
Facility Address:	5885 SIERRA AVE STE 200
Facility Address 2:	Not reported
Facility City:	FONTANA
Facility County:	Not reported
Facility State:	CA
Facility Zip:	92336

B13 **FEDEX SUPPLY CHAIN** **FINDS** **1024034851**
5885 SIERRA AVE STE 200 **N/A**
< 1/8 **FONTANA, CA 92336**
1 ft.

Site 4 of 5 in cluster B

Relative: Lower
Actual: 1613 ft.

FINDS:
Registry ID: 110070157675

Click Here:

Environmental Interest/Information System:
RCRAInfo is a national information system that supports the Resource Conservation and Recovery Act (RCRA) program through the tracking of events and activities related to facilities that generate, transport, and treat, store, or dispose of hazardous waste. RCRAInfo allows RCRA program staff to track the notification, permit, compliance, and corrective action activities required under RCRA.
US National Pollutant Discharge Elimination System (NPDES) module of the Compliance Information System (ICIS) tracks surface water permits issued under the Clean Water Act. Under NPDES, all facilities that discharge pollutants from any point source into waters of the United States are required to obtain a permit. The permit will likely contain limits on what can be discharged, impose monitoring and reporting requirements, and include other provisions to ensure that the discharge does not adversely affect water quality.

Click this hyperlink while viewing on your computer to access additional FINDS: detail in the EDR Site Report.

B14 **FEDEX FULFILLMENT** **RCRA-SQG** **1023966841**
5885 SIERRA AVE STE 200 **CAR000275487**
< 1/8 **FONTANA, CA 92336**
1 ft.

Site 5 of 5 in cluster B

Relative: Lower
Actual: 1613 ft.

RCRA-SQG:

Date Form Received by Agency:		2017-08-30 00:00:00.0
Handler Name:	FEDEX FULFILLMENT	
Handler Address:		5885 SIERRA AVE STE 200

FEDEX FULFILLMENT (Continued) **1023966841**

Handler City,State,Zip:	FONTANA, CA 92336
EPA ID:	CAR000275487
Contact Name:	DANNY P MURDOCK
Contact Address:	SIERRA AVE
Contact City,State,Zip:	FONTANA, CA 92336
Contact Telephone:	909-429-6201
Contact Fax:	Not reported
Contact Email:	DANNY.MURDOCK@FEDEX.COM
Contact Title:	GENERAL MANAGER
EPA Region:	09
Land Type:	Private
Federal Waste Generator Description:	Small Quantity Generator
Non-Notifier:	Not reported
Biennial Report Cycle:	Not reported
Accessibility:	Not reported
Active Site Indicator:	Handler Activities
State District Owner:	Not reported
State District:	Not reported
Mailing Address:	SIERRA AVE STE 200
Mailing City,State,Zip:	FONTANA, CA 92336
Owner Name:	FEDEX CORPORATION
Owner Type:	Private
Operator Name:	DANNY MURDOCK
Operator Type:	Private
Short-Term Generator Activity:	No
Importer Activity:	No
Mixed Waste Generator:	No
Transporter Activity:	No
Transfer Facility Activity:	No
Recycler Activity with Storage:	No
Small Quantity On-Site Burner Exemption:	No
Smelting Melting and Refining Furnace Exemption:	No
Underground Injection Control:	No
Off-Site Waste Receipt:	No
Universal Waste Indicator:	No
Universal Waste Destination Facility:	No
Federal Universal Waste:	No
Active Site Fed-Reg Treatment Storage and Disposal Facility:	Not reported
Active Site Converter Treatment storage and Disposal Facility:	Not reported
Active Site State-Reg Treatment Storage and Disposal Facility:	Not reported
Active Site State-Reg Handler:	---
Federal Facility Indicator:	Not reported
Hazardous Secondary Material Indicator:	NN
Sub-Part K Indicator:	Not reported
Commercial TSD Indicator:	No
Treatment Storage and Disposal Type:	Not reported
2018 GPRA Permit Baseline:	Not on the Baseline
2018 GPRA Renewals Baseline:	Not on the Baseline
Permit Renewals Workload Universe:	Not reported
Permit Workload Universe:	Not reported
Permit Progress Universe:	Not reported
Post-Closure Workload Universe:	Not reported
Closure Workload Universe:	Not reported
202 GPRA Corrective Action Baseline:	No
Corrective Action Workload Universe:	No
Subject to Corrective Action Universe:	No
Non-TSDFs Where RCRA CA has Been Imposed Universe:	No

FEDEX FULFILLMENT (Continued) **1023966841**

TSDFs Potentially Subject to CA Under 3004 (u)/(v) Universe:	No
TSDFs Only Subject to CA under Discretionary Auth Universe:	No
Corrective Action Priority Ranking:	No NCAPS ranking
Environmental Control Indicator:	No
Institutional Control Indicator:	No
Human Exposure Controls Indicator:	N/A
Groundwater Controls Indicator:	N/A
Operating TSDF Universe:	Not reported
Full Enforcement Universe:	Not reported
Significant Non-Complier Universe:	No
Unaddressed Significant Non-Complier Universe:	No
Addressed Significant Non-Complier Universe:	No
Significant Non-Complier With a Compliance Schedule Universe:	No
Financial Assurance Required:	Not reported
Handler Date of Last Change:	2017-09-13 17:48:55.0
Recognized Trader-Importer:	No
Recognized Trader-Exporter:	No
Importer of Spent Lead Acid Batteries:	No
Exporter of Spent Lead Acid Batteries:	No
Recycler Activity Without Storage:	Not reported
Manifest Broker:	Not reported
Sub-Part P Indicator:	Not reported

Hazardous Waste Summary:

Waste Code:	D001
Waste Description:	IGNITABLE WASTE
Waste Code:	D002
Waste Description:	CORROSIVE WASTE

Handler - Owner Operator:

Owner/Operator Indicator:	Owner
Owner/Operator Name:	FEDEX CORPORATION
Legal Status:	Private
Date Became Current:	2017-05-15 00:00:00.
Date Ended Current:	Not reported
Owner/Operator Address:	5885 SIERRA AVE STE 200
Owner/Operator City,State,Zip:	FONTANA, CA 92336
Owner/Operator Telephone:	909-429-6201
Owner/Operator Telephone Ext:	Not reported
Owner/Operator Fax:	Not reported
Owner/Operator Email:	Not reported
Owner/Operator Indicator:	Operator
Owner/Operator Name:	DANNY MURDOCK
Legal Status:	Private
Date Became Current:	2017-05-15 00:00:00.
Date Ended Current:	Not reported
Owner/Operator Address:	Not reported
Owner/Operator City,State,Zip:	Not reported
Owner/Operator Telephone:	Not reported
Owner/Operator Telephone Ext:	Not reported
Owner/Operator Fax:	Not reported
Owner/Operator Email:	Not reported

FEDEX FULFILLMENT (Continued) **1023966841**

Historic Generators:

Receive Date:	2017-08-30 00:00:00.0
Handler Name:	FEDEX FULFILLMENT
Federal Waste Generator Description:	Small Quantity Generator
State District Owner:	Not reported
Large Quantity Handler of Universal Waste:	No
Recognized Trader Importer:	No
Recognized Trader Exporter:	No
Spent Lead Acid Battery Importer:	No
Spent Lead Acid Battery Exporter:	No
Current Record:	Yes
Non Storage Recycler Activity:	Not reported
Electronic Manifest Broker:	Not reported

List of NAICS Codes and Descriptions:

NAICS Code:	493110
NAICS Description:	GENERAL WAREHOUSING AND STORAGE

Facility Has Received Notices of Violations:

Violations:	No Violations Found

Evaluation Action Summary:

Evaluations:	No Evaluations Found

C15 **NATIONAL PALLETS** **San Bern. Co. Permit** **S106229988**
SW **6075 N SIERRA AVE** **N/A**
< 1/8 **FONTANA, CA 92334**
0.080 mi.
421 ft. **Site 1 of 16 in cluster C**

Relative:
Lower

Actual:
1604 ft.

San Bern. Co. Permit:

Name:	NATIONAL PALLETS
Address:	6075 N SIERRA AVE
City,State,Zip:	FONTANA, CA 92334
Region:	SAN BERNARDINO
Facility ID:	FA0004945
Owner:	PEREZ, ALBERT J.
Permit Number:	PT0007942
Permit Category:	SPECIAL HANDLER
Facility Status:	INACTIVE
Expiration Date:	09/30/2004

Name:	NATIONAL PALLETS
Address:	6075 N SIERRA AVE
City,State,Zip:	FONTANA, CA 92334
Region:	SAN BERNARDINO
Facility ID:	FA0004945
Owner:	PEREZ, ALBERT J.
Permit Number:	PT0007943
Permit Category:	SPECIAL GENERATOR
Facility Status:	INACTIVE
Expiration Date:	09/30/2004

C16 SW < 1/8 0.080 mi. 421 ft. | **SAN GABRIEL VALLEY LUMBER & MILLING CO INC**
6075 SIERRA AVE
FONTANA, CA 92336
Site 2 of 16 in cluster C

CERS HAZ WASTE
HAZNET
San Bern. Co. Permit
CERS
HWTS

S104769798
N/A

Relative: Lower
Actual: 1604 ft.

CERS HAZ WASTE:

Name:	SAN GABRIEL VALLEY LUMBER
Address:	6075 SIERRA AVE
City,State,Zip:	FONTANA, CA 92336
Site ID:	150529
CERS ID:	10044166
CERS Description:	Hazardous Waste Generator

HAZNET:

Name:	SAN GABRIEL VALLEY LUMBER & MILLING CO INC
Address:	6075 SIERRA AVE
Address 2:	Not reported
City,State,Zip:	FONTANA, CA 92334
Contact:	SAM
Telephone:	9515220348
Mailing Name:	Not reported
Mailing Address:	PO BOX 2499
Year:	2018
Gepaid:	CAC002979175
TSD EPA ID:	CAD982444481
CA Waste Code:	221 - Waste oil and mixed oil
Disposal Method:	H141 - Storage, Bulking, And/Or Transfer Off Site--No Treatment/Reovery (H010-H129) Or (H131-H135)
Tons:	0.00000
Year:	2017
Gepaid:	CAL000295649
TSD EPA ID:	CAD982444481
CA Waste Code:	223 - Unspecified oil-containing waste
Disposal Method:	H141 - Storage, Bulking, And/Or Transfer Off Site--No Treatment/Reovery (H010-H129) Or (H131-H135)
Tons:	0.22935
Year:	2016
Gepaid:	CAL000295649
TSD EPA ID:	CAD982444481
CA Waste Code:	221 - Waste oil and mixed oil
Disposal Method:	H141 - Storage, Bulking, And/Or Transfer Off Site--No Treatment/Reovery (H010-H129) Or (H131-H135)
Tons:	0.114
Year:	2015
Gepaid:	CAL000295649
TSD EPA ID:	CAD982444481
CA Waste Code:	223 - Unspecified oil-containing waste
Disposal Method:	H141 - Storage, Bulking, And/Or Transfer Off Site--No Treatment/Reovery (H010-H129) Or (H131-H135)
Tons:	0.2085
Year:	2013
Gepaid:	CAL000295649
TSD EPA ID:	CAD982444481

SAN GABRIEL VALLEY LUMBER & MILLING CO INC (Continued) **S104769798**

CA Waste Code:	221 - Waste oil and mixed oil
Disposal Method:	H141 - Storage, Bulking, And/Or Transfer Off Site--No Treatment/Reovery (H010-H129) Or (H131-H135)
Tons:	0.209

Additional Info:

Year:	2015
Gen EPA ID:	CAL000295649
Shipment Date:	20150605
Creation Date:	9/3/2015 22:15:34
Receipt Date:	20150608
Manifest ID:	014581011JJK
Trans EPA ID:	CAR000172460
Trans Name:	ENVIRONMENTAL LOGISTICS INC
Trans 2 EPA ID:	Not reported
Trans 2 Name:	Not reported
TSDF EPA ID:	CAD982444481
Trans Name:	FILTER RECYCLING SERVICES INC
TSDF Alt EPA ID:	Not reported
TSDF Alt Name:	Not reported
Waste Code Description:	223 - Unspecified oil-containing waste
RCRA Code:	Not reported
Meth Code:	H141 - Storage, Bulking, And/Or Transfer Off Site--No Treatment/Reovery (H010-H129) Or (H131-H135)
Quantity Tons:	0.2085
Waste Quantity:	50
Quantity Unit:	G
Additional Code 1:	Not reported
Additional Code 2:	Not reported
Additional Code 3:	Not reported
Additional Code 4:	Not reported
Additional Code 5:	Not reported

Additional Info:

Year:	2013
Gen EPA ID:	CAL000295649
Shipment Date:	20131127
Creation Date:	1/12/2014 22:15:07
Receipt Date:	20131127
Manifest ID:	012157139JJK
Trans EPA ID:	CAR000172460
Trans Name:	ENVIRONMENTAL LOGISTICS INC
Trans 2 EPA ID:	Not reported
Trans 2 Name:	Not reported
TSDF EPA ID:	CAD982444481
Trans Name:	FILTER RECYCLING SERVICES INC
TSDF Alt EPA ID:	Not reported
TSDF Alt Name:	Not reported
Waste Code Description:	221 - Waste oil and mixed oil
RCRA Code:	Not reported
Meth Code:	H141 - Storage, Bulking, And/Or Transfer Off Site--No Treatment/Reovery (H010-H129) Or (H131-H135)
Quantity Tons:	0.209

SAN GABRIEL VALLEY LUMBER & MILLING CO INC (Continued) **S104769798**

Waste Quantity:	55
Quantity Unit:	G
Additional Code 1:	Not reported
Additional Code 2:	Not reported
Additional Code 3:	Not reported
Additional Code 4:	Not reported
Additional Code 5:	Not reported

Additional Info:

Year:	2016
Gen EPA ID:	CAL000295649
Shipment Date:	20150605
Creation Date:	9/3/2015 22:15:34
Receipt Date:	20150608
Manifest ID:	014581011JJK
Trans EPA ID:	CAR000172460
Trans Name:	ENVIRONMENTAL LOGISTICS INC
Trans 2 EPA ID:	Not reported
Trans 2 Name:	Not reported
TSDF EPA ID:	CAD982444481
Trans Name:	FILTER RECYCLING SERVICES INC
TSDF Alt EPA ID:	Not reported
TSDF Alt Name:	Not reported
Waste Code Description:	223 - Unspecified oil-containing waste
RCRA Code:	Not reported
Meth Code:	H141 - Storage, Bulking, And/Or Transfer Off Site--No Treatment/Reovery (H010-H129) Or (H131-H135)
Quantity Tons:	0.2085
Waste Quantity:	50
Quantity Unit:	G
Additional Code 1:	Not reported
Additional Code 2:	Not reported
Additional Code 3:	Not reported
Additional Code 4:	Not reported
Additional Code 5:	Not reported

Additional Info:

Year:	2017
Gen EPA ID:	CAL000295649
Shipment Date:	20170516
Creation Date:	5/30/2018 18:32:32
Receipt Date:	20170519
Manifest ID:	016465903JJK
Trans EPA ID:	CAR000172460
Trans Name:	ENVIRONMENTAL LOGISTICS INC
Trans 2 EPA ID:	Not reported
Trans 2 Name:	Not reported
TSDF EPA ID:	CAD982444481
Trans Name:	FILTER RECYCLING SERVICES INC
TSDF Alt EPA ID:	Not reported
TSDF Alt Name:	Not reported
Waste Code Description:	223 - Unspecified oil-containing waste
RCRA Code:	Not reported
Meth Code:	H141 - Storage, Bulking, And/Or Transfer Off Site--No

SAN GABRIEL VALLEY LUMBER & MILLING CO INC (Continued) **S104769798**

Treatment/Reovery (H010-H129) Or (H131-H135)
Quantity Tons: 0.22935
Waste Quantity: 55
Quantity Unit: G
Additional Code 1: Not reported
Additional Code 2: Not reported
Additional Code 3: Not reported
Additional Code 4: Not reported
Additional Code 5: Not reported

San Bern. Co. Permit:
Name: SAN GABRIEL VALLEY LUMBER
Address: 6075 SIERRA AVE
City,State,Zip: FONTANA, CA 92336
Region: SAN BERNARDINO
Facility ID: FA0005898
Owner: SAN GABRIEL VALLEY LUMBER
Permit Number: PT0016856
Permit Category: HAZARDOUS MATERIALS 1-3 CHEMICALS
Facility Status: ACTIVE
Expiration Date: 11/30/2020

Name: SAN GABRIEL VALLEY LUMBER
Address: 6075 SIERRA AVE
City,State,Zip: FONTANA, CA 92336
Region: SAN BERNARDINO
Facility ID: FA0005898
Owner: SAN GABRIEL VALLEY LUMBER
Permit Number: PT0016855
Permit Category: CONDITIONALLY EXEMPT SM QTY GENERATOR
Facility Status: ACTIVE
Expiration Date: 11/30/2020

Name: SAN GABRIEL VALLEY LUMBER
Address: 6075 SIERRA AVE
City,State,Zip: FONTANA, CA 92336
Region: SAN BERNARDINO
Facility ID: FA0005898
Owner: SAN GABRIEL VALLEY LUMBER
Permit Number: PT0009581
Permit Category: HAZMAT HANDLER 0-10 EMPLOYEES
Facility Status: INACTIVE
Expiration Date: 11/30/2005

CERS:
Name: SAN GABRIEL VALLEY LUMBER
Address: 6075 SIERRA AVE
City,State,Zip: FONTANA, CA 92336
Site ID: 150529
CERS ID: 10044166
CERS Description: Chemical Storage Facilities

Violations:
Site ID: 150529
Site Name: SAN GABRIEL VALLEY LUMBER
Violation Date: 11/25/2019
Citation: 22 CCR 12 66262.12 - California Code of Regulations, Title 22, Chapter

SAN GABRIEL VALLEY LUMBER & MILLING CO INC (Continued) **S104769798**

	12, Section(s) 66262.12
Violation Description:	Failure to obtain an Identification Number prior to treating, storing, disposing of, transporting or offering for transportation any hazardous waste.
Violation Notes:	Returned to compliance on 01/21/2020. OBSERVATION: The EPA ID number assigned to this facility was inactive at the time of inspection. CORRECTIVE ACTION: Reactivate EPA ID number and submit documentation to the CUPA demonstrating that facility has an active EPA ID number.
Violation Division:	San Bernardino County Fire Department
Violation Program:	HW
Violation Source:	CERS
Site ID:	150529
Site Name:	SAN GABRIEL VALLEY LUMBER
Violation Date:	10/16/2013
Citation:	HSC 6.95 25505(a) - California Health and Safety Code, Chapter 6.95, Section(s) 25505(a)
Violation Description:	Owner/Operator failed to complete and/or submit a Hazardous Materials Business Plan when storing hazardous materials at or above the thresholds quantities of 55 gallons/500 lbs/200 cubic feet.
Violation Notes:	Returned to compliance on 02/26/2014.
Violation Division:	San Bernardino County Fire Department
Violation Program:	HMRRP
Violation Source:	CERS
Site ID:	150529
Site Name:	SAN GABRIEL VALLEY LUMBER
Violation Date:	10/16/2013
Citation:	HSC 6.67 Multiple - California Health and Safety Code, Chapter 6.67, Section(s) Multiple
Violation Description:	Haz Waste Generator Program - Operations/Maintenance - General
Violation Notes:	Returned to compliance on 02/26/2014. Failure to note accumulation start date on labels (CCR 66262.34(f)(2))
Violation Division:	San Bernardino County Fire Department
Violation Program:	HW
Violation Source:	CERS
Site ID:	150529
Site Name:	SAN GABRIEL VALLEY LUMBER
Violation Date:	11/23/2016
Citation:	HSC 6.95 25508.2 - California Health and Safety Code, Chapter 6.95, Section(s) 25508.2
Violation Description:	Failure to annually review and electronically certify that the business plan is complete and accurate on or before the annual due date.
Violation Notes:	Returned to compliance on 01/08/2017. BP UPDATE SUBMITTED TO THE "CERS" SITE ON 1/8/2017. CB
Violation Division:	San Bernardino County Fire Department
Violation Program:	HMRRP
Violation Source:	CERS
Site ID:	150529
Site Name:	SAN GABRIEL VALLEY LUMBER
Violation Date:	11/23/2016
Citation:	HSC 6.5 Multiple - California Health and Safety Code, Chapter 6.5, Section(s) Multiple
Violation Description:	Hazardous Waste Generator Program - Operations/Maintenance - General

SAN GABRIEL VALLEY LUMBER & MILLING CO INC (Continued) **S104769798**

Violation Notes:	Returned to compliance on 05/12/2017. Failure to note accumulation start date on labels (CCR 66262.34(f)(2)) NO ACCUMULATION START DATE ON USED OIL CONTAINER LABEL. COMPLIANCE DOCUMENTATION RECEIVED BY EMAIL ON 5/12/2017. CB
Violation Division:	San Bernardino County Fire Department
Violation Program:	HW
Violation Source:	CERS
Site ID:	150529
Site Name:	SAN GABRIEL VALLEY LUMBER
Violation Date:	11/23/2016
Citation:	HSC 6.5 Multiple - California Health and Safety Code, Chapter 6.5, Section(s) Multiple
Violation Description:	Hazardous Waste Generator Program - Operations/Maintenance - General
Violation Notes:	Returned to compliance on 05/12/2017. Failure to manage hazardous waste lawfully (CHSC 25154) SEE THE LABELING AND CONTAINER MANAGEMENT VIOLATIONS. COMPLIANCE DOCUMENTATION RECEIVED BY EMAIL ON 5/12/2017. CB
Violation Division:	San Bernardino County Fire Department
Violation Program:	HW
Violation Source:	CERS
Site ID:	150529
Site Name:	SAN GABRIEL VALLEY LUMBER
Violation Date:	11/23/2016
Citation:	HSC 6.5 Multiple - California Health and Safety Code, Chapter 6.5, Section(s) Multiple
Violation Description:	Hazardous Waste Generator Program - Administration/Documentation - General
Violation Notes:	Returned to compliance on 05/11/2017. Failure to obtain an EPA ID Number (CCR 66262.12(a)) THE FACILITY HAZ. WASTE ID NUMBER HAS BEEN REACTIVATED. CB
Violation Division:	San Bernardino County Fire Department
Violation Program:	HW
Violation Source:	CERS
Site ID:	150529
Site Name:	SAN GABRIEL VALLEY LUMBER
Violation Date:	11/23/2016
Citation:	HSC 6.5 Multiple - California Health and Safety Code, Chapter 6.5, Section(s) Multiple
Violation Description:	Hazardous Waste Generator Program - Operations/Maintenance - General
Violation Notes:	Returned to compliance on 05/12/2017. Failure to operate and maintain facility to prevent a fire, spill or release (CCR 66265.31) DISCONTINUE HAZARDOUS WASTE CONTAINERS (USED OIL) STORAGE ON SOIL AND REMOVE ACCUMULATED WASTE LIQUID FROM THE SECONDARY CONTAINMENT STRUCTURE. COMPLIANCE DOCUMENTATION RECEIVED BY EMAIL ON 5/12/2017. CB
Violation Division:	San Bernardino County Fire Department
Violation Program:	HW
Violation Source:	CERS
Site ID:	150529
Site Name:	SAN GABRIEL VALLEY LUMBER
Violation Date:	11/23/2016
Citation:	HSC 6.5 Multiple - California Health and Safety Code, Chapter 6.5, Section(s) Multiple
Violation Description:	Hazardous Waste Generator Program - Operations/Maintenance - General

SAN GABRIEL VALLEY LUMBER & MILLING CO INC (Continued) **S104769798**

Violation Notes: Returned to compliance on 05/12/2017. Failure to keep hazardous waste containers closed when not in active use (CCR 66265.173(a)) OPEN USED OIL CONTAINER WAS PRESENT. COMPLIANCE DOCUMENTATION RECEIVED BY EMAIL ON 5/12/2017. CB
Violation Division: San Bernardino County Fire Department
Violation Program: HW
Violation Source: CERS

Site ID: 150529
Site Name: SAN GABRIEL VALLEY LUMBER
Violation Date: 10/16/2013
Citation: HSC 6.67 Multiple - California Health and Safety Code, Chapter 6.67, Section(s) Multiple
Violation Description: Haz Waste Generator Program - Operations/Maintenance - General
Violation Notes: Returned to compliance on 02/26/2014. Failure to complete hazardous waste labels (CCR 66262.34(f)(3))
Violation Division: San Bernardino County Fire Department
Violation Program: HW
Violation Source: CERS

Site ID: 150529
Site Name: SAN GABRIEL VALLEY LUMBER
Violation Date: 10/16/2013
Citation: HSC 6.67 Multiple - California Health and Safety Code, Chapter 6.67, Section(s) Multiple
Violation Description: Haz Waste Generator Program - Operations/Maintenance - General
Violation Notes: Returned to compliance on 02/26/2014. Failure to manage hazardous waste lawfully (CHSC 25154)
Violation Division: San Bernardino County Fire Department
Violation Program: HW
Violation Source: CERS

Site ID: 150529
Site Name: SAN GABRIEL VALLEY LUMBER
Violation Date: 11/23/2016
Citation: HSC 6.5 Multiple - California Health and Safety Code, Chapter 6.5, Section(s) Multiple
Violation Description: Hazardous Waste Generator Program - Operations/Maintenance - General
Violation Notes: Returned to compliance on 05/12/2017. Failure to complete hazardous waste labels (CCR 66262.34(f)(3)) NO ACCUMULATION START DATE ON HAZARDOUS WASTE LABEL. COMPLIANCE DOCUMENTATION RECEIVED BY EMAIL ON 5/12/2017. CB
Violation Division: San Bernardino County Fire Department
Violation Program: HW
Violation Source: CERS

Site ID: 150529
Site Name: SAN GABRIEL VALLEY LUMBER
Violation Date: 11/23/2016
Citation: HSC 6.5 Multiple - California Health and Safety Code, Chapter 6.5, Section(s) Multiple
Violation Description: Hazardous Waste Generator Program - Operations/Maintenance - General
Violation Notes: Returned to compliance on 05/12/2017. Failure to label hazardous waste containers (CCR 66262.34(f)(3)) ONE OF TWO USED OIL CONTAINERS LACKED A HAZARDOUS WASTE LABEL. COMPLIANCE DOCUMENTATION RECEIVED BY EMAIL ON 5/12/2017. CB
Violation Division: San Bernardino County Fire Department

SAN GABRIEL VALLEY LUMBER & MILLING CO INC (Continued) **S104769798**

Violation Program:	HW
Violation Source:	CERS
Site ID:	150529
Site Name:	SAN GABRIEL VALLEY LUMBER
Violation Date:	11/25/2019
Citation:	HSC 6.95 25508.2 - California Health and Safety Code, Chapter 6.95, Section(s) 25508.2
Violation Description:	Failure to annually review and electronically certify that the business plan is complete and accurate on or before the annual due date.
Violation Notes:	Returned to compliance on 01/21/2020. OBSERVATION: Observed the hazardous materials business plan was last updated via CERS on 01/08/2017. CORRECTIVE ACTION: Review and certify the business plan via CERS. Your CERS ID number is 10044166.
Violation Division:	San Bernardino County Fire Department
Violation Program:	HMRRP
Violation Source:	CERS
Site ID:	150529
Site Name:	SAN GABRIEL VALLEY LUMBER
Violation Date:	10/16/2013
Citation:	HSC 6.67 Multiple - California Health and Safety Code, Chapter 6.67, Section(s) Multiple
Violation Description:	Haz Waste Generator Program - Operations/Maintenance - General
Violation Notes:	Returned to compliance on 02/26/2014. Failure to operate and maintain facility to prevent a fire, spill or release (CCR 66265.31)
Violation Division:	San Bernardino County Fire Department
Violation Program:	HW
Violation Source:	CERS
Site ID:	150529
Site Name:	SAN GABRIEL VALLEY LUMBER
Violation Date:	10/16/2013
Citation:	HSC 6.67 Multiple - California Health and Safety Code, Chapter 6.67, Section(s) Multiple
Violation Description:	Haz Waste Generator Program - Administration/Documentation - General
Violation Notes:	Returned to compliance on 02/26/2014. Failure to maintain used oil disposal receipts for at least 3 years (CHSC 25160.2(b)(3))
Violation Division:	San Bernardino County Fire Department
Violation Program:	HW
Violation Source:	CERS
Site ID:	150529
Site Name:	SAN GABRIEL VALLEY LUMBER
Violation Date:	11/25/2019
Citation:	HSC 6.95 25505(a)(4) - California Health and Safety Code, Chapter 6.95, Section(s) 25505(a)(4)
Violation Description:	Failure to provide initial and annual training to all employees in safety procedures in the event of a release or threatened release of a hazardous material or failure to document and maintain training records for a minimum of three years.
Violation Notes:	Returned to compliance on 01/21/2020. OBSERVATION: Employee training records were not available for review at the time of inspection. CORRECTIVE ACTION: Conduct initial and annual employee training and maintain training records for a minimum of three years. Submit a signed statement indicating that training has been conducted and that

SAN GABRIEL VALLEY LUMBER & MILLING CO INC (Continued) **S104769798**

	training records will be kept on site for review.
Violation Division:	San Bernardino County Fire Department
Violation Program:	HMRRP
Violation Source:	CERS
Site ID:	150529
Site Name:	SAN GABRIEL VALLEY LUMBER
Violation Date:	10/16/2013
Citation:	HSC 6.67 Multiple - California Health and Safety Code, Chapter 6.67, Section(s) Multiple
Violation Description:	Haz Waste Generator Program - Administration/Documentation - General
Violation Notes:	Returned to compliance on 02/26/2014. Failure to obtain an EPA ID Number (CCR 66262.12(a))
Violation Division:	San Bernardino County Fire Department
Violation Program:	HW
Violation Source:	CERS

Evaluation:

Eval General Type:	Compliance Evaluation Inspection
Eval Date:	10-16-2013
Violations Found:	Yes
Eval Type:	Routine done by local agency
Eval Notes:	SAN GABRIEL LUMBER INSPECTION
Eval Division:	San Bernardino County Fire Department
Eval Program:	HMRRP
Eval Source:	CERS
Eval General Type:	Compliance Evaluation Inspection
Eval Date:	10-16-2013
Violations Found:	Yes
Eval Type:	Routine done by local agency
Eval Notes:	SAN GABRIEL LUMBER INSPECTION
Eval Division:	San Bernardino County Fire Department
Eval Program:	HW
Eval Source:	CERS
Eval General Type:	Compliance Evaluation Inspection
Eval Date:	11-23-2016
Violations Found:	Yes
Eval Type:	Routine done by local agency
Eval Notes:	REGULAR INSPECTION.
Eval Division:	San Bernardino County Fire Department
Eval Program:	HMRRP
Eval Source:	CERS
Eval General Type:	Compliance Evaluation Inspection
Eval Date:	11-23-2016
Violations Found:	Yes
Eval Type:	Routine done by local agency
Eval Notes:	REGULAR INSPECTION.
Eval Division:	San Bernardino County Fire Department
Eval Program:	HW
Eval Source:	CERS
Eval General Type:	Compliance Evaluation Inspection
Eval Date:	11-25-2019
Violations Found:	Yes

SAN GABRIEL VALLEY LUMBER & MILLING CO INC (Continued) **S104769798**

Eval Type:	Routine done by local agency
Eval Notes:	Not reported
Eval Division:	San Bernardino County Fire Department
Eval Program:	HW
Eval Source:	CERS
Eval General Type:	Compliance Evaluation Inspection
Eval Date:	11-25-2019
Violations Found:	Yes
Eval Type:	Routine done by local agency
Eval Notes:	Not reported
Eval Division:	San Bernardino County Fire Department
Eval Program:	HMRRP
Eval Source:	CERS

Enforcement Action:

Site ID:	150529
Site Name:	SAN GABRIEL VALLEY LUMBER
Site Address:	6075 SIERRA AVE
Site City:	FONTANA
Site Zip:	92336
Enf Action Date:	10-16-2013
Enf Action Type:	Notice of Violation (Unified Program)
Enf Action Description:	Notice of Violation Issued by the Inspector at the Time of Inspection
Enf Action Notes:	Not reported
Enf Action Division:	San Bernardino County Fire Department
Enf Action Program:	HMRRP
Enf Action Source:	CERS
Site ID:	150529
Site Name:	SAN GABRIEL VALLEY LUMBER
Site Address:	6075 SIERRA AVE
Site City:	FONTANA
Site Zip:	92336
Enf Action Date:	10-16-2013
Enf Action Type:	Notice of Violation (Unified Program)
Enf Action Description:	Notice of Violation Issued by the Inspector at the Time of Inspection
Enf Action Notes:	Not reported
Enf Action Division:	San Bernardino County Fire Department
Enf Action Program:	HW
Enf Action Source:	CERS
Site ID:	150529
Site Name:	SAN GABRIEL VALLEY LUMBER
Site Address:	6075 SIERRA AVE
Site City:	FONTANA
Site Zip:	92336
Enf Action Date:	11-23-2016
Enf Action Type:	Notice of Violation (Unified Program)
Enf Action Description:	Notice of Violation Issued by the Inspector at the Time of Inspection
Enf Action Notes:	Not reported
Enf Action Division:	San Bernardino County Fire Department
Enf Action Program:	HMRRP
Enf Action Source:	CERS
Site ID:	150529
Site Name:	SAN GABRIEL VALLEY LUMBER

SAN GABRIEL VALLEY LUMBER & MILLING CO INC (Continued) **S104769798**

Site Address:	6075 SIERRA AVE
Site City:	FONTANA
Site Zip:	92336
Enf Action Date:	11-23-2016
Enf Action Type:	Notice of Violation (Unified Program)
Enf Action Description:	Notice of Violation Issued by the Inspector at the Time of Inspection
Enf Action Notes:	Not reported
Enf Action Division:	San Bernardino County Fire Department
Enf Action Program:	HW
Enf Action Source:	CERS

Coordinates:

Site ID:	150529
Facility Name:	SAN GABRIEL VALLEY LUMBER
Env Int Type Code:	HWG
Program ID:	10044166
Coord Name:	Not reported
Ref Point Type Desc:	Unknown
Latitude:	34.146400
Longitude:	-117.434814

Affiliation:

Affiliation Type Desc:	CUPA District
Entity Name:	San Bernardino County Fire
Entity Title:	Not reported
Affiliation Address:	620 South E Street
Affiliation City:	San Bernardino
Affiliation State:	CA
Affiliation Country:	Not reported
Affiliation Zip:	92415-0153
Affiliation Phone:	(909) 386-8401

Affiliation Type Desc:	Parent Corporation
Entity Name:	SAN GABRIEL VALLEY LUMBER
Entity Title:	Not reported
Affiliation Address:	Not reported
Affiliation City:	Not reported
Affiliation State:	Not reported
Affiliation Country:	Not reported
Affiliation Zip:	Not reported
Affiliation Phone:	Not reported

Affiliation Type Desc:	Facility Mailing Address
Entity Name:	Mailing Address
Entity Title:	Not reported
Affiliation Address:	6075 SIERRA AVE
Affiliation City:	FONTANA
Affiliation State:	CA
Affiliation Country:	Not reported
Affiliation Zip:	92336
Affiliation Phone:	Not reported

Affiliation Type Desc:	Legal Owner
Entity Name:	SAN GABRIEL VALLEY LUMBER
Entity Title:	Not reported
Affiliation Address:	P O BOX 2499

SAN GABRIEL VALLEY LUMBER & MILLING CO INC (Continued) **S104769798**

Affiliation City:	FONTANA
Affiliation State:	CA
Affiliation Country:	United States
Affiliation Zip:	92334-9233
Affiliation Phone:	(909) 484-0883

Affiliation Type Desc:	Property Owner
Entity Name:	Samuel Reveles
Entity Title:	Not reported
Affiliation Address:	PO box 2499
Affiliation City:	Fontana
Affiliation State:	CA
Affiliation Country:	United States
Affiliation Zip:	92336
Affiliation Phone:	(951) 522-0438

Affiliation Type Desc:	Environmental Contact
Entity Name:	SAMUEL REVELES
Entity Title:	Not reported
Affiliation Address:	PO BOX 2499
Affiliation City:	FONTANA
Affiliation State:	CA
Affiliation Country:	Not reported
Affiliation Zip:	92334
Affiliation Phone:	Not reported

Affiliation Type Desc:	Identification Signer
Entity Name:	Samuel Reveles
Entity Title:	Pres
Affiliation Address:	Not reported
Affiliation City:	Not reported
Affiliation State:	Not reported
Affiliation Country:	Not reported
Affiliation Zip:	Not reported
Affiliation Phone:	Not reported

Affiliation Type Desc:	Operator
Entity Name:	San Gabriel valley lumber & milling inc
Entity Title:	Not reported
Affiliation Address:	Not reported
Affiliation City:	Not reported
Affiliation State:	Not reported
Affiliation Country:	Not reported
Affiliation Zip:	Not reported
Affiliation Phone:	(909) 823-5881

HWTS:

Name:	SAN GABRIEL VALLEY LUMBER & MILLING CO INC
Address:	6075 SIERRA AVE
Address 2:	Not reported
City,State,Zip:	FONTANA, CA 923365101
EPA ID:	CAL000295649
Inactive Date:	Not reported
Create Date:	06/24/2005
Last Act Date:	09/04/2020
Mailing Name:	Not reported

SAN GABRIEL VALLEY LUMBER & MILLING CO INC (Continued) **S104769798**

Mailing Address:	PO BOX 2499
Mailing Address 2:	Not reported
Mailing City,State,Zip:	FONTANA, CA 923340000
Owner Name:	SAN GABRIEL VALLEY LUMBER & MILLING
Owner Address:	5515 AMETHYST ST
Owner Address 2:	Not reported
Owner City,State,Zip:	ALTA LOMA, CA 923365101
Contact Name:	SAMUEL REVELES
Contact Address:	5515 AMETHYST ST
Contact Address 2:	Not reported
City,State,Zip:	ALTA LOMA, CA 91737

NAICS:

EPA ID:	CAL000295649
Create Date:	2005-06-24 08:57:12.100
NAICS Code:	321918
NAICS Description:	Other Millwork (including Flooring)
Issued EPA ID Date:	2005-06-24 08:57:12.05300
Inactive Date:	Not reported
Facility Name:	SAN GABRIEL VALLEY LUMBER & MILLING CO INC
Facility Address:	6075 SIERRA AVE
Facility Address 2:	Not reported
Facility City:	FONTANA
Facility County:	Not reported
Facility State:	CA
Facility Zip:	923365101

Name:	SAN GABRIEL VALLEY LUMBER & MILLING CO INC
Address:	6075 SIERRA AVE
Address 2:	Not reported
City,State,Zip:	FONTANA, CA 92336
EPA ID:	CAC002979175
Inactive Date:	12/06/2018
Create Date:	09/06/2018
Last Act Date:	12/08/2018
Mailing Name:	Not reported
Mailing Address:	PO BOX 2499
Mailing Address 2:	Not reported
Mailing City,State,Zip:	FONTANA, CA 92334
Owner Name:	SAN GABRIEL VALLEY LUMBER & MILLING
Owner Address:	5515 AMETHYST ST
Owner Address 2:	Not reported
Owner City,State,Zip:	ALTA LOMA, CA 92336
Contact Name:	SAM
Contact Address:	PO BOX 2499
Contact Address 2:	Not reported
City,State,Zip:	FONTANA, CA 92334

C17 SW < 1/8 0.080 mi. 421 ft. | **SAN GABRIEL VALLEY LUMBER & MILLING CO INC**
6075 SIERRA AVE
FONTANA, CA 92336

Site 3 of 16 in cluster C

RCRA NonGen / NLR | **1024759328**
CAC002979175

Relative: Lower
Actual: 1604 ft.

RCRA NonGen / NLR:

Date Form Received by Agency:	2018-09-06 00:00:00.0
Handler Name:	SAN GABRIEL VALLEY LUMBER & MILLING CO INC
Handler Address:	6075 SIERRA AVE
Handler City,State,Zip:	FONTANA, CA 92336
EPA ID:	CAC002979175
Contact Name:	SAM BARBARA
Contact Address:	PO BOX 2499
Contact City,State,Zip:	FONTANA, CA 92334
Contact Telephone:	951-522-0348
Contact Fax:	Not reported
Contact Email:	TNIXON@ENVIRONMENTALLOGISTICS.ORG
Contact Title:	Not reported
EPA Region:	09
Land Type:	Not reported
Federal Waste Generator Description:	Not a generator, verified
Non-Notifier:	Not reported
Biennial Report Cycle:	Not reported
Accessibility:	Not reported
Active Site Indicator:	Handler Activities
State District Owner:	Not reported
State District:	Not reported
Mailing Address:	PO BOX 2499
Mailing City,State,Zip:	FONTANA, CA 92334
Owner Name:	SAN GABRIEL VALLEY LUMBER & MILLING
Owner Type:	Other
Operator Name:	SAM BARBARA
Operator Type:	Other
Short-Term Generator Activity:	No
Importer Activity:	No
Mixed Waste Generator:	No
Transporter Activity:	No
Transfer Facility Activity:	No
Recycler Activity with Storage:	No
Small Quantity On-Site Burner Exemption:	No
Smelting Melting and Refining Furnace Exemption:	No
Underground Injection Control:	No
Off-Site Waste Receipt:	No
Universal Waste Indicator:	Yes
Universal Waste Destination Facility:	Yes
Federal Universal Waste:	No
Active Site Fed-Reg Treatment Storage and Disposal Facility:	Not reported
Active Site Converter Treatment storage and Disposal Facility:	Not reported
Active Site State-Reg Treatment Storage and Disposal Facility:	Not reported
Active Site State-Reg Handler:	---
Federal Facility Indicator:	Not reported
Hazardous Secondary Material Indicator:	N
Sub-Part K Indicator:	Not reported
Commercial TSD Indicator:	No
Treatment Storage and Disposal Type:	Not reported
2018 GPRA Permit Baseline:	Not on the Baseline
2018 GPRA Renewals Baseline:	Not on the Baseline
Permit Renewals Workload Universe:	Not reported

SAN GABRIEL VALLEY LUMBER & MILLING CO INC (Continued) **1024759328**

Permit Workload Universe:	Not reported
Permit Progress Universe:	Not reported
Post-Closure Workload Universe:	Not reported
Closure Workload Universe:	Not reported
202 GPRA Corrective Action Baseline:	No
Corrective Action Workload Universe:	No
Subject to Corrective Action Universe:	No
Non-TSDFs Where RCRA CA has Been Imposed Universe:	No
TSDFs Potentially Subject to CA Under 3004 (u)/(v) Universe:	No
TSDFs Only Subject to CA under Discretionary Auth Universe:	No
Corrective Action Priority Ranking:	No NCAPS ranking
Environmental Control Indicator:	No
Institutional Control Indicator:	No
Human Exposure Controls Indicator:	N/A
Groundwater Controls Indicator:	N/A
Operating TSDF Universe:	Not reported
Full Enforcement Universe:	Not reported
Significant Non-Complier Universe:	No
Unaddressed Significant Non-Complier Universe:	No
Addressed Significant Non-Complier Universe:	No
Significant Non-Complier With a Compliance Schedule Universe:	No
Financial Assurance Required:	Not reported
Handler Date of Last Change:	2018-09-07 19:34:57.0
Recognized Trader-Importer:	No
Recognized Trader-Exporter:	No
Importer of Spent Lead Acid Batteries:	No
Exporter of Spent Lead Acid Batteries:	No
Recycler Activity Without Storage:	No
Manifest Broker:	No
Sub-Part P Indicator:	No

Handler - Owner Operator:

Owner/Operator Indicator:	Owner
Owner/Operator Name:	SAN GABRIEL VALLEY LUMBER & MILLING
Legal Status:	Other
Date Became Current:	Not reported
Date Ended Current:	Not reported
Owner/Operator Address:	5515 AMETHYST ST
Owner/Operator City,State,Zip:	ALTA LOMA, CA 92336
Owner/Operator Telephone:	951-522-0438
Owner/Operator Telephone Ext:	Not reported
Owner/Operator Fax:	Not reported
Owner/Operator Email:	Not reported

Owner/Operator Indicator:	Operator
Owner/Operator Name:	SAM BARBARA
Legal Status:	Other
Date Became Current:	Not reported
Date Ended Current:	Not reported
Owner/Operator Address:	PO BOX 2499
Owner/Operator City,State,Zip:	FONTANA, CA 92334
Owner/Operator Telephone:	951-522-0348
Owner/Operator Telephone Ext:	Not reported
Owner/Operator Fax:	Not reported
Owner/Operator Email:	Not reported

SAN GABRIEL VALLEY LUMBER & MILLING CO INC (Continued) **1024759328**

Historic Generators:

Receive Date:	2018-09-06 00:00:00.0
Handler Name:	SAN GABRIEL VALLEY LUMBER & MILLING CO INC
Federal Waste Generator Description:	Not a generator, verified
State District Owner:	Not reported
Large Quantity Handler of Universal Waste:	No
Recognized Trader Importer:	No
Recognized Trader Exporter:	No
Spent Lead Acid Battery Importer:	No
Spent Lead Acid Battery Exporter:	No
Current Record:	Yes
Non Storage Recycler Activity:	Not reported
Electronic Manifest Broker:	Not reported

List of NAICS Codes and Descriptions:

NAICS Code:	56299
NAICS Description:	ALL OTHER WASTE MANAGEMENT SERVICES

Facility Has Received Notices of Violations:

Violations:	No Violations Found

Evaluation Action Summary:

Evaluations:	No Evaluations Found

C18 **SAN GABRIEL VALLEY LUMBER & MILLING CO INC** **RCRA NonGen / NLR** **1026054298**
SW **6075 SIERRA AVE** **CAL000295649**
< 1/8 **FONTANA, CA 92336**
0.080 mi.
421 ft. **Site 4 of 16 in cluster C**

Relative:
Lower

Actual:
1604 ft.

RCRA NonGen / NLR:

Date Form Received by Agency:	2005-06-24 00:00:00.0
Handler Name:	SAN GABRIEL VALLEY LUMBER & MILLING CO INC
Handler Address:	6075 SIERRA AVE
Handler City,State,Zip:	FONTANA, CA 92336-5101
EPA ID:	CAL000295649
Contact Name:	SAMUEL REVELES
Contact Address:	5515 AMETHYST ST
Contact City,State,Zip:	ALTA LOMA, CA 91737
Contact Telephone:	951-522-0438
Contact Fax:	Not reported
Contact Email:	SAM.REVELES@GMAIL.COM
Contact Title:	Not reported
EPA Region:	09
Land Type:	Not reported
Federal Waste Generator Description:	Not a generator, verified
Non-Notifier:	Not reported
Biennial Report Cycle:	Not reported
Accessibility:	Not reported
Active Site Indicator:	Not reported
State District Owner:	Not reported
State District:	Not reported
Mailing Address:	PO BOX 2499
Mailing City,State,Zip:	FONTANA, CA 92334-0000
Owner Name:	SAN GABRIEL VALLEY LUMBER & MILLING

SAN GABRIEL VALLEY LUMBER & MILLING CO INC (Continued) **1026054298**

Owner Type:	Other
Operator Name:	SAMUEL REVELES
Operator Type:	Other
Short-Term Generator Activity:	No
Importer Activity:	No
Mixed Waste Generator:	No
Transporter Activity:	No
Transfer Facility Activity:	No
Recycler Activity with Storage:	No
Small Quantity On-Site Burner Exemption:	No
Smelting Melting and Refining Furnace Exemption:	No
Underground Injection Control:	No
Off-Site Waste Receipt:	No
Universal Waste Indicator:	No
Universal Waste Destination Facility:	No
Federal Universal Waste:	No
Active Site Fed-Reg Treatment Storage and Disposal Facility:	Not reported
Active Site Converter Treatment storage and Disposal Facility:	Not reported
Active Site State-Reg Treatment Storage and Disposal Facility:	Not reported
Active Site State-Reg Handler:	---
Federal Facility Indicator:	Not reported
Hazardous Secondary Material Indicator:	N
Sub-Part K Indicator:	Not reported
Commercial TSD Indicator:	No
Treatment Storage and Disposal Type:	Not reported
2018 GPRA Permit Baseline:	Not on the Baseline
2018 GPRA Renewals Baseline:	Not on the Baseline
Permit Renewals Workload Universe:	Not reported
Permit Workload Universe:	Not reported
Permit Progress Universe:	Not reported
Post-Closure Workload Universe:	Not reported
Closure Workload Universe:	Not reported
202 GPRA Corrective Action Baseline:	No
Corrective Action Workload Universe:	No
Subject to Corrective Action Universe:	No
Non-TSDFs Where RCRA CA has Been Imposed Universe:	No
TSDFs Potentially Subject to CA Under 3004 (u)/(v) Universe:	No
TSDFs Only Subject to CA under Discretionary Auth Universe:	No
Corrective Action Priority Ranking:	No NCAPS ranking
Environmental Control Indicator:	No
Institutional Control Indicator:	No
Human Exposure Controls Indicator:	N/A
Groundwater Controls Indicator:	N/A
Operating TSDF Universe:	Not reported
Full Enforcement Universe:	Not reported
Significant Non-Complier Universe:	No
Unaddressed Significant Non-Complier Universe:	No
Addressed Significant Non-Complier Universe:	No
Significant Non-Complier With a Compliance Schedule Universe:	No
Financial Assurance Required:	Not reported
Handler Date of Last Change:	2020-02-10 17:53:52.0
Recognized Trader-Importer:	No
Recognized Trader-Exporter:	No
Importer of Spent Lead Acid Batteries:	No
Exporter of Spent Lead Acid Batteries:	No
Recycler Activity Without Storage:	No
Manifest Broker:	No

SAN GABRIEL VALLEY LUMBER & MILLING CO INC (Continued) **1026054298**

Sub-Part P Indicator: No

Handler - Owner Operator:

Owner/Operator Indicator:	Owner
Owner/Operator Name:	SAN GABRIEL VALLEY LUMBER & MILLING
Legal Status:	Other
Date Became Current:	Not reported
Date Ended Current:	Not reported
Owner/Operator Address:	5515 AMETHYST ST
Owner/Operator City,State,Zip:	ALTA LOMA, CA 92336-5101
Owner/Operator Telephone:	951-522-0438
Owner/Operator Telephone Ext:	Not reported
Owner/Operator Fax:	Not reported
Owner/Operator Email:	Not reported

Owner/Operator Indicator:	Operator
Owner/Operator Name:	SAMUEL REVELES
Legal Status:	Other
Date Became Current:	Not reported
Date Ended Current:	Not reported
Owner/Operator Address:	5515 AMETHYST ST
Owner/Operator City,State,Zip:	ALTA LOMA, CA 91737
Owner/Operator Telephone:	951-522-0438
Owner/Operator Telephone Ext:	Not reported
Owner/Operator Fax:	Not reported
Owner/Operator Email:	Not reported

Historic Generators:

Receive Date:	2005-06-24 00:00:00.0
Handler Name:	SAN GABRIEL VALLEY LUMBER & MILLING CO INC
Federal Waste Generator Description:	Not a generator, verified
State District Owner:	Not reported
Large Quantity Handler of Universal Waste:	No
Recognized Trader Importer:	Not reported
Recognized Trader Exporter:	Not reported
Spent Lead Acid Battery Importer:	Not reported
Spent Lead Acid Battery Exporter:	Not reported
Current Record:	Yes
Non Storage Recycler Activity:	Not reported
Electronic Manifest Broker:	Not reported

List of NAICS Codes and Descriptions:

NAICS Code:	321918
NAICS Description:	OTHER MILLWORK (INCLUDING FLOORING)

Facility Has Received Notices of Violations:

Violations: No Violations Found

Evaluation Action Summary:

Evaluations: No Evaluations Found

C19 SW < 1/8 0.093 mi. 491 ft. | **CALIFORNIA DELIVERY SERVICE INC**
6161 SIERRA AVE
FONTANA, CA 92336
Site 5 of 16 in cluster C

RCRA NonGen / NLR | **1024843538**
CAL000395036

Relative: Lower
Actual: 1602 ft.

RCRA NonGen / NLR:

Date Form Received by Agency:	2014-03-14 00:00:00.0
Handler Name:	CALIFORNIA DELIVERY SERVICE INC
Handler Address:	6161 SIERRA AVE
Handler City,State,Zip:	FONTANA, CA 92336
EPA ID:	CAL000395036
Contact Name:	CHARLES D STIDHAM
Contact Address:	6161 SIERRA AVE
Contact City,State,Zip:	FONTANA, CA 92336
Contact Telephone:	909-355-7991
Contact Fax:	909-355-7990
Contact Email:	DUANE@CDSTRUCKS.COM
Contact Title:	Not reported
EPA Region:	09
Land Type:	Not reported
Federal Waste Generator Description:	Not a generator, verified
Non-Notifier:	Not reported
Biennial Report Cycle:	Not reported
Accessibility:	Not reported
Active Site Indicator:	Handler Activities
State District Owner:	Not reported
State District:	Not reported
Mailing Address:	6161 SIERRA AVE
Mailing City,State,Zip:	FONTANA, CA 92336-0000
Owner Name:	CALIFORNIA DELIVERY SERVICE INC
Owner Type:	Other
Operator Name:	CHARLES D STIDHAM
Operator Type:	Other
Short-Term Generator Activity:	No
Importer Activity:	No
Mixed Waste Generator:	No
Transporter Activity:	No
Transfer Facility Activity:	No
Recycler Activity with Storage:	No
Small Quantity On-Site Burner Exemption:	No
Smelting Melting and Refining Furnace Exemption:	No
Underground Injection Control:	No
Off-Site Waste Receipt:	No
Universal Waste Indicator:	Yes
Universal Waste Destination Facility:	Yes
Federal Universal Waste:	No
Active Site Fed-Reg Treatment Storage and Disposal Facility:	Not reported
Active Site Converter Treatment storage and Disposal Facility:	Not reported
Active Site State-Reg Treatment Storage and Disposal Facility:	Not reported
Active Site State-Reg Handler:	---
Federal Facility Indicator:	Not reported
Hazardous Secondary Material Indicator:	N
Sub-Part K Indicator:	Not reported
Commercial TSD Indicator:	No
Treatment Storage and Disposal Type:	Not reported
2018 GPRA Permit Baseline:	Not on the Baseline
2018 GPRA Renewals Baseline:	Not on the Baseline
Permit Renewals Workload Universe:	Not reported

CALIFORNIA DELIVERY SERVICE INC (Continued) **1024843538**

Permit Workload Universe:	Not reported
Permit Progress Universe:	Not reported
Post-Closure Workload Universe:	Not reported
Closure Workload Universe:	Not reported
202 GPRA Corrective Action Baseline:	No
Corrective Action Workload Universe:	No
Subject to Corrective Action Universe:	No
Non-TSDFs Where RCRA CA has Been Imposed Universe:	No
TSDFs Potentially Subject to CA Under 3004 (u)/(v) Universe:	No
TSDFs Only Subject to CA under Discretionary Auth Universe:	No
Corrective Action Priority Ranking:	No NCAPS ranking
Environmental Control Indicator:	No
Institutional Control Indicator:	No
Human Exposure Controls Indicator:	N/A
Groundwater Controls Indicator:	N/A
Operating TSDF Universe:	Not reported
Full Enforcement Universe:	Not reported
Significant Non-Complier Universe:	No
Unaddressed Significant Non-Complier Universe:	No
Addressed Significant Non-Complier Universe:	No
Significant Non-Complier With a Compliance Schedule Universe:	No
Financial Assurance Required:	Not reported
Handler Date of Last Change:	2018-09-06 17:04:05.0
Recognized Trader-Importer:	No
Recognized Trader-Exporter:	No
Importer of Spent Lead Acid Batteries:	No
Exporter of Spent Lead Acid Batteries:	No
Recycler Activity Without Storage:	No
Manifest Broker:	No
Sub-Part P Indicator:	No

Handler - Owner Operator:

Owner/Operator Indicator:	Owner
Owner/Operator Name:	CALIFORNIA DELIVERY SERVICE INC
Legal Status:	Other
Date Became Current:	Not reported
Date Ended Current:	Not reported
Owner/Operator Address:	6161 SIERRA AVE
Owner/Operator City,State,Zip:	FONTANA, CA 92336-0000
Owner/Operator Telephone:	909-355-7991
Owner/Operator Telephone Ext:	Not reported
Owner/Operator Fax:	Not reported
Owner/Operator Email:	Not reported

Owner/Operator Indicator:	Operator
Owner/Operator Name:	CHARLES D STIDHAM
Legal Status:	Other
Date Became Current:	Not reported
Date Ended Current:	Not reported
Owner/Operator Address:	6161 SIERRA AVE
Owner/Operator City,State,Zip:	FONTANA, CA 92336
Owner/Operator Telephone:	909-355-7991
Owner/Operator Telephone Ext:	Not reported
Owner/Operator Fax:	Not reported
Owner/Operator Email:	Not reported

CALIFORNIA DELIVERY SERVICE INC (Continued) **1024843538**

Historic Generators:

Receive Date:	2014-03-14 00:00:00.0
Handler Name:	CALIFORNIA DELIVERY SERVICE INC
Federal Waste Generator Description:	Not a generator, verified
State District Owner:	Not reported
Large Quantity Handler of Universal Waste:	No
Recognized Trader Importer:	No
Recognized Trader Exporter:	No
Spent Lead Acid Battery Importer:	No
Spent Lead Acid Battery Exporter:	No
Current Record:	Yes
Non Storage Recycler Activity:	Not reported
Electronic Manifest Broker:	Not reported

List of NAICS Codes and Descriptions:

NAICS Code:	48849
NAICS Description:	OTHER SUPPORT ACTIVITIES FOR ROAD TRANSPORTATION

Facility Has Received Notices of Violations:

Violations:	No Violations Found

Evaluation Action Summary:

Evaluations:	No Evaluations Found

C20 **ALMAN'S TRUCK REPAIR** **RCRA-SQG** **1000150899**
SW **6183 SIERRA AVE** **FINDS** **CAD982322646**
< 1/8 **FONTANA, CA 92335** **ECHO**
0.097 mi.
510 ft. **Site 6 of 16 in cluster C**

Relative:
Lower

Actual:
1602 ft.

RCRA-SQG:

Date Form Received by Agency:		1988-03-16 00:00:00.0
Handler Name:	ALMAN'S TRUCK REPAIR	
Handler Address:		6183 SIERRA AVE
Handler City,State,Zip:		FONTANA, CA 92335
EPA ID:		CAD982322646
Contact Name:		ENVIRONMENTAL MANAGER
Contact Address:		6183 SIERRA AVE
Contact City,State,Zip:		FONTANA, CA 92335
Contact Telephone:		714-823-0747
Contact Fax:		Not reported
Contact Email:		Not reported
Contact Title:		Not reported
EPA Region:		09
Land Type:		Not reported
Federal Waste Generator Description:		Small Quantity Generator
Non-Notifier:		Not reported
Biennial Report Cycle:		Not reported
Accessibility:		Not reported
Active Site Indicator:		Handler Activities
State District Owner:		CA
State District:		4
Mailing Address:		SIERRA AVE
Mailing City,State,Zip:		FONTANA, CA 92335
Owner Name:		AL GUERRA

ALMAN'S TRUCK REPAIR (Continued) **1000150899**

Owner Type:	Private
Operator Name:	NOT REQUIRED
Operator Type:	Private
Short-Term Generator Activity:	No
Importer Activity:	No
Mixed Waste Generator:	No
Transporter Activity:	No
Transfer Facility Activity:	No
Recycler Activity with Storage:	No
Small Quantity On-Site Burner Exemption:	No
Smelting Melting and Refining Furnace Exemption:	No
Underground Injection Control:	No
Off-Site Waste Receipt:	No
Universal Waste Indicator:	No
Universal Waste Destination Facility:	No
Federal Universal Waste:	No
Active Site Fed-Reg Treatment Storage and Disposal Facility:	Not reported
Active Site Converter Treatment storage and Disposal Facility:	Not reported
Active Site State-Reg Treatment Storage and Disposal Facility:	Not reported
Active Site State-Reg Handler:	---
Federal Facility Indicator:	Not reported
Hazardous Secondary Material Indicator:	NN
Sub-Part K Indicator:	Not reported
Commercial TSD Indicator:	No
Treatment Storage and Disposal Type:	Not reported
2018 GPRA Permit Baseline:	Not on the Baseline
2018 GPRA Renewals Baseline:	Not on the Baseline
Permit Renewals Workload Universe:	Not reported
Permit Workload Universe:	Not reported
Permit Progress Universe:	Not reported
Post-Closure Workload Universe:	Not reported
Closure Workload Universe:	Not reported
202 GPRA Corrective Action Baseline:	No
Corrective Action Workload Universe:	No
Subject to Corrective Action Universe:	No
Non-TSDFs Where RCRA CA has Been Imposed Universe:	No
TSDFs Potentially Subject to CA Under 3004 (u)/(v) Universe:	No
TSDFs Only Subject to CA under Discretionary Auth Universe:	No
Corrective Action Priority Ranking:	No NCAPS ranking
Environmental Control Indicator:	No
Institutional Control Indicator:	No
Human Exposure Controls Indicator:	N/A
Groundwater Controls Indicator:	N/A
Operating TSDF Universe:	Not reported
Full Enforcement Universe:	Not reported
Significant Non-Complier Universe:	No
Unaddressed Significant Non-Complier Universe:	No
Addressed Significant Non-Complier Universe:	No
Significant Non-Complier With a Compliance Schedule Universe:	No
Financial Assurance Required:	Not reported
Handler Date of Last Change:	2000-09-15 17:30:09.0
Recognized Trader-Importer:	No
Recognized Trader-Exporter:	No
Importer of Spent Lead Acid Batteries:	No
Exporter of Spent Lead Acid Batteries:	No
Recycler Activity Without Storage:	Not reported
Manifest Broker:	Not reported

ALMAN'S TRUCK REPAIR (Continued) **1000150899**

Sub-Part P Indicator: Not reported

Handler - Owner Operator:

Owner/Operator Indicator:	Owner
Owner/Operator Name:	AL GUERRA
Legal Status:	Private
Date Became Current:	Not reported
Date Ended Current:	Not reported
Owner/Operator Address:	NOT REQUIRED
Owner/Operator City,State,Zip:	NOT REQUIRED, ME 99999
Owner/Operator Telephone:	415-555-1212
Owner/Operator Telephone Ext:	Not reported
Owner/Operator Fax:	Not reported
Owner/Operator Email:	Not reported

Owner/Operator Indicator:	Operator
Owner/Operator Name:	NOT REQUIRED
Legal Status:	Private
Date Became Current:	Not reported
Date Ended Current:	Not reported
Owner/Operator Address:	NOT REQUIRED
Owner/Operator City,State,Zip:	NOT REQUIRED, ME 99999
Owner/Operator Telephone:	415-555-1212
Owner/Operator Telephone Ext:	Not reported
Owner/Operator Fax:	Not reported
Owner/Operator Email:	Not reported

Historic Generators:

Receive Date:	1988-03-16 00:00:00.0
Handler Name: ALMAN'S TRUCK REPAIR	
Federal Waste Generator Description:	Small Quantity Generator
State District Owner:	CA
Large Quantity Handler of Universal Waste:	No
Recognized Trader Importer:	No
Recognized Trader Exporter:	No
Spent Lead Acid Battery Importer:	No
Spent Lead Acid Battery Exporter:	No
Current Record:	Yes
Non Storage Recycler Activity:	Not reported
Electronic Manifest Broker:	Not reported

List of NAICS Codes and Descriptions:

NAICS Codes: No NAICS Codes Found

Facility Has Received Notices of Violations:

Violations: No Violations Found

Evaluation Action Summary:

Evaluations: No Evaluations Found

FINDS:

Registry ID: 110002794003

ALMAN'S TRUCK REPAIR (Continued) **1000150899**

Click Here:

Environmental Interest/Information System:
RCRAInfo is a national information system that supports the Resource Conservation and Recovery Act (RCRA) program through the tracking of events and activities related to facilities that generate, transport, and treat, store, or dispose of hazardous waste. RCRAInfo allows RCRA program staff to track the notification, permit, compliance, and corrective action activities required under RCRA.

Click this hyperlink while viewing on your computer to access additional FINDS: detail in the EDR Site Report.

ECHO:

Envid:	1000150899
Registry ID:	110002794003
DFR URL:	http://echo.epa.gov/detailed-facility-report?fid=110002794003
Name:	ALMAN'S TRUCK REPAIR
Address:	6183 SIERRA AVE
City,State,Zip:	FONTANA, CA 92335

C21 **ABANDONED UST/FICAROTTA** **UST** **U004320245**
SW **6183 SIERRA AVE BLDG 2** **N/A**
< 1/8 **FONTANA, CA 92335**
0.097 mi.
510 ft. **Site 7 of 16 in cluster C**

Relative:
Lower

Actual:
1602 ft.

UST:

Name:	ABANDONED UST/FICAROTTA
Address:	6183 SIERRA AVE BLDG 2
City,State,Zip:	FONTANA, CA 92335
Facility ID:	FA0000183
Permitting Agency:	San Bernardino County Fire Department
Latitude:	34.142274
Longitude:	-117.435821

C22 **CALIFORNIA REDWOOD GAZEBO** **San Bern. Co. Permit** **S104764599**
SW **6183 SIERRA AVE #3** **N/A**
< 1/8 **FONTANA, CA 92336**
0.097 mi.
510 ft. **Site 8 of 16 in cluster C**

Relative:
Lower

Actual:
1602 ft.

San Bern. Co. Permit:

Name:	CALIFORNIA REDWOOD GAZEBO
Address:	6183 SIERRA AVE #3
City,State,Zip:	FONTANA, CA 92336
Region:	SAN BERNARDINO
Facility ID:	FA0001730
Owner:	BARNES, GARY
Permit Number:	PT0000700
Permit Category:	HAZMAT HANDLER 0-10 EMPLOYEES
Facility Status:	INACTIVE
Expiration Date:	10/31/2008

C23 SW < 1/8 0.097 mi. 510 ft. | **WEST COAST TRAILER MFG** | **San Bern. Co. Permit** | **S106544636** | **N/A**
6183 SIERRA AVE #5
FONTANA, CA 92336

Site 9 of 16 in cluster C

Relative: Lower
Actual: 1602 ft.

San Bern. Co. Permit:

Name:	WEST COAST TRAILER MFG
Address:	6183 SIERRA AVE #5
City,State,Zip:	FONTANA, CA 92336
Region:	SAN BERNARDINO
Facility ID:	FA0009072
Owner:	BOYLEN, TIM
Permit Number:	PT0015088
Permit Category:	HAZMAT HANDLER 0-10 EMPLOYEES
Facility Status:	INACTIVE
Expiration Date:	10/31/2005

C24 SW < 1/8 0.097 mi. 510 ft. | **ACE FIREWORKS** | **SEMS-ARCHIVE** | **1006932069** | **CAN000906015**
6183 SIERRA AVENUE
FONTANA, CA 92336

Site 10 of 16 in cluster C

Relative: Lower
Actual: 1602 ft.

SEMS Archive:

Site ID:	0906015
EPA ID:	CAN000906015
Name:	ACE FIREWORKS
Address:	6183 SIERRA AVENUE
Address 2:	Not reported
City,State,Zip:	FONTANA, CA 92336
Cong District:	Not reported
FIPS Code:	06071
FF:	N
NPL:	Not on the NPL
Non NPL Status:	NFRAP-Site does not qualify for the NPL based on existing information

SEMS Archive Detail:

Region:	09
Site ID:	0906015
EPA ID:	CAN000906015
Site Name:	ACE FIREWORKS
NPL:	N
FF:	N
OU:	00
Action Code:	VS
Action Name:	ARCH SITE
SEQ:	1
Start Date:	Not reported
Finish Date:	2013-11-08 05:00:00
Qual:	Not reported
Current Action Lead:	EPA Perf In-Hse

Region:	09
Site ID:	0906015
EPA ID:	CAN000906015
Site Name:	ACE FIREWORKS
NPL:	N
FF:	N
OU:	00

ACE FIREWORKS (Continued) **1006932069**

Action Code:	PA
Action Name:	PA
SEQ:	1
Start Date:	2003-09-03 04:00:00
Finish Date:	2006-02-28 05:00:00
Qual:	N
Current Action Lead:	EPA Perf
Region:	09
Site ID:	0906015
EPA ID:	CAN000906015
Site Name:	ACE FIREWORKS
NPL:	N
FF:	N
OU:	00
Action Code:	DS
Action Name:	DISCVRY
SEQ:	1
Start Date:	2003-08-20 04:00:00
Finish Date:	2003-08-20 04:00:00
Qual:	Not reported
Current Action Lead:	EPA Perf

C25 **SALS AUTO BODY SHOP** **RCRA NonGen / NLR** **1024864995**
SW **6183 SIERRA AVE UNIT 8** **CAL000433562**
< 1/8 **FONTANA, CA 92336**
0.097 mi.
510 ft. **Site 11 of 16 in cluster C**

Relative:
Lower

Actual:
1602 ft.

RCRA NonGen / NLR:

Date Form Received by Agency:		2018-02-09 00:00:00.0
Handler Name:	SALS AUTO BODY SHOP	
Handler Address:		6183 SIERRA AVE UNIT 8
Handler City,State,Zip:		FONTANA, CA 92336
EPA ID:		CAL000433562
Contact Name:		SALVADOR GONZALEZ
Contact Address:		6183 SIERRA AVE UNIT 8
Contact City,State,Zip:		FONTANA, CA 92336
Contact Telephone:		909-380-6959
Contact Fax:		Not reported
Contact Email:		SALSAITOSHOP@GMAIL.COM
Contact Title:		Not reported
EPA Region:		09
Land Type:		Not reported
Federal Waste Generator Description:		Not a generator, verified
Non-Notifier:		Not reported
Biennial Report Cycle:		Not reported
Accessibility:		Not reported
Active Site Indicator:		Handler Activities
State District Owner:		Not reported
State District:		Not reported
Mailing Address:		6183 SIERRA AVE UNIT 8
Mailing City,State,Zip:		FONTANA, CA 92336
Owner Name:		SALVADOR GONZALEZ
Owner Type:		Other
Operator Name:		SALVADOR GONZALEZ
Operator Type:		Other

SALS AUTO BODY SHOP (Continued) **1024864995**

Short-Term Generator Activity:	No
Importer Activity:	No
Mixed Waste Generator:	No
Transporter Activity:	No
Transfer Facility Activity:	No
Recycler Activity with Storage:	No
Small Quantity On-Site Burner Exemption:	No
Smelting Melting and Refining Furnace Exemption:	No
Underground Injection Control:	No
Off-Site Waste Receipt:	No
Universal Waste Indicator:	Yes
Universal Waste Destination Facility:	Yes
Federal Universal Waste:	No
Active Site Fed-Reg Treatment Storage and Disposal Facility:	Not reported
Active Site Converter Treatment storage and Disposal Facility:	Not reported
Active Site State-Reg Treatment Storage and Disposal Facility:	Not reported
Active Site State-Reg Handler:	---
Federal Facility Indicator:	Not reported
Hazardous Secondary Material Indicator:	N
Sub-Part K Indicator:	Not reported
Commercial TSD Indicator:	No
Treatment Storage and Disposal Type:	Not reported
2018 GPRA Permit Baseline:	Not on the Baseline
2018 GPRA Renewals Baseline:	Not on the Baseline
Permit Renewals Workload Universe:	Not reported
Permit Workload Universe:	Not reported
Permit Progress Universe:	Not reported
Post-Closure Workload Universe:	Not reported
Closure Workload Universe:	Not reported
202 GPRA Corrective Action Baseline:	No
Corrective Action Workload Universe:	No
Subject to Corrective Action Universe:	No
Non-TSDFs Where RCRA CA has Been Imposed Universe:	No
TSDFs Potentially Subject to CA Under 3004 (u)/(v) Universe:	No
TSDFs Only Subject to CA under Discretionary Auth Universe:	No
Corrective Action Priority Ranking:	No NCAPS ranking
Environmental Control Indicator:	No
Institutional Control Indicator:	No
Human Exposure Controls Indicator:	N/A
Groundwater Controls Indicator:	N/A
Operating TSDF Universe:	Not reported
Full Enforcement Universe:	Not reported
Significant Non-Complier Universe:	No
Unaddressed Significant Non-Complier Universe:	No
Addressed Significant Non-Complier Universe:	No
Significant Non-Complier With a Compliance Schedule Universe:	No
Financial Assurance Required:	Not reported
Handler Date of Last Change:	2018-09-07 19:37:25.0
Recognized Trader-Importer:	No
Recognized Trader-Exporter:	No
Importer of Spent Lead Acid Batteries:	No
Exporter of Spent Lead Acid Batteries:	No
Recycler Activity Without Storage:	No
Manifest Broker:	No
Sub-Part P Indicator:	No

SALS AUTO BODY SHOP (Continued) **1024864995**

Handler - Owner Operator:

Owner/Operator Indicator:	Owner
Owner/Operator Name:	SALVADOR GONZALEZ
Legal Status:	Other
Date Became Current:	Not reported
Date Ended Current:	Not reported
Owner/Operator Address:	6183 SIERRA AVE UNIT 8
Owner/Operator City,State,Zip:	FONTANA, CA 92336
Owner/Operator Telephone:	909-380-6959
Owner/Operator Telephone Ext:	Not reported
Owner/Operator Fax:	Not reported
Owner/Operator Email:	Not reported

Owner/Operator Indicator:	Operator
Owner/Operator Name:	SALVADOR GONZALEZ
Legal Status:	Other
Date Became Current:	Not reported
Date Ended Current:	Not reported
Owner/Operator Address:	6183 SIERRA AVE UNIT 8
Owner/Operator City,State,Zip:	FONTANA, CA 92336
Owner/Operator Telephone:	909-380-6959
Owner/Operator Telephone Ext:	Not reported
Owner/Operator Fax:	Not reported
Owner/Operator Email:	Not reported

Historic Generators:

Receive Date:	2018-02-09 00:00:00.0
Handler Name: SALS AUTO BODY SHOP	
Federal Waste Generator Description:	Not a generator, verified
State District Owner:	Not reported
Large Quantity Handler of Universal Waste:	No
Recognized Trader Importer:	No
Recognized Trader Exporter:	No
Spent Lead Acid Battery Importer:	No
Spent Lead Acid Battery Exporter:	No
Current Record:	Yes
Non Storage Recycler Activity:	Not reported
Electronic Manifest Broker:	Not reported

List of NAICS Codes and Descriptions:

NAICS Code:	811121
NAICS Description:	AUTOMOTIVE BODY, PAINT, AND INTERIOR REPAIR AND MAINTENANCE

Facility Has Received Notices of Violations:

Violations:	No Violations Found

Evaluation Action Summary:

Evaluations:	No Evaluations Found

C26 SW < 1/8 0.097 mi. 510 ft. — **ABANDONED UST/FICAROTTA**, **6183 SIERRA AVE BLDG 2**, **FONTANA, CA 92335** — **San Bern. Co. Permit** — **S104763042** / **N/A**

Site 12 of 16 in cluster C

Relative: Lower
Actual: 1602 ft.

San Bern. Co. Permit:

Name:	ABANDONED UST/FICAROTTA
Address:	6183 SIERRA AVE BLDG 2
City,State,Zip:	FONTANA, CA 92335
Region:	SAN BERNARDINO
Facility ID:	FA0000183
Owner:	FICAROTTA, THOMAS
Permit Number:	PT0005843
Permit Category:	HAZMAT HANDLER, UST ONLY - PER YEAR
Facility Status:	INACTIVE
Expiration Date:	03/31/1993

Name:	ABANDONED UST/FICAROTTA
Address:	6183 SIERRA AVE BLDG 2
City,State,Zip:	FONTANA, CA 92335
Region:	SAN BERNARDINO
Facility ID:	FA0000183
Owner:	FICAROTTA, THOMAS
Permit Number:	PT0010360
Permit Category:	REGULAR UST ANNUAL INSPECTION (PER TANK)
Facility Status:	INACTIVE
Expiration Date:	03/31/1993

Name:	ABANDONED UST/FICAROTTA
Address:	6183 SIERRA AVE BLDG 2
City,State,Zip:	FONTANA, CA 92335
Region:	SAN BERNARDINO
Facility ID:	FA0000183
Owner:	FICAROTTA, THOMAS
Permit Number:	PT0010359
Permit Category:	REGULAR UST ANNUAL INSPECTION (PER TANK)
Facility Status:	INACTIVE
Expiration Date:	03/31/1992

C27 SW < 1/8 0.097 mi. 510 ft. — **FURNITURE BROTHERS**, **6183 SIERRA AVE 6-A**, **FONTANA, CA 92336** — **SWEEPS UST**, **San Bern. Co. Permit** — **S100946943** / **N/A**

Site 13 of 16 in cluster C

Relative: Lower
Actual: 1602 ft.

SWEEPS UST:

Name:	FICAROTTA PROPERTY/ABANDONED TANK
Address:	6183 SIERRA
City:	FONTANA
Status:	Not reported
Comp Number:	26406
Number:	Not reported
Board Of Equalization:	Not reported
Referral Date:	Not reported
Action Date:	Not reported
Created Date:	Not reported
Owner Tank Id:	Not reported
SWRCB Tank Id:	36-000-026406-000001
Tank Status:	Not reported

FURNITURE BROTHERS (Continued) **S100946943**

Capacity:	5000
Active Date:	Not reported
Tank Use:	EMPTY
STG:	PRODUCT
Content:	Not reported
Number Of Tanks:	2

Name:	FICAROTTA PROPERTY/ABANDONED TANK
Address:	6183 SIERRA
City:	FONTANA
Status:	Not reported
Comp Number:	26406
Number:	Not reported
Board Of Equalization:	Not reported
Referral Date:	Not reported
Action Date:	Not reported
Created Date:	Not reported
Owner Tank Id:	Not reported
SWRCB Tank Id:	36-000-026406-000002
Tank Status:	Not reported
Capacity:	5000
Active Date:	Not reported
Tank Use:	EMPTY
STG:	PRODUCT
Content:	Not reported
Number Of Tanks:	Not reported

San Bern. Co. Permit:

Name:	FURNITURE BROTHERS
Address:	6183 SIERRA AVE 6-A
City,State,Zip:	FONTANA, CA 92336
Region:	SAN BERNARDINO
Facility ID:	FA0009073
Owner:	GARCIA, JESUS
Permit Number:	PT0015089
Permit Category:	HAZMAT HANDLER 0-10 EMPLOYEES
Facility Status:	INACTIVE
Expiration Date:	10/31/2005

C28 **SIERRA METAL & TRUCK BODY FAB INC** **San Bern. Co. Permit** **S122218534**
SW **6183 SIERRA AVE AVE UNIT 4** **N/A**
< 1/8 **FONTANA, CA 92336**
0.097 mi.
510 ft. **Site 14 of 16 in cluster C**

Relative:
Lower

Actual:
1602 ft.

San Bern. Co. Permit:

Name:	SIERRA METAL & TRUCK BODY FAB INC
Address:	6183 SIERRA AVE AVE UNIT 4
City,State,Zip:	FONTANA, CA 92336
Region:	SAN BERNARDINO
Facility ID:	FA0009074
Owner:	NAVARRO, ALFONSO
Permit Number:	PT0015090
Permit Category:	HAZARDOUS MATERIALS 4-10 CHEMICALS
Facility Status:	ACTIVE
Expiration Date:	10/31/2020

SIERRA METAL & TRUCK BODY FAB INC (Continued) **S122218534**

Name: SIERRA METAL & TRUCK BODY FAB INC
Address: 6183 SIERRA AVE AVE UNIT 4
City,State,Zip: FONTANA, CA 92336
Region: SAN BERNARDINO
Facility ID: FA0009074
Owner: NAVARRO, ALFONSO
Permit Number: PT0023914
Permit Category: SPECIAL GENERATOR
Facility Status: INACTIVE
Expiration Date: 10/31/2010

C29
SW
< 1/8
0.107 mi.
565 ft.

Relative:
Lower

Actual:
1600 ft.

LES SCHWAB TIRE CENTER #570
6251 SIERRA AVE
FONTANA, CA 92336

Site 15 of 16 in cluster C

CERS HAZ WASTE **S118119310**
HAZNET **N/A**
NPDES
San Bern. Co. Permit
CIWQS
CERS
HWTS

CERS HAZ WASTE:
Name: LES SCHWAB TIRE CENTER #570
Address: 6251 SIERRA AVE
City,State,Zip: FONTANA, CA 92336
Site ID: 396445
CERS ID: 10672090
CERS Description: Hazardous Waste Generator

HAZNET:
Name: LES SCHWAB TIRE CENTER #570
Address: 6251 SIERRA AVE
Address 2: Not reported
City,State,Zip: FONTANA, CA 97708
Contact: SCOTT KNUTZ
Telephone: 5414165514
Mailing Name: Not reported
Mailing Address: PO BOX 5350

Year: 2019
Gepaid: CAL000414960
TSD EPA ID: CAD044429835
CA Waste Code: 181 - Other inorganic solid waste
Disposal Method: H141 - Storage, Bulking, And/Or Transfer Off Site--No Treatment/Reovery (H010-H129) Or (H131-H135)
Tons: 0.02500

Year: 2018
Gepaid: CAL000414960
TSD EPA ID: CAD044429835
CA Waste Code: 181 - Other inorganic solid waste
Disposal Method: H141 - Storage, Bulking, And/Or Transfer Off Site--No Treatment/Reovery (H010-H129) Or (H131-H135)
Tons: 0.12500

Year: 2018
Gepaid: CAL000414960
TSD EPA ID: NED981723513
CA Waste Code: 343 - Unspecified organic liquid mixture

LES SCHWAB TIRE CENTER #570 (Continued) **S118119310**

Disposal Method:	H141 - Storage, Bulking, And/Or Transfer Off Site--No Treatment/Reovery (H010-H129) Or (H131-H135)
Tons:	0.15000
Year:	2017
Gepaid:	CAL000414960
TSD EPA ID:	CAD044429835
CA Waste Code:	343 - Unspecified organic liquid mixture
Disposal Method:	H141 - Storage, Bulking, And/Or Transfer Off Site--No Treatment/Reovery (H010-H129) Or (H131-H135)
Tons:	0.1

Additional Info:

Year:	2017
Gen EPA ID:	CAL000414960
Shipment Date:	20170417
Creation Date:	5/21/2018 18:32:48
Receipt Date:	20170501
Manifest ID:	005985674SKS
Trans EPA ID:	TXR000081205
Trans Name:	SAFETY-KLEEN SYSTEMS INC
Trans 2 EPA ID:	MAD039322250
Trans 2 Name:	CLEAN HARBORS ENVIR SVS INC
TSDF EPA ID:	CAD044429835
Trans Name:	CLEAN HARBORS OF WILMINGTON LLC
TSDF Alt EPA ID:	Not reported
TSDF Alt Name:	Not reported
Waste Code Description:	343 - Unspecified organic liquid mixture
RCRA Code:	Not reported
Meth Code:	H141 - Storage, Bulking, And/Or Transfer Off Site--No Treatment/Reovery (H010-H129) Or (H131-H135)
Quantity Tons:	0.1
Waste Quantity:	200
Quantity Unit:	P
Additional Code 1:	Not reported
Additional Code 2:	Not reported
Additional Code 3:	Not reported
Additional Code 4:	Not reported
Additional Code 5:	Not reported

NPDES:

Name:	LES SCHWAB TIRES
Address:	6251 SIERRA AVENUE
City,State,Zip:	FONTANA, CA 92336
Facility Status:	Not reported
NPDES Number:	Not reported
Region:	Not reported
Agency Number:	Not reported
Regulatory Measure ID:	Not reported
Place ID:	Not reported
Order Number:	Not reported
WDID:	8 36C373241
Regulatory Measure Type:	Construction
Program Type:	Not reported

LES SCHWAB TIRE CENTER #570 (Continued) **S118119310**

Adoption Date Of Regulatory Measure:	Not reported
Effective Date Of Regulatory Measure:	Not reported
Termination Date Of Regulatory Measure:	Not reported
Expiration Date Of Regulatory Measure:	Not reported
Discharge Address:	Not reported
Discharge Name:	Not reported
Discharge City:	Not reported
Discharge State:	Not reported
Discharge Zip:	Not reported
Status:	Terminated
Status Date:	08/29/2016
Operator Name:	Evergreen Devco Inc
Operator Address:	2390 East Camelback Road
Operator City:	Phoenix
Operator State:	Arizona
Operator Zip:	85016

NPDES as of 03/2018:

NPDES Number:	CAS000002
Status:	Terminated
Agency Number:	0
Region:	8
Regulatory Measure ID:	455924
Order Number:	2009-0009-DWQ
Regulatory Measure Type:	Enrollee
Place ID:	Not reported
WDID:	8 36C373241
Program Type:	Construction
Adoption Date Of Regulatory Measure:	Not reported
Effective Date Of Regulatory Measure:	06/23/2015
Expiration Date Of Regulatory Measure:	Not reported
Termination Date Of Regulatory Measure:	08/19/2016
Discharge Name:	Evergreen Devco Inc
Discharge Address:	2390 East Camelback Road
Discharge City:	Phoenix
Discharge State:	Arizona
Discharge Zip:	85016
Received Date:	Not reported
Processed Date:	Not reported
Status:	Not reported
Status Date:	Not reported
Place Size:	Not reported
Place Size Unit:	Not reported
Contact:	Not reported
Contact Title:	Not reported
Contact Phone:	Not reported
Contact Phone Ext:	Not reported
Contact Email:	Not reported
Operator Name:	Not reported
Operator Address:	Not reported
Operator City:	Not reported
Operator State:	Not reported
Operator Zip:	Not reported
Operator Contact:	Not reported
Operator Contact Title:	Not reported
Operator Contact Phone:	Not reported
Operator Contact Phone Ext:	Not reported
Operator Contact Email:	Not reported

LES SCHWAB TIRE CENTER #570 (Continued) **S118119310**

Operator Type:	Not reported
Developer:	Not reported
Developer Address:	Not reported
Developer City:	Not reported
Developer State:	Not reported
Developer Zip:	Not reported
Developer Contact:	Not reported
Developer Contact Title:	Not reported
Constype Linear Utility Ind:	Not reported
Emergency Phone:	Not reported
Emergency Phone Ext:	Not reported
Constype Above Ground Ind:	Not reported
Constype Below Ground Ind:	Not reported
Constype Cable Line Ind:	Not reported
Constype Comm Line Ind:	Not reported
Constype Commertial Ind:	Not reported
Constype Electrical Line Ind:	Not reported
Constype Gas Line Ind:	Not reported
Constype Industrial Ind:	Not reported
Constype Other Description:	Not reported
Constype Other Ind:	Not reported
Constype Recons Ind:	Not reported
Constype Residential Ind:	Not reported
Constype Transport Ind:	Not reported
Constype Utility Description:	Not reported
Constype Utility Ind:	Not reported
Constype Water Sewer Ind:	Not reported
Dir Discharge Uswater Ind:	Not reported
Receiving Water Name:	Not reported
Certifier:	Not reported
Certifier Title:	Not reported
Certification Date:	Not reported
Primary Sic:	Not reported
Secondary Sic:	Not reported
Tertiary Sic:	Not reported
NPDES Number:	Not reported
Status:	Not reported
Agency Number:	Not reported
Region:	8
Regulatory Measure ID:	455924
Order Number:	Not reported
Regulatory Measure Type:	Construction
Place ID:	Not reported
WDID:	8 36C373241
Program Type:	Not reported
Adoption Date Of Regulatory Measure:	Not reported
Effective Date Of Regulatory Measure:	Not reported
Expiration Date Of Regulatory Measure:	Not reported
Termination Date Of Regulatory Measure:	08/19/2016
Discharge Name:	Not reported
Discharge Address:	Not reported
Discharge City:	Not reported
Discharge State:	Not reported
Discharge Zip:	Not reported
Received Date:	06/15/2015
Processed Date:	06/23/2015

LES SCHWAB TIRE CENTER #570 (Continued) **S118119310**

Status:	Terminated
Status Date:	08/29/2016
Place Size:	1.6
Place Size Unit:	Acres
Contact:	Zach Lauterbach
Contact Title:	Development Manager
Contact Phone:	606-808-8600
Contact Phone Ext:	Not reported
Contact Email:	zlauterbach@evgre.com
Operator Name:	Evergreen Devco Inc
Operator Address:	2390 East Camelback Road
Operator City:	Phoenix
Operator State:	Arizona
Operator Zip:	85016
Operator Contact:	Zach Lauterbach
Operator Contact Title:	Development Manager
Operator Contact Phone:	606-808-8600
Operator Contact Phone Ext:	Not reported
Operator Contact Email:	zlauterbach@evgre.com
Operator Type:	Private Business
Developer:	Evergreen Devco Inc
Developer Address:	2390 East Camelback Road
Developer City:	Phoenix
Developer State:	Arizona
Developer Zip:	85016
Developer Contact:	Zach Lauterbach
Developer Contact Title:	Development Manager
Constype Linear Utility Ind:	N
Emergency Phone:	Not reported
Emergency Phone Ext:	Not reported
Constype Above Ground Ind:	N
Constype Below Ground Ind:	N
Constype Cable Line Ind:	N
Constype Comm Line Ind:	N
Constype Commertial Ind:	N
Constype Electrical Line Ind:	N
Constype Gas Line Ind:	N
Constype Industrial Ind:	N
Constype Other Description:	Not reported
Constype Other Ind:	N
Constype Recons Ind:	N
Constype Residential Ind:	N
Constype Transport Ind:	N
Constype Utility Description:	Not reported
Constype Utility Ind:	N
Constype Water Sewer Ind:	N
Dir Discharge Uswater Ind:	N
Receiving Water Name:	Santa Ana River
Certifier:	Andy Call
Certifier Title:	Sr Development Manager
Certification Date:	15-JUN-15
Primary Sic:	Not reported
Secondary Sic:	Not reported
Tertiary Sic:	Not reported

LES SCHWAB TIRE CENTER #570 (Continued) **S118119310**

San Bern. Co. Permit:

Name:	LES SCHWAB TIRE CENTER #570
Address:	6251 SIERRA AVE
City,State,Zip:	FONTANA, CA 92336
Region:	SAN BERNARDINO
Facility ID:	FA0016785
Owner:	Les Schwab Tire Centers of Central CA, Inc.
Permit Number:	PT0036208
Permit Category:	HAZARDOUS MATERIALS 1-3 CHEMICALS
Facility Status:	ACTIVE
Expiration Date:	08/31/2020

Name:	LES SCHWAB TIRE CENTER #570
Address:	6251 SIERRA AVE
City,State,Zip:	FONTANA, CA 92336
Region:	SAN BERNARDINO
Facility ID:	FA0016785
Owner:	Les Schwab Tire Centers of Central CA, Inc.
Permit Number:	PT0035993
Permit Category:	SMALL QUANTITY GENERATOR
Facility Status:	ACTIVE
Expiration Date:	08/31/2020

CIWQS:

Name:	LES SCHWAB TIRES
Address:	6251 SIERRA AVENUE
City,State,Zip:	FONTANA, CA 92336
Agency:	Evergreen Devco Inc
Agency Address:	2390 East Camelback Road Suite 410, Phoenix, AZ 85016
Place/Project Type:	Construction
SIC/NAICS:	Not reported
Region:	8
Program:	CONSTW
Regulatory Measure Status:	Terminated
Regulatory Measure Type:	Storm water construction
Order Number:	2009-0009-DWQ
WDID:	8 36C373241
NPDES Number:	CAS000002
Adoption Date:	Not reported
Effective Date:	06/23/2015
Termination Date:	08/19/2016
Expiration/Review Date:	Not reported
Design Flow:	Not reported
Major/Minor:	Not reported
Complexity:	Not reported
TTWQ:	Not reported
Enforcement Actions within 5 years:	0
Violations within 5 years:	0
Latitude:	34.137948
Longitude:	-117.435477

CERS:

Name:	LES SCHWAB TIRE CENTER #570
Address:	6251 SIERRA AVE
City,State,Zip:	FONTANA, CA 92336
Site ID:	396445

LES SCHWAB TIRE CENTER #570 (Continued) **S118119310**

CERS ID: 10672090
CERS Description: Chemical Storage Facilities

Violations:

Site ID: 396445
Site Name: Les Schwab Tire Center #570
Violation Date: 8/26/2019
Citation: HSC 6.5 25250.22 - California Health and Safety Code, Chapter 6.5, Section(s) 25250.22
Violation Description: Failure to properly manage used oil and/or fuel filters in accordance with the requirements.
Violation Notes: Returned to compliance on 09/27/2019. OBSERVATION: Observed (1) 55-gallon drum of drained used metal filters mixed with used paper filters. CORRECTIVE ACTION: Separate the used paper filters from drained used metal filters and treat the used paper filters as hazardous waste. Submit photo of paper filters in a separate container to this Department along with the certificate of compliance completed.
Violation Division: San Bernardino County Fire Department
Violation Program: HW
Violation Source: CERS

Site ID: 396445
Site Name: Les Schwab Tire Center #570
Violation Date: 8/26/2019
Citation: HSC 6.95 25508(a)(1) - California Health and Safety Code, Chapter 6.95, Section(s) 25508(a)(1)
Violation Description: Failure to complete and electronically submit hazardous material inventory information for all reportable hazardous materials on site at or above reportable quantities.
Violation Notes: Returned to compliance on 09/27/2019. OBSERVATION: Observed (2) 55-gallon drums of used oil that are listed on the hazardous materials inventory via CERS in the incorrect daily max quantity. CERS ID#10672090. CORRECTIVE ACTION: Update the daily max quantity of used oil to reflect (2) 55-gallon drums of used oil. Submit the certificate of compliance completed to this Department once the hazardous materials inventory has been updated.
Violation Division: San Bernardino County Fire Department
Violation Program: HMRRP
Violation Source: CERS

Evaluation:

Eval General Type: Compliance Evaluation Inspection
Eval Date: 08-26-2019
Violations Found: Yes
Eval Type: Routine done by local agency
Eval Notes: Not reported
Eval Division: San Bernardino County Fire Department
Eval Program: HMRRP
Eval Source: CERS

Eval General Type: Compliance Evaluation Inspection
Eval Date: 07-14-2016
Violations Found: No
Eval Type: Routine done by local agency
Eval Notes: New facility inspection
Eval Division: San Bernardino County Fire Department
Eval Program: HMRRP

LES SCHWAB TIRE CENTER #570 (Continued) **S118119310**

Eval Source:	CERS
Eval General Type:	Compliance Evaluation Inspection
Eval Date:	08-26-2019
Violations Found:	Yes
Eval Type:	Routine done by local agency
Eval Notes:	Not reported
Eval Division:	San Bernardino County Fire Department
Eval Program:	HW
Eval Source:	CERS
Eval General Type:	Compliance Evaluation Inspection
Eval Date:	07-14-2016
Violations Found:	No
Eval Type:	Routine done by local agency
Eval Notes:	New facility inspection
Eval Division:	San Bernardino County Fire Department
Eval Program:	HW
Eval Source:	CERS

Coordinates:

Site ID:	396445
Facility Name:	Les Schwab Tire Center #570
Env Int Type Code:	HMBP
Program ID:	10672090
Coord Name:	Not reported
Ref Point Type Desc:	Center of a facility or station.
Latitude:	34.140930
Longitude:	-117.435920

Affiliation:

Affiliation Type Desc:	CUPA District
Entity Name:	San Bernardino County Fire
Entity Title:	Not reported
Affiliation Address:	620 South E Street
Affiliation City:	San Bernardino
Affiliation State:	CA
Affiliation Country:	Not reported
Affiliation Zip:	92415-0153
Affiliation Phone:	(909) 386-8401
Affiliation Type Desc:	Identification Signer
Entity Name:	Darren McClain
Entity Title:	CA Field Safety Coordinator
Affiliation Address:	Not reported
Affiliation City:	Not reported
Affiliation State:	Not reported
Affiliation Country:	Not reported
Affiliation Zip:	Not reported
Affiliation Phone:	Not reported
Affiliation Type Desc:	Operator
Entity Name:	Scott Nye
Entity Title:	Not reported
Affiliation Address:	Not reported
Affiliation City:	Not reported

LES SCHWAB TIRE CENTER #570 (Continued) **S118119310**

Affiliation State:	Not reported
Affiliation Country:	Not reported
Affiliation Zip:	Not reported
Affiliation Phone:	(909) 273-5861
Affiliation Type Desc:	Parent Corporation
Entity Name:	Les Schwab Tire Center #570
Entity Title:	Not reported
Affiliation Address:	Not reported
Affiliation City:	Not reported
Affiliation State:	Not reported
Affiliation Country:	Not reported
Affiliation Zip:	Not reported
Affiliation Phone:	Not reported
Affiliation Type Desc:	Document Preparer
Entity Name:	Darren McClain
Entity Title:	Not reported
Affiliation Address:	Not reported
Affiliation City:	Not reported
Affiliation State:	Not reported
Affiliation Country:	Not reported
Affiliation Zip:	Not reported
Affiliation Phone:	Not reported
Affiliation Type Desc:	Environmental Contact
Entity Name:	Darren McClain
Entity Title:	Not reported
Affiliation Address:	9095 Fairway Drive
Affiliation City:	Roseville
Affiliation State:	CA
Affiliation Country:	Not reported
Affiliation Zip:	95678
Affiliation Phone:	Not reported
Affiliation Type Desc:	Facility Mailing Address
Entity Name:	Mailing Address
Entity Title:	Not reported
Affiliation Address:	PO Box 5350
Affiliation City:	Bend
Affiliation State:	OR
Affiliation Country:	Not reported
Affiliation Zip:	97708
Affiliation Phone:	Not reported
Affiliation Type Desc:	Legal Owner
Entity Name:	Les Schwab Tire Centers of Central CA, Inc.
Entity Title:	Not reported
Affiliation Address:	PO Box 5350
Affiliation City:	Bend
Affiliation State:	OR
Affiliation Country:	United States
Affiliation Zip:	97708
Affiliation Phone:	(541) 416-5514

LES SCHWAB TIRE CENTER #570 (Continued) **S118119310**

HWTS:

Name:	LES SCHWAB TIRE CENTER #570
Address:	6251 SIERRA AVE
Address 2:	Not reported
City,State,Zip:	FONTANA, CA 92336
EPA ID:	CAL000414960
Inactive Date:	Not reported
Create Date:	03/08/2016
Last Act Date:	08/07/2020
Mailing Name:	Not reported
Mailing Address:	PO BOX 5350
Mailing Address 2:	Not reported
Mailing City,State,Zip:	BEND, OR 97708
Owner Name:	LES SCHWAB TIRE CENTERS OF CENTRAL
Owner Address:	PO BOX 5350
Owner Address 2:	Not reported
Owner City,State,Zip:	BEND, OR 97708
Contact Name:	SCOTT KNUTZ
Contact Address:	PO BOX 5350
Contact Address 2:	Not reported
City,State,Zip:	BEND, OR 977085350

NAICS:

EPA ID:	CAL000414960
Create Date:	2016-03-08 16:43:54.750
NAICS Code:	45299
NAICS Description:	All Other General Merchandise Stores
Issued EPA ID Date:	2016-03-08 16:43:54.75000
Inactive Date:	Not reported
Facility Name:	LES SCHWAB TIRE CENTER #570
Facility Address:	6251 SIERRA AVE
Facility Address 2:	Not reported
Facility City:	FONTANA
Facility County:	Not reported
Facility State:	CA
Facility Zip:	92336

C30 **LES SCHWAB TIRE CENTER #570** **RCRA NonGen / NLR** **1024854258**
SW **6251 SIERRA AVE** **CAL000414960**
< 1/8 **FONTANA, CA 92336**
0.107 mi.
565 ft. **Site 16 of 16 in cluster C**

Relative:
Lower

Actual:
1600 ft.

RCRA NonGen / NLR:

Date Form Received by Agency:	2016-03-08 00:00:00.0
Handler Name:	LES SCHWAB TIRE CENTER #570
Handler Address:	6251 SIERRA AVE
Handler City,State,Zip:	FONTANA, CA 92336
EPA ID:	CAL000414960
Contact Name:	SCOTT KNUTZ
Contact Address:	PO BOX 5350
Contact City,State,Zip:	BEND, OR 97708-5350
Contact Telephone:	541-416-5514
Contact Fax:	541-416-5367
Contact Email:	SCOTT.W.KNUTZ@LESSCHWAB.COM
Contact Title:	Not reported
EPA Region:	09

LES SCHWAB TIRE CENTER #570 (Continued) **1024854258**

Land Type:	Not reported
Federal Waste Generator Description:	Not a generator, verified
Non-Notifier:	Not reported
Biennial Report Cycle:	Not reported
Accessibility:	Not reported
Active Site Indicator:	Handler Activities
State District Owner:	Not reported
State District:	Not reported
Mailing Address:	PO BOX 5350
Mailing City,State,Zip:	BEND, OR 97708
Owner Name:	LES SCHWAB TIRE CENTERS OF CENTRAL
Owner Type:	Other
Operator Name:	SCOTT KNUTZ
Operator Type:	Other
Short-Term Generator Activity:	No
Importer Activity:	No
Mixed Waste Generator:	No
Transporter Activity:	No
Transfer Facility Activity:	No
Recycler Activity with Storage:	No
Small Quantity On-Site Burner Exemption:	No
Smelting Melting and Refining Furnace Exemption:	No
Underground Injection Control:	No
Off-Site Waste Receipt:	No
Universal Waste Indicator:	Yes
Universal Waste Destination Facility:	Yes
Federal Universal Waste:	No
Active Site Fed-Reg Treatment Storage and Disposal Facility:	Not reported
Active Site Converter Treatment storage and Disposal Facility:	Not reported
Active Site State-Reg Treatment Storage and Disposal Facility:	Not reported
Active Site State-Reg Handler:	---
Federal Facility Indicator:	Not reported
Hazardous Secondary Material Indicator:	N
Sub-Part K Indicator:	Not reported
Commercial TSD Indicator:	No
Treatment Storage and Disposal Type:	Not reported
2018 GPRA Permit Baseline:	Not on the Baseline
2018 GPRA Renewals Baseline:	Not on the Baseline
Permit Renewals Workload Universe:	Not reported
Permit Workload Universe:	Not reported
Permit Progress Universe:	Not reported
Post-Closure Workload Universe:	Not reported
Closure Workload Universe:	Not reported
202 GPRA Corrective Action Baseline:	No
Corrective Action Workload Universe:	No
Subject to Corrective Action Universe:	No
Non-TSDFs Where RCRA CA has Been Imposed Universe:	No
TSDFs Potentially Subject to CA Under 3004 (u)/(v) Universe:	No
TSDFs Only Subject to CA under Discretionary Auth Universe:	No
Corrective Action Priority Ranking:	No NCAPS ranking
Environmental Control Indicator:	No
Institutional Control Indicator:	No
Human Exposure Controls Indicator:	N/A
Groundwater Controls Indicator:	N/A
Operating TSDF Universe:	Not reported
Full Enforcement Universe:	Not reported
Significant Non-Complier Universe:	No

LES SCHWAB TIRE CENTER #570 (Continued) **1024854258**

Unaddressed Significant Non-Complier Universe:	No
Addressed Significant Non-Complier Universe:	No
Significant Non-Complier With a Compliance Schedule Universe:	No
Financial Assurance Required:	Not reported
Handler Date of Last Change:	2018-09-06 17:07:32.0
Recognized Trader-Importer:	No
Recognized Trader-Exporter:	No
Importer of Spent Lead Acid Batteries:	No
Exporter of Spent Lead Acid Batteries:	No
Recycler Activity Without Storage:	No
Manifest Broker:	No
Sub-Part P Indicator:	No

Handler - Owner Operator:

Owner/Operator Indicator:	Owner
Owner/Operator Name:	LES SCHWAB TIRE CENTERS OF CENTRAL
Legal Status:	Other
Date Became Current:	Not reported
Date Ended Current:	Not reported
Owner/Operator Address:	PO BOX 5350
Owner/Operator City,State,Zip:	BEND, OR 97708
Owner/Operator Telephone:	541-416-5514
Owner/Operator Telephone Ext:	Not reported
Owner/Operator Fax:	Not reported
Owner/Operator Email:	Not reported

Owner/Operator Indicator:	Operator
Owner/Operator Name:	SCOTT KNUTZ
Legal Status:	Other
Date Became Current:	Not reported
Date Ended Current:	Not reported
Owner/Operator Address:	PO BOX 5350
Owner/Operator City,State,Zip:	BEND, OR 97708-5350
Owner/Operator Telephone:	541-416-5514
Owner/Operator Telephone Ext:	Not reported
Owner/Operator Fax:	Not reported
Owner/Operator Email:	Not reported

Historic Generators:

Receive Date:	2016-03-08 00:00:00.0
Handler Name:	LES SCHWAB TIRE CENTER #570
Federal Waste Generator Description:	Not a generator, verified
State District Owner:	Not reported
Large Quantity Handler of Universal Waste:	No
Recognized Trader Importer:	No
Recognized Trader Exporter:	No
Spent Lead Acid Battery Importer:	No
Spent Lead Acid Battery Exporter:	No
Current Record:	Yes
Non Storage Recycler Activity:	Not reported
Electronic Manifest Broker:	Not reported

List of NAICS Codes and Descriptions:

NAICS Code:	45299
NAICS Description:	ALL OTHER GENERAL MERCHANDISE STORES

LES SCHWAB TIRE CENTER #570 (Continued) **1024854258**

Facility Has Received Notices of Violations:
Violations: No Violations Found

Evaluation Action Summary:
Evaluations: No Evaluations Found

---

31 South 1/8-1/4 0.145 mi. 764 ft.

AMERICAN TIRE DISPOSAL
6101 SIERRA AVE
FONTANA, CA 92336

San Bern. Co. Permit **S105857370**
WDS **N/A**

Relative: Lower
Actual: 1594 ft.

San Bern. Co. Permit:

Name:	AMERICAN TIRE DISPOSAL
Address:	6101 SIERRA AVE
City,State,Zip:	FONTANA, CA 92336
Region:	SAN BERNARDINO
Facility ID:	FA0007783
Owner:	HERNANDEZ, ERNESTO
Permit Number:	PT0013454
Permit Category:	HAZMAT HANDLER 0-10 EMPLOYEES (W/GEN PRMT)
Facility Status:	INACTIVE
Expiration Date:	11/30/2003

WDS:

Name:	STORM MID-VALLEY
Address:	6101 SIERRA
City:	FONTANA
Facility ID:	Santa Ana River 36I005249
Facility Type:	Industrial - Facility that treats and/or disposes of liquid or semisolid wastes from any servicing, producing, manufacturing or processing operation of whatever nature, including mining, gravel washing, geothermal operations, air conditioning, ship building and repairing, oil production, storage and disposal operations, water pumping.
Facility Status:	Active - Any facility with a continuous or seasonal discharge that is under Waste Discharge Requirements.
NPDES Number:	CAS000001 The 1st 2 characters designate the state. The remaining 7 are assigned by the Regional Board
Subregion:	8
Facility Telephone:	Not reported
Facility Contact:	Not reported
Agency Name:	SAN BERNARDINO CO. DPW - WSD
Agency Address:	222 W. HOSPITALITY LN. 2ND FL
Agency City,St,Zip:	SAN BERNARDINO 924150117
Agency Contact:	PETER WULFMAN
Agency Telephone:	9093868701
Agency Type:	County
SIC Code:	0
SIC Code 2:	Not reported
Primary Waste Type:	Not reported
Primary Waste:	Not reported
Waste Type2:	Not reported
Waste2:	Not reported
Primary Waste Type:	Not reported

AMERICAN TIRE DISPOSAL (Continued) **S105857370**

Secondary Waste: Not reported
Secondary Waste Type: Not reported
Design Flow: 0
Baseline Flow: 0
Reclamation: Not reported
POTW: Not reported
Treat To Water: Minor Threat to Water Quality. A violation of a regional board order should cause a relatively minor impairment of beneficial uses compared to a major or minor threat. Not: All nurds without a TTWQ will be considered a minor threat to water quality unless coded at a higher Level. A Zero (0) may be used to code those NURDS that are found to represent no threat to water quality.
Complexity: Category C - Facilities having no waste treatment systems, such as cooling water dischargers or thosewho must comply through best management practices, facilities with passive waste treatment and disposal systems, such as septic systems with subsurface disposal, or dischargers having waste storage systems with land disposal such as dairy waste ponds.

32
South
1/8-1/4
0.201 mi.
1060 ft.

AIRGAS SPECIALTY PRODUCTS-FONTANA
6183 SIERRA AVE BLDG 7 & 8
FONTANA, CA 92336

San Bern. Co. Permit **S106446584**
N/A

Relative:
Lower

Actual:
1587 ft.

San Bern. Co. Permit:

Name: AIRGAS SPECIALTY PRODUCTS-FONTANA
Address: 6183 SIERRA AVE BLDG 7 & 8
City,State,Zip: FONTANA, CA 92336
Region: SAN BERNARDINO
Facility ID: FA0005183
Owner: AIRGAS SPECIALTY PRODUCTS, INC
Permit Number: PT0005098
Permit Category: CALARP FACILITY PERMIT
Facility Status: INACTIVE
Expiration Date: 05/31/2009

Name: AIRGAS SPECIALTY PRODUCTS-FONTANA
Address: 6183 SIERRA AVE BLDG 7 & 8
City,State,Zip: FONTANA, CA 92336
Region: SAN BERNARDINO
Facility ID: FA0005183
Owner: AIRGAS SPECIALTY PRODUCTS, INC
Permit Number: PT0005094
Permit Category: HAZMAT HANDLER 11-25 EMPLOYEES
Facility Status: INACTIVE
Expiration Date: 05/31/2009

Name: AIRGAS SPECIALTY PRODUCTS-FONTANA
Address: 6183 SIERRA AVE BLDG 7 & 8
City,State,Zip: FONTANA, CA 92336
Region: SAN BERNARDINO
Facility ID: FA0005183
Owner: AIRGAS SPECIALTY PRODUCTS, INC
Permit Number: PT0005096
Permit Category: RMP INSPECTION - PROGRAM 3
Facility Status: INACTIVE
Expiration Date: 05/31/2009

AIRGAS SPECIALTY PRODUCTS-FONTANA (Continued) **S106446584**

Name: AIRGAS SPECIALTY PRODUCTS-FONTANA
Address: 6183 SIERRA AVE BLDG 7 & 8
City,State,Zip: FONTANA, CA 92336
Region: SAN BERNARDINO
Facility ID: FA0005183
Owner: AIRGAS SPECIALTY PRODUCTS, INC
Permit Number: PT0018701
Permit Category: RMP INSPECTION - PROGRAM 3
Facility Status: INACTIVE
Expiration Date: 05/31/2009

Name: AIRGAS SPECIALTY PRODUCTS-FONTANA
Address: 6183 SIERRA AVE BLDG 7 & 8
City,State,Zip: FONTANA, CA 92336
Region: SAN BERNARDINO
Facility ID: FA0005183
Owner: AIRGAS SPECIALTY PRODUCTS, INC
Permit Number: PT0005095
Permit Category: EPCRA FACILITY
Facility Status: INACTIVE
Expiration Date: 05/31/2009

Name: AIRGAS SPECIALTY PRODUCTS-FONTANA
Address: 6183 SIERRA AVE BLDG 7 & 8
City,State,Zip: FONTANA, CA 92336
Region: SAN BERNARDINO
Facility ID: FA0005183
Owner: AIRGAS SPECIALTY PRODUCTS, INC
Permit Number: PT0018700
Permit Category: RMP INSPECTION - PROGRAM 2
Facility Status: INACTIVE
Expiration Date: 05/31/2009

Name: AIRGAS SPECIALTY PRODUCTS-FONTANA
Address: 6183 SIERRA AVE BLDG 7 & 8
City,State,Zip: FONTANA, CA 92336
Region: SAN BERNARDINO
Facility ID: FA0005183
Owner: AIRGAS SPECIALTY PRODUCTS, INC
Permit Number: PT0005093
Permit Category: SPECIAL GENERATOR
Facility Status: INACTIVE
Expiration Date: 05/31/2009

33
SSW
1/8-1/4
0.248 mi.
1311 ft.

J & D FABRICATION
6183 SIERRA AVE B-6
FONTANA, CA 92335

San Bern. Co. Permit **S104767232**
N/A

Relative:
Lower

Actual:
1581 ft.

San Bern. Co. Permit:
Name: J & D FABRICATION
Address: 6183 SIERRA AVE B-6
City,State,Zip: FONTANA, CA 92335
Region: SAN BERNARDINO
Facility ID: FA0004031
Owner: JOHNSON, HERMON R.
Permit Number: PT0000701

J & D FABRICATION (Continued) **S104767232**

Permit Category: HAZMAT HANDLER 0-10 EMPLOYEES
Facility Status: INACTIVE
Expiration Date: 10/31/2011

34
SSE
1/4-1/2
0.388 mi.
2050 ft.

SUKUT EQUIPMENT INC
2390 N ALDER
RIALTO, CA 92376

LDS **S112931021**
HAZNET **N/A**
CERS
HWTS
PFAS

Relative:
Lower

Actual:
1563 ft.

LDS:

Name:	MID-VALLEY LANDFILL
Address:	2390 N ALDER AVE
City,State,Zip:	RIALTO, CA 92377
Global Id:	L10002260603
Latitude:	34.13963
Longitude:	-117.4296
Case Type:	Land Disposal Site
Status:	Open - Operating
Status Date:	01/01/1995
Lead Agency:	SANTA ANA RWQCB (REGION 8)
Caseworker:	KDP
Local Agency:	SAN BERNARDINO COUNTY
RB Case Number:	8 360304009
LOC Case Number:	Not reported
File Location:	Regional Board
Potential Media Affect:	Not reported
EDR Link ID:	L10002260603
Potential Contaminants of Concern:	Per- and Polyfluoroalkyl Substances (PFAS)
Site History:	SITE LOCATION The Fontana Sanitary Landfill is located in San Bernardino County, California, approximately one mile northwest of the City of Fontana (Figure 1). The site consists of 147 acres one-half mile northeast of the intersection of Sierra Avenue and Highland Avenue (Figure 2). The legal description of the site is portions SW~, NE~ Sec. 29, T.1N., R.SW., San Bernardino Baseline and Meridian.~ SITE DESPCRIPTION There are two adjacent active landfill areas at the site, a north area and a south area, and a future borrow and waste handling area separated by an access road (Figure 4). The south area, which is the initial area of operation, is rectangular and covers an approximately 1,300- by 2,000-foot area (about 60 acres). The average height of the fill in this area was about 20 feet above grade as of July 14, 1987. The north area was bought for expansion in 1973. This area is approximately triangular, with the north and east corners extended and squared off, and covers an area of about 87 acres. The height of the landfill in this area was about 18 to 20 feet as of July 14, 1988. Because the operatiQh was approaching its original design capacity, the SE~ of Sec. 29, was purchased in 1987. This newly purchased area is contiguous with and east of the south area. This area may be used for waste handling and/or as a borrow area for future landfilling operations. DRAINAGE CONTROL The site is located upon a broad alluvial fan that extends radially from the mouth of Lytle Creek Canyon, which is about 3 miles north of the site. The area slopes gently at a 2 to 3 percent gradient toward the south and is drained by sheet fl~w (Figure 3). There are no well-defined channels to drain the site and the surrounding area. The closed cells of the landfill have been covered and graded so that precipitation onto the surface drains toward the

SUKUT EQUIPMENT INC (Continued) **S112931021**

native ground. Shallow..,. , ditches have been maintained along the roads east and west of the fill areas. for runoff diversion (Figure 5). Berms and temporary dikes have been constructed adjacent to the working face and excavation areas to prevent runoff from entering these areas. LEACHATE COLLECTION SYSTEM There are no leachate collection and removal systems at the site. The U.S. Environmental Protection Agency (EPA) water-balance method was used to calculate the potential volume of leachate generated at the site (EPA, 1975). This method is based on the relationship between precipitation, evapotranspiration, surface runoff, and soil moisture storage. The monthly and annual amounts of percolation through a soil cover can be estimated when values of precipitation, evapotranspiration, and soil storage capacity are known. The amount of leachate can then be estimated from values of percolation and solid waste storage capacity. WASTE TYPE The site is classified as an existing Class III sanitary landfill pursuant to Subchapter 15, Chapter 3, Title 23, of the California Code of Regulations. The site may accept only residential, commercial, demolition, and agricultural wastes, which are non-hazardous and solid. The site was also permitted to accept septage wastes until June 30, 1987. Typical residential waste includes: household refuse, tree and lawn clippings, leaves and brush, scrap lumber and metal, appliances, furniture, wood chips. Typical commercial waste includes: roofing material, paper, gravel, tires, wooden pallets, asphalt, tile, wood scraps, cans, magazines, fiberglass, car seats, railroad ties, building cleanup, dry wall, plastic, and wire. Typical demolition waste includes: mixtures of concrete foundations, asphalt, wood, steel, brick, and block. Typical agricultural waste includes: citrus fruit, pulp, manure, and plant residues.

Click here to access the California GeoTracker records for this facility:

HAZNET:

Name:	SUKUT EQUIPMENT INC
Address:	2390 N ALDER
Address 2:	Not reported
City,State,Zip:	RIALTO, CA 92376
Contact:	PATTY MILTENBERGER/DISP SUPV
Telephone:	7145405351
Mailing Name:	Not reported
Mailing Address:	4010 W CHANDLER
Year:	2003
Gepaid:	CAC002567172
TSD EPA ID:	CAD982444481
CA Waste Code:	611 - Contaminated soil from site clean-up
Disposal Method:	H01 - Transfer Station
Tons:	8.428

Additional Info:

Year:	2003
Gen EPA ID:	CAC002567172
Shipment Date:	20030702

SUKUT EQUIPMENT INC (Continued) **S112931021**

Creation Date:	7/22/2004 7:52:41
Receipt Date:	20030703
Manifest ID:	22633369
Trans EPA ID:	CAD982444481
Trans Name:	Not reported
Trans 2 EPA ID:	Not reported
Trans 2 Name:	Not reported
TSDF EPA ID:	CAD982444481
Trans Name:	Not reported
TSDF Alt EPA ID:	Not reported
TSDF Alt Name:	Not reported
Waste Code Description:	611 - Contaminated soil from site clean-ups
RCRA Code:	Not reported
Meth Code:	H01 - Transfer Station
Quantity Tons:	8.428
Waste Quantity:	10
Quantity Unit:	Y
Additional Code 1:	Not reported
Additional Code 2:	Not reported
Additional Code 3:	Not reported
Additional Code 4:	Not reported
Additional Code 5:	Not reported

CERS:

Name:	LANDFILL,MID-VALLEY
Address:	2390 N ALDER AVE
City,State,Zip:	RIALTO, CA 92377
Site ID:	220086
CERS ID:	L10002260603
CERS Description:	Land Disposal Site

Affiliation:

Affiliation Type Desc:	Regional Board Caseworker
Entity Name:	KEITH PERSON - SANTA ANA RWQCB (REGION 8)
Entity Title:	Not reported
Affiliation Address:	3737 MAIN STREET, SUITE 500
Affiliation City:	RIVERSIDE
Affiliation State:	CA
Affiliation Country:	Not reported
Affiliation Zip:	Not reported
Affiliation Phone:	Not reported

HWTS:

Name:	SUKUT EQUIPMENT INC
Address:	2390 N ALDER
Address 2:	Not reported
City,State,Zip:	RIALTO, CA 92376
EPA ID:	CAC002567172
Inactive Date:	12/29/2003
Create Date:	07/01/2003
Last Act Date:	07/01/2003
Mailing Name:	Not reported
Mailing Address:	4010 W CHANDLER
Mailing Address 2:	Not reported
Mailing City,State,Zip:	SANTA ANA, CA 92704
Owner Name:	SUKUT EQUIPMENT INC

SUKUT EQUIPMENT INC (Continued) **S112931021**

Owner Address:	4010 W CHANDLER
Owner Address 2:	Not reported
Owner City,State,Zip:	SANTA ANA, CA 92704
Contact Name:	PATTY MILTENBERGER/DISP SUPV
Contact Address:	4010 W CHANDLER
Contact Address 2:	Not reported
City,State,Zip:	SANTA ANA, CA 92704

PFAS:

Name:	MID-VALLEY LANDFILL
Address:	2390 N ALDER AVE
City,State,Zip:	RIALTO, CA 92377
Envirostor ID:	Not reported
Program Type:	Land Disposal Site
Status:	Open - Operating
Status Date:	01/01/1995
Enviroscreen Score:	Not reported
Site Code:	Not reported
Global ID:	L10002260603
Facility Region:	Not reported
Lead Agency:	SANTA ANA RWQCB (REGION 8)
Case worker:	KDP
Local Agency:	SAN BERNARDINO COUNTY
Location Case Number:	Not reported
File Location:	Regional Board
Potential Contaminants of Concern:	Per- and Polyfluoroalkyl Substances (PFAS)
Potential Media Affected:	Not reported
Site History:	SITE LOCATION The Fontana Sanitary Landfill is located in San Bernardino County, California, approximately one mile northwest of the City of Fontana (Figure 1). The site consists of 147 acres one-half mile northeast of the intersection of Sierra Avenue and Highland Avenue (Figure 2). The legal description of the site is portions SW~, NE~ Sec. 29, T.1N., R.SW., San Bernardino Baseline and Meridian.~ SITE DESPCRIPTION There are two adjacent active landfill areas at the site, a north area and a south area, and a future borrow and waste handling area separated by an access road (Figure 4). The south area, which is the initial area of operation, is rectangular and covers an approximately 1,300- by 2,000-foot area (about 60 acres). The average height of the fill in this area was about 20 feet above grade as of July 14, 1987. The north area was bought for expansion in 1973. This area is approximately triangular, with the north and east corners extended and squared off, and covers an area of about 87 acres. The height of the landfill in this area was about 18 to 20 feet as of July 14, 1988. Because the operatiQh was approaching its original design capacity, the SE~ of Sec. 29, was purchased in 1987. This newly purchased area is contiguous with and east of the south area. This area may be used for waste handling and/or as a borrow area for future landfilling operations. DRAINAGE CONTROL The site is located upon a broad alluvial fan that extends radially from the mouth of Lytle Creek Canyon, which is about 3 miles north of the site. The area slopes gently at a 2 to 3 percent gradient toward the south and is drained by sheet fl~w (Figure 3). There are no well-defined channels to drain the site and the surrounding area. The closed cells of the landfill have been covered and graded so that precipitation onto the surface drains toward the native ground. Shallow..,. , ditches have been maintained along the roads east and west of the fill areas. for runoff diversion (Figure

SUKUT EQUIPMENT INC (Continued) **S112931021**

5). Berms and temporary dikes have been constructed adjacent to the working face and excavation areas to prevent runoff from entering these areas. LEACHATE COLLECTION SYSTEM There are no leachate collection and removal systems at the site. The U.S. Environmental Protection Agency (EPA) water-balance method was used to calculate the potential volume of leachate generated at the site (EPA, 1975). This method is based on the relationship between precipitation, evapotranspiration, surface runoff, and soil moisture storage. The monthly and annual amounts of percolation through a soil cover can be estimated when values of precipitation, evapotranspiration, and soil storage capacity are known. The amount of leachate can then be estimated from values of percolation and solid waste storage capacity. WASTE TYPE The site is classified as an existing Class III sanitary landfill pursuant to Subchapter 15, Chapter 3, Title 23, of the California Code of Regulations. The site may accept only residential, commercial, demolition, and agricultural wastes, which are non-hazardous and solid. The site was also permitted to accept septage wastes until June 30, 1987. Typical residential waste includes: household refuse, tree and lawn clippings, leaves and brush, scrap lumber and metal, appliances, furniture, wood chips. Typical commercial waste includes: roofing material, paper, gravel, tires, wooden pallets, asphalt, tile, wood scraps, cans, magazines, fiberglass, car seats, railroad ties, building cleanup, dry wall, plastic, and wire. Typical demolition waste includes: mixtures of concrete foundations, asphalt, wood, steel, brick, and block. Typical agricultural waste includes: citrus fruit, pulp, manure, and plant residues.

Begin Date:	Not reported
RB Case Number:	8 360304009
source_type:	Geotracker
Latitude:	34.1396389327578
Longitude:	-117.429621219635
Geo Tracker URL:	http://geotracker.waterboards.ca.gov/profile_report.asp?global_id=L10002260603

35
NW
1/4-1/2
0.456 mi.
2406 ft.

ELEMENTARY SCHOOL # 34 SITE
SUMMIT AVENUE/SIERRA AVENUE
FONTANA, CA 92336

ENVIROSTOR SCH **S118757111 N/A**

Relative: Higher

Actual: 1679 ft.

ENVIROSTOR:

Name:	ELEMENTARY SCHOOL # 34 SITE
Address:	SUMMIT AVENUE/SIERRA AVENUE
City,State,Zip:	FONTANA, CA 92336
Facility ID:	60000375
Status:	No Action Required
Status Date:	08/10/2006
Site Code:	404716
Site Type:	School Investigation
Site Type Detailed:	School
Acres:	7.4
NPL:	NO
Regulatory Agencies:	SMBRP
Lead Agency:	SMBRP
Program Manager:	Not reported
Supervisor:	Shahir Haddad
Division Branch:	Southern California Schools & Brownfields Outreach

ELEMENTARY SCHOOL # 34 SITE (Continued) **S118757111**

Assembly: 47
Senate: 20
Special Program: Not reported
Restricted Use: NO
Site Mgmt Req: NONE SPECIFIED
Funding: School District
Latitude: 34.1515
Longitude: -117.4417
APN: 239-141-22
Past Use: NONE
Potential COC: NONE SPECIFIED No Contaminants found
Confirmed COC: 31000-NO
Potential Description: NMA
Alias Name: 239-141-22
Alias Type: APN
Alias Name: 404716
Alias Type: Project Code (Site Code)
Alias Name: 60000375
Alias Type: Envirostor ID Number

Completed Info:
Completed Area Name: PROJECT WIDE
Completed Sub Area Name: Not reported
Completed Document Type: Phase 1
Completed Date: 08/10/2006
Comments: Not reported

Completed Area Name: PROJECT WIDE
Completed Sub Area Name: Not reported
Completed Document Type: Cost Recovery Closeout Memo
Completed Date: 08/14/2006
Comments: Not reported

Future Area Name: Not reported
Future Sub Area Name: Not reported
Future Document Type: Not reported
Future Due Date: Not reported
Schedule Area Name: Not reported
Schedule Sub Area Name: Not reported
Schedule Document Type: Not reported
Schedule Due Date: Not reported
Schedule Revised Date: Not reported

SCH:

Name: ELEMENTARY SCHOOL # 34 SITE
Address: SUMMIT AVENUE/SIERRA AVENUE
City,State,Zip: FONTANA, CA 92336
Facility ID: 60000375
Site Type: School Investigation
Site Type Detail: School
Site Mgmt. Req.: NONE SPECIFIED
Acres: 7.4
National Priorities List: NO
Cleanup Oversight Agencies: SMBRP
Lead Agency: SMBRP
Lead Agency Description: DTSC - Site Cleanup Program

ELEMENTARY SCHOOL # 34 SITE (Continued) **S118757111**

Project Manager:	Not reported
Supervisor:	Shahir Haddad
Division Branch:	Southern California Schools & Brownfields Outreach
Site Code:	404716
Assembly:	47
Senate:	20
Special Program Status:	Not reported
Status:	No Action Required
Status Date:	08/10/2006
Restricted Use:	NO
Funding:	School District
Latitude:	34.1515
Longitude:	-117.4417
APN:	239-141-22
Past Use:	NONE
Potential COC:	NONE SPECIFIED, No Contaminants found
Confirmed COC:	31000-NO
Potential Description:	NMA
Alias Name:	239-141-22
Alias Type:	APN
Alias Name:	404716
Alias Type:	Project Code (Site Code)
Alias Name:	60000375
Alias Type:	Envirostor ID Number

Completed Info:

Completed Area Name:	PROJECT WIDE
Completed Sub Area Name:	Not reported
Completed Document Type:	Phase 1
Completed Date:	08/10/2006
Comments:	Not reported
Completed Area Name:	PROJECT WIDE
Completed Sub Area Name:	Not reported
Completed Document Type:	Cost Recovery Closeout Memo
Completed Date:	08/14/2006
Comments:	Not reported
Future Area Name:	Not reported
Future Sub Area Name:	Not reported
Future Document Type:	Not reported
Future Due Date:	Not reported
Schedule Area Name:	Not reported
Schedule Sub Area Name:	Not reported
Schedule Document Type:	Not reported
Schedule Due Date:	Not reported
Schedule Revised Date:	Not reported

D36 **BROCO INC** **SEMS-ARCHIVE** **1000176809**
East **2610 N ALDER** **CORRACTS** **CAT080022148**
1/2-1 **RIALTO, CA 92335** **RCRA-TSDF**
0.754 mi. **RCRA-SQG**
3982 ft. **Site 1 of 2 in cluster D** **US FIN ASSUR**
2020 COR ACTION
Relative: **ICE**
Lower **HWP**
Actual: **CERS**
1587 ft.

BROCO INC (Continued) **1000176809**

SEMS Archive:

Site ID:	0902585
EPA ID:	CAT080022148
Name:	BROCO INC
Address:	2610 N ALDER
Address 2:	Not reported
City,State,Zip:	RIALTO, CA 92335
Cong District:	36
FIPS Code:	06071
FF:	N
NPL:	Not on the NPL
Non NPL Status:	Deferred to RCRA (Subtitle C)

SEMS Archive Detail:

Region:	09
Site ID:	0902585
EPA ID:	CAT080022148
Site Name:	BROCO INC
NPL:	N
FF:	N
OU:	00
Action Code:	VS
Action Name:	ARCH SITE
SEQ:	1
Start Date:	Not reported
Finish Date:	1996-01-23 05:00:00
Qual:	Not reported
Current Action Lead:	EPA Perf In-Hse

Region:	09
Site ID:	0902585
EPA ID:	CAT080022148
Site Name:	BROCO INC
NPL:	N
FF:	N
OU:	00
Action Code:	PA
Action Name:	PA
SEQ:	1
Start Date:	Not reported
Finish Date:	1991-06-26 04:00:00
Qual:	D
Current Action Lead:	EPA Perf

Region:	09
Site ID:	0902585
EPA ID:	CAT080022148
Site Name:	BROCO INC
NPL:	N
FF:	N
OU:	00
Action Code:	DS
Action Name:	DISCVRY
SEQ:	1
Start Date:	1991-05-21 04:00:00
Finish Date:	1991-05-21 04:00:00
Qual:	Not reported

BROCO INC (Continued) **1000176809**

Current Action Lead: EPA Perf

CORRACTS:

Name: DENOVA ENVIRONMENTAL INC
Address: 2610 N ALDER
Address 2: Not reported
Area Name: DENOVA
Corrective Action: CA200
Actual Date: 2005-06-29 00:00:00.0
Air Release Indicator: Not reported
Groundwater Release Indicator: Not reported
Soil Release Indicator: Not reported
Surface Water Release Indicator: Not reported

Name: DENOVA ENVIRONMENTAL INC
Address: 2610 N ALDER
Address 2: Not reported
Area Name: DENOVA
Corrective Action: CA150
Actual Date: 2005-01-11 00:00:00.0
Air Release Indicator: Not reported
Groundwater Release Indicator: Not reported
Soil Release Indicator: Not reported
Surface Water Release Indicator: Not reported

Name: DENOVA ENVIRONMENTAL INC
Address: 2610 N ALDER
Address 2: Not reported
Area Name: ENTIRE FACILITY
Corrective Action: CA300
Actual Date: 2008-11-07 00:00:00.0
Air Release Indicator: Not reported
Groundwater Release Indicator: Not reported
Soil Release Indicator: Not reported
Surface Water Release Indicator: Not reported

Name: DENOVA ENVIRONMENTAL INC
Address: 2610 N ALDER
Address 2: Not reported
Area Name: ENTIRE FACILITY
Corrective Action: CA725YE
Actual Date: 2013-06-25 00:00:00.0
Air Release Indicator: Not reported
Groundwater Release Indicator: Not reported
Soil Release Indicator: Not reported
Surface Water Release Indicator: Not reported

Name: DENOVA ENVIRONMENTAL INC
Address: 2610 N ALDER
Address 2: Not reported
Area Name: ENTIRE FACILITY
Corrective Action: CA750YE
Actual Date: 2013-06-25 00:00:00.0
Air Release Indicator: Not reported
Groundwater Release Indicator: Not reported
Soil Release Indicator: Not reported

BROCO INC (Continued) **1000176809**

Surface Water Release Indicator: Not reported

Name: DENOVA ENVIRONMENTAL INC
Address: 2610 N ALDER
Address 2: Not reported
Area Name: ENTIRE FACILITY
Corrective Action: CA725YE
Actual Date: 2013-06-25 00:00:00.0
Air Release Indicator: Not reported
Groundwater Release Indicator: Not reported
Soil Release Indicator: Not reported
Surface Water Release Indicator: Not reported

Name: DENOVA ENVIRONMENTAL INC
Address: 2610 N ALDER
Address 2: Not reported
Area Name: ENTIRE FACILITY
Corrective Action: CA550RC
Actual Date: 2013-06-25 00:00:00.0
Air Release Indicator: Not reported
Groundwater Release Indicator: Not reported
Soil Release Indicator: Not reported
Surface Water Release Indicator: Not reported

Name: DENOVA ENVIRONMENTAL INC
Address: 2610 N ALDER
Address 2: Not reported
Area Name: ENTIRE FACILITY
Corrective Action: CA050
Actual Date: 1990-03-28 00:00:00.0
Air Release Indicator: Not reported
Groundwater Release Indicator: Not reported
Soil Release Indicator: Not reported
Surface Water Release Indicator: Not reported

Name: DENOVA ENVIRONMENTAL INC
Address: 2610 N ALDER
Address 2: Not reported
Area Name: ENTIRE FACILITY
Corrective Action: CA070YE
Actual Date: 1990-03-28 00:00:00.0
Air Release Indicator: Not reported
Groundwater Release Indicator: Not reported
Soil Release Indicator: Not reported
Surface Water Release Indicator: Not reported

Name: DENOVA ENVIRONMENTAL INC
Address: 2610 N ALDER
Address 2: Not reported
Area Name: ENTIRE FACILITY
Corrective Action: CA350
Actual Date: 2008-11-08 00:00:00.0
Air Release Indicator: Not reported
Groundwater Release Indicator: Not reported
Soil Release Indicator: Not reported
Surface Water Release Indicator: Not reported

BROCO INC (Continued) **1000176809**

Click this hyperlink while viewing on your computer to access additional CORRACTS: detail in the EDR Site Report.

RCRA-SQG:

Date Form Received by Agency:	1999-04-23 00:00:00.0
Handler Name:	DENOVA ENVIRONMENTAL INC
Handler Address:	2610 N ALDER
Handler City,State,Zip:	RIALTO, CA 92377
EPA ID:	CAT080022148
Contact Name:	GENE VAN HOUTEN
Contact Address:	2824 N LOCUST AVE
Contact City,State,Zip:	RIALTO, CA 92377
Contact Telephone:	909-350-0580
Contact Fax:	Not reported
Contact Email:	Not reported
Contact Title:	Not reported
EPA Region:	09
Land Type:	Private
Federal Waste Generator Description:	Small Quantity Generator
Non-Notifier:	Not reported
Biennial Report Cycle:	Not reported
Accessibility:	Not reported
Active Site Indicator:	Handler Activities, Permitting Activities, Corrective Action Activities
State District Owner:	Not reported
State District:	Not reported
Mailing Address:	2824 N LOCUST AVE
Mailing City,State,Zip:	RIALTO, CA 92377
Owner Name:	DENOVA ENVIRONMENTAL INC
Owner Type:	Private
Operator Name:	Not reported
Operator Type:	Not reported
Short-Term Generator Activity:	No
Importer Activity:	No
Mixed Waste Generator:	No
Transporter Activity:	Yes
Transfer Facility Activity:	No
Recycler Activity with Storage:	No
Small Quantity On-Site Burner Exemption:	No
Smelting Melting and Refining Furnace Exemption:	No
Underground Injection Control:	No
Off-Site Waste Receipt:	Yes
Universal Waste Indicator:	No
Universal Waste Destination Facility:	No
Federal Universal Waste:	No
Active Site Fed-Reg Treatment Storage and Disposal Facility:	Storage, Treatment
Active Site Converter Treatment storage and Disposal Facility:	Not reported
Active Site State-Reg Treatment Storage and Disposal Facility:	Not reported
Active Site State-Reg Handler:	---
Federal Facility Indicator:	Not reported
Hazardous Secondary Material Indicator:	NN
Sub-Part K Indicator:	Not reported
Commercial TSD Indicator:	Yes
Treatment Storage and Disposal Type:	Storage, Treatment
2018 GPRA Permit Baseline:	Accomplished
2018 GPRA Renewals Baseline:	Not on the Baseline
Permit Renewals Workload Universe:	Not reported

BROCO INC (Continued) **1000176809**

Permit Workload Universe:	Not reported
Permit Progress Universe:	Storage, Treatment
Post-Closure Workload Universe:	Not reported
Closure Workload Universe:	Storage, Treatment
202 GPRA Corrective Action Baseline:	Yes
Corrective Action Workload Universe:	Yes
Subject to Corrective Action Universe:	Yes
Non-TSDFs Where RCRA CA has Been Imposed Universe:	No
TSDFs Potentially Subject to CA Under 3004 (u)/(v) Universe:	Yes
TSDFs Only Subject to CA under Discretionary Auth Universe:	No
Corrective Action Priority Ranking:	No NCAPS ranking
Environmental Control Indicator:	No
Institutional Control Indicator:	No
Human Exposure Controls Indicator:	Yes
Groundwater Controls Indicator:	Yes
Operating TSDF Universe:	Not reported
Full Enforcement Universe:	Storage, Treatment
Significant Non-Complier Universe:	No
Unaddressed Significant Non-Complier Universe:	No
Addressed Significant Non-Complier Universe:	No
Significant Non-Complier With a Compliance Schedule Universe:	No
Financial Assurance Required:	Closure, Sudden Third-Party Liability
Handler Date of Last Change:	2006-09-05 00:00:00.0
Recognized Trader-Importer:	No
Recognized Trader-Exporter:	No
Importer of Spent Lead Acid Batteries:	No
Exporter of Spent Lead Acid Batteries:	No
Recycler Activity Without Storage:	Not reported
Manifest Broker:	Not reported
Sub-Part P Indicator:	Not reported

Hazardous Waste Summary:

Waste Code:	D001
Waste Description:	IGNITABLE WASTE
Waste Code:	D002
Waste Description:	CORROSIVE WASTE
Waste Code:	D003
Waste Description:	REACTIVE WASTE
Waste Code:	D004
Waste Description:	ARSENIC
Waste Code:	D005
Waste Description:	BARIUM
Waste Code:	D006
Waste Description:	CADMIUM
Waste Code:	D007
Waste Description:	CHROMIUM
Waste Code:	D008
Waste Description:	LEAD

BROCO INC (Continued) **1000176809**

Waste Code: D009
Waste Description: MERCURY

Waste Code: D010
Waste Description: SELENIUM

Waste Code: D011
Waste Description: SILVER

Waste Code: D012
Waste Description: ENDRIN
(1,2,3,4,10,10-HEXACHLORO-1,7-EPOXY-1,4,4A,5,6,7,8,8A-OCTAHYDRO-1,4-ENDO, ENDO-5,8-DIMETH-ANO-NAPHTHALENE)

Waste Code: D013
Waste Description: LINDANE (1,2,3,4,5,6-HEXA-CHLOROCYCLOHEXANE, GAMMA ISOMER)

Waste Code: D018
Waste Description: BENZENE

Waste Code: D019
Waste Description: CARBON TETRACHLORIDE

Waste Code: D020
Waste Description: CHLORDANE

Waste Code: D021
Waste Description: CHLOROBENZENE

Waste Code: D022
Waste Description: CHLOROFORM

Waste Code: D023
Waste Description: O-CRESOL

Waste Code: D024
Waste Description: M-CRESOL

Waste Code: D025
Waste Description: P-CRESOL

Waste Code: D026
Waste Description: CRESOL

Waste Code: D027
Waste Description: 1,4-DICHLOROBENZENE

Waste Code: D028
Waste Description: 1,2-DICHLOROETHANE

Waste Code: D029
Waste Description: 1,1-DICHLOROETHYLENE

Waste Code: D030
Waste Description: 2,4-DINITROTOLUENE

Waste Code: D031

BROCO INC (Continued) **1000176809**

Waste Description: HEPTACHLOR (AND ITS EPOXIDE)

Waste Code: D032
Waste Description: HEXACHLOROBENZENE

Waste Code: D033
Waste Description: HEXACHLOROBUTADIENE

Waste Code: D034
Waste Description: HEXACHLOROETHANE

Waste Code: D035
Waste Description: METHYL ETHYL KETONE

Waste Code: D036
Waste Description: NITROBENZENE

Waste Code: D037
Waste Description: PENTACHLOROPHENOL

Waste Code: D038
Waste Description: PYRIDINE

Waste Code: D039
Waste Description: TETRACHLOROETHYLENE

Waste Code: D040
Waste Description: TRICHLORETHYLENE

Waste Code: D041
Waste Description: 2,4,5-TRICHLOROPHENOL

Waste Code: D042
Waste Description: 2,4,6-TRICHLOROPHENOL

Waste Code: D043
Waste Description: VINYL CHLORIDE

Waste Code: F001
Waste Description: THE FOLLOWING SPENT HALOGENATED SOLVENTS USED IN DEGREASING: TETRACHLOROETHYLENE, TRICHLORETHYLENE, METHYLENE CHLORIDE, 1,1,1-TRICHLOROETHANE, CARBON TETRACHLORIDE AND CHLORINATED FLUOROCARBONS; ALL SPENT SOLVENT MIXTURES/BLENDS USED IN DEGREASING CONTAINING, BEFORE USE, A TOTAL OF TEN PERCENT OR MORE (BY VOLUME) OF ONE OR MORE OF THE ABOVE HALOGENATED SOLVENTS OR THOSE SOLVENTS LISTED IN F002, F004, AND F005; AND STILL BOTTOMS FROM THE RECOVERY OF THESE SPENT SOLVENTS AND SPENT SOLVENT MIXTURES.

Waste Code: F002
Waste Description: THE FOLLOWING SPENT HALOGENATED SOLVENTS: TETRACHLOROETHYLENE, METHYLENE CHLORIDE, TRICHLOROETHYLENE, 1,1,1-TRICHLOROETHANE, CHLOROBENZENE, 1,1,2-TRICHLORO-1,2,2-TRIFLUOROETHANE, ORTHO-DICHLOROBENZENE, TRICHLOROFLUOROMETHANE, AND 1,1,2, TRICHLOROETHANE; ALL SPENT SOLVENT MIXTURES/BLENDS CONTAINING, BEFORE USE, A TOTAL OF TEN PERCENT OR MORE (BY VOLUME) OF ONE OR MORE OF THE ABOVE HALOGENATED SOLVENTS OR THOSE SOLVENTS LISTED IN F001, F004, AND F005; AND STILL BOTTOMS FROM THE RECOVERY OF THESE SPENT SOLVENTS AND

BROCO INC (Continued) **1000176809**

SPENT SOLVENT MIXTURES.

Waste Code: F003
Waste Description: THE FOLLOWING SPENT NONHALOGENATED SOLVENTS: XYLENE, ACETONE, ETHYL ACETATE, ETHYL BENZENE, ETHYL ETHER, METHYL ISOBUTYL KETONE, N-BUTYL ALCOHOL, CYCLOHEXANONE, AND METHANOL; ALL SPENT SOLVENT MIXTURES/BLENDS CONTAINING, BEFORE USE, ONLY THE ABOVE SPENT NONHALOGENATED SOLVENTS; AND ALL SPENT SOLVENT MIXTURES/BLENDS CONTAINING, BEFORE USE, ONE OR MORE OF THE ABOVE NONHALOGENATED SOLVENTS, AND A TOTAL OF TEN PERCENT OR MORE (BY VOLUME) OF ONE OR MORE OF THOSE SOLVENTS LISTED IN F001, F002, F004, AND F005; AND STILL BOTTOMS FROM THE RECOVERY OF THESE SPENT SOLVENTS AND SPENT SOLVENT MIXTURES.

Waste Code: F004
Waste Description: THE FOLLOWING SPENT NONHALOGENATED SOLVENTS: CRESOLS, CRESYLIC ACID, AND NITROBENZENE; AND THE STILL BOTTOMS FROM THE RECOVERY OF THESE SOLVENTS; ALL SPENT SOLVENT MIXTURES/BLENDS CONTAINING, BEFORE USE, A TOTAL OF TEN PERCENT OR MORE (BY VOLUME) OF ONE OR MORE OF THE ABOVE NONHALOGENATED SOLVENTS OR THOSE SOLVENTS LISTED IN F001, F002, AND F005; AND STILL BOTTOMS FROM THE RECOVERY OF THESE SPENT SOLVENTS AND SPENT SOLVENT MIXTURES.

Waste Code: F005
Waste Description: THE FOLLOWING SPENT NONHALOGENATED SOLVENTS: TOLUENE, METHYL ETHYL KETONE, CARBON DISULFIDE, ISOBUTANOL, PYRIDINE, BENZENE, 2-ETHOXYETHANOL, AND 2-NITROPROPANE; ALL SPENT SOLVENT MIXTURES/BLENDS CONTAINING, BEFORE USE, A TOTAL OF TEN PERCENT OR MORE (BY VOLUME) OF ONE OR MORE OF THE ABOVE NONHALOGENATED SOLVENTS OR THOSE SOLVENTS LISTED IN F001, F002, OR F004; AND STILL BOTTOMS FROM THE RECOVERY OF THESE SPENT SOLVENTS AND SPENT SOLVENT MIXTURES.

Waste Code: F006
Waste Description: WASTEWATER TREATMENT SLUDGES FROM ELECTROPLATING OPERATIONS, EXCEPT FROM THE FOLLOWING PROCESSES: (1) SULFURIC ACID ANODIZING OF ALUMINUM; (2) TIN PLATING ON CARBON STEEL; (3) ZINC PLATING (SEGREGATED BASIS) ON CARBON STEEL; (4) ALUMINUM OR ZINC-ALUMINUM PLATING ON CARBON STEEL; (5) CLEANING/STRIPPING ASSOCIATED WITH TIN, ZINC, AND ALUMINUM PLATING ON CARBON STEEL; AND (6) CHEMICAL ETCHING AND MILLING OF ALUMINUM.

Waste Code: F007
Waste Description: SPENT CYANIDE PLATING BATH SOLUTIONS FROM ELECTROPLATING OPERATIONS.

Waste Code: F008
Waste Description: PLATING BATH RESIDUES FROM THE BOTTOM OF PLATING BATHS FROM ELECTROPLATING OPERATIONS IN WHICH CYANIDES ARE USED IN THE PROCESS.

Waste Code: F009
Waste Description: SPENT STRIPPING AND CLEANING BATH SOLUTIONS FROM ELECTROPLATING OPERATIONS IN WHICH CYANIDES ARE USED IN THE PROCESS.

Waste Code: F010
Waste Description: QUENCHING BATH RESIDUES FROM OIL BATHS FROM METAL HEAT TREATING OPERATIONS IN WHICH CYANIDES ARE USED IN THE PROCESS.

Waste Code: F011

BROCO INC (Continued) **1000176809**

Waste Description: SPENT CYANIDE SOLUTIONS FROM SLAT BATH POT CLEANING FROM METAL HEAT TREATING OPERATIONS.

Waste Code: F012
Waste Description: QUENCHING WASTEWATER TREATMENT SLUDGES FROM METAL HEAT TREATING OPERATIONS IN WHICH CYANIDES ARE USED IN THE PROCESS.

Waste Code: F027
Waste Description: DISCARDED UNUSED FORMULATIONS CONTAINING TRI-, TETRA-, OR PENTACHLOROPHENOL OR DISCARDED UNUSED FORMULATIONS CONTAINING COMPOUNDS DERIVED FROM THESE CHLOROPHENOLS. (THIS LISTING DOES NOT INCLUDE FORMULATIONS CONTAINING HEXACHLOROPHENE SYNTHESIZED FROM PREPURIFIED 2,4,5-TRICHLOROPHENOL AS THE SOLE COMPONENT.)

Waste Code: P001
Waste Description: 2H-1-BENZOPYRAN-2-ONE, 4-HYDROXY-3-(3-OXO-1-PHENYLBUTYL)-, & SALTS, WHEN PRESENT AT CONCENTRATIONS GREATER THAN 0.3% (OR) WARFARIN, & SALTS, WHEN PRESENT AT CONCENTRATIONS GREATER THAN 0.3%

Waste Code: P002
Waste Description: 1-ACETYL-2-THIOUREA (OR) ACETAMIDE, N-(AMINOTHIOXOMETHYL)-

Waste Code: P003
Waste Description: 2-PROPENAL (OR) ACROLEIN

Waste Code: P004
Waste Description: 1,4,5,8-DIMETHANONAPHTHALENE, 1,2,3,4,10,10-HEXA-CHLORO-1,4,4A,5,8,8A,-HEXAHYDRO-, (1ALPHA, 4ALPHA, 4ABETA, 5ALPHA, 8ALPHA, 8ABETA)- (OR) ALDRIN

Waste Code: P005
Waste Description: 2-PROPEN-1-OL (OR) ALLYL ALCOHOL

Waste Code: P006
Waste Description: ALUMINUM PHOSPHIDE (R,T)

Waste Code: P007
Waste Description: 3(2H)-ISOXAZOLONE, 5-(AMINOMETHYL)- (OR) 5-(AMINOMETHYL)-3-ISOXAZOLOL

Waste Code: P008
Waste Description: 4-AMINOPYRIDINE (OR) 4-PYRIDINAMINE

Waste Code: P009
Waste Description: AMMONIUM PICRATE (R) (OR) PHENOL, 2,4,6-TRINITRO-, AMMONIUM SALT (R)

Waste Code: P010
Waste Description: ARSENIC ACID H3ASO4

Waste Code: P011
Waste Description: ARSENIC OXIDE AS2O5 (OR) ARSENIC PENTOXIDE

Waste Code: P012
Waste Description: ARSENIC OXIDE AS2O3 (OR) ARSENIC TRIOXIDE

Waste Code: P013
Waste Description: BARIUM CYANIDE

BROCO INC (Continued) **1000176809**

Waste Code: P014
Waste Description: BENZENETHIOL (OR) THIOPHENOL

Waste Code: P015
Waste Description: BERYLLIUM

Waste Code: P016
Waste Description: DICHLOROMETHYL ETHER (OR) METHANE, OXYBIS[CHLORO-

Waste Code: P017
Waste Description: 2-PROPANONE, 1-BROMO- (OR) BROMOACETONE

Waste Code: P018
Waste Description: BRUCINE (OR) STRYCHNIDIN-10-ONE, 2,3-DIMETHOXY-

Waste Code: P020
Waste Description: DINOSEB (OR) PHENOL, 2-(1-METHYLPROPYL)-4,6-DINITRO-

Waste Code: P021
Waste Description: CALCIUM CYANIDE (OR) CALCIUM CYANIDE CA(CN)2

Waste Code: P022
Waste Description: CARBON DISULFIDE

Waste Code: P023
Waste Description: ACETALDEHYDE, CHLORO- (OR) CHLOROACETALDEHYDE

Waste Code: P024
Waste Description: BENZENAMINE, 4-CHLORO- (OR) P-CHLORANILINE

Waste Code: P026
Waste Description: 1-(O-CHLOROPHENYL)THIOUREA (OR) THIOUREA, (2-CHLOROPHENYL)-

Waste Code: P027
Waste Description: 3-CHLOROPROPIONITRILE (OR) PROPANENITRILE, 3-CHLORO-

Waste Code: P028
Waste Description: BENZENE, (CHLOROMETHYL)- (OR) BENZYL CHLORIDE

Waste Code: P029
Waste Description: COPPER CYANIDE (OR) COPPER CYANIDE CU(CN)

Waste Code: P030
Waste Description: CYANIDES (SOLUBLE CYANIDE SALTS), NOT OTHERWISE SPECIFIED

Waste Code: P031
Waste Description: CYANOGEN (OR) ETHANEDINITRILE

Waste Code: P033
Waste Description: CYANOGEN CHLORIDE (OR) CYANOGEN CHLORIDE (CN)CL

Waste Code: P034
Waste Description: 2-CYCLOHEXYL-4,6-DINITROPHENOL (OR) PHENOL, 2-CYCLOHEXYL-4,6-DINITRO-

Waste Code: P036
Waste Description: ARSONOUS DICHLORIDE, PHENYL- (OR) DICHLOROPHENYLARSINE

BROCO INC (Continued) **1000176809**

Waste Code: P037
Waste Description: 2,7:3,6-DIMETHANONAPHTH[2,3-B]OXIRENE, 3,4,5,6,9,9-HEXACHLORO-1A,2,2A,3,6,6A,7,7A-OCTAHYDRO-, (1AALPHA, 2BETA, 2AALPHA, 3BETA, 6BETA, 6AALPHA, 7BETA, 7AALPHA)- (OR) DIELDRIN

Waste Code: P038
Waste Description: ARSINE, DIETHYL- (OR) DIETHYLARSINE

Waste Code: P039
Waste Description: DISULFOTON (OR) PHOSPHORODITHIOIC ACID, O,O-DIETHYL S-[2-(ETHYLTHIO)ETHYL] ESTER

Waste Code: P040
Waste Description: O,O-DIETHYL O-PYRAZINYL PHOSPHOROTHIOATE (OR) PHOSPHOROTHIOIC ACID, O,O-DIETHYL O-PYRAZINYL ESTER

Waste Code: P041
Waste Description: DIETHYL-P-NITROPHENYL PHOSPHATE (OR) PHOSPHORIC ACID, DIETHYL 4-NITROPHENYL ESTER

Waste Code: P042
Waste Description: 1,2-BENZENEDIOL, 4-[1-HYDROXY-2-(METHYLAMINO)ETHYL]-, (R)- (OR) EPINEPHRINE

Waste Code: P043
Waste Description: DIISOPROPYLFLUOROPHOSPHATE (DFP) (OR) PHOSPHOROFLUORIDIC ACID, BIS(1-METHYLETHYL) ESTER

Waste Code: P044
Waste Description: DIMETHOATE (OR) PHOSPHORODITHIOIC ACID, O,O-DIMETHYL S-[2-(METHYLAMINO)-2-OXOETHYL] ESTER

Waste Code: P045
Waste Description: 2-BUTANONE, 3,3-DIMETHYL-1-(METHYLTHIO)-, O-[METHYLAMINO)CARBONYL] OXIME (OR) THIOFANOX

Waste Code: P046
Waste Description: ALPHA,ALPHA-DIMETHYLPHENETHYLAMINE (OR) BENZENEETHANAMINE, ALPHA, ALPHA-DIMETHYL-

Waste Code: P047
Waste Description: 4,6-DINITRO-O-CRESOL, & SALTS (OR) PHENOL, 2-METHYL-4,6-DINITRO-, & SALTS

Waste Code: P048
Waste Description: 2,4-DINITROPHENOL (OR) PHENOL, 2,4-DINITRO-

Waste Code: P049
Waste Description: DITHIOBIURET (OR) THIOIMIDODICARBONIC DIAMIDE [(H2N)C(S)]2NH

Waste Code: P050
Waste Description: 6,9-METHANO-2,4,3-BENZODIOXATHIEPIN,6,7,8,9,10,10-HEXACHLORO-1,5,5A,6, 9,9A-HEXAHYDRO-,3-OXIDE (OR) ENDOSULFAN

Waste Code: P051
Waste Description: 2,7:3,6-DIMETHANONAPHTH[2,3-B]OXIRENE, 3,4,5,6,9,9-HEXACHLORO-1A,2,2A,3,6,6A,7,7A-OCTAHYDRO-, (1AALPHA,

BROCO INC (Continued) **1000176809**

2BETA, 2ABETA, 3ALPHA, 6ALPHA, 6ABETA, 7BETA, 7AALPHA)- & METABOLITES (OR) ENDRIN (OR) ENDRIN, & METABOLITES

Waste Code: P054
Waste Description: AZIRIDINE (OR) ETHYLENEIMINE

Waste Code: P056
Waste Description: FLUORINE

Waste Code: P057
Waste Description: ACETAMIDE, 2-FLUORO- (OR) FLUOROACETAMIDE

Waste Code: P058
Waste Description: ACETIC ACID, FLUORO-, SODIUM SALT (OR) FLUOROACETIC ACID, SODIUM SALT

Waste Code: P059
Waste Description: 4,7-METHANO-1H-INDENE, 1,4,5,6,7,8,8-HEPTACHLORO-3A,4,7,7A-TETRAHYDRO- (OR) HEPTACHLOR

Waste Code: P060
Waste Description: 1,4,5,8-DIMETHANONAPHTHALENE, 1,2,3,4,10,10-HEXA-CHLORO-1,4,4A,5,8,8A,-HEXAHYDRO-, (1ALPHA, 4ALPHA, 4ABETA, 5BETA, 8BETA, 8ABETA)- (OR) ISODRIN

Waste Code: P062
Waste Description: HEXAETHYL TETRAPHOSPHATE (OR) TETRAPHOSPHORIC ACID, HEXAETHYL ESTER

Waste Code: P063
Waste Description: HYDROCYANIC ACID (OR) HYDROGEN CYANIDE

Waste Code: P064
Waste Description: METHANE, ISOCYANATO- (OR) METHYL ISOCYANATE

Waste Code: P065
Waste Description: FULMINIC ACID, MERCURY(2+) SALT (R,T) (OR) MERCURY FULMINATE (R,T)

Waste Code: P066
Waste Description: ETHANIMIDOTHIOIC ACID, N-[[(METHYLAMINO)CARBONYL]OXY]-, METHYL ESTER (OR) METHOMYL

Waste Code: P067
Waste Description: 1,2-PROPYLENIMINE (OR) AZIRIDINE, 2-METHYL-

Waste Code: P068
Waste Description: HYDRAZINE, METHYL- (OR) METHYL HYDRAZINE

Waste Code: P069
Waste Description: 2-METHYLLACTONITRILE (OR) PROPANENITRILE, 2-HYDROXY-2-METHYL-

Waste Code: P070
Waste Description: ALDICARB (OR) PROPANAL, 2-METHYL-2-(METHYLTHIO)-, O-[(METHYLAMINO)CARBONYL]OXIME

Waste Code: P071
Waste Description: METHYL PARATHION (OR) PHOSPHOROTHIOIC ACID, O,O,-DIMETHYL O-(4-NITROPHENYL) ESTER

BROCO INC (Continued) **1000176809**

Waste Code: P072
Waste Description: ALPHA-NAPHTHYLTHIOUREA (OR) THIOUREA, 1-NAPHTHALENYL-

Waste Code: P073
Waste Description: NICKEL CARBONYL (OR) NICKEL CARBONYL NI(CO)4, (T-4)-

Waste Code: P074
Waste Description: NICKEL CYANIDE (OR) NICKEL CYANIDE NI(CN)2

Waste Code: P075
Waste Description: NICOTINE, & SALTS (OR) PYRIDINE, 3-(1-METHYL-2-PYRROLIDINYL)-,(S)-, & SALTS

Waste Code: P076
Waste Description: NITRIC OXIDE (OR) NITROGEN OXIDE NO

Waste Code: P077
Waste Description: BENZENAMINE, 4-NITRO- (OR) P-NITROANILINE

Waste Code: P078
Waste Description: NITROGEN DIOXIDE (OR) NITROGEN OXIDE NO2

Waste Code: P081
Waste Description: 1,2,3-PROPANETRIOL, TRINITRATE (R) (OR) NITROGLYCERINE (R)

Waste Code: P082
Waste Description: METHANIMINE, N-METHYL-N-NITROSO- (OR) N-NITROSODIMETHYLAMINE

Waste Code: P084
Waste Description: N-NITROSOMETHYLVINYLAMINE (OR) VINYLAMINE, N-METHYL-N-NITROSO-

Waste Code: P085
Waste Description: DIPHOSPHORAMIDE, OCTAMETHYL- (OR) OCTAMETHYLPYROPHOSPHORAMIDE

Waste Code: P087
Waste Description: OSMIUM OXIDE OSO4, (T-4)- (OR) OSMIUM TETROXIDE

Waste Code: P088
Waste Description: 7-OXABICYCLO[2.2.1]HEPTANE-2,3-DICARBOXYLIC ACID (OR) ENDOTHALL

Waste Code: P089
Waste Description: PARATHION (OR) PHOSPHOROTHIOIC ACID, O,O-DIETHYL-O-(4-NITROPHENYL) ESTER

Waste Code: P092
Waste Description: MERCURY, (ACETATO-O)PHENYL- (OR) PHENYLMERCURY ACETATE

Waste Code: P093
Waste Description: PHENYLTHIOUREA (OR) THIOUREA, PHENYL-

Waste Code: P094
Waste Description: PHORATE (OR) PHOSPHORODITHIOIC ACID, O,O-DIETHYL S-[(ETHYLTHIO)METHYL] ESTER

Waste Code: P095
Waste Description: CARBONIC DICHLORIDE (OR) PHOSGENE

BROCO INC (Continued) **1000176809**

Waste Code: P096
Waste Description: HYDROGEN PHOSPHIDE (OR) PHOSPHINE

Waste Code: P097
Waste Description: FAMPHUR (OR) PHOSPHOROTHIOIC ACID O-[4-[(DIMETHYLAMINO)SULFONYL]PHENYL] O,O-DIMETHYL ESTER

Waste Code: P098
Waste Description: POTASSIUM CYANIDE (OR) POTASSIUM CYANIDE K(CN)

Waste Code: P099
Waste Description: ARGENTATE (1-), BIS(CYANO-C)-, POTASSIUM (OR) POTASSIUM SILVER CYANIDE

Waste Code: P101
Waste Description: ETHYL CYANIDE (OR) PROPANENITRILE

Waste Code: P102
Waste Description: 2-PROPYN-1-OL (OR) PROPARGYL ALCOHOL

Waste Code: P103
Waste Description: SELENOUREA

Waste Code: P104
Waste Description: SILVER CYANIDE (OR) SILVER CYANIDE AG(CN)

Waste Code: P105
Waste Description: SODIUM AZIDE

Waste Code: P106
Waste Description: SODIUM CYANIDE (OR) SODIUM CYANIDE NA(CN)

Waste Code: P107
Waste Description: STRONTIUM SULFIDE SRS

Waste Code: P108
Waste Description: STRYCHNIDIN-10-ONE, & SALTS (OR) STRYCHNINE, & SALTS

Waste Code: P109
Waste Description: TETRAETHYLDITHIOPYROPHOSPHATE (OR) THIODIPHOSPHORIC ACID, TETRAETHYL ESTER

Waste Code: P110
Waste Description: PLUMBANE, TETRAETHYL- (OR) TETRAETHYL LEAD

Waste Code: P111
Waste Description: DIPHOSPHORIC ACID, TETRAETHYL ESTER (OR) TETRAETHYL PYROPHOSPHATE

Waste Code: P112
Waste Description: METHANE, TETRANITRO- (R) (OR) TETRANITROMETHANE (R)

Waste Code: P113
Waste Description: THALLIC OXIDE (OR) THALLIUM OXIDE TL2O3

Waste Code: P114
Waste Description: SELENIOUS ACID, DITHALLIUM (1+) SALT (OR) THALLIUM(I) SELENITE

Waste Code: P115

BROCO INC (Continued) **1000176809**

Waste Description: SULFURIC ACID, DITHALLIUM (1+) SALT (OR) THALLIUM(I) SULFATE

Waste Code: P116
Waste Description: HYDRAZINECARBOTHIOAMIDE (OR) THIOSEMICARBAZIDE

Waste Code: P118
Waste Description: METHANETHIOL, TRICHLORO- (OR) TRICHLOROMETHANETHIOL

Waste Code: P119
Waste Description: AMMONIUM VANADATE (OR) VANADIC ACID, AMMONIUM SALT

Waste Code: P120
Waste Description: VANADIUM OXIDE V2O5 (OR) VANADIUM PENTOXIDE

Waste Code: P121
Waste Description: ZINC CYANIDE (OR) ZINC CYANIDE ZN(CN)2

Waste Code: P122
Waste Description: ZINC PHOSPHIDE ZN3P2, WHEN PRESENT AT CONCENTRATIONS GREATER THAN 10% (R,T)

Waste Code: P123
Waste Description: TOXAPHENE

Waste Code: U001
Waste Description: ACETALDEHYDE (I) (OR) ETHANAL (I)

Waste Code: U002
Waste Description: 2-PROPANONE (I) (OR) ACETONE (I)

Waste Code: U003
Waste Description: ACETONITRILE (I,T)

Waste Code: U004
Waste Description: ACETOPHENONE (OR) ETHANONE, 1-PHENYL-

Waste Code: U005
Waste Description: 2-ACETYLAMINOFLUORENE (OR) ACETAMIDE, N-9H-FLUOREN-2-YL

Waste Code: U006
Waste Description: ACETYL CHLORIDE (C,R,T)

Waste Code: U007
Waste Description: 2-PROPENAMIDE (OR) ACRYLAMIDE

Waste Code: U008
Waste Description: 2-PROPENOIC ACID (I) (OR) ACRYLIC ACID (I)

Waste Code: U009
Waste Description: 2-PROPENENITRILE (OR) ACRYLONITRILE

Waste Code: U010
Waste Description: AZIRINO [2',3':3,4]PYRROLO[1,2-A]INDOLE-4,7-DIONE, 6-AMINO-8-[[(AMINOCARBONYL)OXY]METHYL]-1,1A,2,8,8A,8B-HEXAHYDRO-8A-MET HOXY-5-METHYL-, [1AS-(1AALPHA, 8BETA, 8AALPHA, 8BALPHA)]- (OR) MITOMYCIN C

BROCO INC (Continued) **1000176809**

Waste Code: U011
Waste Description: 1H-1,2,4-TRIAZOL-3-AMINE (OR) AMITROLE

Waste Code: U012
Waste Description: ANILINE (I,T) (OR) BENZENAMINE (I,T)

Waste Code: U014
Waste Description: AURAMINE (OR) BENZENAMINE, 4,4'-CARBONIMIDOYLBIS[N,N-DIMETHYL-

Waste Code: U015
Waste Description: AZASERINE (OR) L-SERINE, DIAZOACETATE (ESTER)

Waste Code: U016
Waste Description: BENZ[C]ACRIDINE

Waste Code: U017
Waste Description: BENZAL CHLORIDE (OR) BENZENE, (DICHLOROMETHYL)-

Waste Code: U018
Waste Description: BENZ[A]ANTHRACENE

Waste Code: U019
Waste Description: BENZENE (I,T)

Waste Code: U020
Waste Description: BENZENESULFONIC ACID CHLORIDE (C,R) (OR) BENZENESULFONYL CHLORIDE (C,R)

Waste Code: U021
Waste Description: [1,1'-BIPHENYL]-4,4'-DIAMINE (OR) BENZIDINE

Waste Code: U022
Waste Description: BENZO[A]PYRENE

Waste Code: U023
Waste Description: BENZENE, (TRICHLOROMETHYL)- (OR) BENZOTRICHLORIDE (C,R,T)

Waste Code: U024
Waste Description: DICHLOROMETHOXY ETHANE (OR) ETHANE, 1,1'-[METHYLENEBIS(OXY)]BIS[2-CHLORO-

Waste Code: U025
Waste Description: DICHLOROETHYL ETHER (OR) ETHANE, 1,1'-OXYBIS[2-CHLORO-

Waste Code: U026
Waste Description: CHLORNAPHAZIN (OR) NAPHTHALENAMINE, N,N'-BIS(2-CHLOROETHYL)-

Waste Code: U027
Waste Description: DICHLOROISOPROPYL ETHER (OR) PROPANE, 2,2'-OXYBIS[2-CHLORO-

Waste Code: U028
Waste Description: 1,2-BENZENEDICARBOXYLIC ACID, BIS(2-ETHYLHEXYL) ESTER (OR) DIETHYLHEXYL PHTHALATE

Waste Code: U029
Waste Description: METHANE, BROMO- (OR) METHYL BROMIDE

BROCO INC (Continued) **1000176809**

Waste Code: U030
Waste Description: 4-BROMOPHENYL PHENYL ETHER (OR) BENZENE, 1-BROMO-4-PHENOXY-

Waste Code: U031
Waste Description: 1-BUTANOL (I) (OR) N-BUTYL ALCOHOL (I)

Waste Code: U032
Waste Description: CALCIUM CHROMATE (OR) CHROMIC ACID H2CRO4, CALCIUM SALT

Waste Code: U033
Waste Description: CARBON OXYFLUORIDE (R,T) (OR) CARBONIC DIFLUORIDE

Waste Code: U034
Waste Description: ACETALDEHYDE, TRICHLORO- (OR) CHLORAL

Waste Code: U035
Waste Description: BENZENEBUTANOIC ACID, 4-[BIS(2-CHLOROETHYL)AMINO]- (OR) CHLORAMBUCIL

Waste Code: U036
Waste Description: 4,7-METHANO-1H-INDENE, 1,2,4,5,6,7,8,8-OCTACHLORO-2,3,3A,4,7,7A-HEXAHYDRO- (OR) CHLORDANE, ALPHA & GAMMA ISOMERS

Waste Code: U037
Waste Description: BENZENE, CHLORO- (OR) CHLOROBENZENE

Waste Code: U038
Waste Description: BENZENEACETIC ACID, 4-CHLORO-ALPHA-(4-CHLOROPHENYL)-ALPHA-HYDROXY-, ETHYL ESTER (OR) CHLOROBENZILATE

Waste Code: U039
Waste Description: P-CHLORO-M-CRESOL (OR) PHENOL, 4-CHLORO-3-METHYL-

Waste Code: U041
Waste Description: EPICHLOROHYDRIN (OR) OXIRANE, (CHLOROMETHYL)-

Waste Code: U042
Waste Description: 2-CHLOROETHYL VINYL ETHER (OR) ETHENE, (2-CHLOROETHOXY)-

Waste Code: U043
Waste Description: ETHENE, CHLORO- (OR) VINYL CHLORIDE

Waste Code: U044
Waste Description: CHLOROFORM (OR) METHANE, TRICHLORO-

Waste Code: U045
Waste Description: METHANE, CHLORO- (I,T) (OR) METHYL CHLORIDE (I,T)

Waste Code: U046
Waste Description: CHLOROMETHYL METHYL ETHER (OR) METHANE, CHLOROMETHOXY-

Waste Code: U047
Waste Description: BETA-CHLORONAPHTHALENE (OR) NAPHTHALENE, 2-CHLORO-

Waste Code: U048
Waste Description: O-CHLOROPHENOL (OR) PHENOL, 2-CHLORO-

BROCO INC (Continued) **1000176809**

Waste Code: U049
Waste Description: 4-CHLORO-O-TOLUIDINE, HYDROCHLORIDE (OR) BENZENAMINE, 4-CHLORO-2-METHYL-, HYDROCHLORIDE

Waste Code: U050
Waste Description: CHRYSENE

Waste Code: U051
Waste Description: CREOSOTE

Waste Code: U052
Waste Description: CRESOL (CRESYLIC ACID) (OR) PHENOL, METHYL-

Waste Code: U053
Waste Description: 2-BUTENAL (OR) CROTONALDEHYDE

Waste Code: U055
Waste Description: BENZENE, (1-METHYLETHYL)- (I) (OR) CUMENE (I)

Waste Code: U056
Waste Description: BENZENE, HEXAHYDRO- (I) (OR) CYCLOHEXANE (I)

Waste Code: U057
Waste Description: CYCLOHEXANONE (I)

Waste Code: U058
Waste Description: 2H-1,3,2-OXAZAPHOSPHORIN-2-AMINE, N,N-BIS(2-CHLOROETHYL)TETRAHYDRO-, 2-OXIDE (OR) CYCLOPHOSPHAMIDE

Waste Code: U059
Waste Description: 5,12-NAPHTHACENEDIONE, 8-ACETYL-10-[(3-AMINO-2,3,6-TRIDEOXY)-ALPHA-L-LYXO-HEXOPYRANOSYL)OXY]-7,8,9,10-TETRAHYDRO-6,8,11-TRIHYDROXY-1-METHOXY-, (8S-CIS)- (OR) DAUNOMYCIN

Waste Code: U060
Waste Description: BENZENE, 1,1'-(2,2-DICHLOROETHYLIDENE)BIS[4-CHLORO- (OR) DDD

Waste Code: U061
Waste Description: BENZENE, 1,1'-(2,2,2-TRICHLOROETHYLIDENE)BIS[4-CHLORO- (OR) DDT

Waste Code: U062
Waste Description: CARBAMOTHIOIC ACID, BIS(1-METHYLETHYL)-, S-(2,3-DICHLORO-2-PROPENYL) ESTER (OR) DIALLATE

Waste Code: U063
Waste Description: DIBENZ[A,H]ANTHRACENE

Waste Code: U064
Waste Description: BENZO[RST]PENTAPHENE (OR) DIBENZO[A,I]PYRENE

Waste Code: U066
Waste Description: 1,2-DIBROMO-3-CHLOROPROPANE (OR) PROPANE, 1,2-DIBROMO-3-CHLORO-

Waste Code: U067
Waste Description: ETHANE, 1,2-DIBROMO- (OR) ETHYLENE DIBROMIDE

BROCO INC (Continued) **1000176809**

Waste Code: U068
Waste Description: METHANE, DIBROMO- (OR) METHYLENE BROMIDE

Waste Code: U069
Waste Description: 1,2-BENZENEDICARBOXYLIC ACID, DIBUTYL ESTER (OR) DIBUTYL PHTHALATE

Waste Code: U070
Waste Description: BENZENE, 1,2-DICHLORO- (OR) O-DICHLOROBENZENE

Waste Code: U071
Waste Description: BENZENE, 1,3-DICHLORO- (OR) M-DICHLOROBENZENE

Waste Code: U072
Waste Description: BENZENE, 1,4-DICHLORO- (OR) P-DICHLOROBENZENE

Waste Code: U073
Waste Description: [1,1'-BIPHENYL]-4,4'-DIAMINE, 3,3'-DICHLORO- (OR) 3,3'-DICHLOROBENZIDINE

Waste Code: U074
Waste Description: 1,4-DICHLORO-2-BUTENE (I,T) (OR) 2-BUTENE, 1,4-DICHLORO- (I,T)

Waste Code: U075
Waste Description: DICHLORODIFLUOROMETHANE (OR) METHANE, DICHLORODIFLUORO-

Waste Code: U076
Waste Description: ETHANE, 1,1-DICHLORO- (OR) ETHYLIDENE DICHLORIDE

Waste Code: U077
Waste Description: ETHANE, 1,2-DICHLORO- (OR) ETHYLENE DICHLORIDE

Waste Code: U078
Waste Description: 1,1-DICHLOROETHYLENE (OR) ETHENE, 1,1-DICHLORO-

Waste Code: U079
Waste Description: 1,2-DICHLOROETHYLENE (OR) ETHENE, 1,2-DICHLORO-,(E)-

Waste Code: U080
Waste Description: METHANE, DICHLORO- (OR) METHYLENE CHLORIDE

Waste Code: U081
Waste Description: 2,4-DICHLOROPHENOL (OR) PHENOL, 2,4-DICHLORO-

Waste Code: U082
Waste Description: 2,6-DICHLOROPHENOL (OR) PHENOL, 2,6-DICHLORO-

Waste Code: U083
Waste Description: PROPANE, 1,2-DICHLORO- (OR) PROPYLENE DICHLORIDE

Waste Code: U084
Waste Description: 1,3-DICHLOROPROPENE (OR) 1-PROPENE, 1,3-DICHLORO-

Waste Code: U085
Waste Description: 1,2:3,4-DIEPOXYBUTANE (I,T) (OR) 2,2'-BIOXIRANE

Waste Code: U086
Waste Description: HYDRAZINE, 1,2-DIETHYL- (OR) N,N'-DIETHYLHYDRAZINE

BROCO INC (Continued) **1000176809**

Waste Code: U087
Waste Description: O,O-DIETHYL S-METHYL DITHIOPHOSPHATE (OR) PHOSPHORODITHIOIC ACID, O,O-DIETHYL S-METHYL ESTER

Waste Code: U088
Waste Description: 1,2-BENZENEDICARBOXYLIC ACID, DIETHYL ESTER (OR) DIETHYL PHTHALATE

Waste Code: U089
Waste Description: DIETHYLSTILBESTEROL (OR) PHENOL, 4,4'-(1,2-DIETHYL-1,2-ETHENEDIYL)BIS, (E)-

Waste Code: U090
Waste Description: 1,3-BENZODIOXOLE, 5-PROPYL- (OR) DIHYDROSAFROLE

Waste Code: U091
Waste Description: [1,1'-BIPHENYL]-4,4'-DIAMINE, 3,3'-DIMETHOXY- (OR) 3,3'-DIMETHOXYBENZIDINE

Waste Code: U092
Waste Description: DIMETHYLAMINE (I) (OR) METHANAMINE, N-METHYL- (I)

Waste Code: U093
Waste Description: BENZENAMINE, N,N-DIMETHYL-4-(PHENYLAZO)- (OR) P-DIMETHYLAMINOAZOBENZENE

Waste Code: U094
Waste Description: 7,12-DIMETHYLBENZ[A]ANTHRACENE (OR) BENZ[A]ANTHRACENE, 7,12-DIMETHYL-

Waste Code: U095
Waste Description: [1,1'-BIPHENYL]-4,4'-DIAMINE, 3,3'-DIMETHYL- (OR) 3,3'-DIMETHYLBENZIDINE

Waste Code: U096
Waste Description: ALPHA,ALPHA-DIMETHYLBENZYLHYDROPEROXIDE (R) (OR) HYDROPEROXIDE, 1-METHYL-1-PHENYLETHYL- (R)

Waste Code: U097
Waste Description: CARBAMIC CHLORIDE, DIMETHYL- (OR) DIMETHYLCARBAMOYL CHLORIDE

Waste Code: U098
Waste Description: 1,1-DIMETHYLHYDRAZINE (OR) HYDRAZINE, 1,1-DIMETHYL-

Waste Code: U099
Waste Description: 1,2-DIMETHYLHYDRAZINE (OR) HYDRAZINE, 1,2-DIPHENYL-

Waste Code: U101
Waste Description: 2,4-DIMETHYLPHENOL (OR) PHENOL, 2,4-DIMETHYL-

Waste Code: U102
Waste Description: 1,2-BENZENEDICARBOXYLIC ACID, DIMETHYL ESTER (OR) DIMETHYL PHTHALATE

Waste Code: U103
Waste Description: DIMETHYL SULFATE (OR) SULFURIC ACID, DIMETHYL ESTER

Waste Code: U105
Waste Description: 2,4-DINITROTOLUENE (OR) BENZENE, 1-METHYL-2,4-DINITRO-

BROCO INC (Continued) **1000176809**

Waste Code: U106
Waste Description: 2,6-DINITROTOLUENE (OR) BENZENE, 2-METHYL-1,3-DINITRO-

Waste Code: U107
Waste Description: 1,2-BENZENEDICARBOXYLIC ACID, DIOCTYL ESTER (OR) DI-N-OCTYL PHTHALATE

Waste Code: U108
Waste Description: 1,4-DIETHYLENEOXIDE (OR) 1,4-DIOXANE

Waste Code: U109
Waste Description: 1,2-DIPHENYLHYDRAZINE (OR) HYDRAZINE, 1,2-DIPHENYL-

Waste Code: U110
Waste Description: 1-PROPANIMINE, N-PROPYL-(I) (OR) DIPROPYLAMINE (I)

Waste Code: U111
Waste Description: 1-PROPANAMINE, N-NITROSO-N-PROPYL- (OR) DI-N-PROPYLNITROSAMINE

Waste Code: U112
Waste Description: ACETIC ACID, ETHYL ESTER (I) (OR) ETHYL ACETATE (I)

Waste Code: U113
Waste Description: 2-PROPENOIC ACID, ETHYL ESTER (I) (OR) ETHYL ACRYLATE (I)

Waste Code: U114
Waste Description: CARBAMODITHIOIC ACID, 1,2-ETHANEDIYLBIS-, SALTS & ESTERS (OR) ETHYLENEBISDITHIOCARBAMIC ACID, SALTS & ESTERS

Waste Code: U115
Waste Description: ETHYLENE OXIDE (I,T) (OR) OXIRANE (I,T)

Waste Code: U116
Waste Description: 2-IMIDAZOLIDINETHIONE (OR) ETHYLENETHIOUREA

Waste Code: U117
Waste Description: ETHANE, 1,1'-OXYBIS-(I) (OR) ETHYL ETHER (I)

Waste Code: U118
Waste Description: 2-PROPENOIC ACID, 2-METHYL-, ETHYL ESTER (OR) ETHYL METHACRYLATE

Waste Code: U119
Waste Description: ETHYL METHANESULFONATE (OR) METHANESULFONIC ACID, ETHYL ESTER

Waste Code: U120
Waste Description: FLUORANTHENE

Waste Code: U121
Waste Description: METHANE, TRICHLOROFLUORO- (OR) TRICHLOROMONOFLUOROMETHANE

Waste Code: U122
Waste Description: FORMALDEHYDE

Waste Code: U123
Waste Description: FORMIC ACID (C,T)

Waste Code: U124
Waste Description: FURAN (I) (OR) FURFURAN (I)

BROCO INC (Continued) **1000176809**

Waste Code: U125
Waste Description: 2-FURANCARBOXALDEHYDE (I) (OR) FURFURAL (I)

Waste Code: U126
Waste Description: GLYCIDYLALDEHYDE (OR) OXIRANECARBOXYALDEHYDE

Waste Code: U127
Waste Description: BENZENE, HEXACHLORO- (OR) HEXACHLOROBENZENE

Waste Code: U128
Waste Description: 1,3-BUTADIENE, 1,1,2,3,4,4-HEXACHLORO- (OR) HEXACHLOROBUTADIENE

Waste Code: U129
Waste Description: CYCLOHEXANE, 1,2,3,4,5,6-HEXACHLORO-, (1ALPHA, 2ALPHA, 3BETA, 4ALPHA, 5ALPHA, 6BETA)- (OR) LINDANE

Waste Code: U130
Waste Description: 1,3-CYCLOPENTADIENE, 1,2,3,4,5,5-HEXACHLORO- (OR) HEXACHLOROCYCLOPENTADIENE

Waste Code: U131
Waste Description: ETHANE, HEXACHLORO- (OR) HEXACHLOROETHANE

Waste Code: U132
Waste Description: HEXACHLOROPHENE (OR) PHENOL, 2,2'-METHYLENEBIS[3,4,6-TRICHLORO-

Waste Code: U133
Waste Description: HYDRAZINE (R,T)

Waste Code: U134
Waste Description: HYDROFLUORIC ACID (C,T) (OR) HYDROGEN FLUORIDE (C,T)

Waste Code: U135
Waste Description: HYDROGEN SULFIDE (OR) HYDROGEN SULFIDE H2S

Waste Code: U136
Waste Description: ARSINIC ACID, DIMETHYL- (OR) CACODYLIC ACID

Waste Code: U137
Waste Description: INDENO[1,2,3-CD]PYRENE

Waste Code: U138
Waste Description: METHANE, IODO- (OR) METHYL IODIDE

Waste Code: U139
Waste Description: Not Defined

Waste Code: U140
Waste Description: 1-PROPANOL, 2-METHYL- (I,T) (OR) ISOBUTYL ALCOHOL (I,T)

Waste Code: U141
Waste Description: 1,3-BENZODIOXOLE, 5-(1-PROPENYL)- (OR) ISOSAFROLE

Waste Code: U142
Waste Description: 1,3,4-METHENO-2H-CYCLOBUTA[CD]PENTALEN-2-ONE, 1,1A,3,3A,4,5,5,5A,5B,6-DECACHLOROOCTAHYDRO- (OR) KEPONE

BROCO INC (Continued) **1000176809**

Waste Code: U143
Waste Description: 2-BUTENOIC ACID, 2-METHYL-, 7-[[2,3-DIHYDROXY-2-(1-METHOXYETHYL)-3-METHYL-1-OXOBUTOXY]METHYL]-2,3, 5,7A-TETRAHYDRO-1H-PYRROLIZIN-1-YL ESTER, [1S-[1ALPHA(Z), 7(2S*,3R*), 7AALPHA]]- (OR) LASIOCARPINE

Waste Code: U144
Waste Description: ACETIC ACID, LEAD(2+) SALT (OR) LEAD ACETATE

Waste Code: U145
Waste Description: LEAD PHOSPHATE (OR) PHOSPHORIC ACID, LEAD(2+) SALT (2:3)

Waste Code: U146
Waste Description: LEAD SUBACETATE (OR) LEAD, BIS(ACETATO-O)TETRAHYDROXYTRI-

Waste Code: U147
Waste Description: 2,5-FURANDIONE (OR) MALEIC ANHYDRIDE

Waste Code: U148
Waste Description: 3,6-PYRIDAZINEDIONE, 1,2-DIHYDRO- (OR) MALEIC HYDRAZIDE

Waste Code: U149
Waste Description: MALONONITRILE (OR) PROPANEDINITRILE

Waste Code: U150
Waste Description: L-PHENYLALANINE, 4-[BIS(2-CHLOROETHYL)AMINO]- (OR) MELPHALAN

Waste Code: U151
Waste Description: MERCURY

Waste Code: U152
Waste Description: 2-PROPENENITRILE, 2-METHYL- (I,T) (OR) METHACRYLONITRILE (I,T)

Waste Code: U153
Waste Description: METHANETHIOL (I,T) (OR) THIOMETHANOL (I,T)

Waste Code: U154
Waste Description: METHANOL (I) (OR) METHYL ALCOHOL (I)

Waste Code: U155
Waste Description: 1,2-ETHANEDIAMINE, N,N-DIMETHYL-N'-2-PYRIDINYL-N'-(2-THIENYLMETHYL)- (OR) METHAPYRILENE

Waste Code: U156
Waste Description: CARBONOCHLORIDIC ACID, METHYL ESTER, (I,T) (OR) METHYL CHLOROCARBONATE (I,T)

Waste Code: U157
Waste Description: 3-METHYLCHOLANTHRENE (OR) BENZ[J]ACEANTHRYLENE, 1,2-DIHYDRO-3-METHYL-

Waste Code: U158
Waste Description: 4,4'-METHYLENEBIS(2-CHLOROANILINE) (OR) BENZENAMINE, 4,4'-METHYLENEBIS[2-CHLORO-

Waste Code: U159
Waste Description: 2-BUTANONE (I,T) (OR) METHYL ETHYL KETONE (MEK) (I,T)

BROCO INC (Continued) **1000176809**

Waste Code: U160
Waste Description: 2-BUTANONE, PEROXIDE (R,T) (OR) METHYL ETHYL KETONE PEROXIDE (R,T)

Waste Code: U161
Waste Description: 4-METHYL-2-PENTANONE (I) (OR) METHYL ISOBUTYL KETONE (I) (OR) PENTANOL, 4-METHYL-

Waste Code: U162
Waste Description: 2-PROPENOIC ACID, 2-METHYL-, METHYL ESTER (I,T) (OR) METHYL METHACRYLATE (I,T)

Waste Code: U163
Waste Description: GUANIDINE, N-METHYL-N'-NITRO-N-NITROSO- (OR) MNNG

Waste Code: U164
Waste Description: 4(1H)-PYRIMIDINONE, 2,3-DIHYDRO-6-METHYL-2-THIOXO- (OR) METHYLTHIOURACIL

Waste Code: U165
Waste Description: NAPHTHALENE

Waste Code: U166
Waste Description: 1,4-NAPHTHALENEDIONE (OR) 1,4-NAPHTHOQUINONE

Waste Code: U167
Waste Description: 1-NAPTHALENAMINE (OR) ALPHA-NAPHTHYLAMINE

Waste Code: U168
Waste Description: 2-NAPTHALENAMINE (OR) BETA-NAPHTHYLAMINE

Waste Code: U169
Waste Description: BENZENE, NITRO- (OR) NITROBENZENE (I,T)

Waste Code: U170
Waste Description: P-NITROPHENOL (I,T) (OR) PHENOL, 4-NITRO-

Waste Code: U171
Waste Description: 2-NITROPROPANE (I,T) (OR) PROPANE, 2-NITRO- (I,T)

Waste Code: U172
Waste Description: 1-BUTANAMINE, N-BUTYL-N-NITROSO- (OR) N-NITROSODI-N-BUTYLAMINE

Waste Code: U173
Waste Description: ETHANOL, 2,2'-(NITROSOIMINO)BIS- (OR) N-NITROSODIETHANOLAMINE

Waste Code: U174
Waste Description: ETHANAMINE, N-ETHYL-N-NITROSO- (OR) N-NITROSODIETHYLAMINE

Waste Code: U176
Waste Description: N-NITROSO-N-ETHYLUREA (OR) UREA, N-ETHYL-N-NITROSO-

Waste Code: U177
Waste Description: N-NITROSO-N-METHYLUREA (OR) UREA, N-METHYL-N-NITROSO-

Waste Code: U178
Waste Description: CARBAMIC ACID, METHYLNITROSO-, ETHYL ESTER (OR) N-NITROSO-N-METHYLURETHANE

BROCO INC (Continued) **1000176809**

Waste Code: U179
Waste Description: N-NITROSOPIPERIDINE (OR) PIPERIDINE, 1-NITROSO-

Waste Code: U180
Waste Description: N-NITROSOPYRROLIDINE (OR) PYRROLIDINE, 1-NITROSO-

Waste Code: U181
Waste Description: 5-NITRO-O-TOLUIDINE (OR) BENZENAMINE, 2-METHYL-5-NITRO

Waste Code: U182
Waste Description: 1,3,5-TRIOXANE, 2,4,6-TRIMETHYL- (OR) PARALDEHYDE

Waste Code: U183
Waste Description: BENZENE, PENTACHLORO- (OR) PENTACHLOROBENZENE

Waste Code: U184
Waste Description: ETHANE, PENTACHLORO- (OR) PENTACHLOROETHANE

Waste Code: U185
Waste Description: BENZENE, PENTACHLORONITRO- (OR) PENTACHLORONITROBENZENE (PCNB)

Waste Code: U186
Waste Description: 1,3-PENTADIENE (I) (OR) 1-METHYLBUTADIENE (I)

Waste Code: U187
Waste Description: ACETAMIDE, N-(4-ETHOXYPHENYL)- (OR) PHENACETIN

Waste Code: U188
Waste Description: PHENOL

Waste Code: U189
Waste Description: PHOSPHORUS SULFIDE (R) (OR) SULFUR PHOSPHIDE (R)

Waste Code: U190
Waste Description: 1,3-ISOBENZOFURANDIONE (OR) PHTHALIC ANHYDRIDE

Waste Code: U191
Waste Description: 2-PICOLINE (OR) PYRIDINE, 2-METHYL-

Waste Code: U192
Waste Description: BENZAMIDE, 3,5-DICHLORO-N-(1,1-DIMETHYL-2-PROPYNYL)- (OR) PRONAMIDE

Waste Code: U193
Waste Description: 1,2-OXATHIOLANE, 2,2-DIOXIDE (OR) 1,3-PROPANE SULTONE

Waste Code: U194
Waste Description: 1-PROPANAMINE (I,T) (OR) N-PROPYLAMINE (I,T)

Waste Code: U196
Waste Description: PYRIDINE

Waste Code: U197
Waste Description: 2,5-CYCLOHEXADIENE-1,4-DIONE (OR) P-BENZOQUINONE

Waste Code: U200
Waste Description: RESERPINE (OR) YOHIMBAN-16-CARBOXYLIC ACID,
11,17-DIMETHOXY-18-[(3,4,5-TRIMETHOXYBENZOYL)OXY]-, METHYL ESTER,

BROCO INC (Continued) **1000176809**

(3BETA, 16BETA, 17ALPHA, 18BETA, 20ALPHA)-

Waste Code: U201
Waste Description: 1,3-BENZENEDIOL (OR) RESORCINOL

Waste Code: U202
Waste Description: 1,2-BENZISOTHIAZOL-3(2H)-ONE, 1,1-DIOXIDE, & SALTS (OR) SACCHARIN, & SALTS

Waste Code: U203
Waste Description: 1,3-BENZODIOXOLE, 5-(2-PROPENYL)- (OR) SAFROLE

Waste Code: U204
Waste Description: SELENIOUS ACID (OR) SELENIUM DIOXIDE

Waste Code: U205
Waste Description: SELENIUM SULFIDE (OR) SELENIUM SULFIDE SES2 (R,T)

Waste Code: U206
Waste Description: D-GLUCOSE, 2-DEOXY-2-[[(METHYLNITROSOAMINO)-CARBONYL]AMINO]- (OR) GLUCOPYRANOSE, 2-DEOXY-2-(3-METHYL-3-NITROSOUREIDO)-,D- (OR) STREPTOZOTOCIN

Waste Code: U207
Waste Description: 1,2,4,5-TETRACHLOROBENZENE (OR) BENZENE, 1,2,4,5-TETRACHLORO-

Waste Code: U208
Waste Description: 1,1,1,2-TETRACHLOROETHANE (OR) ETHANE, 1,1,1,2-TETRACHLORO-

Waste Code: U209
Waste Description: 1,1,2,2-TETRACHLOROETHANE (OR) ETHANE, 1,1,2,2-TETRACHLORO-

Waste Code: U210
Waste Description: ETHENE, TETRACHLORO- (OR) TETRACHLOROETHYLENE

Waste Code: U211
Waste Description: CARBON TETRACHLORIDE (OR) METHANE, TETRACHLORO-

Waste Code: U212
Waste Description: Not Defined

Waste Code: U213
Waste Description: FURAN, TETRAHYDRO-(I) (OR) TETRAHYDROFURAN (I)

Waste Code: U214
Waste Description: ACETIC ACID, THALLIUM(1+) SALT (OR) THALLIUM(I) ACETATE

Waste Code: U215
Waste Description: CARBONIC ACID, DITHALLIUM(1+) SALT (OR) THALLIUM(I) CARBONATE

Waste Code: U216
Waste Description: THALLIUM CHLORIDE TLCL (OR) THALLIUM(I) CHLORIDE

Waste Code: U217
Waste Description: NITRIC ACID, THALLIUM(1+) SALT (OR) THALLIUM(I) NITRATE

Waste Code: U218

BROCO INC (Continued) **1000176809**

Waste Description: ETHANETHIOAMIDE (OR) THIOACETAMIDE

Waste Code: U219
Waste Description: THIOUREA

Waste Code: U220
Waste Description: BENZENE, METHYL- (OR) TOLUENE

Waste Code: U221
Waste Description: BENZENEDIAMINE, AR-METHYL- (OR) TOLUENEDIAMINE

Waste Code: U222
Waste Description: BENZENAMINE, 2-METHYL-, HYDROCHLORIDE (OR) O-TOLUIDINE HYDROCHLORIDE

Waste Code: U223
Waste Description: BENZENE, 1,3-DIISOCYANATOMETHYL- (R,T) (OR) TOLUENE DIISOCYANATE (R,T)

Waste Code: U225
Waste Description: BROMOFORM (OR) METHANE, TRIBROMO-

Waste Code: U226
Waste Description: ETHANE, 1,1,1-TRICHLORO- (OR) METHYL CHLOROFORM

Waste Code: U227
Waste Description: 1,1,2-TRICHLOROETHANE (OR) ETHANE, 1,1,2-TRICHLORO-

Waste Code: U228
Waste Description: ETHENE, TRICHLORO- (OR) TRICHLOROETHYLENE

Waste Code: U230
Waste Description: Not Defined

Waste Code: U232
Waste Description: Not Defined

Waste Code: U233
Waste Description: Not Defined

Waste Code: U234
Waste Description: 1,3,5-TRINITROBENZENE (R,T) (OR) BENZENE, 1,3,5-TRINITRO-

Waste Code: U235
Waste Description: 1-PROPANOL, 2,3-DIBROMO-, PHOSPHATE (3:1) (OR) TRIS(2,3,-DIBROMOPROPYL) PHOSPHATE

Waste Code: U236
Waste Description: 2,7-NAPHTHALENEDISULFONIC ACID,3,3'-[(3,3'-DIMETHYL[1,1'-BIPHENYL]-4,4'-DIYL)BIS(AZO)BIS[5-AMINO -4-HYDROXY]-, TETRASODIUM SALT (OR) TRYPAN BLUE

Waste Code: U237
Waste Description: 2,4-(1H,3H)-PYRIMIDINEDIONE, 5-[BIS(2-CHLOROETHYL)AMINO]- (OR) URACIL MUSTARD

Waste Code: U238
Waste Description: CARBAMIC ACID, ETHYL ESTER (OR) ETHYL CARBAMATE (URETHANE)

BROCO INC (Continued) **1000176809**

Waste Code: U239
Waste Description: BENZENE, DIMETHYL- (I,T) (OR) XYLENE (I)

Waste Code: U240
Waste Description: 2,4-D, SALTS & ESTERS (OR) ACETIC ACID, (2,4-DICHLOROPHENOXY)-, SALTS & ESTERS (OR) DICHLOROPHENOXYACETIC ACID 2,4-D

Waste Code: U243
Waste Description: 1-PROPENE, 1,1,2,3,3,3-HEXACHLORO- (OR) HEXACHLOROPROPENE

Waste Code: U244
Waste Description: THIOPEROXYDICARBONIC DIAMIDE [(H2N)C(S)]2S2, TETRAMETHYL- (OR) THIRAM

Waste Code: U246
Waste Description: CYANOGEN BROMIDE (CN)BR

Handler - Owner Operator:

Owner/Operator Indicator:	Owner
Owner/Operator Name:	DENOVA ENVIRONMENTAL INC
Legal Status:	Private
Date Became Current:	Not reported
Date Ended Current:	Not reported
Owner/Operator Address:	2824 N LOCUST AVE
Owner/Operator City,State,Zip:	RIALTO, CA 92377
Owner/Operator Telephone:	909-350-0580
Owner/Operator Telephone Ext:	Not reported
Owner/Operator Fax:	Not reported
Owner/Operator Email:	Not reported

Owner/Operator Indicator:	Operator
Owner/Operator Name:	BROCO, INCORPORATED
Legal Status:	Private
Date Became Current:	Not reported
Date Ended Current:	Not reported
Owner/Operator Address:	2040 N. TOWNE AVENUE
Owner/Operator City,State,Zip:	CITY NOT REPORTED, CA 99999
Owner/Operator Telephone:	714-623-2544
Owner/Operator Telephone Ext:	Not reported
Owner/Operator Fax:	Not reported
Owner/Operator Email:	Not reported

Owner/Operator Indicator:	Owner
Owner/Operator Name:	DENOVA ENVIRONMENTAL INC
Legal Status:	Private
Date Became Current:	Not reported
Date Ended Current:	Not reported
Owner/Operator Address:	2824 N LOCUST AVE
Owner/Operator City,State,Zip:	RIALTO, CA 92377
Owner/Operator Telephone:	909-350-0580
Owner/Operator Telephone Ext:	Not reported
Owner/Operator Fax:	Not reported
Owner/Operator Email:	Not reported

Historic Generators:

Receive Date: 1992-10-06 00:00:00.0
Handler Name: DENOVA ENVIRONMENTAL INC

BROCO INC (Continued) **1000176809**

Federal Waste Generator Description: Not a generator, verified
State District Owner: Not reported
Large Quantity Handler of Universal Waste: No
Recognized Trader Importer: No
Recognized Trader Exporter: No
Spent Lead Acid Battery Importer: No
Spent Lead Acid Battery Exporter: No
Current Record: No
Non Storage Recycler Activity: Not reported
Electronic Manifest Broker: Not reported

Receive Date: 1999-04-23 00:00:00.0
Handler Name: DENOVA ENVIRONMENTAL INC
Federal Waste Generator Description: Small Quantity Generator
State District Owner: Not reported
Large Quantity Handler of Universal Waste: No
Recognized Trader Importer: No
Recognized Trader Exporter: No
Spent Lead Acid Battery Importer: No
Spent Lead Acid Battery Exporter: No
Current Record: Yes
Non Storage Recycler Activity: Not reported
Electronic Manifest Broker: Not reported

Receive Date: 1999-04-23 00:00:00.0
Handler Name: DENOVA ENVIRONMENTAL INC
Federal Waste Generator Description: Large Quantity Generator
State District Owner: Not reported
Large Quantity Handler of Universal Waste: No
Recognized Trader Importer: No
Recognized Trader Exporter: No
Spent Lead Acid Battery Importer: No
Spent Lead Acid Battery Exporter: No
Current Record: No
Non Storage Recycler Activity: Not reported
Electronic Manifest Broker: Not reported

Receive Date: 1990-04-25 00:00:00.0
Handler Name: BROCO INC
Federal Waste Generator Description: Small Quantity Generator
State District Owner: Not reported
Large Quantity Handler of Universal Waste: No
Recognized Trader Importer: No
Recognized Trader Exporter: No
Spent Lead Acid Battery Importer: No
Spent Lead Acid Battery Exporter: No
Current Record: No
Non Storage Recycler Activity: Not reported
Electronic Manifest Broker: Not reported

Receive Date: 1992-02-29 00:00:00.0
Handler Name: BROCO INC
Federal Waste Generator Description: Small Quantity Generator
State District Owner: Not reported
Large Quantity Handler of Universal Waste: No
Recognized Trader Importer: No
Recognized Trader Exporter: No

BROCO INC (Continued) **1000176809**

Spent Lead Acid Battery Importer: No
Spent Lead Acid Battery Exporter: No
Current Record: No
Non Storage Recycler Activity: Not reported
Electronic Manifest Broker: Not reported

Receive Date: 1994-03-30 00:00:00.0
Handler Name: BROCO ENVIRONMENTAL, INC
Federal Waste Generator Description: Large Quantity Generator
State District Owner: Not reported
Large Quantity Handler of Universal Waste: No
Recognized Trader Importer: No
Recognized Trader Exporter: No
Spent Lead Acid Battery Importer: No
Spent Lead Acid Battery Exporter: No
Current Record: No
Non Storage Recycler Activity: Not reported
Electronic Manifest Broker: Not reported

Receive Date: 1999-03-16 00:00:00.0
Handler Name: BROCO ENVIRONMENTAL, INC.
Federal Waste Generator Description: Large Quantity Generator
State District Owner: Not reported
Large Quantity Handler of Universal Waste: No
Recognized Trader Importer: No
Recognized Trader Exporter: No
Spent Lead Acid Battery Importer: No
Spent Lead Acid Battery Exporter: No
Current Record: No
Non Storage Recycler Activity: Not reported
Electronic Manifest Broker: Not reported

Receive Date: 2000-10-12 00:00:00.0
Handler Name: DENOVA ENVIRONMENTAL INC
Federal Waste Generator Description: Large Quantity Generator
State District Owner: Not reported
Large Quantity Handler of Universal Waste: No
Recognized Trader Importer: No
Recognized Trader Exporter: No
Spent Lead Acid Battery Importer: No
Spent Lead Acid Battery Exporter: No
Current Record: No
Non Storage Recycler Activity: Not reported
Electronic Manifest Broker: Not reported

List of NAICS Codes and Descriptions:
NAICS Code: 32592
NAICS Description: EXPLOSIVES MANUFACTURING

NAICS Code: 325998
NAICS Description: ALL OTHER MISCELLANEOUS CHEMICAL PRODUCT AND PREPARATION MANUFACTURING

NAICS Code: 333518
NAICS Description: OTHER METALWORKING MACHINERY MANUFACTURING

NAICS Code: 49311
NAICS Description: GENERAL WAREHOUSING AND STORAGE

BROCO INC (Continued) **1000176809**

NAICS Code: 92411
NAICS Description: ADMINISTRATION OF AIR AND WATER RESOURCE AND SOLID WASTE MANAGEMENT PROGRAMS

Facility Has Received Notices of Violation:

Found Violation:	Yes
Agency Which Determined Violation:	State
Violation Short Description:	TSD - General Facility Standards
Date Violation was Determined:	1999-04-22 00:00:00.0
Actual Return to Compliance Date:	1999-04-30 00:00:00.0
Return to Compliance Qualifier:	Documented
Violation Responsible Agency:	State
Scheduled Compliance Date:	Not reported
Enforcement Identifier:	200
Date of Enforcement Action:	1999-04-23 00:00:00.0
Enforcement Responsible Agency:	State
Enforcement Docket Number:	Not reported
Enforcement Attorney:	Not reported
Corrective Action Component:	No
Appeal Initiated Date:	Not reported
Appeal Resolution Date:	Not reported
Disposition Status Date:	Not reported
Disposition Status:	Not reported
Disposition Status Description:	Not reported
Consent/Final Order Sequence Number:	Not reported
Consent/Final Order Respondent Name:	Not reported
Consent/Final Order Lead Agency:	Not reported
Enforcement Type:	Not reported
Enforcement Responsible Person:	Not reported
Enforcement Responsible Sub-Organization:	Not reported
SEP Sequence Number:	Not reported
SEP Expenditure Amount:	Not reported
SEP Scheduled Completion Date:	Not reported
SEP Actual Date:	Not reported
SEP Defaulted Date:	Not reported
SEP Type:	Not reported
SEP Type Description:	Not reported
Proposed Amount:	Not reported
Final Monetary Amount:	Not reported
Paid Amount:	Not reported
Final Count:	Not reported
Final Amount:	Not reported

Found Violation:	Yes
Agency Which Determined Violation:	EPA
Violation Short Description:	TSD - Financial Requirements
Date Violation was Determined:	1991-11-09 00:00:00.0
Actual Return to Compliance Date:	1993-06-14 00:00:00.0
Return to Compliance Qualifier:	Observed
Violation Responsible Agency:	EPA
Scheduled Compliance Date:	Not reported
Enforcement Identifier:	Not reported
Date of Enforcement Action:	Not reported
Enforcement Responsible Agency:	Not reported
Enforcement Docket Number:	Not reported
Enforcement Attorney:	Not reported
Corrective Action Component:	Not reported

BROCO INC (Continued) **1000176809**

Appeal Initiated Date: Not reported
Appeal Resolution Date: Not reported
Disposition Status Date: Not reported
Disposition Status: Not reported
Disposition Status Description: Not reported
Consent/Final Order Sequence Number: Not reported
Consent/Final Order Respondent Name: Not reported
Consent/Final Order Lead Agency: Not reported
Enforcement Type: Not reported
Enforcement Responsible Person: Not reported
Enforcement Responsible Sub-Organization: Not reported
SEP Sequence Number: Not reported
SEP Expenditure Amount: Not reported
SEP Scheduled Completion Date: Not reported
SEP Actual Date: Not reported
SEP Defaulted Date: Not reported
SEP Type: Not reported
SEP Type Description: Not reported
Proposed Amount: Not reported
Final Monetary Amount: Not reported
Paid Amount: Not reported
Final Count: Not reported
Final Amount: Not reported

Found Violation: Yes
Agency Which Determined Violation: State
Violation Short Description: TSD - Waste Pile Standards
Date Violation was Determined: 2004-07-13 00:00:00.0
Actual Return to Compliance Date: 2004-08-23 00:00:00.0
Return to Compliance Qualifier: Documented
Violation Responsible Agency: State
Scheduled Compliance Date: Not reported
Enforcement Identifier: 202
Date of Enforcement Action: 2006-06-13 00:00:00.0
Enforcement Responsible Agency: State
Enforcement Docket Number: Not reported
Enforcement Attorney: Not reported
Corrective Action Component: No
Appeal Initiated Date: Not reported
Appeal Resolution Date: Not reported
Disposition Status Date: Not reported
Disposition Status: Not reported
Disposition Status Description: Not reported
Consent/Final Order Sequence Number: Not reported
Consent/Final Order Respondent Name: Not reported
Consent/Final Order Lead Agency: Not reported
Enforcement Type: INITIAL 3008(A) COMPLIANCE
Enforcement Responsible Person: Not reported
Enforcement Responsible Sub-Organization: Not reported
SEP Sequence Number: Not reported
SEP Expenditure Amount: Not reported
SEP Scheduled Completion Date: Not reported
SEP Actual Date: Not reported
SEP Defaulted Date: Not reported
SEP Type: Not reported
SEP Type Description: Not reported
Proposed Amount: 39900

BROCO INC (Continued) **1000176809**

Final Monetary Amount:	Not reported
Paid Amount:	Not reported
Final Count:	Not reported
Final Amount:	Not reported
Found Violation:	Yes
Agency Which Determined Violation:	State
Violation Short Description:	TSD - Financial Requirements
Date Violation was Determined:	2001-06-14 00:00:00.0
Actual Return to Compliance Date:	2002-06-25 00:00:00.0
Return to Compliance Qualifier:	Documented
Violation Responsible Agency:	State
Scheduled Compliance Date:	Not reported
Enforcement Identifier:	285
Date of Enforcement Action:	2001-09-06 00:00:00.0
Enforcement Responsible Agency:	State
Enforcement Docket Number:	Not reported
Enforcement Attorney:	Not reported
Corrective Action Component:	No
Appeal Initiated Date:	Not reported
Appeal Resolution Date:	Not reported
Disposition Status Date:	Not reported
Disposition Status:	Not reported
Disposition Status Description:	Not reported
Consent/Final Order Sequence Number:	Not reported
Consent/Final Order Respondent Name:	Not reported
Consent/Final Order Lead Agency:	Not reported
Enforcement Type:	INITIAL 3008(A) COMPLIANCE
Enforcement Responsible Person:	Not reported
Enforcement Responsible Sub-Organization:	Not reported
SEP Sequence Number:	Not reported
SEP Expenditure Amount:	Not reported
SEP Scheduled Completion Date:	Not reported
SEP Actual Date:	Not reported
SEP Defaulted Date:	Not reported
SEP Type:	Not reported
SEP Type Description:	Not reported
Proposed Amount:	2494318
Final Monetary Amount:	Not reported
Paid Amount:	Not reported
Final Count:	Not reported
Final Amount:	Not reported
Found Violation:	No
Agency Which Determined Violation:	Not reported
Violation Short Description:	Not reported
Date Violation was Determined:	Not reported
Actual Return to Compliance Date:	Not reported
Return to Compliance Qualifier:	Not reported
Violation Responsible Agency:	Not reported
Scheduled Compliance Date:	Not reported
Enforcement Identifier:	Not reported
Date of Enforcement Action:	Not reported
Enforcement Responsible Agency:	Not reported
Enforcement Docket Number:	Not reported
Enforcement Attorney:	Not reported
Corrective Action Component:	Not reported

BROCO INC (Continued) **1000176809**

Appeal Initiated Date: Not reported
Appeal Resolution Date: Not reported
Disposition Status Date: Not reported
Disposition Status: Not reported
Disposition Status Description: Not reported
Consent/Final Order Sequence Number: Not reported
Consent/Final Order Respondent Name: Not reported
Consent/Final Order Lead Agency: Not reported
Enforcement Type: Not reported
Enforcement Responsible Person: Not reported
Enforcement Responsible Sub-Organization: Not reported
SEP Sequence Number: Not reported
SEP Expenditure Amount: Not reported
SEP Scheduled Completion Date: Not reported
SEP Actual Date: Not reported
SEP Defaulted Date: Not reported
SEP Type: Not reported
SEP Type Description: Not reported
Proposed Amount: Not reported
Final Monetary Amount: Not reported
Paid Amount: Not reported
Final Count: Not reported
Final Amount: Not reported

Found Violation: Yes
Agency Which Determined Violation: State
Violation Short Description: TSD - Financial Requirements
Date Violation was Determined: 1993-05-07 00:00:00.0
Actual Return to Compliance Date: 1994-05-05 00:00:00.0
Return to Compliance Qualifier: Observed
Violation Responsible Agency: State
Scheduled Compliance Date: Not reported
Enforcement Identifier: 008
Date of Enforcement Action: 1993-07-27 00:00:00.0
Enforcement Responsible Agency: State
Enforcement Docket Number: Not reported
Enforcement Attorney: Not reported
Corrective Action Component: No
Appeal Initiated Date: Not reported
Appeal Resolution Date: Not reported
Disposition Status Date: Not reported
Disposition Status: Not reported
Disposition Status Description: Not reported
Consent/Final Order Sequence Number: Not reported
Consent/Final Order Respondent Name: Not reported
Consent/Final Order Lead Agency: Not reported
Enforcement Type: INITIAL CIVIL JUDICIAL ACTION FOR COMPLIANCE AND/OR MONETARY PENALTY
Enforcement Responsible Person: R9STA
Enforcement Responsible Sub-Organization: Not reported
SEP Sequence Number: Not reported
SEP Expenditure Amount: Not reported
SEP Scheduled Completion Date: Not reported
SEP Actual Date: Not reported
SEP Defaulted Date: Not reported
SEP Type: Not reported
SEP Type Description: Not reported
Proposed Amount: Not reported

BROCO INC (Continued) **1000176809**

Final Monetary Amount:	35000
Paid Amount:	Not reported
Final Count:	1
Final Amount:	35000
Found Violation:	Yes
Agency Which Determined Violation:	State
Violation Short Description:	TSD - General
Date Violation was Determined:	1998-12-21 00:00:00.0
Actual Return to Compliance Date:	1998-12-21 00:00:00.0
Return to Compliance Qualifier:	Observed
Violation Responsible Agency:	State
Scheduled Compliance Date:	Not reported
Enforcement Identifier:	Not reported
Date of Enforcement Action:	Not reported
Enforcement Responsible Agency:	Not reported
Enforcement Docket Number:	Not reported
Enforcement Attorney:	Not reported
Corrective Action Component:	Not reported
Appeal Initiated Date:	Not reported
Appeal Resolution Date:	Not reported
Disposition Status Date:	Not reported
Disposition Status:	Not reported
Disposition Status Description:	Not reported
Consent/Final Order Sequence Number:	Not reported
Consent/Final Order Respondent Name:	Not reported
Consent/Final Order Lead Agency:	Not reported
Enforcement Type:	Not reported
Enforcement Responsible Person:	Not reported
Enforcement Responsible Sub-Organization:	Not reported
SEP Sequence Number:	Not reported
SEP Expenditure Amount:	Not reported
SEP Scheduled Completion Date:	Not reported
SEP Actual Date:	Not reported
SEP Defaulted Date:	Not reported
SEP Type:	Not reported
SEP Type Description:	Not reported
Proposed Amount:	Not reported
Final Monetary Amount:	Not reported
Paid Amount:	Not reported
Final Count:	Not reported
Final Amount:	Not reported
Found Violation:	Yes
Agency Which Determined Violation:	State
Violation Short Description:	TSD - General
Date Violation was Determined:	1993-05-07 00:00:00.0
Actual Return to Compliance Date:	1994-05-05 00:00:00.0
Return to Compliance Qualifier:	Observed
Violation Responsible Agency:	State
Scheduled Compliance Date:	Not reported
Enforcement Identifier:	008
Date of Enforcement Action:	1993-07-27 00:00:00.0
Enforcement Responsible Agency:	State
Enforcement Docket Number:	Not reported
Enforcement Attorney:	Not reported
Corrective Action Component:	No

BROCO INC (Continued) **1000176809**

Appeal Initiated Date: Not reported
Appeal Resolution Date: Not reported
Disposition Status Date: Not reported
Disposition Status: Not reported
Disposition Status Description: Not reported
Consent/Final Order Sequence Number: Not reported
Consent/Final Order Respondent Name: Not reported
Consent/Final Order Lead Agency: Not reported
Enforcement Type: INITIAL CIVIL JUDICIAL ACTION FOR COMPLIANCE AND/OR MONETARY PENALTY
Enforcement Responsible Person: R9STA
Enforcement Responsible Sub-Organization: Not reported
SEP Sequence Number: Not reported
SEP Expenditure Amount: Not reported
SEP Scheduled Completion Date: Not reported
SEP Actual Date: Not reported
SEP Defaulted Date: Not reported
SEP Type: Not reported
SEP Type Description: Not reported
Proposed Amount: Not reported
Final Monetary Amount: 35000
Paid Amount: Not reported
Final Count: 1
Final Amount: 35000

Found Violation: Yes
Agency Which Determined Violation: State
Violation Short Description: TSD - General Facility Standards
Date Violation was Determined: 1999-04-22 00:00:00.0
Actual Return to Compliance Date: 1999-04-30 00:00:00.0
Return to Compliance Qualifier: Documented
Violation Responsible Agency: State
Scheduled Compliance Date: Not reported
Enforcement Identifier: 250
Date of Enforcement Action: 2000-09-22 00:00:00.0
Enforcement Responsible Agency: State
Enforcement Docket Number: Not reported
Enforcement Attorney: Not reported
Corrective Action Component: No
Appeal Initiated Date: Not reported
Appeal Resolution Date: Not reported
Disposition Status Date: Not reported
Disposition Status: Not reported
Disposition Status Description: Not reported
Consent/Final Order Sequence Number: Not reported
Consent/Final Order Respondent Name: Not reported
Consent/Final Order Lead Agency: Not reported
Enforcement Type: FINAL 3008(A) COMPLIANCE ORDER
Enforcement Responsible Person: Not reported
Enforcement Responsible Sub-Organization: Not reported
SEP Sequence Number: Not reported
SEP Expenditure Amount: Not reported
SEP Scheduled Completion Date: Not reported
SEP Actual Date: Not reported
SEP Defaulted Date: Not reported
SEP Type: Not reported
SEP Type Description: Not reported
Proposed Amount: Not reported

BROCO INC (Continued) **1000176809**

Final Monetary Amount: 40000
Paid Amount: Not reported
Final Count: 1
Final Amount: 45000

Found Violation: Yes
Agency Which Determined Violation: State
Violation Short Description: TSD - Container Use and Management
Date Violation was Determined: 1999-04-22 00:00:00.0
Actual Return to Compliance Date: 1999-04-30 00:00:00.0
Return to Compliance Qualifier: Documented
Violation Responsible Agency: State
Scheduled Compliance Date: Not reported
Enforcement Identifier: 250
Date of Enforcement Action: 2000-09-22 00:00:00.0
Enforcement Responsible Agency: State
Enforcement Docket Number: Not reported
Enforcement Attorney: Not reported
Corrective Action Component: No
Appeal Initiated Date: Not reported
Appeal Resolution Date: Not reported
Disposition Status Date: Not reported
Disposition Status: Not reported
Disposition Status Description: Not reported
Consent/Final Order Sequence Number:Not reported
Consent/Final Order Respondent Name: Not reported
Consent/Final Order Lead Agency: Not reported
Enforcement Type: FINAL 3008(A) COMPLIANCE ORDER
Enforcement Responsible Person: Not reported
Enforcement Responsible Sub-Organization: Not reported
SEP Sequence Number: Not reported
SEP Expenditure Amount: Not reported
SEP Scheduled Completion Date: Not reported
SEP Actual Date: Not reported
SEP Defaulted Date: Not reported
SEP Type: Not reported
SEP Type Description: Not reported
Proposed Amount: Not reported
Final Monetary Amount: 40000
Paid Amount: Not reported
Final Count: 1
Final Amount: 45000

Found Violation: Yes
Agency Which Determined Violation: State
Violation Short Description: TSD - General Facility Standards
Date Violation was Determined: 2004-07-13 00:00:00.0
Actual Return to Compliance Date: 2004-08-23 00:00:00.0
Return to Compliance Qualifier: Documented
Violation Responsible Agency: State
Scheduled Compliance Date: Not reported
Enforcement Identifier: 202
Date of Enforcement Action: 2006-06-13 00:00:00.0
Enforcement Responsible Agency: State
Enforcement Docket Number: Not reported
Enforcement Attorney: Not reported
Corrective Action Component: No

BROCO INC (Continued) **1000176809**

Appeal Initiated Date:	Not reported
Appeal Resolution Date:	Not reported
Disposition Status Date:	Not reported
Disposition Status:	Not reported
Disposition Status Description:	Not reported
Consent/Final Order Sequence Number:	Not reported
Consent/Final Order Respondent Name:	Not reported
Consent/Final Order Lead Agency:	Not reported
Enforcement Type:	INITIAL 3008(A) COMPLIANCE
Enforcement Responsible Person:	Not reported
Enforcement Responsible Sub-Organization:	Not reported
SEP Sequence Number:	Not reported
SEP Expenditure Amount:	Not reported
SEP Scheduled Completion Date:	Not reported
SEP Actual Date:	Not reported
SEP Defaulted Date:	Not reported
SEP Type:	Not reported
SEP Type Description:	Not reported
Proposed Amount:	39900
Final Monetary Amount:	Not reported
Paid Amount:	Not reported
Final Count:	Not reported
Final Amount:	Not reported

Found Violation:	Yes
Agency Which Determined Violation:	State
Violation Short Description:	LDR - General
Date Violation was Determined:	1998-12-21 00:00:00.0
Actual Return to Compliance Date:	1998-12-21 00:00:00.0
Return to Compliance Qualifier:	Observed
Violation Responsible Agency:	State
Scheduled Compliance Date:	1999-01-21 00:00:00.0
Enforcement Identifier:	017
Date of Enforcement Action:	1998-12-21 00:00:00.0
Enforcement Responsible Agency:	State
Enforcement Docket Number:	Not reported
Enforcement Attorney:	Not reported
Corrective Action Component:	No
Appeal Initiated Date:	Not reported
Appeal Resolution Date:	Not reported
Disposition Status Date:	Not reported
Disposition Status:	Not reported
Disposition Status Description:	Not reported
Consent/Final Order Sequence Number:	Not reported
Consent/Final Order Respondent Name:	Not reported
Consent/Final Order Lead Agency:	Not reported
Enforcement Type:	WRITTEN INFORMAL
Enforcement Responsible Person:	R9EPA
Enforcement Responsible Sub-Organization:	Not reported
SEP Sequence Number:	Not reported
SEP Expenditure Amount:	Not reported
SEP Scheduled Completion Date:	Not reported
SEP Actual Date:	Not reported
SEP Defaulted Date:	Not reported
SEP Type:	Not reported
SEP Type Description:	Not reported
Proposed Amount:	Not reported

BROCO INC (Continued) **1000176809**

Final Monetary Amount: Not reported
Paid Amount: Not reported
Final Count: Not reported
Final Amount: Not reported

Found Violation: Yes
Agency Which Determined Violation: State
Violation Short Description: TSD - Preparedness and Prevention
Date Violation was Determined: 2004-07-13 00:00:00.0
Actual Return to Compliance Date: 2004-10-01 00:00:00.0
Return to Compliance Qualifier: Documented
Violation Responsible Agency: State
Scheduled Compliance Date: Not reported
Enforcement Identifier: 201
Date of Enforcement Action: 2006-01-19 00:00:00.0
Enforcement Responsible Agency: State
Enforcement Docket Number: Not reported
Enforcement Attorney: Not reported
Corrective Action Component: No
Appeal Initiated Date: Not reported
Appeal Resolution Date: Not reported
Disposition Status Date: Not reported
Disposition Status: Not reported
Disposition Status Description: Not reported
Consent/Final Order Sequence Number:Not reported
Consent/Final Order Respondent Name: Not reported
Consent/Final Order Lead Agency: Not reported
Enforcement Type: LETTER OF INTENT TO INITIATE ENFORCEMENT ACTION
Enforcement Responsible Person: Not reported
Enforcement Responsible Sub-Organization: Not reported
SEP Sequence Number: Not reported
SEP Expenditure Amount: Not reported
SEP Scheduled Completion Date: Not reported
SEP Actual Date: Not reported
SEP Defaulted Date: Not reported
SEP Type: Not reported
SEP Type Description: Not reported
Proposed Amount: Not reported
Final Monetary Amount: Not reported
Paid Amount: Not reported
Final Count: Not reported
Final Amount: Not reported

Found Violation: Yes
Agency Which Determined Violation: State
Violation Short Description: TSD - General Facility Standards
Date Violation was Determined: 1999-04-22 00:00:00.0
Actual Return to Compliance Date: 1999-04-30 00:00:00.0
Return to Compliance Qualifier: Documented
Violation Responsible Agency: State
Scheduled Compliance Date: Not reported
Enforcement Identifier: 245
Date of Enforcement Action: 2000-06-13 00:00:00.0
Enforcement Responsible Agency: State
Enforcement Docket Number: Not reported
Enforcement Attorney: Not reported
Corrective Action Component: No

BROCO INC (Continued) **1000176809**

Appeal Initiated Date: Not reported
Appeal Resolution Date: Not reported
Disposition Status Date: Not reported
Disposition Status: Not reported
Disposition Status Description: Not reported
Consent/Final Order Sequence Number: Not reported
Consent/Final Order Respondent Name: Not reported
Consent/Final Order Lead Agency: Not reported
Enforcement Type: INITIAL 3008(A) COMPLIANCE
Enforcement Responsible Person: Not reported
Enforcement Responsible Sub-Organization: Not reported
SEP Sequence Number: Not reported
SEP Expenditure Amount: Not reported
SEP Scheduled Completion Date: Not reported
SEP Actual Date: Not reported
SEP Defaulted Date: Not reported
SEP Type: Not reported
SEP Type Description: Not reported
Proposed Amount: 62750
Final Monetary Amount: Not reported
Paid Amount: Not reported
Final Count: Not reported
Final Amount: Not reported

Found Violation: Yes
Agency Which Determined Violation: State
Violation Short Description: TSD IS-Thermal Treatment
Date Violation was Determined: 1994-03-28 00:00:00.0
Actual Return to Compliance Date: 1995-01-07 00:00:00.0
Return to Compliance Qualifier: Observed
Violation Responsible Agency: State
Scheduled Compliance Date: Not reported
Enforcement Identifier: 010
Date of Enforcement Action: 1994-06-29 00:00:00.0
Enforcement Responsible Agency: State
Enforcement Docket Number: Not reported
Enforcement Attorney: Not reported
Corrective Action Component: No
Appeal Initiated Date: Not reported
Appeal Resolution Date: Not reported
Disposition Status Date: Not reported
Disposition Status: Not reported
Disposition Status Description: Not reported
Consent/Final Order Sequence Number: Not reported
Consent/Final Order Respondent Name: Not reported
Consent/Final Order Lead Agency: Not reported
Enforcement Type: INITIAL CIVIL JUDICIAL ACTION FOR COMPLIANCE AND/OR MONETARY PENALTY
Enforcement Responsible Person: R9STA
Enforcement Responsible Sub-Organization: Not reported
SEP Sequence Number: Not reported
SEP Expenditure Amount: Not reported
SEP Scheduled Completion Date: Not reported
SEP Actual Date: Not reported
SEP Defaulted Date: Not reported
SEP Type: Not reported
SEP Type Description: Not reported
Proposed Amount: Not reported

BROCO INC (Continued) **1000176809**

Final Monetary Amount:	Not reported
Paid Amount:	Not reported
Final Count:	Not reported
Final Amount:	Not reported
Found Violation:	Yes
Agency Which Determined Violation:	State
Violation Short Description:	TSD - General
Date Violation was Determined:	1989-10-27 00:00:00.0
Actual Return to Compliance Date:	1989-12-22 00:00:00.0
Return to Compliance Qualifier:	Observed
Violation Responsible Agency:	State
Scheduled Compliance Date:	1989-12-22 00:00:00.0
Enforcement Identifier:	005
Date of Enforcement Action:	1989-12-06 00:00:00.0
Enforcement Responsible Agency:	State
Enforcement Docket Number:	Not reported
Enforcement Attorney:	Not reported
Corrective Action Component:	No
Appeal Initiated Date:	Not reported
Appeal Resolution Date:	Not reported
Disposition Status Date:	Not reported
Disposition Status:	Not reported
Disposition Status Description:	Not reported
Consent/Final Order Sequence Number:	Not reported
Consent/Final Order Respondent Name:	Not reported
Consent/Final Order Lead Agency:	Not reported
Enforcement Type:	WRITTEN INFORMAL
Enforcement Responsible Person:	R9STA
Enforcement Responsible Sub-Organization:	Not reported
SEP Sequence Number:	Not reported
SEP Expenditure Amount:	Not reported
SEP Scheduled Completion Date:	Not reported
SEP Actual Date:	Not reported
SEP Defaulted Date:	Not reported
SEP Type:	Not reported
SEP Type Description:	Not reported
Proposed Amount:	Not reported
Final Monetary Amount:	Not reported
Paid Amount:	Not reported
Final Count:	Not reported
Final Amount:	Not reported
Found Violation:	Yes
Agency Which Determined Violation:	State
Violation Short Description:	TSD - Waste Pile Standards
Date Violation was Determined:	2004-07-13 00:00:00.0
Actual Return to Compliance Date:	2004-08-23 00:00:00.0
Return to Compliance Qualifier:	Documented
Violation Responsible Agency:	State
Scheduled Compliance Date:	Not reported
Enforcement Identifier:	Not reported
Date of Enforcement Action:	Not reported
Enforcement Responsible Agency:	Not reported
Enforcement Docket Number:	Not reported
Enforcement Attorney:	Not reported
Corrective Action Component:	Not reported

BROCO INC (Continued) **1000176809**

Appeal Initiated Date: Not reported
Appeal Resolution Date: Not reported
Disposition Status Date: Not reported
Disposition Status: Not reported
Disposition Status Description: Not reported
Consent/Final Order Sequence Number: Not reported
Consent/Final Order Respondent Name: Not reported
Consent/Final Order Lead Agency: Not reported
Enforcement Type: Not reported
Enforcement Responsible Person: Not reported
Enforcement Responsible Sub-Organization: Not reported
SEP Sequence Number: Not reported
SEP Expenditure Amount: Not reported
SEP Scheduled Completion Date: Not reported
SEP Actual Date: Not reported
SEP Defaulted Date: Not reported
SEP Type: Not reported
SEP Type Description: Not reported
Proposed Amount: Not reported
Final Monetary Amount: Not reported
Paid Amount: Not reported
Final Count: Not reported
Final Amount: Not reported

Found Violation: Yes
Agency Which Determined Violation: State
Violation Short Description: TSD - General
Date Violation was Determined: 1993-05-07 00:00:00.0
Actual Return to Compliance Date: 1994-05-05 00:00:00.0
Return to Compliance Qualifier: Observed
Violation Responsible Agency: State
Scheduled Compliance Date: Not reported
Enforcement Identifier: 008
Date of Enforcement Action: 1993-07-27 00:00:00.0
Enforcement Responsible Agency: State
Enforcement Docket Number: Not reported
Enforcement Attorney: Not reported
Corrective Action Component: No
Appeal Initiated Date: Not reported
Appeal Resolution Date: Not reported
Disposition Status Date: Not reported
Disposition Status: Not reported
Disposition Status Description: Not reported
Consent/Final Order Sequence Number: Not reported
Consent/Final Order Respondent Name: Not reported
Consent/Final Order Lead Agency: Not reported
Enforcement Type: INITIAL CIVIL JUDICIAL ACTION FOR COMPLIANCE AND/OR MONETARY PENALTY
Enforcement Responsible Person: R9STA
Enforcement Responsible Sub-Organization: Not reported
SEP Sequence Number: Not reported
SEP Expenditure Amount: Not reported
SEP Scheduled Completion Date: Not reported
SEP Actual Date: Not reported
SEP Defaulted Date: Not reported
SEP Type: Not reported
SEP Type Description: Not reported
Proposed Amount: Not reported

BROCO INC (Continued) **1000176809**

Final Monetary Amount:	35000
Paid Amount:	Not reported
Final Count:	1
Final Amount:	35000
Found Violation:	Yes
Agency Which Determined Violation:	State
Violation Short Description:	TSD - Container Use and Management
Date Violation was Determined:	2004-07-13 00:00:00.0
Actual Return to Compliance Date:	2004-10-01 00:00:00.0
Return to Compliance Qualifier:	Documented
Violation Responsible Agency:	State
Scheduled Compliance Date:	Not reported
Enforcement Identifier:	201
Date of Enforcement Action:	2006-01-19 00:00:00.0
Enforcement Responsible Agency:	State
Enforcement Docket Number:	Not reported
Enforcement Attorney:	Not reported
Corrective Action Component:	No
Appeal Initiated Date:	Not reported
Appeal Resolution Date:	Not reported
Disposition Status Date:	Not reported
Disposition Status:	Not reported
Disposition Status Description:	Not reported
Consent/Final Order Sequence Number:	Not reported
Consent/Final Order Respondent Name:	Not reported
Consent/Final Order Lead Agency:	Not reported
Enforcement Type:	LETTER OF INTENT TO INITIATE ENFORCEMENT ACTION
Enforcement Responsible Person:	Not reported
Enforcement Responsible Sub-Organization:	Not reported
SEP Sequence Number:	Not reported
SEP Expenditure Amount:	Not reported
SEP Scheduled Completion Date:	Not reported
SEP Actual Date:	Not reported
SEP Defaulted Date:	Not reported
SEP Type:	Not reported
SEP Type Description:	Not reported
Proposed Amount:	Not reported
Final Monetary Amount:	Not reported
Paid Amount:	Not reported
Final Count:	Not reported
Final Amount:	Not reported
Found Violation:	Yes
Agency Which Determined Violation:	State
Violation Short Description:	TSD - Waste Pile Standards
Date Violation was Determined:	2004-07-13 00:00:00.0
Actual Return to Compliance Date:	2004-08-23 00:00:00.0
Return to Compliance Qualifier:	Documented
Violation Responsible Agency:	State
Scheduled Compliance Date:	Not reported
Enforcement Identifier:	201
Date of Enforcement Action:	2007-04-27 00:00:00.0
Enforcement Responsible Agency:	State
Enforcement Docket Number:	Not reported
Enforcement Attorney:	Not reported
Corrective Action Component:	No

BROCO INC (Continued) **1000176809**

Appeal Initiated Date: Not reported
Appeal Resolution Date: Not reported
Disposition Status Date: Not reported
Disposition Status: Not reported
Disposition Status Description: Not reported
Consent/Final Order Sequence Number: Not reported
Consent/Final Order Respondent Name: Not reported
Consent/Final Order Lead Agency: Not reported
Enforcement Type: FINAL 3008(A) COMPLIANCE ORDER
Enforcement Responsible Person: Not reported
Enforcement Responsible Sub-Organization: Not reported
SEP Sequence Number: Not reported
SEP Expenditure Amount: Not reported
SEP Scheduled Completion Date: Not reported
SEP Actual Date: Not reported
SEP Defaulted Date: Not reported
SEP Type: Not reported
SEP Type Description: Not reported
Proposed Amount: Not reported
Final Monetary Amount: 5000
Paid Amount: Not reported
Final Count: 1
Final Amount: 10000

Found Violation: Yes
Agency Which Determined Violation: State
Violation Short Description: TSD - Waste Pile Standards
Date Violation was Determined: 2004-07-13 00:00:00.0
Actual Return to Compliance Date: 2004-08-23 00:00:00.0
Return to Compliance Qualifier: Documented
Violation Responsible Agency: State
Scheduled Compliance Date: Not reported
Enforcement Identifier: 200
Date of Enforcement Action: 2004-08-12 00:00:00.0
Enforcement Responsible Agency: State
Enforcement Docket Number: Not reported
Enforcement Attorney: Not reported
Corrective Action Component: No
Appeal Initiated Date: Not reported
Appeal Resolution Date: Not reported
Disposition Status Date: Not reported
Disposition Status: Not reported
Disposition Status Description: Not reported
Consent/Final Order Sequence Number: Not reported
Consent/Final Order Respondent Name: Not reported
Consent/Final Order Lead Agency: Not reported
Enforcement Type: Not reported
Enforcement Responsible Person: Not reported
Enforcement Responsible Sub-Organization: Not reported
SEP Sequence Number: Not reported
SEP Expenditure Amount: Not reported
SEP Scheduled Completion Date: Not reported
SEP Actual Date: Not reported
SEP Defaulted Date: Not reported
SEP Type: Not reported
SEP Type Description: Not reported
Proposed Amount: Not reported

BROCO INC (Continued) **1000176809**

Final Monetary Amount:	Not reported
Paid Amount:	Not reported
Final Count:	Not reported
Final Amount:	Not reported
Found Violation:	Yes
Agency Which Determined Violation:	State
Violation Short Description:	TSD - Waste Pile Standards
Date Violation was Determined:	2004-07-13 00:00:00.0
Actual Return to Compliance Date:	2004-08-23 00:00:00.0
Return to Compliance Qualifier:	Documented
Violation Responsible Agency:	State
Scheduled Compliance Date:	Not reported
Enforcement Identifier:	201
Date of Enforcement Action:	2006-01-19 00:00:00.0
Enforcement Responsible Agency:	State
Enforcement Docket Number:	Not reported
Enforcement Attorney:	Not reported
Corrective Action Component:	No
Appeal Initiated Date:	Not reported
Appeal Resolution Date:	Not reported
Disposition Status Date:	Not reported
Disposition Status:	Not reported
Disposition Status Description:	Not reported
Consent/Final Order Sequence Number:	Not reported
Consent/Final Order Respondent Name:	Not reported
Consent/Final Order Lead Agency:	Not reported
Enforcement Type:	LETTER OF INTENT TO INITIATE ENFORCEMENT ACTION
Enforcement Responsible Person:	Not reported
Enforcement Responsible Sub-Organization:	Not reported
SEP Sequence Number:	Not reported
SEP Expenditure Amount:	Not reported
SEP Scheduled Completion Date:	Not reported
SEP Actual Date:	Not reported
SEP Defaulted Date:	Not reported
SEP Type:	Not reported
SEP Type Description:	Not reported
Proposed Amount:	Not reported
Final Monetary Amount:	Not reported
Paid Amount:	Not reported
Final Count:	Not reported
Final Amount:	Not reported
Found Violation:	Yes
Agency Which Determined Violation:	State
Violation Short Description:	TSD - General
Date Violation was Determined:	1997-04-10 00:00:00.0
Actual Return to Compliance Date:	1997-12-16 00:00:00.0
Return to Compliance Qualifier:	Observed
Violation Responsible Agency:	State
Scheduled Compliance Date:	Not reported
Enforcement Identifier:	015
Date of Enforcement Action:	1997-04-10 00:00:00.0
Enforcement Responsible Agency:	State
Enforcement Docket Number:	Not reported
Enforcement Attorney:	Not reported
Corrective Action Component:	No

BROCO INC (Continued) **1000176809**

Appeal Initiated Date: Not reported
Appeal Resolution Date: Not reported
Disposition Status Date: Not reported
Disposition Status: Not reported
Disposition Status Description: Not reported
Consent/Final Order Sequence Number: Not reported
Consent/Final Order Respondent Name: Not reported
Consent/Final Order Lead Agency: Not reported
Enforcement Type: WRITTEN INFORMAL
Enforcement Responsible Person: R9STA
Enforcement Responsible Sub-Organization: Not reported
SEP Sequence Number: Not reported
SEP Expenditure Amount: Not reported
SEP Scheduled Completion Date: Not reported
SEP Actual Date: Not reported
SEP Defaulted Date: Not reported
SEP Type: Not reported
SEP Type Description: Not reported
Proposed Amount: Not reported
Final Monetary Amount: Not reported
Paid Amount: Not reported
Final Count: Not reported
Final Amount: Not reported

Found Violation: Yes
Agency Which Determined Violation: State
Violation Short Description: TSD - Financial Requirements
Date Violation was Determined: 2000-09-25 00:00:00.0
Actual Return to Compliance Date: 2000-11-29 00:00:00.0
Return to Compliance Qualifier: Documented
Violation Responsible Agency: State
Scheduled Compliance Date: Not reported
Enforcement Identifier: 200
Date of Enforcement Action: 2000-09-25 00:00:00.0
Enforcement Responsible Agency: State
Enforcement Docket Number: Not reported
Enforcement Attorney: Not reported
Corrective Action Component: No
Appeal Initiated Date: Not reported
Appeal Resolution Date: Not reported
Disposition Status Date: Not reported
Disposition Status: Not reported
Disposition Status Description: Not reported
Consent/Final Order Sequence Number: Not reported
Consent/Final Order Respondent Name: Not reported
Consent/Final Order Lead Agency: Not reported
Enforcement Type: Not reported
Enforcement Responsible Person: Not reported
Enforcement Responsible Sub-Organization: Not reported
SEP Sequence Number: Not reported
SEP Expenditure Amount: Not reported
SEP Scheduled Completion Date: Not reported
SEP Actual Date: Not reported
SEP Defaulted Date: Not reported
SEP Type: Not reported
SEP Type Description: Not reported
Proposed Amount: Not reported

BROCO INC (Continued) **1000176809**

Final Monetary Amount:	Not reported
Paid Amount:	Not reported
Final Count:	Not reported
Final Amount:	Not reported
Found Violation:	Yes
Agency Which Determined Violation:	State
Violation Short Description:	TSD - Financial Requirements
Date Violation was Determined:	2001-06-14 00:00:00.0
Actual Return to Compliance Date:	2002-06-25 00:00:00.0
Return to Compliance Qualifier:	Documented
Violation Responsible Agency:	State
Scheduled Compliance Date:	Not reported
Enforcement Identifier:	285
Date of Enforcement Action:	2001-09-06 00:00:00.0
Enforcement Responsible Agency:	State
Enforcement Docket Number:	Not reported
Enforcement Attorney:	Not reported
Corrective Action Component:	No
Appeal Initiated Date:	Not reported
Appeal Resolution Date:	Not reported
Disposition Status Date:	Not reported
Disposition Status:	Not reported
Disposition Status Description:	Not reported
Consent/Final Order Sequence Number:	Not reported
Consent/Final Order Respondent Name:	Not reported
Consent/Final Order Lead Agency:	Not reported
Enforcement Type:	INITIAL 3008(A) COMPLIANCE
Enforcement Responsible Person:	Not reported
Enforcement Responsible Sub-Organization:	Not reported
SEP Sequence Number:	Not reported
SEP Expenditure Amount:	Not reported
SEP Scheduled Completion Date:	Not reported
SEP Actual Date:	Not reported
SEP Defaulted Date:	Not reported
SEP Type:	Not reported
SEP Type Description:	Not reported
Proposed Amount:	2494318
Final Monetary Amount:	Not reported
Paid Amount:	Not reported
Final Count:	Not reported
Final Amount:	Not reported
Found Violation:	Yes
Agency Which Determined Violation:	State
Violation Short Description:	Generators - General
Date Violation was Determined:	1996-06-18 00:00:00.0
Actual Return to Compliance Date:	1997-12-16 00:00:00.0
Return to Compliance Qualifier:	Observed
Violation Responsible Agency:	State
Scheduled Compliance Date:	Not reported
Enforcement Identifier:	013
Date of Enforcement Action:	1996-06-18 00:00:00.0
Enforcement Responsible Agency:	State
Enforcement Docket Number:	Not reported
Enforcement Attorney:	Not reported
Corrective Action Component:	No

BROCO INC (Continued) **1000176809**

Appeal Initiated Date: Not reported
Appeal Resolution Date: Not reported
Disposition Status Date: Not reported
Disposition Status: Not reported
Disposition Status Description: Not reported
Consent/Final Order Sequence Number: Not reported
Consent/Final Order Respondent Name: Not reported
Consent/Final Order Lead Agency: Not reported
Enforcement Type: WRITTEN INFORMAL
Enforcement Responsible Person: R9STA
Enforcement Responsible Sub-Organization: Not reported
SEP Sequence Number: Not reported
SEP Expenditure Amount: Not reported
SEP Scheduled Completion Date: Not reported
SEP Actual Date: Not reported
SEP Defaulted Date: Not reported
SEP Type: Not reported
SEP Type Description: Not reported
Proposed Amount: Not reported
Final Monetary Amount: Not reported
Paid Amount: Not reported
Final Count: Not reported
Final Amount: Not reported

Found Violation: Yes
Agency Which Determined Violation: State
Violation Short Description: TSD - General
Date Violation was Determined: 1994-03-28 00:00:00.0
Actual Return to Compliance Date: 1995-01-07 00:00:00.0
Return to Compliance Qualifier: Observed
Violation Responsible Agency: State
Scheduled Compliance Date: Not reported
Enforcement Identifier: 009
Date of Enforcement Action: 1994-03-28 00:00:00.0
Enforcement Responsible Agency: State
Enforcement Docket Number: Not reported
Enforcement Attorney: Not reported
Corrective Action Component: No
Appeal Initiated Date: Not reported
Appeal Resolution Date: Not reported
Disposition Status Date: Not reported
Disposition Status: Not reported
Disposition Status Description: Not reported
Consent/Final Order Sequence Number: Not reported
Consent/Final Order Respondent Name: Not reported
Consent/Final Order Lead Agency: Not reported
Enforcement Type: WRITTEN INFORMAL
Enforcement Responsible Person: R9STA
Enforcement Responsible Sub-Organization: Not reported
SEP Sequence Number: Not reported
SEP Expenditure Amount: Not reported
SEP Scheduled Completion Date: Not reported
SEP Actual Date: Not reported
SEP Defaulted Date: Not reported
SEP Type: Not reported
SEP Type Description: Not reported
Proposed Amount: Not reported

BROCO INC (Continued) **1000176809**

Final Monetary Amount:	Not reported
Paid Amount:	Not reported
Final Count:	Not reported
Final Amount:	Not reported
Found Violation:	No
Agency Which Determined Violation:	Not reported
Violation Short Description:	Not reported
Date Violation was Determined:	Not reported
Actual Return to Compliance Date:	Not reported
Return to Compliance Qualifier:	Not reported
Violation Responsible Agency:	Not reported
Scheduled Compliance Date:	Not reported
Enforcement Identifier:	Not reported
Date of Enforcement Action:	Not reported
Enforcement Responsible Agency:	Not reported
Enforcement Docket Number:	Not reported
Enforcement Attorney:	Not reported
Corrective Action Component:	Not reported
Appeal Initiated Date:	Not reported
Appeal Resolution Date:	Not reported
Disposition Status Date:	Not reported
Disposition Status:	Not reported
Disposition Status Description:	Not reported
Consent/Final Order Sequence Number:	Not reported
Consent/Final Order Respondent Name:	Not reported
Consent/Final Order Lead Agency:	Not reported
Enforcement Type:	Not reported
Enforcement Responsible Person:	Not reported
Enforcement Responsible Sub-Organization:	Not reported
SEP Sequence Number:	Not reported
SEP Expenditure Amount:	Not reported
SEP Scheduled Completion Date:	Not reported
SEP Actual Date:	Not reported
SEP Defaulted Date:	Not reported
SEP Type:	Not reported
SEP Type Description:	Not reported
Proposed Amount:	Not reported
Final Monetary Amount:	Not reported
Paid Amount:	Not reported
Final Count:	Not reported
Final Amount:	Not reported
Found Violation:	Yes
Agency Which Determined Violation:	State
Violation Short Description:	LDR - General
Date Violation was Determined:	1997-04-10 00:00:00.0
Actual Return to Compliance Date:	1997-12-16 00:00:00.0
Return to Compliance Qualifier:	Observed
Violation Responsible Agency:	State
Scheduled Compliance Date:	Not reported
Enforcement Identifier:	015
Date of Enforcement Action:	1997-04-10 00:00:00.0
Enforcement Responsible Agency:	State
Enforcement Docket Number:	Not reported
Enforcement Attorney:	Not reported
Corrective Action Component:	No

BROCO INC (Continued) **1000176809**

Appeal Initiated Date:	Not reported
Appeal Resolution Date:	Not reported
Disposition Status Date:	Not reported
Disposition Status:	Not reported
Disposition Status Description:	Not reported
Consent/Final Order Sequence Number:	Not reported
Consent/Final Order Respondent Name:	Not reported
Consent/Final Order Lead Agency:	Not reported
Enforcement Type:	WRITTEN INFORMAL
Enforcement Responsible Person:	R9STA
Enforcement Responsible Sub-Organization:	Not reported
SEP Sequence Number:	Not reported
SEP Expenditure Amount:	Not reported
SEP Scheduled Completion Date:	Not reported
SEP Actual Date:	Not reported
SEP Defaulted Date:	Not reported
SEP Type:	Not reported
SEP Type Description:	Not reported
Proposed Amount:	Not reported
Final Monetary Amount:	Not reported
Paid Amount:	Not reported
Final Count:	Not reported
Final Amount:	Not reported
Found Violation:	No
Agency Which Determined Violation:	Not reported
Violation Short Description:	Not reported
Date Violation was Determined:	Not reported
Actual Return to Compliance Date:	Not reported
Return to Compliance Qualifier:	Not reported
Violation Responsible Agency:	Not reported
Scheduled Compliance Date:	Not reported
Enforcement Identifier:	Not reported
Date of Enforcement Action:	Not reported
Enforcement Responsible Agency:	Not reported
Enforcement Docket Number:	Not reported
Enforcement Attorney:	Not reported
Corrective Action Component:	Not reported
Appeal Initiated Date:	Not reported
Appeal Resolution Date:	Not reported
Disposition Status Date:	Not reported
Disposition Status:	Not reported
Disposition Status Description:	Not reported
Consent/Final Order Sequence Number:	Not reported
Consent/Final Order Respondent Name:	Not reported
Consent/Final Order Lead Agency:	Not reported
Enforcement Type:	Not reported
Enforcement Responsible Person:	Not reported
Enforcement Responsible Sub-Organization:	Not reported
SEP Sequence Number:	Not reported
SEP Expenditure Amount:	Not reported
SEP Scheduled Completion Date:	Not reported
SEP Actual Date:	Not reported
SEP Defaulted Date:	Not reported
SEP Type:	Not reported
SEP Type Description:	Not reported
Proposed Amount:	Not reported

BROCO INC (Continued) **1000176809**

Final Monetary Amount:	Not reported
Paid Amount:	Not reported
Final Count:	Not reported
Final Amount:	Not reported
Found Violation:	No
Agency Which Determined Violation:	Not reported
Violation Short Description:	Not reported
Date Violation was Determined:	Not reported
Actual Return to Compliance Date:	Not reported
Return to Compliance Qualifier:	Not reported
Violation Responsible Agency:	Not reported
Scheduled Compliance Date:	Not reported
Enforcement Identifier:	Not reported
Date of Enforcement Action:	Not reported
Enforcement Responsible Agency:	Not reported
Enforcement Docket Number:	Not reported
Enforcement Attorney:	Not reported
Corrective Action Component:	Not reported
Appeal Initiated Date:	Not reported
Appeal Resolution Date:	Not reported
Disposition Status Date:	Not reported
Disposition Status:	Not reported
Disposition Status Description:	Not reported
Consent/Final Order Sequence Number:	Not reported
Consent/Final Order Respondent Name:	Not reported
Consent/Final Order Lead Agency:	Not reported
Enforcement Type:	Not reported
Enforcement Responsible Person:	Not reported
Enforcement Responsible Sub-Organization:	Not reported
SEP Sequence Number:	Not reported
SEP Expenditure Amount:	Not reported
SEP Scheduled Completion Date:	Not reported
SEP Actual Date:	Not reported
SEP Defaulted Date:	Not reported
SEP Type:	Not reported
SEP Type Description:	Not reported
Proposed Amount:	Not reported
Final Monetary Amount:	Not reported
Paid Amount:	Not reported
Final Count:	Not reported
Final Amount:	Not reported
Found Violation:	Yes
Agency Which Determined Violation:	State
Violation Short Description:	TSD - General Facility Standards
Date Violation was Determined:	1999-04-22 00:00:00.0
Actual Return to Compliance Date:	1999-04-30 00:00:00.0
Return to Compliance Qualifier:	Documented
Violation Responsible Agency:	State
Scheduled Compliance Date:	Not reported
Enforcement Identifier:	250
Date of Enforcement Action:	2000-09-22 00:00:00.0
Enforcement Responsible Agency:	State
Enforcement Docket Number:	Not reported
Enforcement Attorney:	Not reported
Corrective Action Component:	No

BROCO INC (Continued) **1000176809**

Appeal Initiated Date: Not reported
Appeal Resolution Date: Not reported
Disposition Status Date: Not reported
Disposition Status: Not reported
Disposition Status Description: Not reported
Consent/Final Order Sequence Number:Not reported
Consent/Final Order Respondent Name: Not reported
Consent/Final Order Lead Agency: Not reported
Enforcement Type: FINAL 3008(A) COMPLIANCE ORDER
Enforcement Responsible Person: Not reported
Enforcement Responsible Sub-Organization: Not reported
SEP Sequence Number: Not reported
SEP Expenditure Amount: Not reported
SEP Scheduled Completion Date: Not reported
SEP Actual Date: Not reported
SEP Defaulted Date: Not reported
SEP Type: Not reported
SEP Type Description: Not reported
Proposed Amount: Not reported
Final Monetary Amount: 40000
Paid Amount: Not reported
Final Count: 1
Final Amount: 45000

Found Violation: Yes
Agency Which Determined Violation: State
Violation Short Description: TSD - General Facility Standards
Date Violation was Determined: 1998-12-21 00:00:00.0
Actual Return to Compliance Date: 1998-12-21 00:00:00.0
Return to Compliance Qualifier: Documented
Violation Responsible Agency: State
Scheduled Compliance Date: Not reported
Enforcement Identifier: 201
Date of Enforcement Action: 1998-12-21 00:00:00.0
Enforcement Responsible Agency: State
Enforcement Docket Number: Not reported
Enforcement Attorney: Not reported
Corrective Action Component: No
Appeal Initiated Date: Not reported
Appeal Resolution Date: Not reported
Disposition Status Date: Not reported
Disposition Status: Not reported
Disposition Status Description: Not reported
Consent/Final Order Sequence Number:Not reported
Consent/Final Order Respondent Name: Not reported
Consent/Final Order Lead Agency: Not reported
Enforcement Type: Not reported
Enforcement Responsible Person: Not reported
Enforcement Responsible Sub-Organization: Not reported
SEP Sequence Number: Not reported
SEP Expenditure Amount: Not reported
SEP Scheduled Completion Date: Not reported
SEP Actual Date: Not reported
SEP Defaulted Date: Not reported
SEP Type: Not reported
SEP Type Description: Not reported
Proposed Amount: Not reported

BROCO INC (Continued) **1000176809**

Final Monetary Amount:	Not reported
Paid Amount:	Not reported
Final Count:	Not reported
Final Amount:	Not reported
Found Violation:	Yes
Agency Which Determined Violation:	State
Violation Short Description:	TSD - General Facility Standards
Date Violation was Determined:	2004-07-13 00:00:00.0
Actual Return to Compliance Date:	2004-08-23 00:00:00.0
Return to Compliance Qualifier:	Documented
Violation Responsible Agency:	State
Scheduled Compliance Date:	Not reported
Enforcement Identifier:	201
Date of Enforcement Action:	2006-01-19 00:00:00.0
Enforcement Responsible Agency:	State
Enforcement Docket Number:	Not reported
Enforcement Attorney:	Not reported
Corrective Action Component:	No
Appeal Initiated Date:	Not reported
Appeal Resolution Date:	Not reported
Disposition Status Date:	Not reported
Disposition Status:	Not reported
Disposition Status Description:	Not reported
Consent/Final Order Sequence Number:	Not reported
Consent/Final Order Respondent Name:	Not reported
Consent/Final Order Lead Agency:	Not reported
Enforcement Type:	LETTER OF INTENT TO INITIATE ENFORCEMENT ACTION
Enforcement Responsible Person:	Not reported
Enforcement Responsible Sub-Organization:	Not reported
SEP Sequence Number:	Not reported
SEP Expenditure Amount:	Not reported
SEP Scheduled Completion Date:	Not reported
SEP Actual Date:	Not reported
SEP Defaulted Date:	Not reported
SEP Type:	Not reported
SEP Type Description:	Not reported
Proposed Amount:	Not reported
Final Monetary Amount:	Not reported
Paid Amount:	Not reported
Final Count:	Not reported
Final Amount:	Not reported
Found Violation:	Yes
Agency Which Determined Violation:	State
Violation Short Description:	TSD - General
Date Violation was Determined:	1998-12-21 00:00:00.0
Actual Return to Compliance Date:	1998-12-21 00:00:00.0
Return to Compliance Qualifier:	Observed
Violation Responsible Agency:	State
Scheduled Compliance Date:	1999-01-21 00:00:00.0
Enforcement Identifier:	017
Date of Enforcement Action:	1998-12-21 00:00:00.0
Enforcement Responsible Agency:	State
Enforcement Docket Number:	Not reported
Enforcement Attorney:	Not reported
Corrective Action Component:	No

BROCO INC (Continued) **1000176809**

Appeal Initiated Date: Not reported
Appeal Resolution Date: Not reported
Disposition Status Date: Not reported
Disposition Status: Not reported
Disposition Status Description: Not reported
Consent/Final Order Sequence Number: Not reported
Consent/Final Order Respondent Name: Not reported
Consent/Final Order Lead Agency: Not reported
Enforcement Type: WRITTEN INFORMAL
Enforcement Responsible Person: R9EPA
Enforcement Responsible Sub-Organization: Not reported
SEP Sequence Number: Not reported
SEP Expenditure Amount: Not reported
SEP Scheduled Completion Date: Not reported
SEP Actual Date: Not reported
SEP Defaulted Date: Not reported
SEP Type: Not reported
SEP Type Description: Not reported
Proposed Amount: Not reported
Final Monetary Amount: Not reported
Paid Amount: Not reported
Final Count: Not reported
Final Amount: Not reported

Found Violation: Yes
Agency Which Determined Violation: State
Violation Short Description: TSD - Container Use and Management
Date Violation was Determined: 1999-02-26 00:00:00.0
Actual Return to Compliance Date: 1999-03-12 00:00:00.0
Return to Compliance Qualifier: Documented
Violation Responsible Agency: State
Scheduled Compliance Date: Not reported
Enforcement Identifier: 200
Date of Enforcement Action: 1999-03-02 00:00:00.0
Enforcement Responsible Agency: State
Enforcement Docket Number: Not reported
Enforcement Attorney: Not reported
Corrective Action Component: No
Appeal Initiated Date: Not reported
Appeal Resolution Date: Not reported
Disposition Status Date: Not reported
Disposition Status: Not reported
Disposition Status Description: Not reported
Consent/Final Order Sequence Number: Not reported
Consent/Final Order Respondent Name: Not reported
Consent/Final Order Lead Agency: Not reported
Enforcement Type: Not reported
Enforcement Responsible Person: Not reported
Enforcement Responsible Sub-Organization: Not reported
SEP Sequence Number: Not reported
SEP Expenditure Amount: Not reported
SEP Scheduled Completion Date: Not reported
SEP Actual Date: Not reported
SEP Defaulted Date: Not reported
SEP Type: Not reported
SEP Type Description: Not reported
Proposed Amount: Not reported

BROCO INC (Continued) **1000176809**

Final Monetary Amount: Not reported
Paid Amount: Not reported
Final Count: Not reported
Final Amount: Not reported

Found Violation: No
Agency Which Determined Violation: Not reported
Violation Short Description: Not reported
Date Violation was Determined: Not reported
Actual Return to Compliance Date: Not reported
Return to Compliance Qualifier: Not reported
Violation Responsible Agency: Not reported
Scheduled Compliance Date: Not reported
Enforcement Identifier: Not reported
Date of Enforcement Action: Not reported
Enforcement Responsible Agency: Not reported
Enforcement Docket Number: Not reported
Enforcement Attorney: Not reported
Corrective Action Component: Not reported
Appeal Initiated Date: Not reported
Appeal Resolution Date: Not reported
Disposition Status Date: Not reported
Disposition Status: Not reported
Disposition Status Description: Not reported
Consent/Final Order Sequence Number:Not reported
Consent/Final Order Respondent Name: Not reported
Consent/Final Order Lead Agency: Not reported
Enforcement Type: Not reported
Enforcement Responsible Person: Not reported
Enforcement Responsible Sub-Organization: Not reported
SEP Sequence Number: Not reported
SEP Expenditure Amount: Not reported
SEP Scheduled Completion Date: Not reported
SEP Actual Date: Not reported
SEP Defaulted Date: Not reported
SEP Type: Not reported
SEP Type Description: Not reported
Proposed Amount: Not reported
Final Monetary Amount: Not reported
Paid Amount: Not reported
Final Count: Not reported
Final Amount: Not reported

Found Violation: No
Agency Which Determined Violation: Not reported
Violation Short Description: Not reported
Date Violation was Determined: Not reported
Actual Return to Compliance Date: Not reported
Return to Compliance Qualifier: Not reported
Violation Responsible Agency: Not reported
Scheduled Compliance Date: Not reported
Enforcement Identifier: Not reported
Date of Enforcement Action: Not reported
Enforcement Responsible Agency: Not reported
Enforcement Docket Number: Not reported
Enforcement Attorney: Not reported
Corrective Action Component: Not reported

BROCO INC (Continued) **1000176809**

Appeal Initiated Date: Not reported
Appeal Resolution Date: Not reported
Disposition Status Date: Not reported
Disposition Status: Not reported
Disposition Status Description: Not reported
Consent/Final Order Sequence Number: Not reported
Consent/Final Order Respondent Name: Not reported
Consent/Final Order Lead Agency: Not reported
Enforcement Type: Not reported
Enforcement Responsible Person: Not reported
Enforcement Responsible Sub-Organization: Not reported
SEP Sequence Number: Not reported
SEP Expenditure Amount: Not reported
SEP Scheduled Completion Date: Not reported
SEP Actual Date: Not reported
SEP Defaulted Date: Not reported
SEP Type: Not reported
SEP Type Description: Not reported
Proposed Amount: Not reported
Final Monetary Amount: Not reported
Paid Amount: Not reported
Final Count: Not reported
Final Amount: Not reported

Found Violation: Yes
Agency Which Determined Violation: State
Violation Short Description: TSD - General
Date Violation was Determined: 1993-05-07 00:00:00.0
Actual Return to Compliance Date: 1994-05-05 00:00:00.0
Return to Compliance Qualifier: Observed
Violation Responsible Agency: State
Scheduled Compliance Date: Not reported
Enforcement Identifier: 008
Date of Enforcement Action: 1993-07-27 00:00:00.0
Enforcement Responsible Agency: State
Enforcement Docket Number: Not reported
Enforcement Attorney: Not reported
Corrective Action Component: No
Appeal Initiated Date: Not reported
Appeal Resolution Date: Not reported
Disposition Status Date: Not reported
Disposition Status: Not reported
Disposition Status Description: Not reported
Consent/Final Order Sequence Number: Not reported
Consent/Final Order Respondent Name: Not reported
Consent/Final Order Lead Agency: Not reported
Enforcement Type: INITIAL CIVIL JUDICIAL ACTION FOR COMPLIANCE AND/OR MONETARY PENALTY
Enforcement Responsible Person: R9STA
Enforcement Responsible Sub-Organization: Not reported
SEP Sequence Number: Not reported
SEP Expenditure Amount: Not reported
SEP Scheduled Completion Date: Not reported
SEP Actual Date: Not reported
SEP Defaulted Date: Not reported
SEP Type: Not reported
SEP Type Description: Not reported
Proposed Amount: Not reported

BROCO INC (Continued) **1000176809**

Final Monetary Amount:	35000
Paid Amount:	Not reported
Final Count:	1
Final Amount:	35000
Found Violation:	Yes
Agency Which Determined Violation:	State
Violation Short Description:	TSD IS-Thermal Treatment
Date Violation was Determined:	1994-03-28 00:00:00.0
Actual Return to Compliance Date:	1995-01-07 00:00:00.0
Return to Compliance Qualifier:	Observed
Violation Responsible Agency:	State
Scheduled Compliance Date:	Not reported
Enforcement Identifier:	009
Date of Enforcement Action:	1994-03-28 00:00:00.0
Enforcement Responsible Agency:	State
Enforcement Docket Number:	Not reported
Enforcement Attorney:	Not reported
Corrective Action Component:	No
Appeal Initiated Date:	Not reported
Appeal Resolution Date:	Not reported
Disposition Status Date:	Not reported
Disposition Status:	Not reported
Disposition Status Description:	Not reported
Consent/Final Order Sequence Number:	Not reported
Consent/Final Order Respondent Name:	Not reported
Consent/Final Order Lead Agency:	Not reported
Enforcement Type:	WRITTEN INFORMAL
Enforcement Responsible Person:	R9STA
Enforcement Responsible Sub-Organization:	Not reported
SEP Sequence Number:	Not reported
SEP Expenditure Amount:	Not reported
SEP Scheduled Completion Date:	Not reported
SEP Actual Date:	Not reported
SEP Defaulted Date:	Not reported
SEP Type:	Not reported
SEP Type Description:	Not reported
Proposed Amount:	Not reported
Final Monetary Amount:	Not reported
Paid Amount:	Not reported
Final Count:	Not reported
Final Amount:	Not reported
Found Violation:	Yes
Agency Which Determined Violation:	State
Violation Short Description:	TSD - General Facility Standards
Date Violation was Determined:	1999-02-26 00:00:00.0
Actual Return to Compliance Date:	1999-03-12 00:00:00.0
Return to Compliance Qualifier:	Documented
Violation Responsible Agency:	State
Scheduled Compliance Date:	Not reported
Enforcement Identifier:	250
Date of Enforcement Action:	2000-09-22 00:00:00.0
Enforcement Responsible Agency:	State
Enforcement Docket Number:	Not reported
Enforcement Attorney:	Not reported
Corrective Action Component:	No

BROCO INC (Continued) **1000176809**

Appeal Initiated Date: Not reported
Appeal Resolution Date: Not reported
Disposition Status Date: Not reported
Disposition Status: Not reported
Disposition Status Description: Not reported
Consent/Final Order Sequence Number: Not reported
Consent/Final Order Respondent Name: Not reported
Consent/Final Order Lead Agency: Not reported
Enforcement Type: FINAL 3008(A) COMPLIANCE ORDER
Enforcement Responsible Person: Not reported
Enforcement Responsible Sub-Organization: Not reported
SEP Sequence Number: Not reported
SEP Expenditure Amount: Not reported
SEP Scheduled Completion Date: Not reported
SEP Actual Date: Not reported
SEP Defaulted Date: Not reported
SEP Type: Not reported
SEP Type Description: Not reported
Proposed Amount: Not reported
Final Monetary Amount: 40000
Paid Amount: Not reported
Final Count: 1
Final Amount: 45000

Found Violation: Yes
Agency Which Determined Violation: State
Violation Short Description: TSD - General
Date Violation was Determined: 1994-03-28 00:00:00.0
Actual Return to Compliance Date: 1995-01-07 00:00:00.0
Return to Compliance Qualifier: Observed
Violation Responsible Agency: State
Scheduled Compliance Date: Not reported
Enforcement Identifier: 010
Date of Enforcement Action: 1994-06-29 00:00:00.0
Enforcement Responsible Agency: State
Enforcement Docket Number: Not reported
Enforcement Attorney: Not reported
Corrective Action Component: No
Appeal Initiated Date: Not reported
Appeal Resolution Date: Not reported
Disposition Status Date: Not reported
Disposition Status: Not reported
Disposition Status Description: Not reported
Consent/Final Order Sequence Number: Not reported
Consent/Final Order Respondent Name: Not reported
Consent/Final Order Lead Agency: Not reported
Enforcement Type: INITIAL CIVIL JUDICIAL ACTION FOR COMPLIANCE AND/OR MONETARY PENALTY
Enforcement Responsible Person: R9STA
Enforcement Responsible Sub-Organization: Not reported
SEP Sequence Number: Not reported
SEP Expenditure Amount: Not reported
SEP Scheduled Completion Date: Not reported
SEP Actual Date: Not reported
SEP Defaulted Date: Not reported
SEP Type: Not reported
SEP Type Description: Not reported
Proposed Amount: Not reported

BROCO INC (Continued) **1000176809**

Final Monetary Amount:	Not reported
Paid Amount:	Not reported
Final Count:	Not reported
Final Amount:	Not reported
Found Violation:	Yes
Agency Which Determined Violation:	State
Violation Short Description:	TSD - Container Use and Management
Date Violation was Determined:	1999-07-28 00:00:00.0
Actual Return to Compliance Date:	1999-08-05 00:00:00.0
Return to Compliance Qualifier:	Documented
Violation Responsible Agency:	State
Scheduled Compliance Date:	Not reported
Enforcement Identifier:	250
Date of Enforcement Action:	2000-09-22 00:00:00.0
Enforcement Responsible Agency:	State
Enforcement Docket Number:	Not reported
Enforcement Attorney:	Not reported
Corrective Action Component:	No
Appeal Initiated Date:	Not reported
Appeal Resolution Date:	Not reported
Disposition Status Date:	Not reported
Disposition Status:	Not reported
Disposition Status Description:	Not reported
Consent/Final Order Sequence Number:	Not reported
Consent/Final Order Respondent Name:	Not reported
Consent/Final Order Lead Agency:	Not reported
Enforcement Type:	FINAL 3008(A) COMPLIANCE ORDER
Enforcement Responsible Person:	Not reported
Enforcement Responsible Sub-Organization:	Not reported
SEP Sequence Number:	Not reported
SEP Expenditure Amount:	Not reported
SEP Scheduled Completion Date:	Not reported
SEP Actual Date:	Not reported
SEP Defaulted Date:	Not reported
SEP Type:	Not reported
SEP Type Description:	Not reported
Proposed Amount:	Not reported
Final Monetary Amount:	40000
Paid Amount:	Not reported
Final Count:	1
Final Amount:	45000
Found Violation:	No
Agency Which Determined Violation:	Not reported
Violation Short Description:	Not reported
Date Violation was Determined:	Not reported
Actual Return to Compliance Date:	Not reported
Return to Compliance Qualifier:	Not reported
Violation Responsible Agency:	Not reported
Scheduled Compliance Date:	Not reported
Enforcement Identifier:	Not reported
Date of Enforcement Action:	Not reported
Enforcement Responsible Agency:	Not reported
Enforcement Docket Number:	Not reported
Enforcement Attorney:	Not reported
Corrective Action Component:	Not reported

BROCO INC (Continued) **1000176809**

Appeal Initiated Date: Not reported
Appeal Resolution Date: Not reported
Disposition Status Date: Not reported
Disposition Status: Not reported
Disposition Status Description: Not reported
Consent/Final Order Sequence Number: Not reported
Consent/Final Order Respondent Name: Not reported
Consent/Final Order Lead Agency: Not reported
Enforcement Type: Not reported
Enforcement Responsible Person: Not reported
Enforcement Responsible Sub-Organization: Not reported
SEP Sequence Number: Not reported
SEP Expenditure Amount: Not reported
SEP Scheduled Completion Date: Not reported
SEP Actual Date: Not reported
SEP Defaulted Date: Not reported
SEP Type: Not reported
SEP Type Description: Not reported
Proposed Amount: Not reported
Final Monetary Amount: Not reported
Paid Amount: Not reported
Final Count: Not reported
Final Amount: Not reported

Found Violation: Yes
Agency Which Determined Violation: State
Violation Short Description: TSD - General
Date Violation was Determined: 1998-12-21 00:00:00.0
Actual Return to Compliance Date: 1998-12-21 00:00:00.0
Return to Compliance Qualifier: Observed
Violation Responsible Agency: State
Scheduled Compliance Date: 1999-01-21 00:00:00.0
Enforcement Identifier: 017
Date of Enforcement Action: 1998-12-21 00:00:00.0
Enforcement Responsible Agency: State
Enforcement Docket Number: Not reported
Enforcement Attorney: Not reported
Corrective Action Component: No
Appeal Initiated Date: Not reported
Appeal Resolution Date: Not reported
Disposition Status Date: Not reported
Disposition Status: Not reported
Disposition Status Description: Not reported
Consent/Final Order Sequence Number: Not reported
Consent/Final Order Respondent Name: Not reported
Consent/Final Order Lead Agency: Not reported
Enforcement Type: WRITTEN INFORMAL
Enforcement Responsible Person: R9EPA
Enforcement Responsible Sub-Organization: Not reported
SEP Sequence Number: Not reported
SEP Expenditure Amount: Not reported
SEP Scheduled Completion Date: Not reported
SEP Actual Date: Not reported
SEP Defaulted Date: Not reported
SEP Type: Not reported
SEP Type Description: Not reported
Proposed Amount: Not reported

BROCO INC (Continued) **1000176809**

Final Monetary Amount:	Not reported
Paid Amount:	Not reported
Final Count:	Not reported
Final Amount:	Not reported
Found Violation:	Yes
Agency Which Determined Violation:	State
Violation Short Description:	TSD - Container Use and Management
Date Violation was Determined:	2000-09-25 00:00:00.0
Actual Return to Compliance Date:	2000-11-29 00:00:00.0
Return to Compliance Qualifier:	Documented
Violation Responsible Agency:	State
Scheduled Compliance Date:	Not reported
Enforcement Identifier:	200
Date of Enforcement Action:	2000-09-25 00:00:00.0
Enforcement Responsible Agency:	State
Enforcement Docket Number:	Not reported
Enforcement Attorney:	Not reported
Corrective Action Component:	No
Appeal Initiated Date:	Not reported
Appeal Resolution Date:	Not reported
Disposition Status Date:	Not reported
Disposition Status:	Not reported
Disposition Status Description:	Not reported
Consent/Final Order Sequence Number:	Not reported
Consent/Final Order Respondent Name:	Not reported
Consent/Final Order Lead Agency:	Not reported
Enforcement Type:	Not reported
Enforcement Responsible Person:	Not reported
Enforcement Responsible Sub-Organization:	Not reported
SEP Sequence Number:	Not reported
SEP Expenditure Amount:	Not reported
SEP Scheduled Completion Date:	Not reported
SEP Actual Date:	Not reported
SEP Defaulted Date:	Not reported
SEP Type:	Not reported
SEP Type Description:	Not reported
Proposed Amount:	Not reported
Final Monetary Amount:	Not reported
Paid Amount:	Not reported
Final Count:	Not reported
Final Amount:	Not reported
Found Violation:	No
Agency Which Determined Violation:	Not reported
Violation Short Description:	Not reported
Date Violation was Determined:	Not reported
Actual Return to Compliance Date:	Not reported
Return to Compliance Qualifier:	Not reported
Violation Responsible Agency:	Not reported
Scheduled Compliance Date:	Not reported
Enforcement Identifier:	Not reported
Date of Enforcement Action:	Not reported
Enforcement Responsible Agency:	Not reported
Enforcement Docket Number:	Not reported
Enforcement Attorney:	Not reported
Corrective Action Component:	Not reported

BROCO INC (Continued) **1000176809**

Appeal Initiated Date: Not reported
Appeal Resolution Date: Not reported
Disposition Status Date: Not reported
Disposition Status: Not reported
Disposition Status Description: Not reported
Consent/Final Order Sequence Number: Not reported
Consent/Final Order Respondent Name: Not reported
Consent/Final Order Lead Agency: Not reported
Enforcement Type: Not reported
Enforcement Responsible Person: Not reported
Enforcement Responsible Sub-Organization: Not reported
SEP Sequence Number: Not reported
SEP Expenditure Amount: Not reported
SEP Scheduled Completion Date: Not reported
SEP Actual Date: Not reported
SEP Defaulted Date: Not reported
SEP Type: Not reported
SEP Type Description: Not reported
Proposed Amount: Not reported
Final Monetary Amount: Not reported
Paid Amount: Not reported
Final Count: Not reported
Final Amount: Not reported

Found Violation: Yes
Agency Which Determined Violation: State
Violation Short Description: TSD - General
Date Violation was Determined: 1996-06-18 00:00:00.0
Actual Return to Compliance Date: 1997-12-16 00:00:00.0
Return to Compliance Qualifier: Observed
Violation Responsible Agency: State
Scheduled Compliance Date: Not reported
Enforcement Identifier: 013
Date of Enforcement Action: 1996-06-18 00:00:00.0
Enforcement Responsible Agency: State
Enforcement Docket Number: Not reported
Enforcement Attorney: Not reported
Corrective Action Component: No
Appeal Initiated Date: Not reported
Appeal Resolution Date: Not reported
Disposition Status Date: Not reported
Disposition Status: Not reported
Disposition Status Description: Not reported
Consent/Final Order Sequence Number: Not reported
Consent/Final Order Respondent Name: Not reported
Consent/Final Order Lead Agency: Not reported
Enforcement Type: WRITTEN INFORMAL
Enforcement Responsible Person: R9STA
Enforcement Responsible Sub-Organization: Not reported
SEP Sequence Number: Not reported
SEP Expenditure Amount: Not reported
SEP Scheduled Completion Date: Not reported
SEP Actual Date: Not reported
SEP Defaulted Date: Not reported
SEP Type: Not reported
SEP Type Description: Not reported
Proposed Amount: Not reported

BROCO INC (Continued) **1000176809**

Final Monetary Amount:	Not reported
Paid Amount:	Not reported
Final Count:	Not reported
Final Amount:	Not reported
Found Violation:	Yes
Agency Which Determined Violation:	State
Violation Short Description:	LDR - General
Date Violation was Determined:	1998-09-22 00:00:00.0
Actual Return to Compliance Date:	1998-09-22 00:00:00.0
Return to Compliance Qualifier:	Observed
Violation Responsible Agency:	State
Scheduled Compliance Date:	1998-09-22 00:00:00.0
Enforcement Identifier:	016
Date of Enforcement Action:	1998-09-22 00:00:00.0
Enforcement Responsible Agency:	State
Enforcement Docket Number:	Not reported
Enforcement Attorney:	Not reported
Corrective Action Component:	No
Appeal Initiated Date:	Not reported
Appeal Resolution Date:	Not reported
Disposition Status Date:	Not reported
Disposition Status:	Not reported
Disposition Status Description:	Not reported
Consent/Final Order Sequence Number:	Not reported
Consent/Final Order Respondent Name:	Not reported
Consent/Final Order Lead Agency:	Not reported
Enforcement Type:	WRITTEN INFORMAL
Enforcement Responsible Person:	R9STA
Enforcement Responsible Sub-Organization:	Not reported
SEP Sequence Number:	Not reported
SEP Expenditure Amount:	Not reported
SEP Scheduled Completion Date:	Not reported
SEP Actual Date:	Not reported
SEP Defaulted Date:	Not reported
SEP Type:	Not reported
SEP Type Description:	Not reported
Proposed Amount:	Not reported
Final Monetary Amount:	Not reported
Paid Amount:	Not reported
Final Count:	Not reported
Final Amount:	Not reported
Found Violation:	Yes
Agency Which Determined Violation:	State
Violation Short Description:	TSD - Financial Requirements
Date Violation was Determined:	2000-09-25 00:00:00.0
Actual Return to Compliance Date:	2002-06-26 00:00:00.0
Return to Compliance Qualifier:	Documented
Violation Responsible Agency:	State
Scheduled Compliance Date:	Not reported
Enforcement Identifier:	200
Date of Enforcement Action:	2000-09-25 00:00:00.0
Enforcement Responsible Agency:	State
Enforcement Docket Number:	Not reported
Enforcement Attorney:	Not reported
Corrective Action Component:	No

BROCO INC (Continued) **1000176809**

Appeal Initiated Date: Not reported
Appeal Resolution Date: Not reported
Disposition Status Date: Not reported
Disposition Status: Not reported
Disposition Status Description: Not reported
Consent/Final Order Sequence Number: Not reported
Consent/Final Order Respondent Name: Not reported
Consent/Final Order Lead Agency: Not reported
Enforcement Type: Not reported
Enforcement Responsible Person: Not reported
Enforcement Responsible Sub-Organization: Not reported
SEP Sequence Number: Not reported
SEP Expenditure Amount: Not reported
SEP Scheduled Completion Date: Not reported
SEP Actual Date: Not reported
SEP Defaulted Date: Not reported
SEP Type: Not reported
SEP Type Description: Not reported
Proposed Amount: Not reported
Final Monetary Amount: Not reported
Paid Amount: Not reported
Final Count: Not reported
Final Amount: Not reported

Found Violation: Yes
Agency Which Determined Violation: State
Violation Short Description: TSD - General Facility Standards
Date Violation was Determined: 1999-02-26 00:00:00.0
Actual Return to Compliance Date: 1999-03-12 00:00:00.0
Return to Compliance Qualifier: Documented
Violation Responsible Agency: State
Scheduled Compliance Date: Not reported
Enforcement Identifier: 200
Date of Enforcement Action: 1999-03-02 00:00:00.0
Enforcement Responsible Agency: State
Enforcement Docket Number: Not reported
Enforcement Attorney: Not reported
Corrective Action Component: No
Appeal Initiated Date: Not reported
Appeal Resolution Date: Not reported
Disposition Status Date: Not reported
Disposition Status: Not reported
Disposition Status Description: Not reported
Consent/Final Order Sequence Number: Not reported
Consent/Final Order Respondent Name: Not reported
Consent/Final Order Lead Agency: Not reported
Enforcement Type: Not reported
Enforcement Responsible Person: Not reported
Enforcement Responsible Sub-Organization: Not reported
SEP Sequence Number: Not reported
SEP Expenditure Amount: Not reported
SEP Scheduled Completion Date: Not reported
SEP Actual Date: Not reported
SEP Defaulted Date: Not reported
SEP Type: Not reported
SEP Type Description: Not reported
Proposed Amount: Not reported

BROCO INC (Continued) **1000176809**

Final Monetary Amount: Not reported
Paid Amount: Not reported
Final Count: Not reported
Final Amount: Not reported

Found Violation: Yes
Agency Which Determined Violation: State
Violation Short Description: TSD - Preparedness and Prevention
Date Violation was Determined: 2004-07-13 00:00:00.0
Actual Return to Compliance Date: 2004-10-01 00:00:00.0
Return to Compliance Qualifier: Documented
Violation Responsible Agency: State
Scheduled Compliance Date: Not reported
Enforcement Identifier: 200
Date of Enforcement Action: 2004-08-12 00:00:00.0
Enforcement Responsible Agency: State
Enforcement Docket Number: Not reported
Enforcement Attorney: Not reported
Corrective Action Component: No
Appeal Initiated Date: Not reported
Appeal Resolution Date: Not reported
Disposition Status Date: Not reported
Disposition Status: Not reported
Disposition Status Description: Not reported
Consent/Final Order Sequence Number:Not reported
Consent/Final Order Respondent Name: Not reported
Consent/Final Order Lead Agency: Not reported
Enforcement Type: Not reported
Enforcement Responsible Person: Not reported
Enforcement Responsible Sub-Organization: Not reported
SEP Sequence Number: Not reported
SEP Expenditure Amount: Not reported
SEP Scheduled Completion Date: Not reported
SEP Actual Date: Not reported
SEP Defaulted Date: Not reported
SEP Type: Not reported
SEP Type Description: Not reported
Proposed Amount: Not reported
Final Monetary Amount: Not reported
Paid Amount: Not reported
Final Count: Not reported
Final Amount: Not reported

Found Violation: Yes
Agency Which Determined Violation: State
Violation Short Description: TSD - Financial Requirements
Date Violation was Determined: 1986-11-26 00:00:00.0
Actual Return to Compliance Date: 1998-11-15 00:00:00.0
Return to Compliance Qualifier: Observed
Violation Responsible Agency: State
Scheduled Compliance Date: Not reported
Enforcement Identifier: 003
Date of Enforcement Action: 1989-07-18 00:00:00.0
Enforcement Responsible Agency: State
Enforcement Docket Number: Not reported
Enforcement Attorney: Not reported
Corrective Action Component: No

BROCO INC (Continued) **1000176809**

Appeal Initiated Date:	Not reported
Appeal Resolution Date:	Not reported
Disposition Status Date:	Not reported
Disposition Status:	Not reported
Disposition Status Description:	Not reported
Consent/Final Order Sequence Number:	Not reported
Consent/Final Order Respondent Name:	Not reported
Consent/Final Order Lead Agency:	Not reported
Enforcement Type:	INITIAL 3008(A) COMPLIANCE
Enforcement Responsible Person:	R9STA
Enforcement Responsible Sub-Organization:	Not reported
SEP Sequence Number:	Not reported
SEP Expenditure Amount:	Not reported
SEP Scheduled Completion Date:	Not reported
SEP Actual Date:	Not reported
SEP Defaulted Date:	Not reported
SEP Type:	Not reported
SEP Type Description:	Not reported
Proposed Amount:	69152
Final Monetary Amount:	Not reported
Paid Amount:	Not reported
Final Count:	Not reported
Final Amount:	Not reported

Found Violation:	Yes
Agency Which Determined Violation:	State
Violation Short Description:	TSD - General Facility Standards
Date Violation was Determined:	2004-07-13 00:00:00.0
Actual Return to Compliance Date:	2004-08-23 00:00:00.0
Return to Compliance Qualifier:	Documented
Violation Responsible Agency:	State
Scheduled Compliance Date:	Not reported
Enforcement Identifier:	201
Date of Enforcement Action:	2007-04-27 00:00:00.0
Enforcement Responsible Agency:	State
Enforcement Docket Number:	Not reported
Enforcement Attorney:	Not reported
Corrective Action Component:	No
Appeal Initiated Date:	Not reported
Appeal Resolution Date:	Not reported
Disposition Status Date:	Not reported
Disposition Status:	Not reported
Disposition Status Description:	Not reported
Consent/Final Order Sequence Number:	Not reported
Consent/Final Order Respondent Name:	Not reported
Consent/Final Order Lead Agency:	Not reported
Enforcement Type:	FINAL 3008(A) COMPLIANCE ORDER
Enforcement Responsible Person:	Not reported
Enforcement Responsible Sub-Organization:	Not reported
SEP Sequence Number:	Not reported
SEP Expenditure Amount:	Not reported
SEP Scheduled Completion Date:	Not reported
SEP Actual Date:	Not reported
SEP Defaulted Date:	Not reported
SEP Type:	Not reported
SEP Type Description:	Not reported
Proposed Amount:	Not reported

BROCO INC (Continued) **1000176809**

Final Monetary Amount:	5000
Paid Amount:	Not reported
Final Count:	1
Final Amount:	10000
Found Violation:	Yes
Agency Which Determined Violation:	State
Violation Short Description:	TSD - Container Use and Management
Date Violation was Determined:	1999-04-22 00:00:00.0
Actual Return to Compliance Date:	1999-04-30 00:00:00.0
Return to Compliance Qualifier:	Documented
Violation Responsible Agency:	State
Scheduled Compliance Date:	Not reported
Enforcement Identifier:	200
Date of Enforcement Action:	1999-04-23 00:00:00.0
Enforcement Responsible Agency:	State
Enforcement Docket Number:	Not reported
Enforcement Attorney:	Not reported
Corrective Action Component:	No
Appeal Initiated Date:	Not reported
Appeal Resolution Date:	Not reported
Disposition Status Date:	Not reported
Disposition Status:	Not reported
Disposition Status Description:	Not reported
Consent/Final Order Sequence Number:	Not reported
Consent/Final Order Respondent Name:	Not reported
Consent/Final Order Lead Agency:	Not reported
Enforcement Type:	Not reported
Enforcement Responsible Person:	Not reported
Enforcement Responsible Sub-Organization:	Not reported
SEP Sequence Number:	Not reported
SEP Expenditure Amount:	Not reported
SEP Scheduled Completion Date:	Not reported
SEP Actual Date:	Not reported
SEP Defaulted Date:	Not reported
SEP Type:	Not reported
SEP Type Description:	Not reported
Proposed Amount:	Not reported
Final Monetary Amount:	Not reported
Paid Amount:	Not reported
Final Count:	Not reported
Final Amount:	Not reported
Found Violation:	Yes
Agency Which Determined Violation:	State
Violation Short Description:	TSD - General
Date Violation was Determined:	1994-03-28 00:00:00.0
Actual Return to Compliance Date:	1995-01-07 00:00:00.0
Return to Compliance Qualifier:	Observed
Violation Responsible Agency:	State
Scheduled Compliance Date:	Not reported
Enforcement Identifier:	010
Date of Enforcement Action:	1994-06-29 00:00:00.0
Enforcement Responsible Agency:	State
Enforcement Docket Number:	Not reported
Enforcement Attorney:	Not reported
Corrective Action Component:	No

BROCO INC (Continued) **1000176809**

Appeal Initiated Date: Not reported
Appeal Resolution Date: Not reported
Disposition Status Date: Not reported
Disposition Status: Not reported
Disposition Status Description: Not reported
Consent/Final Order Sequence Number: Not reported
Consent/Final Order Respondent Name: Not reported
Consent/Final Order Lead Agency: Not reported
Enforcement Type: INITIAL CIVIL JUDICIAL ACTION FOR COMPLIANCE AND/OR MONETARY PENALTY
Enforcement Responsible Person: R9STA
Enforcement Responsible Sub-Organization: Not reported
SEP Sequence Number: Not reported
SEP Expenditure Amount: Not reported
SEP Scheduled Completion Date: Not reported
SEP Actual Date: Not reported
SEP Defaulted Date: Not reported
SEP Type: Not reported
SEP Type Description: Not reported
Proposed Amount: Not reported
Final Monetary Amount: Not reported
Paid Amount: Not reported
Final Count: Not reported
Final Amount: Not reported

Found Violation: Yes
Agency Which Determined Violation: State
Violation Short Description: TSD - General
Date Violation was Determined: 1996-06-18 00:00:00.0
Actual Return to Compliance Date: 1997-12-16 00:00:00.0
Return to Compliance Qualifier: Observed
Violation Responsible Agency: State
Scheduled Compliance Date: Not reported
Enforcement Identifier: 013
Date of Enforcement Action: 1996-06-18 00:00:00.0
Enforcement Responsible Agency: State
Enforcement Docket Number: Not reported
Enforcement Attorney: Not reported
Corrective Action Component: No
Appeal Initiated Date: Not reported
Appeal Resolution Date: Not reported
Disposition Status Date: Not reported
Disposition Status: Not reported
Disposition Status Description: Not reported
Consent/Final Order Sequence Number: Not reported
Consent/Final Order Respondent Name: Not reported
Consent/Final Order Lead Agency: Not reported
Enforcement Type: WRITTEN INFORMAL
Enforcement Responsible Person: R9STA
Enforcement Responsible Sub-Organization: Not reported
SEP Sequence Number: Not reported
SEP Expenditure Amount: Not reported
SEP Scheduled Completion Date: Not reported
SEP Actual Date: Not reported
SEP Defaulted Date: Not reported
SEP Type: Not reported
SEP Type Description: Not reported
Proposed Amount: Not reported

BROCO INC (Continued) **1000176809**

Final Monetary Amount:	Not reported
Paid Amount:	Not reported
Final Count:	Not reported
Final Amount:	Not reported
Found Violation:	Yes
Agency Which Determined Violation:	State
Violation Short Description:	TSD - Container Use and Management
Date Violation was Determined:	2004-07-13 00:00:00.0
Actual Return to Compliance Date:	2004-10-01 00:00:00.0
Return to Compliance Qualifier:	Documented
Violation Responsible Agency:	State
Scheduled Compliance Date:	Not reported
Enforcement Identifier:	202
Date of Enforcement Action:	2006-06-13 00:00:00.0
Enforcement Responsible Agency:	State
Enforcement Docket Number:	Not reported
Enforcement Attorney:	Not reported
Corrective Action Component:	No
Appeal Initiated Date:	Not reported
Appeal Resolution Date:	Not reported
Disposition Status Date:	Not reported
Disposition Status:	Not reported
Disposition Status Description:	Not reported
Consent/Final Order Sequence Number:	Not reported
Consent/Final Order Respondent Name:	Not reported
Consent/Final Order Lead Agency:	Not reported
Enforcement Type:	INITIAL 3008(A) COMPLIANCE
Enforcement Responsible Person:	Not reported
Enforcement Responsible Sub-Organization:	Not reported
SEP Sequence Number:	Not reported
SEP Expenditure Amount:	Not reported
SEP Scheduled Completion Date:	Not reported
SEP Actual Date:	Not reported
SEP Defaulted Date:	Not reported
SEP Type:	Not reported
SEP Type Description:	Not reported
Proposed Amount:	39900
Final Monetary Amount:	Not reported
Paid Amount:	Not reported
Final Count:	Not reported
Final Amount:	Not reported
Found Violation:	Yes
Agency Which Determined Violation:	State
Violation Short Description:	TSD - General Facility Standards
Date Violation was Determined:	1998-12-21 00:00:00.0
Actual Return to Compliance Date:	1998-12-21 00:00:00.0
Return to Compliance Qualifier:	Documented
Violation Responsible Agency:	State
Scheduled Compliance Date:	Not reported
Enforcement Identifier:	201
Date of Enforcement Action:	1998-12-21 00:00:00.0
Enforcement Responsible Agency:	State
Enforcement Docket Number:	Not reported
Enforcement Attorney:	Not reported
Corrective Action Component:	No

BROCO INC (Continued) **1000176809**

Appeal Initiated Date: Not reported
Appeal Resolution Date: Not reported
Disposition Status Date: Not reported
Disposition Status: Not reported
Disposition Status Description: Not reported
Consent/Final Order Sequence Number: Not reported
Consent/Final Order Respondent Name: Not reported
Consent/Final Order Lead Agency: Not reported
Enforcement Type: Not reported
Enforcement Responsible Person: Not reported
Enforcement Responsible Sub-Organization: Not reported
SEP Sequence Number: Not reported
SEP Expenditure Amount: Not reported
SEP Scheduled Completion Date: Not reported
SEP Actual Date: Not reported
SEP Defaulted Date: Not reported
SEP Type: Not reported
SEP Type Description: Not reported
Proposed Amount: Not reported
Final Monetary Amount: Not reported
Paid Amount: Not reported
Final Count: Not reported
Final Amount: Not reported

Found Violation: Yes
Agency Which Determined Violation: State
Violation Short Description: TSD - Preparedness and Prevention
Date Violation was Determined: 1999-02-26 00:00:00.0
Actual Return to Compliance Date: 1999-03-12 00:00:00.0
Return to Compliance Qualifier: Documented
Violation Responsible Agency: State
Scheduled Compliance Date: Not reported
Enforcement Identifier: 200
Date of Enforcement Action: 1999-03-02 00:00:00.0
Enforcement Responsible Agency: State
Enforcement Docket Number: Not reported
Enforcement Attorney: Not reported
Corrective Action Component: No
Appeal Initiated Date: Not reported
Appeal Resolution Date: Not reported
Disposition Status Date: Not reported
Disposition Status: Not reported
Disposition Status Description: Not reported
Consent/Final Order Sequence Number: Not reported
Consent/Final Order Respondent Name: Not reported
Consent/Final Order Lead Agency: Not reported
Enforcement Type: Not reported
Enforcement Responsible Person: Not reported
Enforcement Responsible Sub-Organization: Not reported
SEP Sequence Number: Not reported
SEP Expenditure Amount: Not reported
SEP Scheduled Completion Date: Not reported
SEP Actual Date: Not reported
SEP Defaulted Date: Not reported
SEP Type: Not reported
SEP Type Description: Not reported
Proposed Amount: Not reported

BROCO INC (Continued) **1000176809**

Final Monetary Amount: Not reported
Paid Amount: Not reported
Final Count: Not reported
Final Amount: Not reported

Found Violation: Yes
Agency Which Determined Violation: State
Violation Short Description: TSD - Container Use and Management
Date Violation was Determined: 1999-04-22 00:00:00.0
Actual Return to Compliance Date: 1999-04-30 00:00:00.0
Return to Compliance Qualifier: Documented
Violation Responsible Agency: State
Scheduled Compliance Date: Not reported
Enforcement Identifier: 245
Date of Enforcement Action: 2000-06-13 00:00:00.0
Enforcement Responsible Agency: State
Enforcement Docket Number: Not reported
Enforcement Attorney: Not reported
Corrective Action Component: No
Appeal Initiated Date: Not reported
Appeal Resolution Date: Not reported
Disposition Status Date: Not reported
Disposition Status: Not reported
Disposition Status Description: Not reported
Consent/Final Order Sequence Number:Not reported
Consent/Final Order Respondent Name: Not reported
Consent/Final Order Lead Agency: Not reported
Enforcement Type: INITIAL 3008(A) COMPLIANCE
Enforcement Responsible Person: Not reported
Enforcement Responsible Sub-Organization: Not reported
SEP Sequence Number: Not reported
SEP Expenditure Amount: Not reported
SEP Scheduled Completion Date: Not reported
SEP Actual Date: Not reported
SEP Defaulted Date: Not reported
SEP Type: Not reported
SEP Type Description: Not reported
Proposed Amount: 62750
Final Monetary Amount: Not reported
Paid Amount: Not reported
Final Count: Not reported
Final Amount: Not reported

Found Violation: Yes
Agency Which Determined Violation: State
Violation Short Description: TSD - Preparedness and Prevention
Date Violation was Determined: 2004-07-13 00:00:00.0
Actual Return to Compliance Date: 2004-10-01 00:00:00.0
Return to Compliance Qualifier: Documented
Violation Responsible Agency: State
Scheduled Compliance Date: Not reported
Enforcement Identifier: 201
Date of Enforcement Action: 2007-04-27 00:00:00.0
Enforcement Responsible Agency: State
Enforcement Docket Number: Not reported
Enforcement Attorney: Not reported
Corrective Action Component: No

BROCO INC (Continued) **1000176809**

Appeal Initiated Date: Not reported
Appeal Resolution Date: Not reported
Disposition Status Date: Not reported
Disposition Status: Not reported
Disposition Status Description: Not reported
Consent/Final Order Sequence Number: Not reported
Consent/Final Order Respondent Name: Not reported
Consent/Final Order Lead Agency: Not reported
Enforcement Type: FINAL 3008(A) COMPLIANCE ORDER
Enforcement Responsible Person: Not reported
Enforcement Responsible Sub-Organization: Not reported
SEP Sequence Number: Not reported
SEP Expenditure Amount: Not reported
SEP Scheduled Completion Date: Not reported
SEP Actual Date: Not reported
SEP Defaulted Date: Not reported
SEP Type: Not reported
SEP Type Description: Not reported
Proposed Amount: Not reported
Final Monetary Amount: 5000
Paid Amount: Not reported
Final Count: 1
Final Amount: 10000

Found Violation: No
Agency Which Determined Violation: Not reported
Violation Short Description: Not reported
Date Violation was Determined: Not reported
Actual Return to Compliance Date: Not reported
Return to Compliance Qualifier: Not reported
Violation Responsible Agency: Not reported
Scheduled Compliance Date: Not reported
Enforcement Identifier: Not reported
Date of Enforcement Action: Not reported
Enforcement Responsible Agency: Not reported
Enforcement Docket Number: Not reported
Enforcement Attorney: Not reported
Corrective Action Component: Not reported
Appeal Initiated Date: Not reported
Appeal Resolution Date: Not reported
Disposition Status Date: Not reported
Disposition Status: Not reported
Disposition Status Description: Not reported
Consent/Final Order Sequence Number: Not reported
Consent/Final Order Respondent Name: Not reported
Consent/Final Order Lead Agency: Not reported
Enforcement Type: Not reported
Enforcement Responsible Person: Not reported
Enforcement Responsible Sub-Organization: Not reported
SEP Sequence Number: Not reported
SEP Expenditure Amount: Not reported
SEP Scheduled Completion Date: Not reported
SEP Actual Date: Not reported
SEP Defaulted Date: Not reported
SEP Type: Not reported
SEP Type Description: Not reported
Proposed Amount: Not reported

BROCO INC (Continued) **1000176809**

Final Monetary Amount: Not reported
Paid Amount: Not reported
Final Count: Not reported
Final Amount: Not reported

Found Violation: Yes
Agency Which Determined Violation: State
Violation Short Description: TSD - Financial Requirements
Date Violation was Determined: 1994-12-21 00:00:00.0
Actual Return to Compliance Date: 1995-01-07 00:00:00.0
Return to Compliance Qualifier: Observed
Violation Responsible Agency: State
Scheduled Compliance Date: Not reported
Enforcement Identifier: 011
Date of Enforcement Action: 1994-12-21 00:00:00.0
Enforcement Responsible Agency: State
Enforcement Docket Number: Not reported
Enforcement Attorney: Not reported
Corrective Action Component: No
Appeal Initiated Date: Not reported
Appeal Resolution Date: Not reported
Disposition Status Date: Not reported
Disposition Status: Not reported
Disposition Status Description: Not reported
Consent/Final Order Sequence Number:Not reported
Consent/Final Order Respondent Name: Not reported
Consent/Final Order Lead Agency: Not reported
Enforcement Type: WRITTEN INFORMAL
Enforcement Responsible Person: R9STA
Enforcement Responsible Sub-Organization: Not reported
SEP Sequence Number: Not reported
SEP Expenditure Amount: Not reported
SEP Scheduled Completion Date: Not reported
SEP Actual Date: Not reported
SEP Defaulted Date: Not reported
SEP Type: Not reported
SEP Type Description: Not reported
Proposed Amount: Not reported
Final Monetary Amount: Not reported
Paid Amount: Not reported
Final Count: Not reported
Final Amount: Not reported

Found Violation: Yes
Agency Which Determined Violation: State
Violation Short Description: TSD - Container Use and Management
Date Violation was Determined: 2004-07-13 00:00:00.0
Actual Return to Compliance Date: 2004-10-01 00:00:00.0
Return to Compliance Qualifier: Documented
Violation Responsible Agency: State
Scheduled Compliance Date: Not reported
Enforcement Identifier: 200
Date of Enforcement Action: 2004-08-12 00:00:00.0
Enforcement Responsible Agency: State
Enforcement Docket Number: Not reported
Enforcement Attorney: Not reported
Corrective Action Component: No

BROCO INC (Continued) **1000176809**

Appeal Initiated Date:	Not reported
Appeal Resolution Date:	Not reported
Disposition Status Date:	Not reported
Disposition Status:	Not reported
Disposition Status Description:	Not reported
Consent/Final Order Sequence Number:	Not reported
Consent/Final Order Respondent Name:	Not reported
Consent/Final Order Lead Agency:	Not reported
Enforcement Type:	Not reported
Enforcement Responsible Person:	Not reported
Enforcement Responsible Sub-Organization:	Not reported
SEP Sequence Number:	Not reported
SEP Expenditure Amount:	Not reported
SEP Scheduled Completion Date:	Not reported
SEP Actual Date:	Not reported
SEP Defaulted Date:	Not reported
SEP Type:	Not reported
SEP Type Description:	Not reported
Proposed Amount:	Not reported
Final Monetary Amount:	Not reported
Paid Amount:	Not reported
Final Count:	Not reported
Final Amount:	Not reported

Found Violation:	Yes
Agency Which Determined Violation:	State
Violation Short Description:	TSD - General
Date Violation was Determined:	1996-06-18 00:00:00.0
Actual Return to Compliance Date:	1997-12-16 00:00:00.0
Return to Compliance Qualifier:	Observed
Violation Responsible Agency:	State
Scheduled Compliance Date:	Not reported
Enforcement Identifier:	013
Date of Enforcement Action:	1996-06-18 00:00:00.0
Enforcement Responsible Agency:	State
Enforcement Docket Number:	Not reported
Enforcement Attorney:	Not reported
Corrective Action Component:	No
Appeal Initiated Date:	Not reported
Appeal Resolution Date:	Not reported
Disposition Status Date:	Not reported
Disposition Status:	Not reported
Disposition Status Description:	Not reported
Consent/Final Order Sequence Number:	Not reported
Consent/Final Order Respondent Name:	Not reported
Consent/Final Order Lead Agency:	Not reported
Enforcement Type:	WRITTEN INFORMAL
Enforcement Responsible Person:	R9STA
Enforcement Responsible Sub-Organization:	Not reported
SEP Sequence Number:	Not reported
SEP Expenditure Amount:	Not reported
SEP Scheduled Completion Date:	Not reported
SEP Actual Date:	Not reported
SEP Defaulted Date:	Not reported
SEP Type:	Not reported
SEP Type Description:	Not reported
Proposed Amount:	Not reported

BROCO INC (Continued) **1000176809**

Final Monetary Amount: Not reported
Paid Amount: Not reported
Final Count: Not reported
Final Amount: Not reported

Found Violation: Yes
Agency Which Determined Violation: State
Violation Short Description: TSD - General Facility Standards
Date Violation was Determined: 2004-07-13 00:00:00.0
Actual Return to Compliance Date: 2004-08-23 00:00:00.0
Return to Compliance Qualifier: Documented
Violation Responsible Agency: State
Scheduled Compliance Date: Not reported
Enforcement Identifier: Not reported
Date of Enforcement Action: Not reported
Enforcement Responsible Agency: Not reported
Enforcement Docket Number: Not reported
Enforcement Attorney: Not reported
Corrective Action Component: Not reported
Appeal Initiated Date: Not reported
Appeal Resolution Date: Not reported
Disposition Status Date: Not reported
Disposition Status: Not reported
Disposition Status Description: Not reported
Consent/Final Order Sequence Number:Not reported
Consent/Final Order Respondent Name: Not reported
Consent/Final Order Lead Agency: Not reported
Enforcement Type: Not reported
Enforcement Responsible Person: Not reported
Enforcement Responsible Sub-Organization: Not reported
SEP Sequence Number: Not reported
SEP Expenditure Amount: Not reported
SEP Scheduled Completion Date: Not reported
SEP Actual Date: Not reported
SEP Defaulted Date: Not reported
SEP Type: Not reported
SEP Type Description: Not reported
Proposed Amount: Not reported
Final Monetary Amount: Not reported
Paid Amount: Not reported
Final Count: Not reported
Final Amount: Not reported

Found Violation: Yes
Agency Which Determined Violation: State
Violation Short Description: TSD - Financial Requirements
Date Violation was Determined: 2001-06-14 00:00:00.0
Actual Return to Compliance Date: 2002-06-25 00:00:00.0
Return to Compliance Qualifier: Documented
Violation Responsible Agency: State
Scheduled Compliance Date: Not reported
Enforcement Identifier: 290
Date of Enforcement Action: 2003-02-24 00:00:00.0
Enforcement Responsible Agency: State
Enforcement Docket Number: Not reported
Enforcement Attorney: Not reported
Corrective Action Component: No

BROCO INC (Continued) **1000176809**

Appeal Initiated Date:	Not reported
Appeal Resolution Date:	Not reported
Disposition Status Date:	Not reported
Disposition Status:	Not reported
Disposition Status Description:	Not reported
Consent/Final Order Sequence Number:	Not reported
Consent/Final Order Respondent Name:	Not reported
Consent/Final Order Lead Agency:	Not reported
Enforcement Type:	FINAL 3008(A) COMPLIANCE ORDER
Enforcement Responsible Person:	Not reported
Enforcement Responsible Sub-Organization:	Not reported
SEP Sequence Number:	Not reported
SEP Expenditure Amount:	Not reported
SEP Scheduled Completion Date:	Not reported
SEP Actual Date:	Not reported
SEP Defaulted Date:	Not reported
SEP Type:	Not reported
SEP Type Description:	Not reported
Proposed Amount:	Not reported
Final Monetary Amount:	2482064
Paid Amount:	Not reported
Final Count:	1
Final Amount:	2482064

Found Violation:	Yes
Agency Which Determined Violation:	State
Violation Short Description:	TSD - Preparedness and Prevention
Date Violation was Determined:	2004-07-13 00:00:00.0
Actual Return to Compliance Date:	2004-10-01 00:00:00.0
Return to Compliance Qualifier:	Documented
Violation Responsible Agency:	State
Scheduled Compliance Date:	Not reported
Enforcement Identifier:	202
Date of Enforcement Action:	2006-06-13 00:00:00.0
Enforcement Responsible Agency:	State
Enforcement Docket Number:	Not reported
Enforcement Attorney:	Not reported
Corrective Action Component:	No
Appeal Initiated Date:	Not reported
Appeal Resolution Date:	Not reported
Disposition Status Date:	Not reported
Disposition Status:	Not reported
Disposition Status Description:	Not reported
Consent/Final Order Sequence Number:	Not reported
Consent/Final Order Respondent Name:	Not reported
Consent/Final Order Lead Agency:	Not reported
Enforcement Type:	INITIAL 3008(A) COMPLIANCE
Enforcement Responsible Person:	Not reported
Enforcement Responsible Sub-Organization:	Not reported
SEP Sequence Number:	Not reported
SEP Expenditure Amount:	Not reported
SEP Scheduled Completion Date:	Not reported
SEP Actual Date:	Not reported
SEP Defaulted Date:	Not reported
SEP Type:	Not reported
SEP Type Description:	Not reported
Proposed Amount:	39900

BROCO INC (Continued) **1000176809**

Final Monetary Amount:	Not reported
Paid Amount:	Not reported
Final Count:	Not reported
Final Amount:	Not reported
Found Violation:	Yes
Agency Which Determined Violation:	State
Violation Short Description:	TSD - Financial Requirements
Date Violation was Determined:	1986-11-26 00:00:00.0
Actual Return to Compliance Date:	1998-11-15 00:00:00.0
Return to Compliance Qualifier:	Observed
Violation Responsible Agency:	State
Scheduled Compliance Date:	Not reported
Enforcement Identifier:	001
Date of Enforcement Action:	1986-10-24 00:00:00.0
Enforcement Responsible Agency:	State
Enforcement Docket Number:	Not reported
Enforcement Attorney:	Not reported
Corrective Action Component:	No
Appeal Initiated Date:	Not reported
Appeal Resolution Date:	Not reported
Disposition Status Date:	Not reported
Disposition Status:	Not reported
Disposition Status Description:	Not reported
Consent/Final Order Sequence Number:	Not reported
Consent/Final Order Respondent Name:	Not reported
Consent/Final Order Lead Agency:	Not reported
Enforcement Type:	WRITTEN INFORMAL
Enforcement Responsible Person:	R9STA
Enforcement Responsible Sub-Organization:	Not reported
SEP Sequence Number:	Not reported
SEP Expenditure Amount:	Not reported
SEP Scheduled Completion Date:	Not reported
SEP Actual Date:	Not reported
SEP Defaulted Date:	Not reported
SEP Type:	Not reported
SEP Type Description:	Not reported
Proposed Amount:	Not reported
Final Monetary Amount:	Not reported
Paid Amount:	Not reported
Final Count:	Not reported
Final Amount:	Not reported
Found Violation:	Yes
Agency Which Determined Violation:	State
Violation Short Description:	TSD - General Facility Standards
Date Violation was Determined:	1999-04-22 00:00:00.0
Actual Return to Compliance Date:	1999-04-30 00:00:00.0
Return to Compliance Qualifier:	Documented
Violation Responsible Agency:	State
Scheduled Compliance Date:	Not reported
Enforcement Identifier:	200
Date of Enforcement Action:	1999-04-23 00:00:00.0
Enforcement Responsible Agency:	State
Enforcement Docket Number:	Not reported
Enforcement Attorney:	Not reported
Corrective Action Component:	No

BROCO INC (Continued) **1000176809**

Appeal Initiated Date: Not reported
Appeal Resolution Date: Not reported
Disposition Status Date: Not reported
Disposition Status: Not reported
Disposition Status Description: Not reported
Consent/Final Order Sequence Number: Not reported
Consent/Final Order Respondent Name: Not reported
Consent/Final Order Lead Agency: Not reported
Enforcement Type: Not reported
Enforcement Responsible Person: Not reported
Enforcement Responsible Sub-Organization: Not reported
SEP Sequence Number: Not reported
SEP Expenditure Amount: Not reported
SEP Scheduled Completion Date: Not reported
SEP Actual Date: Not reported
SEP Defaulted Date: Not reported
SEP Type: Not reported
SEP Type Description: Not reported
Proposed Amount: Not reported
Final Monetary Amount: Not reported
Paid Amount: Not reported
Final Count: Not reported
Final Amount: Not reported

Found Violation: Yes
Agency Which Determined Violation: State
Violation Short Description: TSD - General Facility Standards
Date Violation was Determined: 2001-01-24 00:00:00.0
Actual Return to Compliance Date: 2001-09-06 00:00:00.0
Return to Compliance Qualifier: Documented
Violation Responsible Agency: State
Scheduled Compliance Date: Not reported
Enforcement Identifier: 290
Date of Enforcement Action: 2003-02-24 00:00:00.0
Enforcement Responsible Agency: State
Enforcement Docket Number: Not reported
Enforcement Attorney: Not reported
Corrective Action Component: No
Appeal Initiated Date: Not reported
Appeal Resolution Date: Not reported
Disposition Status Date: Not reported
Disposition Status: Not reported
Disposition Status Description: Not reported
Consent/Final Order Sequence Number: Not reported
Consent/Final Order Respondent Name: Not reported
Consent/Final Order Lead Agency: Not reported
Enforcement Type: FINAL 3008(A) COMPLIANCE ORDER
Enforcement Responsible Person: Not reported
Enforcement Responsible Sub-Organization: Not reported
SEP Sequence Number: Not reported
SEP Expenditure Amount: Not reported
SEP Scheduled Completion Date: Not reported
SEP Actual Date: Not reported
SEP Defaulted Date: Not reported
SEP Type: Not reported
SEP Type Description: Not reported
Proposed Amount: Not reported

BROCO INC (Continued) **1000176809**

Final Monetary Amount: 2482064
Paid Amount: Not reported
Final Count: 1
Final Amount: 2482064

Found Violation: Yes
Agency Which Determined Violation: State
Violation Short Description: TSD - Contingency Plan and Emergency Procedures
Date Violation was Determined: 2000-09-25 00:00:00.0
Actual Return to Compliance Date: 2000-11-29 00:00:00.0
Return to Compliance Qualifier: Documented
Violation Responsible Agency: State
Scheduled Compliance Date: Not reported
Enforcement Identifier: 200
Date of Enforcement Action: 2000-09-25 00:00:00.0
Enforcement Responsible Agency: State
Enforcement Docket Number: Not reported
Enforcement Attorney: Not reported
Corrective Action Component: No
Appeal Initiated Date: Not reported
Appeal Resolution Date: Not reported
Disposition Status Date: Not reported
Disposition Status: Not reported
Disposition Status Description: Not reported
Consent/Final Order Sequence Number:Not reported
Consent/Final Order Respondent Name: Not reported
Consent/Final Order Lead Agency: Not reported
Enforcement Type: Not reported
Enforcement Responsible Person: Not reported
Enforcement Responsible Sub-Organization: Not reported
SEP Sequence Number: Not reported
SEP Expenditure Amount: Not reported
SEP Scheduled Completion Date: Not reported
SEP Actual Date: Not reported
SEP Defaulted Date: Not reported
SEP Type: Not reported
SEP Type Description: Not reported
Proposed Amount: Not reported
Final Monetary Amount: Not reported
Paid Amount: Not reported
Final Count: Not reported
Final Amount: Not reported

Found Violation: Yes
Agency Which Determined Violation: State
Violation Short Description: TSD - General
Date Violation was Determined: 1995-11-27 00:00:00.0
Actual Return to Compliance Date: 1995-11-28 00:00:00.0
Return to Compliance Qualifier: Observed
Violation Responsible Agency: State
Scheduled Compliance Date: Not reported
Enforcement Identifier: 012
Date of Enforcement Action: 1995-11-28 00:00:00.0
Enforcement Responsible Agency: State
Enforcement Docket Number: Not reported
Enforcement Attorney: Not reported
Corrective Action Component: No

BROCO INC (Continued) **1000176809**

Appeal Initiated Date:	Not reported
Appeal Resolution Date:	Not reported
Disposition Status Date:	Not reported
Disposition Status:	Not reported
Disposition Status Description:	Not reported
Consent/Final Order Sequence Number:	Not reported
Consent/Final Order Respondent Name:	Not reported
Consent/Final Order Lead Agency:	Not reported
Enforcement Type:	WRITTEN INFORMAL
Enforcement Responsible Person:	R9STA
Enforcement Responsible Sub-Organization:	Not reported
SEP Sequence Number:	Not reported
SEP Expenditure Amount:	Not reported
SEP Scheduled Completion Date:	Not reported
SEP Actual Date:	Not reported
SEP Defaulted Date:	Not reported
SEP Type:	Not reported
SEP Type Description:	Not reported
Proposed Amount:	Not reported
Final Monetary Amount:	Not reported
Paid Amount:	Not reported
Final Count:	Not reported
Final Amount:	Not reported

Found Violation:	Yes
Agency Which Determined Violation:	State
Violation Short Description:	TSD - Financial Requirements
Date Violation was Determined:	1986-11-26 00:00:00.0
Actual Return to Compliance Date:	1998-11-15 00:00:00.0
Return to Compliance Qualifier:	Observed
Violation Responsible Agency:	State
Scheduled Compliance Date:	Not reported
Enforcement Identifier:	006
Date of Enforcement Action:	1989-12-18 00:00:00.0
Enforcement Responsible Agency:	State
Enforcement Docket Number:	Not reported
Enforcement Attorney:	Not reported
Corrective Action Component:	No
Appeal Initiated Date:	Not reported
Appeal Resolution Date:	Not reported
Disposition Status Date:	Not reported
Disposition Status:	Not reported
Disposition Status Description:	Not reported
Consent/Final Order Sequence Number:	Not reported
Consent/Final Order Respondent Name:	Not reported
Consent/Final Order Lead Agency:	Not reported
Enforcement Type:	FINAL 3008(A) COMPLIANCE ORDER
Enforcement Responsible Person:	R9STA
Enforcement Responsible Sub-Organization:	Not reported
SEP Sequence Number:	Not reported
SEP Expenditure Amount:	Not reported
SEP Scheduled Completion Date:	Not reported
SEP Actual Date:	Not reported
SEP Defaulted Date:	Not reported
SEP Type:	Not reported
SEP Type Description:	Not reported
Proposed Amount:	Not reported

BROCO INC (Continued) **1000176809**

Final Monetary Amount:	Not reported
Paid Amount:	Not reported
Final Count:	Not reported
Final Amount:	Not reported
Found Violation:	Yes
Agency Which Determined Violation:	State
Violation Short Description:	TSD - Financial Requirements
Date Violation was Determined:	1989-10-30 00:00:00.0
Actual Return to Compliance Date:	1989-11-15 00:00:00.0
Return to Compliance Qualifier:	Observed
Violation Responsible Agency:	State
Scheduled Compliance Date:	Not reported
Enforcement Identifier:	004
Date of Enforcement Action:	1989-10-31 00:00:00.0
Enforcement Responsible Agency:	State
Enforcement Docket Number:	Not reported
Enforcement Attorney:	Not reported
Corrective Action Component:	No
Appeal Initiated Date:	Not reported
Appeal Resolution Date:	Not reported
Disposition Status Date:	Not reported
Disposition Status:	Not reported
Disposition Status Description:	Not reported
Consent/Final Order Sequence Number:	Not reported
Consent/Final Order Respondent Name:	Not reported
Consent/Final Order Lead Agency:	Not reported
Enforcement Type:	WRITTEN INFORMAL
Enforcement Responsible Person:	R9STA
Enforcement Responsible Sub-Organization:	Not reported
SEP Sequence Number:	Not reported
SEP Expenditure Amount:	Not reported
SEP Scheduled Completion Date:	Not reported
SEP Actual Date:	Not reported
SEP Defaulted Date:	Not reported
SEP Type:	Not reported
SEP Type Description:	Not reported
Proposed Amount:	Not reported
Final Monetary Amount:	Not reported
Paid Amount:	Not reported
Final Count:	Not reported
Final Amount:	Not reported
Found Violation:	Yes
Agency Which Determined Violation:	State
Violation Short Description:	TSD - Container Use and Management
Date Violation was Determined:	2004-07-13 00:00:00.0
Actual Return to Compliance Date:	2004-10-01 00:00:00.0
Return to Compliance Qualifier:	Documented
Violation Responsible Agency:	State
Scheduled Compliance Date:	Not reported
Enforcement Identifier:	201
Date of Enforcement Action:	2007-04-27 00:00:00.0
Enforcement Responsible Agency:	State
Enforcement Docket Number:	Not reported
Enforcement Attorney:	Not reported
Corrective Action Component:	No

BROCO INC (Continued) **1000176809**

Appeal Initiated Date: Not reported
Appeal Resolution Date: Not reported
Disposition Status Date: Not reported
Disposition Status: Not reported
Disposition Status Description: Not reported
Consent/Final Order Sequence Number: Not reported
Consent/Final Order Respondent Name: Not reported
Consent/Final Order Lead Agency: Not reported
Enforcement Type: FINAL 3008(A) COMPLIANCE ORDER
Enforcement Responsible Person: Not reported
Enforcement Responsible Sub-Organization: Not reported
SEP Sequence Number: Not reported
SEP Expenditure Amount: Not reported
SEP Scheduled Completion Date: Not reported
SEP Actual Date: Not reported
SEP Defaulted Date: Not reported
SEP Type: Not reported
SEP Type Description: Not reported
Proposed Amount: Not reported
Final Monetary Amount: 5000
Paid Amount: Not reported
Final Count: 1
Final Amount: 10000

Found Violation: No
Agency Which Determined Violation: Not reported
Violation Short Description: Not reported
Date Violation was Determined: Not reported
Actual Return to Compliance Date: Not reported
Return to Compliance Qualifier: Not reported
Violation Responsible Agency: Not reported
Scheduled Compliance Date: Not reported
Enforcement Identifier: Not reported
Date of Enforcement Action: Not reported
Enforcement Responsible Agency: Not reported
Enforcement Docket Number: Not reported
Enforcement Attorney: Not reported
Corrective Action Component: Not reported
Appeal Initiated Date: Not reported
Appeal Resolution Date: Not reported
Disposition Status Date: Not reported
Disposition Status: Not reported
Disposition Status Description: Not reported
Consent/Final Order Sequence Number: Not reported
Consent/Final Order Respondent Name: Not reported
Consent/Final Order Lead Agency: Not reported
Enforcement Type: Not reported
Enforcement Responsible Person: Not reported
Enforcement Responsible Sub-Organization: Not reported
SEP Sequence Number: Not reported
SEP Expenditure Amount: Not reported
SEP Scheduled Completion Date: Not reported
SEP Actual Date: Not reported
SEP Defaulted Date: Not reported
SEP Type: Not reported
SEP Type Description: Not reported
Proposed Amount: Not reported

BROCO INC (Continued) **1000176809**

Final Monetary Amount: Not reported
Paid Amount: Not reported
Final Count: Not reported
Final Amount: Not reported

Found Violation: Yes
Agency Which Determined Violation: State
Violation Short Description: TSD - General Facility Standards
Date Violation was Determined: 1999-02-26 00:00:00.0
Actual Return to Compliance Date: 1999-03-12 00:00:00.0
Return to Compliance Qualifier: Documented
Violation Responsible Agency: State
Scheduled Compliance Date: Not reported
Enforcement Identifier: 245
Date of Enforcement Action: 2000-06-13 00:00:00.0
Enforcement Responsible Agency: State
Enforcement Docket Number: Not reported
Enforcement Attorney: Not reported
Corrective Action Component: No
Appeal Initiated Date: Not reported
Appeal Resolution Date: Not reported
Disposition Status Date: Not reported
Disposition Status: Not reported
Disposition Status Description: Not reported
Consent/Final Order Sequence Number:Not reported
Consent/Final Order Respondent Name: Not reported
Consent/Final Order Lead Agency: Not reported
Enforcement Type: INITIAL 3008(A) COMPLIANCE
Enforcement Responsible Person: Not reported
Enforcement Responsible Sub-Organization: Not reported
SEP Sequence Number: Not reported
SEP Expenditure Amount: Not reported
SEP Scheduled Completion Date: Not reported
SEP Actual Date: Not reported
SEP Defaulted Date: Not reported
SEP Type: Not reported
SEP Type Description: Not reported
Proposed Amount: 62750
Final Monetary Amount: Not reported
Paid Amount: Not reported
Final Count: Not reported
Final Amount: Not reported

Found Violation: Yes
Agency Which Determined Violation: State
Violation Short Description: TSD - Financial Requirements
Date Violation was Determined: 1986-11-26 00:00:00.0
Actual Return to Compliance Date: 1998-11-15 00:00:00.0
Return to Compliance Qualifier: Observed
Violation Responsible Agency: State
Scheduled Compliance Date: Not reported
Enforcement Identifier: 002
Date of Enforcement Action: 1988-04-22 00:00:00.0
Enforcement Responsible Agency: State
Enforcement Docket Number: Not reported
Enforcement Attorney: Not reported
Corrective Action Component: No

BROCO INC (Continued) **1000176809**

Appeal Initiated Date: Not reported
Appeal Resolution Date: Not reported
Disposition Status Date: Not reported
Disposition Status: Not reported
Disposition Status Description: Not reported
Consent/Final Order Sequence Number: Not reported
Consent/Final Order Respondent Name: Not reported
Consent/Final Order Lead Agency: Not reported
Enforcement Type: WRITTEN INFORMAL
Enforcement Responsible Person: R9STA
Enforcement Responsible Sub-Organization: Not reported
SEP Sequence Number: Not reported
SEP Expenditure Amount: Not reported
SEP Scheduled Completion Date: Not reported
SEP Actual Date: Not reported
SEP Defaulted Date: Not reported
SEP Type: Not reported
SEP Type Description: Not reported
Proposed Amount: Not reported
Final Monetary Amount: Not reported
Paid Amount: Not reported
Final Count: Not reported
Final Amount: Not reported

Found Violation: Yes
Agency Which Determined Violation: State
Violation Short Description: TSD - General Facility Standards
Date Violation was Determined: 2004-07-13 00:00:00.0
Actual Return to Compliance Date: 2004-08-23 00:00:00.0
Return to Compliance Qualifier: Documented
Violation Responsible Agency: State
Scheduled Compliance Date: Not reported
Enforcement Identifier: 200
Date of Enforcement Action: 2004-08-12 00:00:00.0
Enforcement Responsible Agency: State
Enforcement Docket Number: Not reported
Enforcement Attorney: Not reported
Corrective Action Component: No
Appeal Initiated Date: Not reported
Appeal Resolution Date: Not reported
Disposition Status Date: Not reported
Disposition Status: Not reported
Disposition Status Description: Not reported
Consent/Final Order Sequence Number: Not reported
Consent/Final Order Respondent Name: Not reported
Consent/Final Order Lead Agency: Not reported
Enforcement Type: Not reported
Enforcement Responsible Person: Not reported
Enforcement Responsible Sub-Organization: Not reported
SEP Sequence Number: Not reported
SEP Expenditure Amount: Not reported
SEP Scheduled Completion Date: Not reported
SEP Actual Date: Not reported
SEP Defaulted Date: Not reported
SEP Type: Not reported
SEP Type Description: Not reported
Proposed Amount: Not reported

BROCO INC (Continued) **1000176809**

Final Monetary Amount:	Not reported
Paid Amount:	Not reported
Final Count:	Not reported
Final Amount:	Not reported
Found Violation:	Yes
Agency Which Determined Violation:	State
Violation Short Description:	TSD - Container Use and Management
Date Violation was Determined:	1999-07-28 00:00:00.0
Actual Return to Compliance Date:	1999-08-05 00:00:00.0
Return to Compliance Qualifier:	Documented
Violation Responsible Agency:	State
Scheduled Compliance Date:	Not reported
Enforcement Identifier:	200
Date of Enforcement Action:	1999-07-29 00:00:00.0
Enforcement Responsible Agency:	State
Enforcement Docket Number:	Not reported
Enforcement Attorney:	Not reported
Corrective Action Component:	No
Appeal Initiated Date:	Not reported
Appeal Resolution Date:	Not reported
Disposition Status Date:	Not reported
Disposition Status:	Not reported
Disposition Status Description:	Not reported
Consent/Final Order Sequence Number:	Not reported
Consent/Final Order Respondent Name:	Not reported
Consent/Final Order Lead Agency:	Not reported
Enforcement Type:	Not reported
Enforcement Responsible Person:	Not reported
Enforcement Responsible Sub-Organization:	Not reported
SEP Sequence Number:	Not reported
SEP Expenditure Amount:	Not reported
SEP Scheduled Completion Date:	Not reported
SEP Actual Date:	Not reported
SEP Defaulted Date:	Not reported
SEP Type:	Not reported
SEP Type Description:	Not reported
Proposed Amount:	Not reported
Final Monetary Amount:	Not reported
Paid Amount:	Not reported
Final Count:	Not reported
Final Amount:	Not reported
Found Violation:	Yes
Agency Which Determined Violation:	State
Violation Short Description:	LDR - General
Date Violation was Determined:	1998-12-21 00:00:00.0
Actual Return to Compliance Date:	1998-12-21 00:00:00.0
Return to Compliance Qualifier:	Documented
Violation Responsible Agency:	State
Scheduled Compliance Date:	Not reported
Enforcement Identifier:	201
Date of Enforcement Action:	1998-12-21 00:00:00.0
Enforcement Responsible Agency:	State
Enforcement Docket Number:	Not reported
Enforcement Attorney:	Not reported
Corrective Action Component:	No

BROCO INC (Continued) **1000176809**

Appeal Initiated Date: Not reported
Appeal Resolution Date: Not reported
Disposition Status Date: Not reported
Disposition Status: Not reported
Disposition Status Description: Not reported
Consent/Final Order Sequence Number: Not reported
Consent/Final Order Respondent Name: Not reported
Consent/Final Order Lead Agency: Not reported
Enforcement Type: Not reported
Enforcement Responsible Person: Not reported
Enforcement Responsible Sub-Organization: Not reported
SEP Sequence Number: Not reported
SEP Expenditure Amount: Not reported
SEP Scheduled Completion Date: Not reported
SEP Actual Date: Not reported
SEP Defaulted Date: Not reported
SEP Type: Not reported
SEP Type Description: Not reported
Proposed Amount: Not reported
Final Monetary Amount: Not reported
Paid Amount: Not reported
Final Count: Not reported
Final Amount: Not reported

Found Violation: Yes
Agency Which Determined Violation: State
Violation Short Description: TSD - General
Date Violation was Determined: 1996-12-18 00:00:00.0
Actual Return to Compliance Date: 1997-12-16 00:00:00.0
Return to Compliance Qualifier: Observed
Violation Responsible Agency: State
Scheduled Compliance Date: 1997-01-17 00:00:00.0
Enforcement Identifier: 014
Date of Enforcement Action: 1996-12-18 00:00:00.0
Enforcement Responsible Agency: State
Enforcement Docket Number: Not reported
Enforcement Attorney: Not reported
Corrective Action Component: No
Appeal Initiated Date: Not reported
Appeal Resolution Date: Not reported
Disposition Status Date: Not reported
Disposition Status: Not reported
Disposition Status Description: Not reported
Consent/Final Order Sequence Number: Not reported
Consent/Final Order Respondent Name: Not reported
Consent/Final Order Lead Agency: Not reported
Enforcement Type: WRITTEN INFORMAL
Enforcement Responsible Person: R9STA
Enforcement Responsible Sub-Organization: Not reported
SEP Sequence Number: Not reported
SEP Expenditure Amount: Not reported
SEP Scheduled Completion Date: Not reported
SEP Actual Date: Not reported
SEP Defaulted Date: Not reported
SEP Type: Not reported
SEP Type Description: Not reported
Proposed Amount: Not reported

BROCO INC (Continued) **1000176809**

Final Monetary Amount:	Not reported
Paid Amount:	Not reported
Final Count:	Not reported
Final Amount:	Not reported
Found Violation:	Yes
Agency Which Determined Violation:	State
Violation Short Description:	TSD - Container Use and Management
Date Violation was Determined:	1999-07-28 00:00:00.0
Actual Return to Compliance Date:	1999-08-05 00:00:00.0
Return to Compliance Qualifier:	Documented
Violation Responsible Agency:	State
Scheduled Compliance Date:	Not reported
Enforcement Identifier:	245
Date of Enforcement Action:	2000-06-13 00:00:00.0
Enforcement Responsible Agency:	State
Enforcement Docket Number:	Not reported
Enforcement Attorney:	Not reported
Corrective Action Component:	No
Appeal Initiated Date:	Not reported
Appeal Resolution Date:	Not reported
Disposition Status Date:	Not reported
Disposition Status:	Not reported
Disposition Status Description:	Not reported
Consent/Final Order Sequence Number:	Not reported
Consent/Final Order Respondent Name:	Not reported
Consent/Final Order Lead Agency:	Not reported
Enforcement Type:	INITIAL 3008(A) COMPLIANCE
Enforcement Responsible Person:	Not reported
Enforcement Responsible Sub-Organization:	Not reported
SEP Sequence Number:	Not reported
SEP Expenditure Amount:	Not reported
SEP Scheduled Completion Date:	Not reported
SEP Actual Date:	Not reported
SEP Defaulted Date:	Not reported
SEP Type:	Not reported
SEP Type Description:	Not reported
Proposed Amount:	62750
Final Monetary Amount:	Not reported
Paid Amount:	Not reported
Final Count:	Not reported
Final Amount:	Not reported
Found Violation:	Yes
Agency Which Determined Violation:	State
Violation Short Description:	TSD - General Facility Standards
Date Violation was Determined:	1999-07-28 00:00:00.0
Actual Return to Compliance Date:	1999-08-05 00:00:00.0
Return to Compliance Qualifier:	Documented
Violation Responsible Agency:	State
Scheduled Compliance Date:	Not reported
Enforcement Identifier:	200
Date of Enforcement Action:	1999-07-29 00:00:00.0
Enforcement Responsible Agency:	State
Enforcement Docket Number:	Not reported
Enforcement Attorney:	Not reported
Corrective Action Component:	No

BROCO INC (Continued) **1000176809**

Appeal Initiated Date: Not reported
Appeal Resolution Date: Not reported
Disposition Status Date: Not reported
Disposition Status: Not reported
Disposition Status Description: Not reported
Consent/Final Order Sequence Number: Not reported
Consent/Final Order Respondent Name: Not reported
Consent/Final Order Lead Agency: Not reported
Enforcement Type: Not reported
Enforcement Responsible Person: Not reported
Enforcement Responsible Sub-Organization: Not reported
SEP Sequence Number: Not reported
SEP Expenditure Amount: Not reported
SEP Scheduled Completion Date: Not reported
SEP Actual Date: Not reported
SEP Defaulted Date: Not reported
SEP Type: Not reported
SEP Type Description: Not reported
Proposed Amount: Not reported
Final Monetary Amount: Not reported
Paid Amount: Not reported
Final Count: Not reported
Final Amount: Not reported

Found Violation: No
Agency Which Determined Violation: Not reported
Violation Short Description: Not reported
Date Violation was Determined: Not reported
Actual Return to Compliance Date: Not reported
Return to Compliance Qualifier: Not reported
Violation Responsible Agency: Not reported
Scheduled Compliance Date: Not reported
Enforcement Identifier: Not reported
Date of Enforcement Action: Not reported
Enforcement Responsible Agency: Not reported
Enforcement Docket Number: Not reported
Enforcement Attorney: Not reported
Corrective Action Component: Not reported
Appeal Initiated Date: Not reported
Appeal Resolution Date: Not reported
Disposition Status Date: Not reported
Disposition Status: Not reported
Disposition Status Description: Not reported
Consent/Final Order Sequence Number: Not reported
Consent/Final Order Respondent Name: Not reported
Consent/Final Order Lead Agency: Not reported
Enforcement Type: Not reported
Enforcement Responsible Person: Not reported
Enforcement Responsible Sub-Organization: Not reported
SEP Sequence Number: Not reported
SEP Expenditure Amount: Not reported
SEP Scheduled Completion Date: Not reported
SEP Actual Date: Not reported
SEP Defaulted Date: Not reported
SEP Type: Not reported
SEP Type Description: Not reported
Proposed Amount: Not reported

BROCO INC (Continued) **1000176809**

Final Monetary Amount: Not reported
Paid Amount: Not reported
Final Count: Not reported
Final Amount: Not reported

Found Violation: Yes
Agency Which Determined Violation: State
Violation Short Description: TSD - General Facility Standards
Date Violation was Determined: 1999-02-26 00:00:00.0
Actual Return to Compliance Date: 1999-03-12 00:00:00.0
Return to Compliance Qualifier: Documented
Violation Responsible Agency: State
Scheduled Compliance Date: Not reported
Enforcement Identifier: 200
Date of Enforcement Action: 1999-03-02 00:00:00.0
Enforcement Responsible Agency: State
Enforcement Docket Number: Not reported
Enforcement Attorney: Not reported
Corrective Action Component: No
Appeal Initiated Date: Not reported
Appeal Resolution Date: Not reported
Disposition Status Date: Not reported
Disposition Status: Not reported
Disposition Status Description: Not reported
Consent/Final Order Sequence Number:Not reported
Consent/Final Order Respondent Name: Not reported
Consent/Final Order Lead Agency: Not reported
Enforcement Type: Not reported
Enforcement Responsible Person: Not reported
Enforcement Responsible Sub-Organization: Not reported
SEP Sequence Number: Not reported
SEP Expenditure Amount: Not reported
SEP Scheduled Completion Date: Not reported
SEP Actual Date: Not reported
SEP Defaulted Date: Not reported
SEP Type: Not reported
SEP Type Description: Not reported
Proposed Amount: Not reported
Final Monetary Amount: Not reported
Paid Amount: Not reported
Final Count: Not reported
Final Amount: Not reported

Found Violation: Yes
Agency Which Determined Violation: State
Violation Short Description: LDR - General
Date Violation was Determined: 1996-06-18 00:00:00.0
Actual Return to Compliance Date: 1997-12-16 00:00:00.0
Return to Compliance Qualifier: Observed
Violation Responsible Agency: State
Scheduled Compliance Date: Not reported
Enforcement Identifier: 013
Date of Enforcement Action: 1996-06-18 00:00:00.0
Enforcement Responsible Agency: State
Enforcement Docket Number: Not reported
Enforcement Attorney: Not reported
Corrective Action Component: No

BROCO INC (Continued) **1000176809**

Appeal Initiated Date:	Not reported
Appeal Resolution Date:	Not reported
Disposition Status Date:	Not reported
Disposition Status:	Not reported
Disposition Status Description:	Not reported
Consent/Final Order Sequence Number:	Not reported
Consent/Final Order Respondent Name:	Not reported
Consent/Final Order Lead Agency:	Not reported
Enforcement Type:	WRITTEN INFORMAL
Enforcement Responsible Person:	R9STA
Enforcement Responsible Sub-Organization:	Not reported
SEP Sequence Number:	Not reported
SEP Expenditure Amount:	Not reported
SEP Scheduled Completion Date:	Not reported
SEP Actual Date:	Not reported
SEP Defaulted Date:	Not reported
SEP Type:	Not reported
SEP Type Description:	Not reported
Proposed Amount:	Not reported
Final Monetary Amount:	Not reported
Paid Amount:	Not reported
Final Count:	Not reported
Final Amount:	Not reported

Found Violation:	Yes
Agency Which Determined Violation:	State
Violation Short Description:	TSD - Container Use and Management
Date Violation was Determined:	2004-07-13 00:00:00.0
Actual Return to Compliance Date:	2004-10-01 00:00:00.0
Return to Compliance Qualifier:	Documented
Violation Responsible Agency:	State
Scheduled Compliance Date:	Not reported
Enforcement Identifier:	Not reported
Date of Enforcement Action:	Not reported
Enforcement Responsible Agency:	Not reported
Enforcement Docket Number:	Not reported
Enforcement Attorney:	Not reported
Corrective Action Component:	Not reported
Appeal Initiated Date:	Not reported
Appeal Resolution Date:	Not reported
Disposition Status Date:	Not reported
Disposition Status:	Not reported
Disposition Status Description:	Not reported
Consent/Final Order Sequence Number:	Not reported
Consent/Final Order Respondent Name:	Not reported
Consent/Final Order Lead Agency:	Not reported
Enforcement Type:	Not reported
Enforcement Responsible Person:	Not reported
Enforcement Responsible Sub-Organization:	Not reported
SEP Sequence Number:	Not reported
SEP Expenditure Amount:	Not reported
SEP Scheduled Completion Date:	Not reported
SEP Actual Date:	Not reported
SEP Defaulted Date:	Not reported
SEP Type:	Not reported
SEP Type Description:	Not reported
Proposed Amount:	Not reported

BROCO INC (Continued) **1000176809**

Final Monetary Amount: Not reported
Paid Amount: Not reported
Final Count: Not reported
Final Amount: Not reported

Found Violation: Yes
Agency Which Determined Violation: State
Violation Short Description: TSD - General
Date Violation was Determined: 1994-03-28 00:00:00.0
Actual Return to Compliance Date: 1995-01-07 00:00:00.0
Return to Compliance Qualifier: Observed
Violation Responsible Agency: State
Scheduled Compliance Date: Not reported
Enforcement Identifier: 009
Date of Enforcement Action: 1994-03-28 00:00:00.0
Enforcement Responsible Agency: State
Enforcement Docket Number: Not reported
Enforcement Attorney: Not reported
Corrective Action Component: No
Appeal Initiated Date: Not reported
Appeal Resolution Date: Not reported
Disposition Status Date: Not reported
Disposition Status: Not reported
Disposition Status Description: Not reported
Consent/Final Order Sequence Number:Not reported
Consent/Final Order Respondent Name: Not reported
Consent/Final Order Lead Agency: Not reported
Enforcement Type: WRITTEN INFORMAL
Enforcement Responsible Person: R9STA
Enforcement Responsible Sub-Organization: Not reported
SEP Sequence Number: Not reported
SEP Expenditure Amount: Not reported
SEP Scheduled Completion Date: Not reported
SEP Actual Date: Not reported
SEP Defaulted Date: Not reported
SEP Type: Not reported
SEP Type Description: Not reported
Proposed Amount: Not reported
Final Monetary Amount: Not reported
Paid Amount: Not reported
Final Count: Not reported
Final Amount: Not reported

Found Violation: Yes
Agency Which Determined Violation: State
Violation Short Description: TSD - General Facility Standards
Date Violation was Determined: 2000-09-25 00:00:00.0
Actual Return to Compliance Date: 2000-11-29 00:00:00.0
Return to Compliance Qualifier: Documented
Violation Responsible Agency: State
Scheduled Compliance Date: Not reported
Enforcement Identifier: 200
Date of Enforcement Action: 2000-09-25 00:00:00.0
Enforcement Responsible Agency: State
Enforcement Docket Number: Not reported
Enforcement Attorney: Not reported
Corrective Action Component: No

BROCO INC (Continued) **1000176809**

Appeal Initiated Date: Not reported
Appeal Resolution Date: Not reported
Disposition Status Date: Not reported
Disposition Status: Not reported
Disposition Status Description: Not reported
Consent/Final Order Sequence Number: Not reported
Consent/Final Order Respondent Name: Not reported
Consent/Final Order Lead Agency: Not reported
Enforcement Type: Not reported
Enforcement Responsible Person: Not reported
Enforcement Responsible Sub-Organization: Not reported
SEP Sequence Number: Not reported
SEP Expenditure Amount: Not reported
SEP Scheduled Completion Date: Not reported
SEP Actual Date: Not reported
SEP Defaulted Date: Not reported
SEP Type: Not reported
SEP Type Description: Not reported
Proposed Amount: Not reported
Final Monetary Amount: Not reported
Paid Amount: Not reported
Final Count: Not reported
Final Amount: Not reported

Found Violation: No
Agency Which Determined Violation: Not reported
Violation Short Description: Not reported
Date Violation was Determined: Not reported
Actual Return to Compliance Date: Not reported
Return to Compliance Qualifier: Not reported
Violation Responsible Agency: Not reported
Scheduled Compliance Date: Not reported
Enforcement Identifier: Not reported
Date of Enforcement Action: Not reported
Enforcement Responsible Agency: Not reported
Enforcement Docket Number: Not reported
Enforcement Attorney: Not reported
Corrective Action Component: Not reported
Appeal Initiated Date: Not reported
Appeal Resolution Date: Not reported
Disposition Status Date: Not reported
Disposition Status: Not reported
Disposition Status Description: Not reported
Consent/Final Order Sequence Number: Not reported
Consent/Final Order Respondent Name: Not reported
Consent/Final Order Lead Agency: Not reported
Enforcement Type: Not reported
Enforcement Responsible Person: Not reported
Enforcement Responsible Sub-Organization: Not reported
SEP Sequence Number: Not reported
SEP Expenditure Amount: Not reported
SEP Scheduled Completion Date: Not reported
SEP Actual Date: Not reported
SEP Defaulted Date: Not reported
SEP Type: Not reported
SEP Type Description: Not reported
Proposed Amount: Not reported

BROCO INC (Continued) **1000176809**

Final Monetary Amount:	Not reported
Paid Amount:	Not reported
Final Count:	Not reported
Final Amount:	Not reported
Found Violation:	No
Agency Which Determined Violation:	Not reported
Violation Short Description:	Not reported
Date Violation was Determined:	Not reported
Actual Return to Compliance Date:	Not reported
Return to Compliance Qualifier:	Not reported
Violation Responsible Agency:	Not reported
Scheduled Compliance Date:	Not reported
Enforcement Identifier:	Not reported
Date of Enforcement Action:	Not reported
Enforcement Responsible Agency:	Not reported
Enforcement Docket Number:	Not reported
Enforcement Attorney:	Not reported
Corrective Action Component:	Not reported
Appeal Initiated Date:	Not reported
Appeal Resolution Date:	Not reported
Disposition Status Date:	Not reported
Disposition Status:	Not reported
Disposition Status Description:	Not reported
Consent/Final Order Sequence Number:	Not reported
Consent/Final Order Respondent Name:	Not reported
Consent/Final Order Lead Agency:	Not reported
Enforcement Type:	Not reported
Enforcement Responsible Person:	Not reported
Enforcement Responsible Sub-Organization:	Not reported
SEP Sequence Number:	Not reported
SEP Expenditure Amount:	Not reported
SEP Scheduled Completion Date:	Not reported
SEP Actual Date:	Not reported
SEP Defaulted Date:	Not reported
SEP Type:	Not reported
SEP Type Description:	Not reported
Proposed Amount:	Not reported
Final Monetary Amount:	Not reported
Paid Amount:	Not reported
Final Count:	Not reported
Final Amount:	Not reported
Found Violation:	Yes
Agency Which Determined Violation:	State
Violation Short Description:	TSD - General Facility Standards
Date Violation was Determined:	2001-01-24 00:00:00.0
Actual Return to Compliance Date:	2001-09-06 00:00:00.0
Return to Compliance Qualifier:	Documented
Violation Responsible Agency:	State
Scheduled Compliance Date:	Not reported
Enforcement Identifier:	200
Date of Enforcement Action:	2001-01-24 00:00:00.0
Enforcement Responsible Agency:	State
Enforcement Docket Number:	Not reported
Enforcement Attorney:	Not reported
Corrective Action Component:	No

BROCO INC (Continued) **1000176809**

Appeal Initiated Date: Not reported
Appeal Resolution Date: Not reported
Disposition Status Date: Not reported
Disposition Status: Not reported
Disposition Status Description: Not reported
Consent/Final Order Sequence Number: Not reported
Consent/Final Order Respondent Name: Not reported
Consent/Final Order Lead Agency: Not reported
Enforcement Type: Not reported
Enforcement Responsible Person: Not reported
Enforcement Responsible Sub-Organization: Not reported
SEP Sequence Number: Not reported
SEP Expenditure Amount: Not reported
SEP Scheduled Completion Date: Not reported
SEP Actual Date: Not reported
SEP Defaulted Date: Not reported
SEP Type: Not reported
SEP Type Description: Not reported
Proposed Amount: Not reported
Final Monetary Amount: Not reported
Paid Amount: Not reported
Final Count: Not reported
Final Amount: Not reported

Found Violation: Yes
Agency Which Determined Violation: State
Violation Short Description: TSD - Container Use and Management
Date Violation was Determined: 1999-07-28 00:00:00.0
Actual Return to Compliance Date: 1999-07-29 00:00:00.0
Return to Compliance Qualifier: Documented
Violation Responsible Agency: State
Scheduled Compliance Date: Not reported
Enforcement Identifier: 200
Date of Enforcement Action: 1999-07-29 00:00:00.0
Enforcement Responsible Agency: State
Enforcement Docket Number: Not reported
Enforcement Attorney: Not reported
Corrective Action Component: No
Appeal Initiated Date: Not reported
Appeal Resolution Date: Not reported
Disposition Status Date: Not reported
Disposition Status: Not reported
Disposition Status Description: Not reported
Consent/Final Order Sequence Number: Not reported
Consent/Final Order Respondent Name: Not reported
Consent/Final Order Lead Agency: Not reported
Enforcement Type: Not reported
Enforcement Responsible Person: Not reported
Enforcement Responsible Sub-Organization: Not reported
SEP Sequence Number: Not reported
SEP Expenditure Amount: Not reported
SEP Scheduled Completion Date: Not reported
SEP Actual Date: Not reported
SEP Defaulted Date: Not reported
SEP Type: Not reported
SEP Type Description: Not reported
Proposed Amount: Not reported

BROCO INC (Continued) **1000176809**

Final Monetary Amount: Not reported
Paid Amount: Not reported
Final Count: Not reported
Final Amount: Not reported

Found Violation: Yes
Agency Which Determined Violation: State
Violation Short Description: TSD - Financial Requirements
Date Violation was Determined: 2000-09-28 00:00:00.0
Actual Return to Compliance Date: 2000-11-29 00:00:00.0
Return to Compliance Qualifier: Documented
Violation Responsible Agency: State
Scheduled Compliance Date: Not reported
Enforcement Identifier: 200
Date of Enforcement Action: 2000-09-29 00:00:00.0
Enforcement Responsible Agency: State
Enforcement Docket Number: Not reported
Enforcement Attorney: Not reported
Corrective Action Component: No
Appeal Initiated Date: Not reported
Appeal Resolution Date: Not reported
Disposition Status Date: Not reported
Disposition Status: Not reported
Disposition Status Description: Not reported
Consent/Final Order Sequence Number:Not reported
Consent/Final Order Respondent Name: Not reported
Consent/Final Order Lead Agency: Not reported
Enforcement Type: Not reported
Enforcement Responsible Person: Not reported
Enforcement Responsible Sub-Organization: Not reported
SEP Sequence Number: Not reported
SEP Expenditure Amount: Not reported
SEP Scheduled Completion Date: Not reported
SEP Actual Date: Not reported
SEP Defaulted Date: Not reported
SEP Type: Not reported
SEP Type Description: Not reported
Proposed Amount: Not reported
Final Monetary Amount: Not reported
Paid Amount: Not reported
Final Count: Not reported
Final Amount: Not reported

Found Violation: Yes
Agency Which Determined Violation: State
Violation Short Description: TSD - General Facility Standards
Date Violation was Determined: 2001-01-24 00:00:00.0
Actual Return to Compliance Date: 2001-09-06 00:00:00.0
Return to Compliance Qualifier: Documented
Violation Responsible Agency: State
Scheduled Compliance Date: Not reported
Enforcement Identifier: 285
Date of Enforcement Action: 2001-09-06 00:00:00.0
Enforcement Responsible Agency: State
Enforcement Docket Number: Not reported
Enforcement Attorney: Not reported
Corrective Action Component: No

BROCO INC (Continued) **1000176809**

Appeal Initiated Date:	Not reported
Appeal Resolution Date:	Not reported
Disposition Status Date:	Not reported
Disposition Status:	Not reported
Disposition Status Description:	Not reported
Consent/Final Order Sequence Number:	Not reported
Consent/Final Order Respondent Name:	Not reported
Consent/Final Order Lead Agency:	Not reported
Enforcement Type:	INITIAL 3008(A) COMPLIANCE
Enforcement Responsible Person:	Not reported
Enforcement Responsible Sub-Organization:	Not reported
SEP Sequence Number:	Not reported
SEP Expenditure Amount:	Not reported
SEP Scheduled Completion Date:	Not reported
SEP Actual Date:	Not reported
SEP Defaulted Date:	Not reported
SEP Type:	Not reported
SEP Type Description:	Not reported
Proposed Amount:	2494318
Final Monetary Amount:	Not reported
Paid Amount:	Not reported
Final Count:	Not reported
Final Amount:	Not reported

Found Violation:	No
Agency Which Determined Violation:	Not reported
Violation Short Description:	Not reported
Date Violation was Determined:	Not reported
Actual Return to Compliance Date:	Not reported
Return to Compliance Qualifier:	Not reported
Violation Responsible Agency:	Not reported
Scheduled Compliance Date:	Not reported
Enforcement Identifier:	Not reported
Date of Enforcement Action:	Not reported
Enforcement Responsible Agency:	Not reported
Enforcement Docket Number:	Not reported
Enforcement Attorney:	Not reported
Corrective Action Component:	Not reported
Appeal Initiated Date:	Not reported
Appeal Resolution Date:	Not reported
Disposition Status Date:	Not reported
Disposition Status:	Not reported
Disposition Status Description:	Not reported
Consent/Final Order Sequence Number:	Not reported
Consent/Final Order Respondent Name:	Not reported
Consent/Final Order Lead Agency:	Not reported
Enforcement Type:	Not reported
Enforcement Responsible Person:	Not reported
Enforcement Responsible Sub-Organization:	Not reported
SEP Sequence Number:	Not reported
SEP Expenditure Amount:	Not reported
SEP Scheduled Completion Date:	Not reported
SEP Actual Date:	Not reported
SEP Defaulted Date:	Not reported
SEP Type:	Not reported
SEP Type Description:	Not reported
Proposed Amount:	Not reported

BROCO INC (Continued) **1000176809**

Final Monetary Amount: Not reported
Paid Amount: Not reported
Final Count: Not reported
Final Amount: Not reported

Found Violation: Yes
Agency Which Determined Violation: State
Violation Short Description: TSD - General Facility Standards
Date Violation was Determined: 1999-07-28 00:00:00.0
Actual Return to Compliance Date: 1999-08-05 00:00:00.0
Return to Compliance Qualifier: Documented
Violation Responsible Agency: State
Scheduled Compliance Date: Not reported
Enforcement Identifier: 250
Date of Enforcement Action: 2000-09-22 00:00:00.0
Enforcement Responsible Agency: State
Enforcement Docket Number: Not reported
Enforcement Attorney: Not reported
Corrective Action Component: No
Appeal Initiated Date: Not reported
Appeal Resolution Date: Not reported
Disposition Status Date: Not reported
Disposition Status: Not reported
Disposition Status Description: Not reported
Consent/Final Order Sequence Number:Not reported
Consent/Final Order Respondent Name: Not reported
Consent/Final Order Lead Agency: Not reported
Enforcement Type: FINAL 3008(A) COMPLIANCE ORDER
Enforcement Responsible Person: Not reported
Enforcement Responsible Sub-Organization: Not reported
SEP Sequence Number: Not reported
SEP Expenditure Amount: Not reported
SEP Scheduled Completion Date: Not reported
SEP Actual Date: Not reported
SEP Defaulted Date: Not reported
SEP Type: Not reported
SEP Type Description: Not reported
Proposed Amount: Not reported
Final Monetary Amount: 40000
Paid Amount: Not reported
Final Count: 1
Final Amount: 45000

Found Violation: Yes
Agency Which Determined Violation: State
Violation Short Description: TSD - General
Date Violation was Determined: 1998-09-22 00:00:00.0
Actual Return to Compliance Date: 1998-09-22 00:00:00.0
Return to Compliance Qualifier: Observed
Violation Responsible Agency: State
Scheduled Compliance Date: 1998-09-22 00:00:00.0
Enforcement Identifier: 016
Date of Enforcement Action: 1998-09-22 00:00:00.0
Enforcement Responsible Agency: State
Enforcement Docket Number: Not reported
Enforcement Attorney: Not reported
Corrective Action Component: No

BROCO INC (Continued) **1000176809**

Appeal Initiated Date: Not reported
Appeal Resolution Date: Not reported
Disposition Status Date: Not reported
Disposition Status: Not reported
Disposition Status Description: Not reported
Consent/Final Order Sequence Number: Not reported
Consent/Final Order Respondent Name: Not reported
Consent/Final Order Lead Agency: Not reported
Enforcement Type: WRITTEN INFORMAL
Enforcement Responsible Person: R9STA
Enforcement Responsible Sub-Organization: Not reported
SEP Sequence Number: Not reported
SEP Expenditure Amount: Not reported
SEP Scheduled Completion Date: Not reported
SEP Actual Date: Not reported
SEP Defaulted Date: Not reported
SEP Type: Not reported
SEP Type Description: Not reported
Proposed Amount: Not reported
Final Monetary Amount: Not reported
Paid Amount: Not reported
Final Count: Not reported
Final Amount: Not reported

Found Violation: No
Agency Which Determined Violation: Not reported
Violation Short Description: Not reported
Date Violation was Determined: Not reported
Actual Return to Compliance Date: Not reported
Return to Compliance Qualifier: Not reported
Violation Responsible Agency: Not reported
Scheduled Compliance Date: Not reported
Enforcement Identifier: Not reported
Date of Enforcement Action: Not reported
Enforcement Responsible Agency: Not reported
Enforcement Docket Number: Not reported
Enforcement Attorney: Not reported
Corrective Action Component: Not reported
Appeal Initiated Date: Not reported
Appeal Resolution Date: Not reported
Disposition Status Date: Not reported
Disposition Status: Not reported
Disposition Status Description: Not reported
Consent/Final Order Sequence Number: Not reported
Consent/Final Order Respondent Name: Not reported
Consent/Final Order Lead Agency: Not reported
Enforcement Type: Not reported
Enforcement Responsible Person: Not reported
Enforcement Responsible Sub-Organization: Not reported
SEP Sequence Number: Not reported
SEP Expenditure Amount: Not reported
SEP Scheduled Completion Date: Not reported
SEP Actual Date: Not reported
SEP Defaulted Date: Not reported
SEP Type: Not reported
SEP Type Description: Not reported
Proposed Amount: Not reported

BROCO INC (Continued) **1000176809**

Final Monetary Amount:	Not reported
Paid Amount:	Not reported
Final Count:	Not reported
Final Amount:	Not reported
Found Violation:	Yes
Agency Which Determined Violation:	State
Violation Short Description:	TSD - Preparedness and Prevention
Date Violation was Determined:	2004-07-13 00:00:00.0
Actual Return to Compliance Date:	2004-10-01 00:00:00.0
Return to Compliance Qualifier:	Documented
Violation Responsible Agency:	State
Scheduled Compliance Date:	Not reported
Enforcement Identifier:	Not reported
Date of Enforcement Action:	Not reported
Enforcement Responsible Agency:	Not reported
Enforcement Docket Number:	Not reported
Enforcement Attorney:	Not reported
Corrective Action Component:	Not reported
Appeal Initiated Date:	Not reported
Appeal Resolution Date:	Not reported
Disposition Status Date:	Not reported
Disposition Status:	Not reported
Disposition Status Description:	Not reported
Consent/Final Order Sequence Number:	Not reported
Consent/Final Order Respondent Name:	Not reported
Consent/Final Order Lead Agency:	Not reported
Enforcement Type:	Not reported
Enforcement Responsible Person:	Not reported
Enforcement Responsible Sub-Organization:	Not reported
SEP Sequence Number:	Not reported
SEP Expenditure Amount:	Not reported
SEP Scheduled Completion Date:	Not reported
SEP Actual Date:	Not reported
SEP Defaulted Date:	Not reported
SEP Type:	Not reported
SEP Type Description:	Not reported
Proposed Amount:	Not reported
Final Monetary Amount:	Not reported
Paid Amount:	Not reported
Final Count:	Not reported
Final Amount:	Not reported
Found Violation:	Yes
Agency Which Determined Violation:	State
Violation Short Description:	TSD - General Facility Standards
Date Violation was Determined:	2001-01-24 00:00:00.0
Actual Return to Compliance Date:	2001-09-06 00:00:00.0
Return to Compliance Qualifier:	Documented
Violation Responsible Agency:	State
Scheduled Compliance Date:	Not reported
Enforcement Identifier:	275
Date of Enforcement Action:	2001-03-09 00:00:00.0
Enforcement Responsible Agency:	State
Enforcement Docket Number:	Not reported
Enforcement Attorney:	Not reported
Corrective Action Component:	No

BROCO INC (Continued) **1000176809**

Appeal Initiated Date: Not reported
Appeal Resolution Date: Not reported
Disposition Status Date: Not reported
Disposition Status: Not reported
Disposition Status Description: Not reported
Consent/Final Order Sequence Number: Not reported
Consent/Final Order Respondent Name: Not reported
Consent/Final Order Lead Agency: Not reported
Enforcement Type: INITIAL IMMINENT AND SUBSTANTIAL ENDANGERMENT ORDER
Enforcement Responsible Person: Not reported
Enforcement Responsible Sub-Organization: Not reported
SEP Sequence Number: Not reported
SEP Expenditure Amount: Not reported
SEP Scheduled Completion Date: Not reported
SEP Actual Date: Not reported
SEP Defaulted Date: Not reported
SEP Type: Not reported
SEP Type Description: Not reported
Proposed Amount: Not reported
Final Monetary Amount: Not reported
Paid Amount: Not reported
Final Count: Not reported
Final Amount: Not reported

Found Violation: No
Agency Which Determined Violation: Not reported
Violation Short Description: Not reported
Date Violation was Determined: Not reported
Actual Return to Compliance Date: Not reported
Return to Compliance Qualifier: Not reported
Violation Responsible Agency: Not reported
Scheduled Compliance Date: Not reported
Enforcement Identifier: Not reported
Date of Enforcement Action: Not reported
Enforcement Responsible Agency: Not reported
Enforcement Docket Number: Not reported
Enforcement Attorney: Not reported
Corrective Action Component: Not reported
Appeal Initiated Date: Not reported
Appeal Resolution Date: Not reported
Disposition Status Date: Not reported
Disposition Status: Not reported
Disposition Status Description: Not reported
Consent/Final Order Sequence Number: Not reported
Consent/Final Order Respondent Name: Not reported
Consent/Final Order Lead Agency: Not reported
Enforcement Type: Not reported
Enforcement Responsible Person: Not reported
Enforcement Responsible Sub-Organization: Not reported
SEP Sequence Number: Not reported
SEP Expenditure Amount: Not reported
SEP Scheduled Completion Date: Not reported
SEP Actual Date: Not reported
SEP Defaulted Date: Not reported
SEP Type: Not reported
SEP Type Description: Not reported
Proposed Amount: Not reported

BROCO INC (Continued) **1000176809**

Final Monetary Amount: Not reported
Paid Amount: Not reported
Final Count: Not reported
Final Amount: Not reported

Found Violation: Yes
Agency Which Determined Violation: State
Violation Short Description: TSD - General
Date Violation was Determined: 1993-05-07 00:00:00.0
Actual Return to Compliance Date: 1994-05-05 00:00:00.0
Return to Compliance Qualifier: Observed
Violation Responsible Agency: State
Scheduled Compliance Date: Not reported
Enforcement Identifier: 008
Date of Enforcement Action: 1993-07-27 00:00:00.0
Enforcement Responsible Agency: State
Enforcement Docket Number: Not reported
Enforcement Attorney: Not reported
Corrective Action Component: No
Appeal Initiated Date: Not reported
Appeal Resolution Date: Not reported
Disposition Status Date: Not reported
Disposition Status: Not reported
Disposition Status Description: Not reported
Consent/Final Order Sequence Number:Not reported
Consent/Final Order Respondent Name: Not reported
Consent/Final Order Lead Agency: Not reported
Enforcement Type: INITIAL CIVIL JUDICIAL ACTION FOR COMPLIANCE AND/OR MONETARY PENALTY
Enforcement Responsible Person: R9STA
Enforcement Responsible Sub-Organization: Not reported
SEP Sequence Number: Not reported
SEP Expenditure Amount: Not reported
SEP Scheduled Completion Date: Not reported
SEP Actual Date: Not reported
SEP Defaulted Date: Not reported
SEP Type: Not reported
SEP Type Description: Not reported
Proposed Amount: Not reported
Final Monetary Amount: 35000
Paid Amount: Not reported
Final Count: 1
Final Amount: 35000

Found Violation: Yes
Agency Which Determined Violation: State
Violation Short Description: TSD - General
Date Violation was Determined: 1996-06-18 00:00:00.0
Actual Return to Compliance Date: 1997-12-16 00:00:00.0
Return to Compliance Qualifier: Observed
Violation Responsible Agency: State
Scheduled Compliance Date: Not reported
Enforcement Identifier: 013
Date of Enforcement Action: 1996-06-18 00:00:00.0
Enforcement Responsible Agency: State
Enforcement Docket Number: Not reported
Enforcement Attorney: Not reported
Corrective Action Component: No

BROCO INC (Continued) **1000176809**

Appeal Initiated Date: Not reported
Appeal Resolution Date: Not reported
Disposition Status Date: Not reported
Disposition Status: Not reported
Disposition Status Description: Not reported
Consent/Final Order Sequence Number: Not reported
Consent/Final Order Respondent Name: Not reported
Consent/Final Order Lead Agency: Not reported
Enforcement Type: WRITTEN INFORMAL
Enforcement Responsible Person: R9STA
Enforcement Responsible Sub-Organization: Not reported
SEP Sequence Number: Not reported
SEP Expenditure Amount: Not reported
SEP Scheduled Completion Date: Not reported
SEP Actual Date: Not reported
SEP Defaulted Date: Not reported
SEP Type: Not reported
SEP Type Description: Not reported
Proposed Amount: Not reported
Final Monetary Amount: Not reported
Paid Amount: Not reported
Final Count: Not reported
Final Amount: Not reported

Found Violation: Yes
Agency Which Determined Violation: State
Violation Short Description: TSD IS-Thermal Treatment
Date Violation was Determined: 1993-05-07 00:00:00.0
Actual Return to Compliance Date: 1994-05-05 00:00:00.0
Return to Compliance Qualifier: Observed
Violation Responsible Agency: State
Scheduled Compliance Date: Not reported
Enforcement Identifier: 008
Date of Enforcement Action: 1993-07-27 00:00:00.0
Enforcement Responsible Agency: State
Enforcement Docket Number: Not reported
Enforcement Attorney: Not reported
Corrective Action Component: No
Appeal Initiated Date: Not reported
Appeal Resolution Date: Not reported
Disposition Status Date: Not reported
Disposition Status: Not reported
Disposition Status Description: Not reported
Consent/Final Order Sequence Number: Not reported
Consent/Final Order Respondent Name: Not reported
Consent/Final Order Lead Agency: Not reported
Enforcement Type: INITIAL CIVIL JUDICIAL ACTION FOR COMPLIANCE AND/OR MONETARY PENALTY
Enforcement Responsible Person: R9STA
Enforcement Responsible Sub-Organization: Not reported
SEP Sequence Number: Not reported
SEP Expenditure Amount: Not reported
SEP Scheduled Completion Date: Not reported
SEP Actual Date: Not reported
SEP Defaulted Date: Not reported
SEP Type: Not reported
SEP Type Description: Not reported
Proposed Amount: Not reported

BROCO INC (Continued) **1000176809**

Final Monetary Amount:	35000
Paid Amount:	Not reported
Final Count:	1
Final Amount:	35000
Found Violation:	Yes
Agency Which Determined Violation:	State
Violation Short Description:	TSD - General Facility Standards
Date Violation was Determined:	2001-01-24 00:00:00.0
Actual Return to Compliance Date:	2001-09-06 00:00:00.0
Return to Compliance Qualifier:	Documented
Violation Responsible Agency:	State
Scheduled Compliance Date:	Not reported
Enforcement Identifier:	280
Date of Enforcement Action:	2001-09-06 00:00:00.0
Enforcement Responsible Agency:	State
Enforcement Docket Number:	Not reported
Enforcement Attorney:	Not reported
Corrective Action Component:	No
Appeal Initiated Date:	Not reported
Appeal Resolution Date:	Not reported
Disposition Status Date:	Not reported
Disposition Status:	Not reported
Disposition Status Description:	Not reported
Consent/Final Order Sequence Number:	Not reported
Consent/Final Order Respondent Name:	Not reported
Consent/Final Order Lead Agency:	Not reported
Enforcement Type:	Not reported
Enforcement Responsible Person:	Not reported
Enforcement Responsible Sub-Organization:	Not reported
SEP Sequence Number:	Not reported
SEP Expenditure Amount:	Not reported
SEP Scheduled Completion Date:	Not reported
SEP Actual Date:	Not reported
SEP Defaulted Date:	Not reported
SEP Type:	Not reported
SEP Type Description:	Not reported
Proposed Amount:	Not reported
Final Monetary Amount:	Not reported
Paid Amount:	Not reported
Final Count:	Not reported
Final Amount:	Not reported
Found Violation:	No
Agency Which Determined Violation:	Not reported
Violation Short Description:	Not reported
Date Violation was Determined:	Not reported
Actual Return to Compliance Date:	Not reported
Return to Compliance Qualifier:	Not reported
Violation Responsible Agency:	Not reported
Scheduled Compliance Date:	Not reported
Enforcement Identifier:	Not reported
Date of Enforcement Action:	Not reported
Enforcement Responsible Agency:	Not reported
Enforcement Docket Number:	Not reported
Enforcement Attorney:	Not reported
Corrective Action Component:	Not reported

BROCO INC (Continued) **1000176809**

Appeal Initiated Date: Not reported
Appeal Resolution Date: Not reported
Disposition Status Date: Not reported
Disposition Status: Not reported
Disposition Status Description: Not reported
Consent/Final Order Sequence Number: Not reported
Consent/Final Order Respondent Name: Not reported
Consent/Final Order Lead Agency: Not reported
Enforcement Type: Not reported
Enforcement Responsible Person: Not reported
Enforcement Responsible Sub-Organization: Not reported
SEP Sequence Number: Not reported
SEP Expenditure Amount: Not reported
SEP Scheduled Completion Date: Not reported
SEP Actual Date: Not reported
SEP Defaulted Date: Not reported
SEP Type: Not reported
SEP Type Description: Not reported
Proposed Amount: Not reported
Final Monetary Amount: Not reported
Paid Amount: Not reported
Final Count: Not reported
Final Amount: Not reported

Found Violation: Yes
Agency Which Determined Violation: State
Violation Short Description: TSD - General
Date Violation was Determined: 1996-12-18 00:00:00.0
Actual Return to Compliance Date: 1997-12-16 00:00:00.0
Return to Compliance Qualifier: Observed
Violation Responsible Agency: State
Scheduled Compliance Date: 1997-01-17 00:00:00.0
Enforcement Identifier: 014
Date of Enforcement Action: 1996-12-18 00:00:00.0
Enforcement Responsible Agency: State
Enforcement Docket Number: Not reported
Enforcement Attorney: Not reported
Corrective Action Component: No
Appeal Initiated Date: Not reported
Appeal Resolution Date: Not reported
Disposition Status Date: Not reported
Disposition Status: Not reported
Disposition Status Description: Not reported
Consent/Final Order Sequence Number: Not reported
Consent/Final Order Respondent Name: Not reported
Consent/Final Order Lead Agency: Not reported
Enforcement Type: WRITTEN INFORMAL
Enforcement Responsible Person: R9STA
Enforcement Responsible Sub-Organization: Not reported
SEP Sequence Number: Not reported
SEP Expenditure Amount: Not reported
SEP Scheduled Completion Date: Not reported
SEP Actual Date: Not reported
SEP Defaulted Date: Not reported
SEP Type: Not reported
SEP Type Description: Not reported
Proposed Amount: Not reported

BROCO INC (Continued) **1000176809**

Final Monetary Amount:	Not reported
Paid Amount:	Not reported
Final Count:	Not reported
Final Amount:	Not reported
Found Violation:	Yes
Agency Which Determined Violation:	State
Violation Short Description:	TSD - General
Date Violation was Determined:	1997-04-10 00:00:00.0
Actual Return to Compliance Date:	1997-12-16 00:00:00.0
Return to Compliance Qualifier:	Observed
Violation Responsible Agency:	State
Scheduled Compliance Date:	Not reported
Enforcement Identifier:	015
Date of Enforcement Action:	1997-04-10 00:00:00.0
Enforcement Responsible Agency:	State
Enforcement Docket Number:	Not reported
Enforcement Attorney:	Not reported
Corrective Action Component:	No
Appeal Initiated Date:	Not reported
Appeal Resolution Date:	Not reported
Disposition Status Date:	Not reported
Disposition Status:	Not reported
Disposition Status Description:	Not reported
Consent/Final Order Sequence Number:	Not reported
Consent/Final Order Respondent Name:	Not reported
Consent/Final Order Lead Agency:	Not reported
Enforcement Type:	WRITTEN INFORMAL
Enforcement Responsible Person:	R9STA
Enforcement Responsible Sub-Organization:	Not reported
SEP Sequence Number:	Not reported
SEP Expenditure Amount:	Not reported
SEP Scheduled Completion Date:	Not reported
SEP Actual Date:	Not reported
SEP Defaulted Date:	Not reported
SEP Type:	Not reported
SEP Type Description:	Not reported
Proposed Amount:	Not reported
Final Monetary Amount:	Not reported
Paid Amount:	Not reported
Final Count:	Not reported
Final Amount:	Not reported
Found Violation:	Yes
Agency Which Determined Violation:	State
Violation Short Description:	TSD - General
Date Violation was Determined:	1993-05-07 00:00:00.0
Actual Return to Compliance Date:	1994-05-05 00:00:00.0
Return to Compliance Qualifier:	Observed
Violation Responsible Agency:	State
Scheduled Compliance Date:	Not reported
Enforcement Identifier:	008
Date of Enforcement Action:	1993-07-27 00:00:00.0
Enforcement Responsible Agency:	State
Enforcement Docket Number:	Not reported
Enforcement Attorney:	Not reported
Corrective Action Component:	No

BROCO INC (Continued) **1000176809**

Appeal Initiated Date: Not reported
Appeal Resolution Date: Not reported
Disposition Status Date: Not reported
Disposition Status: Not reported
Disposition Status Description: Not reported
Consent/Final Order Sequence Number: Not reported
Consent/Final Order Respondent Name: Not reported
Consent/Final Order Lead Agency: Not reported
Enforcement Type: INITIAL CIVIL JUDICIAL ACTION FOR COMPLIANCE AND/OR MONETARY PENALTY
Enforcement Responsible Person: R9STA
Enforcement Responsible Sub-Organization: Not reported
SEP Sequence Number: Not reported
SEP Expenditure Amount: Not reported
SEP Scheduled Completion Date: Not reported
SEP Actual Date: Not reported
SEP Defaulted Date: Not reported
SEP Type: Not reported
SEP Type Description: Not reported
Proposed Amount: Not reported
Final Monetary Amount: 35000
Paid Amount: Not reported
Final Count: 1
Final Amount: 35000

Found Violation: Yes
Agency Which Determined Violation: State
Violation Short Description: TSD - General Facility Standards
Date Violation was Determined: 1999-07-28 00:00:00.0
Actual Return to Compliance Date: 1999-08-05 00:00:00.0
Return to Compliance Qualifier: Documented
Violation Responsible Agency: State
Scheduled Compliance Date: Not reported
Enforcement Identifier: 245
Date of Enforcement Action: 2000-06-13 00:00:00.0
Enforcement Responsible Agency: State
Enforcement Docket Number: Not reported
Enforcement Attorney: Not reported
Corrective Action Component: No
Appeal Initiated Date: Not reported
Appeal Resolution Date: Not reported
Disposition Status Date: Not reported
Disposition Status: Not reported
Disposition Status Description: Not reported
Consent/Final Order Sequence Number: Not reported
Consent/Final Order Respondent Name: Not reported
Consent/Final Order Lead Agency: Not reported
Enforcement Type: INITIAL 3008(A) COMPLIANCE
Enforcement Responsible Person: Not reported
Enforcement Responsible Sub-Organization: Not reported
SEP Sequence Number: Not reported
SEP Expenditure Amount: Not reported
SEP Scheduled Completion Date: Not reported
SEP Actual Date: Not reported
SEP Defaulted Date: Not reported
SEP Type: Not reported
SEP Type Description: Not reported
Proposed Amount: 62750

BROCO INC (Continued) **1000176809**

Final Monetary Amount: Not reported
Paid Amount: Not reported
Final Count: Not reported
Final Amount: Not reported

Found Violation: No
Agency Which Determined Violation: Not reported
Violation Short Description: Not reported
Date Violation was Determined: Not reported
Actual Return to Compliance Date: Not reported
Return to Compliance Qualifier: Not reported
Violation Responsible Agency: Not reported
Scheduled Compliance Date: Not reported
Enforcement Identifier: Not reported
Date of Enforcement Action: Not reported
Enforcement Responsible Agency: Not reported
Enforcement Docket Number: Not reported
Enforcement Attorney: Not reported
Corrective Action Component: Not reported
Appeal Initiated Date: Not reported
Appeal Resolution Date: Not reported
Disposition Status Date: Not reported
Disposition Status: Not reported
Disposition Status Description: Not reported
Consent/Final Order Sequence Number:Not reported
Consent/Final Order Respondent Name: Not reported
Consent/Final Order Lead Agency: Not reported
Enforcement Type: Not reported
Enforcement Responsible Person: Not reported
Enforcement Responsible Sub-Organization: Not reported
SEP Sequence Number: Not reported
SEP Expenditure Amount: Not reported
SEP Scheduled Completion Date: Not reported
SEP Actual Date: Not reported
SEP Defaulted Date: Not reported
SEP Type: Not reported
SEP Type Description: Not reported
Proposed Amount: Not reported
Final Monetary Amount: Not reported
Paid Amount: Not reported
Final Count: Not reported
Final Amount: Not reported

Found Violation: No
Agency Which Determined Violation: Not reported
Violation Short Description: Not reported
Date Violation was Determined: Not reported
Actual Return to Compliance Date: Not reported
Return to Compliance Qualifier: Not reported
Violation Responsible Agency: Not reported
Scheduled Compliance Date: Not reported
Enforcement Identifier: Not reported
Date of Enforcement Action: Not reported
Enforcement Responsible Agency: Not reported
Enforcement Docket Number: Not reported
Enforcement Attorney: Not reported
Corrective Action Component: Not reported

BROCO INC (Continued) **1000176809**

Appeal Initiated Date:	Not reported
Appeal Resolution Date:	Not reported
Disposition Status Date:	Not reported
Disposition Status:	Not reported
Disposition Status Description:	Not reported
Consent/Final Order Sequence Number:	Not reported
Consent/Final Order Respondent Name:	Not reported
Consent/Final Order Lead Agency:	Not reported
Enforcement Type:	Not reported
Enforcement Responsible Person:	Not reported
Enforcement Responsible Sub-Organization:	Not reported
SEP Sequence Number:	Not reported
SEP Expenditure Amount:	Not reported
SEP Scheduled Completion Date:	Not reported
SEP Actual Date:	Not reported
SEP Defaulted Date:	Not reported
SEP Type:	Not reported
SEP Type Description:	Not reported
Proposed Amount:	Not reported
Final Monetary Amount:	Not reported
Paid Amount:	Not reported
Final Count:	Not reported
Final Amount:	Not reported

Found Violation:	Yes
Agency Which Determined Violation:	State
Violation Short Description:	TSD - General
Date Violation was Determined:	1991-03-20 00:00:00.0
Actual Return to Compliance Date:	1991-05-02 00:00:00.0
Return to Compliance Qualifier:	Observed
Violation Responsible Agency:	State
Scheduled Compliance Date:	1991-08-02 00:00:00.0
Enforcement Identifier:	007
Date of Enforcement Action:	1991-04-17 00:00:00.0
Enforcement Responsible Agency:	State
Enforcement Docket Number:	Not reported
Enforcement Attorney:	Not reported
Corrective Action Component:	No
Appeal Initiated Date:	Not reported
Appeal Resolution Date:	Not reported
Disposition Status Date:	Not reported
Disposition Status:	Not reported
Disposition Status Description:	Not reported
Consent/Final Order Sequence Number:	Not reported
Consent/Final Order Respondent Name:	Not reported
Consent/Final Order Lead Agency:	Not reported
Enforcement Type:	WRITTEN INFORMAL
Enforcement Responsible Person:	R9STA
Enforcement Responsible Sub-Organization:	Not reported
SEP Sequence Number:	Not reported
SEP Expenditure Amount:	Not reported
SEP Scheduled Completion Date:	Not reported
SEP Actual Date:	Not reported
SEP Defaulted Date:	Not reported
SEP Type:	Not reported
SEP Type Description:	Not reported
Proposed Amount:	Not reported

BROCO INC (Continued) **1000176809**

Final Monetary Amount: Not reported
Paid Amount: Not reported
Final Count: Not reported
Final Amount: Not reported

Found Violation: Yes
Agency Which Determined Violation: State
Violation Short Description: TSD - Financial Requirements
Date Violation was Determined: 2001-06-14 00:00:00.0
Actual Return to Compliance Date: 2002-06-25 00:00:00.0
Return to Compliance Qualifier: Documented
Violation Responsible Agency: State
Scheduled Compliance Date: Not reported
Enforcement Identifier: 290
Date of Enforcement Action: 2003-02-24 00:00:00.0
Enforcement Responsible Agency: State
Enforcement Docket Number: Not reported
Enforcement Attorney: Not reported
Corrective Action Component: No
Appeal Initiated Date: Not reported
Appeal Resolution Date: Not reported
Disposition Status Date: Not reported
Disposition Status: Not reported
Disposition Status Description: Not reported
Consent/Final Order Sequence Number:Not reported
Consent/Final Order Respondent Name: Not reported
Consent/Final Order Lead Agency: Not reported
Enforcement Type: FINAL 3008(A) COMPLIANCE ORDER
Enforcement Responsible Person: Not reported
Enforcement Responsible Sub-Organization: Not reported
SEP Sequence Number: Not reported
SEP Expenditure Amount: Not reported
SEP Scheduled Completion Date: Not reported
SEP Actual Date: Not reported
SEP Defaulted Date: Not reported
SEP Type: Not reported
SEP Type Description: Not reported
Proposed Amount: Not reported
Final Monetary Amount: 2482064
Paid Amount: Not reported
Final Count: 1
Final Amount: 2482064

Found Violation: Yes
Agency Which Determined Violation: State
Violation Short Description: TSD - General Facility Standards
Date Violation was Determined: 1999-04-22 00:00:00.0
Actual Return to Compliance Date: 1999-04-30 00:00:00.0
Return to Compliance Qualifier: Documented
Violation Responsible Agency: State
Scheduled Compliance Date: Not reported
Enforcement Identifier: 245
Date of Enforcement Action: 2000-06-13 00:00:00.0
Enforcement Responsible Agency: State
Enforcement Docket Number: Not reported
Enforcement Attorney: Not reported
Corrective Action Component: No

BROCO INC (Continued) **1000176809**

Appeal Initiated Date:	Not reported
Appeal Resolution Date:	Not reported
Disposition Status Date:	Not reported
Disposition Status:	Not reported
Disposition Status Description:	Not reported
Consent/Final Order Sequence Number:	Not reported
Consent/Final Order Respondent Name:	Not reported
Consent/Final Order Lead Agency:	Not reported
Enforcement Type:	INITIAL 3008(A) COMPLIANCE
Enforcement Responsible Person:	Not reported
Enforcement Responsible Sub-Organization:	Not reported
SEP Sequence Number:	Not reported
SEP Expenditure Amount:	Not reported
SEP Scheduled Completion Date:	Not reported
SEP Actual Date:	Not reported
SEP Defaulted Date:	Not reported
SEP Type:	Not reported
SEP Type Description:	Not reported
Proposed Amount:	62750
Final Monetary Amount:	Not reported
Paid Amount:	Not reported
Final Count:	Not reported
Final Amount:	Not reported

Evaluation Action Summary:

Evaluation Date:	1999-04-22 00:00:00.0
Evaluation Responsible Agency:	State
Found Violation:	Yes
Evaluation Type Description:	COMPLIANCE EVALUATION INSPECTION ON-SITE
Evaluation Responsible Person Identifier:	Not reported
Evaluation Responsible Sub-Organization:	Not reported
Actual Return to Compliance Date:	1999-04-30 00:00:00.0
Scheduled Compliance Date:	Not reported
Date of Request:	Not reported
Date Response Received:	Not reported
Request Agency:	Not reported
Former Citation:	Not reported

Evaluation Date:	1991-11-09 00:00:00.0
Evaluation Responsible Agency:	EPA Contractor/Grantee
Found Violation:	Yes
Evaluation Type Description:	FINANCIAL RECORD REVIEW
Evaluation Responsible Person Identifier:	R9EPA
Evaluation Responsible Sub-Organization:	Not reported
Actual Return to Compliance Date:	1993-06-14 00:00:00.0
Scheduled Compliance Date:	Not reported
Date of Request:	Not reported
Date Response Received:	Not reported
Request Agency:	Not reported
Former Citation:	Not reported

Evaluation Date:	2004-07-13 00:00:00.0
Evaluation Responsible Agency:	State
Found Violation:	Yes
Evaluation Type Description:	COMPLIANCE EVALUATION INSPECTION ON-SITE
Evaluation Responsible Person Identifier:	Not reported
Evaluation Responsible Sub-Organization:	Not reported

BROCO INC (Continued) **1000176809**

Actual Return to Compliance Date:	2004-08-23 00:00:00.0
Scheduled Compliance Date:	Not reported
Date of Request:	Not reported
Date Response Received:	Not reported
Request Agency:	Not reported
Former Citation:	Not reported

Evaluation Date:	2001-06-14 00:00:00.0
Evaluation Responsible Agency:	State
Found Violation:	Yes
Evaluation Type Description:	FINANCIAL RECORD REVIEW
Evaluation Responsible Person Identifier:	Not reported
Evaluation Responsible Sub-Organization:	Not reported
Actual Return to Compliance Date:	2002-06-25 00:00:00.0
Scheduled Compliance Date:	Not reported
Date of Request:	Not reported
Date Response Received:	Not reported
Request Agency:	Not reported
Former Citation:	Not reported

Evaluation Date:	2004-07-13 00:00:00.0
Evaluation Responsible Agency:	State
Found Violation:	No
Evaluation Type Description:	SIGNIFICANT NON-COMPLIER
Evaluation Responsible Person Identifier:	Not reported
Evaluation Responsible Sub-Organization:	Not reported
Actual Return to Compliance Date:	Not reported
Scheduled Compliance Date:	Not reported
Date of Request:	Not reported
Date Response Received:	Not reported
Request Agency:	Not reported
Former Citation:	Not reported

Evaluation Date:	1993-03-15 00:00:00.0
Evaluation Responsible Agency:	State
Found Violation:	Yes
Evaluation Type Description:	COMPLIANCE EVALUATION INSPECTION ON-SITE
Evaluation Responsible Person Identifier:	R9STA
Evaluation Responsible Sub-Organization:	Not reported
Actual Return to Compliance Date:	1994-05-05 00:00:00.0
Scheduled Compliance Date:	Not reported
Date of Request:	Not reported
Date Response Received:	Not reported
Request Agency:	Not reported
Former Citation:	Not reported

Evaluation Date:	1998-12-21 00:00:00.0
Evaluation Responsible Agency:	State
Found Violation:	Yes
Evaluation Type Description:	COMPLIANCE EVALUATION INSPECTION ON-SITE
Evaluation Responsible Person Identifier:	R9STA
Evaluation Responsible Sub-Organization:	Not reported
Actual Return to Compliance Date:	1998-12-21 00:00:00.0
Scheduled Compliance Date:	Not reported
Date of Request:	Not reported
Date Response Received:	Not reported
Request Agency:	Not reported

BROCO INC (Continued) **1000176809**

Former Citation:	Not reported
Evaluation Date:	1993-03-15 00:00:00.0
Evaluation Responsible Agency:	State
Found Violation:	Yes
Evaluation Type Description:	COMPLIANCE EVALUATION INSPECTION ON-SITE
Evaluation Responsible Person Identifier:	R9STA
Evaluation Responsible Sub-Organization:	Not reported
Actual Return to Compliance Date:	1994-05-05 00:00:00.0
Scheduled Compliance Date:	Not reported
Date of Request:	Not reported
Date Response Received:	Not reported
Request Agency:	Not reported
Former Citation:	Not reported
Evaluation Date:	1999-04-22 00:00:00.0
Evaluation Responsible Agency:	State
Found Violation:	Yes
Evaluation Type Description:	COMPLIANCE EVALUATION INSPECTION ON-SITE
Evaluation Responsible Person Identifier:	Not reported
Evaluation Responsible Sub-Organization:	Not reported
Actual Return to Compliance Date:	1999-04-30 00:00:00.0
Scheduled Compliance Date:	Not reported
Date of Request:	Not reported
Date Response Received:	Not reported
Request Agency:	Not reported
Former Citation:	Not reported
Evaluation Date:	1999-04-22 00:00:00.0
Evaluation Responsible Agency:	State
Found Violation:	Yes
Evaluation Type Description:	COMPLIANCE EVALUATION INSPECTION ON-SITE
Evaluation Responsible Person Identifier:	Not reported
Evaluation Responsible Sub-Organization:	Not reported
Actual Return to Compliance Date:	1999-04-30 00:00:00.0
Scheduled Compliance Date:	Not reported
Date of Request:	Not reported
Date Response Received:	Not reported
Request Agency:	Not reported
Former Citation:	Not reported
Evaluation Date:	2004-07-13 00:00:00.0
Evaluation Responsible Agency:	State
Found Violation:	Yes
Evaluation Type Description:	COMPLIANCE EVALUATION INSPECTION ON-SITE
Evaluation Responsible Person Identifier:	Not reported
Evaluation Responsible Sub-Organization:	Not reported
Actual Return to Compliance Date:	2004-08-23 00:00:00.0
Scheduled Compliance Date:	Not reported
Date of Request:	Not reported
Date Response Received:	Not reported
Request Agency:	Not reported
Former Citation:	Not reported
Evaluation Date:	1998-12-21 00:00:00.0
Evaluation Responsible Agency:	State
Found Violation:	Yes

BROCO INC (Continued) **1000176809**

Evaluation Type Description:	COMPLIANCE EVALUATION INSPECTION ON-SITE
Evaluation Responsible Person Identifier:	R9STA
Evaluation Responsible Sub-Organization:	Not reported
Actual Return to Compliance Date:	1998-12-21 00:00:00.0
Scheduled Compliance Date:	1999-01-21 00:00:00.0
Date of Request:	Not reported
Date Response Received:	Not reported
Request Agency:	Not reported
Former Citation:	Not reported

Evaluation Date:	2004-07-13 00:00:00.0
Evaluation Responsible Agency:	State
Found Violation:	Yes
Evaluation Type Description:	COMPLIANCE EVALUATION INSPECTION ON-SITE
Evaluation Responsible Person Identifier:	Not reported
Evaluation Responsible Sub-Organization:	Not reported
Actual Return to Compliance Date:	2004-10-01 00:00:00.0
Scheduled Compliance Date:	Not reported
Date of Request:	Not reported
Date Response Received:	Not reported
Request Agency:	Not reported
Former Citation:	Not reported

Evaluation Date:	1999-04-22 00:00:00.0
Evaluation Responsible Agency:	State
Found Violation:	Yes
Evaluation Type Description:	COMPLIANCE EVALUATION INSPECTION ON-SITE
Evaluation Responsible Person Identifier:	Not reported
Evaluation Responsible Sub-Organization:	Not reported
Actual Return to Compliance Date:	1999-04-30 00:00:00.0
Scheduled Compliance Date:	Not reported
Date of Request:	Not reported
Date Response Received:	Not reported
Request Agency:	Not reported
Former Citation:	Not reported

Evaluation Date:	1994-03-24 00:00:00.0
Evaluation Responsible Agency:	State
Found Violation:	Yes
Evaluation Type Description:	COMPLIANCE EVALUATION INSPECTION ON-SITE
Evaluation Responsible Person Identifier:	R9STA
Evaluation Responsible Sub-Organization:	Not reported
Actual Return to Compliance Date:	1995-01-07 00:00:00.0
Scheduled Compliance Date:	Not reported
Date of Request:	Not reported
Date Response Received:	Not reported
Request Agency:	Not reported
Former Citation:	Not reported

Evaluation Date:	1989-10-27 00:00:00.0
Evaluation Responsible Agency:	State
Found Violation:	Yes
Evaluation Type Description:	COMPLIANCE EVALUATION INSPECTION ON-SITE
Evaluation Responsible Person Identifier:	R9STA
Evaluation Responsible Sub-Organization:	Not reported
Actual Return to Compliance Date:	1989-12-22 00:00:00.0
Scheduled Compliance Date:	1989-12-22 00:00:00.0

BROCO INC (Continued) **1000176809**

Date of Request:	Not reported
Date Response Received:	Not reported
Request Agency:	Not reported
Former Citation:	Not reported
Evaluation Date:	2004-07-13 00:00:00.0
Evaluation Responsible Agency:	State
Found Violation:	Yes
Evaluation Type Description:	COMPLIANCE EVALUATION INSPECTION ON-SITE
Evaluation Responsible Person Identifier:	Not reported
Evaluation Responsible Sub-Organization:	Not reported
Actual Return to Compliance Date:	2004-08-23 00:00:00.0
Scheduled Compliance Date:	Not reported
Date of Request:	Not reported
Date Response Received:	Not reported
Request Agency:	Not reported
Former Citation:	Not reported
Evaluation Date:	1993-03-15 00:00:00.0
Evaluation Responsible Agency:	State
Found Violation:	Yes
Evaluation Type Description:	COMPLIANCE EVALUATION INSPECTION ON-SITE
Evaluation Responsible Person Identifier:	R9STA
Evaluation Responsible Sub-Organization:	Not reported
Actual Return to Compliance Date:	1994-05-05 00:00:00.0
Scheduled Compliance Date:	Not reported
Date of Request:	Not reported
Date Response Received:	Not reported
Request Agency:	Not reported
Former Citation:	Not reported
Evaluation Date:	2004-07-13 00:00:00.0
Evaluation Responsible Agency:	State
Found Violation:	Yes
Evaluation Type Description:	COMPLIANCE EVALUATION INSPECTION ON-SITE
Evaluation Responsible Person Identifier:	Not reported
Evaluation Responsible Sub-Organization:	Not reported
Actual Return to Compliance Date:	2004-10-01 00:00:00.0
Scheduled Compliance Date:	Not reported
Date of Request:	Not reported
Date Response Received:	Not reported
Request Agency:	Not reported
Former Citation:	Not reported
Evaluation Date:	2004-07-13 00:00:00.0
Evaluation Responsible Agency:	State
Found Violation:	Yes
Evaluation Type Description:	COMPLIANCE EVALUATION INSPECTION ON-SITE
Evaluation Responsible Person Identifier:	Not reported
Evaluation Responsible Sub-Organization:	Not reported
Actual Return to Compliance Date:	2004-08-23 00:00:00.0
Scheduled Compliance Date:	Not reported
Date of Request:	Not reported
Date Response Received:	Not reported
Request Agency:	Not reported
Former Citation:	Not reported

BROCO INC (Continued) **1000176809**

Evaluation Date:	2004-07-13 00:00:00.0
Evaluation Responsible Agency:	State
Found Violation:	Yes
Evaluation Type Description:	COMPLIANCE EVALUATION INSPECTION ON-SITE
Evaluation Responsible Person Identifier:	Not reported
Evaluation Responsible Sub-Organization:	Not reported
Actual Return to Compliance Date:	2004-08-23 00:00:00.0
Scheduled Compliance Date:	Not reported
Date of Request:	Not reported
Date Response Received:	Not reported
Request Agency:	Not reported
Former Citation:	Not reported

Evaluation Date:	2004-07-13 00:00:00.0
Evaluation Responsible Agency:	State
Found Violation:	Yes
Evaluation Type Description:	COMPLIANCE EVALUATION INSPECTION ON-SITE
Evaluation Responsible Person Identifier:	Not reported
Evaluation Responsible Sub-Organization:	Not reported
Actual Return to Compliance Date:	2004-08-23 00:00:00.0
Scheduled Compliance Date:	Not reported
Date of Request:	Not reported
Date Response Received:	Not reported
Request Agency:	Not reported
Former Citation:	Not reported

Evaluation Date:	1997-04-10 00:00:00.0
Evaluation Responsible Agency:	State
Found Violation:	Yes
Evaluation Type Description:	COMPLIANCE EVALUATION INSPECTION ON-SITE
Evaluation Responsible Person Identifier:	R9STA
Evaluation Responsible Sub-Organization:	Not reported
Actual Return to Compliance Date:	1997-12-16 00:00:00.0
Scheduled Compliance Date:	Not reported
Date of Request:	Not reported
Date Response Received:	Not reported
Request Agency:	Not reported
Former Citation:	Not reported

Evaluation Date:	2000-09-25 00:00:00.0
Evaluation Responsible Agency:	State
Found Violation:	Yes
Evaluation Type Description:	COMPLIANCE EVALUATION INSPECTION ON-SITE
Evaluation Responsible Person Identifier:	Not reported
Evaluation Responsible Sub-Organization:	Not reported
Actual Return to Compliance Date:	2000-11-29 00:00:00.0
Scheduled Compliance Date:	Not reported
Date of Request:	Not reported
Date Response Received:	Not reported
Request Agency:	Not reported
Former Citation:	Not reported

Evaluation Date:	2001-06-14 00:00:00.0
Evaluation Responsible Agency:	State
Found Violation:	Yes
Evaluation Type Description:	FINANCIAL RECORD REVIEW
Evaluation Responsible Person Identifier:	Not reported

BROCO INC (Continued) **1000176809**

Evaluation Responsible Sub-Organization:	Not reported
Actual Return to Compliance Date:	2002-06-25 00:00:00.0
Scheduled Compliance Date:	Not reported
Date of Request:	Not reported
Date Response Received:	Not reported
Request Agency:	Not reported
Former Citation:	Not reported

Evaluation Date:	1996-06-18 00:00:00.0
Evaluation Responsible Agency:	State
Found Violation:	Yes
Evaluation Type Description:	FOLLOW-UP INSPECTION
Evaluation Responsible Person Identifier:	R9STA
Evaluation Responsible Sub-Organization:	Not reported
Actual Return to Compliance Date:	1997-12-16 00:00:00.0
Scheduled Compliance Date:	Not reported
Date of Request:	Not reported
Date Response Received:	Not reported
Request Agency:	Not reported
Former Citation:	Not reported

Evaluation Date:	1994-03-24 00:00:00.0
Evaluation Responsible Agency:	State
Found Violation:	Yes
Evaluation Type Description:	COMPLIANCE EVALUATION INSPECTION ON-SITE
Evaluation Responsible Person Identifier:	R9STA
Evaluation Responsible Sub-Organization:	Not reported
Actual Return to Compliance Date:	1995-01-07 00:00:00.0
Scheduled Compliance Date:	Not reported
Date of Request:	Not reported
Date Response Received:	Not reported
Request Agency:	Not reported
Former Citation:	Not reported

Evaluation Date:	1999-04-30 00:00:00.0
Evaluation Responsible Agency:	State
Found Violation:	No
Evaluation Type Description:	NOT A SIGNIFICANT NON-COMPLIER
Evaluation Responsible Person Identifier:	Not reported
Evaluation Responsible Sub-Organization:	Not reported
Actual Return to Compliance Date:	Not reported
Scheduled Compliance Date:	Not reported
Date of Request:	Not reported
Date Response Received:	Not reported
Request Agency:	Not reported
Former Citation:	Not reported

Evaluation Date:	1997-04-10 00:00:00.0
Evaluation Responsible Agency:	State
Found Violation:	Yes
Evaluation Type Description:	COMPLIANCE EVALUATION INSPECTION ON-SITE
Evaluation Responsible Person Identifier:	R9STA
Evaluation Responsible Sub-Organization:	Not reported
Actual Return to Compliance Date:	1997-12-16 00:00:00.0
Scheduled Compliance Date:	Not reported
Date of Request:	Not reported
Date Response Received:	Not reported

BROCO INC (Continued) **1000176809**

Request Agency:	Not reported
Former Citation:	Not reported
Evaluation Date:	1993-03-12 00:00:00.0
Evaluation Responsible Agency:	State
Found Violation:	No
Evaluation Type Description:	FINANCIAL RECORD REVIEW
Evaluation Responsible Person Identifier:	R9STA
Evaluation Responsible Sub-Organization:	Not reported
Actual Return to Compliance Date:	Not reported
Scheduled Compliance Date:	Not reported
Date of Request:	Not reported
Date Response Received:	Not reported
Request Agency:	Not reported
Former Citation:	Not reported
Evaluation Date:	2004-06-28 00:00:00.0
Evaluation Responsible Agency:	State
Found Violation:	No
Evaluation Type Description:	COMPLIANCE EVALUATION INSPECTION ON-SITE
Evaluation Responsible Person Identifier:	Not reported
Evaluation Responsible Sub-Organization:	Not reported
Actual Return to Compliance Date:	Not reported
Scheduled Compliance Date:	Not reported
Date of Request:	Not reported
Date Response Received:	Not reported
Request Agency:	Not reported
Former Citation:	Not reported
Evaluation Date:	1999-04-22 00:00:00.0
Evaluation Responsible Agency:	State
Found Violation:	Yes
Evaluation Type Description:	COMPLIANCE EVALUATION INSPECTION ON-SITE
Evaluation Responsible Person Identifier:	Not reported
Evaluation Responsible Sub-Organization:	Not reported
Actual Return to Compliance Date:	1999-04-30 00:00:00.0
Scheduled Compliance Date:	Not reported
Date of Request:	Not reported
Date Response Received:	Not reported
Request Agency:	Not reported
Former Citation:	Not reported
Evaluation Date:	1998-12-21 00:00:00.0
Evaluation Responsible Agency:	State
Found Violation:	Yes
Evaluation Type Description:	COMPLIANCE EVALUATION INSPECTION ON-SITE
Evaluation Responsible Person Identifier:	Not reported
Evaluation Responsible Sub-Organization:	Not reported
Actual Return to Compliance Date:	1998-12-21 00:00:00.0
Scheduled Compliance Date:	Not reported
Date of Request:	Not reported
Date Response Received:	Not reported
Request Agency:	Not reported
Former Citation:	Not reported
Evaluation Date:	2004-07-13 00:00:00.0
Evaluation Responsible Agency:	State

BROCO INC (Continued) **1000176809**

Found Violation:	Yes
Evaluation Type Description:	COMPLIANCE EVALUATION INSPECTION ON-SITE
Evaluation Responsible Person Identifier:	Not reported
Evaluation Responsible Sub-Organization:	Not reported
Actual Return to Compliance Date:	2004-08-23 00:00:00.0
Scheduled Compliance Date:	Not reported
Date of Request:	Not reported
Date Response Received:	Not reported
Request Agency:	Not reported
Former Citation:	Not reported

Evaluation Date:	1998-12-21 00:00:00.0
Evaluation Responsible Agency:	State
Found Violation:	Yes
Evaluation Type Description:	COMPLIANCE EVALUATION INSPECTION ON-SITE
Evaluation Responsible Person Identifier:	R9STA
Evaluation Responsible Sub-Organization:	Not reported
Actual Return to Compliance Date:	1998-12-21 00:00:00.0
Scheduled Compliance Date:	1999-01-21 00:00:00.0
Date of Request:	Not reported
Date Response Received:	Not reported
Request Agency:	Not reported
Former Citation:	Not reported

Evaluation Date:	1999-02-26 00:00:00.0
Evaluation Responsible Agency:	State
Found Violation:	Yes
Evaluation Type Description:	FOLLOW-UP INSPECTION
Evaluation Responsible Person Identifier:	Not reported
Evaluation Responsible Sub-Organization:	Not reported
Actual Return to Compliance Date:	1999-03-12 00:00:00.0
Scheduled Compliance Date:	Not reported
Date of Request:	Not reported
Date Response Received:	Not reported
Request Agency:	Not reported
Former Citation:	Not reported

Evaluation Date:	2003-06-30 00:00:00.0
Evaluation Responsible Agency:	State
Found Violation:	No
Evaluation Type Description:	COMPLIANCE EVALUATION INSPECTION ON-SITE
Evaluation Responsible Person Identifier:	Not reported
Evaluation Responsible Sub-Organization:	Not reported
Actual Return to Compliance Date:	Not reported
Scheduled Compliance Date:	Not reported
Date of Request:	Not reported
Date Response Received:	Not reported
Request Agency:	Not reported
Former Citation:	Not reported

Evaluation Date:	1997-12-21 00:00:00.0
Evaluation Responsible Agency:	State
Found Violation:	No
Evaluation Type Description:	COMPLIANCE EVALUATION INSPECTION ON-SITE
Evaluation Responsible Person Identifier:	R9EPA
Evaluation Responsible Sub-Organization:	Not reported
Actual Return to Compliance Date:	Not reported

BROCO INC (Continued) **1000176809**

Scheduled Compliance Date:	Not reported
Date of Request:	Not reported
Date Response Received:	Not reported
Request Agency:	Not reported
Former Citation:	Not reported
Evaluation Date:	1993-03-15 00:00:00.0
Evaluation Responsible Agency:	State
Found Violation:	Yes
Evaluation Type Description:	COMPLIANCE EVALUATION INSPECTION ON-SITE
Evaluation Responsible Person Identifier:	R9STA
Evaluation Responsible Sub-Organization:	Not reported
Actual Return to Compliance Date:	1994-05-05 00:00:00.0
Scheduled Compliance Date:	Not reported
Date of Request:	Not reported
Date Response Received:	Not reported
Request Agency:	Not reported
Former Citation:	Not reported
Evaluation Date:	1994-03-24 00:00:00.0
Evaluation Responsible Agency:	State
Found Violation:	Yes
Evaluation Type Description:	COMPLIANCE EVALUATION INSPECTION ON-SITE
Evaluation Responsible Person Identifier:	R9STA
Evaluation Responsible Sub-Organization:	Not reported
Actual Return to Compliance Date:	1995-01-07 00:00:00.0
Scheduled Compliance Date:	Not reported
Date of Request:	Not reported
Date Response Received:	Not reported
Request Agency:	Not reported
Former Citation:	Not reported
Evaluation Date:	1999-02-26 00:00:00.0
Evaluation Responsible Agency:	State
Found Violation:	Yes
Evaluation Type Description:	FOLLOW-UP INSPECTION
Evaluation Responsible Person Identifier:	Not reported
Evaluation Responsible Sub-Organization:	Not reported
Actual Return to Compliance Date:	1999-03-12 00:00:00.0
Scheduled Compliance Date:	Not reported
Date of Request:	Not reported
Date Response Received:	Not reported
Request Agency:	Not reported
Former Citation:	Not reported
Evaluation Date:	1994-03-24 00:00:00.0
Evaluation Responsible Agency:	State
Found Violation:	Yes
Evaluation Type Description:	COMPLIANCE EVALUATION INSPECTION ON-SITE
Evaluation Responsible Person Identifier:	R9STA
Evaluation Responsible Sub-Organization:	Not reported
Actual Return to Compliance Date:	1995-01-07 00:00:00.0
Scheduled Compliance Date:	Not reported
Date of Request:	Not reported
Date Response Received:	Not reported
Request Agency:	Not reported
Former Citation:	Not reported

BROCO INC (Continued) **1000176809**

Evaluation Date:	1999-07-28 00:00:00.0
Evaluation Responsible Agency:	State
Found Violation:	Yes
Evaluation Type Description:	FOLLOW-UP INSPECTION
Evaluation Responsible Person Identifier:	Not reported
Evaluation Responsible Sub-Organization:	Not reported
Actual Return to Compliance Date:	1999-08-05 00:00:00.0
Scheduled Compliance Date:	Not reported
Date of Request:	Not reported
Date Response Received:	Not reported
Request Agency:	Not reported
Former Citation:	Not reported

Evaluation Date:	2002-06-25 00:00:00.0
Evaluation Responsible Agency:	State
Found Violation:	No
Evaluation Type Description:	NOT A SIGNIFICANT NON-COMPLIER
Evaluation Responsible Person Identifier:	Not reported
Evaluation Responsible Sub-Organization:	Not reported
Actual Return to Compliance Date:	Not reported
Scheduled Compliance Date:	Not reported
Date of Request:	Not reported
Date Response Received:	Not reported
Request Agency:	Not reported
Former Citation:	Not reported

Evaluation Date:	1998-12-21 00:00:00.0
Evaluation Responsible Agency:	State
Found Violation:	Yes
Evaluation Type Description:	COMPLIANCE EVALUATION INSPECTION ON-SITE
Evaluation Responsible Person Identifier:	R9STA
Evaluation Responsible Sub-Organization:	Not reported
Actual Return to Compliance Date:	1998-12-21 00:00:00.0
Scheduled Compliance Date:	1999-01-21 00:00:00.0
Date of Request:	Not reported
Date Response Received:	Not reported
Request Agency:	Not reported
Former Citation:	Not reported

Evaluation Date:	2000-09-25 00:00:00.0
Evaluation Responsible Agency:	State
Found Violation:	Yes
Evaluation Type Description:	COMPLIANCE EVALUATION INSPECTION ON-SITE
Evaluation Responsible Person Identifier:	Not reported
Evaluation Responsible Sub-Organization:	Not reported
Actual Return to Compliance Date:	2000-11-29 00:00:00.0
Scheduled Compliance Date:	Not reported
Date of Request:	Not reported
Date Response Received:	Not reported
Request Agency:	Not reported
Former Citation:	Not reported

Evaluation Date:	1998-06-30 00:00:00.0
Evaluation Responsible Agency:	State
Found Violation:	No
Evaluation Type Description:	COMPLIANCE EVALUATION INSPECTION ON-SITE
Evaluation Responsible Person Identifier:	R9STA

BROCO INC (Continued) **1000176809**

Evaluation Responsible Sub-Organization:	Not reported
Actual Return to Compliance Date:	Not reported
Scheduled Compliance Date:	Not reported
Date of Request:	Not reported
Date Response Received:	Not reported
Request Agency:	Not reported
Former Citation:	Not reported

Evaluation Date:	1996-06-18 00:00:00.0
Evaluation Responsible Agency:	State
Found Violation:	Yes
Evaluation Type Description:	FOLLOW-UP INSPECTION
Evaluation Responsible Person Identifier:	R9STA
Evaluation Responsible Sub-Organization:	Not reported
Actual Return to Compliance Date:	1997-12-16 00:00:00.0
Scheduled Compliance Date:	Not reported
Date of Request:	Not reported
Date Response Received:	Not reported
Request Agency:	Not reported
Former Citation:	Not reported

Evaluation Date:	1998-09-22 00:00:00.0
Evaluation Responsible Agency:	State
Found Violation:	Yes
Evaluation Type Description:	COMPLIANCE EVALUATION INSPECTION ON-SITE
Evaluation Responsible Person Identifier:	R9STA
Evaluation Responsible Sub-Organization:	Not reported
Actual Return to Compliance Date:	1998-09-22 00:00:00.0
Scheduled Compliance Date:	1998-09-22 00:00:00.0
Date of Request:	Not reported
Date Response Received:	Not reported
Request Agency:	Not reported
Former Citation:	Not reported

Evaluation Date:	2000-09-25 00:00:00.0
Evaluation Responsible Agency:	State
Found Violation:	Yes
Evaluation Type Description:	COMPLIANCE EVALUATION INSPECTION ON-SITE
Evaluation Responsible Person Identifier:	Not reported
Evaluation Responsible Sub-Organization:	Not reported
Actual Return to Compliance Date:	2002-06-26 00:00:00.0
Scheduled Compliance Date:	Not reported
Date of Request:	Not reported
Date Response Received:	Not reported
Request Agency:	Not reported
Former Citation:	Not reported

Evaluation Date:	1999-02-26 00:00:00.0
Evaluation Responsible Agency:	State
Found Violation:	Yes
Evaluation Type Description:	FOLLOW-UP INSPECTION
Evaluation Responsible Person Identifier:	Not reported
Evaluation Responsible Sub-Organization:	Not reported
Actual Return to Compliance Date:	1999-03-12 00:00:00.0
Scheduled Compliance Date:	Not reported
Date of Request:	Not reported
Date Response Received:	Not reported

BROCO INC (Continued) **1000176809**

Request Agency:	Not reported
Former Citation:	Not reported
Evaluation Date:	2004-07-13 00:00:00.0
Evaluation Responsible Agency:	State
Found Violation:	Yes
Evaluation Type Description:	COMPLIANCE EVALUATION INSPECTION ON-SITE
Evaluation Responsible Person Identifier:	Not reported
Evaluation Responsible Sub-Organization:	Not reported
Actual Return to Compliance Date:	2004-10-01 00:00:00.0
Scheduled Compliance Date:	Not reported
Date of Request:	Not reported
Date Response Received:	Not reported
Request Agency:	Not reported
Former Citation:	Not reported
Evaluation Date:	1986-11-26 00:00:00.0
Evaluation Responsible Agency:	State
Found Violation:	Yes
Evaluation Type Description:	FINANCIAL RECORD REVIEW
Evaluation Responsible Person Identifier:	R9STA
Evaluation Responsible Sub-Organization:	Not reported
Actual Return to Compliance Date:	1998-11-15 00:00:00.0
Scheduled Compliance Date:	Not reported
Date of Request:	Not reported
Date Response Received:	Not reported
Request Agency:	Not reported
Former Citation:	Not reported
Evaluation Date:	2004-07-13 00:00:00.0
Evaluation Responsible Agency:	State
Found Violation:	Yes
Evaluation Type Description:	COMPLIANCE EVALUATION INSPECTION ON-SITE
Evaluation Responsible Person Identifier:	Not reported
Evaluation Responsible Sub-Organization:	Not reported
Actual Return to Compliance Date:	2004-08-23 00:00:00.0
Scheduled Compliance Date:	Not reported
Date of Request:	Not reported
Date Response Received:	Not reported
Request Agency:	Not reported
Former Citation:	Not reported
Evaluation Date:	1999-04-22 00:00:00.0
Evaluation Responsible Agency:	State
Found Violation:	Yes
Evaluation Type Description:	COMPLIANCE EVALUATION INSPECTION ON-SITE
Evaluation Responsible Person Identifier:	Not reported
Evaluation Responsible Sub-Organization:	Not reported
Actual Return to Compliance Date:	1999-04-30 00:00:00.0
Scheduled Compliance Date:	Not reported
Date of Request:	Not reported
Date Response Received:	Not reported
Request Agency:	Not reported
Former Citation:	Not reported
Evaluation Date:	1994-03-24 00:00:00.0
Evaluation Responsible Agency:	State

BROCO INC (Continued) **1000176809**

Found Violation:	Yes
Evaluation Type Description:	COMPLIANCE EVALUATION INSPECTION ON-SITE
Evaluation Responsible Person Identifier:	R9STA
Evaluation Responsible Sub-Organization:	Not reported
Actual Return to Compliance Date:	1995-01-07 00:00:00.0
Scheduled Compliance Date:	Not reported
Date of Request:	Not reported
Date Response Received:	Not reported
Request Agency:	Not reported
Former Citation:	Not reported

Evaluation Date:	1996-06-18 00:00:00.0
Evaluation Responsible Agency:	State
Found Violation:	Yes
Evaluation Type Description:	FOLLOW-UP INSPECTION
Evaluation Responsible Person Identifier:	R9STA
Evaluation Responsible Sub-Organization:	Not reported
Actual Return to Compliance Date:	1997-12-16 00:00:00.0
Scheduled Compliance Date:	Not reported
Date of Request:	Not reported
Date Response Received:	Not reported
Request Agency:	Not reported
Former Citation:	Not reported

Evaluation Date:	2004-07-13 00:00:00.0
Evaluation Responsible Agency:	State
Found Violation:	Yes
Evaluation Type Description:	COMPLIANCE EVALUATION INSPECTION ON-SITE
Evaluation Responsible Person Identifier:	Not reported
Evaluation Responsible Sub-Organization:	Not reported
Actual Return to Compliance Date:	2004-10-01 00:00:00.0
Scheduled Compliance Date:	Not reported
Date of Request:	Not reported
Date Response Received:	Not reported
Request Agency:	Not reported
Former Citation:	Not reported

Evaluation Date:	1998-12-21 00:00:00.0
Evaluation Responsible Agency:	State
Found Violation:	Yes
Evaluation Type Description:	COMPLIANCE EVALUATION INSPECTION ON-SITE
Evaluation Responsible Person Identifier:	Not reported
Evaluation Responsible Sub-Organization:	Not reported
Actual Return to Compliance Date:	1998-12-21 00:00:00.0
Scheduled Compliance Date:	Not reported
Date of Request:	Not reported
Date Response Received:	Not reported
Request Agency:	Not reported
Former Citation:	Not reported

Evaluation Date:	1999-02-26 00:00:00.0
Evaluation Responsible Agency:	State
Found Violation:	Yes
Evaluation Type Description:	FOLLOW-UP INSPECTION
Evaluation Responsible Person Identifier:	Not reported
Evaluation Responsible Sub-Organization:	Not reported
Actual Return to Compliance Date:	1999-03-12 00:00:00.0

BROCO INC (Continued) **1000176809**

Scheduled Compliance Date:	Not reported
Date of Request:	Not reported
Date Response Received:	Not reported
Request Agency:	Not reported
Former Citation:	Not reported
Evaluation Date:	1999-04-22 00:00:00.0
Evaluation Responsible Agency:	State
Found Violation:	Yes
Evaluation Type Description:	COMPLIANCE EVALUATION INSPECTION ON-SITE
Evaluation Responsible Person Identifier:	Not reported
Evaluation Responsible Sub-Organization:	Not reported
Actual Return to Compliance Date:	1999-04-30 00:00:00.0
Scheduled Compliance Date:	Not reported
Date of Request:	Not reported
Date Response Received:	Not reported
Request Agency:	Not reported
Former Citation:	Not reported
Evaluation Date:	2004-07-13 00:00:00.0
Evaluation Responsible Agency:	State
Found Violation:	Yes
Evaluation Type Description:	COMPLIANCE EVALUATION INSPECTION ON-SITE
Evaluation Responsible Person Identifier:	Not reported
Evaluation Responsible Sub-Organization:	Not reported
Actual Return to Compliance Date:	2004-10-01 00:00:00.0
Scheduled Compliance Date:	Not reported
Date of Request:	Not reported
Date Response Received:	Not reported
Request Agency:	Not reported
Former Citation:	Not reported
Evaluation Date:	2000-12-12 00:00:00.0
Evaluation Responsible Agency:	State
Found Violation:	No
Evaluation Type Description:	FOLLOW-UP INSPECTION
Evaluation Responsible Person Identifier:	Not reported
Evaluation Responsible Sub-Organization:	Not reported
Actual Return to Compliance Date:	Not reported
Scheduled Compliance Date:	Not reported
Date of Request:	Not reported
Date Response Received:	Not reported
Request Agency:	Not reported
Former Citation:	Not reported
Evaluation Date:	1994-12-21 00:00:00.0
Evaluation Responsible Agency:	State
Found Violation:	Yes
Evaluation Type Description:	COMPLIANCE EVALUATION INSPECTION ON-SITE
Evaluation Responsible Person Identifier:	R9STA
Evaluation Responsible Sub-Organization:	Not reported
Actual Return to Compliance Date:	1995-01-07 00:00:00.0
Scheduled Compliance Date:	Not reported
Date of Request:	Not reported
Date Response Received:	Not reported
Request Agency:	Not reported
Former Citation:	Not reported

BROCO INC (Continued) **1000176809**

Evaluation Date:	2004-07-13 00:00:00.0
Evaluation Responsible Agency:	State
Found Violation:	Yes
Evaluation Type Description:	COMPLIANCE EVALUATION INSPECTION ON-SITE
Evaluation Responsible Person Identifier:	Not reported
Evaluation Responsible Sub-Organization:	Not reported
Actual Return to Compliance Date:	2004-10-01 00:00:00.0
Scheduled Compliance Date:	Not reported
Date of Request:	Not reported
Date Response Received:	Not reported
Request Agency:	Not reported
Former Citation:	Not reported

Evaluation Date:	1996-06-18 00:00:00.0
Evaluation Responsible Agency:	State
Found Violation:	Yes
Evaluation Type Description:	FOLLOW-UP INSPECTION
Evaluation Responsible Person Identifier:	R9STA
Evaluation Responsible Sub-Organization:	Not reported
Actual Return to Compliance Date:	1997-12-16 00:00:00.0
Scheduled Compliance Date:	Not reported
Date of Request:	Not reported
Date Response Received:	Not reported
Request Agency:	Not reported
Former Citation:	Not reported

Evaluation Date:	2004-07-13 00:00:00.0
Evaluation Responsible Agency:	State
Found Violation:	Yes
Evaluation Type Description:	COMPLIANCE EVALUATION INSPECTION ON-SITE
Evaluation Responsible Person Identifier:	Not reported
Evaluation Responsible Sub-Organization:	Not reported
Actual Return to Compliance Date:	2004-08-23 00:00:00.0
Scheduled Compliance Date:	Not reported
Date of Request:	Not reported
Date Response Received:	Not reported
Request Agency:	Not reported
Former Citation:	Not reported

Evaluation Date:	2001-06-14 00:00:00.0
Evaluation Responsible Agency:	State
Found Violation:	Yes
Evaluation Type Description:	FINANCIAL RECORD REVIEW
Evaluation Responsible Person Identifier:	Not reported
Evaluation Responsible Sub-Organization:	Not reported
Actual Return to Compliance Date:	2002-06-25 00:00:00.0
Scheduled Compliance Date:	Not reported
Date of Request:	Not reported
Date Response Received:	Not reported
Request Agency:	Not reported
Former Citation:	Not reported

Evaluation Date:	2004-07-13 00:00:00.0
Evaluation Responsible Agency:	State
Found Violation:	Yes
Evaluation Type Description:	COMPLIANCE EVALUATION INSPECTION ON-SITE
Evaluation Responsible Person Identifier:	Not reported

BROCO INC (Continued) **1000176809**

Evaluation Responsible Sub-Organization:	Not reported
Actual Return to Compliance Date:	2004-10-01 00:00:00.0
Scheduled Compliance Date:	Not reported
Date of Request:	Not reported
Date Response Received:	Not reported
Request Agency:	Not reported
Former Citation:	Not reported

Evaluation Date:	1986-11-26 00:00:00.0
Evaluation Responsible Agency:	State
Found Violation:	Yes
Evaluation Type Description:	FINANCIAL RECORD REVIEW
Evaluation Responsible Person Identifier:	R9STA
Evaluation Responsible Sub-Organization:	Not reported
Actual Return to Compliance Date:	1998-11-15 00:00:00.0
Scheduled Compliance Date:	Not reported
Date of Request:	Not reported
Date Response Received:	Not reported
Request Agency:	Not reported
Former Citation:	Not reported

Evaluation Date:	1999-04-22 00:00:00.0
Evaluation Responsible Agency:	State
Found Violation:	Yes
Evaluation Type Description:	COMPLIANCE EVALUATION INSPECTION ON-SITE
Evaluation Responsible Person Identifier:	Not reported
Evaluation Responsible Sub-Organization:	Not reported
Actual Return to Compliance Date:	1999-04-30 00:00:00.0
Scheduled Compliance Date:	Not reported
Date of Request:	Not reported
Date Response Received:	Not reported
Request Agency:	Not reported
Former Citation:	Not reported

Evaluation Date:	2001-01-24 00:00:00.0
Evaluation Responsible Agency:	State
Found Violation:	Yes
Evaluation Type Description:	COMPLIANCE EVALUATION INSPECTION ON-SITE
Evaluation Responsible Person Identifier:	Not reported
Evaluation Responsible Sub-Organization:	Not reported
Actual Return to Compliance Date:	2001-09-06 00:00:00.0
Scheduled Compliance Date:	Not reported
Date of Request:	Not reported
Date Response Received:	Not reported
Request Agency:	Not reported
Former Citation:	Not reported

Evaluation Date:	2000-09-25 00:00:00.0
Evaluation Responsible Agency:	State
Found Violation:	Yes
Evaluation Type Description:	COMPLIANCE EVALUATION INSPECTION ON-SITE
Evaluation Responsible Person Identifier:	Not reported
Evaluation Responsible Sub-Organization:	Not reported
Actual Return to Compliance Date:	2000-11-29 00:00:00.0
Scheduled Compliance Date:	Not reported
Date of Request:	Not reported
Date Response Received:	Not reported

BROCO INC (Continued) **1000176809**

Request Agency:	Not reported
Former Citation:	Not reported
Evaluation Date:	1995-11-27 00:00:00.0
Evaluation Responsible Agency:	State
Found Violation:	Yes
Evaluation Type Description:	COMPLIANCE EVALUATION INSPECTION ON-SITE
Evaluation Responsible Person Identifier:	R9STA
Evaluation Responsible Sub-Organization:	Not reported
Actual Return to Compliance Date:	1995-11-28 00:00:00.0
Scheduled Compliance Date:	Not reported
Date of Request:	Not reported
Date Response Received:	Not reported
Request Agency:	Not reported
Former Citation:	Not reported
Evaluation Date:	1986-11-26 00:00:00.0
Evaluation Responsible Agency:	State
Found Violation:	Yes
Evaluation Type Description:	FINANCIAL RECORD REVIEW
Evaluation Responsible Person Identifier:	R9STA
Evaluation Responsible Sub-Organization:	Not reported
Actual Return to Compliance Date:	1998-11-15 00:00:00.0
Scheduled Compliance Date:	Not reported
Date of Request:	Not reported
Date Response Received:	Not reported
Request Agency:	Not reported
Former Citation:	Not reported
Evaluation Date:	1989-10-30 00:00:00.0
Evaluation Responsible Agency:	State
Found Violation:	Yes
Evaluation Type Description:	FINANCIAL RECORD REVIEW
Evaluation Responsible Person Identifier:	R9STA
Evaluation Responsible Sub-Organization:	Not reported
Actual Return to Compliance Date:	1989-11-15 00:00:00.0
Scheduled Compliance Date:	Not reported
Date of Request:	Not reported
Date Response Received:	Not reported
Request Agency:	Not reported
Former Citation:	Not reported
Evaluation Date:	2004-07-13 00:00:00.0
Evaluation Responsible Agency:	State
Found Violation:	Yes
Evaluation Type Description:	COMPLIANCE EVALUATION INSPECTION ON-SITE
Evaluation Responsible Person Identifier:	Not reported
Evaluation Responsible Sub-Organization:	Not reported
Actual Return to Compliance Date:	2004-10-01 00:00:00.0
Scheduled Compliance Date:	Not reported
Date of Request:	Not reported
Date Response Received:	Not reported
Request Agency:	Not reported
Former Citation:	Not reported
Evaluation Date:	1997-12-16 00:00:00.0
Evaluation Responsible Agency:	State

BROCO INC (Continued) **1000176809**

Found Violation:	No
Evaluation Type Description:	COMPLIANCE EVALUATION INSPECTION ON-SITE
Evaluation Responsible Person Identifier:	R9STA
Evaluation Responsible Sub-Organization:	Not reported
Actual Return to Compliance Date:	Not reported
Scheduled Compliance Date:	Not reported
Date of Request:	Not reported
Date Response Received:	Not reported
Request Agency:	Not reported
Former Citation:	Not reported

Evaluation Date:	1999-02-26 00:00:00.0
Evaluation Responsible Agency:	State
Found Violation:	Yes
Evaluation Type Description:	FOLLOW-UP INSPECTION
Evaluation Responsible Person Identifier:	Not reported
Evaluation Responsible Sub-Organization:	Not reported
Actual Return to Compliance Date:	1999-03-12 00:00:00.0
Scheduled Compliance Date:	Not reported
Date of Request:	Not reported
Date Response Received:	Not reported
Request Agency:	Not reported
Former Citation:	Not reported

Evaluation Date:	1986-11-26 00:00:00.0
Evaluation Responsible Agency:	State
Found Violation:	Yes
Evaluation Type Description:	FINANCIAL RECORD REVIEW
Evaluation Responsible Person Identifier:	R9STA
Evaluation Responsible Sub-Organization:	Not reported
Actual Return to Compliance Date:	1998-11-15 00:00:00.0
Scheduled Compliance Date:	Not reported
Date of Request:	Not reported
Date Response Received:	Not reported
Request Agency:	Not reported
Former Citation:	Not reported

Evaluation Date:	2004-07-13 00:00:00.0
Evaluation Responsible Agency:	State
Found Violation:	Yes
Evaluation Type Description:	COMPLIANCE EVALUATION INSPECTION ON-SITE
Evaluation Responsible Person Identifier:	Not reported
Evaluation Responsible Sub-Organization:	Not reported
Actual Return to Compliance Date:	2004-08-23 00:00:00.0
Scheduled Compliance Date:	Not reported
Date of Request:	Not reported
Date Response Received:	Not reported
Request Agency:	Not reported
Former Citation:	Not reported

Evaluation Date:	1999-07-28 00:00:00.0
Evaluation Responsible Agency:	State
Found Violation:	Yes
Evaluation Type Description:	FOLLOW-UP INSPECTION
Evaluation Responsible Person Identifier:	Not reported
Evaluation Responsible Sub-Organization:	Not reported
Actual Return to Compliance Date:	1999-08-05 00:00:00.0

BROCO INC (Continued) **1000176809**

Scheduled Compliance Date:	Not reported
Date of Request:	Not reported
Date Response Received:	Not reported
Request Agency:	Not reported
Former Citation:	Not reported
Evaluation Date:	1998-12-21 00:00:00.0
Evaluation Responsible Agency:	State
Found Violation:	Yes
Evaluation Type Description:	COMPLIANCE EVALUATION INSPECTION ON-SITE
Evaluation Responsible Person Identifier:	Not reported
Evaluation Responsible Sub-Organization:	Not reported
Actual Return to Compliance Date:	1998-12-21 00:00:00.0
Scheduled Compliance Date:	Not reported
Date of Request:	Not reported
Date Response Received:	Not reported
Request Agency:	Not reported
Former Citation:	Not reported
Evaluation Date:	1996-12-17 00:00:00.0
Evaluation Responsible Agency:	State
Found Violation:	Yes
Evaluation Type Description:	COMPLIANCE EVALUATION INSPECTION ON-SITE
Evaluation Responsible Person Identifier:	R9STA
Evaluation Responsible Sub-Organization:	Not reported
Actual Return to Compliance Date:	1997-12-16 00:00:00.0
Scheduled Compliance Date:	1997-01-17 00:00:00.0
Date of Request:	Not reported
Date Response Received:	Not reported
Request Agency:	Not reported
Former Citation:	Not reported
Evaluation Date:	1999-07-28 00:00:00.0
Evaluation Responsible Agency:	State
Found Violation:	Yes
Evaluation Type Description:	FOLLOW-UP INSPECTION
Evaluation Responsible Person Identifier:	Not reported
Evaluation Responsible Sub-Organization:	Not reported
Actual Return to Compliance Date:	1999-08-05 00:00:00.0
Scheduled Compliance Date:	Not reported
Date of Request:	Not reported
Date Response Received:	Not reported
Request Agency:	Not reported
Former Citation:	Not reported
Evaluation Date:	1999-07-28 00:00:00.0
Evaluation Responsible Agency:	State
Found Violation:	Yes
Evaluation Type Description:	FOLLOW-UP INSPECTION
Evaluation Responsible Person Identifier:	Not reported
Evaluation Responsible Sub-Organization:	Not reported
Actual Return to Compliance Date:	1999-08-05 00:00:00.0
Scheduled Compliance Date:	Not reported
Date of Request:	Not reported
Date Response Received:	Not reported
Request Agency:	Not reported
Former Citation:	Not reported

BROCO INC (Continued) **1000176809**

Evaluation Date:	1998-02-26 00:00:00.0
Evaluation Responsible Agency:	State
Found Violation:	No
Evaluation Type Description:	COMPLIANCE EVALUATION INSPECTION ON-SITE
Evaluation Responsible Person Identifier:	R9STA
Evaluation Responsible Sub-Organization:	Not reported
Actual Return to Compliance Date:	Not reported
Scheduled Compliance Date:	Not reported
Date of Request:	Not reported
Date Response Received:	Not reported
Request Agency:	Not reported
Former Citation:	Not reported

Evaluation Date:	1999-02-26 00:00:00.0
Evaluation Responsible Agency:	State
Found Violation:	Yes
Evaluation Type Description:	FOLLOW-UP INSPECTION
Evaluation Responsible Person Identifier:	Not reported
Evaluation Responsible Sub-Organization:	Not reported
Actual Return to Compliance Date:	1999-03-12 00:00:00.0
Scheduled Compliance Date:	Not reported
Date of Request:	Not reported
Date Response Received:	Not reported
Request Agency:	Not reported
Former Citation:	Not reported

Evaluation Date:	1996-06-18 00:00:00.0
Evaluation Responsible Agency:	State
Found Violation:	Yes
Evaluation Type Description:	FOLLOW-UP INSPECTION
Evaluation Responsible Person Identifier:	R9STA
Evaluation Responsible Sub-Organization:	Not reported
Actual Return to Compliance Date:	1997-12-16 00:00:00.0
Scheduled Compliance Date:	Not reported
Date of Request:	Not reported
Date Response Received:	Not reported
Request Agency:	Not reported
Former Citation:	Not reported

Evaluation Date:	2004-07-13 00:00:00.0
Evaluation Responsible Agency:	State
Found Violation:	Yes
Evaluation Type Description:	COMPLIANCE EVALUATION INSPECTION ON-SITE
Evaluation Responsible Person Identifier:	Not reported
Evaluation Responsible Sub-Organization:	Not reported
Actual Return to Compliance Date:	2004-10-01 00:00:00.0
Scheduled Compliance Date:	Not reported
Date of Request:	Not reported
Date Response Received:	Not reported
Request Agency:	Not reported
Former Citation:	Not reported

Evaluation Date:	1994-03-24 00:00:00.0
Evaluation Responsible Agency:	State
Found Violation:	Yes
Evaluation Type Description:	COMPLIANCE EVALUATION INSPECTION ON-SITE
Evaluation Responsible Person Identifier:	R9STA

BROCO INC (Continued) **1000176809**

Evaluation Responsible Sub-Organization:	Not reported
Actual Return to Compliance Date:	1995-01-07 00:00:00.0
Scheduled Compliance Date:	Not reported
Date of Request:	Not reported
Date Response Received:	Not reported
Request Agency:	Not reported
Former Citation:	Not reported

Evaluation Date:	2000-09-25 00:00:00.0
Evaluation Responsible Agency:	State
Found Violation:	Yes
Evaluation Type Description:	COMPLIANCE EVALUATION INSPECTION ON-SITE
Evaluation Responsible Person Identifier:	Not reported
Evaluation Responsible Sub-Organization:	Not reported
Actual Return to Compliance Date:	2000-11-29 00:00:00.0
Scheduled Compliance Date:	Not reported
Date of Request:	Not reported
Date Response Received:	Not reported
Request Agency:	Not reported
Former Citation:	Not reported

Evaluation Date:	1999-03-12 00:00:00.0
Evaluation Responsible Agency:	State
Found Violation:	No
Evaluation Type Description:	NOT A SIGNIFICANT NON-COMPLIER
Evaluation Responsible Person Identifier:	Not reported
Evaluation Responsible Sub-Organization:	Not reported
Actual Return to Compliance Date:	Not reported
Scheduled Compliance Date:	Not reported
Date of Request:	Not reported
Date Response Received:	Not reported
Request Agency:	Not reported
Former Citation:	Not reported

Evaluation Date:	2002-06-26 00:00:00.0
Evaluation Responsible Agency:	State
Found Violation:	No
Evaluation Type Description:	COMPLIANCE EVALUATION INSPECTION ON-SITE
Evaluation Responsible Person Identifier:	Not reported
Evaluation Responsible Sub-Organization:	Not reported
Actual Return to Compliance Date:	Not reported
Scheduled Compliance Date:	Not reported
Date of Request:	Not reported
Date Response Received:	Not reported
Request Agency:	Not reported
Former Citation:	Not reported

Evaluation Date:	2001-01-24 00:00:00.0
Evaluation Responsible Agency:	State
Found Violation:	Yes
Evaluation Type Description:	COMPLIANCE EVALUATION INSPECTION ON-SITE
Evaluation Responsible Person Identifier:	Not reported
Evaluation Responsible Sub-Organization:	Not reported
Actual Return to Compliance Date:	2001-09-06 00:00:00.0
Scheduled Compliance Date:	Not reported
Date of Request:	Not reported
Date Response Received:	Not reported

BROCO INC (Continued) **1000176809**

Request Agency:	Not reported
Former Citation:	Not reported
Evaluation Date:	1999-07-28 00:00:00.0
Evaluation Responsible Agency:	State
Found Violation:	Yes
Evaluation Type Description:	FOLLOW-UP INSPECTION
Evaluation Responsible Person Identifier:	Not reported
Evaluation Responsible Sub-Organization:	Not reported
Actual Return to Compliance Date:	1999-07-29 00:00:00.0
Scheduled Compliance Date:	Not reported
Date of Request:	Not reported
Date Response Received:	Not reported
Request Agency:	Not reported
Former Citation:	Not reported
Evaluation Date:	2000-09-28 00:00:00.0
Evaluation Responsible Agency:	State
Found Violation:	Yes
Evaluation Type Description:	FINANCIAL RECORD REVIEW
Evaluation Responsible Person Identifier:	Not reported
Evaluation Responsible Sub-Organization:	Not reported
Actual Return to Compliance Date:	2000-11-29 00:00:00.0
Scheduled Compliance Date:	Not reported
Date of Request:	Not reported
Date Response Received:	Not reported
Request Agency:	Not reported
Former Citation:	Not reported
Evaluation Date:	2001-01-24 00:00:00.0
Evaluation Responsible Agency:	State
Found Violation:	Yes
Evaluation Type Description:	COMPLIANCE EVALUATION INSPECTION ON-SITE
Evaluation Responsible Person Identifier:	Not reported
Evaluation Responsible Sub-Organization:	Not reported
Actual Return to Compliance Date:	2001-09-06 00:00:00.0
Scheduled Compliance Date:	Not reported
Date of Request:	Not reported
Date Response Received:	Not reported
Request Agency:	Not reported
Former Citation:	Not reported
Evaluation Date:	2004-08-23 00:00:00.0
Evaluation Responsible Agency:	State
Found Violation:	No
Evaluation Type Description:	NOT A SIGNIFICANT NON-COMPLIER
Evaluation Responsible Person Identifier:	Not reported
Evaluation Responsible Sub-Organization:	Not reported
Actual Return to Compliance Date:	Not reported
Scheduled Compliance Date:	Not reported
Date of Request:	Not reported
Date Response Received:	Not reported
Request Agency:	Not reported
Former Citation:	Not reported
Evaluation Date:	1999-07-28 00:00:00.0
Evaluation Responsible Agency:	State

BROCO INC (Continued) **1000176809**

Found Violation:	Yes
Evaluation Type Description:	FOLLOW-UP INSPECTION
Evaluation Responsible Person Identifier:	Not reported
Evaluation Responsible Sub-Organization:	Not reported
Actual Return to Compliance Date:	1999-08-05 00:00:00.0
Scheduled Compliance Date:	Not reported
Date of Request:	Not reported
Date Response Received:	Not reported
Request Agency:	Not reported
Former Citation:	Not reported

Evaluation Date:	1998-09-22 00:00:00.0
Evaluation Responsible Agency:	State
Found Violation:	Yes
Evaluation Type Description:	COMPLIANCE EVALUATION INSPECTION ON-SITE
Evaluation Responsible Person Identifier:	R9STA
Evaluation Responsible Sub-Organization:	Not reported
Actual Return to Compliance Date:	1998-09-22 00:00:00.0
Scheduled Compliance Date:	1998-09-22 00:00:00.0
Date of Request:	Not reported
Date Response Received:	Not reported
Request Agency:	Not reported
Former Citation:	Not reported

Evaluation Date:	2004-06-29 00:00:00.0
Evaluation Responsible Agency:	State
Found Violation:	No
Evaluation Type Description:	FINANCIAL RECORD REVIEW
Evaluation Responsible Person Identifier:	Not reported
Evaluation Responsible Sub-Organization:	Not reported
Actual Return to Compliance Date:	Not reported
Scheduled Compliance Date:	Not reported
Date of Request:	Not reported
Date Response Received:	Not reported
Request Agency:	Not reported
Former Citation:	Not reported

Evaluation Date:	2004-07-13 00:00:00.0
Evaluation Responsible Agency:	State
Found Violation:	Yes
Evaluation Type Description:	COMPLIANCE EVALUATION INSPECTION ON-SITE
Evaluation Responsible Person Identifier:	Not reported
Evaluation Responsible Sub-Organization:	Not reported
Actual Return to Compliance Date:	2004-10-01 00:00:00.0
Scheduled Compliance Date:	Not reported
Date of Request:	Not reported
Date Response Received:	Not reported
Request Agency:	Not reported
Former Citation:	Not reported

Evaluation Date:	2001-01-24 00:00:00.0
Evaluation Responsible Agency:	State
Found Violation:	Yes
Evaluation Type Description:	COMPLIANCE EVALUATION INSPECTION ON-SITE
Evaluation Responsible Person Identifier:	Not reported
Evaluation Responsible Sub-Organization:	Not reported
Actual Return to Compliance Date:	2001-09-06 00:00:00.0

BROCO INC (Continued) **1000176809**

Scheduled Compliance Date:	Not reported
Date of Request:	Not reported
Date Response Received:	Not reported
Request Agency:	Not reported
Former Citation:	Not reported
Evaluation Date:	2001-01-24 00:00:00.0
Evaluation Responsible Agency:	State
Found Violation:	No
Evaluation Type Description:	SIGNIFICANT NON-COMPLIER
Evaluation Responsible Person Identifier:	Not reported
Evaluation Responsible Sub-Organization:	Not reported
Actual Return to Compliance Date:	Not reported
Scheduled Compliance Date:	Not reported
Date of Request:	Not reported
Date Response Received:	Not reported
Request Agency:	Not reported
Former Citation:	Not reported
Evaluation Date:	1993-03-15 00:00:00.0
Evaluation Responsible Agency:	State
Found Violation:	Yes
Evaluation Type Description:	COMPLIANCE EVALUATION INSPECTION ON-SITE
Evaluation Responsible Person Identifier:	R9STA
Evaluation Responsible Sub-Organization:	Not reported
Actual Return to Compliance Date:	1994-05-05 00:00:00.0
Scheduled Compliance Date:	Not reported
Date of Request:	Not reported
Date Response Received:	Not reported
Request Agency:	Not reported
Former Citation:	Not reported
Evaluation Date:	1996-06-18 00:00:00.0
Evaluation Responsible Agency:	State
Found Violation:	Yes
Evaluation Type Description:	FOLLOW-UP INSPECTION
Evaluation Responsible Person Identifier:	R9STA
Evaluation Responsible Sub-Organization:	Not reported
Actual Return to Compliance Date:	1997-12-16 00:00:00.0
Scheduled Compliance Date:	Not reported
Date of Request:	Not reported
Date Response Received:	Not reported
Request Agency:	Not reported
Former Citation:	Not reported
Evaluation Date:	1993-03-15 00:00:00.0
Evaluation Responsible Agency:	State
Found Violation:	Yes
Evaluation Type Description:	COMPLIANCE EVALUATION INSPECTION ON-SITE
Evaluation Responsible Person Identifier:	R9STA
Evaluation Responsible Sub-Organization:	Not reported
Actual Return to Compliance Date:	1994-05-05 00:00:00.0
Scheduled Compliance Date:	Not reported
Date of Request:	Not reported
Date Response Received:	Not reported
Request Agency:	Not reported
Former Citation:	Not reported

BROCO INC (Continued) **1000176809**

Evaluation Date:	2001-01-24 00:00:00.0
Evaluation Responsible Agency:	State
Found Violation:	Yes
Evaluation Type Description:	COMPLIANCE EVALUATION INSPECTION ON-SITE
Evaluation Responsible Person Identifier:	Not reported
Evaluation Responsible Sub-Organization:	Not reported
Actual Return to Compliance Date:	2001-09-06 00:00:00.0
Scheduled Compliance Date:	Not reported
Date of Request:	Not reported
Date Response Received:	Not reported
Request Agency:	Not reported
Former Citation:	Not reported

Evaluation Date:	1999-04-22 00:00:00.0
Evaluation Responsible Agency:	State
Found Violation:	No
Evaluation Type Description:	SIGNIFICANT NON-COMPLIER
Evaluation Responsible Person Identifier:	Not reported
Evaluation Responsible Sub-Organization:	Not reported
Actual Return to Compliance Date:	Not reported
Scheduled Compliance Date:	Not reported
Date of Request:	Not reported
Date Response Received:	Not reported
Request Agency:	Not reported
Former Citation:	Not reported

Evaluation Date:	1996-12-17 00:00:00.0
Evaluation Responsible Agency:	State
Found Violation:	Yes
Evaluation Type Description:	COMPLIANCE EVALUATION INSPECTION ON-SITE
Evaluation Responsible Person Identifier:	R9STA
Evaluation Responsible Sub-Organization:	Not reported
Actual Return to Compliance Date:	1997-12-16 00:00:00.0
Scheduled Compliance Date:	1997-01-17 00:00:00.0
Date of Request:	Not reported
Date Response Received:	Not reported
Request Agency:	Not reported
Former Citation:	Not reported

Evaluation Date:	1997-04-10 00:00:00.0
Evaluation Responsible Agency:	State
Found Violation:	Yes
Evaluation Type Description:	COMPLIANCE EVALUATION INSPECTION ON-SITE
Evaluation Responsible Person Identifier:	R9STA
Evaluation Responsible Sub-Organization:	Not reported
Actual Return to Compliance Date:	1997-12-16 00:00:00.0
Scheduled Compliance Date:	Not reported
Date of Request:	Not reported
Date Response Received:	Not reported
Request Agency:	Not reported
Former Citation:	Not reported

Evaluation Date:	1993-03-15 00:00:00.0
Evaluation Responsible Agency:	State
Found Violation:	Yes
Evaluation Type Description:	COMPLIANCE EVALUATION INSPECTION ON-SITE
Evaluation Responsible Person Identifier:	R9STA

BROCO INC (Continued) **1000176809**

Evaluation Responsible Sub-Organization:	Not reported
Actual Return to Compliance Date:	1994-05-05 00:00:00.0
Scheduled Compliance Date:	Not reported
Date of Request:	Not reported
Date Response Received:	Not reported
Request Agency:	Not reported
Former Citation:	Not reported

Evaluation Date:	1999-07-28 00:00:00.0
Evaluation Responsible Agency:	State
Found Violation:	Yes
Evaluation Type Description:	FOLLOW-UP INSPECTION
Evaluation Responsible Person Identifier:	Not reported
Evaluation Responsible Sub-Organization:	Not reported
Actual Return to Compliance Date:	1999-08-05 00:00:00.0
Scheduled Compliance Date:	Not reported
Date of Request:	Not reported
Date Response Received:	Not reported
Request Agency:	Not reported
Former Citation:	Not reported

Evaluation Date:	1999-02-26 00:00:00.0
Evaluation Responsible Agency:	State
Found Violation:	No
Evaluation Type Description:	SIGNIFICANT NON-COMPLIER
Evaluation Responsible Person Identifier:	Not reported
Evaluation Responsible Sub-Organization:	Not reported
Actual Return to Compliance Date:	Not reported
Scheduled Compliance Date:	Not reported
Date of Request:	Not reported
Date Response Received:	Not reported
Request Agency:	Not reported
Former Citation:	Not reported

Evaluation Date:	1998-12-21 00:00:00.0
Evaluation Responsible Agency:	State
Found Violation:	No
Evaluation Type Description:	COMPLIANCE EVALUATION INSPECTION ON-SITE
Evaluation Responsible Person Identifier:	R9EPA
Evaluation Responsible Sub-Organization:	Not reported
Actual Return to Compliance Date:	Not reported
Scheduled Compliance Date:	Not reported
Date of Request:	Not reported
Date Response Received:	Not reported
Request Agency:	Not reported
Former Citation:	Not reported

Evaluation Date:	1991-03-20 00:00:00.0
Evaluation Responsible Agency:	State
Found Violation:	Yes
Evaluation Type Description:	COMPLIANCE EVALUATION INSPECTION ON-SITE
Evaluation Responsible Person Identifier:	R9STA
Evaluation Responsible Sub-Organization:	Not reported
Actual Return to Compliance Date:	1991-05-02 00:00:00.0
Scheduled Compliance Date:	1991-08-02 00:00:00.0
Date of Request:	Not reported
Date Response Received:	Not reported

BROCO INC (Continued) **1000176809**

Request Agency:	Not reported
Former Citation:	Not reported
Evaluation Date:	2001-06-14 00:00:00.0
Evaluation Responsible Agency:	State
Found Violation:	Yes
Evaluation Type Description:	FINANCIAL RECORD REVIEW
Evaluation Responsible Person Identifier:	Not reported
Evaluation Responsible Sub-Organization:	Not reported
Actual Return to Compliance Date:	2002-06-25 00:00:00.0
Scheduled Compliance Date:	Not reported
Date of Request:	Not reported
Date Response Received:	Not reported
Request Agency:	Not reported
Former Citation:	Not reported
Evaluation Date:	1999-04-22 00:00:00.0
Evaluation Responsible Agency:	State
Found Violation:	Yes
Evaluation Type Description:	COMPLIANCE EVALUATION INSPECTION ON-SITE
Evaluation Responsible Person Identifier:	Not reported
Evaluation Responsible Sub-Organization:	Not reported
Actual Return to Compliance Date:	1999-04-30 00:00:00.0
Scheduled Compliance Date:	Not reported
Date of Request:	Not reported
Date Response Received:	Not reported
Request Agency:	Not reported
Former Citation:	Not reported

BROCO INC (Continued) **1000176809**

RCRA-SQG:

Date Form Received by Agency:	1999-04-23 00:00:00.0
Handler Name:	DENOVA ENVIRONMENTAL INC
Handler Address:	2610 N ALDER
Handler City,State,Zip:	RIALTO, CA 92377
EPA ID:	CAT080022148
Contact Name:	GENE VAN HOUTEN
Contact Address:	2824 N LOCUST AVE
Contact City,State,Zip:	RIALTO, CA 92377
Contact Telephone:	909-350-0580
Contact Fax:	Not reported
Contact Email:	Not reported
Contact Title:	Not reported
EPA Region:	09
Land Type:	Private
Federal Waste Generator Description:	Small Quantity Generator
Non-Notifier:	Not reported
Biennial Report Cycle:	Not reported
Accessibility:	Not reported
Active Site Indicator:	Handler Activities, Permitting Activities, Corrective Action Activities
State District Owner:	Not reported
State District:	Not reported
Mailing Address:	2824 N LOCUST AVE
Mailing City,State,Zip:	RIALTO, CA 92377
Owner Name:	DENOVA ENVIRONMENTAL INC
Owner Type:	Private
Operator Name:	Not reported
Operator Type:	Not reported
Short-Term Generator Activity:	No
Importer Activity:	No
Mixed Waste Generator:	No
Transporter Activity:	Yes
Transfer Facility Activity:	No
Recycler Activity with Storage:	No
Small Quantity On-Site Burner Exemption:	No
Smelting Melting and Refining Furnace Exemption:	No
Underground Injection Control:	No
Off-Site Waste Receipt:	Yes
Universal Waste Indicator:	No
Universal Waste Destination Facility:	No
Federal Universal Waste:	No
Active Site Fed-Reg Treatment Storage and Disposal Facility:	Storage, Treatment
Active Site Converter Treatment storage and Disposal Facility:	Not reported
Active Site State-Reg Treatment Storage and Disposal Facility:	Not reported
Active Site State-Reg Handler:	---
Federal Facility Indicator:	Not reported
Hazardous Secondary Material Indicator:	NN
Sub-Part K Indicator:	Not reported
Commercial TSD Indicator:	Yes
Treatment Storage and Disposal Type:	Storage, Treatment
2018 GPRA Permit Baseline:	Accomplished
2018 GPRA Renewals Baseline:	Not on the Baseline
Permit Renewals Workload Universe:	Not reported
Permit Workload Universe:	Not reported
Permit Progress Universe:	Storage, Treatment
Post-Closure Workload Universe:	Not reported

BROCO INC (Continued) **1000176809**

Closure Workload Universe:	Storage, Treatment
202 GPRA Corrective Action Baseline:	Yes
Corrective Action Workload Universe:	Yes
Subject to Corrective Action Universe:	Yes
Non-TSDFs Where RCRA CA has Been Imposed Universe:	No
TSDFs Potentially Subject to CA Under 3004 (u)/(v) Universe:	Yes
TSDFs Only Subject to CA under Discretionary Auth Universe:	No
Corrective Action Priority Ranking:	No NCAPS ranking
Environmental Control Indicator:	No
Institutional Control Indicator:	No
Human Exposure Controls Indicator:	Yes
Groundwater Controls Indicator:	Yes
Operating TSDF Universe:	Not reported
Full Enforcement Universe:	Storage, Treatment
Significant Non-Complier Universe:	No
Unaddressed Significant Non-Complier Universe:	No
Addressed Significant Non-Complier Universe:	No
Significant Non-Complier With a Compliance Schedule Universe:	No
Financial Assurance Required:	Closure, Sudden Third-Party Liability
Handler Date of Last Change:	2006-09-05 00:00:00.0
Recognized Trader-Importer:	No
Recognized Trader-Exporter:	No
Importer of Spent Lead Acid Batteries:	No
Exporter of Spent Lead Acid Batteries:	No
Recycler Activity Without Storage:	Not reported
Manifest Broker:	Not reported
Sub-Part P Indicator:	Not reported

Hazardous Waste Summary:

Waste Code:	D001
Waste Description:	IGNITABLE WASTE
Waste Code:	D002
Waste Description:	CORROSIVE WASTE
Waste Code:	D003
Waste Description:	REACTIVE WASTE
Waste Code:	D004
Waste Description:	ARSENIC
Waste Code:	D005
Waste Description:	BARIUM
Waste Code:	D006
Waste Description:	CADMIUM
Waste Code:	D007
Waste Description:	CHROMIUM
Waste Code:	D008
Waste Description:	LEAD
Waste Code:	D009
Waste Description:	MERCURY

BROCO INC (Continued) **1000176809**

Waste Code: D010
Waste Description: SELENIUM

Waste Code: D011
Waste Description: SILVER

Waste Code: D012
Waste Description: ENDRIN
(1,2,3,4,10,10-HEXACHLORO-1,7-EPOXY-1,4,4A,5,6,7,8,8A-OCTAHYDRO-1,4-EN
DO, ENDO-5,8-DIMETH-ANO-NAPHTHALENE)

Waste Code: D013
Waste Description: LINDANE (1,2,3,4,5,6-HEXA-CHLOROCYCLOHEXANE, GAMMA ISOMER)

Waste Code: D018
Waste Description: BENZENE

Waste Code: D019
Waste Description: CARBON TETRACHLORIDE

Waste Code: D020
Waste Description: CHLORDANE

Waste Code: D021
Waste Description: CHLOROBENZENE

Waste Code: D022
Waste Description: CHLOROFORM

Waste Code: D023
Waste Description: O-CRESOL

Waste Code: D024
Waste Description: M-CRESOL

Waste Code: D025
Waste Description: P-CRESOL

Waste Code: D026
Waste Description: CRESOL

Waste Code: D027
Waste Description: 1,4-DICHLOROBENZENE

Waste Code: D028
Waste Description: 1,2-DICHLOROETHANE

Waste Code: D029
Waste Description: 1,1-DICHLOROETHYLENE

Waste Code: D030
Waste Description: 2,4-DINITROTOLUENE

Waste Code: D031
Waste Description: HEPTACHLOR (AND ITS EPOXIDE)

Waste Code: D032

BROCO INC (Continued) **1000176809**

Waste Description: HEXACHLOROBENZENE

Waste Code: D033
Waste Description: HEXACHLOROBUTADIENE

Waste Code: D034
Waste Description: HEXACHLOROETHANE

Waste Code: D035
Waste Description: METHYL ETHYL KETONE

Waste Code: D036
Waste Description: NITROBENZENE

Waste Code: D037
Waste Description: PENTACHLOROPHENOL

Waste Code: D038
Waste Description: PYRIDINE

Waste Code: D039
Waste Description: TETRACHLOROETHYLENE

Waste Code: D040
Waste Description: TRICHLORETHYLENE

Waste Code: D041
Waste Description: 2,4,5-TRICHLOROPHENOL

Waste Code: D042
Waste Description: 2,4,6-TRICHLOROPHENOL

Waste Code: D043
Waste Description: VINYL CHLORIDE

Waste Code: F001
Waste Description: THE FOLLOWING SPENT HALOGENATED SOLVENTS USED IN DEGREASING: TETRACHLOROETHYLENE, TRICHLORETHYLENE, METHYLENE CHLORIDE, 1,1,1-TRICHLOROETHANE, CARBON TETRACHLORIDE AND CHLORINATED FLUOROCARBONS; ALL SPENT SOLVENT MIXTURES/BLENDS USED IN DEGREASING CONTAINING, BEFORE USE, A TOTAL OF TEN PERCENT OR MORE (BY VOLUME) OF ONE OR MORE OF THE ABOVE HALOGENATED SOLVENTS OR THOSE SOLVENTS LISTED IN F002, F004, AND F005; AND STILL BOTTOMS FROM THE RECOVERY OF THESE SPENT SOLVENTS AND SPENT SOLVENT MIXTURES.

Waste Code: F002
Waste Description: THE FOLLOWING SPENT HALOGENATED SOLVENTS: TETRACHLOROETHYLENE, METHYLENE CHLORIDE, TRICHLOROETHYLENE, 1,1,1-TRICHLOROETHANE, CHLOROBENZENE, 1,1,2-TRICHLORO-1,2,2-TRIFLUOROETHANE, ORTHO-DICHLOROBENZENE, TRICHLOROFLUOROMETHANE, AND 1,1,2, TRICHLOROETHANE; ALL SPENT SOLVENT MIXTURES/BLENDS CONTAINING, BEFORE USE, A TOTAL OF TEN PERCENT OR MORE (BY VOLUME) OF ONE OR MORE OF THE ABOVE HALOGENATED SOLVENTS OR THOSE SOLVENTS LISTED IN F001, F004, AND F005; AND STILL BOTTOMS FROM THE RECOVERY OF THESE SPENT SOLVENTS AND SPENT SOLVENT MIXTURES.

Waste Code: F003

BROCO INC (Continued) **1000176809**

Waste Description: THE FOLLOWING SPENT NONHALOGENATED SOLVENTS: XYLENE, ACETONE, ETHYL ACETATE, ETHYL BENZENE, ETHYL ETHER, METHYL ISOBUTYL KETONE, N-BUTYL ALCOHOL, CYCLOHEXANONE, AND METHANOL; ALL SPENT SOLVENT MIXTURES/BLENDS CONTAINING, BEFORE USE, ONLY THE ABOVE SPENT NONHALOGENATED SOLVENTS; AND ALL SPENT SOLVENT MIXTURES/BLENDS CONTAINING, BEFORE USE, ONE OR MORE OF THE ABOVE NONHALOGENATED SOLVENTS, AND A TOTAL OF TEN PERCENT OR MORE (BY VOLUME) OF ONE OR MORE OF THOSE SOLVENTS LISTED IN F001, F002, F004, AND F005; AND STILL BOTTOMS FROM THE RECOVERY OF THESE SPENT SOLVENTS AND SPENT SOLVENT MIXTURES.

Waste Code: F004
Waste Description: THE FOLLOWING SPENT NONHALOGENATED SOLVENTS: CRESOLS, CRESYLIC ACID, AND NITROBENZENE; AND THE STILL BOTTOMS FROM THE RECOVERY OF THESE SOLVENTS; ALL SPENT SOLVENT MIXTURES/BLENDS CONTAINING, BEFORE USE, A TOTAL OF TEN PERCENT OR MORE (BY VOLUME) OF ONE OR MORE OF THE ABOVE NONHALOGENATED SOLVENTS OR THOSE SOLVENTS LISTED IN F001, F002, AND F005; AND STILL BOTTOMS FROM THE RECOVERY OF THESE SPENT SOLVENTS AND SPENT SOLVENT MIXTURES.

Waste Code: F005
Waste Description: THE FOLLOWING SPENT NONHALOGENATED SOLVENTS: TOLUENE, METHYL ETHYL KETONE, CARBON DISULFIDE, ISOBUTANOL, PYRIDINE, BENZENE, 2-ETHOXYETHANOL, AND 2-NITROPROPANE; ALL SPENT SOLVENT MIXTURES/BLENDS CONTAINING, BEFORE USE, A TOTAL OF TEN PERCENT OR MORE (BY VOLUME) OF ONE OR MORE OF THE ABOVE NONHALOGENATED SOLVENTS OR THOSE SOLVENTS LISTED IN F001, F002, OR F004; AND STILL BOTTOMS FROM THE RECOVERY OF THESE SPENT SOLVENTS AND SPENT SOLVENT MIXTURES.

Waste Code: F006
Waste Description: WASTEWATER TREATMENT SLUDGES FROM ELECTROPLATING OPERATIONS, EXCEPT FROM THE FOLLOWING PROCESSES: (1) SULFURIC ACID ANODIZING OF ALUMINUM; (2) TIN PLATING ON CARBON STEEL; (3) ZINC PLATING (SEGREGATED BASIS) ON CARBON STEEL; (4) ALUMINUM OR ZINC-ALUMINUM PLATING ON CARBON STEEL; (5) CLEANING/STRIPPING ASSOCIATED WITH TIN, ZINC, AND ALUMINUM PLATING ON CARBON STEEL; AND (6) CHEMICAL ETCHING AND MILLING OF ALUMINUM.

Waste Code: F007
Waste Description: SPENT CYANIDE PLATING BATH SOLUTIONS FROM ELECTROPLATING OPERATIONS.

Waste Code: F008
Waste Description: PLATING BATH RESIDUES FROM THE BOTTOM OF PLATING BATHS FROM ELECTROPLATING OPERATIONS IN WHICH CYANIDES ARE USED IN THE PROCESS.

Waste Code: F009
Waste Description: SPENT STRIPPING AND CLEANING BATH SOLUTIONS FROM ELECTROPLATING OPERATIONS IN WHICH CYANIDES ARE USED IN THE PROCESS.

Waste Code: F010
Waste Description: QUENCHING BATH RESIDUES FROM OIL BATHS FROM METAL HEAT TREATING OPERATIONS IN WHICH CYANIDES ARE USED IN THE PROCESS.

Waste Code: F011
Waste Description: SPENT CYANIDE SOLUTIONS FROM SLAT BATH POT CLEANING FROM METAL HEAT TREATING OPERATIONS.

BROCO INC (Continued) **1000176809**

Waste Code: F012
Waste Description: QUENCHING WASTEWATER TREATMENT SLUDGES FROM METAL HEAT TREATING OPERATIONS IN WHICH CYANIDES ARE USED IN THE PROCESS.

Waste Code: F027
Waste Description: DISCARDED UNUSED FORMULATIONS CONTAINING TRI-, TETRA-, OR PENTACHLOROPHENOL OR DISCARDED UNUSED FORMULATIONS CONTAINING COMPOUNDS DERIVED FROM THESE CHLOROPHENOLS. (THIS LISTING DOES NOT INCLUDE FORMULATIONS CONTAINING HEXACHLOROPHENE SYNTHESIZED FROM PREPURIFIED 2,4,5-TRICHLOROPHENOL AS THE SOLE COMPONENT.)

Waste Code: P001
Waste Description: 2H-1-BENZOPYRAN-2-ONE, 4-HYDROXY-3-(3-OXO-1-PHENYLBUTYL)-, & SALTS, WHEN PRESENT AT CONCENTRATIONS GREATER THAN 0.3% (OR) WARFARIN, & SALTS, WHEN PRESENT AT CONCENTRATIONS GREATER THAN 0.3%

Waste Code: P002
Waste Description: 1-ACETYL-2-THIOUREA (OR) ACETAMIDE, N-(AMINOTHIOXOMETHYL)-

Waste Code: P003
Waste Description: 2-PROPENAL (OR) ACROLEIN

Waste Code: P004
Waste Description: 1,4,5,8-DIMETHANONAPHTHALENE, 1,2,3,4,10,10-HEXA-CHLORO-1,4,4A,5,8,8A,-HEXAHYDRO-, (1ALPHA, 4ALPHA, 4ABETA, 5ALPHA, 8ALPHA, 8ABETA)- (OR) ALDRIN

Waste Code: P005
Waste Description: 2-PROPEN-1-OL (OR) ALLYL ALCOHOL

Waste Code: P006
Waste Description: ALUMINUM PHOSPHIDE (R,T)

Waste Code: P007
Waste Description: 3(2H)-ISOXAZOLONE, 5-(AMINOMETHYL)- (OR) 5-(AMINOMETHYL)-3-ISOXAZOLOL

Waste Code: P008
Waste Description: 4-AMINOPYRIDINE (OR) 4-PYRIDINAMINE

Waste Code: P009
Waste Description: AMMONIUM PICRATE (R) (OR) PHENOL, 2,4,6-TRINITRO-, AMMONIUM SALT (R)

Waste Code: P010
Waste Description: ARSENIC ACID H3ASO4

Waste Code: P011
Waste Description: ARSENIC OXIDE AS2O5 (OR) ARSENIC PENTOXIDE

Waste Code: P012
Waste Description: ARSENIC OXIDE AS2O3 (OR) ARSENIC TRIOXIDE

Waste Code: P013
Waste Description: BARIUM CYANIDE

Waste Code: P014
Waste Description: BENZENETHIOL (OR) THIOPHENOL

BROCO INC (Continued) **1000176809**

Waste Code: P015
Waste Description: BERYLLIUM

Waste Code: P016
Waste Description: DICHLOROMETHYL ETHER (OR) METHANE, OXYBIS[CHLORO-

Waste Code: P017
Waste Description: 2-PROPANONE, 1-BROMO- (OR) BROMOACETONE

Waste Code: P018
Waste Description: BRUCINE (OR) STRYCHNIDIN-10-ONE, 2,3-DIMETHOXY-

Waste Code: P020
Waste Description: DINOSEB (OR) PHENOL, 2-(1-METHYLPROPYL)-4,6-DINITRO-

Waste Code: P021
Waste Description: CALCIUM CYANIDE (OR) CALCIUM CYANIDE CA(CN)2

Waste Code: P022
Waste Description: CARBON DISULFIDE

Waste Code: P023
Waste Description: ACETALDEHYDE, CHLORO- (OR) CHLOROACETALDEHYDE

Waste Code: P024
Waste Description: BENZENAMINE, 4-CHLORO- (OR) P-CHLORANILINE

Waste Code: P026
Waste Description: 1-(O-CHLOROPHENYL)THIOUREA (OR) THIOUREA, (2-CHLOROPHENYL)-

Waste Code: P027
Waste Description: 3-CHLOROPROPIONITRILE (OR) PROPANENITRILE, 3-CHLORO-

Waste Code: P028
Waste Description: BENZENE, (CHLOROMETHYL)- (OR) BENZYL CHLORIDE

Waste Code: P029
Waste Description: COPPER CYANIDE (OR) COPPER CYANIDE CU(CN)

Waste Code: P030
Waste Description: CYANIDES (SOLUBLE CYANIDE SALTS), NOT OTHERWISE SPECIFIED

Waste Code: P031
Waste Description: CYANOGEN (OR) ETHANEDINITRILE

Waste Code: P033
Waste Description: CYANOGEN CHLORIDE (OR) CYANOGEN CHLORIDE (CN)CL

Waste Code: P034
Waste Description: 2-CYCLOHEXYL-4,6-DINITROPHENOL (OR) PHENOL, 2-CYCLOHEXYL-4,6-DINITRO-

Waste Code: P036
Waste Description: ARSONOUS DICHLORIDE, PHENYL- (OR) DICHLOROPHENYLARSINE

Waste Code: P037
Waste Description: 2,7:3,6-DIMETHANONAPHTH[2,3-B]OXIRENE,
3,4,5,6,9,9-HEXACHLORO-1A,2,2A,3,6,6A,7,7A-OCTAHYDRO-, (1AALPHA,

BROCO INC (Continued) **1000176809**

2BETA, 2AALPHA, 3BETA, 6BETA, 6AALPHA, 7BETA, 7AALPHA)- (OR) DIELDRIN

Waste Code: P038
Waste Description: ARSINE, DIETHYL- (OR) DIETHYLARSINE

Waste Code: P039
Waste Description: DISULFOTON (OR) PHOSPHORODITHIOIC ACID, O,O-DIETHYL S-[2-(ETHYLTHIO)ETHYL] ESTER

Waste Code: P040
Waste Description: O,O-DIETHYL O-PYRAZINYL PHOSPHOROTHIOATE (OR) PHOSPHOROTHIOIC ACID, O,O-DIETHYL O-PYRAZINYL ESTER

Waste Code: P041
Waste Description: DIETHYL-P-NITROPHENYL PHOSPHATE (OR) PHOSPHORIC ACID, DIETHYL 4-NITROPHENYL ESTER

Waste Code: P042
Waste Description: 1,2-BENZENEDIOL, 4-[1-HYDROXY-2-(METHYLAMINO)ETHYL]-, (R)- (OR) EPINEPHRINE

Waste Code: P043
Waste Description: DIISOPROPYLFLUOROPHOSPHATE (DFP) (OR) PHOSPHOROFLUORIDIC ACID, BIS(1-METHYLETHYL) ESTER

Waste Code: P044
Waste Description: DIMETHOATE (OR) PHOSPHORODITHIOIC ACID, O,O-DIMETHYL S-[2-(METHYLAMINO)-2-OXOETHYL] ESTER

Waste Code: P045
Waste Description: 2-BUTANONE, 3,3-DIMETHYL-1-(METHYLTHIO)-, O-[METHYLAMINO)CARBONYL] OXIME (OR) THIOFANOX

Waste Code: P046
Waste Description: ALPHA,ALPHA-DIMETHYLPHENETHYLAMINE (OR) BENZENEETHANAMINE, ALPHA, ALPHA-DIMETHYL-

Waste Code: P047
Waste Description: 4,6-DINITRO-O-CRESOL, & SALTS (OR) PHENOL, 2-METHYL-4,6-DINITRO-, & SALTS

Waste Code: P048
Waste Description: 2,4-DINITROPHENOL (OR) PHENOL, 2,4-DINITRO-

Waste Code: P049
Waste Description: DITHIOBIURET (OR) THIOIMIDODICARBONIC DIAMIDE [(H2N)C(S)]2NH

Waste Code: P050
Waste Description: 6,9-METHANO-2,4,3-BENZODIOXATHIEPIN,6,7,8,9,10,10-HEXACHLORO-1,5,5A,6, 9,9A-HEXAHYDRO-,3-OXIDE (OR) ENDOSULFAN

Waste Code: P051
Waste Description: 2,7:3,6-DIMETHANONAPHTH[2,3-B]OXIRENE, 3,4,5,6,9,9-HEXACHLORO-1A,2,2A,3,6,6A,7,7A-OCTAHYDRO-, (1AALPHA, 2BETA, 2ABETA, 3ALPHA, 6ALPHA, 6ABETA, 7BETA, 7AALPHA)- & METABOLITES (OR) ENDRIN (OR) ENDRIN, & METABOLITES

BROCO INC (Continued) **1000176809**

Waste Code: P054
Waste Description: AZIRIDINE (OR) ETHYLENEIMINE

Waste Code: P056
Waste Description: FLUORINE

Waste Code: P057
Waste Description: ACETAMIDE, 2-FLUORO- (OR) FLUOROACETAMIDE

Waste Code: P058
Waste Description: ACETIC ACID, FLUORO-, SODIUM SALT (OR) FLUOROACETIC ACID, SODIUM SALT

Waste Code: P059
Waste Description: 4,7-METHANO-1H-INDENE, 1,4,5,6,7,8,8-HEPTACHLORO-3A,4,7,7A-TETRAHYDRO- (OR) HEPTACHLOR

Waste Code: P060
Waste Description: 1,4,5,8-DIMETHANONAPHTHALENE, 1,2,3,4,10,10-HEXA-CHLORO-1,4,4A,5,8,8A,-HEXAHYDRO-, (1ALPHA, 4ALPHA, 4ABETA, 5BETA, 8BETA, 8ABETA)- (OR) ISODRIN

Waste Code: P062
Waste Description: HEXAETHYL TETRAPHOSPHATE (OR) TETRAPHOSPHORIC ACID, HEXAETHYL ESTER

Waste Code: P063
Waste Description: HYDROCYANIC ACID (OR) HYDROGEN CYANIDE

Waste Code: P064
Waste Description: METHANE, ISOCYANATO- (OR) METHYL ISOCYANATE

Waste Code: P065
Waste Description: FULMINIC ACID, MERCURY(2+) SALT (R,T) (OR) MERCURY FULMINATE (R,T)

Waste Code: P066
Waste Description: ETHANIMIDOTHIOIC ACID, N-[[(METHYLAMINO)CARBONYL]OXY]-, METHYL ESTER (OR) METHOMYL

Waste Code: P067
Waste Description: 1,2-PROPYLENIMINE (OR) AZIRIDINE, 2-METHYL-

Waste Code: P068
Waste Description: HYDRAZINE, METHYL- (OR) METHYL HYDRAZINE

Waste Code: P069
Waste Description: 2-METHYLLACTONITRILE (OR) PROPANENITRILE, 2-HYDROXY-2-METHYL-

Waste Code: P070
Waste Description: ALDICARB (OR) PROPANAL, 2-METHYL-2-(METHYLTHIO)-, O-[(METHYLAMINO)CARBONYL]OXIME

Waste Code: P071
Waste Description: METHYL PARATHION (OR) PHOSPHOROTHIOIC ACID, O,O,-DIMETHYL O-(4-NITROPHENYL) ESTER

Waste Code: P072
Waste Description: ALPHA-NAPHTHYLTHIOUREA (OR) THIOUREA, 1-NAPHTHALENYL-

BROCO INC (Continued) **1000176809**

Waste Code: P073
Waste Description: NICKEL CARBONYL (OR) NICKEL CARBONYL NI(CO)4, (T-4)-

Waste Code: P074
Waste Description: NICKEL CYANIDE (OR) NICKEL CYANIDE NI(CN)2

Waste Code: P075
Waste Description: NICOTINE, & SALTS (OR) PYRIDINE, 3-(1-METHYL-2-PYRROLIDINYL)-,(S)-, & SALTS

Waste Code: P076
Waste Description: NITRIC OXIDE (OR) NITROGEN OXIDE NO

Waste Code: P077
Waste Description: BENZENAMINE, 4-NITRO- (OR) P-NITROANILINE

Waste Code: P078
Waste Description: NITROGEN DIOXIDE (OR) NITROGEN OXIDE NO2

Waste Code: P081
Waste Description: 1,2,3-PROPANETRIOL, TRINITRATE (R) (OR) NITROGLYCERINE (R)

Waste Code: P082
Waste Description: METHANIMINE, N-METHYL-N-NITROSO- (OR) N-NITROSODIMETHYLAMINE

Waste Code: P084
Waste Description: N-NITROSOMETHYLVINYLAMINE (OR) VINYLAMINE, N-METHYL-N-NITROSO-

Waste Code: P085
Waste Description: DIPHOSPHORAMIDE, OCTAMETHYL- (OR) OCTAMETHYLPYROPHOSPHORAMIDE

Waste Code: P087
Waste Description: OSMIUM OXIDE OSO4, (T-4)- (OR) OSMIUM TETROXIDE

Waste Code: P088
Waste Description: 7-OXABICYCLO[2.2.1]HEPTANE-2,3-DICARBOXYLIC ACID (OR) ENDOTHALL

Waste Code: P089
Waste Description: PARATHION (OR) PHOSPHOROTHIOIC ACID, O,O-DIETHYL-O-(4-NITROPHENYL) ESTER

Waste Code: P092
Waste Description: MERCURY, (ACETATO-O)PHENYL- (OR) PHENYLMERCURY ACETATE

Waste Code: P093
Waste Description: PHENYLTHIOUREA (OR) THIOUREA, PHENYL-

Waste Code: P094
Waste Description: PHORATE (OR) PHOSPHORODITHIOIC ACID, O,O-DIETHYL S-[(ETHYLTHIO)METHYL] ESTER

Waste Code: P095
Waste Description: CARBONIC DICHLORIDE (OR) PHOSGENE

Waste Code: P096
Waste Description: HYDROGEN PHOSPHIDE (OR) PHOSPHINE

BROCO INC (Continued) **1000176809**

Waste Code: P097
Waste Description: FAMPHUR (OR) PHOSPHOROTHIOIC ACID O-[4-[(DIMETHYLAMINO)SULFONYL]PHENYL] O,O-DIMETHYL ESTER

Waste Code: P098
Waste Description: POTASSIUM CYANIDE (OR) POTASSIUM CYANIDE K(CN)

Waste Code: P099
Waste Description: ARGENTATE (1-), BIS(CYANO-C)-, POTASSIUM (OR) POTASSIUM SILVER CYANIDE

Waste Code: P101
Waste Description: ETHYL CYANIDE (OR) PROPANENITRILE

Waste Code: P102
Waste Description: 2-PROPYN-1-OL (OR) PROPARGYL ALCOHOL

Waste Code: P103
Waste Description: SELENOUREA

Waste Code: P104
Waste Description: SILVER CYANIDE (OR) SILVER CYANIDE AG(CN)

Waste Code: P105
Waste Description: SODIUM AZIDE

Waste Code: P106
Waste Description: SODIUM CYANIDE (OR) SODIUM CYANIDE NA(CN)

Waste Code: P107
Waste Description: STRONTIUM SULFIDE SRS

Waste Code: P108
Waste Description: STRYCHNIDIN-10-ONE, & SALTS (OR) STRYCHNINE, & SALTS

Waste Code: P109
Waste Description: TETRAETHYLDITHIOPYROPHOSPHATE (OR) THIODIPHOSPHORIC ACID, TETRAETHYL ESTER

Waste Code: P110
Waste Description: PLUMBANE, TETRAETHYL- (OR) TETRAETHYL LEAD

Waste Code: P111
Waste Description: DIPHOSPHORIC ACID, TETRAETHYL ESTER (OR) TETRAETHYL PYROPHOSPHATE

Waste Code: P112
Waste Description: METHANE, TETRANITRO- (R) (OR) TETRANITROMETHANE (R)

Waste Code: P113
Waste Description: THALLIC OXIDE (OR) THALLIUM OXIDE TL2O3

Waste Code: P114
Waste Description: SELENIOUS ACID, DITHALLIUM (1+) SALT (OR) THALLIUM(I) SELENITE

Waste Code: P115
Waste Description: SULFURIC ACID, DITHALLIUM (1+) SALT (OR) THALLIUM(I) SULFATE

Waste Code: P116

BROCO INC (Continued) **1000176809**

Waste Description: HYDRAZINECARBOTHIOAMIDE (OR) THIOSEMICARBAZIDE

Waste Code: P118
Waste Description: METHANETHIOL, TRICHLORO- (OR) TRICHLOROMETHANETHIOL

Waste Code: P119
Waste Description: AMMONIUM VANADATE (OR) VANADIC ACID, AMMONIUM SALT

Waste Code: P120
Waste Description: VANADIUM OXIDE V2O5 (OR) VANADIUM PENTOXIDE

Waste Code: P121
Waste Description: ZINC CYANIDE (OR) ZINC CYANIDE ZN(CN)2

Waste Code: P122
Waste Description: ZINC PHOSPHIDE ZN3P2, WHEN PRESENT AT CONCENTRATIONS GREATER THAN 10% (R,T)

Waste Code: P123
Waste Description: TOXAPHENE

Waste Code: U001
Waste Description: ACETALDEHYDE (I) (OR) ETHANAL (I)

Waste Code: U002
Waste Description: 2-PROPANONE (I) (OR) ACETONE (I)

Waste Code: U003
Waste Description: ACETONITRILE (I,T)

Waste Code: U004
Waste Description: ACETOPHENONE (OR) ETHANONE, 1-PHENYL-

Waste Code: U005
Waste Description: 2-ACETYLAMINOFLUORENE (OR) ACETAMIDE, N-9H-FLUOREN-2-YL

Waste Code: U006
Waste Description: ACETYL CHLORIDE (C,R,T)

Waste Code: U007
Waste Description: 2-PROPENAMIDE (OR) ACRYLAMIDE

Waste Code: U008
Waste Description: 2-PROPENOIC ACID (I) (OR) ACRYLIC ACID (I)

Waste Code: U009
Waste Description: 2-PROPENENITRILE (OR) ACRYLONITRILE

Waste Code: U010
Waste Description: AZIRINO [2',3':3,4]PYRROLO[1,2-A]INDOLE-4,7-DIONE, 6-AMINO-8-[[(AMINOCARBONYL)OXY]METHYL]-1,1A,2,8,8A,8B-HEXAHYDRO-8A-MET HOXY-5-METHYL-, [1AS-(1AALPHA, 8BETA, 8AALPHA, 8BALPHA)]- (OR) MITOMYCIN C

Waste Code: U011
Waste Description: 1H-1,2,4-TRIAZOL-3-AMINE (OR) AMITROLE

BROCO INC (Continued) **1000176809**

Waste Code: U012
Waste Description: ANILINE (I,T) (OR) BENZENAMINE (I,T)

Waste Code: U014
Waste Description: AURAMINE (OR) BENZENAMINE, 4,4'-CARBONIMIDOYLBIS[N,N-DIMETHYL-

Waste Code: U015
Waste Description: AZASERINE (OR) L-SERINE, DIAZOACETATE (ESTER)

Waste Code: U016
Waste Description: BENZ[C]ACRIDINE

Waste Code: U017
Waste Description: BENZAL CHLORIDE (OR) BENZENE, (DICHLOROMETHYL)-

Waste Code: U018
Waste Description: BENZ[A]ANTHRACENE

Waste Code: U019
Waste Description: BENZENE (I,T)

Waste Code: U020
Waste Description: BENZENESULFONIC ACID CHLORIDE (C,R) (OR) BENZENESULFONYL CHLORIDE (C,R)

Waste Code: U021
Waste Description: [1,1'-BIPHENYL]-4,4'-DIAMINE (OR) BENZIDINE

Waste Code: U022
Waste Description: BENZO[A]PYRENE

Waste Code: U023
Waste Description: BENZENE, (TRICHLOROMETHYL)- (OR) BENZOTRICHLORIDE (C,R,T)

Waste Code: U024
Waste Description: DICHLOROMETHOXY ETHANE (OR) ETHANE, 1,1'-[METHYLENEBIS(OXY)]BIS[2-CHLORO-

Waste Code: U025
Waste Description: DICHLOROETHYL ETHER (OR) ETHANE, 1,1'-OXYBIS[2-CHLORO-

Waste Code: U026
Waste Description: CHLORNAPHAZIN (OR) NAPHTHALENAMINE, N,N'-BIS(2-CHLOROETHYL)-

Waste Code: U027
Waste Description: DICHLOROISOPROPYL ETHER (OR) PROPANE, 2,2'-OXYBIS[2-CHLORO-

Waste Code: U028
Waste Description: 1,2-BENZENEDICARBOXYLIC ACID, BIS(2-ETHYLHEXYL) ESTER (OR) DIETHYLHEXYL PHTHALATE

Waste Code: U029
Waste Description: METHANE, BROMO- (OR) METHYL BROMIDE

Waste Code: U030
Waste Description: 4-BROMOPHENYL PHENYL ETHER (OR) BENZENE, 1-BROMO-4-PHENOXY-

BROCO INC (Continued) **1000176809**

Waste Code: U031
Waste Description: 1-BUTANOL (I) (OR) N-BUTYL ALCOHOL (I)

Waste Code: U032
Waste Description: CALCIUM CHROMATE (OR) CHROMIC ACID H2CRO4, CALCIUM SALT

Waste Code: U033
Waste Description: CARBON OXYFLUORIDE (R,T) (OR) CARBONIC DIFLUORIDE

Waste Code: U034
Waste Description: ACETALDEHYDE, TRICHLORO- (OR) CHLORAL

Waste Code: U035
Waste Description: BENZENEBUTANOIC ACID, 4-[BIS(2-CHLOROETHYL)AMINO]- (OR) CHLORAMBUCIL

Waste Code: U036
Waste Description: 4,7-METHANO-1H-INDENE, 1,2,4,5,6,7,8,8-OCTACHLORO-2,3,3A,4,7,7A-HEXAHYDRO- (OR) CHLORDANE, ALPHA & GAMMA ISOMERS

Waste Code: U037
Waste Description: BENZENE, CHLORO- (OR) CHLOROBENZENE

Waste Code: U038
Waste Description: BENZENEACETIC ACID, 4-CHLORO-ALPHA-(4-CHLOROPHENYL)-ALPHA-HYDROXY-, ETHYL ESTER (OR) CHLOROBENZILATE

Waste Code: U039
Waste Description: P-CHLORO-M-CRESOL (OR) PHENOL, 4-CHLORO-3-METHYL-

Waste Code: U041
Waste Description: EPICHLOROHYDRIN (OR) OXIRANE, (CHLOROMETHYL)-

Waste Code: U042
Waste Description: 2-CHLOROETHYL VINYL ETHER (OR) ETHENE, (2-CHLOROETHOXY)-

Waste Code: U043
Waste Description: ETHENE, CHLORO- (OR) VINYL CHLORIDE

Waste Code: U044
Waste Description: CHLOROFORM (OR) METHANE, TRICHLORO-

Waste Code: U045
Waste Description: METHANE, CHLORO- (I,T) (OR) METHYL CHLORIDE (I,T)

Waste Code: U046
Waste Description: CHLOROMETHYL METHYL ETHER (OR) METHANE, CHLOROMETHOXY-

Waste Code: U047
Waste Description: BETA-CHLORONAPHTHALENE (OR) NAPHTHALENE, 2-CHLORO-

Waste Code: U048
Waste Description: O-CHLOROPHENOL (OR) PHENOL, 2-CHLORO-

Waste Code: U049
Waste Description: 4-CHLORO-O-TOLUIDINE, HYDROCHLORIDE (OR) BENZENAMINE, 4-CHLORO-2-METHYL-, HYDROCHLORIDE

BROCO INC (Continued) **1000176809**

Waste Code: U050
Waste Description: CHRYSENE

Waste Code: U051
Waste Description: CREOSOTE

Waste Code: U052
Waste Description: CRESOL (CRESYLIC ACID) (OR) PHENOL, METHYL-

Waste Code: U053
Waste Description: 2-BUTENAL (OR) CROTONALDEHYDE

Waste Code: U055
Waste Description: BENZENE, (1-METHYLETHYL)- (I) (OR) CUMENE (I)

Waste Code: U056
Waste Description: BENZENE, HEXAHYDRO- (I) (OR) CYCLOHEXANE (I)

Waste Code: U057
Waste Description: CYCLOHEXANONE (I)

Waste Code: U058
Waste Description: 2H-1,3,2-OXAZAPHOSPHORIN-2-AMINE, N,N-BIS(2-CHLOROETHYL)TETRAHYDRO-, 2-OXIDE (OR) CYCLOPHOSPHAMIDE

Waste Code: U059
Waste Description: 5,12-NAPHTHACENEDIONE, 8-ACETYL-10-[(3-AMINO-2,3,6-TRIDEOXY)-ALPHA-L-LYXO-HEXOPYRANOSYL)OXY]-7,8,9,10-TETRAHYDRO-6,8,11-TRIHYDROXY-1-METHOXY-, (8S-CIS)- (OR) DAUNOMYCIN

Waste Code: U060
Waste Description: BENZENE, 1,1'-(2,2-DICHLOROETHYLIDENE)BIS[4-CHLORO- (OR) DDD

Waste Code: U061
Waste Description: BENZENE, 1,1'-(2,2,2-TRICHLOROETHYLIDENE)BIS[4-CHLORO- (OR) DDT

Waste Code: U062
Waste Description: CARBAMOTHIOIC ACID, BIS(1-METHYLETHYL)-, S-(2,3-DICHLORO-2-PROPENYL) ESTER (OR) DIALLATE

Waste Code: U063
Waste Description: DIBENZ[A,H]ANTHRACENE

Waste Code: U064
Waste Description: BENZO[RST]PENTAPHENE (OR) DIBENZO[A,I]PYRENE

Waste Code: U066
Waste Description: 1,2-DIBROMO-3-CHLOROPROPANE (OR) PROPANE, 1,2-DIBROMO-3-CHLORO-

Waste Code: U067
Waste Description: ETHANE, 1,2-DIBROMO- (OR) ETHYLENE DIBROMIDE

Waste Code: U068
Waste Description: METHANE, DIBROMO- (OR) METHYLENE BROMIDE

Waste Code: U069

BROCO INC (Continued) **1000176809**

Waste Description: 1,2-BENZENEDICARBOXYLIC ACID, DIBUTYL ESTER (OR) DIBUTYL PHTHALATE

Waste Code: U070
Waste Description: BENZENE, 1,2-DICHLORO- (OR) O-DICHLOROBENZENE

Waste Code: U071
Waste Description: BENZENE, 1,3-DICHLORO- (OR) M-DICHLOROBENZENE

Waste Code: U072
Waste Description: BENZENE, 1,4-DICHLORO- (OR) P-DICHLOROBENZENE

Waste Code: U073
Waste Description: [1,1'-BIPHENYL]-4,4'-DIAMINE, 3,3'-DICHLORO- (OR) 3,3'-DICHLOROBENZIDINE

Waste Code: U074
Waste Description: 1,4-DICHLORO-2-BUTENE (I,T) (OR) 2-BUTENE, 1,4-DICHLORO- (I,T)

Waste Code: U075
Waste Description: DICHLORODIFLUOROMETHANE (OR) METHANE, DICHLORODIFLUORO-

Waste Code: U076
Waste Description: ETHANE, 1,1-DICHLORO- (OR) ETHYLIDENE DICHLORIDE

Waste Code: U077
Waste Description: ETHANE, 1,2-DICHLORO- (OR) ETHYLENE DICHLORIDE

Waste Code: U078
Waste Description: 1,1-DICHLOROETHYLENE (OR) ETHENE, 1,1-DICHLORO-

Waste Code: U079
Waste Description: 1,2-DICHLOROETHYLENE (OR) ETHENE, 1,2-DICHLORO-,(E)-

Waste Code: U080
Waste Description: METHANE, DICHLORO- (OR) METHYLENE CHLORIDE

Waste Code: U081
Waste Description: 2,4-DICHLOROPHENOL (OR) PHENOL, 2,4-DICHLORO-

Waste Code: U082
Waste Description: 2,6-DICHLOROPHENOL (OR) PHENOL, 2,6-DICHLORO-

Waste Code: U083
Waste Description: PROPANE, 1,2-DICHLORO- (OR) PROPYLENE DICHLORIDE

Waste Code: U084
Waste Description: 1,3-DICHLOROPROPENE (OR) 1-PROPENE, 1,3-DICHLORO-

Waste Code: U085
Waste Description: 1,2:3,4-DIEPOXYBUTANE (I,T) (OR) 2,2'-BIOXIRANE

Waste Code: U086
Waste Description: HYDRAZINE, 1,2-DIETHYL- (OR) N,N'-DIETHYLHYDRAZINE

Waste Code: U087
Waste Description: O,O-DIETHYL S-METHYL DITHIOPHOSPHATE (OR) PHOSPHORODITHIOIC ACID, O,O-DIETHYL S-METHYL ESTER

BROCO INC (Continued) **1000176809**

Waste Code: U088
Waste Description: 1,2-BENZENEDICARBOXYLIC ACID, DIETHYL ESTER (OR) DIETHYL PHTHALATE

Waste Code: U089
Waste Description: DIETHYLSTILBESTEROL (OR) PHENOL, 4,4'-(1,2-DIETHYL-1,2-ETHENEDIYL)BIS, (E)-

Waste Code: U090
Waste Description: 1,3-BENZODIOXOLE, 5-PROPYL- (OR) DIHYDROSAFROLE

Waste Code: U091
Waste Description: [1,1'-BIPHENYL]-4,4'-DIAMINE, 3,3'-DIMETHOXY- (OR) 3,3'-DIMETHOXYBENZIDINE

Waste Code: U092
Waste Description: DIMETHYLAMINE (I) (OR) METHANAMINE, N-METHYL- (I)

Waste Code: U093
Waste Description: BENZENAMINE, N,N-DIMETHYL-4-(PHENYLAZO)- (OR) P-DIMETHYLAMINOAZOBENZENE

Waste Code: U094
Waste Description: 7,12-DIMETHYLBENZ[A]ANTHRACENE (OR) BENZ[A]ANTHRACENE, 7,12-DIMETHYL-

Waste Code: U095
Waste Description: [1,1'-BIPHENYL]-4,4'-DIAMINE, 3,3'-DIMETHYL- (OR) 3,3'-DIMETHYLBENZIDINE

Waste Code: U096
Waste Description: ALPHA,ALPHA-DIMETHYLBENZYLHYDROPEROXIDE (R) (OR) HYDROPEROXIDE, 1-METHYL-1-PHENYLETHYL- (R)

Waste Code: U097
Waste Description: CARBAMIC CHLORIDE, DIMETHYL- (OR) DIMETHYLCARBAMOYL CHLORIDE

Waste Code: U098
Waste Description: 1,1-DIMETHYLHYDRAZINE (OR) HYDRAZINE, 1,1-DIMETHYL-

Waste Code: U099
Waste Description: 1,2-DIMETHYLHYDRAZINE (OR) HYDRAZINE, 1,2-DIPHENYL-

Waste Code: U101
Waste Description: 2,4-DIMETHYLPHENOL (OR) PHENOL, 2,4-DIMETHYL-

Waste Code: U102
Waste Description: 1,2-BENZENEDICARBOXYLIC ACID, DIMETHYL ESTER (OR) DIMETHYL PHTHALATE

Waste Code: U103
Waste Description: DIMETHYL SULFATE (OR) SULFURIC ACID, DIMETHYL ESTER

Waste Code: U105
Waste Description: 2,4-DINITROTOLUENE (OR) BENZENE, 1-METHYL-2,4-DINITRO-

Waste Code: U106
Waste Description: 2,6-DINITROTOLUENE (OR) BENZENE, 2-METHYL-1,3-DINITRO-

Waste Code: U107

BROCO INC (Continued) **1000176809**

Waste Description: 1,2-BENZENEDICARBOXYLIC ACID, DIOCTYL ESTER (OR) DI-N-OCTYL PHTHALATE

Waste Code: U108
Waste Description: 1,4-DIETHYLENEOXIDE (OR) 1,4-DIOXANE

Waste Code: U109
Waste Description: 1,2-DIPHENYLHYDRAZINE (OR) HYDRAZINE, 1,2-DIPHENYL-

Waste Code: U110
Waste Description: 1-PROPANIMINE, N-PROPYL-(I) (OR) DIPROPYLAMINE (I)

Waste Code: U111
Waste Description: 1-PROPANAMINE, N-NITROSO-N-PROPYL- (OR) DI-N-PROPYLNITROSAMINE

Waste Code: U112
Waste Description: ACETIC ACID, ETHYL ESTER (I) (OR) ETHYL ACETATE (I)

Waste Code: U113
Waste Description: 2-PROPENOIC ACID, ETHYL ESTER (I) (OR) ETHYL ACRYLATE (I)

Waste Code: U114
Waste Description: CARBAMODITHIOIC ACID, 1,2-ETHANEDIYLBIS-, SALTS & ESTERS (OR) ETHYLENEBISDITHIOCARBAMIC ACID, SALTS & ESTERS

Waste Code: U115
Waste Description: ETHYLENE OXIDE (I,T) (OR) OXIRANE (I,T)

Waste Code: U116
Waste Description: 2-IMIDAZOLIDINETHIONE (OR) ETHYLENETHIOUREA

Waste Code: U117
Waste Description: ETHANE, 1,1'-OXYBIS-(I) (OR) ETHYL ETHER (I)

Waste Code: U118
Waste Description: 2-PROPENOIC ACID, 2-METHYL-, ETHYL ESTER (OR) ETHYL METHACRYLATE

Waste Code: U119
Waste Description: ETHYL METHANESULFONATE (OR) METHANESULFONIC ACID, ETHYL ESTER

Waste Code: U120
Waste Description: FLUORANTHENE

Waste Code: U121
Waste Description: METHANE, TRICHLOROFLUORO- (OR) TRICHLOROMONOFLUOROMETHANE

Waste Code: U122
Waste Description: FORMALDEHYDE

Waste Code: U123
Waste Description: FORMIC ACID (C,T)

Waste Code: U124
Waste Description: FURAN (I) (OR) FURFURAN (I)

Waste Code: U125
Waste Description: 2-FURANCARBOXALDEHYDE (I) (OR) FURFURAL (I)

BROCO INC (Continued) **1000176809**

Waste Code: U126
Waste Description: GLYCIDYLALDEHYDE (OR) OXIRANECARBOXYALDEHYDE

Waste Code: U127
Waste Description: BENZENE, HEXACHLORO- (OR) HEXACHLOROBENZENE

Waste Code: U128
Waste Description: 1,3-BUTADIENE, 1,1,2,3,4,4-HEXACHLORO- (OR) HEXACHLOROBUTADIENE

Waste Code: U129
Waste Description: CYCLOHEXANE, 1,2,3,4,5,6-HEXACHLORO-, (1ALPHA, 2ALPHA, 3BETA, 4ALPHA, 5ALPHA, 6BETA)- (OR) LINDANE

Waste Code: U130
Waste Description: 1,3-CYCLOPENTADIENE, 1,2,3,4,5,5-HEXACHLORO- (OR) HEXACHLOROCYCLOPENTADIENE

Waste Code: U131
Waste Description: ETHANE, HEXACHLORO- (OR) HEXACHLOROETHANE

Waste Code: U132
Waste Description: HEXACHLOROPHENE (OR) PHENOL, 2,2'-METHYLENEBIS[3,4,6-TRICHLORO-

Waste Code: U133
Waste Description: HYDRAZINE (R,T)

Waste Code: U134
Waste Description: HYDROFLUORIC ACID (C,T) (OR) HYDROGEN FLUORIDE (C,T)

Waste Code: U135
Waste Description: HYDROGEN SULFIDE (OR) HYDROGEN SULFIDE H2S

Waste Code: U136
Waste Description: ARSINIC ACID, DIMETHYL- (OR) CACODYLIC ACID

Waste Code: U137
Waste Description: INDENO[1,2,3-CD]PYRENE

Waste Code: U138
Waste Description: METHANE, IODO- (OR) METHYL IODIDE

Waste Code: U139
Waste Description: Not Defined

Waste Code: U140
Waste Description: 1-PROPANOL, 2-METHYL- (I,T) (OR) ISOBUTYL ALCOHOL (I,T)

Waste Code: U141
Waste Description: 1,3-BENZODIOXOLE, 5-(1-PROPENYL)- (OR) ISOSAFROLE

Waste Code: U142
Waste Description: 1,3,4-METHENO-2H-CYCLOBUTA[CD]PENTALEN-2-ONE, 1,1A,3,3A,4,5,5,5A,5B,6-DECACHLOROOCTAHYDRO- (OR) KEPONE

Waste Code: U143
Waste Description: 2-BUTENOIC ACID, 2-METHYL-, 7-[[2,3-DIHYDROXY-2-(1-METHOXYETHYL)-3-METHYL-1-OXOBUTOXY]METHYL]-2,3,

BROCO INC (Continued) **1000176809**

5,7A-TETRAHYDRO-1H-PYRROLIZIN-1-YL ESTER, [1S-[1ALPHA(Z), 7(2S*,3R*), 7AALPHA]]- (OR) LASIOCARPINE

Waste Code: U144
Waste Description: ACETIC ACID, LEAD(2+) SALT (OR) LEAD ACETATE

Waste Code: U145
Waste Description: LEAD PHOSPHATE (OR) PHOSPHORIC ACID, LEAD(2+) SALT (2:3)

Waste Code: U146
Waste Description: LEAD SUBACETATE (OR) LEAD, BIS(ACETATO-O)TETRAHYDROXYTRI-

Waste Code: U147
Waste Description: 2,5-FURANDIONE (OR) MALEIC ANHYDRIDE

Waste Code: U148
Waste Description: 3,6-PYRIDAZINEDIONE, 1,2-DIHYDRO- (OR) MALEIC HYDRAZIDE

Waste Code: U149
Waste Description: MALONONITRILE (OR) PROPANEDINITRILE

Waste Code: U150
Waste Description: L-PHENYLALANINE, 4-[BIS(2-CHLOROETHYL)AMINO]- (OR) MELPHALAN

Waste Code: U151
Waste Description: MERCURY

Waste Code: U152
Waste Description: 2-PROPENENITRILE, 2-METHYL- (I,T) (OR) METHACRYLONITRILE (I,T)

Waste Code: U153
Waste Description: METHANETHIOL (I,T) (OR) THIOMETHANOL (I,T)

Waste Code: U154
Waste Description: METHANOL (I) (OR) METHYL ALCOHOL (I)

Waste Code: U155
Waste Description: 1,2-ETHANEDIAMINE, N,N-DIMETHYL-N'-2-PYRIDINYL-N'-(2-THIENYLMETHYL)- (OR) METHAPYRILENE

Waste Code: U156
Waste Description: CARBONOCHLORIDIC ACID, METHYL ESTER, (I,T) (OR) METHYL CHLOROCARBONATE (I,T)

Waste Code: U157
Waste Description: 3-METHYLCHOLANTHRENE (OR) BENZ[J]ACEANTHRYLENE, 1,2-DIHYDRO-3-METHYL-

Waste Code: U158
Waste Description: 4,4'-METHYLENEBIS(2-CHLOROANILINE) (OR) BENZENAMINE, 4,4'-METHYLENEBIS[2-CHLORO-

Waste Code: U159
Waste Description: 2-BUTANONE (I,T) (OR) METHYL ETHYL KETONE (MEK) (I,T)

Waste Code: U160
Waste Description: 2-BUTANONE, PEROXIDE (R,T) (OR) METHYL ETHYL KETONE PEROXIDE (R,T)

BROCO INC (Continued) **1000176809**

Waste Code: U161
Waste Description: 4-METHYL-2-PENTANONE (I) (OR) METHYL ISOBUTYL KETONE (I) (OR) PENTANOL, 4-METHYL-

Waste Code: U162
Waste Description: 2-PROPENOIC ACID, 2-METHYL-, METHYL ESTER (I,T) (OR) METHYL METHACRYLATE (I,T)

Waste Code: U163
Waste Description: GUANIDINE, N-METHYL-N'-NITRO-N-NITROSO- (OR) MNNG

Waste Code: U164
Waste Description: 4(1H)-PYRIMIDINONE, 2,3-DIHYDRO-6-METHYL-2-THIOXO- (OR) METHYLTHIOURACIL

Waste Code: U165
Waste Description: NAPHTHALENE

Waste Code: U166
Waste Description: 1,4-NAPHTHALENEDIONE (OR) 1,4-NAPHTHOQUINONE

Waste Code: U167
Waste Description: 1-NAPTHALENAMINE (OR) ALPHA-NAPHTHYLAMINE

Waste Code: U168
Waste Description: 2-NAPTHALENAMINE (OR) BETA-NAPHTHYLAMINE

Waste Code: U169
Waste Description: BENZENE, NITRO- (OR) NITROBENZENE (I,T)

Waste Code: U170
Waste Description: P-NITROPHENOL (I,T) (OR) PHENOL, 4-NITRO-

Waste Code: U171
Waste Description: 2-NITROPROPANE (I,T) (OR) PROPANE, 2-NITRO- (I,T)

Waste Code: U172
Waste Description: 1-BUTANAMINE, N-BUTYL-N-NITROSO- (OR) N-NITROSODI-N-BUTYLAMINE

Waste Code: U173
Waste Description: ETHANOL, 2,2'-(NITROSOIMINO)BIS- (OR) N-NITROSODIETHANOLAMINE

Waste Code: U174
Waste Description: ETHANAMINE, N-ETHYL-N-NITROSO- (OR) N-NITROSODIETHYLAMINE

Waste Code: U176
Waste Description: N-NITROSO-N-ETHYLUREA (OR) UREA, N-ETHYL-N-NITROSO-

Waste Code: U177
Waste Description: N-NITROSO-N-METHYLUREA (OR) UREA, N-METHYL-N-NITROSO-

Waste Code: U178
Waste Description: CARBAMIC ACID, METHYLNITROSO-, ETHYL ESTER (OR) N-NITROSO-N-METHYLURETHANE

Waste Code: U179
Waste Description: N-NITROSOPIPERIDINE (OR) PIPERIDINE, 1-NITROSO-

BROCO INC (Continued) **1000176809**

Waste Code: U180
Waste Description: N-NITROSOPYRROLIDINE (OR) PYRROLIDINE, 1-NITROSO-

Waste Code: U181
Waste Description: 5-NITRO-O-TOLUIDINE (OR) BENZENAMINE, 2-METHYL-5-NITRO

Waste Code: U182
Waste Description: 1,3,5-TRIOXANE, 2,4,6-TRIMETHYL- (OR) PARALDEHYDE

Waste Code: U183
Waste Description: BENZENE, PENTACHLORO- (OR) PENTACHLOROBENZENE

Waste Code: U184
Waste Description: ETHANE, PENTACHLORO- (OR) PENTACHLOROETHANE

Waste Code: U185
Waste Description: BENZENE, PENTACHLORONITRO- (OR) PENTACHLORONITROBENZENE (PCNB)

Waste Code: U186
Waste Description: 1,3-PENTADIENE (I) (OR) 1-METHYLBUTADIENE (I)

Waste Code: U187
Waste Description: ACETAMIDE, N-(4-ETHOXYPHENYL)- (OR) PHENACETIN

Waste Code: U188
Waste Description: PHENOL

Waste Code: U189
Waste Description: PHOSPHORUS SULFIDE (R) (OR) SULFUR PHOSPHIDE (R)

Waste Code: U190
Waste Description: 1,3-ISOBENZOFURANDIONE (OR) PHTHALIC ANHYDRIDE

Waste Code: U191
Waste Description: 2-PICOLINE (OR) PYRIDINE, 2-METHYL-

Waste Code: U192
Waste Description: BENZAMIDE, 3,5-DICHLORO-N-(1,1-DIMETHYL-2-PROPYNYL)- (OR) PRONAMIDE

Waste Code: U193
Waste Description: 1,2-OXATHIOLANE, 2,2-DIOXIDE (OR) 1,3-PROPANE SULTONE

Waste Code: U194
Waste Description: 1-PROPANAMINE (I,T) (OR) N-PROPYLAMINE (I,T)

Waste Code: U196
Waste Description: PYRIDINE

Waste Code: U197
Waste Description: 2,5-CYCLOHEXADIENE-1,4-DIONE (OR) P-BENZOQUINONE

Waste Code: U200
Waste Description: RESERPINE (OR) YOHIMBAN-16-CARBOXYLIC ACID, 11,17-DIMETHOXY-18-[(3,4,5-TRIMETHOXYBENZOYL)OXY]-, METHYL ESTER, (3BETA, 16BETA, 17ALPHA, 18BETA, 20ALPHA)-

Waste Code: U201

BROCO INC (Continued) **1000176809**

Waste Description: 1,3-BENZENEDIOL (OR) RESORCINOL

Waste Code: U202
Waste Description: 1,2-BENZISOTHIAZOL-3(2H)-ONE, 1,1-DIOXIDE, & SALTS (OR) SACCHARIN, & SALTS

Waste Code: U203
Waste Description: 1,3-BENZODIOXOLE, 5-(2-PROPENYL)- (OR) SAFROLE

Waste Code: U204
Waste Description: SELENIOUS ACID (OR) SELENIUM DIOXIDE

Waste Code: U205
Waste Description: SELENIUM SULFIDE (OR) SELENIUM SULFIDE SES2 (R,T)

Waste Code: U206
Waste Description: D-GLUCOSE, 2-DEOXY-2-[[(METHYLNITROSOAMINO)-CARBONYL]AMINO]- (OR) GLUCOPYRANOSE, 2-DEOXY-2-(3-METHYL-3-NITROSOUREIDO)-,D- (OR) STREPTOZOTOCIN

Waste Code: U207
Waste Description: 1,2,4,5-TETRACHLOROBENZENE (OR) BENZENE, 1,2,4,5-TETRACHLORO-

Waste Code: U208
Waste Description: 1,1,1,2-TETRACHLOROETHANE (OR) ETHANE, 1,1,1,2-TETRACHLORO-

Waste Code: U209
Waste Description: 1,1,2,2-TETRACHLOROETHANE (OR) ETHANE, 1,1,2,2-TETRACHLORO-

Waste Code: U210
Waste Description: ETHENE, TETRACHLORO- (OR) TETRACHLOROETHYLENE

Waste Code: U211
Waste Description: CARBON TETRACHLORIDE (OR) METHANE, TETRACHLORO-

Waste Code: U212
Waste Description: Not Defined

Waste Code: U213
Waste Description: FURAN, TETRAHYDRO-(I) (OR) TETRAHYDROFURAN (I)

Waste Code: U214
Waste Description: ACETIC ACID, THALLIUM(1+) SALT (OR) THALLIUM(I) ACETATE

Waste Code: U215
Waste Description: CARBONIC ACID, DITHALLIUM(1+) SALT (OR) THALLIUM(I) CARBONATE

Waste Code: U216
Waste Description: THALLIUM CHLORIDE TLCL (OR) THALLIUM(I) CHLORIDE

Waste Code: U217
Waste Description: NITRIC ACID, THALLIUM(1+) SALT (OR) THALLIUM(I) NITRATE

Waste Code: U218
Waste Description: ETHANETHIOAMIDE (OR) THIOACETAMIDE

Waste Code: U219

BROCO INC (Continued) **1000176809**

Waste Description: THIOUREA

Waste Code: U220
Waste Description: BENZENE, METHYL- (OR) TOLUENE

Waste Code: U221
Waste Description: BENZENEDIAMINE, AR-METHYL- (OR) TOLUENEDIAMINE

Waste Code: U222
Waste Description: BENZENAMINE, 2-METHYL-, HYDROCHLORIDE (OR) O-TOLUIDINE HYDROCHLORIDE

Waste Code: U223
Waste Description: BENZENE, 1,3-DIISOCYANATOMETHYL- (R,T) (OR) TOLUENE DIISOCYANATE (R,T)

Waste Code: U225
Waste Description: BROMOFORM (OR) METHANE, TRIBROMO-

Waste Code: U226
Waste Description: ETHANE, 1,1,1-TRICHLORO- (OR) METHYL CHLOROFORM

Waste Code: U227
Waste Description: 1,1,2-TRICHLOROETHANE (OR) ETHANE, 1,1,2-TRICHLORO-

Waste Code: U228
Waste Description: ETHENE, TRICHLORO- (OR) TRICHLOROETHYLENE

Waste Code: U230
Waste Description: Not Defined

Waste Code: U232
Waste Description: Not Defined

Waste Code: U233
Waste Description: Not Defined

Waste Code: U234
Waste Description: 1,3,5-TRINITROBENZENE (R,T) (OR) BENZENE, 1,3,5-TRINITRO-

Waste Code: U235
Waste Description: 1-PROPANOL, 2,3-DIBROMO-, PHOSPHATE (3:1) (OR) TRIS(2,3,-DIBROMOPROPYL) PHOSPHATE

Waste Code: U236
Waste Description: 2,7-NAPHTHALENEDISULFONIC ACID,3,3'-[(3,3'-DIMETHYL[1,1'-BIPHENYL]-4,4'-DIYL)BIS(AZO)BIS[5-AMINO -4-HYDROXY]-, TETRASODIUM SALT (OR) TRYPAN BLUE

Waste Code: U237
Waste Description: 2,4-(1H,3H)-PYRIMIDINEDIONE, 5-[BIS(2-CHLOROETHYL)AMINO]- (OR) URACIL MUSTARD

Waste Code: U238
Waste Description: CARBAMIC ACID, ETHYL ESTER (OR) ETHYL CARBAMATE (URETHANE)

Waste Code: U239
Waste Description: BENZENE, DIMETHYL- (I,T) (OR) XYLENE (I)

BROCO INC (Continued) **1000176809**

Waste Code: U240
Waste Description: 2,4-D, SALTS & ESTERS (OR) ACETIC ACID, (2,4-DICHLOROPHENOXY)-, SALTS & ESTERS (OR) DICHLOROPHENOXYACETIC ACID 2,4-D

Waste Code: U243
Waste Description: 1-PROPENE, 1,1,2,3,3,3-HEXACHLORO- (OR) HEXACHLOROPROPENE

Waste Code: U244
Waste Description: THIOPEROXYDICARBONIC DIAMIDE [(H2N)C(S)]2S2, TETRAMETHYL- (OR) THIRAM

Waste Code: U246
Waste Description: CYANOGEN BROMIDE (CN)BR

Handler - Owner Operator:

Owner/Operator Indicator:	Owner
Owner/Operator Name:	DENOVA ENVIRONMENTAL INC
Legal Status:	Private
Date Became Current:	Not reported
Date Ended Current:	Not reported
Owner/Operator Address:	2824 N LOCUST AVE
Owner/Operator City,State,Zip:	RIALTO, CA 92377
Owner/Operator Telephone:	909-350-0580
Owner/Operator Telephone Ext:	Not reported
Owner/Operator Fax:	Not reported
Owner/Operator Email:	Not reported

Owner/Operator Indicator:	Operator
Owner/Operator Name:	BROCO, INCORPORATED
Legal Status:	Private
Date Became Current:	Not reported
Date Ended Current:	Not reported
Owner/Operator Address:	2040 N. TOWNE AVENUE
Owner/Operator City,State,Zip:	CITY NOT REPORTED, CA 99999
Owner/Operator Telephone:	714-623-2544
Owner/Operator Telephone Ext:	Not reported
Owner/Operator Fax:	Not reported
Owner/Operator Email:	Not reported

Owner/Operator Indicator:	Owner
Owner/Operator Name:	DENOVA ENVIRONMENTAL INC
Legal Status:	Private
Date Became Current:	Not reported
Date Ended Current:	Not reported
Owner/Operator Address:	2824 N LOCUST AVE
Owner/Operator City,State,Zip:	RIALTO, CA 92377
Owner/Operator Telephone:	909-350-0580
Owner/Operator Telephone Ext:	Not reported
Owner/Operator Fax:	Not reported
Owner/Operator Email:	Not reported

Historic Generators:

Receive Date:	1992-10-06 00:00:00.0
Handler Name:	DENOVA ENVIRONMENTAL INC
Federal Waste Generator Description:	Not a generator, verified
State District Owner:	Not reported
Large Quantity Handler of Universal Waste:	No

BROCO INC (Continued) **1000176809**

Recognized Trader Importer: No
Recognized Trader Exporter: No
Spent Lead Acid Battery Importer: No
Spent Lead Acid Battery Exporter: No
Current Record: No
Non Storage Recycler Activity: Not reported
Electronic Manifest Broker: Not reported

Receive Date: 1999-04-23 00:00:00.0
Handler Name: DENOVA ENVIRONMENTAL INC
Federal Waste Generator Description: Small Quantity Generator
State District Owner: Not reported
Large Quantity Handler of Universal Waste: No
Recognized Trader Importer: No
Recognized Trader Exporter: No
Spent Lead Acid Battery Importer: No
Spent Lead Acid Battery Exporter: No
Current Record: Yes
Non Storage Recycler Activity: Not reported
Electronic Manifest Broker: Not reported

Receive Date: 1999-04-23 00:00:00.0
Handler Name: DENOVA ENVIRONMENTAL INC
Federal Waste Generator Description: Large Quantity Generator
State District Owner: Not reported
Large Quantity Handler of Universal Waste: No
Recognized Trader Importer: No
Recognized Trader Exporter: No
Spent Lead Acid Battery Importer: No
Spent Lead Acid Battery Exporter: No
Current Record: No
Non Storage Recycler Activity: Not reported
Electronic Manifest Broker: Not reported

Receive Date: 1990-04-25 00:00:00.0
Handler Name: BROCO INC
Federal Waste Generator Description: Small Quantity Generator
State District Owner: Not reported
Large Quantity Handler of Universal Waste: No
Recognized Trader Importer: No
Recognized Trader Exporter: No
Spent Lead Acid Battery Importer: No
Spent Lead Acid Battery Exporter: No
Current Record: No
Non Storage Recycler Activity: Not reported
Electronic Manifest Broker: Not reported

Receive Date: 1992-02-29 00:00:00.0
Handler Name: BROCO INC
Federal Waste Generator Description: Small Quantity Generator
State District Owner: Not reported
Large Quantity Handler of Universal Waste: No
Recognized Trader Importer: No
Recognized Trader Exporter: No
Spent Lead Acid Battery Importer: No
Spent Lead Acid Battery Exporter: No
Current Record: No

BROCO INC (Continued) **1000176809**

Non Storage Recycler Activity: Not reported
Electronic Manifest Broker: Not reported

Receive Date: 1994-03-30 00:00:00.0
Handler Name: BROCO ENVIRONMENTAL, INC
Federal Waste Generator Description: Large Quantity Generator
State District Owner: Not reported
Large Quantity Handler of Universal Waste: No
Recognized Trader Importer: No
Recognized Trader Exporter: No
Spent Lead Acid Battery Importer: No
Spent Lead Acid Battery Exporter: No
Current Record: No
Non Storage Recycler Activity: Not reported
Electronic Manifest Broker: Not reported

Receive Date: 1999-03-16 00:00:00.0
Handler Name: BROCO ENVIRONMENTAL, INC.
Federal Waste Generator Description: Large Quantity Generator
State District Owner: Not reported
Large Quantity Handler of Universal Waste: No
Recognized Trader Importer: No
Recognized Trader Exporter: No
Spent Lead Acid Battery Importer: No
Spent Lead Acid Battery Exporter: No
Current Record: No
Non Storage Recycler Activity: Not reported
Electronic Manifest Broker: Not reported

Receive Date: 2000-10-12 00:00:00.0
Handler Name: DENOVA ENVIRONMENTAL INC
Federal Waste Generator Description: Large Quantity Generator
State District Owner: Not reported
Large Quantity Handler of Universal Waste: No
Recognized Trader Importer: No
Recognized Trader Exporter: No
Spent Lead Acid Battery Importer: No
Spent Lead Acid Battery Exporter: No
Current Record: No
Non Storage Recycler Activity: Not reported
Electronic Manifest Broker: Not reported

List of NAICS Codes and Descriptions:
NAICS Code: 32592
NAICS Description: EXPLOSIVES MANUFACTURING

NAICS Code: 325998
NAICS Description: ALL OTHER MISCELLANEOUS CHEMICAL PRODUCT AND PREPARATION MANUFACTURING

NAICS Code: 333518
NAICS Description: OTHER METALWORKING MACHINERY MANUFACTURING

NAICS Code: 49311
NAICS Description: GENERAL WAREHOUSING AND STORAGE

NAICS Code: 92411
NAICS Description: ADMINISTRATION OF AIR AND WATER RESOURCE AND SOLID WASTE MANAGEMENT

BROCO INC (Continued) **1000176809**

PROGRAMS

Facility Has Received Notices of Violation:

Found Violation:	Yes
Agency Which Determined Violation:	State
Violation Short Description:	TSD - General Facility Standards
Date Violation was Determined:	1999-04-22 00:00:00.0
Actual Return to Compliance Date:	1999-04-30 00:00:00.0
Return to Compliance Qualifier:	Documented
Violation Responsible Agency:	State
Scheduled Compliance Date:	Not reported
Enforcement Identifier:	200
Date of Enforcement Action:	1999-04-23 00:00:00.0
Enforcement Responsible Agency:	State
Enforcement Docket Number:	Not reported
Enforcement Attorney:	Not reported
Corrective Action Component:	No
Appeal Initiated Date:	Not reported
Appeal Resolution Date:	Not reported
Disposition Status Date:	Not reported
Disposition Status:	Not reported
Disposition Status Description:	Not reported
Consent/Final Order Sequence Number:	Not reported
Consent/Final Order Respondent Name:	Not reported
Consent/Final Order Lead Agency:	Not reported
Enforcement Type:	Not reported
Enforcement Responsible Person:	Not reported
Enforcement Responsible Sub-Organization:	Not reported
SEP Sequence Number:	Not reported
SEP Expenditure Amount:	Not reported
SEP Scheduled Completion Date:	Not reported
SEP Actual Date:	Not reported
SEP Defaulted Date:	Not reported
SEP Type:	Not reported
SEP Type Description:	Not reported
Proposed Amount:	Not reported
Final Monetary Amount:	Not reported
Paid Amount:	Not reported
Final Count:	Not reported
Final Amount:	Not reported

Found Violation:	Yes
Agency Which Determined Violation:	EPA
Violation Short Description:	TSD - Financial Requirements
Date Violation was Determined:	1991-11-09 00:00:00.0
Actual Return to Compliance Date:	1993-06-14 00:00:00.0
Return to Compliance Qualifier:	Observed
Violation Responsible Agency:	EPA
Scheduled Compliance Date:	Not reported
Enforcement Identifier:	Not reported
Date of Enforcement Action:	Not reported
Enforcement Responsible Agency:	Not reported
Enforcement Docket Number:	Not reported
Enforcement Attorney:	Not reported
Corrective Action Component:	Not reported
Appeal Initiated Date:	Not reported
Appeal Resolution Date:	Not reported

BROCO INC (Continued) **1000176809**

Disposition Status Date: Not reported
Disposition Status: Not reported
Disposition Status Description: Not reported
Consent/Final Order Sequence Number: Not reported
Consent/Final Order Respondent Name: Not reported
Consent/Final Order Lead Agency: Not reported
Enforcement Type: Not reported
Enforcement Responsible Person: Not reported
Enforcement Responsible Sub-Organization: Not reported
SEP Sequence Number: Not reported
SEP Expenditure Amount: Not reported
SEP Scheduled Completion Date: Not reported
SEP Actual Date: Not reported
SEP Defaulted Date: Not reported
SEP Type: Not reported
SEP Type Description: Not reported
Proposed Amount: Not reported
Final Monetary Amount: Not reported
Paid Amount: Not reported
Final Count: Not reported
Final Amount: Not reported

Found Violation: Yes
Agency Which Determined Violation: State
Violation Short Description: TSD - Waste Pile Standards
Date Violation was Determined: 2004-07-13 00:00:00.0
Actual Return to Compliance Date: 2004-08-23 00:00:00.0
Return to Compliance Qualifier: Documented
Violation Responsible Agency: State
Scheduled Compliance Date: Not reported
Enforcement Identifier: 202
Date of Enforcement Action: 2006-06-13 00:00:00.0
Enforcement Responsible Agency: State
Enforcement Docket Number: Not reported
Enforcement Attorney: Not reported
Corrective Action Component: No
Appeal Initiated Date: Not reported
Appeal Resolution Date: Not reported
Disposition Status Date: Not reported
Disposition Status: Not reported
Disposition Status Description: Not reported
Consent/Final Order Sequence Number: Not reported
Consent/Final Order Respondent Name: Not reported
Consent/Final Order Lead Agency: Not reported
Enforcement Type: INITIAL 3008(A) COMPLIANCE
Enforcement Responsible Person: Not reported
Enforcement Responsible Sub-Organization: Not reported
SEP Sequence Number: Not reported
SEP Expenditure Amount: Not reported
SEP Scheduled Completion Date: Not reported
SEP Actual Date: Not reported
SEP Defaulted Date: Not reported
SEP Type: Not reported
SEP Type Description: Not reported
Proposed Amount: 39900
Final Monetary Amount: Not reported
Paid Amount: Not reported

BROCO INC (Continued) **1000176809**

Final Count:	Not reported
Final Amount:	Not reported
Found Violation:	Yes
Agency Which Determined Violation:	State
Violation Short Description:	TSD - Financial Requirements
Date Violation was Determined:	2001-06-14 00:00:00.0
Actual Return to Compliance Date:	2002-06-25 00:00:00.0
Return to Compliance Qualifier:	Documented
Violation Responsible Agency:	State
Scheduled Compliance Date:	Not reported
Enforcement Identifier:	285
Date of Enforcement Action:	2001-09-06 00:00:00.0
Enforcement Responsible Agency:	State
Enforcement Docket Number:	Not reported
Enforcement Attorney:	Not reported
Corrective Action Component:	No
Appeal Initiated Date:	Not reported
Appeal Resolution Date:	Not reported
Disposition Status Date:	Not reported
Disposition Status:	Not reported
Disposition Status Description:	Not reported
Consent/Final Order Sequence Number:	Not reported
Consent/Final Order Respondent Name:	Not reported
Consent/Final Order Lead Agency:	Not reported
Enforcement Type:	INITIAL 3008(A) COMPLIANCE
Enforcement Responsible Person:	Not reported
Enforcement Responsible Sub-Organization:	Not reported
SEP Sequence Number:	Not reported
SEP Expenditure Amount:	Not reported
SEP Scheduled Completion Date:	Not reported
SEP Actual Date:	Not reported
SEP Defaulted Date:	Not reported
SEP Type:	Not reported
SEP Type Description:	Not reported
Proposed Amount:	2494318
Final Monetary Amount:	Not reported
Paid Amount:	Not reported
Final Count:	Not reported
Final Amount:	Not reported
Found Violation:	No
Agency Which Determined Violation:	Not reported
Violation Short Description:	Not reported
Date Violation was Determined:	Not reported
Actual Return to Compliance Date:	Not reported
Return to Compliance Qualifier:	Not reported
Violation Responsible Agency:	Not reported
Scheduled Compliance Date:	Not reported
Enforcement Identifier:	Not reported
Date of Enforcement Action:	Not reported
Enforcement Responsible Agency:	Not reported
Enforcement Docket Number:	Not reported
Enforcement Attorney:	Not reported
Corrective Action Component:	Not reported
Appeal Initiated Date:	Not reported
Appeal Resolution Date:	Not reported

BROCO INC (Continued) **1000176809**

Disposition Status Date: Not reported
Disposition Status: Not reported
Disposition Status Description: Not reported
Consent/Final Order Sequence Number: Not reported
Consent/Final Order Respondent Name: Not reported
Consent/Final Order Lead Agency: Not reported
Enforcement Type: Not reported
Enforcement Responsible Person: Not reported
Enforcement Responsible Sub-Organization: Not reported
SEP Sequence Number: Not reported
SEP Expenditure Amount: Not reported
SEP Scheduled Completion Date: Not reported
SEP Actual Date: Not reported
SEP Defaulted Date: Not reported
SEP Type: Not reported
SEP Type Description: Not reported
Proposed Amount: Not reported
Final Monetary Amount: Not reported
Paid Amount: Not reported
Final Count: Not reported
Final Amount: Not reported

Found Violation: Yes
Agency Which Determined Violation: State
Violation Short Description: TSD - Financial Requirements
Date Violation was Determined: 1993-05-07 00:00:00.0
Actual Return to Compliance Date: 1994-05-05 00:00:00.0
Return to Compliance Qualifier: Observed
Violation Responsible Agency: State
Scheduled Compliance Date: Not reported
Enforcement Identifier: 008
Date of Enforcement Action: 1993-07-27 00:00:00.0
Enforcement Responsible Agency: State
Enforcement Docket Number: Not reported
Enforcement Attorney: Not reported
Corrective Action Component: No
Appeal Initiated Date: Not reported
Appeal Resolution Date: Not reported
Disposition Status Date: Not reported
Disposition Status: Not reported
Disposition Status Description: Not reported
Consent/Final Order Sequence Number: Not reported
Consent/Final Order Respondent Name: Not reported
Consent/Final Order Lead Agency: Not reported
Enforcement Type: INITIAL CIVIL JUDICIAL ACTION FOR COMPLIANCE AND/OR MONETARY PENALTY
Enforcement Responsible Person: R9STA
Enforcement Responsible Sub-Organization: Not reported
SEP Sequence Number: Not reported
SEP Expenditure Amount: Not reported
SEP Scheduled Completion Date: Not reported
SEP Actual Date: Not reported
SEP Defaulted Date: Not reported
SEP Type: Not reported
SEP Type Description: Not reported
Proposed Amount: Not reported
Final Monetary Amount: 35000
Paid Amount: Not reported

BROCO INC (Continued) **1000176809**

Final Count: 1
Final Amount: 35000

Found Violation: Yes
Agency Which Determined Violation: State
Violation Short Description: TSD - General
Date Violation was Determined: 1998-12-21 00:00:00.0
Actual Return to Compliance Date: 1998-12-21 00:00:00.0
Return to Compliance Qualifier: Observed
Violation Responsible Agency: State
Scheduled Compliance Date: Not reported
Enforcement Identifier: Not reported
Date of Enforcement Action: Not reported
Enforcement Responsible Agency: Not reported
Enforcement Docket Number: Not reported
Enforcement Attorney: Not reported
Corrective Action Component: Not reported
Appeal Initiated Date: Not reported
Appeal Resolution Date: Not reported
Disposition Status Date: Not reported
Disposition Status: Not reported
Disposition Status Description: Not reported
Consent/Final Order Sequence Number: Not reported
Consent/Final Order Respondent Name: Not reported
Consent/Final Order Lead Agency: Not reported
Enforcement Type: Not reported
Enforcement Responsible Person: Not reported
Enforcement Responsible Sub-Organization: Not reported
SEP Sequence Number: Not reported
SEP Expenditure Amount: Not reported
SEP Scheduled Completion Date: Not reported
SEP Actual Date: Not reported
SEP Defaulted Date: Not reported
SEP Type: Not reported
SEP Type Description: Not reported
Proposed Amount: Not reported
Final Monetary Amount: Not reported
Paid Amount: Not reported
Final Count: Not reported
Final Amount: Not reported

Found Violation: Yes
Agency Which Determined Violation: State
Violation Short Description: TSD - General
Date Violation was Determined: 1993-05-07 00:00:00.0
Actual Return to Compliance Date: 1994-05-05 00:00:00.0
Return to Compliance Qualifier: Observed
Violation Responsible Agency: State
Scheduled Compliance Date: Not reported
Enforcement Identifier: 008
Date of Enforcement Action: 1993-07-27 00:00:00.0
Enforcement Responsible Agency: State
Enforcement Docket Number: Not reported
Enforcement Attorney: Not reported
Corrective Action Component: No
Appeal Initiated Date: Not reported
Appeal Resolution Date: Not reported

BROCO INC (Continued) **1000176809**

Disposition Status Date: Not reported
Disposition Status: Not reported
Disposition Status Description: Not reported
Consent/Final Order Sequence Number: Not reported
Consent/Final Order Respondent Name: Not reported
Consent/Final Order Lead Agency: Not reported
Enforcement Type: INITIAL CIVIL JUDICIAL ACTION FOR COMPLIANCE AND/OR MONETARY PENALTY
Enforcement Responsible Person: R9STA
Enforcement Responsible Sub-Organization: Not reported
SEP Sequence Number: Not reported
SEP Expenditure Amount: Not reported
SEP Scheduled Completion Date: Not reported
SEP Actual Date: Not reported
SEP Defaulted Date: Not reported
SEP Type: Not reported
SEP Type Description: Not reported
Proposed Amount: Not reported
Final Monetary Amount: 35000
Paid Amount: Not reported
Final Count: 1
Final Amount: 35000

Found Violation: Yes
Agency Which Determined Violation: State
Violation Short Description: TSD - General Facility Standards
Date Violation was Determined: 1999-04-22 00:00:00.0
Actual Return to Compliance Date: 1999-04-30 00:00:00.0
Return to Compliance Qualifier: Documented
Violation Responsible Agency: State
Scheduled Compliance Date: Not reported
Enforcement Identifier: 250
Date of Enforcement Action: 2000-09-22 00:00:00.0
Enforcement Responsible Agency: State
Enforcement Docket Number: Not reported
Enforcement Attorney: Not reported
Corrective Action Component: No
Appeal Initiated Date: Not reported
Appeal Resolution Date: Not reported
Disposition Status Date: Not reported
Disposition Status: Not reported
Disposition Status Description: Not reported
Consent/Final Order Sequence Number: Not reported
Consent/Final Order Respondent Name: Not reported
Consent/Final Order Lead Agency: Not reported
Enforcement Type: FINAL 3008(A) COMPLIANCE ORDER
Enforcement Responsible Person: Not reported
Enforcement Responsible Sub-Organization: Not reported
SEP Sequence Number: Not reported
SEP Expenditure Amount: Not reported
SEP Scheduled Completion Date: Not reported
SEP Actual Date: Not reported
SEP Defaulted Date: Not reported
SEP Type: Not reported
SEP Type Description: Not reported
Proposed Amount: Not reported
Final Monetary Amount: 40000
Paid Amount: Not reported

BROCO INC (Continued) **1000176809**

Final Count: 1
Final Amount: 45000

Found Violation: Yes
Agency Which Determined Violation: State
Violation Short Description: TSD - Container Use and Management
Date Violation was Determined: 1999-04-22 00:00:00.0
Actual Return to Compliance Date: 1999-04-30 00:00:00.0
Return to Compliance Qualifier: Documented
Violation Responsible Agency: State
Scheduled Compliance Date: Not reported
Enforcement Identifier: 250
Date of Enforcement Action: 2000-09-22 00:00:00.0
Enforcement Responsible Agency: State
Enforcement Docket Number: Not reported
Enforcement Attorney: Not reported
Corrective Action Component: No
Appeal Initiated Date: Not reported
Appeal Resolution Date: Not reported
Disposition Status Date: Not reported
Disposition Status: Not reported
Disposition Status Description: Not reported
Consent/Final Order Sequence Number: Not reported
Consent/Final Order Respondent Name: Not reported
Consent/Final Order Lead Agency: Not reported
Enforcement Type: FINAL 3008(A) COMPLIANCE ORDER
Enforcement Responsible Person: Not reported
Enforcement Responsible Sub-Organization: Not reported
SEP Sequence Number: Not reported
SEP Expenditure Amount: Not reported
SEP Scheduled Completion Date: Not reported
SEP Actual Date: Not reported
SEP Defaulted Date: Not reported
SEP Type: Not reported
SEP Type Description: Not reported
Proposed Amount: Not reported
Final Monetary Amount: 40000
Paid Amount: Not reported
Final Count: 1
Final Amount: 45000

Found Violation: Yes
Agency Which Determined Violation: State
Violation Short Description: TSD - General Facility Standards
Date Violation was Determined: 2004-07-13 00:00:00.0
Actual Return to Compliance Date: 2004-08-23 00:00:00.0
Return to Compliance Qualifier: Documented
Violation Responsible Agency: State
Scheduled Compliance Date: Not reported
Enforcement Identifier: 202
Date of Enforcement Action: 2006-06-13 00:00:00.0
Enforcement Responsible Agency: State
Enforcement Docket Number: Not reported
Enforcement Attorney: Not reported
Corrective Action Component: No
Appeal Initiated Date: Not reported
Appeal Resolution Date: Not reported

BROCO INC (Continued) **1000176809**

Disposition Status Date:	Not reported
Disposition Status:	Not reported
Disposition Status Description:	Not reported
Consent/Final Order Sequence Number:	Not reported
Consent/Final Order Respondent Name:	Not reported
Consent/Final Order Lead Agency:	Not reported
Enforcement Type:	INITIAL 3008(A) COMPLIANCE
Enforcement Responsible Person:	Not reported
Enforcement Responsible Sub-Organization:	Not reported
SEP Sequence Number:	Not reported
SEP Expenditure Amount:	Not reported
SEP Scheduled Completion Date:	Not reported
SEP Actual Date:	Not reported
SEP Defaulted Date:	Not reported
SEP Type:	Not reported
SEP Type Description:	Not reported
Proposed Amount:	39900
Final Monetary Amount:	Not reported
Paid Amount:	Not reported
Final Count:	Not reported
Final Amount:	Not reported

Found Violation:	Yes
Agency Which Determined Violation:	State
Violation Short Description:	LDR - General
Date Violation was Determined:	1998-12-21 00:00:00.0
Actual Return to Compliance Date:	1998-12-21 00:00:00.0
Return to Compliance Qualifier:	Observed
Violation Responsible Agency:	State
Scheduled Compliance Date:	1999-01-21 00:00:00.0
Enforcement Identifier:	017
Date of Enforcement Action:	1998-12-21 00:00:00.0
Enforcement Responsible Agency:	State
Enforcement Docket Number:	Not reported
Enforcement Attorney:	Not reported
Corrective Action Component:	No
Appeal Initiated Date:	Not reported
Appeal Resolution Date:	Not reported
Disposition Status Date:	Not reported
Disposition Status:	Not reported
Disposition Status Description:	Not reported
Consent/Final Order Sequence Number:	Not reported
Consent/Final Order Respondent Name:	Not reported
Consent/Final Order Lead Agency:	Not reported
Enforcement Type:	WRITTEN INFORMAL
Enforcement Responsible Person:	R9EPA
Enforcement Responsible Sub-Organization:	Not reported
SEP Sequence Number:	Not reported
SEP Expenditure Amount:	Not reported
SEP Scheduled Completion Date:	Not reported
SEP Actual Date:	Not reported
SEP Defaulted Date:	Not reported
SEP Type:	Not reported
SEP Type Description:	Not reported
Proposed Amount:	Not reported
Final Monetary Amount:	Not reported
Paid Amount:	Not reported

BROCO INC (Continued) **1000176809**

Final Count: Not reported
Final Amount: Not reported

Found Violation: Yes
Agency Which Determined Violation: State
Violation Short Description: TSD - Preparedness and Prevention
Date Violation was Determined: 2004-07-13 00:00:00.0
Actual Return to Compliance Date: 2004-10-01 00:00:00.0
Return to Compliance Qualifier: Documented
Violation Responsible Agency: State
Scheduled Compliance Date: Not reported
Enforcement Identifier: 201
Date of Enforcement Action: 2006-01-19 00:00:00.0
Enforcement Responsible Agency: State
Enforcement Docket Number: Not reported
Enforcement Attorney: Not reported
Corrective Action Component: No
Appeal Initiated Date: Not reported
Appeal Resolution Date: Not reported
Disposition Status Date: Not reported
Disposition Status: Not reported
Disposition Status Description: Not reported
Consent/Final Order Sequence Number: Not reported
Consent/Final Order Respondent Name: Not reported
Consent/Final Order Lead Agency: Not reported
Enforcement Type: LETTER OF INTENT TO INITIATE ENFORCEMENT ACTION
Enforcement Responsible Person: Not reported
Enforcement Responsible Sub-Organization: Not reported
SEP Sequence Number: Not reported
SEP Expenditure Amount: Not reported
SEP Scheduled Completion Date: Not reported
SEP Actual Date: Not reported
SEP Defaulted Date: Not reported
SEP Type: Not reported
SEP Type Description: Not reported
Proposed Amount: Not reported
Final Monetary Amount: Not reported
Paid Amount: Not reported
Final Count: Not reported
Final Amount: Not reported

Found Violation: Yes
Agency Which Determined Violation: State
Violation Short Description: TSD - General Facility Standards
Date Violation was Determined: 1999-04-22 00:00:00.0
Actual Return to Compliance Date: 1999-04-30 00:00:00.0
Return to Compliance Qualifier: Documented
Violation Responsible Agency: State
Scheduled Compliance Date: Not reported
Enforcement Identifier: 245
Date of Enforcement Action: 2000-06-13 00:00:00.0
Enforcement Responsible Agency: State
Enforcement Docket Number: Not reported
Enforcement Attorney: Not reported
Corrective Action Component: No
Appeal Initiated Date: Not reported
Appeal Resolution Date: Not reported

BROCO INC (Continued) **1000176809**

Disposition Status Date: Not reported
Disposition Status: Not reported
Disposition Status Description: Not reported
Consent/Final Order Sequence Number:Not reported
Consent/Final Order Respondent Name: Not reported
Consent/Final Order Lead Agency: Not reported
Enforcement Type: INITIAL 3008(A) COMPLIANCE
Enforcement Responsible Person: Not reported
Enforcement Responsible Sub-Organization: Not reported
SEP Sequence Number: Not reported
SEP Expenditure Amount: Not reported
SEP Scheduled Completion Date: Not reported
SEP Actual Date: Not reported
SEP Defaulted Date: Not reported
SEP Type: Not reported
SEP Type Description: Not reported
Proposed Amount: 62750
Final Monetary Amount: Not reported
Paid Amount: Not reported
Final Count: Not reported
Final Amount: Not reported

Found Violation: Yes
Agency Which Determined Violation: State
Violation Short Description: TSD IS-Thermal Treatment
Date Violation was Determined: 1994-03-28 00:00:00.0
Actual Return to Compliance Date: 1995-01-07 00:00:00.0
Return to Compliance Qualifier: Observed
Violation Responsible Agency: State
Scheduled Compliance Date: Not reported
Enforcement Identifier: 010
Date of Enforcement Action: 1994-06-29 00:00:00.0
Enforcement Responsible Agency: State
Enforcement Docket Number: Not reported
Enforcement Attorney: Not reported
Corrective Action Component: No
Appeal Initiated Date: Not reported
Appeal Resolution Date: Not reported
Disposition Status Date: Not reported
Disposition Status: Not reported
Disposition Status Description: Not reported
Consent/Final Order Sequence Number:Not reported
Consent/Final Order Respondent Name: Not reported
Consent/Final Order Lead Agency: Not reported
Enforcement Type: INITIAL CIVIL JUDICIAL ACTION FOR COMPLIANCE AND/OR MONETARY PENALTY
Enforcement Responsible Person: R9STA
Enforcement Responsible Sub-Organization: Not reported
SEP Sequence Number: Not reported
SEP Expenditure Amount: Not reported
SEP Scheduled Completion Date: Not reported
SEP Actual Date: Not reported
SEP Defaulted Date: Not reported
SEP Type: Not reported
SEP Type Description: Not reported
Proposed Amount: Not reported
Final Monetary Amount: Not reported
Paid Amount: Not reported

BROCO INC (Continued) **1000176809**

Final Count:	Not reported
Final Amount:	Not reported
Found Violation:	Yes
Agency Which Determined Violation:	State
Violation Short Description:	TSD - General
Date Violation was Determined:	1989-10-27 00:00:00.0
Actual Return to Compliance Date:	1989-12-22 00:00:00.0
Return to Compliance Qualifier:	Observed
Violation Responsible Agency:	State
Scheduled Compliance Date:	1989-12-22 00:00:00.0
Enforcement Identifier:	005
Date of Enforcement Action:	1989-12-06 00:00:00.0
Enforcement Responsible Agency:	State
Enforcement Docket Number:	Not reported
Enforcement Attorney:	Not reported
Corrective Action Component:	No
Appeal Initiated Date:	Not reported
Appeal Resolution Date:	Not reported
Disposition Status Date:	Not reported
Disposition Status:	Not reported
Disposition Status Description:	Not reported
Consent/Final Order Sequence Number:	Not reported
Consent/Final Order Respondent Name:	Not reported
Consent/Final Order Lead Agency:	Not reported
Enforcement Type:	WRITTEN INFORMAL
Enforcement Responsible Person:	R9STA
Enforcement Responsible Sub-Organization:	Not reported
SEP Sequence Number:	Not reported
SEP Expenditure Amount:	Not reported
SEP Scheduled Completion Date:	Not reported
SEP Actual Date:	Not reported
SEP Defaulted Date:	Not reported
SEP Type:	Not reported
SEP Type Description:	Not reported
Proposed Amount:	Not reported
Final Monetary Amount:	Not reported
Paid Amount:	Not reported
Final Count:	Not reported
Final Amount:	Not reported
Found Violation:	Yes
Agency Which Determined Violation:	State
Violation Short Description:	TSD - Waste Pile Standards
Date Violation was Determined:	2004-07-13 00:00:00.0
Actual Return to Compliance Date:	2004-08-23 00:00:00.0
Return to Compliance Qualifier:	Documented
Violation Responsible Agency:	State
Scheduled Compliance Date:	Not reported
Enforcement Identifier:	Not reported
Date of Enforcement Action:	Not reported
Enforcement Responsible Agency:	Not reported
Enforcement Docket Number:	Not reported
Enforcement Attorney:	Not reported
Corrective Action Component:	Not reported
Appeal Initiated Date:	Not reported
Appeal Resolution Date:	Not reported

BROCO INC (Continued) **1000176809**

Disposition Status Date: Not reported
Disposition Status: Not reported
Disposition Status Description: Not reported
Consent/Final Order Sequence Number: Not reported
Consent/Final Order Respondent Name: Not reported
Consent/Final Order Lead Agency: Not reported
Enforcement Type: Not reported
Enforcement Responsible Person: Not reported
Enforcement Responsible Sub-Organization: Not reported
SEP Sequence Number: Not reported
SEP Expenditure Amount: Not reported
SEP Scheduled Completion Date: Not reported
SEP Actual Date: Not reported
SEP Defaulted Date: Not reported
SEP Type: Not reported
SEP Type Description: Not reported
Proposed Amount: Not reported
Final Monetary Amount: Not reported
Paid Amount: Not reported
Final Count: Not reported
Final Amount: Not reported

Found Violation: Yes
Agency Which Determined Violation: State
Violation Short Description: TSD - General
Date Violation was Determined: 1993-05-07 00:00:00.0
Actual Return to Compliance Date: 1994-05-05 00:00:00.0
Return to Compliance Qualifier: Observed
Violation Responsible Agency: State
Scheduled Compliance Date: Not reported
Enforcement Identifier: 008
Date of Enforcement Action: 1993-07-27 00:00:00.0
Enforcement Responsible Agency: State
Enforcement Docket Number: Not reported
Enforcement Attorney: Not reported
Corrective Action Component: No
Appeal Initiated Date: Not reported
Appeal Resolution Date: Not reported
Disposition Status Date: Not reported
Disposition Status: Not reported
Disposition Status Description: Not reported
Consent/Final Order Sequence Number: Not reported
Consent/Final Order Respondent Name: Not reported
Consent/Final Order Lead Agency: Not reported
Enforcement Type: INITIAL CIVIL JUDICIAL ACTION FOR COMPLIANCE AND/OR MONETARY PENALTY
Enforcement Responsible Person: R9STA
Enforcement Responsible Sub-Organization: Not reported
SEP Sequence Number: Not reported
SEP Expenditure Amount: Not reported
SEP Scheduled Completion Date: Not reported
SEP Actual Date: Not reported
SEP Defaulted Date: Not reported
SEP Type: Not reported
SEP Type Description: Not reported
Proposed Amount: Not reported
Final Monetary Amount: 35000
Paid Amount: Not reported

BROCO INC (Continued) **1000176809**

Final Count: 1
Final Amount: 35000

Found Violation: Yes
Agency Which Determined Violation: State
Violation Short Description: TSD - Container Use and Management
Date Violation was Determined: 2004-07-13 00:00:00.0
Actual Return to Compliance Date: 2004-10-01 00:00:00.0
Return to Compliance Qualifier: Documented
Violation Responsible Agency: State
Scheduled Compliance Date: Not reported
Enforcement Identifier: 201
Date of Enforcement Action: 2006-01-19 00:00:00.0
Enforcement Responsible Agency: State
Enforcement Docket Number: Not reported
Enforcement Attorney: Not reported
Corrective Action Component: No
Appeal Initiated Date: Not reported
Appeal Resolution Date: Not reported
Disposition Status Date: Not reported
Disposition Status: Not reported
Disposition Status Description: Not reported
Consent/Final Order Sequence Number: Not reported
Consent/Final Order Respondent Name: Not reported
Consent/Final Order Lead Agency: Not reported
Enforcement Type: LETTER OF INTENT TO INITIATE ENFORCEMENT ACTION
Enforcement Responsible Person: Not reported
Enforcement Responsible Sub-Organization: Not reported
SEP Sequence Number: Not reported
SEP Expenditure Amount: Not reported
SEP Scheduled Completion Date: Not reported
SEP Actual Date: Not reported
SEP Defaulted Date: Not reported
SEP Type: Not reported
SEP Type Description: Not reported
Proposed Amount: Not reported
Final Monetary Amount: Not reported
Paid Amount: Not reported
Final Count: Not reported
Final Amount: Not reported

Found Violation: Yes
Agency Which Determined Violation: State
Violation Short Description: TSD - Waste Pile Standards
Date Violation was Determined: 2004-07-13 00:00:00.0
Actual Return to Compliance Date: 2004-08-23 00:00:00.0
Return to Compliance Qualifier: Documented
Violation Responsible Agency: State
Scheduled Compliance Date: Not reported
Enforcement Identifier: 201
Date of Enforcement Action: 2007-04-27 00:00:00.0
Enforcement Responsible Agency: State
Enforcement Docket Number: Not reported
Enforcement Attorney: Not reported
Corrective Action Component: No
Appeal Initiated Date: Not reported
Appeal Resolution Date: Not reported

BROCO INC (Continued) **1000176809**

Disposition Status Date:	Not reported
Disposition Status:	Not reported
Disposition Status Description:	Not reported
Consent/Final Order Sequence Number:	Not reported
Consent/Final Order Respondent Name:	Not reported
Consent/Final Order Lead Agency:	Not reported
Enforcement Type:	FINAL 3008(A) COMPLIANCE ORDER
Enforcement Responsible Person:	Not reported
Enforcement Responsible Sub-Organization:	Not reported
SEP Sequence Number:	Not reported
SEP Expenditure Amount:	Not reported
SEP Scheduled Completion Date:	Not reported
SEP Actual Date:	Not reported
SEP Defaulted Date:	Not reported
SEP Type:	Not reported
SEP Type Description:	Not reported
Proposed Amount:	Not reported
Final Monetary Amount:	5000
Paid Amount:	Not reported
Final Count:	1
Final Amount:	10000

Found Violation:	Yes
Agency Which Determined Violation:	State
Violation Short Description:	TSD - Waste Pile Standards
Date Violation was Determined:	2004-07-13 00:00:00.0
Actual Return to Compliance Date:	2004-08-23 00:00:00.0
Return to Compliance Qualifier:	Documented
Violation Responsible Agency:	State
Scheduled Compliance Date:	Not reported
Enforcement Identifier:	200
Date of Enforcement Action:	2004-08-12 00:00:00.0
Enforcement Responsible Agency:	State
Enforcement Docket Number:	Not reported
Enforcement Attorney:	Not reported
Corrective Action Component:	No
Appeal Initiated Date:	Not reported
Appeal Resolution Date:	Not reported
Disposition Status Date:	Not reported
Disposition Status:	Not reported
Disposition Status Description:	Not reported
Consent/Final Order Sequence Number:	Not reported
Consent/Final Order Respondent Name:	Not reported
Consent/Final Order Lead Agency:	Not reported
Enforcement Type:	Not reported
Enforcement Responsible Person:	Not reported
Enforcement Responsible Sub-Organization:	Not reported
SEP Sequence Number:	Not reported
SEP Expenditure Amount:	Not reported
SEP Scheduled Completion Date:	Not reported
SEP Actual Date:	Not reported
SEP Defaulted Date:	Not reported
SEP Type:	Not reported
SEP Type Description:	Not reported
Proposed Amount:	Not reported
Final Monetary Amount:	Not reported
Paid Amount:	Not reported

BROCO INC (Continued) **1000176809**

Final Count: Not reported
Final Amount: Not reported

Found Violation: Yes
Agency Which Determined Violation: State
Violation Short Description: TSD - Waste Pile Standards
Date Violation was Determined: 2004-07-13 00:00:00.0
Actual Return to Compliance Date: 2004-08-23 00:00:00.0
Return to Compliance Qualifier: Documented
Violation Responsible Agency: State
Scheduled Compliance Date: Not reported
Enforcement Identifier: 201
Date of Enforcement Action: 2006-01-19 00:00:00.0
Enforcement Responsible Agency: State
Enforcement Docket Number: Not reported
Enforcement Attorney: Not reported
Corrective Action Component: No
Appeal Initiated Date: Not reported
Appeal Resolution Date: Not reported
Disposition Status Date: Not reported
Disposition Status: Not reported
Disposition Status Description: Not reported
Consent/Final Order Sequence Number: Not reported
Consent/Final Order Respondent Name: Not reported
Consent/Final Order Lead Agency: Not reported
Enforcement Type: LETTER OF INTENT TO INITIATE ENFORCEMENT ACTION
Enforcement Responsible Person: Not reported
Enforcement Responsible Sub-Organization: Not reported
SEP Sequence Number: Not reported
SEP Expenditure Amount: Not reported
SEP Scheduled Completion Date: Not reported
SEP Actual Date: Not reported
SEP Defaulted Date: Not reported
SEP Type: Not reported
SEP Type Description: Not reported
Proposed Amount: Not reported
Final Monetary Amount: Not reported
Paid Amount: Not reported
Final Count: Not reported
Final Amount: Not reported

Found Violation: Yes
Agency Which Determined Violation: State
Violation Short Description: TSD - General
Date Violation was Determined: 1997-04-10 00:00:00.0
Actual Return to Compliance Date: 1997-12-16 00:00:00.0
Return to Compliance Qualifier: Observed
Violation Responsible Agency: State
Scheduled Compliance Date: Not reported
Enforcement Identifier: 015
Date of Enforcement Action: 1997-04-10 00:00:00.0
Enforcement Responsible Agency: State
Enforcement Docket Number: Not reported
Enforcement Attorney: Not reported
Corrective Action Component: No
Appeal Initiated Date: Not reported
Appeal Resolution Date: Not reported

BROCO INC (Continued) **1000176809**

Disposition Status Date: Not reported
Disposition Status: Not reported
Disposition Status Description: Not reported
Consent/Final Order Sequence Number:Not reported
Consent/Final Order Respondent Name: Not reported
Consent/Final Order Lead Agency: Not reported
Enforcement Type: WRITTEN INFORMAL
Enforcement Responsible Person: R9STA
Enforcement Responsible Sub-Organization: Not reported
SEP Sequence Number: Not reported
SEP Expenditure Amount: Not reported
SEP Scheduled Completion Date: Not reported
SEP Actual Date: Not reported
SEP Defaulted Date: Not reported
SEP Type: Not reported
SEP Type Description: Not reported
Proposed Amount: Not reported
Final Monetary Amount: Not reported
Paid Amount: Not reported
Final Count: Not reported
Final Amount: Not reported

Found Violation: Yes
Agency Which Determined Violation: State
Violation Short Description: TSD - Financial Requirements
Date Violation was Determined: 2000-09-25 00:00:00.0
Actual Return to Compliance Date: 2000-11-29 00:00:00.0
Return to Compliance Qualifier: Documented
Violation Responsible Agency: State
Scheduled Compliance Date: Not reported
Enforcement Identifier: 200
Date of Enforcement Action: 2000-09-25 00:00:00.0
Enforcement Responsible Agency: State
Enforcement Docket Number: Not reported
Enforcement Attorney: Not reported
Corrective Action Component: No
Appeal Initiated Date: Not reported
Appeal Resolution Date: Not reported
Disposition Status Date: Not reported
Disposition Status: Not reported
Disposition Status Description: Not reported
Consent/Final Order Sequence Number:Not reported
Consent/Final Order Respondent Name: Not reported
Consent/Final Order Lead Agency: Not reported
Enforcement Type: Not reported
Enforcement Responsible Person: Not reported
Enforcement Responsible Sub-Organization: Not reported
SEP Sequence Number: Not reported
SEP Expenditure Amount: Not reported
SEP Scheduled Completion Date: Not reported
SEP Actual Date: Not reported
SEP Defaulted Date: Not reported
SEP Type: Not reported
SEP Type Description: Not reported
Proposed Amount: Not reported
Final Monetary Amount: Not reported
Paid Amount: Not reported

BROCO INC (Continued) **1000176809**

Final Count:	Not reported
Final Amount:	Not reported
Found Violation:	Yes
Agency Which Determined Violation:	State
Violation Short Description:	TSD - Financial Requirements
Date Violation was Determined:	2001-06-14 00:00:00.0
Actual Return to Compliance Date:	2002-06-25 00:00:00.0
Return to Compliance Qualifier:	Documented
Violation Responsible Agency:	State
Scheduled Compliance Date:	Not reported
Enforcement Identifier:	285
Date of Enforcement Action:	2001-09-06 00:00:00.0
Enforcement Responsible Agency:	State
Enforcement Docket Number:	Not reported
Enforcement Attorney:	Not reported
Corrective Action Component:	No
Appeal Initiated Date:	Not reported
Appeal Resolution Date:	Not reported
Disposition Status Date:	Not reported
Disposition Status:	Not reported
Disposition Status Description:	Not reported
Consent/Final Order Sequence Number:	Not reported
Consent/Final Order Respondent Name:	Not reported
Consent/Final Order Lead Agency:	Not reported
Enforcement Type:	INITIAL 3008(A) COMPLIANCE
Enforcement Responsible Person:	Not reported
Enforcement Responsible Sub-Organization:	Not reported
SEP Sequence Number:	Not reported
SEP Expenditure Amount:	Not reported
SEP Scheduled Completion Date:	Not reported
SEP Actual Date:	Not reported
SEP Defaulted Date:	Not reported
SEP Type:	Not reported
SEP Type Description:	Not reported
Proposed Amount:	2494318
Final Monetary Amount:	Not reported
Paid Amount:	Not reported
Final Count:	Not reported
Final Amount:	Not reported
Found Violation:	Yes
Agency Which Determined Violation:	State
Violation Short Description:	Generators - General
Date Violation was Determined:	1996-06-18 00:00:00.0
Actual Return to Compliance Date:	1997-12-16 00:00:00.0
Return to Compliance Qualifier:	Observed
Violation Responsible Agency:	State
Scheduled Compliance Date:	Not reported
Enforcement Identifier:	013
Date of Enforcement Action:	1996-06-18 00:00:00.0
Enforcement Responsible Agency:	State
Enforcement Docket Number:	Not reported
Enforcement Attorney:	Not reported
Corrective Action Component:	No
Appeal Initiated Date:	Not reported
Appeal Resolution Date:	Not reported

BROCO INC (Continued) **1000176809**

Disposition Status Date: Not reported
Disposition Status: Not reported
Disposition Status Description: Not reported
Consent/Final Order Sequence Number:Not reported
Consent/Final Order Respondent Name: Not reported
Consent/Final Order Lead Agency: Not reported
Enforcement Type: WRITTEN INFORMAL
Enforcement Responsible Person: R9STA
Enforcement Responsible Sub-Organization: Not reported
SEP Sequence Number: Not reported
SEP Expenditure Amount: Not reported
SEP Scheduled Completion Date: Not reported
SEP Actual Date: Not reported
SEP Defaulted Date: Not reported
SEP Type: Not reported
SEP Type Description: Not reported
Proposed Amount: Not reported
Final Monetary Amount: Not reported
Paid Amount: Not reported
Final Count: Not reported
Final Amount: Not reported

Found Violation: Yes
Agency Which Determined Violation: State
Violation Short Description: TSD - General
Date Violation was Determined: 1994-03-28 00:00:00.0
Actual Return to Compliance Date: 1995-01-07 00:00:00.0
Return to Compliance Qualifier: Observed
Violation Responsible Agency: State
Scheduled Compliance Date: Not reported
Enforcement Identifier: 009
Date of Enforcement Action: 1994-03-28 00:00:00.0
Enforcement Responsible Agency: State
Enforcement Docket Number: Not reported
Enforcement Attorney: Not reported
Corrective Action Component: No
Appeal Initiated Date: Not reported
Appeal Resolution Date: Not reported
Disposition Status Date: Not reported
Disposition Status: Not reported
Disposition Status Description: Not reported
Consent/Final Order Sequence Number:Not reported
Consent/Final Order Respondent Name: Not reported
Consent/Final Order Lead Agency: Not reported
Enforcement Type: WRITTEN INFORMAL
Enforcement Responsible Person: R9STA
Enforcement Responsible Sub-Organization: Not reported
SEP Sequence Number: Not reported
SEP Expenditure Amount: Not reported
SEP Scheduled Completion Date: Not reported
SEP Actual Date: Not reported
SEP Defaulted Date: Not reported
SEP Type: Not reported
SEP Type Description: Not reported
Proposed Amount: Not reported
Final Monetary Amount: Not reported
Paid Amount: Not reported

BROCO INC (Continued) **1000176809**

Final Count: Not reported
Final Amount: Not reported

Found Violation: No
Agency Which Determined Violation: Not reported
Violation Short Description: Not reported
Date Violation was Determined: Not reported
Actual Return to Compliance Date: Not reported
Return to Compliance Qualifier: Not reported
Violation Responsible Agency: Not reported
Scheduled Compliance Date: Not reported
Enforcement Identifier: Not reported
Date of Enforcement Action: Not reported
Enforcement Responsible Agency: Not reported
Enforcement Docket Number: Not reported
Enforcement Attorney: Not reported
Corrective Action Component: Not reported
Appeal Initiated Date: Not reported
Appeal Resolution Date: Not reported
Disposition Status Date: Not reported
Disposition Status: Not reported
Disposition Status Description: Not reported
Consent/Final Order Sequence Number: Not reported
Consent/Final Order Respondent Name: Not reported
Consent/Final Order Lead Agency: Not reported
Enforcement Type: Not reported
Enforcement Responsible Person: Not reported
Enforcement Responsible Sub-Organization: Not reported
SEP Sequence Number: Not reported
SEP Expenditure Amount: Not reported
SEP Scheduled Completion Date: Not reported
SEP Actual Date: Not reported
SEP Defaulted Date: Not reported
SEP Type: Not reported
SEP Type Description: Not reported
Proposed Amount: Not reported
Final Monetary Amount: Not reported
Paid Amount: Not reported
Final Count: Not reported
Final Amount: Not reported

Found Violation: Yes
Agency Which Determined Violation: State
Violation Short Description: LDR - General
Date Violation was Determined: 1997-04-10 00:00:00.0
Actual Return to Compliance Date: 1997-12-16 00:00:00.0
Return to Compliance Qualifier: Observed
Violation Responsible Agency: State
Scheduled Compliance Date: Not reported
Enforcement Identifier: 015
Date of Enforcement Action: 1997-04-10 00:00:00.0
Enforcement Responsible Agency: State
Enforcement Docket Number: Not reported
Enforcement Attorney: Not reported
Corrective Action Component: No
Appeal Initiated Date: Not reported
Appeal Resolution Date: Not reported

BROCO INC (Continued) **1000176809**

Disposition Status Date: Not reported
Disposition Status: Not reported
Disposition Status Description: Not reported
Consent/Final Order Sequence Number:Not reported
Consent/Final Order Respondent Name: Not reported
Consent/Final Order Lead Agency: Not reported
Enforcement Type: WRITTEN INFORMAL
Enforcement Responsible Person: R9STA
Enforcement Responsible Sub-Organization: Not reported
SEP Sequence Number: Not reported
SEP Expenditure Amount: Not reported
SEP Scheduled Completion Date: Not reported
SEP Actual Date: Not reported
SEP Defaulted Date: Not reported
SEP Type: Not reported
SEP Type Description: Not reported
Proposed Amount: Not reported
Final Monetary Amount: Not reported
Paid Amount: Not reported
Final Count: Not reported
Final Amount: Not reported

Found Violation: No
Agency Which Determined Violation: Not reported
Violation Short Description: Not reported
Date Violation was Determined: Not reported
Actual Return to Compliance Date: Not reported
Return to Compliance Qualifier: Not reported
Violation Responsible Agency: Not reported
Scheduled Compliance Date: Not reported
Enforcement Identifier: Not reported
Date of Enforcement Action: Not reported
Enforcement Responsible Agency: Not reported
Enforcement Docket Number: Not reported
Enforcement Attorney: Not reported
Corrective Action Component: Not reported
Appeal Initiated Date: Not reported
Appeal Resolution Date: Not reported
Disposition Status Date: Not reported
Disposition Status: Not reported
Disposition Status Description: Not reported
Consent/Final Order Sequence Number:Not reported
Consent/Final Order Respondent Name: Not reported
Consent/Final Order Lead Agency: Not reported
Enforcement Type: Not reported
Enforcement Responsible Person: Not reported
Enforcement Responsible Sub-Organization: Not reported
SEP Sequence Number: Not reported
SEP Expenditure Amount: Not reported
SEP Scheduled Completion Date: Not reported
SEP Actual Date: Not reported
SEP Defaulted Date: Not reported
SEP Type: Not reported
SEP Type Description: Not reported
Proposed Amount: Not reported
Final Monetary Amount: Not reported
Paid Amount: Not reported

BROCO INC (Continued) **1000176809**

Final Count:	Not reported
Final Amount:	Not reported
Found Violation:	No
Agency Which Determined Violation:	Not reported
Violation Short Description:	Not reported
Date Violation was Determined:	Not reported
Actual Return to Compliance Date:	Not reported
Return to Compliance Qualifier:	Not reported
Violation Responsible Agency:	Not reported
Scheduled Compliance Date:	Not reported
Enforcement Identifier:	Not reported
Date of Enforcement Action:	Not reported
Enforcement Responsible Agency:	Not reported
Enforcement Docket Number:	Not reported
Enforcement Attorney:	Not reported
Corrective Action Component:	Not reported
Appeal Initiated Date:	Not reported
Appeal Resolution Date:	Not reported
Disposition Status Date:	Not reported
Disposition Status:	Not reported
Disposition Status Description:	Not reported
Consent/Final Order Sequence Number:	Not reported
Consent/Final Order Respondent Name:	Not reported
Consent/Final Order Lead Agency:	Not reported
Enforcement Type:	Not reported
Enforcement Responsible Person:	Not reported
Enforcement Responsible Sub-Organization:	Not reported
SEP Sequence Number:	Not reported
SEP Expenditure Amount:	Not reported
SEP Scheduled Completion Date:	Not reported
SEP Actual Date:	Not reported
SEP Defaulted Date:	Not reported
SEP Type:	Not reported
SEP Type Description:	Not reported
Proposed Amount:	Not reported
Final Monetary Amount:	Not reported
Paid Amount:	Not reported
Final Count:	Not reported
Final Amount:	Not reported
Found Violation:	Yes
Agency Which Determined Violation:	State
Violation Short Description:	TSD - General Facility Standards
Date Violation was Determined:	1999-04-22 00:00:00.0
Actual Return to Compliance Date:	1999-04-30 00:00:00.0
Return to Compliance Qualifier:	Documented
Violation Responsible Agency:	State
Scheduled Compliance Date:	Not reported
Enforcement Identifier:	250
Date of Enforcement Action:	2000-09-22 00:00:00.0
Enforcement Responsible Agency:	State
Enforcement Docket Number:	Not reported
Enforcement Attorney:	Not reported
Corrective Action Component:	No
Appeal Initiated Date:	Not reported
Appeal Resolution Date:	Not reported

BROCO INC (Continued) **1000176809**

Disposition Status Date:	Not reported
Disposition Status:	Not reported
Disposition Status Description:	Not reported
Consent/Final Order Sequence Number:	Not reported
Consent/Final Order Respondent Name:	Not reported
Consent/Final Order Lead Agency:	Not reported
Enforcement Type:	FINAL 3008(A) COMPLIANCE ORDER
Enforcement Responsible Person:	Not reported
Enforcement Responsible Sub-Organization:	Not reported
SEP Sequence Number:	Not reported
SEP Expenditure Amount:	Not reported
SEP Scheduled Completion Date:	Not reported
SEP Actual Date:	Not reported
SEP Defaulted Date:	Not reported
SEP Type:	Not reported
SEP Type Description:	Not reported
Proposed Amount:	Not reported
Final Monetary Amount:	40000
Paid Amount:	Not reported
Final Count:	1
Final Amount:	45000

Found Violation:	Yes
Agency Which Determined Violation:	State
Violation Short Description:	TSD - General Facility Standards
Date Violation was Determined:	1998-12-21 00:00:00.0
Actual Return to Compliance Date:	1998-12-21 00:00:00.0
Return to Compliance Qualifier:	Documented
Violation Responsible Agency:	State
Scheduled Compliance Date:	Not reported
Enforcement Identifier:	201
Date of Enforcement Action:	1998-12-21 00:00:00.0
Enforcement Responsible Agency:	State
Enforcement Docket Number:	Not reported
Enforcement Attorney:	Not reported
Corrective Action Component:	No
Appeal Initiated Date:	Not reported
Appeal Resolution Date:	Not reported
Disposition Status Date:	Not reported
Disposition Status:	Not reported
Disposition Status Description:	Not reported
Consent/Final Order Sequence Number:	Not reported
Consent/Final Order Respondent Name:	Not reported
Consent/Final Order Lead Agency:	Not reported
Enforcement Type:	Not reported
Enforcement Responsible Person:	Not reported
Enforcement Responsible Sub-Organization:	Not reported
SEP Sequence Number:	Not reported
SEP Expenditure Amount:	Not reported
SEP Scheduled Completion Date:	Not reported
SEP Actual Date:	Not reported
SEP Defaulted Date:	Not reported
SEP Type:	Not reported
SEP Type Description:	Not reported
Proposed Amount:	Not reported
Final Monetary Amount:	Not reported
Paid Amount:	Not reported

BROCO INC (Continued) **1000176809**

Final Count: Not reported
Final Amount: Not reported

Found Violation: Yes
Agency Which Determined Violation: State
Violation Short Description: TSD - General Facility Standards
Date Violation was Determined: 2004-07-13 00:00:00.0
Actual Return to Compliance Date: 2004-08-23 00:00:00.0
Return to Compliance Qualifier: Documented
Violation Responsible Agency: State
Scheduled Compliance Date: Not reported
Enforcement Identifier: 201
Date of Enforcement Action: 2006-01-19 00:00:00.0
Enforcement Responsible Agency: State
Enforcement Docket Number: Not reported
Enforcement Attorney: Not reported
Corrective Action Component: No
Appeal Initiated Date: Not reported
Appeal Resolution Date: Not reported
Disposition Status Date: Not reported
Disposition Status: Not reported
Disposition Status Description: Not reported
Consent/Final Order Sequence Number: Not reported
Consent/Final Order Respondent Name: Not reported
Consent/Final Order Lead Agency: Not reported
Enforcement Type: LETTER OF INTENT TO INITIATE ENFORCEMENT ACTION
Enforcement Responsible Person: Not reported
Enforcement Responsible Sub-Organization: Not reported
SEP Sequence Number: Not reported
SEP Expenditure Amount: Not reported
SEP Scheduled Completion Date: Not reported
SEP Actual Date: Not reported
SEP Defaulted Date: Not reported
SEP Type: Not reported
SEP Type Description: Not reported
Proposed Amount: Not reported
Final Monetary Amount: Not reported
Paid Amount: Not reported
Final Count: Not reported
Final Amount: Not reported

Found Violation: Yes
Agency Which Determined Violation: State
Violation Short Description: TSD - General
Date Violation was Determined: 1998-12-21 00:00:00.0
Actual Return to Compliance Date: 1998-12-21 00:00:00.0
Return to Compliance Qualifier: Observed
Violation Responsible Agency: State
Scheduled Compliance Date: 1999-01-21 00:00:00.0
Enforcement Identifier: 017
Date of Enforcement Action: 1998-12-21 00:00:00.0
Enforcement Responsible Agency: State
Enforcement Docket Number: Not reported
Enforcement Attorney: Not reported
Corrective Action Component: No
Appeal Initiated Date: Not reported
Appeal Resolution Date: Not reported

BROCO INC (Continued) **1000176809**

Disposition Status Date:	Not reported
Disposition Status:	Not reported
Disposition Status Description:	Not reported
Consent/Final Order Sequence Number:	Not reported
Consent/Final Order Respondent Name:	Not reported
Consent/Final Order Lead Agency:	Not reported
Enforcement Type:	WRITTEN INFORMAL
Enforcement Responsible Person:	R9EPA
Enforcement Responsible Sub-Organization:	Not reported
SEP Sequence Number:	Not reported
SEP Expenditure Amount:	Not reported
SEP Scheduled Completion Date:	Not reported
SEP Actual Date:	Not reported
SEP Defaulted Date:	Not reported
SEP Type:	Not reported
SEP Type Description:	Not reported
Proposed Amount:	Not reported
Final Monetary Amount:	Not reported
Paid Amount:	Not reported
Final Count:	Not reported
Final Amount:	Not reported

Found Violation:	Yes
Agency Which Determined Violation:	State
Violation Short Description:	TSD - Container Use and Management
Date Violation was Determined:	1999-02-26 00:00:00.0
Actual Return to Compliance Date:	1999-03-12 00:00:00.0
Return to Compliance Qualifier:	Documented
Violation Responsible Agency:	State
Scheduled Compliance Date:	Not reported
Enforcement Identifier:	200
Date of Enforcement Action:	1999-03-02 00:00:00.0
Enforcement Responsible Agency:	State
Enforcement Docket Number:	Not reported
Enforcement Attorney:	Not reported
Corrective Action Component:	No
Appeal Initiated Date:	Not reported
Appeal Resolution Date:	Not reported
Disposition Status Date:	Not reported
Disposition Status:	Not reported
Disposition Status Description:	Not reported
Consent/Final Order Sequence Number:	Not reported
Consent/Final Order Respondent Name:	Not reported
Consent/Final Order Lead Agency:	Not reported
Enforcement Type:	Not reported
Enforcement Responsible Person:	Not reported
Enforcement Responsible Sub-Organization:	Not reported
SEP Sequence Number:	Not reported
SEP Expenditure Amount:	Not reported
SEP Scheduled Completion Date:	Not reported
SEP Actual Date:	Not reported
SEP Defaulted Date:	Not reported
SEP Type:	Not reported
SEP Type Description:	Not reported
Proposed Amount:	Not reported
Final Monetary Amount:	Not reported
Paid Amount:	Not reported

BROCO INC (Continued) **1000176809**

Final Count: Not reported
Final Amount: Not reported

Found Violation: No
Agency Which Determined Violation: Not reported
Violation Short Description: Not reported
Date Violation was Determined: Not reported
Actual Return to Compliance Date: Not reported
Return to Compliance Qualifier: Not reported
Violation Responsible Agency: Not reported
Scheduled Compliance Date: Not reported
Enforcement Identifier: Not reported
Date of Enforcement Action: Not reported
Enforcement Responsible Agency: Not reported
Enforcement Docket Number: Not reported
Enforcement Attorney: Not reported
Corrective Action Component: Not reported
Appeal Initiated Date: Not reported
Appeal Resolution Date: Not reported
Disposition Status Date: Not reported
Disposition Status: Not reported
Disposition Status Description: Not reported
Consent/Final Order Sequence Number: Not reported
Consent/Final Order Respondent Name: Not reported
Consent/Final Order Lead Agency: Not reported
Enforcement Type: Not reported
Enforcement Responsible Person: Not reported
Enforcement Responsible Sub-Organization: Not reported
SEP Sequence Number: Not reported
SEP Expenditure Amount: Not reported
SEP Scheduled Completion Date: Not reported
SEP Actual Date: Not reported
SEP Defaulted Date: Not reported
SEP Type: Not reported
SEP Type Description: Not reported
Proposed Amount: Not reported
Final Monetary Amount: Not reported
Paid Amount: Not reported
Final Count: Not reported
Final Amount: Not reported

Found Violation: No
Agency Which Determined Violation: Not reported
Violation Short Description: Not reported
Date Violation was Determined: Not reported
Actual Return to Compliance Date: Not reported
Return to Compliance Qualifier: Not reported
Violation Responsible Agency: Not reported
Scheduled Compliance Date: Not reported
Enforcement Identifier: Not reported
Date of Enforcement Action: Not reported
Enforcement Responsible Agency: Not reported
Enforcement Docket Number: Not reported
Enforcement Attorney: Not reported
Corrective Action Component: Not reported
Appeal Initiated Date: Not reported
Appeal Resolution Date: Not reported

BROCO INC (Continued) **1000176809**

Disposition Status Date: Not reported
Disposition Status: Not reported
Disposition Status Description: Not reported
Consent/Final Order Sequence Number: Not reported
Consent/Final Order Respondent Name: Not reported
Consent/Final Order Lead Agency: Not reported
Enforcement Type: Not reported
Enforcement Responsible Person: Not reported
Enforcement Responsible Sub-Organization: Not reported
SEP Sequence Number: Not reported
SEP Expenditure Amount: Not reported
SEP Scheduled Completion Date: Not reported
SEP Actual Date: Not reported
SEP Defaulted Date: Not reported
SEP Type: Not reported
SEP Type Description: Not reported
Proposed Amount: Not reported
Final Monetary Amount: Not reported
Paid Amount: Not reported
Final Count: Not reported
Final Amount: Not reported

Found Violation: Yes
Agency Which Determined Violation: State
Violation Short Description: TSD - General
Date Violation was Determined: 1993-05-07 00:00:00.0
Actual Return to Compliance Date: 1994-05-05 00:00:00.0
Return to Compliance Qualifier: Observed
Violation Responsible Agency: State
Scheduled Compliance Date: Not reported
Enforcement Identifier: 008
Date of Enforcement Action: 1993-07-27 00:00:00.0
Enforcement Responsible Agency: State
Enforcement Docket Number: Not reported
Enforcement Attorney: Not reported
Corrective Action Component: No
Appeal Initiated Date: Not reported
Appeal Resolution Date: Not reported
Disposition Status Date: Not reported
Disposition Status: Not reported
Disposition Status Description: Not reported
Consent/Final Order Sequence Number: Not reported
Consent/Final Order Respondent Name: Not reported
Consent/Final Order Lead Agency: Not reported
Enforcement Type: INITIAL CIVIL JUDICIAL ACTION FOR COMPLIANCE AND/OR MONETARY PENALTY
Enforcement Responsible Person: R9STA
Enforcement Responsible Sub-Organization: Not reported
SEP Sequence Number: Not reported
SEP Expenditure Amount: Not reported
SEP Scheduled Completion Date: Not reported
SEP Actual Date: Not reported
SEP Defaulted Date: Not reported
SEP Type: Not reported
SEP Type Description: Not reported
Proposed Amount: Not reported
Final Monetary Amount: 35000
Paid Amount: Not reported

BROCO INC (Continued) **1000176809**

Final Count: 1
Final Amount: 35000

Found Violation: Yes
Agency Which Determined Violation: State
Violation Short Description: TSD IS-Thermal Treatment
Date Violation was Determined: 1994-03-28 00:00:00.0
Actual Return to Compliance Date: 1995-01-07 00:00:00.0
Return to Compliance Qualifier: Observed
Violation Responsible Agency: State
Scheduled Compliance Date: Not reported
Enforcement Identifier: 009
Date of Enforcement Action: 1994-03-28 00:00:00.0
Enforcement Responsible Agency: State
Enforcement Docket Number: Not reported
Enforcement Attorney: Not reported
Corrective Action Component: No
Appeal Initiated Date: Not reported
Appeal Resolution Date: Not reported
Disposition Status Date: Not reported
Disposition Status: Not reported
Disposition Status Description: Not reported
Consent/Final Order Sequence Number: Not reported
Consent/Final Order Respondent Name: Not reported
Consent/Final Order Lead Agency: Not reported
Enforcement Type: WRITTEN INFORMAL
Enforcement Responsible Person: R9STA
Enforcement Responsible Sub-Organization: Not reported
SEP Sequence Number: Not reported
SEP Expenditure Amount: Not reported
SEP Scheduled Completion Date: Not reported
SEP Actual Date: Not reported
SEP Defaulted Date: Not reported
SEP Type: Not reported
SEP Type Description: Not reported
Proposed Amount: Not reported
Final Monetary Amount: Not reported
Paid Amount: Not reported
Final Count: Not reported
Final Amount: Not reported

Found Violation: Yes
Agency Which Determined Violation: State
Violation Short Description: TSD - General Facility Standards
Date Violation was Determined: 1999-02-26 00:00:00.0
Actual Return to Compliance Date: 1999-03-12 00:00:00.0
Return to Compliance Qualifier: Documented
Violation Responsible Agency: State
Scheduled Compliance Date: Not reported
Enforcement Identifier: 250
Date of Enforcement Action: 2000-09-22 00:00:00.0
Enforcement Responsible Agency: State
Enforcement Docket Number: Not reported
Enforcement Attorney: Not reported
Corrective Action Component: No
Appeal Initiated Date: Not reported
Appeal Resolution Date: Not reported

BROCO INC (Continued) **1000176809**

Disposition Status Date: Not reported
Disposition Status: Not reported
Disposition Status Description: Not reported
Consent/Final Order Sequence Number: Not reported
Consent/Final Order Respondent Name: Not reported
Consent/Final Order Lead Agency: Not reported
Enforcement Type: FINAL 3008(A) COMPLIANCE ORDER
Enforcement Responsible Person: Not reported
Enforcement Responsible Sub-Organization: Not reported
SEP Sequence Number: Not reported
SEP Expenditure Amount: Not reported
SEP Scheduled Completion Date: Not reported
SEP Actual Date: Not reported
SEP Defaulted Date: Not reported
SEP Type: Not reported
SEP Type Description: Not reported
Proposed Amount: Not reported
Final Monetary Amount: 40000
Paid Amount: Not reported
Final Count: 1
Final Amount: 45000

Found Violation: Yes
Agency Which Determined Violation: State
Violation Short Description: TSD - General
Date Violation was Determined: 1994-03-28 00:00:00.0
Actual Return to Compliance Date: 1995-01-07 00:00:00.0
Return to Compliance Qualifier: Observed
Violation Responsible Agency: State
Scheduled Compliance Date: Not reported
Enforcement Identifier: 010
Date of Enforcement Action: 1994-06-29 00:00:00.0
Enforcement Responsible Agency: State
Enforcement Docket Number: Not reported
Enforcement Attorney: Not reported
Corrective Action Component: No
Appeal Initiated Date: Not reported
Appeal Resolution Date: Not reported
Disposition Status Date: Not reported
Disposition Status: Not reported
Disposition Status Description: Not reported
Consent/Final Order Sequence Number: Not reported
Consent/Final Order Respondent Name: Not reported
Consent/Final Order Lead Agency: Not reported
Enforcement Type: INITIAL CIVIL JUDICIAL ACTION FOR COMPLIANCE AND/OR MONETARY PENALTY
Enforcement Responsible Person: R9STA
Enforcement Responsible Sub-Organization: Not reported
SEP Sequence Number: Not reported
SEP Expenditure Amount: Not reported
SEP Scheduled Completion Date: Not reported
SEP Actual Date: Not reported
SEP Defaulted Date: Not reported
SEP Type: Not reported
SEP Type Description: Not reported
Proposed Amount: Not reported
Final Monetary Amount: Not reported
Paid Amount: Not reported

BROCO INC (Continued) **1000176809**

Final Count:	Not reported
Final Amount:	Not reported
Found Violation:	Yes
Agency Which Determined Violation:	State
Violation Short Description:	TSD - Container Use and Management
Date Violation was Determined:	1999-07-28 00:00:00.0
Actual Return to Compliance Date:	1999-08-05 00:00:00.0
Return to Compliance Qualifier:	Documented
Violation Responsible Agency:	State
Scheduled Compliance Date:	Not reported
Enforcement Identifier:	250
Date of Enforcement Action:	2000-09-22 00:00:00.0
Enforcement Responsible Agency:	State
Enforcement Docket Number:	Not reported
Enforcement Attorney:	Not reported
Corrective Action Component:	No
Appeal Initiated Date:	Not reported
Appeal Resolution Date:	Not reported
Disposition Status Date:	Not reported
Disposition Status:	Not reported
Disposition Status Description:	Not reported
Consent/Final Order Sequence Number:	Not reported
Consent/Final Order Respondent Name:	Not reported
Consent/Final Order Lead Agency:	Not reported
Enforcement Type:	FINAL 3008(A) COMPLIANCE ORDER
Enforcement Responsible Person:	Not reported
Enforcement Responsible Sub-Organization:	Not reported
SEP Sequence Number:	Not reported
SEP Expenditure Amount:	Not reported
SEP Scheduled Completion Date:	Not reported
SEP Actual Date:	Not reported
SEP Defaulted Date:	Not reported
SEP Type:	Not reported
SEP Type Description:	Not reported
Proposed Amount:	Not reported
Final Monetary Amount:	40000
Paid Amount:	Not reported
Final Count:	1
Final Amount:	45000
Found Violation:	No
Agency Which Determined Violation:	Not reported
Violation Short Description:	Not reported
Date Violation was Determined:	Not reported
Actual Return to Compliance Date:	Not reported
Return to Compliance Qualifier:	Not reported
Violation Responsible Agency:	Not reported
Scheduled Compliance Date:	Not reported
Enforcement Identifier:	Not reported
Date of Enforcement Action:	Not reported
Enforcement Responsible Agency:	Not reported
Enforcement Docket Number:	Not reported
Enforcement Attorney:	Not reported
Corrective Action Component:	Not reported
Appeal Initiated Date:	Not reported
Appeal Resolution Date:	Not reported

BROCO INC (Continued) **1000176809**

Disposition Status Date: Not reported
Disposition Status: Not reported
Disposition Status Description: Not reported
Consent/Final Order Sequence Number:Not reported
Consent/Final Order Respondent Name: Not reported
Consent/Final Order Lead Agency: Not reported
Enforcement Type: Not reported
Enforcement Responsible Person: Not reported
Enforcement Responsible Sub-Organization: Not reported
SEP Sequence Number: Not reported
SEP Expenditure Amount: Not reported
SEP Scheduled Completion Date: Not reported
SEP Actual Date: Not reported
SEP Defaulted Date: Not reported
SEP Type: Not reported
SEP Type Description: Not reported
Proposed Amount: Not reported
Final Monetary Amount: Not reported
Paid Amount: Not reported
Final Count: Not reported
Final Amount: Not reported

Found Violation: Yes
Agency Which Determined Violation: State
Violation Short Description: TSD - General
Date Violation was Determined: 1998-12-21 00:00:00.0
Actual Return to Compliance Date: 1998-12-21 00:00:00.0
Return to Compliance Qualifier: Observed
Violation Responsible Agency: State
Scheduled Compliance Date: 1999-01-21 00:00:00.0
Enforcement Identifier: 017
Date of Enforcement Action: 1998-12-21 00:00:00.0
Enforcement Responsible Agency: State
Enforcement Docket Number: Not reported
Enforcement Attorney: Not reported
Corrective Action Component: No
Appeal Initiated Date: Not reported
Appeal Resolution Date: Not reported
Disposition Status Date: Not reported
Disposition Status: Not reported
Disposition Status Description: Not reported
Consent/Final Order Sequence Number:Not reported
Consent/Final Order Respondent Name: Not reported
Consent/Final Order Lead Agency: Not reported
Enforcement Type: WRITTEN INFORMAL
Enforcement Responsible Person: R9EPA
Enforcement Responsible Sub-Organization: Not reported
SEP Sequence Number: Not reported
SEP Expenditure Amount: Not reported
SEP Scheduled Completion Date: Not reported
SEP Actual Date: Not reported
SEP Defaulted Date: Not reported
SEP Type: Not reported
SEP Type Description: Not reported
Proposed Amount: Not reported
Final Monetary Amount: Not reported
Paid Amount: Not reported

BROCO INC (Continued) **1000176809**

Final Count:	Not reported
Final Amount:	Not reported
Found Violation:	Yes
Agency Which Determined Violation:	State
Violation Short Description:	TSD - Container Use and Management
Date Violation was Determined:	2000-09-25 00:00:00.0
Actual Return to Compliance Date:	2000-11-29 00:00:00.0
Return to Compliance Qualifier:	Documented
Violation Responsible Agency:	State
Scheduled Compliance Date:	Not reported
Enforcement Identifier:	200
Date of Enforcement Action:	2000-09-25 00:00:00.0
Enforcement Responsible Agency:	State
Enforcement Docket Number:	Not reported
Enforcement Attorney:	Not reported
Corrective Action Component:	No
Appeal Initiated Date:	Not reported
Appeal Resolution Date:	Not reported
Disposition Status Date:	Not reported
Disposition Status:	Not reported
Disposition Status Description:	Not reported
Consent/Final Order Sequence Number:	Not reported
Consent/Final Order Respondent Name:	Not reported
Consent/Final Order Lead Agency:	Not reported
Enforcement Type:	Not reported
Enforcement Responsible Person:	Not reported
Enforcement Responsible Sub-Organization:	Not reported
SEP Sequence Number:	Not reported
SEP Expenditure Amount:	Not reported
SEP Scheduled Completion Date:	Not reported
SEP Actual Date:	Not reported
SEP Defaulted Date:	Not reported
SEP Type:	Not reported
SEP Type Description:	Not reported
Proposed Amount:	Not reported
Final Monetary Amount:	Not reported
Paid Amount:	Not reported
Final Count:	Not reported
Final Amount:	Not reported
Found Violation:	No
Agency Which Determined Violation:	Not reported
Violation Short Description:	Not reported
Date Violation was Determined:	Not reported
Actual Return to Compliance Date:	Not reported
Return to Compliance Qualifier:	Not reported
Violation Responsible Agency:	Not reported
Scheduled Compliance Date:	Not reported
Enforcement Identifier:	Not reported
Date of Enforcement Action:	Not reported
Enforcement Responsible Agency:	Not reported
Enforcement Docket Number:	Not reported
Enforcement Attorney:	Not reported
Corrective Action Component:	Not reported
Appeal Initiated Date:	Not reported
Appeal Resolution Date:	Not reported

BROCO INC (Continued) **1000176809**

Disposition Status Date: Not reported
Disposition Status: Not reported
Disposition Status Description: Not reported
Consent/Final Order Sequence Number:Not reported
Consent/Final Order Respondent Name: Not reported
Consent/Final Order Lead Agency: Not reported
Enforcement Type: Not reported
Enforcement Responsible Person: Not reported
Enforcement Responsible Sub-Organization: Not reported
SEP Sequence Number: Not reported
SEP Expenditure Amount: Not reported
SEP Scheduled Completion Date: Not reported
SEP Actual Date: Not reported
SEP Defaulted Date: Not reported
SEP Type: Not reported
SEP Type Description: Not reported
Proposed Amount: Not reported
Final Monetary Amount: Not reported
Paid Amount: Not reported
Final Count: Not reported
Final Amount: Not reported

Found Violation: Yes
Agency Which Determined Violation: State
Violation Short Description: TSD - General
Date Violation was Determined: 1996-06-18 00:00:00.0
Actual Return to Compliance Date: 1997-12-16 00:00:00.0
Return to Compliance Qualifier: Observed
Violation Responsible Agency: State
Scheduled Compliance Date: Not reported
Enforcement Identifier: 013
Date of Enforcement Action: 1996-06-18 00:00:00.0
Enforcement Responsible Agency: State
Enforcement Docket Number: Not reported
Enforcement Attorney: Not reported
Corrective Action Component: No
Appeal Initiated Date: Not reported
Appeal Resolution Date: Not reported
Disposition Status Date: Not reported
Disposition Status: Not reported
Disposition Status Description: Not reported
Consent/Final Order Sequence Number:Not reported
Consent/Final Order Respondent Name: Not reported
Consent/Final Order Lead Agency: Not reported
Enforcement Type: WRITTEN INFORMAL
Enforcement Responsible Person: R9STA
Enforcement Responsible Sub-Organization: Not reported
SEP Sequence Number: Not reported
SEP Expenditure Amount: Not reported
SEP Scheduled Completion Date: Not reported
SEP Actual Date: Not reported
SEP Defaulted Date: Not reported
SEP Type: Not reported
SEP Type Description: Not reported
Proposed Amount: Not reported
Final Monetary Amount: Not reported
Paid Amount: Not reported

BROCO INC (Continued) **1000176809**

Final Count: Not reported
Final Amount: Not reported

Found Violation: Yes
Agency Which Determined Violation: State
Violation Short Description: LDR - General
Date Violation was Determined: 1998-09-22 00:00:00.0
Actual Return to Compliance Date: 1998-09-22 00:00:00.0
Return to Compliance Qualifier: Observed
Violation Responsible Agency: State
Scheduled Compliance Date: 1998-09-22 00:00:00.0
Enforcement Identifier: 016
Date of Enforcement Action: 1998-09-22 00:00:00.0
Enforcement Responsible Agency: State
Enforcement Docket Number: Not reported
Enforcement Attorney: Not reported
Corrective Action Component: No
Appeal Initiated Date: Not reported
Appeal Resolution Date: Not reported
Disposition Status Date: Not reported
Disposition Status: Not reported
Disposition Status Description: Not reported
Consent/Final Order Sequence Number: Not reported
Consent/Final Order Respondent Name: Not reported
Consent/Final Order Lead Agency: Not reported
Enforcement Type: WRITTEN INFORMAL
Enforcement Responsible Person: R9STA
Enforcement Responsible Sub-Organization: Not reported
SEP Sequence Number: Not reported
SEP Expenditure Amount: Not reported
SEP Scheduled Completion Date: Not reported
SEP Actual Date: Not reported
SEP Defaulted Date: Not reported
SEP Type: Not reported
SEP Type Description: Not reported
Proposed Amount: Not reported
Final Monetary Amount: Not reported
Paid Amount: Not reported
Final Count: Not reported
Final Amount: Not reported

Found Violation: Yes
Agency Which Determined Violation: State
Violation Short Description: TSD - Financial Requirements
Date Violation was Determined: 2000-09-25 00:00:00.0
Actual Return to Compliance Date: 2002-06-26 00:00:00.0
Return to Compliance Qualifier: Documented
Violation Responsible Agency: State
Scheduled Compliance Date: Not reported
Enforcement Identifier: 200
Date of Enforcement Action: 2000-09-25 00:00:00.0
Enforcement Responsible Agency: State
Enforcement Docket Number: Not reported
Enforcement Attorney: Not reported
Corrective Action Component: No
Appeal Initiated Date: Not reported
Appeal Resolution Date: Not reported

BROCO INC (Continued) **1000176809**

Disposition Status Date: Not reported
Disposition Status: Not reported
Disposition Status Description: Not reported
Consent/Final Order Sequence Number: Not reported
Consent/Final Order Respondent Name: Not reported
Consent/Final Order Lead Agency: Not reported
Enforcement Type: Not reported
Enforcement Responsible Person: Not reported
Enforcement Responsible Sub-Organization: Not reported
SEP Sequence Number: Not reported
SEP Expenditure Amount: Not reported
SEP Scheduled Completion Date: Not reported
SEP Actual Date: Not reported
SEP Defaulted Date: Not reported
SEP Type: Not reported
SEP Type Description: Not reported
Proposed Amount: Not reported
Final Monetary Amount: Not reported
Paid Amount: Not reported
Final Count: Not reported
Final Amount: Not reported

Found Violation: Yes
Agency Which Determined Violation: State
Violation Short Description: TSD - General Facility Standards
Date Violation was Determined: 1999-02-26 00:00:00.0
Actual Return to Compliance Date: 1999-03-12 00:00:00.0
Return to Compliance Qualifier: Documented
Violation Responsible Agency: State
Scheduled Compliance Date: Not reported
Enforcement Identifier: 200
Date of Enforcement Action: 1999-03-02 00:00:00.0
Enforcement Responsible Agency: State
Enforcement Docket Number: Not reported
Enforcement Attorney: Not reported
Corrective Action Component: No
Appeal Initiated Date: Not reported
Appeal Resolution Date: Not reported
Disposition Status Date: Not reported
Disposition Status: Not reported
Disposition Status Description: Not reported
Consent/Final Order Sequence Number: Not reported
Consent/Final Order Respondent Name: Not reported
Consent/Final Order Lead Agency: Not reported
Enforcement Type: Not reported
Enforcement Responsible Person: Not reported
Enforcement Responsible Sub-Organization: Not reported
SEP Sequence Number: Not reported
SEP Expenditure Amount: Not reported
SEP Scheduled Completion Date: Not reported
SEP Actual Date: Not reported
SEP Defaulted Date: Not reported
SEP Type: Not reported
SEP Type Description: Not reported
Proposed Amount: Not reported
Final Monetary Amount: Not reported
Paid Amount: Not reported

BROCO INC (Continued) **1000176809**

Final Count: Not reported
Final Amount: Not reported

Found Violation: Yes
Agency Which Determined Violation: State
Violation Short Description: TSD - Preparedness and Prevention
Date Violation was Determined: 2004-07-13 00:00:00.0
Actual Return to Compliance Date: 2004-10-01 00:00:00.0
Return to Compliance Qualifier: Documented
Violation Responsible Agency: State
Scheduled Compliance Date: Not reported
Enforcement Identifier: 200
Date of Enforcement Action: 2004-08-12 00:00:00.0
Enforcement Responsible Agency: State
Enforcement Docket Number: Not reported
Enforcement Attorney: Not reported
Corrective Action Component: No
Appeal Initiated Date: Not reported
Appeal Resolution Date: Not reported
Disposition Status Date: Not reported
Disposition Status: Not reported
Disposition Status Description: Not reported
Consent/Final Order Sequence Number: Not reported
Consent/Final Order Respondent Name: Not reported
Consent/Final Order Lead Agency: Not reported
Enforcement Type: Not reported
Enforcement Responsible Person: Not reported
Enforcement Responsible Sub-Organization: Not reported
SEP Sequence Number: Not reported
SEP Expenditure Amount: Not reported
SEP Scheduled Completion Date: Not reported
SEP Actual Date: Not reported
SEP Defaulted Date: Not reported
SEP Type: Not reported
SEP Type Description: Not reported
Proposed Amount: Not reported
Final Monetary Amount: Not reported
Paid Amount: Not reported
Final Count: Not reported
Final Amount: Not reported

Found Violation: Yes
Agency Which Determined Violation: State
Violation Short Description: TSD - Financial Requirements
Date Violation was Determined: 1986-11-26 00:00:00.0
Actual Return to Compliance Date: 1998-11-15 00:00:00.0
Return to Compliance Qualifier: Observed
Violation Responsible Agency: State
Scheduled Compliance Date: Not reported
Enforcement Identifier: 003
Date of Enforcement Action: 1989-07-18 00:00:00.0
Enforcement Responsible Agency: State
Enforcement Docket Number: Not reported
Enforcement Attorney: Not reported
Corrective Action Component: No
Appeal Initiated Date: Not reported
Appeal Resolution Date: Not reported

BROCO INC (Continued) **1000176809**

Disposition Status Date:	Not reported
Disposition Status:	Not reported
Disposition Status Description:	Not reported
Consent/Final Order Sequence Number:	Not reported
Consent/Final Order Respondent Name:	Not reported
Consent/Final Order Lead Agency:	Not reported
Enforcement Type:	INITIAL 3008(A) COMPLIANCE
Enforcement Responsible Person:	R9STA
Enforcement Responsible Sub-Organization:	Not reported
SEP Sequence Number:	Not reported
SEP Expenditure Amount:	Not reported
SEP Scheduled Completion Date:	Not reported
SEP Actual Date:	Not reported
SEP Defaulted Date:	Not reported
SEP Type:	Not reported
SEP Type Description:	Not reported
Proposed Amount:	69152
Final Monetary Amount:	Not reported
Paid Amount:	Not reported
Final Count:	Not reported
Final Amount:	Not reported

Found Violation:	Yes
Agency Which Determined Violation:	State
Violation Short Description:	TSD - General Facility Standards
Date Violation was Determined:	2004-07-13 00:00:00.0
Actual Return to Compliance Date:	2004-08-23 00:00:00.0
Return to Compliance Qualifier:	Documented
Violation Responsible Agency:	State
Scheduled Compliance Date:	Not reported
Enforcement Identifier:	201
Date of Enforcement Action:	2007-04-27 00:00:00.0
Enforcement Responsible Agency:	State
Enforcement Docket Number:	Not reported
Enforcement Attorney:	Not reported
Corrective Action Component:	No
Appeal Initiated Date:	Not reported
Appeal Resolution Date:	Not reported
Disposition Status Date:	Not reported
Disposition Status:	Not reported
Disposition Status Description:	Not reported
Consent/Final Order Sequence Number:	Not reported
Consent/Final Order Respondent Name:	Not reported
Consent/Final Order Lead Agency:	Not reported
Enforcement Type:	FINAL 3008(A) COMPLIANCE ORDER
Enforcement Responsible Person:	Not reported
Enforcement Responsible Sub-Organization:	Not reported
SEP Sequence Number:	Not reported
SEP Expenditure Amount:	Not reported
SEP Scheduled Completion Date:	Not reported
SEP Actual Date:	Not reported
SEP Defaulted Date:	Not reported
SEP Type:	Not reported
SEP Type Description:	Not reported
Proposed Amount:	Not reported
Final Monetary Amount:	5000
Paid Amount:	Not reported

BROCO INC (Continued) **1000176809**

Final Count: 1
Final Amount: 10000

Found Violation: Yes
Agency Which Determined Violation: State
Violation Short Description: TSD - Container Use and Management
Date Violation was Determined: 1999-04-22 00:00:00.0
Actual Return to Compliance Date: 1999-04-30 00:00:00.0
Return to Compliance Qualifier: Documented
Violation Responsible Agency: State
Scheduled Compliance Date: Not reported
Enforcement Identifier: 200
Date of Enforcement Action: 1999-04-23 00:00:00.0
Enforcement Responsible Agency: State
Enforcement Docket Number: Not reported
Enforcement Attorney: Not reported
Corrective Action Component: No
Appeal Initiated Date: Not reported
Appeal Resolution Date: Not reported
Disposition Status Date: Not reported
Disposition Status: Not reported
Disposition Status Description: Not reported
Consent/Final Order Sequence Number: Not reported
Consent/Final Order Respondent Name: Not reported
Consent/Final Order Lead Agency: Not reported
Enforcement Type: Not reported
Enforcement Responsible Person: Not reported
Enforcement Responsible Sub-Organization: Not reported
SEP Sequence Number: Not reported
SEP Expenditure Amount: Not reported
SEP Scheduled Completion Date: Not reported
SEP Actual Date: Not reported
SEP Defaulted Date: Not reported
SEP Type: Not reported
SEP Type Description: Not reported
Proposed Amount: Not reported
Final Monetary Amount: Not reported
Paid Amount: Not reported
Final Count: Not reported
Final Amount: Not reported

Found Violation: Yes
Agency Which Determined Violation: State
Violation Short Description: TSD - General
Date Violation was Determined: 1994-03-28 00:00:00.0
Actual Return to Compliance Date: 1995-01-07 00:00:00.0
Return to Compliance Qualifier: Observed
Violation Responsible Agency: State
Scheduled Compliance Date: Not reported
Enforcement Identifier: 010
Date of Enforcement Action: 1994-06-29 00:00:00.0
Enforcement Responsible Agency: State
Enforcement Docket Number: Not reported
Enforcement Attorney: Not reported
Corrective Action Component: No
Appeal Initiated Date: Not reported
Appeal Resolution Date: Not reported

BROCO INC (Continued) **1000176809**

Disposition Status Date: Not reported
Disposition Status: Not reported
Disposition Status Description: Not reported
Consent/Final Order Sequence Number: Not reported
Consent/Final Order Respondent Name: Not reported
Consent/Final Order Lead Agency: Not reported
Enforcement Type: INITIAL CIVIL JUDICIAL ACTION FOR COMPLIANCE AND/OR MONETARY PENALTY
Enforcement Responsible Person: R9STA
Enforcement Responsible Sub-Organization: Not reported
SEP Sequence Number: Not reported
SEP Expenditure Amount: Not reported
SEP Scheduled Completion Date: Not reported
SEP Actual Date: Not reported
SEP Defaulted Date: Not reported
SEP Type: Not reported
SEP Type Description: Not reported
Proposed Amount: Not reported
Final Monetary Amount: Not reported
Paid Amount: Not reported
Final Count: Not reported
Final Amount: Not reported

Found Violation: Yes
Agency Which Determined Violation: State
Violation Short Description: TSD - General
Date Violation was Determined: 1996-06-18 00:00:00.0
Actual Return to Compliance Date: 1997-12-16 00:00:00.0
Return to Compliance Qualifier: Observed
Violation Responsible Agency: State
Scheduled Compliance Date: Not reported
Enforcement Identifier: 013
Date of Enforcement Action: 1996-06-18 00:00:00.0
Enforcement Responsible Agency: State
Enforcement Docket Number: Not reported
Enforcement Attorney: Not reported
Corrective Action Component: No
Appeal Initiated Date: Not reported
Appeal Resolution Date: Not reported
Disposition Status Date: Not reported
Disposition Status: Not reported
Disposition Status Description: Not reported
Consent/Final Order Sequence Number: Not reported
Consent/Final Order Respondent Name: Not reported
Consent/Final Order Lead Agency: Not reported
Enforcement Type: WRITTEN INFORMAL
Enforcement Responsible Person: R9STA
Enforcement Responsible Sub-Organization: Not reported
SEP Sequence Number: Not reported
SEP Expenditure Amount: Not reported
SEP Scheduled Completion Date: Not reported
SEP Actual Date: Not reported
SEP Defaulted Date: Not reported
SEP Type: Not reported
SEP Type Description: Not reported
Proposed Amount: Not reported
Final Monetary Amount: Not reported
Paid Amount: Not reported

BROCO INC (Continued) **1000176809**

Final Count: Not reported
Final Amount: Not reported

Found Violation: Yes
Agency Which Determined Violation: State
Violation Short Description: TSD - Container Use and Management
Date Violation was Determined: 2004-07-13 00:00:00.0
Actual Return to Compliance Date: 2004-10-01 00:00:00.0
Return to Compliance Qualifier: Documented
Violation Responsible Agency: State
Scheduled Compliance Date: Not reported
Enforcement Identifier: 202
Date of Enforcement Action: 2006-06-13 00:00:00.0
Enforcement Responsible Agency: State
Enforcement Docket Number: Not reported
Enforcement Attorney: Not reported
Corrective Action Component: No
Appeal Initiated Date: Not reported
Appeal Resolution Date: Not reported
Disposition Status Date: Not reported
Disposition Status: Not reported
Disposition Status Description: Not reported
Consent/Final Order Sequence Number: Not reported
Consent/Final Order Respondent Name: Not reported
Consent/Final Order Lead Agency: Not reported
Enforcement Type: INITIAL 3008(A) COMPLIANCE
Enforcement Responsible Person: Not reported
Enforcement Responsible Sub-Organization: Not reported
SEP Sequence Number: Not reported
SEP Expenditure Amount: Not reported
SEP Scheduled Completion Date: Not reported
SEP Actual Date: Not reported
SEP Defaulted Date: Not reported
SEP Type: Not reported
SEP Type Description: Not reported
Proposed Amount: 39900
Final Monetary Amount: Not reported
Paid Amount: Not reported
Final Count: Not reported
Final Amount: Not reported

Found Violation: Yes
Agency Which Determined Violation: State
Violation Short Description: TSD - General Facility Standards
Date Violation was Determined: 1998-12-21 00:00:00.0
Actual Return to Compliance Date: 1998-12-21 00:00:00.0
Return to Compliance Qualifier: Documented
Violation Responsible Agency: State
Scheduled Compliance Date: Not reported
Enforcement Identifier: 201
Date of Enforcement Action: 1998-12-21 00:00:00.0
Enforcement Responsible Agency: State
Enforcement Docket Number: Not reported
Enforcement Attorney: Not reported
Corrective Action Component: No
Appeal Initiated Date: Not reported
Appeal Resolution Date: Not reported

BROCO INC (Continued) **1000176809**

Disposition Status Date: Not reported
Disposition Status: Not reported
Disposition Status Description: Not reported
Consent/Final Order Sequence Number: Not reported
Consent/Final Order Respondent Name: Not reported
Consent/Final Order Lead Agency: Not reported
Enforcement Type: Not reported
Enforcement Responsible Person: Not reported
Enforcement Responsible Sub-Organization: Not reported
SEP Sequence Number: Not reported
SEP Expenditure Amount: Not reported
SEP Scheduled Completion Date: Not reported
SEP Actual Date: Not reported
SEP Defaulted Date: Not reported
SEP Type: Not reported
SEP Type Description: Not reported
Proposed Amount: Not reported
Final Monetary Amount: Not reported
Paid Amount: Not reported
Final Count: Not reported
Final Amount: Not reported

Found Violation: Yes
Agency Which Determined Violation: State
Violation Short Description: TSD - Preparedness and Prevention
Date Violation was Determined: 1999-02-26 00:00:00.0
Actual Return to Compliance Date: 1999-03-12 00:00:00.0
Return to Compliance Qualifier: Documented
Violation Responsible Agency: State
Scheduled Compliance Date: Not reported
Enforcement Identifier: 200
Date of Enforcement Action: 1999-03-02 00:00:00.0
Enforcement Responsible Agency: State
Enforcement Docket Number: Not reported
Enforcement Attorney: Not reported
Corrective Action Component: No
Appeal Initiated Date: Not reported
Appeal Resolution Date: Not reported
Disposition Status Date: Not reported
Disposition Status: Not reported
Disposition Status Description: Not reported
Consent/Final Order Sequence Number: Not reported
Consent/Final Order Respondent Name: Not reported
Consent/Final Order Lead Agency: Not reported
Enforcement Type: Not reported
Enforcement Responsible Person: Not reported
Enforcement Responsible Sub-Organization: Not reported
SEP Sequence Number: Not reported
SEP Expenditure Amount: Not reported
SEP Scheduled Completion Date: Not reported
SEP Actual Date: Not reported
SEP Defaulted Date: Not reported
SEP Type: Not reported
SEP Type Description: Not reported
Proposed Amount: Not reported
Final Monetary Amount: Not reported
Paid Amount: Not reported

BROCO INC (Continued) **1000176809**

Final Count: Not reported
Final Amount: Not reported

Found Violation: Yes
Agency Which Determined Violation: State
Violation Short Description: TSD - Container Use and Management
Date Violation was Determined: 1999-04-22 00:00:00.0
Actual Return to Compliance Date: 1999-04-30 00:00:00.0
Return to Compliance Qualifier: Documented
Violation Responsible Agency: State
Scheduled Compliance Date: Not reported
Enforcement Identifier: 245
Date of Enforcement Action: 2000-06-13 00:00:00.0
Enforcement Responsible Agency: State
Enforcement Docket Number: Not reported
Enforcement Attorney: Not reported
Corrective Action Component: No
Appeal Initiated Date: Not reported
Appeal Resolution Date: Not reported
Disposition Status Date: Not reported
Disposition Status: Not reported
Disposition Status Description: Not reported
Consent/Final Order Sequence Number: Not reported
Consent/Final Order Respondent Name: Not reported
Consent/Final Order Lead Agency: Not reported
Enforcement Type: INITIAL 3008(A) COMPLIANCE
Enforcement Responsible Person: Not reported
Enforcement Responsible Sub-Organization: Not reported
SEP Sequence Number: Not reported
SEP Expenditure Amount: Not reported
SEP Scheduled Completion Date: Not reported
SEP Actual Date: Not reported
SEP Defaulted Date: Not reported
SEP Type: Not reported
SEP Type Description: Not reported
Proposed Amount: 62750
Final Monetary Amount: Not reported
Paid Amount: Not reported
Final Count: Not reported
Final Amount: Not reported

Found Violation: Yes
Agency Which Determined Violation: State
Violation Short Description: TSD - Preparedness and Prevention
Date Violation was Determined: 2004-07-13 00:00:00.0
Actual Return to Compliance Date: 2004-10-01 00:00:00.0
Return to Compliance Qualifier: Documented
Violation Responsible Agency: State
Scheduled Compliance Date: Not reported
Enforcement Identifier: 201
Date of Enforcement Action: 2007-04-27 00:00:00.0
Enforcement Responsible Agency: State
Enforcement Docket Number: Not reported
Enforcement Attorney: Not reported
Corrective Action Component: No
Appeal Initiated Date: Not reported
Appeal Resolution Date: Not reported

BROCO INC (Continued) **1000176809**

Disposition Status Date:	Not reported
Disposition Status:	Not reported
Disposition Status Description:	Not reported
Consent/Final Order Sequence Number:	Not reported
Consent/Final Order Respondent Name:	Not reported
Consent/Final Order Lead Agency:	Not reported
Enforcement Type:	FINAL 3008(A) COMPLIANCE ORDER
Enforcement Responsible Person:	Not reported
Enforcement Responsible Sub-Organization:	Not reported
SEP Sequence Number:	Not reported
SEP Expenditure Amount:	Not reported
SEP Scheduled Completion Date:	Not reported
SEP Actual Date:	Not reported
SEP Defaulted Date:	Not reported
SEP Type:	Not reported
SEP Type Description:	Not reported
Proposed Amount:	Not reported
Final Monetary Amount:	5000
Paid Amount:	Not reported
Final Count:	1
Final Amount:	10000

Found Violation:	No
Agency Which Determined Violation:	Not reported
Violation Short Description:	Not reported
Date Violation was Determined:	Not reported
Actual Return to Compliance Date:	Not reported
Return to Compliance Qualifier:	Not reported
Violation Responsible Agency:	Not reported
Scheduled Compliance Date:	Not reported
Enforcement Identifier:	Not reported
Date of Enforcement Action:	Not reported
Enforcement Responsible Agency:	Not reported
Enforcement Docket Number:	Not reported
Enforcement Attorney:	Not reported
Corrective Action Component:	Not reported
Appeal Initiated Date:	Not reported
Appeal Resolution Date:	Not reported
Disposition Status Date:	Not reported
Disposition Status:	Not reported
Disposition Status Description:	Not reported
Consent/Final Order Sequence Number:	Not reported
Consent/Final Order Respondent Name:	Not reported
Consent/Final Order Lead Agency:	Not reported
Enforcement Type:	Not reported
Enforcement Responsible Person:	Not reported
Enforcement Responsible Sub-Organization:	Not reported
SEP Sequence Number:	Not reported
SEP Expenditure Amount:	Not reported
SEP Scheduled Completion Date:	Not reported
SEP Actual Date:	Not reported
SEP Defaulted Date:	Not reported
SEP Type:	Not reported
SEP Type Description:	Not reported
Proposed Amount:	Not reported
Final Monetary Amount:	Not reported
Paid Amount:	Not reported

BROCO INC (Continued) **1000176809**

Final Count:	Not reported
Final Amount:	Not reported
Found Violation:	Yes
Agency Which Determined Violation:	State
Violation Short Description:	TSD - Financial Requirements
Date Violation was Determined:	1994-12-21 00:00:00.0
Actual Return to Compliance Date:	1995-01-07 00:00:00.0
Return to Compliance Qualifier:	Observed
Violation Responsible Agency:	State
Scheduled Compliance Date:	Not reported
Enforcement Identifier:	011
Date of Enforcement Action:	1994-12-21 00:00:00.0
Enforcement Responsible Agency:	State
Enforcement Docket Number:	Not reported
Enforcement Attorney:	Not reported
Corrective Action Component:	No
Appeal Initiated Date:	Not reported
Appeal Resolution Date:	Not reported
Disposition Status Date:	Not reported
Disposition Status:	Not reported
Disposition Status Description:	Not reported
Consent/Final Order Sequence Number:	Not reported
Consent/Final Order Respondent Name:	Not reported
Consent/Final Order Lead Agency:	Not reported
Enforcement Type:	WRITTEN INFORMAL
Enforcement Responsible Person:	R9STA
Enforcement Responsible Sub-Organization:	Not reported
SEP Sequence Number:	Not reported
SEP Expenditure Amount:	Not reported
SEP Scheduled Completion Date:	Not reported
SEP Actual Date:	Not reported
SEP Defaulted Date:	Not reported
SEP Type:	Not reported
SEP Type Description:	Not reported
Proposed Amount:	Not reported
Final Monetary Amount:	Not reported
Paid Amount:	Not reported
Final Count:	Not reported
Final Amount:	Not reported
Found Violation:	Yes
Agency Which Determined Violation:	State
Violation Short Description:	TSD - Container Use and Management
Date Violation was Determined:	2004-07-13 00:00:00.0
Actual Return to Compliance Date:	2004-10-01 00:00:00.0
Return to Compliance Qualifier:	Documented
Violation Responsible Agency:	State
Scheduled Compliance Date:	Not reported
Enforcement Identifier:	200
Date of Enforcement Action:	2004-08-12 00:00:00.0
Enforcement Responsible Agency:	State
Enforcement Docket Number:	Not reported
Enforcement Attorney:	Not reported
Corrective Action Component:	No
Appeal Initiated Date:	Not reported
Appeal Resolution Date:	Not reported

BROCO INC (Continued) **1000176809**

Disposition Status Date: Not reported
Disposition Status: Not reported
Disposition Status Description: Not reported
Consent/Final Order Sequence Number:Not reported
Consent/Final Order Respondent Name: Not reported
Consent/Final Order Lead Agency: Not reported
Enforcement Type: Not reported
Enforcement Responsible Person: Not reported
Enforcement Responsible Sub-Organization: Not reported
SEP Sequence Number: Not reported
SEP Expenditure Amount: Not reported
SEP Scheduled Completion Date: Not reported
SEP Actual Date: Not reported
SEP Defaulted Date: Not reported
SEP Type: Not reported
SEP Type Description: Not reported
Proposed Amount: Not reported
Final Monetary Amount: Not reported
Paid Amount: Not reported
Final Count: Not reported
Final Amount: Not reported

Found Violation: Yes
Agency Which Determined Violation: State
Violation Short Description: TSD - General
Date Violation was Determined: 1996-06-18 00:00:00.0
Actual Return to Compliance Date: 1997-12-16 00:00:00.0
Return to Compliance Qualifier: Observed
Violation Responsible Agency: State
Scheduled Compliance Date: Not reported
Enforcement Identifier: 013
Date of Enforcement Action: 1996-06-18 00:00:00.0
Enforcement Responsible Agency: State
Enforcement Docket Number: Not reported
Enforcement Attorney: Not reported
Corrective Action Component: No
Appeal Initiated Date: Not reported
Appeal Resolution Date: Not reported
Disposition Status Date: Not reported
Disposition Status: Not reported
Disposition Status Description: Not reported
Consent/Final Order Sequence Number:Not reported
Consent/Final Order Respondent Name: Not reported
Consent/Final Order Lead Agency: Not reported
Enforcement Type: WRITTEN INFORMAL
Enforcement Responsible Person: R9STA
Enforcement Responsible Sub-Organization: Not reported
SEP Sequence Number: Not reported
SEP Expenditure Amount: Not reported
SEP Scheduled Completion Date: Not reported
SEP Actual Date: Not reported
SEP Defaulted Date: Not reported
SEP Type: Not reported
SEP Type Description: Not reported
Proposed Amount: Not reported
Final Monetary Amount: Not reported
Paid Amount: Not reported

BROCO INC (Continued) **1000176809**

Final Count: Not reported
Final Amount: Not reported

Found Violation: Yes
Agency Which Determined Violation: State
Violation Short Description: TSD - General Facility Standards
Date Violation was Determined: 2004-07-13 00:00:00.0
Actual Return to Compliance Date: 2004-08-23 00:00:00.0
Return to Compliance Qualifier: Documented
Violation Responsible Agency: State
Scheduled Compliance Date: Not reported
Enforcement Identifier: Not reported
Date of Enforcement Action: Not reported
Enforcement Responsible Agency: Not reported
Enforcement Docket Number: Not reported
Enforcement Attorney: Not reported
Corrective Action Component: Not reported
Appeal Initiated Date: Not reported
Appeal Resolution Date: Not reported
Disposition Status Date: Not reported
Disposition Status: Not reported
Disposition Status Description: Not reported
Consent/Final Order Sequence Number: Not reported
Consent/Final Order Respondent Name: Not reported
Consent/Final Order Lead Agency: Not reported
Enforcement Type: Not reported
Enforcement Responsible Person: Not reported
Enforcement Responsible Sub-Organization: Not reported
SEP Sequence Number: Not reported
SEP Expenditure Amount: Not reported
SEP Scheduled Completion Date: Not reported
SEP Actual Date: Not reported
SEP Defaulted Date: Not reported
SEP Type: Not reported
SEP Type Description: Not reported
Proposed Amount: Not reported
Final Monetary Amount: Not reported
Paid Amount: Not reported
Final Count: Not reported
Final Amount: Not reported

Found Violation: Yes
Agency Which Determined Violation: State
Violation Short Description: TSD - Financial Requirements
Date Violation was Determined: 2001-06-14 00:00:00.0
Actual Return to Compliance Date: 2002-06-25 00:00:00.0
Return to Compliance Qualifier: Documented
Violation Responsible Agency: State
Scheduled Compliance Date: Not reported
Enforcement Identifier: 290
Date of Enforcement Action: 2003-02-24 00:00:00.0
Enforcement Responsible Agency: State
Enforcement Docket Number: Not reported
Enforcement Attorney: Not reported
Corrective Action Component: No
Appeal Initiated Date: Not reported
Appeal Resolution Date: Not reported

BROCO INC (Continued) **1000176809**

Disposition Status Date:	Not reported
Disposition Status:	Not reported
Disposition Status Description:	Not reported
Consent/Final Order Sequence Number:	Not reported
Consent/Final Order Respondent Name:	Not reported
Consent/Final Order Lead Agency:	Not reported
Enforcement Type:	FINAL 3008(A) COMPLIANCE ORDER
Enforcement Responsible Person:	Not reported
Enforcement Responsible Sub-Organization:	Not reported
SEP Sequence Number:	Not reported
SEP Expenditure Amount:	Not reported
SEP Scheduled Completion Date:	Not reported
SEP Actual Date:	Not reported
SEP Defaulted Date:	Not reported
SEP Type:	Not reported
SEP Type Description:	Not reported
Proposed Amount:	Not reported
Final Monetary Amount:	2482064
Paid Amount:	Not reported
Final Count:	1
Final Amount:	2482064

Found Violation:	Yes
Agency Which Determined Violation:	State
Violation Short Description:	TSD - Preparedness and Prevention
Date Violation was Determined:	2004-07-13 00:00:00.0
Actual Return to Compliance Date:	2004-10-01 00:00:00.0
Return to Compliance Qualifier:	Documented
Violation Responsible Agency:	State
Scheduled Compliance Date:	Not reported
Enforcement Identifier:	202
Date of Enforcement Action:	2006-06-13 00:00:00.0
Enforcement Responsible Agency:	State
Enforcement Docket Number:	Not reported
Enforcement Attorney:	Not reported
Corrective Action Component:	No
Appeal Initiated Date:	Not reported
Appeal Resolution Date:	Not reported
Disposition Status Date:	Not reported
Disposition Status:	Not reported
Disposition Status Description:	Not reported
Consent/Final Order Sequence Number:	Not reported
Consent/Final Order Respondent Name:	Not reported
Consent/Final Order Lead Agency:	Not reported
Enforcement Type:	INITIAL 3008(A) COMPLIANCE
Enforcement Responsible Person:	Not reported
Enforcement Responsible Sub-Organization:	Not reported
SEP Sequence Number:	Not reported
SEP Expenditure Amount:	Not reported
SEP Scheduled Completion Date:	Not reported
SEP Actual Date:	Not reported
SEP Defaulted Date:	Not reported
SEP Type:	Not reported
SEP Type Description:	Not reported
Proposed Amount:	39900
Final Monetary Amount:	Not reported
Paid Amount:	Not reported

BROCO INC (Continued) **1000176809**

Final Count:	Not reported
Final Amount:	Not reported
Found Violation:	Yes
Agency Which Determined Violation:	State
Violation Short Description:	TSD - Financial Requirements
Date Violation was Determined:	1986-11-26 00:00:00.0
Actual Return to Compliance Date:	1998-11-15 00:00:00.0
Return to Compliance Qualifier:	Observed
Violation Responsible Agency:	State
Scheduled Compliance Date:	Not reported
Enforcement Identifier:	001
Date of Enforcement Action:	1986-10-24 00:00:00.0
Enforcement Responsible Agency:	State
Enforcement Docket Number:	Not reported
Enforcement Attorney:	Not reported
Corrective Action Component:	No
Appeal Initiated Date:	Not reported
Appeal Resolution Date:	Not reported
Disposition Status Date:	Not reported
Disposition Status:	Not reported
Disposition Status Description:	Not reported
Consent/Final Order Sequence Number:	Not reported
Consent/Final Order Respondent Name:	Not reported
Consent/Final Order Lead Agency:	Not reported
Enforcement Type:	WRITTEN INFORMAL
Enforcement Responsible Person:	R9STA
Enforcement Responsible Sub-Organization:	Not reported
SEP Sequence Number:	Not reported
SEP Expenditure Amount:	Not reported
SEP Scheduled Completion Date:	Not reported
SEP Actual Date:	Not reported
SEP Defaulted Date:	Not reported
SEP Type:	Not reported
SEP Type Description:	Not reported
Proposed Amount:	Not reported
Final Monetary Amount:	Not reported
Paid Amount:	Not reported
Final Count:	Not reported
Final Amount:	Not reported
Found Violation:	Yes
Agency Which Determined Violation:	State
Violation Short Description:	TSD - General Facility Standards
Date Violation was Determined:	1999-04-22 00:00:00.0
Actual Return to Compliance Date:	1999-04-30 00:00:00.0
Return to Compliance Qualifier:	Documented
Violation Responsible Agency:	State
Scheduled Compliance Date:	Not reported
Enforcement Identifier:	200
Date of Enforcement Action:	1999-04-23 00:00:00.0
Enforcement Responsible Agency:	State
Enforcement Docket Number:	Not reported
Enforcement Attorney:	Not reported
Corrective Action Component:	No
Appeal Initiated Date:	Not reported
Appeal Resolution Date:	Not reported

BROCO INC (Continued) **1000176809**

Disposition Status Date: Not reported
Disposition Status: Not reported
Disposition Status Description: Not reported
Consent/Final Order Sequence Number: Not reported
Consent/Final Order Respondent Name: Not reported
Consent/Final Order Lead Agency: Not reported
Enforcement Type: Not reported
Enforcement Responsible Person: Not reported
Enforcement Responsible Sub-Organization: Not reported
SEP Sequence Number: Not reported
SEP Expenditure Amount: Not reported
SEP Scheduled Completion Date: Not reported
SEP Actual Date: Not reported
SEP Defaulted Date: Not reported
SEP Type: Not reported
SEP Type Description: Not reported
Proposed Amount: Not reported
Final Monetary Amount: Not reported
Paid Amount: Not reported
Final Count: Not reported
Final Amount: Not reported

Found Violation: Yes
Agency Which Determined Violation: State
Violation Short Description: TSD - General Facility Standards
Date Violation was Determined: 2001-01-24 00:00:00.0
Actual Return to Compliance Date: 2001-09-06 00:00:00.0
Return to Compliance Qualifier: Documented
Violation Responsible Agency: State
Scheduled Compliance Date: Not reported
Enforcement Identifier: 290
Date of Enforcement Action: 2003-02-24 00:00:00.0
Enforcement Responsible Agency: State
Enforcement Docket Number: Not reported
Enforcement Attorney: Not reported
Corrective Action Component: No
Appeal Initiated Date: Not reported
Appeal Resolution Date: Not reported
Disposition Status Date: Not reported
Disposition Status: Not reported
Disposition Status Description: Not reported
Consent/Final Order Sequence Number: Not reported
Consent/Final Order Respondent Name: Not reported
Consent/Final Order Lead Agency: Not reported
Enforcement Type: FINAL 3008(A) COMPLIANCE ORDER
Enforcement Responsible Person: Not reported
Enforcement Responsible Sub-Organization: Not reported
SEP Sequence Number: Not reported
SEP Expenditure Amount: Not reported
SEP Scheduled Completion Date: Not reported
SEP Actual Date: Not reported
SEP Defaulted Date: Not reported
SEP Type: Not reported
SEP Type Description: Not reported
Proposed Amount: Not reported
Final Monetary Amount: 2482064
Paid Amount: Not reported

BROCO INC (Continued) **1000176809**

Final Count: 1
Final Amount: 2482064

Found Violation: Yes
Agency Which Determined Violation: State
Violation Short Description: TSD - Contingency Plan and Emergency Procedures
Date Violation was Determined: 2000-09-25 00:00:00.0
Actual Return to Compliance Date: 2000-11-29 00:00:00.0
Return to Compliance Qualifier: Documented
Violation Responsible Agency: State
Scheduled Compliance Date: Not reported
Enforcement Identifier: 200
Date of Enforcement Action: 2000-09-25 00:00:00.0
Enforcement Responsible Agency: State
Enforcement Docket Number: Not reported
Enforcement Attorney: Not reported
Corrective Action Component: No
Appeal Initiated Date: Not reported
Appeal Resolution Date: Not reported
Disposition Status Date: Not reported
Disposition Status: Not reported
Disposition Status Description: Not reported
Consent/Final Order Sequence Number: Not reported
Consent/Final Order Respondent Name: Not reported
Consent/Final Order Lead Agency: Not reported
Enforcement Type: Not reported
Enforcement Responsible Person: Not reported
Enforcement Responsible Sub-Organization: Not reported
SEP Sequence Number: Not reported
SEP Expenditure Amount: Not reported
SEP Scheduled Completion Date: Not reported
SEP Actual Date: Not reported
SEP Defaulted Date: Not reported
SEP Type: Not reported
SEP Type Description: Not reported
Proposed Amount: Not reported
Final Monetary Amount: Not reported
Paid Amount: Not reported
Final Count: Not reported
Final Amount: Not reported

Found Violation: Yes
Agency Which Determined Violation: State
Violation Short Description: TSD - General
Date Violation was Determined: 1995-11-27 00:00:00.0
Actual Return to Compliance Date: 1995-11-28 00:00:00.0
Return to Compliance Qualifier: Observed
Violation Responsible Agency: State
Scheduled Compliance Date: Not reported
Enforcement Identifier: 012
Date of Enforcement Action: 1995-11-28 00:00:00.0
Enforcement Responsible Agency: State
Enforcement Docket Number: Not reported
Enforcement Attorney: Not reported
Corrective Action Component: No
Appeal Initiated Date: Not reported
Appeal Resolution Date: Not reported

BROCO INC (Continued) **1000176809**

Disposition Status Date:	Not reported
Disposition Status:	Not reported
Disposition Status Description:	Not reported
Consent/Final Order Sequence Number:	Not reported
Consent/Final Order Respondent Name:	Not reported
Consent/Final Order Lead Agency:	Not reported
Enforcement Type:	WRITTEN INFORMAL
Enforcement Responsible Person:	R9STA
Enforcement Responsible Sub-Organization:	Not reported
SEP Sequence Number:	Not reported
SEP Expenditure Amount:	Not reported
SEP Scheduled Completion Date:	Not reported
SEP Actual Date:	Not reported
SEP Defaulted Date:	Not reported
SEP Type:	Not reported
SEP Type Description:	Not reported
Proposed Amount:	Not reported
Final Monetary Amount:	Not reported
Paid Amount:	Not reported
Final Count:	Not reported
Final Amount:	Not reported

Found Violation:	Yes
Agency Which Determined Violation:	State
Violation Short Description:	TSD - Financial Requirements
Date Violation was Determined:	1986-11-26 00:00:00.0
Actual Return to Compliance Date:	1998-11-15 00:00:00.0
Return to Compliance Qualifier:	Observed
Violation Responsible Agency:	State
Scheduled Compliance Date:	Not reported
Enforcement Identifier:	006
Date of Enforcement Action:	1989-12-18 00:00:00.0
Enforcement Responsible Agency:	State
Enforcement Docket Number:	Not reported
Enforcement Attorney:	Not reported
Corrective Action Component:	No
Appeal Initiated Date:	Not reported
Appeal Resolution Date:	Not reported
Disposition Status Date:	Not reported
Disposition Status:	Not reported
Disposition Status Description:	Not reported
Consent/Final Order Sequence Number:	Not reported
Consent/Final Order Respondent Name:	Not reported
Consent/Final Order Lead Agency:	Not reported
Enforcement Type:	FINAL 3008(A) COMPLIANCE ORDER
Enforcement Responsible Person:	R9STA
Enforcement Responsible Sub-Organization:	Not reported
SEP Sequence Number:	Not reported
SEP Expenditure Amount:	Not reported
SEP Scheduled Completion Date:	Not reported
SEP Actual Date:	Not reported
SEP Defaulted Date:	Not reported
SEP Type:	Not reported
SEP Type Description:	Not reported
Proposed Amount:	Not reported
Final Monetary Amount:	Not reported
Paid Amount:	Not reported

BROCO INC (Continued) **1000176809**

Final Count: Not reported
Final Amount: Not reported

Found Violation: Yes
Agency Which Determined Violation: State
Violation Short Description: TSD - Financial Requirements
Date Violation was Determined: 1989-10-30 00:00:00.0
Actual Return to Compliance Date: 1989-11-15 00:00:00.0
Return to Compliance Qualifier: Observed
Violation Responsible Agency: State
Scheduled Compliance Date: Not reported
Enforcement Identifier: 004
Date of Enforcement Action: 1989-10-31 00:00:00.0
Enforcement Responsible Agency: State
Enforcement Docket Number: Not reported
Enforcement Attorney: Not reported
Corrective Action Component: No
Appeal Initiated Date: Not reported
Appeal Resolution Date: Not reported
Disposition Status Date: Not reported
Disposition Status: Not reported
Disposition Status Description: Not reported
Consent/Final Order Sequence Number: Not reported
Consent/Final Order Respondent Name: Not reported
Consent/Final Order Lead Agency: Not reported
Enforcement Type: WRITTEN INFORMAL
Enforcement Responsible Person: R9STA
Enforcement Responsible Sub-Organization: Not reported
SEP Sequence Number: Not reported
SEP Expenditure Amount: Not reported
SEP Scheduled Completion Date: Not reported
SEP Actual Date: Not reported
SEP Defaulted Date: Not reported
SEP Type: Not reported
SEP Type Description: Not reported
Proposed Amount: Not reported
Final Monetary Amount: Not reported
Paid Amount: Not reported
Final Count: Not reported
Final Amount: Not reported

Found Violation: Yes
Agency Which Determined Violation: State
Violation Short Description: TSD - Container Use and Management
Date Violation was Determined: 2004-07-13 00:00:00.0
Actual Return to Compliance Date: 2004-10-01 00:00:00.0
Return to Compliance Qualifier: Documented
Violation Responsible Agency: State
Scheduled Compliance Date: Not reported
Enforcement Identifier: 201
Date of Enforcement Action: 2007-04-27 00:00:00.0
Enforcement Responsible Agency: State
Enforcement Docket Number: Not reported
Enforcement Attorney: Not reported
Corrective Action Component: No
Appeal Initiated Date: Not reported
Appeal Resolution Date: Not reported

BROCO INC (Continued) **1000176809**

Disposition Status Date:	Not reported
Disposition Status:	Not reported
Disposition Status Description:	Not reported
Consent/Final Order Sequence Number:	Not reported
Consent/Final Order Respondent Name:	Not reported
Consent/Final Order Lead Agency:	Not reported
Enforcement Type:	FINAL 3008(A) COMPLIANCE ORDER
Enforcement Responsible Person:	Not reported
Enforcement Responsible Sub-Organization:	Not reported
SEP Sequence Number:	Not reported
SEP Expenditure Amount:	Not reported
SEP Scheduled Completion Date:	Not reported
SEP Actual Date:	Not reported
SEP Defaulted Date:	Not reported
SEP Type:	Not reported
SEP Type Description:	Not reported
Proposed Amount:	Not reported
Final Monetary Amount:	5000
Paid Amount:	Not reported
Final Count:	1
Final Amount:	10000

Found Violation:	No
Agency Which Determined Violation:	Not reported
Violation Short Description:	Not reported
Date Violation was Determined:	Not reported
Actual Return to Compliance Date:	Not reported
Return to Compliance Qualifier:	Not reported
Violation Responsible Agency:	Not reported
Scheduled Compliance Date:	Not reported
Enforcement Identifier:	Not reported
Date of Enforcement Action:	Not reported
Enforcement Responsible Agency:	Not reported
Enforcement Docket Number:	Not reported
Enforcement Attorney:	Not reported
Corrective Action Component:	Not reported
Appeal Initiated Date:	Not reported
Appeal Resolution Date:	Not reported
Disposition Status Date:	Not reported
Disposition Status:	Not reported
Disposition Status Description:	Not reported
Consent/Final Order Sequence Number:	Not reported
Consent/Final Order Respondent Name:	Not reported
Consent/Final Order Lead Agency:	Not reported
Enforcement Type:	Not reported
Enforcement Responsible Person:	Not reported
Enforcement Responsible Sub-Organization:	Not reported
SEP Sequence Number:	Not reported
SEP Expenditure Amount:	Not reported
SEP Scheduled Completion Date:	Not reported
SEP Actual Date:	Not reported
SEP Defaulted Date:	Not reported
SEP Type:	Not reported
SEP Type Description:	Not reported
Proposed Amount:	Not reported
Final Monetary Amount:	Not reported
Paid Amount:	Not reported

BROCO INC (Continued) **1000176809**

Final Count:	Not reported
Final Amount:	Not reported
Found Violation:	Yes
Agency Which Determined Violation:	State
Violation Short Description:	TSD - General Facility Standards
Date Violation was Determined:	1999-02-26 00:00:00.0
Actual Return to Compliance Date:	1999-03-12 00:00:00.0
Return to Compliance Qualifier:	Documented
Violation Responsible Agency:	State
Scheduled Compliance Date:	Not reported
Enforcement Identifier:	245
Date of Enforcement Action:	2000-06-13 00:00:00.0
Enforcement Responsible Agency:	State
Enforcement Docket Number:	Not reported
Enforcement Attorney:	Not reported
Corrective Action Component:	No
Appeal Initiated Date:	Not reported
Appeal Resolution Date:	Not reported
Disposition Status Date:	Not reported
Disposition Status:	Not reported
Disposition Status Description:	Not reported
Consent/Final Order Sequence Number:	Not reported
Consent/Final Order Respondent Name:	Not reported
Consent/Final Order Lead Agency:	Not reported
Enforcement Type:	INITIAL 3008(A) COMPLIANCE
Enforcement Responsible Person:	Not reported
Enforcement Responsible Sub-Organization:	Not reported
SEP Sequence Number:	Not reported
SEP Expenditure Amount:	Not reported
SEP Scheduled Completion Date:	Not reported
SEP Actual Date:	Not reported
SEP Defaulted Date:	Not reported
SEP Type:	Not reported
SEP Type Description:	Not reported
Proposed Amount:	62750
Final Monetary Amount:	Not reported
Paid Amount:	Not reported
Final Count:	Not reported
Final Amount:	Not reported
Found Violation:	Yes
Agency Which Determined Violation:	State
Violation Short Description:	TSD - Financial Requirements
Date Violation was Determined:	1986-11-26 00:00:00.0
Actual Return to Compliance Date:	1998-11-15 00:00:00.0
Return to Compliance Qualifier:	Observed
Violation Responsible Agency:	State
Scheduled Compliance Date:	Not reported
Enforcement Identifier:	002
Date of Enforcement Action:	1988-04-22 00:00:00.0
Enforcement Responsible Agency:	State
Enforcement Docket Number:	Not reported
Enforcement Attorney:	Not reported
Corrective Action Component:	No
Appeal Initiated Date:	Not reported
Appeal Resolution Date:	Not reported

BROCO INC (Continued) **1000176809**

Disposition Status Date:	Not reported
Disposition Status:	Not reported
Disposition Status Description:	Not reported
Consent/Final Order Sequence Number:	Not reported
Consent/Final Order Respondent Name:	Not reported
Consent/Final Order Lead Agency:	Not reported
Enforcement Type:	WRITTEN INFORMAL
Enforcement Responsible Person:	R9STA
Enforcement Responsible Sub-Organization:	Not reported
SEP Sequence Number:	Not reported
SEP Expenditure Amount:	Not reported
SEP Scheduled Completion Date:	Not reported
SEP Actual Date:	Not reported
SEP Defaulted Date:	Not reported
SEP Type:	Not reported
SEP Type Description:	Not reported
Proposed Amount:	Not reported
Final Monetary Amount:	Not reported
Paid Amount:	Not reported
Final Count:	Not reported
Final Amount:	Not reported

Found Violation:	Yes
Agency Which Determined Violation:	State
Violation Short Description:	TSD - General Facility Standards
Date Violation was Determined:	2004-07-13 00:00:00.0
Actual Return to Compliance Date:	2004-08-23 00:00:00.0
Return to Compliance Qualifier:	Documented
Violation Responsible Agency:	State
Scheduled Compliance Date:	Not reported
Enforcement Identifier:	200
Date of Enforcement Action:	2004-08-12 00:00:00.0
Enforcement Responsible Agency:	State
Enforcement Docket Number:	Not reported
Enforcement Attorney:	Not reported
Corrective Action Component:	No
Appeal Initiated Date:	Not reported
Appeal Resolution Date:	Not reported
Disposition Status Date:	Not reported
Disposition Status:	Not reported
Disposition Status Description:	Not reported
Consent/Final Order Sequence Number:	Not reported
Consent/Final Order Respondent Name:	Not reported
Consent/Final Order Lead Agency:	Not reported
Enforcement Type:	Not reported
Enforcement Responsible Person:	Not reported
Enforcement Responsible Sub-Organization:	Not reported
SEP Sequence Number:	Not reported
SEP Expenditure Amount:	Not reported
SEP Scheduled Completion Date:	Not reported
SEP Actual Date:	Not reported
SEP Defaulted Date:	Not reported
SEP Type:	Not reported
SEP Type Description:	Not reported
Proposed Amount:	Not reported
Final Monetary Amount:	Not reported
Paid Amount:	Not reported

BROCO INC (Continued) **1000176809**

Final Count: Not reported
Final Amount: Not reported

Found Violation: Yes
Agency Which Determined Violation: State
Violation Short Description: TSD - Container Use and Management
Date Violation was Determined: 1999-07-28 00:00:00.0
Actual Return to Compliance Date: 1999-08-05 00:00:00.0
Return to Compliance Qualifier: Documented
Violation Responsible Agency: State
Scheduled Compliance Date: Not reported
Enforcement Identifier: 200
Date of Enforcement Action: 1999-07-29 00:00:00.0
Enforcement Responsible Agency: State
Enforcement Docket Number: Not reported
Enforcement Attorney: Not reported
Corrective Action Component: No
Appeal Initiated Date: Not reported
Appeal Resolution Date: Not reported
Disposition Status Date: Not reported
Disposition Status: Not reported
Disposition Status Description: Not reported
Consent/Final Order Sequence Number: Not reported
Consent/Final Order Respondent Name: Not reported
Consent/Final Order Lead Agency: Not reported
Enforcement Type: Not reported
Enforcement Responsible Person: Not reported
Enforcement Responsible Sub-Organization: Not reported
SEP Sequence Number: Not reported
SEP Expenditure Amount: Not reported
SEP Scheduled Completion Date: Not reported
SEP Actual Date: Not reported
SEP Defaulted Date: Not reported
SEP Type: Not reported
SEP Type Description: Not reported
Proposed Amount: Not reported
Final Monetary Amount: Not reported
Paid Amount: Not reported
Final Count: Not reported
Final Amount: Not reported

Found Violation: Yes
Agency Which Determined Violation: State
Violation Short Description: LDR - General
Date Violation was Determined: 1998-12-21 00:00:00.0
Actual Return to Compliance Date: 1998-12-21 00:00:00.0
Return to Compliance Qualifier: Documented
Violation Responsible Agency: State
Scheduled Compliance Date: Not reported
Enforcement Identifier: 201
Date of Enforcement Action: 1998-12-21 00:00:00.0
Enforcement Responsible Agency: State
Enforcement Docket Number: Not reported
Enforcement Attorney: Not reported
Corrective Action Component: No
Appeal Initiated Date: Not reported
Appeal Resolution Date: Not reported

BROCO INC (Continued) **1000176809**

Disposition Status Date: Not reported
Disposition Status: Not reported
Disposition Status Description: Not reported
Consent/Final Order Sequence Number:Not reported
Consent/Final Order Respondent Name: Not reported
Consent/Final Order Lead Agency: Not reported
Enforcement Type: Not reported
Enforcement Responsible Person: Not reported
Enforcement Responsible Sub-Organization: Not reported
SEP Sequence Number: Not reported
SEP Expenditure Amount: Not reported
SEP Scheduled Completion Date: Not reported
SEP Actual Date: Not reported
SEP Defaulted Date: Not reported
SEP Type: Not reported
SEP Type Description: Not reported
Proposed Amount: Not reported
Final Monetary Amount: Not reported
Paid Amount: Not reported
Final Count: Not reported
Final Amount: Not reported

Found Violation: Yes
Agency Which Determined Violation: State
Violation Short Description: TSD - General
Date Violation was Determined: 1996-12-18 00:00:00.0
Actual Return to Compliance Date: 1997-12-16 00:00:00.0
Return to Compliance Qualifier: Observed
Violation Responsible Agency: State
Scheduled Compliance Date: 1997-01-17 00:00:00.0
Enforcement Identifier: 014
Date of Enforcement Action: 1996-12-18 00:00:00.0
Enforcement Responsible Agency: State
Enforcement Docket Number: Not reported
Enforcement Attorney: Not reported
Corrective Action Component: No
Appeal Initiated Date: Not reported
Appeal Resolution Date: Not reported
Disposition Status Date: Not reported
Disposition Status: Not reported
Disposition Status Description: Not reported
Consent/Final Order Sequence Number:Not reported
Consent/Final Order Respondent Name: Not reported
Consent/Final Order Lead Agency: Not reported
Enforcement Type: WRITTEN INFORMAL
Enforcement Responsible Person: R9STA
Enforcement Responsible Sub-Organization: Not reported
SEP Sequence Number: Not reported
SEP Expenditure Amount: Not reported
SEP Scheduled Completion Date: Not reported
SEP Actual Date: Not reported
SEP Defaulted Date: Not reported
SEP Type: Not reported
SEP Type Description: Not reported
Proposed Amount: Not reported
Final Monetary Amount: Not reported
Paid Amount: Not reported

BROCO INC (Continued) **1000176809**

Final Count: Not reported
Final Amount: Not reported

Found Violation: Yes
Agency Which Determined Violation: State
Violation Short Description: TSD - Container Use and Management
Date Violation was Determined: 1999-07-28 00:00:00.0
Actual Return to Compliance Date: 1999-08-05 00:00:00.0
Return to Compliance Qualifier: Documented
Violation Responsible Agency: State
Scheduled Compliance Date: Not reported
Enforcement Identifier: 245
Date of Enforcement Action: 2000-06-13 00:00:00.0
Enforcement Responsible Agency: State
Enforcement Docket Number: Not reported
Enforcement Attorney: Not reported
Corrective Action Component: No
Appeal Initiated Date: Not reported
Appeal Resolution Date: Not reported
Disposition Status Date: Not reported
Disposition Status: Not reported
Disposition Status Description: Not reported
Consent/Final Order Sequence Number: Not reported
Consent/Final Order Respondent Name: Not reported
Consent/Final Order Lead Agency: Not reported
Enforcement Type: INITIAL 3008(A) COMPLIANCE
Enforcement Responsible Person: Not reported
Enforcement Responsible Sub-Organization: Not reported
SEP Sequence Number: Not reported
SEP Expenditure Amount: Not reported
SEP Scheduled Completion Date: Not reported
SEP Actual Date: Not reported
SEP Defaulted Date: Not reported
SEP Type: Not reported
SEP Type Description: Not reported
Proposed Amount: 62750
Final Monetary Amount: Not reported
Paid Amount: Not reported
Final Count: Not reported
Final Amount: Not reported

Found Violation: Yes
Agency Which Determined Violation: State
Violation Short Description: TSD - General Facility Standards
Date Violation was Determined: 1999-07-28 00:00:00.0
Actual Return to Compliance Date: 1999-08-05 00:00:00.0
Return to Compliance Qualifier: Documented
Violation Responsible Agency: State
Scheduled Compliance Date: Not reported
Enforcement Identifier: 200
Date of Enforcement Action: 1999-07-29 00:00:00.0
Enforcement Responsible Agency: State
Enforcement Docket Number: Not reported
Enforcement Attorney: Not reported
Corrective Action Component: No
Appeal Initiated Date: Not reported
Appeal Resolution Date: Not reported

BROCO INC (Continued) **1000176809**

Disposition Status Date: Not reported
Disposition Status: Not reported
Disposition Status Description: Not reported
Consent/Final Order Sequence Number: Not reported
Consent/Final Order Respondent Name: Not reported
Consent/Final Order Lead Agency: Not reported
Enforcement Type: Not reported
Enforcement Responsible Person: Not reported
Enforcement Responsible Sub-Organization: Not reported
SEP Sequence Number: Not reported
SEP Expenditure Amount: Not reported
SEP Scheduled Completion Date: Not reported
SEP Actual Date: Not reported
SEP Defaulted Date: Not reported
SEP Type: Not reported
SEP Type Description: Not reported
Proposed Amount: Not reported
Final Monetary Amount: Not reported
Paid Amount: Not reported
Final Count: Not reported
Final Amount: Not reported

Found Violation: No
Agency Which Determined Violation: Not reported
Violation Short Description: Not reported
Date Violation was Determined: Not reported
Actual Return to Compliance Date: Not reported
Return to Compliance Qualifier: Not reported
Violation Responsible Agency: Not reported
Scheduled Compliance Date: Not reported
Enforcement Identifier: Not reported
Date of Enforcement Action: Not reported
Enforcement Responsible Agency: Not reported
Enforcement Docket Number: Not reported
Enforcement Attorney: Not reported
Corrective Action Component: Not reported
Appeal Initiated Date: Not reported
Appeal Resolution Date: Not reported
Disposition Status Date: Not reported
Disposition Status: Not reported
Disposition Status Description: Not reported
Consent/Final Order Sequence Number: Not reported
Consent/Final Order Respondent Name: Not reported
Consent/Final Order Lead Agency: Not reported
Enforcement Type: Not reported
Enforcement Responsible Person: Not reported
Enforcement Responsible Sub-Organization: Not reported
SEP Sequence Number: Not reported
SEP Expenditure Amount: Not reported
SEP Scheduled Completion Date: Not reported
SEP Actual Date: Not reported
SEP Defaulted Date: Not reported
SEP Type: Not reported
SEP Type Description: Not reported
Proposed Amount: Not reported
Final Monetary Amount: Not reported
Paid Amount: Not reported

BROCO INC (Continued) **1000176809**

Final Count: Not reported
Final Amount: Not reported

Found Violation: Yes
Agency Which Determined Violation: State
Violation Short Description: TSD - General Facility Standards
Date Violation was Determined: 1999-02-26 00:00:00.0
Actual Return to Compliance Date: 1999-03-12 00:00:00.0
Return to Compliance Qualifier: Documented
Violation Responsible Agency: State
Scheduled Compliance Date: Not reported
Enforcement Identifier: 200
Date of Enforcement Action: 1999-03-02 00:00:00.0
Enforcement Responsible Agency: State
Enforcement Docket Number: Not reported
Enforcement Attorney: Not reported
Corrective Action Component: No
Appeal Initiated Date: Not reported
Appeal Resolution Date: Not reported
Disposition Status Date: Not reported
Disposition Status: Not reported
Disposition Status Description: Not reported
Consent/Final Order Sequence Number: Not reported
Consent/Final Order Respondent Name: Not reported
Consent/Final Order Lead Agency: Not reported
Enforcement Type: Not reported
Enforcement Responsible Person: Not reported
Enforcement Responsible Sub-Organization: Not reported
SEP Sequence Number: Not reported
SEP Expenditure Amount: Not reported
SEP Scheduled Completion Date: Not reported
SEP Actual Date: Not reported
SEP Defaulted Date: Not reported
SEP Type: Not reported
SEP Type Description: Not reported
Proposed Amount: Not reported
Final Monetary Amount: Not reported
Paid Amount: Not reported
Final Count: Not reported
Final Amount: Not reported

Found Violation: Yes
Agency Which Determined Violation: State
Violation Short Description: LDR - General
Date Violation was Determined: 1996-06-18 00:00:00.0
Actual Return to Compliance Date: 1997-12-16 00:00:00.0
Return to Compliance Qualifier: Observed
Violation Responsible Agency: State
Scheduled Compliance Date: Not reported
Enforcement Identifier: 013
Date of Enforcement Action: 1996-06-18 00:00:00.0
Enforcement Responsible Agency: State
Enforcement Docket Number: Not reported
Enforcement Attorney: Not reported
Corrective Action Component: No
Appeal Initiated Date: Not reported
Appeal Resolution Date: Not reported

BROCO INC (Continued) **1000176809**

Disposition Status Date: Not reported
Disposition Status: Not reported
Disposition Status Description: Not reported
Consent/Final Order Sequence Number: Not reported
Consent/Final Order Respondent Name: Not reported
Consent/Final Order Lead Agency: Not reported
Enforcement Type: WRITTEN INFORMAL
Enforcement Responsible Person: R9STA
Enforcement Responsible Sub-Organization: Not reported
SEP Sequence Number: Not reported
SEP Expenditure Amount: Not reported
SEP Scheduled Completion Date: Not reported
SEP Actual Date: Not reported
SEP Defaulted Date: Not reported
SEP Type: Not reported
SEP Type Description: Not reported
Proposed Amount: Not reported
Final Monetary Amount: Not reported
Paid Amount: Not reported
Final Count: Not reported
Final Amount: Not reported

Found Violation: Yes
Agency Which Determined Violation: State
Violation Short Description: TSD - Container Use and Management
Date Violation was Determined: 2004-07-13 00:00:00.0
Actual Return to Compliance Date: 2004-10-01 00:00:00.0
Return to Compliance Qualifier: Documented
Violation Responsible Agency: State
Scheduled Compliance Date: Not reported
Enforcement Identifier: Not reported
Date of Enforcement Action: Not reported
Enforcement Responsible Agency: Not reported
Enforcement Docket Number: Not reported
Enforcement Attorney: Not reported
Corrective Action Component: Not reported
Appeal Initiated Date: Not reported
Appeal Resolution Date: Not reported
Disposition Status Date: Not reported
Disposition Status: Not reported
Disposition Status Description: Not reported
Consent/Final Order Sequence Number: Not reported
Consent/Final Order Respondent Name: Not reported
Consent/Final Order Lead Agency: Not reported
Enforcement Type: Not reported
Enforcement Responsible Person: Not reported
Enforcement Responsible Sub-Organization: Not reported
SEP Sequence Number: Not reported
SEP Expenditure Amount: Not reported
SEP Scheduled Completion Date: Not reported
SEP Actual Date: Not reported
SEP Defaulted Date: Not reported
SEP Type: Not reported
SEP Type Description: Not reported
Proposed Amount: Not reported
Final Monetary Amount: Not reported
Paid Amount: Not reported

BROCO INC (Continued) **1000176809**

Final Count: Not reported
Final Amount: Not reported

Found Violation: Yes
Agency Which Determined Violation: State
Violation Short Description: TSD - General
Date Violation was Determined: 1994-03-28 00:00:00.0
Actual Return to Compliance Date: 1995-01-07 00:00:00.0
Return to Compliance Qualifier: Observed
Violation Responsible Agency: State
Scheduled Compliance Date: Not reported
Enforcement Identifier: 009
Date of Enforcement Action: 1994-03-28 00:00:00.0
Enforcement Responsible Agency: State
Enforcement Docket Number: Not reported
Enforcement Attorney: Not reported
Corrective Action Component: No
Appeal Initiated Date: Not reported
Appeal Resolution Date: Not reported
Disposition Status Date: Not reported
Disposition Status: Not reported
Disposition Status Description: Not reported
Consent/Final Order Sequence Number: Not reported
Consent/Final Order Respondent Name: Not reported
Consent/Final Order Lead Agency: Not reported
Enforcement Type: WRITTEN INFORMAL
Enforcement Responsible Person: R9STA
Enforcement Responsible Sub-Organization: Not reported
SEP Sequence Number: Not reported
SEP Expenditure Amount: Not reported
SEP Scheduled Completion Date: Not reported
SEP Actual Date: Not reported
SEP Defaulted Date: Not reported
SEP Type: Not reported
SEP Type Description: Not reported
Proposed Amount: Not reported
Final Monetary Amount: Not reported
Paid Amount: Not reported
Final Count: Not reported
Final Amount: Not reported

Found Violation: Yes
Agency Which Determined Violation: State
Violation Short Description: TSD - General Facility Standards
Date Violation was Determined: 2000-09-25 00:00:00.0
Actual Return to Compliance Date: 2000-11-29 00:00:00.0
Return to Compliance Qualifier: Documented
Violation Responsible Agency: State
Scheduled Compliance Date: Not reported
Enforcement Identifier: 200
Date of Enforcement Action: 2000-09-25 00:00:00.0
Enforcement Responsible Agency: State
Enforcement Docket Number: Not reported
Enforcement Attorney: Not reported
Corrective Action Component: No
Appeal Initiated Date: Not reported
Appeal Resolution Date: Not reported

BROCO INC (Continued) **1000176809**

Disposition Status Date: Not reported
Disposition Status: Not reported
Disposition Status Description: Not reported
Consent/Final Order Sequence Number: Not reported
Consent/Final Order Respondent Name: Not reported
Consent/Final Order Lead Agency: Not reported
Enforcement Type: Not reported
Enforcement Responsible Person: Not reported
Enforcement Responsible Sub-Organization: Not reported
SEP Sequence Number: Not reported
SEP Expenditure Amount: Not reported
SEP Scheduled Completion Date: Not reported
SEP Actual Date: Not reported
SEP Defaulted Date: Not reported
SEP Type: Not reported
SEP Type Description: Not reported
Proposed Amount: Not reported
Final Monetary Amount: Not reported
Paid Amount: Not reported
Final Count: Not reported
Final Amount: Not reported

Found Violation: No
Agency Which Determined Violation: Not reported
Violation Short Description: Not reported
Date Violation was Determined: Not reported
Actual Return to Compliance Date: Not reported
Return to Compliance Qualifier: Not reported
Violation Responsible Agency: Not reported
Scheduled Compliance Date: Not reported
Enforcement Identifier: Not reported
Date of Enforcement Action: Not reported
Enforcement Responsible Agency: Not reported
Enforcement Docket Number: Not reported
Enforcement Attorney: Not reported
Corrective Action Component: Not reported
Appeal Initiated Date: Not reported
Appeal Resolution Date: Not reported
Disposition Status Date: Not reported
Disposition Status: Not reported
Disposition Status Description: Not reported
Consent/Final Order Sequence Number: Not reported
Consent/Final Order Respondent Name: Not reported
Consent/Final Order Lead Agency: Not reported
Enforcement Type: Not reported
Enforcement Responsible Person: Not reported
Enforcement Responsible Sub-Organization: Not reported
SEP Sequence Number: Not reported
SEP Expenditure Amount: Not reported
SEP Scheduled Completion Date: Not reported
SEP Actual Date: Not reported
SEP Defaulted Date: Not reported
SEP Type: Not reported
SEP Type Description: Not reported
Proposed Amount: Not reported
Final Monetary Amount: Not reported
Paid Amount: Not reported

BROCO INC (Continued) **1000176809**

Final Count: Not reported
Final Amount: Not reported

Found Violation: No
Agency Which Determined Violation: Not reported
Violation Short Description: Not reported
Date Violation was Determined: Not reported
Actual Return to Compliance Date: Not reported
Return to Compliance Qualifier: Not reported
Violation Responsible Agency: Not reported
Scheduled Compliance Date: Not reported
Enforcement Identifier: Not reported
Date of Enforcement Action: Not reported
Enforcement Responsible Agency: Not reported
Enforcement Docket Number: Not reported
Enforcement Attorney: Not reported
Corrective Action Component: Not reported
Appeal Initiated Date: Not reported
Appeal Resolution Date: Not reported
Disposition Status Date: Not reported
Disposition Status: Not reported
Disposition Status Description: Not reported
Consent/Final Order Sequence Number: Not reported
Consent/Final Order Respondent Name: Not reported
Consent/Final Order Lead Agency: Not reported
Enforcement Type: Not reported
Enforcement Responsible Person: Not reported
Enforcement Responsible Sub-Organization: Not reported
SEP Sequence Number: Not reported
SEP Expenditure Amount: Not reported
SEP Scheduled Completion Date: Not reported
SEP Actual Date: Not reported
SEP Defaulted Date: Not reported
SEP Type: Not reported
SEP Type Description: Not reported
Proposed Amount: Not reported
Final Monetary Amount: Not reported
Paid Amount: Not reported
Final Count: Not reported
Final Amount: Not reported

Found Violation: Yes
Agency Which Determined Violation: State
Violation Short Description: TSD - General Facility Standards
Date Violation was Determined: 2001-01-24 00:00:00.0
Actual Return to Compliance Date: 2001-09-06 00:00:00.0
Return to Compliance Qualifier: Documented
Violation Responsible Agency: State
Scheduled Compliance Date: Not reported
Enforcement Identifier: 200
Date of Enforcement Action: 2001-01-24 00:00:00.0
Enforcement Responsible Agency: State
Enforcement Docket Number: Not reported
Enforcement Attorney: Not reported
Corrective Action Component: No
Appeal Initiated Date: Not reported
Appeal Resolution Date: Not reported

BROCO INC (Continued) **1000176809**

Disposition Status Date: Not reported
Disposition Status: Not reported
Disposition Status Description: Not reported
Consent/Final Order Sequence Number: Not reported
Consent/Final Order Respondent Name: Not reported
Consent/Final Order Lead Agency: Not reported
Enforcement Type: Not reported
Enforcement Responsible Person: Not reported
Enforcement Responsible Sub-Organization: Not reported
SEP Sequence Number: Not reported
SEP Expenditure Amount: Not reported
SEP Scheduled Completion Date: Not reported
SEP Actual Date: Not reported
SEP Defaulted Date: Not reported
SEP Type: Not reported
SEP Type Description: Not reported
Proposed Amount: Not reported
Final Monetary Amount: Not reported
Paid Amount: Not reported
Final Count: Not reported
Final Amount: Not reported

Found Violation: Yes
Agency Which Determined Violation: State
Violation Short Description: TSD - Container Use and Management
Date Violation was Determined: 1999-07-28 00:00:00.0
Actual Return to Compliance Date: 1999-07-29 00:00:00.0
Return to Compliance Qualifier: Documented
Violation Responsible Agency: State
Scheduled Compliance Date: Not reported
Enforcement Identifier: 200
Date of Enforcement Action: 1999-07-29 00:00:00.0
Enforcement Responsible Agency: State
Enforcement Docket Number: Not reported
Enforcement Attorney: Not reported
Corrective Action Component: No
Appeal Initiated Date: Not reported
Appeal Resolution Date: Not reported
Disposition Status Date: Not reported
Disposition Status: Not reported
Disposition Status Description: Not reported
Consent/Final Order Sequence Number: Not reported
Consent/Final Order Respondent Name: Not reported
Consent/Final Order Lead Agency: Not reported
Enforcement Type: Not reported
Enforcement Responsible Person: Not reported
Enforcement Responsible Sub-Organization: Not reported
SEP Sequence Number: Not reported
SEP Expenditure Amount: Not reported
SEP Scheduled Completion Date: Not reported
SEP Actual Date: Not reported
SEP Defaulted Date: Not reported
SEP Type: Not reported
SEP Type Description: Not reported
Proposed Amount: Not reported
Final Monetary Amount: Not reported
Paid Amount: Not reported

BROCO INC (Continued) **1000176809**

Final Count: Not reported
Final Amount: Not reported

Found Violation: Yes
Agency Which Determined Violation: State
Violation Short Description: TSD - Financial Requirements
Date Violation was Determined: 2000-09-28 00:00:00.0
Actual Return to Compliance Date: 2000-11-29 00:00:00.0
Return to Compliance Qualifier: Documented
Violation Responsible Agency: State
Scheduled Compliance Date: Not reported
Enforcement Identifier: 200
Date of Enforcement Action: 2000-09-29 00:00:00.0
Enforcement Responsible Agency: State
Enforcement Docket Number: Not reported
Enforcement Attorney: Not reported
Corrective Action Component: No
Appeal Initiated Date: Not reported
Appeal Resolution Date: Not reported
Disposition Status Date: Not reported
Disposition Status: Not reported
Disposition Status Description: Not reported
Consent/Final Order Sequence Number: Not reported
Consent/Final Order Respondent Name: Not reported
Consent/Final Order Lead Agency: Not reported
Enforcement Type: Not reported
Enforcement Responsible Person: Not reported
Enforcement Responsible Sub-Organization: Not reported
SEP Sequence Number: Not reported
SEP Expenditure Amount: Not reported
SEP Scheduled Completion Date: Not reported
SEP Actual Date: Not reported
SEP Defaulted Date: Not reported
SEP Type: Not reported
SEP Type Description: Not reported
Proposed Amount: Not reported
Final Monetary Amount: Not reported
Paid Amount: Not reported
Final Count: Not reported
Final Amount: Not reported

Found Violation: Yes
Agency Which Determined Violation: State
Violation Short Description: TSD - General Facility Standards
Date Violation was Determined: 2001-01-24 00:00:00.0
Actual Return to Compliance Date: 2001-09-06 00:00:00.0
Return to Compliance Qualifier: Documented
Violation Responsible Agency: State
Scheduled Compliance Date: Not reported
Enforcement Identifier: 285
Date of Enforcement Action: 2001-09-06 00:00:00.0
Enforcement Responsible Agency: State
Enforcement Docket Number: Not reported
Enforcement Attorney: Not reported
Corrective Action Component: No
Appeal Initiated Date: Not reported
Appeal Resolution Date: Not reported

BROCO INC (Continued) **1000176809**

Disposition Status Date:	Not reported
Disposition Status:	Not reported
Disposition Status Description:	Not reported
Consent/Final Order Sequence Number:	Not reported
Consent/Final Order Respondent Name:	Not reported
Consent/Final Order Lead Agency:	Not reported
Enforcement Type:	INITIAL 3008(A) COMPLIANCE
Enforcement Responsible Person:	Not reported
Enforcement Responsible Sub-Organization:	Not reported
SEP Sequence Number:	Not reported
SEP Expenditure Amount:	Not reported
SEP Scheduled Completion Date:	Not reported
SEP Actual Date:	Not reported
SEP Defaulted Date:	Not reported
SEP Type:	Not reported
SEP Type Description:	Not reported
Proposed Amount:	2494318
Final Monetary Amount:	Not reported
Paid Amount:	Not reported
Final Count:	Not reported
Final Amount:	Not reported

Found Violation:	No
Agency Which Determined Violation:	Not reported
Violation Short Description:	Not reported
Date Violation was Determined:	Not reported
Actual Return to Compliance Date:	Not reported
Return to Compliance Qualifier:	Not reported
Violation Responsible Agency:	Not reported
Scheduled Compliance Date:	Not reported
Enforcement Identifier:	Not reported
Date of Enforcement Action:	Not reported
Enforcement Responsible Agency:	Not reported
Enforcement Docket Number:	Not reported
Enforcement Attorney:	Not reported
Corrective Action Component:	Not reported
Appeal Initiated Date:	Not reported
Appeal Resolution Date:	Not reported
Disposition Status Date:	Not reported
Disposition Status:	Not reported
Disposition Status Description:	Not reported
Consent/Final Order Sequence Number:	Not reported
Consent/Final Order Respondent Name:	Not reported
Consent/Final Order Lead Agency:	Not reported
Enforcement Type:	Not reported
Enforcement Responsible Person:	Not reported
Enforcement Responsible Sub-Organization:	Not reported
SEP Sequence Number:	Not reported
SEP Expenditure Amount:	Not reported
SEP Scheduled Completion Date:	Not reported
SEP Actual Date:	Not reported
SEP Defaulted Date:	Not reported
SEP Type:	Not reported
SEP Type Description:	Not reported
Proposed Amount:	Not reported
Final Monetary Amount:	Not reported
Paid Amount:	Not reported

BROCO INC (Continued) **1000176809**

Final Count: Not reported
Final Amount: Not reported

Found Violation: Yes
Agency Which Determined Violation: State
Violation Short Description: TSD - General Facility Standards
Date Violation was Determined: 1999-07-28 00:00:00.0
Actual Return to Compliance Date: 1999-08-05 00:00:00.0
Return to Compliance Qualifier: Documented
Violation Responsible Agency: State
Scheduled Compliance Date: Not reported
Enforcement Identifier: 250
Date of Enforcement Action: 2000-09-22 00:00:00.0
Enforcement Responsible Agency: State
Enforcement Docket Number: Not reported
Enforcement Attorney: Not reported
Corrective Action Component: No
Appeal Initiated Date: Not reported
Appeal Resolution Date: Not reported
Disposition Status Date: Not reported
Disposition Status: Not reported
Disposition Status Description: Not reported
Consent/Final Order Sequence Number: Not reported
Consent/Final Order Respondent Name: Not reported
Consent/Final Order Lead Agency: Not reported
Enforcement Type: FINAL 3008(A) COMPLIANCE ORDER
Enforcement Responsible Person: Not reported
Enforcement Responsible Sub-Organization: Not reported
SEP Sequence Number: Not reported
SEP Expenditure Amount: Not reported
SEP Scheduled Completion Date: Not reported
SEP Actual Date: Not reported
SEP Defaulted Date: Not reported
SEP Type: Not reported
SEP Type Description: Not reported
Proposed Amount: Not reported
Final Monetary Amount: 40000
Paid Amount: Not reported
Final Count: 1
Final Amount: 45000

Found Violation: Yes
Agency Which Determined Violation: State
Violation Short Description: TSD - General
Date Violation was Determined: 1998-09-22 00:00:00.0
Actual Return to Compliance Date: 1998-09-22 00:00:00.0
Return to Compliance Qualifier: Observed
Violation Responsible Agency: State
Scheduled Compliance Date: 1998-09-22 00:00:00.0
Enforcement Identifier: 016
Date of Enforcement Action: 1998-09-22 00:00:00.0
Enforcement Responsible Agency: State
Enforcement Docket Number: Not reported
Enforcement Attorney: Not reported
Corrective Action Component: No
Appeal Initiated Date: Not reported
Appeal Resolution Date: Not reported

BROCO INC (Continued) **1000176809**

Disposition Status Date: Not reported
Disposition Status: Not reported
Disposition Status Description: Not reported
Consent/Final Order Sequence Number:Not reported
Consent/Final Order Respondent Name: Not reported
Consent/Final Order Lead Agency: Not reported
Enforcement Type: WRITTEN INFORMAL
Enforcement Responsible Person: R9STA
Enforcement Responsible Sub-Organization: Not reported
SEP Sequence Number: Not reported
SEP Expenditure Amount: Not reported
SEP Scheduled Completion Date: Not reported
SEP Actual Date: Not reported
SEP Defaulted Date: Not reported
SEP Type: Not reported
SEP Type Description: Not reported
Proposed Amount: Not reported
Final Monetary Amount: Not reported
Paid Amount: Not reported
Final Count: Not reported
Final Amount: Not reported

Found Violation: No
Agency Which Determined Violation: Not reported
Violation Short Description: Not reported
Date Violation was Determined: Not reported
Actual Return to Compliance Date: Not reported
Return to Compliance Qualifier: Not reported
Violation Responsible Agency: Not reported
Scheduled Compliance Date: Not reported
Enforcement Identifier: Not reported
Date of Enforcement Action: Not reported
Enforcement Responsible Agency: Not reported
Enforcement Docket Number: Not reported
Enforcement Attorney: Not reported
Corrective Action Component: Not reported
Appeal Initiated Date: Not reported
Appeal Resolution Date: Not reported
Disposition Status Date: Not reported
Disposition Status: Not reported
Disposition Status Description: Not reported
Consent/Final Order Sequence Number:Not reported
Consent/Final Order Respondent Name: Not reported
Consent/Final Order Lead Agency: Not reported
Enforcement Type: Not reported
Enforcement Responsible Person: Not reported
Enforcement Responsible Sub-Organization: Not reported
SEP Sequence Number: Not reported
SEP Expenditure Amount: Not reported
SEP Scheduled Completion Date: Not reported
SEP Actual Date: Not reported
SEP Defaulted Date: Not reported
SEP Type: Not reported
SEP Type Description: Not reported
Proposed Amount: Not reported
Final Monetary Amount: Not reported
Paid Amount: Not reported

BROCO INC (Continued) **1000176809**

Final Count: Not reported
Final Amount: Not reported

Found Violation: Yes
Agency Which Determined Violation: State
Violation Short Description: TSD - Preparedness and Prevention
Date Violation was Determined: 2004-07-13 00:00:00.0
Actual Return to Compliance Date: 2004-10-01 00:00:00.0
Return to Compliance Qualifier: Documented
Violation Responsible Agency: State
Scheduled Compliance Date: Not reported
Enforcement Identifier: Not reported
Date of Enforcement Action: Not reported
Enforcement Responsible Agency: Not reported
Enforcement Docket Number: Not reported
Enforcement Attorney: Not reported
Corrective Action Component: Not reported
Appeal Initiated Date: Not reported
Appeal Resolution Date: Not reported
Disposition Status Date: Not reported
Disposition Status: Not reported
Disposition Status Description: Not reported
Consent/Final Order Sequence Number: Not reported
Consent/Final Order Respondent Name: Not reported
Consent/Final Order Lead Agency: Not reported
Enforcement Type: Not reported
Enforcement Responsible Person: Not reported
Enforcement Responsible Sub-Organization: Not reported
SEP Sequence Number: Not reported
SEP Expenditure Amount: Not reported
SEP Scheduled Completion Date: Not reported
SEP Actual Date: Not reported
SEP Defaulted Date: Not reported
SEP Type: Not reported
SEP Type Description: Not reported
Proposed Amount: Not reported
Final Monetary Amount: Not reported
Paid Amount: Not reported
Final Count: Not reported
Final Amount: Not reported

Found Violation: Yes
Agency Which Determined Violation: State
Violation Short Description: TSD - General Facility Standards
Date Violation was Determined: 2001-01-24 00:00:00.0
Actual Return to Compliance Date: 2001-09-06 00:00:00.0
Return to Compliance Qualifier: Documented
Violation Responsible Agency: State
Scheduled Compliance Date: Not reported
Enforcement Identifier: 275
Date of Enforcement Action: 2001-03-09 00:00:00.0
Enforcement Responsible Agency: State
Enforcement Docket Number: Not reported
Enforcement Attorney: Not reported
Corrective Action Component: No
Appeal Initiated Date: Not reported
Appeal Resolution Date: Not reported

BROCO INC (Continued) **1000176809**

Disposition Status Date: Not reported
Disposition Status: Not reported
Disposition Status Description: Not reported
Consent/Final Order Sequence Number: Not reported
Consent/Final Order Respondent Name: Not reported
Consent/Final Order Lead Agency: Not reported
Enforcement Type: INITIAL IMMINENT AND SUBSTANTIAL ENDANGERMENT ORDER
Enforcement Responsible Person: Not reported
Enforcement Responsible Sub-Organization: Not reported
SEP Sequence Number: Not reported
SEP Expenditure Amount: Not reported
SEP Scheduled Completion Date: Not reported
SEP Actual Date: Not reported
SEP Defaulted Date: Not reported
SEP Type: Not reported
SEP Type Description: Not reported
Proposed Amount: Not reported
Final Monetary Amount: Not reported
Paid Amount: Not reported
Final Count: Not reported
Final Amount: Not reported

Found Violation: No
Agency Which Determined Violation: Not reported
Violation Short Description: Not reported
Date Violation was Determined: Not reported
Actual Return to Compliance Date: Not reported
Return to Compliance Qualifier: Not reported
Violation Responsible Agency: Not reported
Scheduled Compliance Date: Not reported
Enforcement Identifier: Not reported
Date of Enforcement Action: Not reported
Enforcement Responsible Agency: Not reported
Enforcement Docket Number: Not reported
Enforcement Attorney: Not reported
Corrective Action Component: Not reported
Appeal Initiated Date: Not reported
Appeal Resolution Date: Not reported
Disposition Status Date: Not reported
Disposition Status: Not reported
Disposition Status Description: Not reported
Consent/Final Order Sequence Number: Not reported
Consent/Final Order Respondent Name: Not reported
Consent/Final Order Lead Agency: Not reported
Enforcement Type: Not reported
Enforcement Responsible Person: Not reported
Enforcement Responsible Sub-Organization: Not reported
SEP Sequence Number: Not reported
SEP Expenditure Amount: Not reported
SEP Scheduled Completion Date: Not reported
SEP Actual Date: Not reported
SEP Defaulted Date: Not reported
SEP Type: Not reported
SEP Type Description: Not reported
Proposed Amount: Not reported
Final Monetary Amount: Not reported
Paid Amount: Not reported

BROCO INC (Continued) **1000176809**

Final Count: Not reported
Final Amount: Not reported

Found Violation: Yes
Agency Which Determined Violation: State
Violation Short Description: TSD - General
Date Violation was Determined: 1993-05-07 00:00:00.0
Actual Return to Compliance Date: 1994-05-05 00:00:00.0
Return to Compliance Qualifier: Observed
Violation Responsible Agency: State
Scheduled Compliance Date: Not reported
Enforcement Identifier: 008
Date of Enforcement Action: 1993-07-27 00:00:00.0
Enforcement Responsible Agency: State
Enforcement Docket Number: Not reported
Enforcement Attorney: Not reported
Corrective Action Component: No
Appeal Initiated Date: Not reported
Appeal Resolution Date: Not reported
Disposition Status Date: Not reported
Disposition Status: Not reported
Disposition Status Description: Not reported
Consent/Final Order Sequence Number: Not reported
Consent/Final Order Respondent Name: Not reported
Consent/Final Order Lead Agency: Not reported
Enforcement Type: INITIAL CIVIL JUDICIAL ACTION FOR COMPLIANCE AND/OR MONETARY PENALTY
Enforcement Responsible Person: R9STA
Enforcement Responsible Sub-Organization: Not reported
SEP Sequence Number: Not reported
SEP Expenditure Amount: Not reported
SEP Scheduled Completion Date: Not reported
SEP Actual Date: Not reported
SEP Defaulted Date: Not reported
SEP Type: Not reported
SEP Type Description: Not reported
Proposed Amount: Not reported
Final Monetary Amount: 35000
Paid Amount: Not reported
Final Count: 1
Final Amount: 35000

Found Violation: Yes
Agency Which Determined Violation: State
Violation Short Description: TSD - General
Date Violation was Determined: 1996-06-18 00:00:00.0
Actual Return to Compliance Date: 1997-12-16 00:00:00.0
Return to Compliance Qualifier: Observed
Violation Responsible Agency: State
Scheduled Compliance Date: Not reported
Enforcement Identifier: 013
Date of Enforcement Action: 1996-06-18 00:00:00.0
Enforcement Responsible Agency: State
Enforcement Docket Number: Not reported
Enforcement Attorney: Not reported
Corrective Action Component: No
Appeal Initiated Date: Not reported
Appeal Resolution Date: Not reported

BROCO INC (Continued) **1000176809**

Disposition Status Date:	Not reported
Disposition Status:	Not reported
Disposition Status Description:	Not reported
Consent/Final Order Sequence Number:	Not reported
Consent/Final Order Respondent Name:	Not reported
Consent/Final Order Lead Agency:	Not reported
Enforcement Type:	WRITTEN INFORMAL
Enforcement Responsible Person:	R9STA
Enforcement Responsible Sub-Organization:	Not reported
SEP Sequence Number:	Not reported
SEP Expenditure Amount:	Not reported
SEP Scheduled Completion Date:	Not reported
SEP Actual Date:	Not reported
SEP Defaulted Date:	Not reported
SEP Type:	Not reported
SEP Type Description:	Not reported
Proposed Amount:	Not reported
Final Monetary Amount:	Not reported
Paid Amount:	Not reported
Final Count:	Not reported
Final Amount:	Not reported

Found Violation:	Yes
Agency Which Determined Violation:	State
Violation Short Description:	TSD IS-Thermal Treatment
Date Violation was Determined:	1993-05-07 00:00:00.0
Actual Return to Compliance Date:	1994-05-05 00:00:00.0
Return to Compliance Qualifier:	Observed
Violation Responsible Agency:	State
Scheduled Compliance Date:	Not reported
Enforcement Identifier:	008
Date of Enforcement Action:	1993-07-27 00:00:00.0
Enforcement Responsible Agency:	State
Enforcement Docket Number:	Not reported
Enforcement Attorney:	Not reported
Corrective Action Component:	No
Appeal Initiated Date:	Not reported
Appeal Resolution Date:	Not reported
Disposition Status Date:	Not reported
Disposition Status:	Not reported
Disposition Status Description:	Not reported
Consent/Final Order Sequence Number:	Not reported
Consent/Final Order Respondent Name:	Not reported
Consent/Final Order Lead Agency:	Not reported
Enforcement Type:	INITIAL CIVIL JUDICIAL ACTION FOR COMPLIANCE AND/OR MONETARY PENALTY
Enforcement Responsible Person:	R9STA
Enforcement Responsible Sub-Organization:	Not reported
SEP Sequence Number:	Not reported
SEP Expenditure Amount:	Not reported
SEP Scheduled Completion Date:	Not reported
SEP Actual Date:	Not reported
SEP Defaulted Date:	Not reported
SEP Type:	Not reported
SEP Type Description:	Not reported
Proposed Amount:	Not reported
Final Monetary Amount:	35000
Paid Amount:	Not reported

BROCO INC (Continued) **1000176809**

Final Count:	1
Final Amount:	35000
Found Violation:	Yes
Agency Which Determined Violation:	State
Violation Short Description:	TSD - General Facility Standards
Date Violation was Determined:	2001-01-24 00:00:00.0
Actual Return to Compliance Date:	2001-09-06 00:00:00.0
Return to Compliance Qualifier:	Documented
Violation Responsible Agency:	State
Scheduled Compliance Date:	Not reported
Enforcement Identifier:	280
Date of Enforcement Action:	2001-09-06 00:00:00.0
Enforcement Responsible Agency:	State
Enforcement Docket Number:	Not reported
Enforcement Attorney:	Not reported
Corrective Action Component:	No
Appeal Initiated Date:	Not reported
Appeal Resolution Date:	Not reported
Disposition Status Date:	Not reported
Disposition Status:	Not reported
Disposition Status Description:	Not reported
Consent/Final Order Sequence Number:	Not reported
Consent/Final Order Respondent Name:	Not reported
Consent/Final Order Lead Agency:	Not reported
Enforcement Type:	Not reported
Enforcement Responsible Person:	Not reported
Enforcement Responsible Sub-Organization:	Not reported
SEP Sequence Number:	Not reported
SEP Expenditure Amount:	Not reported
SEP Scheduled Completion Date:	Not reported
SEP Actual Date:	Not reported
SEP Defaulted Date:	Not reported
SEP Type:	Not reported
SEP Type Description:	Not reported
Proposed Amount:	Not reported
Final Monetary Amount:	Not reported
Paid Amount:	Not reported
Final Count:	Not reported
Final Amount:	Not reported
Found Violation:	No
Agency Which Determined Violation:	Not reported
Violation Short Description:	Not reported
Date Violation was Determined:	Not reported
Actual Return to Compliance Date:	Not reported
Return to Compliance Qualifier:	Not reported
Violation Responsible Agency:	Not reported
Scheduled Compliance Date:	Not reported
Enforcement Identifier:	Not reported
Date of Enforcement Action:	Not reported
Enforcement Responsible Agency:	Not reported
Enforcement Docket Number:	Not reported
Enforcement Attorney:	Not reported
Corrective Action Component:	Not reported
Appeal Initiated Date:	Not reported
Appeal Resolution Date:	Not reported

BROCO INC (Continued) **1000176809**

Disposition Status Date: Not reported
Disposition Status: Not reported
Disposition Status Description: Not reported
Consent/Final Order Sequence Number:Not reported
Consent/Final Order Respondent Name: Not reported
Consent/Final Order Lead Agency: Not reported
Enforcement Type: Not reported
Enforcement Responsible Person: Not reported
Enforcement Responsible Sub-Organization: Not reported
SEP Sequence Number: Not reported
SEP Expenditure Amount: Not reported
SEP Scheduled Completion Date: Not reported
SEP Actual Date: Not reported
SEP Defaulted Date: Not reported
SEP Type: Not reported
SEP Type Description: Not reported
Proposed Amount: Not reported
Final Monetary Amount: Not reported
Paid Amount: Not reported
Final Count: Not reported
Final Amount: Not reported

Found Violation: Yes
Agency Which Determined Violation: State
Violation Short Description: TSD - General
Date Violation was Determined: 1996-12-18 00:00:00.0
Actual Return to Compliance Date: 1997-12-16 00:00:00.0
Return to Compliance Qualifier: Observed
Violation Responsible Agency: State
Scheduled Compliance Date: 1997-01-17 00:00:00.0
Enforcement Identifier: 014
Date of Enforcement Action: 1996-12-18 00:00:00.0
Enforcement Responsible Agency: State
Enforcement Docket Number: Not reported
Enforcement Attorney: Not reported
Corrective Action Component: No
Appeal Initiated Date: Not reported
Appeal Resolution Date: Not reported
Disposition Status Date: Not reported
Disposition Status: Not reported
Disposition Status Description: Not reported
Consent/Final Order Sequence Number:Not reported
Consent/Final Order Respondent Name: Not reported
Consent/Final Order Lead Agency: Not reported
Enforcement Type: WRITTEN INFORMAL
Enforcement Responsible Person: R9STA
Enforcement Responsible Sub-Organization: Not reported
SEP Sequence Number: Not reported
SEP Expenditure Amount: Not reported
SEP Scheduled Completion Date: Not reported
SEP Actual Date: Not reported
SEP Defaulted Date: Not reported
SEP Type: Not reported
SEP Type Description: Not reported
Proposed Amount: Not reported
Final Monetary Amount: Not reported
Paid Amount: Not reported

BROCO INC (Continued) **1000176809**

Final Count: Not reported
Final Amount: Not reported

Found Violation: Yes
Agency Which Determined Violation: State
Violation Short Description: TSD - General
Date Violation was Determined: 1997-04-10 00:00:00.0
Actual Return to Compliance Date: 1997-12-16 00:00:00.0
Return to Compliance Qualifier: Observed
Violation Responsible Agency: State
Scheduled Compliance Date: Not reported
Enforcement Identifier: 015
Date of Enforcement Action: 1997-04-10 00:00:00.0
Enforcement Responsible Agency: State
Enforcement Docket Number: Not reported
Enforcement Attorney: Not reported
Corrective Action Component: No
Appeal Initiated Date: Not reported
Appeal Resolution Date: Not reported
Disposition Status Date: Not reported
Disposition Status: Not reported
Disposition Status Description: Not reported
Consent/Final Order Sequence Number: Not reported
Consent/Final Order Respondent Name: Not reported
Consent/Final Order Lead Agency: Not reported
Enforcement Type: WRITTEN INFORMAL
Enforcement Responsible Person: R9STA
Enforcement Responsible Sub-Organization: Not reported
SEP Sequence Number: Not reported
SEP Expenditure Amount: Not reported
SEP Scheduled Completion Date: Not reported
SEP Actual Date: Not reported
SEP Defaulted Date: Not reported
SEP Type: Not reported
SEP Type Description: Not reported
Proposed Amount: Not reported
Final Monetary Amount: Not reported
Paid Amount: Not reported
Final Count: Not reported
Final Amount: Not reported

Found Violation: Yes
Agency Which Determined Violation: State
Violation Short Description: TSD - General
Date Violation was Determined: 1993-05-07 00:00:00.0
Actual Return to Compliance Date: 1994-05-05 00:00:00.0
Return to Compliance Qualifier: Observed
Violation Responsible Agency: State
Scheduled Compliance Date: Not reported
Enforcement Identifier: 008
Date of Enforcement Action: 1993-07-27 00:00:00.0
Enforcement Responsible Agency: State
Enforcement Docket Number: Not reported
Enforcement Attorney: Not reported
Corrective Action Component: No
Appeal Initiated Date: Not reported
Appeal Resolution Date: Not reported

BROCO INC (Continued) **1000176809**

Disposition Status Date: Not reported
Disposition Status: Not reported
Disposition Status Description: Not reported
Consent/Final Order Sequence Number: Not reported
Consent/Final Order Respondent Name: Not reported
Consent/Final Order Lead Agency: Not reported
Enforcement Type: INITIAL CIVIL JUDICIAL ACTION FOR COMPLIANCE AND/OR MONETARY PENALTY
Enforcement Responsible Person: R9STA
Enforcement Responsible Sub-Organization: Not reported
SEP Sequence Number: Not reported
SEP Expenditure Amount: Not reported
SEP Scheduled Completion Date: Not reported
SEP Actual Date: Not reported
SEP Defaulted Date: Not reported
SEP Type: Not reported
SEP Type Description: Not reported
Proposed Amount: Not reported
Final Monetary Amount: 35000
Paid Amount: Not reported
Final Count: 1
Final Amount: 35000

Found Violation: Yes
Agency Which Determined Violation: State
Violation Short Description: TSD - General Facility Standards
Date Violation was Determined: 1999-07-28 00:00:00.0
Actual Return to Compliance Date: 1999-08-05 00:00:00.0
Return to Compliance Qualifier: Documented
Violation Responsible Agency: State
Scheduled Compliance Date: Not reported
Enforcement Identifier: 245
Date of Enforcement Action: 2000-06-13 00:00:00.0
Enforcement Responsible Agency: State
Enforcement Docket Number: Not reported
Enforcement Attorney: Not reported
Corrective Action Component: No
Appeal Initiated Date: Not reported
Appeal Resolution Date: Not reported
Disposition Status Date: Not reported
Disposition Status: Not reported
Disposition Status Description: Not reported
Consent/Final Order Sequence Number: Not reported
Consent/Final Order Respondent Name: Not reported
Consent/Final Order Lead Agency: Not reported
Enforcement Type: INITIAL 3008(A) COMPLIANCE
Enforcement Responsible Person: Not reported
Enforcement Responsible Sub-Organization: Not reported
SEP Sequence Number: Not reported
SEP Expenditure Amount: Not reported
SEP Scheduled Completion Date: Not reported
SEP Actual Date: Not reported
SEP Defaulted Date: Not reported
SEP Type: Not reported
SEP Type Description: Not reported
Proposed Amount: 62750
Final Monetary Amount: Not reported
Paid Amount: Not reported

BROCO INC (Continued) **1000176809**

Final Count: Not reported
Final Amount: Not reported

Found Violation: No
Agency Which Determined Violation: Not reported
Violation Short Description: Not reported
Date Violation was Determined: Not reported
Actual Return to Compliance Date: Not reported
Return to Compliance Qualifier: Not reported
Violation Responsible Agency: Not reported
Scheduled Compliance Date: Not reported
Enforcement Identifier: Not reported
Date of Enforcement Action: Not reported
Enforcement Responsible Agency: Not reported
Enforcement Docket Number: Not reported
Enforcement Attorney: Not reported
Corrective Action Component: Not reported
Appeal Initiated Date: Not reported
Appeal Resolution Date: Not reported
Disposition Status Date: Not reported
Disposition Status: Not reported
Disposition Status Description: Not reported
Consent/Final Order Sequence Number: Not reported
Consent/Final Order Respondent Name: Not reported
Consent/Final Order Lead Agency: Not reported
Enforcement Type: Not reported
Enforcement Responsible Person: Not reported
Enforcement Responsible Sub-Organization: Not reported
SEP Sequence Number: Not reported
SEP Expenditure Amount: Not reported
SEP Scheduled Completion Date: Not reported
SEP Actual Date: Not reported
SEP Defaulted Date: Not reported
SEP Type: Not reported
SEP Type Description: Not reported
Proposed Amount: Not reported
Final Monetary Amount: Not reported
Paid Amount: Not reported
Final Count: Not reported
Final Amount: Not reported

Found Violation: No
Agency Which Determined Violation: Not reported
Violation Short Description: Not reported
Date Violation was Determined: Not reported
Actual Return to Compliance Date: Not reported
Return to Compliance Qualifier: Not reported
Violation Responsible Agency: Not reported
Scheduled Compliance Date: Not reported
Enforcement Identifier: Not reported
Date of Enforcement Action: Not reported
Enforcement Responsible Agency: Not reported
Enforcement Docket Number: Not reported
Enforcement Attorney: Not reported
Corrective Action Component: Not reported
Appeal Initiated Date: Not reported
Appeal Resolution Date: Not reported

BROCO INC (Continued) **1000176809**

Disposition Status Date: Not reported
Disposition Status: Not reported
Disposition Status Description: Not reported
Consent/Final Order Sequence Number:Not reported
Consent/Final Order Respondent Name: Not reported
Consent/Final Order Lead Agency: Not reported
Enforcement Type: Not reported
Enforcement Responsible Person: Not reported
Enforcement Responsible Sub-Organization: Not reported
SEP Sequence Number: Not reported
SEP Expenditure Amount: Not reported
SEP Scheduled Completion Date: Not reported
SEP Actual Date: Not reported
SEP Defaulted Date: Not reported
SEP Type: Not reported
SEP Type Description: Not reported
Proposed Amount: Not reported
Final Monetary Amount: Not reported
Paid Amount: Not reported
Final Count: Not reported
Final Amount: Not reported

Found Violation: Yes
Agency Which Determined Violation: State
Violation Short Description: TSD - General
Date Violation was Determined: 1991-03-20 00:00:00.0
Actual Return to Compliance Date: 1991-05-02 00:00:00.0
Return to Compliance Qualifier: Observed
Violation Responsible Agency: State
Scheduled Compliance Date: 1991-08-02 00:00:00.0
Enforcement Identifier: 007
Date of Enforcement Action: 1991-04-17 00:00:00.0
Enforcement Responsible Agency: State
Enforcement Docket Number: Not reported
Enforcement Attorney: Not reported
Corrective Action Component: No
Appeal Initiated Date: Not reported
Appeal Resolution Date: Not reported
Disposition Status Date: Not reported
Disposition Status: Not reported
Disposition Status Description: Not reported
Consent/Final Order Sequence Number:Not reported
Consent/Final Order Respondent Name: Not reported
Consent/Final Order Lead Agency: Not reported
Enforcement Type: WRITTEN INFORMAL
Enforcement Responsible Person: R9STA
Enforcement Responsible Sub-Organization: Not reported
SEP Sequence Number: Not reported
SEP Expenditure Amount: Not reported
SEP Scheduled Completion Date: Not reported
SEP Actual Date: Not reported
SEP Defaulted Date: Not reported
SEP Type: Not reported
SEP Type Description: Not reported
Proposed Amount: Not reported
Final Monetary Amount: Not reported
Paid Amount: Not reported

BROCO INC (Continued) **1000176809**

Final Count: Not reported
Final Amount: Not reported

Found Violation: Yes
Agency Which Determined Violation: State
Violation Short Description: TSD - Financial Requirements
Date Violation was Determined: 2001-06-14 00:00:00.0
Actual Return to Compliance Date: 2002-06-25 00:00:00.0
Return to Compliance Qualifier: Documented
Violation Responsible Agency: State
Scheduled Compliance Date: Not reported
Enforcement Identifier: 290
Date of Enforcement Action: 2003-02-24 00:00:00.0
Enforcement Responsible Agency: State
Enforcement Docket Number: Not reported
Enforcement Attorney: Not reported
Corrective Action Component: No
Appeal Initiated Date: Not reported
Appeal Resolution Date: Not reported
Disposition Status Date: Not reported
Disposition Status: Not reported
Disposition Status Description: Not reported
Consent/Final Order Sequence Number: Not reported
Consent/Final Order Respondent Name: Not reported
Consent/Final Order Lead Agency: Not reported
Enforcement Type: FINAL 3008(A) COMPLIANCE ORDER
Enforcement Responsible Person: Not reported
Enforcement Responsible Sub-Organization: Not reported
SEP Sequence Number: Not reported
SEP Expenditure Amount: Not reported
SEP Scheduled Completion Date: Not reported
SEP Actual Date: Not reported
SEP Defaulted Date: Not reported
SEP Type: Not reported
SEP Type Description: Not reported
Proposed Amount: Not reported
Final Monetary Amount: 2482064
Paid Amount: Not reported
Final Count: 1
Final Amount: 2482064

Found Violation: Yes
Agency Which Determined Violation: State
Violation Short Description: TSD - General Facility Standards
Date Violation was Determined: 1999-04-22 00:00:00.0
Actual Return to Compliance Date: 1999-04-30 00:00:00.0
Return to Compliance Qualifier: Documented
Violation Responsible Agency: State
Scheduled Compliance Date: Not reported
Enforcement Identifier: 245
Date of Enforcement Action: 2000-06-13 00:00:00.0
Enforcement Responsible Agency: State
Enforcement Docket Number: Not reported
Enforcement Attorney: Not reported
Corrective Action Component: No
Appeal Initiated Date: Not reported
Appeal Resolution Date: Not reported

BROCO INC (Continued) **1000176809**

Disposition Status Date: Not reported
Disposition Status: Not reported
Disposition Status Description: Not reported
Consent/Final Order Sequence Number:Not reported
Consent/Final Order Respondent Name: Not reported
Consent/Final Order Lead Agency: Not reported
Enforcement Type: INITIAL 3008(A) COMPLIANCE
Enforcement Responsible Person: Not reported
Enforcement Responsible Sub-Organization: Not reported
SEP Sequence Number: Not reported
SEP Expenditure Amount: Not reported
SEP Scheduled Completion Date: Not reported
SEP Actual Date: Not reported
SEP Defaulted Date: Not reported
SEP Type: Not reported
SEP Type Description: Not reported
Proposed Amount: 62750
Final Monetary Amount: Not reported
Paid Amount: Not reported
Final Count: Not reported
Final Amount: Not reported

Evaluation Action Summary:
Evaluation Date: 1999-04-22 00:00:00.0
Evaluation Responsible Agency: State
Found Violation: Yes
Evaluation Type Description: COMPLIANCE EVALUATION INSPECTION ON-SITE
Evaluation Responsible Person Identifier: Not reported
Evaluation Responsible Sub-Organization: Not reported
Actual Return to Compliance Date: 1999-04-30 00:00:00.0
Scheduled Compliance Date: Not reported
Date of Request: Not reported
Date Response Received: Not reported
Request Agency: Not reported
Former Citation: Not reported

Evaluation Date: 1991-11-09 00:00:00.0
Evaluation Responsible Agency: EPA Contractor/Grantee
Found Violation: Yes
Evaluation Type Description: FINANCIAL RECORD REVIEW
Evaluation Responsible Person Identifier: R9EPA
Evaluation Responsible Sub-Organization: Not reported
Actual Return to Compliance Date: 1993-06-14 00:00:00.0
Scheduled Compliance Date: Not reported
Date of Request: Not reported
Date Response Received: Not reported
Request Agency: Not reported
Former Citation: Not reported

Evaluation Date: 2004-07-13 00:00:00.0
Evaluation Responsible Agency: State
Found Violation: Yes
Evaluation Type Description: COMPLIANCE EVALUATION INSPECTION ON-SITE
Evaluation Responsible Person Identifier: Not reported
Evaluation Responsible Sub-Organization: Not reported
Actual Return to Compliance Date: 2004-08-23 00:00:00.0
Scheduled Compliance Date: Not reported

BROCO INC (Continued) **1000176809**

Date of Request:	Not reported
Date Response Received:	Not reported
Request Agency:	Not reported
Former Citation:	Not reported
Evaluation Date:	2001-06-14 00:00:00.0
Evaluation Responsible Agency:	State
Found Violation:	Yes
Evaluation Type Description:	FINANCIAL RECORD REVIEW
Evaluation Responsible Person Identifier:	Not reported
Evaluation Responsible Sub-Organization:	Not reported
Actual Return to Compliance Date:	2002-06-25 00:00:00.0
Scheduled Compliance Date:	Not reported
Date of Request:	Not reported
Date Response Received:	Not reported
Request Agency:	Not reported
Former Citation:	Not reported
Evaluation Date:	2004-07-13 00:00:00.0
Evaluation Responsible Agency:	State
Found Violation:	No
Evaluation Type Description:	SIGNIFICANT NON-COMPLIER
Evaluation Responsible Person Identifier:	Not reported
Evaluation Responsible Sub-Organization:	Not reported
Actual Return to Compliance Date:	Not reported
Scheduled Compliance Date:	Not reported
Date of Request:	Not reported
Date Response Received:	Not reported
Request Agency:	Not reported
Former Citation:	Not reported
Evaluation Date:	1993-03-15 00:00:00.0
Evaluation Responsible Agency:	State
Found Violation:	Yes
Evaluation Type Description:	COMPLIANCE EVALUATION INSPECTION ON-SITE
Evaluation Responsible Person Identifier:	R9STA
Evaluation Responsible Sub-Organization:	Not reported
Actual Return to Compliance Date:	1994-05-05 00:00:00.0
Scheduled Compliance Date:	Not reported
Date of Request:	Not reported
Date Response Received:	Not reported
Request Agency:	Not reported
Former Citation:	Not reported
Evaluation Date:	1998-12-21 00:00:00.0
Evaluation Responsible Agency:	State
Found Violation:	Yes
Evaluation Type Description:	COMPLIANCE EVALUATION INSPECTION ON-SITE
Evaluation Responsible Person Identifier:	R9STA
Evaluation Responsible Sub-Organization:	Not reported
Actual Return to Compliance Date:	1998-12-21 00:00:00.0
Scheduled Compliance Date:	Not reported
Date of Request:	Not reported
Date Response Received:	Not reported
Request Agency:	Not reported
Former Citation:	Not reported

BROCO INC (Continued) **1000176809**

Evaluation Date:	1993-03-15 00:00:00.0
Evaluation Responsible Agency:	State
Found Violation:	Yes
Evaluation Type Description:	COMPLIANCE EVALUATION INSPECTION ON-SITE
Evaluation Responsible Person Identifier:	R9STA
Evaluation Responsible Sub-Organization:	Not reported
Actual Return to Compliance Date:	1994-05-05 00:00:00.0
Scheduled Compliance Date:	Not reported
Date of Request:	Not reported
Date Response Received:	Not reported
Request Agency:	Not reported
Former Citation:	Not reported

Evaluation Date:	1999-04-22 00:00:00.0
Evaluation Responsible Agency:	State
Found Violation:	Yes
Evaluation Type Description:	COMPLIANCE EVALUATION INSPECTION ON-SITE
Evaluation Responsible Person Identifier:	Not reported
Evaluation Responsible Sub-Organization:	Not reported
Actual Return to Compliance Date:	1999-04-30 00:00:00.0
Scheduled Compliance Date:	Not reported
Date of Request:	Not reported
Date Response Received:	Not reported
Request Agency:	Not reported
Former Citation:	Not reported

Evaluation Date:	1999-04-22 00:00:00.0
Evaluation Responsible Agency:	State
Found Violation:	Yes
Evaluation Type Description:	COMPLIANCE EVALUATION INSPECTION ON-SITE
Evaluation Responsible Person Identifier:	Not reported
Evaluation Responsible Sub-Organization:	Not reported
Actual Return to Compliance Date:	1999-04-30 00:00:00.0
Scheduled Compliance Date:	Not reported
Date of Request:	Not reported
Date Response Received:	Not reported
Request Agency:	Not reported
Former Citation:	Not reported

Evaluation Date:	2004-07-13 00:00:00.0
Evaluation Responsible Agency:	State
Found Violation:	Yes
Evaluation Type Description:	COMPLIANCE EVALUATION INSPECTION ON-SITE
Evaluation Responsible Person Identifier:	Not reported
Evaluation Responsible Sub-Organization:	Not reported
Actual Return to Compliance Date:	2004-08-23 00:00:00.0
Scheduled Compliance Date:	Not reported
Date of Request:	Not reported
Date Response Received:	Not reported
Request Agency:	Not reported
Former Citation:	Not reported

Evaluation Date:	1998-12-21 00:00:00.0
Evaluation Responsible Agency:	State
Found Violation:	Yes
Evaluation Type Description:	COMPLIANCE EVALUATION INSPECTION ON-SITE
Evaluation Responsible Person Identifier:	R9STA

BROCO INC (Continued) **1000176809**

Evaluation Responsible Sub-Organization:	Not reported
Actual Return to Compliance Date:	1998-12-21 00:00:00.0
Scheduled Compliance Date:	1999-01-21 00:00:00.0
Date of Request:	Not reported
Date Response Received:	Not reported
Request Agency:	Not reported
Former Citation:	Not reported

Evaluation Date:	2004-07-13 00:00:00.0
Evaluation Responsible Agency:	State
Found Violation:	Yes
Evaluation Type Description:	COMPLIANCE EVALUATION INSPECTION ON-SITE
Evaluation Responsible Person Identifier:	Not reported
Evaluation Responsible Sub-Organization:	Not reported
Actual Return to Compliance Date:	2004-10-01 00:00:00.0
Scheduled Compliance Date:	Not reported
Date of Request:	Not reported
Date Response Received:	Not reported
Request Agency:	Not reported
Former Citation:	Not reported

Evaluation Date:	1999-04-22 00:00:00.0
Evaluation Responsible Agency:	State
Found Violation:	Yes
Evaluation Type Description:	COMPLIANCE EVALUATION INSPECTION ON-SITE
Evaluation Responsible Person Identifier:	Not reported
Evaluation Responsible Sub-Organization:	Not reported
Actual Return to Compliance Date:	1999-04-30 00:00:00.0
Scheduled Compliance Date:	Not reported
Date of Request:	Not reported
Date Response Received:	Not reported
Request Agency:	Not reported
Former Citation:	Not reported

Evaluation Date:	1994-03-24 00:00:00.0
Evaluation Responsible Agency:	State
Found Violation:	Yes
Evaluation Type Description:	COMPLIANCE EVALUATION INSPECTION ON-SITE
Evaluation Responsible Person Identifier:	R9STA
Evaluation Responsible Sub-Organization:	Not reported
Actual Return to Compliance Date:	1995-01-07 00:00:00.0
Scheduled Compliance Date:	Not reported
Date of Request:	Not reported
Date Response Received:	Not reported
Request Agency:	Not reported
Former Citation:	Not reported

Evaluation Date:	1989-10-27 00:00:00.0
Evaluation Responsible Agency:	State
Found Violation:	Yes
Evaluation Type Description:	COMPLIANCE EVALUATION INSPECTION ON-SITE
Evaluation Responsible Person Identifier:	R9STA
Evaluation Responsible Sub-Organization:	Not reported
Actual Return to Compliance Date:	1989-12-22 00:00:00.0
Scheduled Compliance Date:	1989-12-22 00:00:00.0
Date of Request:	Not reported
Date Response Received:	Not reported

BROCO INC (Continued) **1000176809**

Request Agency:	Not reported
Former Citation:	Not reported
Evaluation Date:	2004-07-13 00:00:00.0
Evaluation Responsible Agency:	State
Found Violation:	Yes
Evaluation Type Description:	COMPLIANCE EVALUATION INSPECTION ON-SITE
Evaluation Responsible Person Identifier:	Not reported
Evaluation Responsible Sub-Organization:	Not reported
Actual Return to Compliance Date:	2004-08-23 00:00:00.0
Scheduled Compliance Date:	Not reported
Date of Request:	Not reported
Date Response Received:	Not reported
Request Agency:	Not reported
Former Citation:	Not reported
Evaluation Date:	1993-03-15 00:00:00.0
Evaluation Responsible Agency:	State
Found Violation:	Yes
Evaluation Type Description:	COMPLIANCE EVALUATION INSPECTION ON-SITE
Evaluation Responsible Person Identifier:	R9STA
Evaluation Responsible Sub-Organization:	Not reported
Actual Return to Compliance Date:	1994-05-05 00:00:00.0
Scheduled Compliance Date:	Not reported
Date of Request:	Not reported
Date Response Received:	Not reported
Request Agency:	Not reported
Former Citation:	Not reported
Evaluation Date:	2004-07-13 00:00:00.0
Evaluation Responsible Agency:	State
Found Violation:	Yes
Evaluation Type Description:	COMPLIANCE EVALUATION INSPECTION ON-SITE
Evaluation Responsible Person Identifier:	Not reported
Evaluation Responsible Sub-Organization:	Not reported
Actual Return to Compliance Date:	2004-10-01 00:00:00.0
Scheduled Compliance Date:	Not reported
Date of Request:	Not reported
Date Response Received:	Not reported
Request Agency:	Not reported
Former Citation:	Not reported
Evaluation Date:	2004-07-13 00:00:00.0
Evaluation Responsible Agency:	State
Found Violation:	Yes
Evaluation Type Description:	COMPLIANCE EVALUATION INSPECTION ON-SITE
Evaluation Responsible Person Identifier:	Not reported
Evaluation Responsible Sub-Organization:	Not reported
Actual Return to Compliance Date:	2004-08-23 00:00:00.0
Scheduled Compliance Date:	Not reported
Date of Request:	Not reported
Date Response Received:	Not reported
Request Agency:	Not reported
Former Citation:	Not reported
Evaluation Date:	2004-07-13 00:00:00.0
Evaluation Responsible Agency:	State

BROCO INC (Continued) **1000176809**

Found Violation:	Yes
Evaluation Type Description:	COMPLIANCE EVALUATION INSPECTION ON-SITE
Evaluation Responsible Person Identifier:	Not reported
Evaluation Responsible Sub-Organization:	Not reported
Actual Return to Compliance Date:	2004-08-23 00:00:00.0
Scheduled Compliance Date:	Not reported
Date of Request:	Not reported
Date Response Received:	Not reported
Request Agency:	Not reported
Former Citation:	Not reported

Evaluation Date:	2004-07-13 00:00:00.0
Evaluation Responsible Agency:	State
Found Violation:	Yes
Evaluation Type Description:	COMPLIANCE EVALUATION INSPECTION ON-SITE
Evaluation Responsible Person Identifier:	Not reported
Evaluation Responsible Sub-Organization:	Not reported
Actual Return to Compliance Date:	2004-08-23 00:00:00.0
Scheduled Compliance Date:	Not reported
Date of Request:	Not reported
Date Response Received:	Not reported
Request Agency:	Not reported
Former Citation:	Not reported

Evaluation Date:	1997-04-10 00:00:00.0
Evaluation Responsible Agency:	State
Found Violation:	Yes
Evaluation Type Description:	COMPLIANCE EVALUATION INSPECTION ON-SITE
Evaluation Responsible Person Identifier:	R9STA
Evaluation Responsible Sub-Organization:	Not reported
Actual Return to Compliance Date:	1997-12-16 00:00:00.0
Scheduled Compliance Date:	Not reported
Date of Request:	Not reported
Date Response Received:	Not reported
Request Agency:	Not reported
Former Citation:	Not reported

Evaluation Date:	2000-09-25 00:00:00.0
Evaluation Responsible Agency:	State
Found Violation:	Yes
Evaluation Type Description:	COMPLIANCE EVALUATION INSPECTION ON-SITE
Evaluation Responsible Person Identifier:	Not reported
Evaluation Responsible Sub-Organization:	Not reported
Actual Return to Compliance Date:	2000-11-29 00:00:00.0
Scheduled Compliance Date:	Not reported
Date of Request:	Not reported
Date Response Received:	Not reported
Request Agency:	Not reported
Former Citation:	Not reported

Evaluation Date:	2001-06-14 00:00:00.0
Evaluation Responsible Agency:	State
Found Violation:	Yes
Evaluation Type Description:	FINANCIAL RECORD REVIEW
Evaluation Responsible Person Identifier:	Not reported
Evaluation Responsible Sub-Organization:	Not reported
Actual Return to Compliance Date:	2002-06-25 00:00:00.0

BROCO INC (Continued) **1000176809**

Scheduled Compliance Date:	Not reported
Date of Request:	Not reported
Date Response Received:	Not reported
Request Agency:	Not reported
Former Citation:	Not reported
Evaluation Date:	1996-06-18 00:00:00.0
Evaluation Responsible Agency:	State
Found Violation:	Yes
Evaluation Type Description:	FOLLOW-UP INSPECTION
Evaluation Responsible Person Identifier:	R9STA
Evaluation Responsible Sub-Organization:	Not reported
Actual Return to Compliance Date:	1997-12-16 00:00:00.0
Scheduled Compliance Date:	Not reported
Date of Request:	Not reported
Date Response Received:	Not reported
Request Agency:	Not reported
Former Citation:	Not reported
Evaluation Date:	1994-03-24 00:00:00.0
Evaluation Responsible Agency:	State
Found Violation:	Yes
Evaluation Type Description:	COMPLIANCE EVALUATION INSPECTION ON-SITE
Evaluation Responsible Person Identifier:	R9STA
Evaluation Responsible Sub-Organization:	Not reported
Actual Return to Compliance Date:	1995-01-07 00:00:00.0
Scheduled Compliance Date:	Not reported
Date of Request:	Not reported
Date Response Received:	Not reported
Request Agency:	Not reported
Former Citation:	Not reported
Evaluation Date:	1999-04-30 00:00:00.0
Evaluation Responsible Agency:	State
Found Violation:	No
Evaluation Type Description:	NOT A SIGNIFICANT NON-COMPLIER
Evaluation Responsible Person Identifier:	Not reported
Evaluation Responsible Sub-Organization:	Not reported
Actual Return to Compliance Date:	Not reported
Scheduled Compliance Date:	Not reported
Date of Request:	Not reported
Date Response Received:	Not reported
Request Agency:	Not reported
Former Citation:	Not reported
Evaluation Date:	1997-04-10 00:00:00.0
Evaluation Responsible Agency:	State
Found Violation:	Yes
Evaluation Type Description:	COMPLIANCE EVALUATION INSPECTION ON-SITE
Evaluation Responsible Person Identifier:	R9STA
Evaluation Responsible Sub-Organization:	Not reported
Actual Return to Compliance Date:	1997-12-16 00:00:00.0
Scheduled Compliance Date:	Not reported
Date of Request:	Not reported
Date Response Received:	Not reported
Request Agency:	Not reported
Former Citation:	Not reported

BROCO INC (Continued) **1000176809**

Evaluation Date:	1993-03-12 00:00:00.0
Evaluation Responsible Agency:	State
Found Violation:	No
Evaluation Type Description:	FINANCIAL RECORD REVIEW
Evaluation Responsible Person Identifier:	R9STA
Evaluation Responsible Sub-Organization:	Not reported
Actual Return to Compliance Date:	Not reported
Scheduled Compliance Date:	Not reported
Date of Request:	Not reported
Date Response Received:	Not reported
Request Agency:	Not reported
Former Citation:	Not reported

Evaluation Date:	2004-06-28 00:00:00.0
Evaluation Responsible Agency:	State
Found Violation:	No
Evaluation Type Description:	COMPLIANCE EVALUATION INSPECTION ON-SITE
Evaluation Responsible Person Identifier:	Not reported
Evaluation Responsible Sub-Organization:	Not reported
Actual Return to Compliance Date:	Not reported
Scheduled Compliance Date:	Not reported
Date of Request:	Not reported
Date Response Received:	Not reported
Request Agency:	Not reported
Former Citation:	Not reported

Evaluation Date:	1999-04-22 00:00:00.0
Evaluation Responsible Agency:	State
Found Violation:	Yes
Evaluation Type Description:	COMPLIANCE EVALUATION INSPECTION ON-SITE
Evaluation Responsible Person Identifier:	Not reported
Evaluation Responsible Sub-Organization:	Not reported
Actual Return to Compliance Date:	1999-04-30 00:00:00.0
Scheduled Compliance Date:	Not reported
Date of Request:	Not reported
Date Response Received:	Not reported
Request Agency:	Not reported
Former Citation:	Not reported

Evaluation Date:	1998-12-21 00:00:00.0
Evaluation Responsible Agency:	State
Found Violation:	Yes
Evaluation Type Description:	COMPLIANCE EVALUATION INSPECTION ON-SITE
Evaluation Responsible Person Identifier:	Not reported
Evaluation Responsible Sub-Organization:	Not reported
Actual Return to Compliance Date:	1998-12-21 00:00:00.0
Scheduled Compliance Date:	Not reported
Date of Request:	Not reported
Date Response Received:	Not reported
Request Agency:	Not reported
Former Citation:	Not reported

Evaluation Date:	2004-07-13 00:00:00.0
Evaluation Responsible Agency:	State
Found Violation:	Yes
Evaluation Type Description:	COMPLIANCE EVALUATION INSPECTION ON-SITE
Evaluation Responsible Person Identifier:	Not reported

BROCO INC (Continued) **1000176809**

Evaluation Responsible Sub-Organization:	Not reported
Actual Return to Compliance Date:	2004-08-23 00:00:00.0
Scheduled Compliance Date:	Not reported
Date of Request:	Not reported
Date Response Received:	Not reported
Request Agency:	Not reported
Former Citation:	Not reported

Evaluation Date:	1998-12-21 00:00:00.0
Evaluation Responsible Agency:	State
Found Violation:	Yes
Evaluation Type Description:	COMPLIANCE EVALUATION INSPECTION ON-SITE
Evaluation Responsible Person Identifier:	R9STA
Evaluation Responsible Sub-Organization:	Not reported
Actual Return to Compliance Date:	1998-12-21 00:00:00.0
Scheduled Compliance Date:	1999-01-21 00:00:00.0
Date of Request:	Not reported
Date Response Received:	Not reported
Request Agency:	Not reported
Former Citation:	Not reported

Evaluation Date:	1999-02-26 00:00:00.0
Evaluation Responsible Agency:	State
Found Violation:	Yes
Evaluation Type Description:	FOLLOW-UP INSPECTION
Evaluation Responsible Person Identifier:	Not reported
Evaluation Responsible Sub-Organization:	Not reported
Actual Return to Compliance Date:	1999-03-12 00:00:00.0
Scheduled Compliance Date:	Not reported
Date of Request:	Not reported
Date Response Received:	Not reported
Request Agency:	Not reported
Former Citation:	Not reported

Evaluation Date:	2003-06-30 00:00:00.0
Evaluation Responsible Agency:	State
Found Violation:	No
Evaluation Type Description:	COMPLIANCE EVALUATION INSPECTION ON-SITE
Evaluation Responsible Person Identifier:	Not reported
Evaluation Responsible Sub-Organization:	Not reported
Actual Return to Compliance Date:	Not reported
Scheduled Compliance Date:	Not reported
Date of Request:	Not reported
Date Response Received:	Not reported
Request Agency:	Not reported
Former Citation:	Not reported

Evaluation Date:	1997-12-21 00:00:00.0
Evaluation Responsible Agency:	State
Found Violation:	No
Evaluation Type Description:	COMPLIANCE EVALUATION INSPECTION ON-SITE
Evaluation Responsible Person Identifier:	R9EPA
Evaluation Responsible Sub-Organization:	Not reported
Actual Return to Compliance Date:	Not reported
Scheduled Compliance Date:	Not reported
Date of Request:	Not reported
Date Response Received:	Not reported

BROCO INC (Continued) **1000176809**

Request Agency:	Not reported
Former Citation:	Not reported
Evaluation Date:	1993-03-15 00:00:00.0
Evaluation Responsible Agency:	State
Found Violation:	Yes
Evaluation Type Description:	COMPLIANCE EVALUATION INSPECTION ON-SITE
Evaluation Responsible Person Identifier:	R9STA
Evaluation Responsible Sub-Organization:	Not reported
Actual Return to Compliance Date:	1994-05-05 00:00:00.0
Scheduled Compliance Date:	Not reported
Date of Request:	Not reported
Date Response Received:	Not reported
Request Agency:	Not reported
Former Citation:	Not reported
Evaluation Date:	1994-03-24 00:00:00.0
Evaluation Responsible Agency:	State
Found Violation:	Yes
Evaluation Type Description:	COMPLIANCE EVALUATION INSPECTION ON-SITE
Evaluation Responsible Person Identifier:	R9STA
Evaluation Responsible Sub-Organization:	Not reported
Actual Return to Compliance Date:	1995-01-07 00:00:00.0
Scheduled Compliance Date:	Not reported
Date of Request:	Not reported
Date Response Received:	Not reported
Request Agency:	Not reported
Former Citation:	Not reported
Evaluation Date:	1999-02-26 00:00:00.0
Evaluation Responsible Agency:	State
Found Violation:	Yes
Evaluation Type Description:	FOLLOW-UP INSPECTION
Evaluation Responsible Person Identifier:	Not reported
Evaluation Responsible Sub-Organization:	Not reported
Actual Return to Compliance Date:	1999-03-12 00:00:00.0
Scheduled Compliance Date:	Not reported
Date of Request:	Not reported
Date Response Received:	Not reported
Request Agency:	Not reported
Former Citation:	Not reported
Evaluation Date:	1994-03-24 00:00:00.0
Evaluation Responsible Agency:	State
Found Violation:	Yes
Evaluation Type Description:	COMPLIANCE EVALUATION INSPECTION ON-SITE
Evaluation Responsible Person Identifier:	R9STA
Evaluation Responsible Sub-Organization:	Not reported
Actual Return to Compliance Date:	1995-01-07 00:00:00.0
Scheduled Compliance Date:	Not reported
Date of Request:	Not reported
Date Response Received:	Not reported
Request Agency:	Not reported
Former Citation:	Not reported
Evaluation Date:	1999-07-28 00:00:00.0
Evaluation Responsible Agency:	State

BROCO INC (Continued) **1000176809**

Found Violation:	Yes
Evaluation Type Description:	FOLLOW-UP INSPECTION
Evaluation Responsible Person Identifier:	Not reported
Evaluation Responsible Sub-Organization:	Not reported
Actual Return to Compliance Date:	1999-08-05 00:00:00.0
Scheduled Compliance Date:	Not reported
Date of Request:	Not reported
Date Response Received:	Not reported
Request Agency:	Not reported
Former Citation:	Not reported

Evaluation Date:	2002-06-25 00:00:00.0
Evaluation Responsible Agency:	State
Found Violation:	No
Evaluation Type Description:	NOT A SIGNIFICANT NON-COMPLIER
Evaluation Responsible Person Identifier:	Not reported
Evaluation Responsible Sub-Organization:	Not reported
Actual Return to Compliance Date:	Not reported
Scheduled Compliance Date:	Not reported
Date of Request:	Not reported
Date Response Received:	Not reported
Request Agency:	Not reported
Former Citation:	Not reported

Evaluation Date:	1998-12-21 00:00:00.0
Evaluation Responsible Agency:	State
Found Violation:	Yes
Evaluation Type Description:	COMPLIANCE EVALUATION INSPECTION ON-SITE
Evaluation Responsible Person Identifier:	R9STA
Evaluation Responsible Sub-Organization:	Not reported
Actual Return to Compliance Date:	1998-12-21 00:00:00.0
Scheduled Compliance Date:	1999-01-21 00:00:00.0
Date of Request:	Not reported
Date Response Received:	Not reported
Request Agency:	Not reported
Former Citation:	Not reported

Evaluation Date:	2000-09-25 00:00:00.0
Evaluation Responsible Agency:	State
Found Violation:	Yes
Evaluation Type Description:	COMPLIANCE EVALUATION INSPECTION ON-SITE
Evaluation Responsible Person Identifier:	Not reported
Evaluation Responsible Sub-Organization:	Not reported
Actual Return to Compliance Date:	2000-11-29 00:00:00.0
Scheduled Compliance Date:	Not reported
Date of Request:	Not reported
Date Response Received:	Not reported
Request Agency:	Not reported
Former Citation:	Not reported

Evaluation Date:	1998-06-30 00:00:00.0
Evaluation Responsible Agency:	State
Found Violation:	No
Evaluation Type Description:	COMPLIANCE EVALUATION INSPECTION ON-SITE
Evaluation Responsible Person Identifier:	R9STA
Evaluation Responsible Sub-Organization:	Not reported
Actual Return to Compliance Date:	Not reported

BROCO INC (Continued) **1000176809**

Scheduled Compliance Date:	Not reported
Date of Request:	Not reported
Date Response Received:	Not reported
Request Agency:	Not reported
Former Citation:	Not reported
Evaluation Date:	1996-06-18 00:00:00.0
Evaluation Responsible Agency:	State
Found Violation:	Yes
Evaluation Type Description:	FOLLOW-UP INSPECTION
Evaluation Responsible Person Identifier:	R9STA
Evaluation Responsible Sub-Organization:	Not reported
Actual Return to Compliance Date:	1997-12-16 00:00:00.0
Scheduled Compliance Date:	Not reported
Date of Request:	Not reported
Date Response Received:	Not reported
Request Agency:	Not reported
Former Citation:	Not reported
Evaluation Date:	1998-09-22 00:00:00.0
Evaluation Responsible Agency:	State
Found Violation:	Yes
Evaluation Type Description:	COMPLIANCE EVALUATION INSPECTION ON-SITE
Evaluation Responsible Person Identifier:	R9STA
Evaluation Responsible Sub-Organization:	Not reported
Actual Return to Compliance Date:	1998-09-22 00:00:00.0
Scheduled Compliance Date:	1998-09-22 00:00:00.0
Date of Request:	Not reported
Date Response Received:	Not reported
Request Agency:	Not reported
Former Citation:	Not reported
Evaluation Date:	2000-09-25 00:00:00.0
Evaluation Responsible Agency:	State
Found Violation:	Yes
Evaluation Type Description:	COMPLIANCE EVALUATION INSPECTION ON-SITE
Evaluation Responsible Person Identifier:	Not reported
Evaluation Responsible Sub-Organization:	Not reported
Actual Return to Compliance Date:	2002-06-26 00:00:00.0
Scheduled Compliance Date:	Not reported
Date of Request:	Not reported
Date Response Received:	Not reported
Request Agency:	Not reported
Former Citation:	Not reported
Evaluation Date:	1999-02-26 00:00:00.0
Evaluation Responsible Agency:	State
Found Violation:	Yes
Evaluation Type Description:	FOLLOW-UP INSPECTION
Evaluation Responsible Person Identifier:	Not reported
Evaluation Responsible Sub-Organization:	Not reported
Actual Return to Compliance Date:	1999-03-12 00:00:00.0
Scheduled Compliance Date:	Not reported
Date of Request:	Not reported
Date Response Received:	Not reported
Request Agency:	Not reported
Former Citation:	Not reported

BROCO INC (Continued) **1000176809**

Evaluation Date:	2004-07-13 00:00:00.0
Evaluation Responsible Agency:	State
Found Violation:	Yes
Evaluation Type Description:	COMPLIANCE EVALUATION INSPECTION ON-SITE
Evaluation Responsible Person Identifier:	Not reported
Evaluation Responsible Sub-Organization:	Not reported
Actual Return to Compliance Date:	2004-10-01 00:00:00.0
Scheduled Compliance Date:	Not reported
Date of Request:	Not reported
Date Response Received:	Not reported
Request Agency:	Not reported
Former Citation:	Not reported

Evaluation Date:	1986-11-26 00:00:00.0
Evaluation Responsible Agency:	State
Found Violation:	Yes
Evaluation Type Description:	FINANCIAL RECORD REVIEW
Evaluation Responsible Person Identifier:	R9STA
Evaluation Responsible Sub-Organization:	Not reported
Actual Return to Compliance Date:	1998-11-15 00:00:00.0
Scheduled Compliance Date:	Not reported
Date of Request:	Not reported
Date Response Received:	Not reported
Request Agency:	Not reported
Former Citation:	Not reported

Evaluation Date:	2004-07-13 00:00:00.0
Evaluation Responsible Agency:	State
Found Violation:	Yes
Evaluation Type Description:	COMPLIANCE EVALUATION INSPECTION ON-SITE
Evaluation Responsible Person Identifier:	Not reported
Evaluation Responsible Sub-Organization:	Not reported
Actual Return to Compliance Date:	2004-08-23 00:00:00.0
Scheduled Compliance Date:	Not reported
Date of Request:	Not reported
Date Response Received:	Not reported
Request Agency:	Not reported
Former Citation:	Not reported

Evaluation Date:	1999-04-22 00:00:00.0
Evaluation Responsible Agency:	State
Found Violation:	Yes
Evaluation Type Description:	COMPLIANCE EVALUATION INSPECTION ON-SITE
Evaluation Responsible Person Identifier:	Not reported
Evaluation Responsible Sub-Organization:	Not reported
Actual Return to Compliance Date:	1999-04-30 00:00:00.0
Scheduled Compliance Date:	Not reported
Date of Request:	Not reported
Date Response Received:	Not reported
Request Agency:	Not reported
Former Citation:	Not reported

Evaluation Date:	1994-03-24 00:00:00.0
Evaluation Responsible Agency:	State
Found Violation:	Yes
Evaluation Type Description:	COMPLIANCE EVALUATION INSPECTION ON-SITE
Evaluation Responsible Person Identifier:	R9STA

BROCO INC (Continued) **1000176809**

Evaluation Responsible Sub-Organization:	Not reported
Actual Return to Compliance Date:	1995-01-07 00:00:00.0
Scheduled Compliance Date:	Not reported
Date of Request:	Not reported
Date Response Received:	Not reported
Request Agency:	Not reported
Former Citation:	Not reported

Evaluation Date:	1996-06-18 00:00:00.0
Evaluation Responsible Agency:	State
Found Violation:	Yes
Evaluation Type Description:	FOLLOW-UP INSPECTION
Evaluation Responsible Person Identifier:	R9STA
Evaluation Responsible Sub-Organization:	Not reported
Actual Return to Compliance Date:	1997-12-16 00:00:00.0
Scheduled Compliance Date:	Not reported
Date of Request:	Not reported
Date Response Received:	Not reported
Request Agency:	Not reported
Former Citation:	Not reported

Evaluation Date:	2004-07-13 00:00:00.0
Evaluation Responsible Agency:	State
Found Violation:	Yes
Evaluation Type Description:	COMPLIANCE EVALUATION INSPECTION ON-SITE
Evaluation Responsible Person Identifier:	Not reported
Evaluation Responsible Sub-Organization:	Not reported
Actual Return to Compliance Date:	2004-10-01 00:00:00.0
Scheduled Compliance Date:	Not reported
Date of Request:	Not reported
Date Response Received:	Not reported
Request Agency:	Not reported
Former Citation:	Not reported

Evaluation Date:	1998-12-21 00:00:00.0
Evaluation Responsible Agency:	State
Found Violation:	Yes
Evaluation Type Description:	COMPLIANCE EVALUATION INSPECTION ON-SITE
Evaluation Responsible Person Identifier:	Not reported
Evaluation Responsible Sub-Organization:	Not reported
Actual Return to Compliance Date:	1998-12-21 00:00:00.0
Scheduled Compliance Date:	Not reported
Date of Request:	Not reported
Date Response Received:	Not reported
Request Agency:	Not reported
Former Citation:	Not reported

Evaluation Date:	1999-02-26 00:00:00.0
Evaluation Responsible Agency:	State
Found Violation:	Yes
Evaluation Type Description:	FOLLOW-UP INSPECTION
Evaluation Responsible Person Identifier:	Not reported
Evaluation Responsible Sub-Organization:	Not reported
Actual Return to Compliance Date:	1999-03-12 00:00:00.0
Scheduled Compliance Date:	Not reported
Date of Request:	Not reported
Date Response Received:	Not reported

BROCO INC (Continued) **1000176809**

Request Agency:	Not reported
Former Citation:	Not reported
Evaluation Date:	1999-04-22 00:00:00.0
Evaluation Responsible Agency:	State
Found Violation:	Yes
Evaluation Type Description:	COMPLIANCE EVALUATION INSPECTION ON-SITE
Evaluation Responsible Person Identifier:	Not reported
Evaluation Responsible Sub-Organization:	Not reported
Actual Return to Compliance Date:	1999-04-30 00:00:00.0
Scheduled Compliance Date:	Not reported
Date of Request:	Not reported
Date Response Received:	Not reported
Request Agency:	Not reported
Former Citation:	Not reported
Evaluation Date:	2004-07-13 00:00:00.0
Evaluation Responsible Agency:	State
Found Violation:	Yes
Evaluation Type Description:	COMPLIANCE EVALUATION INSPECTION ON-SITE
Evaluation Responsible Person Identifier:	Not reported
Evaluation Responsible Sub-Organization:	Not reported
Actual Return to Compliance Date:	2004-10-01 00:00:00.0
Scheduled Compliance Date:	Not reported
Date of Request:	Not reported
Date Response Received:	Not reported
Request Agency:	Not reported
Former Citation:	Not reported
Evaluation Date:	2000-12-12 00:00:00.0
Evaluation Responsible Agency:	State
Found Violation:	No
Evaluation Type Description:	FOLLOW-UP INSPECTION
Evaluation Responsible Person Identifier:	Not reported
Evaluation Responsible Sub-Organization:	Not reported
Actual Return to Compliance Date:	Not reported
Scheduled Compliance Date:	Not reported
Date of Request:	Not reported
Date Response Received:	Not reported
Request Agency:	Not reported
Former Citation:	Not reported
Evaluation Date:	1994-12-21 00:00:00.0
Evaluation Responsible Agency:	State
Found Violation:	Yes
Evaluation Type Description:	COMPLIANCE EVALUATION INSPECTION ON-SITE
Evaluation Responsible Person Identifier:	R9STA
Evaluation Responsible Sub-Organization:	Not reported
Actual Return to Compliance Date:	1995-01-07 00:00:00.0
Scheduled Compliance Date:	Not reported
Date of Request:	Not reported
Date Response Received:	Not reported
Request Agency:	Not reported
Former Citation:	Not reported
Evaluation Date:	2004-07-13 00:00:00.0
Evaluation Responsible Agency:	State

BROCO INC (Continued) **1000176809**

Found Violation:	Yes
Evaluation Type Description:	COMPLIANCE EVALUATION INSPECTION ON-SITE
Evaluation Responsible Person Identifier:	Not reported
Evaluation Responsible Sub-Organization:	Not reported
Actual Return to Compliance Date:	2004-10-01 00:00:00.0
Scheduled Compliance Date:	Not reported
Date of Request:	Not reported
Date Response Received:	Not reported
Request Agency:	Not reported
Former Citation:	Not reported

Evaluation Date:	1996-06-18 00:00:00.0
Evaluation Responsible Agency:	State
Found Violation:	Yes
Evaluation Type Description:	FOLLOW-UP INSPECTION
Evaluation Responsible Person Identifier:	R9STA
Evaluation Responsible Sub-Organization:	Not reported
Actual Return to Compliance Date:	1997-12-16 00:00:00.0
Scheduled Compliance Date:	Not reported
Date of Request:	Not reported
Date Response Received:	Not reported
Request Agency:	Not reported
Former Citation:	Not reported

Evaluation Date:	2004-07-13 00:00:00.0
Evaluation Responsible Agency:	State
Found Violation:	Yes
Evaluation Type Description:	COMPLIANCE EVALUATION INSPECTION ON-SITE
Evaluation Responsible Person Identifier:	Not reported
Evaluation Responsible Sub-Organization:	Not reported
Actual Return to Compliance Date:	2004-08-23 00:00:00.0
Scheduled Compliance Date:	Not reported
Date of Request:	Not reported
Date Response Received:	Not reported
Request Agency:	Not reported
Former Citation:	Not reported

Evaluation Date:	2001-06-14 00:00:00.0
Evaluation Responsible Agency:	State
Found Violation:	Yes
Evaluation Type Description:	FINANCIAL RECORD REVIEW
Evaluation Responsible Person Identifier:	Not reported
Evaluation Responsible Sub-Organization:	Not reported
Actual Return to Compliance Date:	2002-06-25 00:00:00.0
Scheduled Compliance Date:	Not reported
Date of Request:	Not reported
Date Response Received:	Not reported
Request Agency:	Not reported
Former Citation:	Not reported

Evaluation Date:	2004-07-13 00:00:00.0
Evaluation Responsible Agency:	State
Found Violation:	Yes
Evaluation Type Description:	COMPLIANCE EVALUATION INSPECTION ON-SITE
Evaluation Responsible Person Identifier:	Not reported
Evaluation Responsible Sub-Organization:	Not reported
Actual Return to Compliance Date:	2004-10-01 00:00:00.0

BROCO INC (Continued) **1000176809**

Scheduled Compliance Date:	Not reported
Date of Request:	Not reported
Date Response Received:	Not reported
Request Agency:	Not reported
Former Citation:	Not reported
Evaluation Date:	1986-11-26 00:00:00.0
Evaluation Responsible Agency:	State
Found Violation:	Yes
Evaluation Type Description:	FINANCIAL RECORD REVIEW
Evaluation Responsible Person Identifier:	R9STA
Evaluation Responsible Sub-Organization:	Not reported
Actual Return to Compliance Date:	1998-11-15 00:00:00.0
Scheduled Compliance Date:	Not reported
Date of Request:	Not reported
Date Response Received:	Not reported
Request Agency:	Not reported
Former Citation:	Not reported
Evaluation Date:	1999-04-22 00:00:00.0
Evaluation Responsible Agency:	State
Found Violation:	Yes
Evaluation Type Description:	COMPLIANCE EVALUATION INSPECTION ON-SITE
Evaluation Responsible Person Identifier:	Not reported
Evaluation Responsible Sub-Organization:	Not reported
Actual Return to Compliance Date:	1999-04-30 00:00:00.0
Scheduled Compliance Date:	Not reported
Date of Request:	Not reported
Date Response Received:	Not reported
Request Agency:	Not reported
Former Citation:	Not reported
Evaluation Date:	2001-01-24 00:00:00.0
Evaluation Responsible Agency:	State
Found Violation:	Yes
Evaluation Type Description:	COMPLIANCE EVALUATION INSPECTION ON-SITE
Evaluation Responsible Person Identifier:	Not reported
Evaluation Responsible Sub-Organization:	Not reported
Actual Return to Compliance Date:	2001-09-06 00:00:00.0
Scheduled Compliance Date:	Not reported
Date of Request:	Not reported
Date Response Received:	Not reported
Request Agency:	Not reported
Former Citation:	Not reported
Evaluation Date:	2000-09-25 00:00:00.0
Evaluation Responsible Agency:	State
Found Violation:	Yes
Evaluation Type Description:	COMPLIANCE EVALUATION INSPECTION ON-SITE
Evaluation Responsible Person Identifier:	Not reported
Evaluation Responsible Sub-Organization:	Not reported
Actual Return to Compliance Date:	2000-11-29 00:00:00.0
Scheduled Compliance Date:	Not reported
Date of Request:	Not reported
Date Response Received:	Not reported
Request Agency:	Not reported
Former Citation:	Not reported

BROCO INC (Continued) **1000176809**

Evaluation Date:	1995-11-27 00:00:00.0
Evaluation Responsible Agency:	State
Found Violation:	Yes
Evaluation Type Description:	COMPLIANCE EVALUATION INSPECTION ON-SITE
Evaluation Responsible Person Identifier:	R9STA
Evaluation Responsible Sub-Organization:	Not reported
Actual Return to Compliance Date:	1995-11-28 00:00:00.0
Scheduled Compliance Date:	Not reported
Date of Request:	Not reported
Date Response Received:	Not reported
Request Agency:	Not reported
Former Citation:	Not reported

Evaluation Date:	1986-11-26 00:00:00.0
Evaluation Responsible Agency:	State
Found Violation:	Yes
Evaluation Type Description:	FINANCIAL RECORD REVIEW
Evaluation Responsible Person Identifier:	R9STA
Evaluation Responsible Sub-Organization:	Not reported
Actual Return to Compliance Date:	1998-11-15 00:00:00.0
Scheduled Compliance Date:	Not reported
Date of Request:	Not reported
Date Response Received:	Not reported
Request Agency:	Not reported
Former Citation:	Not reported

Evaluation Date:	1989-10-30 00:00:00.0
Evaluation Responsible Agency:	State
Found Violation:	Yes
Evaluation Type Description:	FINANCIAL RECORD REVIEW
Evaluation Responsible Person Identifier:	R9STA
Evaluation Responsible Sub-Organization:	Not reported
Actual Return to Compliance Date:	1989-11-15 00:00:00.0
Scheduled Compliance Date:	Not reported
Date of Request:	Not reported
Date Response Received:	Not reported
Request Agency:	Not reported
Former Citation:	Not reported

Evaluation Date:	2004-07-13 00:00:00.0
Evaluation Responsible Agency:	State
Found Violation:	Yes
Evaluation Type Description:	COMPLIANCE EVALUATION INSPECTION ON-SITE
Evaluation Responsible Person Identifier:	Not reported
Evaluation Responsible Sub-Organization:	Not reported
Actual Return to Compliance Date:	2004-10-01 00:00:00.0
Scheduled Compliance Date:	Not reported
Date of Request:	Not reported
Date Response Received:	Not reported
Request Agency:	Not reported
Former Citation:	Not reported

Evaluation Date:	1997-12-16 00:00:00.0
Evaluation Responsible Agency:	State
Found Violation:	No
Evaluation Type Description:	COMPLIANCE EVALUATION INSPECTION ON-SITE
Evaluation Responsible Person Identifier:	R9STA

BROCO INC (Continued) **1000176809**

Evaluation Responsible Sub-Organization:	Not reported
Actual Return to Compliance Date:	Not reported
Scheduled Compliance Date:	Not reported
Date of Request:	Not reported
Date Response Received:	Not reported
Request Agency:	Not reported
Former Citation:	Not reported

Evaluation Date:	1999-02-26 00:00:00.0
Evaluation Responsible Agency:	State
Found Violation:	Yes
Evaluation Type Description:	FOLLOW-UP INSPECTION
Evaluation Responsible Person Identifier:	Not reported
Evaluation Responsible Sub-Organization:	Not reported
Actual Return to Compliance Date:	1999-03-12 00:00:00.0
Scheduled Compliance Date:	Not reported
Date of Request:	Not reported
Date Response Received:	Not reported
Request Agency:	Not reported
Former Citation:	Not reported

Evaluation Date:	1986-11-26 00:00:00.0
Evaluation Responsible Agency:	State
Found Violation:	Yes
Evaluation Type Description:	FINANCIAL RECORD REVIEW
Evaluation Responsible Person Identifier:	R9STA
Evaluation Responsible Sub-Organization:	Not reported
Actual Return to Compliance Date:	1998-11-15 00:00:00.0
Scheduled Compliance Date:	Not reported
Date of Request:	Not reported
Date Response Received:	Not reported
Request Agency:	Not reported
Former Citation:	Not reported

Evaluation Date:	2004-07-13 00:00:00.0
Evaluation Responsible Agency:	State
Found Violation:	Yes
Evaluation Type Description:	COMPLIANCE EVALUATION INSPECTION ON-SITE
Evaluation Responsible Person Identifier:	Not reported
Evaluation Responsible Sub-Organization:	Not reported
Actual Return to Compliance Date:	2004-08-23 00:00:00.0
Scheduled Compliance Date:	Not reported
Date of Request:	Not reported
Date Response Received:	Not reported
Request Agency:	Not reported
Former Citation:	Not reported

Evaluation Date:	1999-07-28 00:00:00.0
Evaluation Responsible Agency:	State
Found Violation:	Yes
Evaluation Type Description:	FOLLOW-UP INSPECTION
Evaluation Responsible Person Identifier:	Not reported
Evaluation Responsible Sub-Organization:	Not reported
Actual Return to Compliance Date:	1999-08-05 00:00:00.0
Scheduled Compliance Date:	Not reported
Date of Request:	Not reported
Date Response Received:	Not reported

BROCO INC (Continued) **1000176809**

Request Agency:	Not reported
Former Citation:	Not reported
Evaluation Date:	1998-12-21 00:00:00.0
Evaluation Responsible Agency:	State
Found Violation:	Yes
Evaluation Type Description:	COMPLIANCE EVALUATION INSPECTION ON-SITE
Evaluation Responsible Person Identifier:	Not reported
Evaluation Responsible Sub-Organization:	Not reported
Actual Return to Compliance Date:	1998-12-21 00:00:00.0
Scheduled Compliance Date:	Not reported
Date of Request:	Not reported
Date Response Received:	Not reported
Request Agency:	Not reported
Former Citation:	Not reported
Evaluation Date:	1996-12-17 00:00:00.0
Evaluation Responsible Agency:	State
Found Violation:	Yes
Evaluation Type Description:	COMPLIANCE EVALUATION INSPECTION ON-SITE
Evaluation Responsible Person Identifier:	R9STA
Evaluation Responsible Sub-Organization:	Not reported
Actual Return to Compliance Date:	1997-12-16 00:00:00.0
Scheduled Compliance Date:	1997-01-17 00:00:00.0
Date of Request:	Not reported
Date Response Received:	Not reported
Request Agency:	Not reported
Former Citation:	Not reported
Evaluation Date:	1999-07-28 00:00:00.0
Evaluation Responsible Agency:	State
Found Violation:	Yes
Evaluation Type Description:	FOLLOW-UP INSPECTION
Evaluation Responsible Person Identifier:	Not reported
Evaluation Responsible Sub-Organization:	Not reported
Actual Return to Compliance Date:	1999-08-05 00:00:00.0
Scheduled Compliance Date:	Not reported
Date of Request:	Not reported
Date Response Received:	Not reported
Request Agency:	Not reported
Former Citation:	Not reported
Evaluation Date:	1999-07-28 00:00:00.0
Evaluation Responsible Agency:	State
Found Violation:	Yes
Evaluation Type Description:	FOLLOW-UP INSPECTION
Evaluation Responsible Person Identifier:	Not reported
Evaluation Responsible Sub-Organization:	Not reported
Actual Return to Compliance Date:	1999-08-05 00:00:00.0
Scheduled Compliance Date:	Not reported
Date of Request:	Not reported
Date Response Received:	Not reported
Request Agency:	Not reported
Former Citation:	Not reported
Evaluation Date:	1998-02-26 00:00:00.0
Evaluation Responsible Agency:	State

BROCO INC (Continued) **1000176809**

Found Violation:	No
Evaluation Type Description:	COMPLIANCE EVALUATION INSPECTION ON-SITE
Evaluation Responsible Person Identifier:	R9STA
Evaluation Responsible Sub-Organization:	Not reported
Actual Return to Compliance Date:	Not reported
Scheduled Compliance Date:	Not reported
Date of Request:	Not reported
Date Response Received:	Not reported
Request Agency:	Not reported
Former Citation:	Not reported

Evaluation Date:	1999-02-26 00:00:00.0
Evaluation Responsible Agency:	State
Found Violation:	Yes
Evaluation Type Description:	FOLLOW-UP INSPECTION
Evaluation Responsible Person Identifier:	Not reported
Evaluation Responsible Sub-Organization:	Not reported
Actual Return to Compliance Date:	1999-03-12 00:00:00.0
Scheduled Compliance Date:	Not reported
Date of Request:	Not reported
Date Response Received:	Not reported
Request Agency:	Not reported
Former Citation:	Not reported

Evaluation Date:	1996-06-18 00:00:00.0
Evaluation Responsible Agency:	State
Found Violation:	Yes
Evaluation Type Description:	FOLLOW-UP INSPECTION
Evaluation Responsible Person Identifier:	R9STA
Evaluation Responsible Sub-Organization:	Not reported
Actual Return to Compliance Date:	1997-12-16 00:00:00.0
Scheduled Compliance Date:	Not reported
Date of Request:	Not reported
Date Response Received:	Not reported
Request Agency:	Not reported
Former Citation:	Not reported

Evaluation Date:	2004-07-13 00:00:00.0
Evaluation Responsible Agency:	State
Found Violation:	Yes
Evaluation Type Description:	COMPLIANCE EVALUATION INSPECTION ON-SITE
Evaluation Responsible Person Identifier:	Not reported
Evaluation Responsible Sub-Organization:	Not reported
Actual Return to Compliance Date:	2004-10-01 00:00:00.0
Scheduled Compliance Date:	Not reported
Date of Request:	Not reported
Date Response Received:	Not reported
Request Agency:	Not reported
Former Citation:	Not reported

Evaluation Date:	1994-03-24 00:00:00.0
Evaluation Responsible Agency:	State
Found Violation:	Yes
Evaluation Type Description:	COMPLIANCE EVALUATION INSPECTION ON-SITE
Evaluation Responsible Person Identifier:	R9STA
Evaluation Responsible Sub-Organization:	Not reported
Actual Return to Compliance Date:	1995-01-07 00:00:00.0

BROCO INC (Continued) **1000176809**

Scheduled Compliance Date:	Not reported
Date of Request:	Not reported
Date Response Received:	Not reported
Request Agency:	Not reported
Former Citation:	Not reported
Evaluation Date:	2000-09-25 00:00:00.0
Evaluation Responsible Agency:	State
Found Violation:	Yes
Evaluation Type Description:	COMPLIANCE EVALUATION INSPECTION ON-SITE
Evaluation Responsible Person Identifier:	Not reported
Evaluation Responsible Sub-Organization:	Not reported
Actual Return to Compliance Date:	2000-11-29 00:00:00.0
Scheduled Compliance Date:	Not reported
Date of Request:	Not reported
Date Response Received:	Not reported
Request Agency:	Not reported
Former Citation:	Not reported
Evaluation Date:	1999-03-12 00:00:00.0
Evaluation Responsible Agency:	State
Found Violation:	No
Evaluation Type Description:	NOT A SIGNIFICANT NON-COMPLIER
Evaluation Responsible Person Identifier:	Not reported
Evaluation Responsible Sub-Organization:	Not reported
Actual Return to Compliance Date:	Not reported
Scheduled Compliance Date:	Not reported
Date of Request:	Not reported
Date Response Received:	Not reported
Request Agency:	Not reported
Former Citation:	Not reported
Evaluation Date:	2002-06-26 00:00:00.0
Evaluation Responsible Agency:	State
Found Violation:	No
Evaluation Type Description:	COMPLIANCE EVALUATION INSPECTION ON-SITE
Evaluation Responsible Person Identifier:	Not reported
Evaluation Responsible Sub-Organization:	Not reported
Actual Return to Compliance Date:	Not reported
Scheduled Compliance Date:	Not reported
Date of Request:	Not reported
Date Response Received:	Not reported
Request Agency:	Not reported
Former Citation:	Not reported
Evaluation Date:	2001-01-24 00:00:00.0
Evaluation Responsible Agency:	State
Found Violation:	Yes
Evaluation Type Description:	COMPLIANCE EVALUATION INSPECTION ON-SITE
Evaluation Responsible Person Identifier:	Not reported
Evaluation Responsible Sub-Organization:	Not reported
Actual Return to Compliance Date:	2001-09-06 00:00:00.0
Scheduled Compliance Date:	Not reported
Date of Request:	Not reported
Date Response Received:	Not reported
Request Agency:	Not reported
Former Citation:	Not reported

BROCO INC (Continued) **1000176809**

Evaluation Date:	1999-07-28 00:00:00.0
Evaluation Responsible Agency:	State
Found Violation:	Yes
Evaluation Type Description:	FOLLOW-UP INSPECTION
Evaluation Responsible Person Identifier:	Not reported
Evaluation Responsible Sub-Organization:	Not reported
Actual Return to Compliance Date:	1999-07-29 00:00:00.0
Scheduled Compliance Date:	Not reported
Date of Request:	Not reported
Date Response Received:	Not reported
Request Agency:	Not reported
Former Citation:	Not reported

Evaluation Date:	2000-09-28 00:00:00.0
Evaluation Responsible Agency:	State
Found Violation:	Yes
Evaluation Type Description:	FINANCIAL RECORD REVIEW
Evaluation Responsible Person Identifier:	Not reported
Evaluation Responsible Sub-Organization:	Not reported
Actual Return to Compliance Date:	2000-11-29 00:00:00.0
Scheduled Compliance Date:	Not reported
Date of Request:	Not reported
Date Response Received:	Not reported
Request Agency:	Not reported
Former Citation:	Not reported

Evaluation Date:	2001-01-24 00:00:00.0
Evaluation Responsible Agency:	State
Found Violation:	Yes
Evaluation Type Description:	COMPLIANCE EVALUATION INSPECTION ON-SITE
Evaluation Responsible Person Identifier:	Not reported
Evaluation Responsible Sub-Organization:	Not reported
Actual Return to Compliance Date:	2001-09-06 00:00:00.0
Scheduled Compliance Date:	Not reported
Date of Request:	Not reported
Date Response Received:	Not reported
Request Agency:	Not reported
Former Citation:	Not reported

Evaluation Date:	2004-08-23 00:00:00.0
Evaluation Responsible Agency:	State
Found Violation:	No
Evaluation Type Description:	NOT A SIGNIFICANT NON-COMPLIER
Evaluation Responsible Person Identifier:	Not reported
Evaluation Responsible Sub-Organization:	Not reported
Actual Return to Compliance Date:	Not reported
Scheduled Compliance Date:	Not reported
Date of Request:	Not reported
Date Response Received:	Not reported
Request Agency:	Not reported
Former Citation:	Not reported

Evaluation Date:	1999-07-28 00:00:00.0
Evaluation Responsible Agency:	State
Found Violation:	Yes
Evaluation Type Description:	FOLLOW-UP INSPECTION
Evaluation Responsible Person Identifier:	Not reported

BROCO INC (Continued) **1000176809**

Evaluation Responsible Sub-Organization:	Not reported
Actual Return to Compliance Date:	1999-08-05 00:00:00.0
Scheduled Compliance Date:	Not reported
Date of Request:	Not reported
Date Response Received:	Not reported
Request Agency:	Not reported
Former Citation:	Not reported

Evaluation Date:	1998-09-22 00:00:00.0
Evaluation Responsible Agency:	State
Found Violation:	Yes
Evaluation Type Description:	COMPLIANCE EVALUATION INSPECTION ON-SITE
Evaluation Responsible Person Identifier:	R9STA
Evaluation Responsible Sub-Organization:	Not reported
Actual Return to Compliance Date:	1998-09-22 00:00:00.0
Scheduled Compliance Date:	1998-09-22 00:00:00.0
Date of Request:	Not reported
Date Response Received:	Not reported
Request Agency:	Not reported
Former Citation:	Not reported

Evaluation Date:	2004-06-29 00:00:00.0
Evaluation Responsible Agency:	State
Found Violation:	No
Evaluation Type Description:	FINANCIAL RECORD REVIEW
Evaluation Responsible Person Identifier:	Not reported
Evaluation Responsible Sub-Organization:	Not reported
Actual Return to Compliance Date:	Not reported
Scheduled Compliance Date:	Not reported
Date of Request:	Not reported
Date Response Received:	Not reported
Request Agency:	Not reported
Former Citation:	Not reported

Evaluation Date:	2004-07-13 00:00:00.0
Evaluation Responsible Agency:	State
Found Violation:	Yes
Evaluation Type Description:	COMPLIANCE EVALUATION INSPECTION ON-SITE
Evaluation Responsible Person Identifier:	Not reported
Evaluation Responsible Sub-Organization:	Not reported
Actual Return to Compliance Date:	2004-10-01 00:00:00.0
Scheduled Compliance Date:	Not reported
Date of Request:	Not reported
Date Response Received:	Not reported
Request Agency:	Not reported
Former Citation:	Not reported

Evaluation Date:	2001-01-24 00:00:00.0
Evaluation Responsible Agency:	State
Found Violation:	Yes
Evaluation Type Description:	COMPLIANCE EVALUATION INSPECTION ON-SITE
Evaluation Responsible Person Identifier:	Not reported
Evaluation Responsible Sub-Organization:	Not reported
Actual Return to Compliance Date:	2001-09-06 00:00:00.0
Scheduled Compliance Date:	Not reported
Date of Request:	Not reported
Date Response Received:	Not reported

BROCO INC (Continued) **1000176809**

Request Agency:	Not reported
Former Citation:	Not reported
Evaluation Date:	2001-01-24 00:00:00.0
Evaluation Responsible Agency:	State
Found Violation:	No
Evaluation Type Description:	SIGNIFICANT NON-COMPLIER
Evaluation Responsible Person Identifier:	Not reported
Evaluation Responsible Sub-Organization:	Not reported
Actual Return to Compliance Date:	Not reported
Scheduled Compliance Date:	Not reported
Date of Request:	Not reported
Date Response Received:	Not reported
Request Agency:	Not reported
Former Citation:	Not reported
Evaluation Date:	1993-03-15 00:00:00.0
Evaluation Responsible Agency:	State
Found Violation:	Yes
Evaluation Type Description:	COMPLIANCE EVALUATION INSPECTION ON-SITE
Evaluation Responsible Person Identifier:	R9STA
Evaluation Responsible Sub-Organization:	Not reported
Actual Return to Compliance Date:	1994-05-05 00:00:00.0
Scheduled Compliance Date:	Not reported
Date of Request:	Not reported
Date Response Received:	Not reported
Request Agency:	Not reported
Former Citation:	Not reported
Evaluation Date:	1996-06-18 00:00:00.0
Evaluation Responsible Agency:	State
Found Violation:	Yes
Evaluation Type Description:	FOLLOW-UP INSPECTION
Evaluation Responsible Person Identifier:	R9STA
Evaluation Responsible Sub-Organization:	Not reported
Actual Return to Compliance Date:	1997-12-16 00:00:00.0
Scheduled Compliance Date:	Not reported
Date of Request:	Not reported
Date Response Received:	Not reported
Request Agency:	Not reported
Former Citation:	Not reported
Evaluation Date:	1993-03-15 00:00:00.0
Evaluation Responsible Agency:	State
Found Violation:	Yes
Evaluation Type Description:	COMPLIANCE EVALUATION INSPECTION ON-SITE
Evaluation Responsible Person Identifier:	R9STA
Evaluation Responsible Sub-Organization:	Not reported
Actual Return to Compliance Date:	1994-05-05 00:00:00.0
Scheduled Compliance Date:	Not reported
Date of Request:	Not reported
Date Response Received:	Not reported
Request Agency:	Not reported
Former Citation:	Not reported
Evaluation Date:	2001-01-24 00:00:00.0
Evaluation Responsible Agency:	State

BROCO INC (Continued) **1000176809**

Found Violation:	Yes
Evaluation Type Description:	COMPLIANCE EVALUATION INSPECTION ON-SITE
Evaluation Responsible Person Identifier:	Not reported
Evaluation Responsible Sub-Organization:	Not reported
Actual Return to Compliance Date:	2001-09-06 00:00:00.0
Scheduled Compliance Date:	Not reported
Date of Request:	Not reported
Date Response Received:	Not reported
Request Agency:	Not reported
Former Citation:	Not reported

Evaluation Date:	1999-04-22 00:00:00.0
Evaluation Responsible Agency:	State
Found Violation:	No
Evaluation Type Description:	SIGNIFICANT NON-COMPLIER
Evaluation Responsible Person Identifier:	Not reported
Evaluation Responsible Sub-Organization:	Not reported
Actual Return to Compliance Date:	Not reported
Scheduled Compliance Date:	Not reported
Date of Request:	Not reported
Date Response Received:	Not reported
Request Agency:	Not reported
Former Citation:	Not reported

Evaluation Date:	1996-12-17 00:00:00.0
Evaluation Responsible Agency:	State
Found Violation:	Yes
Evaluation Type Description:	COMPLIANCE EVALUATION INSPECTION ON-SITE
Evaluation Responsible Person Identifier:	R9STA
Evaluation Responsible Sub-Organization:	Not reported
Actual Return to Compliance Date:	1997-12-16 00:00:00.0
Scheduled Compliance Date:	1997-01-17 00:00:00.0
Date of Request:	Not reported
Date Response Received:	Not reported
Request Agency:	Not reported
Former Citation:	Not reported

Evaluation Date:	1997-04-10 00:00:00.0
Evaluation Responsible Agency:	State
Found Violation:	Yes
Evaluation Type Description:	COMPLIANCE EVALUATION INSPECTION ON-SITE
Evaluation Responsible Person Identifier:	R9STA
Evaluation Responsible Sub-Organization:	Not reported
Actual Return to Compliance Date:	1997-12-16 00:00:00.0
Scheduled Compliance Date:	Not reported
Date of Request:	Not reported
Date Response Received:	Not reported
Request Agency:	Not reported
Former Citation:	Not reported

Evaluation Date:	1993-03-15 00:00:00.0
Evaluation Responsible Agency:	State
Found Violation:	Yes
Evaluation Type Description:	COMPLIANCE EVALUATION INSPECTION ON-SITE
Evaluation Responsible Person Identifier:	R9STA
Evaluation Responsible Sub-Organization:	Not reported
Actual Return to Compliance Date:	1994-05-05 00:00:00.0

BROCO INC (Continued) **1000176809**

Scheduled Compliance Date:	Not reported
Date of Request:	Not reported
Date Response Received:	Not reported
Request Agency:	Not reported
Former Citation:	Not reported
Evaluation Date:	1999-07-28 00:00:00.0
Evaluation Responsible Agency:	State
Found Violation:	Yes
Evaluation Type Description:	FOLLOW-UP INSPECTION
Evaluation Responsible Person Identifier:	Not reported
Evaluation Responsible Sub-Organization:	Not reported
Actual Return to Compliance Date:	1999-08-05 00:00:00.0
Scheduled Compliance Date:	Not reported
Date of Request:	Not reported
Date Response Received:	Not reported
Request Agency:	Not reported
Former Citation:	Not reported
Evaluation Date:	1999-02-26 00:00:00.0
Evaluation Responsible Agency:	State
Found Violation:	No
Evaluation Type Description:	SIGNIFICANT NON-COMPLIER
Evaluation Responsible Person Identifier:	Not reported
Evaluation Responsible Sub-Organization:	Not reported
Actual Return to Compliance Date:	Not reported
Scheduled Compliance Date:	Not reported
Date of Request:	Not reported
Date Response Received:	Not reported
Request Agency:	Not reported
Former Citation:	Not reported
Evaluation Date:	1998-12-21 00:00:00.0
Evaluation Responsible Agency:	State
Found Violation:	No
Evaluation Type Description:	COMPLIANCE EVALUATION INSPECTION ON-SITE
Evaluation Responsible Person Identifier:	R9EPA
Evaluation Responsible Sub-Organization:	Not reported
Actual Return to Compliance Date:	Not reported
Scheduled Compliance Date:	Not reported
Date of Request:	Not reported
Date Response Received:	Not reported
Request Agency:	Not reported
Former Citation:	Not reported
Evaluation Date:	1991-03-20 00:00:00.0
Evaluation Responsible Agency:	State
Found Violation:	Yes
Evaluation Type Description:	COMPLIANCE EVALUATION INSPECTION ON-SITE
Evaluation Responsible Person Identifier:	R9STA
Evaluation Responsible Sub-Organization:	Not reported
Actual Return to Compliance Date:	1991-05-02 00:00:00.0
Scheduled Compliance Date:	1991-08-02 00:00:00.0
Date of Request:	Not reported
Date Response Received:	Not reported
Request Agency:	Not reported
Former Citation:	Not reported

BROCO INC (Continued) **1000176809**

Evaluation Date:	2001-06-14 00:00:00.0
Evaluation Responsible Agency:	State
Found Violation:	Yes
Evaluation Type Description:	FINANCIAL RECORD REVIEW
Evaluation Responsible Person Identifier:	Not reported
Evaluation Responsible Sub-Organization:	Not reported
Actual Return to Compliance Date:	2002-06-25 00:00:00.0
Scheduled Compliance Date:	Not reported
Date of Request:	Not reported
Date Response Received:	Not reported
Request Agency:	Not reported
Former Citation:	Not reported

Evaluation Date:	1999-04-22 00:00:00.0
Evaluation Responsible Agency:	State
Found Violation:	Yes
Evaluation Type Description:	COMPLIANCE EVALUATION INSPECTION ON-SITE
Evaluation Responsible Person Identifier:	Not reported
Evaluation Responsible Sub-Organization:	Not reported
Actual Return to Compliance Date:	1999-04-30 00:00:00.0
Scheduled Compliance Date:	Not reported
Date of Request:	Not reported
Date Response Received:	Not reported
Request Agency:	Not reported
Former Citation:	Not reported

BROCO INC (Continued) **1000176809**

US FIN ASSUR:

Name:	DENOVA ENVIRONMENTAL INC
Address:	2610 N ALDER
City,State,Zip:	RIALTO, CA 92377
EPA ID:	CAT080022148
County:	Not reported
Mechanism type:	I
Mechanism Type Description:	INSURANCE
Cost estimate:	126166
Face value:	126166
Effective date:	1999-08-31 00:00:00
Provider:	INSURANCE CO. OF THE STATE OF PENNSYLVANIA
EPA region:	9

2020 COR ACTION:

EPA ID:	CAT080022148
Region:	9
Action:	Remedy Construction

ICE:

Envirostor ID:	3000994
Name:	DENOVA ENVIRONMENTAL INC
Address:	2610 N ALDER AVE
City,State,Zip:	RIALTO, CA 92377
EPA ID:	CAT080022148
Site Type:	INSPECTION
Facility Status:	No Action

Enforcement:

Action Type:	Imminent/Substantial Endangerment Order (220)
Action Date:	03/09/2001
Action Type:	Final Administrative Settlement (310)
Action Date:	04/27/2007
Action Type:	Enforcement Dismissed (101)
Action Date:	09/06/2001
Action Type:	Final Administrative Settlement (310)
Action Date:	02/24/2003
Action Type:	Enforcement Order Issued (210)
Action Date:	09/06/2001
Action Type:	Enforcement Order Issued (210)
Action Date:	06/13/2006
Action Type:	Final Administrative Settlement (310)
Action Date:	09/22/2000
Action Type:	Enforcement Order Issued (210)
Action Date:	06/13/2000

Inspection:

Action Type:	Compliance Evaluation Inspection - Treatment, Storage and Disposal
Action Date:	01/24/2001

BROCO INC (Continued) **1000176809**

Violation Class: Class 1
RTC Date: 09/06/2001

Action Type: Compliance Evaluation Inspection - Treatment, Storage and Disposal
Action Date: 09/25/2000
Violation Class: Class 2, Minor
RTC Date: 06/26/2002

Action Type: Compliance Evaluation Inspection - Treatment, Storage and Disposal
Action Date: 07/13/2004
Violation Class: Class 1, Class 2
RTC Date: 10/01/2004

Action Type: Follow-up Inspection - Treatment, Storage and Disposal
Action Date: 02/26/1999
Violation Class: Class 1, Minor
RTC Date: 03/12/1999

Action Type: Compliance Evaluation Inspection - Treatment, Storage and Disposal
Action Date: 04/22/1999
Violation Class: Class 1, Class 2
RTC Date: 04/30/1999

Action Type: Compliance Evaluation Inspection - Treatment, Storage and Disposal
Action Date: 06/26/2002
Violation Class: No Violations
RTC Date: Not reported

Action Type: Financial Records Review - Treatment, Storage and Disposal
Action Date: 06/14/2001
Violation Class: Class 1, Class 2
RTC Date: 06/25/2002

Action Type: Follow-up Inspection - Treatment, Storage and Disposal
Action Date: 12/12/2000
Violation Class: No Violations
RTC Date: Not reported

Action Type: Compliance Evaluation Inspection - Treatment, Storage and Disposal
Action Date: 06/30/2003
Violation Class: No Violations
RTC Date: Not reported

Action Type: Follow-up Inspection - Treatment, Storage and Disposal
Action Date: 07/28/1999
Violation Class: Class 2, Minor
RTC Date: 08/05/1999

Action Type: Financial Records Review - Treatment, Storage and Disposal
Action Date: 09/28/2000
Violation Class: Class 2
RTC Date: 11/29/2000

Action Type: Financial Records Review - Treatment, Storage and Disposal
Action Date: 06/29/2004
Violation Class: No Violations
RTC Date: Not reported

BROCO INC (Continued) **1000176809**

Action Type: Compliance Evaluation Inspection - Treatment, Storage and Disposal
Action Date: 12/21/1998
Violation Class: Class 2, Minor
RTC Date: 12/21/1998

Action Type: Compliance Evaluation Inspection - Treatment, Storage and Disposal
Action Date: 06/28/2004
Violation Class: No Violations
RTC Date: Not reported

HWP:
Name: DENOVA ENVIRONMENTAL INC
Address: 2610 N ALDER AVE
City,State,Zip: RIALTO, CA 923774126
EPA Id: CAT080022148
Cleanup Status: UNDERGOING CLOSURE
Latitude: 34.13982
Longitude: -117.4195
Facility Type: Historical - Non-Operating
Facility Size: Not reported
Team: Not reported
Supervisor: Not reported
Site Code: 25045, 400212, 401087, 401183
Assembly District: 47
Senate District: 20
Public Information Officer: Not reported
Public Information Officer: Not reported

Activities:
EPA Id: CAT080022148
Facility Type: Historical - Non-Operating
Unit Names: CONTAIN1 (GPRA Unit)
Event Description: New Operating Permit - APPLICATION PART B RECEIVED
Actual Date: 08/21/2000

EPA Id: CAT080022148
Facility Type: Historical - Non-Operating
Unit Names: CONTAIN1 (GPRA Unit)
Event Description: New Operating Permit - APPLICATION PART A RECEIVED
Actual Date: 08/19/1999

EPA Id: CAT080022148
Facility Type: Historical - Non-Operating
Unit Names: CONTAIN1 (GPRA Unit)
Event Description: New Operating Permit - TECHNICAL COMPLETE LETTER
Actual Date: 03/31/1995

EPA Id: CAT080022148
Facility Type: Historical - Non-Operating
Unit Names: CONTAIN1 (GPRA Unit)
Event Description: New Operating Permit - CALL-IN LETTER ISSUED
Actual Date: 08/17/2000

EPA Id: CAT080022148
Facility Type: Historical - Non-Operating
Unit Names: CONTAIN1 (GPRA Unit)

BROCO INC (Continued) **1000176809**

Event Description: New Operating Permit - PUBLIC COMMENT (BEGIN)
Actual Date: 07/10/1997

EPA Id: CAT080022148
Facility Type: Historical - Non-Operating
Unit Names: CONTAIN1 (GPRA Unit)
Event Description: New Operating Permit - FINAL PERMIT
Actual Date: 05/01/1998

Closure:
EPA Id: CAT080022148
Facility Type: Historical - Non-Operating
Unit Names: OBOD1 (GPRA Unit)
Event Description: Closure - CLOSURE PLAN APPROVED
Actual Date: 06/23/2000

EPA Id: CAT080022148
Facility Type: Historical - Non-Operating
Unit Names: CONTAIN1 (GPRA Unit), OBOD1 (GPRA Unit), OLDBROCO
Event Description: Referred for closure to other agency - REFERRED FOR CLOSURE TO OTHER AGENCY
Actual Date: 05/01/2003

EPA Id: CAT080022148
Facility Type: Historical - Non-Operating
Unit Names: OBOD1 (GPRA Unit)
Event Description: Closure - ISSUE CLOSURE VERIFICATION
Actual Date: 08/26/2010

EPA Id: CAT080022148
Facility Type: Historical - Non-Operating
Unit Names: CONTAIN1 (GPRA Unit), OLDBROCO
Event Description: Closure Final - ISSUE CLOSURE VERIFICATION
Actual Date: 08/26/2010

EPA Id: CAT080022148
Facility Type: Historical - Non-Operating
Unit Names: OBOD1 (GPRA Unit)
Event Description: Closure - CLOSURE PLAN RECEIVED
Actual Date: 03/30/1995

EPA Id: CAT080022148
Facility Type: Historical - Non-Operating
Unit Names: CONTAIN1 (GPRA Unit), OBOD1 (GPRA Unit), OLDBROCO
Event Description: Referred for closure to other agency - REFERRED FOR CLOSURE TO OTHER AGENCY
Actual Date: 03/19/2019

EPA Id: CAT080022148
Facility Type: Historical - Non-Operating
Unit Names: OBOD1 (GPRA Unit)
Event Description: Closure - CLOSURE NOTICE RECEIVED
Actual Date: 05/10/1995

Alias:
EPA Id: CAT080022148
Facility Type: Historical - Non-Operating
Alias Type: Project Code (Site Code)

BROCO INC (Continued) **1000176809**

Alias: 25045

EPA Id: CAT080022148
Facility Type: Historical - Non-Operating
Alias Type: Envirostor ID Number
Alias: 36280122

EPA Id: CAT080022148
Facility Type: Historical - Non-Operating
Alias Type: Project Code (Site Code)
Alias: 400212

EPA Id: CAT080022148
Facility Type: Historical - Non-Operating
Alias Type: Project Code (Site Code)
Alias: 401087

EPA Id: CAT080022148
Facility Type: Historical - Non-Operating
Alias Type: Project Code (Site Code)
Alias: 401183

EPA Id: CAT080022148
Facility Type: Historical - Non-Operating
Alias Type: Alternate Name
Alias: BROCO INC

CERS:
Name: DENOVA ENVIRONMENTAL
Address: 2610 NORTH ALDER AVE
City,State,Zip: RIALTO, CA 923774126
Site ID: 336694
CERS ID: 80001852
CERS Description: Corrective Action

Affiliation:
Affiliation Type Desc: Lead Project Manager
Entity Name: WILLARD GARRETT
Entity Title: Not reported
Affiliation Address: Not reported
Affiliation City: CYPRESS
Affiliation State: CA
Affiliation Country: Not reported
Affiliation Zip: Not reported
Affiliation Phone: Not reported

Affiliation Type Desc: Supervisor
Entity Name: Maryam Tasnif-Abbasi
Entity Title: Not reported
Affiliation Address: Not reported
Affiliation City: Not reported
Affiliation State: Not reported
Affiliation Country: Not reported
Affiliation Zip: Not reported
Affiliation Phone: Not reported

BROCO INC (Continued) **1000176809**

Name: DENOVA ENVIRONMENTAL INC
Address: 2610 N ALDER AVE
City,State,Zip: RIALTO, CA 923774126
Site ID: 190214
CERS ID: CAT080022148
CERS Description: Hazardous Waste

Evaluation:
Eval General Type: Compliance Evaluation Inspection
Eval Date: 06-28-2004
Violations Found: No
Eval Type: DTSC Compliance Evaluation Inspection
Eval Notes: Compliance Evaluation Inspection - Treatment, Storage and Disposal
Eval Division: Department of Toxic Substances Control
Eval Program: DTSC_ENF
Eval Source: ENVSTORHAZ

Eval General Type: Compliance Evaluation Inspection
Eval Date: 06-30-2003
Violations Found: No
Eval Type: DTSC Compliance Evaluation Inspection
Eval Notes: Compliance Evaluation Inspection - Treatment, Storage and Disposal
Eval Division: Department of Toxic Substances Control
Eval Program: DTSC_ENF
Eval Source: ENVSTORHAZ

Eval General Type: Compliance Followup Inspection
Eval Date: 07-28-1999
Violations Found: Yes
Eval Type: DTSC Follow-up Inspection
Eval Notes: Follow-up Inspection - Treatment, Storage and Disposal Return To Compliance: 1999-08-05 00:00:00
Eval Division: Department of Toxic Substances Control
Eval Program: DTSC_ENF
Eval Source: ENVSTORHAZ

Eval General Type: Compliance Evaluation Inspection
Eval Date: 04-22-1999
Violations Found: Yes
Eval Type: DTSC Compliance Evaluation Inspection
Eval Notes: Compliance Evaluation Inspection - Treatment, Storage and Disposal Return To Compliance: 1999-04-30 00:00:00
Eval Division: Department of Toxic Substances Control
Eval Program: DTSC_ENF
Eval Source: ENVSTORHAZ

Eval General Type: Compliance Evaluation Inspection
Eval Date: 07-13-2004
Violations Found: Yes
Eval Type: DTSC Compliance Evaluation Inspection
Eval Notes: Compliance Evaluation Inspection - Treatment, Storage and Disposal Return To Compliance: 2004-10-01 00:00:00
Eval Division: Department of Toxic Substances Control
Eval Program: DTSC_ENF
Eval Source: ENVSTORHAZ

Eval General Type: Compliance Evaluation Inspection
Eval Date: 09-25-2000

BROCO INC (Continued) **1000176809**

Violations Found:	Yes
Eval Type:	DTSC Compliance Evaluation Inspection
Eval Notes:	Compliance Evaluation Inspection - Treatment, Storage and Disposal Return To Compliance: 2002-06-26 00:00:00
Eval Division:	Department of Toxic Substances Control
Eval Program:	DTSC_ENF
Eval Source:	ENVSTORHAZ
Eval General Type:	Information Request
Eval Date:	09-28-2000
Violations Found:	Yes
Eval Type:	DTSC Financial Records Review
Eval Notes:	Financial Records Review - Treatment, Storage and Disposal Return To Compliance: 2000-11-29 00:00:00
Eval Division:	Department of Toxic Substances Control
Eval Program:	DTSC_ENF
Eval Source:	ENVSTORHAZ
Eval General Type:	Compliance Evaluation Inspection
Eval Date:	12-21-1998
Violations Found:	Yes
Eval Type:	DTSC Compliance Evaluation Inspection
Eval Notes:	Compliance Evaluation Inspection - Treatment, Storage and Disposal Return To Compliance: 1998-12-21 00:00:00
Eval Division:	Department of Toxic Substances Control
Eval Program:	DTSC_ENF
Eval Source:	ENVSTORHAZ
Eval General Type:	Compliance Evaluation Inspection
Eval Date:	01-24-2001
Violations Found:	Yes
Eval Type:	DTSC Compliance Evaluation Inspection
Eval Notes:	Compliance Evaluation Inspection - Treatment, Storage and Disposal Return To Compliance: 2001-09-06 00:00:00
Eval Division:	Department of Toxic Substances Control
Eval Program:	DTSC_ENF
Eval Source:	ENVSTORHAZ
Eval General Type:	Compliance Followup Inspection
Eval Date:	02-26-1999
Violations Found:	Yes
Eval Type:	DTSC Follow-up Inspection
Eval Notes:	Follow-up Inspection - Treatment, Storage and Disposal Return To Compliance: 1999-03-12 00:00:00
Eval Division:	Department of Toxic Substances Control
Eval Program:	DTSC_ENF
Eval Source:	ENVSTORHAZ
Eval General Type:	Information Request
Eval Date:	06-29-2004
Violations Found:	No
Eval Type:	DTSC Financial Records Review
Eval Notes:	Financial Records Review - Treatment, Storage and Disposal
Eval Division:	Department of Toxic Substances Control
Eval Program:	DTSC_ENF
Eval Source:	ENVSTORHAZ

BROCO INC (Continued) **1000176809**

Eval General Type:	Information Request
Eval Date:	06-14-2001
Violations Found:	Yes
Eval Type:	DTSC Financial Records Review
Eval Notes:	Financial Records Review - Treatment, Storage and Disposal Return To Compliance: 2002-06-25 00:00:00
Eval Division:	Department of Toxic Substances Control
Eval Program:	DTSC_ENF
Eval Source:	ENVSTORHAZ

Eval General Type:	Compliance Evaluation Inspection
Eval Date:	06-26-2002
Violations Found:	No
Eval Type:	DTSC Compliance Evaluation Inspection
Eval Notes:	Compliance Evaluation Inspection - Treatment, Storage and Disposal
Eval Division:	Department of Toxic Substances Control
Eval Program:	DTSC_ENF
Eval Source:	ENVSTORHAZ

Eval General Type:	Compliance Followup Inspection
Eval Date:	12-12-2000
Violations Found:	No
Eval Type:	DTSC Follow-up Inspection
Eval Notes:	Follow-up Inspection - Treatment, Storage and Disposal
Eval Division:	Department of Toxic Substances Control
Eval Program:	DTSC_ENF
Eval Source:	ENVSTORHAZ

Enforcement Action:

Site ID:	190214
Site Name:	DENOVA ENVIRONMENTAL INC
Site Address:	2610 N ALDER AVE
Site City:	RIALTO
Site Zip:	923774126
Enf Action Date:	02-24-2003
Enf Action Type:	Final Administrative Settlement
Enf Action Description:	Final Administrative Settlement
Enf Action Notes:	Not reported
Enf Action Division:	Department of Toxic Substances Control
Enf Action Program:	DTSC_ENF
Enf Action Source:	ENVSTORHAZ

Site ID:	190214
Site Name:	DENOVA ENVIRONMENTAL INC
Site Address:	2610 N ALDER AVE
Site City:	RIALTO
Site Zip:	923774126
Enf Action Date:	03-09-2001
Enf Action Type:	Imminent/Substantial Endangerment Order
Enf Action Description:	Imminent/Substantial Endangerment Order
Enf Action Notes:	Not reported
Enf Action Division:	Department of Toxic Substances Control
Enf Action Program:	DTSC_ENF
Enf Action Source:	ENVSTORHAZ

Site ID:	190214
Site Name:	DENOVA ENVIRONMENTAL INC

BROCO INC (Continued) **1000176809**

Site Address:	2610 N ALDER AVE
Site City:	RIALTO
Site Zip:	923774126
Enf Action Date:	04-27-2007
Enf Action Type:	Final Administrative Settlement
Enf Action Description:	Final Administrative Settlement
Enf Action Notes:	Not reported
Enf Action Division:	Department of Toxic Substances Control
Enf Action Program:	DTSC_ENF
Enf Action Source:	ENVSTORHAZ

Site ID:	190214
Site Name:	DENOVA ENVIRONMENTAL INC
Site Address:	2610 N ALDER AVE
Site City:	RIALTO
Site Zip:	923774126
Enf Action Date:	06-13-2000
Enf Action Type:	Enforcement Order Issued
Enf Action Description:	Enforcement Order Issued
Enf Action Notes:	Not reported
Enf Action Division:	Department of Toxic Substances Control
Enf Action Program:	DTSC_ENF
Enf Action Source:	ENVSTORHAZ

Site ID:	190214
Site Name:	DENOVA ENVIRONMENTAL INC
Site Address:	2610 N ALDER AVE
Site City:	RIALTO
Site Zip:	923774126
Enf Action Date:	06-13-2006
Enf Action Type:	Enforcement Order Issued
Enf Action Description:	Enforcement Order Issued
Enf Action Notes:	Not reported
Enf Action Division:	Department of Toxic Substances Control
Enf Action Program:	DTSC_ENF
Enf Action Source:	ENVSTORHAZ

Site ID:	190214
Site Name:	DENOVA ENVIRONMENTAL INC
Site Address:	2610 N ALDER AVE
Site City:	RIALTO
Site Zip:	923774126
Enf Action Date:	09-06-2001
Enf Action Type:	Enforcement Dismissed
Enf Action Description:	Enforcement Dismissed
Enf Action Notes:	Not reported
Enf Action Division:	Department of Toxic Substances Control
Enf Action Program:	DTSC_ENF
Enf Action Source:	ENVSTORHAZ

Site ID:	190214
Site Name:	DENOVA ENVIRONMENTAL INC
Site Address:	2610 N ALDER AVE
Site City:	RIALTO
Site Zip:	923774126
Enf Action Date:	09-06-2001
Enf Action Type:	Enforcement Order Issued

BROCO INC (Continued) **1000176809**

Enf Action Description: Enforcement Order Issued
Enf Action Notes: Not reported
Enf Action Division: Department of Toxic Substances Control
Enf Action Program: DTSC_ENF
Enf Action Source: ENVSTORHAZ

Site ID: 190214
Site Name: DENOVA ENVIRONMENTAL INC
Site Address: 2610 N ALDER AVE
Site City: RIALTO
Site Zip: 923774126
Enf Action Date: 09-22-2000
Enf Action Type: Final Administrative Settlement
Enf Action Description: Final Administrative Settlement
Enf Action Notes: Not reported
Enf Action Division: Department of Toxic Substances Control
Enf Action Program: DTSC_ENF
Enf Action Source: ENVSTORHAZ

Affiliation:
Affiliation Type Desc: Facility Contact
Entity Name: GENE VAN HOUTEN/PRESIDENT
Entity Title: Not reported
Affiliation Address: 2610 N ALDER AVE
Affiliation City: RIALTO
Affiliation State: CA
Affiliation Country: Not reported
Affiliation Zip: 923774126
Affiliation Phone: 9093500580

Affiliation Type Desc: Facility Owner
Entity Name: GENE VAN HOUTEN
Entity Title: Not reported
Affiliation Address: 2424 N LOCUST AVE
Affiliation City: RIALTO
Affiliation State: CA
Affiliation Country: Not reported
Affiliation Zip: 923770000
Affiliation Phone: 9093500580

D37 **BROCO INC** **ENVIROSTOR** **S110505101**
East **2610 NORTH ALDER** **CPS-SLIC** **N/A**
1/2-1 **RIALTO, CA 92335** **DEED**
0.754 mi. **ENF**
3982 ft. **Site 2 of 2 in cluster D** **CERS**

Relative:
Lower

Actual:
1587 ft.

ENVIROSTOR:
Name: BROCO INC
Address: 2610 NORTH ALDER
City,State,Zip: RIALTO, CA 92335
Facility ID: 36280122
Status: Certified
Status Date: 03/14/2014
Site Code: 900237
Site Type: Corrective Action
Site Type Detailed: Corrective Action

BROCO INC (Continued) **S110505101**

Acres:	27
NPL:	NO
Regulatory Agencies:	SMBRP
Lead Agency:	SMBRP
Program Manager:	Rafat Abbasi
Supervisor:	Manny Alonzo
Division Branch:	Cleanup Cypress
Assembly:	47
Senate:	20
Special Program:	Not reported
Restricted Use:	NO
Site Mgmt Req:	NONE SPECIFIED
Funding:	Responsible Party
Latitude:	34.13982
Longitude:	-117.4195
APN:	NONE SPECIFIED
Past Use:	HAZARDOUS WASTE TREATMENT, WASTE - INDUSTRIAL TREATMENT FACILITY
Potential COC:	Perchlorate
Confirmed COC:	Perchlorate
Potential Description:	SOIL
Alias Name:	DENOVA ENVIRONMENTAL INC
Alias Type:	Alternate Name
Alias Name:	NATIONAL CONSTRUCTION RENTALS
Alias Type:	Alternate Name
Alias Name:	CAT080022148
Alias Type:	Former EPA - Previous Site
Alias Name:	401087
Alias Type:	Project Code (Site Code)
Alias Name:	401525
Alias Type:	Project Code (Site Code)
Alias Name:	900237
Alias Type:	Project Code (Site Code)
Alias Name:	36280122
Alias Type:	Envirostor ID Number
Alias Name:	80001852
Alias Type:	Envirostor ID Number

Completed Info:

Completed Area Name:	PROJECT WIDE
Completed Sub Area Name:	Not reported
Completed Document Type:	Consent Agreement
Completed Date:	07/20/2010
Comments:	Signed and excecuted
Completed Area Name:	PROJECT WIDE
Completed Sub Area Name:	Not reported
Completed Document Type:	Consent Agreement
Completed Date:	07/20/2010
Comments:	Signed and executed
Completed Area Name:	PROJECT WIDE
Completed Sub Area Name:	Not reported
Completed Document Type:	Annual Oversight Cost Estimate
Completed Date:	10/23/2011
Comments:	Not reported
Completed Area Name:	PROJECT WIDE
Completed Sub Area Name:	Not reported

BROCO INC (Continued) **S110505101**

Completed Document Type: Certification
Completed Date: 10/04/2013
Comments: completed

Completed Area Name: PROJECT WIDE
Completed Sub Area Name: Not reported
Completed Document Type: Corrective Action Completion Determination
Completed Date: 03/14/2014
Comments: Completed before deadline

Completed Area Name: PROJECT WIDE
Completed Sub Area Name: Not reported
Completed Document Type: Annual Oversight Cost Estimate
Completed Date: 11/05/2012
Comments: Not reported

Completed Area Name: PROJECT WIDE
Completed Sub Area Name: Not reported
Completed Document Type: Annual Oversight Cost Estimate
Completed Date: 11/07/2013
Comments: Not reported

Completed Area Name: PROJECT WIDE
Completed Sub Area Name: Not reported
Completed Document Type: Site Screening
Completed Date: 05/01/1995
Comments: NFA for Site Mitigation Operations-this is a RCRA facility.

Completed Area Name: PROJECT WIDE
Completed Sub Area Name: Not reported
Completed Document Type: Technical Workplan
Completed Date: 10/12/2010
Comments: Approved

Completed Area Name: PROJECT WIDE
Completed Sub Area Name: Not reported
Completed Document Type: Fact Sheets
Completed Date: 06/10/2010
Comments: completed.

Completed Area Name: PROJECT WIDE
Completed Sub Area Name: Not reported
Completed Document Type: Public Notice
Completed Date: 06/10/2010
Comments: Not reported

Completed Area Name: PROJECT WIDE
Completed Sub Area Name: Not reported
Completed Document Type: * Discovery
Completed Date: 05/31/1983
Comments: FACILITY IDENTIFIED DMI LIST FACILITY DRIVE-BY VACANT FIELD. NO ABANDONED WASTE PROB. RATIONALE FOR NFA NO PROBLEM BASED DRIVEBY.

Completed Area Name: PROJECT WIDE
Completed Sub Area Name: Not reported
Completed Document Type: CEQA - Initial Study/ Environmental Impact Report
Completed Date: 10/01/2010

BROCO INC (Continued) **S110505101**

Comments: Completed and NOD filed

Completed Area Name: PROJECT WIDE
Completed Sub Area Name: Not reported
Completed Document Type: Correspondence
Completed Date: 01/12/2010
Comments: Not reported

Future Area Name: Not reported
Future Sub Area Name: Not reported
Future Document Type: Not reported
Future Due Date: Not reported
Schedule Area Name: Not reported
Schedule Sub Area Name: Not reported
Schedule Document Type: Not reported
Schedule Due Date: Not reported
Schedule Revised Date: Not reported

Name: DENOVA ENVIRONMENTAL INC (TARGET CORPORATION T3840 RIALTO UDC CA)
Address: 2610 NORTH ALDER AVE
City,State,Zip: RIALTO, CA 923774126
Facility ID: 80001852
Status: Certified O&M - Land Use Restrictions Only
Status Date: 08/07/2015
Site Code: 400212
Site Type: Corrective Action
Site Type Detailed: Corrective Action
Acres: 20
NPL: NO
Regulatory Agencies: SMBRP
Lead Agency: MBR
Program Manager: Willard Garrett
Supervisor: Maryam Tasnif-Abbasi
Division Branch: Cleanup Cypress
Assembly: 47
Senate: 20
Special Program: Not reported
Restricted Use: YES
Site Mgmt Req: NONE SPECIFIED
Funding: EPA Grant
Latitude: 34.13982
Longitude: -117.4195
APN: 111924102
Past Use: AEROSPACE MANUFACTURING/MAINTENANCE, HAZARDOUS WASTE STORAGE - TANKS/CONTAINERS, LABORATORIES- CHEMICAL, MANUFACTURING - OTHER, OPEN BURN/OPEN DETONATION
Potential COC: Explosives (UXO, MEC Munitions Debris (MD Explosives (UXO, MEC Munitions Debris (MD Perchlorate Perchlorate
Confirmed COC: Perchlorate Explosives (UXO, MEC Munitions Debris (MD Perchlorate Munitions Debris (MD Explosives (UXO, MEC
Potential Description: AQUI, SOIL, SOIL, AQUI, SOIL, SV
Alias Name: BROCO INC
Alias Type: Alternate Name
Alias Name: NATIONAL CONSTRUCTION RENTALS
Alias Type: Alternate Name
Alias Name: 111924102
Alias Type: APN

BROCO INC (Continued) **S110505101**

Alias Name: CAT080022148
Alias Type: EPA Identification Number
Alias Name: SL0607183080
Alias Type: GeoTracker Global ID
Alias Name: T10000002430
Alias Type: GeoTracker Global ID
Alias Name: 400212
Alias Type: Project Code (Site Code)
Alias Name: 36280122
Alias Type: Envirostor ID Number
Alias Name: 80001852
Alias Type: Envirostor ID Number

Completed Info:

Completed Area Name: PROJECT WIDE
Completed Sub Area Name: Not reported
Completed Document Type: Human Exposure Controlled
Completed Date: 06/25/2013
Comments: Not reported

Completed Area Name: PROJECT WIDE
Completed Sub Area Name: Not reported
Completed Document Type: Groundwater Migration Controlled
Completed Date: 06/25/2013
Comments: completed

Completed Area Name: PROJECT WIDE
Completed Sub Area Name: Not reported
Completed Document Type: Human Exposure Controlled
Completed Date: 06/25/2013
Comments: completed

Completed Area Name: PROJECT WIDE
Completed Sub Area Name: Not reported
Completed Document Type: Annual Oversight Cost Estimate
Completed Date: 11/29/2012
Comments: sent

Completed Area Name: PROJECT WIDE
Completed Sub Area Name: Not reported
Completed Document Type: Remedy Construction Complete
Completed Date: 06/25/2013
Comments: Not reported

Completed Area Name: PROJECT WIDE
Completed Sub Area Name: Not reported
Completed Document Type: Land Use Restriction - Site Inspection/Visit
Completed Date: 12/17/2014
Comments: 2014 Annual Site Inspection Checklist and Waterline Integrity Test Completed. Conducted Site Visit on December 12, 2014, No LUC Violations Found During Site Visit.

Completed Area Name: PROJECT WIDE
Completed Sub Area Name: Not reported
Completed Document Type: Annual Oversight Cost Estimate
Completed Date: 11/12/2013
Comments: Completed

BROCO INC (Continued) **S110505101**

Completed Area Name: PROJECT WIDE
Completed Sub Area Name: Not reported
Completed Document Type: Land Use Restriction - Site Inspection/Visit
Completed Date: 09/05/2014
Comments: Sent Annual Cost Estimate/Letter to RP.

Completed Area Name: PROJECT WIDE
Completed Sub Area Name: Not reported
Completed Document Type: RCRA Facility Assessment Report
Completed Date: 03/28/1990
Comments: Soil Cleanup, Excavation and Disposal Activities (former Hazardous Waste TSD and OBOD area) completed in August 2004.

Completed Area Name: Sites With No Operable Unit
Completed Sub Area Name: DENOVA
Completed Document Type: Triage Meeting
Completed Date: 07/08/2015
Comments: NFCRA recommended as the cost of the recovery of old, un-billed charges is expected to far exceed the amount recoverable and the eventual collection is unlikely.

Completed Area Name: Sites With No Operable Unit
Completed Sub Area Name: DENOVA
Completed Document Type: Annual Oversight Cost Estimate
Completed Date: 12/01/2015
Comments: Annual Cost Estimate (2016)

Completed Area Name: PROJECT WIDE
Completed Sub Area Name: Not reported
Completed Document Type: Land Use Restriction - Site Inspection/Visit
Completed Date: 12/06/2016
Comments: 2016 LUC Annual Inspection Rpt. approved 20161206

Completed Area Name: PROJECT WIDE
Completed Sub Area Name: Not reported
Completed Document Type: Annual Oversight Cost Estimate
Completed Date: 10/28/2016
Comments: Not reported

Completed Area Name: Sites With No Operable Unit
Completed Sub Area Name: DENOVA
Completed Document Type: Annual Oversight Cost Estimate
Completed Date: 12/05/2017
Comments: Not reported

Completed Area Name: Sites With No Operable Unit
Completed Sub Area Name: DENOVA
Completed Document Type: Land Use Restriction - Site Inspection/Visit
Completed Date: 11/08/2017
Comments: 2017 Annual LUC Inspect. Completed 20171108

Completed Area Name: PROJECT WIDE
Completed Sub Area Name: Not reported
Completed Document Type: Annual Oversight Cost Estimate
Completed Date: 03/28/2019
Comments: Not reported

BROCO INC (Continued) **S110505101**

Completed Area Name: PROJECT WIDE
Completed Sub Area Name: Not reported
Completed Document Type: Annual Oversight Cost Estimate
Completed Date: 11/20/2019
Comments: Not reported

Completed Area Name: Sites With No Operable Unit
Completed Sub Area Name: DENOVA
Completed Document Type: Other Report
Completed Date: 11/07/2008
Comments: completed.

Completed Area Name: Sites With No Operable Unit
Completed Sub Area Name: DENOVA
Completed Document Type: Public Notice
Completed Date: 06/01/2009
Comments: Public comment period ended.

Completed Area Name: Sites With No Operable Unit
Completed Sub Area Name: DENOVA
Completed Document Type: RFI Report
Completed Date: 06/29/2005
Comments: Not reported

Completed Area Name: Sites With No Operable Unit
Completed Sub Area Name: DENOVA
Completed Document Type: RFI Workplan
Completed Date: 01/11/2005
Comments: Not reported

Completed Area Name: Sites With No Operable Unit
Completed Sub Area Name: DENOVA
Completed Document Type: Interim Measures Workplan
Completed Date: 03/29/2002
Comments: Not reported

Completed Area Name: PROJECT WIDE
Completed Sub Area Name: Not reported
Completed Document Type: Preliminary Assessment Report
Completed Date: 06/26/1991
Comments: Not reported

Completed Area Name: Sites With No Operable Unit
Completed Sub Area Name: DENOVA
Completed Document Type: Interim Measures Implementation Report
Completed Date: 04/03/2003
Comments: Not reported

Completed Area Name: PROJECT WIDE
Completed Sub Area Name: Not reported
Completed Document Type: Corrective Measures Study Workplan
Completed Date: 11/07/2008
Comments: Corrective Measures Workplan for soil removal and cap installation

Completed Area Name: PROJECT WIDE
Completed Sub Area Name: Not reported
Completed Document Type: Corrective Measures Study Report

BROCO INC (Continued) **S110505101**

Completed Date: 11/08/2008
Comments: documentation of field activities completed during corrective measures 2004-2006.

Completed Area Name: PROJECT WIDE
Completed Sub Area Name: Not reported
Completed Document Type: Land Use Restriction Monitoring Report
Completed Date: 09/08/2015
Comments: Annual Inspection Checklist completed 5/5/2015 and Waterline Integrity Test completed 7/17/2015

Completed Area Name: Sites With No Operable Unit
Completed Sub Area Name: DENOVA
Completed Document Type: Soils Management Plan
Completed Date: 04/23/2018
Comments: Not reported

Completed Area Name: Sites With No Operable Unit
Completed Sub Area Name: DENOVA
Completed Document Type: Land Use Restriction Monitoring Report
Completed Date: 07/15/2019
Comments: Not reported

Completed Area Name: PROJECT WIDE
Completed Sub Area Name: Not reported
Completed Document Type: Land Use Restriction Monitoring Report
Completed Date: 01/08/2020
Comments: Not reported

Completed Area Name: PROJECT WIDE
Completed Sub Area Name: Not reported
Completed Document Type: Interim Measures Questionnaire
Completed Date: 03/17/1992
Comments: Not reported

Completed Area Name: Sites With No Operable Unit
Completed Sub Area Name: DENOVA
Completed Document Type: Unilateral Order (I/SE, RAO, CAO, EPA AO)
Completed Date: 05/06/2003
Comments: Not reported

Completed Area Name: PROJECT WIDE
Completed Sub Area Name: Not reported
Completed Document Type: Consent Decree
Completed Date: 03/09/2005
Comments: Not reported

Completed Area Name: PROJECT WIDE
Completed Sub Area Name: Not reported
Completed Document Type: Land Use Restriction
Completed Date: 09/23/2010
Comments: Not reported

Completed Area Name: PROJECT WIDE
Completed Sub Area Name: Not reported
Completed Document Type: Operation & Maintenance Order/Agreement
Completed Date: 09/23/2010

BROCO INC (Continued) **S110505101**

Comments: Completed 9/23/2010.

Future Area Name: Not reported
Future Sub Area Name: Not reported
Future Document Type: Not reported
Future Due Date: Not reported
Schedule Area Name: Not reported
Schedule Sub Area Name: Not reported
Schedule Document Type: Not reported
Schedule Due Date: Not reported
Schedule Revised Date: Not reported

CPS-SLIC:
Name: RIALTO PERCHLORATE INVESTIGATION - GENERAL DYNAMICS
Address: 2610 NORTH ALDER
City,State,Zip: RIALTO, CA 92376
Region: STATE
Facility Status: Open - Site Assessment
Status Date: 04/28/2003
Global Id: SL0607191756
Lead Agency: SANTA ANA RWQCB (REGION 8)
Lead Agency Case Number: Not reported
Latitude: 34.139371
Longitude: -117.41852
Case Type: Cleanup Program Site
Case Worker: NA
Local Agency: Not reported
RB Case Number: SL0607191756
File Location: Regional Board
Potential Media Affected: Aquifer used for drinking water supply
Potential Contaminants of Concern: Trichloroethylene (TCE), Perchlorate
Site History: Perchlorate contamination was first detected in groundwater in the Rialto, Colton and Chino Subbasins in 1997. At that time, the California Department of Health Services (DHS) Action Level (AL) for perchlorate in drinking water was 18 parts per billion (ppb). Two wells had perchlorate levels exceeding 18 ppb and were shut down. In January 2002, the DHS lowered the AL to 4 ppb. In response to the reduced AL for perchlorate, the local water purveyors in the Rialto, Colton and Chino Groundwater Subbasins restricted or eliminated the use of additional production wells with perchlorate concentrations that exceeded 4 ppb. Between 1997 and the present, various suspected perchlorate dischargers have been identified. For more up to date information on enforcement actions, see our website at www.waterboards.ca.gov

Click here to access the California GeoTracker records for this facility:

Name: DENOVA-BROCO TSDF
Address: 2610 ALDER AVE
City,State,Zip: RIALTO, CA 92376
Region: STATE
Facility Status: Open - Assessment & Interim Remedial Action
Status Date: 08/24/2010
Global Id: T10000002430
Lead Agency: DEPARTMENT OF TOXIC SUBSTANCES CONTROL
Lead Agency Case Number: 80001852
Latitude: 34.1375581

BROCO INC (Continued) **S110505101**

Longitude:	-117.4184694
Case Type:	Cleanup Program Site
Case Worker:	UKN
Local Agency:	DEPARTMENT OF TOXIC SUBSTANCES CONTROL
RB Case Number:	Not reported
File Location:	Not reported
Potential Media Affected:	Not reported
Potential Contaminants of Concern:	Not reported
Site History:	Not reported

Click here to access the California GeoTracker records for this facility:

Name:	DENOVA ENVIRONMENTAL INC.
Address:	2610 NORTH ALDER
City,State,Zip:	RIALTO, CA 92376
Region:	STATE
Facility Status:	**Completed - Case Closed**
Status Date:	10/22/2009
Global Id:	SL0607183080
Lead Agency:	SANTA ANA RWQCB (REGION 8)
Lead Agency Case Number:	80001852
Latitude:	34.139371
Longitude:	-117.41852
Case Type:	Cleanup Program Site
Case Worker:	Not reported
Local Agency:	DEPARTMENT OF TOXIC SUBSTANCES CONTROL
RB Case Number:	Not reported
File Location:	DTSC
Potential Media Affected:	Well used for drinking water supply
Potential Contaminants of Concern:	Perchlorate
Site History:	DTSC is lead. See Department of Toxic Substances Control website at www.envirostor.dtsc.ca.gov/public Perchlorate contamination was first detected in groundwater in the Rialto, Colton and Chino Subbasins in 1997. At that time, the California Department of Health Services (DHS) Action Level (AL) for perchlorate in drinking water was 18 parts per billion (ppb). Two wells had perchlorate levels exceeding 18 ppb and were shut down. In January 2002, the DHS lowered the AL to 4 ppb. In response to the reduced AL for perchlorate, the local water purveyors in the Rialto, Colton and Chino Groundwater Subbasins restricted or eliminated the use of additional production wells with perchlorate concentrations that exceeded 4 ppb. Between 1997 and the present, various suspected perchlorate dischargers have been identified. For more up to date information on enforcement actions, see our website at www.waterboards.ca.gov DTSC LEAD- closure letter completed by DTSC 10/22/20009

Click here to access the California GeoTracker records for this facility:

DEED:

Name:	DENOVA ENVIRONMENTAL INC (TARGET CORPORATION T3840 RIALTO UDC CA)
Address:	2610 NORTH ALDER AVE
City,State,Zip:	RIALTO, CA 923774126
Envirostor ID:	80001852
Area:	PROJECT WIDE
Sub Area:	Not reported
Site Type:	CORRECTIVE ACTION
Status:	CERTIFIED O&M - LAND USE RESTRICTIONS ONLY

BROCO INC (Continued) **S110505101**

Agency: Not reported
Covenant Uploaded: Not reported
Deed Date(s): Not reported
File Name: Envirostor Land Use Restrictions

ENF:

Name:	GENRAL DYNAMICS - PERCHLORATE INVESTIGATION
Address:	2610 NORTH ALDER AVENUE
City,State,Zip:	RIALTO, CA
Region:	8
Facility Id:	247998
Agency Name:	Not reported
Place Type:	Facility
Place Subtype:	Not reported
Facility Type:	Industrial
Agency Type:	Not reported
# Of Agencies:	Not reported
Place Latitude:	34.139371
Place Longitude:	-117.41852
SIC Code 1:	Not reported
SIC Desc 1:	Not reported
SIC Code 2:	Not reported
SIC Desc 2:	Not reported
SIC Code 3:	Not reported
SIC Desc 3:	Not reported
NAICS Code 1:	Not reported
NAICS Desc 1:	Not reported
NAICS Code 2:	Not reported
NAICS Desc 2:	Not reported
NAICS Code 3:	Not reported
NAICS Desc 3:	Not reported
# Of Places:	1
Source Of Facility:	Enf Action
Design Flow:	Not reported
Threat To Water Quality:	Not reported
Complexity:	Not reported
Pretreatment:	Not reported
Facility Waste Type:	Not reported
Facility Waste Type 2:	Not reported
Facility Waste Type 3:	Not reported
Facility Waste Type 4:	Not reported
Program:	Not reported
Program Category1:	Not reported
Program Category2:	TANKS
# Of Programs:	Not reported
WDID:	Not reported
Reg Measure Id:	Not reported
Reg Measure Type:	Not reported
Region:	Not reported
Order #:	Not reported
Npdes# CA#:	Not reported
Major-Minor:	Not reported
Npdes Type:	Not reported
Reclamation:	Not reported
Dredge Fill Fee:	Not reported
301H:	Not reported
Application Fee Amt Received:	Not reported

BROCO INC (Continued) **S110505101**

Status:	Not reported
Status Date:	Not reported
Effective Date:	Not reported
Expiration/Review Date:	Not reported
Termination Date:	Not reported
WDR Review - Amend:	Not reported
WDR Review - Revise/Renew:	Not reported
WDR Review - Rescind:	Not reported
WDR Review - No Action Required:	Not reported
WDR Review - Pending:	Not reported
WDR Review - Planned:	Not reported
Status Enrollee:	Not reported
Individual/General:	Not reported
Fee Code:	Not reported
Direction/Voice:	Not reported
Enforcement Id(EID):	242018
Region:	8
Order / Resolution Number:	UNKNOWN
Enforcement Action Type:	13267 Letter
Effective Date:	04/28/2003
Adoption/Issuance Date:	Not reported
Achieve Date:	Not reported
Termination Date:	Not reported
ACL Issuance Date:	Not reported
EPL Issuance Date:	Not reported
Status:	Active
Title:	Enforcement - 8 362777001
Description:	13267 order to conduct records investigation of former use of storage magazines in Rialto
Program:	SLIC
Latest Milestone Completion Date:	6/27/2003
# Of Programs1:	1
Total Assessment Amount:	0
Initial Assessed Amount:	0
Liability $ Amount:	0
Project $ Amount:	0
Liability $ Paid:	0
Project $ Completed:	0
Total $ Paid/Completed Amount:	0

CERS:

Name:	RIALTO PERCHLORATE INVESTIGATION - GENERAL DYNAMICS
Address:	2610 NORTH ALDER
City,State,Zip:	RIALTO, CA 92376
Site ID:	244827
CERS ID:	SL0607191756
CERS Description:	Cleanup Program Site

Affiliation:

Affiliation Type Desc:	Regional Board Caseworker
Entity Name:	NOORI ALAVI - SANTA ANA RWQCB (REGION 8)
Entity Title:	Not reported
Affiliation Address:	3737 MAIN STREET, SUITE 500
Affiliation City:	RIVERSIDE
Affiliation State:	CA
Affiliation Country:	Not reported
Affiliation Zip:	Not reported

BROCO INC (Continued) **S110505101**

Affiliation Phone: 9517823292

Name: BROCO INC
Address: 2610 NORTH ALDER
City,State,Zip: RIALTO, CA 92335
Site ID: 335344
CERS ID: 36280122
CERS Description: Corrective Action

Affiliation:
Affiliation Type Desc: Supervisor
Entity Name: MANNY ALONZO
Entity Title: Not reported
Affiliation Address: Not reported
Affiliation City: Not reported
Affiliation State: Not reported
Affiliation Country: Not reported
Affiliation Zip: Not reported
Affiliation Phone: Not reported

Affiliation Type Desc: Lead Project Manager
Entity Name: RAFAT ABBASI
Entity Title: Not reported
Affiliation Address: Not reported
Affiliation City: CYPRESS
Affiliation State: CA
Affiliation Country: Not reported
Affiliation Zip: Not reported
Affiliation Phone: Not reported

Name: DENOVA-BROCO TSDF
Address: 2610 ALDER AVE
City,State,Zip: RIALTO, CA 92376
Site ID: 211026
CERS ID: T10000002430
CERS Description: Cleanup Program Site

Affiliation:
Affiliation Type Desc: Local Agency Caseworker
Entity Name: UNKNOWN - DEPARTMENT OF TOXIC SUBSTANCES CONTROL
Entity Title: Not reported
Affiliation Address: 5796 CORPORATE AVE
Affiliation City: CYPRESS
Affiliation State: CA
Affiliation Country: Not reported
Affiliation Zip: Not reported
Affiliation Phone: Not reported

Name: DENOVA ENVIRONMENTAL INC.
Address: 2610 NORTH ALDER
City,State,Zip: RIALTO, CA 92376
Site ID: 251308
CERS ID: SL0607183080
CERS Description: Cleanup Program Site

E38 ENE 1/2-1 0.833 mi. 4396 ft. | **RIALTO OE** | **UXO** | **1024714314** **N/A**

RIALTO, CA

Site 1 of 2 in cluster E

Relative: Higher

Actual: 1643 ft.

UXO:

DoD Component:	FUDS
Installation Name:	RIALTO AMMUNITION STORAGE POIT
Name:	RIALTO OE
Address:	Not reported
Address 2:	Not reported
City,State,Zip:	RIALTO, CA
Site ID:	01OEW
Site Type:	Unexploded Munitions and Ordnance Area
Latitude:	34.150833
Longitude:	-117.418056

E39 ENE 1/2-1 0.833 mi. 4396 ft. | **RIALTO AMMUNITION STORAGE POIT** | **FUDS** | **1007212209** **N/A**

RIALTO, CA

Site 2 of 2 in cluster E

Relative: Higher

Actual: 1643 ft.

FUDS:

EPA Region:	09
Installation ID:	CA99799F557900
Congressional District Number:	31
Facility Name:	RIALTO AMMUNITION STORAGE POIT
FUDS Number:	J09CA0572
City:	RIALTO
State:	CA
County:	SAN BERNARDINO
Object ID:	6786
USACE District:	Los Angeles District (SPL)
Status:	Properties with all projects at site closeout
Current Owner:	Private Sector
EMS Map Link:	https://fudsportal.usace.army.mil/ems/ems/inventory/map/map?id=61163
Eligibility:	Eligible
Has Projects:	Yes
NPL Status:	Not Listed
Latitude:	34.150833329999898
Longitude:	-117.418055559999

FUDS Detail as of Jan 2015:

Fiscal Year:	2013
Federal Facility ID:	CA9799F5579
RAB:	Not reported
NPL Status:	Not Listed
Description:	The site is located on 2,821.75 acres 7 miles northwest of San Bernardino, California. In 1942, the Department of War acquired 2,814.55 acres by fee through deed and declaration of taking and a 7.6-acre railroad easement for a total acquisition of 2,822.15 acres. The site was known as the Los Angeles Backup Storage Facility. This name was later changed to Rialto Ammunition Storage Point. The Rialto Ammunition Storage Point is located in San Bernardino County approximately 5 miles north of the City of Rialto and 10 miles northeast of the City of Fontana, California. The property is now used for both industrial (including a municipal landfill owned and operated by the County of San Bernardino) and residential purposes.

RIALTO AMMUNITION STORAGE POIT (Continued) **1007212209**

History: The site was developed for use as depot, including construction of a complete storage facility. A building area was also established east of the storage area with buildings used for administration, kitchen, barracks, vehicle storage and maintenance, shops, and a fire station. Additionally, a gas station, shelters, sewage plant, and water supply were constructed. The Army leased out approximately 2,000 acres for crop cultivation and grazing. Rialto Ammunition Storage Point remained active until late 1945. On 13 November 1945, the Army reported 2814.55 acres fee and 7.60 acres leased as excess to the War Assets Administration. Custody was assumed by the Farm Credit Administration on 9 July 1946. This acreage was then subdivided over a number of years and sold. Most of the property is currently zoned industrial and occupied by a municipal landfill and various companies, including pyrotechnics companies. Some portions of the property, including portions of the building area, have been developed into residential use. Military improvements that have been beneficially used include the water well, and concrete storage bunkers.

CTC: 802.79999999999995
Current Program: Not reported
Future Program: Not reported
Institutional ID: 61163

Count: 13 records.

ORPHAN SUMMARY

City	EDR ID	Site Name	Site Address	Zip	Database(s)
FONTANA	S121673725	SIERRA BUSINESS PARK	SE CORNER OF SIERRA AVE & SLOV	92336	CIWQS
FONTANA	S107539839		ON GLEN HELEN PARKWAY @ SIERRA		CDL
FONTANA	S117701871	HIGHLAND AVE & SIERRA AVE	HIGHLAND AVE & SIERRA AVE	92336	NPDES, CIWQS
FONTANA	S121677362	STREET IMP FOR BASELINE SIERRA & M	S SIDE OF BASELINE & SIERRA AV		CIWQS
FONTANA	S121673717	SIERRA AVE	SIERRA AVE		CIWQS
FONTANA	S121675460	SOUTH SIERRA PLAZA LLC	SIERRA AVE SLOVER SANTA ANA		CIWQS
FONTANA	S121673784	SIERRA LAKES	W SIERRA AVE S SUMMIT		CIWQS
FONTANA	S124576009	SIERRA SERVICE STATIONS	3592 SIERRA AVE	92336	HWTS
FONTANA	S120712723	SIERRA LAKE CLEANERS	16953 SIERRA PKY	92336	DRYCLEANERS
FONTANA	S117710767	SIERRA PALMS 13136	SIERRA PALMS 13136	92336	NPDES, CIWQS
FONTANA	S107540075		ON SIERRA AVENUE (CROSS-1/2 MI	92336	CDL
FONTANA	S121673840	SIERRA SAN ANTONIO MEDICAL PLAZA	S. W. CORNER OF SIERRA LAKES P	92336	CIWQS
RIALTO	S107538886		I-15 EAST OF SIERRA	92376	CDL

GOVERNMENT RECORDS SEARCHED / DATA CURRENCY TRACKING

To maintain currency of the following federal and state databases, EDR contacts the appropriate governmental agency on a monthly or quarterly basis, as required.

Number of Days to Update: Provides confirmation that EDR is reporting records that have been updated within 90 days from the date the government agency made the information available to the public.

STANDARD ENVIRONMENTAL RECORDS

Federal NPL site list

NPL: National Priority List

National Priorities List (Superfund). The NPL is a subset of CERCLIS and identifies over 1,200 sites for priority cleanup under the Superfund Program. NPL sites may encompass relatively large areas. As such, EDR provides polygon coverage for over 1,000 NPL site boundaries produced by EPA's Environmental Photographic Interpretation Center (EPIC) and regional EPA offices.

Date of Government Version: 10/28/2020
Date Data Arrived at EDR: 11/05/2020
Date Made Active in Reports: 11/25/2020
Number of Days to Update: 20

Source: EPA
Telephone: N/A
Last EDR Contact: 12/02/2020
Next Scheduled EDR Contact: 01/11/2021
Data Release Frequency: Quarterly

NPL Site Boundaries

Sources:

EPA's Environmental Photographic Interpretation Center (EPIC)
Telephone: 202-564-7333

EPA Region 1
Telephone 617-918-1143

EPA Region 6
Telephone: 214-655-6659

EPA Region 3
Telephone 215-814-5418

EPA Region 7
Telephone: 913-551-7247

EPA Region 4
Telephone 404-562-8033

EPA Region 8
Telephone: 303-312-6774

EPA Region 5
Telephone 312-886-6686

EPA Region 9
Telephone: 415-947-4246

EPA Region 10
Telephone 206-553-8665

Proposed NPL: Proposed National Priority List Sites

A site that has been proposed for listing on the National Priorities List through the issuance of a proposed rule in the Federal Register. EPA then accepts public comments on the site, responds to the comments, and places on the NPL those sites that continue to meet the requirements for listing.

Date of Government Version: 10/28/2020
Date Data Arrived at EDR: 11/05/2020
Date Made Active in Reports: 11/25/2020
Number of Days to Update: 20

Source: EPA
Telephone: N/A
Last EDR Contact: 12/02/2020
Next Scheduled EDR Contact: 01/11/2021
Data Release Frequency: Quarterly

NPL LIENS: Federal Superfund Liens

Federal Superfund Liens. Under the authority granted the USEPA by CERCLA of 1980, the USEPA has the authority to file liens against real property in order to recover remedial action expenditures or when the property owner received notification of potential liability. USEPA compiles a listing of filed notices of Superfund Liens.

Date of Government Version: 10/15/1991
Date Data Arrived at EDR: 02/02/1994
Date Made Active in Reports: 03/30/1994
Number of Days to Update: 56

Source: EPA
Telephone: 202-564-4267
Last EDR Contact: 08/15/2011
Next Scheduled EDR Contact: 11/28/2011
Data Release Frequency: No Update Planned

Federal Delisted NPL site list

Delisted NPL: National Priority List Deletions

The National Oil and Hazardous Substances Pollution Contingency Plan (NCP) establishes the criteria that the EPA uses to delete sites from the NPL. In accordance with 40 CFR 300.425.(e), sites may be deleted from the NPL where no further response is appropriate.

Date of Government Version: 10/28/2020
Date Data Arrived at EDR: 11/05/2020
Date Made Active in Reports: 11/25/2020
Number of Days to Update: 20

Source: EPA
Telephone: N/A
Last EDR Contact: 12/02/2020
Next Scheduled EDR Contact: 01/11/2021
Data Release Frequency: Quarterly

Federal CERCLIS list

FEDERAL FACILITY: Federal Facility Site Information listing

A listing of National Priority List (NPL) and Base Realignment and Closure (BRAC) sites found in the Comprehensive Environmental Response, Compensation and Liability Information System (CERCLIS) Database where EPA Federal Facilities Restoration and Reuse Office is involved in cleanup activities.

Date of Government Version: 04/03/2019
Date Data Arrived at EDR: 04/05/2019
Date Made Active in Reports: 05/14/2019
Number of Days to Update: 39

Source: Environmental Protection Agency
Telephone: 703-603-8704
Last EDR Contact: 10/02/2020
Next Scheduled EDR Contact: 01/11/2021
Data Release Frequency: Varies

SEMS: Superfund Enterprise Management System

SEMS (Superfund Enterprise Management System) tracks hazardous waste sites, potentially hazardous waste sites, and remedial activities performed in support of EPA's Superfund Program across the United States. The list was formerly know as CERCLIS, renamed to SEMS by the EPA in 2015. The list contains data on potentially hazardous waste sites that have been reported to the USEPA by states, municipalities, private companies and private persons, pursuant to Section 103 of the Comprehensive Environmental Response, Compensation, and Liability Act (CERCLA). This dataset also contains sites which are either proposed to or on the National Priorities List (NPL) and the sites which are in the screening and assessment phase for possible inclusion on the NPL.

Date of Government Version: 10/28/2020
Date Data Arrived at EDR: 11/05/2020
Date Made Active in Reports: 11/25/2020
Number of Days to Update: 20

Source: EPA
Telephone: 800-424-9346
Last EDR Contact: 12/02/2020
Next Scheduled EDR Contact: 01/25/2021
Data Release Frequency: Quarterly

Federal CERCLIS NFRAP site list

SEMS-ARCHIVE: Superfund Enterprise Management System Archive

SEMS-ARCHIVE (Superfund Enterprise Management System Archive) tracks sites that have no further interest under the Federal Superfund Program based on available information. The list was formerly known as the CERCLIS-NFRAP, renamed to SEMS ARCHIVE by the EPA in 2015. EPA may perform a minimal level of assessment work at a site while it is archived if site conditions change and/or new information becomes available. Archived sites have been removed and archived from the inventory of SEMS sites. Archived status indicates that, to the best of EPA's knowledge, assessment at a site has been completed and that EPA has determined no further steps will be taken to list the site on the National Priorities List (NPL), unless information indicates this decision was not appropriate or other considerations require a recommendation for listing at a later time. The decision does not necessarily mean that there is no hazard associated with a given site; it only means that. based upon available information, the location is not judged to be potential NPL site.

Date of Government Version: 10/28/2020
Date Data Arrived at EDR: 11/05/2020
Date Made Active in Reports: 11/25/2020
Number of Days to Update: 20

Source: EPA
Telephone: 800-424-9346
Last EDR Contact: 12/02/2020
Next Scheduled EDR Contact: 01/25/2021
Data Release Frequency: Quarterly

Federal RCRA CORRACTS facilities list

CORRACTS: Corrective Action Report

CORRACTS identifies hazardous waste handlers with RCRA corrective action activity.

Date of Government Version: 06/15/2020
Date Data Arrived at EDR: 06/22/2020
Date Made Active in Reports: 09/17/2020
Number of Days to Update: 87

Source: EPA
Telephone: 800-424-9346
Last EDR Contact: 09/22/2020
Next Scheduled EDR Contact: 01/04/2021
Data Release Frequency: Quarterly

Federal RCRA non-CORRACTS TSD facilities list

RCRA-TSDF: RCRA - Treatment, Storage and Disposal

RCRAInfo is EPA's comprehensive information system, providing access to data supporting the Resource Conservation and Recovery Act (RCRA) of 1976 and the Hazardous and Solid Waste Amendments (HSWA) of 1984. The database includes selective information on sites which generate, transport, store, treat and/or dispose of hazardous waste as defined by the Resource Conservation and Recovery Act (RCRA). Transporters are individuals or entities that move hazardous waste from the generator offsite to a facility that can recycle, treat, store, or dispose of the waste. TSDFs treat, store, or dispose of the waste.

Date of Government Version: 06/15/2020
Date Data Arrived at EDR: 06/22/2020
Date Made Active in Reports: 09/18/2020
Number of Days to Update: 88

Source: Environmental Protection Agency
Telephone: (415) 495-8895
Last EDR Contact: 09/22/2020
Next Scheduled EDR Contact: 01/04/2021
Data Release Frequency: Quarterly

Federal RCRA generators list

RCRA-LQG: RCRA - Large Quantity Generators

RCRAInfo is EPA's comprehensive information system, providing access to data supporting the Resource Conservation and Recovery Act (RCRA) of 1976 and the Hazardous and Solid Waste Amendments (HSWA) of 1984. The database includes selective information on sites which generate, transport, store, treat and/or dispose of hazardous waste as defined by the Resource Conservation and Recovery Act (RCRA). Large quantity generators (LQGs) generate over 1,000 kilograms (kg) of hazardous waste, or over 1 kg of acutely hazardous waste per month.

Date of Government Version: 06/15/2020
Date Data Arrived at EDR: 06/22/2020
Date Made Active in Reports: 09/18/2020
Number of Days to Update: 88

Source: Environmental Protection Agency
Telephone: (415) 495-8895
Last EDR Contact: 09/22/2020
Next Scheduled EDR Contact: 01/04/2021
Data Release Frequency: Quarterly

RCRA-SQG: RCRA - Small Quantity Generators

RCRAInfo is EPA's comprehensive information system, providing access to data supporting the Resource Conservation and Recovery Act (RCRA) of 1976 and the Hazardous and Solid Waste Amendments (HSWA) of 1984. The database includes selective information on sites which generate, transport, store, treat and/or dispose of hazardous waste as defined by the Resource Conservation and Recovery Act (RCRA). Small quantity generators (SQGs) generate between 100 kg and 1,000 kg of hazardous waste per month.

Date of Government Version: 06/15/2020
Date Data Arrived at EDR: 06/22/2020
Date Made Active in Reports: 09/18/2020
Number of Days to Update: 88

Source: Environmental Protection Agency
Telephone: (415) 495-8895
Last EDR Contact: 09/22/2020
Next Scheduled EDR Contact: 01/04/2021
Data Release Frequency: Quarterly

RCRA-VSQG: RCRA - Very Small Quantity Generators (Formerly Conditionally Exempt Small Quantity Generators)

RCRAInfo is EPA's comprehensive information system, providing access to data supporting the Resource Conservation and Recovery Act (RCRA) of 1976 and the Hazardous and Solid Waste Amendments (HSWA) of 1984. The database includes selective information on sites which generate, transport, store, treat and/or dispose of hazardous waste as defined by the Resource Conservation and Recovery Act (RCRA). Very small quantity generators (VSQGs) generate less than 100 kg of hazardous waste, or less than 1 kg of acutely hazardous waste per month.

Date of Government Version: 06/15/2020
Date Data Arrived at EDR: 06/22/2020
Date Made Active in Reports: 09/18/2020
Number of Days to Update: 88

Source: Environmental Protection Agency
Telephone: (415) 495-8895
Last EDR Contact: 09/22/2020
Next Scheduled EDR Contact: 01/04/2021
Data Release Frequency: Quarterly

Federal institutional controls / engineering controls registries

LUCIS: Land Use Control Information System

LUCIS contains records of land use control information pertaining to the former Navy Base Realignment and Closure properties.

Date of Government Version: 08/06/2020
Date Data Arrived at EDR: 08/21/2020
Date Made Active in Reports: 11/11/2020
Number of Days to Update: 82

Source: Department of the Navy
Telephone: 843-820-7326
Last EDR Contact: 11/05/2020
Next Scheduled EDR Contact: 02/22/2021
Data Release Frequency: Varies

US ENG CONTROLS: Engineering Controls Sites List

A listing of sites with engineering controls in place. Engineering controls include various forms of caps, building foundations, liners, and treatment methods to create pathway elimination for regulated substances to enter environmental media or effect human health.

Date of Government Version: 10/28/2020
Date Data Arrived at EDR: 11/05/2020
Date Made Active in Reports: 11/18/2020
Number of Days to Update: 13

Source: Environmental Protection Agency
Telephone: 703-603-0695
Last EDR Contact: 11/05/2020
Next Scheduled EDR Contact: 03/08/2021
Data Release Frequency: Varies

US INST CONTROLS: Institutional Controls Sites List

A listing of sites with institutional controls in place. Institutional controls include administrative measures, such as groundwater use restrictions, construction restrictions, property use restrictions, and post remediation care requirements intended to prevent exposure to contaminants remaining on site. Deed restrictions are generally required as part of the institutional controls.

Date of Government Version: 10/28/2020
Date Data Arrived at EDR: 11/05/2020
Date Made Active in Reports: 11/18/2020
Number of Days to Update: 13

Source: Environmental Protection Agency
Telephone: 703-603-0695
Last EDR Contact: 11/05/2020
Next Scheduled EDR Contact: 03/08/2021
Data Release Frequency: Varies

Federal ERNS list

ERNS: Emergency Response Notification System

Emergency Response Notification System. ERNS records and stores information on reported releases of oil and hazardous substances.

Date of Government Version: 06/15/2020
Date Data Arrived at EDR: 06/22/2020
Date Made Active in Reports: 09/17/2020
Number of Days to Update: 87

Source: National Response Center, United States Coast Guard
Telephone: 202-267-2180
Last EDR Contact: 12/15/2020
Next Scheduled EDR Contact: 04/05/2021
Data Release Frequency: Quarterly

State- and tribal - equivalent NPL

RESPONSE: State Response Sites

Identifies confirmed release sites where DTSC is involved in remediation, either in a lead or oversight capacity. These confirmed release sites are generally high-priority and high potential risk.

Date of Government Version: 07/27/2020
Date Data Arrived at EDR: 07/27/2020
Date Made Active in Reports: 10/08/2020
Number of Days to Update: 73

Source: Department of Toxic Substances Control
Telephone: 916-323-3400
Last EDR Contact: 10/26/2020
Next Scheduled EDR Contact: 02/08/2021
Data Release Frequency: Quarterly

State- and tribal - equivalent CERCLIS

ENVIROSTOR: EnviroStor Database

The Department of Toxic Substances Control's (DTSC's) Site Mitigation and Brownfields Reuse Program's (SMBRP's) EnviroStor database identifes sites that have known contamination or sites for which there may be reasons to investigate further. The database includes the following site types: Federal Superfund sites (National Priorities List (NPL)); State Response, including Military Facilities and State Superfund; Voluntary Cleanup; and School sites. EnviroStor provides similar information to the information that was available in CalSites, and provides additional site information, including, but not limited to, identification of formerly-contaminated properties that have been released for reuse, properties where environmental deed restrictions have been recorded to prevent inappropriate land uses, and risk characterization information that is used to assess potential impacts to public health and the environment at contaminated sites.

Date of Government Version: 07/27/2020
Date Data Arrived at EDR: 07/27/2020
Date Made Active in Reports: 10/08/2020
Number of Days to Update: 73

Source: Department of Toxic Substances Control
Telephone: 916-323-3400
Last EDR Contact: 10/26/2020
Next Scheduled EDR Contact: 02/08/2021
Data Release Frequency: Quarterly

State and tribal landfill and/or solid waste disposal site lists

SWF/LF (SWIS): Solid Waste Information System

Active, Closed and Inactive Landfills. SWF/LF records typically contain an inve ntory of solid waste disposal facilities or landfills. These may be active or i nactive facilities or open dumps that failed to meet RCRA Section 4004 criteria for solid waste landfills or disposal sites.

Date of Government Version: 05/11/2020
Date Data Arrived at EDR: 05/12/2020
Date Made Active in Reports: 07/27/2020
Number of Days to Update: 76

Source: Department of Resources Recycling and Recovery
Telephone: 916-341-6320
Last EDR Contact: 11/10/2020
Next Scheduled EDR Contact: 02/22/2021
Data Release Frequency: Quarterly

State and tribal leaking storage tank lists

LUST REG 6L: Leaking Underground Storage Tank Case Listing
For more current information, please refer to the State Water Resources Control Board's LUST database.

Date of Government Version: 09/09/2003
Date Data Arrived at EDR: 09/10/2003
Date Made Active in Reports: 10/07/2003
Number of Days to Update: 27

Source: California Regional Water Quality Control Board Lahontan Region (6)
Telephone: 530-542-5572
Last EDR Contact: 09/12/2011
Next Scheduled EDR Contact: 12/26/2011
Data Release Frequency: No Update Planned

LUST REG 8: Leaking Underground Storage Tanks
California Regional Water Quality Control Board Santa Ana Region (8). For more current information, please refer to the State Water Resources Control Board's LUST database.

Date of Government Version: 02/14/2005
Date Data Arrived at EDR: 02/15/2005
Date Made Active in Reports: 03/28/2005
Number of Days to Update: 41

Source: California Regional Water Quality Control Board Santa Ana Region (8)
Telephone: 909-782-4496
Last EDR Contact: 08/15/2011
Next Scheduled EDR Contact: 11/28/2011
Data Release Frequency: No Update Planned

LUST REG 4: Underground Storage Tank Leak List
Los Angeles, Ventura counties. For more current information, please refer to the State Water Resources Control Board's LUST database.

Date of Government Version: 09/07/2004
Date Data Arrived at EDR: 09/07/2004
Date Made Active in Reports: 10/12/2004
Number of Days to Update: 35

Source: California Regional Water Quality Control Board Los Angeles Region (4)
Telephone: 213-576-6710
Last EDR Contact: 09/06/2011
Next Scheduled EDR Contact: 12/19/2011
Data Release Frequency: No Update Planned

LUST REG 7: Leaking Underground Storage Tank Case Listing
Leaking Underground Storage Tank locations. Imperial, Riverside, San Diego, Santa Barbara counties.

Date of Government Version: 02/26/2004
Date Data Arrived at EDR: 02/26/2004
Date Made Active in Reports: 03/24/2004
Number of Days to Update: 27

Source: California Regional Water Quality Control Board Colorado River Basin Region (7)
Telephone: 760-776-8943
Last EDR Contact: 08/01/2011
Next Scheduled EDR Contact: 11/14/2011
Data Release Frequency: No Update Planned

LUST REG 1: Active Toxic Site Investigation
Del Norte, Humboldt, Lake, Mendocino, Modoc, Siskiyou, Sonoma, Trinity counties. For more current information, please refer to the State Water Resources Control Board's LUST database.

Date of Government Version: 02/01/2001
Date Data Arrived at EDR: 02/28/2001
Date Made Active in Reports: 03/29/2001
Number of Days to Update: 29

Source: California Regional Water Quality Control Board North Coast (1)
Telephone: 707-570-3769
Last EDR Contact: 08/01/2011
Next Scheduled EDR Contact: 11/14/2011
Data Release Frequency: No Update Planned

LUST REG 2: Fuel Leak List
Leaking Underground Storage Tank locations. Alameda, Contra Costa, Marin, Napa, San Francisco, San Mateo, Santa Clara, Solano, Sonoma counties.

Date of Government Version: 09/30/2004
Date Data Arrived at EDR: 10/20/2004
Date Made Active in Reports: 11/19/2004
Number of Days to Update: 30

Source: California Regional Water Quality Control Board San Francisco Bay Region (2)
Telephone: 510-622-2433
Last EDR Contact: 09/19/2011
Next Scheduled EDR Contact: 01/02/2012
Data Release Frequency: No Update Planned

LUST REG 9: Leaking Underground Storage Tank Report
Orange, Riverside, San Diego counties. For more current information, please refer to the State Water Resources Control Board's LUST database.

Date of Government Version: 03/01/2001
Date Data Arrived at EDR: 04/23/2001
Date Made Active in Reports: 05/21/2001
Number of Days to Update: 28

Source: California Regional Water Quality Control Board San Diego Region (9)
Telephone: 858-637-5595
Last EDR Contact: 09/26/2011
Next Scheduled EDR Contact: 01/09/2012
Data Release Frequency: No Update Planned

LUST: Leaking Underground Fuel Tank Report (GEOTRACKER)
Leaking Underground Storage Tank (LUST) Sites included in GeoTracker. GeoTracker is the Water Boards data management system for sites that impact, or have the potential to impact, water quality in California, with emphasis on groundwater.

Date of Government Version: 09/08/2020
Date Data Arrived at EDR: 09/08/2020
Date Made Active in Reports: 11/30/2020
Number of Days to Update: 83

Source: State Water Resources Control Board
Telephone: see region list
Last EDR Contact: 12/04/2020
Next Scheduled EDR Contact: 03/22/2021
Data Release Frequency: Quarterly

LUST REG 3: Leaking Underground Storage Tank Database
Leaking Underground Storage Tank locations. Monterey, San Benito, San Luis Obispo, Santa Barbara, Santa Cruz counties.

Date of Government Version: 05/19/2003
Date Data Arrived at EDR: 05/19/2003
Date Made Active in Reports: 06/02/2003
Number of Days to Update: 14

Source: California Regional Water Quality Control Board Central Coast Region (3)
Telephone: 805-542-4786
Last EDR Contact: 07/18/2011
Next Scheduled EDR Contact: 10/31/2011
Data Release Frequency: No Update Planned

LUST REG 5: Leaking Underground Storage Tank Database
Leaking Underground Storage Tank locations. Alameda, Alpine, Amador, Butte, Colusa, Contra Costa, Calveras, El Dorado, Fresno, Glenn, Kern, Kings, Lake, Lassen, Madera, Mariposa, Merced, Modoc, Napa, Nevada, Placer, Plumas, Sacramento, San Joaquin, Shasta, Solano, Stanislaus, Sutter, Tehama, Tulare, Tuolumne, Yolo, Yuba counties.

Date of Government Version: 07/01/2008
Date Data Arrived at EDR: 07/22/2008
Date Made Active in Reports: 07/31/2008
Number of Days to Update: 9

Source: California Regional Water Quality Control Board Central Valley Region (5)
Telephone: 916-464-4834
Last EDR Contact: 07/01/2011
Next Scheduled EDR Contact: 10/17/2011
Data Release Frequency: No Update Planned

LUST REG 6V: Leaking Underground Storage Tank Case Listing
Leaking Underground Storage Tank locations. Inyo, Kern, Los Angeles, Mono, San Bernardino counties.

Date of Government Version: 06/07/2005
Date Data Arrived at EDR: 06/07/2005
Date Made Active in Reports: 06/29/2005
Number of Days to Update: 22

Source: California Regional Water Quality Control Board Victorville Branch Office (6)
Telephone: 760-241-7365
Last EDR Contact: 09/12/2011
Next Scheduled EDR Contact: 12/26/2011
Data Release Frequency: No Update Planned

INDIAN LUST R10: Leaking Underground Storage Tanks on Indian Land
LUSTs on Indian land in Alaska, Idaho, Oregon and Washington.

Date of Government Version: 04/14/2020
Date Data Arrived at EDR: 05/20/2020
Date Made Active in Reports: 08/12/2020
Number of Days to Update: 84

Source: EPA Region 10
Telephone: 206-553-2857
Last EDR Contact: 12/16/2020
Next Scheduled EDR Contact: 02/01/2021
Data Release Frequency: Varies

INDIAN LUST R1: Leaking Underground Storage Tanks on Indian Land
A listing of leaking underground storage tank locations on Indian Land.

Date of Government Version: 04/29/2020
Date Data Arrived at EDR: 05/20/2020
Date Made Active in Reports: 08/12/2020
Number of Days to Update: 84

Source: EPA Region 1
Telephone: 617-918-1313
Last EDR Contact: 12/16/2020
Next Scheduled EDR Contact: 02/01/2021
Data Release Frequency: Varies

INDIAN LUST R4: Leaking Underground Storage Tanks on Indian Land
LUSTs on Indian land in Florida, Mississippi and North Carolina.

Date of Government Version: 04/14/2020
Date Data Arrived at EDR: 05/26/2020
Date Made Active in Reports: 08/12/2020
Number of Days to Update: 78

Source: EPA Region 4
Telephone: 404-562-8677
Last EDR Contact: 12/16/2020
Next Scheduled EDR Contact: 02/01/2021
Data Release Frequency: Varies

INDIAN LUST R5: Leaking Underground Storage Tanks on Indian Land
Leaking underground storage tanks located on Indian Land in Michigan, Minnesota and Wisconsin.

Date of Government Version: 04/14/2020
Date Data Arrived at EDR: 05/20/2020
Date Made Active in Reports: 08/12/2020
Number of Days to Update: 84

Source: EPA, Region 5
Telephone: 312-886-7439
Last EDR Contact: 12/16/2020
Next Scheduled EDR Contact: 02/01/2021
Data Release Frequency: Varies

INDIAN LUST R9: Leaking Underground Storage Tanks on Indian Land
LUSTs on Indian land in Arizona, California, New Mexico and Nevada

Date of Government Version: 04/08/2020
Date Data Arrived at EDR: 05/20/2020
Date Made Active in Reports: 08/12/2020
Number of Days to Update: 84

Source: Environmental Protection Agency
Telephone: 415-972-3372
Last EDR Contact: 12/16/2020
Next Scheduled EDR Contact: 02/01/2021
Data Release Frequency: Varies

INDIAN LUST R8: Leaking Underground Storage Tanks on Indian Land
LUSTs on Indian land in Colorado, Montana, North Dakota, South Dakota, Utah and Wyoming.

Date of Government Version: 04/14/2020
Date Data Arrived at EDR: 05/20/2020
Date Made Active in Reports: 08/12/2020
Number of Days to Update: 84

Source: EPA Region 8
Telephone: 303-312-6271
Last EDR Contact: 12/16/2020
Next Scheduled EDR Contact: 02/01/2021
Data Release Frequency: Varies

INDIAN LUST R7: Leaking Underground Storage Tanks on Indian Land
LUSTs on Indian land in Iowa, Kansas, and Nebraska

Date of Government Version: 04/15/2020
Date Data Arrived at EDR: 05/20/2020
Date Made Active in Reports: 08/12/2020
Number of Days to Update: 84

Source: EPA Region 7
Telephone: 913-551-7003
Last EDR Contact: 12/16/2020
Next Scheduled EDR Contact: 02/01/2021
Data Release Frequency: Varies

INDIAN LUST R6: Leaking Underground Storage Tanks on Indian Land
LUSTs on Indian land in New Mexico and Oklahoma.

Date of Government Version: 04/08/2020
Date Data Arrived at EDR: 05/20/2020
Date Made Active in Reports: 08/12/2020
Number of Days to Update: 84

Source: EPA Region 6
Telephone: 214-665-6597
Last EDR Contact: 12/16/2020
Next Scheduled EDR Contact: 02/01/2021
Data Release Frequency: Varies

CPS-SLIC: Statewide SLIC Cases (GEOTRACKER)
Cleanup Program Sites (CPS; also known as Site Cleanups [SC] and formerly known as Spills, Leaks, Investigations, and Cleanups [SLIC] sites) included in GeoTracker. GeoTracker is the Water Boards data management system for sites that impact, or have the potential to impact, water quality in California, with emphasis on groundwater.

Date of Government Version: 09/08/2020
Date Data Arrived at EDR: 09/08/2020
Date Made Active in Reports: 11/30/2020
Number of Days to Update: 83

Source: State Water Resources Control Board
Telephone: 866-480-1028
Last EDR Contact: 12/04/2020
Next Scheduled EDR Contact: 03/22/2021
Data Release Frequency: Varies

SLIC REG 1: Active Toxic Site Investigations
The SLIC (Spills, Leaks, Investigations and Cleanup) program is designed to protect and restore water quality from spills, leaks, and similar discharges.

Date of Government Version: 04/03/2003
Date Data Arrived at EDR: 04/07/2003
Date Made Active in Reports: 04/25/2003
Number of Days to Update: 18

Source: California Regional Water Quality Control Board, North Coast Region (1)
Telephone: 707-576-2220
Last EDR Contact: 08/01/2011
Next Scheduled EDR Contact: 11/14/2011
Data Release Frequency: No Update Planned

SLIC REG 2: Spills, Leaks, Investigation & Cleanup Cost Recovery Listing
The SLIC (Spills, Leaks, Investigations and Cleanup) program is designed to protect and restore water quality from spills, leaks, and similar discharges.

Date of Government Version: 09/30/2004
Date Data Arrived at EDR: 10/20/2004
Date Made Active in Reports: 11/19/2004
Number of Days to Update: 30

Source: Regional Water Quality Control Board San Francisco Bay Region (2)
Telephone: 510-286-0457
Last EDR Contact: 09/19/2011
Next Scheduled EDR Contact: 01/02/2012
Data Release Frequency: No Update Planned

SLIC REG 3: Spills, Leaks, Investigation & Cleanup Cost Recovery Listing
The SLIC (Spills, Leaks, Investigations and Cleanup) program is designed to protect and restore water quality from spills, leaks, and similar discharges.

Date of Government Version: 05/18/2006
Date Data Arrived at EDR: 05/18/2006
Date Made Active in Reports: 06/15/2006
Number of Days to Update: 28

Source: California Regional Water Quality Control Board Central Coast Region (3)
Telephone: 805-549-3147
Last EDR Contact: 07/18/2011
Next Scheduled EDR Contact: 10/31/2011
Data Release Frequency: No Update Planned

SLIC REG 4: Spills, Leaks, Investigation & Cleanup Cost Recovery Listing
The SLIC (Spills, Leaks, Investigations and Cleanup) program is designed to protect and restore water quality from spills, leaks, and similar discharges.

Date of Government Version: 11/17/2004
Date Data Arrived at EDR: 11/18/2004
Date Made Active in Reports: 01/04/2005
Number of Days to Update: 47

Source: Region Water Quality Control Board Los Angeles Region (4)
Telephone: 213-576-6600
Last EDR Contact: 07/01/2011
Next Scheduled EDR Contact: 10/17/2011
Data Release Frequency: No Update Planned

SLIC REG 5: Spills, Leaks, Investigation & Cleanup Cost Recovery Listing
The SLIC (Spills, Leaks, Investigations and Cleanup) program is designed to protect and restore water quality from spills, leaks, and similar discharges.

Date of Government Version: 04/01/2005
Date Data Arrived at EDR: 04/05/2005
Date Made Active in Reports: 04/21/2005
Number of Days to Update: 16

Source: Regional Water Quality Control Board Central Valley Region (5)
Telephone: 916-464-3291
Last EDR Contact: 09/12/2011
Next Scheduled EDR Contact: 12/26/2011
Data Release Frequency: No Update Planned

SLIC REG 6V: Spills, Leaks, Investigation & Cleanup Cost Recovery Listing
The SLIC (Spills, Leaks, Investigations and Cleanup) program is designed to protect and restore water quality from spills, leaks, and similar discharges.

Date of Government Version: 05/24/2005
Date Data Arrived at EDR: 05/25/2005
Date Made Active in Reports: 06/16/2005
Number of Days to Update: 22

Source: Regional Water Quality Control Board, Victorville Branch
Telephone: 619-241-6583
Last EDR Contact: 08/15/2011
Next Scheduled EDR Contact: 11/28/2011
Data Release Frequency: No Update Planned

SLIC REG 6L: SLIC Sites
The SLIC (Spills, Leaks, Investigations and Cleanup) program is designed to protect and restore water quality from spills, leaks, and similar discharges.

Date of Government Version: 09/07/2004
Date Data Arrived at EDR: 09/07/2004
Date Made Active in Reports: 10/12/2004
Number of Days to Update: 35

Source: California Regional Water Quality Control Board, Lahontan Region
Telephone: 530-542-5574
Last EDR Contact: 08/15/2011
Next Scheduled EDR Contact: 11/28/2011
Data Release Frequency: No Update Planned

SLIC REG 7: SLIC List
The SLIC (Spills, Leaks, Investigations and Cleanup) program is designed to protect and restore water quality from spills, leaks, and similar discharges.

Date of Government Version: 11/24/2004
Date Data Arrived at EDR: 11/29/2004
Date Made Active in Reports: 01/04/2005
Number of Days to Update: 36

Source: California Regional Quality Control Board, Colorado River Basin Region
Telephone: 760-346-7491
Last EDR Contact: 08/01/2011
Next Scheduled EDR Contact: 11/14/2011
Data Release Frequency: No Update Planned

SLIC REG 8: Spills, Leaks, Investigation & Cleanup Cost Recovery Listing
The SLIC (Spills, Leaks, Investigations and Cleanup) program is designed to protect and restore water quality from spills, leaks, and similar discharges.

Date of Government Version: 04/03/2008
Date Data Arrived at EDR: 04/03/2008
Date Made Active in Reports: 04/14/2008
Number of Days to Update: 11

Source: California Region Water Quality Control Board Santa Ana Region (8)
Telephone: 951-782-3298
Last EDR Contact: 09/12/2011
Next Scheduled EDR Contact: 12/26/2011
Data Release Frequency: No Update Planned

SLIC REG 9: Spills, Leaks, Investigation & Cleanup Cost Recovery Listing
The SLIC (Spills, Leaks, Investigations and Cleanup) program is designed to protect and restore water quality from spills, leaks, and similar discharges.

Date of Government Version: 09/10/2007
Date Data Arrived at EDR: 09/11/2007
Date Made Active in Reports: 09/28/2007
Number of Days to Update: 17

Source: California Regional Water Quality Control Board San Diego Region (9)
Telephone: 858-467-2980
Last EDR Contact: 08/08/2011
Next Scheduled EDR Contact: 11/21/2011
Data Release Frequency: No Update Planned

State and tribal registered storage tank lists

FEMA UST: Underground Storage Tank Listing
A listing of all FEMA owned underground storage tanks.

Date of Government Version: 07/21/2020
Date Data Arrived at EDR: 09/03/2020
Date Made Active in Reports: 11/25/2020
Number of Days to Update: 83

Source: FEMA
Telephone: 202-646-5797
Last EDR Contact: 10/01/2020
Next Scheduled EDR Contact: 01/18/2021
Data Release Frequency: Varies

UST CLOSURE: Proposed Closure of Underground Storage Tank (UST) Cases
UST cases that are being considered for closure by either the State Water Resources Control Board or the Executive Director have been posted for a 60-day public comment period. UST Case Closures being proposed for consideration by the State Water Resources Control Board. These are primarily UST cases that meet closure criteria under the decisional framework in State Water Board Resolution No. 92-49 and other Board orders. UST Case Closures proposed for consideration by the Executive Director pursuant to State Water Board Resolution No. 2012-0061. These are cases that meet the criteria of the Low-Threat UST Case Closure Policy. UST Case Closure Review Denials and Approved Orders.

Date of Government Version: 09/03/2020
Date Data Arrived at EDR: 09/08/2020
Date Made Active in Reports: 12/03/2020
Number of Days to Update: 86

Source: State Water Resources Control Board
Telephone: 916-327-7844
Last EDR Contact: 12/08/2020
Next Scheduled EDR Contact: 03/22/2021
Data Release Frequency: Varies

UST: Active UST Facilities

Active UST facilities gathered from the local regulatory agencies

Date of Government Version: 09/08/2020
Date Data Arrived at EDR: 09/08/2020
Date Made Active in Reports: 11/30/2020
Number of Days to Update: 83

Source: SWRCB
Telephone: 916-341-5851
Last EDR Contact: 12/04/2020
Next Scheduled EDR Contact: 03/22/2021
Data Release Frequency: Semi-Annually

MILITARY UST SITES: Military UST Sites (GEOTRACKER)

Military ust sites

Date of Government Version: 09/08/2020
Date Data Arrived at EDR: 09/08/2020
Date Made Active in Reports: 11/30/2020
Number of Days to Update: 83

Source: State Water Resources Control Board
Telephone: 866-480-1028
Last EDR Contact: 12/04/2020
Next Scheduled EDR Contact: 03/22/2021
Data Release Frequency: Varies

AST: Aboveground Petroleum Storage Tank Facilities

A listing of aboveground storage tank petroleum storage tank locations.

Date of Government Version: 07/06/2016
Date Data Arrived at EDR: 07/12/2016
Date Made Active in Reports: 09/19/2016
Number of Days to Update: 69

Source: California Environmental Protection Agency
Telephone: 916-327-5092
Last EDR Contact: 12/09/2020
Next Scheduled EDR Contact: 03/29/2021
Data Release Frequency: Varies

INDIAN UST R6: Underground Storage Tanks on Indian Land

The Indian Underground Storage Tank (UST) database provides information about underground storage tanks on Indian land in EPA Region 6 (Louisiana, Arkansas, Oklahoma, New Mexico, Texas and 65 Tribes).

Date of Government Version: 04/08/2020
Date Data Arrived at EDR: 05/20/2020
Date Made Active in Reports: 08/12/2020
Number of Days to Update: 84

Source: EPA Region 6
Telephone: 214-665-7591
Last EDR Contact: 12/16/2020
Next Scheduled EDR Contact: 02/01/2021
Data Release Frequency: Varies

INDIAN UST R7: Underground Storage Tanks on Indian Land

The Indian Underground Storage Tank (UST) database provides information about underground storage tanks on Indian land in EPA Region 7 (Iowa, Kansas, Missouri, Nebraska, and 9 Tribal Nations).

Date of Government Version: 04/03/2020
Date Data Arrived at EDR: 05/20/2020
Date Made Active in Reports: 08/12/2020
Number of Days to Update: 84

Source: EPA Region 7
Telephone: 913-551-7003
Last EDR Contact: 12/16/2020
Next Scheduled EDR Contact: 02/01/2021
Data Release Frequency: Varies

INDIAN UST R9: Underground Storage Tanks on Indian Land

The Indian Underground Storage Tank (UST) database provides information about underground storage tanks on Indian land in EPA Region 9 (Arizona, California, Hawaii, Nevada, the Pacific Islands, and Tribal Nations).

Date of Government Version: 04/08/2020
Date Data Arrived at EDR: 05/20/2020
Date Made Active in Reports: 08/12/2020
Number of Days to Update: 84

Source: EPA Region 9
Telephone: 415-972-3368
Last EDR Contact: 12/16/2020
Next Scheduled EDR Contact: 02/01/2021
Data Release Frequency: Varies

INDIAN UST R10: Underground Storage Tanks on Indian Land
The Indian Underground Storage Tank (UST) database provides information about underground storage tanks on Indian land in EPA Region 10 (Alaska, Idaho, Oregon, Washington, and Tribal Nations).

Date of Government Version: 04/14/2020
Date Data Arrived at EDR: 05/20/2020
Date Made Active in Reports: 08/12/2020
Number of Days to Update: 84

Source: EPA Region 10
Telephone: 206-553-2857
Last EDR Contact: 12/15/2020
Next Scheduled EDR Contact: 02/01/2021
Data Release Frequency: Varies

INDIAN UST R1: Underground Storage Tanks on Indian Land
The Indian Underground Storage Tank (UST) database provides information about underground storage tanks on Indian land in EPA Region 1 (Connecticut, Maine, Massachusetts, New Hampshire, Rhode Island, Vermont and ten Tribal Nations).

Date of Government Version: 04/29/2020
Date Data Arrived at EDR: 05/20/2020
Date Made Active in Reports: 08/12/2020
Number of Days to Update: 84

Source: EPA, Region 1
Telephone: 617-918-1313
Last EDR Contact: 11/16/2020
Next Scheduled EDR Contact: 02/01/2021
Data Release Frequency: Varies

INDIAN UST R8: Underground Storage Tanks on Indian Land
The Indian Underground Storage Tank (UST) database provides information about underground storage tanks on Indian land in EPA Region 8 (Colorado, Montana, North Dakota, South Dakota, Utah, Wyoming and 27 Tribal Nations).

Date of Government Version: 04/14/2020
Date Data Arrived at EDR: 05/20/2020
Date Made Active in Reports: 08/13/2020
Number of Days to Update: 85

Source: EPA Region 8
Telephone: 303-312-6137
Last EDR Contact: 12/16/2020
Next Scheduled EDR Contact: 02/01/2021
Data Release Frequency: Varies

INDIAN UST R4: Underground Storage Tanks on Indian Land
The Indian Underground Storage Tank (UST) database provides information about underground storage tanks on Indian land in EPA Region 4 (Alabama, Florida, Georgia, Kentucky, Mississippi, North Carolina, South Carolina, Tennessee and Tribal Nations)

Date of Government Version: 04/14/2020
Date Data Arrived at EDR: 05/26/2020
Date Made Active in Reports: 08/12/2020
Number of Days to Update: 78

Source: EPA Region 4
Telephone: 404-562-9424
Last EDR Contact: 12/16/2020
Next Scheduled EDR Contact: 02/01/2021
Data Release Frequency: Varies

INDIAN UST R5: Underground Storage Tanks on Indian Land
The Indian Underground Storage Tank (UST) database provides information about underground storage tanks on Indian land in EPA Region 5 (Michigan, Minnesota and Wisconsin and Tribal Nations).

Date of Government Version: 04/14/2020
Date Data Arrived at EDR: 05/20/2020
Date Made Active in Reports: 08/12/2020
Number of Days to Update: 84

Source: EPA Region 5
Telephone: 312-886-6136
Last EDR Contact: 12/16/2020
Next Scheduled EDR Contact: 02/01/2021
Data Release Frequency: Varies

State and tribal voluntary cleanup sites

VCP: Voluntary Cleanup Program Properties
Contains low threat level properties with either confirmed or unconfirmed releases and the project proponents have request that DTSC oversee investigation and/or cleanup activities and have agreed to provide coverage for DTSC's costs.

Date of Government Version: 07/27/2020
Date Data Arrived at EDR: 07/27/2020
Date Made Active in Reports: 10/08/2020
Number of Days to Update: 73

Source: Department of Toxic Substances Control
Telephone: 916-323-3400
Last EDR Contact: 10/26/2020
Next Scheduled EDR Contact: 02/08/2021
Data Release Frequency: Quarterly

INDIAN VCP R1: Voluntary Cleanup Priority Listing
A listing of voluntary cleanup priority sites located on Indian Land located in Region 1.

Date of Government Version: 07/27/2015
Date Data Arrived at EDR: 09/29/2015
Date Made Active in Reports: 02/18/2016
Number of Days to Update: 142

Source: EPA, Region 1
Telephone: 617-918-1102
Last EDR Contact: 12/15/2020
Next Scheduled EDR Contact: 04/05/2021
Data Release Frequency: Varies

INDIAN VCP R7: Voluntary Cleanup Priority Lisitng
A listing of voluntary cleanup priority sites located on Indian Land located in Region 7.

Date of Government Version: 03/20/2008
Date Data Arrived at EDR: 04/22/2008
Date Made Active in Reports: 05/19/2008
Number of Days to Update: 27

Source: EPA, Region 7
Telephone: 913-551-7365
Last EDR Contact: 04/20/2009
Next Scheduled EDR Contact: 07/20/2009
Data Release Frequency: Varies

State and tribal Brownfields sites

BROWNFIELDS: Considered Brownfieds Sites Listing
A listing of sites the SWRCB considers to be Brownfields since these are sites have come to them through the MOA Process.

Date of Government Version: 09/21/2020
Date Data Arrived at EDR: 09/22/2020
Date Made Active in Reports: 12/11/2020
Number of Days to Update: 80

Source: State Water Resources Control Board
Telephone: 916-323-7905
Last EDR Contact: 09/22/2020
Next Scheduled EDR Contact: 01/04/2021
Data Release Frequency: Quarterly

ADDITIONAL ENVIRONMENTAL RECORDS

Local Brownfield lists

US BROWNFIELDS: A Listing of Brownfields Sites
Brownfields are real property, the expansion, redevelopment, or reuse of which may be complicated by the presence or potential presence of a hazardous substance, pollutant, or contaminant. Cleaning up and reinvesting in these properties takes development pressures off of undeveloped, open land, and both improves and protects the environment. Assessment, Cleanup and Redevelopment Exchange System (ACRES) stores information reported by EPA Brownfields grant recipients on brownfields properties assessed or cleaned up with grant funding as well as information on Targeted Brownfields Assessments performed by EPA Regions. A listing of ACRES Brownfield sites is obtained from Cleanups in My Community. Cleanups in My Community provides information on Brownfields properties for which information is reported back to EPA, as well as areas served by Brownfields grant programs.

Date of Government Version: 09/14/2020
Date Data Arrived at EDR: 09/15/2020
Date Made Active in Reports: 12/10/2020
Number of Days to Update: 86

Source: Environmental Protection Agency
Telephone: 202-566-2777
Last EDR Contact: 12/11/2020
Next Scheduled EDR Contact: 03/29/2021
Data Release Frequency: Semi-Annually

Local Lists of Landfill / Solid Waste Disposal Sites

WMUDS/SWAT: Waste Management Unit Database
Waste Management Unit Database System. WMUDS is used by the State Water Resources Control Board staff and the Regional Water Quality Control Boards for program tracking and inventory of waste management units. WMUDS is composed of the following databases: Facility Information, Scheduled Inspections Information, Waste Management Unit Information, SWAT Program Information, SWAT Report Summary Information, SWAT Report Summary Data, Chapter 15 (formerly Subchapter 15) Information, Chapter 15 Monitoring Parameters, TPCA Program Information, RCRA Program Information, Closure Information, and Interested Parties Information.

Date of Government Version: 04/01/2000
Date Data Arrived at EDR: 04/10/2000
Date Made Active in Reports: 05/10/2000
Number of Days to Update: 30

Source: State Water Resources Control Board
Telephone: 916-227-4448
Last EDR Contact: 10/20/2020
Next Scheduled EDR Contact: 02/08/2021
Data Release Frequency: No Update Planned

SWRCY: Recycler Database
A listing of recycling facilities in California.

Date of Government Version: 09/08/2020
Date Data Arrived at EDR: 09/08/2020
Date Made Active in Reports: 11/30/2020
Number of Days to Update: 83

Source: Department of Conservation
Telephone: 916-323-3836
Last EDR Contact: 12/08/2020
Next Scheduled EDR Contact: 03/22/2021
Data Release Frequency: Quarterly

HAULERS: Registered Waste Tire Haulers Listing
A listing of registered waste tire haulers.

Date of Government Version: 05/28/2020
Date Data Arrived at EDR: 05/29/2020
Date Made Active in Reports: 08/12/2020
Number of Days to Update: 75

Source: Integrated Waste Management Board
Telephone: 916-341-6422
Last EDR Contact: 11/05/2020
Next Scheduled EDR Contact: 02/22/2021
Data Release Frequency: Varies

INDIAN ODI: Report on the Status of Open Dumps on Indian Lands
Location of open dumps on Indian land.

Date of Government Version: 12/31/1998
Date Data Arrived at EDR: 12/03/2007
Date Made Active in Reports: 01/24/2008
Number of Days to Update: 52

Source: Environmental Protection Agency
Telephone: 703-308-8245
Last EDR Contact: 10/20/2020
Next Scheduled EDR Contact: 02/08/2021
Data Release Frequency: Varies

DEBRIS REGION 9: Torres Martinez Reservation Illegal Dump Site Locations
A listing of illegal dump sites location on the Torres Martinez Indian Reservation located in eastern Riverside County and northern Imperial County, California.

Date of Government Version: 01/12/2009
Date Data Arrived at EDR: 05/07/2009
Date Made Active in Reports: 09/21/2009
Number of Days to Update: 137

Source: EPA, Region 9
Telephone: 415-947-4219
Last EDR Contact: 10/13/2020
Next Scheduled EDR Contact: 02/01/2021
Data Release Frequency: No Update Planned

ODI: Open Dump Inventory
An open dump is defined as a disposal facility that does not comply with one or more of the Part 257 or Part 258 Subtitle D Criteria.

Date of Government Version: 06/30/1985
Date Data Arrived at EDR: 08/09/2004
Date Made Active in Reports: 09/17/2004
Number of Days to Update: 39

Source: Environmental Protection Agency
Telephone: 800-424-9346
Last EDR Contact: 06/09/2004
Next Scheduled EDR Contact: N/A
Data Release Frequency: No Update Planned

IHS OPEN DUMPS: Open Dumps on Indian Land
A listing of all open dumps located on Indian Land in the United States.

Date of Government Version: 04/01/2014
Date Data Arrived at EDR: 08/06/2014
Date Made Active in Reports: 01/29/2015
Number of Days to Update: 176

Source: Department of Health & Human Serivces, Indian Health Service
Telephone: 301-443-1452
Last EDR Contact: 10/30/2020
Next Scheduled EDR Contact: 02/08/2021
Data Release Frequency: Varies

Local Lists of Hazardous waste / Contaminated Sites

US HIST CDL: National Clandestine Laboratory Register

A listing of clandestine drug lab locations that have been removed from the DEAs National Clandestine Laboratory Register.

Date of Government Version: 03/18/2020
Date Data Arrived at EDR: 03/19/2020
Date Made Active in Reports: 06/09/2020
Number of Days to Update: 82

Source: Drug Enforcement Administration
Telephone: 202-307-1000
Last EDR Contact: 11/16/2020
Next Scheduled EDR Contact: 03/08/2021
Data Release Frequency: No Update Planned

HIST CAL-SITES: Calsites Database

The Calsites database contains potential or confirmed hazardous substance release properties. In 1996, California EPA reevaluated and significantly reduced the number of sites in the Calsites database. No longer updated by the state agency. It has been replaced by ENVIROSTOR.

Date of Government Version: 08/08/2005
Date Data Arrived at EDR: 08/03/2006
Date Made Active in Reports: 08/24/2006
Number of Days to Update: 21

Source: Department of Toxic Substance Control
Telephone: 916-323-3400
Last EDR Contact: 02/23/2009
Next Scheduled EDR Contact: 05/25/2009
Data Release Frequency: No Update Planned

SCH: School Property Evaluation Program

This category contains proposed and existing school sites that are being evaluated by DTSC for possible hazardous materials contamination. In some cases, these properties may be listed in the CalSites category depending on the level of threat to public health and safety or the environment they pose.

Date of Government Version: 07/27/2020
Date Data Arrived at EDR: 07/27/2020
Date Made Active in Reports: 10/08/2020
Number of Days to Update: 73

Source: Department of Toxic Substances Control
Telephone: 916-323-3400
Last EDR Contact: 10/26/2020
Next Scheduled EDR Contact: 02/08/2021
Data Release Frequency: Quarterly

CDL: Clandestine Drug Labs

A listing of drug lab locations. Listing of a location in this database does not indicate that any illegal drug lab materials were or were not present there, and does not constitute a determination that the location either requires or does not require additional cleanup work.

Date of Government Version: 06/30/2019
Date Data Arrived at EDR: 05/28/2020
Date Made Active in Reports: 08/12/2020
Number of Days to Update: 76

Source: Department of Toxic Substances Control
Telephone: 916-255-6504
Last EDR Contact: 11/11/2020
Next Scheduled EDR Contact: 01/18/2021
Data Release Frequency: Varies

TOXIC PITS: Toxic Pits Cleanup Act Sites

Toxic PITS Cleanup Act Sites. TOXIC PITS identifies sites suspected of containing hazardous substances where cleanup has not yet been completed.

Date of Government Version: 07/01/1995
Date Data Arrived at EDR: 08/30/1995
Date Made Active in Reports: 09/26/1995
Number of Days to Update: 27

Source: State Water Resources Control Board
Telephone: 916-227-4364
Last EDR Contact: 01/26/2009
Next Scheduled EDR Contact: 04/27/2009
Data Release Frequency: No Update Planned

CERS HAZ WASTE: CERS HAZ WASTE

List of sites in the California Environmental Protection Agency (CalEPA) Regulated Site Portal which fall under the Hazardous Chemical Management, Hazardous Waste Onsite Treatment, Household Hazardous Waste Collection, Hazardous Waste Generator, and RCRA LQ HW Generator programs.

Date of Government Version: 07/20/2020
Date Data Arrived at EDR: 07/21/2020
Date Made Active in Reports: 10/07/2020
Number of Days to Update: 78

Source: CalEPA
Telephone: 916-323-2514
Last EDR Contact: 10/19/2020
Next Scheduled EDR Contact: 02/01/2021
Data Release Frequency: Quarterly

US CDL: Clandestine Drug Labs

A listing of clandestine drug lab locations. The U.S. Department of Justice ("the Department") provides this web site as a public service. It contains addresses of some locations where law enforcement agencies reported they found chemicals or other items that indicated the presence of either clandestine drug laboratories or dumpsites. In most cases, the source of the entries is not the Department, and the Department has not verified the entry and does not guarantee its accuracy. Members of the public must verify the accuracy of all entries by, for example, contacting local law enforcement and local health departments.

Date of Government Version: 03/18/2020
Date Data Arrived at EDR: 03/19/2020
Date Made Active in Reports: 06/09/2020
Number of Days to Update: 82

Source: Drug Enforcement Administration
Telephone: 202-307-1000
Last EDR Contact: 11/16/2020
Next Scheduled EDR Contact: 03/08/2021
Data Release Frequency: Quarterly

PFAS: PFAS Contamination Site Location Listing

A listing of PFAS contaminated sites included in the GeoTracker database.

Date of Government Version: 09/08/2020
Date Data Arrived at EDR: 09/08/2020
Date Made Active in Reports: 12/01/2020
Number of Days to Update: 84

Source: State Water Resources Control Board
Telephone: 866-480-1028
Last EDR Contact: 12/08/2020
Next Scheduled EDR Contact: 03/22/2021
Data Release Frequency: Varies

Local Lists of Registered Storage Tanks

SWEEPS UST: SWEEPS UST Listing

Statewide Environmental Evaluation and Planning System. This underground storage tank listing was updated and maintained by a company contacted by the SWRCB in the early 1990's. The listing is no longer updated or maintained. The local agency is the contact for more information on a site on the SWEEPS list.

Date of Government Version: 06/01/1994
Date Data Arrived at EDR: 07/07/2005
Date Made Active in Reports: 08/11/2005
Number of Days to Update: 35

Source: State Water Resources Control Board
Telephone: N/A
Last EDR Contact: 06/03/2005
Next Scheduled EDR Contact: N/A
Data Release Frequency: No Update Planned

UST MENDOCINO: Mendocino County UST Database

A listing of underground storage tank locations in Mendocino County.

Date of Government Version: 05/20/2020
Date Data Arrived at EDR: 05/20/2020
Date Made Active in Reports: 08/06/2020
Number of Days to Update: 78

Source: Department of Public Health
Telephone: 707-463-4466
Last EDR Contact: 11/16/2020
Next Scheduled EDR Contact: 03/08/2021
Data Release Frequency: Annually

HIST UST: Hazardous Substance Storage Container Database

The Hazardous Substance Storage Container Database is a historical listing of UST sites. Refer to local/county source for current data.

Date of Government Version: 10/15/1990
Date Data Arrived at EDR: 01/25/1991
Date Made Active in Reports: 02/12/1991
Number of Days to Update: 18

Source: State Water Resources Control Board
Telephone: 916-341-5851
Last EDR Contact: 07/26/2001
Next Scheduled EDR Contact: N/A
Data Release Frequency: No Update Planned

SAN FRANCISCO AST: Aboveground Storage Tank Site Listing
Aboveground storage tank sites

Date of Government Version: 08/03/2020
Date Data Arrived at EDR: 08/05/2020
Date Made Active in Reports: 10/22/2020
Number of Days to Update: 78

Source: San Francisco County Department of Public Health
Telephone: 415-252-3896
Last EDR Contact: 10/28/2020
Next Scheduled EDR Contact: 02/15/2021
Data Release Frequency: Varies

CERS TANKS: California Environmental Reporting System (CERS) Tanks
List of sites in the California Environmental Protection Agency (CalEPA) Regulated Site Portal which fall under the Aboveground Petroleum Storage and Underground Storage Tank regulatory programs.

Date of Government Version: 07/20/2020
Date Data Arrived at EDR: 07/21/2020
Date Made Active in Reports: 10/07/2020
Number of Days to Update: 78

Source: California Environmental Protection Agency
Telephone: 916-323-2514
Last EDR Contact: 10/19/2020
Next Scheduled EDR Contact: 02/01/2021
Data Release Frequency: Quarterly

CA FID UST: Facility Inventory Database
The Facility Inventory Database (FID) contains a historical listing of active and inactive underground storage tank locations from the State Water Resource Control Board. Refer to local/county source for current data.

Date of Government Version: 10/31/1994
Date Data Arrived at EDR: 09/05/1995
Date Made Active in Reports: 09/29/1995
Number of Days to Update: 24

Source: California Environmental Protection Agency
Telephone: 916-341-5851
Last EDR Contact: 12/28/1998
Next Scheduled EDR Contact: N/A
Data Release Frequency: No Update Planned

Local Land Records

LIENS: Environmental Liens Listing
A listing of property locations with environmental liens for California where DTSC is a lien holder.

Date of Government Version: 08/26/2020
Date Data Arrived at EDR: 08/28/2020
Date Made Active in Reports: 11/17/2020
Number of Days to Update: 81

Source: Department of Toxic Substances Control
Telephone: 916-323-3400
Last EDR Contact: 11/23/2020
Next Scheduled EDR Contact: 03/15/2021
Data Release Frequency: Varies

LIENS 2: CERCLA Lien Information
A Federal CERCLA ('Superfund') lien can exist by operation of law at any site or property at which EPA has spent Superfund monies. These monies are spent to investigate and address releases and threatened releases of contamination. CERCLIS provides information as to the identity of these sites and properties.

Date of Government Version: 10/28/2020
Date Data Arrived at EDR: 11/05/2020
Date Made Active in Reports: 11/25/2020
Number of Days to Update: 20

Source: Environmental Protection Agency
Telephone: 202-564-6023
Last EDR Contact: 12/02/2020
Next Scheduled EDR Contact: 01/11/2021
Data Release Frequency: Semi-Annually

DEED: Deed Restriction Listing

Site Mitigation and Brownfields Reuse Program Facility Sites with Deed Restrictions & Hazardous Waste Management Program Facility Sites with Deed / Land Use Restriction. The DTSC Site Mitigation and Brownfields Reuse Program (SMBRP) list includes sites cleaned up under the program's oversight and generally does not include current or former hazardous waste facilities that required a hazardous waste facility permit. The list represents deed restrictions that are active. Some sites have multiple deed restrictions. The DTSC Hazardous Waste Management Program (HWMP) has developed a list of current or former hazardous waste facilities that have a recorded land use restriction at the local county recorder's office. The land use restrictions on this list were required by the DTSC HWMP as a result of the presence of hazardous substances that remain on site after the facility (or part of the facility) has been closed or cleaned up. The types of land use restriction include deed notice, deed restriction, or a land use restriction that binds current and future owners.

Date of Government Version: 08/31/2020
Date Data Arrived at EDR: 08/31/2020
Date Made Active in Reports: 11/20/2020
Number of Days to Update: 81

Source: DTSC and SWRCB
Telephone: 916-323-3400
Last EDR Contact: 12/01/2020
Next Scheduled EDR Contact: 03/15/2021
Data Release Frequency: Semi-Annually

Records of Emergency Release Reports

HMIRS: Hazardous Materials Information Reporting System
Hazardous Materials Incident Report System. HMIRS contains hazardous material spill incidents reported to DOT.

Date of Government Version: 09/20/2020
Date Data Arrived at EDR: 09/22/2020
Date Made Active in Reports: 12/14/2020
Number of Days to Update: 83

Source: U.S. Department of Transportation
Telephone: 202-366-4555
Last EDR Contact: 09/22/2020
Next Scheduled EDR Contact: 01/04/2021
Data Release Frequency: Quarterly

CHMIRS: California Hazardous Material Incident Report System
California Hazardous Material Incident Reporting System. CHMIRS contains information on reported hazardous material incidents (accidental releases or spills).

Date of Government Version: 06/30/2020
Date Data Arrived at EDR: 07/21/2020
Date Made Active in Reports: 10/07/2020
Number of Days to Update: 78

Source: Office of Emergency Services
Telephone: 916-845-8400
Last EDR Contact: 10/19/2020
Next Scheduled EDR Contact: 02/01/2021
Data Release Frequency: Semi-Annually

LDS: Land Disposal Sites Listing (GEOTRACKER)
Land Disposal sites (Landfills) included in GeoTracker. GeoTracker is the Water Boards data management system for sites that impact, or have the potential to impact, water quality in California, with emphasis on groundwater.

Date of Government Version: 09/08/2020
Date Data Arrived at EDR: 09/08/2020
Date Made Active in Reports: 11/30/2020
Number of Days to Update: 83

Source: State Water Qualilty Control Board
Telephone: 866-480-1028
Last EDR Contact: 12/04/2020
Next Scheduled EDR Contact: 03/22/2021
Data Release Frequency: Quarterly

MCS: Military Cleanup Sites Listing (GEOTRACKER)
Military sites (consisting of: Military UST sites; Military Privatized sites; and Military Cleanup sites [formerly known as DoD non UST]) included in GeoTracker. GeoTracker is the Water Boards data management system for sites that impact, or have the potential to impact, water quality in California, with emphasis on groundwater.

Date of Government Version: 09/08/2020
Date Data Arrived at EDR: 09/08/2020
Date Made Active in Reports: 11/30/2020
Number of Days to Update: 83

Source: State Water Resources Control Board
Telephone: 866-480-1028
Last EDR Contact: 12/04/2020
Next Scheduled EDR Contact: 03/22/2021
Data Release Frequency: Quarterly

SPILLS 90: SPILLS90 data from FirstSearch

Spills 90 includes those spill and release records available exclusively from FirstSearch databases. Typically, they may include chemical, oil and/or hazardous substance spills recorded after 1990. Duplicate records that are already included in EDR incident and release records are not included in Spills 90.

Date of Government Version: 06/06/2012
Date Data Arrived at EDR: 01/03/2013
Date Made Active in Reports: 02/22/2013
Number of Days to Update: 50

Source: FirstSearch
Telephone: N/A
Last EDR Contact: 01/03/2013
Next Scheduled EDR Contact: N/A
Data Release Frequency: No Update Planned

Other Ascertainable Records

RCRA NonGen / NLR: RCRA - Non Generators / No Longer Regulated

RCRAInfo is EPA's comprehensive information system, providing access to data supporting the Resource Conservation and Recovery Act (RCRA) of 1976 and the Hazardous and Solid Waste Amendments (HSWA) of 1984. The database includes selective information on sites which generate, transport, store, treat and/or dispose of hazardous waste as defined by the Resource Conservation and Recovery Act (RCRA). Non-Generators do not presently generate hazardous waste.

Date of Government Version: 06/15/2020
Date Data Arrived at EDR: 06/22/2020
Date Made Active in Reports: 09/18/2020
Number of Days to Update: 88

Source: Environmental Protection Agency
Telephone: (415) 495-8895
Last EDR Contact: 09/22/2020
Next Scheduled EDR Contact: 01/04/2021
Data Release Frequency: Quarterly

FUDS: Formerly Used Defense Sites

The listing includes locations of Formerly Used Defense Sites properties where the US Army Corps of Engineers is actively working or will take necessary cleanup actions.

Date of Government Version: 08/05/2020
Date Data Arrived at EDR: 08/13/2020
Date Made Active in Reports: 10/21/2020
Number of Days to Update: 69

Source: U.S. Army Corps of Engineers
Telephone: 202-528-4285
Last EDR Contact: 11/17/2020
Next Scheduled EDR Contact: 03/01/2021
Data Release Frequency: Varies

DOD: Department of Defense Sites

This data set consists of federally owned or administered lands, administered by the Department of Defense, that have any area equal to or greater than 640 acres of the United States, Puerto Rico, and the U.S. Virgin Islands.

Date of Government Version: 12/31/2005
Date Data Arrived at EDR: 11/10/2006
Date Made Active in Reports: 01/11/2007
Number of Days to Update: 62

Source: USGS
Telephone: 888-275-8747
Last EDR Contact: 10/13/2020
Next Scheduled EDR Contact: 01/25/2021
Data Release Frequency: Semi-Annually

FEDLAND: Federal and Indian Lands

Federally and Indian administrated lands of the United States. Lands included are administrated by: Army Corps of Engineers, Bureau of Reclamation, National Wild and Scenic River, National Wildlife Refuge, Public Domain Land, Wilderness, Wilderness Study Area, Wildlife Management Area, Bureau of Indian Affairs, Bureau of Land Management, Department of Justice, Forest Service, Fish and Wildlife Service, National Park Service.

Date of Government Version: 04/02/2018
Date Data Arrived at EDR: 04/11/2018
Date Made Active in Reports: 11/06/2019
Number of Days to Update: 574

Source: U.S. Geological Survey
Telephone: 888-275-8747
Last EDR Contact: 10/08/2020
Next Scheduled EDR Contact: 01/18/2021
Data Release Frequency: N/A

SCRD DRYCLEANERS: State Coalition for Remediation of Drycleaners Listing

The State Coalition for Remediation of Drycleaners was established in 1998, with support from the U.S. EPA Office of Superfund Remediation and Technology Innovation. It is comprised of representatives of states with established drycleaner remediation programs. Currently the member states are Alabama, Connecticut, Florida, Illinois, Kansas, Minnesota, Missouri, North Carolina, Oregon, South Carolina, Tennessee, Texas, and Wisconsin.

Date of Government Version: 01/01/2017
Date Data Arrived at EDR: 02/03/2017
Date Made Active in Reports: 04/07/2017
Number of Days to Update: 63

Source: Environmental Protection Agency
Telephone: 615-532-8599
Last EDR Contact: 11/09/2020
Next Scheduled EDR Contact: 02/22/2021
Data Release Frequency: Varies

US FIN ASSUR: Financial Assurance Information

All owners and operators of facilities that treat, store, or dispose of hazardous waste are required to provide proof that they will have sufficient funds to pay for the clean up, closure, and post-closure care of their facilities.

Date of Government Version: 09/21/2020
Date Data Arrived at EDR: 09/22/2020
Date Made Active in Reports: 12/14/2020
Number of Days to Update: 83

Source: Environmental Protection Agency
Telephone: 202-566-1917
Last EDR Contact: 09/22/2020
Next Scheduled EDR Contact: 01/04/2021
Data Release Frequency: Quarterly

EPA WATCH LIST: EPA WATCH LIST

EPA maintains a "Watch List" to facilitate dialogue between EPA, state and local environmental agencies on enforcement matters relating to facilities with alleged violations identified as either significant or high priority. Being on the Watch List does not mean that the facility has actually violated the law only that an investigation by EPA or a state or local environmental agency has led those organizations to allege that an unproven violation has in fact occurred. Being on the Watch List does not represent a higher level of concern regarding the alleged violations that were detected, but instead indicates cases requiring additional dialogue between EPA, state and local agencies - primarily because of the length of time the alleged violation has gone unaddressed or unresolved.

Date of Government Version: 08/30/2013
Date Data Arrived at EDR: 03/21/2014
Date Made Active in Reports: 06/17/2014
Number of Days to Update: 88

Source: Environmental Protection Agency
Telephone: 617-520-3000
Last EDR Contact: 11/02/2020
Next Scheduled EDR Contact: 02/15/2021
Data Release Frequency: Quarterly

2020 COR ACTION: 2020 Corrective Action Program List

The EPA has set ambitious goals for the RCRA Corrective Action program by creating the 2020 Corrective Action Universe. This RCRA cleanup baseline includes facilities expected to need corrective action. The 2020 universe contains a wide variety of sites. Some properties are heavily contaminated while others were contaminated but have since been cleaned up. Still others have not been fully investigated yet, and may require little or no remediation. Inclusion in the 2020 Universe does not necessarily imply failure on the part of a facility to meet its RCRA obligations.

Date of Government Version: 09/30/2017
Date Data Arrived at EDR: 05/08/2018
Date Made Active in Reports: 07/20/2018
Number of Days to Update: 73

Source: Environmental Protection Agency
Telephone: 703-308-4044
Last EDR Contact: 11/06/2020
Next Scheduled EDR Contact: 02/15/2021
Data Release Frequency: Varies

TSCA: Toxic Substances Control Act

Toxic Substances Control Act. TSCA identifies manufacturers and importers of chemical substances included on the TSCA Chemical Substance Inventory list. It includes data on the production volume of these substances by plant site.

Date of Government Version: 12/31/2016
Date Data Arrived at EDR: 06/17/2020
Date Made Active in Reports: 09/10/2020
Number of Days to Update: 85

Source: EPA
Telephone: 202-260-5521
Last EDR Contact: 09/18/2020
Next Scheduled EDR Contact: 12/28/2020
Data Release Frequency: Every 4 Years

TRIS: Toxic Chemical Release Inventory System

Toxic Release Inventory System. TRIS identifies facilities which release toxic chemicals to the air, water and land in reportable quantities under SARA Title III Section 313.

Date of Government Version: 12/31/2018
Date Data Arrived at EDR: 08/14/2020
Date Made Active in Reports: 11/04/2020
Number of Days to Update: 82

Source: EPA
Telephone: 202-566-0250
Last EDR Contact: 11/17/2020
Next Scheduled EDR Contact: 03/01/2021
Data Release Frequency: Annually

SSTS: Section 7 Tracking Systems

Section 7 of the Federal Insecticide, Fungicide and Rodenticide Act, as amended (92 Stat. 829) requires all registered pesticide-producing establishments to submit a report to the Environmental Protection Agency by March 1st each year. Each establishment must report the types and amounts of pesticides, active ingredients and devices being produced, and those having been produced and sold or distributed in the past year.

Date of Government Version: 07/20/2020
Date Data Arrived at EDR: 07/21/2020
Date Made Active in Reports: 10/08/2020
Number of Days to Update: 79

Source: EPA
Telephone: 202-564-4203
Last EDR Contact: 10/19/2020
Next Scheduled EDR Contact: 02/01/2021
Data Release Frequency: Annually

ROD: Records Of Decision

Record of Decision. ROD documents mandate a permanent remedy at an NPL (Superfund) site containing technical and health information to aid in the cleanup.

Date of Government Version: 10/28/2020
Date Data Arrived at EDR: 11/05/2020
Date Made Active in Reports: 11/25/2020
Number of Days to Update: 20

Source: EPA
Telephone: 703-416-0223
Last EDR Contact: 12/02/2020
Next Scheduled EDR Contact: 03/15/2021
Data Release Frequency: Annually

RMP: Risk Management Plans

When Congress passed the Clean Air Act Amendments of 1990, it required EPA to publish regulations and guidance for chemical accident prevention at facilities using extremely hazardous substances. The Risk Management Program Rule (RMP Rule) was written to implement Section 112(r) of these amendments. The rule, which built upon existing industry codes and standards, requires companies of all sizes that use certain flammable and toxic substances to develop a Risk Management Program, which includes a(n): Hazard assessment that details the potential effects of an accidental release, an accident history of the last five years, and an evaluation of worst-case and alternative accidental releases; Prevention program that includes safety precautions and maintenance, monitoring, and employee training measures; and Emergency response program that spells out emergency health care, employee training measures and procedures for informing the public and response agencies (e.g the fire department) should an accident occur.

Date of Government Version: 07/24/2020
Date Data Arrived at EDR: 08/03/2020
Date Made Active in Reports: 10/21/2020
Number of Days to Update: 79

Source: Environmental Protection Agency
Telephone: 202-564-8600
Last EDR Contact: 10/14/2020
Next Scheduled EDR Contact: 02/01/2021
Data Release Frequency: Varies

RAATS: RCRA Administrative Action Tracking System

RCRA Administration Action Tracking System. RAATS contains records based on enforcement actions issued under RCRA pertaining to major violators and includes administrative and civil actions brought by the EPA. For administration actions after September 30, 1995, data entry in the RAATS database was discontinued. EPA will retain a copy of the database for historical records. It was necessary to terminate RAATS because a decrease in agency resources made it impossible to continue to update the information contained in the database.

Date of Government Version: 04/17/1995
Date Data Arrived at EDR: 07/03/1995
Date Made Active in Reports: 08/07/1995
Number of Days to Update: 35

Source: EPA
Telephone: 202-564-4104
Last EDR Contact: 06/02/2008
Next Scheduled EDR Contact: 09/01/2008
Data Release Frequency: No Update Planned

PRP: Potentially Responsible Parties
A listing of verified Potentially Responsible Parties

Date of Government Version: 04/27/2020
Date Data Arrived at EDR: 05/06/2020
Date Made Active in Reports: 06/09/2020
Number of Days to Update: 34

Source: EPA
Telephone: 202-564-6023
Last EDR Contact: 12/02/2020
Next Scheduled EDR Contact: 02/15/2021
Data Release Frequency: Quarterly

PADS: PCB Activity Database System
PCB Activity Database. PADS Identifies generators, transporters, commercial storers and/or brokers and disposers of PCB's who are required to notify the EPA of such activities.

Date of Government Version: 10/09/2019
Date Data Arrived at EDR: 10/11/2019
Date Made Active in Reports: 12/20/2019
Number of Days to Update: 70

Source: EPA
Telephone: 202-566-0500
Last EDR Contact: 10/02/2020
Next Scheduled EDR Contact: 01/18/2021
Data Release Frequency: Annually

ICIS: Integrated Compliance Information System
The Integrated Compliance Information System (ICIS) supports the information needs of the national enforcement and compliance program as well as the unique needs of the National Pollutant Discharge Elimination System (NPDES) program.

Date of Government Version: 11/18/2016
Date Data Arrived at EDR: 11/23/2016
Date Made Active in Reports: 02/10/2017
Number of Days to Update: 79

Source: Environmental Protection Agency
Telephone: 202-564-2501
Last EDR Contact: 10/01/2020
Next Scheduled EDR Contact: 01/18/2021
Data Release Frequency: Quarterly

FTTS: FIFRA/ TSCA Tracking System - FIFRA (Federal Insecticide, Fungicide, & Rodenticide Act)/TSCA (Toxic Substances Control Act)
FTTS tracks administrative cases and pesticide enforcement actions and compliance activities related to FIFRA, TSCA and EPCRA (Emergency Planning and Community Right-to-Know Act). To maintain currency, EDR contacts the Agency on a quarterly basis.

Date of Government Version: 04/09/2009
Date Data Arrived at EDR: 04/16/2009
Date Made Active in Reports: 05/11/2009
Number of Days to Update: 25

Source: EPA/Office of Prevention, Pesticides and Toxic Substances
Telephone: 202-566-1667
Last EDR Contact: 08/18/2017
Next Scheduled EDR Contact: 12/04/2017
Data Release Frequency: No Update Planned

FTTS INSP: FIFRA/ TSCA Tracking System - FIFRA (Federal Insecticide, Fungicide, & Rodenticide Act)/TSCA (Toxic Substances Control Act)
A listing of FIFRA/TSCA Tracking System (FTTS) inspections and enforcements.

Date of Government Version: 04/09/2009
Date Data Arrived at EDR: 04/16/2009
Date Made Active in Reports: 05/11/2009
Number of Days to Update: 25

Source: EPA
Telephone: 202-566-1667
Last EDR Contact: 08/18/2017
Next Scheduled EDR Contact: 12/04/2017
Data Release Frequency: No Update Planned

MLTS: Material Licensing Tracking System
MLTS is maintained by the Nuclear Regulatory Commission and contains a list of approximately 8,100 sites which possess or use radioactive materials and which are subject to NRC licensing requirements. To maintain currency, EDR contacts the Agency on a quarterly basis.

Date of Government Version: 08/05/2020
Date Data Arrived at EDR: 08/10/2020
Date Made Active in Reports: 10/08/2020
Number of Days to Update: 59

Source: Nuclear Regulatory Commission
Telephone: 301-415-7169
Last EDR Contact: 10/12/2020
Next Scheduled EDR Contact: 01/31/2021
Data Release Frequency: Quarterly

COAL ASH DOE: Steam-Electric Plant Operation Data
A listing of power plants that store ash in surface ponds.

Date of Government Version: 12/31/2018
Date Data Arrived at EDR: 12/04/2019
Date Made Active in Reports: 01/15/2020
Number of Days to Update: 42

Source: Department of Energy
Telephone: 202-586-8719
Last EDR Contact: 12/01/2020
Next Scheduled EDR Contact: 03/15/2021
Data Release Frequency: Varies

COAL ASH EPA: Coal Combustion Residues Surface Impoundments List
A listing of coal combustion residues surface impoundments with high hazard potential ratings.

Date of Government Version: 01/12/2017
Date Data Arrived at EDR: 03/05/2019
Date Made Active in Reports: 11/11/2019
Number of Days to Update: 251

Source: Environmental Protection Agency
Telephone: N/A
Last EDR Contact: 11/30/2020
Next Scheduled EDR Contact: 03/15/2021
Data Release Frequency: Varies

PCB TRANSFORMER: PCB Transformer Registration Database
The database of PCB transformer registrations that includes all PCB registration submittals.

Date of Government Version: 09/13/2019
Date Data Arrived at EDR: 11/06/2019
Date Made Active in Reports: 02/10/2020
Number of Days to Update: 96

Source: Environmental Protection Agency
Telephone: 202-566-0517
Last EDR Contact: 11/06/2021
Next Scheduled EDR Contact: 02/15/2021
Data Release Frequency: Varies

RADINFO: Radiation Information Database
The Radiation Information Database (RADINFO) contains information about facilities that are regulated by U.S. Environmental Protection Agency (EPA) regulations for radiation and radioactivity.

Date of Government Version: 07/01/2019
Date Data Arrived at EDR: 07/01/2019
Date Made Active in Reports: 09/23/2019
Number of Days to Update: 84

Source: Environmental Protection Agency
Telephone: 202-343-9775
Last EDR Contact: 09/24/2020
Next Scheduled EDR Contact: 01/11/2021
Data Release Frequency: Quarterly

HIST FTTS: FIFRA/TSCA Tracking System Administrative Case Listing
A complete administrative case listing from the FIFRA/TSCA Tracking System (FTTS) for all ten EPA regions. The information was obtained from the National Compliance Database (NCDB). NCDB supports the implementation of FIFRA (Federal Insecticide, Fungicide, and Rodenticide Act) and TSCA (Toxic Substances Control Act). Some EPA regions are now closing out records. Because of that, and the fact that some EPA regions are not providing EPA Headquarters with updated records, it was decided to create a HIST FTTS database. It included records that may not be included in the newer FTTS database updates. This database is no longer updated.

Date of Government Version: 10/19/2006
Date Data Arrived at EDR: 03/01/2007
Date Made Active in Reports: 04/10/2007
Number of Days to Update: 40

Source: Environmental Protection Agency
Telephone: 202-564-2501
Last EDR Contact: 12/17/2007
Next Scheduled EDR Contact: 03/17/2008
Data Release Frequency: No Update Planned

HIST FTTS INSP: FIFRA/TSCA Tracking System Inspection & Enforcement Case Listing
A complete inspection and enforcement case listing from the FIFRA/TSCA Tracking System (FTTS) for all ten EPA regions. The information was obtained from the National Compliance Database (NCDB). NCDB supports the implementation of FIFRA (Federal Insecticide, Fungicide, and Rodenticide Act) and TSCA (Toxic Substances Control Act). Some EPA regions are now closing out records. Because of that, and the fact that some EPA regions are not providing EPA Headquarters with updated records, it was decided to create a HIST FTTS database. It included records that may not be included in the newer FTTS database updates. This database is no longer updated.

Date of Government Version: 10/19/2006
Date Data Arrived at EDR: 03/01/2007
Date Made Active in Reports: 04/10/2007
Number of Days to Update: 40

Source: Environmental Protection Agency
Telephone: 202-564-2501
Last EDR Contact: 12/17/2008
Next Scheduled EDR Contact: 03/17/2008
Data Release Frequency: No Update Planned

DOT OPS: Incident and Accident Data

Department of Transporation, Office of Pipeline Safety Incident and Accident data.

Date of Government Version: 01/02/2020
Date Data Arrived at EDR: 01/28/2020
Date Made Active in Reports: 04/17/2020
Number of Days to Update: 80

Source: Department of Transporation, Office of Pipeline Safety
Telephone: 202-366-4595
Last EDR Contact: 10/27/2020
Next Scheduled EDR Contact: 02/08/2021
Data Release Frequency: Quarterly

CONSENT: Superfund (CERCLA) Consent Decrees

Major legal settlements that establish responsibility and standards for cleanup at NPL (Superfund) sites. Released periodically by United States District Courts after settlement by parties to litigation matters.

Date of Government Version: 06/30/2020
Date Data Arrived at EDR: 07/15/2020
Date Made Active in Reports: 07/21/2020
Number of Days to Update: 6

Source: Department of Justice, Consent Decree Library
Telephone: Varies
Last EDR Contact: 10/01/2020
Next Scheduled EDR Contact: 01/18/2021
Data Release Frequency: Varies

BRS: Biennial Reporting System

The Biennial Reporting System is a national system administered by the EPA that collects data on the generation and management of hazardous waste. BRS captures detailed data from two groups: Large Quantity Generators (LQG) and Treatment, Storage, and Disposal Facilities.

Date of Government Version: 12/31/2017
Date Data Arrived at EDR: 06/22/2020
Date Made Active in Reports: 11/20/2020
Number of Days to Update: 151

Source: EPA/NTIS
Telephone: 800-424-9346
Last EDR Contact: 09/22/2020
Next Scheduled EDR Contact: 01/04/2021
Data Release Frequency: Biennially

INDIAN RESERV: Indian Reservations

This map layer portrays Indian administered lands of the United States that have any area equal to or greater than 640 acres.

Date of Government Version: 12/31/2014
Date Data Arrived at EDR: 07/14/2015
Date Made Active in Reports: 01/10/2017
Number of Days to Update: 546

Source: USGS
Telephone: 202-208-3710
Last EDR Contact: 10/06/2020
Next Scheduled EDR Contact: 01/18/2021
Data Release Frequency: Semi-Annually

FUSRAP: Formerly Utilized Sites Remedial Action Program

DOE established the Formerly Utilized Sites Remedial Action Program (FUSRAP) in 1974 to remediate sites where radioactive contamination remained from Manhattan Project and early U.S. Atomic Energy Commission (AEC) operations.

Date of Government Version: 08/08/2017
Date Data Arrived at EDR: 09/11/2018
Date Made Active in Reports: 09/14/2018
Number of Days to Update: 3

Source: Department of Energy
Telephone: 202-586-3559
Last EDR Contact: 11/06/2020
Next Scheduled EDR Contact: 02/15/2021
Data Release Frequency: Varies

UMTRA: Uranium Mill Tailings Sites

Uranium ore was mined by private companies for federal government use in national defense programs. When the mills shut down, large piles of the sand-like material (mill tailings) remain after uranium has been extracted from the ore. Levels of human exposure to radioactive materials from the piles are low; however, in some cases tailings were used as construction materials before the potential health hazards of the tailings were recognized.

Date of Government Version: 08/30/2019
Date Data Arrived at EDR: 11/15/2019
Date Made Active in Reports: 01/28/2020
Number of Days to Update: 74

Source: Department of Energy
Telephone: 505-845-0011
Last EDR Contact: 11/20/2020
Next Scheduled EDR Contact: 03/01/2021
Data Release Frequency: Varies

LEAD SMELTER 1: Lead Smelter Sites
A listing of former lead smelter site locations.

Date of Government Version: 10/28/2020
Date Data Arrived at EDR: 11/05/2020
Date Made Active in Reports: 11/25/2020
Number of Days to Update: 20

Source: Environmental Protection Agency
Telephone: 703-603-8787
Last EDR Contact: 12/02/2020
Next Scheduled EDR Contact: 01/11/2021
Data Release Frequency: Varies

LEAD SMELTER 2: Lead Smelter Sites
A list of several hundred sites in the U.S. where secondary lead smelting was done from 1931and 1964. These sites may pose a threat to public health through ingestion or inhalation of contaminated soil or dust

Date of Government Version: 04/05/2001
Date Data Arrived at EDR: 10/27/2010
Date Made Active in Reports: 12/02/2010
Number of Days to Update: 36

Source: American Journal of Public Health
Telephone: 703-305-6451
Last EDR Contact: 12/02/2009
Next Scheduled EDR Contact: N/A
Data Release Frequency: No Update Planned

US AIRS (AFS): Aerometric Information Retrieval System Facility Subsystem (AFS)
The database is a sub-system of Aerometric Information Retrieval System (AIRS). AFS contains compliance data on air pollution point sources regulated by the U.S. EPA and/or state and local air regulatory agencies. This information comes from source reports by various stationary sources of air pollution, such as electric power plants, steel mills, factories, and universities, and provides information about the air pollutants they produce. Action, air program, air program pollutant, and general level plant data. It is used to track emissions and compliance data from industrial plants.

Date of Government Version: 10/12/2016
Date Data Arrived at EDR: 10/26/2016
Date Made Active in Reports: 02/03/2017
Number of Days to Update: 100

Source: EPA
Telephone: 202-564-2496
Last EDR Contact: 09/26/2017
Next Scheduled EDR Contact: 01/08/2018
Data Release Frequency: Annually

US AIRS MINOR: Air Facility System Data
A listing of minor source facilities.

Date of Government Version: 10/12/2016
Date Data Arrived at EDR: 10/26/2016
Date Made Active in Reports: 02/03/2017
Number of Days to Update: 100

Source: EPA
Telephone: 202-564-2496
Last EDR Contact: 09/26/2017
Next Scheduled EDR Contact: 01/08/2018
Data Release Frequency: Annually

MINES VIOLATIONS: MSHA Violation Assessment Data
Mines violation and assessment information. Department of Labor, Mine Safety & Health Administration.

Date of Government Version: 09/10/2020
Date Data Arrived at EDR: 09/15/2020
Date Made Active in Reports: 11/20/2020
Number of Days to Update: 66

Source: DOL, Mine Safety & Health Admi
Telephone: 202-693-9424
Last EDR Contact: 11/24/2020
Next Scheduled EDR Contact: 03/15/2021
Data Release Frequency: Quarterly

US MINES: Mines Master Index File
Contains all mine identification numbers issued for mines active or opened since 1971. The data also includes violation information.

Date of Government Version: 08/04/2020
Date Data Arrived at EDR: 08/25/2020
Date Made Active in Reports: 11/18/2020
Number of Days to Update: 85

Source: Department of Labor, Mine Safety and Health Administration
Telephone: 303-231-5959
Last EDR Contact: 11/23/2020
Next Scheduled EDR Contact: 03/08/2021
Data Release Frequency: Semi-Annually

US MINES 2: Ferrous and Nonferrous Metal Mines Database Listing

This map layer includes ferrous (ferrous metal mines are facilities that extract ferrous metals, such as iron ore or molybdenum) and nonferrous (Nonferrous metal mines are facilities that extract nonferrous metals, such as gold, silver, copper, zinc, and lead) metal mines in the United States.

Date of Government Version: 05/06/2020
Date Data Arrived at EDR: 05/27/2020
Date Made Active in Reports: 08/13/2020
Number of Days to Update: 78

Source: USGS
Telephone: 703-648-7709
Last EDR Contact: 11/25/2020
Next Scheduled EDR Contact: 03/08/2021
Data Release Frequency: Varies

US MINES 3: Active Mines & Mineral Plants Database Listing

Active Mines and Mineral Processing Plant operations for commodities monitored by the Minerals Information Team of the USGS.

Date of Government Version: 04/14/2011
Date Data Arrived at EDR: 06/08/2011
Date Made Active in Reports: 09/13/2011
Number of Days to Update: 97

Source: USGS
Telephone: 703-648-7709
Last EDR Contact: 11/25/2020
Next Scheduled EDR Contact: 03/08/2021
Data Release Frequency: Varies

ABANDONED MINES: Abandoned Mines

An inventory of land and water impacted by past mining (primarily coal mining) is maintained by OSMRE to provide information needed to implement the Surface Mining Control and Reclamation Act of 1977 (SMCRA). The inventory contains information on the location, type, and extent of AML impacts, as well as, information on the cost associated with the reclamation of those problems. The inventory is based upon field surveys by State, Tribal, and OSMRE program officials. It is dynamic to the extent that it is modified as new problems are identified and existing problems are reclaimed.

Date of Government Version: 09/16/2020
Date Data Arrived at EDR: 09/17/2020
Date Made Active in Reports: 12/10/2020
Number of Days to Update: 84

Source: Department of Interior
Telephone: 202-208-2609
Last EDR Contact: 12/10/2020
Next Scheduled EDR Contact: 03/22/2021
Data Release Frequency: Quarterly

FINDS: Facility Index System/Facility Registry System

Facility Index System. FINDS contains both facility information and 'pointers' to other sources that contain more detail. EDR includes the following FINDS databases in this report: PCS (Permit Compliance System), AIRS (Aerometric Information Retrieval System), DOCKET (Enforcement Docket used to manage and track information on civil judicial enforcement cases for all environmental statutes), FURS (Federal Underground Injection Control), C-DOCKET (Criminal Docket System used to track criminal enforcement actions for all environmental statutes), FFIS (Federal Facilities Information System), STATE (State Environmental Laws and Statutes), and PADS (PCB Activity Data System).

Date of Government Version: 09/04/2020
Date Data Arrived at EDR: 09/15/2020
Date Made Active in Reports: 11/20/2020
Number of Days to Update: 66

Source: EPA
Telephone: (415) 947-8000
Last EDR Contact: 12/01/2020
Next Scheduled EDR Contact: 03/15/2021
Data Release Frequency: Quarterly

UXO: Unexploded Ordnance Sites

A listing of unexploded ordnance site locations

Date of Government Version: 12/31/2018
Date Data Arrived at EDR: 07/02/2020
Date Made Active in Reports: 09/17/2020
Number of Days to Update: 77

Source: Department of Defense
Telephone: 703-704-1564
Last EDR Contact: 10/08/2020
Next Scheduled EDR Contact: 01/25/2021
Data Release Frequency: Varies

GOVERNMENT RECORDS SEARCHED / DATA CURRENCY TRACKING

ECHO: Enforcement & Compliance History Information
ECHO provides integrated compliance and enforcement information for about 800,000 regulated facilities nationwide.

Date of Government Version: 06/27/2020
Date Data Arrived at EDR: 07/02/2020
Date Made Active in Reports: 09/28/2020
Number of Days to Update: 88

Source: Environmental Protection Agency
Telephone: 202-564-2280
Last EDR Contact: 10/06/2020
Next Scheduled EDR Contact: 01/18/2021
Data Release Frequency: Quarterly

DOCKET HWC: Hazardous Waste Compliance Docket Listing
A complete list of the Federal Agency Hazardous Waste Compliance Docket Facilities.

Date of Government Version: 05/31/2018
Date Data Arrived at EDR: 07/26/2018
Date Made Active in Reports: 10/05/2018
Number of Days to Update: 71

Source: Environmental Protection Agency
Telephone: 202-564-0527
Last EDR Contact: 11/17/2020
Next Scheduled EDR Contact: 03/08/2021
Data Release Frequency: Varies

FUELS PROGRAM: EPA Fuels Program Registered Listing
This listing includes facilities that are registered under the Part 80 (Code of Federal Regulations) EPA Fuels Programs. All companies now are required to submit new and updated registrations.

Date of Government Version: 08/17/2020
Date Data Arrived at EDR: 08/17/2020
Date Made Active in Reports: 10/21/2020
Number of Days to Update: 65

Source: EPA
Telephone: 800-385-6164
Last EDR Contact: 11/13/2020
Next Scheduled EDR Contact: 03/01/2021
Data Release Frequency: Quarterly

CA BOND EXP. PLAN: Bond Expenditure Plan
Department of Health Services developed a site-specific expenditure plan as the basis for an appropriation of Hazardous Substance Cleanup Bond Act funds. It is not updated.

Date of Government Version: 01/01/1989
Date Data Arrived at EDR: 07/27/1994
Date Made Active in Reports: 08/02/1994
Number of Days to Update: 6

Source: Department of Health Services
Telephone: 916-255-2118
Last EDR Contact: 05/31/1994
Next Scheduled EDR Contact: N/A
Data Release Frequency: No Update Planned

CORTESE: "Cortese" Hazardous Waste & Substances Sites List
The sites for the list are designated by the State Water Resource Control Board (LUST), the Integrated Waste Board (SWF/LS), and the Department of Toxic Substances Control (Cal-Sites).

Date of Government Version: 06/22/2020
Date Data Arrived at EDR: 06/22/2020
Date Made Active in Reports: 09/04/2020
Number of Days to Update: 74

Source: CAL EPA/Office of Emergency Information
Telephone: 916-323-3400
Last EDR Contact: 09/23/2020
Next Scheduled EDR Contact: 01/04/2021
Data Release Frequency: Quarterly

CUPA LIVERMORE-PLEASANTON: CUPA Facility Listing
list of facilities associated with the various CUPA programs in Livermore-Pleasanton

Date of Government Version: 05/01/2019
Date Data Arrived at EDR: 05/14/2019
Date Made Active in Reports: 07/17/2019
Number of Days to Update: 64

Source: Livermore-Pleasanton Fire Department
Telephone: 925-454-2361
Last EDR Contact: 11/13/2020
Next Scheduled EDR Contact: 02/22/2021
Data Release Frequency: Varies

DRYCLEAN SOUTH COAST: South Coast Air Quality Management District Drycleaner Listing
A listing of dry cleaners in the South Coast Air Quality Management District

Date of Government Version: 08/19/2020
Date Data Arrived at EDR: 08/21/2020
Date Made Active in Reports: 09/04/2020
Number of Days to Update: 14

Source: South Coast Air Quality Management District
Telephone: 909-396-3211
Last EDR Contact: 11/16/2020
Next Scheduled EDR Contact: 03/08/2021
Data Release Frequency: Varies

DRYCLEAN AVAQMD: Antelope Valley Air Quality Management District Drycleaner Listing
A listing of dry cleaners in the Antelope Valley Air Quality Management District.

Date of Government Version: 08/25/2020
Date Data Arrived at EDR: 08/26/2020
Date Made Active in Reports: 11/13/2020
Number of Days to Update: 79

Source: Antelope Valley Air Quality Management District
Telephone: 661-723-8070
Last EDR Contact: 11/23/2020
Next Scheduled EDR Contact: 03/15/2021
Data Release Frequency: Varies

DRYCLEANERS: Cleaner Facilities
A list of drycleaner related facilities that have EPA ID numbers. These are facilities with certain SIC codes: power laundries, family and commercial; garment pressing and cleaner's agents; linen supply; coin-operated laundries and cleaning; drycleaning plants, except rugs; carpet and upholster cleaning; industrial launderers; laundry and garment services.

Date of Government Version: 08/06/2020
Date Data Arrived at EDR: 08/28/2020
Date Made Active in Reports: 11/17/2020
Number of Days to Update: 81

Source: Department of Toxic Substance Control
Telephone: 916-327-4498
Last EDR Contact: 11/23/2020
Next Scheduled EDR Contact: 03/15/2021
Data Release Frequency: Annually

EMI: Emissions Inventory Data
Toxics and criteria pollutant emissions data collected by the ARB and local air pollution agencies.

Date of Government Version: 12/31/2018
Date Data Arrived at EDR: 06/16/2020
Date Made Active in Reports: 08/28/2020
Number of Days to Update: 73

Source: California Air Resources Board
Telephone: 916-322-2990
Last EDR Contact: 09/18/2020
Next Scheduled EDR Contact: 12/28/2020
Data Release Frequency: Varies

ENF: Enforcement Action Listing
A listing of Water Board Enforcement Actions. Formal is everything except Oral/Verbal Communication, Notice of Violation, Expedited Payment Letter, and Staff Enforcement Letter.

Date of Government Version: 07/20/2020
Date Data Arrived at EDR: 07/21/2020
Date Made Active in Reports: 10/07/2020
Number of Days to Update: 78

Source: State Water Resoruces Control Board
Telephone: 916-445-9379
Last EDR Contact: 10/19/2020
Next Scheduled EDR Contact: 02/01/2021
Data Release Frequency: Varies

Financial Assurance 1: Financial Assurance Information Listing
Financial Assurance information

Date of Government Version: 07/13/2020
Date Data Arrived at EDR: 07/16/2020
Date Made Active in Reports: 09/29/2020
Number of Days to Update: 75

Source: Department of Toxic Substances Control
Telephone: 916-255-3628
Last EDR Contact: 10/13/2020
Next Scheduled EDR Contact: 02/01/2021
Data Release Frequency: Varies

Financial Assurance 2: Financial Assurance Information Listing
A listing of financial assurance information for solid waste facilities. Financial assurance is intended to ensure that resources are available to pay for the cost of closure, post-closure care, and corrective measures if the owner or operator of a regulated facility is unable or unwilling to pay.

Date of Government Version: 08/05/2020
Date Data Arrived at EDR: 08/05/2020
Date Made Active in Reports: 10/23/2020
Number of Days to Update: 79

Source: California Integrated Waste Management Board
Telephone: 916-341-6066
Last EDR Contact: 11/04/2020
Next Scheduled EDR Contact: 02/22/2021
Data Release Frequency: Varies

HAZNET: Facility and Manifest Data

Facility and Manifest Data. The data is extracted from the copies of hazardous waste manifests received each year by the DTSC. The annual volume of manifests is typically 700,000 - 1,000,000 annually, representing approximately 350,000 - 500,000 shipments. Data are from the manifests submitted without correction, and therefore many contain some invalid values for data elements such as generator ID, TSD ID, waste category, and disposal method. This database begins with calendar year 1993.

Date of Government Version: 12/31/2019
Date Data Arrived at EDR: 04/15/2020
Date Made Active in Reports: 07/02/2020
Number of Days to Update: 78

Source: California Environmental Protection Agency
Telephone: 916-255-1136
Last EDR Contact: 10/05/2020
Next Scheduled EDR Contact: 01/18/2021
Data Release Frequency: Annually

ICE: ICE

Contains data pertaining to the Permitted Facilities with Inspections / Enforcements sites tracked in Envirostor.

Date of Government Version: 08/17/2020
Date Data Arrived at EDR: 08/17/2020
Date Made Active in Reports: 11/05/2020
Number of Days to Update: 80

Source: Department of Toxic Subsances Control
Telephone: 877-786-9427
Last EDR Contact: 11/13/2020
Next Scheduled EDR Contact: 03/01/2021
Data Release Frequency: Quarterly

HIST CORTESE: Hazardous Waste & Substance Site List

The sites for the list are designated by the State Water Resource Control Board [LUST], the Integrated Waste Board [SWF/LS], and the Department of Toxic Substances Control [CALSITES]. This listing is no longer updated by the state agency.

Date of Government Version: 04/01/2001
Date Data Arrived at EDR: 01/22/2009
Date Made Active in Reports: 04/08/2009
Number of Days to Update: 76

Source: Department of Toxic Substances Control
Telephone: 916-323-3400
Last EDR Contact: 01/22/2009
Next Scheduled EDR Contact: N/A
Data Release Frequency: No Update Planned

HWP: EnviroStor Permitted Facilities Listing

Detailed information on permitted hazardous waste facilities and corrective action ("cleanups") tracked in EnviroStor.

Date of Government Version: 08/17/2020
Date Data Arrived at EDR: 08/17/2020
Date Made Active in Reports: 11/05/2020
Number of Days to Update: 80

Source: Department of Toxic Substances Control
Telephone: 916-323-3400
Last EDR Contact: 11/13/2020
Next Scheduled EDR Contact: 03/01/2021
Data Release Frequency: Quarterly

HWT: Registered Hazardous Waste Transporter Database

A listing of hazardous waste transporters. In California, unless specifically exempted, it is unlawful for any person to transport hazardous wastes unless the person holds a valid registration issued by DTSC. A hazardous waste transporter registration is valid for one year and is assigned a unique registration number.

Date of Government Version: 07/06/2020
Date Data Arrived at EDR: 07/07/2020
Date Made Active in Reports: 09/17/2020
Number of Days to Update: 72

Source: Department of Toxic Substances Control
Telephone: 916-440-7145
Last EDR Contact: 10/06/2020
Next Scheduled EDR Contact: 01/18/2021
Data Release Frequency: Quarterly

MINES: Mines Site Location Listing
A listing of mine site locations from the Office of Mine Reclamation.

Date of Government Version: 09/08/2020
Date Data Arrived at EDR: 09/08/2020
Date Made Active in Reports: 11/30/2020
Number of Days to Update: 83

Source: Department of Conservation
Telephone: 916-322-1080
Last EDR Contact: 12/08/2020
Next Scheduled EDR Contact: 03/22/2021
Data Release Frequency: Quarterly

MWMP: Medical Waste Management Program Listing
The Medical Waste Management Program (MWMP) ensures the proper handling and disposal of medical waste by permitting and inspecting medical waste Offsite Treatment Facilities (PDF) and Transfer Stations (PDF) throughout the state. MWMP also oversees all Medical Waste Transporters.

Date of Government Version: 08/31/2020
Date Data Arrived at EDR: 08/31/2020
Date Made Active in Reports: 11/20/2020
Number of Days to Update: 81

Source: Department of Public Health
Telephone: 916-558-1784
Last EDR Contact: 12/01/2020
Next Scheduled EDR Contact: 03/15/2021
Data Release Frequency: Varies

NPDES: NPDES Permits Listing
A listing of NPDES permits, including stormwater.

Date of Government Version: 08/10/2020
Date Data Arrived at EDR: 08/10/2020
Date Made Active in Reports: 10/29/2020
Number of Days to Update: 80

Source: State Water Resources Control Board
Telephone: 916-445-9379
Last EDR Contact: 11/09/2020
Next Scheduled EDR Contact: 02/22/2021
Data Release Frequency: Quarterly

PEST LIC: Pesticide Regulation Licenses Listing
A listing of licenses and certificates issued by the Department of Pesticide Regulation. The DPR issues licenses and/or certificates to: Persons and businesses that apply or sell pesticides; Pest control dealers and brokers; Persons who advise on agricultural pesticide applications.

Date of Government Version: 08/31/2020
Date Data Arrived at EDR: 08/31/2020
Date Made Active in Reports: 11/20/2020
Number of Days to Update: 81

Source: Department of Pesticide Regulation
Telephone: 916-445-4038
Last EDR Contact: 12/01/2020
Next Scheduled EDR Contact: 03/15/2021
Data Release Frequency: Quarterly

PROC: Certified Processors Database
A listing of certified processors.

Date of Government Version: 09/08/2020
Date Data Arrived at EDR: 09/08/2020
Date Made Active in Reports: 12/01/2020
Number of Days to Update: 84

Source: Department of Conservation
Telephone: 916-323-3836
Last EDR Contact: 12/08/2020
Next Scheduled EDR Contact: 03/22/2021
Data Release Frequency: Quarterly

NOTIFY 65: Proposition 65 Records
Listings of all Proposition 65 incidents reported to counties by the State Water Resources Control Board and the Regional Water Quality Control Board. This database is no longer updated by the reporting agency.

Date of Government Version: 12/07/2020
Date Data Arrived at EDR: 12/09/2020
Date Made Active in Reports: 12/10/2020
Number of Days to Update: 1

Source: State Water Resources Control Board
Telephone: 916-445-3846
Last EDR Contact: 12/07/2020
Next Scheduled EDR Contact: 03/29/2021
Data Release Frequency: No Update Planned

UIC: UIC Listing
A listing of wells identified as underground injection wells, in the California Oil and Gas Wells database.

Date of Government Version: 09/08/2020
Date Data Arrived at EDR: 09/08/2020
Date Made Active in Reports: 12/01/2020
Number of Days to Update: 84

Source: Deaprtment of Conservation
Telephone: 916-445-2408
Last EDR Contact: 12/08/2020
Next Scheduled EDR Contact: 03/22/2021
Data Release Frequency: Varies

UIC GEO: Underground Injection Control Sites (GEOTRACKER)
Underground control injection sites

Date of Government Version: 09/08/2020
Date Data Arrived at EDR: 09/08/2020
Date Made Active in Reports: 11/30/2020
Number of Days to Update: 83

Source: State Water Resource Control Board
Telephone: 866-480-1028
Last EDR Contact: 12/04/2020
Next Scheduled EDR Contact: 03/22/2021
Data Release Frequency: Varies

WASTEWATER PITS: Oil Wastewater Pits Listing
Water officials discovered that oil producers have been dumping chemical-laden wastewater into hundreds of unlined pits that are operating without proper permits. Inspections completed by the Central Valley Regional Water Quality Control Board revealed the existence of previously unidentified waste sites. The water boards review found that more than one-third of the region's active disposal pits are operating without permission.

Date of Government Version: 11/19/2019
Date Data Arrived at EDR: 01/07/2020
Date Made Active in Reports: 03/09/2020
Number of Days to Update: 62

Source: RWQCB, Central Valley Region
Telephone: 559-445-5577
Last EDR Contact: 10/09/2020
Next Scheduled EDR Contact: 01/18/2021
Data Release Frequency: Varies

WDS: Waste Discharge System
Sites which have been issued waste discharge requirements.

Date of Government Version: 06/19/2007
Date Data Arrived at EDR: 06/20/2007
Date Made Active in Reports: 06/29/2007
Number of Days to Update: 9

Source: State Water Resources Control Board
Telephone: 916-341-5227
Last EDR Contact: 11/13/2020
Next Scheduled EDR Contact: 03/01/2021
Data Release Frequency: No Update Planned

WIP: Well Investigation Program Case List
Well Investigation Program case in the San Gabriel and San Fernando Valley area.

Date of Government Version: 07/03/2009
Date Data Arrived at EDR: 07/21/2009
Date Made Active in Reports: 08/03/2009
Number of Days to Update: 13

Source: Los Angeles Water Quality Control Board
Telephone: 213-576-6726
Last EDR Contact: 12/15/2020
Next Scheduled EDR Contact: 04/05/2021
Data Release Frequency: No Update Planned

MILITARY PRIV SITES: Military Privatized Sites (GEOTRACKER)
Military privatized sites

Date of Government Version: 09/08/2020
Date Data Arrived at EDR: 09/08/2020
Date Made Active in Reports: 11/30/2020
Number of Days to Update: 83

Source: State Water Resources Control Board
Telephone: 866-480-1028
Last EDR Contact: 12/04/2020
Next Scheduled EDR Contact: 03/22/2021
Data Release Frequency: Varies

PROJECT: Project Sites (GEOTRACKER)
Projects sites

Date of Government Version: 09/08/2020
Date Data Arrived at EDR: 09/08/2020
Date Made Active in Reports: 11/30/2020
Number of Days to Update: 83

Source: State Water Resources Control Board
Telephone: 866-480-1028
Last EDR Contact: 12/04/2020
Next Scheduled EDR Contact: 03/22/2021
Data Release Frequency: Varies

WDR: Waste Discharge Requirements Listing

In general, the Waste Discharge Requirements (WDRs) Program (sometimes also referred to as the "Non Chapter 15 (Non 15) Program") regulates point discharges that are exempt pursuant to Subsection 20090 of Title 27 and not subject to the Federal Water Pollution Control Act. Exemptions from Title 27 may be granted for nine categories of discharges (e.g., sewage, wastewater, etc.) that meet, and continue to meet, the preconditions listed for each specific exemption. The scope of the WDRs Program also includes the discharge of wastes classified as inert, pursuant to section 20230 of Title 27.

Date of Government Version: 09/08/2020
Date Data Arrived at EDR: 09/08/2020
Date Made Active in Reports: 12/01/2020
Number of Days to Update: 84

Source: State Water Resources Control Board
Telephone: 916-341-5810
Last EDR Contact: 12/08/2020
Next Scheduled EDR Contact: 03/22/2021
Data Release Frequency: Quarterly

CIWQS: California Integrated Water Quality System

The California Integrated Water Quality System (CIWQS) is a computer system used by the State and Regional Water Quality Control Boards to track information about places of environmental interest, manage permits and other orders, track inspections, and manage violations and enforcement activities.

Date of Government Version: 08/31/2020
Date Data Arrived at EDR: 08/31/2020
Date Made Active in Reports: 11/20/2020
Number of Days to Update: 81

Source: State Water Resources Control Board
Telephone: 866-794-4977
Last EDR Contact: 12/01/2020
Next Scheduled EDR Contact: 03/01/2021
Data Release Frequency: Varies

CERS: CalEPA Regulated Site Portal Data

The CalEPA Regulated Site Portal database combines data about environmentally regulated sites and facilities in California into a single database. It combines data from a variety of state and federal databases, and provides an overview of regulated activities across the spectrum of environmental programs for any given location in California. These activities include hazardous materials and waste, state and federal cleanups, impacted ground and surface waters, and toxic materials

Date of Government Version: 07/20/2020
Date Data Arrived at EDR: 07/21/2020
Date Made Active in Reports: 10/07/2020
Number of Days to Update: 78

Source: California Environmental Protection Agency
Telephone: 916-323-2514
Last EDR Contact: 10/19/2020
Next Scheduled EDR Contact: 02/01/2021
Data Release Frequency: Varies

NON-CASE INFO: Non-Case Information Sites (GEOTRACKER)

Non-Case Information sites

Date of Government Version: 09/08/2020
Date Data Arrived at EDR: 09/08/2020
Date Made Active in Reports: 11/30/2020
Number of Days to Update: 83

Source: State Water Resources Control Board
Telephone: 866-480-1028
Last EDR Contact: 12/04/2020
Next Scheduled EDR Contact: 03/22/2021
Data Release Frequency: Varies

OTHER OIL GAS: Other Oil & Gas Projects Sites (GEOTRACKER)

Other Oil & Gas Projects sites

Date of Government Version: 09/08/2020
Date Data Arrived at EDR: 09/08/2020
Date Made Active in Reports: 11/30/2020
Number of Days to Update: 83

Source: State Water Resources Control Board
Telephone: 866-480-1028
Last EDR Contact: 12/04/2020
Next Scheduled EDR Contact: 03/22/2021
Data Release Frequency: Varies

PROD WATER PONDS: Produced Water Ponds Sites (GEOTRACKER)
Produced water ponds sites

Date of Government Version: 09/08/2020
Date Data Arrived at EDR: 09/08/2020
Date Made Active in Reports: 11/30/2020
Number of Days to Update: 83

Source: State Water Resources Control Board
Telephone: 866-480-1028
Last EDR Contact: 12/04/2020
Next Scheduled EDR Contact: 03/22/2021
Data Release Frequency: Varies

SAMPLING POINT: Sampling Point ? Public Sites (GEOTRACKER)
Sampling point - public sites

Date of Government Version: 09/08/2020
Date Data Arrived at EDR: 09/08/2020
Date Made Active in Reports: 11/30/2020
Number of Days to Update: 83

Source: State Water Resources Control Board
Telephone: 866-480-1028
Last EDR Contact: 12/04/2020
Next Scheduled EDR Contact: 03/22/2021
Data Release Frequency: Varies

WELL STIM PROJ: Well Stimulation Project (GEOTRACKER)
Includes areas of groundwater monitoring plans, a depiction of the monitoring network, and the facilities, boundaries, and subsurface characteristics of the oilfield and the features (oil and gas wells, produced water ponds, UIC wells, water supply wells, etc?) being monitored

Date of Government Version: 09/08/2020
Date Data Arrived at EDR: 09/08/2020
Date Made Active in Reports: 11/30/2020
Number of Days to Update: 83

Source: State Water Resources Control Board
Telephone: 866-480-1028
Last EDR Contact: 12/04/2020
Next Scheduled EDR Contact: 03/22/2021
Data Release Frequency: Varies

PCS: Permit Compliance System
PCS is a computerized management information system that contains data on National Pollutant Discharge Elimination System (NPDES) permit holding facilities. PCS tracks the permit, compliance, and enforcement status of NPDES facilities.

Date of Government Version: 07/14/2011
Date Data Arrived at EDR: 08/05/2011
Date Made Active in Reports: 09/29/2011
Number of Days to Update: 55

Source: EPA, Office of Water
Telephone: 202-564-2496
Last EDR Contact: 10/02/2020
Next Scheduled EDR Contact: 01/18/2021
Data Release Frequency: Semi-Annually

PCS INACTIVE: Listing of Inactive PCS Permits
An inactive permit is a facility that has shut down or is no longer discharging.

Date of Government Version: 11/05/2014
Date Data Arrived at EDR: 01/06/2015
Date Made Active in Reports: 05/06/2015
Number of Days to Update: 120

Source: EPA
Telephone: 202-564-2496
Last EDR Contact: 10/02/2020
Next Scheduled EDR Contact: 01/18/2021
Data Release Frequency: Semi-Annually

PCS ENF: Enforcement data
No description is available for this data

Date of Government Version: 12/31/2014
Date Data Arrived at EDR: 02/05/2015
Date Made Active in Reports: 03/06/2015
Number of Days to Update: 29

Source: EPA
Telephone: 202-564-2497
Last EDR Contact: 10/02/2020
Next Scheduled EDR Contact: 01/18/2021
Data Release Frequency: Varies

MINES MRDS: Mineral Resources Data System
Mineral Resources Data System

Date of Government Version: 04/06/2018
Date Data Arrived at EDR: 10/21/2019
Date Made Active in Reports: 10/24/2019
Number of Days to Update: 3

Source: USGS
Telephone: 703-648-6533
Last EDR Contact: 11/25/2020
Next Scheduled EDR Contact: 03/08/2021
Data Release Frequency: Varies

HWTS: Hazardous Waste Tracking System

DTSC maintains the Hazardous Waste Tracking System that stores ID number information since the early 1980s and manifest data since 1993. The system collects both manifest copies from the generator and destination facility.

Date of Government Version: 10/13/2020
Date Data Arrived at EDR: 10/14/2020
Date Made Active in Reports: 11/03/2020
Number of Days to Update: 20

Source: Department of Toxic Substances Control
Telephone: 916-324-2444
Last EDR Contact: 10/01/2020
Next Scheduled EDR Contact: 01/18/2021
Data Release Frequency: Varies

EDR HIGH RISK HISTORICAL RECORDS

EDR Exclusive Records

EDR MGP: EDR Proprietary Manufactured Gas Plants

The EDR Proprietary Manufactured Gas Plant Database includes records of coal gas plants (manufactured gas plants) compiled by EDR's researchers. Manufactured gas sites were used in the United States from the 1800's to 1950's to produce a gas that could be distributed and used as fuel. These plants used whale oil, rosin, coal, or a mixture of coal, oil, and water that also produced a significant amount of waste. Many of the byproducts of the gas production, such as coal tar (oily waste containing volatile and non-volatile chemicals), sludges, oils and other compounds are potentially hazardous to human health and the environment. The byproduct from this process was frequently disposed of directly at the plant site and can remain or spread slowly, serving as a continuous source of soil and groundwater contamination.

Date of Government Version: N/A
Date Data Arrived at EDR: N/A
Date Made Active in Reports: N/A
Number of Days to Update: N/A

Source: EDR, Inc.
Telephone: N/A
Last EDR Contact: N/A
Next Scheduled EDR Contact: N/A
Data Release Frequency: No Update Planned

EDR Hist Auto: EDR Exclusive Historical Auto Stations

EDR has searched selected national collections of business directories and has collected listings of potential gas station/filling station/service station sites that were available to EDR researchers. EDR's review was limited to those categories of sources that might, in EDR's opinion, include gas station/filling station/service station establishments. The categories reviewed included, but were not limited to gas, gas station, gasoline station, filling station, auto, automobile repair, auto service station, service station, etc. This database falls within a category of information EDR classifies as "High Risk Historical Records", or HRHR. EDR's HRHR effort presents unique and sometimes proprietary data about past sites and operations that typically create environmental concerns, but may not show up in current government records searches.

Date of Government Version: N/A
Date Data Arrived at EDR: N/A
Date Made Active in Reports: N/A
Number of Days to Update: N/A

Source: EDR, Inc.
Telephone: N/A
Last EDR Contact: N/A
Next Scheduled EDR Contact: N/A
Data Release Frequency: Varies

EDR Hist Cleaner: EDR Exclusive Historical Cleaners

EDR has searched selected national collections of business directories and has collected listings of potential dry cleaner sites that were available to EDR researchers. EDR's review was limited to those categories of sources that might, in EDR's opinion, include dry cleaning establishments. The categories reviewed included, but were not limited to dry cleaners, cleaners, laundry, laundromat, cleaning/laundry, wash & dry etc. This database falls within a category of information EDR classifies as "High Risk Historical Records", or HRHR. EDR's HRHR effort presents unique and sometimes proprietary data about past sites and operations that typically create environmental concerns, but may not show up in current government records searches.

Date of Government Version: N/A
Date Data Arrived at EDR: N/A
Date Made Active in Reports: N/A
Number of Days to Update: N/A

Source: EDR, Inc.
Telephone: N/A
Last EDR Contact: N/A
Next Scheduled EDR Contact: N/A
Data Release Frequency: Varies

EDR RECOVERED GOVERNMENT ARCHIVES

Exclusive Recovered Govt. Archives

RGA LF: Recovered Government Archive Solid Waste Facilities List
The EDR Recovered Government Archive Landfill database provides a list of landfills derived from historical databases and includes many records that no longer appear in current government lists. Compiled from Records formerly available from the Department of Resources Recycling and Recovery in California.

Date of Government Version: N/A
Date Data Arrived at EDR: 07/01/2013
Date Made Active in Reports: 01/13/2014
Number of Days to Update: 196

Source: Department of Resources Recycling and Recovery
Telephone: N/A
Last EDR Contact: 06/01/2012
Next Scheduled EDR Contact: N/A
Data Release Frequency: Varies

RGA LUST: Recovered Government Archive Leaking Underground Storage Tank
The EDR Recovered Government Archive Leaking Underground Storage Tank database provides a list of LUST incidents derived from historical databases and includes many records that no longer appear in current government lists. Compiled from Records formerly available from the State Water Resources Control Board in California.

Date of Government Version: N/A
Date Data Arrived at EDR: 07/01/2013
Date Made Active in Reports: 12/30/2013
Number of Days to Update: 182

Source: State Water Resources Control Board
Telephone: N/A
Last EDR Contact: 06/01/2012
Next Scheduled EDR Contact: N/A
Data Release Frequency: Varies

COUNTY RECORDS

ALAMEDA COUNTY:

CS ALAMEDA: Contaminated Sites
A listing of contaminated sites overseen by the Toxic Release Program (oil and groundwater contamination from chemical releases and spills) and the Leaking Underground Storage Tank Program (soil and ground water contamination from leaking petroleum USTs).

Date of Government Version: 01/09/2019
Date Data Arrived at EDR: 01/11/2019
Date Made Active in Reports: 03/05/2019
Number of Days to Update: 53

Source: Alameda County Environmental Health Services
Telephone: 510-567-6700
Last EDR Contact: 10/01/2020
Next Scheduled EDR Contact: 01/18/2021
Data Release Frequency: Semi-Annually

UST ALAMEDA: Underground Tanks
Underground storage tank sites located in Alameda county.

Date of Government Version: 06/30/2020
Date Data Arrived at EDR: 07/01/2020
Date Made Active in Reports: 07/17/2020
Number of Days to Update: 16

Source: Alameda County Environmental Health Services
Telephone: 510-567-6700
Last EDR Contact: 10/01/2020
Next Scheduled EDR Contact: 01/18/2021
Data Release Frequency: Semi-Annually

AMADOR COUNTY:

GOVERNMENT RECORDS SEARCHED / DATA CURRENCY TRACKING

CUPA AMADOR: CUPA Facility List
Cupa Facility List

Date of Government Version: 05/18/2020
Date Data Arrived at EDR: 05/19/2020
Date Made Active in Reports: 06/01/2020
Number of Days to Update: 13

Source: Amador County Environmental Health
Telephone: 209-223-6439
Last EDR Contact: 10/19/2020
Next Scheduled EDR Contact: 02/15/2021
Data Release Frequency: Varies

BUTTE COUNTY:

CUPA BUTTE: CUPA Facility Listing
Cupa facility list.

Date of Government Version: 04/21/2017
Date Data Arrived at EDR: 04/25/2017
Date Made Active in Reports: 08/09/2017
Number of Days to Update: 106

Source: Public Health Department
Telephone: 530-538-7149
Last EDR Contact: 10/01/2020
Next Scheduled EDR Contact: 01/18/2021
Data Release Frequency: No Update Planned

CALVERAS COUNTY:

CUPA CALVERAS: CUPA Facility Listing
Cupa Facility Listing

Date of Government Version: 06/17/2020
Date Data Arrived at EDR: 06/18/2020
Date Made Active in Reports: 09/02/2020
Number of Days to Update: 76

Source: Calveras County Environmental Health
Telephone: 209-754-6399
Last EDR Contact: 12/15/2020
Next Scheduled EDR Contact: 04/05/2021
Data Release Frequency: Quarterly

COLUSA COUNTY:

CUPA COLUSA: CUPA Facility List
Cupa facility list.

Date of Government Version: 04/06/2020
Date Data Arrived at EDR: 04/23/2020
Date Made Active in Reports: 07/10/2020
Number of Days to Update: 78

Source: Health & Human Services
Telephone: 530-458-0396
Last EDR Contact: 10/28/2020
Next Scheduled EDR Contact: 02/15/2021
Data Release Frequency: Semi-Annually

CONTRA COSTA COUNTY:

SL CONTRA COSTA: Site List
List includes sites from the underground tank, hazardous waste generator and business plan/2185 programs.

Date of Government Version: 07/16/2020
Date Data Arrived at EDR: 07/22/2020
Date Made Active in Reports: 10/08/2020
Number of Days to Update: 78

Source: Contra Costa Health Services Department
Telephone: 925-646-2286
Last EDR Contact: 10/20/2020
Next Scheduled EDR Contact: 02/08/2021
Data Release Frequency: Semi-Annually

DEL NORTE COUNTY:

CUPA DEL NORTE: CUPA Facility List
Cupa Facility list

Date of Government Version: 06/08/2020
Date Data Arrived at EDR: 08/13/2020
Date Made Active in Reports: 10/22/2020
Number of Days to Update: 70

Source: Del Norte County Environmental Health Division
Telephone: 707-465-0426
Last EDR Contact: 10/20/2020
Next Scheduled EDR Contact: 02/08/2021
Data Release Frequency: Varies

EL DORADO COUNTY:

CUPA EL DORADO: CUPA Facility List
CUPA facility list.

Date of Government Version: 08/13/2020
Date Data Arrived at EDR: 08/13/2020
Date Made Active in Reports: 10/22/2020
Number of Days to Update: 70

Source: El Dorado County Environmental Management Department
Telephone: 530-621-6623
Last EDR Contact: 10/20/2020
Next Scheduled EDR Contact: 02/08/2021
Data Release Frequency: Varies

FRESNO COUNTY:

CUPA FRESNO: CUPA Resources List
Certified Unified Program Agency. CUPA's are responsible for implementing a unified hazardous materials and hazardous waste management regulatory program. The agency provides oversight of businesses that deal with hazardous materials, operate underground storage tanks or aboveground storage tanks.

Date of Government Version: 06/30/2020
Date Data Arrived at EDR: 07/01/2020
Date Made Active in Reports: 09/17/2020
Number of Days to Update: 78

Source: Dept. of Community Health
Telephone: 559-445-3271
Last EDR Contact: 10/02/2020
Next Scheduled EDR Contact: 01/11/2021
Data Release Frequency: Semi-Annually

GLENN COUNTY:

CUPA GLENN: CUPA Facility List
Cupa facility list

Date of Government Version: 01/22/2018
Date Data Arrived at EDR: 01/24/2018
Date Made Active in Reports: 03/14/2018
Number of Days to Update: 49

Source: Glenn County Air Pollution Control District
Telephone: 830-934-6500
Last EDR Contact: 10/13/2020
Next Scheduled EDR Contact: 02/01/2021
Data Release Frequency: No Update Planned

HUMBOLDT COUNTY:

CUPA HUMBOLDT: CUPA Facility List
CUPA facility list.

Date of Government Version: 08/13/2020
Date Data Arrived at EDR: 08/17/2020
Date Made Active in Reports: 11/05/2020
Number of Days to Update: 80

Source: Humboldt County Environmental Health
Telephone: N/A
Last EDR Contact: 11/11/2020
Next Scheduled EDR Contact: 03/01/2021
Data Release Frequency: Semi-Annually

IMPERIAL COUNTY:

CUPA IMPERIAL: CUPA Facility List
Cupa facility list.

Date of Government Version: 07/14/2020
Date Data Arrived at EDR: 07/16/2020
Date Made Active in Reports: 09/29/2020
Number of Days to Update: 75

Source: San Diego Border Field Office
Telephone: 760-339-2777
Last EDR Contact: 10/13/2020
Next Scheduled EDR Contact: 02/01/2021
Data Release Frequency: Varies

INYO COUNTY:

CUPA INYO: CUPA Facility List
Cupa facility list.

Date of Government Version: 04/02/2018
Date Data Arrived at EDR: 04/03/2018
Date Made Active in Reports: 06/14/2018
Number of Days to Update: 72

Source: Inyo County Environmental Health Services
Telephone: 760-878-0238
Last EDR Contact: 11/11/2020
Next Scheduled EDR Contact: 03/01/2021
Data Release Frequency: Varies

KERN COUNTY:

CUPA KERN: CUPA Facility List
A listing of sites included in the Kern County Hazardous Material Business Plan.

Date of Government Version: 07/28/2020
Date Data Arrived at EDR: 07/30/2020
Date Made Active in Reports: 10/13/2020
Number of Days to Update: 75

Source: Kern County Public Health
Telephone: 661-321-3000
Last EDR Contact: 10/28/2020
Next Scheduled EDR Contact: 02/15/2021
Data Release Frequency: Varies

UST KERN: Underground Storage Tank Sites & Tank Listing
Kern County Sites and Tanks Listing.

Date of Government Version: 07/28/2020
Date Data Arrived at EDR: 07/30/2020
Date Made Active in Reports: 10/14/2020
Number of Days to Update: 76

Source: Kern County Environment Health Services Department
Telephone: 661-862-8700
Last EDR Contact: 10/28/2020
Next Scheduled EDR Contact: 02/15/2021
Data Release Frequency: Quarterly

KINGS COUNTY:

CUPA KINGS: CUPA Facility List
A listing of sites included in the county's Certified Unified Program Agency database. California's Secretary for Environmental Protection established the unified hazardous materials and hazardous waste regulatory program as required by chapter 6.11 of the California Health and Safety Code. The Unified Program consolidates the administration, permits, inspections, and enforcement activities.

Date of Government Version: 05/11/2020
Date Data Arrived at EDR: 05/12/2020
Date Made Active in Reports: 07/27/2020
Number of Days to Update: 76

Source: Kings County Department of Public Health
Telephone: 559-584-1411
Last EDR Contact: 12/15/2020
Next Scheduled EDR Contact: 03/01/2021
Data Release Frequency: Varies

LAKE COUNTY:

CUPA LAKE: CUPA Facility List
Cupa facility list

Date of Government Version: 08/13/2020
Date Data Arrived at EDR: 08/13/2020
Date Made Active in Reports: 10/23/2020
Number of Days to Update: 71

Source: Lake County Environmental Health
Telephone: 707-263-1164
Last EDR Contact: 10/07/2020
Next Scheduled EDR Contact: 01/25/2021
Data Release Frequency: Varies

LASSEN COUNTY:

CUPA LASSEN: CUPA Facility List
Cupa facility list

Date of Government Version: 07/31/2020
Date Data Arrived at EDR: 08/21/2020
Date Made Active in Reports: 11/09/2020
Number of Days to Update: 80

Source: Lassen County Environmental Health
Telephone: 530-251-8528
Last EDR Contact: 10/13/2020
Next Scheduled EDR Contact: 02/01/2021
Data Release Frequency: Varies

LOS ANGELES COUNTY:

AOCONCERN: Key Areas of Concerns in Los Angeles County
San Gabriel Valley areas where VOC contamination is at or above the MCL as designated by region 9 EPA office. Date of Government Version: 3/30/2009 Exide Site area is a cleanup plan of lead-impacted soil surrounding the former Exide Facility as designated by the DTSC. Date of Government Version: 7/17/2017

Date of Government Version: 03/30/2009
Date Data Arrived at EDR: 03/31/2009
Date Made Active in Reports: 10/23/2009
Number of Days to Update: 206

Source: N/A
Telephone: N/A
Last EDR Contact: 12/09/2020
Next Scheduled EDR Contact: 03/29/2021
Data Release Frequency: No Update Planned

HMS LOS ANGELES: HMS: Street Number List
Industrial Waste and Underground Storage Tank Sites.

Date of Government Version: 07/06/2020
Date Data Arrived at EDR: 07/10/2020
Date Made Active in Reports: 09/28/2020
Number of Days to Update: 80

Source: Department of Public Works
Telephone: 626-458-3517
Last EDR Contact: 10/01/2020
Next Scheduled EDR Contact: 01/18/2021
Data Release Frequency: Semi-Annually

LF LOS ANGELES: List of Solid Waste Facilities
Solid Waste Facilities in Los Angeles County.

Date of Government Version: 07/13/2020
Date Data Arrived at EDR: 07/13/2020
Date Made Active in Reports: 09/29/2020
Number of Days to Update: 78

Source: La County Department of Public Works
Telephone: 818-458-5185
Last EDR Contact: 10/09/2020
Next Scheduled EDR Contact: 01/25/2021
Data Release Frequency: Varies

LF LOS ANGELES CITY: City of Los Angeles Landfills
Landfills owned and maintained by the City of Los Angeles.

Date of Government Version: 12/31/2019
Date Data Arrived at EDR: 08/17/2020
Date Made Active in Reports: 11/05/2020
Number of Days to Update: 80

Source: Engineering & Construction Division
Telephone: 213-473-7869
Last EDR Contact: 10/07/2020
Next Scheduled EDR Contact: 01/25/2021
Data Release Frequency: Varies

LOS ANGELES AST: Active & Inactive AST Inventory
A listing of active & inactive above ground petroleum storage tank site locations, located in the City of Los Angeles.

Date of Government Version: 06/01/2019
Date Data Arrived at EDR: 06/25/2019
Date Made Active in Reports: 08/22/2019
Number of Days to Update: 58

Source: Los Angeles Fire Department
Telephone: 213-978-3800
Last EDR Contact: 09/25/2020
Next Scheduled EDR Contact: 01/04/2021
Data Release Frequency: Varies

LOS ANGELES CO LF METHANE: Methane Producing Landfills
This data was created on April 30, 2012 to represent known disposal sites in Los Angeles County that may produce and emanate methane gas. The shapefile contains disposal sites within Los Angeles County that once accepted degradable refuse material. Information used to create this data was extracted from a landfill survey performed by County Engineers (Major Waste System Map, 1973) as well as historical records from CalRecycle, Regional Water Quality Control Board, and Los Angeles County Department of Public Health

Date of Government Version: 04/30/2012
Date Data Arrived at EDR: 04/17/2019
Date Made Active in Reports: 05/29/2019
Number of Days to Update: 42

Source: Los Angeles County Department of Public Works
Telephone: 626-458-6973
Last EDR Contact: 10/12/2020
Next Scheduled EDR Contact: 01/25/2021
Data Release Frequency: No Update Planned

LOS ANGELES HM: Active & Inactive Hazardous Materials Inventory
A listing of active & inactive hazardous materials facility locations, located in the City of Los Angeles.

Date of Government Version: 06/01/2019
Date Data Arrived at EDR: 06/25/2019
Date Made Active in Reports: 08/22/2019
Number of Days to Update: 58

Source: Los Angeles Fire Department
Telephone: 213-978-3800
Last EDR Contact: 09/25/2020
Next Scheduled EDR Contact: 01/04/2021
Data Release Frequency: Varies

LOS ANGELES UST: Active & Inactive UST Inventory
A listing of active & inactive underground storage tank site locations and underground storage tank historical sites, located in the City of Los Angeles.

Date of Government Version: 06/01/2019
Date Data Arrived at EDR: 06/25/2019
Date Made Active in Reports: 08/22/2019
Number of Days to Update: 58

Source: Los Angeles Fire Department
Telephone: 213-978-3800
Last EDR Contact: 09/25/2020
Next Scheduled EDR Contact: 01/04/2021
Data Release Frequency: Varies

SITE MIT LOS ANGELES: Site Mitigation List
Industrial sites that have had some sort of spill or complaint.

Date of Government Version: 03/25/2020
Date Data Arrived at EDR: 04/14/2020
Date Made Active in Reports: 07/01/2020
Number of Days to Update: 78

Source: Community Health Services
Telephone: 323-890-7806
Last EDR Contact: 10/09/2020
Next Scheduled EDR Contact: 01/25/2021
Data Release Frequency: Annually

UST EL SEGUNDO: City of El Segundo Underground Storage Tank
Underground storage tank sites located in El Segundo city.

Date of Government Version: 01/21/2017
Date Data Arrived at EDR: 04/19/2017
Date Made Active in Reports: 05/10/2017
Number of Days to Update: 21

Source: City of El Segundo Fire Department
Telephone: 310-524-2236
Last EDR Contact: 10/07/2020
Next Scheduled EDR Contact: 01/25/2021
Data Release Frequency: No Update Planned

UST LONG BEACH: City of Long Beach Underground Storage Tank
Underground storage tank sites located in the city of Long Beach.

Date of Government Version: 04/22/2019
Date Data Arrived at EDR: 04/23/2019
Date Made Active in Reports: 06/27/2019
Number of Days to Update: 65

Source: City of Long Beach Fire Department
Telephone: 562-570-2563
Last EDR Contact: 10/13/2020
Next Scheduled EDR Contact: 02/01/2021
Data Release Frequency: Varies

UST TORRANCE: City of Torrance Underground Storage Tank
Underground storage tank sites located in the city of Torrance.

Date of Government Version: 06/27/2019
Date Data Arrived at EDR: 07/30/2019
Date Made Active in Reports: 10/02/2019
Number of Days to Update: 64

Source: City of Torrance Fire Department
Telephone: 310-618-2973
Last EDR Contact: 10/05/2020
Next Scheduled EDR Contact: 02/01/2021
Data Release Frequency: Semi-Annually

MADERA COUNTY:

CUPA MADERA: CUPA Facility List
A listing of sites included in the county's Certified Unified Program Agency database. California's Secretary for Environmental Protection established the unified hazardous materials and hazardous waste regulatory program as required by chapter 6.11 of the California Health and Safety Code. The Unified Program consolidates the administration, permits, inspections, and enforcement activities.

Date of Government Version: 08/10/2020
Date Data Arrived at EDR: 08/12/2020
Date Made Active in Reports: 10/23/2020
Number of Days to Update: 72

Source: Madera County Environmental Health
Telephone: 559-675-7823
Last EDR Contact: 11/11/2020
Next Scheduled EDR Contact: 03/01/2021
Data Release Frequency: Varies

MARIN COUNTY:

UST MARIN: Underground Storage Tank Sites
Currently permitted USTs in Marin County.

Date of Government Version: 09/26/2018
Date Data Arrived at EDR: 10/04/2018
Date Made Active in Reports: 11/02/2018
Number of Days to Update: 29

Source: Public Works Department Waste Management
Telephone: 415-473-6647
Last EDR Contact: 09/23/2020
Next Scheduled EDR Contact: 01/11/2021
Data Release Frequency: Semi-Annually

MERCED COUNTY:

CUPA MERCED: CUPA Facility List
CUPA facility list.

Date of Government Version: 07/28/2020
Date Data Arrived at EDR: 07/30/2020
Date Made Active in Reports: 07/31/2020
Number of Days to Update: 1

Source: Merced County Environmental Health
Telephone: 209-381-1094
Last EDR Contact: 11/11/2020
Next Scheduled EDR Contact: 03/01/2021
Data Release Frequency: Varies

MONO COUNTY:

CUPA MONO: CUPA Facility List
CUPA Facility List

Date of Government Version: 08/20/2020
Date Data Arrived at EDR: 08/24/2020
Date Made Active in Reports: 11/09/2020
Number of Days to Update: 77

Source: Mono County Health Department
Telephone: 760-932-5580
Last EDR Contact: 11/15/2020
Next Scheduled EDR Contact: 03/08/3021
Data Release Frequency: Varies

MONTEREY COUNTY:

CUPA MONTEREY: CUPA Facility Listing
CUPA Program listing from the Environmental Health Division.

Date of Government Version: 07/13/2020
Date Data Arrived at EDR: 07/15/2020
Date Made Active in Reports: 07/31/2020
Number of Days to Update: 16

Source: Monterey County Health Department
Telephone: 831-796-1297
Last EDR Contact: 09/23/2020
Next Scheduled EDR Contact: 01/11/2021
Data Release Frequency: Varies

NAPA COUNTY:

LUST NAPA: Sites With Reported Contamination
A listing of leaking underground storage tank sites located in Napa county.

Date of Government Version: 01/09/2017
Date Data Arrived at EDR: 01/11/2017
Date Made Active in Reports: 03/02/2017
Number of Days to Update: 50

Source: Napa County Department of Environmental Management
Telephone: 707-253-4269
Last EDR Contact: 11/16/2020
Next Scheduled EDR Contact: 03/08/2021
Data Release Frequency: No Update Planned

UST NAPA: Closed and Operating Underground Storage Tank Sites
Underground storage tank sites located in Napa county.

Date of Government Version: 09/05/2019
Date Data Arrived at EDR: 09/09/2019
Date Made Active in Reports: 10/31/2019
Number of Days to Update: 52

Source: Napa County Department of Environmental Management
Telephone: 707-253-4269
Last EDR Contact: 11/16/2020
Next Scheduled EDR Contact: 03/08/2021
Data Release Frequency: No Update Planned

NEVADA COUNTY:

CUPA NEVADA: CUPA Facility List
CUPA facility list.

Date of Government Version: 07/29/2020
Date Data Arrived at EDR: 07/30/2020
Date Made Active in Reports: 10/13/2020
Number of Days to Update: 75

Source: Community Development Agency
Telephone: 530-265-1467
Last EDR Contact: 10/20/2020
Next Scheduled EDR Contact: 02/08/2021
Data Release Frequency: Varies

ORANGE COUNTY:

IND_SITE ORANGE: List of Industrial Site Cleanups
Petroleum and non-petroleum spills.

Date of Government Version: 06/10/2020
Date Data Arrived at EDR: 08/03/2020
Date Made Active in Reports: 10/19/2020
Number of Days to Update: 77

Source: Health Care Agency
Telephone: 714-834-3446
Last EDR Contact: 11/02/2020
Next Scheduled EDR Contact: 02/15/2021
Data Release Frequency: Annually

LUST ORANGE: List of Underground Storage Tank Cleanups
Orange County Underground Storage Tank Cleanups (LUST).

Date of Government Version: 07/02/2020
Date Data Arrived at EDR: 08/05/2020
Date Made Active in Reports: 10/23/2020
Number of Days to Update: 79

Source: Health Care Agency
Telephone: 714-834-3446
Last EDR Contact: 11/02/2020
Next Scheduled EDR Contact: 02/15/2021
Data Release Frequency: Quarterly

UST ORANGE: List of Underground Storage Tank Facilities
Orange County Underground Storage Tank Facilities (UST).

Date of Government Version: 07/01/2020
Date Data Arrived at EDR: 08/03/2020
Date Made Active in Reports: 10/19/2020
Number of Days to Update: 77

Source: Health Care Agency
Telephone: 714-834-3446
Last EDR Contact: 11/03/2020
Next Scheduled EDR Contact: 02/15/2021
Data Release Frequency: Quarterly

PLACER COUNTY:

MS PLACER: Master List of Facilities
List includes aboveground tanks, underground tanks and cleanup sites.

Date of Government Version: 11/24/2020
Date Data Arrived at EDR: 11/24/2020
Date Made Active in Reports: 11/25/2020
Number of Days to Update: 1

Source: Placer County Health and Human Services
Telephone: 530-745-2363
Last EDR Contact: 11/23/2020
Next Scheduled EDR Contact: 03/15/2021
Data Release Frequency: Semi-Annually

PLUMAS COUNTY:

CUPA PLUMAS: CUPA Facility List
Plumas County CUPA Program facilities.

Date of Government Version: 03/31/2019
Date Data Arrived at EDR: 04/23/2019
Date Made Active in Reports: 06/26/2019
Number of Days to Update: 64

Source: Plumas County Environmental Health
Telephone: 530-283-6355
Last EDR Contact: 10/13/2020
Next Scheduled EDR Contact: 02/01/2021
Data Release Frequency: Varies

RIVERSIDE COUNTY:

LUST RIVERSIDE: Listing of Underground Tank Cleanup Sites
Riverside County Underground Storage Tank Cleanup Sites (LUST).

Date of Government Version: 10/06/2020
Date Data Arrived at EDR: 10/07/2020
Date Made Active in Reports: 11/03/2020
Number of Days to Update: 27

Source: Department of Environmental Health
Telephone: 951-358-5055
Last EDR Contact: 12/09/2020
Next Scheduled EDR Contact: 03/29/2021
Data Release Frequency: Quarterly

UST RIVERSIDE: Underground Storage Tank Tank List
Underground storage tank sites located in Riverside county.

Date of Government Version: 10/06/2020
Date Data Arrived at EDR: 10/07/2020
Date Made Active in Reports: 11/03/2020
Number of Days to Update: 27

Source: Department of Environmental Health
Telephone: 951-358-5055
Last EDR Contact: 12/09/2020
Next Scheduled EDR Contact: 03/29/2021
Data Release Frequency: Quarterly

SACRAMENTO COUNTY:

CS SACRAMENTO: Toxic Site Clean-Up List
List of sites where unauthorized releases of potentially hazardous materials have occurred.

Date of Government Version: 02/18/2020
Date Data Arrived at EDR: 03/31/2020
Date Made Active in Reports: 06/15/2020
Number of Days to Update: 76

Source: Sacramento County Environmental Management
Telephone: 916-875-8406
Last EDR Contact: 10/02/2020
Next Scheduled EDR Contact: 01/11/2021
Data Release Frequency: Quarterly

ML SACRAMENTO: Master Hazardous Materials Facility List
Any business that has hazardous materials on site - hazardous material storage sites, underground storage tanks, waste generators.

Date of Government Version: 02/24/2020
Date Data Arrived at EDR: 03/31/2020
Date Made Active in Reports: 06/17/2020
Number of Days to Update: 78

Source: Sacramento County Environmental Management
Telephone: 916-875-8406
Last EDR Contact: 10/02/2020
Next Scheduled EDR Contact: 01/11/2021
Data Release Frequency: Quarterly

SAN BENITO COUNTY:

CUPA SAN BENITO: CUPA Facility List
Cupa facility list

Date of Government Version: 08/04/2020
Date Data Arrived at EDR: 08/05/2020
Date Made Active in Reports: 10/22/2020
Number of Days to Update: 78

Source: San Benito County Environmental Health
Telephone: N/A
Last EDR Contact: 10/28/2020
Next Scheduled EDR Contact: 02/15/2021
Data Release Frequency: Varies

SAN BERNARDINO COUNTY:

PERMITS SAN BERNARDINO: Hazardous Material Permits
This listing includes underground storage tanks, medical waste handlers/generators, hazardous materials handlers, hazardous waste generators, and waste oil generators/handlers.

Date of Government Version: 08/04/2020
Date Data Arrived at EDR: 08/05/2020
Date Made Active in Reports: 10/26/2020
Number of Days to Update: 82

Source: San Bernardino County Fire Department Hazardous Materials Division
Telephone: 909-387-3041
Last EDR Contact: 10/28/2020
Next Scheduled EDR Contact: 02/15/2021
Data Release Frequency: Quarterly

SAN DIEGO COUNTY:

HMMD SAN DIEGO: Hazardous Materials Management Division Database

The database includes: HE58 - This report contains the business name, site address, business phone number, establishment 'H' permit number, type of permit, and the business status. HE17 - In addition to providing the same information provided in the HE58 listing, HE17 provides inspection dates, violations received by the establishment, hazardous waste generated, the quantity, method of storage, treatment/disposal of waste and the hauler, and information on underground storage tanks. Unauthorized Release List - Includes a summary of environmental contamination cases in San Diego County (underground tank cases, non-tank cases, groundwater contamination, and soil contamination are included.)

Date of Government Version: 08/31/2020
Date Data Arrived at EDR: 08/31/2020
Date Made Active in Reports: 11/23/2020
Number of Days to Update: 84

Source: Hazardous Materials Management Division
Telephone: 619-338-2268
Last EDR Contact: 12/01/2020
Next Scheduled EDR Contact: 03/15/2021
Data Release Frequency: Quarterly

LF SAN DIEGO: Solid Waste Facilities

San Diego County Solid Waste Facilities.

Date of Government Version: 04/18/2018
Date Data Arrived at EDR: 04/24/2018
Date Made Active in Reports: 06/19/2018
Number of Days to Update: 56

Source: Department of Health Services
Telephone: 619-338-2209
Last EDR Contact: 11/16/2020
Next Scheduled EDR Contact: 02/01/2021
Data Release Frequency: Varies

SAN DIEGO CO LOP: Local Oversight Program Listing

A listing of all LOP release sites that are or were under the County of San Diego's jurisdiction. Included are closed or transferred cases, open cases, and cases that did not have a case type indicated. The cases without a case type are mostly complaints; however, some of them could be LOP cases.

Date of Government Version: 07/14/2020
Date Data Arrived at EDR: 07/16/2020
Date Made Active in Reports: 09/29/2020
Number of Days to Update: 75

Source: Department of Environmental Health
Telephone: 858-505-6874
Last EDR Contact: 10/13/2020
Next Scheduled EDR Contact: 02/01/2021
Data Release Frequency: Varies

SAN DIEGO CO SAM: Environmental Case Listing

The listing contains all underground tank release cases and projects pertaining to properties contaminated with hazardous substances that are actively under review by the Site Assessment and Mitigation Program.

Date of Government Version: 03/23/2010
Date Data Arrived at EDR: 06/15/2010
Date Made Active in Reports: 07/09/2010
Number of Days to Update: 24

Source: San Diego County Department of Environmental Health
Telephone: 619-338-2371
Last EDR Contact: 11/23/2020
Next Scheduled EDR Contact: 03/15/2021
Data Release Frequency: No Update Planned

SAN FRANCISCO COUNTY:

CUPA SAN FRANCISCO CO: CUPA Facility Listing

Cupa facilities

Date of Government Version: 08/03/2020
Date Data Arrived at EDR: 08/05/2020
Date Made Active in Reports: 10/22/2020
Number of Days to Update: 78

Source: San Francisco County Department of Environmental Health
Telephone: 415-252-3896
Last EDR Contact: 10/28/2020
Next Scheduled EDR Contact: 02/15/2021
Data Release Frequency: Varies

LUST SAN FRANCISCO: Local Oversite Facilities

A listing of leaking underground storage tank sites located in San Francisco county.

Date of Government Version: 09/19/2008
Date Data Arrived at EDR: 09/19/2008
Date Made Active in Reports: 09/29/2008
Number of Days to Update: 10

Source: Department Of Public Health San Francisco County
Telephone: 415-252-3920
Last EDR Contact: 10/28/2020
Next Scheduled EDR Contact: 02/15/2021
Data Release Frequency: No Update Planned

UST SAN FRANCISCO: Underground Storage Tank Information
Underground storage tank sites located in San Francisco county.

Date of Government Version: 08/03/2020
Date Data Arrived at EDR: 08/05/2020
Date Made Active in Reports: 10/26/2020
Number of Days to Update: 82

Source: Department of Public Health
Telephone: 415-252-3920
Last EDR Contact: 10/28/2020
Next Scheduled EDR Contact: 02/15/2021
Data Release Frequency: Quarterly

SAN JOAQUIN COUNTY:

UST SAN JOAQUIN: San Joaquin Co. UST
A listing of underground storage tank locations in San Joaquin county.

Date of Government Version: 06/22/2018
Date Data Arrived at EDR: 06/26/2018
Date Made Active in Reports: 07/11/2018
Number of Days to Update: 15

Source: Environmental Health Department
Telephone: N/A
Last EDR Contact: 12/09/2020
Next Scheduled EDR Contact: 03/29/2021
Data Release Frequency: Semi-Annually

SAN LUIS OBISPO COUNTY:

CUPA SAN LUIS OBISPO: CUPA Facility List
Cupa Facility List.

Date of Government Version: 07/27/2020
Date Data Arrived at EDR: 08/12/2020
Date Made Active in Reports: 10/26/2020
Number of Days to Update: 75

Source: San Luis Obispo County Public Health Department
Telephone: 805-781-5596
Last EDR Contact: 11/11/2020
Next Scheduled EDR Contact: 03/01/2021
Data Release Frequency: Varies

SAN MATEO COUNTY:

BI SAN MATEO: Business Inventory
List includes Hazardous Materials Business Plan, hazardous waste generators, and underground storage tanks.

Date of Government Version: 02/20/2020
Date Data Arrived at EDR: 02/20/2020
Date Made Active in Reports: 04/24/2020
Number of Days to Update: 64

Source: San Mateo County Environmental Health Services Division
Telephone: 650-363-1921
Last EDR Contact: 12/11/2020
Next Scheduled EDR Contact: 03/22/2021
Data Release Frequency: Annually

LUST SAN MATEO: Fuel Leak List
A listing of leaking underground storage tank sites located in San Mateo county.

Date of Government Version: 03/29/2019
Date Data Arrived at EDR: 03/29/2019
Date Made Active in Reports: 05/29/2019
Number of Days to Update: 61

Source: San Mateo County Environmental Health Services Division
Telephone: 650-363-1921
Last EDR Contact: 12/01/2020
Next Scheduled EDR Contact: 03/22/2021
Data Release Frequency: Semi-Annually

SANTA BARBARA COUNTY:

CUPA SANTA BARBARA: CUPA Facility Listing
CUPA Program Listing from the Environmental Health Services division.

Date of Government Version: 09/08/2011
Date Data Arrived at EDR: 09/09/2011
Date Made Active in Reports: 10/07/2011
Number of Days to Update: 28

Source: Santa Barbara County Public Health Department
Telephone: 805-686-8167
Last EDR Contact: 11/11/2020
Next Scheduled EDR Contact: 03/01/2021
Data Release Frequency: No Update Planned

SANTA CLARA COUNTY:

CUPA SANTA CLARA: Cupa Facility List
Cupa facility list

Date of Government Version: 08/20/2020
Date Data Arrived at EDR: 08/20/2020
Date Made Active in Reports: 11/09/2020
Number of Days to Update: 81

Source: Department of Environmental Health
Telephone: 408-918-1973
Last EDR Contact: 11/11/2020
Next Scheduled EDR Contact: 03/01/2021
Data Release Frequency: Varies

HIST LUST SANTA CLARA: HIST LUST - Fuel Leak Site Activity Report
A listing of open and closed leaking underground storage tanks. This listing is no longer updated by the county. Leaking underground storage tanks are now handled by the Department of Environmental Health.

Date of Government Version: 03/29/2005
Date Data Arrived at EDR: 03/30/2005
Date Made Active in Reports: 04/21/2005
Number of Days to Update: 22

Source: Santa Clara Valley Water District
Telephone: 408-265-2600
Last EDR Contact: 03/23/2009
Next Scheduled EDR Contact: 06/22/2009
Data Release Frequency: No Update Planned

LUST SANTA CLARA: LOP Listing
A listing of leaking underground storage tanks located in Santa Clara county.

Date of Government Version: 03/03/2014
Date Data Arrived at EDR: 03/05/2014
Date Made Active in Reports: 03/18/2014
Number of Days to Update: 13

Source: Department of Environmental Health
Telephone: 408-918-3417
Last EDR Contact: 11/16/2020
Next Scheduled EDR Contact: 03/08/2021
Data Release Frequency: No Update Planned

SAN JOSE HAZMAT: Hazardous Material Facilities
Hazardous material facilities, including underground storage tank sites.

Date of Government Version: 07/30/2020
Date Data Arrived at EDR: 07/31/2020
Date Made Active in Reports: 10/16/2020
Number of Days to Update: 77

Source: City of San Jose Fire Department
Telephone: 408-535-7694
Last EDR Contact: 10/28/2020
Next Scheduled EDR Contact: 02/15/2021
Data Release Frequency: Annually

SANTA CRUZ COUNTY:

CUPA SANTA CRUZ: CUPA Facility List
CUPA facility listing.

Date of Government Version: 01/21/2017
Date Data Arrived at EDR: 02/22/2017
Date Made Active in Reports: 05/23/2017
Number of Days to Update: 90

Source: Santa Cruz County Environmental Health
Telephone: 831-464-2761
Last EDR Contact: 11/11/2020
Next Scheduled EDR Contact: 03/01/2021
Data Release Frequency: Varies

SHASTA COUNTY:

CUPA SHASTA: CUPA Facility List
Cupa Facility List.

Date of Government Version: 06/15/2017
Date Data Arrived at EDR: 06/19/2017
Date Made Active in Reports: 08/09/2017
Number of Days to Update: 51

Source: Shasta County Department of Resource Management
Telephone: 530-225-5789
Last EDR Contact: 11/11/2020
Next Scheduled EDR Contact: 03/01/2021
Data Release Frequency: Varies

SOLANO COUNTY:

LUST SOLANO: Leaking Underground Storage Tanks
A listing of leaking underground storage tank sites located in Solano county.

Date of Government Version: 06/04/2019
Date Data Arrived at EDR: 06/06/2019
Date Made Active in Reports: 08/13/2019
Number of Days to Update: 68

Source: Solano County Department of Environmental Management
Telephone: 707-784-6770
Last EDR Contact: 06/03/2019
Next Scheduled EDR Contact: 03/15/2021
Data Release Frequency: Quarterly

UST SOLANO: Underground Storage Tanks
Underground storage tank sites located in Solano county.

Date of Government Version: 08/25/2020
Date Data Arrived at EDR: 08/26/2020
Date Made Active in Reports: 09/16/2020
Number of Days to Update: 21

Source: Solano County Department of Environmental Management
Telephone: 707-784-6770
Last EDR Contact: 12/03/2020
Next Scheduled EDR Contact: 03/15/2021
Data Release Frequency: Quarterly

SONOMA COUNTY:

CUPA SONOMA: Cupa Facility List
Cupa Facility list

Date of Government Version: 07/07/2020
Date Data Arrived at EDR: 07/08/2020
Date Made Active in Reports: 09/25/2020
Number of Days to Update: 79

Source: County of Sonoma Fire & Emergency Services Department
Telephone: 707-565-1174
Last EDR Contact: 12/15/2020
Next Scheduled EDR Contact: 04/05/2021
Data Release Frequency: Varies

LUST SONOMA: Leaking Underground Storage Tank Sites
A listing of leaking underground storage tank sites located in Sonoma county.

Date of Government Version: 09/18/2020
Date Data Arrived at EDR: 09/22/2020
Date Made Active in Reports: 12/14/2020
Number of Days to Update: 83

Source: Department of Health Services
Telephone: 707-565-6565
Last EDR Contact: 12/15/2020
Next Scheduled EDR Contact: 04/05/2021
Data Release Frequency: Quarterly

STANISLAUS COUNTY:

CUPA STANISLAUS: CUPA Facility List
Cupa facility list

Date of Government Version: 02/04/2020
Date Data Arrived at EDR: 02/05/2020
Date Made Active in Reports: 04/15/2020
Number of Days to Update: 70

Source: Stanislaus County Department of Ennvironmental Protection
Telephone: 209-525-6751
Last EDR Contact: 10/02/2020
Next Scheduled EDR Contact: 01/25/2021
Data Release Frequency: Varies

SUTTER COUNTY:

UST SUTTER: Underground Storage Tanks
Underground storage tank sites located in Sutter county.

Date of Government Version: 08/25/2020
Date Data Arrived at EDR: 08/26/2020
Date Made Active in Reports: 11/17/2020
Number of Days to Update: 83

Source: Sutter County Environmental Health Services
Telephone: 530-822-7500
Last EDR Contact: 11/23/2020
Next Scheduled EDR Contact: 03/15/2021
Data Release Frequency: Semi-Annually

TEHAMA COUNTY:

CUPA TEHAMA: CUPA Facility List
Cupa facilities

Date of Government Version: 08/11/2020
Date Data Arrived at EDR: 08/12/2020
Date Made Active in Reports: 10/26/2020
Number of Days to Update: 75

Source: Tehama County Department of Environmental Health
Telephone: 530-527-8020
Last EDR Contact: 11/11/2020
Next Scheduled EDR Contact: 02/15/2021
Data Release Frequency: Varies

TRINITY COUNTY:

CUPA TRINITY: CUPA Facility List
Cupa facility list

Date of Government Version: 07/14/2020
Date Data Arrived at EDR: 07/16/2020
Date Made Active in Reports: 09/29/2020
Number of Days to Update: 75

Source: Department of Toxic Substances Control
Telephone: 760-352-0381
Last EDR Contact: 10/13/2020
Next Scheduled EDR Contact: 02/01/2021
Data Release Frequency: Varies

TULARE COUNTY:

CUPA TULARE: CUPA Facility List
Cupa program facilities

Date of Government Version: 08/06/2020
Date Data Arrived at EDR: 08/06/2020
Date Made Active in Reports: 10/26/2020
Number of Days to Update: 81

Source: Tulare County Environmental Health Services Division
Telephone: 559-624-7400
Last EDR Contact: 10/28/2020
Next Scheduled EDR Contact: 02/15/2021
Data Release Frequency: Varies

TUOLUMNE COUNTY:

CUPA TUOLUMNE: CUPA Facility List
Cupa facility list

Date of Government Version: 04/23/2018
Date Data Arrived at EDR: 04/25/2018
Date Made Active in Reports: 06/25/2018
Number of Days to Update: 61

Source: Divison of Environmental Health
Telephone: 209-533-5633
Last EDR Contact: 10/13/2020
Next Scheduled EDR Contact: 02/01/2021
Data Release Frequency: Varies

VENTURA COUNTY:

BWT VENTURA: Business Plan, Hazardous Waste Producers, and Operating Underground Tanks
The BWT list indicates by site address whether the Environmental Health Division has Business Plan (B), Waste Producer (W), and/or Underground Tank (T) information.

Date of Government Version: 07/10/2020
Date Data Arrived at EDR: 07/22/2020
Date Made Active in Reports: 10/08/2020
Number of Days to Update: 78

Source: Ventura County Environmental Health Division
Telephone: 805-654-2813
Last EDR Contact: 10/19/2020
Next Scheduled EDR Contact: 02/01/2021
Data Release Frequency: Quarterly

LF VENTURA: Inventory of Illegal Abandoned and Inactive Sites
Ventura County Inventory of Closed, Illegal Abandoned, and Inactive Sites.

Date of Government Version: 12/01/2011
Date Data Arrived at EDR: 12/01/2011
Date Made Active in Reports: 01/19/2012
Number of Days to Update: 49

Source: Environmental Health Division
Telephone: 805-654-2813
Last EDR Contact: 09/23/2020
Next Scheduled EDR Contact: 01/11/2021
Data Release Frequency: No Update Planned

LUST VENTURA: Listing of Underground Tank Cleanup Sites
Ventura County Underground Storage Tank Cleanup Sites (LUST).

Date of Government Version: 05/29/2008
Date Data Arrived at EDR: 06/24/2008
Date Made Active in Reports: 07/31/2008
Number of Days to Update: 37

Source: Environmental Health Division
Telephone: 805-654-2813
Last EDR Contact: 11/05/2020
Next Scheduled EDR Contact: 02/22/2021
Data Release Frequency: No Update Planned

MED WASTE VENTURA: Medical Waste Program List
To protect public health and safety and the environment from potential exposure to disease causing agents, the Environmental Health Division Medical Waste Program regulates the generation, handling, storage, treatment and disposal of medical waste throughout the County.

Date of Government Version: 07/10/2020
Date Data Arrived at EDR: 07/22/2020
Date Made Active in Reports: 10/07/2020
Number of Days to Update: 77

Source: Ventura County Resource Management Agency
Telephone: 805-654-2813
Last EDR Contact: 10/19/2020
Next Scheduled EDR Contact: 02/01/2021
Data Release Frequency: Quarterly

UST VENTURA: Underground Tank Closed Sites List
Ventura County Operating Underground Storage Tank Sites (UST)/Underground Tank Closed Sites List.

Date of Government Version: 08/26/2020
Date Data Arrived at EDR: 09/08/2020
Date Made Active in Reports: 12/01/2020
Number of Days to Update: 84

Source: Environmental Health Division
Telephone: 805-654-2813
Last EDR Contact: 12/08/2020
Next Scheduled EDR Contact: 03/22/2021
Data Release Frequency: Quarterly

YOLO COUNTY:

UST YOLO: Underground Storage Tank Comprehensive Facility Report
Underground storage tank sites located in Yolo county.

Date of Government Version: 06/23/2020
Date Data Arrived at EDR: 06/29/2020
Date Made Active in Reports: 09/15/2020
Number of Days to Update: 78

Source: Yolo County Department of Health
Telephone: 530-666-8646
Last EDR Contact: 10/07/2020
Next Scheduled EDR Contact: 01/11/2021
Data Release Frequency: Annually

YUBA COUNTY:

CUPA YUBA: CUPA Facility List
CUPA facility listing for Yuba County.

Date of Government Version: 08/06/2020
Date Data Arrived at EDR: 08/07/2020
Date Made Active in Reports: 10/26/2020
Number of Days to Update: 80

Source: Yuba County Environmental Health Department
Telephone: 530-749-7523
Last EDR Contact: 11/03/2020
Next Scheduled EDR Contact: 02/08/2021
Data Release Frequency: Varies

OTHER DATABASE(S)

Depending on the geographic area covered by this report, the data provided in these specialty databases may or may not be complete. For example, the existence of wetlands information data in a specific report does not mean that all wetlands in the area covered by the report are included. Moreover, the absence of any reported wetlands information does not necessarily mean that wetlands do not exist in the area covered by the report.

CT MANIFEST: Hazardous Waste Manifest Data
Facility and manifest data. Manifest is a document that lists and tracks hazardous waste from the generator through transporters to a tsd facility.

Date of Government Version: 08/10/2020
Date Data Arrived at EDR: 10/20/2020
Date Made Active in Reports: 11/02/2020
Number of Days to Update: 13

Source: Department of Energy & Environmental Protection
Telephone: 860-424-3375
Last EDR Contact: 11/09/2020
Next Scheduled EDR Contact: 02/22/2021
Data Release Frequency: No Update Planned

NJ MANIFEST: Manifest Information
Hazardous waste manifest information.

Date of Government Version: 12/31/2018
Date Data Arrived at EDR: 04/10/2019
Date Made Active in Reports: 05/16/2019
Number of Days to Update: 36

Source: Department of Environmental Protection
Telephone: N/A
Last EDR Contact: 10/09/2020
Next Scheduled EDR Contact: 01/18/2021
Data Release Frequency: Annually

NY MANIFEST: Facility and Manifest Data
Manifest is a document that lists and tracks hazardous waste from the generator through transporters to a TSD facility.

Date of Government Version: 01/01/2019
Date Data Arrived at EDR: 04/29/2020
Date Made Active in Reports: 07/10/2020
Number of Days to Update: 72

Source: Department of Environmental Conservation
Telephone: 518-402-8651
Last EDR Contact: 10/30/2020
Next Scheduled EDR Contact: 02/08/2021
Data Release Frequency: Quarterly

PA MANIFEST: Manifest Information
Hazardous waste manifest information.

Date of Government Version: 06/30/2018
Date Data Arrived at EDR: 07/19/2019
Date Made Active in Reports: 09/10/2019
Number of Days to Update: 53

Source: Department of Environmental Protection
Telephone: 717-783-8990
Last EDR Contact: 10/07/2020
Next Scheduled EDR Contact: 01/25/2021
Data Release Frequency: Annually

RI MANIFEST: Manifest information
Hazardous waste manifest information

Date of Government Version: 12/31/2018
Date Data Arrived at EDR: 10/02/2019
Date Made Active in Reports: 12/10/2019
Number of Days to Update: 69

Source: Department of Environmental Management
Telephone: 401-222-2797
Last EDR Contact: 11/11/2020
Next Scheduled EDR Contact: 03/01/2021
Data Release Frequency: Annually

WI MANIFEST: Manifest Information
Hazardous waste manifest information.

Date of Government Version: 05/31/2018
Date Data Arrived at EDR: 06/19/2019
Date Made Active in Reports: 09/03/2019
Number of Days to Update: 76

Source: Department of Natural Resources
Telephone: N/A
Last EDR Contact: 12/03/2020
Next Scheduled EDR Contact: 03/22/2021
Data Release Frequency: Annually

Oil/Gas Pipelines
Source: Endeavor Business Media
Petroleum Bundle (Crude Oil, Refined Products, Petrochemicals, Gas Liquids (LPG/NGL), and Specialty Gases (Miscellaneous)) N = Natural Gas Bundle (Natural Gas, Gas Liquids (LPG/NGL), and Specialty Gases (Miscellaneous)). This map includes information copyrighted by Endeavor Business Media. This information is provided on a best effort basis and Endeavor Business Media does not guarantee its accuracy nor warrant its fitness for any particular purpose. Such information has been reprinted with the permission of Endeavor Business Media.

Electric Power Transmission Line Data
Source: Endeavor Business Media
This map includes information copyrighted by Endeavor Business Media. This information is provided on a best effort basis and Endeavor Business Media does not guarantee its accuracy nor warrant its fitness for any particular purpose. Such information has been reprinted with the permission of Endeavor Business Media.

Sensitive Receptors: There are individuals deemed sensitive receptors due to their fragile immune systems and special sensitivity to environmental discharges. These sensitive receptors typically include the elderly, the sick, and children. While the location of all sensitive receptors cannot be determined, EDR indicates those buildings and facilities - schools, daycares, hospitals, medical centers, and nursing homes - where individuals who are sensitive receptors are likely to be located.

AHA Hospitals:
Source: American Hospital Association, Inc.
Telephone: 312-280-5991
The database includes a listing of hospitals based on the American Hospital Association's annual survey of hospitals.

Medical Centers: Provider of Services Listing
Source: Centers for Medicare & Medicaid Services
Telephone: 410-786-3000
A listing of hospitals with Medicare provider number, produced by Centers of Medicare & Medicaid Services, a federal agency within the U.S. Department of Health and Human Services.

Nursing Homes
Source: National Institutes of Health
Telephone: 301-594-6248
Information on Medicare and Medicaid certified nursing homes in the United States.

Public Schools
Source: National Center for Education Statistics
Telephone: 202-502-7300
The National Center for Education Statistics' primary database on elementary and secondary public education in the United States. It is a comprehensive, annual, national statistical database of all public elementary and secondary schools and school districts, which contains data that are comparable across all states.

Private Schools
Source: National Center for Education Statistics
Telephone: 202-502-7300
The National Center for Education Statistics' primary database on private school locations in the United States.

Daycare Centers: Licensed Facilities
Source: Department of Social Services
Telephone: 916-657-4041

Flood Zone Data: This data was obtained from the Federal Emergency Management Agency (FEMA). It depicts 100-year and 500-year flood zones as defined by FEMA. It includes the National Flood Hazard Layer (NFHL) which incorporates Flood Insurance Rate Map (FIRM) data and Q3 data from FEMA in areas not covered by NFHL.
Source: FEMA
Telephone: 877-336-2627
Date of Government Version: 2003, 2015

GOVERNMENT RECORDS SEARCHED / DATA CURRENCY TRACKING

NWI: National Wetlands Inventory. This data, available in select counties across the country, was obtained by EDR in 2002, 2005 and 2010 from the U.S. Fish and Wildlife Service.

State Wetlands Data: Wetland Inventory
Source: Department of Fish and Wildlife
Telephone: 916-445-0411

Current USGS 7.5 Minute Topographic Map
Source: U.S. Geological Survey

STREET AND ADDRESS INFORMATION

© 2015 TomTom North America, Inc. All rights reserved. This material is proprietary and the subject of copyright protection and other intellectual property rights owned by or licensed to Tele Atlas North America, Inc. The use of this material is subject to the terms of a license agreement. You will be held liable for any unauthorized copying or disclosure of this material.

GEOCHECK ®- PHYSICAL SETTING SOURCE ADDENDUM

TARGET PROPERTY ADDRESS

SIERRA & WINDFLOWER
SIERRA AVENUE & WILDFLOWER
FONTANA, CA 92336

TARGET PROPERTY COORDINATES

Latitude (North):	34.14604 - 34˚ 8' 45.74''
Longitude (West):	117.433784 - 117˚ 26' 1.62''
Universal Tranverse Mercator:	Zone 11
UTM X (Meters):	460008.6
UTM Y (Meters):	3778238.8
Elevation:	1624 ft. above sea level

USGS TOPOGRAPHIC MAP

Target Property Map:	5630611 DEVORE, CA
Version Date:	2012

EDR's GeoCheck Physical Setting Source Addendum is provided to assist the environmental professional in forming an opinion about the impact of potential contaminant migration.

Assessment of the impact of contaminant migration generally has two principle investigative components:

1. Groundwater flow direction, and
2. Groundwater flow velocity.

Groundwater flow direction may be impacted by surface topography, hydrology, hydrogeology, characteristics of the soil, and nearby wells. Groundwater flow velocity is generally impacted by the nature of the geologic strata.

GEOCHECK® - PHYSICAL SETTING SOURCE SUMMARY

GROUNDWATER FLOW DIRECTION INFORMATION

Groundwater flow direction for a particular site is best determined by a qualified environmental professional using site-specific well data. If such data is not reasonably ascertainable, it may be necessary to rely on other sources of information, such as surface topographic information, hydrologic information, hydrogeologic data collected on nearby properties, and regional groundwater flow information (from deep aquifers).

TOPOGRAPHIC INFORMATION

Surface topography may be indicative of the direction of surficial groundwater flow. This information can be used to assist the environmental professional in forming an opinion about the impact of nearby contaminated properties or, should contamination exist on the target property, what downgradient sites might be impacted.

TARGET PROPERTY TOPOGRAPHY

General Topographic Gradient: General South

SURROUNDING TOPOGRAPHY: ELEVATION PROFILES

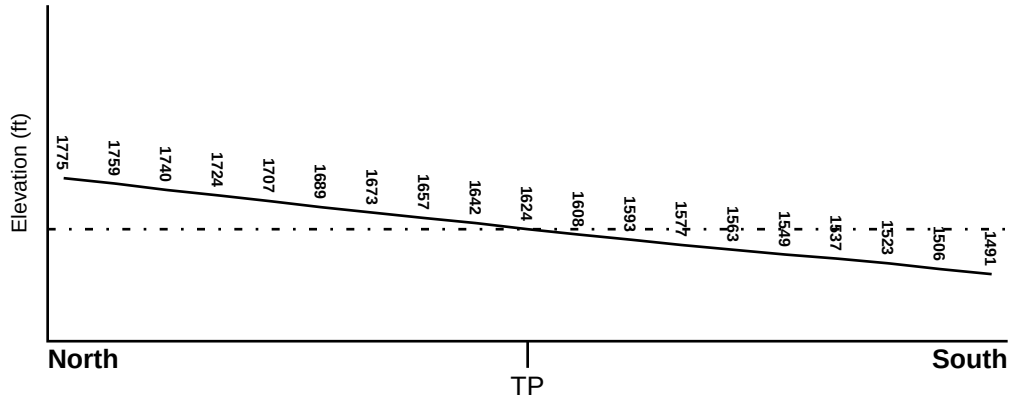

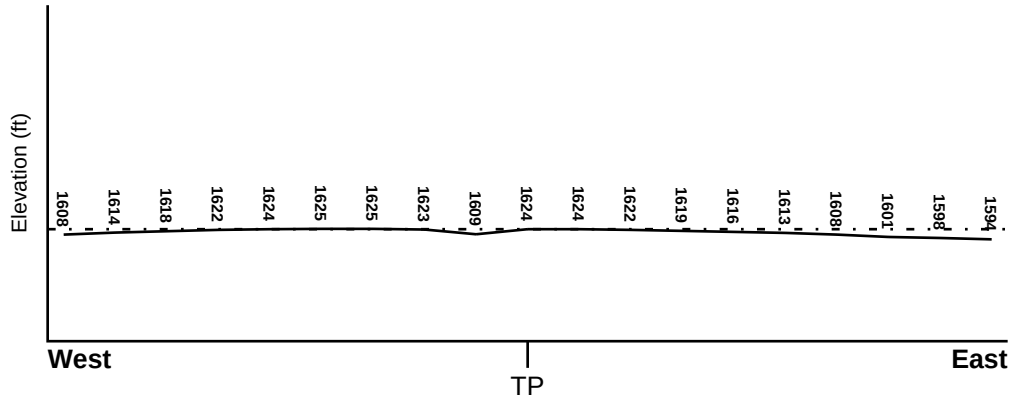

Target Property Elevation: 1624 ft.

0 1/2 1 Miles

Source: Topography has been determined from the USGS 7.5' Digital Elevation Model and should be evaluated on a relative (not an absolute) basis. Relative elevation information between sites of close proximity should be field verified.

GEOCHECK® - PHYSICAL SETTING SOURCE SUMMARY

HYDROLOGIC INFORMATION

Surface water can act as a hydrologic barrier to groundwater flow. Such hydrologic information can be used to assist the environmental professional in forming an opinion about the impact of nearby contaminated properties or, should contamination exist on the target property, what downgradient sites might be impacted.

Refer to the Physical Setting Source Map following this summary for hydrologic information (major waterways and bodies of water).

FEMA FLOOD ZONE

Flood Plain Panel at Target Property	FEMA Source Type
06071C7920H	FEMA FIRM Flood data

Additional Panels in search area:	FEMA Source Type
06071C7915H	FEMA FIRM Flood data

NATIONAL WETLAND INVENTORY

NWI Quad at Target Property	NWI Electronic Data Coverage
NOT AVAILABLE	YES - refer to the Overview Map and Detail Map

HYDROGEOLOGIC INFORMATION

Hydrogeologic information obtained by installation of wells on a specific site can often be an indicator of groundwater flow direction in the immediate area. Such hydrogeologic information can be used to assist the environmental professional in forming an opinion about the impact of nearby contaminated properties or, should contamination exist on the target property, what downgradient sites might be impacted.

Site-Specific Hydrogeological Data*:

Search Radius:	1.25 miles
Location Relative to TP:	1/4 - 1/2 Mile SE
Site Name:	FONTANA SAN LDFL
Site EPA ID Number:	CAT080029630
Groundwater Flow Direction:	Southeast
Measured Depth to Water:	approximately 350 feet.
Hydraulic Connection:	The unsaturated zone consists of clayey sands and gravels.
Sole Source Aquifer:	No information about a sole source aquifer is available
Data Quality:	Information based on site-specific subsurface investigations is documented in the CERCLIS investigation report(s)

AQUIFLOW®

Search Radius: 1.000 Mile.

EDR has developed the AQUIFLOW Information System to provide data on the general direction of groundwater flow at specific points. EDR has reviewed reports submitted by environmental professionals to regulatory authorities at select sites and has extracted the date of the report, groundwater flow direction as determined hydrogeologically, and the depth to water table.

MAP ID	LOCATION FROM TP	GENERAL DIRECTION GROUNDWATER FLOW
Not Reported		

* ©1996 Site--specific hydrogeological data gathered by CERCLIS Alerts, Inc., Bainbridge Island, WA. All rights reserved. All of the information and opinions presented are those of the cited EPA report(s), which were completed under a Comprehensive Environmental Response Compensation and Liability Information System (CERCLIS) investigation.

GEOCHECK® - PHYSICAL SETTING SOURCE SUMMARY

GROUNDWATER FLOW VELOCITY INFORMATION

Groundwater flow velocity information for a particular site is best determined by a qualified environmental professional using site specific geologic and soil strata data. If such data are not reasonably ascertainable, it may be necessary to rely on other sources of information, including geologic age identification, rock stratigraphic unit and soil characteristics data collected on nearby properties and regional soil information. In general, contaminant plumes move more quickly through sandy-gravelly types of soils than silty-clayey types of soils.

GEOLOGIC INFORMATION IN GENERAL AREA OF TARGET PROPERTY

Geologic information can be used by the environmental professional in forming an opinion about the relative speed at which contaminant migration may be occurring.

ROCK STRATIGRAPHIC UNIT

Era:	Cenozoic
System:	Quaternary
Series:	Quaternary
Code:	Q *(decoded above as Era, System & Series)*

GEOLOGIC AGE IDENTIFICATION

Category: Stratifed Sequence

Geologic Age and Rock Stratigraphic Unit Source: P.G. Schruben, R.E. Arndt and W.J. Bawiec, Geology of the Conterminous U.S. at 1:2,500,000 Scale - a digital representation of the 1974 P.B. King and H.M. Beikman Map, USGS Digital Data Series DDS - 11 (1994).

SSURGO SOIL MAP - 6306680.2s

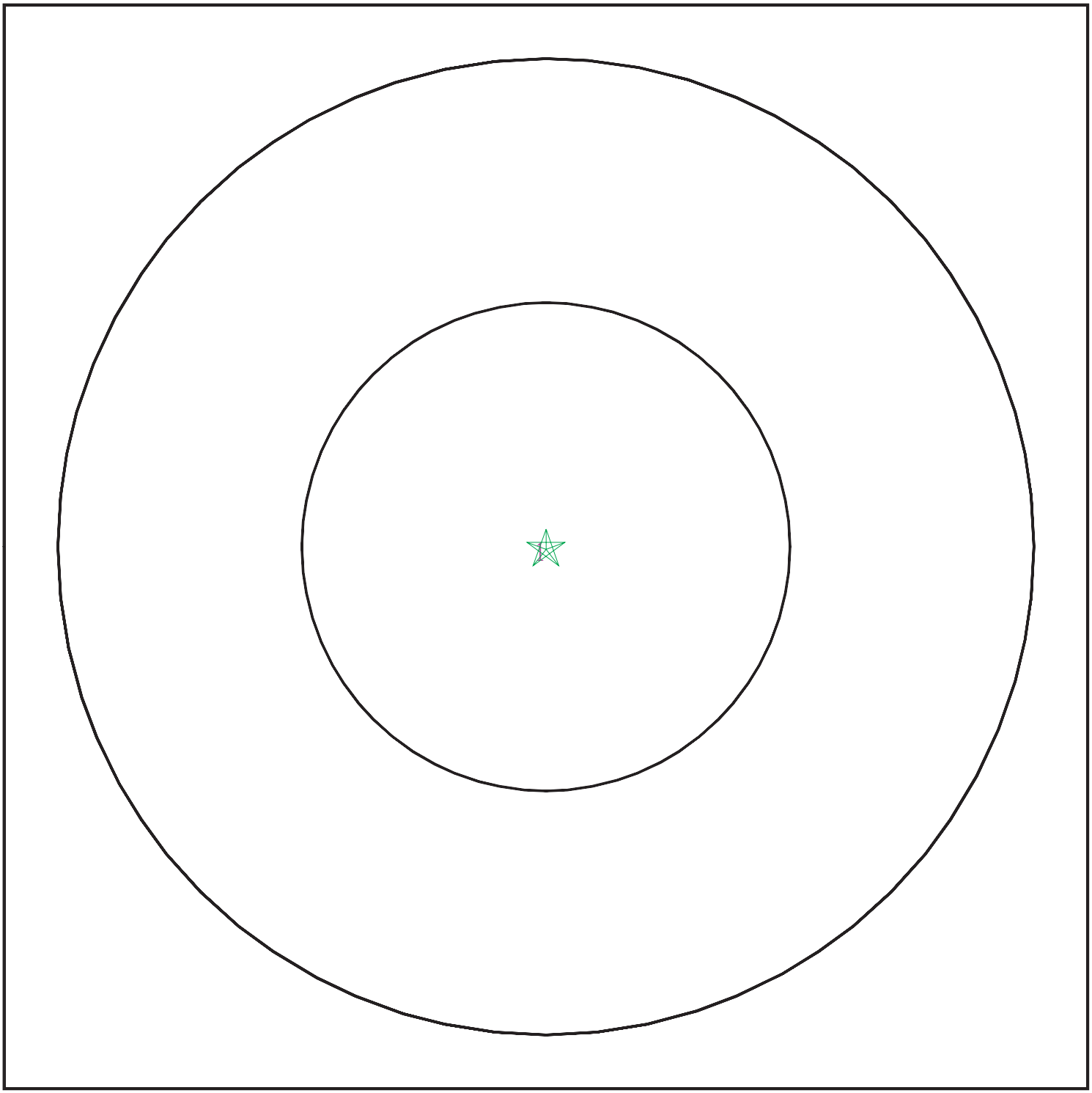

Target Property

SSURGO Soil

Water

0 1/16 1/8 1/4 Miles

N

SITE NAME:	Sierra & Windflower	CLIENT:	Hazard Management Consulting
ADDRESS:	Sierra Avenue & Wildflower Fontana CA 92336	CONTACT:	Mark
		INQUIRY #:	6306680.2s
LAT/LONG:	34.14604 / 117.433784	DATE:	December 17, 2020 8:09 pm

Copyright © 2020 EDR, Inc. © 2015 TomTom Rel. 2015.

GEOCHECK® - PHYSICAL SETTING SOURCE SUMMARY

DOMINANT SOIL COMPOSITION IN GENERAL AREA OF TARGET PROPERTY

The U.S. Department of Agriculture's (USDA) Soil Conservation Service (SCS) leads the National Cooperative Soil Survey (NCSS) and is responsible for collecting, storing, maintaining and distributing soil survey information for privately owned lands in the United States. A soil map in a soil survey is a representation of soil patterns in a landscape. The following information is based on Soil Conservation Service SSURGO data.

Soil Map ID: 1

Soil Component Name: SOBOBA

Soil Surface Texture: gravelly loamy sand

Hydrologic Group: Class A - High infiltration rates. Soils are deep, well drained to excessively drained sands and gravels.

Soil Drainage Class: Excessively drained

Hydric Status: Not hydric

Corrosion Potential - Uncoated Steel: Moderate

Depth to Bedrock Min: > 0 inches

Depth to Watertable Min: > 0 inches

Soil Layer Information							
	Boundary			Classification		Saturated hydraulic conductivity micro m/sec	Soil Reaction (pH)
Layer	Upper	Lower	Soil Texture Class	AASHTO Group	Unified Soil		
1	0 inches	11 inches	gravelly loamy sand	Granular materials (35 pct. or less passing No. 200), Stone Fragments, Gravel and Sand.	COARSE-GRAINED SOILS, Sands, Clean Sands, Poorly graded sand.	Max: 141 Min: 141	Max: 7.3 Min: 6.6
2	11 inches	35 inches	very gravelly loamy sand	Granular materials (35 pct. or less passing No. 200), Stone Fragments, Gravel and Sand.	COARSE-GRAINED SOILS, Sands, Clean Sands, Poorly graded sand.	Max: 141 Min: 141	Max: 7.3 Min: 6.6
3	35 inches	59 inches	very stony sand	Granular materials (35 pct. or less passing No. 200), Stone Fragments, Gravel and Sand.	COARSE-GRAINED SOILS, Sands, Clean Sands, Poorly graded sand.	Max: 141 Min: 141	Max: 7.3 Min: 6.6

GEOCHECK® - PHYSICAL SETTING SOURCE SUMMARY

LOCAL / REGIONAL WATER AGENCY RECORDS

EDR Local/Regional Water Agency records provide water well information to assist the environmental professional in assessing sources that may impact ground water flow direction, and in forming an opinion about the impact of contaminant migration on nearby drinking water wells.

WELL SEARCH DISTANCE INFORMATION

DATABASE	SEARCH DISTANCE (miles)
Federal USGS	1.000
Federal FRDS PWS	Nearest PWS within 1 mile
State Database	1.000

FEDERAL USGS WELL INFORMATION

MAP ID	WELL ID	LOCATION FROM TP
E24	USGS40000141876	1/2 - 1 Mile SSE
E27	USGS40000141870	1/2 - 1 Mile SSE
E28	USGS40000141871	1/2 - 1 Mile SSE
E29	USGS40000141872	1/2 - 1 Mile SSE
E30	USGS40000141869	1/2 - 1 Mile SSE
E31	USGS40000141868	1/2 - 1 Mile SSE
F37	USGS40000141833	1/2 - 1 Mile SSW

FEDERAL FRDS PUBLIC WATER SUPPLY SYSTEM INFORMATION

MAP ID	WELL ID	LOCATION FROM TP
No PWS System Found		

Note: PWS System location is not always the same as well location.

STATE DATABASE WELL INFORMATION

MAP ID	WELL ID	LOCATION FROM TP
1	CAEDF0000127866	1/4 - 1/2 Mile SSE
A2	CAEDF0000079480	1/4 - 1/2 Mile ESE
B3	CAEDF0000128912	1/4 - 1/2 Mile ENE
A4	CAEDF0000045228	1/4 - 1/2 Mile ESE
5	CAEDF0000061283	1/4 - 1/2 Mile SSE
B6	CAEDF0000059965	1/4 - 1/2 Mile NE
B7	CAEDF0000078311	1/4 - 1/2 Mile NE
8	CAEDF0000081710	1/2 - 1 Mile SE
9	CAEDF0000019435	1/2 - 1 Mile ESE
C10	CAEDF0000131298	1/2 - 1 Mile SSE
C11	CAEDF0000002334	1/2 - 1 Mile SSE
D12	CAEDF0000079620	1/2 - 1 Mile SSE
D13	CAEDF0000080238	1/2 - 1 Mile SSE
E14	CADWR8000007100	1/2 - 1 Mile SSE

STATE DATABASE WELL INFORMATION

MAP ID	WELL ID	LOCATION FROM TP
E15	CAEDF0000061886	1/2 - 1 Mile SSE
E16	CAEDF0000095741	1/2 - 1 Mile SSE
E17	CADWR8000007094	1/2 - 1 Mile SSE
E18	CADWR8000007095	1/2 - 1 Mile SSE
E19	CADWR8000007093	1/2 - 1 Mile SSE
E20	CADWR8000007096	1/2 - 1 Mile SSE
E21	CADWR8000007092	1/2 - 1 Mile SSE
E22	CAEDF0000065462	1/2 - 1 Mile SSE
E23	CAEDF0000112348	1/2 - 1 Mile SSE
E25	CAUSGSN00000783	1/2 - 1 Mile SSE
26	CAEDF0000008754	1/2 - 1 Mile ESE
E32	CAUSGSN00001409	1/2 - 1 Mile SSE
E33	CAUSGSN00000155	1/2 - 1 Mile SSE
E34	CAUSGSN00016644	1/2 - 1 Mile SSE
E35	CAUSGSN00017206	1/2 - 1 Mile SSE
36	CAEDF0000013499	1/2 - 1 Mile SE
F38	CAUSGSN00003260	1/2 - 1 Mile SSW
39	CADWR0000012257	1/2 - 1 Mile North
G40	CAUSGSN00006876	1/2 - 1 Mile ESE
G41	CAEDF0000005229	1/2 - 1 Mile ESE
G42	CAUSGSN00015241	1/2 - 1 Mile ESE
43	CAEDF0000131658	1/2 - 1 Mile SSE

PHYSICAL SETTING SOURCE MAP - 6306680.2s

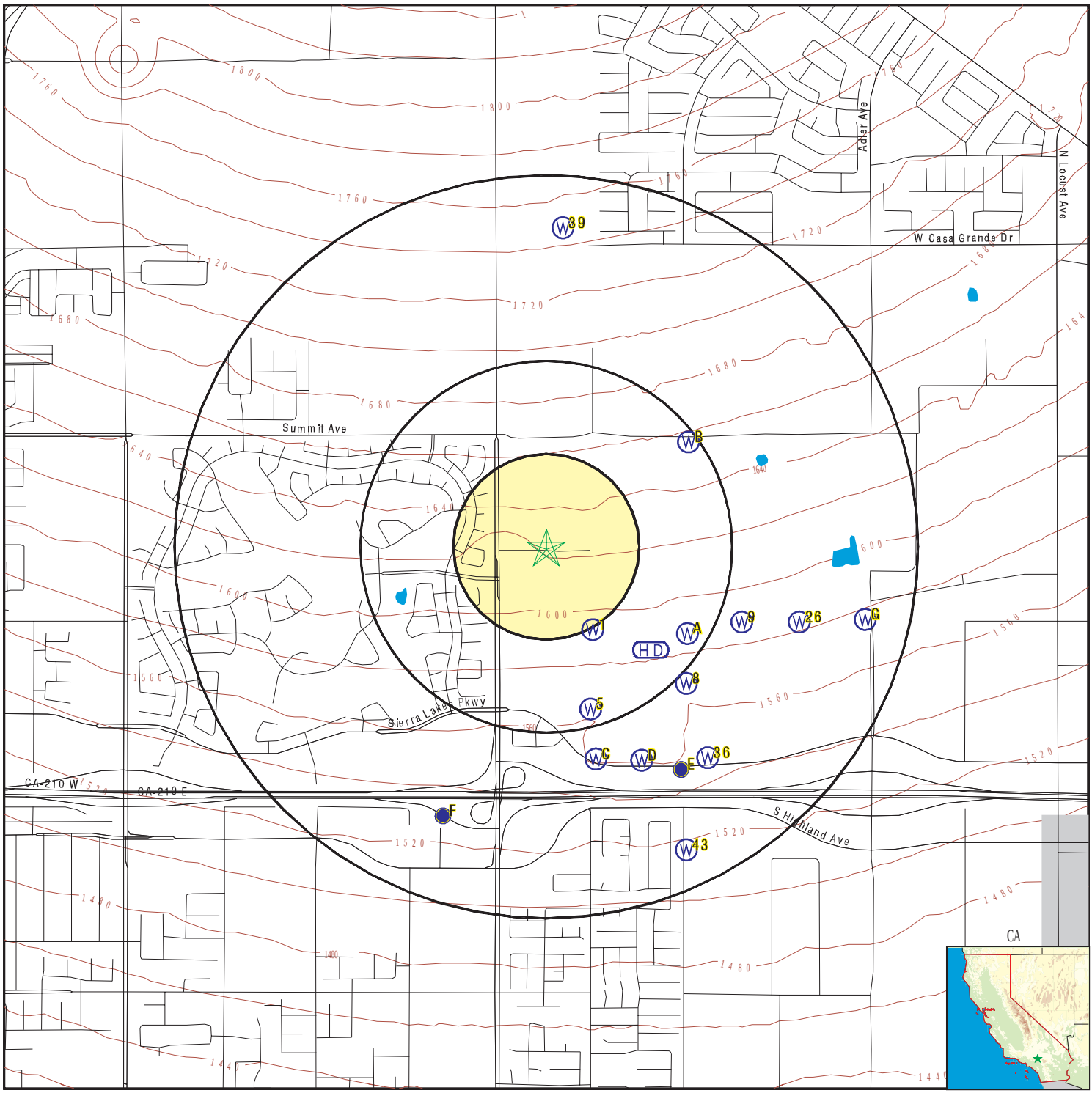

County Boundary
Major Roads
Contour Lines
Earthquake Fault Lines
Airports
Earthquake epicenter, Richter 5 or greater
Water Wells
Public Water Supply Wells
Cluster of Multiple Icons

0 1/4 1/2 1 Miles

Groundwater Flow Direction
GI Indeterminate Groundwater Flow at Location
GV Groundwater Flow Varies at Location
HD Closest Hydrogeological Data
Oil, gas or related wells

N

SITE NAME:	Sierra & Windflower	CLIENT:	Hazard Management Consulting
ADDRESS:	Sierra Avenue & Wildflower Fontana CA 92336	CONTACT:	Mark
		INQUIRY #:	6306680.2s
LAT/LONG:	34.14604 / 117.433784	DATE:	December 17, 2020 8:09 pm

Copyright © 2020 EDR, Inc. © 2015 TomTom Rel. 2015.

Map ID Direction Distance Elevation	Database	EDR ID Number
1 **SSE** **1/4 - 1/2 Mile** **Lower**	**CA WELLS**	**CAEDF0000127866**

Well ID:	L10002260603-F-8	Well Type:	MONITORING
Source:	EDF	Other Name:	F-8
GAMA PFAS Testing:	Not Reported		
Groundwater Quality Data:	https://gamagroundwater.waterboards.ca.gov/gama/gamamap/public/GamaDataDisplay.asp?dataset=EDF&samp_date=&global_id=L10002260603&assigned_name=F-8&store_num=		
GeoTracker Data:	https://geotracker.waterboards.ca.gov/profile_report.asp?cmd=MWEDFResults&global_id=L10002260603&assigned_name=F-8		

A2 **ESE** **1/4 - 1/2 Mile** **Lower**	**CA WELLS**	**CAEDF0000079480**

Well ID:	L10002260603-F-19	Well Type:	MONITORING
Source:	EDF	Other Name:	F-19
GAMA PFAS Testing:	Not Reported		
Groundwater Quality Data:	https://gamagroundwater.waterboards.ca.gov/gama/gamamap/public/GamaDataDisplay.asp?dataset=EDF&samp_date=&global_id=L10002260603&assigned_name=F-19&store_num=		
GeoTracker Data:	https://geotracker.waterboards.ca.gov/profile_report.asp?cmd=MWEDFResults&global_id=L10002260603&assigned_name=F-19		

B3 **ENE** **1/4 - 1/2 Mile** **Higher**	**CA WELLS**	**CAEDF0000128912**

Well ID:	L10002260603-FSW-3	Well Type:	MONITORING
Source:	EDF	Other Name:	FSW-3
GAMA PFAS Testing:	Not Reported		
Groundwater Quality Data:	https://gamagroundwater.waterboards.ca.gov/gama/gamamap/public/GamaDataDisplay.asp?dataset=EDF&samp_date=&global_id=L10002260603&assigned_name=FSW-3&store_num=		
GeoTracker Data:	https://geotracker.waterboards.ca.gov/profile_report.asp?cmd=MWEDFResults&global_id=L10002260603&assigned_name=FSW-3		

A4 **ESE** **1/4 - 1/2 Mile** **Lower**	**CA WELLS**	**CAEDF0000045228**

Well ID:	L10002260603-MID-VALLEY	Well Type:	MONITORING
Source:	EDF	Other Name:	MID-VALLEY
GAMA PFAS Testing:	Not Reported		
Groundwater Quality Data:	https://gamagroundwater.waterboards.ca.gov/gama/gamamap/public/GamaDataDisplay.asp?dataset=EDF&samp_date=&global_id=L10002260603&assigned_name=MID-VALLEY&store_num=		
GeoTracker Data:	https://geotracker.waterboards.ca.gov/profile_report.asp?cmd=MWEDFResults&global_id=L10002260603&assigned_name=MID-VALLEY		

Map ID Direction Distance Elevation	Database	EDR ID Number
5 **SSE** **1/4 - 1/2 Mile** **Lower**	**CA WELLS**	**CAEDF0000061283**

Well ID:	L10002260603-F-24	Well Type:	MONITORING
Source:	EDF	Other Name:	F-24
GAMA PFAS Testing:	Not Reported		
Groundwater Quality Data:	https://gamagroundwater.waterboards.ca.gov/gama/gamamap/public/GamaDataDisplay.asp?dataset=EDF&samp_date=&global_id=L10002260603&assigned_name=F-24&store_num=		
GeoTracker Data:	https://geotracker.waterboards.ca.gov/profile_report.asp?cmd=MWEDFResults&global_id=L10002260603&assigned_name=F-24		

B6 **NE** **1/4 - 1/2 Mile** **Higher**	**CA WELLS**	**CAEDF0000059965**

Well ID:	L10002260603-F-11	Well Type:	MONITORING
Source:	EDF	Other Name:	F-11
GAMA PFAS Testing:	Not Reported		
Groundwater Quality Data:	https://gamagroundwater.waterboards.ca.gov/gama/gamamap/public/GamaDataDisplay.asp?dataset=EDF&samp_date=&global_id=L10002260603&assigned_name=F-11&store_num=		
GeoTracker Data:	https://geotracker.waterboards.ca.gov/profile_report.asp?cmd=MWEDFResults&global_id=L10002260603&assigned_name=F-11		

B7 **NE** **1/4 - 1/2 Mile** **Higher**	**CA WELLS**	**CAEDF0000078311**

Well ID:	L10002260603-F-1	Well Type:	MONITORING
Source:	EDF	Other Name:	F-1
GAMA PFAS Testing:	Not Reported		
Groundwater Quality Data:	https://gamagroundwater.waterboards.ca.gov/gama/gamamap/public/GamaDataDisplay.asp?dataset=EDF&samp_date=&global_id=L10002260603&assigned_name=F-1&store_num=		
GeoTracker Data:	https://geotracker.waterboards.ca.gov/profile_report.asp?cmd=MWEDFResults&global_id=L10002260603&assigned_name=F-1		

---

8 **SE** **1/2 - 1 Mile** **Lower**	**CA WELLS**	**CAEDF0000081710**

Well ID:	L10002260603-F-7	Well Type:	MONITORING
Source:	EDF	Other Name:	F-7
GAMA PFAS Testing:	Not Reported		
Groundwater Quality Data:	https://gamagroundwater.waterboards.ca.gov/gama/gamamap/public/GamaDataDisplay.asp?dataset=EDF&samp_date=&global_id=L10002260603&assigned_name=F-7&store_num=		
GeoTracker Data:	https://geotracker.waterboards.ca.gov/profile_report.asp?cmd=MWEDFResults&global_id=L10002260603&assigned_name=F-7		

Map ID Direction Distance Elevation	Database	EDR ID Number
9 **ESE** **1/2 - 1 Mile** **Lower**	**CA WELLS**	**CAEDF0000019435**

Well ID:	L10002260603-F-10	Well Type:	MONITORING
Source:	EDF	Other Name:	F-10
GAMA PFAS Testing:	Not Reported		
Groundwater Quality Data:	https://gamagroundwater.waterboards.ca.gov/gama/gamamap/public/GamaDataDisplay.asp?dataset=EDF&samp_date=&global_id=L10002260603&assigned_name=F-10&store_num=		
GeoTracker Data:	https://geotracker.waterboards.ca.gov/profile_report.asp?cmd=MWEDFResults&global_id=L10002260603&assigned_name=F-10		

C10 **SSE** **1/2 - 1 Mile** **Lower**	**CA WELLS**	**CAEDF0000131298**

Well ID:	L10002260603-FSW-1	Well Type:	MONITORING
Source:	EDF	Other Name:	FSW-1
GAMA PFAS Testing:	Not Reported		
Groundwater Quality Data:	https://gamagroundwater.waterboards.ca.gov/gama/gamamap/public/GamaDataDisplay.asp?dataset=EDF&samp_date=&global_id=L10002260603&assigned_name=FSW-1&store_num=		
GeoTracker Data:	https://geotracker.waterboards.ca.gov/profile_report.asp?cmd=MWEDFResults&global_id=L10002260603&assigned_name=FSW-1		

C11 **SSE** **1/2 - 1 Mile** **Lower**	**CA WELLS**	**CAEDF0000002334**

Well ID:	L10002260603-F-15	Well Type:	MONITORING
Source:	EDF	Other Name:	F-15
GAMA PFAS Testing:	Not Reported		
Groundwater Quality Data:	https://gamagroundwater.waterboards.ca.gov/gama/gamamap/public/GamaDataDisplay.asp?dataset=EDF&samp_date=&global_id=L10002260603&assigned_name=F-15&store_num=		
GeoTracker Data:	https://geotracker.waterboards.ca.gov/profile_report.asp?cmd=MWEDFResults&global_id=L10002260603&assigned_name=F-15		

D12 **SSE** **1/2 - 1 Mile** **Lower**	**CA WELLS**	**CAEDF0000079620**

Well ID:	L10002260603-F-2A	Well Type:	MONITORING
Source:	EDF	Other Name:	F-2A
GAMA PFAS Testing:	Not Reported		
Groundwater Quality Data:	https://gamagroundwater.waterboards.ca.gov/gama/gamamap/public/GamaDataDisplay.asp?dataset=EDF&samp_date=&global_id=L10002260603&assigned_name=F-2A&store_num=		
GeoTracker Data:	https://geotracker.waterboards.ca.gov/profile_report.asp?cmd=MWEDFResults&global_id=L10002260603&assigned_name=F-2A		

Map ID Direction Distance Elevation	Database	EDR ID Number
D13 **SSE** **1/2 - 1 Mile** **Lower**	**CA WELLS**	**CAEDF0000080238**

Well ID:	L10002260603-F-2	Well Type:	MONITORING
Source:	EDF	Other Name:	F-2
GAMA PFAS Testing:	Not Reported		
Groundwater Quality Data:	https://gamagroundwater.waterboards.ca.gov/gama/gamamap/public/GamaDataDisplay.asp?dataset=EDF&samp_date=&global_id=L10002260603&assigned_name=F-2&store_num=		
GeoTracker Data:	https://geotracker.waterboards.ca.gov/profile_report.asp?cmd=MWEDFResults&global_id=L10002260603&assigned_name=F-2		

E14 **SSE** **1/2 - 1 Mile** **Lower**	**CA WELLS**	**CADWR8000007100**

State Well #:	01N05W29P001S	Station ID:	26767
Well Name:	Not Reported	Well Use:	Unknown
Well Type:	Unknown	Well Depth:	0
Basin Name:	Rialto-Colton	Well Completion Rpt #:	Not Reported

---

E15 **SSE** **1/2 - 1 Mile** **Lower**	**CA WELLS**	**CAEDF0000061886**

Well ID:	L10002260603-F-9	Well Type:	MONITORING
Source:	EDF	Other Name:	F-9
GAMA PFAS Testing:	Not Reported		
Groundwater Quality Data:	https://gamagroundwater.waterboards.ca.gov/gama/gamamap/public/GamaDataDisplay.asp?dataset=EDF&samp_date=&global_id=L10002260603&assigned_name=F-9&store_num=		
GeoTracker Data:	https://geotracker.waterboards.ca.gov/profile_report.asp?cmd=MWEDFResults&global_id=L10002260603&assigned_name=F-9		

E16 **SSE** **1/2 - 1 Mile** **Lower**	**CA WELLS**	**CAEDF0000095741**

Well ID:	L10002260603-F-5	Well Type:	MONITORING
Source:	EDF	Other Name:	F-5
GAMA PFAS Testing:	Not Reported		
Groundwater Quality Data:	https://gamagroundwater.waterboards.ca.gov/gama/gamamap/public/GamaDataDisplay.asp?dataset=EDF&samp_date=&global_id=L10002260603&assigned_name=F-5&store_num=		
GeoTracker Data:	https://geotracker.waterboards.ca.gov/profile_report.asp?cmd=MWEDFResults&global_id=L10002260603&assigned_name=F-5		

Map ID Direction Distance Elevation	Database	EDR ID Number
E17 **SSE** **1/2 - 1 Mile** **Lower**	**CA WELLS**	**CADWR8000007094**

State Well #:	01N05W29Q003S	Station ID:	3263
Well Name:	Not Reported	Well Use:	Unknown
Well Type:	Unknown	Well Depth:	0
Basin Name:	Rialto-Colton	Well Completion Rpt #:	Not Reported

E18 **SSE** **1/2 - 1 Mile** **Lower**	**CA WELLS**	**CADWR8000007095**

State Well #:	01N05W29Q004S	Station ID:	3264
Well Name:	Not Reported	Well Use:	Unknown
Well Type:	Unknown	Well Depth:	0
Basin Name:	Rialto-Colton	Well Completion Rpt #:	Not Reported

E19 **SSE** **1/2 - 1 Mile** **Lower**	**CA WELLS**	**CADWR8000007093**

State Well #:	01N05W29Q002S	Station ID:	26768
Well Name:	Not Reported	Well Use:	Unknown
Well Type:	Unknown	Well Depth:	0
Basin Name:	Rialto-Colton	Well Completion Rpt #:	Not Reported

E20 **SSE** **1/2 - 1 Mile** **Lower**	**CA WELLS**	**CADWR8000007096**

State Well #:	01N05W29Q005S	Station ID:	26769
Well Name:	Not Reported	Well Use:	Unknown
Well Type:	Unknown	Well Depth:	0
Basin Name:	Rialto-Colton	Well Completion Rpt #:	Not Reported

E21 **SSE** **1/2 - 1 Mile** **Lower**	**CA WELLS**	**CADWR8000007092**

State Well #:	01N05W29Q001S	Station ID:	37906
Well Name:	Not Reported	Well Use:	Unknown
Well Type:	Unknown	Well Depth:	0
Basin Name:	Rialto-Colton	Well Completion Rpt #:	Not Reported

Map ID Direction Distance Elevation	Database	EDR ID Number
E22 **SSE** **1/2 - 1 Mile** **Lower**	**CA WELLS**	**CAEDF0000065462**

Well ID:	L10002260603-INFLUENT	Well Type:	MONITORING
Source:	EDF	Other Name:	INFLUENT
GAMA PFAS Testing:	Not Reported		
Groundwater Quality Data:	https://gamagroundwater.waterboards.ca.gov/gama/gamamap/public/GamaDataDisplay.asp?dataset=EDF&samp_date=&global_id=L10002260603&assigned_name=INFLUENT&store_num=		
GeoTracker Data:	https://geotracker.waterboards.ca.gov/profile_report.asp?cmd=MWEDFResults&global_id=L10002260603&assigned_name=INFLUENT		

E23 **SSE** **1/2 - 1 Mile** **Lower**	**CA WELLS**	**CAEDF0000112348**

Well ID:	L10002260603-EFFLUENT	Well Type:	MONITORING
Source:	EDF	Other Name:	EFFLUENT
GAMA PFAS Testing:	Not Reported		
Groundwater Quality Data:	https://gamagroundwater.waterboards.ca.gov/gama/gamamap/public/GamaDataDisplay.asp?dataset=EDF&samp_date=&global_id=L10002260603&assigned_name=EFFLUENT&store_num=		
GeoTracker Data:	https://geotracker.waterboards.ca.gov/profile_report.asp?cmd=MWEDFResults&global_id=L10002260603&assigned_name=EFFLUENT		

E24 **SSE** **1/2 - 1 Mile** **Lower**	**FED USGS**	**USGS40000141876**

Organization ID:	USGS-CA		
Organization Name:	USGS California Water Science Center		
Monitor Location:	001N005W29P001S	Type:	Well
Description:	Not Reported	HUC:	18070203
Drainage Area:	Not Reported	Drainage Area Units:	Not Reported
Contrib Drainage Area:	Not Reported	Contrib Drainage Area Unts:	Not Reported
Aquifer:	California Coastal Basin aquifers		
Formation Type:	Not Reported	Aquifer Type:	Not Reported
Construction Date:	19880524	Well Depth:	349
Well Depth Units:	ft	Well Hole Depth:	350
Well Hole Depth Units:	ft		

Ground water levels,Number of Measurements:	1	Level reading date:	1994-03-04
Feet below surface:	320.44	Feet to sea level:	Not Reported
Note:	Not Reported		

E25 **SSE** **1/2 - 1 Mile** **Lower**	**CA WELLS**	**CAUSGSN00000783**

Well ID:	USGS-340815117253501	Well Type:	UNK
Source:	United States Geological Survey		

Other Name:	USGS-340815117253501	GAMA PFAS Testing:	Not Reported
Groundwater Quality Data:	https://gamagroundwater.waterboards.ca.gov/gama/gamamap/public/GamaDataDisplay.asp?dataset=USGSNEW&samp_date=&global_id=&assigned_name=USGS-340815117253501&store_num=		
GeoTracker Data:	Not Reported		

26
ESE
1/2 - 1 Mile
Lower

CA WELLS **CAEDF0000008754**

Well ID:	L10002260603-F-3	Well Type:	MONITORING
Source:	EDF	Other Name:	F-3
GAMA PFAS Testing:	Not Reported		
Groundwater Quality Data:	https://gamagroundwater.waterboards.ca.gov/gama/gamamap/public/GamaDataDisplay.asp?dataset=EDF&samp_date=&global_id=L10002260603&assigned_name=F-3&store_num=		
GeoTracker Data:	https://geotracker.waterboards.ca.gov/profile_report.asp?cmd=MWEDFResults&global_id=L10002260603&assigned_name=F-3		

E27
SSE
1/2 - 1 Mile
Lower

FED USGS **USGS40000141870**

Organization ID:	USGS-CA		
Organization Name:	USGS California Water Science Center		
Monitor Location:	001N005W29Q003S	Type:	Well
Description:	Not Reported	HUC:	18070203
Drainage Area:	Not Reported	Drainage Area Units:	Not Reported
Contrib Drainage Area:	Not Reported	Contrib Drainage Area Unts:	Not Reported
Aquifer:	California Coastal Basin aquifers		
Formation Type:	Not Reported	Aquifer Type:	Not Reported
Construction Date:	19931220	Well Depth:	660
Well Depth Units:	ft	Well Hole Depth:	1000
Well Hole Depth Units:	ft		

Ground water levels,Number of Measurements:	120	Level reading date:	2004-11-23
Feet below surface:	529.40	Feet to sea level:	Not Reported
Note:	Not Reported		
Level reading date:	2004-09-23	Feet below surface:	524.60
Feet to sea level:	Not Reported	Note:	Not Reported
Level reading date:	2004-08-24	Feet below surface:	524.28
Feet to sea level:	Not Reported	Note:	Not Reported
Level reading date:	2004-07-21	Feet below surface:	524.73
Feet to sea level:	Not Reported	Note:	Not Reported
Level reading date:	2004-06-29	Feet below surface:	523.74
Feet to sea level:	Not Reported	Note:	Not Reported
Level reading date:	2004-05-20	Feet below surface:	525.50
Feet to sea level:	Not Reported	Note:	Not Reported
Level reading date:	2004-05-19	Feet below surface:	525.28
Feet to sea level:	Not Reported	Note:	Not Reported

Level reading date:	2004-04-26	Feet below surface:	524.02
Feet to sea level:	Not Reported	Note:	Not Reported
Level reading date:	2004-03-23	Feet below surface:	522.40
Feet to sea level:	Not Reported	Note:	Not Reported
Level reading date:	2004-01-12	Feet below surface:	519.45
Feet to sea level:	Not Reported	Note:	Not Reported
Level reading date:	2003-08-21	Feet below surface:	519.98
Feet to sea level:	Not Reported	Note:	Not Reported
Level reading date:	2003-07-23	Feet below surface:	518.90
Feet to sea level:	Not Reported	Note:	Not Reported
Level reading date:	2003-06-23	Feet below surface:	517.30
Feet to sea level:	Not Reported	Note:	Not Reported
Level reading date:	2003-05-29	Feet below surface:	516.07
Feet to sea level:	Not Reported	Note:	Not Reported
Level reading date:	2003-04-17	Feet below surface:	514.69
Feet to sea level:	Not Reported	Note:	Not Reported
Level reading date:	2003-03-19	Feet below surface:	513.34
Feet to sea level:	Not Reported	Note:	Not Reported
Level reading date:	2003-02-24	Feet below surface:	512.94
Feet to sea level:	Not Reported	Note:	Not Reported
Level reading date:	2003-01-22	Feet below surface:	511.70
Feet to sea level:	Not Reported	Note:	Not Reported
Level reading date:	2002-12-19	Feet below surface:	510.98
Feet to sea level:	Not Reported	Note:	Not Reported
Level reading date:	2002-11-19	Feet below surface:	509.95
Feet to sea level:	Not Reported	Note:	Not Reported
Level reading date:	2002-10-09	Feet below surface:	508.90
Feet to sea level:	Not Reported	Note:	Not Reported
Level reading date:	2002-09-19	Feet below surface:	507.40
Feet to sea level:	Not Reported	Note:	Not Reported
Level reading date:	2002-08-15	Feet below surface:	505.50
Feet to sea level:	Not Reported	Note:	Not Reported
Level reading date:	2002-07-16	Feet below surface:	503.68
Feet to sea level:	Not Reported	Note:	Not Reported
Level reading date:	2002-06-18	Feet below surface:	501.80
Feet to sea level:	Not Reported	Note:	Not Reported
Level reading date:	2002-05-22	Feet below surface:	500.21
Feet to sea level:	Not Reported	Note:	Not Reported
Level reading date:	2002-04-19	Feet below surface:	498.75
Feet to sea level:	Not Reported	Note:	Not Reported
Level reading date:	2002-03-21	Feet below surface:	497.29
Feet to sea level:	Not Reported	Note:	Not Reported

Level reading date:	2002-02-21	Feet below surface:	496.27
Feet to sea level:	Not Reported	Note:	Not Reported
Level reading date:	2002-01-17	Feet below surface:	495.59
Feet to sea level:	Not Reported	Note:	Not Reported
Level reading date:	2001-11-30	Feet below surface:	494.48
Feet to sea level:	Not Reported	Note:	Not Reported
Level reading date:	2001-10-16	Feet below surface:	493.91
Feet to sea level:	Not Reported	Note:	Not Reported
Level reading date:	2001-09-19	Feet below surface:	492.63
Feet to sea level:	Not Reported	Note:	Not Reported
Level reading date:	2001-08-23	Feet below surface:	492.38
Feet to sea level:	Not Reported	Note:	Not Reported
Level reading date:	2001-07-09	Feet below surface:	489.55
Feet to sea level:	Not Reported	Note:	Not Reported
Level reading date:	2001-06-13	Feet below surface:	488.13
Feet to sea level:	Not Reported	Note:	Not Reported
Level reading date:	2001-05-24	Feet below surface:	486.87
Feet to sea level:	Not Reported	Note:	Not Reported
Level reading date:	2001-04-10	Feet below surface:	481.71
Feet to sea level:	Not Reported	Note:	Not Reported
Level reading date:	2001-03-16	Feet below surface:	481.79
Feet to sea level:	Not Reported	Note:	Not Reported
Level reading date:	2001-02-22	Feet below surface:	485.88
Feet to sea level:	Not Reported	Note:	Not Reported
Level reading date:	2001-01-24	Feet below surface:	484.22
Feet to sea level:	Not Reported	Note:	Not Reported
Level reading date:	2000-12-18	Feet below surface:	482.09
Feet to sea level:	Not Reported	Note:	Not Reported
Level reading date:	2000-11-27	Feet below surface:	482.32
Feet to sea level:	Not Reported	Note:	Not Reported
Level reading date:	2000-10-18	Feet below surface:	482.17
Feet to sea level:	Not Reported	Note:	Not Reported
Level reading date:	2000-09-14	Feet below surface:	481.74
Feet to sea level:	Not Reported	Note:	Not Reported
Level reading date:	2000-08-15	Feet below surface:	481.05
Feet to sea level:	Not Reported	Note:	Not Reported
Level reading date:	2000-07-17	Feet below surface:	480.14
Feet to sea level:	Not Reported	Note:	Not Reported
Level reading date:	2000-06-12	Feet below surface:	478.66
Feet to sea level:	Not Reported	Note:	Not Reported
Level reading date:	2000-05-17	Feet below surface:	477.52
Feet to sea level:	Not Reported	Note:	Not Reported

Level reading date:	2000-04-19	Feet below surface:	476.70
Feet to sea level:	Not Reported	Note:	Not Reported
Level reading date:	2000-03-13	Feet below surface:	475.33
Feet to sea level:	Not Reported	Note:	Not Reported
Level reading date:	2000-02-17	Feet below surface:	478.02
Feet to sea level:	Not Reported	Note:	Not Reported
Level reading date:	2000-01-19	Feet below surface:	479.39
Feet to sea level:	Not Reported	Note:	Not Reported
Level reading date:	1999-12-17	Feet below surface:	479.73
Feet to sea level:	Not Reported	Note:	Not Reported
Level reading date:	1999-11-04	Feet below surface:	480.10
Feet to sea level:	Not Reported	Note:	Not Reported
Level reading date:	1999-10-05	Feet below surface:	479.59
Feet to sea level:	Not Reported	Note:	Not Reported
Level reading date:	1999-09-14	Feet below surface:	479.42
Feet to sea level:	Not Reported	Note:	Not Reported
Level reading date:	1999-08-18	Feet below surface:	478.96
Feet to sea level:	Not Reported	Note:	Not Reported
Level reading date:	1999-07-20	Feet below surface:	478.49
Feet to sea level:	Not Reported	Note:	Not Reported
Level reading date:	1999-06-21	Feet below surface:	477.92
Feet to sea level:	Not Reported	Note:	Not Reported
Level reading date:	1999-05-25	Feet below surface:	477.56
Feet to sea level:	Not Reported	Note:	Not Reported
Level reading date:	1999-04-19	Feet below surface:	477.22
Feet to sea level:	Not Reported	Note:	Not Reported
Level reading date:	1999-03-11	Feet below surface:	478.59
Feet to sea level:	Not Reported	Note:	Not Reported
Level reading date:	1999-02-16	Feet below surface:	478.90
Feet to sea level:	Not Reported	Note:	Not Reported
Level reading date:	1999-01-11	Feet below surface:	480.92
Feet to sea level:	Not Reported	Note:	Not Reported
Level reading date:	1998-12-15	Feet below surface:	481.72
Feet to sea level:	Not Reported	Note:	Not Reported
Level reading date:	1998-11-05	Feet below surface:	482.89
Feet to sea level:	Not Reported	Note:	Not Reported
Level reading date:	1998-10-06	Feet below surface:	483.71
Feet to sea level:	Not Reported	Note:	Not Reported
Level reading date:	1998-09-16	Feet below surface:	483.82
Feet to sea level:	Not Reported	Note:	Not Reported
Level reading date:	1998-08-14	Feet below surface:	483.98
Feet to sea level:	Not Reported	Note:	Not Reported

Level reading date:	1998-07-16	Feet below surface:	483.79
Feet to sea level:	Not Reported	Note:	Not Reported
Level reading date:	1998-06-18	Feet below surface:	483.61
Feet to sea level:	Not Reported	Note:	Not Reported
Level reading date:	1998-05-05	Feet below surface:	483.78
Feet to sea level:	Not Reported	Note:	Not Reported
Level reading date:	1998-04-03	Feet below surface:	483.22
Feet to sea level:	Not Reported	Note:	Not Reported
Level reading date:	1998-03-04	Feet below surface:	484.78
Feet to sea level:	Not Reported	Note:	Not Reported
Level reading date:	1998-02-10	Feet below surface:	485.32
Feet to sea level:	Not Reported	Note:	Not Reported
Level reading date:	1998-01-06	Feet below surface:	485.82
Feet to sea level:	Not Reported	Note:	Not Reported
Level reading date:	1997-12-03	Feet below surface:	486.38
Feet to sea level:	Not Reported	Note:	Not Reported
Level reading date:	1997-11-05	Feet below surface:	486.99
Feet to sea level:	Not Reported	Note:	Not Reported
Level reading date:	1997-10-03	Feet below surface:	486.64
Feet to sea level:	Not Reported	Note:	Not Reported
Level reading date:	1997-09-10	Feet below surface:	486.49
Feet to sea level:	Not Reported	Note:	Not Reported
Level reading date:	1997-09-04	Feet below surface:	486.45
Feet to sea level:	Not Reported	Note:	Not Reported
Level reading date:	1997-08-08	Feet below surface:	486.00
Feet to sea level:	Not Reported	Note:	Not Reported
Level reading date:	1997-07-08	Feet below surface:	485.43
Feet to sea level:	Not Reported	Note:	Not Reported
Level reading date:	1997-06-19	Feet below surface:	485.12
Feet to sea level:	Not Reported	Note:	Not Reported
Level reading date:	1997-05-08	Feet below surface:	483.49
Feet to sea level:	Not Reported	Note:	Not Reported
Level reading date:	1997-04-10	Feet below surface:	484.25
Feet to sea level:	Not Reported	Note:	Not Reported
Level reading date:	1997-03-12	Feet below surface:	484.89
Feet to sea level:	Not Reported	Note:	Not Reported
Level reading date:	1997-02-13	Feet below surface:	485.63
Feet to sea level:	Not Reported	Note:	Not Reported
Level reading date:	1997-01-16	Feet below surface:	487.25
Feet to sea level:	Not Reported	Note:	Not Reported
Level reading date:	1996-12-18	Feet below surface:	489.32
Feet to sea level:	Not Reported	Note:	Not Reported

Level reading date:	1996-11-05	Feet below surface:	489.03
Feet to sea level:	Not Reported	Note:	Not Reported
Level reading date:	1996-10-03	Feet below surface:	487.23
Feet to sea level:	Not Reported	Note:	Not Reported
Level reading date:	1996-09-11	Feet below surface:	487.28
Feet to sea level:	Not Reported	Note:	Not Reported
Level reading date:	1996-08-14	Feet below surface:	487.40
Feet to sea level:	Not Reported	Note:	Not Reported
Level reading date:	1996-07-16	Feet below surface:	487.60
Feet to sea level:	Not Reported	Note:	Not Reported
Level reading date:	1996-06-18	Feet below surface:	489.16
Feet to sea level:	Not Reported	Note:	Not Reported
Level reading date:	1996-05-02	Feet below surface:	489.40
Feet to sea level:	Not Reported	Note:	Not Reported
Level reading date:	1996-04-01	Feet below surface:	488.05
Feet to sea level:	Not Reported	Note:	Not Reported
Level reading date:	1996-03-07	Feet below surface:	488.92
Feet to sea level:	Not Reported	Note:	Not Reported
Level reading date:	1996-02-15	Feet below surface:	489.44
Feet to sea level:	Not Reported	Note:	Not Reported
Level reading date:	1996-01-29	Feet below surface:	486.26
Feet to sea level:	Not Reported	Note:	Not Reported
Level reading date:	1996-01-05	Feet below surface:	479.55
Feet to sea level:	Not Reported	Note:	Not Reported
Level reading date:	1995-12-11	Feet below surface:	490.54
Feet to sea level:	Not Reported	Note:	Not Reported
Level reading date:	1995-11-07	Feet below surface:	490.95
Feet to sea level:	Not Reported	Note:	Not Reported
Level reading date:	1995-10-11	Feet below surface:	490.77
Feet to sea level:	Not Reported	Note:	Not Reported
Level reading date:	1995-09-21	Feet below surface:	488.63
Feet to sea level:	Not Reported	Note:	Not Reported
Level reading date:	1995-08-03	Feet below surface:	488.38
Feet to sea level:	Not Reported	Note:	Not Reported
Level reading date:	1995-07-05	Feet below surface:	486.68
Feet to sea level:	Not Reported	Note:	Not Reported
Level reading date:	1995-06-15	Feet below surface:	484.73
Feet to sea level:	Not Reported	Note:	Not Reported
Level reading date:	1995-05-16	Feet below surface:	444.36
Feet to sea level:	Not Reported	Note:	Not Reported
Level reading date:	1995-04-17	Feet below surface:	342.71
Feet to sea level:	Not Reported	Note:	Not Reported

Level reading date:	1995-03-02	Feet below surface:	422.18
Feet to sea level:	Not Reported	Note:	Not Reported
Level reading date:	1995-02-16	Feet below surface:	487.84
Feet to sea level:	Not Reported	Note:	Not Reported
Level reading date:	1995-02-07	Feet below surface:	487.78
Feet to sea level:	Not Reported	Note:	Not Reported
Level reading date:	1994-12-29	Feet below surface:	490.17
Feet to sea level:	Not Reported	Note:	Not Reported
Level reading date:	1994-11-01	Feet below surface:	492.46
Feet to sea level:	Not Reported	Note:	Not Reported
Level reading date:	1994-06-21	Feet below surface:	493.40
Feet to sea level:	Not Reported	Note:	Not Reported
Level reading date:	1994-05-05	Feet below surface:	495.70
Feet to sea level:	Not Reported	Note:	Not Reported
Level reading date:	1994-01-07	Feet below surface:	495.42
Feet to sea level:	Not Reported	Note:	Not Reported

E28
SSE **FED USGS** **USGS40000141871**
1/2 - 1 Mile
Lower

Organization ID:	USGS-CA		
Organization Name:	USGS California Water Science Center		
Monitor Location:	001N005W29Q004S	Type:	Well
Description:	Not Reported	HUC:	18070203
Drainage Area:	Not Reported	Drainage Area Units:	Not Reported
Contrib Drainage Area:	Not Reported	Contrib Drainage Area Unts:	Not Reported
Aquifer:	California Coastal Basin aquifers		
Formation Type:	Not Reported	Aquifer Type:	Not Reported
Construction Date:	19931221	Well Depth:	550
Well Depth Units:	ft	Well Hole Depth:	1000
Well Hole Depth Units:	ft		

Ground water levels,Number of Measurements:	120	Level reading date:	2004-11-23
Feet below surface:	Not Reported	Feet to sea level:	Not Reported
Note:	The site was dry (no water level recorded).		
Level reading date:	2004-09-23	Feet below surface:	Not Reported
Feet to sea level:	Not Reported		
Note:	The site was dry (no water level recorded).		
Level reading date:	2004-08-24	Feet below surface:	Not Reported
Feet to sea level:	Not Reported		
Note:	The site was dry (no water level recorded).		
Level reading date:	2004-07-21	Feet below surface:	Not Reported
Feet to sea level:	Not Reported		
Note:	The site was dry (no water level recorded).		
Level reading date:	2004-06-24	Feet below surface:	Not Reported
Feet to sea level:	Not Reported		
Note:	The site was dry (no water level recorded).		

Level reading date:	2004-04-24	Feet below surface:	Not Reported
Feet to sea level:	Not Reported		
Note:	The site was dry (no water level recorded).		
Level reading date:	2004-03-23	Feet below surface:	Not Reported
Feet to sea level:	Not Reported		
Note:	The site was dry (no water level recorded).		
Level reading date:	2004-01-12	Feet below surface:	Not Reported
Feet to sea level:	Not Reported		
Note:	The site was dry (no water level recorded).		
Level reading date:	2003-08-21	Feet below surface:	496.05
Feet to sea level:	Not Reported	Note:	Not Reported
Level reading date:	2003-07-23	Feet below surface:	495.71
Feet to sea level:	Not Reported	Note:	Not Reported
Level reading date:	2003-06-23	Feet below surface:	495.00
Feet to sea level:	Not Reported	Note:	Not Reported
Level reading date:	2003-06-05	Feet below surface:	494.35
Feet to sea level:	Not Reported	Note:	Not Reported
Level reading date:	2003-05-29	Feet below surface:	494.38
Feet to sea level:	Not Reported	Note:	Not Reported
Level reading date:	2003-04-17	Feet below surface:	493.32
Feet to sea level:	Not Reported	Note:	Not Reported
Level reading date:	2003-03-19	Feet below surface:	492.60
Feet to sea level:	Not Reported	Note:	Not Reported
Level reading date:	2003-02-24	Feet below surface:	492.04
Feet to sea level:	Not Reported	Note:	Not Reported
Level reading date:	2003-01-22	Feet below surface:	490.93
Feet to sea level:	Not Reported	Note:	Not Reported
Level reading date:	2002-12-19	Feet below surface:	489.86
Feet to sea level:	Not Reported	Note:	Not Reported
Level reading date:	2002-11-19	Feet below surface:	489.22
Feet to sea level:	Not Reported	Note:	Not Reported
Level reading date:	2002-10-09	Feet below surface:	488.50
Feet to sea level:	Not Reported	Note:	Not Reported
Level reading date:	2002-09-19	Feet below surface:	488.05
Feet to sea level:	Not Reported	Note:	Not Reported
Level reading date:	2002-08-15	Feet below surface:	487.27
Feet to sea level:	Not Reported	Note:	Not Reported
Level reading date:	2002-07-16	Feet below surface:	486.30
Feet to sea level:	Not Reported	Note:	Not Reported
Level reading date:	2002-06-18	Feet below surface:	485.63
Feet to sea level:	Not Reported	Note:	Not Reported
Level reading date:	2002-05-22	Feet below surface:	484.98
Feet to sea level:	Not Reported	Note:	Not Reported

Level reading date:	2002-04-19	Feet below surface:	484.34
Feet to sea level:	Not Reported	Note:	Not Reported
Level reading date:	2002-03-21	Feet below surface:	483.87
Feet to sea level:	Not Reported	Note:	Not Reported
Level reading date:	2002-02-21	Feet below surface:	483.49
Feet to sea level:	Not Reported	Note:	Not Reported
Level reading date:	2002-01-17	Feet below surface:	483.06
Feet to sea level:	Not Reported	Note:	Not Reported
Level reading date:	2001-11-30	Feet below surface:	482.50
Feet to sea level:	Not Reported	Note:	Not Reported
Level reading date:	2001-10-16	Feet below surface:	481.93
Feet to sea level:	Not Reported	Note:	Not Reported
Level reading date:	2001-09-19	Feet below surface:	481.65
Feet to sea level:	Not Reported	Note:	Not Reported
Level reading date:	2001-08-23	Feet below surface:	481.36
Feet to sea level:	Not Reported	Note:	Not Reported
Level reading date:	2001-07-09	Feet below surface:	481.00
Feet to sea level:	Not Reported	Note:	Not Reported
Level reading date:	2001-06-13	Feet below surface:	480.73
Feet to sea level:	Not Reported	Note:	Not Reported
Level reading date:	2001-05-24	Feet below surface:	480.42
Feet to sea level:	Not Reported	Note:	Not Reported
Level reading date:	2001-04-10	Feet below surface:	479.95
Feet to sea level:	Not Reported	Note:	Not Reported
Level reading date:	2001-03-16	Feet below surface:	479.86
Feet to sea level:	Not Reported	Note:	Not Reported
Level reading date:	2001-02-22	Feet below surface:	479.73
Feet to sea level:	Not Reported	Note:	Not Reported
Level reading date:	2001-01-24	Feet below surface:	479.24
Feet to sea level:	Not Reported	Note:	Not Reported
Level reading date:	2000-12-18	Feet below surface:	478.81
Feet to sea level:	Not Reported	Note:	Not Reported
Level reading date:	2000-11-27	Feet below surface:	478.51
Feet to sea level:	Not Reported	Note:	Not Reported
Level reading date:	2000-10-18	Feet below surface:	478.10
Feet to sea level:	Not Reported	Note:	Not Reported
Level reading date:	2000-09-14	Feet below surface:	477.67
Feet to sea level:	Not Reported	Note:	Not Reported
Level reading date:	2000-08-15	Feet below surface:	477.26
Feet to sea level:	Not Reported	Note:	Not Reported
Level reading date:	2000-07-17	Feet below surface:	476.89
Feet to sea level:	Not Reported	Note:	Not Reported

Level reading date:	2000-06-12	Feet below surface:	476.61
Feet to sea level:	Not Reported	Note:	Not Reported
Level reading date:	2000-05-17	Feet below surface:	476.50
Feet to sea level:	Not Reported	Note:	Not Reported
Level reading date:	2000-04-19	Feet below surface:	476.51
Feet to sea level:	Not Reported	Note:	Not Reported
Level reading date:	2000-03-13	Feet below surface:	477.31
Feet to sea level:	Not Reported	Note:	Not Reported
Level reading date:	2000-02-17	Feet below surface:	478.19
Feet to sea level:	Not Reported	Note:	Not Reported
Level reading date:	2000-01-19	Feet below surface:	478.34
Feet to sea level:	Not Reported	Note:	Not Reported
Level reading date:	1999-12-17	Feet below surface:	478.24
Feet to sea level:	Not Reported	Note:	Not Reported
Level reading date:	1999-11-04	Feet below surface:	477.79
Feet to sea level:	Not Reported	Note:	Not Reported
Level reading date:	1999-10-05	Feet below surface:	477.82
Feet to sea level:	Not Reported	Note:	Not Reported
Level reading date:	1999-09-14	Feet below surface:	477.83
Feet to sea level:	Not Reported	Note:	Not Reported
Level reading date:	1999-08-18	Feet below surface:	477.74
Feet to sea level:	Not Reported	Note:	Not Reported
Level reading date:	1999-07-20	Feet below surface:	477.60
Feet to sea level:	Not Reported	Note:	Not Reported
Level reading date:	1999-06-21	Feet below surface:	477.70
Feet to sea level:	Not Reported	Note:	Not Reported
Level reading date:	1999-05-25	Feet below surface:	477.89
Feet to sea level:	Not Reported	Note:	Not Reported
Level reading date:	1999-04-19	Feet below surface:	478.69
Feet to sea level:	Not Reported	Note:	Not Reported
Level reading date:	1999-03-11	Feet below surface:	479.97
Feet to sea level:	Not Reported	Note:	Not Reported
Level reading date:	1999-02-16	Feet below surface:	480.73
Feet to sea level:	Not Reported	Note:	Not Reported
Level reading date:	1999-01-11	Feet below surface:	481.79
Feet to sea level:	Not Reported	Note:	Not Reported
Level reading date:	1998-12-15	Feet below surface:	482.43
Feet to sea level:	Not Reported	Note:	Not Reported
Level reading date:	1998-11-05	Feet below surface:	482.91
Feet to sea level:	Not Reported	Note:	Not Reported
Level reading date:	1998-10-06	Feet below surface:	483.30
Feet to sea level:	Not Reported	Note:	Not Reported

Level reading date:	1998-09-16	Feet below surface:	483.32
Feet to sea level:	Not Reported	Note:	Not Reported
Level reading date:	1998-08-14	Feet below surface:	483.42
Feet to sea level:	Not Reported	Note:	Not Reported
Level reading date:	1998-07-16	Feet below surface:	483.50
Feet to sea level:	Not Reported	Note:	Not Reported
Level reading date:	1998-06-18	Feet below surface:	483.59
Feet to sea level:	Not Reported	Note:	Not Reported
Level reading date:	1998-05-05	Feet below surface:	484.01
Feet to sea level:	Not Reported	Note:	Not Reported
Level reading date:	1998-04-03	Feet below surface:	484.55
Feet to sea level:	Not Reported	Note:	Not Reported
Level reading date:	1998-03-04	Feet below surface:	485.08
Feet to sea level:	Not Reported	Note:	Not Reported
Level reading date:	1998-02-10	Feet below surface:	485.28
Feet to sea level:	Not Reported	Note:	Not Reported
Level reading date:	1998-01-06	Feet below surface:	485.54
Feet to sea level:	Not Reported	Note:	Not Reported
Level reading date:	1997-12-03	Feet below surface:	485.57
Feet to sea level:	Not Reported	Note:	Not Reported
Level reading date:	1997-11-05	Feet below surface:	485.00
Feet to sea level:	Not Reported	Note:	Not Reported
Level reading date:	1997-10-03	Feet below surface:	484.79
Feet to sea level:	Not Reported	Note:	Not Reported
Level reading date:	1997-09-10	Feet below surface:	484.71
Feet to sea level:	Not Reported	Note:	Not Reported
Level reading date:	1997-09-04	Feet below surface:	484.65
Feet to sea level:	Not Reported	Note:	Not Reported
Level reading date:	1997-08-08	Feet below surface:	484.57
Feet to sea level:	Not Reported	Note:	Not Reported
Level reading date:	1997-07-08	Feet below surface:	484.50
Feet to sea level:	Not Reported	Note:	Not Reported
Level reading date:	1997-06-19	Feet below surface:	484.48
Feet to sea level:	Not Reported	Note:	Not Reported
Level reading date:	1997-05-08	Feet below surface:	485.32
Feet to sea level:	Not Reported	Note:	Not Reported
Level reading date:	1997-04-11	Feet below surface:	485.29
Feet to sea level:	Not Reported	Note:	Not Reported
Level reading date:	1997-03-12	Feet below surface:	485.63
Feet to sea level:	Not Reported	Note:	Not Reported
Level reading date:	1997-02-13	Feet below surface:	485.77
Feet to sea level:	Not Reported	Note:	Not Reported

Level reading date:	1997-01-16	Feet below surface:	485.77
Feet to sea level:	Not Reported	Note:	Not Reported
Level reading date:	1996-12-18	Feet below surface:	485.69
Feet to sea level:	Not Reported	Note:	Not Reported
Level reading date:	1996-11-05	Feet below surface:	485.56
Feet to sea level:	Not Reported	Note:	Not Reported
Level reading date:	1996-10-03	Feet below surface:	485.46
Feet to sea level:	Not Reported	Note:	Not Reported
Level reading date:	1996-09-11	Feet below surface:	485.43
Feet to sea level:	Not Reported	Note:	Not Reported
Level reading date:	1996-08-14	Feet below surface:	485.38
Feet to sea level:	Not Reported	Note:	Not Reported
Level reading date:	1996-07-16	Feet below surface:	485.34
Feet to sea level:	Not Reported	Note:	Not Reported
Level reading date:	1996-06-18	Feet below surface:	485.29
Feet to sea level:	Not Reported	Note:	Not Reported
Level reading date:	1996-05-02	Feet below surface:	485.09
Feet to sea level:	Not Reported	Note:	Not Reported
Level reading date:	1996-04-04	Feet below surface:	484.95
Feet to sea level:	Not Reported	Note:	Not Reported
Level reading date:	1996-04-01	Feet below surface:	484.91
Feet to sea level:	Not Reported	Note:	Not Reported
Level reading date:	1996-03-07	Feet below surface:	484.78
Feet to sea level:	Not Reported	Note:	Not Reported
Level reading date:	1996-02-15	Feet below surface:	484.62
Feet to sea level:	Not Reported	Note:	Not Reported
Level reading date:	1996-01-29	Feet below surface:	484.42
Feet to sea level:	Not Reported	Note:	Not Reported
Level reading date:	1996-01-05	Feet below surface:	477.30
Feet to sea level:	Not Reported	Note:	Not Reported
Level reading date:	1995-12-11	Feet below surface:	489.27
Feet to sea level:	Not Reported	Note:	Not Reported
Level reading date:	1995-11-07	Feet below surface:	489.22
Feet to sea level:	Not Reported	Note:	Not Reported
Level reading date:	1995-10-11	Feet below surface:	488.03
Feet to sea level:	Not Reported	Note:	Not Reported
Level reading date:	1995-09-21	Feet below surface:	487.93
Feet to sea level:	Not Reported	Note:	Not Reported
Level reading date:	1995-08-03	Feet below surface:	487.68
Feet to sea level:	Not Reported	Note:	Not Reported
Level reading date:	1995-07-05	Feet below surface:	486.55
Feet to sea level:	Not Reported	Note:	Not Reported

Level reading date:	1995-06-15	Feet below surface:	485.10
Feet to sea level:	Not Reported	Note:	Not Reported
Level reading date:	1995-05-16	Feet below surface:	443.68
Feet to sea level:	Not Reported	Note:	Not Reported
Level reading date:	1995-04-17	Feet below surface:	341.76
Feet to sea level:	Not Reported	Note:	Not Reported
Level reading date:	1995-03-02	Feet below surface:	417.61
Feet to sea level:	Not Reported	Note:	Not Reported
Level reading date:	1995-02-16	Feet below surface:	489.14
Feet to sea level:	Not Reported	Note:	Not Reported
Level reading date:	1995-02-07	Feet below surface:	489.02
Feet to sea level:	Not Reported	Note:	Not Reported
Level reading date:	1994-12-29	Feet below surface:	490.26
Feet to sea level:	Not Reported	Note:	Not Reported
Level reading date:	1994-11-01	Feet below surface:	492.82
Feet to sea level:	Not Reported	Note:	Not Reported
Level reading date:	1994-06-21	Feet below surface:	492.84
Feet to sea level:	Not Reported	Note:	Not Reported
Level reading date:	1994-05-05	Feet below surface:	491.33
Feet to sea level:	Not Reported	Note:	Not Reported
Level reading date:	1994-01-07	Feet below surface:	493.85
Feet to sea level:	Not Reported	Note:	Not Reported

E29
SSE **FED USGS** **USGS40000141872**
1/2 - 1 Mile
Lower

Organization ID:	USGS-CA		
Organization Name:	USGS California Water Science Center		
Monitor Location:	001N005W29Q005S	Type:	Well
Description:	Not Reported	HUC:	18070203
Drainage Area:	Not Reported	Drainage Area Units:	Not Reported
Contrib Drainage Area:	Not Reported	Contrib Drainage Area Unts:	Not Reported
Aquifer:	California Coastal Basin aquifers		
Formation Type:	Not Reported	Aquifer Type:	Not Reported
Construction Date:	19931221	Well Depth:	320
Well Depth Units:	ft	Well Hole Depth:	1000
Well Hole Depth Units:	ft		

Ground water levels,Number of Measurements:	112	Level reading date:	2004-11-23
Feet below surface:	Not Reported	Feet to sea level:	Not Reported
Note:	The site was dry (no water level recorded).		
Level reading date:	2004-09-23	Feet below surface:	Not Reported
Feet to sea level:	Not Reported		
Note:	The site was dry (no water level recorded).		
Level reading date:	2004-08-24	Feet below surface:	Not Reported
Feet to sea level:	Not Reported		

Note: The site was dry (no water level recorded).

Level reading date: 2004-07-21 Feet below surface: Not Reported
Feet to sea level: Not Reported
Note: The site was dry (no water level recorded).

Level reading date: 2004-06-24 Feet below surface: Not Reported
Feet to sea level: Not Reported
Note: The site was dry (no water level recorded).

Level reading date: 2003-08-21 Feet below surface: Not Reported
Feet to sea level: Not Reported
Note: The site was dry (no water level recorded).

Level reading date: 2003-07-23 Feet below surface: Not Reported
Feet to sea level: Not Reported
Note: The site was dry (no water level recorded).

Level reading date: 2003-06-23 Feet below surface: Not Reported
Feet to sea level: Not Reported
Note: The site was dry (no water level recorded).

Level reading date: 2003-05-29 Feet below surface: Not Reported
Feet to sea level: Not Reported
Note: The site was dry (no water level recorded).

Level reading date: 2003-04-17 Feet below surface: Not Reported
Feet to sea level: Not Reported
Note: The site was dry (no water level recorded).

Level reading date: 2003-03-19 Feet below surface: Not Reported
Feet to sea level: Not Reported
Note: The site was dry (no water level recorded).

Level reading date: 2003-02-24 Feet below surface: Not Reported
Feet to sea level: Not Reported
Note: The site was dry (no water level recorded).

Level reading date: 2003-01-24 Feet below surface: Not Reported
Feet to sea level: Not Reported
Note: The site was dry (no water level recorded).

Level reading date: 2003-01-22 Feet below surface: Not Reported
Feet to sea level: Not Reported
Note: The site was dry (no water level recorded).

Level reading date: 2002-11-19 Feet below surface: Not Reported
Feet to sea level: Not Reported
Note: The site was dry (no water level recorded).

Level reading date: 2002-10-09 Feet below surface: Not Reported
Feet to sea level: Not Reported
Note: The site was dry (no water level recorded).

Level reading date: 2002-09-19 Feet below surface: Not Reported
Feet to sea level: Not Reported
Note: The site was dry (no water level recorded).

Level reading date: 2002-08-15 Feet below surface: Not Reported
Feet to sea level: Not Reported
Note: The site was dry (no water level recorded).

Level reading date:	2002-07-16	Feet below surface:	Not Reported
Feet to sea level:	Not Reported		
Note:	The site was dry (no water level recorded).		
Level reading date:	2002-06-18	Feet below surface:	Not Reported
Feet to sea level:	Not Reported		
Note:	The site was dry (no water level recorded).		
Level reading date:	2002-05-22	Feet below surface:	Not Reported
Feet to sea level:	Not Reported		
Note:	The site was dry (no water level recorded).		
Level reading date:	2002-04-19	Feet below surface:	Not Reported
Feet to sea level:	Not Reported		
Note:	The site was dry (no water level recorded).		
Level reading date:	2002-03-21	Feet below surface:	Not Reported
Feet to sea level:	Not Reported		
Note:	The site was dry (no water level recorded).		
Level reading date:	2002-02-21	Feet below surface:	Not Reported
Feet to sea level:	Not Reported		
Note:	The site was dry (no water level recorded).		
Level reading date:	2002-01-17	Feet below surface:	Not Reported
Feet to sea level:	Not Reported		
Note:	The site was dry (no water level recorded).		
Level reading date:	2001-11-30	Feet below surface:	Not Reported
Feet to sea level:	Not Reported		
Note:	The site was dry (no water level recorded).		
Level reading date:	2001-10-16	Feet below surface:	Not Reported
Feet to sea level:	Not Reported		
Note:	The site was dry (no water level recorded).		
Level reading date:	2001-09-18	Feet below surface:	Not Reported
Feet to sea level:	Not Reported		
Note:	The site was dry (no water level recorded).		
Level reading date:	2001-08-23	Feet below surface:	Not Reported
Feet to sea level:	Not Reported		
Note:	The site was dry (no water level recorded).		
Level reading date:	2001-07-09	Feet below surface:	Not Reported
Feet to sea level:	Not Reported		
Note:	The site was dry (no water level recorded).		
Level reading date:	2001-06-13	Feet below surface:	Not Reported
Feet to sea level:	Not Reported		
Note:	The site was dry (no water level recorded).		
Level reading date:	2001-05-24	Feet below surface:	Not Reported
Feet to sea level:	Not Reported		
Note:	The site was dry (no water level recorded).		
Level reading date:	2001-04-10	Feet below surface:	213.12
Feet to sea level:	Not Reported	Note:	Not Reported
Level reading date:	2001-03-16	Feet below surface:	114.65
Feet to sea level:	Not Reported	Note:	Not Reported

Level reading date: 2001-02-22 Feet below surface: 152.08
Feet to sea level: Not Reported Note: Not Reported

Level reading date: 2001-01-24 Feet below surface: Not Reported
Feet to sea level: Not Reported
Note: The site was dry (no water level recorded).

Level reading date: 2000-12-18 Feet below surface: Not Reported
Feet to sea level: Not Reported
Note: The site was dry (no water level recorded).

Level reading date: 2000-11-27 Feet below surface: Not Reported
Feet to sea level: Not Reported
Note: The site was dry (no water level recorded).

Level reading date: 2000-10-18 Feet below surface: Not Reported
Feet to sea level: Not Reported
Note: The site was dry (no water level recorded).

Level reading date: 2000-09-14 Feet below surface: Not Reported
Feet to sea level: Not Reported
Note: The site was dry (no water level recorded).

Level reading date: 2000-08-15 Feet below surface: Not Reported
Feet to sea level: Not Reported
Note: The site was dry (no water level recorded).

Level reading date: 2000-07-17 Feet below surface: Not Reported
Feet to sea level: Not Reported
Note: The site was dry (no water level recorded).

Level reading date: 2000-06-12 Feet below surface: Not Reported
Feet to sea level: Not Reported
Note: The site was dry (no water level recorded).

Level reading date: 2000-05-17 Feet below surface: Not Reported
Feet to sea level: Not Reported
Note: The site was dry (no water level recorded).

Level reading date: 2000-04-19 Feet below surface: Not Reported
Feet to sea level: Not Reported
Note: The site was dry (no water level recorded).

Level reading date: 2000-03-13 Feet below surface: 291.63
Feet to sea level: Not Reported Note: Not Reported

Level reading date: 2000-02-17 Feet below surface: Not Reported
Feet to sea level: Not Reported
Note: The site was dry (no water level recorded).

Level reading date: 2000-01-19 Feet below surface: Not Reported
Feet to sea level: Not Reported
Note: The site was dry (no water level recorded).

Level reading date: 1999-12-17 Feet below surface: Not Reported
Feet to sea level: Not Reported
Note: The site was dry (no water level recorded).

Level reading date: 1999-11-04 Feet below surface: 302.73
Feet to sea level: Not Reported Note: Not Reported

Level reading date: 1999-10-05 Feet below surface: 301.95

Feet to sea level:	Not Reported	Note:	Not Reported
Level reading date:	1999-09-14	Feet below surface:	301.18
Feet to sea level:	Not Reported	Note:	Not Reported
Level reading date:	1999-08-18	Feet below surface:	300.96
Feet to sea level:	Not Reported	Note:	Not Reported
Level reading date:	1999-07-20	Feet below surface:	300.61
Feet to sea level:	Not Reported	Note:	Not Reported
Level reading date:	1999-06-21	Feet below surface:	300.91
Feet to sea level:	Not Reported	Note:	Not Reported
Level reading date:	1999-05-25	Feet below surface:	Not Reported
Feet to sea level:	Not Reported		
Note:	The site was dry (no water level recorded).		
Level reading date:	1999-04-19	Feet below surface:	Not Reported
Feet to sea level:	Not Reported		
Note:	The site was dry (no water level recorded).		
Level reading date:	1999-03-11	Feet below surface:	Not Reported
Feet to sea level:	Not Reported		
Note:	The site was dry (no water level recorded).		
Level reading date:	1999-02-16	Feet below surface:	Not Reported
Feet to sea level:	Not Reported		
Note:	The site was dry (no water level recorded).		
Level reading date:	1999-01-11	Feet below surface:	Not Reported
Feet to sea level:	Not Reported		
Note:	The site was dry (no water level recorded).		
Level reading date:	1998-12-15	Feet below surface:	Not Reported
Feet to sea level:	Not Reported		
Note:	The site was dry (no water level recorded).		
Level reading date:	1998-11-05	Feet below surface:	Not Reported
Feet to sea level:	Not Reported		
Note:	The site was dry (no water level recorded).		
Level reading date:	1998-10-06	Feet below surface:	Not Reported
Feet to sea level:	Not Reported		
Note:	The site was dry (no water level recorded).		
Level reading date:	1998-09-16	Feet below surface:	Not Reported
Feet to sea level:	Not Reported		
Note:	The site was dry (no water level recorded).		
Level reading date:	1998-08-14	Feet below surface:	Not Reported
Feet to sea level:	Not Reported		
Note:	The site was dry (no water level recorded).		
Level reading date:	1998-07-16	Feet below surface:	Not Reported
Feet to sea level:	Not Reported		
Note:	The site was dry (no water level recorded).		
Level reading date:	1998-06-18	Feet below surface:	Not Reported
Feet to sea level:	Not Reported		
Note:	The site was dry (no water level recorded).		

Level reading date:	1998-05-05	Feet below surface:	284.72
Feet to sea level:	Not Reported	Note:	Not Reported
Level reading date:	1998-04-03	Feet below surface:	212.13
Feet to sea level:	Not Reported	Note:	Not Reported
Level reading date:	1998-03-04	Feet below surface:	143.95
Feet to sea level:	Not Reported	Note:	Not Reported
Level reading date:	1998-02-10	Feet below surface:	Not Reported
Feet to sea level:	Not Reported		
Note:	The site was dry (no water level recorded).		
Level reading date:	1998-01-06	Feet below surface:	Not Reported
Feet to sea level:	Not Reported		
Note:	The site was dry (no water level recorded).		
Level reading date:	1997-12-03	Feet below surface:	Not Reported
Feet to sea level:	Not Reported		
Note:	The site was dry (no water level recorded).		
Level reading date:	1997-11-05	Feet below surface:	Not Reported
Feet to sea level:	Not Reported		
Note:	The site was dry (no water level recorded).		
Level reading date:	1997-10-03	Feet below surface:	Not Reported
Feet to sea level:	Not Reported		
Note:	The site was dry (no water level recorded).		
Level reading date:	1997-09-10	Feet below surface:	Not Reported
Feet to sea level:	Not Reported		
Note:	The site was dry (no water level recorded).		
Level reading date:	1997-08-08	Feet below surface:	Not Reported
Feet to sea level:	Not Reported		
Note:	The site was dry (no water level recorded).		
Level reading date:	1997-07-08	Feet below surface:	Not Reported
Feet to sea level:	Not Reported		
Note:	The site was dry (no water level recorded).		
Level reading date:	1997-06-19	Feet below surface:	Not Reported
Feet to sea level:	Not Reported		
Note:	The site was dry (no water level recorded).		
Level reading date:	1997-05-08	Feet below surface:	Not Reported
Feet to sea level:	Not Reported		
Note:	The site was dry (no water level recorded).		
Level reading date:	1997-04-10	Feet below surface:	Not Reported
Feet to sea level:	Not Reported		
Note:	The site was dry (no water level recorded).		
Level reading date:	1997-03-12	Feet below surface:	288.03
Feet to sea level:	Not Reported	Note:	Not Reported
Level reading date:	1997-02-13	Feet below surface:	217.20
Feet to sea level:	Not Reported	Note:	Not Reported
Level reading date:	1997-01-15	Feet below surface:	207.36
Feet to sea level:	Not Reported	Note:	Not Reported

Level reading date:	1996-12-18	Feet below surface:	Not Reported
Feet to sea level:	Not Reported		
Note:	The site was dry (no water level recorded).		
Level reading date:	1996-11-05	Feet below surface:	305.43
Feet to sea level:	Not Reported	Note:	Not Reported
Level reading date:	1996-10-03	Feet below surface:	289.14
Feet to sea level:	Not Reported	Note:	Not Reported
Level reading date:	1996-09-11	Feet below surface:	279.22
Feet to sea level:	Not Reported	Note:	Not Reported
Level reading date:	1996-08-14	Feet below surface:	259.86
Feet to sea level:	Not Reported	Note:	Not Reported
Level reading date:	1996-07-16	Feet below surface:	223.86
Feet to sea level:	Not Reported	Note:	Not Reported
Level reading date:	1996-06-18	Feet below surface:	213.60
Feet to sea level:	Not Reported	Note:	Not Reported
Level reading date:	1996-05-02	Feet below surface:	212.36
Feet to sea level:	Not Reported	Note:	Not Reported
Level reading date:	1996-04-01	Feet below surface:	131.14
Feet to sea level:	Not Reported	Note:	Not Reported
Level reading date:	1996-03-07	Feet below surface:	241.88
Feet to sea level:	Not Reported	Note:	Not Reported
Level reading date:	1996-02-15	Feet below surface:	304.27
Feet to sea level:	Not Reported	Note:	Not Reported
Level reading date:	1996-01-29	Feet below surface:	300.78
Feet to sea level:	Not Reported	Note:	Not Reported
Level reading date:	1996-01-05	Feet below surface:	289.64
Feet to sea level:	Not Reported	Note:	Not Reported
Level reading date:	1995-12-11	Feet below surface:	280.76
Feet to sea level:	Not Reported	Note:	Not Reported
Level reading date:	1995-11-07	Feet below surface:	264.46
Feet to sea level:	Not Reported	Note:	Not Reported
Level reading date:	1995-10-11	Feet below surface:	252.03
Feet to sea level:	Not Reported	Note:	Not Reported
Level reading date:	1995-09-21	Feet below surface:	242.46
Feet to sea level:	Not Reported	Note:	Not Reported
Level reading date:	1995-08-03	Feet below surface:	215.02
Feet to sea level:	Not Reported	Note:	Not Reported
Level reading date:	1995-07-05	Feet below surface:	213.66
Feet to sea level:	Not Reported	Note:	Not Reported
Level reading date:	1995-06-15	Feet below surface:	213.02
Feet to sea level:	Not Reported	Note:	Not Reported
Level reading date:	1995-05-16	Feet below surface:	212.42

Feet to sea level:	Not Reported	Note:	Not Reported
Level reading date:	1995-04-17	Feet below surface:	106.67
Feet to sea level:	Not Reported	Note:	Not Reported
Level reading date:	1995-03-02	Feet below surface:	183.52
Feet to sea level:	Not Reported	Note:	Not Reported
Level reading date:	1995-02-16	Feet below surface:	105.76
Feet to sea level:	Not Reported	Note:	Not Reported
Level reading date:	1995-02-07	Feet below surface:	104.01
Feet to sea level:	Not Reported	Note:	Not Reported
Level reading date:	1994-12-29	Feet below surface:	309.22
Feet to sea level:	Not Reported	Note:	Not Reported
Level reading date:	1994-11-01	Feet below surface:	309.55
Feet to sea level:	Not Reported	Note:	Not Reported
Level reading date:	1994-06-21	Feet below surface:	309.74
Feet to sea level:	Not Reported	Note:	Not Reported

E30
SSE **FED USGS** **USGS40000141869**
1/2 - 1 Mile
Lower

Organization ID:	USGS-CA		
Organization Name:	USGS California Water Science Center		
Monitor Location:	001N005W29Q002S	Type:	Well
Description:	Not Reported	HUC:	18070203
Drainage Area:	Not Reported	Drainage Area Units:	Not Reported
Contrib Drainage Area:	Not Reported	Contrib Drainage Area Unts:	Not Reported
Aquifer:	California Coastal Basin aquifers		
Formation Type:	Not Reported	Aquifer Type:	Not Reported
Construction Date:	19931220	Well Depth:	775
Well Depth Units:	ft	Well Hole Depth:	1000
Well Hole Depth Units:	ft		

Ground water levels,Number of Measurements:	121	Level reading date:	2004-11-23
Feet below surface:	488.20	Feet to sea level:	Not Reported
Note:	Not Reported		
Level reading date:	2004-09-23	Feet below surface:	524.74
Feet to sea level:	Not Reported	Note:	Not Reported
Level reading date:	2004-08-24	Feet below surface:	524.90
Feet to sea level:	Not Reported	Note:	Not Reported
Level reading date:	2004-07-21	Feet below surface:	525.39
Feet to sea level:	Not Reported	Note:	Not Reported
Level reading date:	2004-06-29	Feet below surface:	526.31
Feet to sea level:	Not Reported	Note:	Not Reported
Level reading date:	2004-05-20	Feet below surface:	529.03
Feet to sea level:	Not Reported	Note:	Not Reported
Level reading date:	2004-05-19	Feet below surface:	529.12

Feet to sea level:	Not Reported	Note:	Not Reported
Level reading date:	2004-04-26	Feet below surface:	533.63
Feet to sea level:	Not Reported	Note:	Not Reported
Level reading date:	2004-03-23	Feet below surface:	561.00
Feet to sea level:	Not Reported	Note:	Not Reported
Level reading date:	2004-01-12	Feet below surface:	414.30
Feet to sea level:	Not Reported	Note:	Not Reported
Level reading date:	2003-08-21	Feet below surface:	485.40
Feet to sea level:	Not Reported	Note:	Not Reported
Level reading date:	2003-07-23	Feet below surface:	485.38
Feet to sea level:	Not Reported	Note:	Not Reported
Level reading date:	2003-06-23	Feet below surface:	485.38
Feet to sea level:	Not Reported	Note:	Not Reported
Level reading date:	2003-05-29	Feet below surface:	485.32
Feet to sea level:	Not Reported	Note:	Not Reported
Level reading date:	2003-04-17	Feet below surface:	485.38
Feet to sea level:	Not Reported	Note:	Not Reported
Level reading date:	2003-03-19	Feet below surface:	485.40
Feet to sea level:	Not Reported	Note:	Not Reported
Level reading date:	2003-02-24	Feet below surface:	485.38
Feet to sea level:	Not Reported	Note:	Not Reported
Level reading date:	2003-01-22	Feet below surface:	485.35
Feet to sea level:	Not Reported	Note:	Not Reported
Level reading date:	2002-12-19	Feet below surface:	485.23
Feet to sea level:	Not Reported	Note:	Not Reported
Level reading date:	2002-11-19	Feet below surface:	485.15
Feet to sea level:	Not Reported	Note:	Not Reported
Level reading date:	2002-10-09	Feet below surface:	485.06
Feet to sea level:	Not Reported	Note:	Not Reported
Level reading date:	2002-09-19	Feet below surface:	485.00
Feet to sea level:	Not Reported	Note:	Not Reported
Level reading date:	2002-08-15	Feet below surface:	484.90
Feet to sea level:	Not Reported	Note:	Not Reported
Level reading date:	2002-07-16	Feet below surface:	484.82
Feet to sea level:	Not Reported	Note:	Not Reported
Level reading date:	2002-06-18	Feet below surface:	484.75
Feet to sea level:	Not Reported	Note:	Not Reported
Level reading date:	2002-05-22	Feet below surface:	484.68
Feet to sea level:	Not Reported	Note:	Not Reported
Level reading date:	2002-04-19	Feet below surface:	484.62
Feet to sea level:	Not Reported	Note:	Not Reported

Level reading date:	2002-03-21	Feet below surface:	484.55
Feet to sea level:	Not Reported	Note:	Not Reported
Level reading date:	2002-02-21	Feet below surface:	484.48
Feet to sea level:	Not Reported	Note:	Not Reported
Level reading date:	2002-01-17	Feet below surface:	484.50
Feet to sea level:	Not Reported	Note:	Not Reported
Level reading date:	2001-11-30	Feet below surface:	484.28
Feet to sea level:	Not Reported	Note:	Not Reported
Level reading date:	2001-10-16	Feet below surface:	484.15
Feet to sea level:	Not Reported	Note:	Not Reported
Level reading date:	2001-09-19	Feet below surface:	484.04
Feet to sea level:	Not Reported	Note:	Not Reported
Level reading date:	2001-08-23	Feet below surface:	483.78
Feet to sea level:	Not Reported	Note:	Not Reported
Level reading date:	2001-07-09	Feet below surface:	483.76
Feet to sea level:	Not Reported	Note:	Not Reported
Level reading date:	2001-06-13	Feet below surface:	483.26
Feet to sea level:	Not Reported	Note:	Not Reported
Level reading date:	2001-05-24	Feet below surface:	483.14
Feet to sea level:	Not Reported	Note:	Not Reported
Level reading date:	2001-04-10	Feet below surface:	483.08
Feet to sea level:	Not Reported	Note:	Not Reported
Level reading date:	2001-03-16	Feet below surface:	483.24
Feet to sea level:	Not Reported	Note:	Not Reported
Level reading date:	2001-02-22	Feet below surface:	483.50
Feet to sea level:	Not Reported	Note:	Not Reported
Level reading date:	2001-01-24	Feet below surface:	483.42
Feet to sea level:	Not Reported	Note:	Not Reported
Level reading date:	2000-12-18	Feet below surface:	483.39
Feet to sea level:	Not Reported	Note:	Not Reported
Level reading date:	2000-11-27	Feet below surface:	483.25
Feet to sea level:	Not Reported	Note:	Not Reported
Level reading date:	2000-10-18	Feet below surface:	483.38
Feet to sea level:	Not Reported	Note:	Not Reported
Level reading date:	2000-09-14	Feet below surface:	483.39
Feet to sea level:	Not Reported	Note:	Not Reported
Level reading date:	2000-08-15	Feet below surface:	483.38
Feet to sea level:	Not Reported	Note:	Not Reported
Level reading date:	2000-07-17	Feet below surface:	483.40
Feet to sea level:	Not Reported	Note:	Not Reported
Level reading date:	2000-06-12	Feet below surface:	483.47
Feet to sea level:	Not Reported	Note:	Not Reported

Level reading date:	2000-05-17	Feet below surface:	483.55
Feet to sea level:	Not Reported	Note:	Not Reported
Level reading date:	2000-04-19	Feet below surface:	483.53
Feet to sea level:	Not Reported	Note:	Not Reported
Level reading date:	2000-03-13	Feet below surface:	483.86
Feet to sea level:	Not Reported	Note:	Not Reported
Level reading date:	2000-02-17	Feet below surface:	484.02
Feet to sea level:	Not Reported	Note:	Not Reported
Level reading date:	2000-01-19	Feet below surface:	484.10
Feet to sea level:	Not Reported	Note:	Not Reported
Level reading date:	1999-12-17	Feet below surface:	484.14
Feet to sea level:	Not Reported	Note:	Not Reported
Level reading date:	1999-11-04	Feet below surface:	484.22
Feet to sea level:	Not Reported	Note:	Not Reported
Level reading date:	1999-10-05	Feet below surface:	484.30
Feet to sea level:	Not Reported	Note:	Not Reported
Level reading date:	1999-09-14	Feet below surface:	484.36
Feet to sea level:	Not Reported	Note:	Not Reported
Level reading date:	1999-08-18	Feet below surface:	484.42
Feet to sea level:	Not Reported	Note:	Not Reported
Level reading date:	1999-07-20	Feet below surface:	484.49
Feet to sea level:	Not Reported	Note:	Not Reported
Level reading date:	1999-06-21	Feet below surface:	484.63
Feet to sea level:	Not Reported	Note:	Not Reported
Level reading date:	1999-05-25	Feet below surface:	484.71
Feet to sea level:	Not Reported	Note:	Not Reported
Level reading date:	1999-04-19	Feet below surface:	484.89
Feet to sea level:	Not Reported	Note:	Not Reported
Level reading date:	1999-03-11	Feet below surface:	485.10
Feet to sea level:	Not Reported	Note:	Not Reported
Level reading date:	1999-02-16	Feet below surface:	485.21
Feet to sea level:	Not Reported	Note:	Not Reported
Level reading date:	1999-01-11	Feet below surface:	485.31
Feet to sea level:	Not Reported	Note:	Not Reported
Level reading date:	1998-12-15	Feet below surface:	485.40
Feet to sea level:	Not Reported	Note:	Not Reported
Level reading date:	1998-11-05	Feet below surface:	485.43
Feet to sea level:	Not Reported	Note:	Not Reported
Level reading date:	1998-10-06	Feet below surface:	485.75
Feet to sea level:	Not Reported	Note:	Not Reported
Level reading date:	1998-09-16	Feet below surface:	485.79
Feet to sea level:	Not Reported	Note:	Not Reported

Level reading date:	1998-08-14	Feet below surface:	485.82
Feet to sea level:	Not Reported	Note:	Not Reported
Level reading date:	1998-07-16	Feet below surface:	485.88
Feet to sea level:	Not Reported	Note:	Not Reported
Level reading date:	1998-06-18	Feet below surface:	485.91
Feet to sea level:	Not Reported	Note:	Not Reported
Level reading date:	1998-05-05	Feet below surface:	486.01
Feet to sea level:	Not Reported	Note:	Not Reported
Level reading date:	1998-04-03	Feet below surface:	486.13
Feet to sea level:	Not Reported	Note:	Not Reported
Level reading date:	1998-03-04	Feet below surface:	486.48
Feet to sea level:	Not Reported	Note:	Not Reported
Level reading date:	1998-02-10	Feet below surface:	486.53
Feet to sea level:	Not Reported	Note:	Not Reported
Level reading date:	1998-01-06	Feet below surface:	486.55
Feet to sea level:	Not Reported	Note:	Not Reported
Level reading date:	1997-12-03	Feet below surface:	486.59
Feet to sea level:	Not Reported	Note:	Not Reported
Level reading date:	1997-11-05	Feet below surface:	486.59
Feet to sea level:	Not Reported	Note:	Not Reported
Level reading date:	1997-10-03	Feet below surface:	486.09
Feet to sea level:	Not Reported	Note:	Not Reported
Level reading date:	1997-09-10	Feet below surface:	485.84
Feet to sea level:	Not Reported	Note:	Not Reported
Level reading date:	1997-09-04	Feet below surface:	485.78
Feet to sea level:	Not Reported	Note:	Not Reported
Level reading date:	1997-08-08	Feet below surface:	485.35
Feet to sea level:	Not Reported	Note:	Not Reported
Level reading date:	1997-07-08	Feet below surface:	484.78
Feet to sea level:	Not Reported	Note:	Not Reported
Level reading date:	1997-06-19	Feet below surface:	484.40
Feet to sea level:	Not Reported	Note:	Not Reported
Level reading date:	1997-05-08	Feet below surface:	483.87
Feet to sea level:	Not Reported	Note:	Not Reported
Level reading date:	1997-04-10	Feet below surface:	485.12
Feet to sea level:	Not Reported	Note:	Not Reported
Level reading date:	1997-03-12	Feet below surface:	485.62
Feet to sea level:	Not Reported	Note:	Not Reported
Level reading date:	1997-02-13	Feet below surface:	486.51
Feet to sea level:	Not Reported	Note:	Not Reported
Level reading date:	1997-01-16	Feet below surface:	487.97
Feet to sea level:	Not Reported	Note:	Not Reported

Level reading date:	1996-12-18	Feet below surface:	488.24
Feet to sea level:	Not Reported	Note:	Not Reported
Level reading date:	1996-11-05	Feet below surface:	488.18
Feet to sea level:	Not Reported	Note:	Not Reported
Level reading date:	1996-10-03	Feet below surface:	488.16
Feet to sea level:	Not Reported	Note:	Not Reported
Level reading date:	1996-09-11	Feet below surface:	488.38
Feet to sea level:	Not Reported	Note:	Not Reported
Level reading date:	1996-08-14	Feet below surface:	488.78
Feet to sea level:	Not Reported	Note:	Not Reported
Level reading date:	1996-07-16	Feet below surface:	488.89
Feet to sea level:	Not Reported	Note:	Not Reported
Level reading date:	1996-06-18	Feet below surface:	489.19
Feet to sea level:	Not Reported	Note:	Not Reported
Level reading date:	1996-05-02	Feet below surface:	488.14
Feet to sea level:	Not Reported	Note:	Not Reported
Level reading date:	1996-04-01	Feet below surface:	487.28
Feet to sea level:	Not Reported	Note:	Not Reported
Level reading date:	1996-03-07	Feet below surface:	486.67
Feet to sea level:	Not Reported	Note:	Not Reported
Level reading date:	1996-02-15	Feet below surface:	484.36
Feet to sea level:	Not Reported	Note:	Not Reported
Level reading date:	1996-01-29	Feet below surface:	481.36
Feet to sea level:	Not Reported	Note:	Not Reported
Level reading date:	1996-01-05	Feet below surface:	472.16
Feet to sea level:	Not Reported	Note:	Not Reported
Level reading date:	1995-12-11	Feet below surface:	469.74
Feet to sea level:	Not Reported	Note:	Not Reported
Level reading date:	1995-11-07	Feet below surface:	468.56
Feet to sea level:	Not Reported	Note:	Not Reported
Level reading date:	1995-10-23	Feet below surface:	468.29
Feet to sea level:	Not Reported	Note:	Not Reported
Level reading date:	1995-10-11	Feet below surface:	488.08
Feet to sea level:	Not Reported	Note:	Not Reported
Level reading date:	1995-09-21	Feet below surface:	470.96
Feet to sea level:	Not Reported	Note:	Not Reported
Level reading date:	1995-08-03	Feet below surface:	468.36
Feet to sea level:	Not Reported	Note:	Not Reported
Level reading date:	1995-07-05	Feet below surface:	485.87
Feet to sea level:	Not Reported	Note:	Not Reported
Level reading date:	1995-06-15	Feet below surface:	462.74
Feet to sea level:	Not Reported	Note:	Not Reported

Level reading date:	1995-05-16	Feet below surface:	422.92
Feet to sea level:	Not Reported	Note:	Not Reported
Level reading date:	1995-04-17	Feet below surface:	394.07
Feet to sea level:	Not Reported	Note:	Not Reported
Level reading date:	1995-03-02	Feet below surface:	489.00
Feet to sea level:	Not Reported	Note:	Not Reported
Level reading date:	1995-02-16	Feet below surface:	490.00
Feet to sea level:	Not Reported	Note:	Not Reported
Level reading date:	1995-02-07	Feet below surface:	489.32
Feet to sea level:	Not Reported	Note:	Not Reported
Level reading date:	1994-12-29	Feet below surface:	490.48
Feet to sea level:	Not Reported	Note:	Not Reported
Level reading date:	1994-11-01	Feet below surface:	492.77
Feet to sea level:	Not Reported	Note:	Not Reported
Level reading date:	1994-06-21	Feet below surface:	494.88
Feet to sea level:	Not Reported	Note:	Not Reported
Level reading date:	1994-05-05	Feet below surface:	494.66
Feet to sea level:	Not Reported	Note:	Not Reported
Level reading date:	1994-01-07	Feet below surface:	497.04
Feet to sea level:	Not Reported	Note:	Not Reported

E31
SSE
1/2 - 1 Mile
Lower

FED USGS **USGS40000141868**

Organization ID:	USGS-CA		
Organization Name:	USGS California Water Science Center		
Monitor Location:	001N005W29Q001S	Type:	Well
Description:	Not Reported	HUC:	18070203
Drainage Area:	Not Reported	Drainage Area Units:	Not Reported
Contrib Drainage Area:	Not Reported	Contrib Drainage Area Unts:	Not Reported
Aquifer:	California Coastal Basin aquifers		
Formation Type:	Not Reported	Aquifer Type:	Not Reported
Construction Date:	19931219	Well Depth:	995
Well Depth Units:	ft	Well Hole Depth:	1000
Well Hole Depth Units:	ft		

Ground water levels,Number of Measurements:	122	Level reading date:	2004-11-23
Feet below surface:	530.80	Feet to sea level:	Not Reported
Note:	Not Reported		
Level reading date:	2004-09-23	Feet below surface:	524.98
Feet to sea level:	Not Reported	Note:	Not Reported
Level reading date:	2004-08-24	Feet below surface:	524.58
Feet to sea level:	Not Reported	Note:	Not Reported
Level reading date:	2004-07-21	Feet below surface:	525.50
Feet to sea level:	Not Reported	Note:	Not Reported

Level reading date:	2004-06-29	Feet below surface:	523.97
Feet to sea level:	Not Reported	Note:	Not Reported
Level reading date:	2004-05-20	Feet below surface:	526.50
Feet to sea level:	Not Reported	Note:	Not Reported
Level reading date:	2004-05-19	Feet below surface:	526.24
Feet to sea level:	Not Reported	Note:	Not Reported
Level reading date:	2004-04-26	Feet below surface:	525.00
Feet to sea level:	Not Reported	Note:	Not Reported
Level reading date:	2004-03-23	Feet below surface:	523.42
Feet to sea level:	Not Reported	Note:	Not Reported
Level reading date:	2004-01-12	Feet below surface:	520.29
Feet to sea level:	Not Reported	Note:	Not Reported
Level reading date:	2003-08-21	Feet below surface:	521.31
Feet to sea level:	Not Reported	Note:	Not Reported
Level reading date:	2003-07-23	Feet below surface:	520.18
Feet to sea level:	Not Reported	Note:	Not Reported
Level reading date:	2003-06-23	Feet below surface:	518.50
Feet to sea level:	Not Reported	Note:	Not Reported
Level reading date:	2003-05-29	Feet below surface:	517.45
Feet to sea level:	Not Reported	Note:	Not Reported
Level reading date:	2003-04-17	Feet below surface:	515.69
Feet to sea level:	Not Reported	Note:	Not Reported
Level reading date:	2003-03-19	Feet below surface:	514.75
Feet to sea level:	Not Reported	Note:	Not Reported
Level reading date:	2003-02-24	Feet below surface:	514.32
Feet to sea level:	Not Reported	Note:	Not Reported
Level reading date:	2003-01-22	Feet below surface:	513.00
Feet to sea level:	Not Reported	Note:	Not Reported
Level reading date:	2002-12-19	Feet below surface:	512.48
Feet to sea level:	Not Reported	Note:	Not Reported
Level reading date:	2002-11-19	Feet below surface:	511.43
Feet to sea level:	Not Reported	Note:	Not Reported
Level reading date:	2002-10-09	Feet below surface:	510.19
Feet to sea level:	Not Reported	Note:	Not Reported
Level reading date:	2002-09-19	Feet below surface:	508.87
Feet to sea level:	Not Reported	Note:	Not Reported
Level reading date:	2002-08-15	Feet below surface:	506.64
Feet to sea level:	Not Reported	Note:	Not Reported
Level reading date:	2002-07-16	Feet below surface:	505.03
Feet to sea level:	Not Reported	Note:	Not Reported
Level reading date:	2002-06-27	Feet below surface:	503.69
Feet to sea level:	Not Reported	Note:	Not Reported

Level reading date:	2002-05-22	Feet below surface:	500.97
Feet to sea level:	Not Reported	Note:	Not Reported
Level reading date:	2002-04-19	Feet below surface:	500.00
Feet to sea level:	Not Reported	Note:	Not Reported
Level reading date:	2002-03-21	Feet below surface:	498.09
Feet to sea level:	Not Reported	Note:	Not Reported
Level reading date:	2002-02-21	Feet below surface:	497.38
Feet to sea level:	Not Reported	Note:	Not Reported
Level reading date:	2002-01-17	Feet below surface:	496.35
Feet to sea level:	Not Reported	Note:	Not Reported
Level reading date:	2001-11-30	Feet below surface:	494.80
Feet to sea level:	Not Reported	Note:	Not Reported
Level reading date:	2001-10-16	Feet below surface:	495.68
Feet to sea level:	Not Reported	Note:	Not Reported
Level reading date:	2001-09-19	Feet below surface:	494.05
Feet to sea level:	Not Reported	Note:	Not Reported
Level reading date:	2001-08-23	Feet below surface:	493.70
Feet to sea level:	Not Reported	Note:	Not Reported
Level reading date:	2001-07-09	Feet below surface:	490.92
Feet to sea level:	Not Reported	Note:	Not Reported
Level reading date:	2001-06-13	Feet below surface:	489.53
Feet to sea level:	Not Reported	Note:	Not Reported
Level reading date:	2001-05-24	Feet below surface:	488.47
Feet to sea level:	Not Reported	Note:	Not Reported
Level reading date:	2001-04-10	Feet below surface:	481.27
Feet to sea level:	Not Reported	Note:	Not Reported
Level reading date:	2001-03-16	Feet below surface:	481.69
Feet to sea level:	Not Reported	Note:	Not Reported
Level reading date:	2001-02-22	Feet below surface:	484.61
Feet to sea level:	Not Reported	Note:	Not Reported
Level reading date:	2001-01-24	Feet below surface:	485.35
Feet to sea level:	Not Reported	Note:	Not Reported
Level reading date:	2000-12-18	Feet below surface:	483.02
Feet to sea level:	Not Reported	Note:	Not Reported
Level reading date:	2000-11-27	Feet below surface:	482.69
Feet to sea level:	Not Reported	Note:	Not Reported
Level reading date:	2000-10-18	Feet below surface:	482.98
Feet to sea level:	Not Reported	Note:	Not Reported
Level reading date:	2000-09-14	Feet below surface:	482.66
Feet to sea level:	Not Reported	Note:	Not Reported
Level reading date:	2000-08-15	Feet below surface:	481.92
Feet to sea level:	Not Reported	Note:	Not Reported

Level reading date:	2000-07-17	Feet below surface:	481.08
Feet to sea level:	Not Reported	Note:	Not Reported
Level reading date:	2000-06-12	Feet below surface:	479.59
Feet to sea level:	Not Reported	Note:	Not Reported
Level reading date:	2000-05-17	Feet below surface:	478.64
Feet to sea level:	Not Reported	Note:	Not Reported
Level reading date:	2000-04-19	Feet below surface:	477.51
Feet to sea level:	Not Reported	Note:	Not Reported
Level reading date:	2000-03-13	Feet below surface:	475.38
Feet to sea level:	Not Reported	Note:	Not Reported
Level reading date:	2000-02-17	Feet below surface:	477.36
Feet to sea level:	Not Reported	Note:	Not Reported
Level reading date:	2000-01-19	Feet below surface:	479.96
Feet to sea level:	Not Reported	Note:	Not Reported
Level reading date:	1999-12-17	Feet below surface:	480.41
Feet to sea level:	Not Reported	Note:	Not Reported
Level reading date:	1999-11-04	Feet below surface:	480.95
Feet to sea level:	Not Reported	Note:	Not Reported
Level reading date:	1999-10-05	Feet below surface:	480.56
Feet to sea level:	Not Reported	Note:	Not Reported
Level reading date:	1999-09-14	Feet below surface:	480.37
Feet to sea level:	Not Reported	Note:	Not Reported
Level reading date:	1999-08-18	Feet below surface:	479.94
Feet to sea level:	Not Reported	Note:	Not Reported
Level reading date:	1999-07-20	Feet below surface:	479.44
Feet to sea level:	Not Reported	Note:	Not Reported
Level reading date:	1999-06-21	Feet below surface:	478.75
Feet to sea level:	Not Reported	Note:	Not Reported
Level reading date:	1999-05-25	Feet below surface:	478.57
Feet to sea level:	Not Reported	Note:	Not Reported
Level reading date:	1999-04-19	Feet below surface:	478.75
Feet to sea level:	Not Reported	Note:	Not Reported
Level reading date:	1999-03-11	Feet below surface:	478.51
Feet to sea level:	Not Reported	Note:	Not Reported
Level reading date:	1999-02-16	Feet below surface:	479.11
Feet to sea level:	Not Reported	Note:	Not Reported
Level reading date:	1999-01-11	Feet below surface:	482.00
Feet to sea level:	Not Reported	Note:	Not Reported
Level reading date:	1998-12-15	Feet below surface:	481.64
Feet to sea level:	Not Reported	Note:	Not Reported
Level reading date:	1998-11-05	Feet below surface:	482.59
Feet to sea level:	Not Reported	Note:	Not Reported

Level reading date:	1998-10-06	Feet below surface:	484.58
Feet to sea level:	Not Reported	Note:	Not Reported
Level reading date:	1998-09-16	Feet below surface:	484.65
Feet to sea level:	Not Reported	Note:	Not Reported
Level reading date:	1998-08-14	Feet below surface:	484.69
Feet to sea level:	Not Reported	Note:	Not Reported
Level reading date:	1998-07-16	Feet below surface:	484.56
Feet to sea level:	Not Reported	Note:	Not Reported
Level reading date:	1998-06-18	Feet below surface:	484.51
Feet to sea level:	Not Reported	Note:	Not Reported
Level reading date:	1998-05-05	Feet below surface:	484.63
Feet to sea level:	Not Reported	Note:	Not Reported
Level reading date:	1998-04-03	Feet below surface:	483.28
Feet to sea level:	Not Reported	Note:	Not Reported
Level reading date:	1998-03-04	Feet below surface:	484.82
Feet to sea level:	Not Reported	Note:	Not Reported
Level reading date:	1998-02-10	Feet below surface:	486.59
Feet to sea level:	Not Reported	Note:	Not Reported
Level reading date:	1998-01-06	Feet below surface:	486.78
Feet to sea level:	Not Reported	Note:	Not Reported
Level reading date:	1997-12-03	Feet below surface:	486.20
Feet to sea level:	Not Reported	Note:	Not Reported
Level reading date:	1997-11-05	Feet below surface:	487.88
Feet to sea level:	Not Reported	Note:	Not Reported
Level reading date:	1997-10-03	Feet below surface:	487.47
Feet to sea level:	Not Reported	Note:	Not Reported
Level reading date:	1997-09-10	Feet below surface:	487.34
Feet to sea level:	Not Reported	Note:	Not Reported
Level reading date:	1997-09-04	Feet below surface:	487.42
Feet to sea level:	Not Reported	Note:	Not Reported
Level reading date:	1997-08-08	Feet below surface:	487.05
Feet to sea level:	Not Reported	Note:	Not Reported
Level reading date:	1997-07-08	Feet below surface:	486.42
Feet to sea level:	Not Reported	Note:	Not Reported
Level reading date:	1997-06-19	Feet below surface:	486.12
Feet to sea level:	Not Reported	Note:	Not Reported
Level reading date:	1997-05-08	Feet below surface:	484.04
Feet to sea level:	Not Reported	Note:	Not Reported
Level reading date:	1997-04-10	Feet below surface:	484.68
Feet to sea level:	Not Reported	Note:	Not Reported
Level reading date:	1997-03-12	Feet below surface:	485.33
Feet to sea level:	Not Reported	Note:	Not Reported

Level reading date:	1997-02-13	Feet below surface:	485.96
Feet to sea level:	Not Reported	Note:	Not Reported
Level reading date:	1997-01-16	Feet below surface:	486.87
Feet to sea level:	Not Reported	Note:	Not Reported
Level reading date:	1996-12-19	Feet below surface:	490.14
Feet to sea level:	Not Reported	Note:	Not Reported
Level reading date:	1996-12-18	Feet below surface:	490.28
Feet to sea level:	Not Reported	Note:	Not Reported
Level reading date:	1996-11-05	Feet below surface:	487.76
Feet to sea level:	Not Reported	Note:	Not Reported
Level reading date:	1996-10-03	Feet below surface:	487.82
Feet to sea level:	Not Reported	Note:	Not Reported
Level reading date:	1996-09-11	Feet below surface:	487.97
Feet to sea level:	Not Reported	Note:	Not Reported
Level reading date:	1996-08-14	Feet below surface:	488.03
Feet to sea level:	Not Reported	Note:	Not Reported
Level reading date:	1996-07-16	Feet below surface:	488.13
Feet to sea level:	Not Reported	Note:	Not Reported
Level reading date:	1996-06-18	Feet below surface:	488.96
Feet to sea level:	Not Reported	Note:	Not Reported
Level reading date:	1996-05-02	Feet below surface:	490.50
Feet to sea level:	Not Reported	Note:	Not Reported
Level reading date:	1996-04-01	Feet below surface:	489.17
Feet to sea level:	Not Reported	Note:	Not Reported
Level reading date:	1996-03-07	Feet below surface:	489.15
Feet to sea level:	Not Reported	Note:	Not Reported
Level reading date:	1996-02-15	Feet below surface:	490.74
Feet to sea level:	Not Reported	Note:	Not Reported
Level reading date:	1996-01-29	Feet below surface:	489.06
Feet to sea level:	Not Reported	Note:	Not Reported
Level reading date:	1996-01-05	Feet below surface:	491.26
Feet to sea level:	Not Reported	Note:	Not Reported
Level reading date:	1995-12-11	Feet below surface:	491.98
Feet to sea level:	Not Reported	Note:	Not Reported
Level reading date:	1995-11-07	Feet below surface:	492.44
Feet to sea level:	Not Reported	Note:	Not Reported
Level reading date:	1995-10-23	Feet below surface:	492.19
Feet to sea level:	Not Reported	Note:	Not Reported
Level reading date:	1995-10-11	Feet below surface:	491.98
Feet to sea level:	Not Reported	Note:	Not Reported
Level reading date:	1995-09-21	Feet below surface:	491.34
Feet to sea level:	Not Reported	Note:	Not Reported

Level reading date:	1995-08-03	Feet below surface:	489.78
Feet to sea level:	Not Reported	Note:	Not Reported
Level reading date:	1995-07-05	Feet below surface:	488.50
Feet to sea level:	Not Reported	Note:	Not Reported
Level reading date:	1995-06-15	Feet below surface:	486.03
Feet to sea level:	Not Reported	Note:	Not Reported
Level reading date:	1995-05-16	Feet below surface:	487.39
Feet to sea level:	Not Reported	Note:	Not Reported
Level reading date:	1995-04-17	Feet below surface:	487.54
Feet to sea level:	Not Reported	Note:	Not Reported
Level reading date:	1995-03-02	Feet below surface:	488.72
Feet to sea level:	Not Reported	Note:	Not Reported
Level reading date:	1995-02-16	Feet below surface:	490.54
Feet to sea level:	Not Reported	Note:	Not Reported
Level reading date:	1995-02-07	Feet below surface:	489.08
Feet to sea level:	Not Reported	Note:	Not Reported
Level reading date:	1994-12-29	Feet below surface:	490.66
Feet to sea level:	Not Reported	Note:	Not Reported
Level reading date:	1994-11-01	Feet below surface:	493.00
Feet to sea level:	Not Reported	Note:	Not Reported
Level reading date:	1994-06-21	Feet below surface:	494.16
Feet to sea level:	Not Reported	Note:	Not Reported
Level reading date:	1994-05-05	Feet below surface:	494.43
Feet to sea level:	Not Reported	Note:	Not Reported
Level reading date:	1994-01-07	Feet below surface:	495.37
Feet to sea level:	Not Reported	Note:	Not Reported

E32
SSE **CA WELLS** **CAUSGSN00001409**
1/2 - 1 Mile
Lower

Well ID:	USGS-340814117253503	Well Type:	UNK
Source:	United States Geological Survey		
Other Name:	USGS-340814117253503	GAMA PFAS Testing:	Not Reported
Groundwater Quality Data:	https://gamagroundwater.waterboards.ca.gov/gama/gamamap/public/GamaDataDisplay.asp?dataset=USGSNEW&samp_date=&global_id=&assigned_name=USGS-340814117253503&store_num=		
GeoTracker Data:	Not Reported		

E33
SSE **CA WELLS** **CAUSGSN00000155**
1/2 - 1 Mile
Lower

Well ID:	USGS-340814117253501	Well Type:	UNK
Source:	United States Geological Survey		
Other Name:	USGS-340814117253501	GAMA PFAS Testing:	Not Reported

Groundwater Quality Data: https://gamagroundwater.waterboards.ca.gov/gama/gamamap/public/GamaDataDisplay.asp?dataset=USGSNEW&samp_date=&global_id=&assigned_name=USGS-340814117253501&store_num=
GeoTracker Data: Not Reported

E34
SSE **CA WELLS** **CAUSGSN00016644**
1/2 - 1 Mile
Lower

Well ID:	USGS-340814117253502	Well Type:	UNK
Source:	United States Geological Survey		
Other Name:	USGS-340814117253502	GAMA PFAS Testing:	Not Reported

Groundwater Quality Data: https://gamagroundwater.waterboards.ca.gov/gama/gamamap/public/GamaDataDisplay.asp?dataset=USGSNEW&samp_date=&global_id=&assigned_name=USGS-340814117253502&store_num=
GeoTracker Data: Not Reported

E35
SSE **CA WELLS** **CAUSGSN00017206**
1/2 - 1 Mile
Lower

Well ID:	USGS-340814117253504	Well Type:	UNK
Source:	United States Geological Survey		
Other Name:	USGS-340814117253504	GAMA PFAS Testing:	Not Reported

Groundwater Quality Data: https://gamagroundwater.waterboards.ca.gov/gama/gamamap/public/GamaDataDisplay.asp?dataset=USGSNEW&samp_date=&global_id=&assigned_name=USGS-340814117253504&store_num=
GeoTracker Data: Not Reported

36
SE **CA WELLS** **CAEDF0000013499**
1/2 - 1 Mile
Lower

Well ID:	L10002260603-FSW-2	Well Type:	MONITORING
Source:	EDF	Other Name:	FSW-2
GAMA PFAS Testing:	Not Reported		

Groundwater Quality Data: https://gamagroundwater.waterboards.ca.gov/gama/gamamap/public/GamaDataDisplay.asp?dataset=EDF&samp_date=&global_id=L10002260603&assigned_name=FSW-2&store_num=
GeoTracker Data: https://geotracker.waterboards.ca.gov/profile_report.asp?cmd=MWEDFResults&global_id=L10002260603&assigned_name=FSW-2

F37
SSW **FED USGS** **USGS40000141833**
1/2 - 1 Mile
Lower

Organization ID:	USGS-CA		
Organization Name:	USGS California Water Science Center		
Monitor Location:	001N005W31A001S	Type:	Well
Description:	Not Reported	HUC:	18070203
Drainage Area:	Not Reported	Drainage Area Units:	Not Reported
Contrib Drainage Area:	Not Reported	Contrib Drainage Area Unts:	Not Reported
Aquifer:	California Coastal Basin aquifers		
Formation Type:	Not Reported	Aquifer Type:	Not Reported

Construction Date:	Not Reported	Well Depth:	Not Reported
Well Depth Units:	Not Reported	Well Hole Depth:	Not Reported
Well Hole Depth Units:	Not Reported		

F38
SSW **CA WELLS** **CAUSGSN00003260**
1/2 - 1 Mile
Lower

Well ID:	USGS-340808117261601	Well Type:	UNK
Source:	United States Geological Survey		
Other Name:	USGS-340808117261601	GAMA PFAS Testing:	Not Reported
Groundwater Quality Data:	https://gamagroundwater.waterboards.ca.gov/gama/gamamap/public/GamaDataDisplay.asp?dataset=USGSNEW&samp_date=&global_id=&assigned_name=USGS-340808117261601&store_num=		
GeoTracker Data:	Not Reported		

39
North **CA WELLS** **CADWR0000012257**
1/2 - 1 Mile
Higher

Well ID:	01N05W20E001S	Well Type:	UNK
Source:	Department of Water Resources		
Other Name:	01N05W20E001S	GAMA PFAS Testing:	Not Reported
Groundwater Quality Data:	https://gamagroundwater.waterboards.ca.gov/gama/gamamap/public/GamaDataDisplay.asp?dataset=DWR&samp_date=&global_id=&assigned_name=01N05W20E001S&store_num=		
GeoTracker Data:	Not Reported		

G40
ESE **CA WELLS** **CAUSGSN00006876**
1/2 - 1 Mile
Lower

Well ID:	USGS-340836117250902	Well Type:	UNK
Source:	United States Geological Survey		
Other Name:	USGS-340836117250902	GAMA PFAS Testing:	Not Reported
Groundwater Quality Data:	https://gamagroundwater.waterboards.ca.gov/gama/gamamap/public/GamaDataDisplay.asp?dataset=USGSNEW&samp_date=&global_id=&assigned_name=USGS-340836117250902&store_num=		
GeoTracker Data:	Not Reported		

G41
ESE **CA WELLS** **CAEDF0000005229**
1/2 - 1 Mile
Lower

Well ID:	L10002260603-F-6	Well Type:	MONITORING
Source:	EDF	Other Name:	F-6
GAMA PFAS Testing:	Not Reported		
Groundwater Quality Data:	https://gamagroundwater.waterboards.ca.gov/gama/gamamap/public/GamaDataDisplay.asp?dataset=EDF&samp_date=&global_id=L10002260603&assigned_name=F-6&store_num=		
GeoTracker Data:	https://geotracker.waterboards.ca.gov/profile_report.asp?cmd=MWEDFResults&global_id=L10002260603&assigned_name=F-6		

Map ID Direction Distance Elevation	Database	EDR ID Number
G42 **ESE** **1/2 - 1 Mile** **Lower**	**CA WELLS**	**CAUSGSN00015241**

Well ID:	USGS-340836117250801	Well Type:	UNK
Source:	United States Geological Survey		
Other Name:	USGS-340836117250801	GAMA PFAS Testing:	Not Reported
Groundwater Quality Data:	https://gamagroundwater.waterboards.ca.gov/gama/gamamap/public/GamaDataDisplay.asp?dataset=USGSNEW&samp_date=&global_id=&assigned_name=USGS-340836117250801&store_num=		
GeoTracker Data:	Not Reported		

---

43 **SSE** **1/2 - 1 Mile** **Lower**	**CA WELLS**	**CAEDF0000131658**

Well ID:	L10002260603-F-21	Well Type:	MONITORING
Source:	EDF	Other Name:	F-21
GAMA PFAS Testing:	Not Reported		
Groundwater Quality Data:	https://gamagroundwater.waterboards.ca.gov/gama/gamamap/public/GamaDataDisplay.asp?dataset=EDF&samp_date=&global_id=L10002260603&assigned_name=F-21&store_num=		
GeoTracker Data:	https://geotracker.waterboards.ca.gov/profile_report.asp?cmd=MWEDFResults&global_id=L10002260603&assigned_name=F-21		

GEOCHECK® - PHYSICAL SETTING SOURCE MAP FINDINGS
RADON

AREA RADON INFORMATION

State Database: CA Radon

Radon Test Results

Zipcode	Num Tests	> 4 pCi/L
92336	16	0

Federal EPA Radon Zone for SAN BERNARDINO County: 2

Note: Zone 1 indoor average level > 4 pCi/L.
: Zone 2 indoor average level >= 2 pCi/L and <= 4 pCi/L.
: Zone 3 indoor average level < 2 pCi/L.

Federal Area Radon Information for Zip Code: 92336

Number of sites tested: 1

Area	Average Activity	% <4 pCi/L	% 4-20 pCi/L	% >20 pCi/L
Living Area - 1st Floor	0.400 pCi/L	100%	0%	0%
Living Area - 2nd Floor	Not Reported	Not Reported	Not Reported	Not Reported
Basement	Not Reported	Not Reported	Not Reported	Not Reported

PHYSICAL SETTING SOURCE RECORDS SEARCHED

TOPOGRAPHIC INFORMATION

USGS 7.5' Digital Elevation Model (DEM)
Source: United States Geologic Survey
EDR acquired the USGS 7.5' Digital Elevation Model in 2002 and updated it in 2006. The 7.5 minute DEM corresponds to the USGS 1:24,000- and 1:25,000-scale topographic quadrangle maps. The DEM provides elevation data with consistent elevation units and projection.

Current USGS 7.5 Minute Topographic Map
Source: U.S. Geological Survey

HYDROLOGIC INFORMATION

Flood Zone Data: This data was obtained from the Federal Emergency Management Agency (FEMA). It depicts 100-year and 500-year flood zones as defined by FEMA. It includes the National Flood Hazard Layer (NFHL) which incorporates Flood Insurance Rate Map (FIRM) data and Q3 data from FEMA in areas not covered by NFHL.
Source: FEMA
Telephone: 877-336-2627
Date of Government Version: 2003, 2015

NWI: National Wetlands Inventory. This data, available in select counties across the country, was obtained by EDR in 2002, 2005 and 2010 from the U.S. Fish and Wildlife Service.

State Wetlands Data: Wetland Inventory
Source: Department of Fish and Wildlife
Telephone: 916-445-0411

HYDROGEOLOGIC INFORMATION

AQUIFLOW^{R} Information System
Source: EDR proprietary database of groundwater flow information
EDR has developed the AQUIFLOW Information System (AIS) to provide data on the general direction of groundwater flow at specific points. EDR has reviewed reports submitted to regulatory authorities at select sites and has extracted the date of the report, hydrogeologically determined groundwater flow direction and depth to water table information.

GEOLOGIC INFORMATION

Geologic Age and Rock Stratigraphic Unit
Source: P.G. Schruben, R.E. Arndt and W.J. Bawiec, Geology of the Conterminous U.S. at 1:2,500,000 Scale - A digital representation of the 1974 P.B. King and H.M. Beikman Map, USGS Digital Data Series DDS - 11 (1994).

STATSGO: State Soil Geographic Database
Source: Department of Agriculture, Natural Resources Conservation Service (NRCS)
The U.S. Department of Agriculture's (USDA) Natural Resources Conservation Service (NRCS) leads the national Conservation Soil Survey (NCSS) and is responsible for collecting, storing, maintaining and distributing soil survey information for privately owned lands in the United States. A soil map in a soil survey is a representation of soil patterns in a landscape. Soil maps for STATSGO are compiled by generalizing more detailed (SSURGO) soil survey maps.

SSURGO: Soil Survey Geographic Database
Source: Department of Agriculture, Natural Resources Conservation Service (NRCS)
Telephone: 800-672-5559
SSURGO is the most detailed level of mapping done by the Natural Resources Conservation Service, mapping scales generally range from 1:12,000 to 1:63,360. Field mapping methods using national standards are used to construct the soil maps in the Soil Survey Geographic (SSURGO) database. SSURGO digitizing duplicates the original soil survey maps. This level of mapping is designed for use by landowners, townships and county natural resource planning and management.

PHYSICAL SETTING SOURCE RECORDS SEARCHED

LOCAL / REGIONAL WATER AGENCY RECORDS

FEDERAL WATER WELLS

PWS: Public Water Systems
Source: EPA/Office of Drinking Water
Telephone: 202-564-3750
Public Water System data from the Federal Reporting Data System. A PWS is any water system which provides water to at least 25 people for at least 60 days annually. PWSs provide water from wells, rivers and other sources.

PWS ENF: Public Water Systems Violation and Enforcement Data
Source: EPA/Office of Drinking Water
Telephone: 202-564-3750
Violation and Enforcement data for Public Water Systems from the Safe Drinking Water Information System (SDWIS) after August 1995. Prior to August 1995, the data came from the Federal Reporting Data System (FRDS).

USGS Water Wells: USGS National Water Inventory System (NWIS)
This database contains descriptive information on sites where the USGS collects or has collected data on surface water and/or groundwater. The groundwater data includes information on wells, springs, and other sources of groundwater.

OTHER STATE DATABASE INFORMATION

Groundwater Ambient Monitoring & Assessment Program
State Water Resources Control Board
Telephone: 916-341-5577
The GAMA Program is Californias comprehensive groundwater quality monitoring program. GAMA collects data by testing the untreated, raw water in different types of wells for naturally-occurring and man-made chemicals. The GAMA data includes Domestic, Monitoring and Municipal well types from the following sources, Department of Water Resources, Department of Heath Services, EDF, Agricultural Lands, Lawrence Livermore National Laboratory, Department of Pesticide Regulation, United States Geological Survey, Groundwater Ambient Monitoring and Assessment Program and Local Groundwater Projects.

Water Well Database
Source: Department of Water Resources
Telephone: 916-651-9648

California Drinking Water Quality Database
Source: Department of Public Health
Telephone: 916-324-2319
The database includes all drinking water compliance and special studies monitoring for the state of California since 1984. It consists of over 3,200,000 individual analyses along with well and water system information.

California Oil and Gas Well Locations
Source: Dept of Conservation, Geologic Energy Management Division
Telephone: 916-323-1779
Oil and Gas well locations in the state.

California Earthquake Fault Lines
Source: California Division of Mines and Geology
The fault lines displayed on EDR's Topographic map are digitized quaternary fault lines prepared in 1975 by the United State Geological Survey. Additional information (also from 1975) regarding activity at specific fault lines comes from California's Preliminary Fault Activity Map prepared by the California Division of Mines and Geology.

RADON

State Database: CA Radon
Source: Department of Public Health
Telephone: 916-210-8558
Radon Database for California

PHYSICAL SETTING SOURCE RECORDS SEARCHED

Area Radon Information
Source: USGS
Telephone: 703-356-4020
The National Radon Database has been developed by the U.S. Environmental Protection Agency (USEPA) and is a compilation of the EPA/State Residential Radon Survey and the National Residential Radon Survey. The study covers the years 1986 - 1992. Where necessary data has been supplemented by information collected at private sources such as universities and research institutions.

EPA Radon Zones
Source: EPA
Telephone: 703-356-4020
Sections 307 & 309 of IRAA directed EPA to list and identify areas of U.S. with the potential for elevated indoor radon levels.

OTHER

Airport Landing Facilities: Private and public use landing facilities
Source: Federal Aviation Administration, 800-457-6656

Epicenters: World earthquake epicenters, Richter 5 or greater
Source: Department of Commerce, National Oceanic and Atmospheric Administration

California Earthquake Fault Lines: The fault lines displayed on EDR's Topographic map are digitized quaternary fault lines, prepared in 1975 by the United State Geological Survey. Additional information (also from 1975) regarding activity at specific fault lines comes from California's Preliminary Fault Activity Map prepared by the California Division of Mines and Geology.

STREET AND ADDRESS INFORMATION

© 2015 TomTom North America, Inc. All rights reserved. This material is proprietary and the subject of copyright protection and other intellectual property rights owned by or licensed to Tele Atlas North America, Inc. The use of this material is subject to the terms of a license agreement. You will be held liable for any unauthorized copying or disclosure of this material.

APPENDIX C

OFFSITE CONTAINMENT EVALUATION
UNIT 4 VOC RELEASE

MID-VALLEY SANITARY LANDFILL
SAN BERARDINO COUNTY, CALIFORNIA

SEPTEMBER 2015
PROJECT NO. 2013.0090 / 128

SUBMITTED TO:

California Regional Water Quality Control Board
Santa Ana Region
3737 Main Street, Suite 500
Riverside, CA 92501-3339

SUBMITTED BY:

County of San Bernardino
Solid Waste Management Division
222 W. Hospitality Lane, 2nd Floor
San Bernardino, California 92415-0017

PREPARED BY:

Geo-Logic Associates
1831 Commercenter East
San Bernardino, California 92408
(909) 383-8728

Geo-Logic
ASSOCIATES

PREFACE

This report was prepared on behalf of the County of San Bernardino Solid Waste Management Division by Geo-Logic Associates. This report is based on the hydrogeologic and engineering data that has been obtained for this project as referenced herein. This report has not been prepared for use by parties or projects other than those named and described herein. It may not contain sufficient information for other parties or purposes. This report has been prepared in accordance with generally accepted hydrogeologic and engineering practices and makes no other warranties, either express or implied as to the professional advise or data included in it.

This report was prepared in accordance with the provisions of County of San Bernardino Contract No. 13-366. Principal personnel involved with the preparation of this report include Mark Vincent, Senior Geologist and Ralph Murphy, Vice-President of Geo-Logic Associates.

Geo-Logic Associates

Ralph Murphy, CEG, CHg.
Vice-President
ramurphy @geo-logic.com
1831 Commercenter East
San Bernardino, CA 92408
Stamped on June 2, 2015
.

Mark W. Vincent, CEG, CHg.
Senior Geologist
mwvincent@geo-logic.com
225 W. First Street, Ste. 228
Claremont, CA 91711

PROFESSIONAL GEOLOGIST
RALPH A. MURPHY
No. EG 1770
CERTIFIED
ENGINEERING
GEOLOGIST
Exp. 09/31/16
STATE OF CALIFORNIA

PROFESSIONAL GEOLOGIST
MARK W. VINCENT
No. EG 1873
CERTIFIED

TABLE OF CONTENTS

PREFACE i

1.0 INTRODUCTION 1-1
1.1 GENERAL 1-1
1.2 SITE LOCATION & HISTORY 1-1
1.3 GROUNDWATER INVESTIGATIONS AND MITIGATION DESIGN 1-2
1.3.1 Historical Detection Monitoring 1-2
1.3.2 Release Identification 1-3
1.3.3 POC EFS and Pilot Study 1-3
1.3.4 Offsite EMP and EFS 1-4
1.3.5 Supplemental POC Corrective Action 1-4

2.0 GEOLOGIC AND HYDRO GEOLOGIC CONDITIONS 2-1
2.1 GEOLOGIC SETTING 2-1
2.2 HYDROGEOLOGY 2-1
2.1.1 Regional Conditions 2-1
2.2.2 Local Conditions 2-3

3.0 IMPACTED GROUNDWATER DOWNGRADIENT OF THE MVSL 3-1
3.1 GENERAL 3-1
3.2 EASTERN PLUME 3-1
3.3 WESTERN PLUME 3-2
3.4 UNIT 1 VOC RELEASE 3-5
3.4.1 Groundwater Impacts Identified in 1997-1998 3-5
3.4.2 Groundwater Monitoring Results Near POC CAP System 3-6
3.4.3 Plume Monitoring Results 3-7
3.4.4 Recent Court Injunction 3-7
3.5 UNIT 4 VOC RELEASE 3-8
3.3.1 Identification of the Release 3-8
3.3.2 Extent of the Release 3-8
3.3.3 Unit 4 Plume Trends 3-10

4.0 EVALUATION OF UNIT 4 RELEASE CONTAINMENT 4.1
4.1 GENERAL 4-1
4.2 GROUNDWATER MODELING 4-2
4.4.1 County's Updated Model 4-2
4.4.2 Model Configuration 4-2
4.4.3 Production Well Data 4-3

TABLE OF CONTENTS (continued)

4.3 EVALUTION OF ALTERNATIVE PUMPING SCENARIOS 4-2
4.3.1 Scenario Types 4-2
4.3.2 Scenario #1 – 3 Year Annualized Average Pumping Rates 4-3
4.3.3 Scenario #2 – Pumping Identified in 1998 ROWD 4-3
4.3.4 Scenario #3 – County 2013 Recommended Pumping Rates 4-5
4.3.5 Scenario #4 – Co. 2013 Recommended Pumping Rates, with Miro-3 4-6
4.3.6 Scenario #5 – All FWC Pumping Within No Man's Land 4-6
4.3.7 Scenario #6 – Some FWC Pumping Outside No Man's Land 4-7
4.3.8 Scenario #7 – 1998 Groundwater Conditions 4-8
4.3.9 Scenario #8 – Most FWC Pumping Within No Man's Land 4-10
4.4 COMPARISON OF MODEL RESULTS WITH F-35 AND F-36 DATA 4-11

5.0 CONCLUSIONS AND RECOMMENDATIONS 5-1

6.0 REFERENCES 6-1

FIGURES

Figure 1 – Regional Map
Figure 2 – Landfill Units Map
Figure 3 – Monitoring Well Location Plan
Figure 4 – Rialto-Colton Basin Map
Figure 5 – Regional Faults
Figure 6 – Plume Locations
Figure 7 – PCE and TEC Concentration Time-Series Well F-6
Figure 8 – Historical Groundwater Elevations MVSL POC
Figure 9 – PCE and Groundwater Elevations – Unit 1 POC Area
Figure 10 – PCE and Groundwater Elevations – Unit 4 Area
Figure 11 – PCE and Groundwater Elevations – Unit 4 Plume
Figure 12 – PCE:TCE Ratios B-Aquifer
Figure 13 – PCE:TCE Ratios C-Aquifer
Figure 14 – PCE & TCE Concentration Time-Series Wells N-13S and N-13D
Figure 15 – VOC Particle Relation Locations

TABLES

Table 1 – Summary of Inorganic Monitoring Well Results
Table 2 – Historical Background Monitoring Well VOC Concentrations
Table 3 – Historical A-aquifer Monitoring Well VOC Concentrations
Table 4 – Historical B-aquifer Monitoring Well VOC Concentrations
Table 5 – Unit 1 VOC Release Containment Simulations

APPENDICES

Appendix A – Historical Monitoring Results MVSL and Rialto GWTS
Appendix B - Unit 1 VOC Release Containment Simulations
Appendix C – Well Construction Summary Report, Wells F-35 and F-36
Appendix D – Geophysical Logs Well M-8

Geo-Logic ASSOCIATES

OFFSITE CONTAINMENT EVALUATION
UNIT 4 VOC RELEASE
MID-VALLEY SANITARY LANDFILL
SAN BERNARDINO COUNTY, CALIFORNIA

1.0 INTRODUCTION

1.1 GENERAL

This report evaluates volatile organic compound (VOC) impacts to groundwater that are associated with the planned Unit 4 expansion at the County of San Bernardino's Mid-Valley Sanitary Landfill (MVSL) in Rialto, California. Project work has been completed to respond to Item No. 3 in the Santa Ana Regional Water Quality Control Board's (RWQC's) letter directive to the County of June 8, 2015.

The County of San Bernardino (County) Solid Waste Management Division (SWMD) maintains two groundwater remediation systems downgradient of the MVSL including the Offsite Corrective Action System (Offsite CAS) downgradient of Unit 1, and the perchlorate and VOC treatment system (GWTS) downgradient of the planned Unit 5 expansion area at the MVSL. Both the CAS and the GWTS employ municipal production wells to pump and contain impacts, and media filter systems to remove contaminants from groundwater. This report reviews the nature and extent of VOCs in groundwater downgradient of the planned Unit 4 expansion area and evaluates whether the existing CAS and GWTS mitigation systems are adequate for environmental containment and protection of the regional groundwater resource.

1.2 SITE LOCATION & HISTORY

The County of San Bernardino's MVSL is an active Class III Municipal Solid Waste Management Unit located at the intersection of Alder Avenue and Sierra Lakes Parkway, near the border between the cities of Rialto and Fontana, California (Figure 1). The MVSL street address is 2390 N. Alder Avenue, Rialto, California. The site is positioned within portions of Section 29, Township 1 North, Range 5 West (T1N/R5W) of the San Bernardino Baseline and Meridian (SBBM), San Bernardino County, California.

Geographically, the MVSL is located within the north-central portion of the broad east-west trending San Gabriel/San Bernardino Valley, approximately 2.3 miles south of the base of the San Gabriel Mountains. The natural topographic surface near the landfill is relatively flat with a surface gradient of about 2 to 3 percent to the south. Prior to landfill operations, ground surface elevations on the property ranged from about 1,650 feet above mean sea level (amsl) to about 1,540 feet amsl.

The MVSL was opened in 1958 and, to date, has been developed in three phases. Refuse placement began in Unit 1 (the south mound) which consists of an approximately 60-acre rectangular-shaped parcel located in the southwestern portion of the property (Figure 2). Unit 1 was reportedly developed by excavating native soils to approximately 25 feet below

adjacent natural grades (SWMD, personal communication). Unit 1 now extends about 90 feet above adjacent areas and has been covered with an interim cover. Partial Final Closure construction of the west and south slopes for Unit 1 is underway and should be completed by end of 2015.

In 1973, refuse disposal operations began in the 82-acre triangular-shaped Unit 2 area (the north mound), which is located near the north-central portion of the MVSL (Figure 2). Between 1981 and 1987, four septic disposal ponds (approximately 100 by 120 feet) were operated within the west-central portion of Unit 2. These septic ponds were subsequently abandoned and removed by excavation prior to landfilling in these areas (IT Corp., 1989). Unit 2 now extends approximately 100 feet above natural grades and has been covered with an interim cover.

MVSL's approximately 80-acre Unit 3 disposal area was developed from 1998 to the present by excavating native soils to depths of up to 150 feet and installing a double composite-liner system to contain wastes. Wastes within Unit 3 are now approximately 30 feet above adjacent grades, and SWMD is currently working to extend the liner system between Unit 3 and Units 1 and 2.

In addition to Units 1, 2, and 3, plans for ultimate development of the landfill include excavation of soils to depths in excess of 200 feet within future Unit 4, along the southern border of the property, immediately east of Unit 1. Excavation within Unit 4 is on-going, and now extends approximately 160 feet below adjacent native grades.

Landfill development may also occur within Unit 5 at the northeast corner of the site (Figure 2), though excavation of native soils has not yet begun. This area previously included a series of earthen and concrete bunkers that once housed commercial entities which were removed following the County's purchase of the property. The County has commissioned numerous environmental studies of this property, the most recent of which was completed in 2013. As part of the 2013 study, the County performed extensive field and laboratory analyses under the supervision of both the RWQCB and the California Department of Toxic Substances Control (DTSC). In 2014, DTSC issued both Closure Completion and Corrective Action Completion certifications indicating that the "Broco" area within future Unit 5 does not pose a significant threat to the public or the environment (DTSC 2014a, 2014b).

Adjacent land use near the MVSL currently consists of various industrial and commercial facilities east and west of the landfill, large commercial "tilt-up" warehouses north of the site, and Sierra Lakes Parkway and the 210 Freeway immediately south of the landfill. Visual enhancements (berms and landscaping) have been placed along the south and southeast sides of the property.

1.3 GROUNDWATER INVESTIGATIONS

1.3.1 Historical Detection Monitoring

The County began monitoring groundwater at the MVSL in 1987 by installing five groundwater monitoring wells (F-1, F-2, F-2A, F-3 and F-4; Figure 3) as part of the initial Solid Waste Assessment Test (SWAT) investigation (IT Corp., 1989). In May 1988, the County installed a

sixth well (F-5) in response to a long-term regional drought and its effect on the underlying aquifers. The County installed three additional monitoring wells (F-6, F-7 and F-8) in 1990 (Figure 3).

In 1992, the County prepared a revised Report of Waste Discharge (ROWD) (Geo-Logic Associates [GLA], 1992) that presented documentation and rationale to substantiate revisions to the site's Waste Discharge Requirements (WDRs) to satisfy requirements of revised California Code of Regulations (CCR) Title 23, Chapter 15, Article 5. Included in this document were recommendations to enhance the existing groundwater Detection Monitoring Program (DMP) by constructing three additional groundwater monitoring wells and nine soil-pore gas probes. In accordance with the revised ROWD, the County installed groundwater monitoring wells F-9, F-10, and F-11 in 1994 (Figure 3).

1.3.2 Release Identification at Unit 1

Based on the results of quarterly DMP monitoring completed at the MVSL, SWMD notified the RWQCB of a VOC release to groundwater on October 3, 1994. In response to the requirements of CCR Title 23, Chapter 15, Article 5, an EMP Work Plan was subsequently submitted (Bryan A. Stirrat & Associates; 1995). The EMP Work Plan was designed to assess hydrostratigraphic conditions beneath the landfill and to better define the vertical and horizontal extent of organic and inorganic impacts downgradient of the site. Following RWQCB review and approval (March 31, 1995), the County initiated Phase I of the EMP. The County completed the first part of the Phase I (On-Site) EMP in January 1996. This work included drilling and construction of wells F-14, F-15, F-16, and F-17 (Figure 3).

Recognizing that impacts that had already occurred adjacent to the MVSL, and in an attempt to minimize future impacts, SWMD held discussions with the RWQCB to review site conditions and to identify a means of "fast-tracking" implementation of a release mitigation program. Given the considerable depth to groundwater at the site (greater than 300 feet), the substantial extent of the apparent release, and the likelihood that considerable time could be required to implement a complete EMP, it was determined that the Phase I EMP should focus on evaluating the nature and extent of impacts near the MVSL to support fast-track design and implementation of a CAP at the Unit 1 POC. The County completed the second portion of the Phase I (On-Site) EMP in January 1997 (GLA, 1997a). This work included drilling and installation of wells F-18, F-19, F-20, F-21, F-22, F-23, F-24, F-25 and one nested piezometer, F-26 (Figure 3).

1.3.3 Unit 1 POC EFS and Pilot Study

Based on the results of the Phase I EMP, the County prepared a Phase I EFS (GLA, 1997b) that concluded that a groundwater pump and treat program would be the most effective means of mitigating groundwater impacts near the Unit 1 POC. The County submitted a Pilot Study Demonstration Program Work Plan (GLA, 1997c) that described measures proposed to evaluate the suitability of the proposed POC CAP. As detailed in the Pilot System As-Built Report (GLA, 1998d), the Pilot Study included installation of three groundwater extraction wells, three effluent water reinjection wells, and an air-stripper water treatment plant. During implementation of the Pilot System Demonstration Project, the air-stripper treatment plant

was determined to have sufficient capacity to remove VOCs to non-detect levels at groundwater production rates of at least 400 gallons per minute (gpm).

1.3.4 Offsite Unit 1 EMP and EFS

Concurrent with implementation of the POC CAP Pilot System Demonstration Project, the County completed a Phase II (Offsite) EMP between January and May 1998 to identify the groundwater impacts downgradient of the Unit 1 and to evaluate the possibility that a second, offsite source for groundwater impacts may exist (GLA, 1998a). The Phase II (Offsite) EMP (GLA, 1998a) was completed using the same methods that were employed for the Phase I EMP and included drilling and installation of wells F-27, F-28, F-29, F-30, F-31 and F-32 (Figure 3). As a result of the various episodes of DMP and EMP drilling and well installation, by April 1998, 30 groundwater monitoring wells had been constructed near the MVSL, including 5 upgradient (background) wells, 24 downgradient wells, and 1 nested piezometer.

Based on the results of the Phase II EMP, the County prepared and submitted a Phase II (Offsite) EFS to the RWQCB in May 1998 (GLA, 1998b). The Offsite EFS integrated the results of three-dimensional hydrogeologic modeling of the northern Rialto-Colton basin (GLA, 1998c), and evaluated alternative mitigation responses to impacted groundwater downgradient of the MVSL, and concluded that further migration of impacted groundwater could be mitigated by using existing groundwater production wells (and, potentially, new production wells) to pump and treat groundwater using “well-head” treatment systems.

1.3.5 Supplemental POC Corrective Action

As described in SWMD’s “Engineering Feasibility Study for Supplemental Point-of-Compliance Corrective Action” (GLA, 2015), and as recently approved by the Santa Ana Regional Water Quality Control Board (RWQCB, 2015b), SWMD plans to enhance the ongoing POC CAP along the southern border of the MVSL using soil-vapor extraction (SVE) methods to supplement the existing groundwater pump and treat system at the landfill. The SVE system is expected to greatly increase the mass of VOCs that are removed from the vadose zone near the landfill which will significantly reduce VOC impacts to groundwater. The SVE system is expected to become operational by summer 2016 and will ultimately result in reduced VOC concentrations in groundwater at production wells that are currently employed as part of the Unit 1 Offsite CAP.

2.0 GEOLOGIC AND HYDROGEOLOGIC CONDITIONS

2.1 GEOLOGIC SETTING

The MVSL is located approximately 2.3 miles south of the San Gabriel Mountains at the northern end of the Peninsular Ranges Geomorphic Province, near its junction with the Transverse Ranges Geomorphic Province. This area of southwestern San Bernardino County is underlain by several fault-bound structural blocks, including the down-dropped San Bernardino Valley Block between the San Andreas and San Jacinto faults; and the down-dropped Perris Block between the Elsinore fault to the west, the Cucamonga fault to the north and the San Jacinto fault to the east (Fife et al., 1976).

The MVSL is positioned within the Rialto-Colton Basin (Figure 4) which is underlain by a thick sequence of Quaternary alluvium that overlies the Mesozoic basement complex (Fife et al., 1976). Unconsolidated Quaternary gravels, sands, silts, and clays associated with alluvial fan deposits (Qf) are exposed throughout the area and relatively recent channel deposits are present in all of the local unimproved drainages. Older alluvial deposits (Qao) including fanglomerate and older red-brown decomposed clay-rich alluvium crop out approximately 1.5 miles southeast of the site. Water-well data in the vicinity suggests that some continental Tertiary deposits may be present between the Quaternary and older underlying Mesozoic basement complex (Woolfenden and Kadhim, 1997). The basement complex consists of igneous intrusive and metamorphic rocks, similar to those exposed in the San Gabriel Mountains to the north of the site.

The site is located within a tectonically active region and several active faults exist within 30 miles of the property. These include the San Andreas, San Jacinto, Rialto-Colton, Banning, Cucamonga, Glen Helen, Loma Linda and Whittier-Elsinore fault zones (Figure 5). The nearest active faults are the San Jacinto Fault, located 2.6 miles to the northeast; and the Cucamonga Fault Zone located about 2.3 miles to the northwest. No known active, or potentially active, faults have been located on the property. The closest major fault to the MVSL is the Rialto-Colton fault which has no surface expression but offsets Pleistocene-age alluvial deposits.

2.2 HYDROGEOLOGY

2.2.1 <u>Regional Conditions</u>

The project area is located within the northwest portion of the Rialto-Colton groundwater basin first identified by Eckis (DWR, 1934) and later investigated by Dutcher and Garrett (1963). Groundwater flow in the basin is controlled by several faults (sometimes called Barriers), some of which delineate the boundaries of the basin. The Rialto-Colton basin extends from the San Gabriel Mountains on the northwest to the Santa Ana River on the southeast (Figure 4). On the northeast, it is bounded by the

San Jacinto fault which separates the basin from the Lytle and Bunker Hill basins. On the southwest, it is separated from the Chino Basin by the Rialto-Colton fault.

Studies completed by the U.S. Geological Survey indicate that basin recharge is largely associated with inflow near the mountain front and along the northeast side of the basin where it borders Lytle basin (and Lytle Creek), with only a minor contribution from precipitation and infiltration (Dutcher and Garrett; 1963; Woolfenden and Kadhim, 1997; Woolfenden and Kozcot, 2001). South of this area, underflow across the San Jacinto fault appears to be relatively limited, except at the southern end of the basin where erosion by the ancestral Santa Ana River appears to allow for significant underflow. On the west side of the basin, the northern portions of the Rialto-Colton Barrier appear to similarly impede groundwater flow. Leakage from the Rialto-Colton Basin to the Chino Basin is apparently minor in the northern reaches of the basin but is significant in the southwestern portion of the basin where the Rialto-Colton fault crosses the Santa Ana River (Woolfenden and Kadhim, 1997; Woolfenden and Kozcot, 2001; Paulinski, 2012).

Along the west side of the Rialto-Colton basin, Dutcher and Garrett (1963) identified Barrier H as a sub-parallel splay of the Rialto-Colton fault. Studies by Fox and Roberts (1995) and by the U.S. Geological Survey (Woolfenden and Kozcot, 2001) indicate that Barrier H is not present as depicted by Dutcher and Garett (1963) and by Woolfenden and Kadhim (1997) but, rather, is present as a shorter feature that trends more strongly to the north. Groundwater elevation data collected by GLA for the Phase II EMP investigation (1998a), and by Paulinski (2012) confirm that Barrier H is oriented approximately 30 degrees from the Rialto-Colton Fault near the intersection of Baseline and Alder Avenues in Rialto. Barrier H extends at least 4700 feet to the northeast from this intersection (Figure 3).

In addition to river channel deposits at the Santa Ana River, the U.S. Geological Survey studies of 1997 and 2001 identify three vertical hydrologic units within the Rialto-Colton basin. These studies assert that the “upper water-bearing unit” is saturated only in areas adjacent to active water courses such as Lytle Creek and the Santa Ana River; the “middle water-bearing unit” is saturated from depths of approximately 200 to 500 feet and yields abundant water; and at depths greater than about 500 feet, the “lower water-bearing unit” yields smaller volumes of water. Soon-to-be-published work by the U.S. Geological Survey appears to refine (decrease) the saturated thickness of the middle water-bearing unit, and indicates that only very minor volumes of groundwater are produced from Tertiary units associated with the lower water-bearing unit.

Groundwater in the Rialto-Colton basin occurs within alluvial sediments at depths ranging from more than 400 feet below ground surface (bgs) near Fontana Water Company wells F-10B, F-10C, and F-49 to less than 100 feet bgs closer to the mountain front. Groundwater elevation data collected by the County of San Bernardino for its MVSL monitoring program (GLA, 1993-present) indicate that shallow “perched”

groundwater (A- and B-Aquifers) flow consistently to the southeast at a gradient of about 0.015 ft/ft. Regional groundwater associated with the U.S. Geological Survey's middle water-bearing unit normally flows to the south and southeast under a hydraulic gradient of about 0.0015 ft/ft (GLA, 2005). This pattern has been modified in the past decade as the on-going regional drought and continued high rates of groundwater production result in a deflection of groundwater flow to the south and south-southwest (GLA 2006 to present).

2.2.2 Local Conditions

The results reported for the 1996-1998 Unit 1 Phase I and II VOC investigations (GLA, 1997a, 1998a) indicate the presence of three laterally-continuous aquifers near the MVSL. These aquifers occur within what Woolfenden and Kadhim (1997) first identified as the middle hydrologic unit in the Rialto-Colton Basin, and include an upper unconfined aquifer (hereafter the upper unconfined aquifer, or the A-Aquifer) that occurs at depths of about 245 to 340 feet below ground surface, an intermediate, partially confined aquifer (hereafter, B-Aquifer, or the B-Aquifer), and a deep, regional confined aquifer (hereafter, Regional Aquifer) that provides much of the groundwater that is pumped in the area by municipal supply wells. Note that both the B-Aquifer and the C-Aquifer are sometimes unconfined, depending on groundwater levels in the basin. The three aquifers are separated by low-permeability, laterally continuous aquitards that generally range in thickness from only a few feet to over 30 feet (GLA; 1997a, 1998a). Both the A- and B-Aquifers occur within Woolfenden and Kozcot's (2001) Upper Member of the Middle Water-Bearing Unit, while the Regional Aquifer occurs within the Lower Member of the USGS Middle Water-Bearing Unit.

Groundwater in each of the aquifers occurs in sandy gravels, gravelly sands, and sands that typically have excellent water-bearing and water-yielding properties. While the A-Aquifer had a saturated thickness of about 15 to 35 feet between 1996 and 1998 (GLA, 1997a, 1998a), the on-going regional drought has resulted in fluctuating levels in the unit, and the unit is currently dry at the MVSL POC. Groundwater levels in the B-Aquifer have also dropped significantly, and the unit is now about 80 to 100 feet thick near the landfill. While once confined with a potentiometric surface that extended above the overlying aquitard, the B-Aquifer is now unconfined.

Drilling and well installation data demonstrate that a downward hydraulic gradient exists within the three aquifers. Within each aquifer, relatively coarse-grained sequences are separated by finer grained sequences, and a small downward hydraulic gradient is typically noted across these semi-confining features.

The most significant aquitard in this area is the one that separates the B-Aquifer from the Regional Aquifer. Near the MVSL POC, the hydraulic gradient across the "BC-Aquitard" is as much as 170 feet. Further downgradient (southeast) from the MVSL near Rialto Well No. 3, the BC-Aquitard appears relatively ineffective (i.e., may not be laterally continuous), and wells constructed within shallow and deep groundwater

intervals share similar potentiometric elevations. Groundwater elevation data developed recently by the U.S. Geological Survey (J. Izbicki et al, 2014) indicate that west of Rialto Well No. 3 near Fontana Water Company (FWC) wells F-49A, F-10B, and F-10C, the BC-Aquitard remains effective and the potentiometric differential between the Intermediate and Regional Aquifers is approximately 40 feet.

Groundwater elevations are measured routinely in monitoring wells near the MVSL, and the equipotential plans developed from these data indicate that groundwater flow in the A-, B- and C-Aquifers is directed to the southeast. The hydraulic gradient in the A- and B-Aquifers is typically about 0.015 feet/foot, while the gradient in the deeper Regional Aquifer is considerably flatter (e.g., 0.0015 feet/foot).

The monitoring data also indicate that groundwater elevations within the A- and B-Aquifers near the MVSL have dropped more than 40 feet within the past 4 years. Similarly, on-going drought conditions and continued high rates of municipal well production have resulted in low Regional Aquifer groundwater levels that have not been observed in the area since the early 1970s. Stresses on the aquifer have also resulted in a shift in the Regional Aquifer groundwater flow direction from the southeast to a more strongly southerly direction.

The County completed aquifer tests for the 1997 Unit 1 POC EMP (GLA, 1997a), and these tests indicate that the hydraulic conductivity of the A- and B-Aquifer materials near the MVSL are approximately 50 to 60 feet/day. Literature review suggests that the porosity in both aquifers is approximately 25 percent (Driscoll, 1986). Based on these values and the typical hydraulic gradient in the area (about 0.015 feet per feet), the groundwater velocity in A- and B-Aquifers is estimated to be approximately 3 feet per day. Due to its flat gradient, the groundwater velocity in the deep Regional Aquifer is considerably slower, and is estimated to be about 0.6 feet per day (GLA, 2014).

3.0 IMPACTED GROUNDWATER DOWNGRADIENT OF THE MVSL

3.1 GENERAL

Four groundwater contamination plumes are now identified in the northern Rialto-Colton basin (Figure 6). From east to west, these plumes include: the "Eastern" perchlorate and VOC plume whose source area is located within a 160-acre parcel northeast of the MVSL; the "Western" perchlorate and VOC plume whose source areas are located within and adjacent to the Stonehurst Parcel and the planned Unit 5 expansion area at the MVSL; the Unit 4 VOC release whose source is interpreted to be flushing of the vadose zone below the partially excavated Unit 4 expansion area at the MVSL; and the Unit 1 VOC release whose source is interpreted to be associated the unlined Unit 1 landfill cell at the MVSL and/or historical commercial operations immediately west of Unit 1.

Plumes adjacent to the Unit 4 release are discussed below first so that distinctions between these plumes and the Unit 4 release may be better understood.

3.2 EASTERN PLUME

In 1997 and 1998, the Cities of Rialto and Colton, and the West San Bernardino County Water District (now West Valley Water District [WVWD]) collected groundwater samples from seven municipal supply wells in the Rialto-Colton Groundwater Basin. Perchlorate was measured at concentrations below 18 µg/L (then the state action level) in five of the wells and at up to 273 and 57 µg/L at two other wells. The highest perchlorate concentrations, 820 µg/L, were measured near the 160-acre parcel in WVWD Well No. 22 (RWQCB, 2003). These initial and more easterly impacts were ultimately attributed to a release from private property, located north and east of the MVSL, which was originally known as the 160-acre parcel.

The 160-acre parcel was also formerly known as the B.F. Goodrich Superfund Site, which EPA recently renamed as the "Rockets, Fireworks, and Flares" Superfund Site (RFF). The U.S. Environmental Protection Agency (USEPA) is the lead agency overseeing the response action for releases and threatened releases at and from the RFF. The 160-Acre parcel is bounded by West Casa Grande Drive on the north, Locust Avenue on the east, Alder Avenue on the west, and an extension of Summit Avenue on the south (Figure 1). During World War II, the 160-acre parcel was part of a larger ammunition storage facility where ordnance was periodically transported to Port of Los Angeles. After the war, the property was used by a variety of commercial entities who conducted research, development, testing, and production of solid-fuel rocket propellants, manufactured and stored fireworks products, and who also produced miscellaneous explosive devices for the Department of Defense. Records indicate that perchlorate and TCE may have been associated with many historical commercial activities at the 160-acre compound and these compounds are considered the primary threats to groundwater quality within the Eastern Plume (CH2MHill, 2010).

In 2009, the USEPA added the 160-acre parcel to the Superfund National Priorities List. Study completed for the USEPA found that the highest perchlorate concentration detected in groundwater below or adjacent to the site was 10,000 µg/L at well PW-2 in April 2006 (CH2MHill, 2010). This peak concentration was detected after B-Aquifer water levels rose quickly in response to record rainfall early

in 2005. The peak TCE result, 420 µg/L, was also detected in PW-2 in 2006. The large and rapid increase of perchlorate and TCE concentrations at PW-2 indicate that there is substantial contaminant mass remaining in the vadose zone and B-Aquifer beneath the site.

Impacted groundwater is identified within the upper B-Aquifer at the 160-acre parcel, with impacts to the deeper C-Aquifer identified further south (downgradient) in the basin as a result of groundwater leakage through the BC-aquitard and through production well filter packs that span the aquitard. The Eastern Plume is approximately 4000 wide and extends at least 3 miles southeast of the 160-acre parcel (Figure 6).

The USEPA is currently working with responsible parties to implement pump and treat remedial measures to mitigate Eastern Plume impacts and to evaluate a source control program that may involve the excavation of soil at the 160 Acre Site. To that end, Emhart Corporation (Emhart) is currently working with the County of San Bernardino and the Cities of Rialto and Colton to install a combined remedy treatment system at City of Rialto Well No. 3 (CR-3). As described below in Section __, the County currently works with the City of Rialto to intercept and contain Western Plume impacts using CR-3 and two newer municipal pumping wells, Miro-2 and Miro-3. Perchlorate and VOCs are treated at CR-3 using conventional ion-exchange and granular activated carbon (GAC) methods. Emhart is currently working with the California Department of Drinking Water (DDW) to obtain approval for similar ion-exchange and GAC treatment at CR-3, and expects to be able to pump and treat Eastern Plume impacts by 2017. Separately, the Goodrich Corporation is also engaged in completing a remedial investigation and feasibility study under the oversight of the USEPA with respect to, among other things, the downgradient portion of the Eastern Plume.

3.3 WESTERN PLUME

The County initiated monitoring for perchlorate at the MVSL in October 1997. At that time, more than 30 wells were non-detect for perchlorate, and one well (F-6 at the southeastern corner of Unit 2 (Figure 2)) contained perchlorate at a trace concentration of 4.2 µg/L, which was well below the state action level of 18 µg/L. During 11 quarterly monitoring events between October 1997 and July 2000, perchlorate was detected at well F-6 just two more times and, again, these detections were reported at trace-level concentrations. In July 2000, the perchlorate concentration in the sample from well F-6 was measured at 10 µg/L, and by January 2001 it had risen to 300 µg/L (Figure 7). Both TCE and PCE were detected at well F-6 during this period at similar concentrations and below their respective MCLs of 5 µg/L. However, by 2002, TCE concentrations were increasing sharply in samples from well F-6, and by 2003 TCE was measured at 180 µg/L (Figure 7). In contrast, PCE concentrations remained relatively low, between 5 and 10 µg/L, indicating that F-6 was impacted by VOCs that originated from more than one source.

Between 2002 and 2005, the County installed 21 monitoring wells to characterize the nature and extent of perchlorate and VOC impacts downgradient of the Stonehurst Site and the Unit 5 expansion area. These data were submitted to the RWQCB in a Draft Interim Remedial Investigation / Feasibility Study (DIRI/FS; GLA, 2005) that demonstrated that, at that time, perchlorate and VOC impacts to groundwater were about one-half mile wide, extended

approximately 1.5 miles southeast from Unit 5, and impacted groundwater to depths greater than 600 feet (Figure 6). At that time, the lateral limits of the plume were defined on the west by the analytical results obtained for samples obtained from wells F-3, N-7, and N-13. The eastern side of the plume was defined by the results that were obtained for wells N-2, N-1, N-6 and N-11. The distal margin of the plume was approximately 8500 feet southeast of Unit 5, as defined by the results that were obtained for wells N-14 and N-15.

By 2013, the County had installed 31 groundwater monitoring wells to characterize and monitor the Western Plume. Many of these wells are "dual-nested" or "tri-nested", and include separate and discrete well screen intervals within different aquifers and/or in multiple zones within a single aquifer. Similarly, the County currently monitors five multi-port "Westbay" monitoring wells that allow for discrete sampling within both the B- and C-Aquifers, and within multiple verticals within the B-Aquifer. Taken together, 86 monitoring points are associated with these 31 wells. As directed by the RWQCB, the County is in process of installing two additional Westbay wells, M-7 and M-8, to replace monitoring wells N-17 and N-18 along the west side of the Western Plume. These monitoring wells are considered part of the County's remedial response to Western Plume impacts.

While not related to recent or historical waste disposal activities at the MVSL, the Western Plume is believed to be associated in part with commercial activities at aggregate wash ponds that were operated from approximately 1999 through 2003, and which could have mobilized pre-existing perchlorate in the vadose zone. Similarly, commercial/industrial activity on nearby parcels may also have resulted in groundwater impacts. As described in the DIRI/FS, this conclusion is supported by the early bi-modal nature of the observed perchlorate and VOC impacts initially documented in the Western Plume (GLA, 2005). In any event, once contaminants reached groundwater, plume migration occurred to the southeast in response to the groundwater gradient in the area. Since a downward hydraulic gradient exists between water-bearing units in the area, contaminants also migrated downward during transport, moving slowly from the B-Aquifer, across the BC-Aquitard, into the deeper C-Aquifer.

While a vertical gradient between groundwater units in the area promotes downward migration of contaminants, the BC-Aquitard that separates the B- and C-Aquifers is relatively effective in protecting the C-Aquifer in the northern portion of the Western Plume. Further downgradient, the B-Aquifer thins out, and significant perchlorate and VOC impacts have been identified in the C-Aquifer. South of the terminus of the BC-Aquitard (a broad area extending from the area south of FWC well F-49A and monitoring well N-18 to well M-6 and EPA-MW9), the B-Aquifer does not exist and only the C-Aquifer is present. Perchlorate and VOC impacts in this area are reduced in this area, reflecting attenuation of impacts as they migrate and disperse both vertically and horizontally.

The Western Plume is now approximately 1600 feet wide near production well CR-3, extends approximately 8500 feet from Unit 5 to well CR-3, and has impacted groundwater to depths as great as about 670 feet (Figure 6; GLA, 2006 – present). It is delineated on its east side by the low concentration VOC trough between the Eastern Plume as identified by wells N-2, N-3, N-6, N-11 and Eastern Plume monitoring well PW-6. The western side of the Western Plume is

associated with low- to non-detect perchlorate conditions at wells N-16, N-20, N-17 (now abandoned but soon to be replaced by multiport well M-7), M-5, M-4 and N-18.

Perchlorate and VOC impacts to groundwater the Western Plume are chemically distinct from impacts that originate from the 160-acre parcel area (i.e., the Eastern Plume). Like the Eastern Plume, VOCs within the Western Plume were (and are) dominated by TCE. Unlike the Eastern Plume, several other VOCs are also detected significantly lower concentrations in the Western Plume including: PCE, 1,1-dichloroethane (1,1-DCA), 1,1-dichloroethene (1,1-DCE), 1,2-dichloropropane (1,2-DCP), cis-1,2-dichloroethene (cis-1,2-DCE), trichlorofluoromethane, dichlorofluoromethane, tetrachloroethene (PCE) and 1,1,1-trichloroethane (1,1,1-TCA). PCE concentration in 2005 were locally above the MCL, but were typically much lower than TCE concentrations. As documented in quarterly and semi-annual monitoring reports that are prepared to track the plume and verify Western Plume containment, the Eastern and Western Plumes are also distinguished from one another by a low concentration VOC "trough" that was identified near wells N-1, N-6, and N-11 (GLA, 2006 – present). However, owing to drought conditions and the effects of large municipal pumping centers along the western border of the Rialto-Colton basin, both the Eastern and Western Plumes have shifted to the west over time. Well N-1 is now thought to represent Eastern Plume impacts, and the axis of the Western Plume has shifted to the west from well N-10 to N-13 (GLA, 2006 – present).

The County of San Bernardino works with the City of Rialto to mitigate Western Plume impacts using a network of municipal production wells (CR-3, Miro-3, and Miro-2; Figures 3 and 6) and conventional ion-exchange and GAC treatment units at the CR-3 groundwater treatment system (GWTS). As noted above, the County is currently working with Emhart and the Cities of Colton and Rialto to implement a combined remedy that will effectively double the treatment capacity at the GWTS to allow for treatment of Eastern Plume impacts that will be pumped by Emhart's new EW-1 extraction well which will be located with Eaves park adjacent to Cactus Basin off Ayala Drive (Figure 6).

Groundwater elevation decreases in the basin related to the ongoing drought and high groundwater production rates associated with FWC wells F-10B, F-10C, F-13A, F-13B, and F-49A have deflected the trajectory of the Western and Eastern Plumes to the west (GLA, 2006 to present). The County first identified this risk in the ROWD for Corrective Action for the Unit 1 release (GLA, 1998c) with respect to what is now known as the Eastern perchlorate plume, and this risk was the basis for the recommendation that remedial pumping from FWC Offsite CAP production wells be limited. Since implementation of the Offsite Unit 1 CAP, the high groundwater production from these and other west-side wells has induced a westerly deflection in the groundwater (and contaminant) flow paths. This deflection has negatively affected perchlorate plume containment efforts further to the east within the Western and Eastern Plumes further to the east (GLA, 2006 to present). The benefits of minimizing production on the west side of the basin are more pronounced now than in 1998.

3.4 UNIT 1 VOC RELEASE

3.4.1 Groundwater Impacts Identified at Unit 1 in 1997-1998

Based on the field and laboratory data obtained in the Phase I (POC) EMP and Phase II (Offsite) EMP investigations (GLA; 1997a, 1998a), and data obtained since that time for the MVSL groundwater monitoring program (GLA, 1993 to present), the hydro-stratigraphic and contaminant conditions at Unit 1 that were characterized in 1998 remain similar today. Notable conditions are summarized as follows:

- Historical monitoring results indicate that groundwater elevations have fluctuated significantly at the site and the A-Aquifer has recurrently been dewatered. At the same time, groundwater levels within the B-Aquifer have, at times, dropped below the AB-aquitard leaving the aquifer in an unconfined condition.
- Laboratory analyses and groundwater elevation measurements indicated that the C-Aquifer has generally not been impacted adjacent to the landfill. No VOCs were detected in samples obtained from the C-Aquifer in the Phase I EMP study, and the high hydraulic gradient between the C-Aquifer and the overlying B-Aquifer indicated that communication between the two groundwater units is relatively small. FWC production wells F-13A and F-13B exist within the C-Aquifer just south of the MVSL (Figure 3). The general lack of VOCs in groundwater pumped by these wells confirms that the C-Aquifer is generally not affected by VOCs near the MVSL POC.
- Groundwater impacts in the A- and B-Aquifers adjacent to the MVSL were (and are now) principally associated with VOCs. Notable VOCs that were detected above 1 µg/L in the 1997 Phase 1 POC EMP included: 1,1-DCA, dichlorodifluoromethane, dimethylphthalate, methylene chloride, phenol, PCE, and trichlorofluoromethane. TCE was also commonly detected, but at concentrations below 1 µg/L. The only VOC that generally exceeds state and federal MCLs is PCE, which in this area had been measured at an average concentration of 16.1 µg/L ppb in the A-Aquifer and 6.9 µg/L in the B-Aquifer in the original EMP. Monitoring completed since installation of the full-scale POC CAP confirms that VOCs (specifically PCE) are the primary constituents of concern (GLA, 1993 - present).
- Although the RWQCB's Basin Objectives (1995) for hardness, total dissolved solids (TDS) and nitrate are exceeded in samples collected from the MVSL compliance wells, the observed concentrations are generally consistent with background concentrations. Accordingly, inorganic impacts to groundwater near the MVSL were not and are not considered in the EFS.
- Impacts at the site occur over a distance of approximately 4500 feet along the west and south sides of the Unit 1 parcel. The results of the chemical analyses completed during Phase 1 EMP exploration within the B-Aquifer indicated that most impacts were restricted to the upper portion of the unit. The maximum penetration of impacts into the B-Aquifer occurred in the area between wells F-2 and F-5; an area that appears to be associated with the inferred projection of the Alder Avenue Barrier (aka Barrier H).

- While the largest VOC impacts to groundwater near MVSL Unit 1 were associated with the A-Aquifer and the upper portion of the B-Aquifer, VOC impacts are identified at progressively greater depths in areas further downgradient from the landfill.
- A bimodal distribution of VOC impacts is identified along the MVSL POC. PCE dominated along the southwest side of the landfill, while a broader suite of VOCs is identified along the southeast side of the facility.
- The nature, concentrations, and distribution of groundwater impacts west (upgradient) of the landfill indicate that a second, upgradient source for groundwater impacts in the area may have existed near the former industrial area immediately west of the landfill.

3.4.2 Groundwater Monitoring Results Near the Unit 1 POC CAP System

Groundwater elevation monitoring for the MVSL indicates that groundwater elevations in the A- and B-Aquifers have fluctuated significantly with three major "peaks" noted around 2000, 2007, and 2012, and three groundwater elevation "troughs" (i.e., lows) in 2005, 2011, and 2015 (Figure 8). As shown on Figure 8, the initial MVSL Unit 1 EMP investigations (GLA; 1997a, 1998a) and POC construction (2000) were completed shortly before B-Aquifer groundwater levels were at their highest. Since 2000, groundwater levels have dropped as much as 98 feet downgradient of the MVSL at well F-28 near FWC's F-10B and F-10C production wells (Figure 9), and by about 40 feet at well F-2 adjacent to Unit 1 (Figure 8). The A-Aquifer is currently dry along the POC.

A summary of the inorganic and organic hydrochemical monitoring results that have been obtained at the MVSL are shown on Tables 1, 2, 3 and 4. As shown by these historical monitoring results and the time-series plots included in Appendix A, general hydrochemical conditions have not changed significantly since the Unit 1 POC CAP was constructed. TDS concentrations have typically risen slightly, perhaps reflecting lower overall groundwater elevations in the area. Sulfate concentrations have remained relatively static, indicating that little biodegradation of chlorinated aliphatic compounds (e.g., PCE) occurs.

When water is present in the A-Aquifer, VOC concentrations in the A-Aquifer are higher than the concentrations in the deeper B-Aquifer. On the east side of the Alder Avenue barrier, southeast of Unit 1 and southeast of on-going CAP production from the B-Aquifer, PCE concentrations for both wells F-33A and F-33B have remained below the MCL. In addition, VOC concentrations in A-Aquifer Well F-33A are typically three times higher than for B-Aquifer Well F-33B. West of the Alder Avenue barrier and closer to the southwestern corner of Unit 1, PCE concentrations in both wells typically exceed the MCL though, again, PCE concentrations are highest in the A-Aquifer (when wetted) compared to the B-Aquifer.

Overall, there are few locations along the Unit 1 POC where VOC concentrations are systematically going up or down. Instead, VOC concentrations appear to be linked to groundwater levels and the wetting and drying of aquifers (Figure 8). Wells whose post-2000 PCE concentrations exceed pre-2000 levels near Unit 1 include F-8, F-10, and F-24 (GLA, 2015a). VOC concentrations, and particularly PCE, in these wells mirror groundwater levels near the MVSL. When groundwater elevations rise, PCE concentrations rise, apparently

reflecting stripping of vadose zone constituents. When groundwater levels drop, PCE concentrations also tend to decline, reflecting a reduced vadose zone contribution to groundwater. The planned soil vapor extraction (SVE) program for this area that was recently approved by the RWQCB will mitigate this condition by minimizing the volume of VOCs present in soils.

3.4.3 Unit 1 Plume Monitoring Results

Groundwater elevations within the B-Aquifer and elevations, gradients, and velocities in the C-Aquifer downgradient of MVSL Unit 1 have changed significantly since the Offsite CAP was implemented in 2000. As shown on Figure 8, close to the landfill groundwater levels were high for short periods from 1998 to 2000, 2006 to 2007, and 2011 to 2013. At distance from the landfill and close to the FWC production wells, groundwater levels dropped precipitously beginning in 2000 and have remained consistently low since 2006 (Figure 9).

Operation of the POC CAP groundwater pump and treat system has helped to minimize the mass of VOCs that migrate to the FWC production wells. However, drought conditions have left many of the POC CAP extraction wells dry for extended periods which has limited the effectiveness of the current VOC containment system. As described in the recently submitted EFS for Supplemental POC Corrective Action (GLA, 2015a), a soil vapor extraction system has been proposed and approved by the RWQCB (2015) which is expected to significantly enhance interception of VOCs at the POC and reduce the mass of VOCs that may migrate to the FWC extraction wells.

3.4.4 Recent Court Injunction

Certain parties have filed a lawsuit against FWC which has the potential to affect long-term FWC pumping rates in the Rialto-Colton Basin, including an area that has been referred to as "No Man's Land." (No Man's Land)[1] south and downgradient of the MVSL Unit 1 VOC plume. On March 20, 2015, a state court issued a Preliminary Injunction that limits during the pendency of that action, FWC pumping from the Rialto-Colton Basin (but not the wells in what has been referred to as No Man's Land) during any twelve month period beginning from October 1 to September 30 to 2520 acre feet, with the potential for adjustments pursuant to paragraph 7 of the 1961 Consent Decree entered in the action entitled *The Lytle Creek Water and Improvement Company v. Fontana Ranchos Water Company, et al.,* Case No. 81264.

This report does not take a position on the water rights of FWC or any other party, nor does it address any contractual terms that may exist between the County and FWC.

[1] Part of the lawsuit regarding water rights involves whether wells located within what FWC calls "No Man's Land" (wells F-10B, F-10C and F-10D) should be governed by the 1961 Consent Decree. This document takes no position on that issue.

3.5 UNIT 4 VOC RELEASE

3.5.1 Identification of the Release

The Unit 4 VOC release is positioned between the Western Plume and the Unit 1 VOC release (Figure 6). Like the adjacent Unit 1 VOC release to the west, the Unit 4 release appears to be related to "stripping" of VOCs from the vadose zone. This results in the introduction of a suite of VOCs that are similar to the Unit 1 VOC release and include: PCE, TCE, 1,1-DCA, 1,2-DCP, cis-1,2-DCE, dichlorodifluoromethane, and trichlorofluoromethane (Appendix A). The stripping of vadose zone VOCs is believed to be the result of both variations in groundwater elevations and by surface waters percolating through and adjacent to the Unit 4 excavation.

Like the Unit 1 release, VOC concentrations, and particularly PCE, mirror groundwater levels in monitoring wells adjacent to Unit 4 (Figure 10). When groundwater elevations rise, PCE concentrations rise, apparently reflecting stripping of vadose zone constituents. When groundwater levels drop, PCE concentrations also tend to decline, reflecting a reduced vadose zone contribution to groundwater. The County's planned soil vapor extraction program for this area will mitigate this condition by minimizing the amount of VOCs present in soils.

Since VOC impacts in monitoring wells near Unit 4 were typically low-level and dominated by PCE, they were not distinguishable as a separate plume until recently when anomalously high PCE concentrations were measured in samples from wells N-7, N-16, N-20, N-17B, and N-18B (Figures 10 and 11). Before VOC concentrations in these wells began to rise, PCE concentrations upgradient of Unit 4 (adjacent to Unit 2) and along the south-central and southeastern margins of Unit 4 were relatively low (Figure 10) compared to monitoring wells positioned along the Unit 1 POC (Figure 9). The anomalous rise in VOC concentrations in wells N-7, N-16, N-20, N-17B, and N-18B is interpreted to be the result of the stripping of pre-existing vadose zone impacts below the partially excavated area within Unit 4 by water ponded at the base of the excavation. In fact, review of historical aerial photographs indicates that significant volumes of surface water accumulated within Unit 4 beginning in 2004, and large volumes of water were stored at the bottom of the excavation after the heavy rains of 2010.

Several factors support the conclusion that the high VOC concentrations associated with the Unit 4 release were the result of vadose zone stripping by infiltrating surface water: 1) elevated VOC concentrations generally coincide with initiation of ponding in and around Unit 4; 2) after ponding, VOC concentrations in groundwater downgradient of Unit 4 were higher than in monitoring wells upgradient of Unit 4 (downgradient of Unit 2); and 3) VOC concentrations immediately downgradient of Unit 4 attenuated relatively quickly after introduction of surface water (Figure 11).

3.5.2 Extent of the Release

The geographic extent of the Unit 4 release is depicted on Figure 6. Similar to the Western Plume, the Unit 4 release appears to extend approximately 8,000 feet to the southeast and terminates a short distance downgradient of the terminus of the BC-Aquitard near well N-18. As discussed in Section 4.4 below, analytical results obtained recently for newly constructed

monitoring wells F-35 and F-36 downgradient of FWC well F-49A and monitoring well N-18 confirm that PCE impacts downgradient of the BC-Aquitard are less than one-half of its MCL.

Monitoring wells within the Unit 4 release are distinguished from wells in the adjacent Western Plume by their typical lack of perchlorate and their high PCE to TCE ratios, a parameter that is typically associated with the Unit 1 and Unit 4 releases but is not typical of the Western Plume (Figures 12 and 13; Table 5). The Unit 4 release is distinguished from the Unit 1 release by the timing of higher PCE concentrations in wells downgradient of Unit 4.

The listing below identifies wells located within and adjacent to the Unit 4 release, and associates each well with its hydrochemical-supported plume designation

MONITORING WELL & PLUME RELATIONSHIPS
AREAS DOWNGRADIENT OF MVSL

Well ID	Max. PCE µg/L	Max. TCE µg/L	Max. Perchlorate µg/L	Plume Assignment	Position	Comment
F-33A	7.5	0.25	None	Unit 4	West Side	Currently dry
F-33B	8	0.57	None	Unit 4	West Side	Current PCE 2.6; TCE 0.1
F-27	6.6	0.6	None	Unit 1	East Side	Current PCE 2.2; TCE 0.16
F-32	5.2	0.41	None	Unit 1	East Side	Current PCE 0.68; TCE ND
N-7	14	2.2	33	Unit 4 and Western	Border	PCE impacts reflect Unit 4; perchlorate reflects Western.
N-16B	8	0.99	None	Unit 4	Middle	Current PCE 4.8; TCE 0.46
N-20z1	15	0.95	None	Unit 4	Middle	Current PCE 9.2; TCE 0.77
N-17B	19	1.4	None	Unit 4	Middle	Current PCE 16; TCE 1.2
N-18B	10	0.67	None	Unit 4	Middle	Current PCE 8.8; TCE 0.62
F-6	8.5	130	310	Western	East Side	Current PCE 3.5; TCE 7.8
N-13S	8.6	16	57	Unit 4 and Western	Border	Since May 2010 PCE > TCE. Since Jan. 2012 perchlorate is <10.
N-13D	1.3	33	210	Western	Border	Current PCE 1.2; TCE 27
M-5z1	6.3	0.59	5.5	Unit 4 and Western	Border	PCE impacts reflect Unit 4; perchlorate (only 3 detections) reflects Western.
M-4	0.92	2	5.5	Western	Border	Perchlorate non-detect May and July 2015.

As indicated above, several wells along the eastern border of the Unit 4 release appear to exhibit characteristics of both the Unit 4 release and the Western Plume. This typically means that these wells contain detectable perchlorate impacts but they also yield relatively high PCE :

TCE ratios. Perhaps most notable, since 2010, well N-13S has changed its PCE : TCE ratio from a characteristically Western Plume signature (low : high) to a Unit 4 signature (high : moderate) Over the same time, perchlorate concentrations have declined, and are now generally less than 10 µg/L (Figure 14).

The eastern border of the Unit 4 release appears to be a fairly broad zone of mixing with the Western Plume while significantly less mixing appears to occur on its west side. This appears to be related to the relatively strong southeasterly hydraulic gradient that exists within the B-Aquifer and the fact that municipal production wells in the area are screened through only a short section of the B-Aquifer, so have only a limited lateral pumping effect on groundwater flow.

3.5.3 Unit 4 Plume Trends

Monitoring wells immediately downgradient of Unit 4 (F-33B, N-7 and N-16B), exhibit decreasing PCE trends suggesting that the VOCs entrained within the Unit 4 vadose zone have been flushed (Figure 10). With installation of a landfill liner system in this area, the potential for renewed vadose zone flushing will be further minimized. In addition, the RWQCB has recently approved the County's plans to install a soil vapor extraction system that will extend along a large portion of Unit 4, which will minimize the mass of VOCs that may impact groundwater at Unit 4 (GLA, 2015a).

Further downgradient of Unit 4, PCE concentrations at well N-20 have also declined significantly. At wells N-17B and N-18B, PCE concentrations increased relatively quickly from less than 2 µg/L to 19 µg/L; however, recent results suggest that the peak concentrations may have passed. As a result of the above conditions, PCE concentrations near the distal limits of the Unit 4 plume are expected to decrease further in the future (Figure 11).

4.0 EVALUATION OF UNIT 4 RELEASE CONTAINMENT

4.1 GENERAL

This section evaluates various potential pumping scenarios to evaluate whether the Unit 4 VOC release may be contained by the existing Unit 1 Offsite CAP and/or the GWTS production wells. As set forth below, the County's hydrogeologic model demonstrates that the existing array of extraction wells and treatment systems will provide adequate containment of the Unit 4 VOC release, and no new remedial systems or pumping programs will be necessary.

4.2 GROUNDWATER MODELING

4.2.1 County's Updated Model

The County's 1998 Phase II Offsite EFS employed the numerically simulated groundwater flow models MODFLOW and MODPATH to identify the pumping rates that were considered necessary to meet plume containment goals (GLA, 1998d). As noted in Section 2.0 (above), since 1998, groundwater elevations and gradients have dropped significantly, and this allows for improved plume containment capabilities at lower pump rates. In addition to the lower groundwater elevations, since 1998 the County has also made numerous updates to its groundwater flow model for the Rialto-Colton Basin. These improvements include integrating additional stratigraphic, hydrogeological and groundwater chemistry data and updating information regarding basin-wide stress conditions (i.e. extraction well operations). These data and numerical modeling of the basin by others (e.g, CH2MHill, 2012; ERM, 2013; San Bernardino Valley Municipal Water District, in preparation) were reviewed and integrated in the County's updated model as appropriate. The County's current hydrogeologic model of the northern Rialto-Colton basin is considered more robust than earlier versions, and is better suited to assess alternative mitigation measures that might be employed to address VOC impacts downgradient of the MVSL.

4.2.2 Model Configuration

The County's updated 2015 hydrogeologic model continues to use the USGS computer program MODFLOW (McDonald and Harbaugh, 1988) as a platform to simulate past and potential future groundwater and perchlorate transport conditions. Data was entered into the model using the Visual MODFLOW (Schlumberger, 2009) pre-processor. Contaminant transport simulations were performed using the MODPATH computer program (Pollock, 1989) which permits "particle path" or "particle track" depictions of simulated groundwater flow and contaminant transport conditions.

Except as described below, the model area, orientation, dimensions, layer types, boundary conditions, aquifer and aquitard hydraulic conductivities, storage coefficients, porosities, and specific yields included in the 2011 groundwater model (GLA, 2011) were carried over for this project.

Transport of VOC "particles" downgradient of the MVSL was simulated by MODPATH at the locations shown on Figure 15. Owing to its limited extent and recognizing that it is currently dry, the A-Aquifer cannot be simulated in the model. To accommodate this condition, VOC

particle release is conservatively simulated to occur directly into the B-Aquifer within the full base of the Unit 4 excavation. In other words, since the A-Aquifer cannot be numerically simulated in the model and since VOC impacts first originate in the A-Aquifer, it is necessary to simulate the VOC release directly to the B-Aquifer. As shown in Appendix B, VOC particle release from these locations results in a conservative and reasonable approximation of the actual VOC release configuration.

4.2.3 Production Well Data

The production well pumping data included in the model for this project were obtained from RWQCB staff (FWC wells) and the County (Rialto Well No. 3 groundwater treatment system). Of note, FWC's new well, F-10D, only operated for 10 months beginning in August 2014 through May 30, 2015 and assumptions regarding its annual operation have been normalized using an average monthly pumping rate extended to a full year.

4.3 EVAULATION OF ALTERNATIVE PUMPING SCENARIOS

4.3.1 Scenario Types

Groundwater modeling was completed to evaluate the Unit 4 Plume containment that might be achieved using the existing Unit 1 Offsite CAP production wells (i.e., FWC wells F-10B, F-10C, and F-49A) and the County's GWTS production wells (i.e, wells CR-3, Miro-3 and Miro-2) generally assuming current groundwater elevation and gradient conditions. Seven general pumping scenarios were identified and evaluated (Table 5). Modeling completed for this report simulates a range of FWC pumping patterns in the context of concurrent GWTS pumping. Each of the seven general pumping scenarios includes "three subcases" involving individual GWTS well pumping from the CR-3, Miro-3 or Miro-2 extraction wells. A fourth subset of pumping simulations is also included for four scenarios to include a 50/50 split in GWTS pumping between CR-3 and Miro-3 (Table 5).

The Unit 4 plume containment scenarios are the same as the scenarios that were run earlier for the Updated EFS for Offsite Unit 1 Corrective Action (GLA, 2015b). The scenario numbering system that was used for the Offsite Unit 1 simulations was retained for the Unit 4 analyses described below to allow for easy cross-reference. One exception, the Unit 1 Scenario #4, is not included but instead is combined with the Scenario #3 subcases.

The seven pumping scenarios make no assertions regarding water rights that FWC may have within the Rialto-Colton basin, nor do they represent a position on whether wells in the area that are generally regarded as being located within No Man's Land are subject to the 1961 Consent Decree. Rather, the scenarios are merely an examination of a range of potential pumping patterns that might be employed based on current information and recent practices. In addition, the fact that a scenario assumes that a well or set of wells is not operating does not indicate that such well must be shut down; rather, it indicates that such wells are not required for the capture analysis shown in that scenario. Lastly, the scenarios and resulting recommendations are not intended to address contractual issues that may exist between FWC and the County.

The seven pumping scenarios that were completed for this project and the assumptions that govern these scenarios are discussed below along with the results of the modeling scenarios. Table 5 summarizes the assumptions that were integrated in these simulations along with the calculated containment results. Containment results for earlier Unit 1 VOC Plume containment evaluation are also provided. Graphical depictions of the Unit 4 scenario results are provided in Appendix B.

4.3.2 Scenario #1 – 3-Year (2012 to 2014) Annualized Average Pumping Rates

This scenario was simulated to evaluate recent Unit 4 plume containment conditions and it assumes:

- Groundwater elevations and gradients are similar to current (2015) conditions.
- FWC pumps wells F-10B, F-10C, F-13A, F-13B, and F-49A at rates equal to the average production rates of the past three years (2012-2014) before the 2015 Preliminary Injunction took effect.
- FWC well F-10D operated for only 10 months in 2013-2014, so it was excluded from the model scenario.
- Subcase #1, #2 and #3 involves pumping from CR-3, Miro-3, and Miro-2, respectively, at the annual average rate that was employed at the County's GWTS over the past three years (2012-2014).

Scenario #1 Pumping Rates

Well	Pumping Rate (AFY)	Pumping Rate (gpm)
F-10B	1990	1234
F-10C	1682	1043
F-10D	0	0
F-13A	1534	951
F-13B	1777	1102
F-49A	2670	1655
CR-3, Miro-3, or Miro-2	1911	1184

Modeling indicates that under the 3-year average pumping rate scenario, all the VOCs that originate from Unit 4 are captured (Table 5). When CR-3 is pumping, capture occurs at well F-49A. If either Miro-2 or Miro-3 are pumping, particle capture occurs at those GWTS wells. Figures 1A and 1B in Appendix A depict VOC transport directions within the B-Aquifer and C-Aquifer, respectively, when CR-3 is pumping. Similarly, Figures 1C and 1D depict VOC transport directions within the B-Aquifer and C-Aquifer, respectively, when Miro-3 is pumping; Figures 1E and 1F depict VOC transport when Miro-2 is pumping.

4.3.3 Scenario #2 –Pumping Rates Identified in the 1998 ROWD

This scenario evaluates the original pumping schedule proposed in the County's 1998 ROWD. The 1998 ROWD (GLA, 1998b) proposed steady-state pumping rates of 1500 gpm for wells F-10B and F-10C, combined, and 2000 gpm for well F-49A. In recommending these production rates, the ROWD recognized that VOC capture would be approximately 67%. VOCs were

expected to be "normally distributed" with the highest concentrations in the middle of the plume and low concentrations along its flanks. With 67% VOC removal, the resulting VOC concentrations in groundwater migrating downgradient of the extraction wells were expected to be below MCLs.

In specifying 67% removal, the ROWD recognized that Offsite CAP groundwater production rates should be minimized so as not to deflect perchlorate migration (and mitigation) further east in the basin:

> *"While higher pumping rates were considered for the third production well, the presence of a perchlorate plume east of (and unrelated to) the MVSL makes containment of VOC impacts south of the landfill more difficult, Although investigation of the perchlorate plume has not been performed, and its lateral distribution and downgradient extent are not yet known, the Phase II Groundwater Modeling results indicate that pumping at the Offsite CAP wells may deflect perchlorate migration by about 400 feet to the west. While this deflection is not calculated to result in perchlorate migration to the Offsite CAP wells, higher pumping rates (and greater perchlorate flow deflection) are not recommended since this could make later perchlorate containment efforts more difficult."*

Assumptions included in this model scenario include:

- Groundwater elevations and gradients are similar to current (2015) conditions.
- FWC pumps well F-49A at 3220 AFY as originally anticipated in 1998 even though groundwater levels at that time were about 54.5 feet higher in the Regional Aquifer in this area (monitoring well F-32) and about 74 feet higher in the Intermediate Aquifer (monitoring well F-28).
- FWC pumps wells F-10B at 807 AFY and F-10C at 1614 AFY, the pump rates recommended by the County in the 1998 ROWD.
- FWC shuts down wells F-13A, F-13B and F-10D as those wells were not part of the 1998 pumping program. (Note that the assumed shut down of these wells in this scenario does not indicate that FWC would be required to shut down these wells; rather, it shows the effect of these wells not operating in conjunction with the other assumptions of this scenario).
- Subcase #1, #2 and #3 involves pumping from CR-3, Miro-3, and Miro-2, respectively, at the annual average rate of 1569 which equals the water rights that the County currently has available: (a) 1369 AFY based on Rialto water rights of 4366 AFY minus 1600 AFY of standby agreement rights to FWC, and minus 32% of 4366 AF, due to index well reductions in the current water year, plus (b) 200 AFY of water that the County secured from the City of Colton. Subcase #4 involves a 50/50 split in pumping between CR-3 and Miro-3.

Scenario #2 Pumping Rates

Well	Pumping Rate (AFY)	Pumping Rate (gpm)
F-10B	807	500
F-10C	1614	1000
F-10D	0	
F-13A	0	0
F-13B	0	0
F-49A	3220	2000
CR-3, Miro-3, or Miro-2	1569	973

Modeling indicates that under CAP pumping rates identified in 1998, when CR-3 is the only GWTS well pumping, 50% of particles are contained and these are contained by wells F-10C and F-49A (Table 5). However, if a 50/50 split in pumping occurs between CR-3 and Miro-3, or if all GWTs pumping occurs at Miro-3 or Miro-2, then 100% capture occurs. When Miro-2 pumps, all particles are captured by Miro-2; when Miro-3 pumps or when a 50/50 split occurs, then most capture occurs at GWTS wells but some capture (12.5% to 22%) occurs at wells F-10C and F-49A.

Figures 2A through 2H in Appendix B depict VOC transport directions within the B-Aquifer and C-Aquifer under the four subcase pumping conditions (i.e., individual pumping by CR-3, Miro-3, Miro-2 and with a 50/50 CR-3/Miro-3 split).

4.3.4 Scenario #3 – County 2013 Recommended Pumping Rates

This scenario assumes that FWC pumps at rates and locations recommended by the County in 2013 (GLA, 2013) and does not pump its other wells. In developing revised recommended pumping rates for the Offsite Unit 1 CAP wells (i.e., FWC wells F-10B, F-10C, and F-49A), two important facts were noted: (1) that recommendations for Unit 1 plume containment in 1998 were developed during a time when the Rialto-Colton Basin was experiencing near record high groundwater elevations and when basin stress conditions were dramatically different; and (2) PCE and total VOC concentrations have decreased over time to a point where they are below MCLs at the distal end of the release as measured FWC wells F-10B, F0-10C, and F-49A. Taken together, these facts suggested that lower production at Offsite Unit 1 CAP wells could be beneficial inasmuch as it would decrease the observed deflection of the Western Plume. In addition, it was anticipated that reduced production would still yield equal or superior containment compared to conditions anticipated in the 1998 ROWD (GLA, 1998d).

Modeling assumptions for this scenario include:

- Groundwater elevations and gradients are similar to current (2015) conditions.
- FWC pumps well F-49A at 1614 AFY and F-10B at 807 AFY as recommended in 2013 (GLA, 2013).
- FWC shuts down its other wells, including F-13A, F-13B F-10C, and F-10D. (Note that the assumed shut down of these wells in this scenario does not indicate that FWC would be required to shut down these wells; rather, it shows the effect of these wells not operating in conjunction with the other assumptions of this scenario).

- Subcase #1, #2 and #3 involves pumping from CR-3, Miro-3, and Miro-2, respectively, at the annual average rate of 1569 which equals the water rights that the County currently has available for the reasons described in Scenario 2. Subcase #4 involves a 50/50 split in pumping between CR-3 and Miro-3.

Scenario #3 Pumping Rates

Well	Pumping Rate (AFY)	Pumping Rate (gpm)
F-10B	0	0
F-10C	807	500
F-10D	0	0
F-13A	0	0
F-13B	0	0
F-49A	1614	1000
CR-3, Miro-3, or Miro-2	1569	973

Modeling indicates that under this scenario, when CR-3 is pumping, 50% of particles are contained, and these are captured by CR-3 (Table 5). However, if Miro-3 or Miro-2 pump, then 97% to 100% capture occurs at those wells. If a 50/50 split in pumping occurs between CR-3 and Miro-3, 87% capture occurs at Miro-3, and 13% of the particles escape in the area between Miro-3 and well F-49A. Of note, the VOCs that are not captured in the 50/50 subcase originate in the low VOC concentration "trough" that exists between the Unit 1 and Unit 4 VOC releases. When considered in the context of the small mass of VOCs that migrate to the terminus of the B-Aquifer in this area, the resulting concentrations of VOCs that might flow beyond Offsite Unit CAP and GWTS wells are expected to be quite low.

Figures 3A through 3H in Appendix B depict VOC transport directions within the B-Aquifer and C-Aquifer under the four subcase pumping conditions (i.e., individual pumping by CR-3, Miro-3, Miro-2 and with a 50/50 CR-3/Miro-3 split).

4.3.5 Unit 1 Scenario #4

The Unit 1 Scenario #4 simulation is included here in the Unit 4 Scenario #3 simulations.

4.3.6 Scenario #5 – All FWC Pumping Within No Man's Land

To assess the overall effect of the FWC wells subject to the Preliminary Injunction, this scenario assumes that FWC will not operate its wells in the Rialto-Colton Basin that are subject to the Preliminary Injunction, but will continue to pump its three wells within No Man's Land. Pumping assumptions are:

- Groundwater elevations and gradients are similar to current (2015) conditions.
- FWC does not pump wells F-13A, F-13B and F-49A. (Note that the assumed shut down of these wells in this scenario does not indicate that FWC would be required to shut down these wells; rather, it shows the effect of these wells not operating in conjunction with the other assumptions of this scenario).
- FWC operates wells F-10B and F-10C at the average pumping rate that occurred over the past three years. Those wells are not subject to the 2015 Preliminary Injunction,

and whether such wells are subject to the 1961 Consent Decree may be resolved through further litigation by the purveyors in the basin.

- FWC operates well F-10D at its average annual pumping rate since construction in 2014. That well is not addressed by the 2015 Preliminary Injunction and whether such well is subject to the 1961 Consent Decree may be resolved through further litigation by the purveyors in the basin.
- Subcase #1, #2 and #3 involves pumping from CR-3, Miro-3, and Miro-2, respectively, at the annual average rate of 1569 which equals the water rights that the County currently has available for the reasons described in Scenario 2. Subcase #4 involves a 50/50 split in pumping between CR-3 and Miro-3.

Scenario #5 Pumping Rates

Well	Pumping Rate (AFY)	Pumping Rate (gpm)
F-10B	1990	1234
F-10C	1682	1043
F-10D	2189	1355
F-13A	0	0
F-13B	0	0
F-49A	0	0
CR-3, Miro-3, or Miro-2	1569	973

Modeling indicates that with CR-3 pumping, containment is 41%, with most (38%) containment accomplished by CR-3 and the remaining 3% by F-10C (Table 5). If GWTS pumping shifts to Miro-3, containment improves to 97%; again with most (94%) associated with Miro-3 and 3% contained at F-10C. If Miro-2 pumps, then 100% capture is achieved at Miro-2. If a 50/50 split in pumping occurs between CR-3 and Miro-3, containment is 91%. Of note, the VOCs that are not captured in the 50/50 subcase originate in the low VOC concentration "trough" that exists between the Unit 1 and Unit 4 VOC releases. When considered in the context of the small mass of VOCs that migrate to the terminus of the B-Aquifer in this area, the resulting concentrations of VOCs that might flow beyond Offsite Unit CAP and GWTS wells are expected to be quite low.

Figures 5A through 5H in Appendix B depict VOC transport directions within the B-Aquifer and C-Aquifer under the four subcase pumping conditions (i.e., individual pumping by CR-3, Miro-3, Miro-2 and with a 50/50 CR-3/Miro-3 split).

4.3.7 Scenario #6 – Some FWC Pumping Outside No Man's Land

This scenario is similar to Scenario #5 but assumes no production from well F-49A. Instead, this scenario includes production outside No Man's Land from FWC wells F-13A and F-13B to determine whether their operation might affect the containment that is expected to occur when FWC operates its No Man's Land wells at recent average annual rates. Pumping assumptions are:

- Groundwater elevations and gradients are similar to current (2015) conditions.
- FWC pumps wells F-10B, F-10C and F-10D at its recent average annual 2012-2014 rates.

- FWC shuts down well F-49A. (Note that the assumed shut down of this well in this scenario does not indicate that FWC would be required to shut down this well; rather, it shows the effect of these wells not operating in conjunction with the other assumptions of this scenario).
- FWC pumps wells F-13A and F-13B at 1113 AFY each. This value is approximately equal to 1600 AFY provided from the County Standby Agreement plus its own 920 AFY (reduced by 32% due to the index well reading in this water year).
- Subcase #1, #2 and #3 involves pumping from CR-3, Miro-3, and Miro-2, respectively, at the annual average rate of 1569 which equals the water rights that the County currently has available for the reasons described in Scenario 2.

Scenario #6 Pumping Rates

Well	Pumping Rate (AFY)	Pumping Rate (gpm)
F-10B	1990	1234
F-10C	1682	1043
F-10D	2189	1355
F-13A	1113	691
F-13B	1113	691
F-49A	0	0
CR-3, Miro-3, or Miro-2	1569	973

Modeling indicates that VOC containment is unaffected by operation of FWC wells F-13A and F-13B in combination with its other wells that are not subject to 2015 Preliminary Injunction and that 100% capture occurs in all three GWTS pumping subcases (Table 5). In comparing Scenario #5 and #6, it is noted that 100% of Scenario #6 capture occurs in the wells positioned in No Man's Land whereas for the 91% to 100% capture rate in Scenario #5, capture occurs in GWTS wells. Moreover, given that this scenario achieves capture of all VOCs (well in excess of the containment proposed in 1998), pumping the No Man's Wells at rates lower than the 2012 to 2014 average would continue to achieve capture that is superior to the 1998 ROWD even with F-13A and F-13B operating. This scenario indicates that FWC has flexibility to move the pumping from F-49A to F-13A and F-13B if it operates its wells in No-Man's Land at rates comparable to (and some degree less than) the 2012 to 2014 rates.

Figures 6A through 6F in Appendix B depict VOC transport directions within the B-Aquifer and C-Aquifer under the three pumping conditions (i.e., individual pumping by CR-3, Miro-3, and Miro-2).

4.3.8 Scenario #7 – 1998 Groundwater Conditions

This scenario was simulated to evaluate the VOC containment that would be achieved if groundwater elevations reach 1998 levels (i.e., are much higher than current levels). This scenario also conservatively anticipates that groundwater pumping by FWC and the County would be similar to recent pumping rates even though at those groundwater elevations, the 1961 Decree would not impose restrictions on pumping. Assumptions include:

- Groundwater elevation and gradient conditions are similar those that were observed in 1998.
- FWC production wells south of the MVSL pump at the average rates that were achieved during the past three years (2012-2014) before the Preliminary Injunction that limits FWC pumping within the basin.
- FWC well F-10D pumps at its average annual rate since construction in 2014.
- Subcase #1, #2 and #3 involves pumping from CR-3, Miro-3, and Miro-2, respectively, at the annual average rate that occurred at the County's GWTS over the past three years (2012-2014).

Scenario #7 Pumping Rates

Well	Pumping Rate (AFY)	Pumping Rate (gpm)
F-10B	1990	1234
F-10C	1682	1043
F-10D	2189	1355
F-13A	1534	951
F-13B	1777	1102
F-49A	2670	1655
CR-3, Miro-3, or Miro-2	1911	1184

Modeling indicates that at 1998 groundwater elevations, when CR-3 performs GWTS pumping, all Unit 4 particles escape capture in the area between CR-3 and well F-49A (Table 5). Containment improves to 50% if Miro-3 operates and to 100% if Miro-2 pumps.

Of significant note, the assumed GWTS pumping rate of 1184 gpm represents a period of time when many repairs were being done, and higher GWTS pumping rates would likely be employed in this high groundwater condition when pumping rights restrictions would not exist. The County's GWTS has an existing treatment capacity of about 1850 to 2000 gpm and a much higher pumping capacity if more than one well operates at a time (this would require additional treatment units [e.g., GAC vessels]). Also of note, the VOCs that are not captured in the Miro-3 scenario originate in the low VOC concentration "trough" that exists between the Unit 1 and Unit 4 VOC releases. When considered in the context of the small mass of VOCs that migrate to the terminus of the B-Aquifer in this area, the resulting concentrations of VOCs that might flow beyond Offsite Unit CAP and GWTS wells are expected to be quite low.

Since historic patterns indicate that it may take many years for groundwater to recover to 1998 levels, it is likely that VOC concentrations associated with the Unit 4 area will be greatly reduced before this scenario would ever apply. In addition, the potential need for higher production rates at Miro-3 do not appear likely owing to the fact that: 1) SVE is planned for installation in the coming year; 2) VOC concentrations are already declining in the Unit 4 plume; and 3) future installation of the landfill line in Unit 4 will minimize ponding of water in the potential source area.

Figures 7A through 7F in Appendix B depict VOC transport directions within the B-Aquifer and C-Aquifer under the three pumping conditions (i.e., individual pumping by CR-3, Miro-3, and Miro-2).

4.3.9 Scenario #8 – Minimized FWC Pumping Rates

This scenario was simulated to evaluate capture conditions when FWC pumping rates are minimized inside and outside of No Man's Land. It assumes that FWC pumps most groundwater from No Man's Land and, other than F-49A, does not pump its other wells. Assumptions include:

- Groundwater elevations and gradients are similar to current conditions in 2015.
- FWC pumps wells F-49A and F-10B at 807 AFY, approximately 500 gpm.
- FWC pumps well F-10C at 1610 AFY, approximately 1000 gpm.
- FWC does not operate its other wells, including F-13A, F-13B and F-10D. (Note that the assumed shut down of these wells in this scenario does not indicate that FWC would be required to shut down these wells; rather, it shows the effect of these wells not operating in conjunction with the other assumptions of this scenario).
- Subcase #1, #2 and #3 involves pumping from CR-3, Miro-3, and Miro-2, respectively, at the annual average rate of 1569 which equals the water rights that the County currently has available for the reasons described in Scenario 2. Subcase #4 involves a 50/50 split in pumping between CR-3 and Miro-3.

Scenario #8 Pumping Rates

Well	Pumping Rate (AFY)	Pumping Rate (gpm)
F-10B	807	500
F-10C	1614	1000
F-10D	0	0
F-13A	0	0
F-13B	0	0
F-49A	807	500
CR-3, Miro-3, or Miro-2	1569	1184

Modeling indicates that under minimized FWC pumping, when CR-3 is pumping alone, 50% of particles are contained at CR-3 (Table 5). However, if all GWTS pumping occurs at Miro-3 or Miro-2, then 97% and 100% capture occurs, respectively. If a 50/50 split in pumping occurs between CR-3 and Miro-3, then 87% capture occurs at CR-3 and Miro-3. Like other scenarios, escaped particles occur between the GWTS pumping wells and F-49A. But considering the small mass of VOCs that migrate to the terminus of the B-Aquifer in this area, the resulting concentrations of VOCs that might flow beyond Offsite Unit CAP and GWTS wells are expected to be quite low.

Figures 8A through 8H in Appendix B depict VOC transport directions within the B-Aquifer and C-Aquifer under the four subcase pumping conditions (i.e., individual pumping by CR-3, Miro-3, Miro-2 and with a 50/50 CR-3/Miro-3 split).

4.4 COMPARISON OF MODEL RESULTS WITH WELL F-35 AND F-36 DATA

As requested in the RWQCB's letter directive to the County, two new monitoring wells, F-35 and F-36, were recently drilled and constructed downgradient of FWC well F-49A and County monitoring well N-18 (Figure 3). As reviewed in the Well Construction Summary Report included here as Appendix C, lithologic and geophysical logs prepared for these borings demonstrate that the B-Aquifer is not present at these locations (i.e., the B-Aquifer thins and dries up north of these wells), and the two wells were constructed to monitor two discrete vertical intervals in the regional C-Aquifer.

Another new monitoring well, M-8, was also recently installed adjacent to well N-18. This is a multiport "Westbay" well that will monitor discrete vertical intervals within both the B- and C-Aquifers. As indicated on the attached geophysical log that was prepared for well M-8 (Appendix D), the B-Aquifer at this location is very thin. Accordingly, the mass of VOCs within the B-Aquifer near its terminus is expected to be small.

The County anticipated the termination of the B-Aquifer near well N-18 and north of wells F-35 and F-36, and integrated this condition in the County's model.

Laboratory analytical results that were obtained for samples that were obtained from these wells immediately after well development are summarized below.

Summary of Notable Analytical Results for Wells F-35 and F-36

	F-35A	F-35B	F-36A	F-36B
Screen Interval Depth (ft)	400-450	505-560	420-470	530-580
Detected VOCs	(micrograms per liter)			
Tetrahchloroethen (PCE)	1.5	0.76	2.1	0.56
Trichloroethene (TCE)	0.13J	ND	0.11j	ND
Chloroform	ND	ND	0.16j	ND
Dichlorodifluoromethane	0.59	0.20J	0.54	0.21j
1,1-dichloroethane (1,1-DCA)	ND	ND	0.17j	ND
Trichlorofluoromethane	0.22J	ND	0.24	ND
Toluene	0.11j	ND	ND	ND

Note: J - estimated trace concentration
ND - Not Detected

The analytical results that were obtained recently for wells F-35 and F-36 confirm that VOC concentrations downgradient of wells F-49A and N-18 are quite low and do not threaten public health or the environment. These results confirm the model simulations that were performed for this project, particularly Scenario #1 which evaluates plume containment conditions under pumping stresses experienced within the last 3 years.

5.0 CONCLUSIONS AND RECOMMENDATIONS

The Unit 4 VOC release appears to be related to periodically rising groundwater levels beneath the site and with the percolation of surface water through ponding at the ground surface. Both of these phenomena have resulted in "stripping" of VOCs entrained in the vadose zone resulting in elevated downgradient VOC concentrations. Three factors will soon mitigate this condition: (1) the County is installing a soil vapor extraction system along a large portion of Unit 4's downgradient border, (2) the County will be installing a redundant landfill liner system within Unit 4 that will prevent surface water collection and percolation below Unit 4; and 3) the vadose zone impacts that previously existed below future Unit 4 appear to have been effectively stripped already, resulting in significant reduction in VOC concentrations in groundwater identified adjacent to future Unit 4.

The Unit 4 VOC plume containment analyses that were completed for this project demonstrate that the existing Offsite Unit 1 CAS and the perchlorate and VOC GWTS adequately contain Unit 4 VOCs under a range of possible pumping stresses. In addition, the County's GWTS includes three extraction wells (CR-3, Miro-3 and Miro-2) which provide the County with significant flexibility with which to respond to potential changes in groundwater and plume conditions in the future.

The analyses completed for this project indicate that the existing Offsite Unit 1 CAP system and the existing GWTS are adequate for their intended purposes, and no changes are needed. If it is reasonably assumed that current groundwater conditions and pumping stresses continue over the next several years, adequate containment of the Unit 4 VOCs can be achieved with the pumping programs and treatment systems already employed by the County for the Unit 1 and Western Plume response actions.

Recognizing that potential exposure to VOCs in groundwater only occurs through deep, long screen interval production wells, discrete monitoring of short well-screen intervals that represent only a small portion of the aquifer are not considered representative of the potential risk to public health or the environment in this setting. Rather, VOC abatement and compliance with RWQCB directives is best measured by comparing the thickness weighted average concentration of contaminants over a significant thickness of the aquifer and comparing these values with state and federal MCLs. In fact, in order to estimate the overall risk to the aquifer and potential receptors, the County's Updated EFS for Offsite Unit 1 Corrective Action (Updated EFS; GLA, 2015b), recommended using the full thickness of the C-Aquifer, as measured at FWC's production wells, as the best measure of VOC risk to the public and environment. This approach is also considered appropriate for evaluating the Unit 4 VOC impacts. Five additional factors were identified to support use of this approach: (1) given the great depth to groundwater in the northern Rialto-Colton basin, it is likely that any new wells constructed in the area will be deep municipal supply wells that penetrate the full thickness of the aquifer; 2) the concentration of VOCs in Unit 4 is expected to decline significantly over time; 3) since 2004, the average influent PCE concentration at the F-10 treatment plant has generally ranged from about 1.5 to 2.5 µg/L (i.e., approximately one-half the MCL) even while some upgradient discrete monitoring points have indicated concentrations above the MCL; 4) the risk to public

health and the environment is reduced by the fact that the water from the three extraction FWC wells (F-10B, F-10C and F-49A) is combined, so that even in the absence of treatment, concentrations would still be below the MCL; and 5) the County is in the process of installing a SVE system along the southern, downgradient border of the MVSL, and this will significantly reduce the mass of VOCs that may migrate toward the FWC pumping wells.

The County's new F-35 and F-36 monitoring wells (installed downgradient of the Offsite CAP) should be included in a routine semi-annual groundwater monitoring program in order to verify containment.

Plume containment should be re-evaluated again in 5 years to determine whether changing groundwater conditions warrant a modification of these recommendations. In addition, if purveyor water rights are modified as a result of ongoing litigation or otherwise, this review may be needed sooner. Finally, the County should continue to work with the FWC to assure that VOCs are removed from groundwater that is pumped downgradient of the MVSL.

6.0 REFERENCES

Bryan A. Stirrat & Associates, February 1995, "Revised Report of Waste Discharge, Mid-Valley Sanitary Landfill, San Bernardino County, California", in association with GeoLogic Associates; prepared for County of San Bernardino, Solid Waste Management Department.

California Department of Toxic Substances Control (DTSC), 2014a, "Closure Certification Acknowledgement for Broco Treatment, Storage, Disposal Inc., Rialto, California, EPA ID. No. CAD72945041, October 4.

_____, 2014b, "Notice of Final Determination, Broco Treatment, Storage, and Disposal Facility, 2610 Alder Avenue, Rialto, California, (Site Code 900237)", letter to Gerry Newcombe, Deputy Administrative Officer, San Bernardino County Department of Public Works, March 12.

California Department of Water Resources, 1934, "Geology and Ground-water Storage Capacity of Valley Fill, South Coastal Basin Investigation", Bulletin No. 45.

California Regional Water Quality Control Board, Santa Ana Region, 2015a, "Follow-up on the Status of Corrective Action Programs at the Mid-Valley Sanitary Landfill, San Bernardino County, Global ID: L10002260603", letter to Gerry Newcombe, Executive Director County of San Bernardino Department of Public Works, June 8.

_____, 2015b, "Approval of Engineering Feasibility Study for Supplemental Point-of-Compliance Corrective Action, Mid-Valley Sanitary Landfill, San Bernardino County, Global ID: L10002260603", letter to David Doublet, County of San Bernardino Solid Waste Management Division, July 10.

_____, 1999, "Proposed Revised Reort of Waste Discharge for Corrective Action, Mid-Valley Sanitary Landfill, San Bernardino County", letter to Gerry Newcombe, San Bernardino County Waste System Division, January 25.

_____, 1998, "Cleanup and Abatement Order No. 98-96 for San Bernardino County Waste Systems Division, Mid-Valley Sanitary Landfill", October 9.

_____, 1995, "Water Quality Plan, Santa Ana River Basin", adopted March 11, 1994 (Resolution No. 94-1).

CH2MHill, 2012, Final Numerical Groundwater Flow Model Report, Rialto-Colton Basin, prepared for United States Environmental Protection Agency, June.

_____, 2010, "Remediation Investigation / Feasibility Study Report, B.F. Goodrich Superfund Site, Rialto, CA.", prepared for the U.S. Environmental Protection Agency, January 25.

Court Order, 2015, "Order Issuing Preliminary Injunction and Ruling on Evidentiary Objections, San Bernardino Valley Municipal Water District v. San Gabriel Valley Water Company, Case No. CIVDS1311085, March 20.

Court Order, 1961, "Consent Decree, The Lytle Creek Water and Improvement Company v. Fontana Ranchos Water Company, et al", Case No. 81264.

Dutcher, L.C., and Garrett, A.A., 1963, "Geologic and hydrologic features of the San Bernardino area, California": U.S. Geological Survey Water-Supply Paper 1419.

Driscoll, D.G., 1986, Groundwater and Wells, Johnson Filtration Systems Inc., St. Paul, Minnesota.

ERM, 2013, Groundwater Flow Modeling Report, Source Area Operable Unit, B.F. Goodrich Superfund Site, EPA ID: CAN000905945, prepared for Emhart Industries, Inc., July.

Fife, D.L., Rogers, D.A., Chase, G.W., Chapman, R.H., and Sprotte, E.C., 1976, "Geologic Hazards in Southwestern San Bernardino County, California", Special Report No. 113, California Division of Mines and Geology.

Fox, R.C., and Roberts, M.W., August 1995, "Hydrogeologic Features of the Rialto-Colton Fault and Associated Structures", prepared for West San Bernardino County Water District.

Geo-**L**ogic **A**ssociates, 2015a, "Engineering Feasibility Study for Supplemental Point-of-Compliance Corrective Action, Mid-Valley Sanitary Landfill, San Bernardino County, California", prepared for the County of San Bernardino Solid Waste Management Division, submitted to the California Regional Water Quality Control Board, PN 2013-0090, June.

_____, 2015b, "Updated Engineering Feasibility Study for Offsite Unit 1 VOC Corrective Action, Mid-Valley Sanitary Landfill, San Bernardino County, California", prepared for the County of San Bernardino Solid Waste Management Division, submitted to the California Regional Water Quality Control Board, PN 2013-0090, September.

_____, 2015c, "Second Semiannual 2015 Monitoring Report, Rialto Groundwater Treatment System, Perchlorate and VOC Remediation, San Bernardino County, California", prepared for County of San Bernardino Solid Waste Management Division, submitted to California Regional Water Quality Control Board, September.

_____, 2014, "Updated Response Plans, Potential Perchlorate Impacts to FWC Well F-49A, San Bernardino County, California", letter report prepared for County of San Bernardino Solid Waste Division, submitted to California Regional Water Quality Control Board – Santa Ana Region, August 14.

_____, 2013, "Updated Analysis of Pumping Rates Necessay for Control of Down-Gradient Volatile Organic Chemical Release From and Near Mid-Valley Sanitary Landfill Unit 1, San Bernardino County, California", letter report prepared for County of San Bernardino Solid Waste Management Division, submitted to California Regional Water Quality Control Board, October 28.

_____, 2011, “Operations, Maintenance and Monitoring Plan, Rialto Perchlorate and VOC Groundwater Treatment System, Rialto, California”, prepared for the City of Rialto and the County of San Bernardino Solid Waste Management Division, submitted to the California Regional Water Quality Control Board, January.

_____, 2006 to Present, “Groundwater Monitoring, Rialto Groundwater Treatment System Perchlorate and VOC Remediation, San Bernardino County, California”, prepared for the County of San Bernardino Solid Waste Management Division, submitted to the California Regional Water Quality Control Board.

_____, 2005, “Revised Draft Interim Remedial Investigation / Feasibility Study, Perchlorate and VOC Impacts to Groundwater, Rialto, California”, prepared for San Bernardino County Solid Waste Management Division, January.

_____, 1998a, "Phase II (Offsite) Evaluation Monitoring Program, Mid-Valley Sanitary Landfill”, prepared for County of San Bernardino Waste System Division and NORCAL San Bernardino Inc., (June, 1998)

_____, 1998b, "Phase II (Offsite) Engineering Feasibility Study, Mid-Valley Sanitary Landfill”, prepared for County of San Bernardino Waste System Division and NORCAL San Bernardino Inc., (July, 1998)

_____, 1998c, “Proposed Revised Report of Waste Discharge, Mid-Valley Sanitary Landfill”, prepared for the County of San Bernardino Waste System Division, submitted to the California Regional Water Quality Control Board, October.

_____, 1998d, "Phase II Groundwater Model, Mid-Valley Sanitary Landfill”, prepared for County of San Bernardino Waste System Division and NORCAL San Bernardino Inc., (July, 1998)

_____, 1997a, " Evaluation Monitoring Program, Phase I Point-of-Compliance Study, Mid-Valley Sanitary Landfill”, prepared for County of San Bernardino Waste System Division and NORCAL San Bernardino Inc. (May, 1997)

_____, 1997b, "Evaluation Monitoring Program, Phase I Engineering Feasibility Study, Mid-Valley Sanitary Landfill”, prepared for County of San Bernardino Waste System Division and NORCAL San Bernardino Inc. (May 1997)

_____, 1997c, "Pilot Study Demonstration Program Workplan, Mid-Valley Sanitary Landfill”, prepared for County of San Bernardino Waste System Division and NORCAL San Bernardino Inc., (May, 1997).

_____, 1993 to Present, “Water Quality Monitoring, Mid-Valley Sanitary Landfill”, prepared for the County of San Bernardino Solid Waste Management Division, submitted to the California Regional Water Quality Control Board.

IT Corporation, 1989, "Final Solid Waste Assessment Test (SWAT), Fontana Sanitary Landfill", prepared for County of San Bernardino Solid Waste Management Department.

Izbiciki, J.A., Teague, N.F., Hatzinger, P.B., Bohlke, J.K., Sturchio, N.C., 2014, "Groundwater movement, recharge, and perchlorate occurrence in a faulted alluvial aquifer in California (USA)", Hydrogeology Journal, DOI 10.1007/s10040-014-1217-7, December 16.

McDonald, M.G. and Harbaugh, A.W., 1998, "A modular Three-Dimensional Finite Difference Groundwater Flow Model", U.S. Geological Survey Techniques of Water Resources Investigations Book 6, Chapter 1.

Paulinski, S., 2012, "Structural, Hydrogeologic Framework, and Textural Model of the Rialto-Colton Basin and the Chino and North Riverside Area", Master Thesis presented to Department of Geology faculty at California State University, Sacramento, Fall.

Pollock, D.W., 1989, "Documentation of Computer Programs to Compute and Display Pathlines Using Results from the U.S. Geological Survey Water Supply Paper 1839-D.

Woolfenden, L.R., and Kadhim, D., 1997, "Geohydrology and Water Chemistry in the Rialto-Colton Basin, San Bernardino County, California", U.S. Geological Survey Water Resources Investigations Report 97-4012.

Woolfenden, L.R., and Koczot, K.M., 2001, Numerical Simulation of Ground-Water Flow and Assessment of the Effects of Artificial Recharge in the Rialto-Colton Basin, San Bernardino County, California, U.S. Geological Survey Water Resources Investigations Report 00-4243.

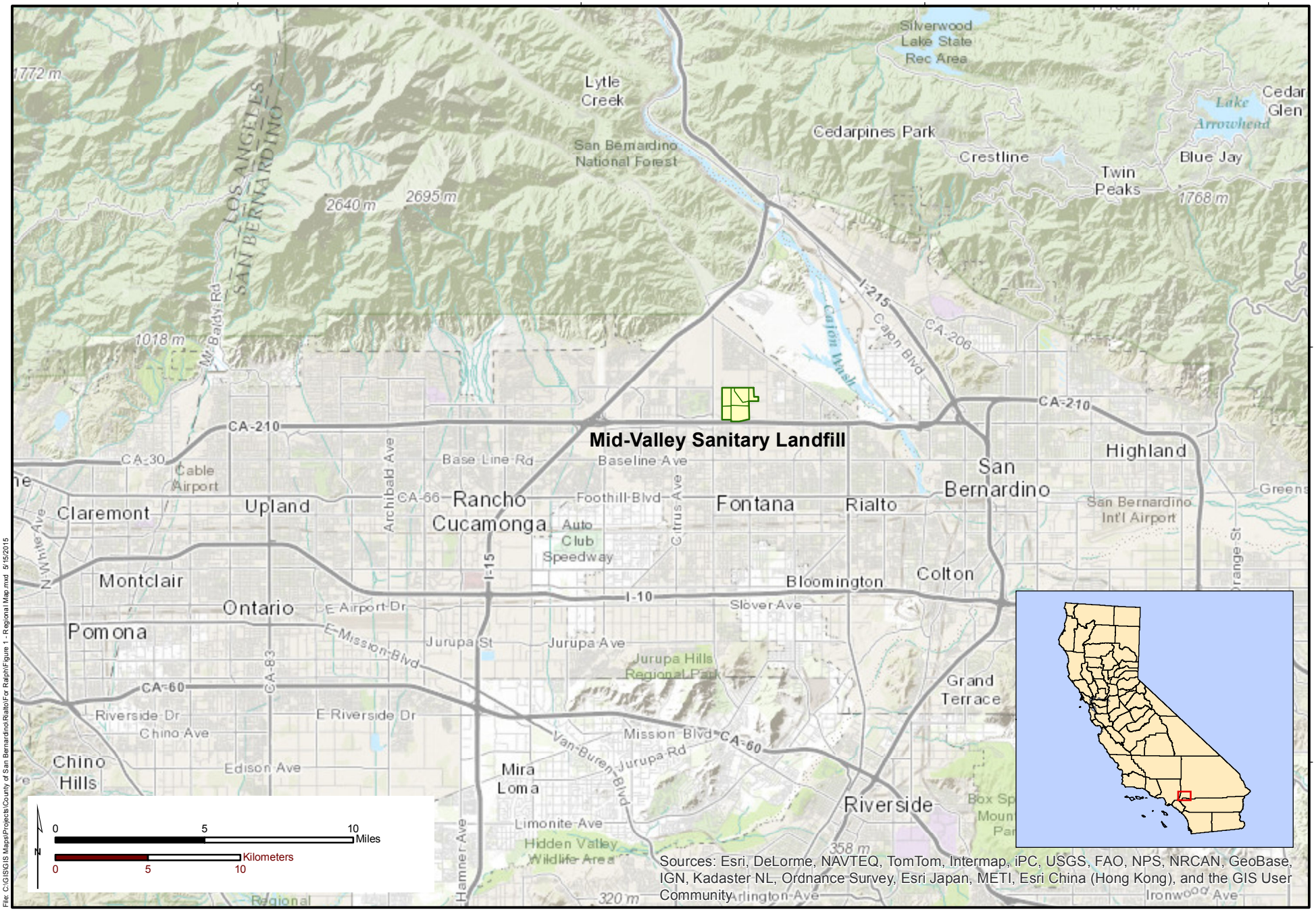

File: C:\GIS\GIS Maps\Projects\County of San Bernardino\Rialto\For Ralph\Figure 1 - Regional Map.mxd 5/15/2015

Produced by:

Geo-Logic ASSOCIATES
Geologists, Hydrogeologists, and Engineers

250 W First St, Suite #228
Claremont CA 91711
Phone: 909.626.2282
Fax: 909.626.1233

Author: ETL Date: 5/15/2015

County of San Bernardino
Solid Waste Management Division

Regional Location Map

San Bernardino County, California

Figure 1

Aerial Photo Attribution: County of San Bernardino, 2012

File: C:\GIS\GIS Maps\Projects\County of San Bernardino\Rialto\For Rialto\Figure 2 - Landfill Units Map.mxd 6/1/2015

Produced by:
Geo-Logic Associates
Geologists, Hydrogeologists, and Engineers
250 W First St, Suite #228
Claremont CA 91711
Phone: 909.626.2282
Fax: 909.626.1233
Author: ETL Date: 5/15/2015

N

0 500 1,000 1,500 2,000 2,500 Feet

0 100 200 400 600 Meters

County of San Bernardino
Solid Waste Management Division

Landfill Units Map

Mid-Valley Sanitary Landfill, Rialto California

Figure 2

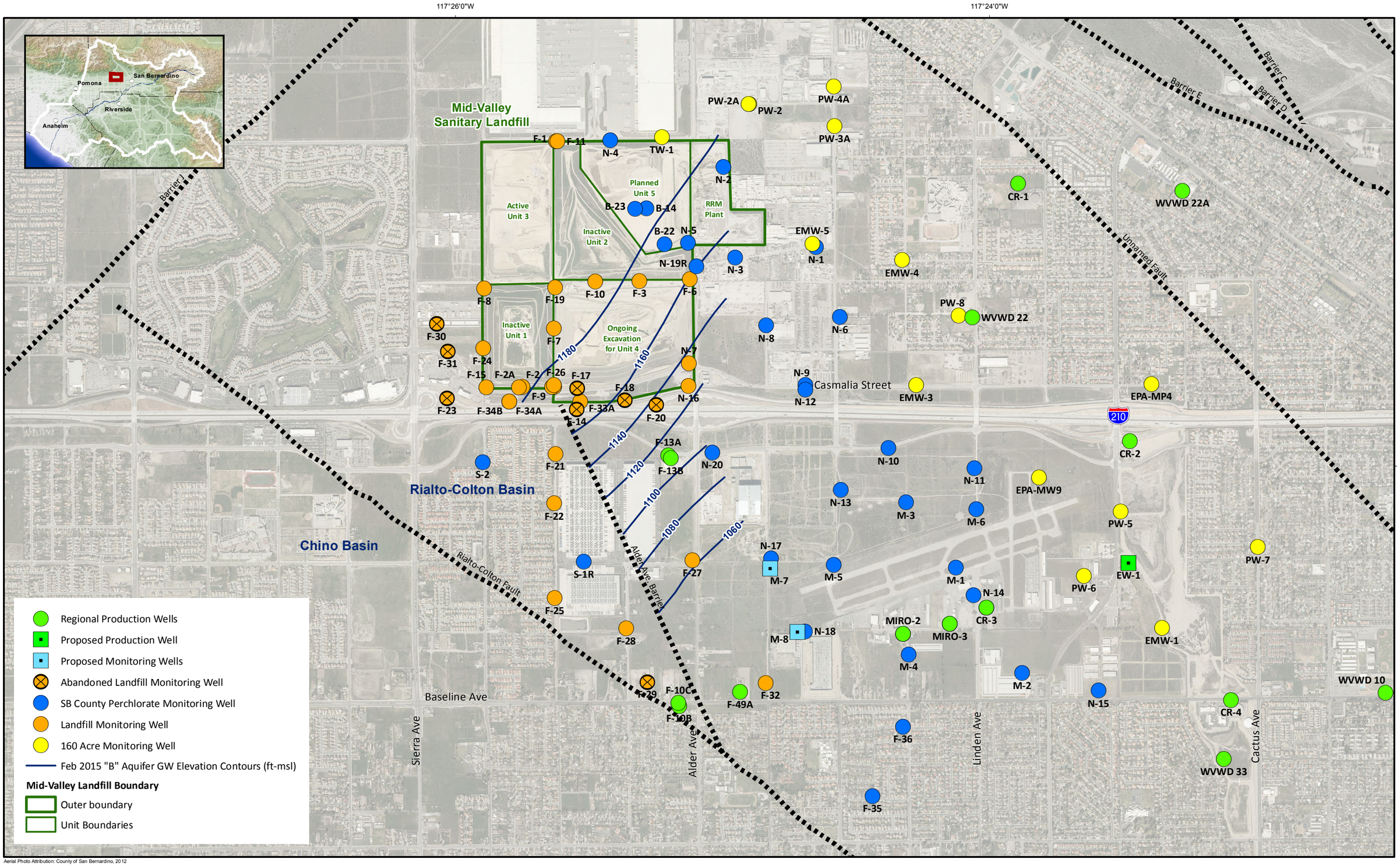

Aerial Photo Attribution: County of San Bernardino, 2012

Produced by:
Geo-Logic ASSOCIATES
Geologists, Hydrogeologists, and Engineers
250 W First St, Suite #228
Claremont CA 91711
Phone: 909.626.2282
Fax: 909.626.1233
Author: ETL Date: 9/28/2015

0 500 1,000 2,000 3,000 4,000 Feet

0 100 200 400 600 800 1,000 1,200 Meters

County of San Bernardino
Solid Waste Management Division

Monitoring Well Location Plan

Mid-Valley Sanitary Landfill, Rialto California

Figure 3

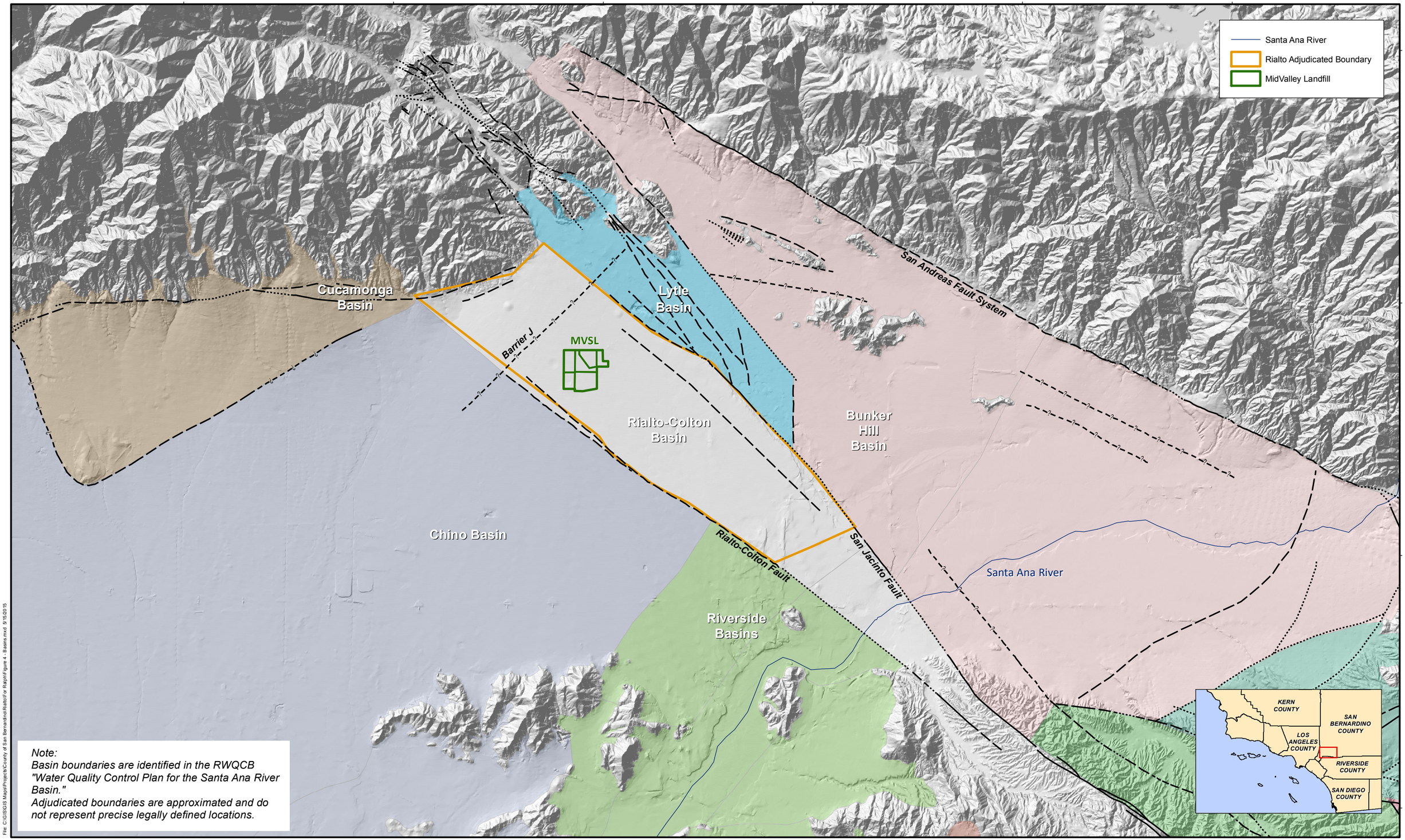

Note:
Basin boundaries are identified in the RWQCB "Water Quality Control Plan for the Santa Ana River Basin."
Adjudicated boundaries are approximated and do not represent precise legally defined locations.

File: C:\GIS\GIS Maps\Projects\County of San Bernardino\Rialto\For Ralph\Figure 4 - Basins.mxd 5/15/2015

Produced by:
Geo-Logic ASSOCIATES
Geologists, Hydrogeologists, and Engineers
250 W First St, Suite #228
Claremont CA 91711
Phone: 909.626.2282
Fax: 909.626.1233
Author: ETL Date: 5/15/2015

0 0.5 1 2 3 4 5 6 Miles
0 0.5 1 2 3 4 5 6 7 8 9 Kilometers

County of San Bernardino
Solid Waste Management Division

Rialto-Colton Basin Map
Rialto, California

Figure 4

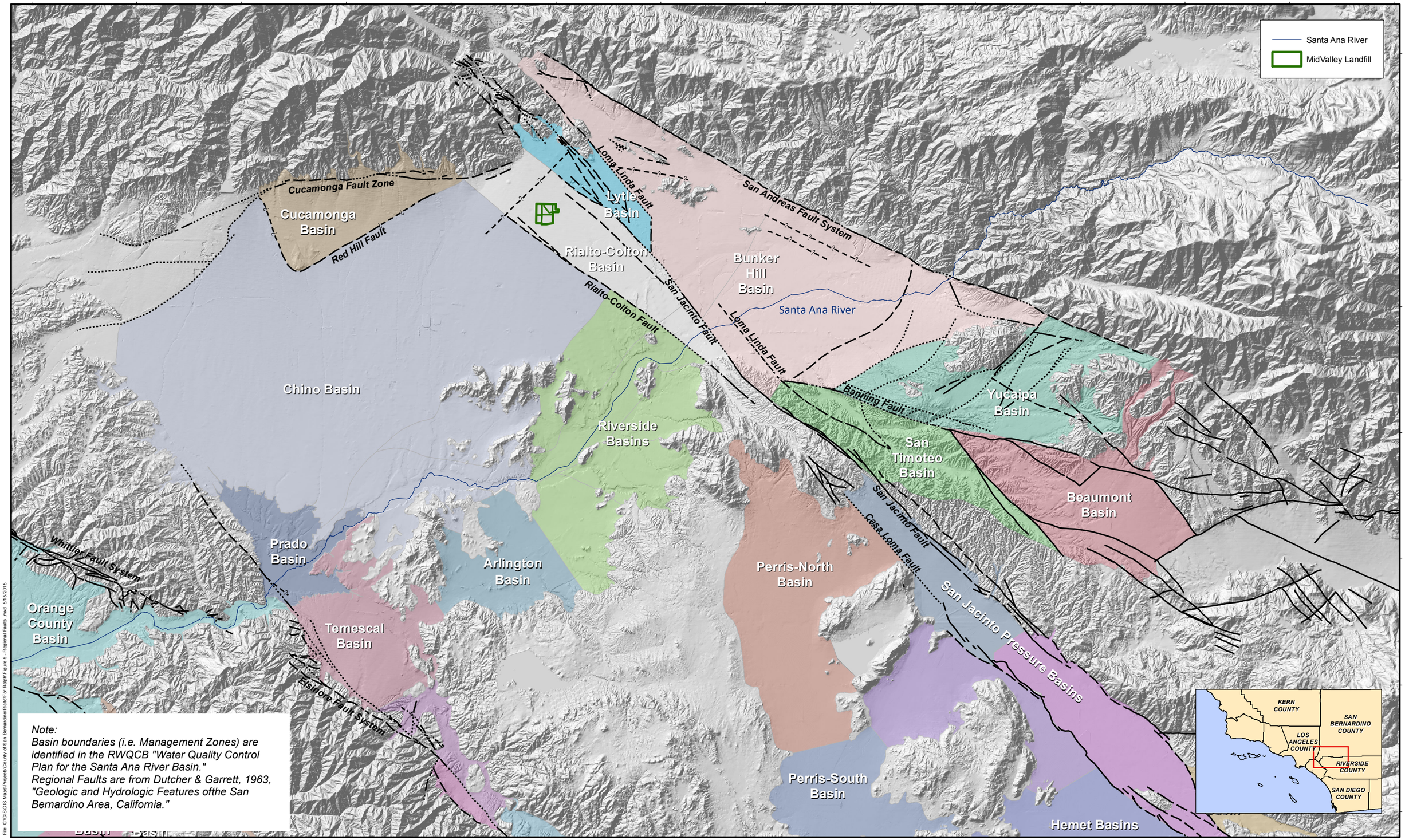

Note:
Basin boundaries (i.e. Management Zones) are identified in the RWQCB "Water Quality Control Plan for the Santa Ana River Basin."
Regional Faults are from Dutcher & Garrett, 1963, "Geologic and Hydrologic Features ofthe San Bernardino Area, California."

File: C:\GIS\GIS Maps\Projects\County of San Bernardino\Rialto\For Ralph\Figure 5 - Regional Faults .mxd 5/15/2015

Produced by:
Geo-Logic ASSOCIATES
Geologists, Hydrogeologists, and Engineers
250 W First St, Suite #228
Claremont CA 91711
Phone: 909.626.2282
Fax: 909.626.1233
Author: ETL Date: 5/15/2015

0 1 2 4 6 8 10 Miles
0 1 2 4 6 8 10 12 14 Kilometers

County of San Bernardino
Solid Waste Management Division

Regional Faults Map
Santa Ana River Watershed, Southern California

Figure 5

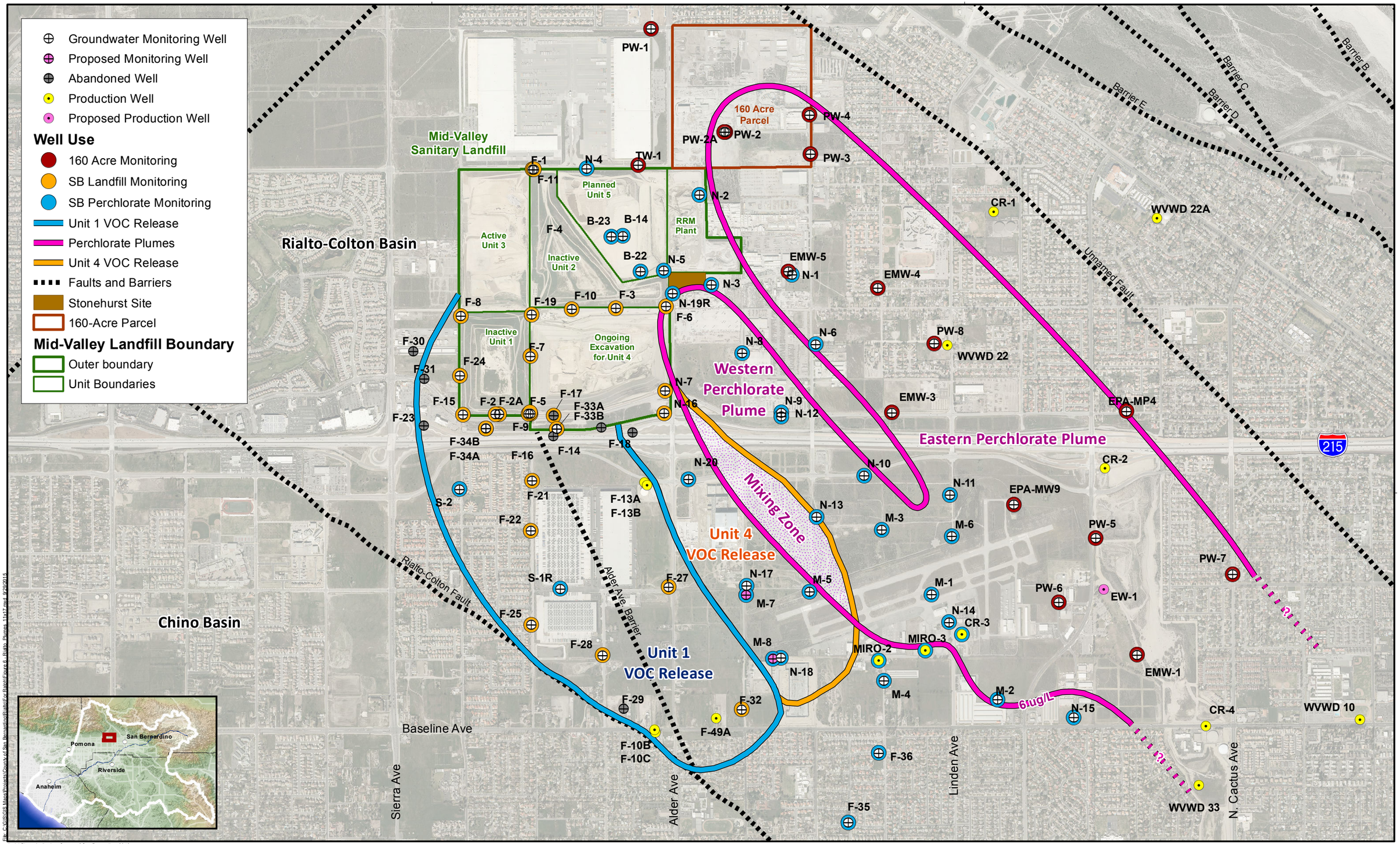

Aerial Photo Attribution: County of San Bernardino, 2012

File: C:\GIS\GIS Maps\Projects\County of San Bernardino\Rialto\For Rialto\Figure 6 - Rialto Plumes 11x17.mxd 9/29/2015

Produced by:

Geo-Logic ASSOCIATES
Geologists, Hydrogeologists, and Engineers

250 W First St, Suite #228
Claremont CA 91711
Phone: 909.626.2282
Fax: 909.626.1233

Author: ETL Date: 9/29/2015

N

0 500 1,000 2,000 3,000 4,000 Feet

0 100 200 400 600 800 1,000 1,200 Meters

County of San Bernardino
Solid Waste Management Division

Approximate Groundwater Plume Locations - Northern Rialto-Colton Basin

San Bernardino County, California

Figure 6

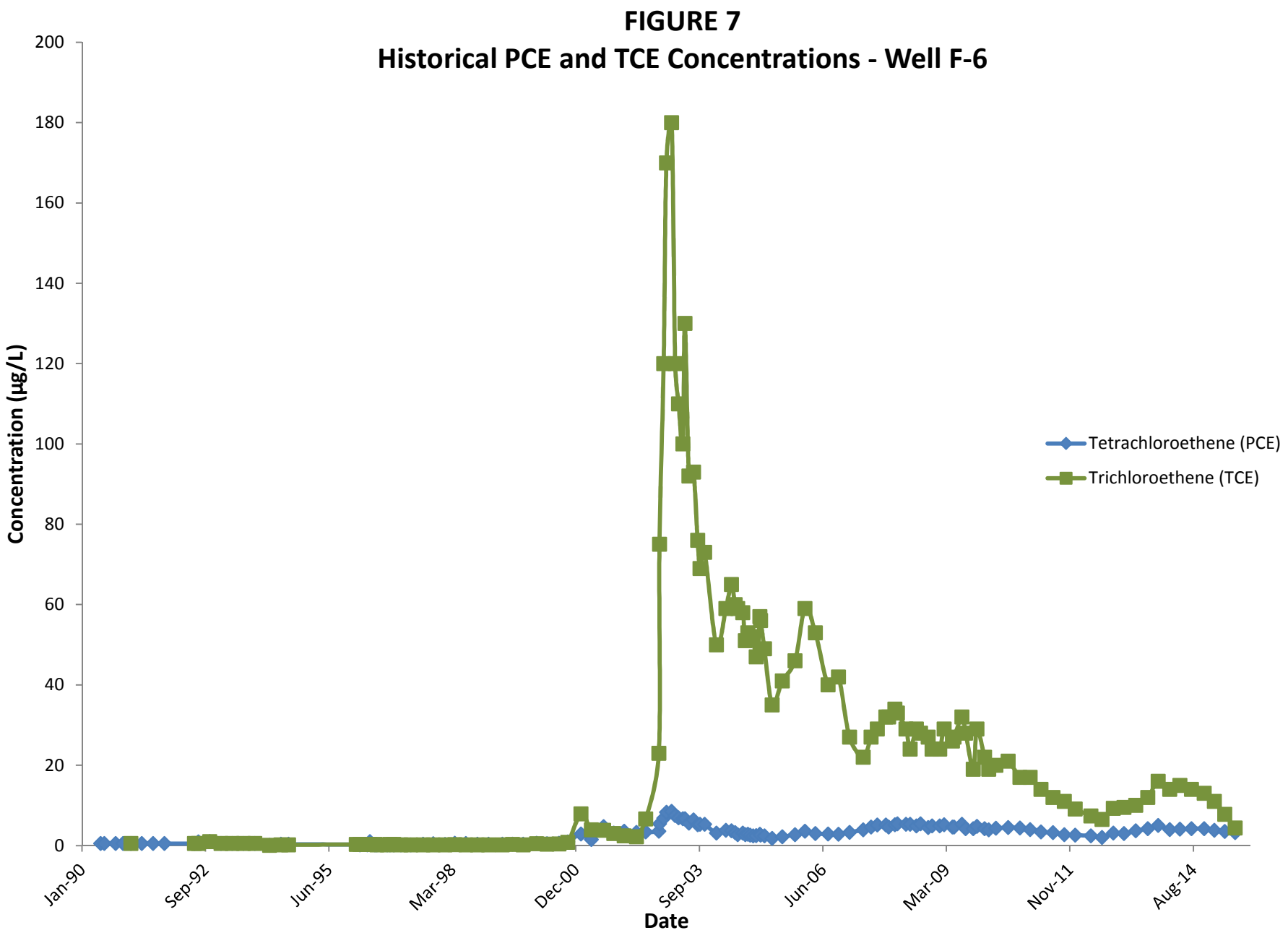
FIGURE 7
Historical PCE and TCE Concentrations - Well F-6
Concentration (µg/L)
200
180
160
140
120
100
80
60
40
20
0
Jan-90
Sep-92
Jun-95
Mar-98
Dec-00
Sep-03
Jun-06
Mar-09
Nov-11
Aug-14
Date
Tetrachloroethene (PCE)
Trichloroethene (TCE)

Figure 8
Historical Groundwater Elevations
MVSL POC

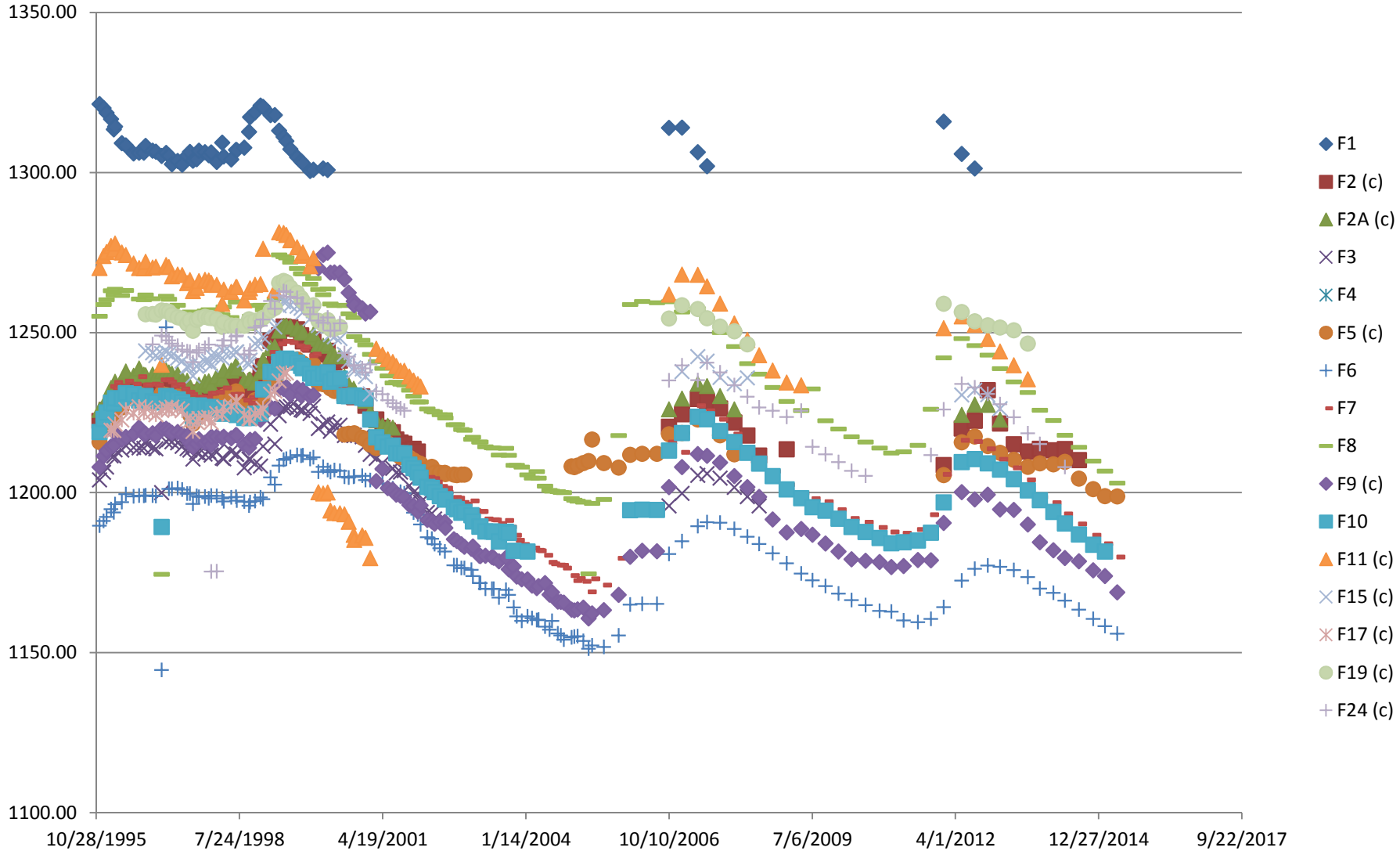

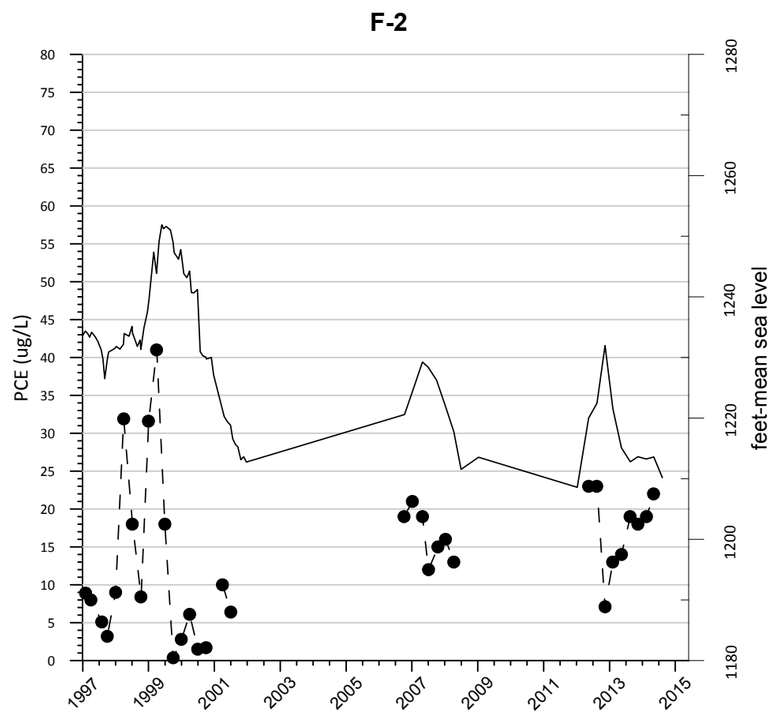

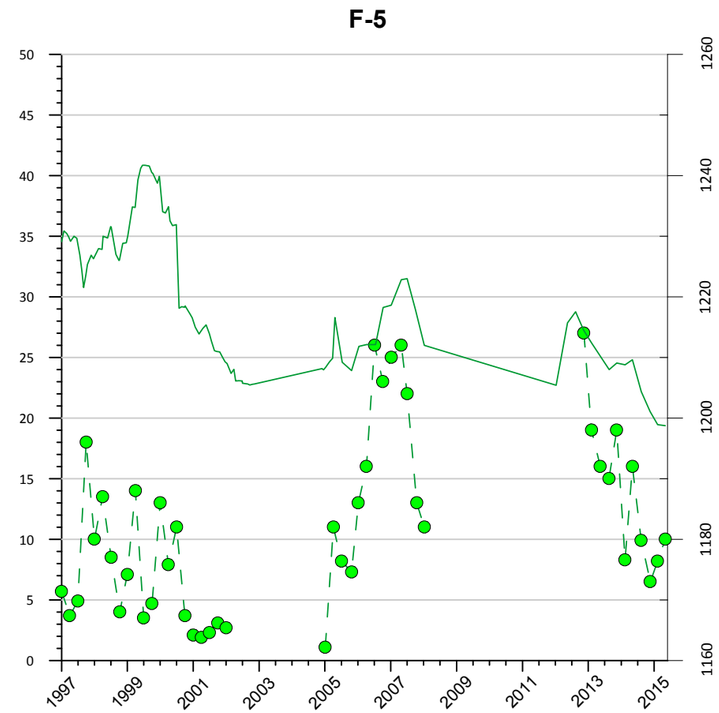

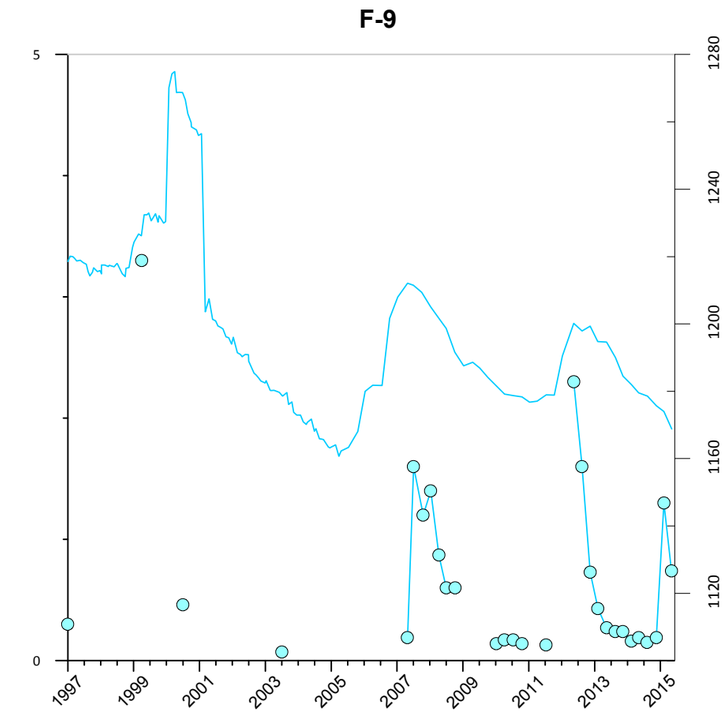

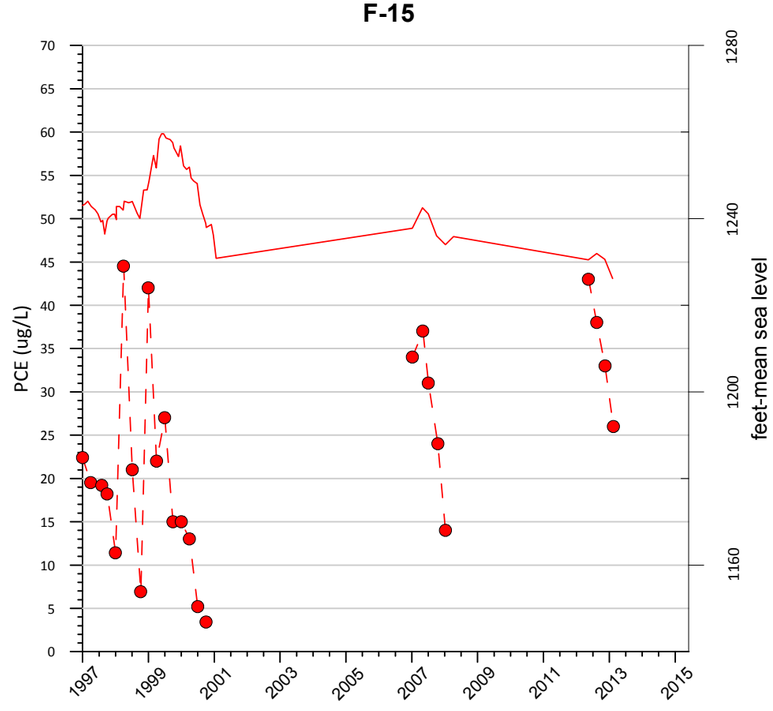

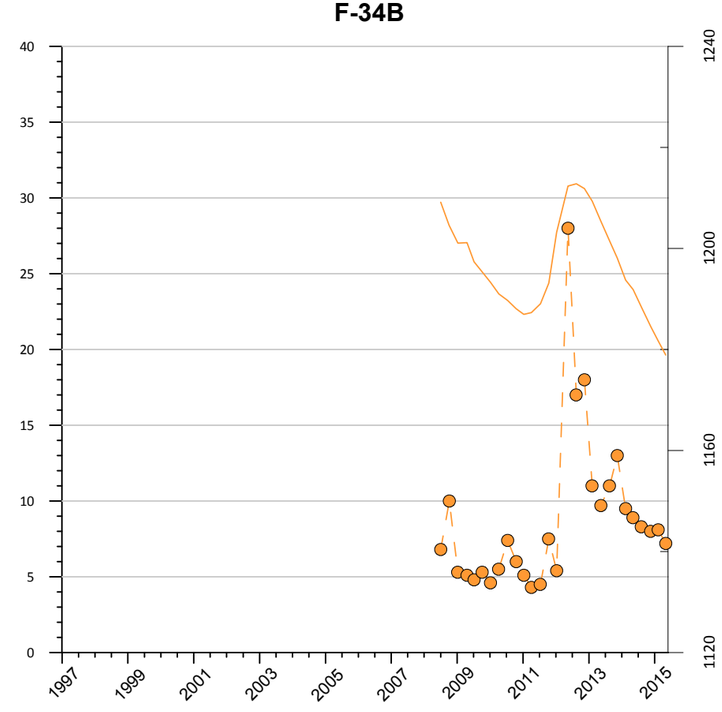

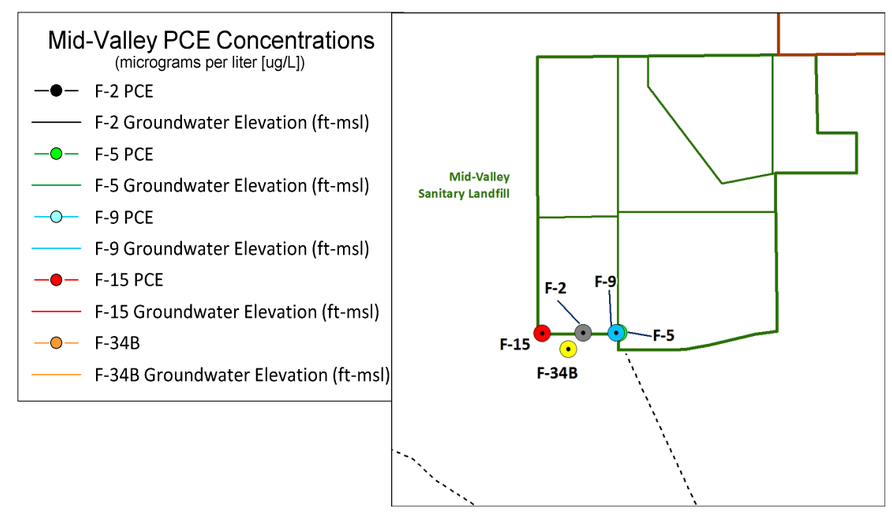

Geo-Logic ASSOCIATES

PCE Concentrations and Groundwater Elevations
Unit 1 POC Area
Figure 9

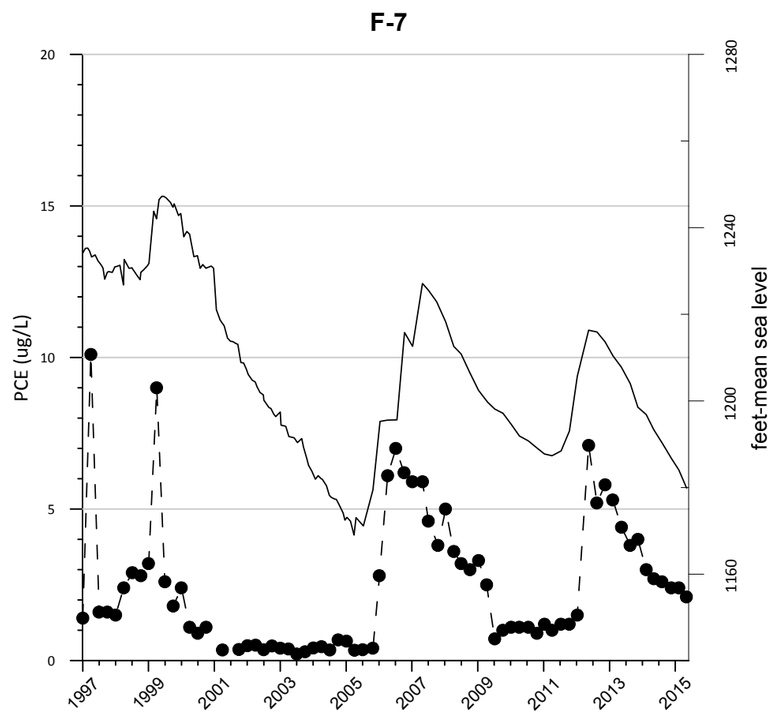

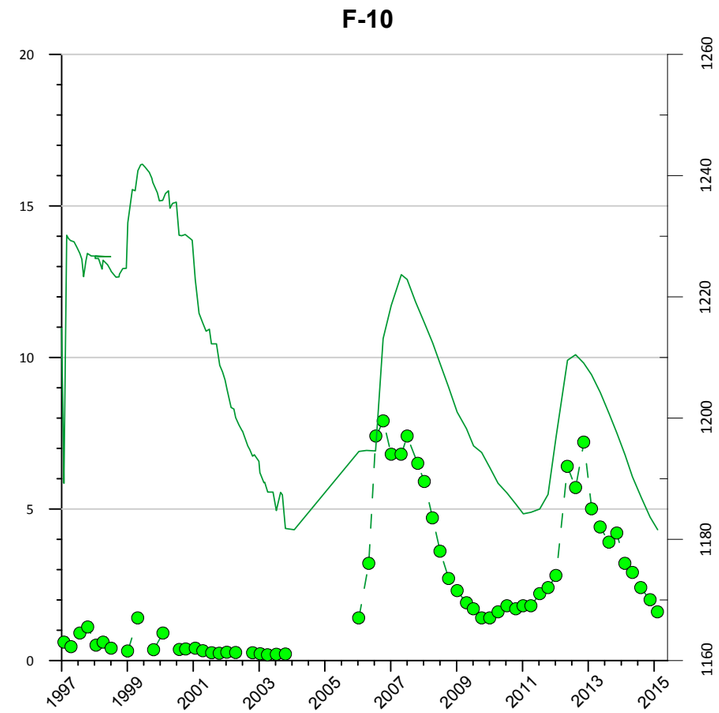

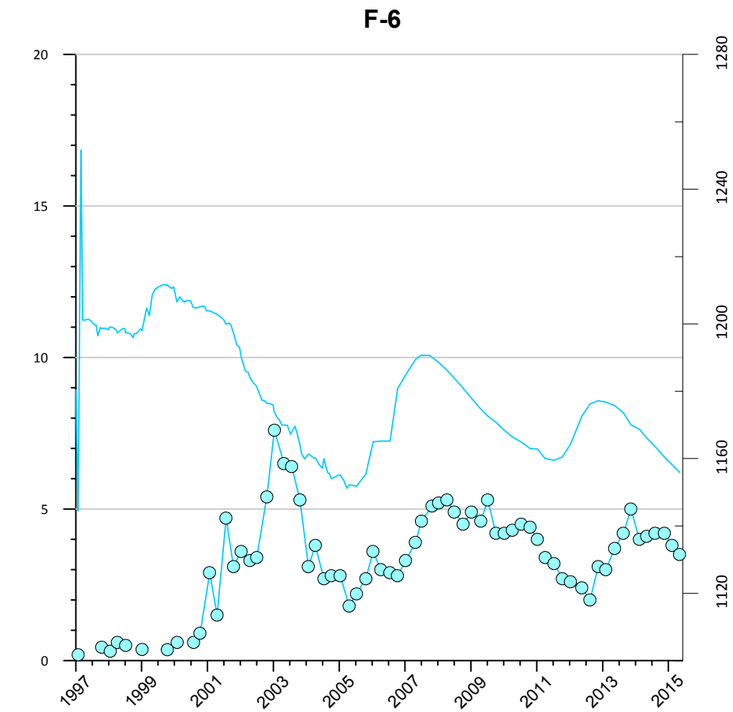

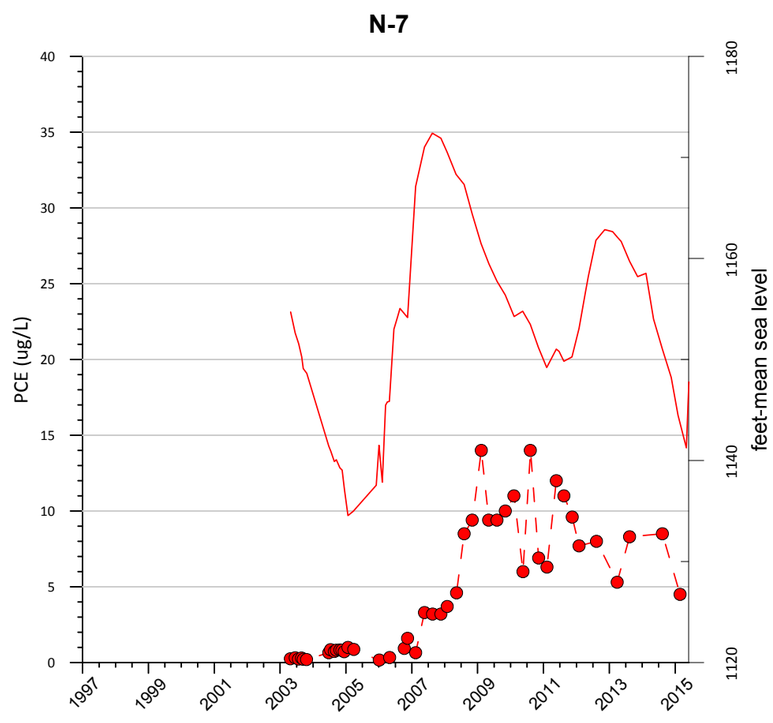

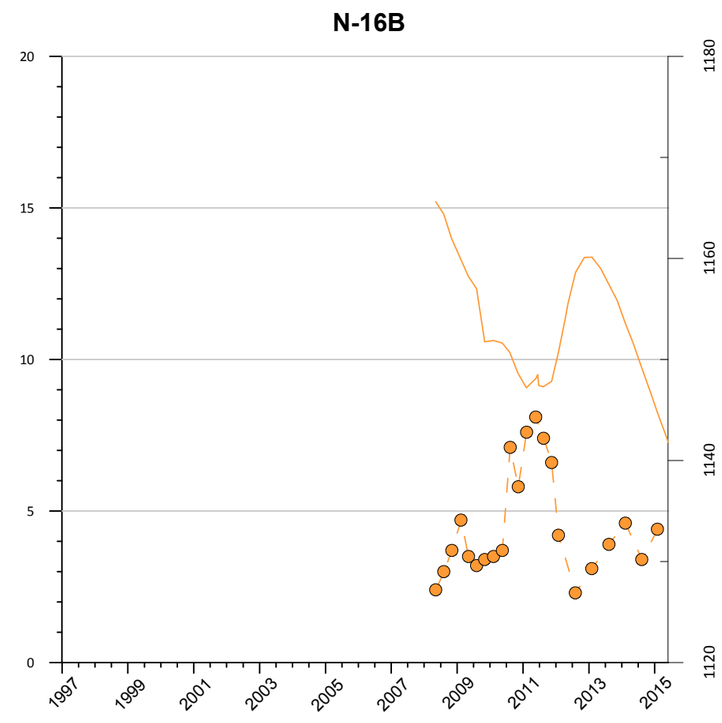

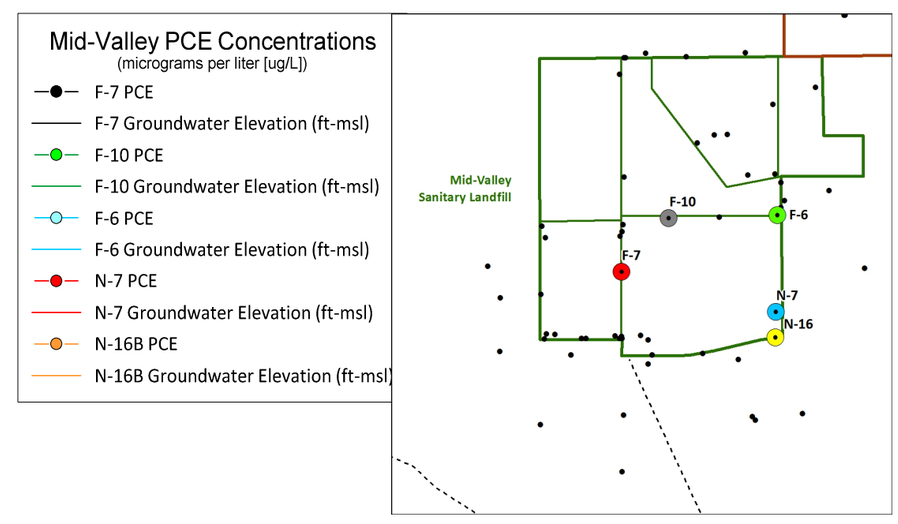

Geo-Logic ASSOCIATES

PCE Concentrations and Groundwater Elevations
Unit 4 Area
Figure 10

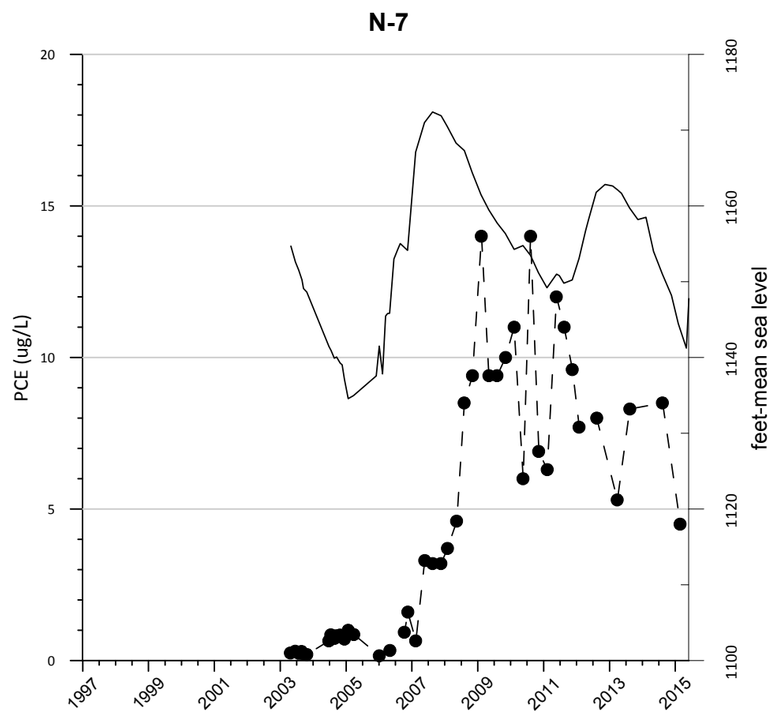

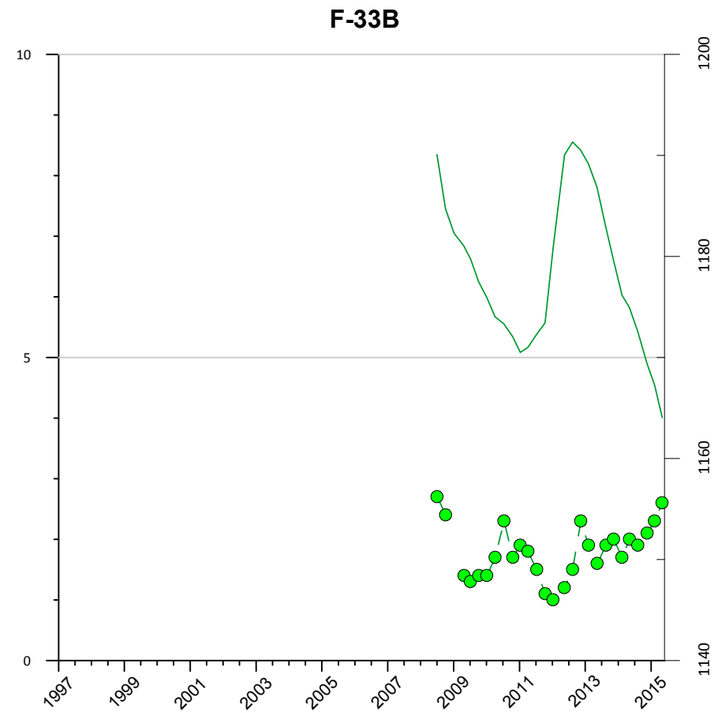

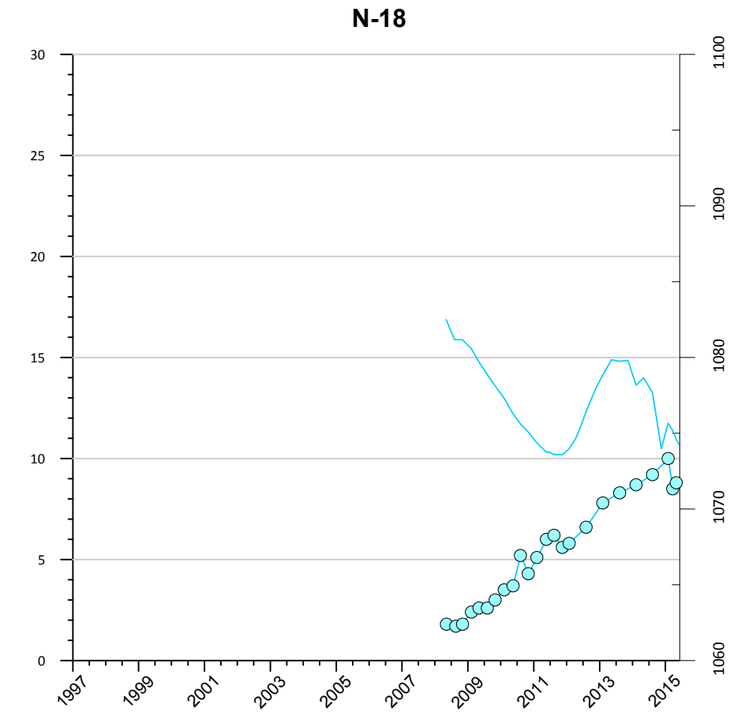

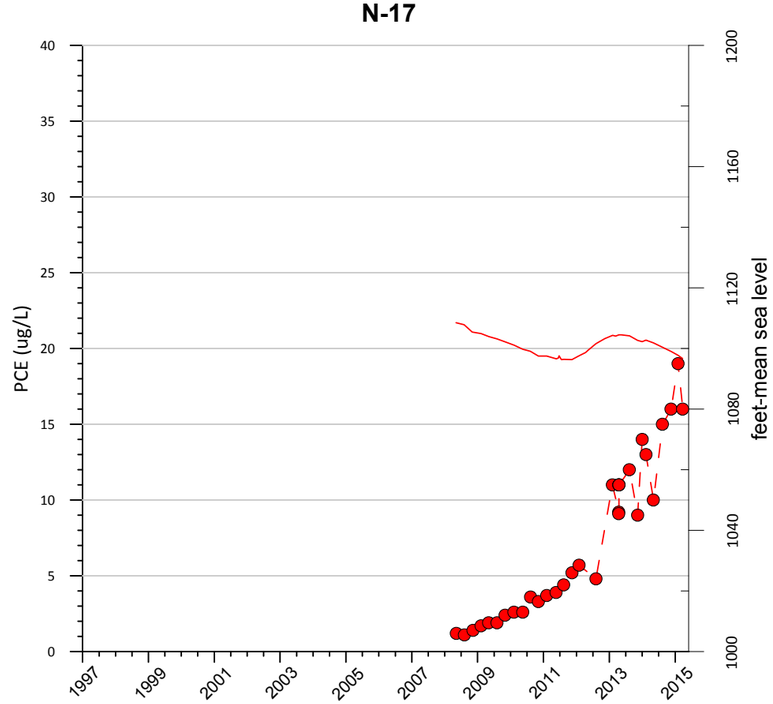

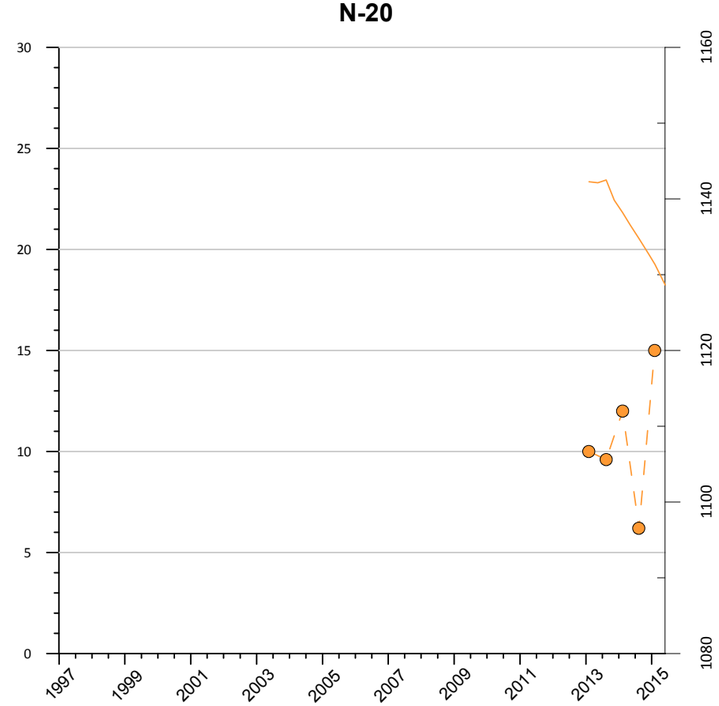

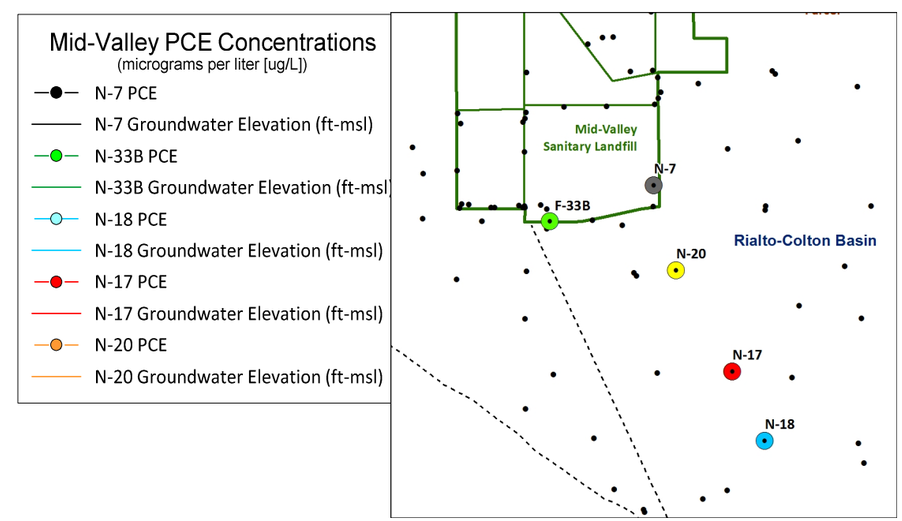

Geo-Logic ASSOCIATES

PCE Concentrations and Groundwater Elevations
Unit 4 Plume
Figure 11

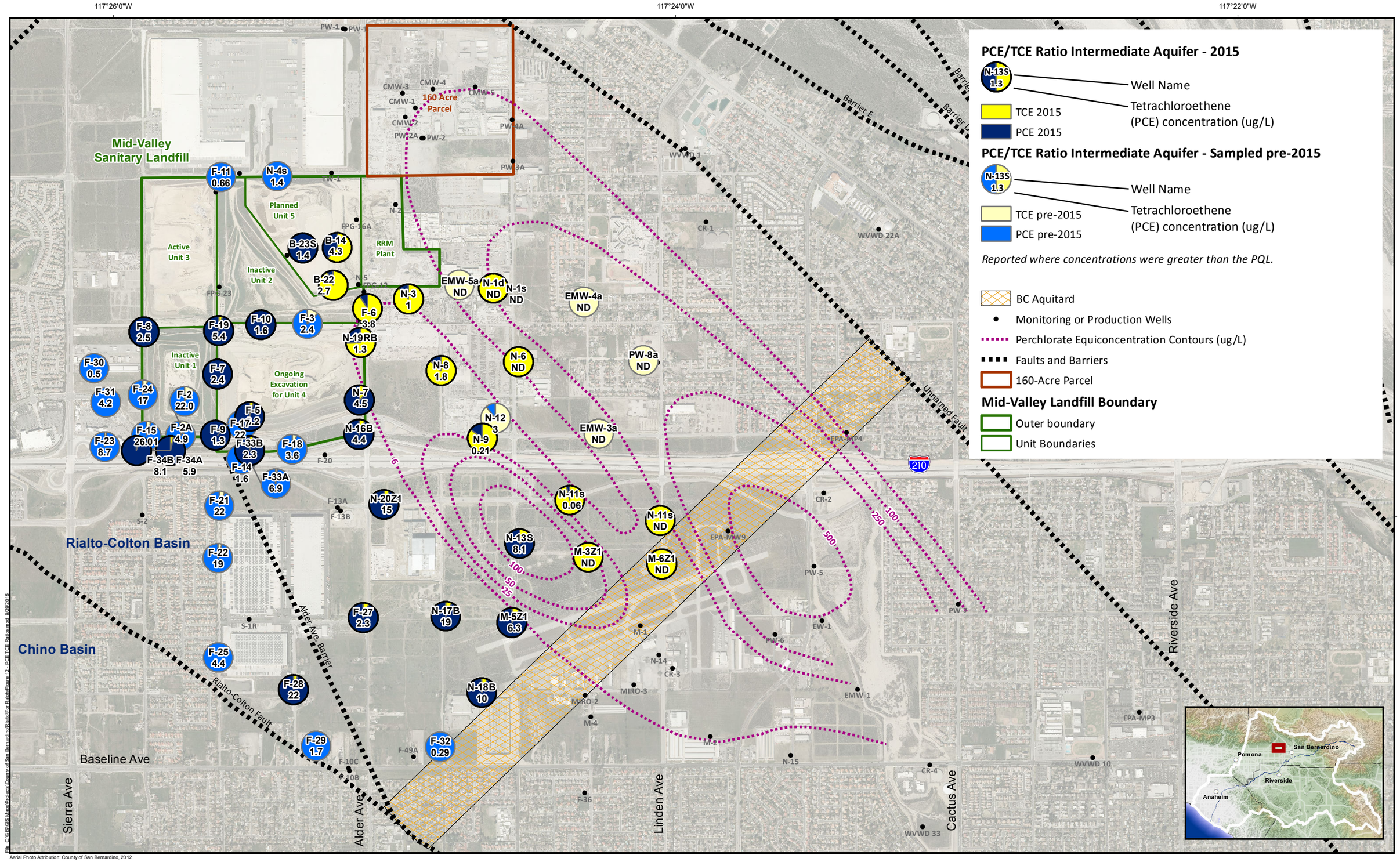

Aerial Photo Attribution: County of San Bernardino, 2012

File: C:\GIS\GIS Maps\Projects\County of San Bernardino\Rialto\For Rialto\Figure 12 - PCE TCE Ratios.mxd 9/29/2015

Produced by:
Geo-Logic ASSOCIATES
Geologists, Hydrogeologists, and Engineers
250 W First St, Suite #228
Claremont CA 91711
Phone: 909.626.2282
Fax: 909.626.1233
Author: ETL Date: 9/29/2015

0 500 1,000 2,000 3,000 4,000 Feet
0 100 200 400 600 800 1,000 1,200 Meters

County of San Bernardino
Solid Waste Management Division

Intermediate Aquifer - Recent PCE and TCE Concentration Ratios

Northern Rialto-Colton Basin

Figure 12

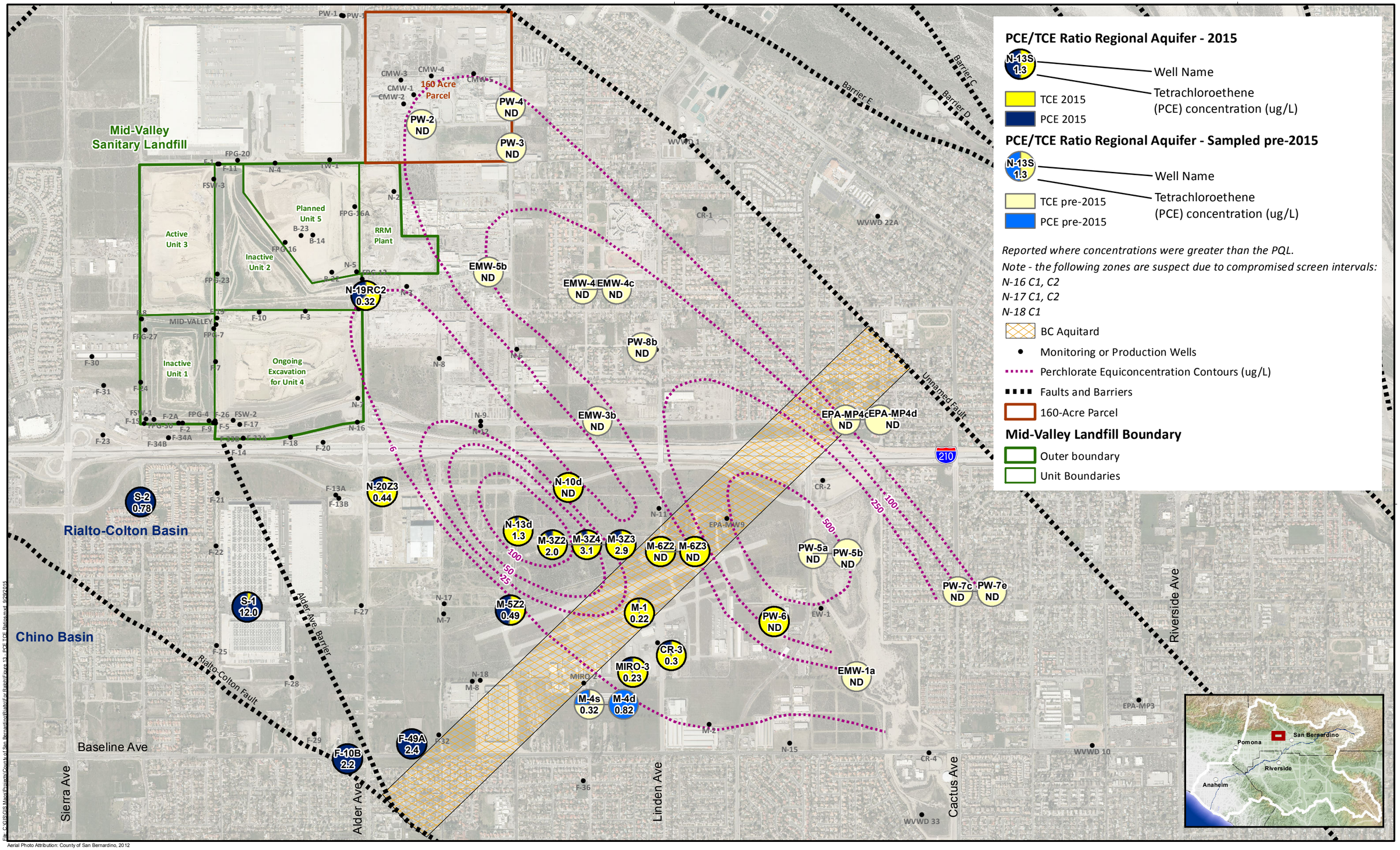

Aerial Photo Attribution: County of San Bernardino, 2012

File: C:\GIS\GIS Maps\Projects\County of San Bernardino\Rialto\For Rialto\Figure 13 - PCE TCE Ratios.mxd 9/29/2015

Produced by:

Geo-Logic ASSOCIATES
Geologists, Hydrogeologists, and Engineers

250 W First St, Suite #228
Claremont CA 91711
Phone: 909.626.2282
Fax: 909.626.1233

Author: ETL Date: 9/29/2015

0 500 1,000 2,000 3,000 4,000 Feet
0 100 200 400 600 800 1,000 1,200 Meters

County of San Bernardino
Solid Waste Management Division

Regional Aquifer - Recent PCE and TCE Concentration Ratios

Northern Rialto-Colton Basin

Figure 13

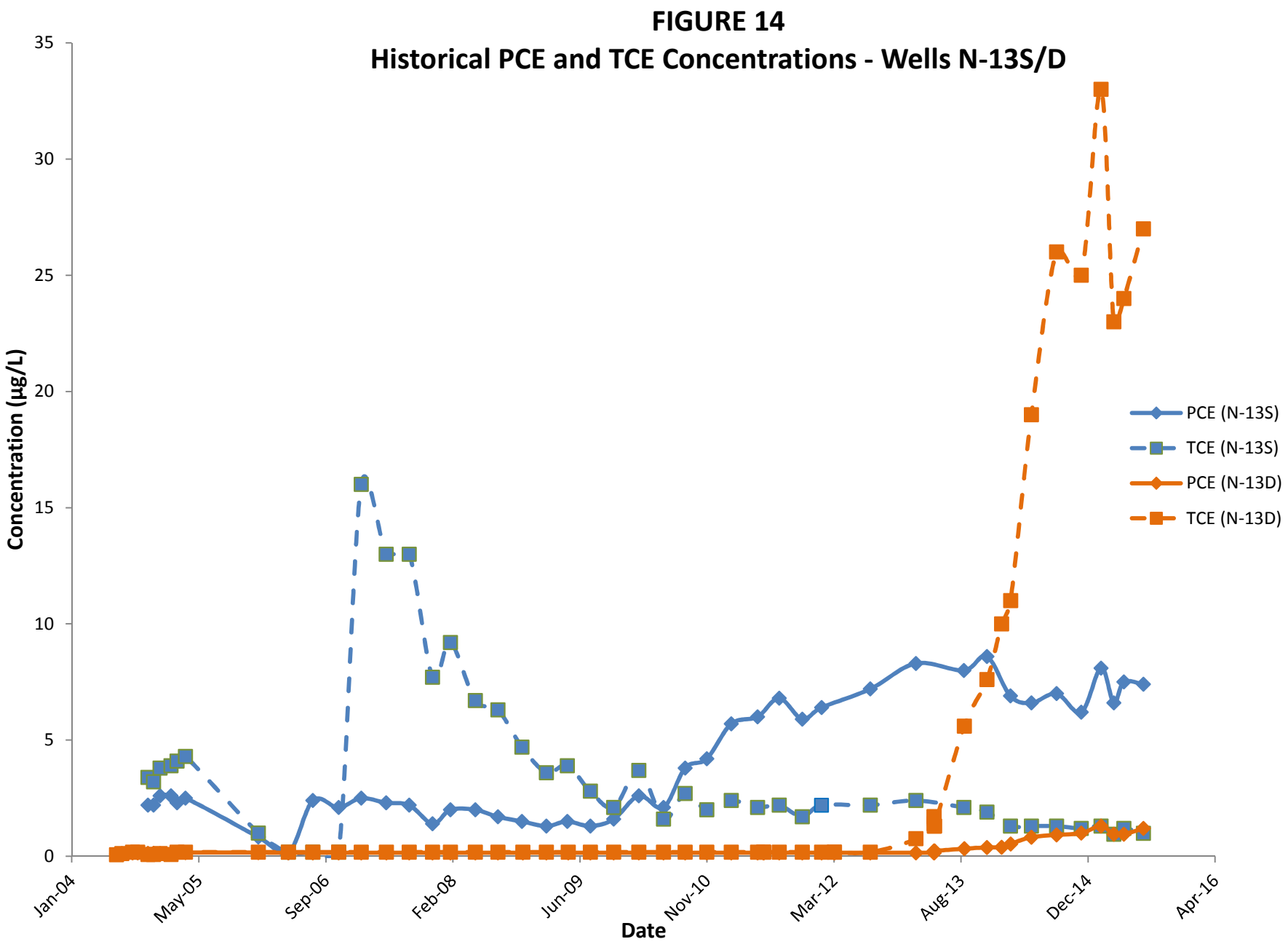
FIGURE 14
Historical PCE and TCE Concentrations - Wells N-13S/D
Concentration (µg/L)
35
30
25
20
15
10
5
0
Jan-04
May-05
Sep-06
Feb-08
Jun-09
Nov-10
Mar-12
Aug-13
Dec-14
Apr-16
Date
PCE (N-13S)
TCE (N-13S)
PCE (N-13D)
TCE (N-13D)

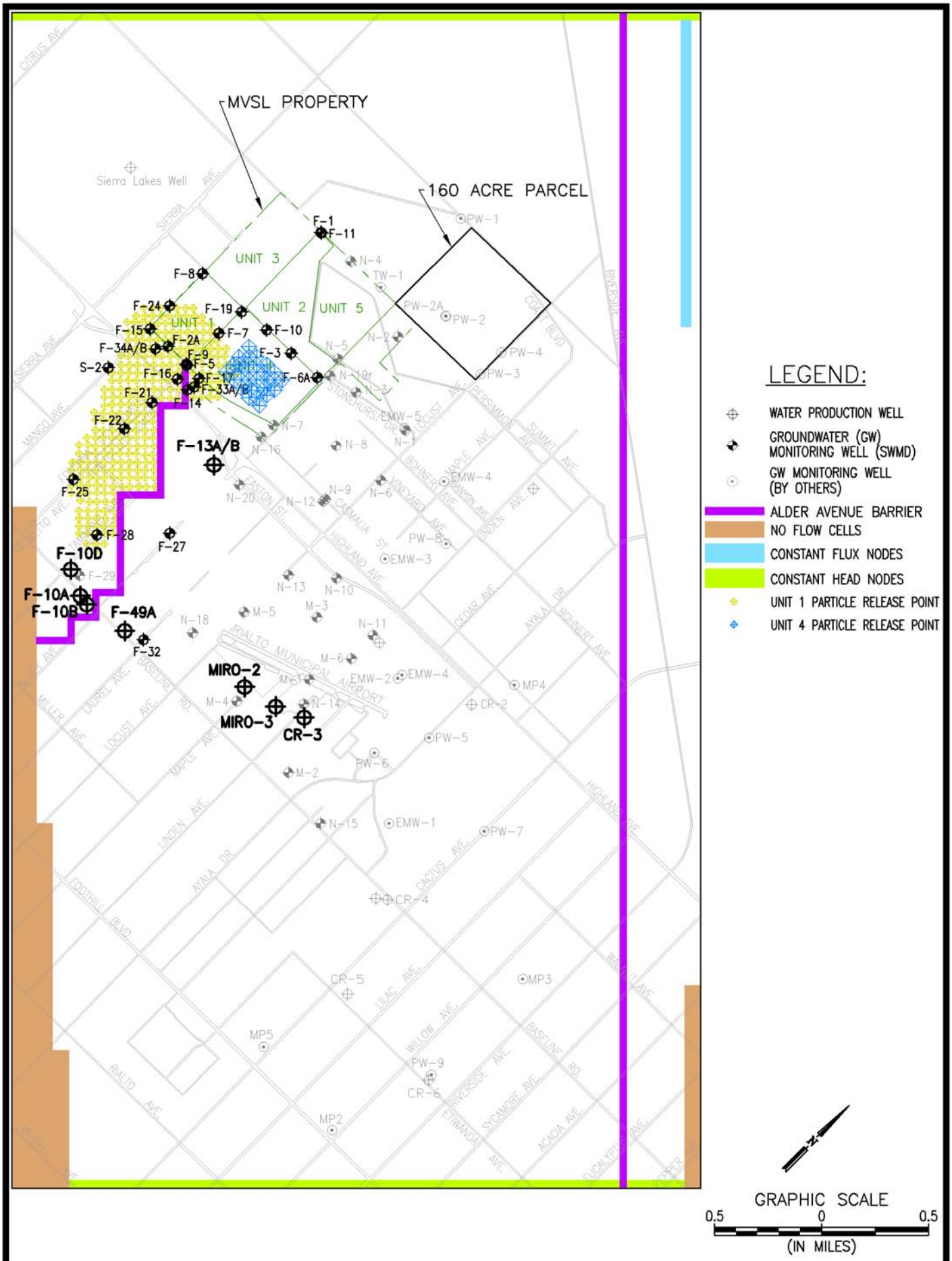

CONTAINMENT EVALUATION OF UNIT 4 VOC PLUME MID-VALLEY SANITARY LANDFILL SAN BERNARDINO COUNTY, CA	FIGURE 15 VOC PARTICLE RELEASE POINTS AND PRODUCTION WELL LOCATIONS DRAWN BY: VL | DATE: SEPTEMBER 2015 | JOB NO. 2013.0090	Geo-Logic ASSOCIATES

TABLE 1
SUMMARY OF HISTORIC MONITORING RESULTS BY WELL
INORGANIC CONSTITUENTS

BACKGROUND WELLS																
	F-1				F-8				F-11				ALL WELLS			
ANALYTE	MAX	MED	AVE	STD	MAX	MED	AVE	STD	MAX	MED	AVE	STD	MAX	AVE MED	AVG AVG	AVG STD
GENERAL CHEMISTRY (mg/L)																
Bicarbonate	230.00	NC	NC	NC	210	180	178	26.5	201.00	190.00	178.67	29.67	230.00	185.00	178.17	28.11
Chloride	49.00	11.50	14.30	12.83	7.6	3.90	4.02	1.41	15.00	9.80	8.47	4.33	49.00	8.40	8.93	6.19
Hardness	212.00	NC	NC	NC	280	180	196	54.7	188.00	180.00	179.33	9.02	212.00	180.00	187.83	31.86
Nitrate as N	7.90	5.90	5.62	1.84	8.5	4.00	4.00	2.15	6.80	5.20	4.77	1.47	8.50	5.03	4.80	1.82
pH	7.80	7.13	7.15	0.47	8.0	7.14	7.08	0.427	8.10	7.50	7.43	0.45	8.10	7.26	7.22	0.45
Specific Conductance	677.00	574.00	532.22	139.02	1420	397	452	208	702.00	414.50	450.85	142.42	1100.00	461.83	478.21	163.23
Sulfate	56.80	28.50	29.98	11.01	44	19.0	19.3	4.28	33.00	26.00	25.55	5.85	56.80	24.50	24.93	7.05
Total Dissolved Solids (TDS)	430.00	360.00	349.20	75.02	1300	250	272	139	380.00	310.00	298.52	64.97	1300.00	306.67	306.52	93.12

A-AQUIFER WELLS																												
	F-2A				F-5				F-15				F-19				F-33A				F-34A				ALL WELLS			
ANALYTE	MAX	MED	AVE	STD	MAX	MED	AVE	STD	MAX	MED	AVE	STD	MAX	MED	AVE	STD	MAX	MED	AVE	STD	MAX	MED	AVE	STD	MAX	AVE MED	AVG AVG	AVG STD
GENERAL CHEMISTRY (mg/L)																												
Bicarbonate	374.00	240	259	107	699	220	327	223	276.00	220	239	32.3	162.00	NC	NC	NC	NC	NC	NC	NC	NC	NC	NC	NC	377.75	226.67	274.91	120.79
Chloride	64	6.90	12.8	16.9	49	6.40	12.8	13.2	25.0	7.10	8.36	5.23	10.0	4.45	4.97	1.69	15.00	6.50	8.89	4.16	77.00	13.00	26.41	25.71	40.00	9.63	12.26	13.53
Hardness	364	220	253	98.3	563	180	265	173	330	190	219	99.3	194	NC	NC	NC	NC	NC	NC	NC	NC	NC	NC	NC	362.75	196.67	246.02	123.55
Nitrate as N	20	5.10	5.65	3.89	8.0	3.00	2.81	1.80	19	7.20	9.21	5.42	6.2	4.35	4.18	1.44	4.40	3.25	3.54	0.56	6.40	5.00	4.66	1.37	10.67	4.65	5.01	2.41
pH	8.8	7.10	7.00	0.744	7.7	6.80	6.82	0.285	8.00	7.00	7.04	0.518	7.9	7.22	7.30	0.363	7.41	7.37	7.24	0.25	7.08	6.62	6.69	0.28	7.82	7.02	7.02	0.41
Specific Conductance	1060	455	559	274	1500	517	560	331	974	665	644	264	666	434	432	133	868.00	522.00	610.38	167.78	1080.00	606.00	696.85	234.53	1024.67	533.08	583.71	234.19
Sulfate	97	23.0	35.2	27.7	76	20.0	20.6	11.1	35	26.0	26.4	4.81	24	22.0	21.6	2.10	44.00	17.00	25.50	12.95	23.00	20.00	19.18	3.54	49.83	21.33	24.74	10.36
Total Dissolved Solids (TDS)	750	320	380	163	630	330	361	113	680	480	446	138	390	295	290	59.4	530.00	320.00	392.50	111.32	650.00	410.00	443.85	131.82	605.00	359.17	385.61	119.53

B AQUIFER WELLS																												
	F-2				F-9				F-14				F-16				F-18*				F-20				F-24			
ANALYTE	MAX	MED	AVE	STD	MAX	MED	AVE	STD	MAX	MED	AVE	STD	MAX	MED	AVE	STD	MAX	MED	AVE	STD	MAX	MED	AVE	STD	MAX	MED	AVE	STD
GENERAL CHEMISTRY (mg/L)																												
Bicarbonate	1650.00	430.00	748.67	791.66	170	145	151	15.8	270.00	270.00	246.67	40.41	250.00	220.00	230.00	17.32	55.00	NC	NC	NC	230.00	230.00	208.00	38.11	190.00	190.00	182.00	13.86
Chloride	56.00	25.00	24.23	14.53	12	3.00	3.26	1.27	10.00	3.20	3.88	1.90	20.00	5.00	6.50	4.74	10.00	1.70	2.24	2.45	9.00	4.00	4.05	1.65	10.00	5.00	5.23	1.95
Hardness	780.00	350.00	457.33	284.61	187	160	138	62.4	230.00	230.00	200.00	51.96	286.00	200.00	228.67	49.65	1370.00	12.00	464.67	784.04	223.00	210.00	207.00	17.69	188.00	150.00	141.33	51.55
Nitrate as N	12.00	1.41	3.97	4.52	2.9	1.97	1.87	0.474	3.98	1.90	1.90	0.76	4.34	3.00	2.92	1.11	4.10	1.30	1.42	0.78	4.08	2.65	2.56	0.71	8.60	6.10	5.25	2.11
pH	9.90	6.80	6.96	0.78	7.81	7.10	7.09	0.450	8.22	6.90	6.99	0.58	7.82	7.50	7.38	0.48	13.10	12.50	12.15	1.10	8.50	7.40	7.42	0.56	8.50	7.50	7.49	0.50
Specific Conductance	2150.00	760.00	760.41	405.25	1070	340	363	162	500.00	420.00	393.57	83.63	620.00	370.00	390.00	123.59	9560.00	6550.00	5817.63	2549.59	450.00	360.00	350.77	70.88	831.00	445.00	444.13	152.33
Sulfate	160.00	26.00	49.44	46.87	28	19.0	19.3	1.77	68.00	22.00	24.14	12.89	22.00	19.50	19.20	1.81	22.90	7.20	8.26	4.21	24.00	17.50	18.01	2.10	23.00	20.50	20.43	1.35
Total Dissolved Solids (TDS)	1490.00	630.00	628.67	260.46	430	210	216	32.3	974.00	275.00	320.14	191.17	387.00	255.00	269.70	44.33	2400.00	1800.00	1602.82	639.34	320.00	260.00	261.29	30.05	420.00	290.00	297.44	64.81

B AQUIFER WELLS (continued)												
	F-33B				F-34B				ALL WELLS			
ANALYTE	MAX	MED	AVE	STD	MAX	MED	AVE	STD	MAX	AVE MED	AVG AVG	AVG STD
GENERAL CHEMISTRY (mg/L)												
Bicarbonate	200.00	200.00	200.00	0.00	200	200	200	0	357.22	235.63	270.75	114.65
Chloride	7.80	4.80	5.02	1.14	74	6.20	13.1	18.0	23.20	6.43	7.50	5.29
Hardness	190.00	190.00	190.00	0.00	240	220	225	10.0	410.44	191.33	250.27	145.77
Nitrate as N	4.80	3.60	3.77	0.63	6.7	4.90	4.98	0.903	5.72	2.98	3.18	1.33
pH	7.78	7.29	7.22	0.33	7.69	7.12	7.04	0.376	8.81	7.79	7.75	0.57
Specific Conductance	1110.00	396.50	417.53	136.27	1,670	510	592	292	1995.67	1127.94	1058.74	441.72
Sulfate	23.00	18.00	18.29	1.76	23	20.0	20.0	2.44	43.77	18.86	21.90	8.36
Total Dissolved Solids (TDS)	320.00	260.00	261.43	21.89	660	310	342	104	822.33	476.67	466.60	154.29

TABLE 2
SUMMARY OF HISTORIC MONITORING RESULTS BY WELL
VOLATILE ORGANIC CONSTITUENTS

BACKGROUND WELLS																
	F-1				F-8				F-11				ALL WELLS			
ANALYTE	MAX	MED	AVE	STD	MAX	MED	AVE	STD	MAX	MED	AVE	STD	MAX	AVE MED	AVG AVG	AVG STD
VOC (µg/L)																
1,1-Dichloroethane	0.9	0.140	0.252	0.264	**0.29**	0.110	0.157	0.0917	NC	NC	NC	NC	0.9	0.13	0.20	0.18
Carbon Disulfide	**0.5**	NC	NC	NC	NC	NC	NC	NC	NC	NC	NC	NC	**0.5**	NC	NC	NC
Chloroform	**0.32**	NC	NC	NC	0.85	NC	NC	NC	**0.10**	NC	NC	NC	0.85	NC	NC	NC
cis-1,2-Dichloroethene	**0.15**	NC	NC	NC	0.57	NC	NC	NC	NC	NC	NC	NC	0.57	NC	NC	NC
Dichlorodifluoromethane	1.1	0.365	0.515	0.422	8.0	0.470	0.664	0.990	**0.41**	NC	NC	NC	8.0	0.42	0.59	0.71
Methylene Chloride	0.7	NC	NC	NC	13	NC	NC	NC	NC	NC	NC	NC	13	NC	NC	NC
Methyl t-butyl ether	**0.13**	NC	NC	NC	NC	NC	NC	NC	NC	NC	NC	NC	**0.13**	NC	NC	NC
Tetrachloroethene	13	1.24	3.44	5.11	8.5	1.10	1.88	1.87	3.1	0.450	0.727	0.872	13	0.93	2.02	2.62
Toluene	NC	NC	NC	NC	2.0	NC	NC	NC	0.12	NC	NC	NC	2.0	NC	NC	NC
Trichloroethene	1.4	0.175	0.394	0.533	**0.42**	NC	NC	NC	**0.21**	NC	NC	NC	1.4	NC	NC	NC
Trichlorofluoromethane	**0.43**	NC	NC	NC	2.30	0.310	0.410	0.326	**0.35**	NC	NC	NC	2.30	0.310	0.413	0.330
1,1,2-Trichloroethane	NC	NC	NC	NC	**0.25**	0.160	0.169	0.0277	NC	NC	NC	NC	**0.25**	0.160	0.170	0.0291
1,1-Dichloroethene	NC	NC	NC	NC	NC	NC	NC	NC	NC	NC	NC	NC	NC	NC	NC	NC
1,2-Dichloropropane	NC	NC	NC	NC	NC	NC	NC	NC	NC	NC	NC	NC	NC	NC	NC	NC
1,4-Dichlorobenzene	NC	NC	NC	NC	NC	NC	NC	NC	NC	NC	NC	NC	NC	NC	NC	NC
2-Butanone (MEK)	NC	NC	NC	NC	NC	NC	NC	NC	NC	NC	NC	NC	NC	NC	NC	NC
Benzene	NC	NC	NC	NC	NC	NC	NC	NC	NC	NC	NC	NC	NC	NC	NC	NC
Vinyl Chloride	NC	NC	NC	NC	NC	NC	NC	NC	NC	NC	NC	NC	NC	NC	NC	NC
1,1,1-Trichloroethane	NC	NC	NC	NC	NC	NC	NC	NC	NC	NC	NC	NC	NC	NC	NC	NC
1,2,3-Trichlorobenzene	NC	NC	NC	NC	NC	NC	NC	NC	NC	NC	NC	NC	NC	NC	NC	NC

TABLE 3
SUMMARY OF HISTORIC MONITORING RESULTS BY WELL
VOLATILE ORGANIC CONSTITUENTS

A AQUIFER WELLS																																				
	F-2A				F-5				F-15				F-17				F-19				F-23				F-33A				F-34A				ALL WELLS			
ANALYTE	MAX	MED	AVE	STD	MAX	MED	AVE	STD	MAX	MED	AVE	STD	MAX	MED	AVE	STD	MAX	MED	AVE	STD	MAX	MED	AVE	STD	MAX	MED	AVE	STD	MAX	MED	AVE	STD	MAX	AVE MED	AVG AVG	AVG STD
VOC (µg/L)																																				
1,1-Dichloroethane	2.6	0.340	0.676	0.827	0.6	0.175	0.243	0.146	12	0.600	1.52	2.96	NC	NC	NC	NC	1.2	0.205	0.371	0.366	NC	NC	NC	NC	**0.38**	0.11	0.20	0.13	2.40	0.73	0.93	0.80	3.20	0.36	0.66	0.87
Carbon Disulfide	NC	NC	NC	NC	NC	NC	NC	NC	NC	NC	NC	NC	NC	NC	NC	NC	NC	NC	NC	NC	NC	NC	NC	NC	NC	NC	NC	NC	NC	NC	NC	NC	NC	NC	NC	NC
Chloroform	0.95	0.290	0.392	0.273	2.7	NC	NC	NC	5.4	0.990	2.08	1.97	NC	NC	NC	NC	**0.17**	NC	NC	NC	NC	NC	NC	NC	NC	NC	NC	NC	2.00	0.44	0.70	0.73	2.24	0.57	1.06	0.99
cis-1,2-Dichloroethene	9.5	0.600	2.01	3.15	6.6	0.280	1.27	1.88	14	4.60	5.86	5.26	NC	NC	NC	NC	**0.18**	NC	NC	NC	NC	NC	NC	NC	NC	NC	NC	NC	5.60	1.70	2.03	1.91	7.18	1.80	2.79	3.05
Dichlorodifluoromethane	23.8	4.40	5.75	5.49	46.4	6.00	6.85	7.55	16	8.00	8.19	5.48	NC	NC	NC	NC	3.2	1.03	1.32	0.949	4.0	1.75	2.10	1.26	NC	NC	NC	NC	11.00	7.50	7.63	2.97	17.40	4.78	5.31	3.95
Methylene Chloride	7.1	NC	NC	NC	3.4	NC	NC	NC	33.1	0.480	3.30	8.39	NC	NC	NC	NC	1.9	NC	NC	NC	NC	NC	NC	NC	NC	NC	NC	NC	18.00	0.56	4.87	6.74	12.70	0.52	4.09	7.56
Methyl t-butyl ether	NC	NC	NC	NC	NC	NC	NC	NC	NC	NC	NC	NC	NC	NC	NC	NC	NC	NC	NC	NC	NC	NC	NC	NC	NC	NC	NC	NC	NC	NC	NC	NC	NC	NC	NC	NC
Tetrachloroethene	43	11.0	16.1	12.6	79	11.0	13.8	13.8	60.1	26.0	25.3	16.3	NC	NC	NC	NC	10	3.55	4.24	2.98	18.3	6.00	8.27	5.26	7.50	6.40	6.49	0.77	35.00	23.00	20.98	9.54	36.13	12.42	13.60	8.76
Toluene	9.2	NC	NC	NC	18	NC	NC	NC	**0.22**	NC	NC	NC	NC	NC	NC	NC	**0.26**	NC	NC	NC	NC	NC	NC	NC	NC	NC	NC	NC	NC	NC	NC	NC	6.92	NC	NC	NC
Trichloroethene	6.8	0.680	1.35	1.88	3.6	0.290	0.628	0.670	3.9	1.40	1.70	1.27	NC	NC	NC	NC	1.2	NC	NC	NC	NC	NC	NC	NC	**0.25**	NC	NC	NC	4.90	1.80	2.05	1.61	3.44	1.04	1.43	1.36
Trichlorofluoromethane	6.84	1.10	1.65	1.60	10.5	1.60	1.78	1.81	6.0	3.60	3.10	1.95	NC	NC	NC	NC	1.8	0.470	0.628	0.405	NC	NC	NC	NC	1.70	1.60	1.49	0.26	4.40	2.20	2.51	1.26	5.21	1.76	1.86	1.21
1,1,2-Trichloroethane	NC	NC	NC	NC	NC	NC	NC	NC	NC	NC	NC	NC	NC	NC	NC	NC	NC	NC	NC	NC	NC	NC	NC	NC	NC	NC	NC	NC	NC	NC	NC	NC	NC	NC	NC	NC
1,1-Dichloroethene	16	0.180	1.13	3.83	NC	NC	NC	NC	0.5	0.180	0.217	0.115	NC	NC	NC	NC	2.7	0.180	0.330	0.635	1.4	0.350	0.579	0.433	NC	NC	NC	NC	NC	NC	NC	NC	5.15	0.22	0.56	1.25
1,2-Dichloropropane	**0.31**	0.145	0.177	0.0740	**0.22**	0.160	0.176	0.0678	0.52	0.250	0.284	0.139	NC	NC	NC	NC	NC	NC	NC	NC	NC	NC	NC	NC	NC	NC	NC	NC	**0.49**	0.160	0.226	0.1326988	0.39	0.18	0.22	0.10
1,4-Dichlorobenzene	NC	NC	NC	NC	NC	NC	NC	NC	**0.10**	0.120	0.163	0.106	NC	NC	NC	NC	NC	NC	NC	NC	NC	NC	NC	NC	NC	NC	NC	NC	NC	NC	NC	NC	0.10	0.12	0.16	0.11
2-Butanone (MEK)	NC	NC	NC	NC	NC	NC	NC	NC	NC	NC	NC	NC	NC	NC	NC	NC	NC	NC	NC	NC	NC	NC	NC	NC	NC	NC	NC	NC	NC	NC	NC	NC	NC	NC	NC	NC
4-Methyl-2-Pentanone (MIBK)	NC	NC	NC	NC	NC	NC	NC	NC	NC	NC	NC	NC	NC	NC	NC	NC	NC	NC	NC	NC	NC	NC	NC	NC	NC	NC	NC	NC	NC	NC	NC	NC	NC	NC	NC	NC
Benzene	9.1	0.180	0.716	2.16	**0.24**	NC	NC	NC	1.2	0.240	0.431	0.364	NC	NC	NC	NC	NC	NC	NC	NC	NC	NC	NC	NC	NC	NC	NC	NC	1.4	0.180	0.423	0.475	2.99	0.20	0.52	1.00
Vinyl Chloride	**0.44**	NC	NC	NC	0.6	NC	NC	NC	1.7	0.250	0.450	0.467	NC	NC	NC	NC	NC	NC	NC	NC	NC	NC	NC	NC	NC	NC	NC	NC	2.20	0.16	0.40	0.59	1.24	0.21	0.43	0.53
1,1,1-Trichloroethane	NC	NC	NC	NC	NC	NC	NC	NC	NC	NC	NC	NC	NC	NC	NC	NC	NC	NC	NC	NC	NC	NC	NC	NC	NC	NC	NC	NC	NC	NC	NC	NC	NC	NC	NC	NC
1,2,3-Trichlorobenzene	NC	NC	NC	NC	NC	NC	NC	NC	**0.32**	0.190	0.264	0.129	NC	NC	NC	NC	NC	NC	NC	NC	NC	NC	NC	NC	NC	NC	NC	NC	NC	NC	NC	NC	0.32	0.19	0.26	0.13

TABLE 4
SUMMARY OF HISTORIC MONITORING RESULTS BY WELL
VOLATILE ORGANIC CONSTITUENTS

B AQUIFER WELLS																								
	F-2				F-9				F-14				F-16				F-18*				F-20			
ANALYTE	MAX	MED	AVE	STD	MAX	MED	AVE	STD	MAX	MED	AVE	STD	MAX	MED	AVE	STD	MAX	MED	AVE	STD	MAX	MED	AVE	STD
VOC (µg/L)																								
1,1-Dichloroethane	3.40	0.85	1.11	0.91	NC	NC	NC	NC	**0.28**	0.35	0.26	0.13	**0.28**	0.35	0.33	0.06	2.50	0.59	0.82	0.60	1.00	0.44	0.49	0.32
Carbon Disulfide	NC	NC	NC	NC	NC	NC	NC	NC	NC	NC	NC	NC	NC	NC	NC	NC	0.79	0.36	0.40	0.21	NC	NC	NC	NC
Chloroform	5.32	0.24	0.56	1.11	NC	NC	NC	NC	**0.29**	NC	NC	NC	0.60	NC	NC	NC	1.90	0.28	0.53	0.60	NC	NC	NC	NC
cis-1,2-Dichloroethene	170.00	3.05	21.60	39.78	**0.15**	NC	NC	NC	**0.12**	NC	NC	NC	2.30	0.19	0.43	0.67	NC	NC	NC	NC	**0.24**	NC	NC	NC
Dichlorodifluoromethane	24.60	3.75	5.27	5.23	2.80	0.20	0.32	0.44	13.00	3.40	4.15	4.02	27.70	4.15	6.13	7.72	18.70	3.90	4.79	4.22	10.00	3.55	3.95	3.12
Methylene Chloride	7.00	NC	NC	NC	NC	NC	NC	NC	0.70	NC	NC	NC	**1.00**	NC	NC	NC	11.30	NC	NC	NC	**2.40**	NC	NC	NC
Methyl t-butyl ether	NC	NC	NC	NC	NC	NC	NC	NC	NC	NC	NC	NC	NC	NC	NC	NC	NC	NC	NC	NC	NC	NC	NC	NC
Tetrachloroethene	50.80	14.50	14.70	10.52	3.30	0.170	0.399	0.576	4.90	0.80	1.19	1.13	25.00	0.90	3.27	7.65	16.80	4.50	5.37	3.24	10.00	4.85	4.52	2.36
Toluene	2.80	NC	NC	NC	**0.39**	NC	NC	NC	5.00	NC	NC	NC	1.00	NC	NC	NC	**0.19**	NC	NC	NC	**0.22**	NC	NC	NC
Trichloroethene	52.00	2.50	5.39	10.40	**0.27**	NC	NC	NC	**0.35**	NC	NC	NC	2.00	NC	NC	NC	1.40	NC	NC	NC	0.90	NC	NC	NC
Trichlorofluoromethane	4.10	1.10	1.12	0.78	**0.76**	NC	NC	NC	2.50	1.05	1.04	0.55	4.80	0.54	0.91	1.37	3.70	0.96	1.10	0.72	3.40	NC	NC	NC
1,1,2-Trichloroethane	6.72	0.16	0.75	1.84	NC	NC	NC	NC	NC	NC	NC	NC	NC	NC	NC	NC	NC	NC	NC	NC	NC	NC	NC	NC
1,1-Dichloroethene	**0.38**	0.18	0.21	0.09	NC	NC	NC	NC	NC	NC	NC	NC	1.20	0.34	0.40	0.29	0.90	0.34	0.31	0.18	1.40	0.34	0.36	0.31
1,2-Dichloropropane	2.38	0.13	0.27	0.46	NC	NC	NC	NC	NC	NC	NC	NC	**0.46**	0.29	0.31	0.17	**0.46**	0.290	0.306	0.169	0.08	NC	NC	NC
1,4-Dichlorobenzene	**0.11**	0.12	0.16	0.13	NC	NC	NC	NC	NC	NC	NC	NC	NC	NC	NC	NC	NC	NC	NC	NC	0.19	NC	NC	NC
2-Butanone (MEK)	26.00	2.50	3.23	4.93	NC	NC	NC	NC	NC	NC	NC	NC	8.20	1.20	2.55	2.43	8.2	1.20	2.55	2.43	NC	NC	NC	NC
Benzene	6.90	0.14	0.48	1.39	0.60	NC	NC	NC	NC	NC	NC	NC	NC	NC	NC	NC	NC	NC	NC	NC	NC	NC	NC	NC
Vinyl Chloride	4.00	0.14	0.44	0.85	**0.23**	NC	NC	NC	NC	NC	NC	NC	NC	NC	NC	NC	**0.41**	NC	NC	NC	NC	NC	NC	NC
1,1,1-Trichloroethane	NC	NC	NC	NC	NC	NC	NC	NC	NC	NC	NC	NC	NC	NC	NC	NC	1.0	0.320	0.319	0.207	0.60	0.38	0.32	0.13
1,2,4-Trichlorobenzene	NC	NC	NC	NC	NC	NC	NC	NC	**0.39**	0.35	0.30	0.10	NC	NC	NC	NC	NC	NC	NC	NC	NC	NC	NC	NC
1,2,3-Trichlorobenzene	NC	NC	NC	NC	NC	NC	NC	NC	**0.49**	0.49	0.41	0.13	**0.26**	0.49	0.42	0.10	NC	NC	NC	NC	NC	NC	NC	NC

TABLE 4 (continued)
SUMMARY OF HISTORIC MONITORING RESULTS BY WELL
VOLATILE ORGANIC CONSTITUENTS

B AQUIFER WELLS																
	F-24				F-33B				F-34B				ALL WELLS			
ANALYTE	MAX	MED	AVE	STD	MAX	MED	AVE	STD	MAX	MED	AVE	STD	AVE MAX	AVE MED	AVG AVG	AVG STD
VOC (µg/L)																
1,1-Dichloroethane	1.40	0.24	0.36	0.36	**0.17**	0.180	0.425	0.559	2.2	0.19	0.44	0.57	1.40	0.40	0.53	0.44
Carbon Disulfide	**0.47**	NC	NC	NC	NC	NC	NC	NC	NC	NC	NC	NC	0.63	0.36	0.40	0.21
Chloroform	1.20	0.29	0.38	0.31	**0.36**	NC	NC	NC	1.2	0.420	0.465	0.290	1.55	0.31	0.48	0.58
cis-1,2-Dichloroethene	5.10	0.32	0.94	1.43	0.69	NC	NC	NC	5.3	0.840	1.20	1.18	22.99	1.10	6.04	10.76
Dichlorodifluoromethane	11.00	2.35	3.48	3.49	2.8	1.25	1.31	0.519	11	2.80	4.40	3.11	13.51	2.82	3.76	3.54
Methylene Chloride	NC	NC	NC	NC	NC	NC	NC	NC	17	0.480	1.94	4.25	6.57	0.48	1.94	4.25
Methyl t-butyl ether	NC	NC	NC	NC	NC	NC	NC	NC	NC	NC	NC	NC	NC	NC	NC	NC
Tetrachloroethene	20.00	4.65	7.25	6.80	8.0	1.80	2.00	1.25	28	7.50	10.1	7.31	18.53	4.41	5.43	4.54
Toluene	**0.16**	NC	NC	NC	NC	NC	NC	NC	NC	NC	NC	NC	1.39	NC	NC	NC
Trichloroethene	2.30	0.27	0.60	0.67	0.57	NC	NC	NC	4.0	0.500	0.931	1.04	7.09	1.09	2.30	4.04
Trichlorofluoromethane	4.10	0.62	1.29	1.42	1.2	0.665	0.639	0.236	3.6	0.980	1.44	1.02	3.13	0.84	1.08	0.87
1,1,2-Trichloroethane	NC	NC	NC	NC	NC	NC	NC	NC	NC	NC	NC	NC	6.72	0.16	0.75	1.84
1,1-Dichloroethene	NC	NC	NC	NC	NC	NC	NC	NC	NC	NC	NC	NC	0.97	0.30	0.32	0.22
1,2-Dichloropropane	**0.46**	0.13	0.16	0.08	NC	NC	NC	NC	**0.46**	0.130	0.161	0.0816	0.72	0.19	0.24	0.19
1,4-Dichlorobenzene	NC	NC	NC	NC	NC	NC	NC	NC	NC	NC	NC	NC	0.15	0.12	0.16	0.13
2-Butanone (MEK)	NC	NC	NC	NC	NC	NC	NC	NC	NC	NC	NC	NC	14.13	1.63	2.78	3.26
Benzene	1.30	0.08	0.23	0.31	NC	NC	NC	NC	1.3	0.0830	0.217	0.305	2.53	0.10	0.31	0.67
Vinyl Chloride	NC	NC	NC	NC	NC	NC	NC	NC	0.71	NC	NC	NC	1.34	0.14	0.44	0.85
1,1,1-Trichloroethane	NC	NC	NC	NC	NC	NC	NC	NC	NC	NC	NC	NC	0.80	0.35	0.32	0.17
1,2,4-Trichlorobenzene	NC	NC	NC	NC	NC	NC	NC	NC	NC	NC	NC	NC	0.39	0.35	0.30	0.10
1,2,3-Trichlorobenzene	NC	NC	NC	NC	NC	NC	NC	NC	NC	NC	NC	NC	0.38	0.49	0.41	0.11

TABLE 5
UNIT 4 VOC RELEASE CONTAINMENT SIMULATIONS
MVSL CORRECTIVE ACTION PROGRAM

	Scenario 1		**Scenario 2**		**Scenario 3**		**Scenario 5**		**Scenario 6**		**Scenario 7**		**Scenario 8**	
	2012-2014 Ave. Pumping		**1998 ROWD Pumping Rates**		**2013 Recommended Pumping Rates**		**All FWC Pumping in No Man's Land**		**Some FWC Pumping in RC Basin**		**1998 High Groundwater Conditions.**		**Minimized FWC Pumping Rates**	
	Pumping Well - Overall Containment	Particle Capture Locations	Pumping Well - Overall Containment	Particle Capture Locations	Pumping Well - Overall Containment	Particle Capture Locations	Pumping Well - Overall Containment	Particle Capture Locations	Pumping Well - Overall Containment	Particle Capture Locations	Pumping Well - Overall Containment	Particle Capture Locations	Pumping Well - Overall Containment	Particle Capture Locations
Percent Containment	CR-3 - 100%	100% at F-49A	CR-50%	12.5% F-10C; 18.75% F-49A; 18.75% CR-3	CR-3 - 50%	50% CR-3; 50% escape	CR-3 - 41%	3% F-10C; 38% CR-3; 51% escape	CR-3 - 100%	100% F-10C	CR-3 - 0%	100% escape between F-49A and CR-3	CR-3 - 50%	50% CR-3; 50% escape
	Miro-3 - 100%	100% at Miro-3	Miro-3 - 100%	12.5% F-49A; 87.5 % Miro-3	Miro-3 - 97%	97% Miro-3; 3% escape	Miro-3 - 97%	3% F-10C; 94% Miro-3; 3% escape	Miro-3 - 100%	3% F-10C; 97% Miro-3	Miro-3 - 50%	50% Miro-3; 50% escape	Miro-3 - 97%	97% Miro-3; 3% escape
	Miro-2 - 100%	100% at Miro - 2	Miro-2 - 100%	100% Miro-2	Miro-2 - 100%	100% Miro-2	Miro-2 - 100%	100% Miro-2	Miro-2 - 100%	100% Miro-2	Miro-2 - 100%	100% Miro-2	Miro-2 - 100%	100 % Miro-2
			50CR3 : 50Miro-3 100%	78% Miro-3; 9% F-10C; 13% F-49A	50CR3 : 50Miro-3 87%	87.5% Miro-3; 12.5% escape	50CR3 : 50Miro-3 91%	3% FWC, 87.5% Miro-3, 9% escape					50CR3 : 50Miro-3 87%	87.5% Miro-3, 12.5% escape
	Unit 1 Simulation - 100%		Unit 1 Simulation - 100%		Unit 1 Simulation 75%		Unit 1 Simulation 98%		Unit 1 Simulation 100%		Unit 1 Simulation 92%		Unit 1 Simulation 100%	
Description	2015 groundwater conditions. Three-year annual average 2012-2014 pumping rates.		2015 groundwater conditions. Original 1998 ROWD pumping rates for MVSL Offsite CAP wells F-10B, F-10C and F-49A. CR-3, Miro-3, or Miro-2 pumping at rates equal to water rights currently available to the County. 50:50 case has both CR-3 and Miro-3 pumping at 487 gpm.		2015 groundwater conditions. MVSL Offsite CAP Wells F-10B, F-10C and F-49A at County's 2013 recommended rates. FWC Wells F-10D, F-13A, and F-13B off. CR-3, Miro-3, or Miro-2 pumping at rates equal to water rights currently avalable to the County. 50:50 case has CR-3 pumping at 973 gpm and Emhart's EW-1 pumping at 1700 gpm.		2015 groundwater conditions. All FWC wells outside No Man's Land are off. FWC wells in No Man's Land pump at 2012-2014 three-year annual average. CR-3, Miro-3, or Miro-2 pumping at rates equal to water rights currently available to the County. 50:50 case has CR-3 pumping at 973 gpm and Emhart's EW-1 pumping at 1700 gpm.		2015 groundwater conditions. All FWC wells inside No Man's Land pump at 2012-2014 annual average. FWC Wells F-13A and F-13B pumping. CR-3, Miro-3, or Miro 2 pumping at rates equal to water rights currently available to the County.		1998 high groundwater conditions. All wells pump at 2012-2014 average annual rate.		2015 groundwater conditions. FWC pumps 1500 gpm within No Man's Land and 500 gpm at F-49A. Remaining FWC wells are off. CR-3, Miro-3, or Miro-2 pumping at rates equal to water rights currently available to the County. 50:50 case has CR-3 pumping at 973 gpm and Emhart's EW-1 pumping at 1700 gpm.	
Well	**Pumping Rate**		**Pumping Rate**		**Pumping Rate**		**Pumping Rate**		**Pumping Rate**		**Pumping Rate**		**Pumping Rate**	
	GPM	**AFY**	**GPM**	**AFY**	**GPM**	**AFY**	**GPM**	**AFY**	**GPM**	**AFY**	**GPM**	**AFY**	**GPM**	**AFY**
F-10B	1234	1990	500	807	0	0	1234	1990	1234	1990	1234	1990	500	807
F-10C	1043	1682	1000	1614	500	807	1043	1682	1043	1682	1043	1682	1000	1614
F-10D	0	0	0	0	0	0	1355	2189	1355	2189	1355	2189	0	0
F-13A	951	1534	0	0	0	0	0	0	691	1113	951	1534	0	0
F-13B	1102	1777	0	0	0	0	0	0	691	1113	1102	1777	0	0
F-49A	1655	2670	2000	3220	1000	1614	0	0	0	0	1655	2670	500	807
CR-3, Miro-3, or Miro-2	1184	1911	973	1569	973	1569	973	1569	973	1569	1184	1911	1184	1569

APPENDIX A

HISTORICAL GROUNDWATER MONITORING DATA

FIGURE 2A
MID-VALLEY SANITARY LANDFILL
HISTORICAL GROUNDWATER ELEVATIONS
MULTIPLE AQUIFER AND REGIONAL AQUIFER WELLS

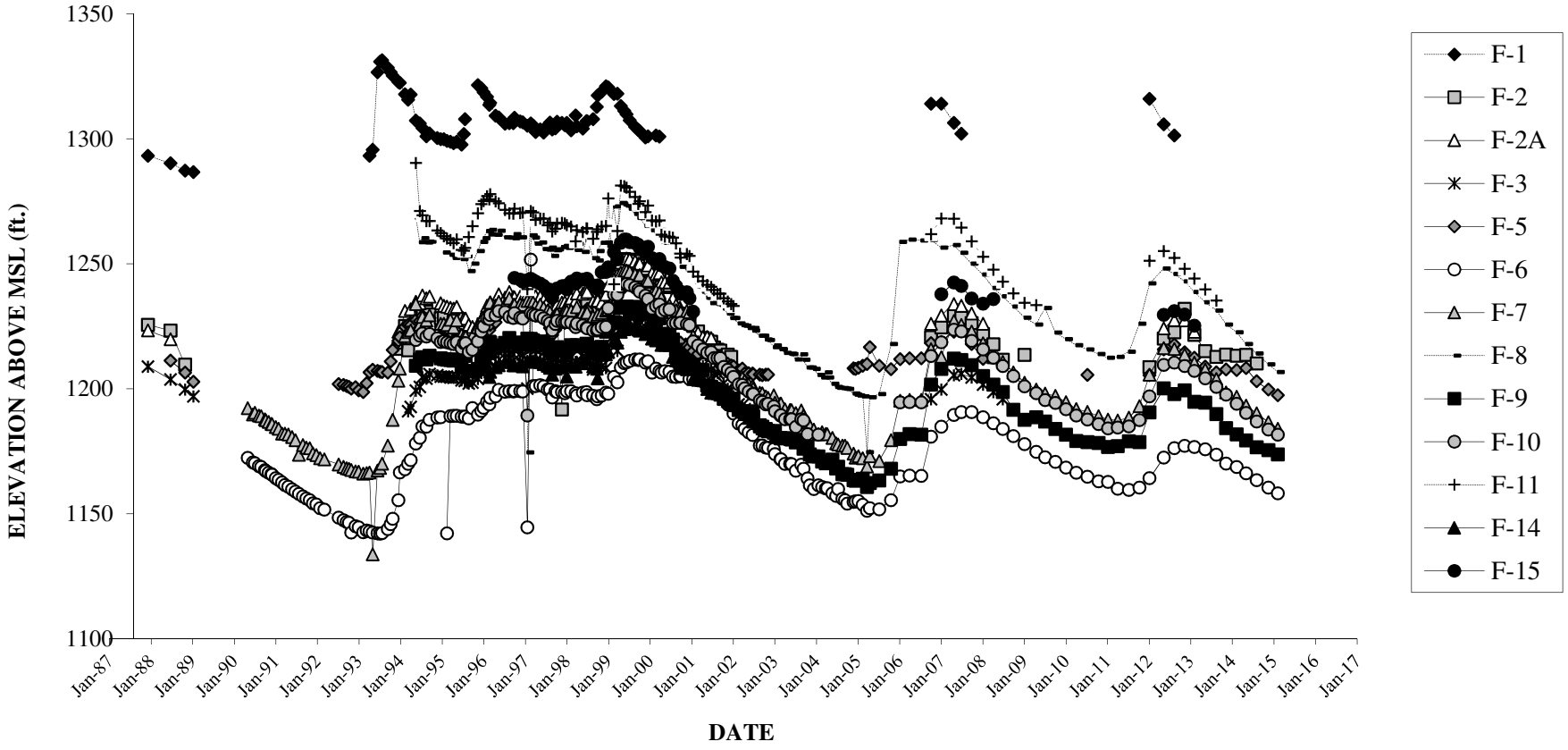

FIGURE 2B
MID-VALLEY SANITARY LANDFILL
HISTORICAL GROUNDWATER ELEVATIONS
UNCONFINED AQUIFER WELLS

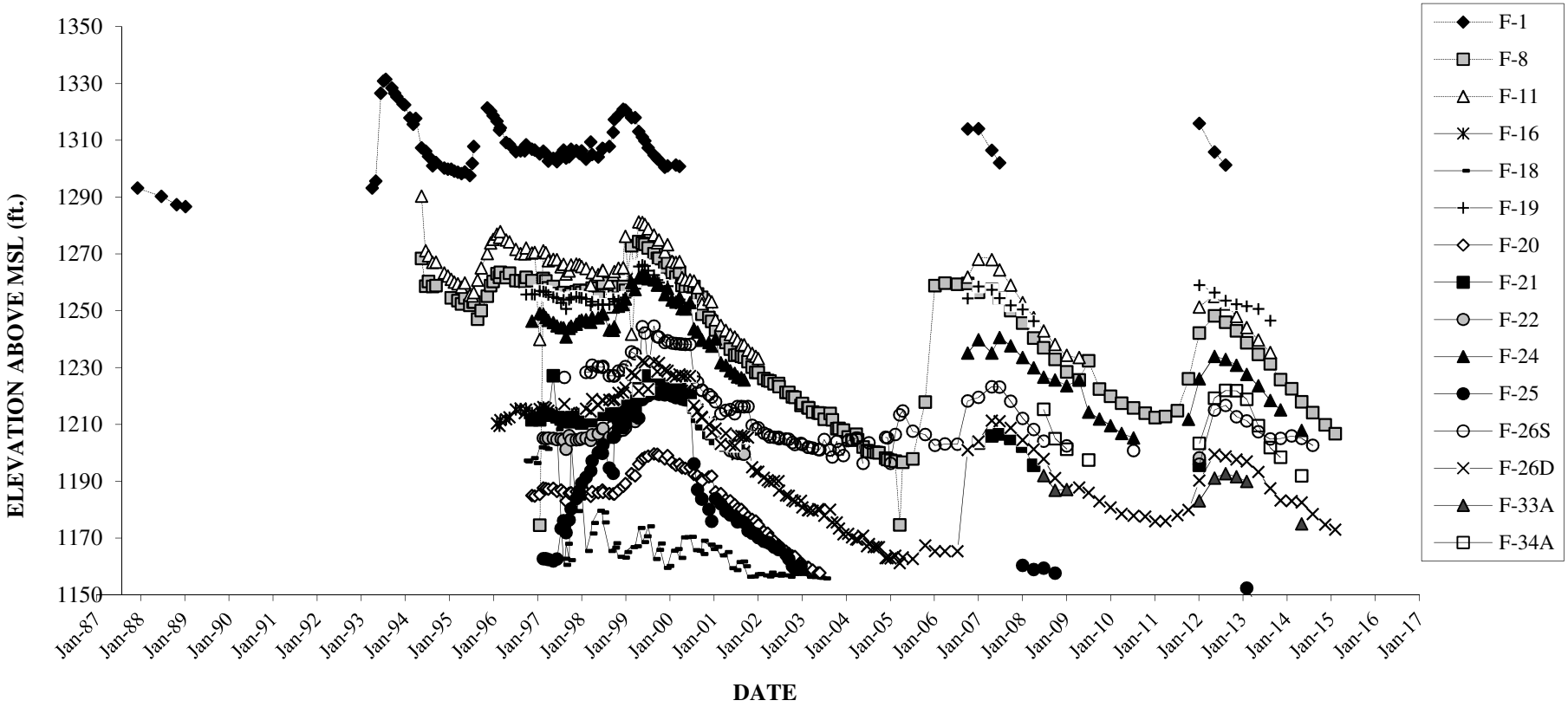

FIGURE 2C
MID-VALLEY SANITARY LANDFILL
HISTORICAL GROUNDWATER ELEVATIONS
CONFINED AQUIFER WELLS

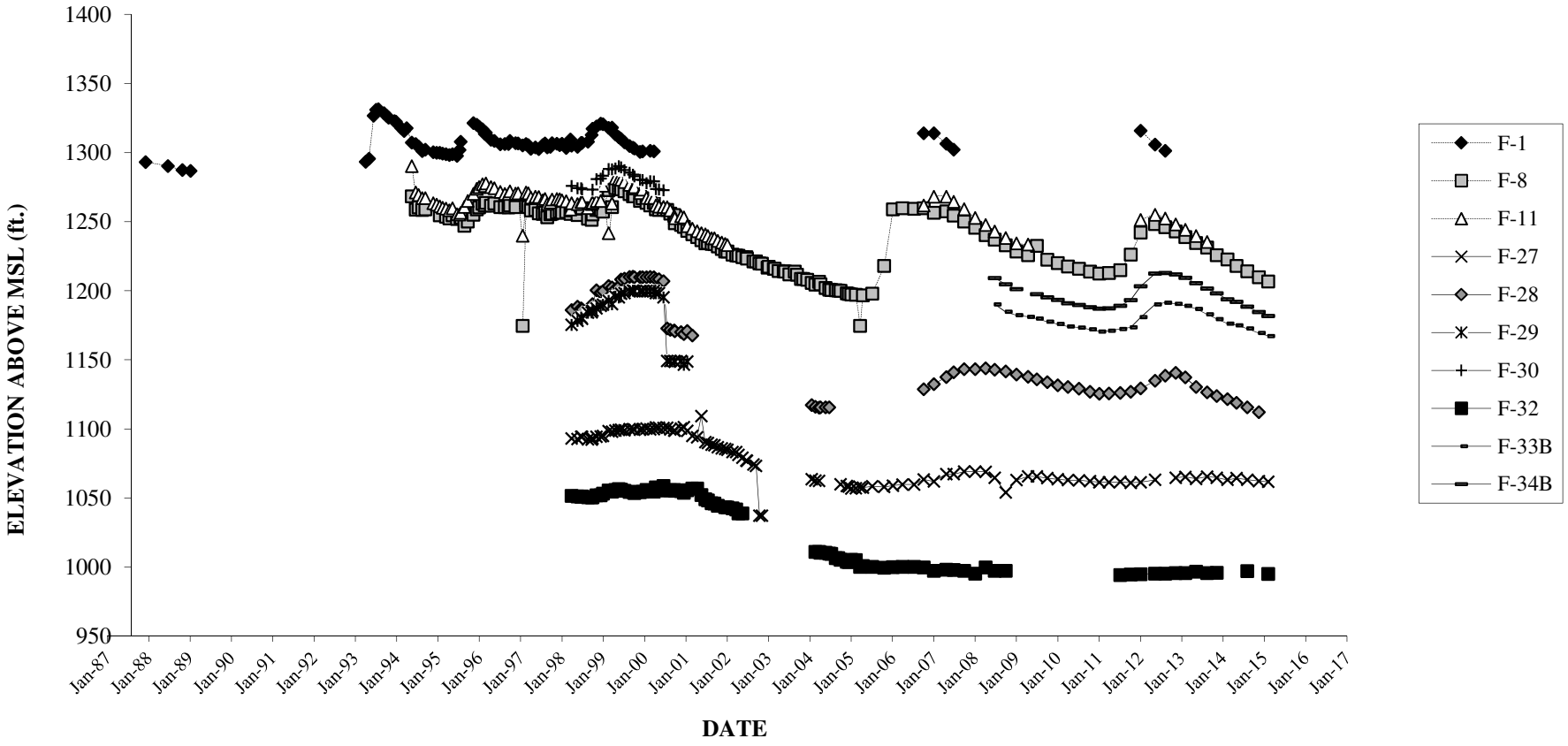

FIGURE 3A
MID-VALLEY SANITARY LANDFILL
MULTIPLE AQUIFER WELLS AND REGIONAL AQUIFER WELLS
HISTORICAL CHLORIDE CONCENTRATIONS

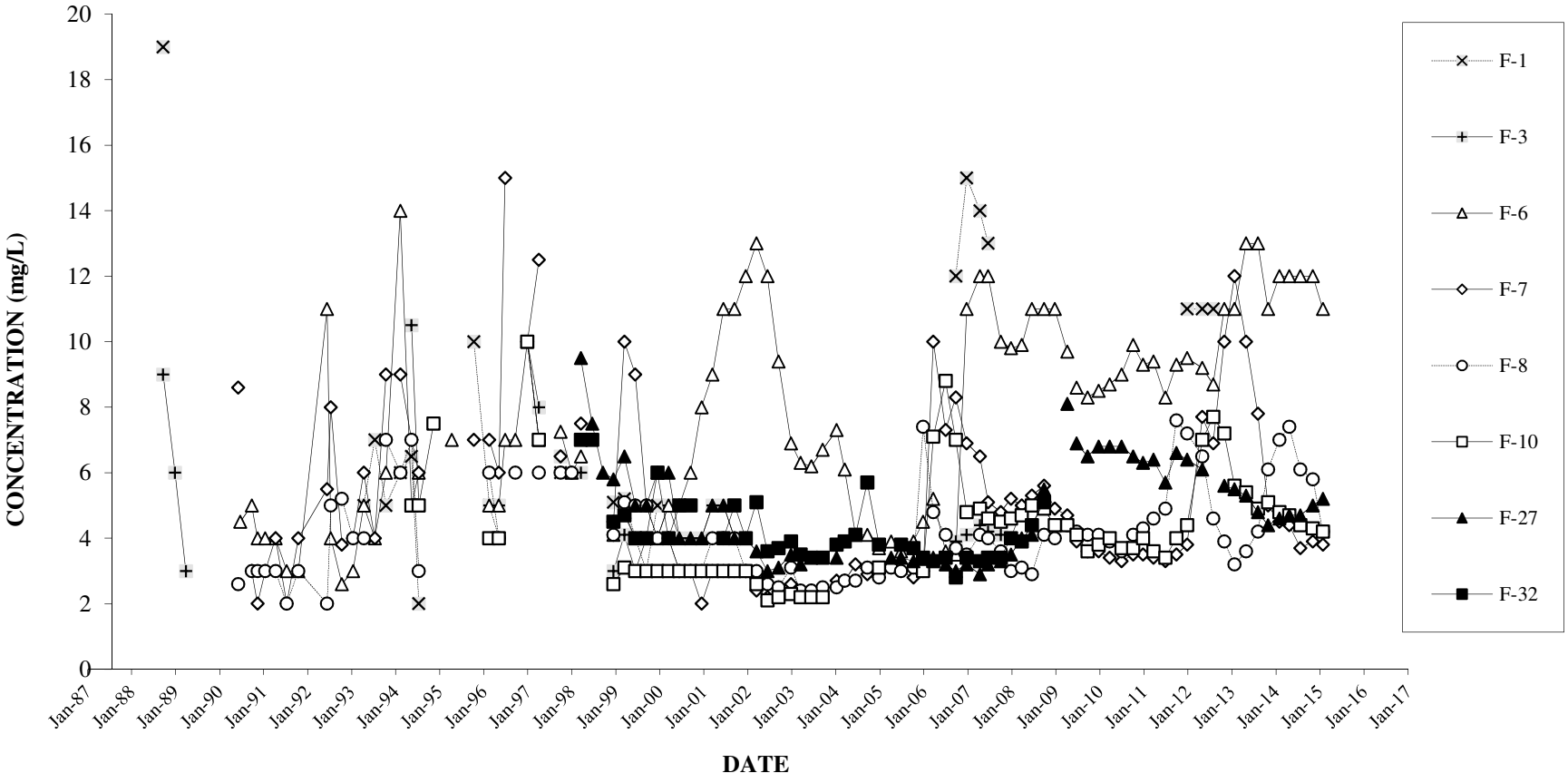

FIGURE 3B
MID-VALLEY SANITARY LANDFILL
UNCONFINED AQUIFER WELLS
HISTORICAL CHLORIDE CONCENTRATIONS

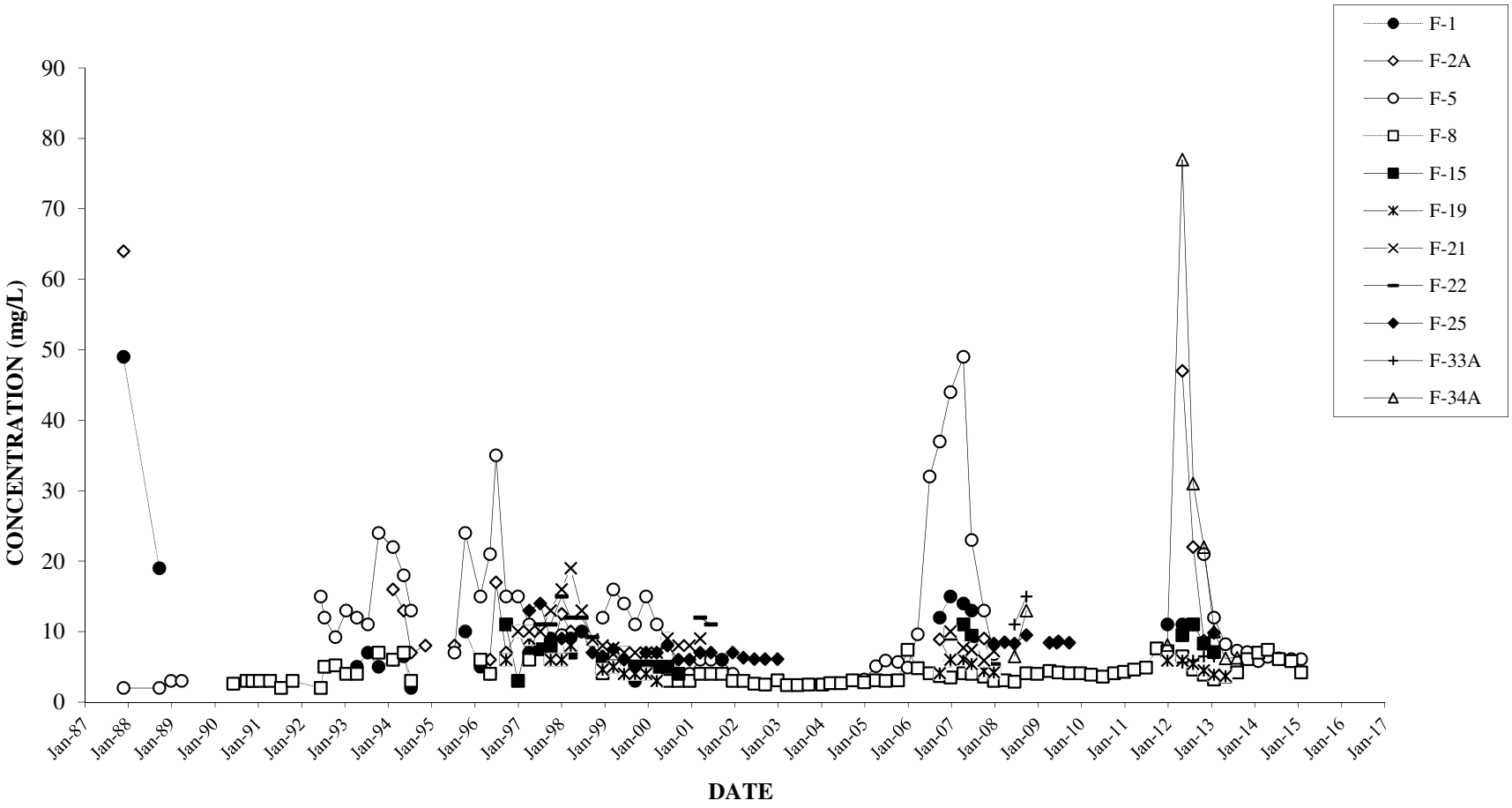

FIGURE 3C
MID-VALLEY SANITARY LANDFILL
CONFINED AQUIFER WELLS
HISTORICAL CHLORIDE CONCENTRATIONS

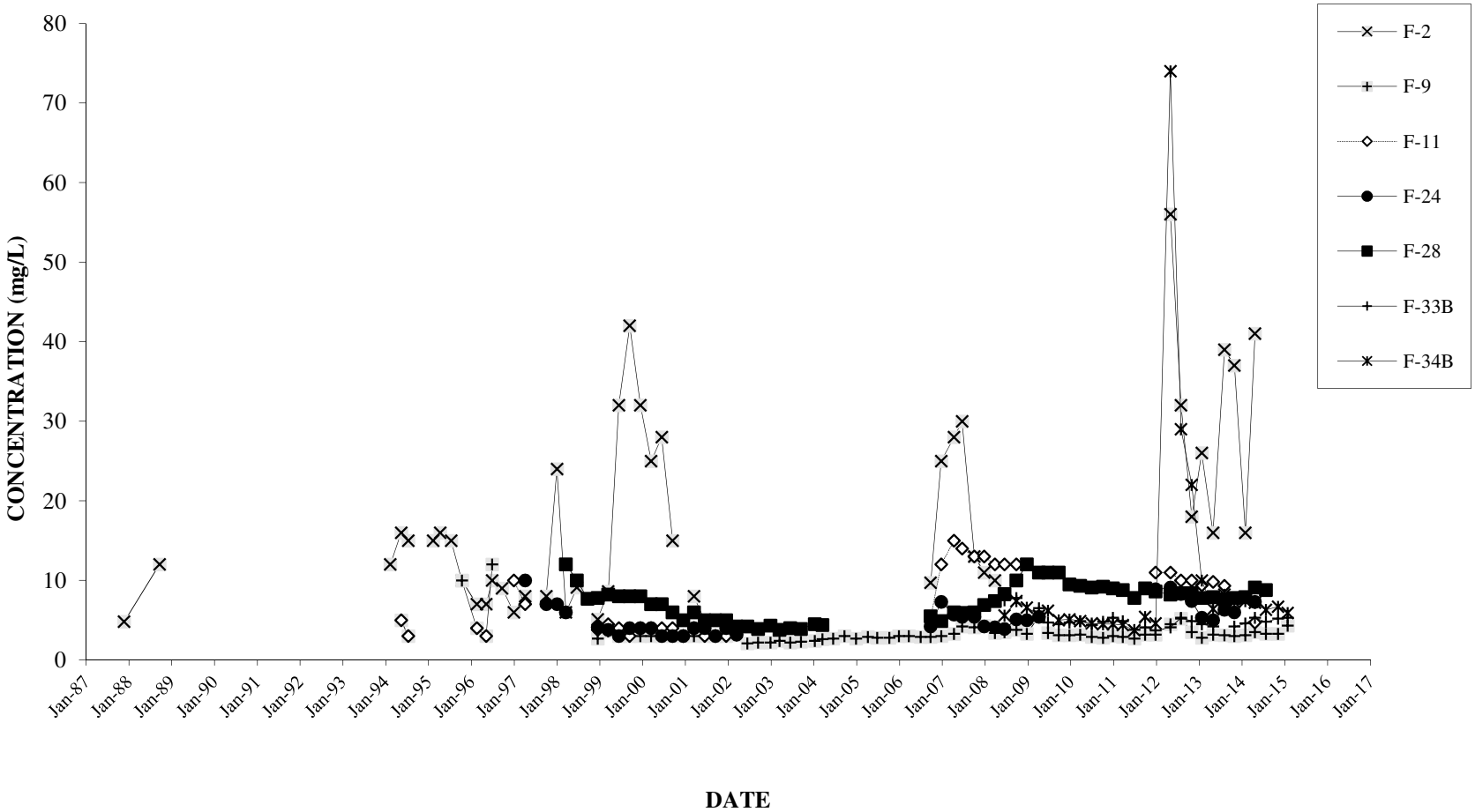

FIGURE 4A
MID-VALLEY SANITARY LANDFILL
MULTIPLE AQUIFER WELLS AND REGIONAL AQUIFER WELLS
HISTORICAL NITRATE-N CONCENTRATIONS

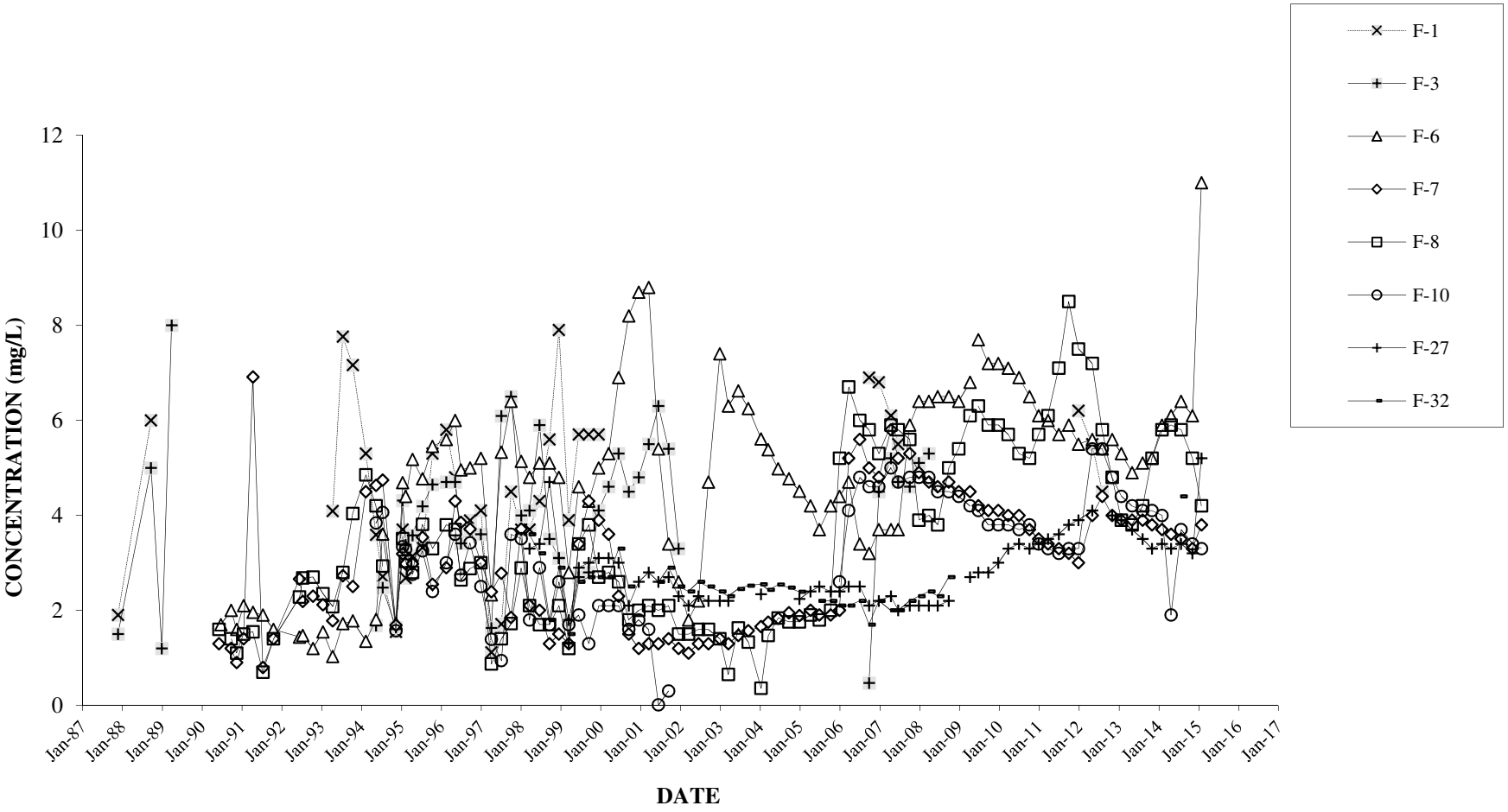

FIGURE 4B
MID-VALLEY SANITARY LANDFILL
UNCONFINED AQUIFER WELLS
HISTORICAL NITRATE-N CONCENTRATIONS

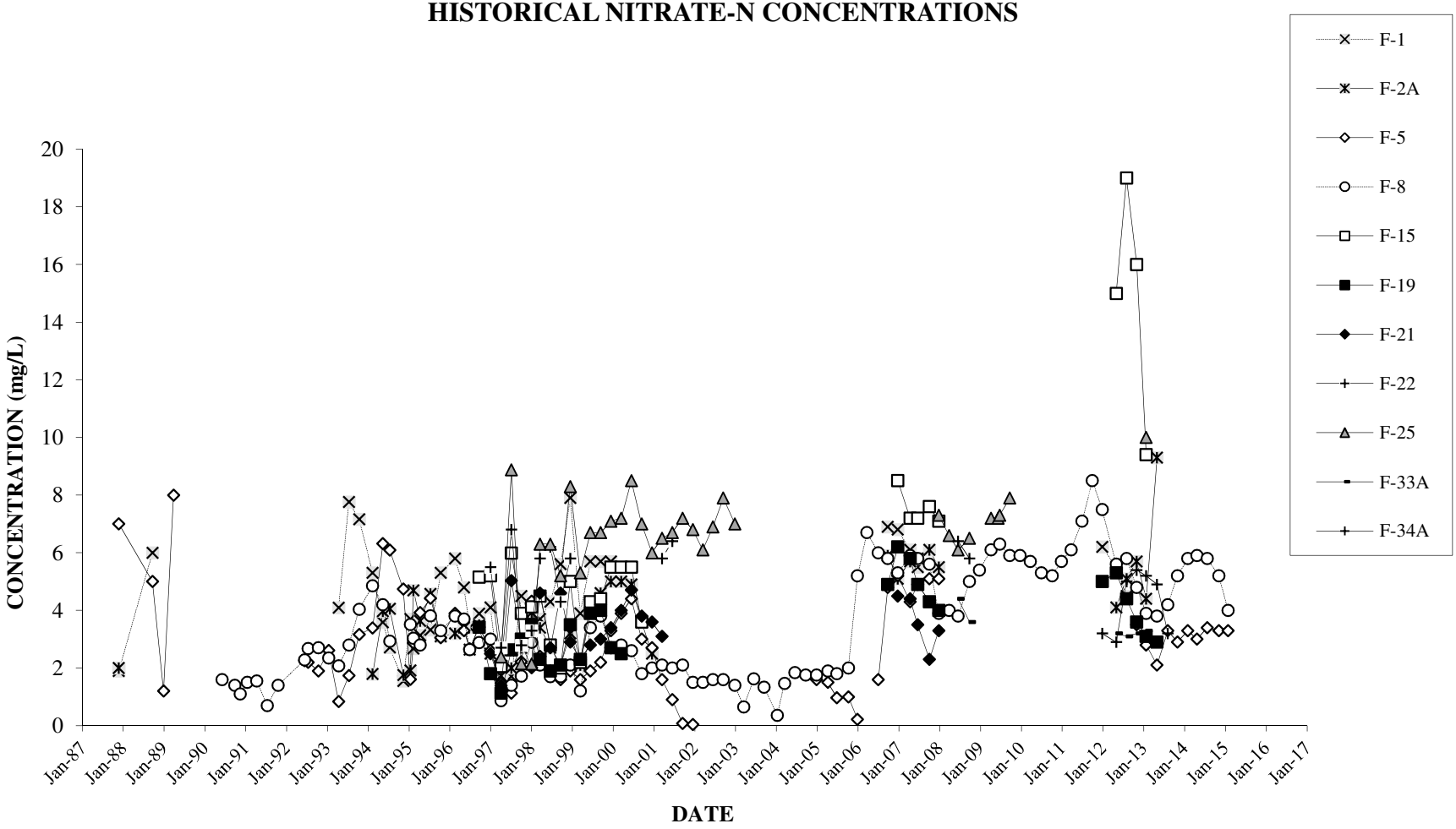

FIGURE 4C
MID-VALLEY SANITARY LANDFILL
CONFINED AQUIFER WELLS
HISTORICAL NITRATE-N CONCENTRATIONS

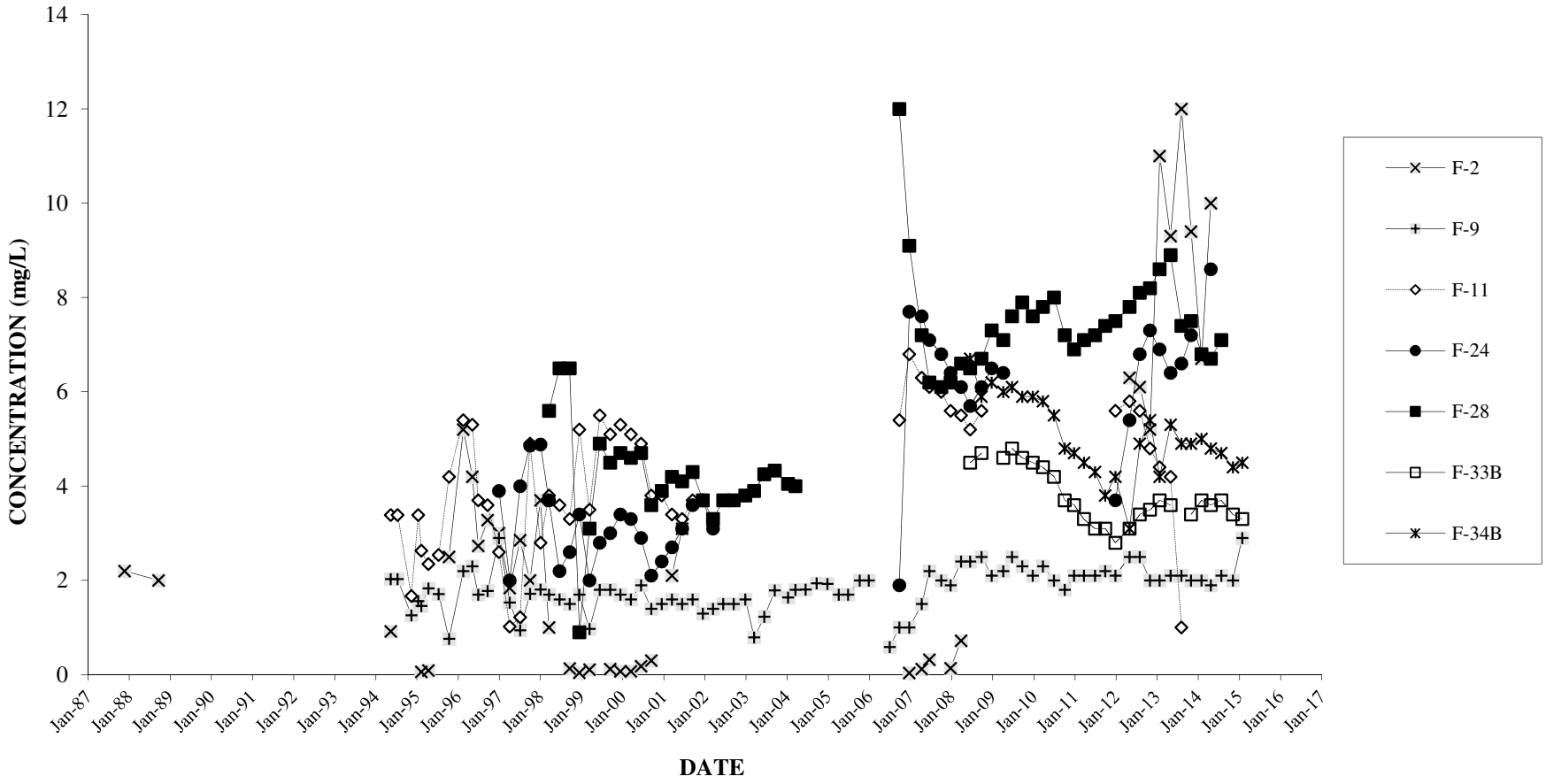

FIGURE 5A
MID-VALLEY SANITARY LANDFILL
MULTIPLE AQUIFER WELLS AND REGIONAL AQUIFER WELLS
HISTORICAL pH

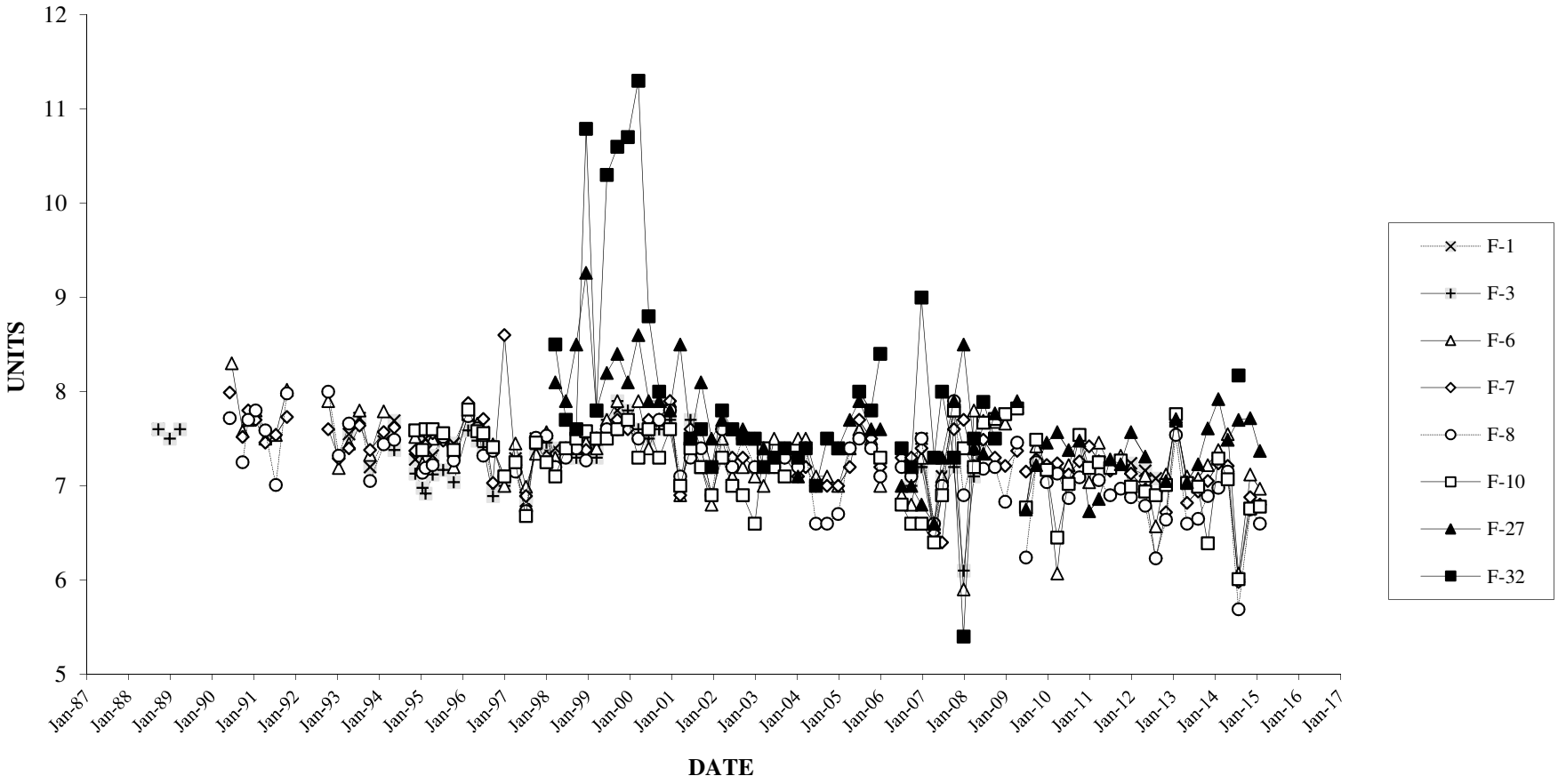

Note: The pH values reported on Jan. 2008 at wells F-3, F-6, and F-32 are suspected measurement errors.

FIGURE 5B
MID-VALLEY SANITARY LANDFILL
UNCONFINED AQUIFER WELLS
HISTORICAL pH

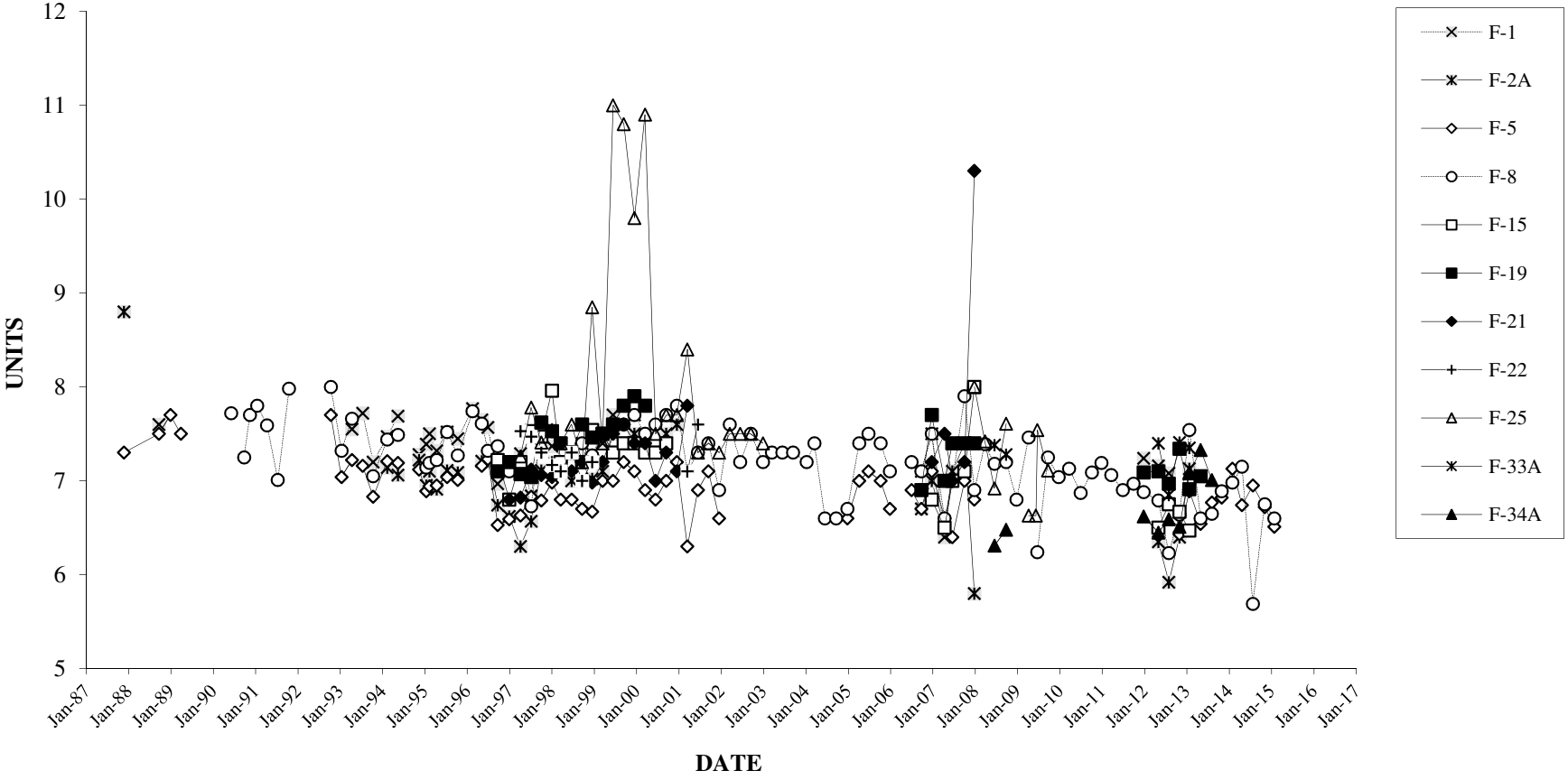

Note: The pH values reported in Jan. 2008 at wells F-2A and F-21 are suspected measurement errors.

FIGURE 5C
MID-VALLEY SANITARY LANDFILL
CONFINED AQUIFER WELLS
HISTORICAL pH

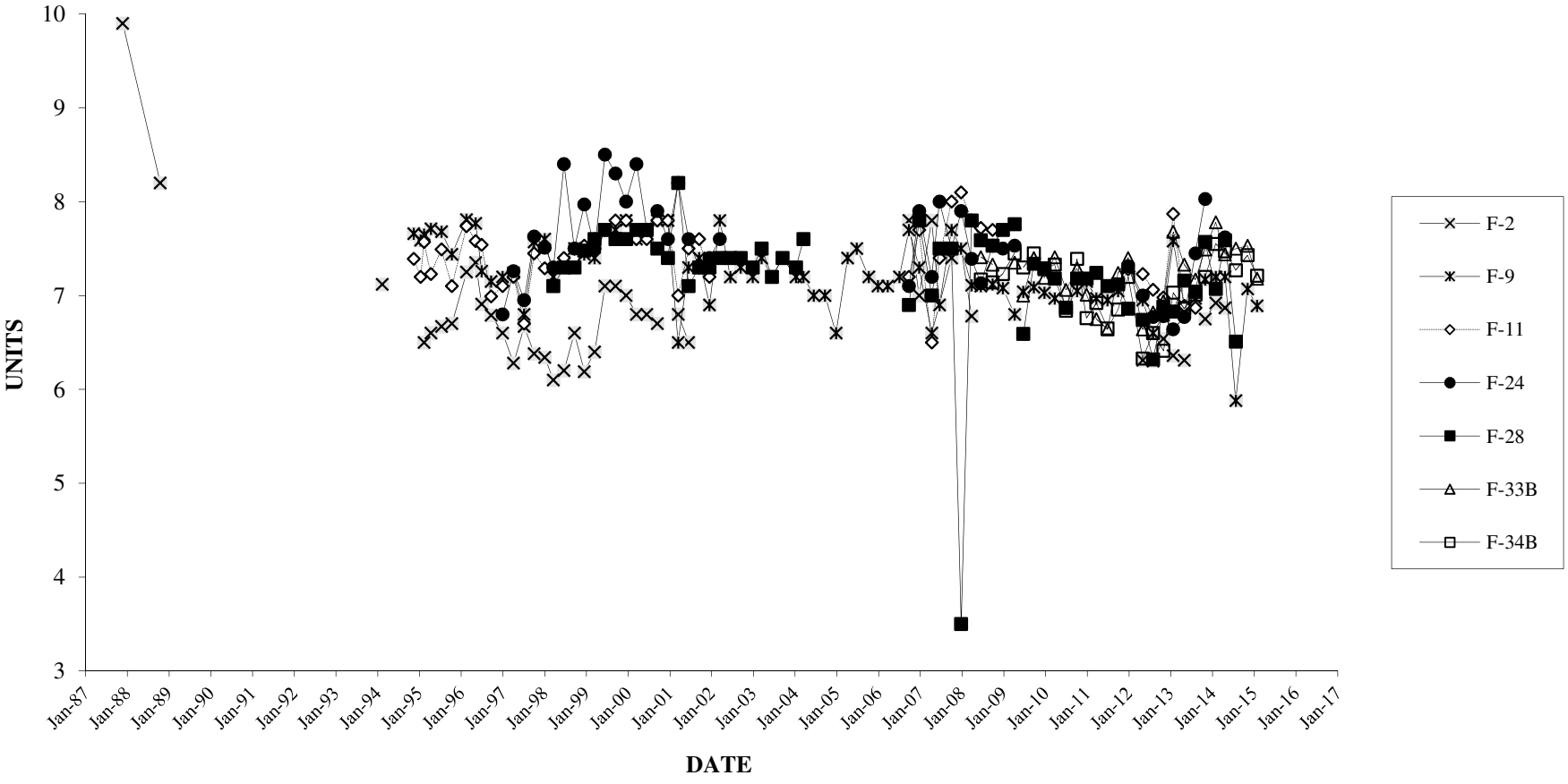

Note: The pH value reported in Jan. 2008 at well F-28 is a suspected measurement error.

FIGURE 6A
MID-VALLEY SANITARY LANDFILL
MULTIPLE AQUIFER WELLS AND REGIONAL AQUIFER WELLS
HISTORICAL SULFATE CONCENTRATIONS

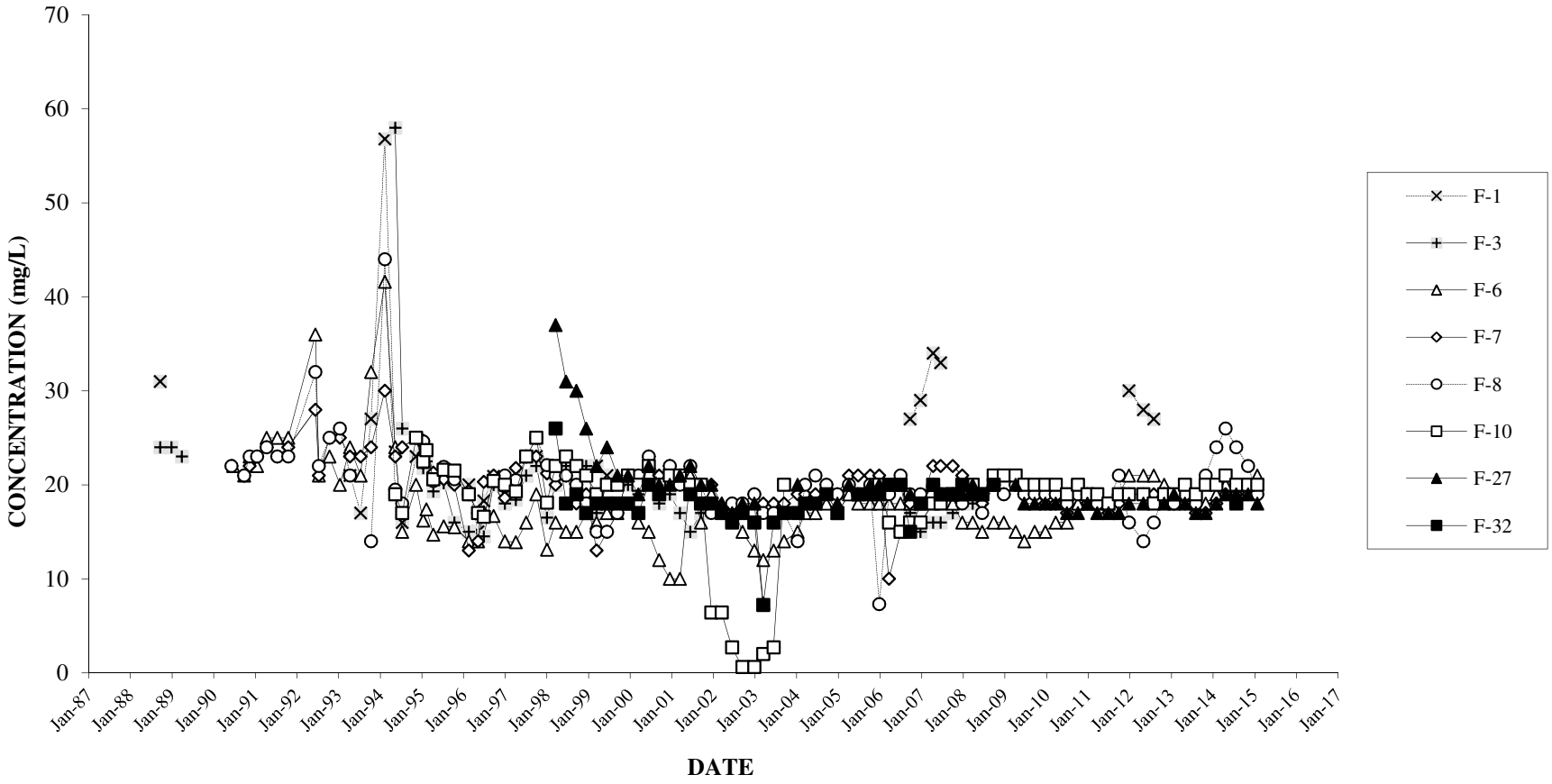

FIGURE 6B
MID-VALLEY SANITARY LANDFILL
UNCONFINED AQUIFER WELLS
HISTORICAL SULFATE CONCENTRATIONS

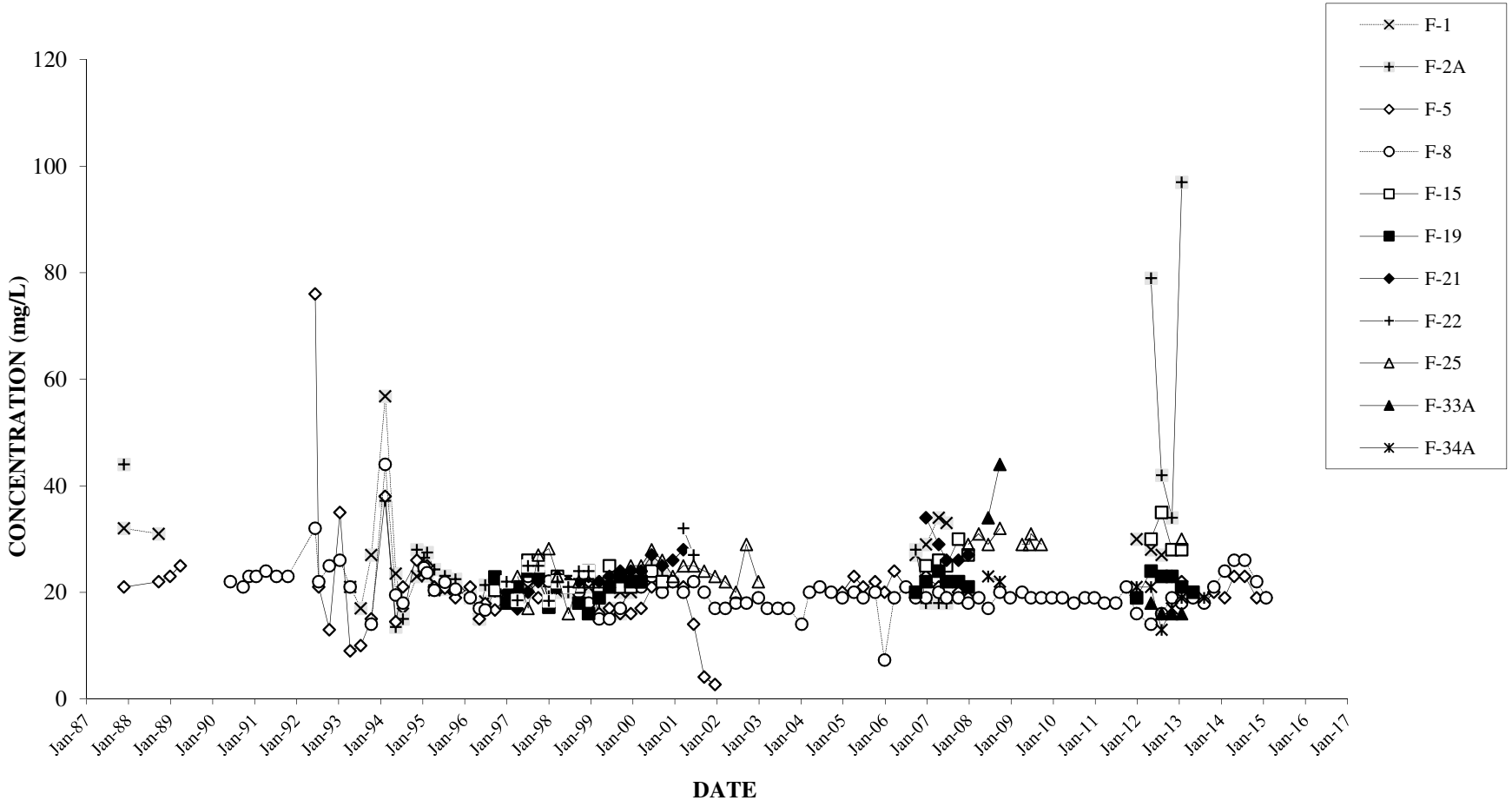

FIGURE 6C
MID-VALLEY SANITARY LANDFILL
CONFINED AQUIFER WELLS
HISTORICAL SULFATE CONCENTRATIONS

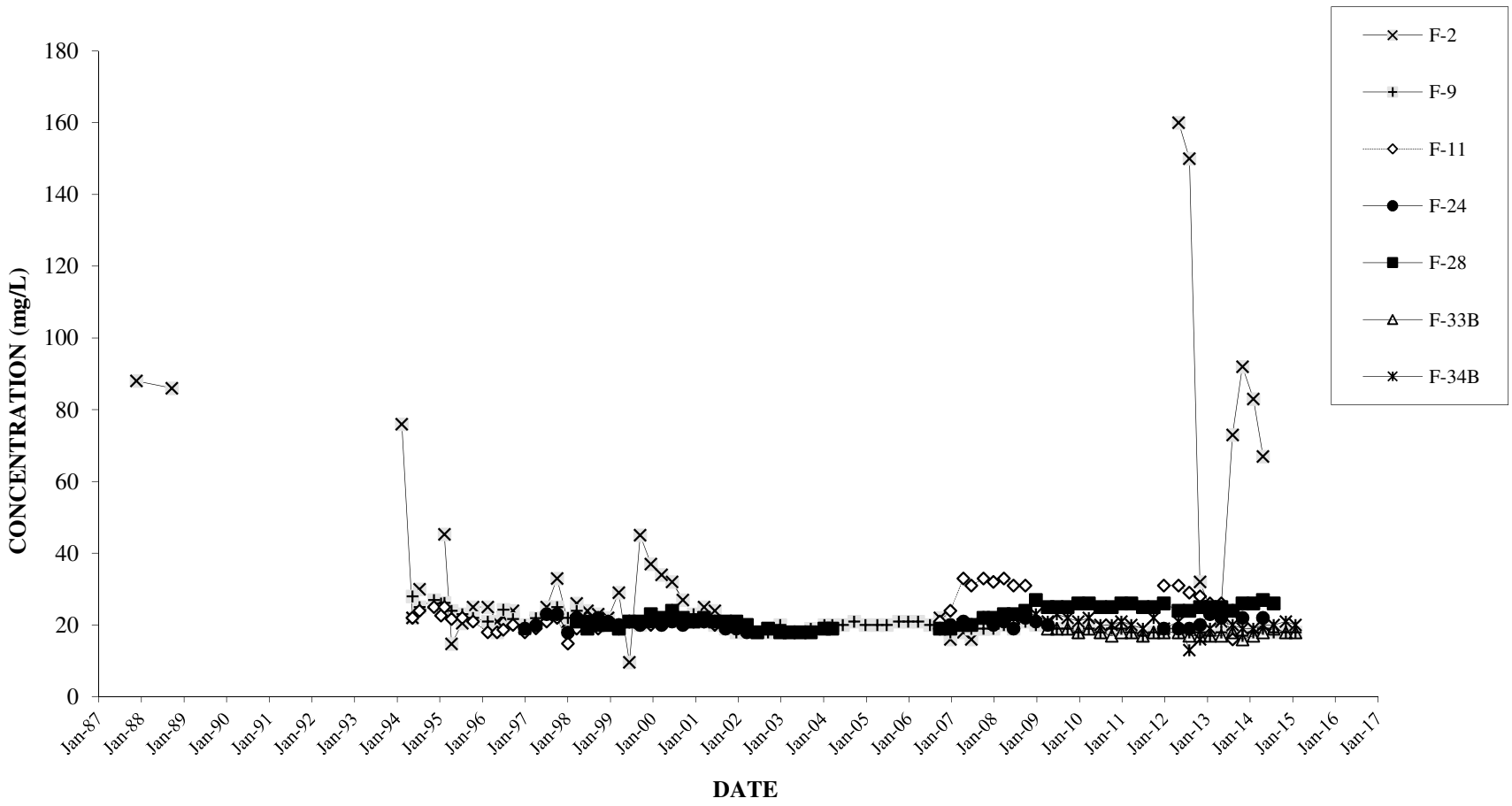

FIGURE 7A
MID-VALLEY SANITARY LANDFILL
MULTIPLE AQUIFER WELLS AND REGIONAL AQUIFER WELLS
HISTORICAL TOTAL DISSOLVED SOLIDS CONCENTRATIONS

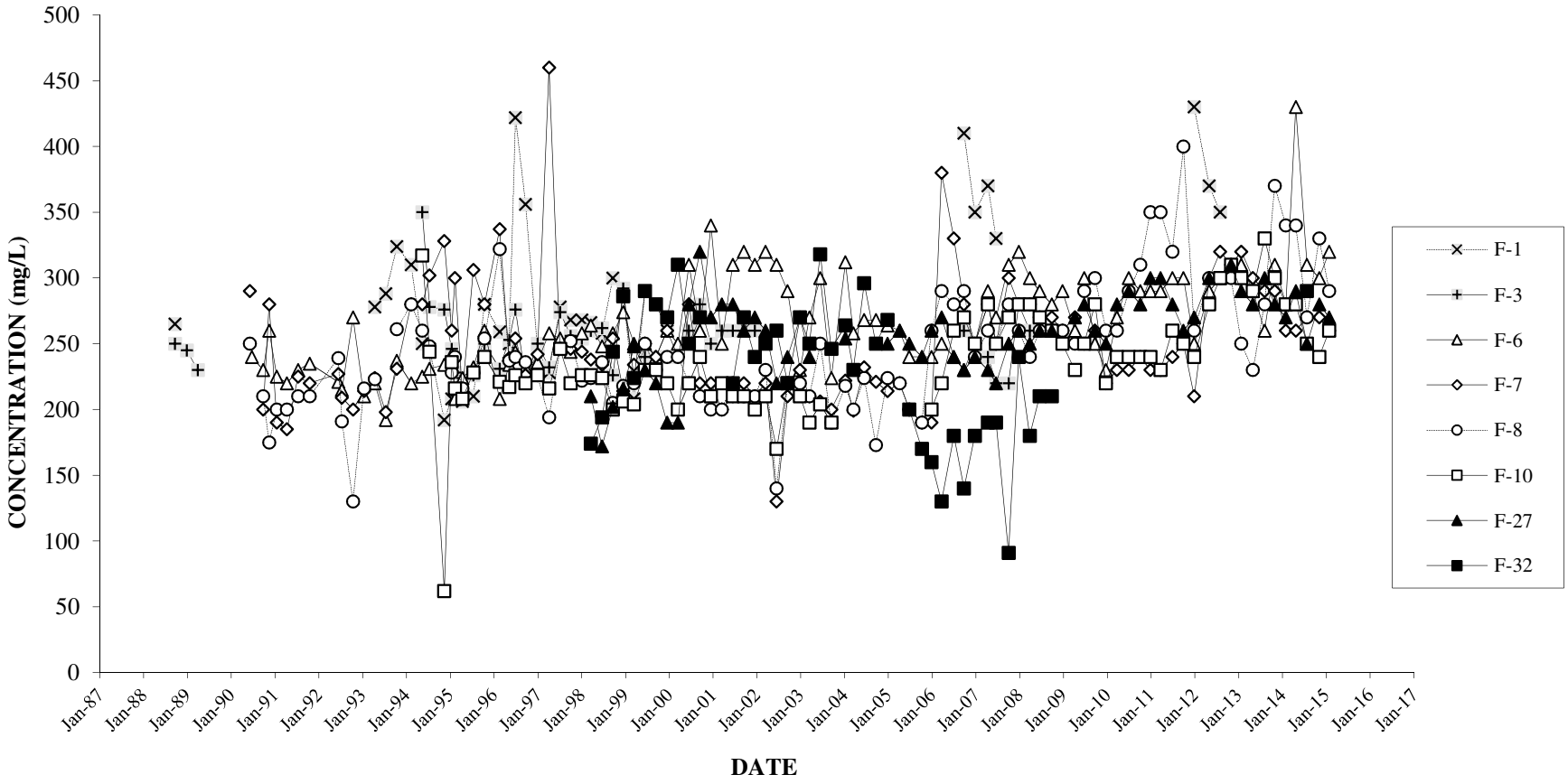

FIGURE 7B
MID-VALLEY SANITARY LANDFILL
UNCONFINED AQUIFER WELLS
HISTORICAL TOTAL DISSOLVED SOLIDS CONCENTRATIONS

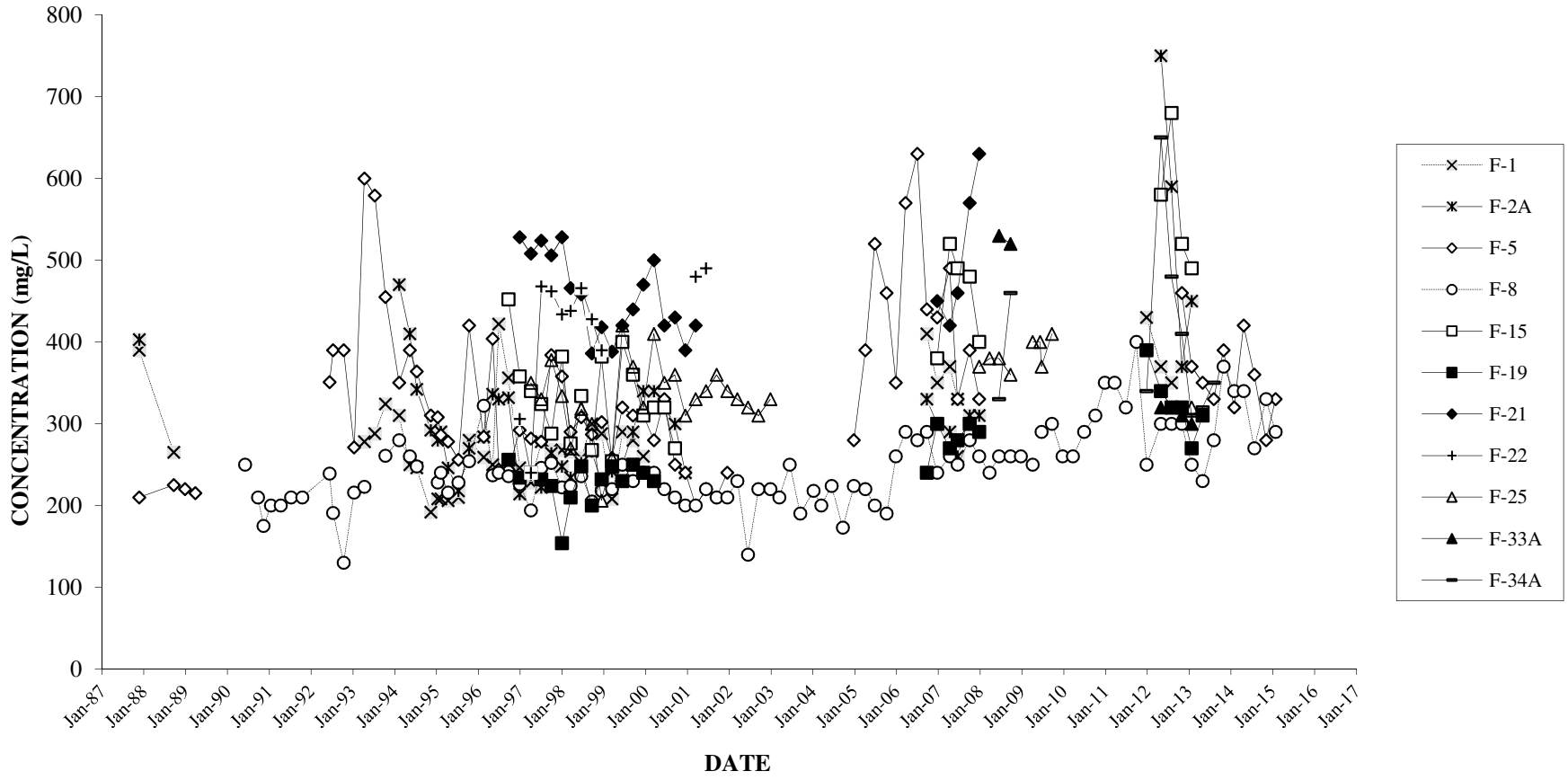

FIGURE 7C
MID-VALLEY SANITARY LANDFILL
CONFINED AQUIFER WELLS
HISTORICAL TOTAL DISSOLVED SOLIDS CONCENTRATIONS

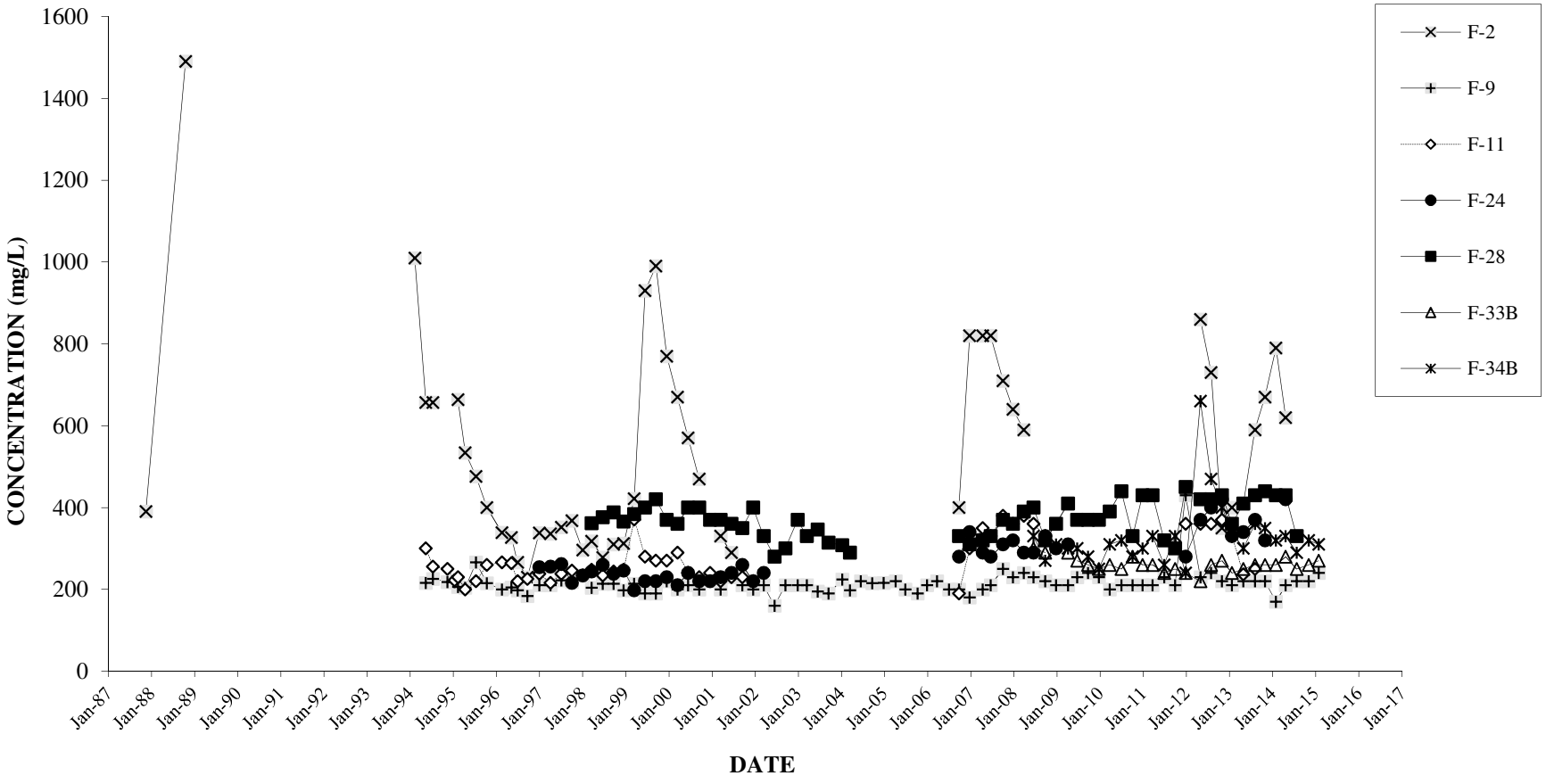

FIGURE 8
MID-VALLEY SANITARY LANDFILL
HISTORICAL PERCHLORATE CONCENTRATIONS

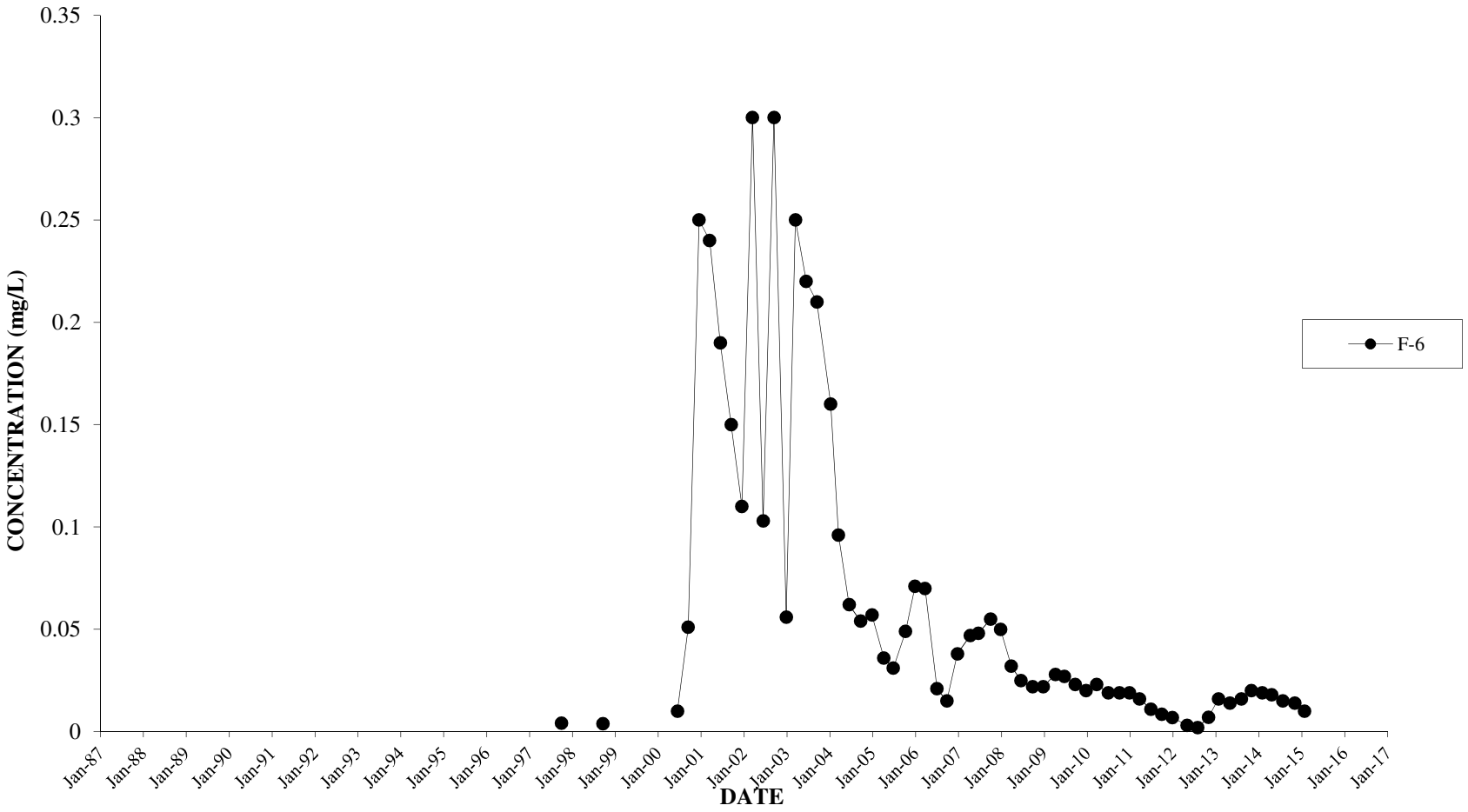

FIGURE 9A
MID-VALLEY SANITARY LANDFILL
MULTIPLE AQUIFER WELLS AND REGIONAL AQUIFER WELLS
HISTORICAL CALCIUM CONCENTRATIONS

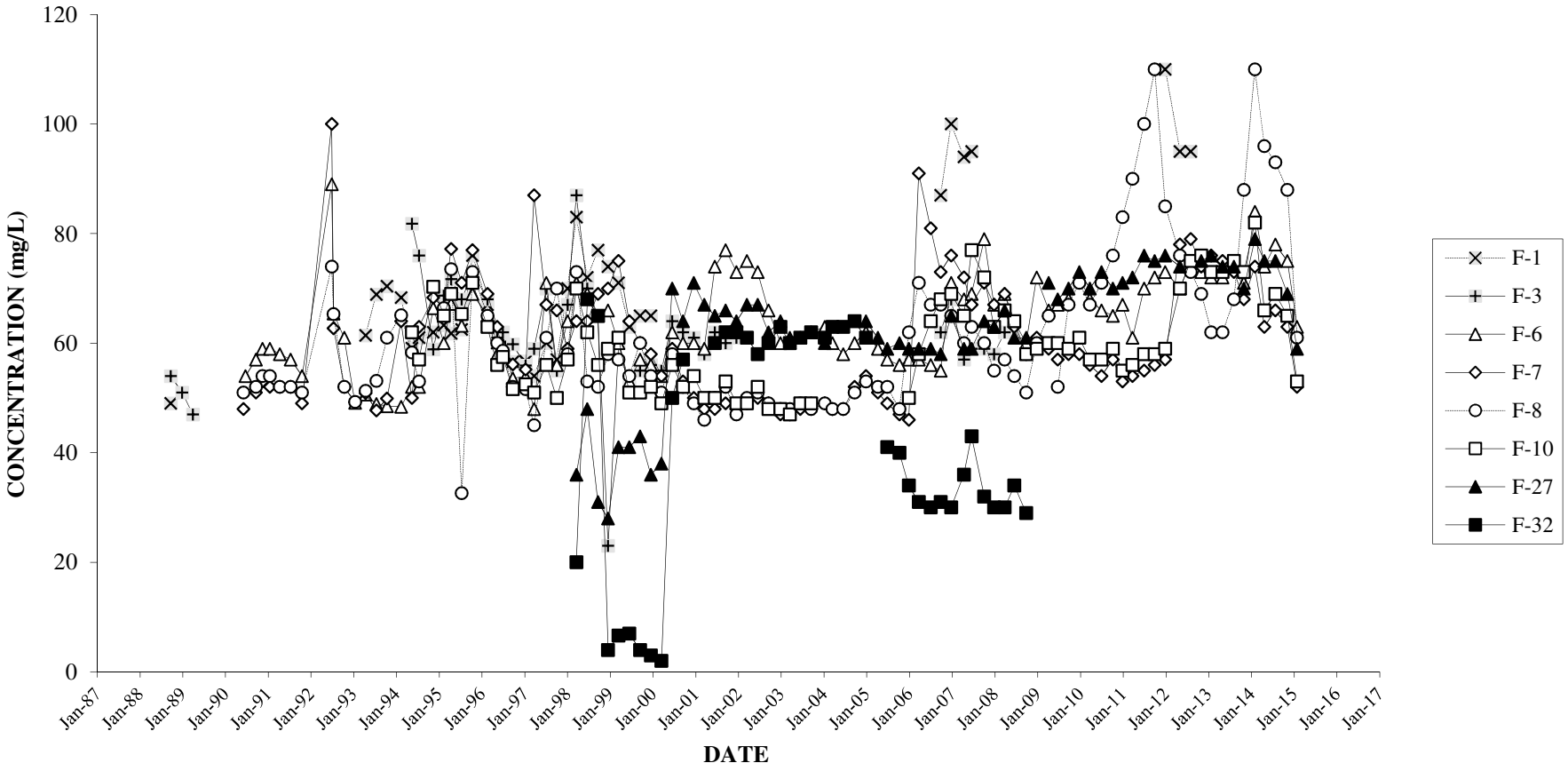

FIGURE 9B
MID-VALLEY SANITARY LANDFILL
UNCONFINED AQUIFER WELLS
HISTORICAL CALCIUM CONCENTRATIONS

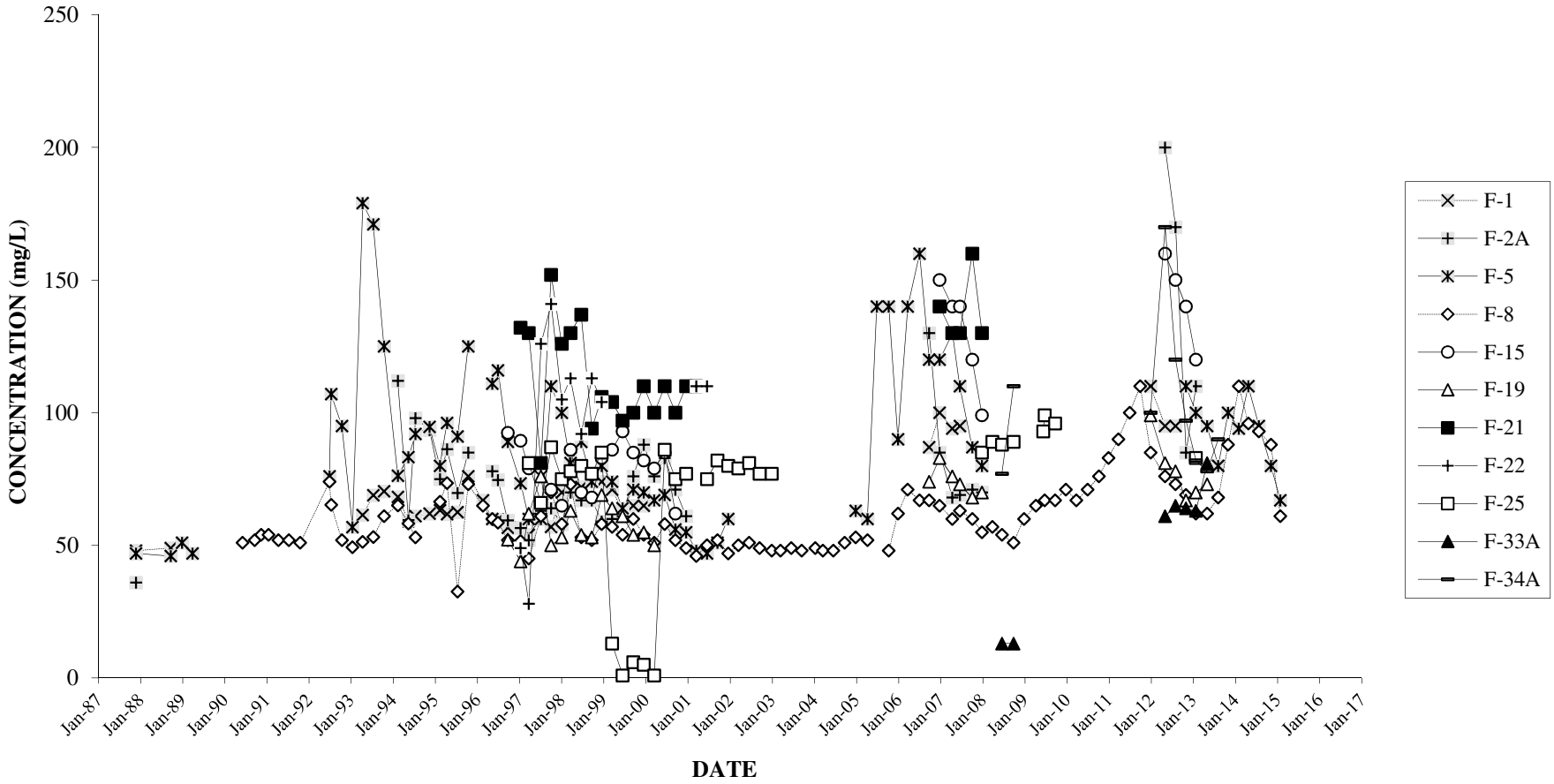

FIGURE 9C
MID-VALLEY SANITARY LANDFILL
CONFINED AQUIFER WELLS
HISTORICAL CALCIUM CONCENTRATIONS

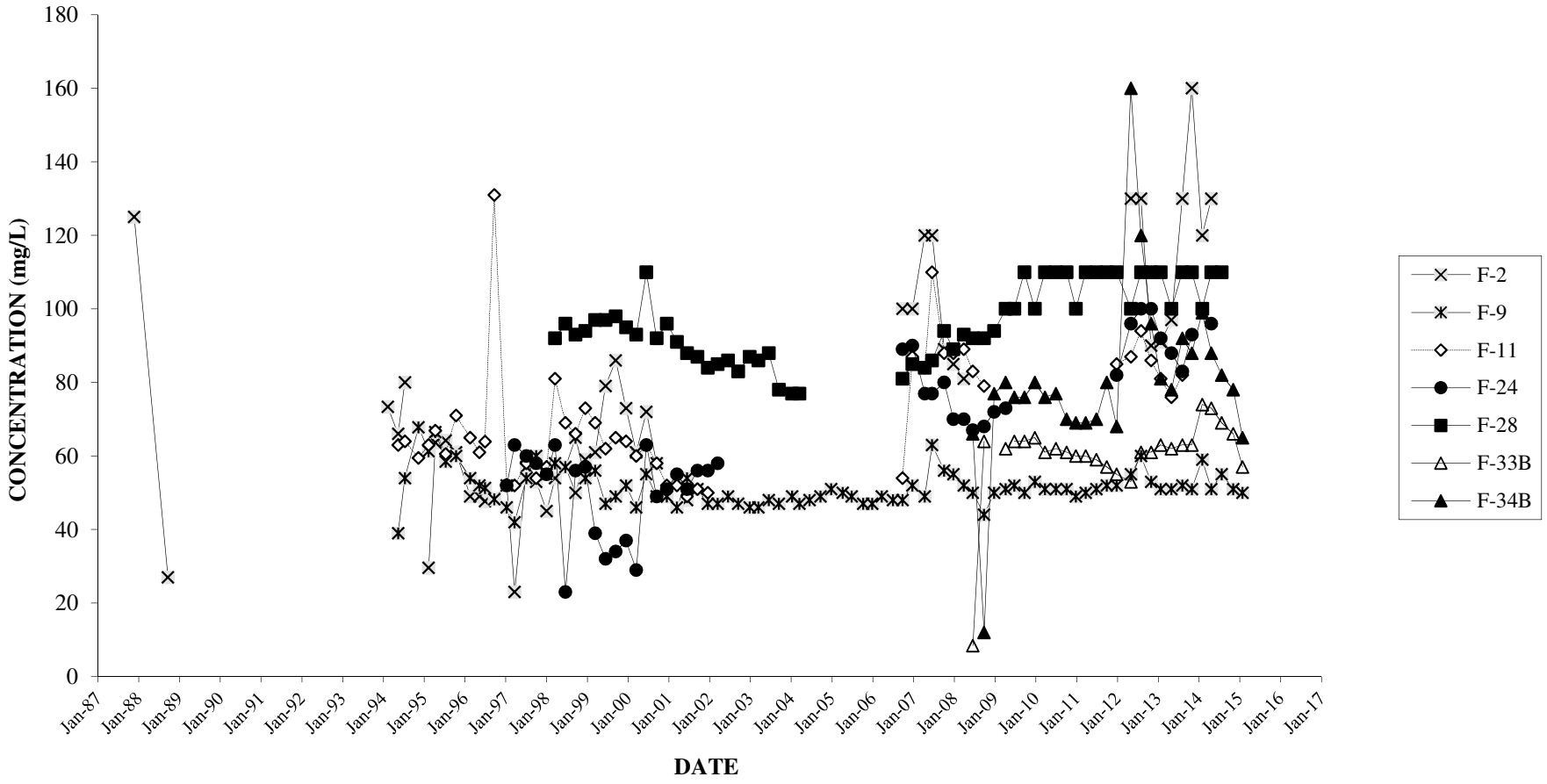

FIGURE 10A
MID-VALLEY SANITARY LANDFILL
MULTIPLE AQUIFER WELLS AND REGIONAL AQUIFER WELLS
HISTORICAL MAGNESIUM CONCENTRATIONS

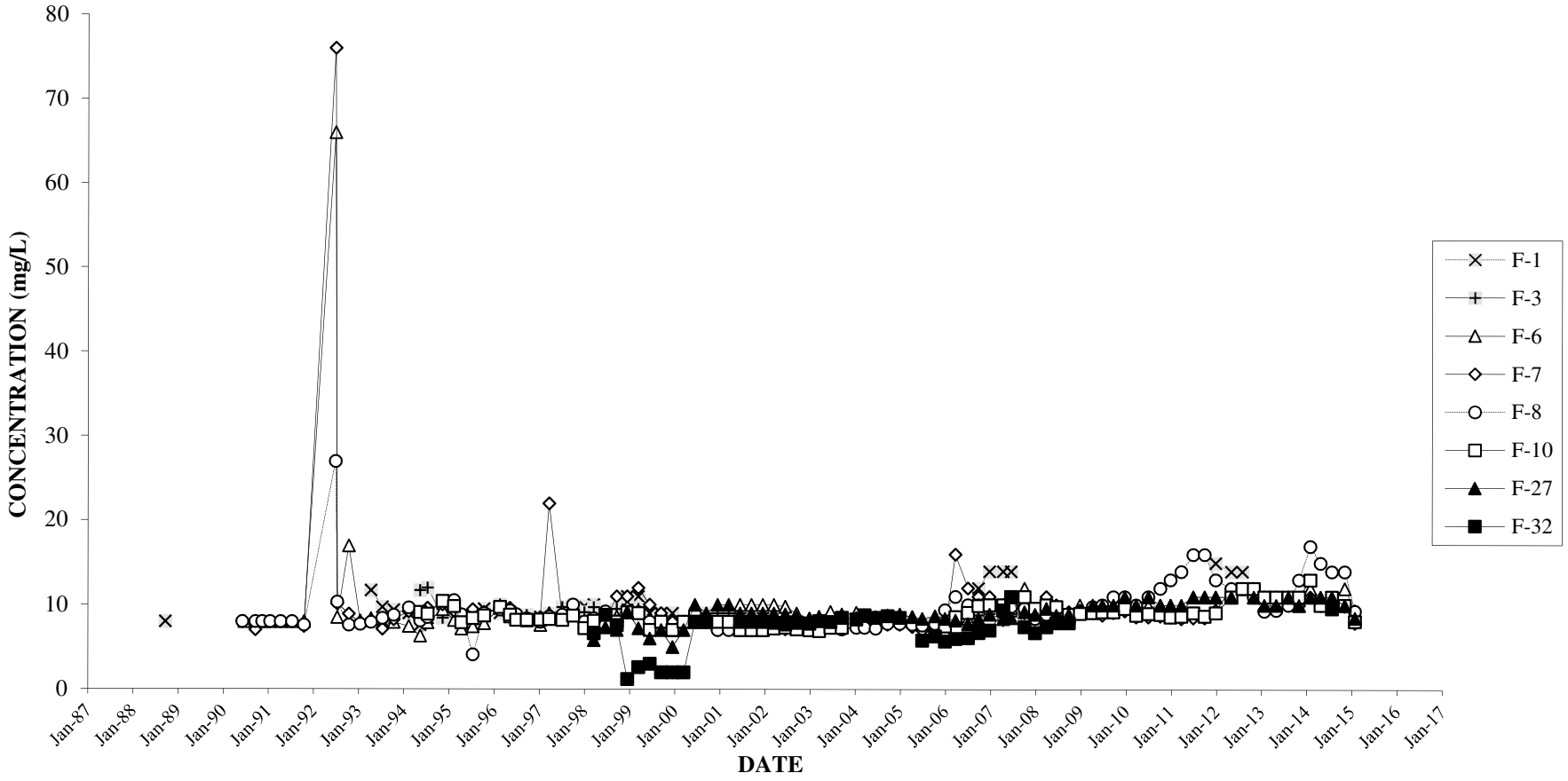

FIGURE 10B
MID-VALLEY SANITARY LANDFILL
UNCONFINED AQUIFER WELLS
HISTORICAL MAGNESIUM CONCENTRATIONS

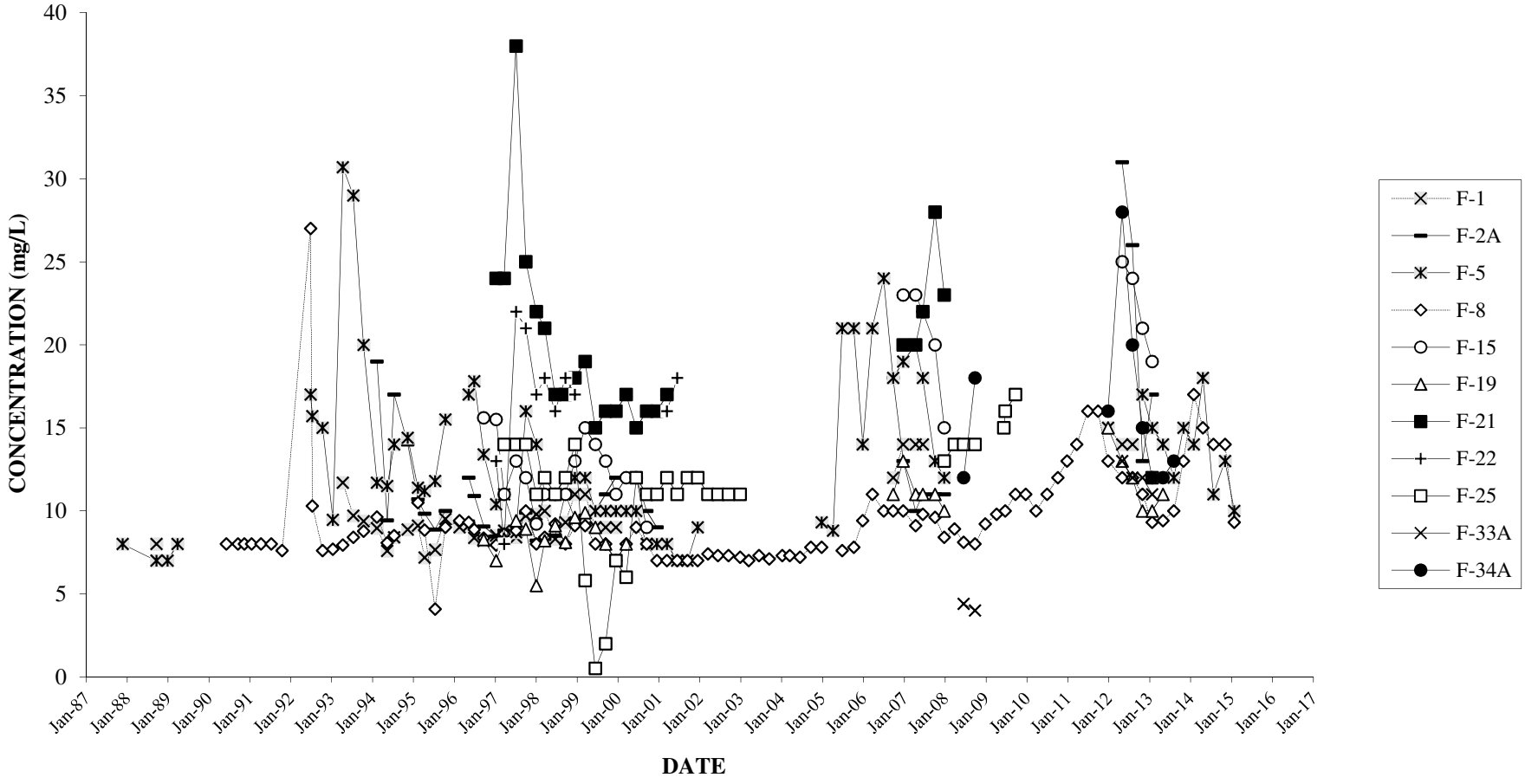

FIGURE 10C
MID-VALLEY SANITARY LANDFILL
CONFINED AQUIFER WELLS
HISTORICAL MAGNESIUM CONCENTRATIONS

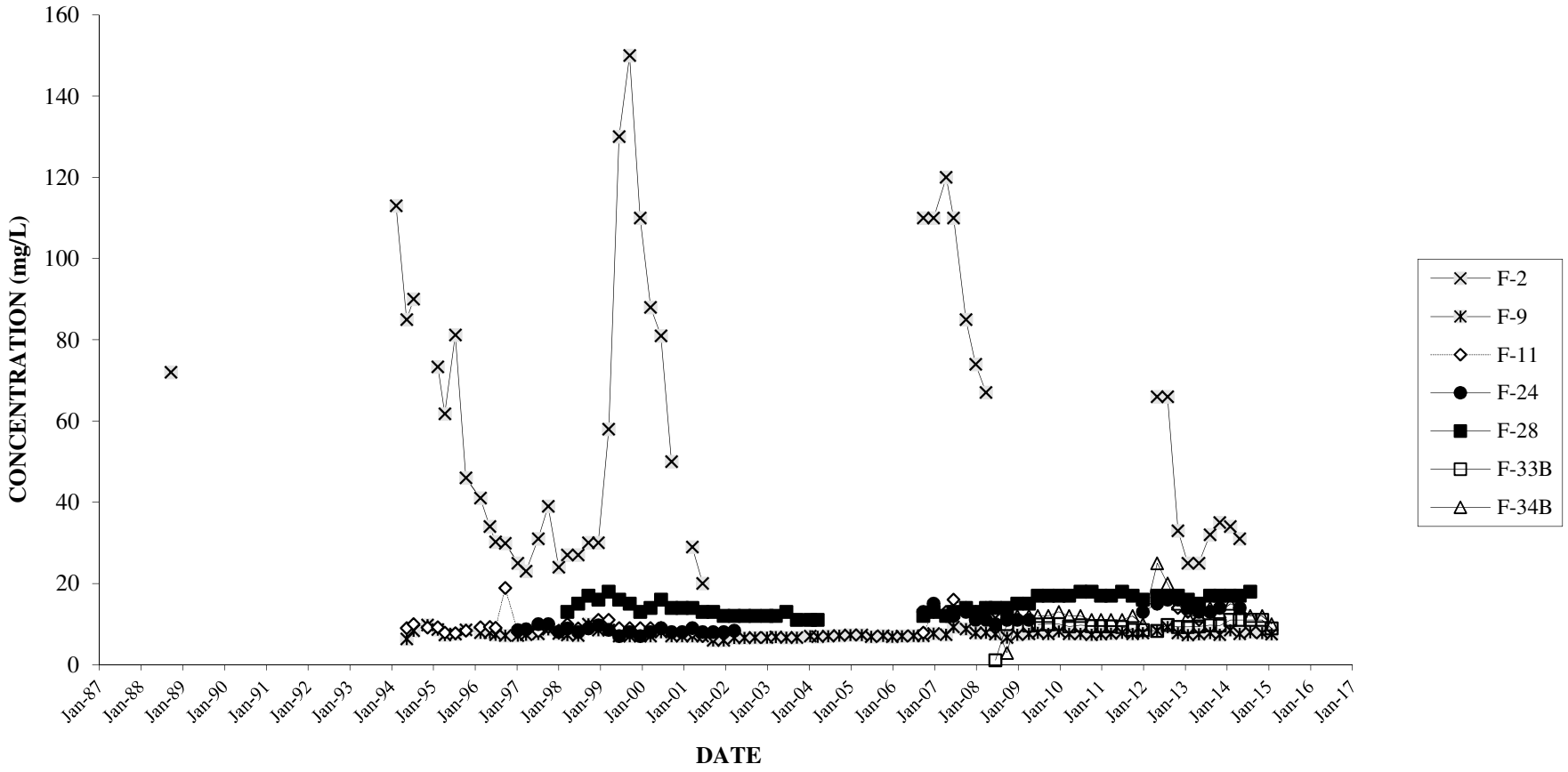

FIGURE 11A
MID-VALLEY SANITARY LANDFILL
MULTIPLE AQUIFER WELLS AND REGIONAL AQUIFER WELLS
HISTORICAL SODIUM CONCENTRATIONS

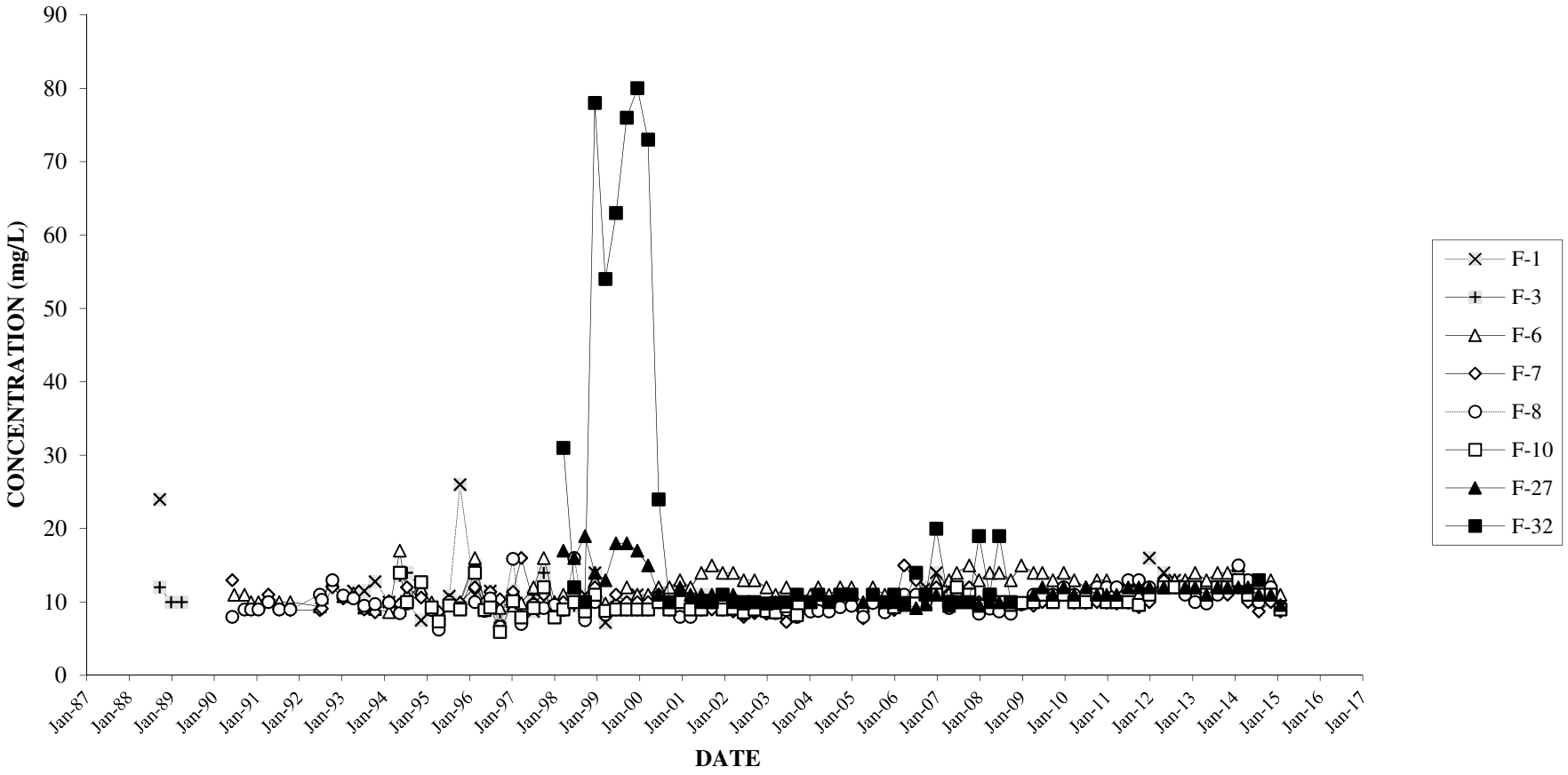

FIGURE 11B
MID-VALLEY SANITARY LANDFILL
UNCONFINED AQUIFER WELLS
HISTORICAL SODIUM CONCENTRATIONS

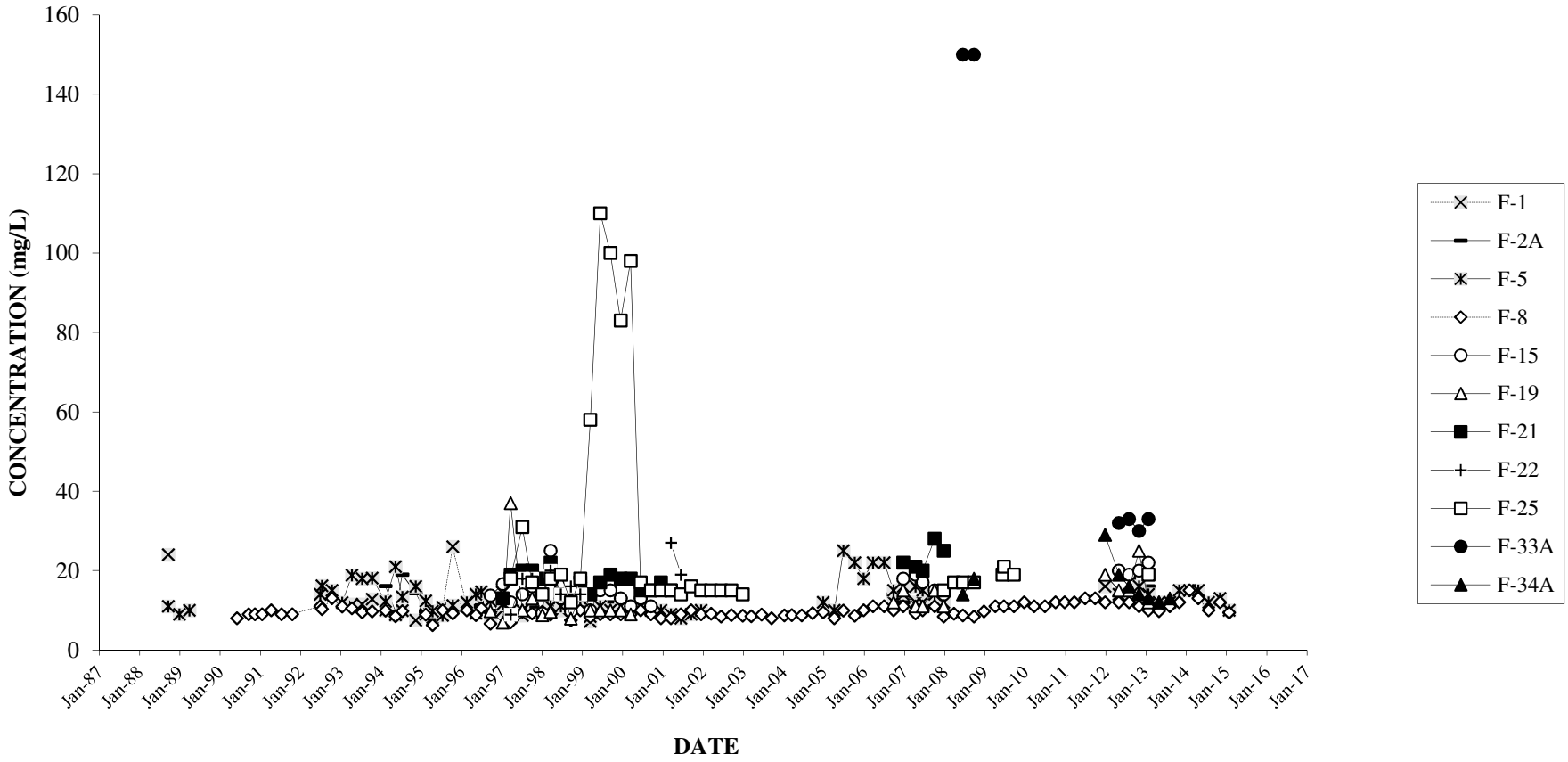

FIGURE 11C
MID-VALLEY SANITARY LANDFILL
CONFINED AQUIFER WELLS
HISTORICAL SODIUM CONCENTRATIONS

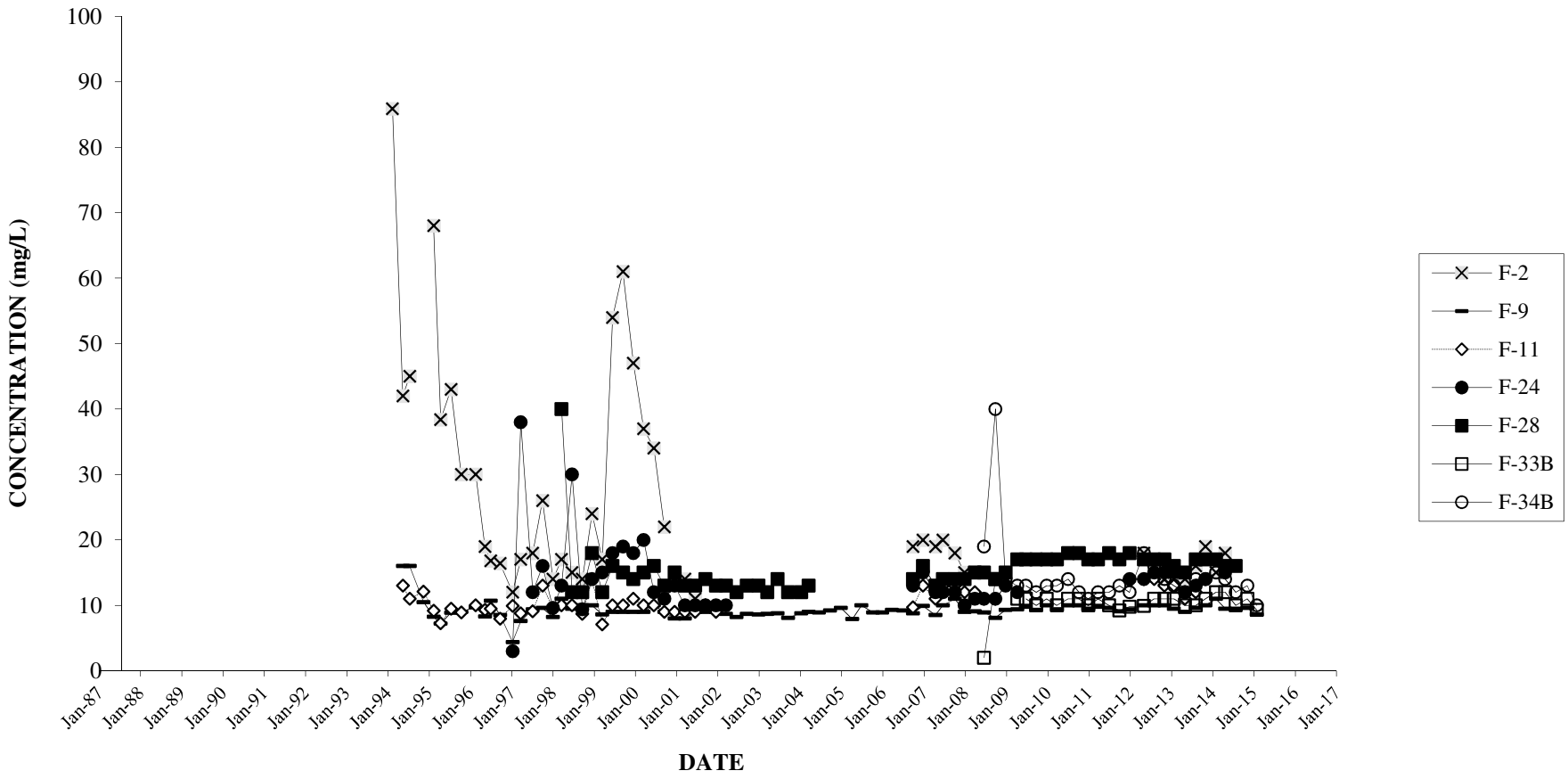

FIGURE 12A
MID-VALLEY SANITARY LANDFILL
HISTORICAL VOC CONCENTRATIONS
DOWNGRADIENT WELL F-2

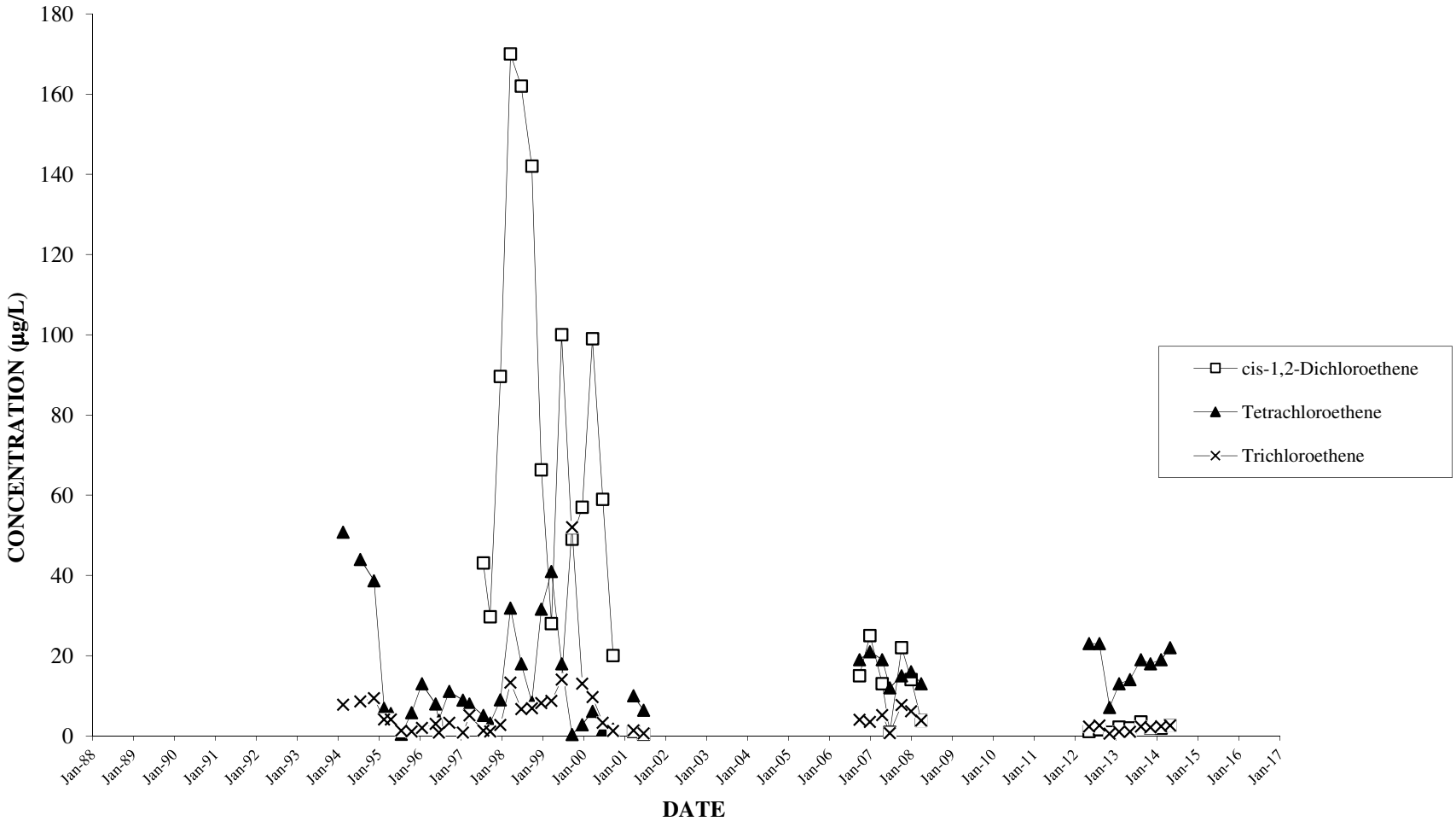

FIGURE 12B
MID-VALLEY SANITARY LANDFILL
HISTORICAL VOC CONCENTRATIONS
DOWNGRADIENT WELL F-2

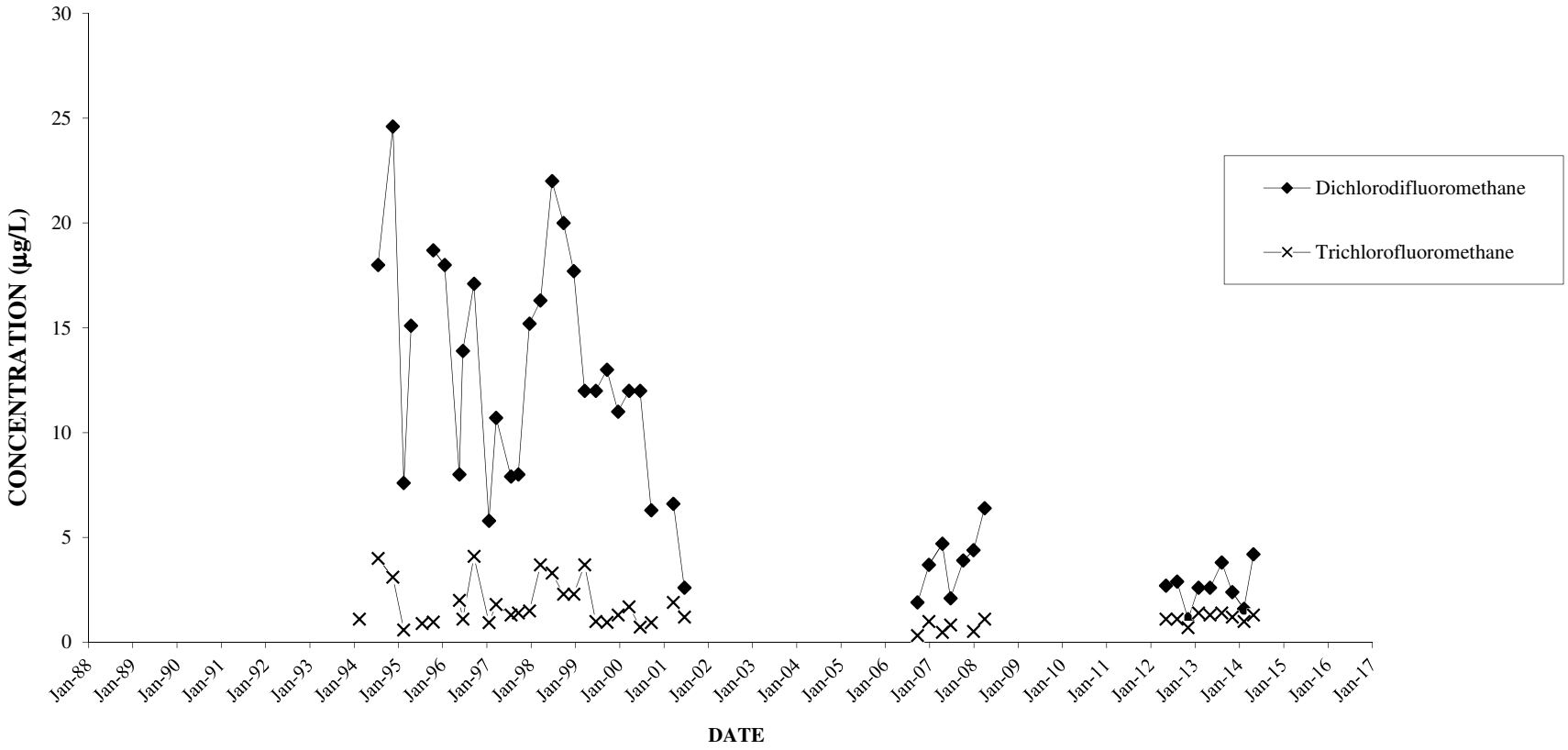

FIGURE 13A
MID-VALLEY SANITARY LANDFILL
HISTORICAL VOC CONCENTRATIONS
DOWNGRADIENT WELL F-2A

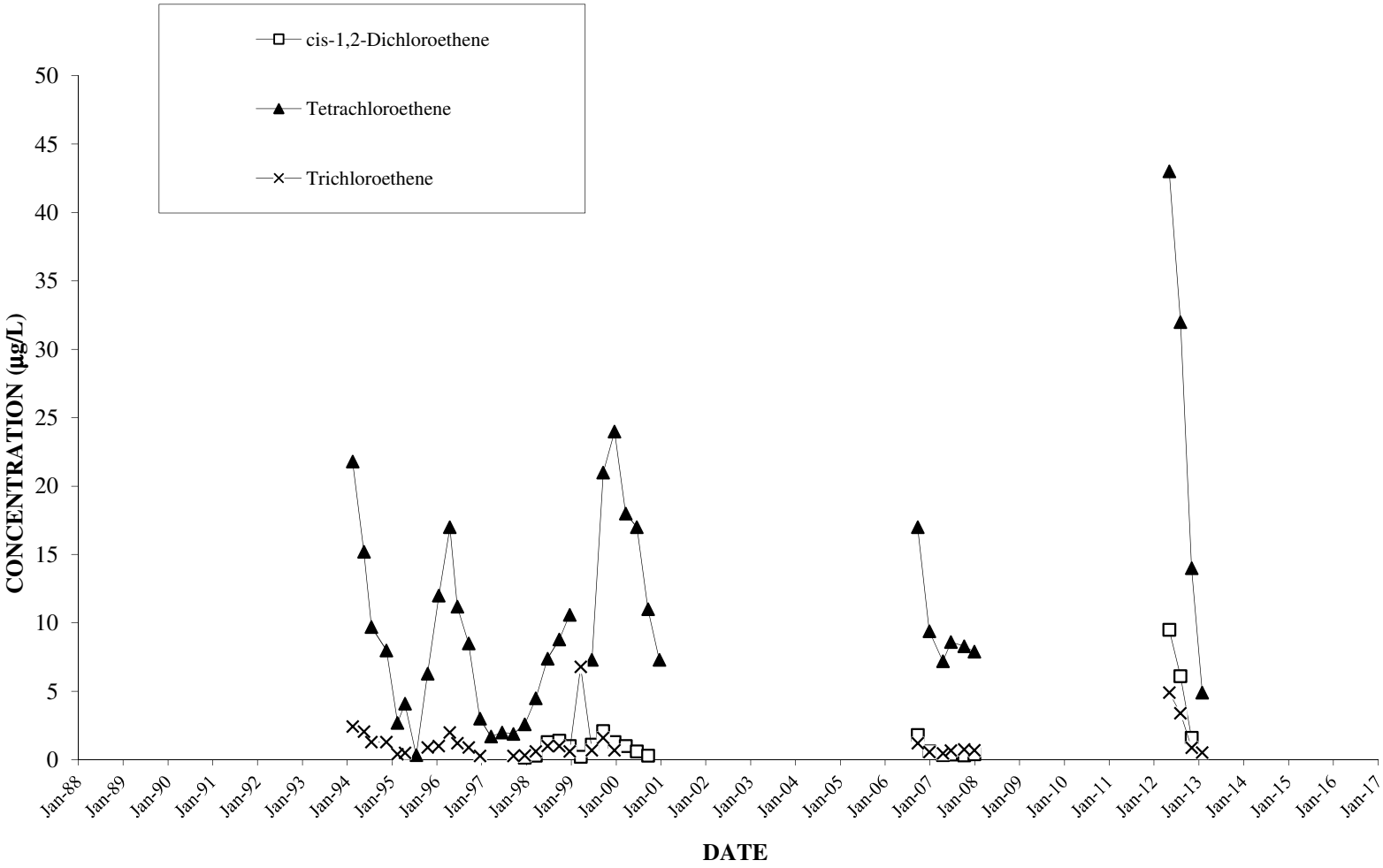

FIGURE 13B
MID-VALLEY SANITARY LANDFILL
HISTORICAL VOC CONCENTRATIONS
DOWNGRADIENT WELL F-2A

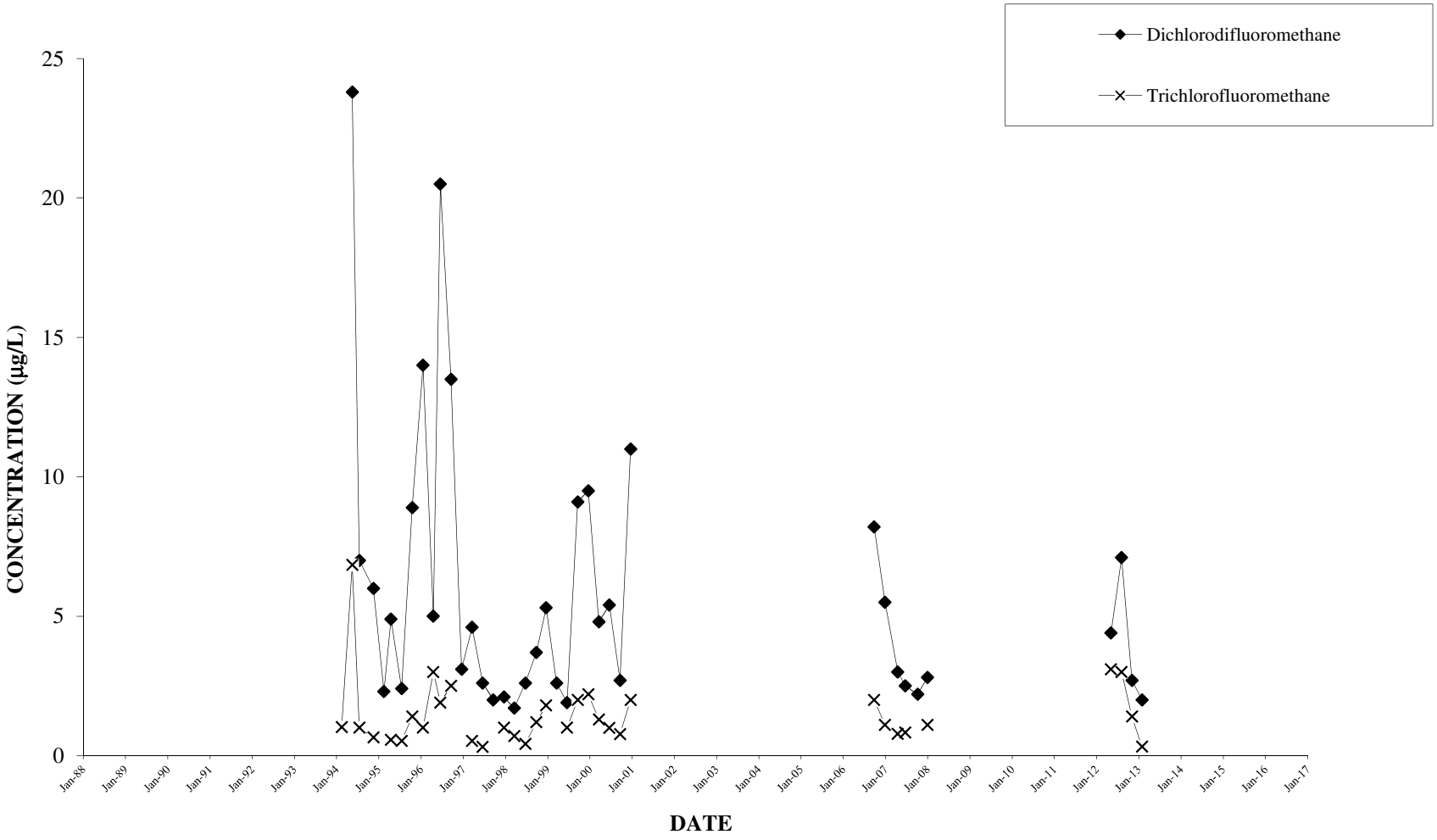

FIGURE 14A
MID-VALLEY SANITARY LANDFILL
HISTORICAL VOC CONCENTRATIONS
DOWNGRADIENT WELL F-3

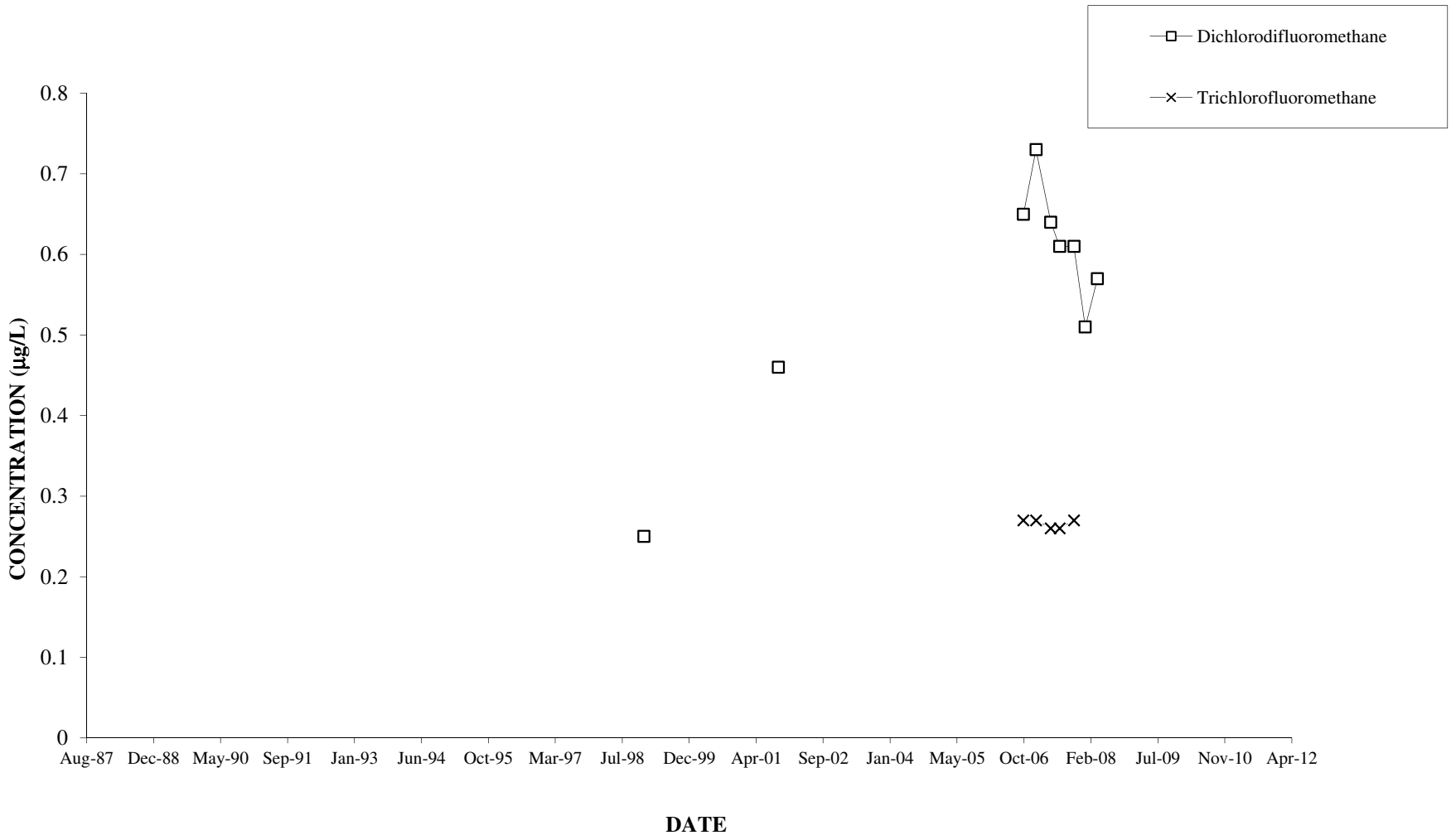

FIGURE 14B
MID-VALLEY SANITARY LANDFILL
HISTORICAL VOC CONCENTRATIONS
DOWNGRADIENT WELL F-3

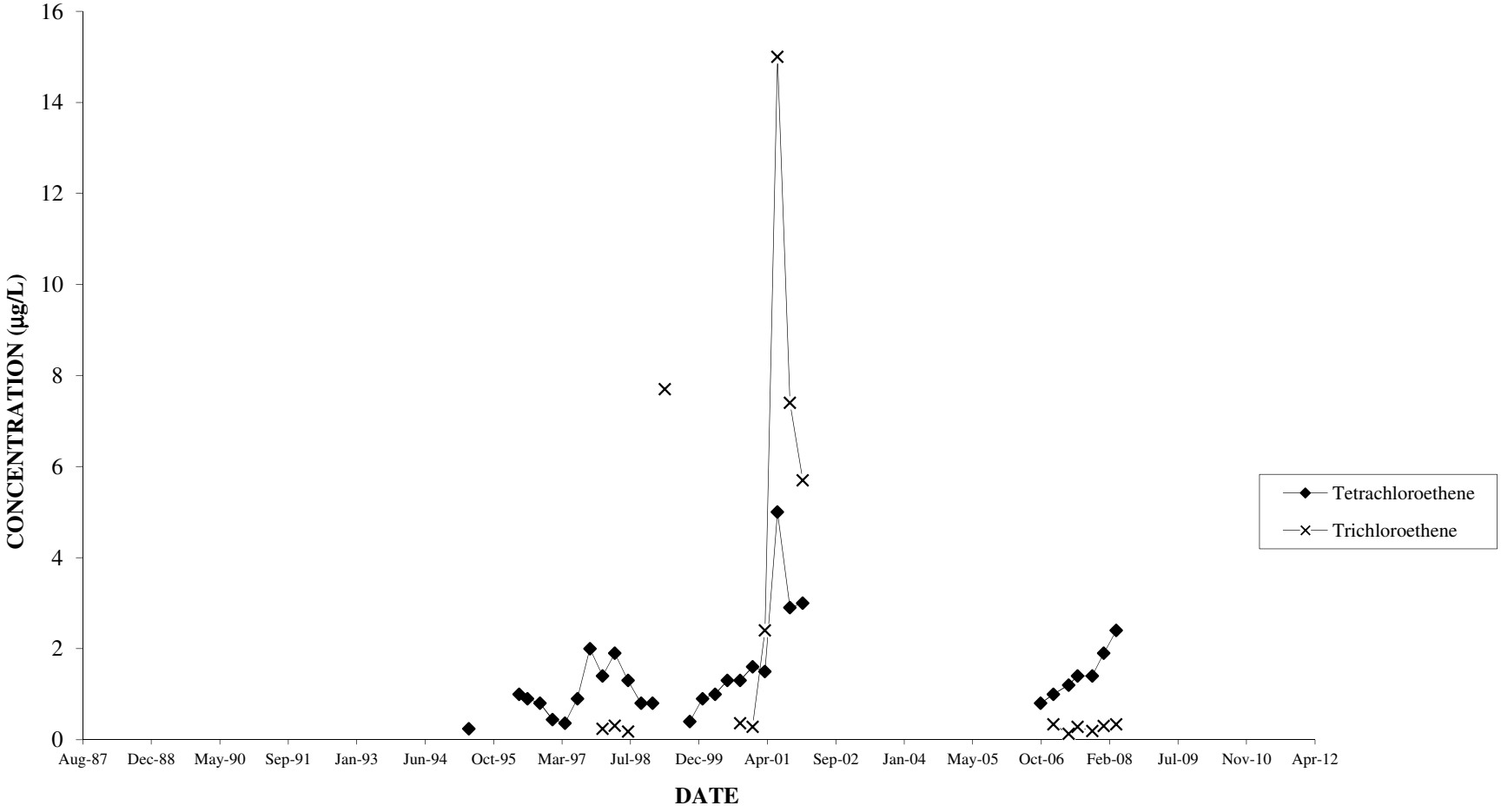

FIGURE 15A
MID-VALLEY SANITARY LANDFILL
HISTORICAL VOC CONCENTRATIONS
DOWNGRADIENT WELL F-5

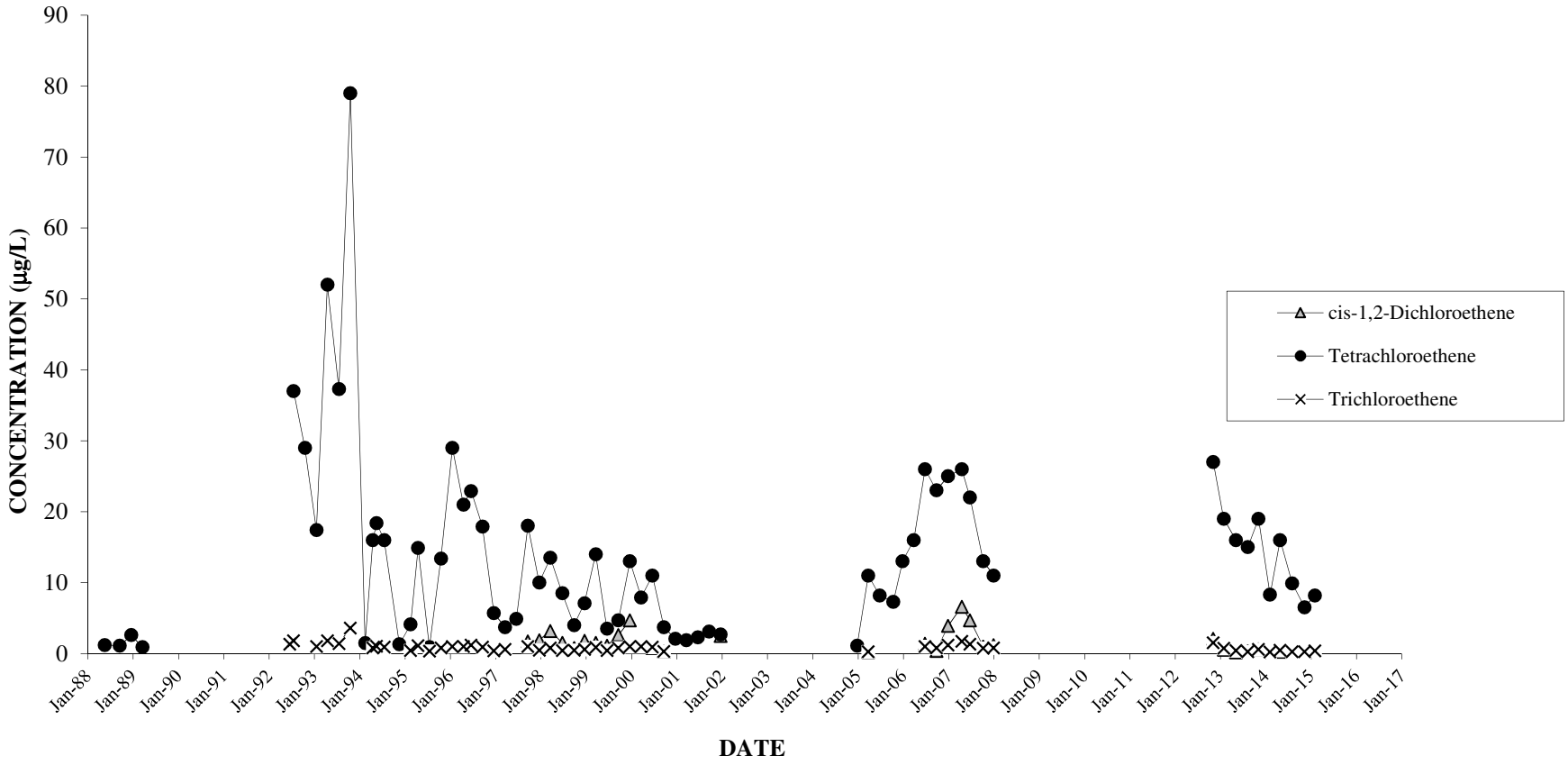

FIGURE 15B
MID-VALLEY SANITARY LANDFILL
HISTORICAL VOC CONCENTRATIONS
DOWNGRADIENT WELL F-5

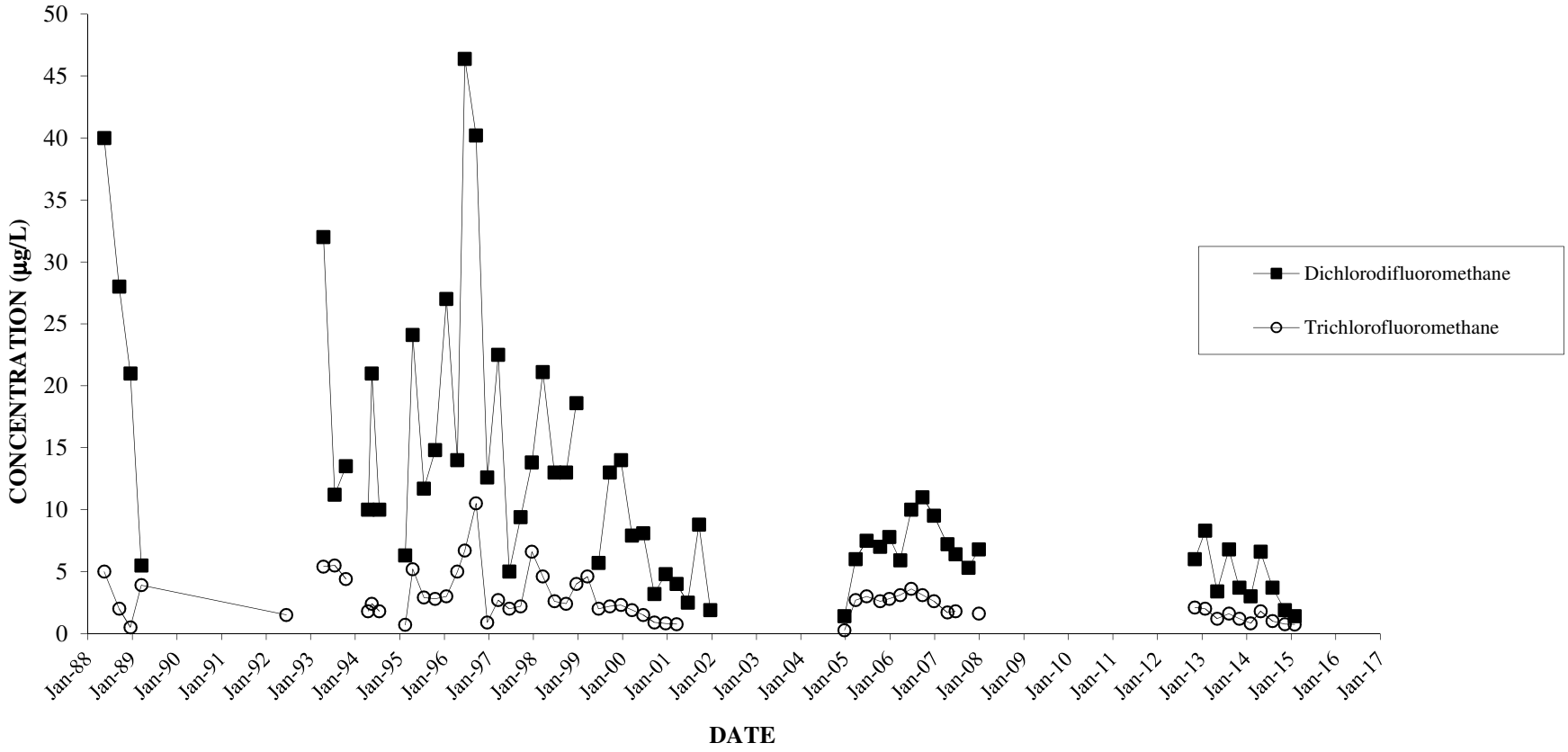

FIGURE 16A
MID-VALLEY SANITARY LANDFILL
HISTORICAL VOC CONCENTRATIONS
DOWNGRADIENT WELL F-6

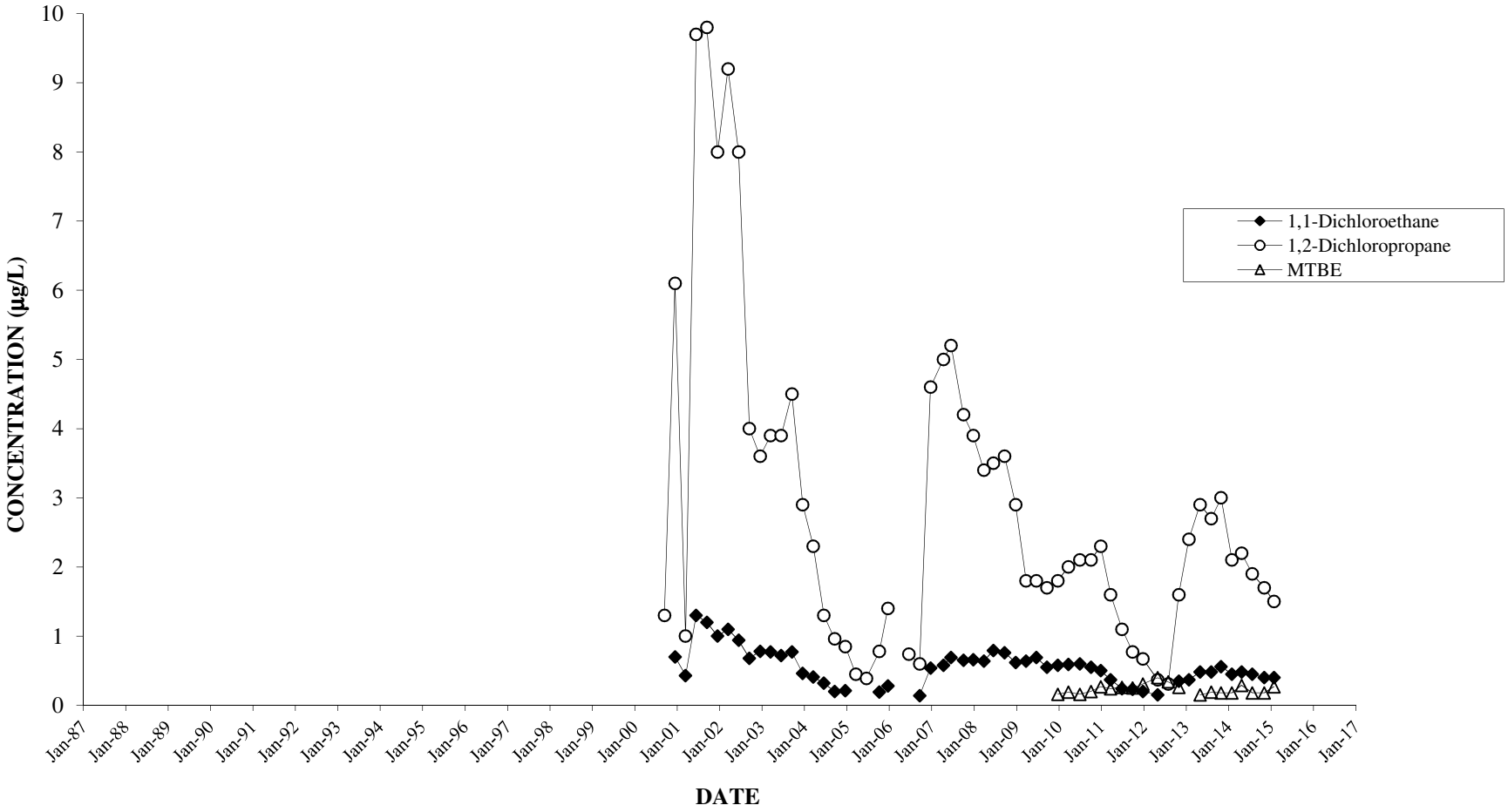

FIGURE 16B
MID-VALLEY SANITARY LANDFILL
HISTORICAL VOC CONCENTRATIONS
DOWNGRADIENT WELL F-6

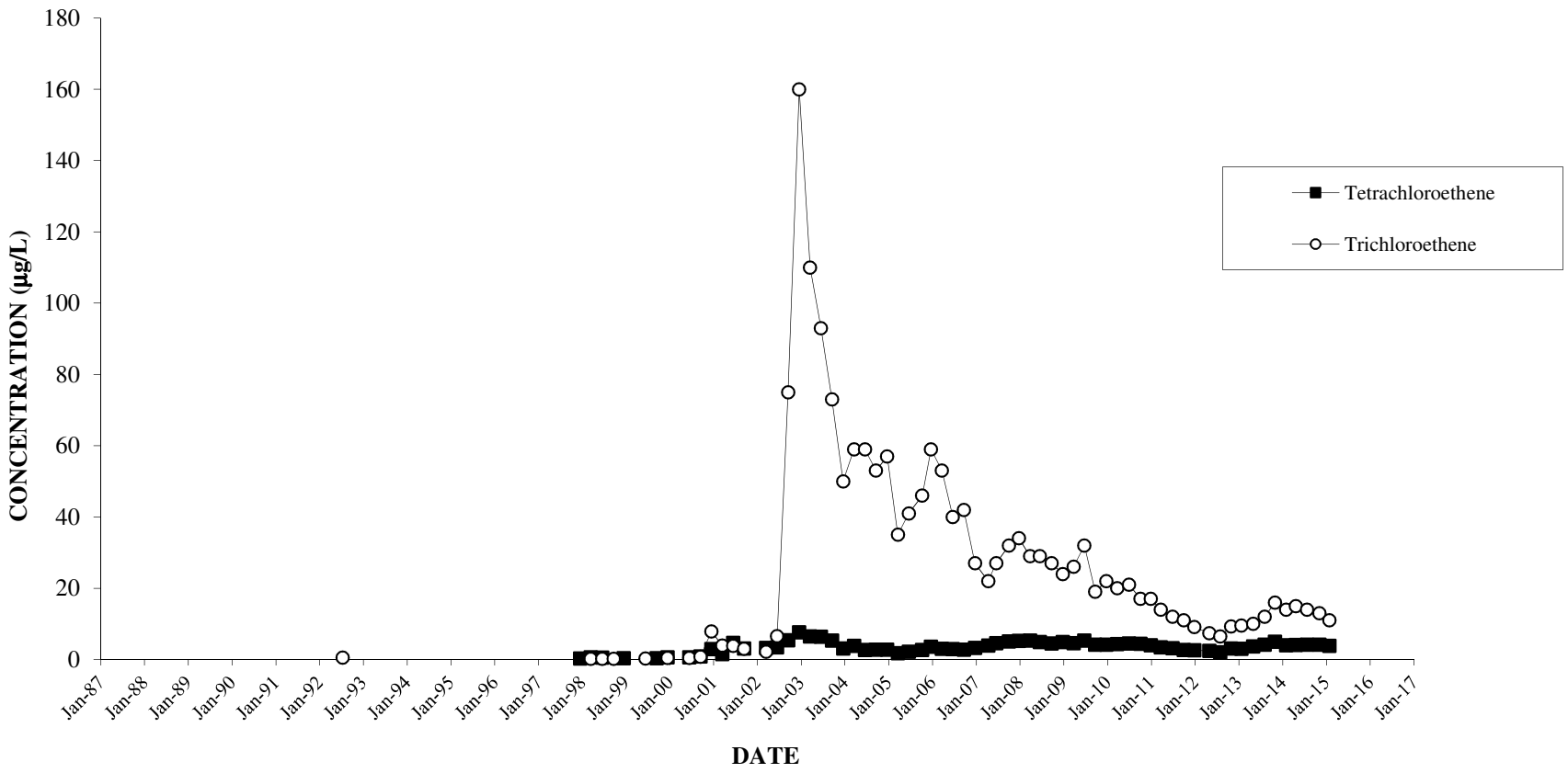

FIGURE 16C
MID-VALLEY SANITARY LANDFILL
HISTORICAL VOC CONCENTRATIONS
DOWNGRADIENT WELL F-6

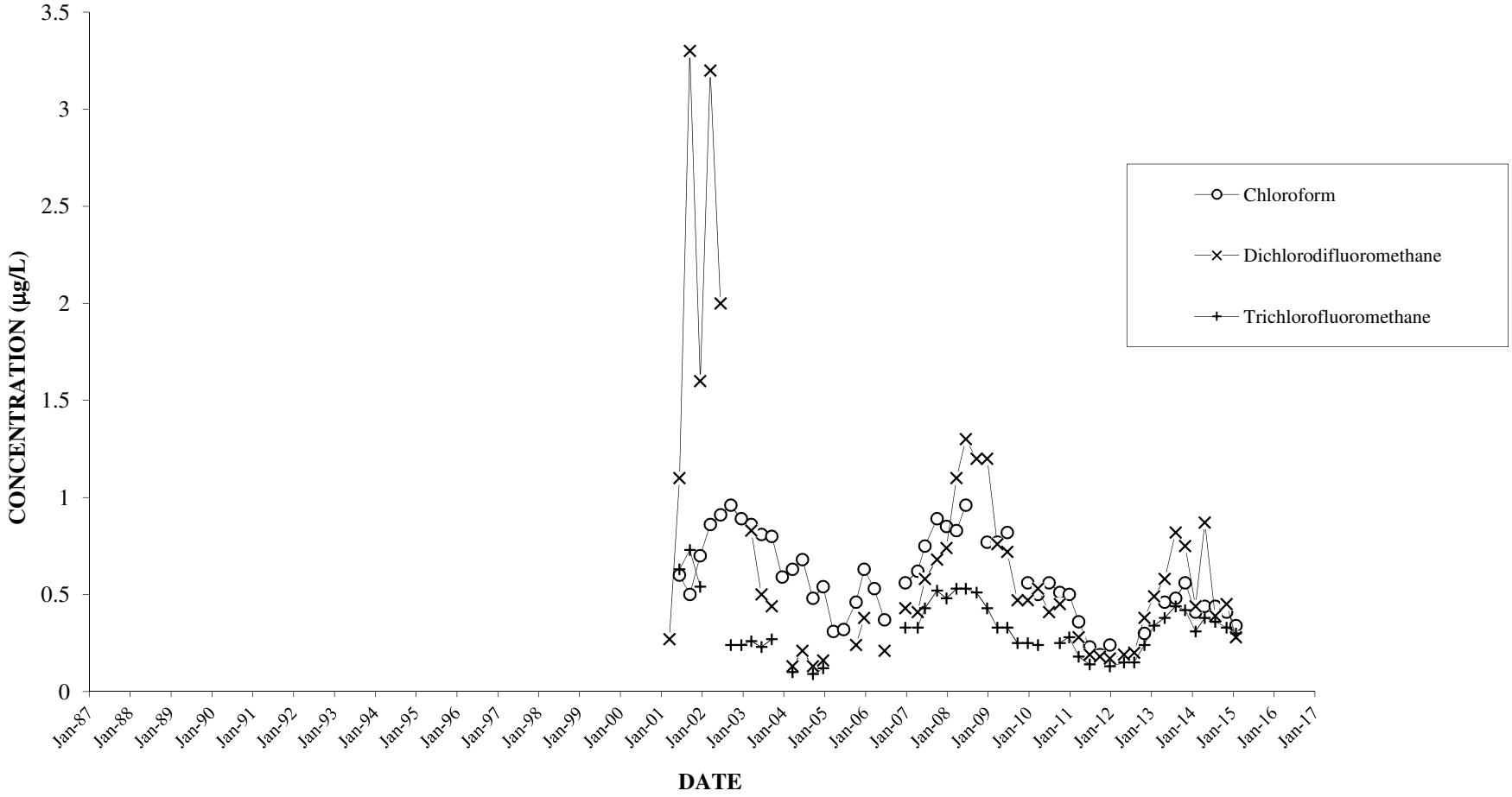

FIGURE 17
MID-VALLEY SANITARY LANDFILL
HISTORICAL VOC CONCENTRATIONS
DOWNGRADIENT WELL F-7

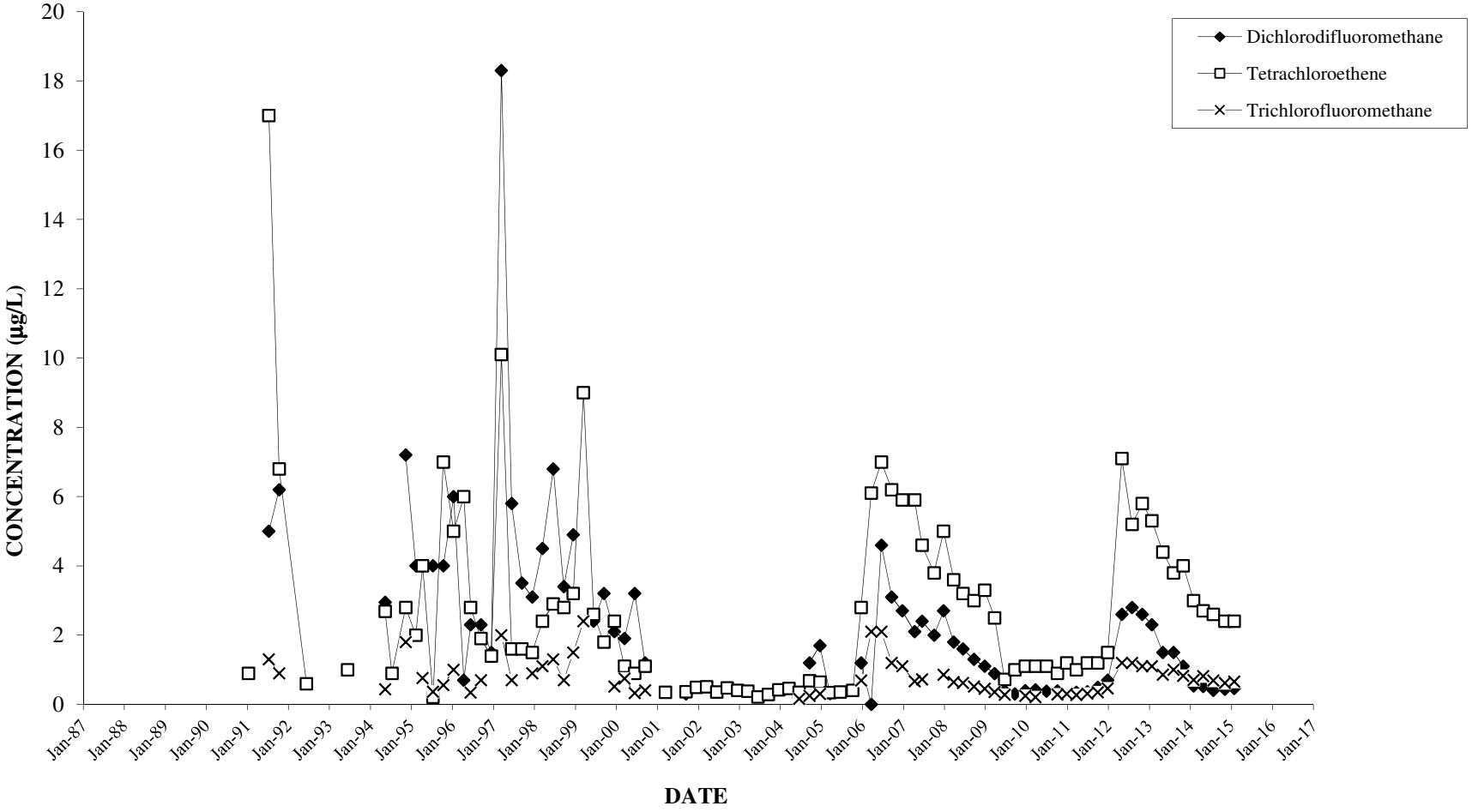

FIGURE 18
MID-VALLEY SANITARY LANDFILL
HISTORICAL VOC CONCENTRATIONS
UPGRADIENT WELL F-8

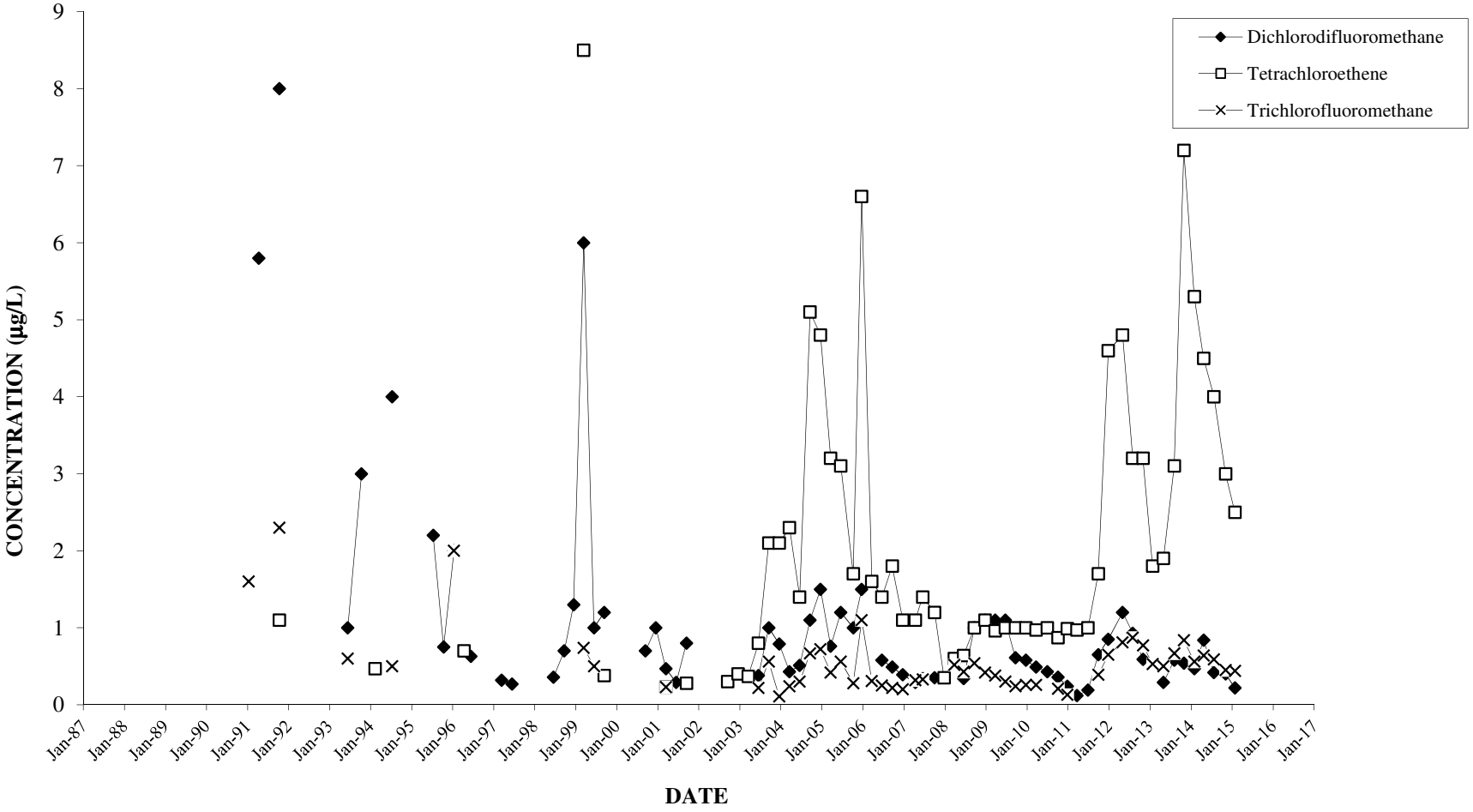

FIGURE 19
MID-VALLEY SANITARY LANDFILL
HISTORICAL VOC CONCENTRATIONS
DOWNGRADIENT WELL F-9

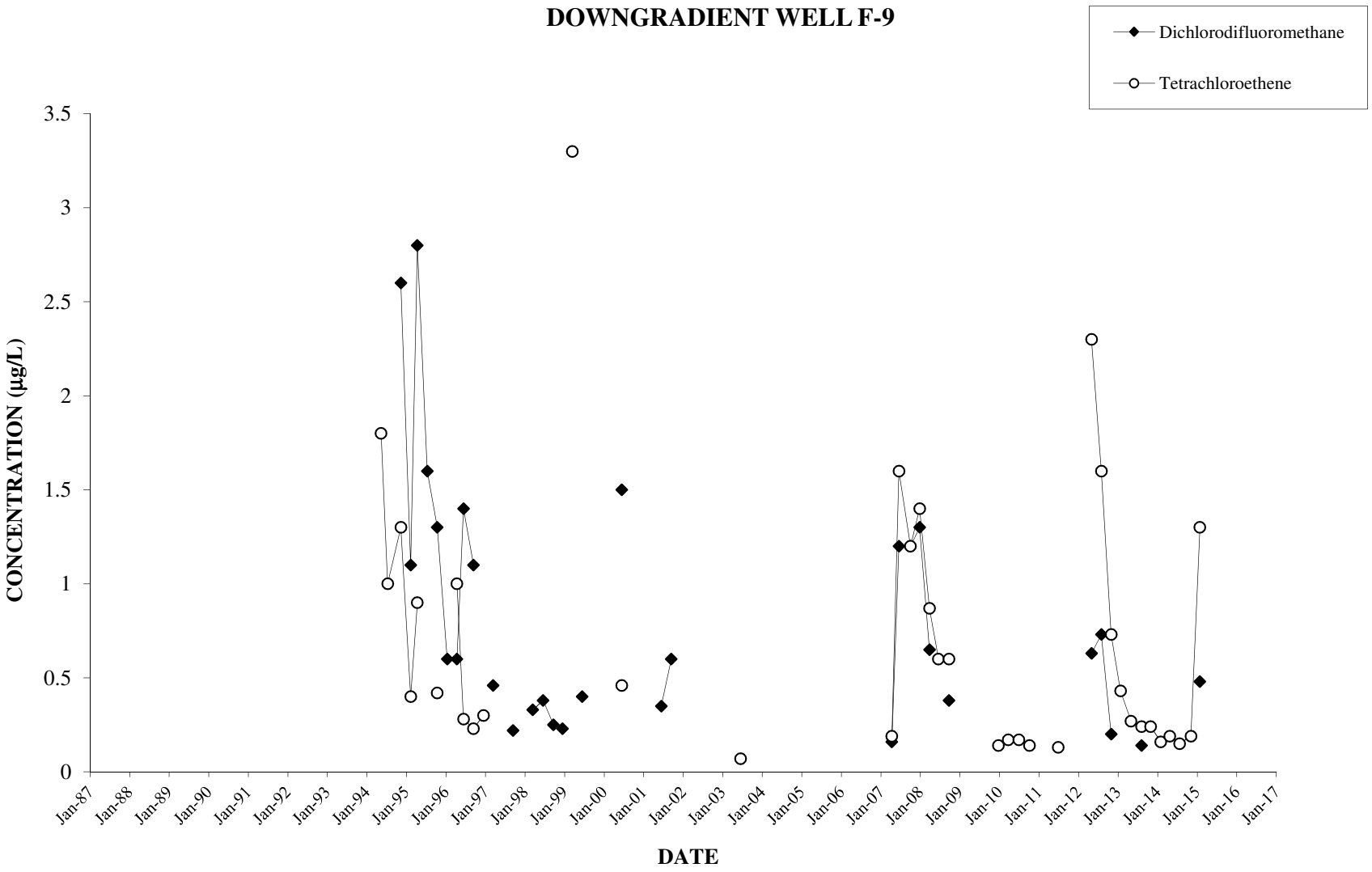

FIGURE 20A
MID-VALLEY SANITARY LANDFILL
HISTORICAL VOC CONCENTRATIONS
DOWNGRADIENT WELL F-10

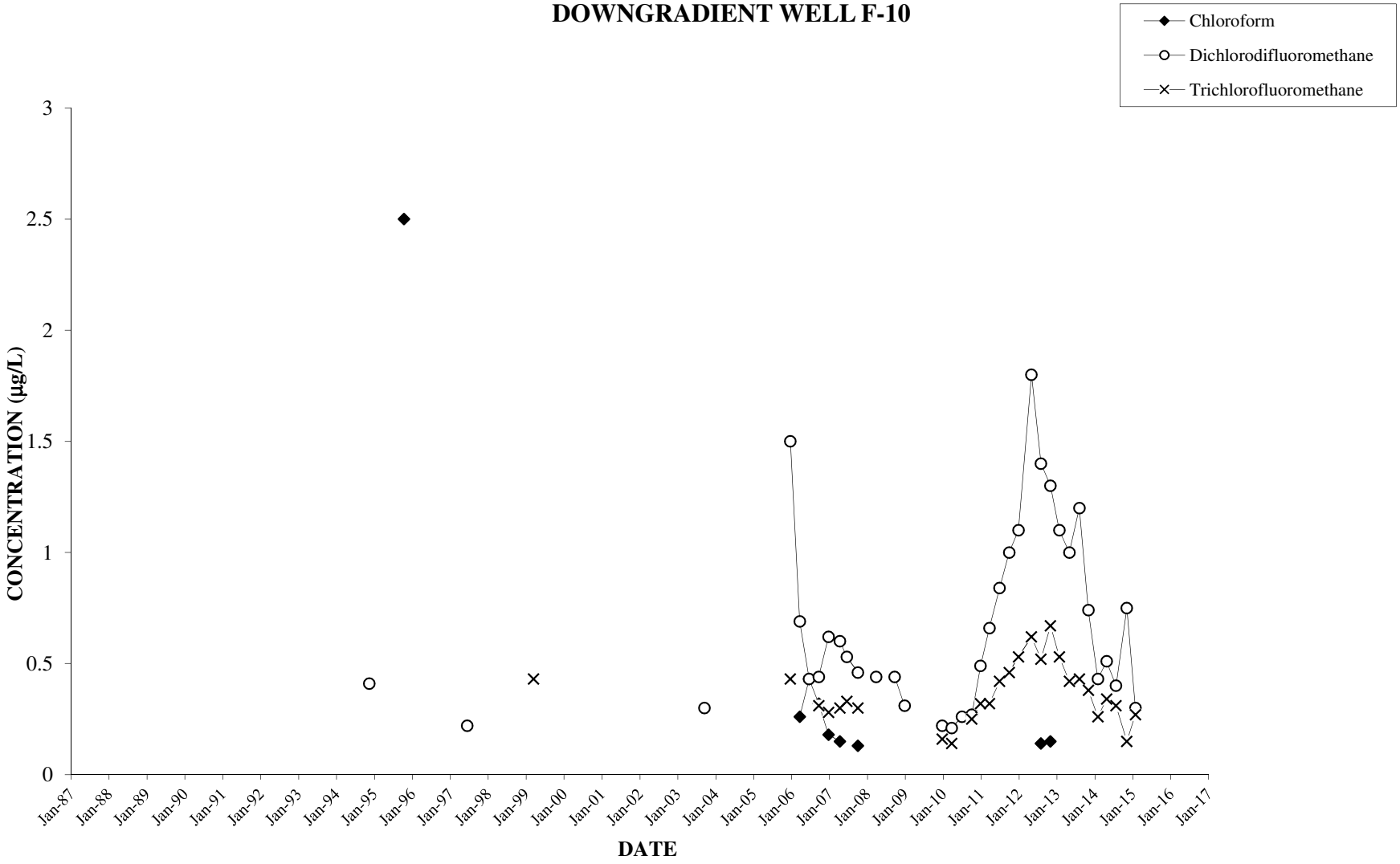

FIGURE 20B
MID-VALLEY SANITARY LANDFILL
HISTORICAL VOC CONCENTRATIONS
DOWNGRADIENT WELL F-10

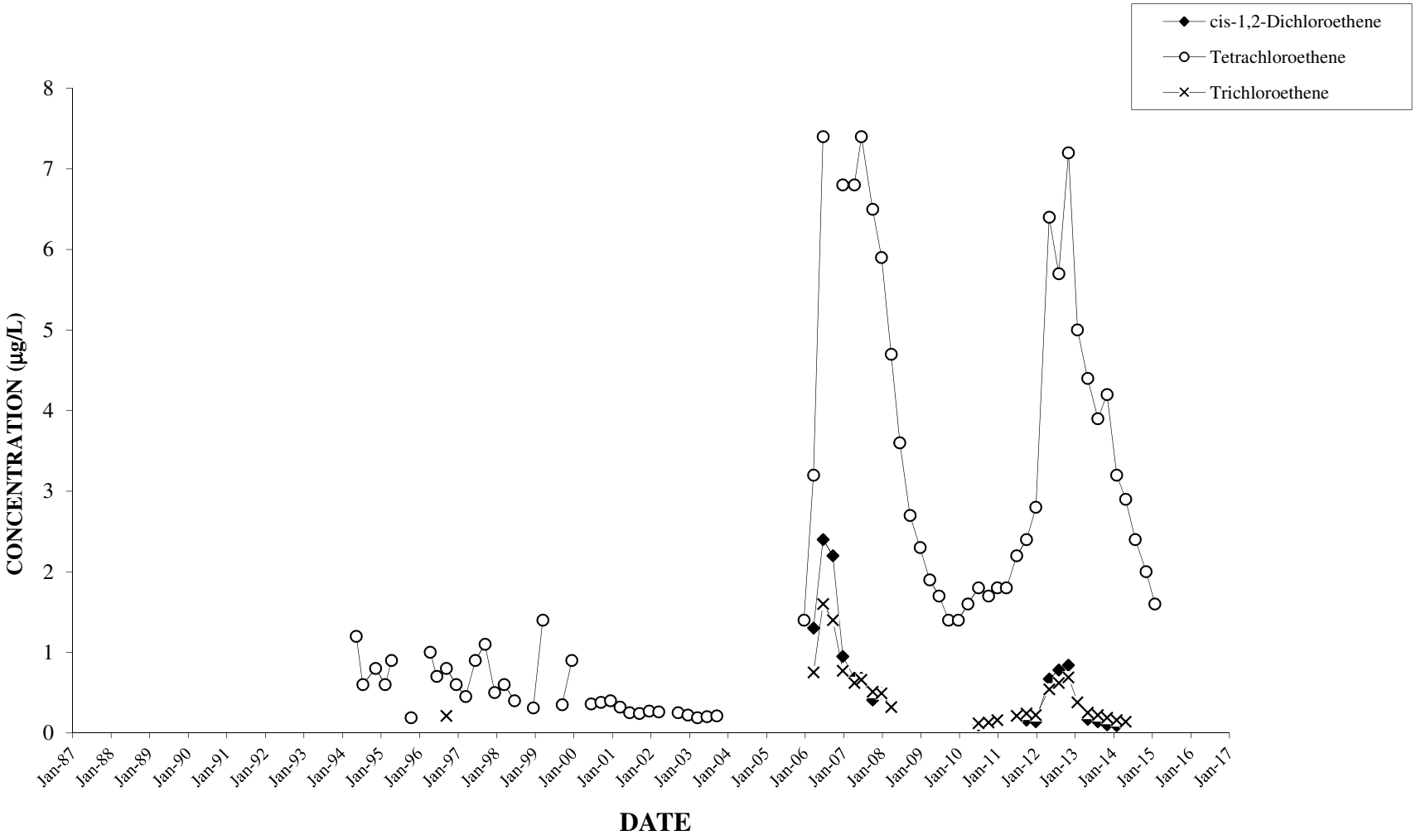

FIGURE 21A
MID-VALLEY SANITARY LANDFILL
HISTORICAL VOC CONCENTRATIONS
DOWNGRADIENT WELL F-15

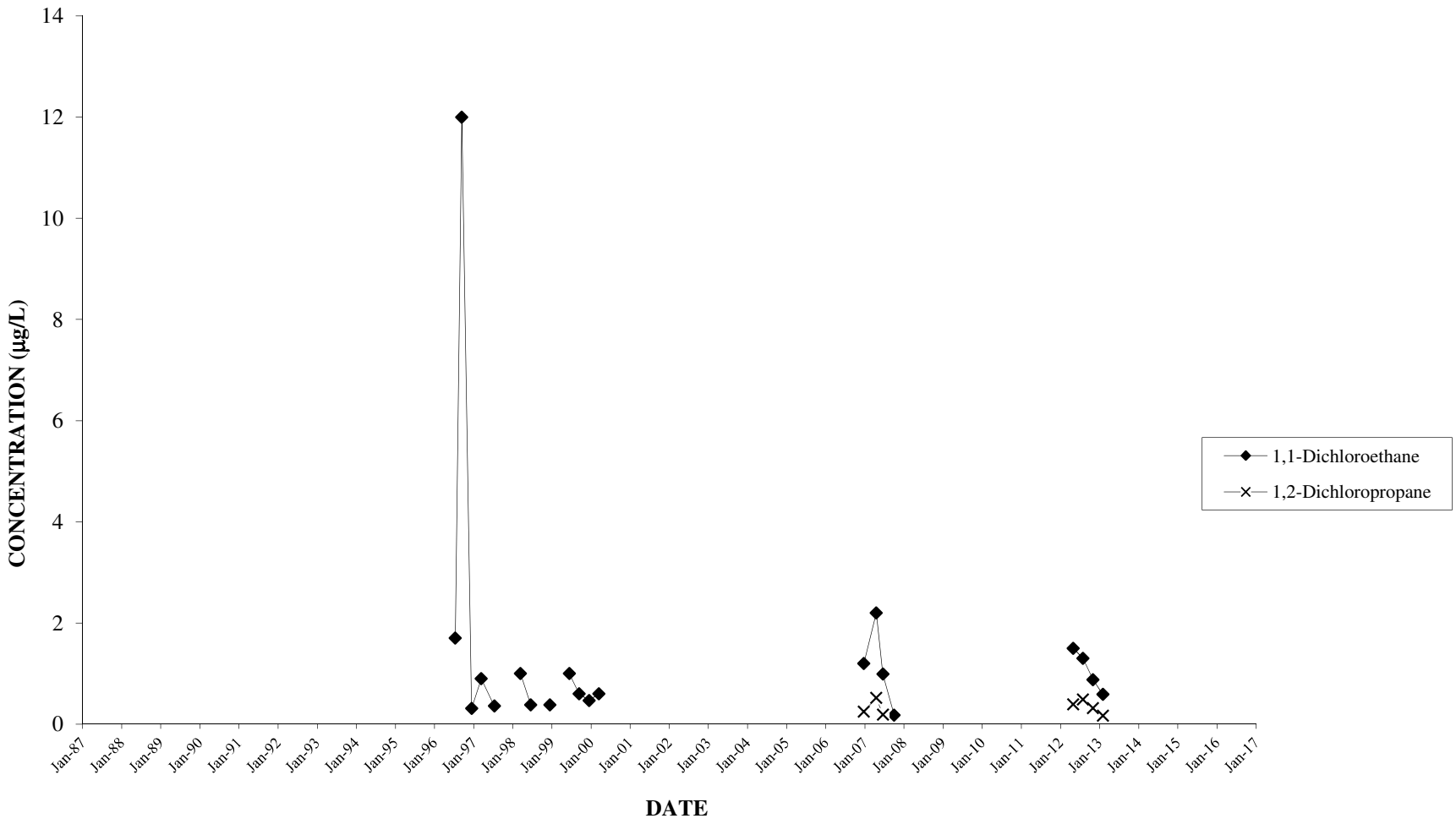

FIGURE 21B
MID-VALLEY SANITARY LANDFILL
HISTORICAL VOC CONCENTRATIONS
DOWNGRADIENT WELL F-15

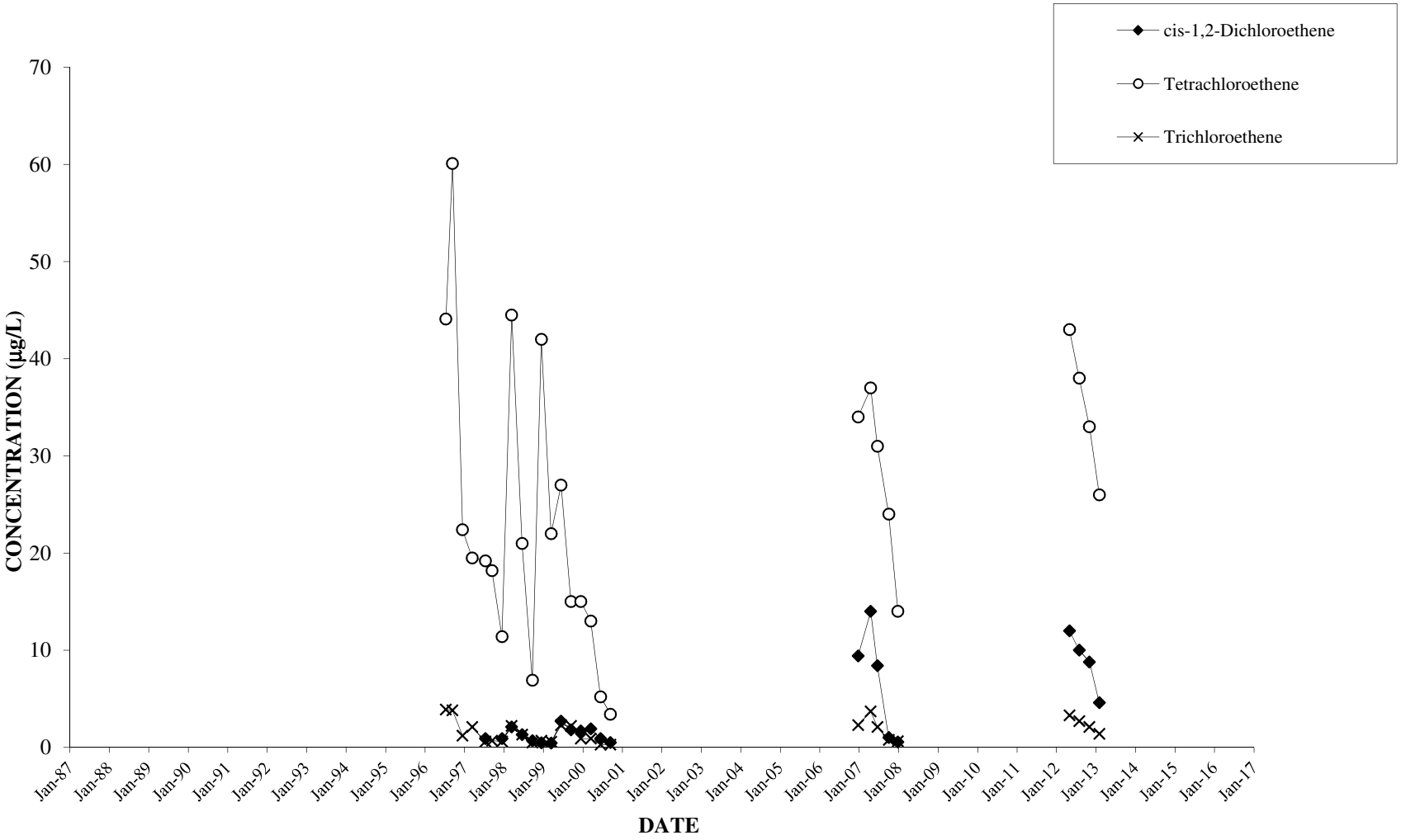

FIGURE 21C
MID-VALLEY SANITARY LANDFILL
HISTORICAL VOC CONCENTRATIONS
DOWNGRADIENT WELL F-15

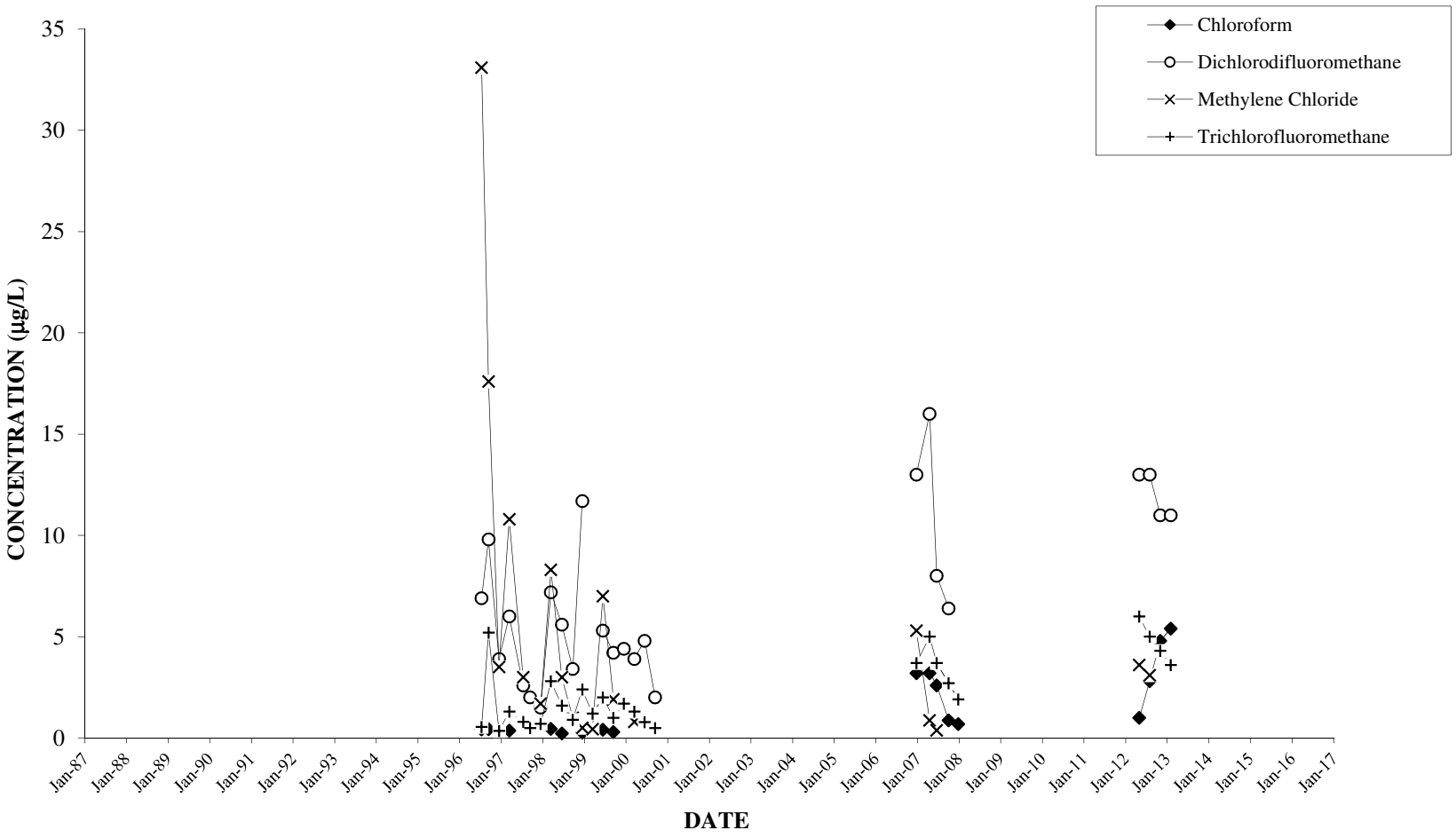

FIGURE 22
MID-VALLEY SANITARY LANDFILL
HISTORICAL VOC CONCENTRATIONS
DOWNGRADIENT WELL F-19

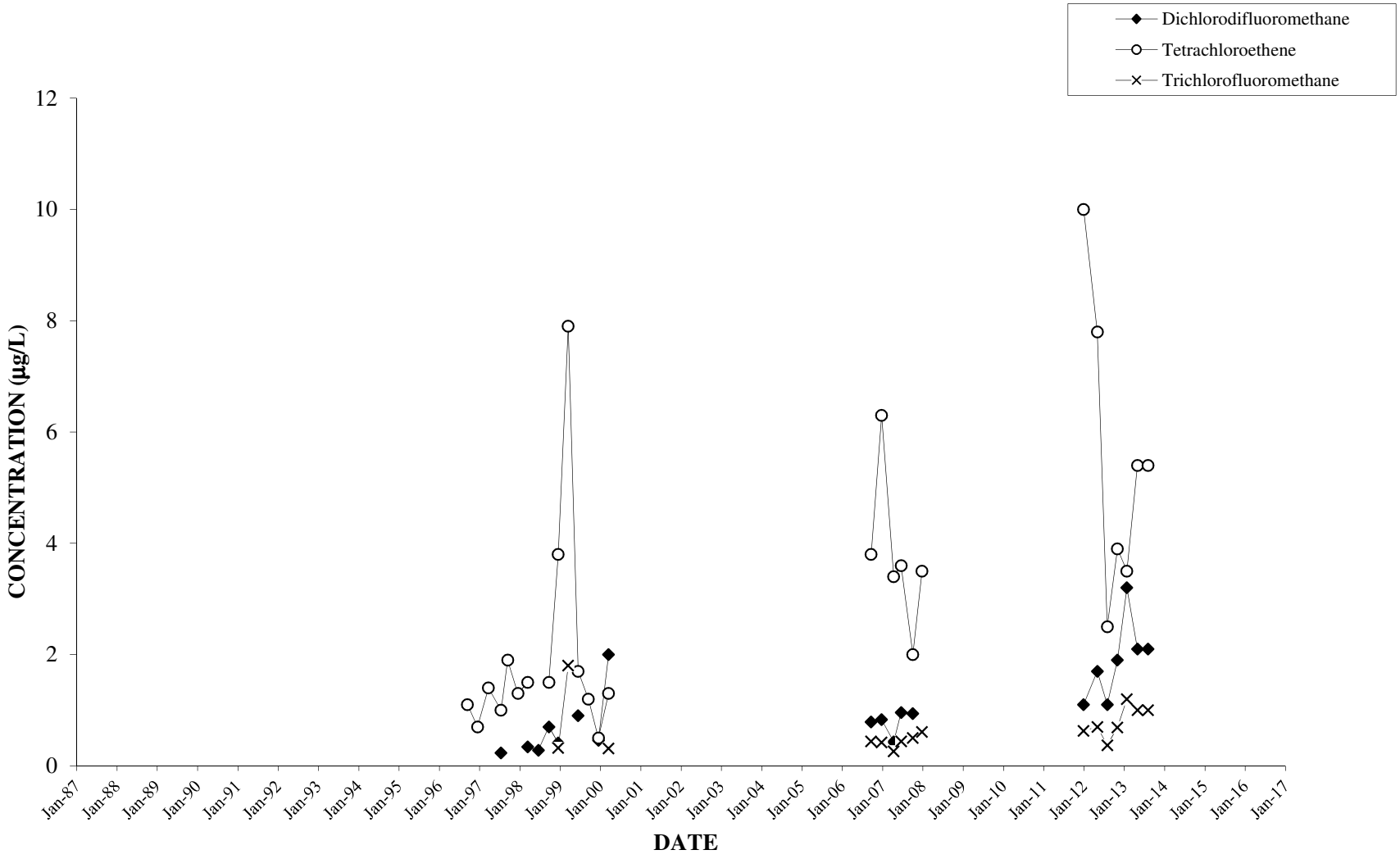

FIGURE 23A
MID-VALLEY SANITARY LANDFILL
HISTORICAL VOC CONCENTRATIONS
DOWNGRADIENT WELL F-21

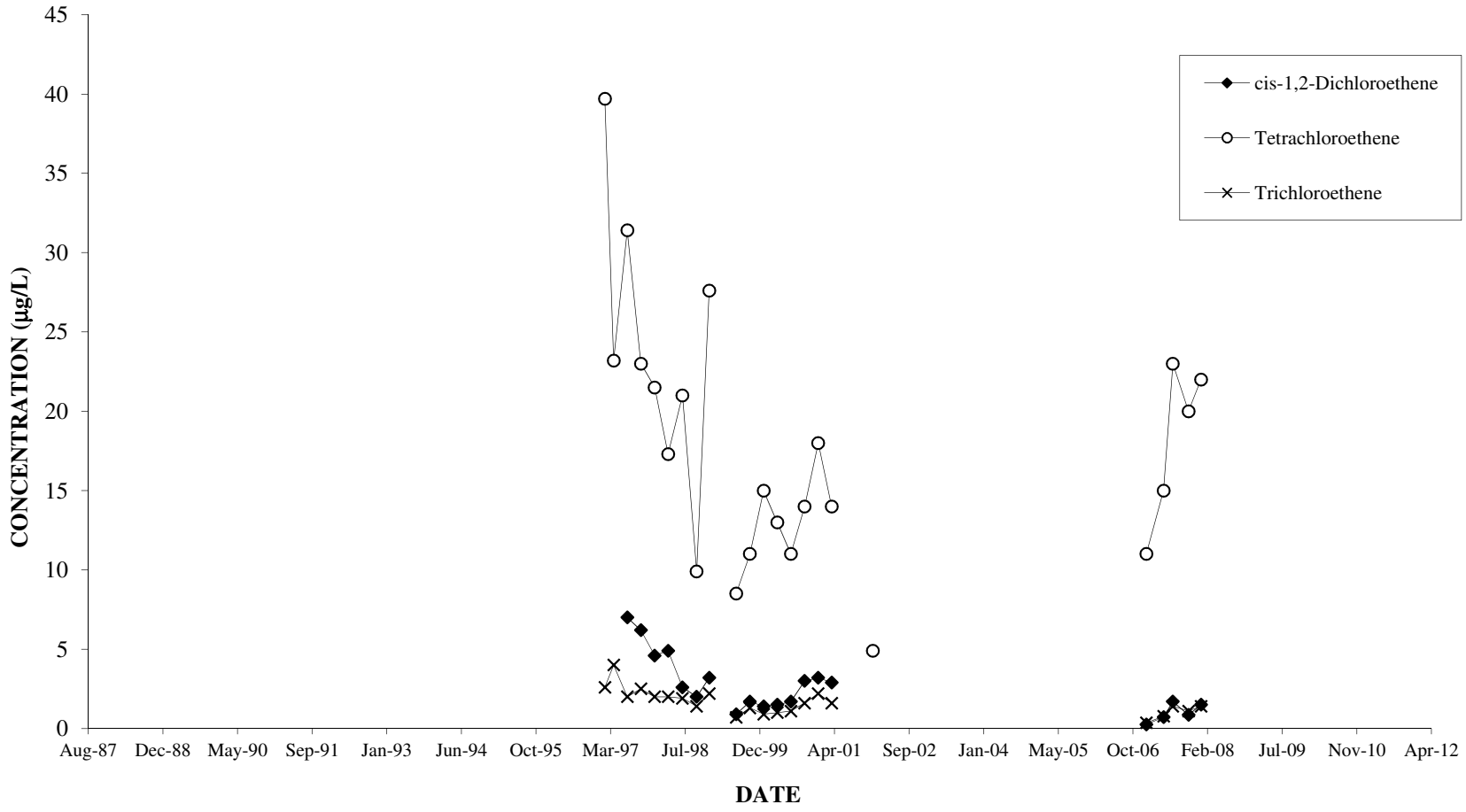

FIGURE 23B
MID-VALLEY SANITARY LANDFILL
HISTORICAL VOC CONCENTRATIONS
DOWNGRADIENT WELL F-21

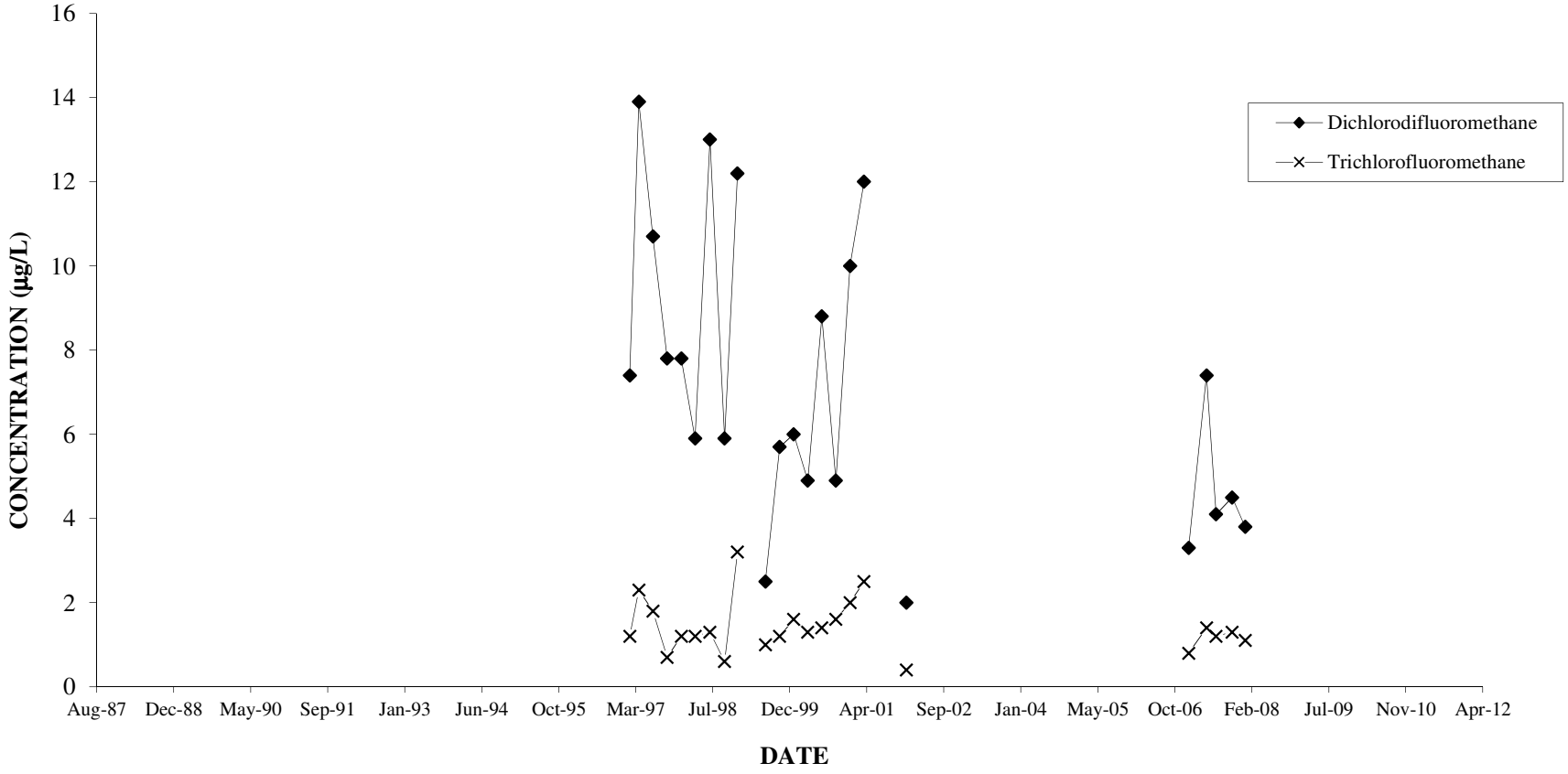

FIGURE 24A
MID-VALLEY SANITARY LANDFILL
HISTORICAL VOC CONCENTRATIONS
DOWNGRADIENT WELL F-22

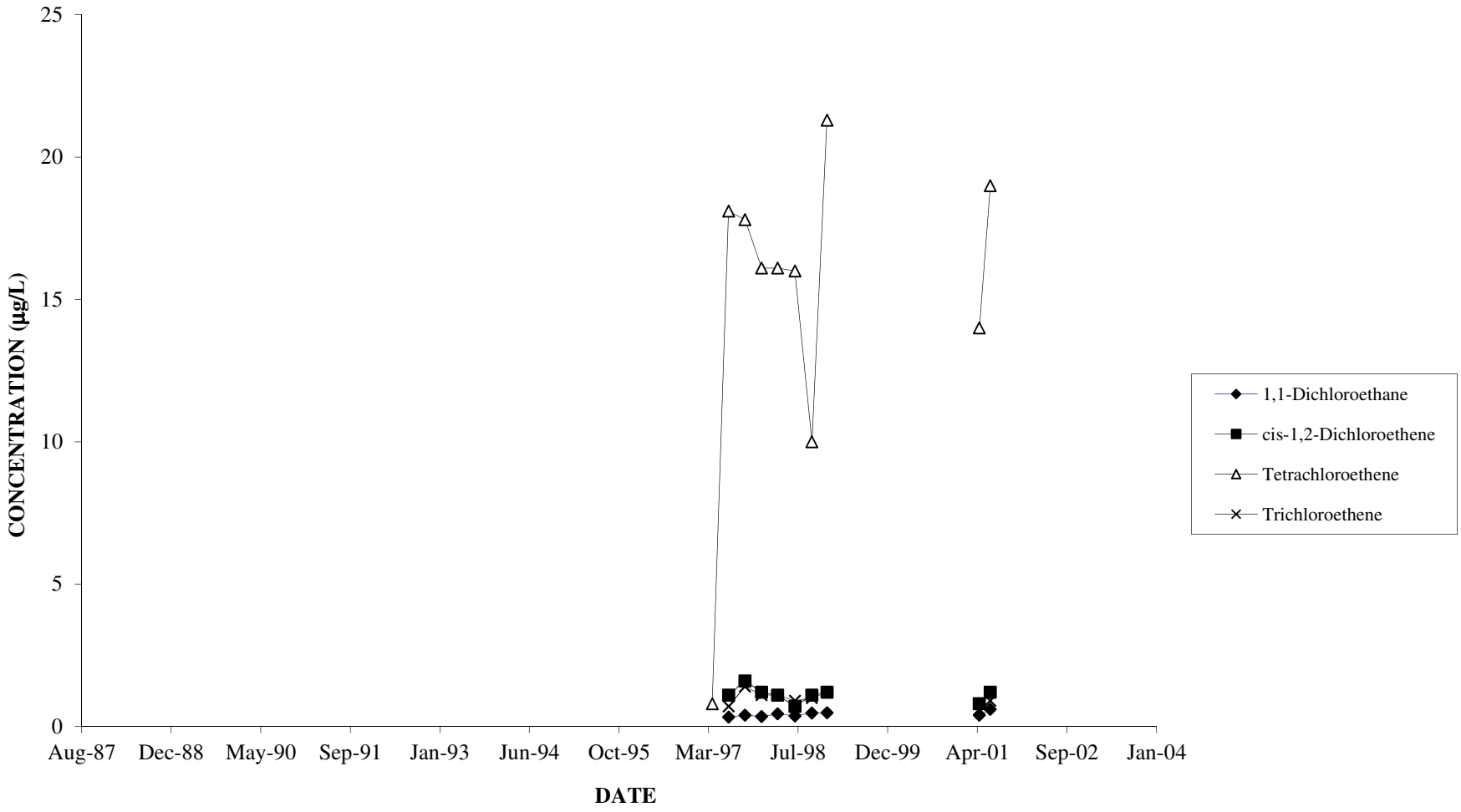

FIGURE 24B
MID-VALLEY SANITARY LANDFILL
HISTORICAL VOC CONCENTRATIONS
DOWNGRADIENT WELL F-22

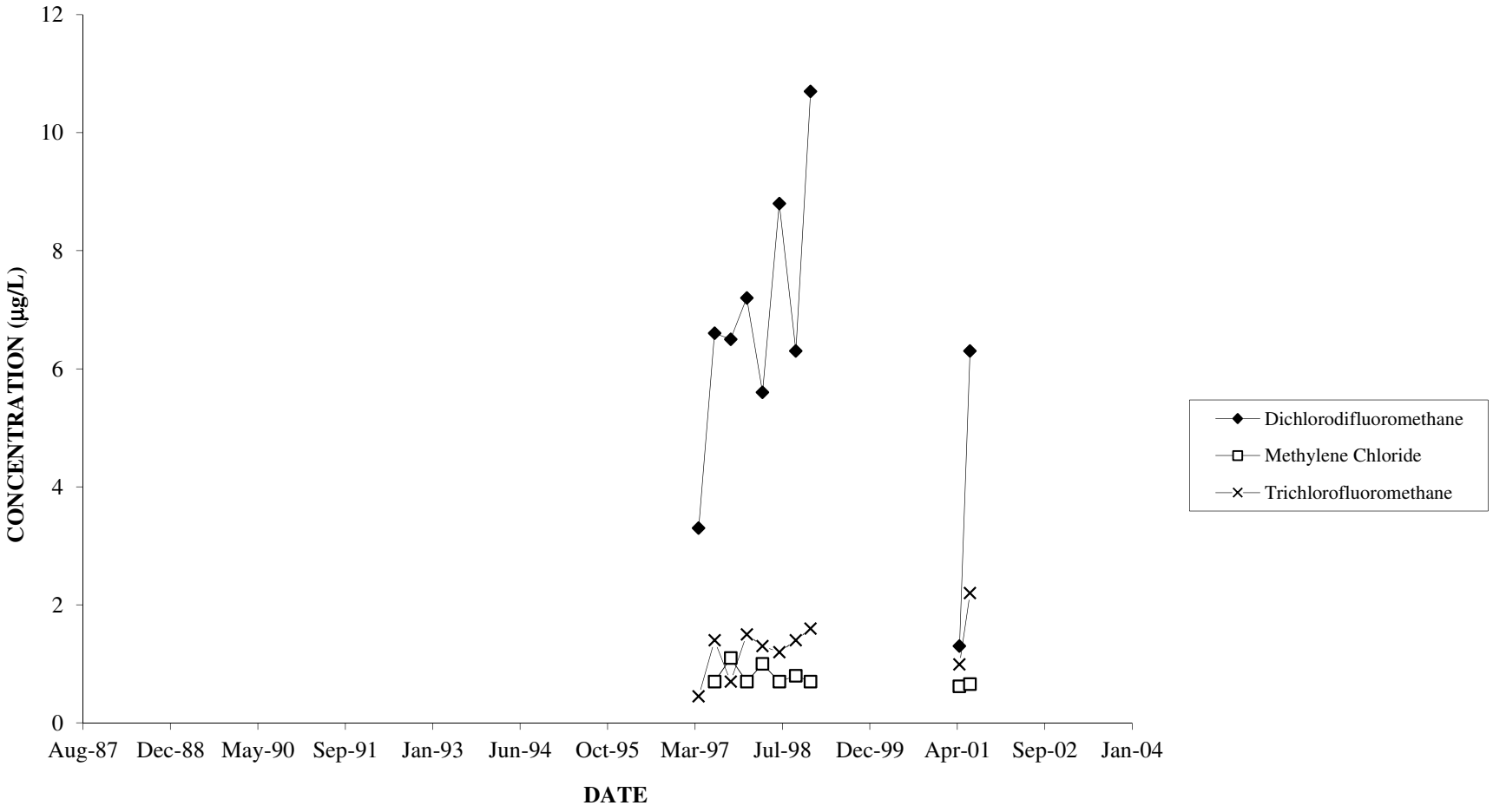

FIGURE 25A
MID-VALLEY SANITARY LANDFILL
HISTORICAL VOC CONCENTRATIONS
DOWNGRADIENT WELL F-24

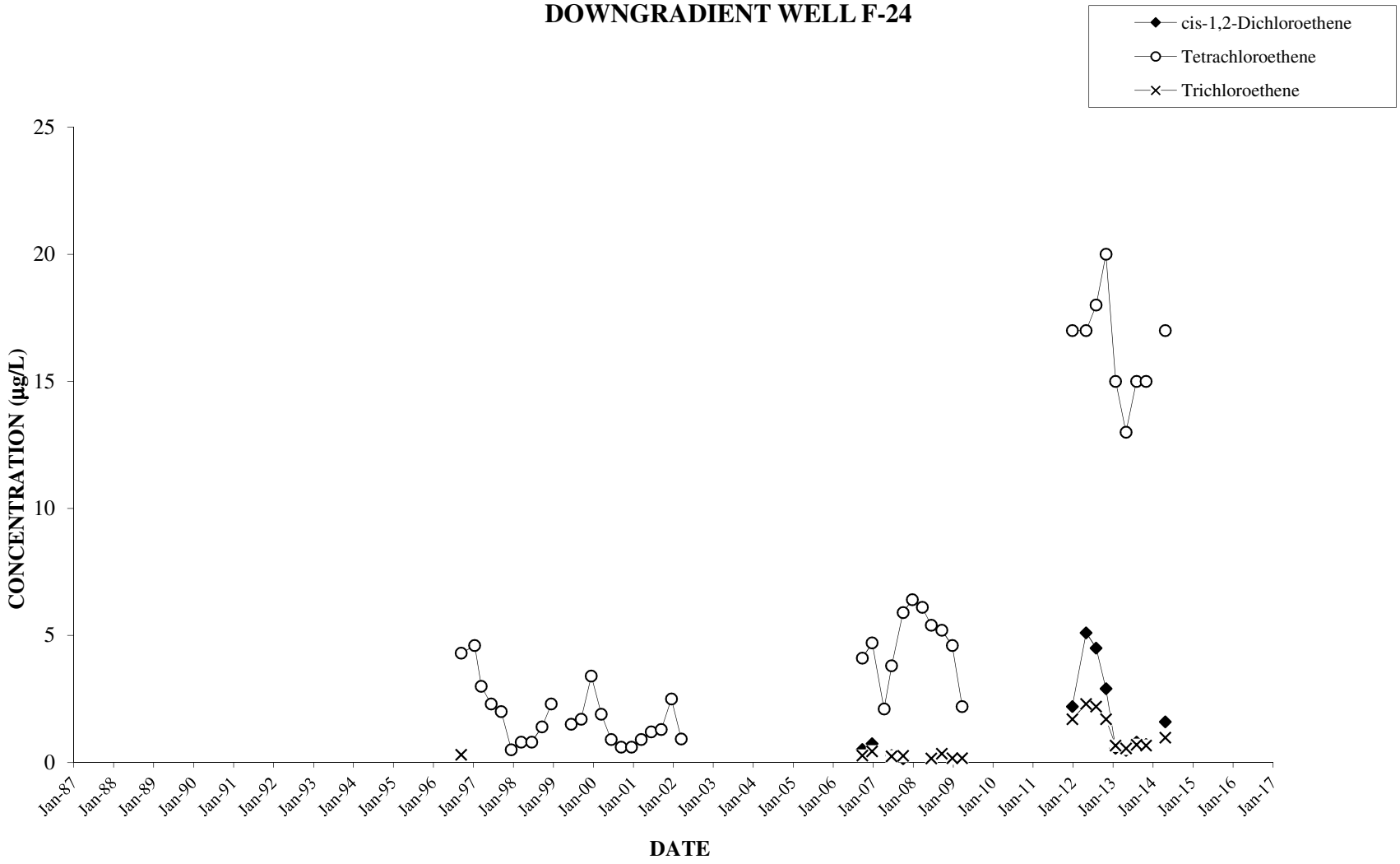

FIGURE 25B
MID-VALLEY SANITARY LANDFILL
HISTORICAL VOC CONCENTRATIONS
DOWNGRADIENT WELL F-24

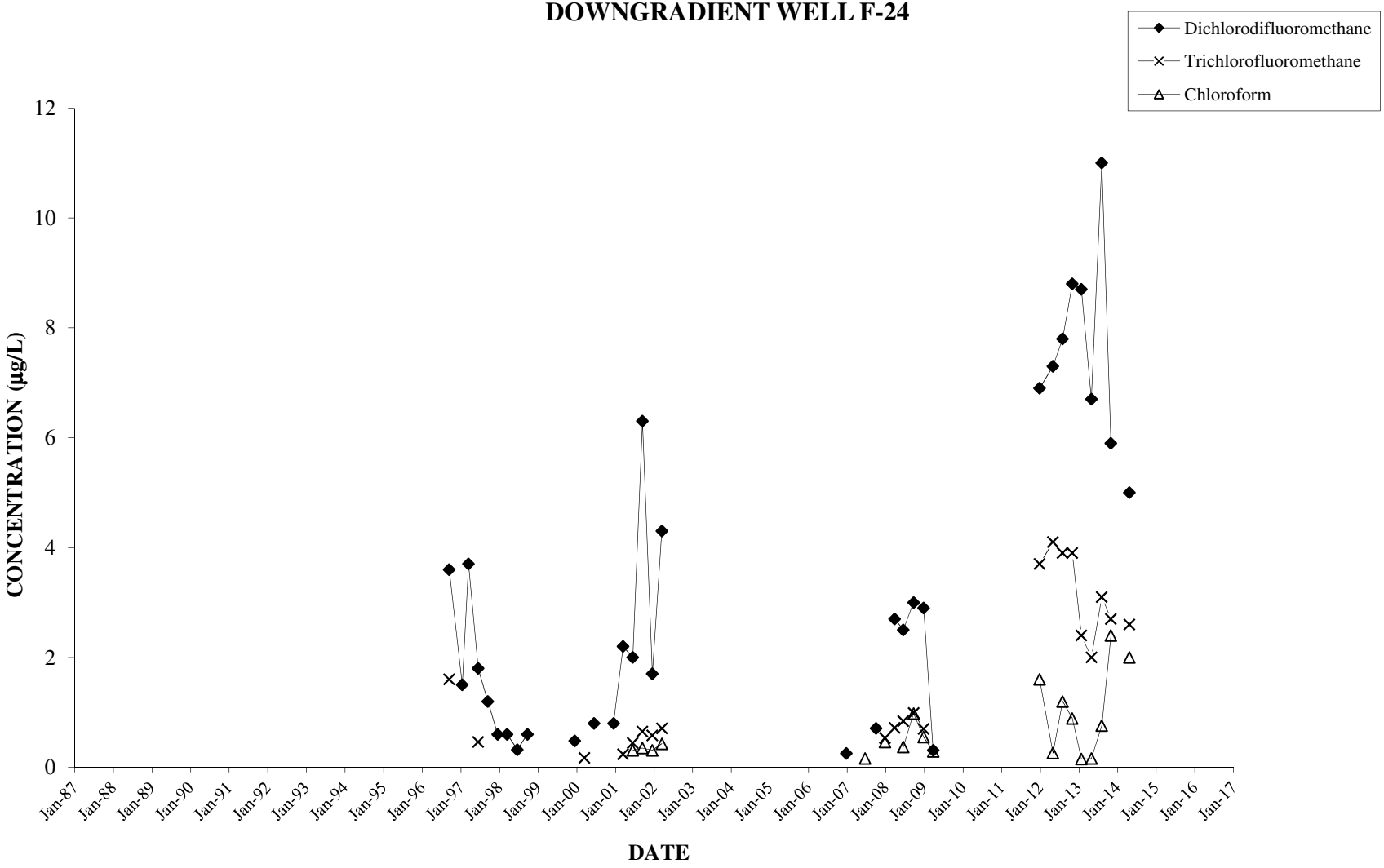

FIGURE 26
MID-VALLEY SANITARY LANDFILL
HISTORICAL VOC CONCENTRATIONS
DOWNGRADIENT WELL F-25

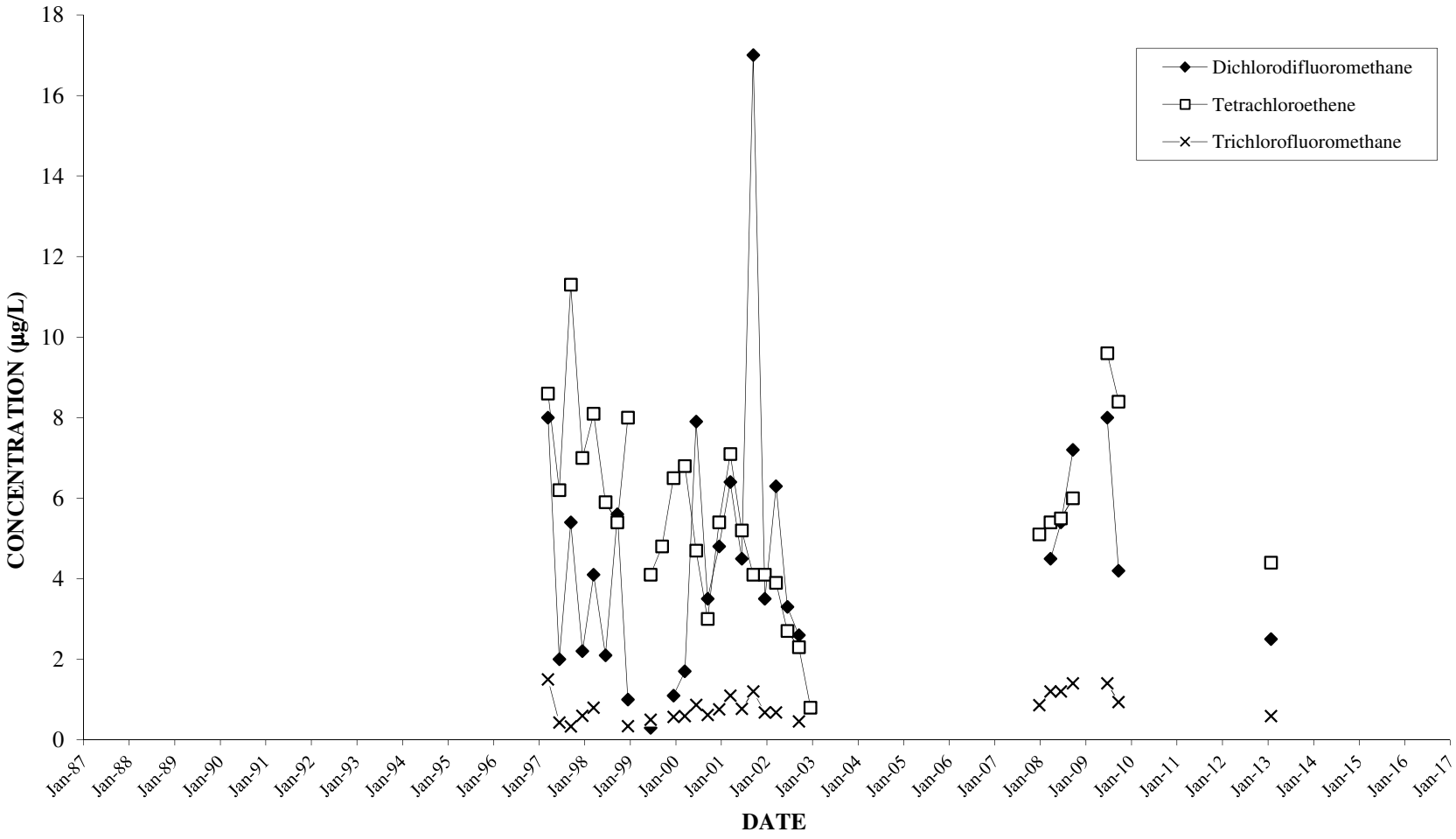

FIGURE 27A
MID-VALLEY SANITARY LANDFILL
HISTORICAL VOC CONCENTRATIONS
REGIONAL AQUIFER WELL F-27

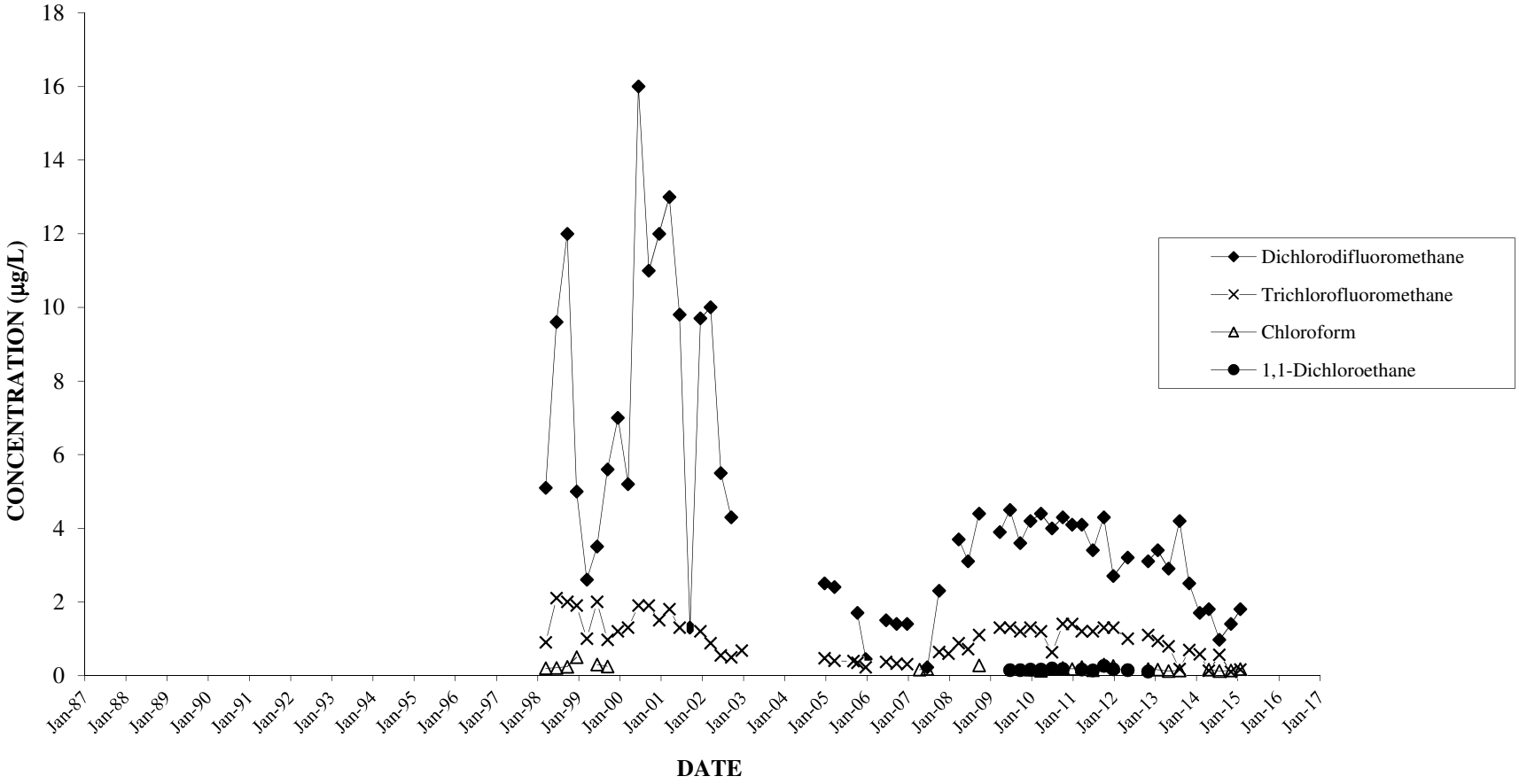

FIGURE 27B
MID-VALLEY SANITARY LANDFILL
HISTORICAL VOC CONCENTRATIONS
REGIONAL AQUIFER WELL F-27

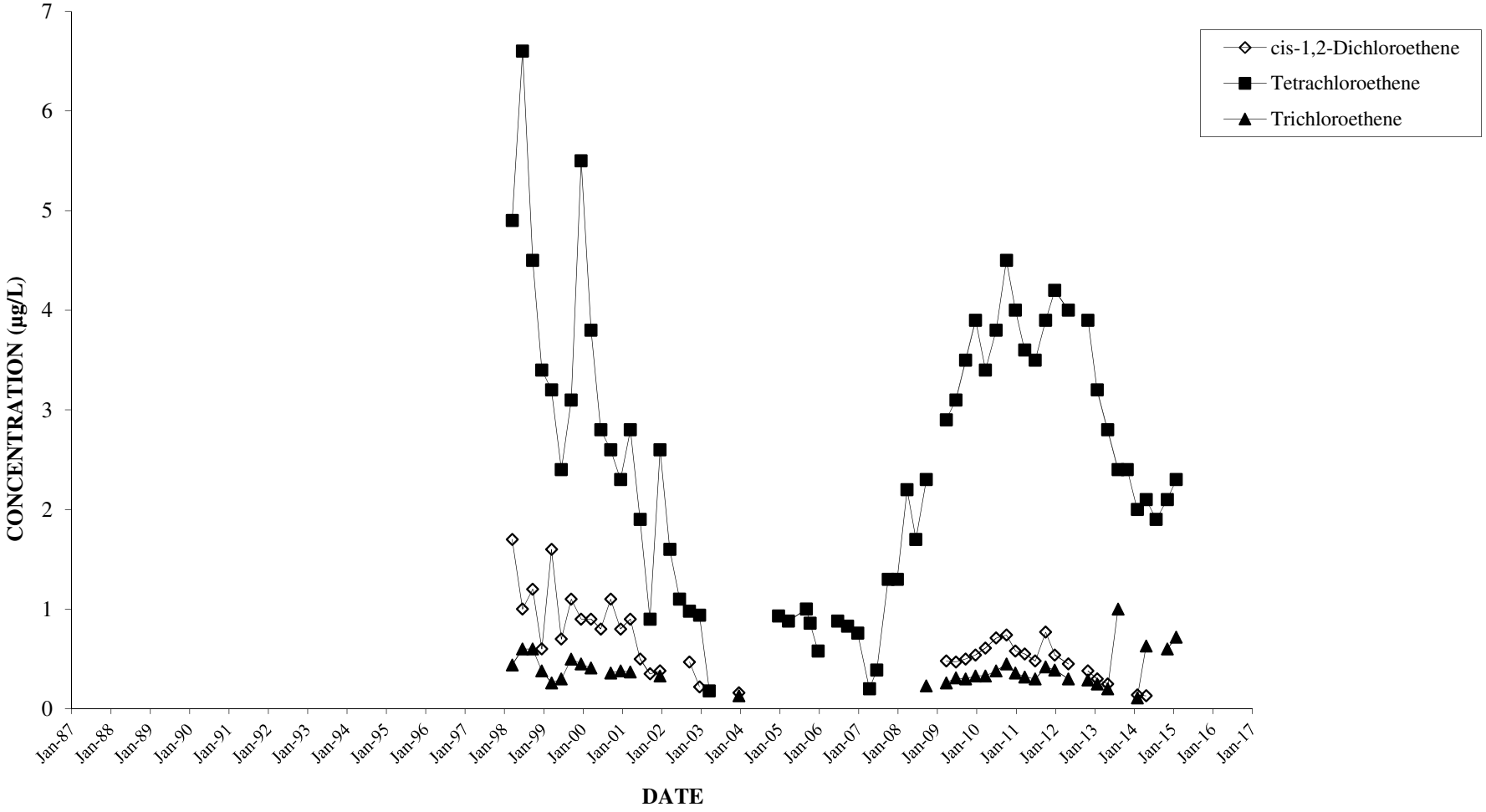

FIGURE 28A
MID-VALLEY SANITARY LANDFILL
HISTORICAL VOC CONCENTRATIONS
DOWNGRADIENT WELL F-28

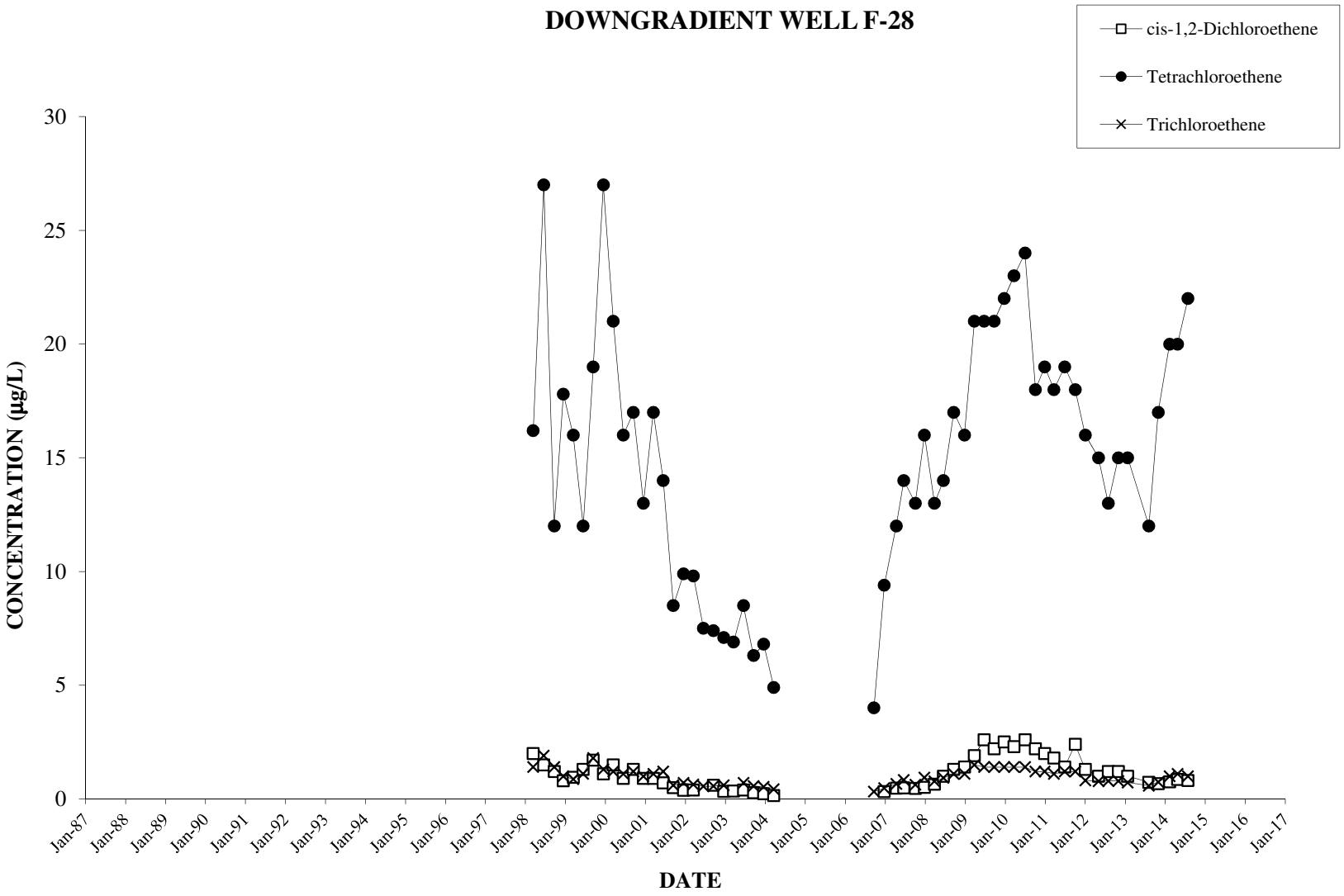

FIGURE 28B
MID-VALLEY SANITARY LANDFILL
HISTORICAL VOC CONCENTRATIONS
DOWNGRADIENT WELL F-28

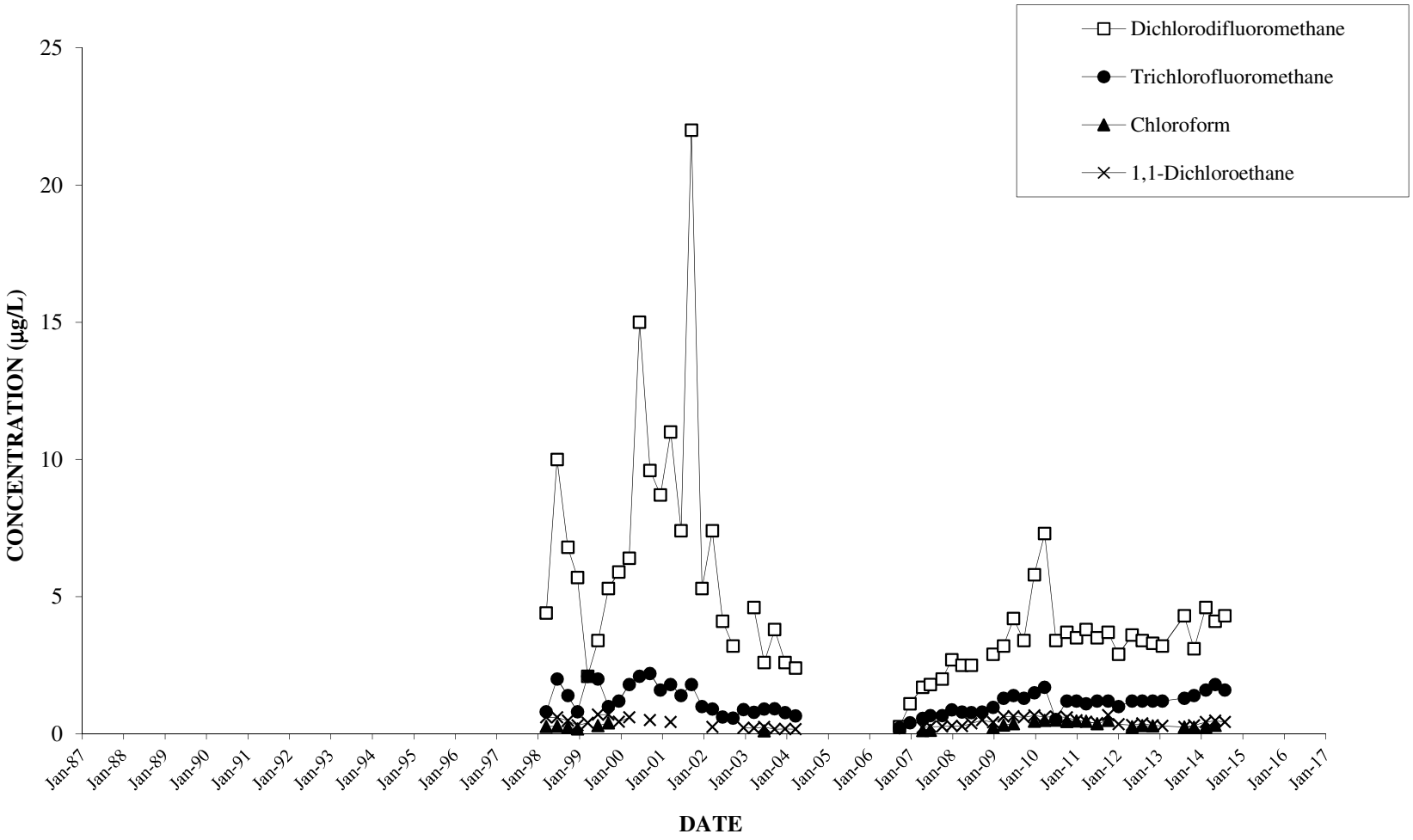

FIGURE 29A
MID-VALLEY SANITARY LANDFILL
HISTORICAL VOC CONCENTRATIONS
REGIONAL AQUIFER WELL F-32

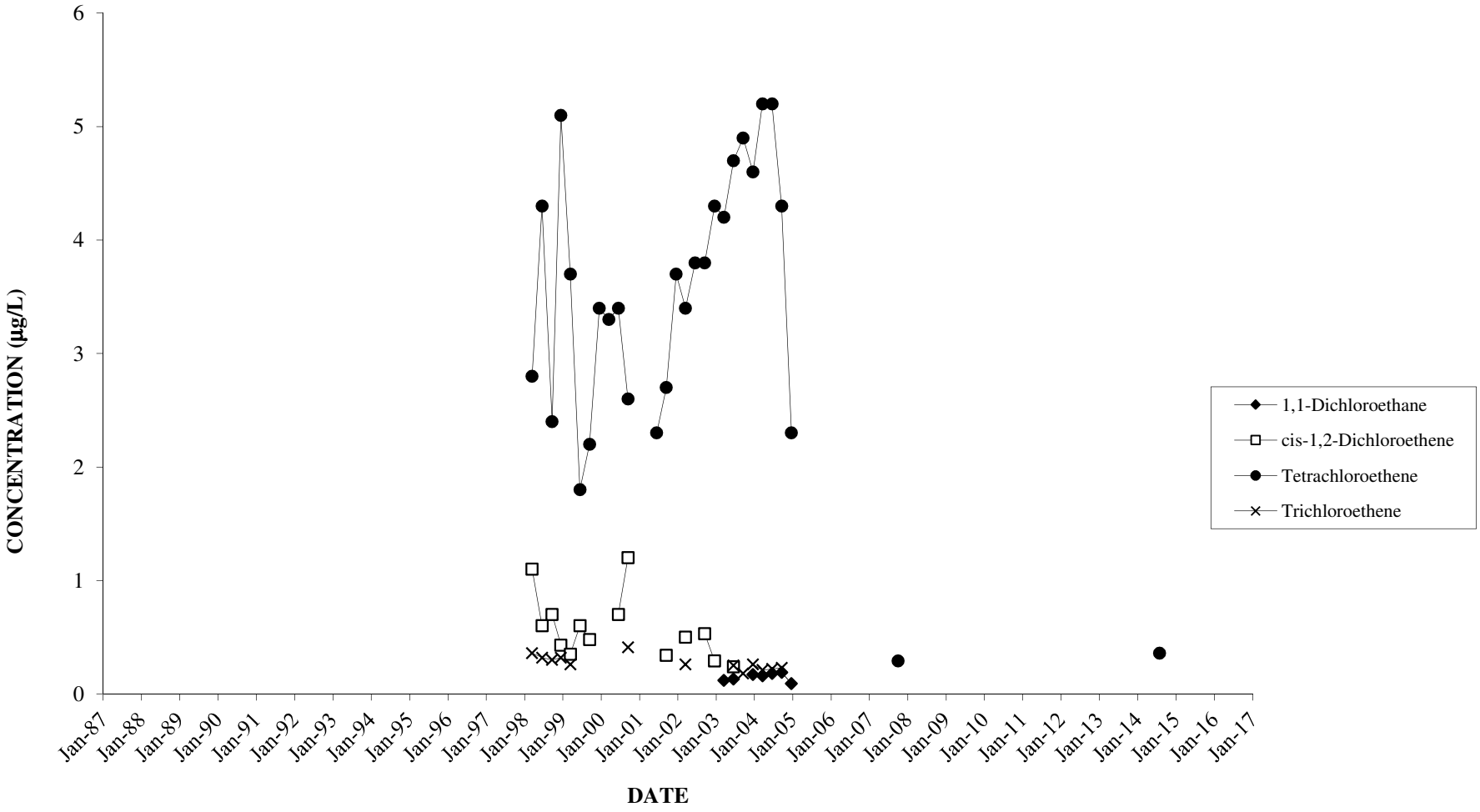

FIGURE 29B
MID-VALLEY SANITARY LANDFILL
HISTORICAL VOC CONCENTRATIONS
REGIONAL AQUIFER WELL F-32

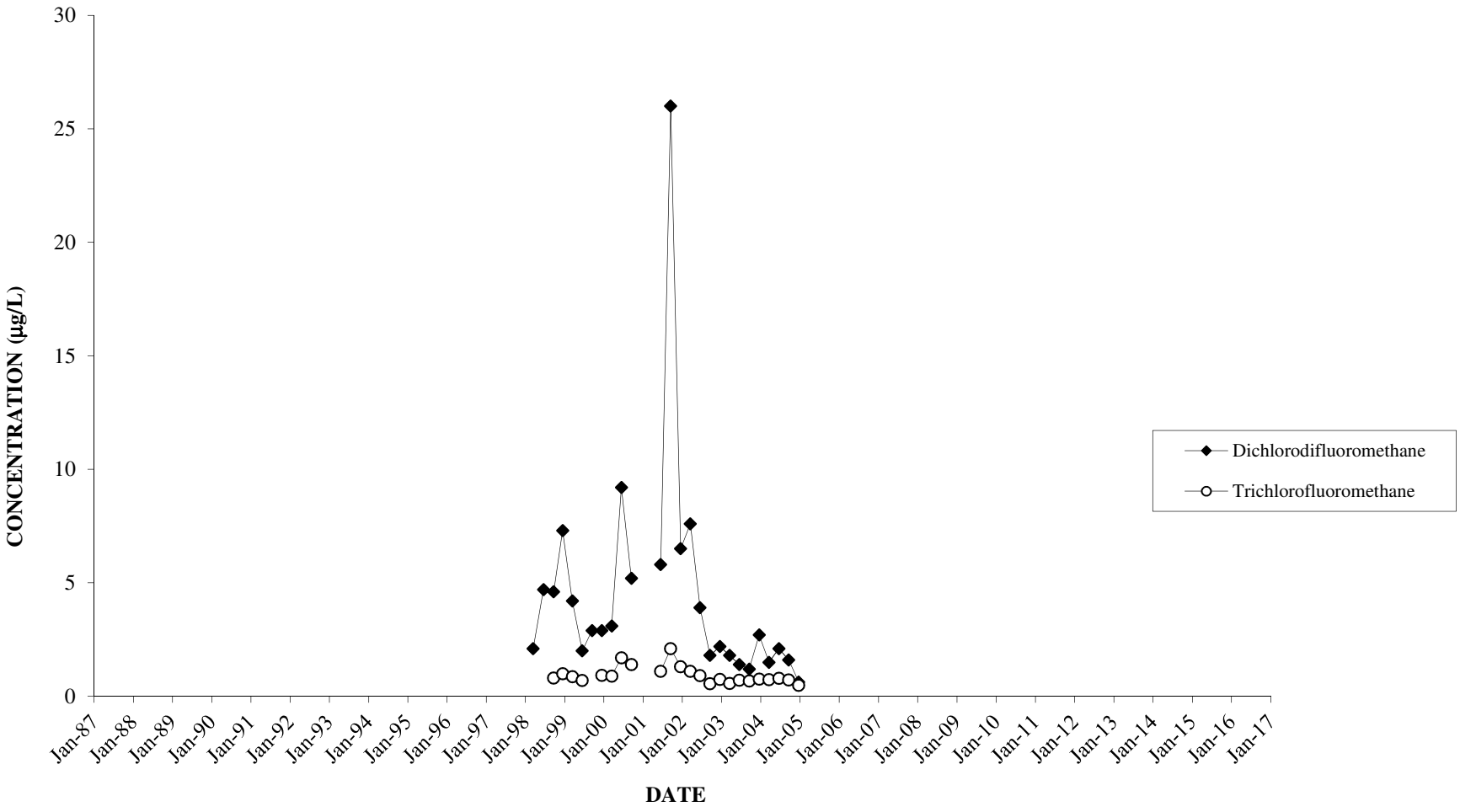

FIGURE 30
MID-VALLEY SANITARY LANDFILL
HISTORICAL VOC CONCENTRATIONS
DOWNGRADIENT WELL F-33A

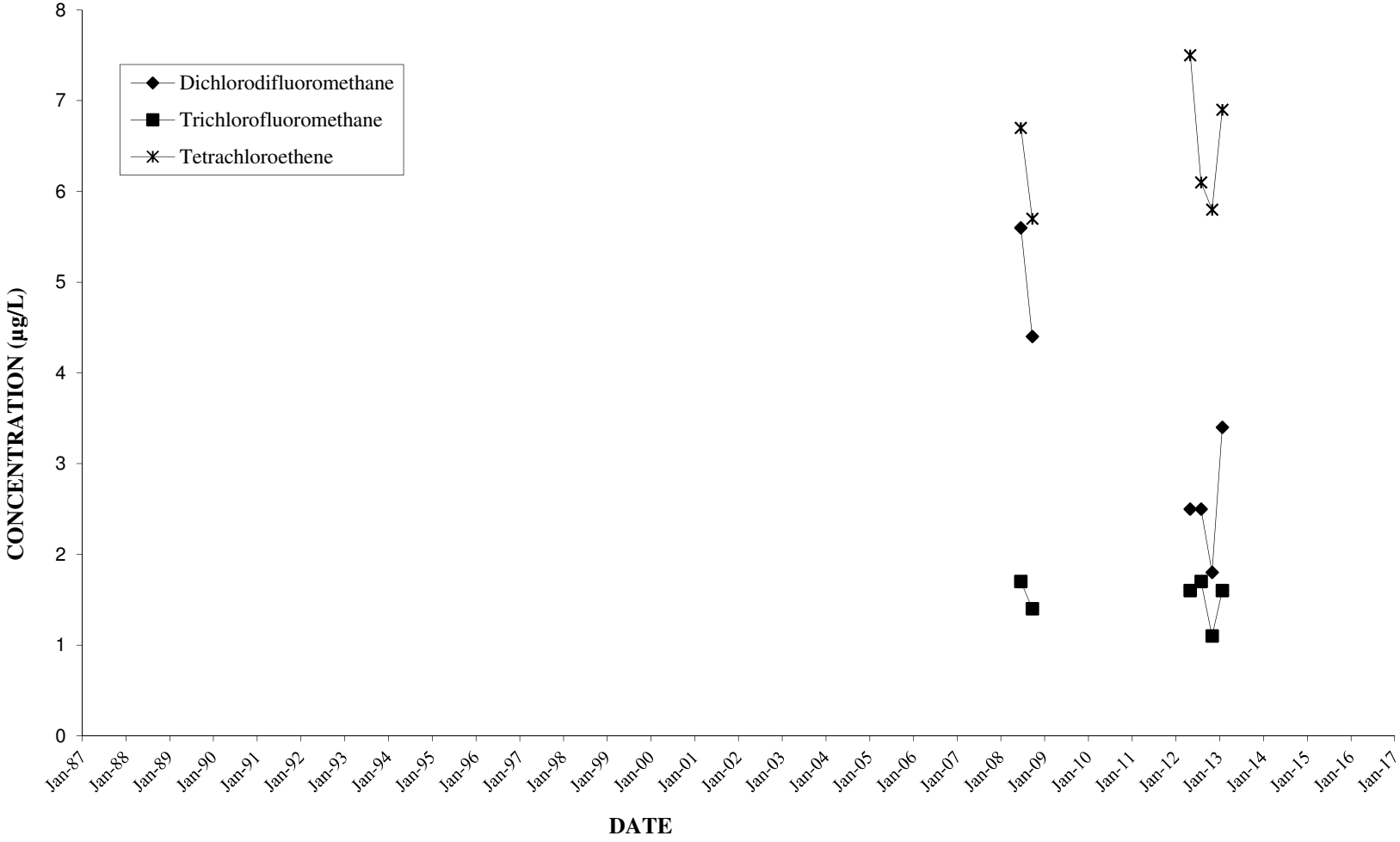

FIGURE 31
MID-VALLEY SANITARY LANDFILL
HISTORICAL VOC CONCENTRATIONS
DOWNGRADIENT WELL F-33B

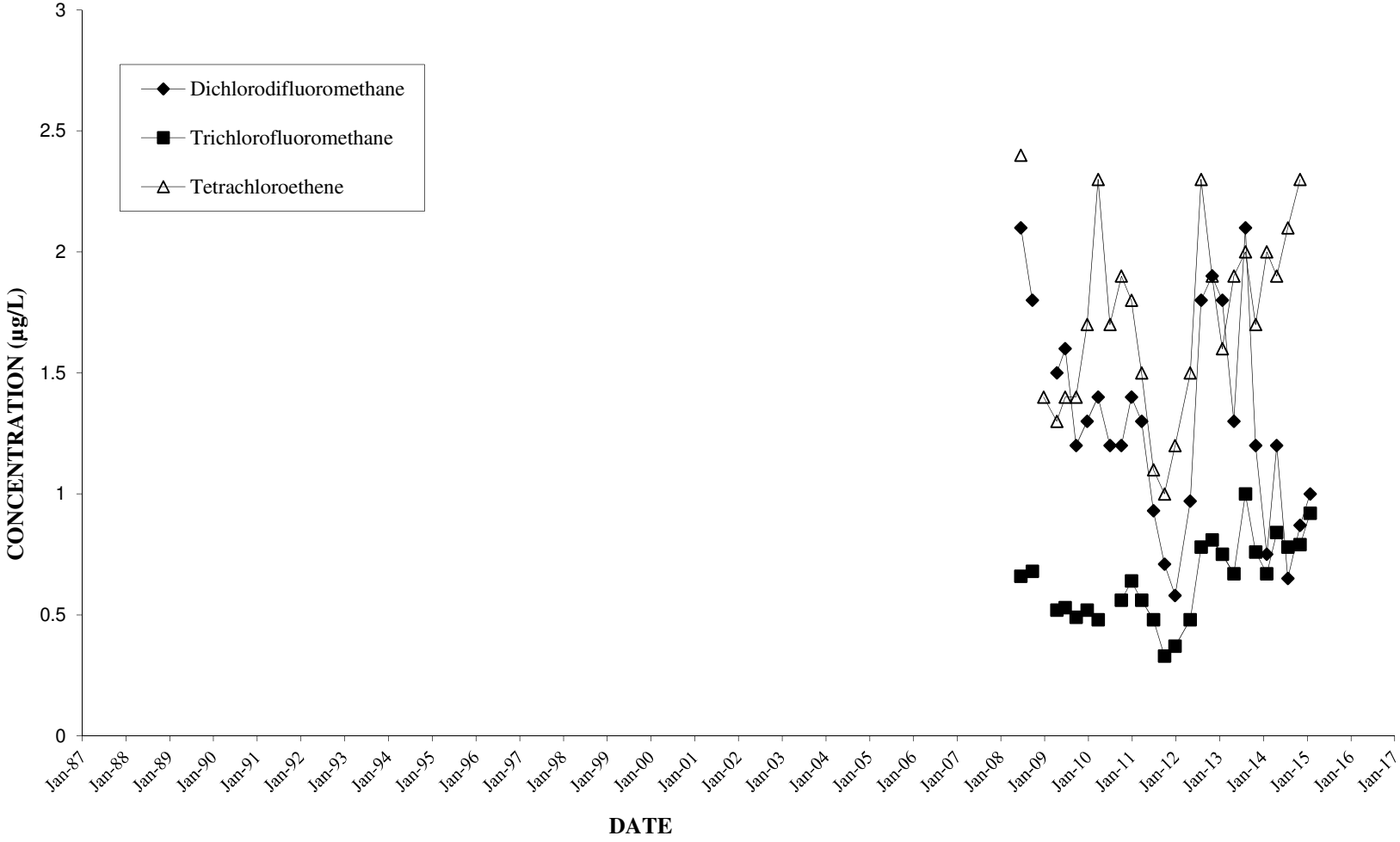

FIGURE 32A
MID-VALLEY SANITARY LANDFILL
HISTORICAL VOC CONCENTRATIONS
DOWNGRADIENT WELL F-34A

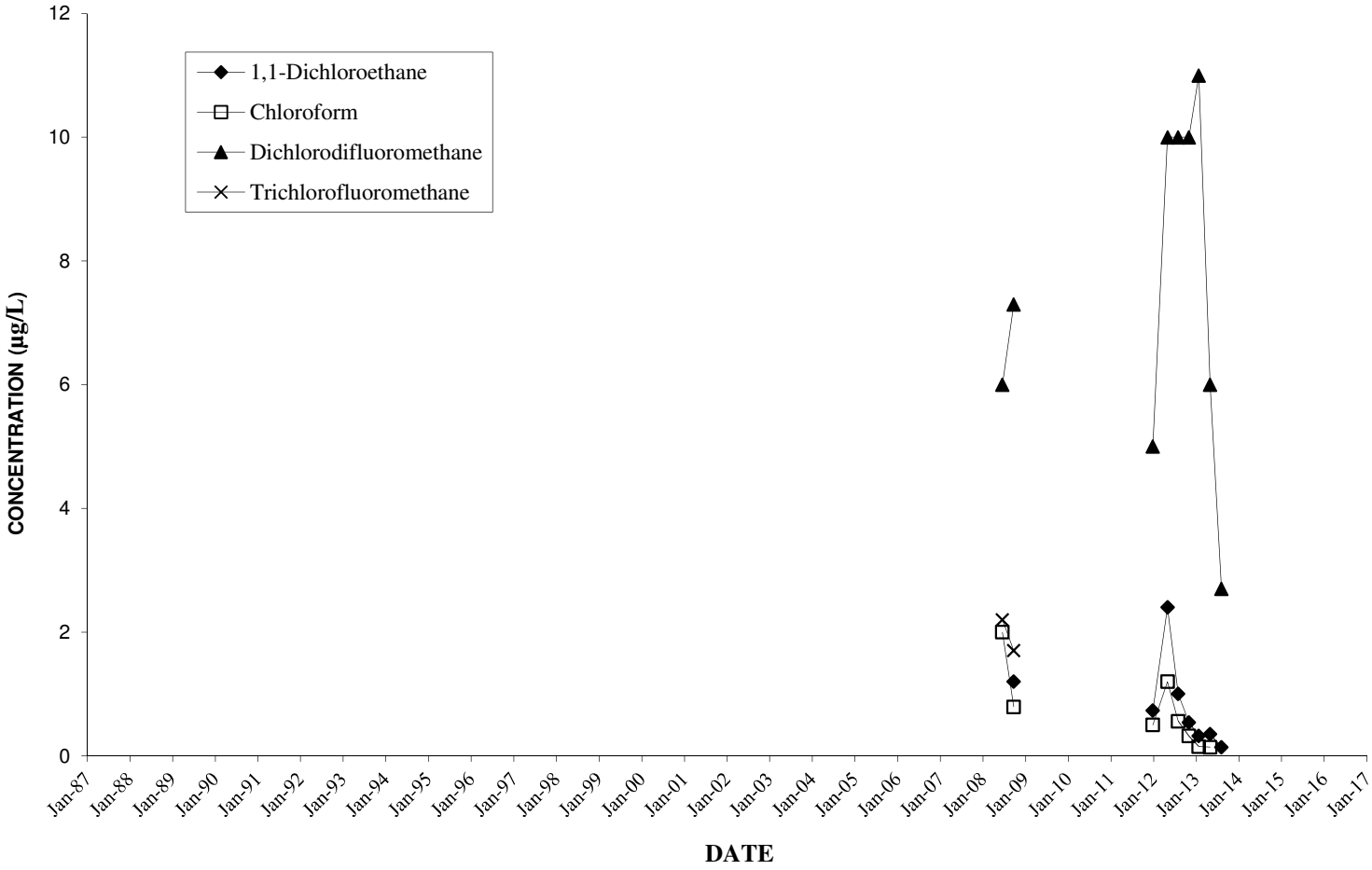

FIGURE 32B
MID-VALLEY SANITARY LANDFILL
HISTORICAL VOC CONCENTRATIONS
DOWNGRADIENT WELL F-34A

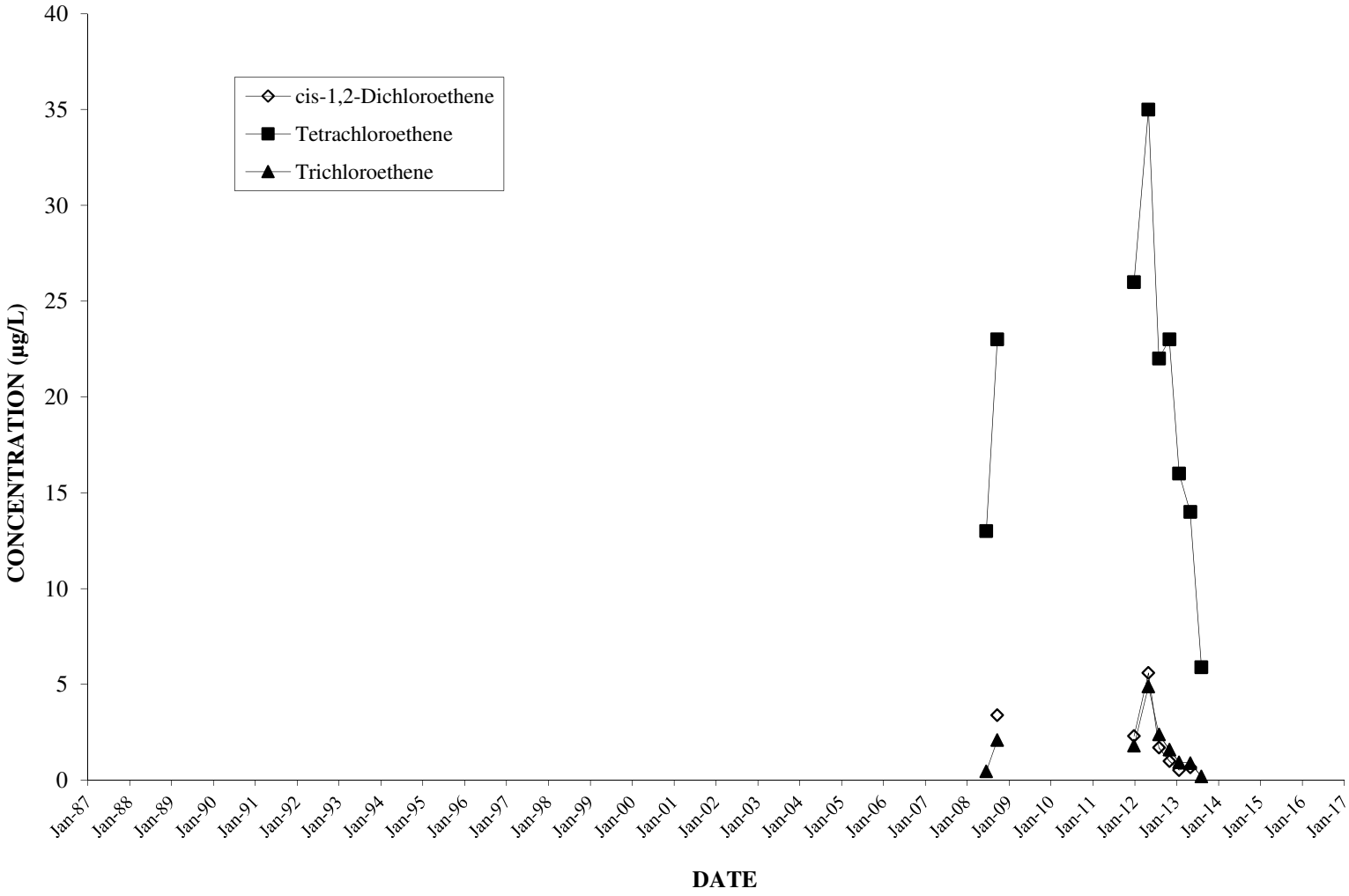

FIGURE 33A
MID-VALLEY SANITARY LANDFILL
HISTORICAL VOC CONCENTRATIONS
DOWNGRADIENT WELL F-34B

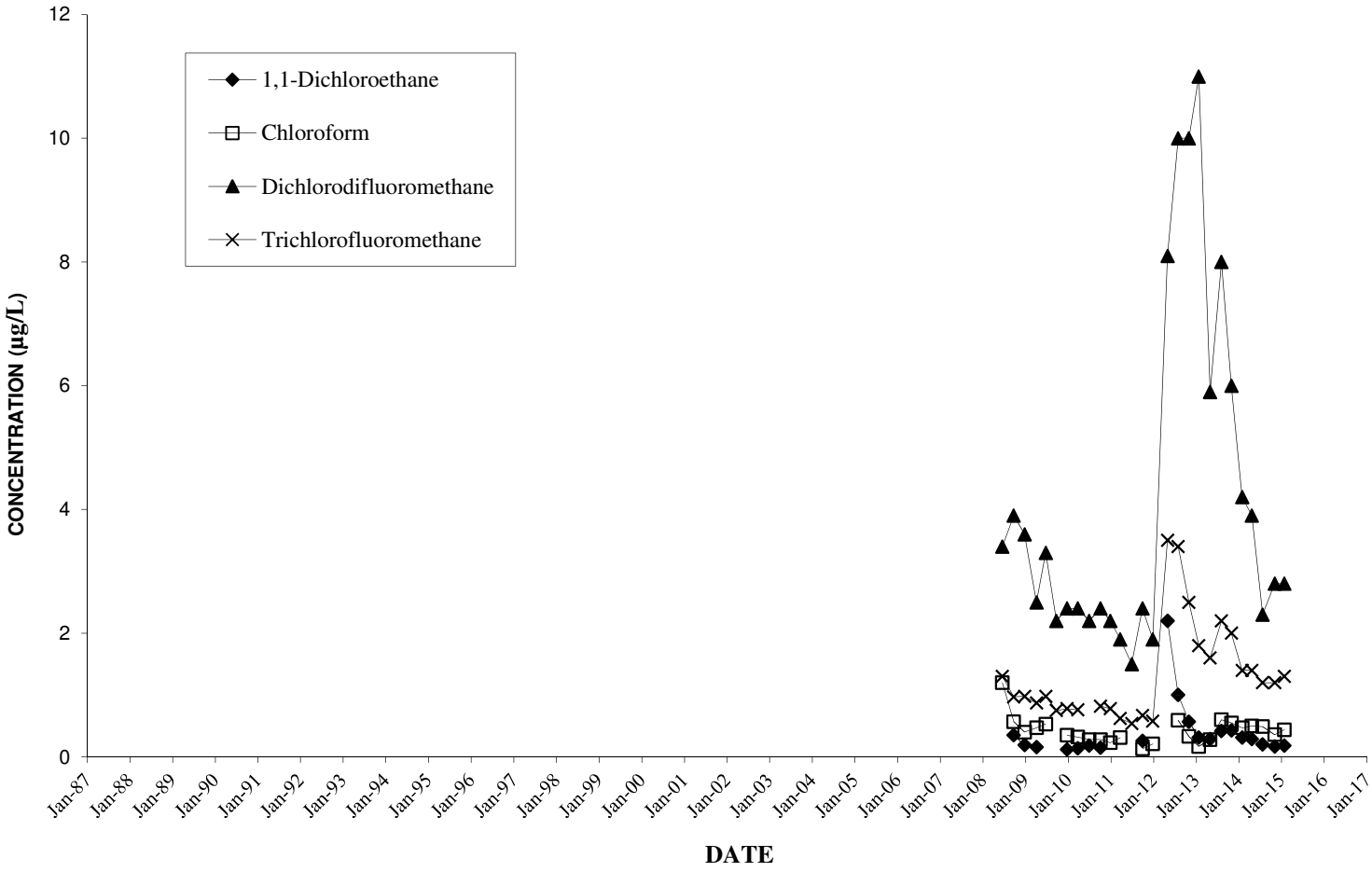

FIGURE 33B
MID-VALLEY SANITARY LANDFILL
HISTORICAL VOC CONCENTRATIONS
DOWNGRADIENT WELL F-34B

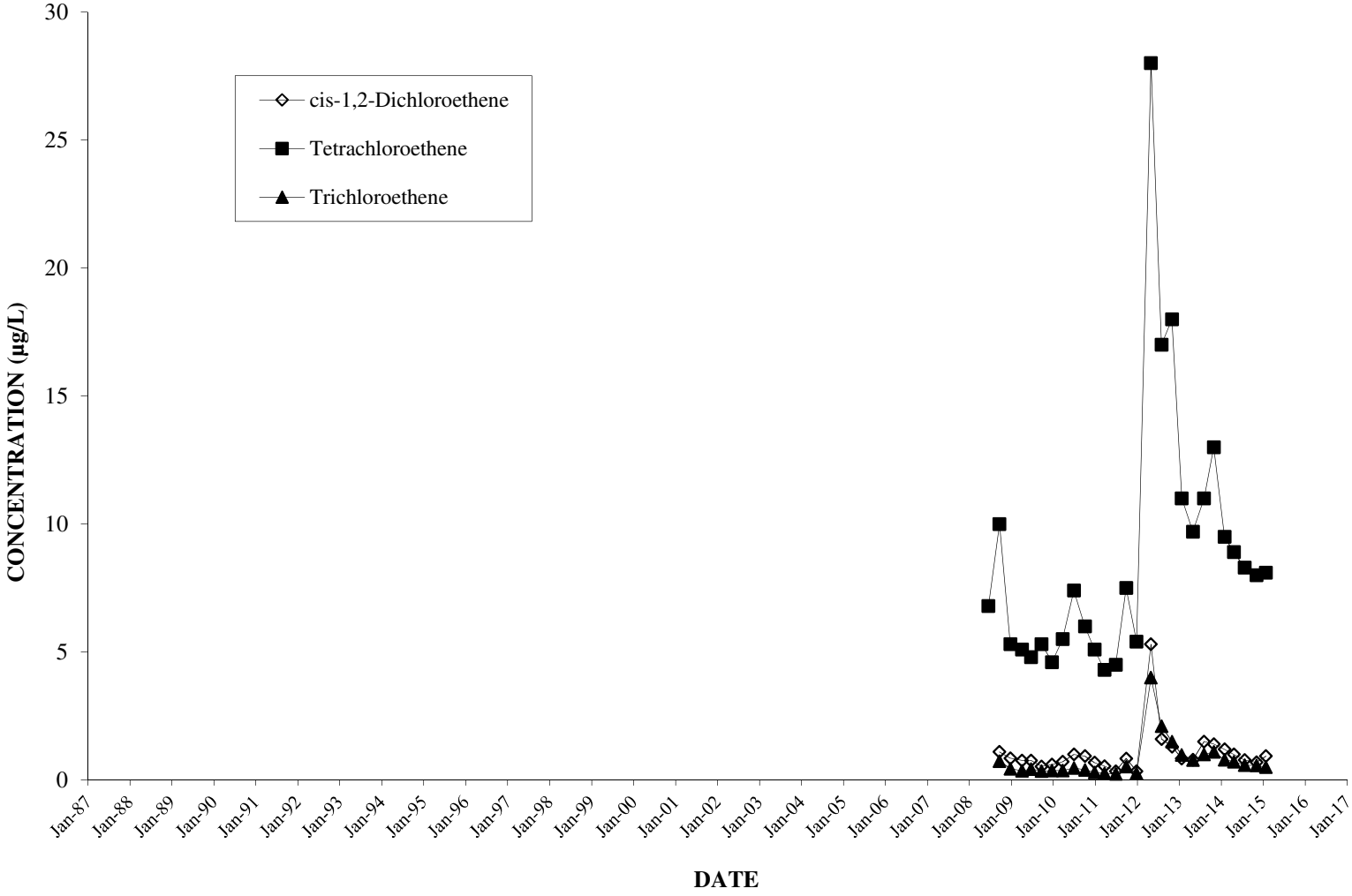

FIGURE 34A
MID-VALLEY SANITARY LANDFILL
MULTIPLE AND REGIONAL AQUIFER WELLS
HISTORICAL 1,1-DICHLOROETHANE CONCENTRATIONS

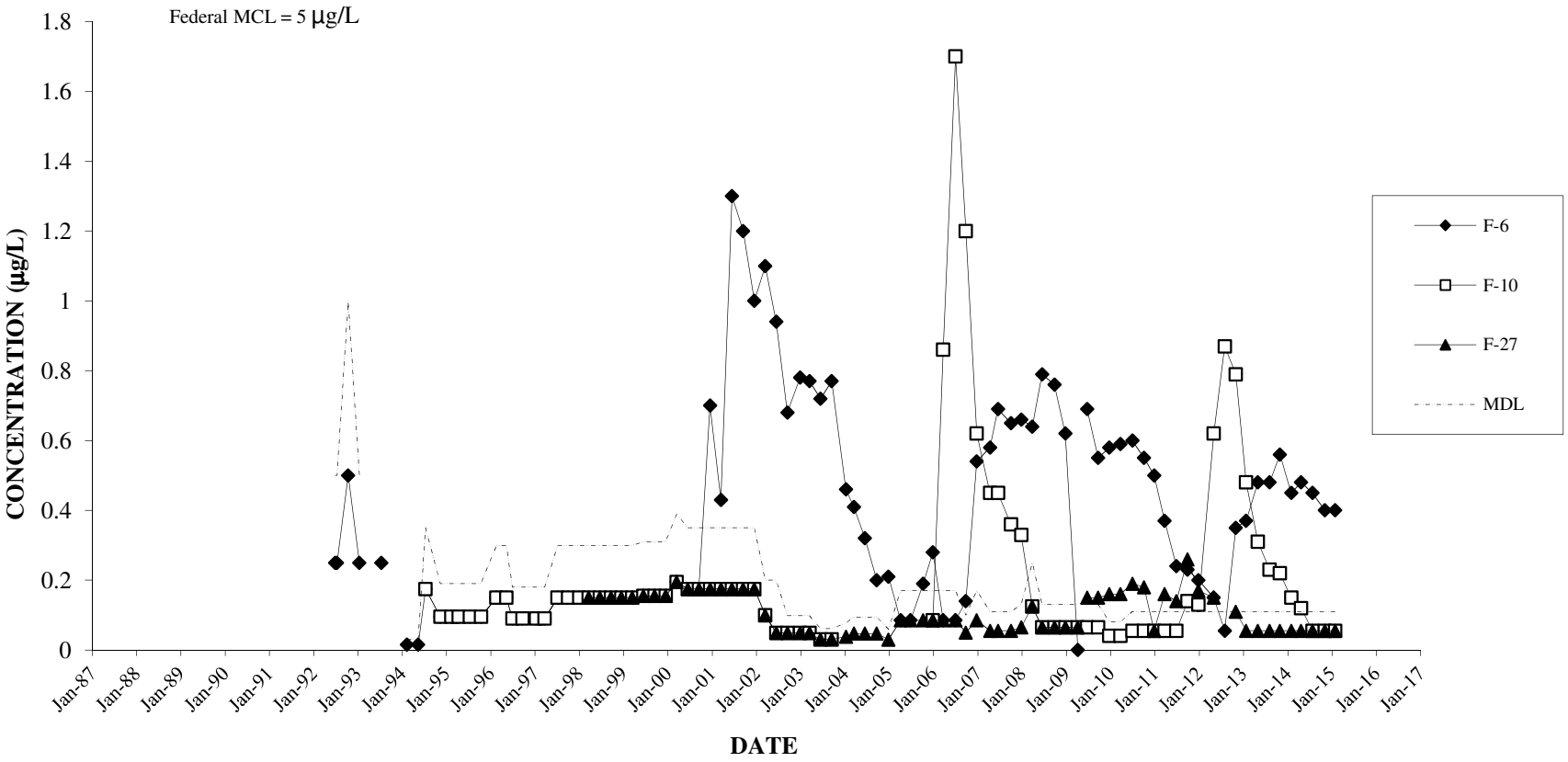

FIGURE 34B
MID-VALLEY SANITARY LANDFILL
UNCONFINED AQUIFER WELLS
HISTORICAL 1,1-DICHLOROETHANE CONCENTRATIONS

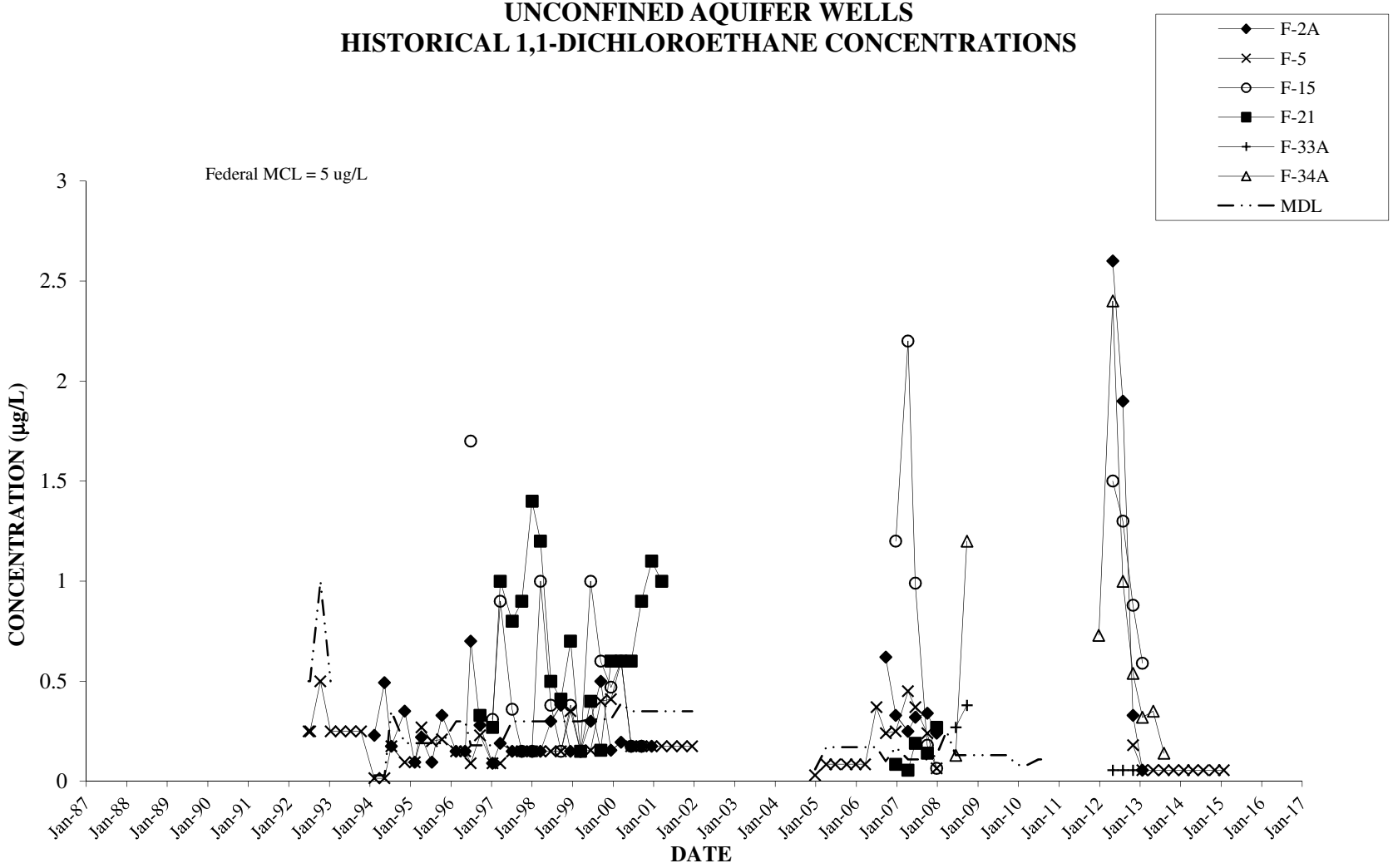

FIGURE 34C
MID-VALLEY SANITARY LANDFILL
CONFINED AQUIFER WELLS
HISTORICAL 1,1-DICHLOROETHANE CONCENTRATIONS

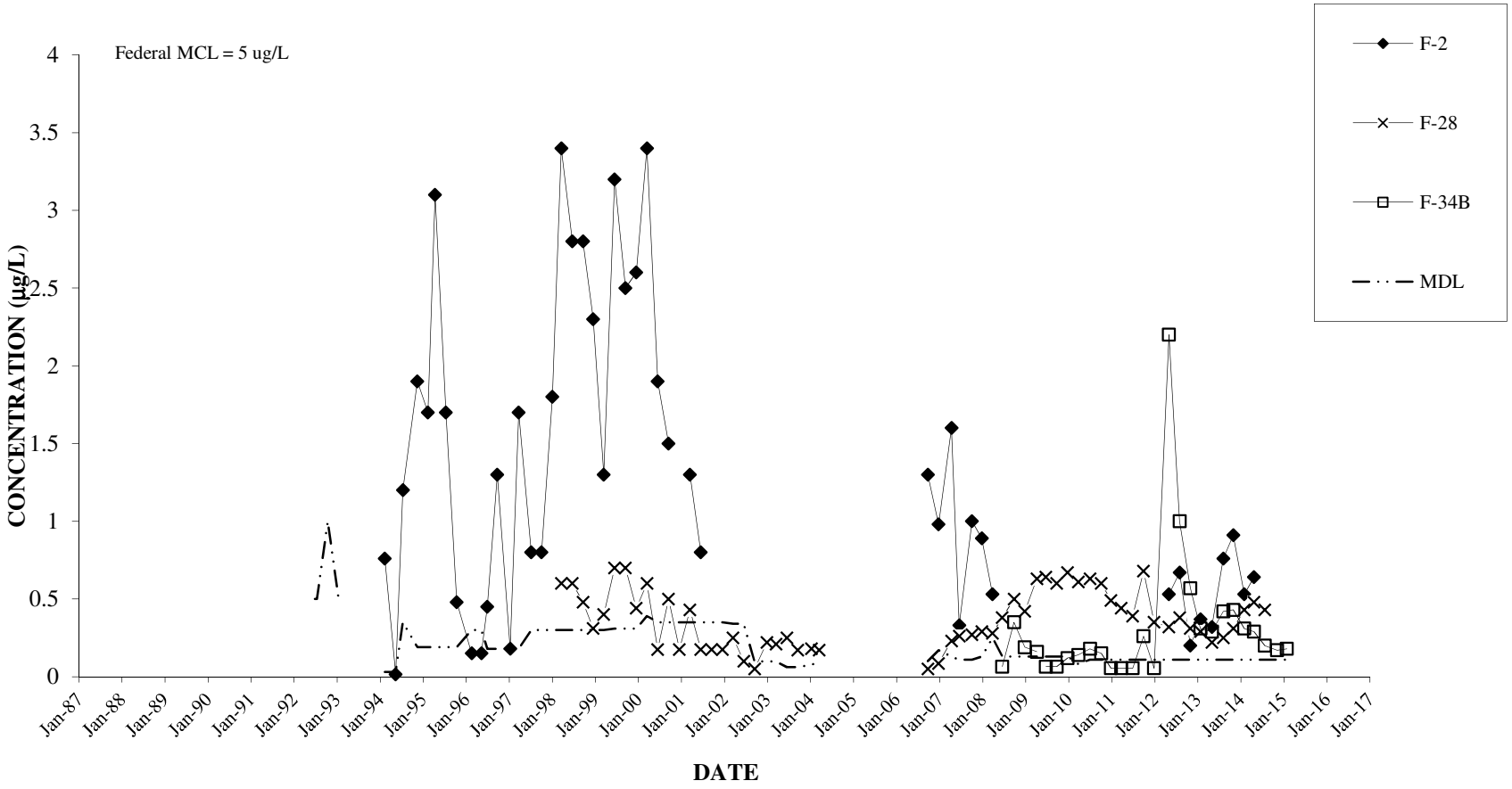

FIGURE 35
MID-VALLEY SANITARY LANDFILL
MULTIPLE AND REGIONAL AQUIFER WELLS
HISTORICAL 1,2-DICHOROPROPANE CONCENTRATIONS

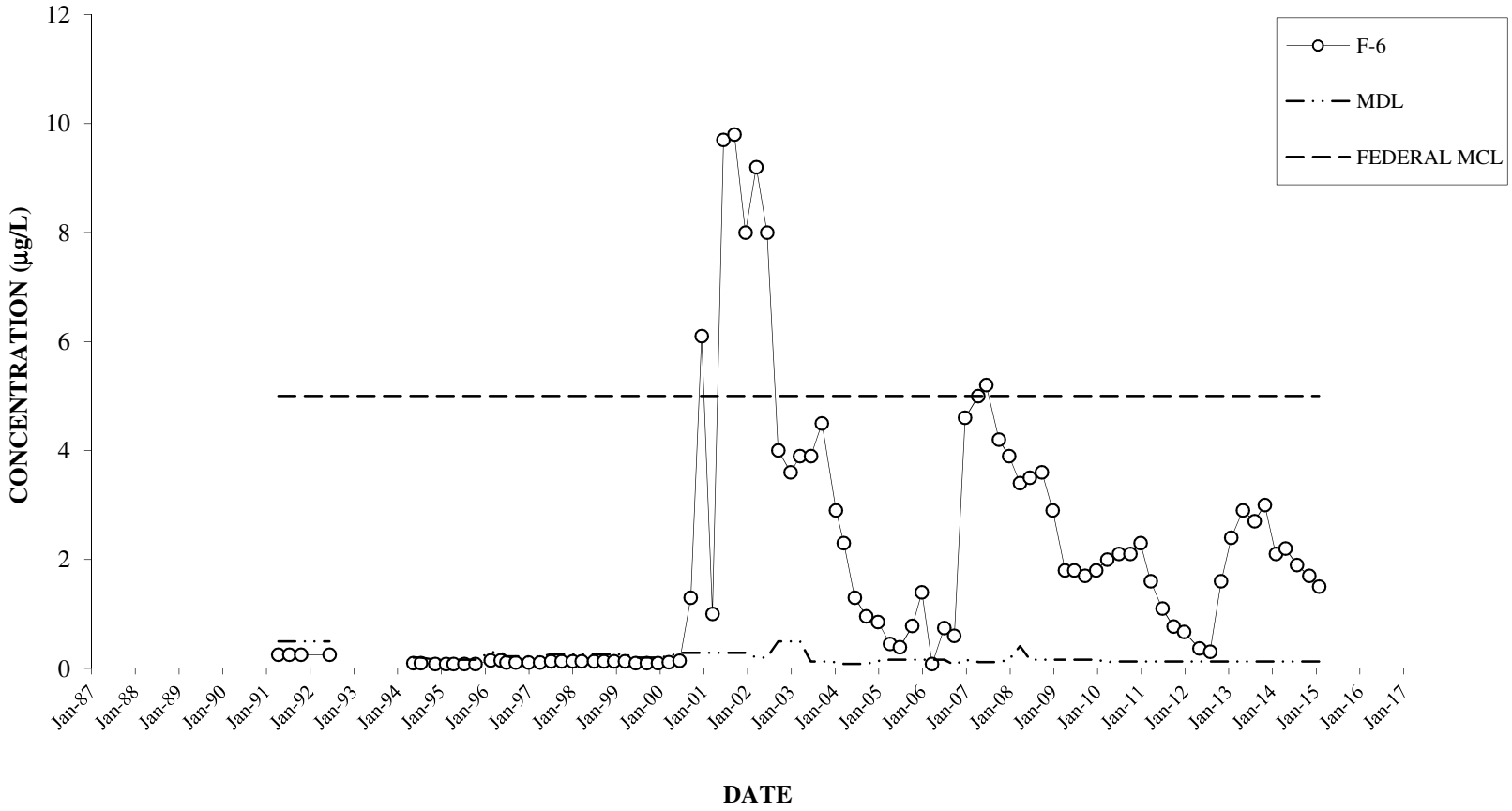

FIGURE 36A
MID-VALLEY SANITARY LANDFILL
MULTIPLE AND REGIONAL AQUIFER WELLS
HISTORICAL CHLOROFORM CONCENTRATIONS

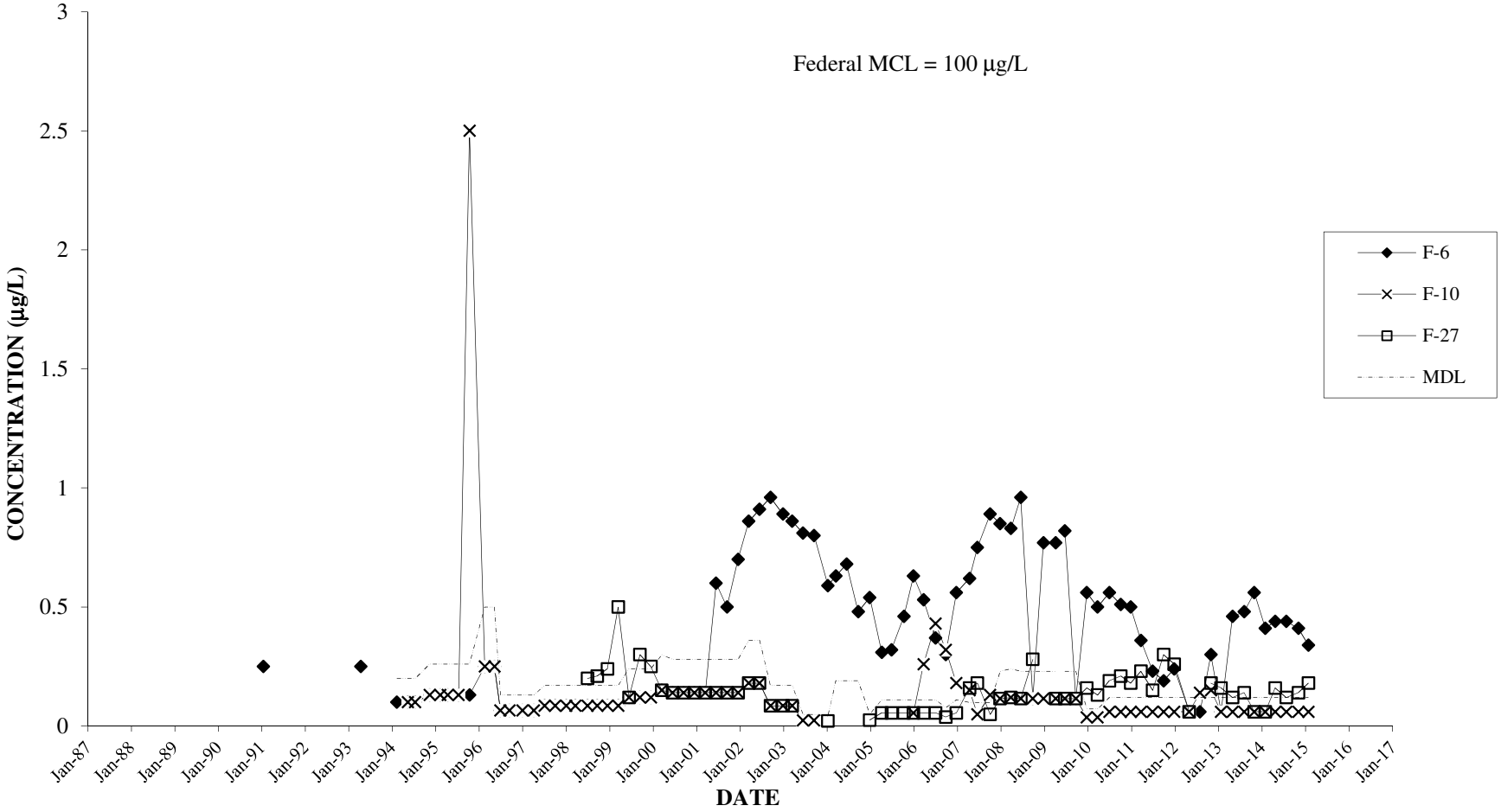

FIGURE 36B
MID-VALLEY SANITARY LANDFILL
UNCONFINED AQUIFER WELLS
HISTORICAL CHLOROFORM CONCENTRATIONS

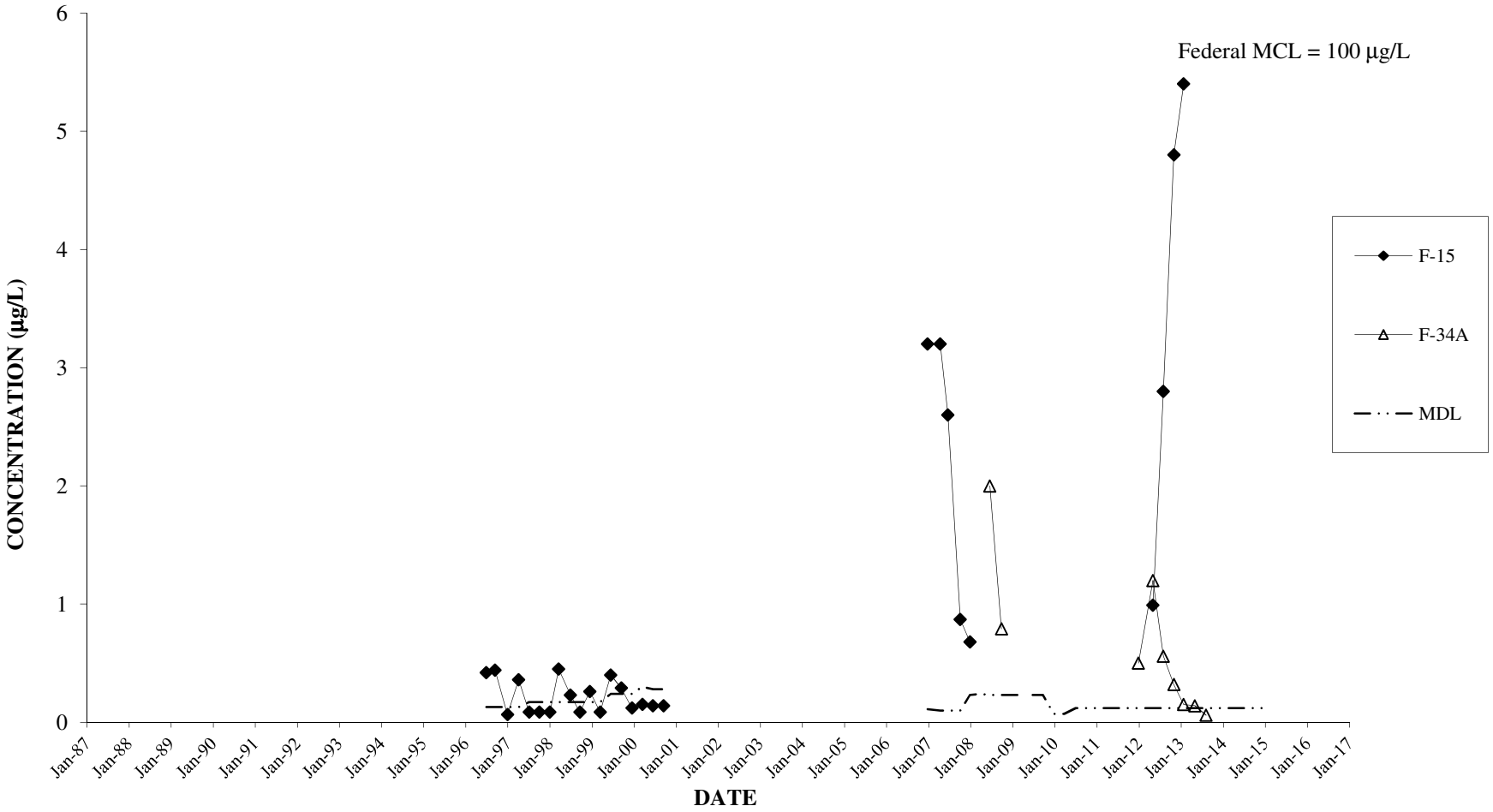

FIGURE 36C
MID-VALLEY SANITARY LANDFILL
CONFINED AQUIFER WELLS
HISTORICAL CHLOROFORM CONCENTRATIONS

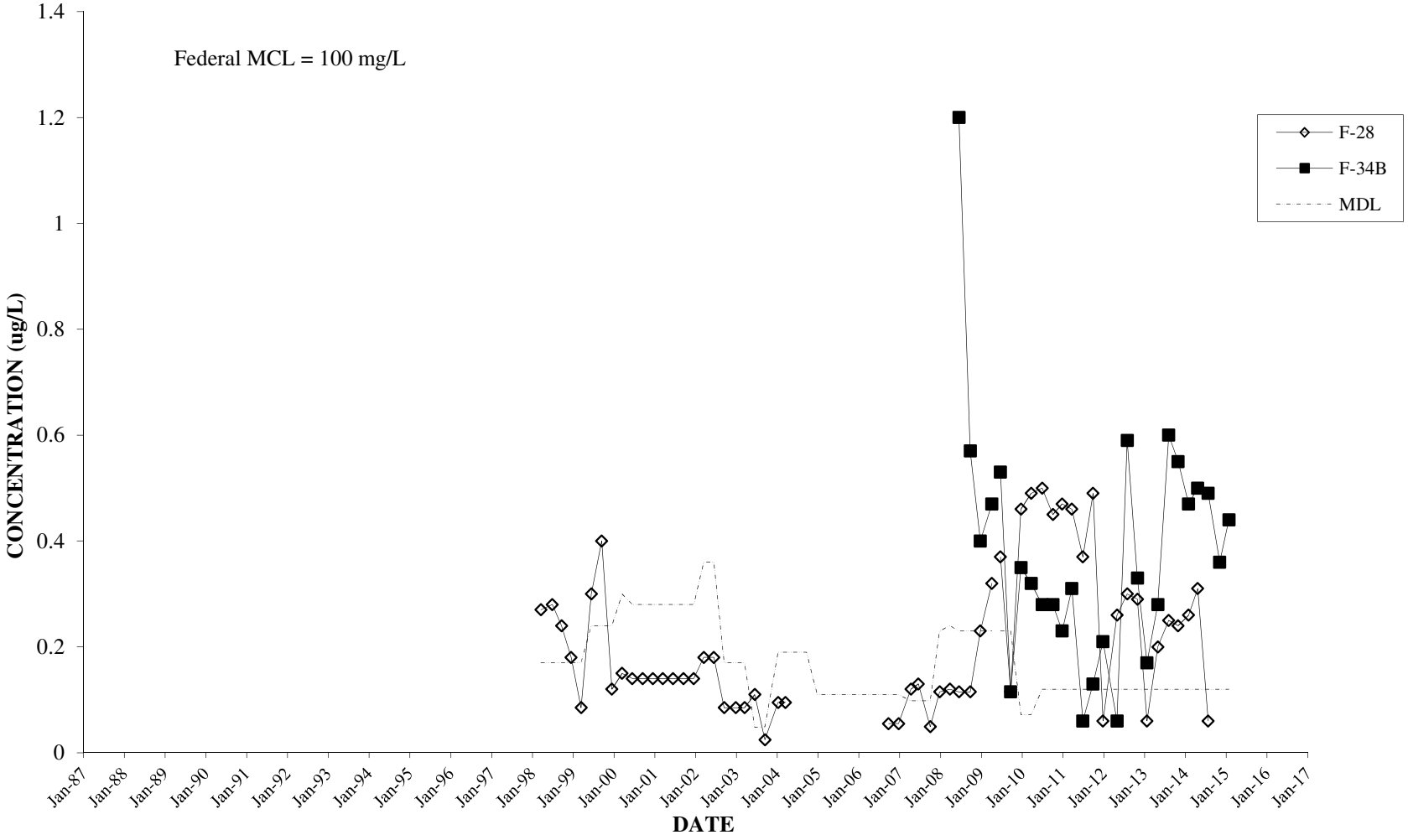

FIGURE 37A
MID-VALLEY SANITARY LANDFILL
MULTIPLE AND REGIONAL AQUIFER WELLS
HISTORICAL CIS-1,2-DICHLOROETHENE CONCENTRATIONS

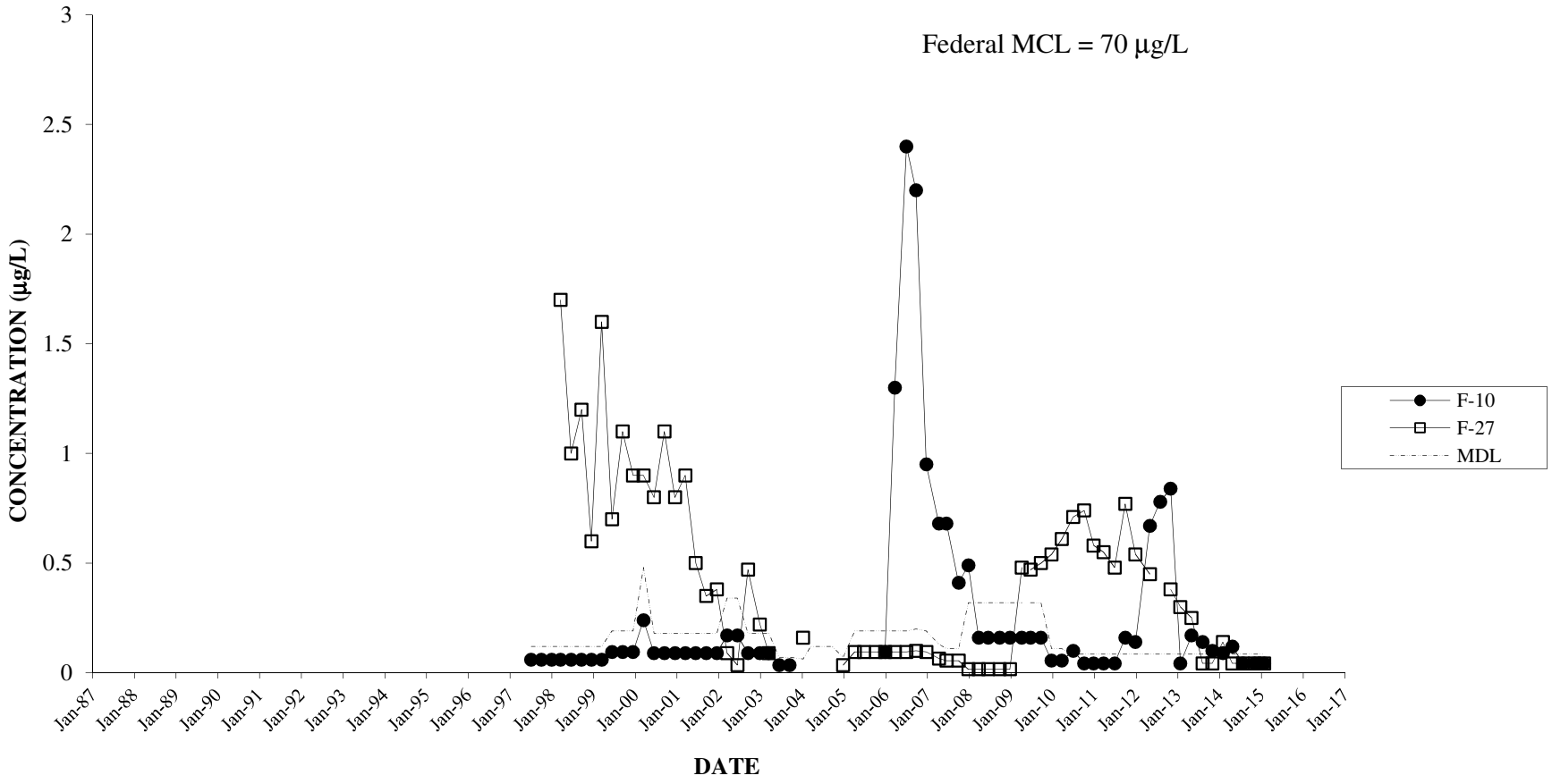

FIGURE 37B
MID-VALLEY SANITARY LANDFILL
UNCONFINED AQUIFER WELLS
HISTORICAL CIS-1,2-DICHLOROETHENE CONCENTRATIONS

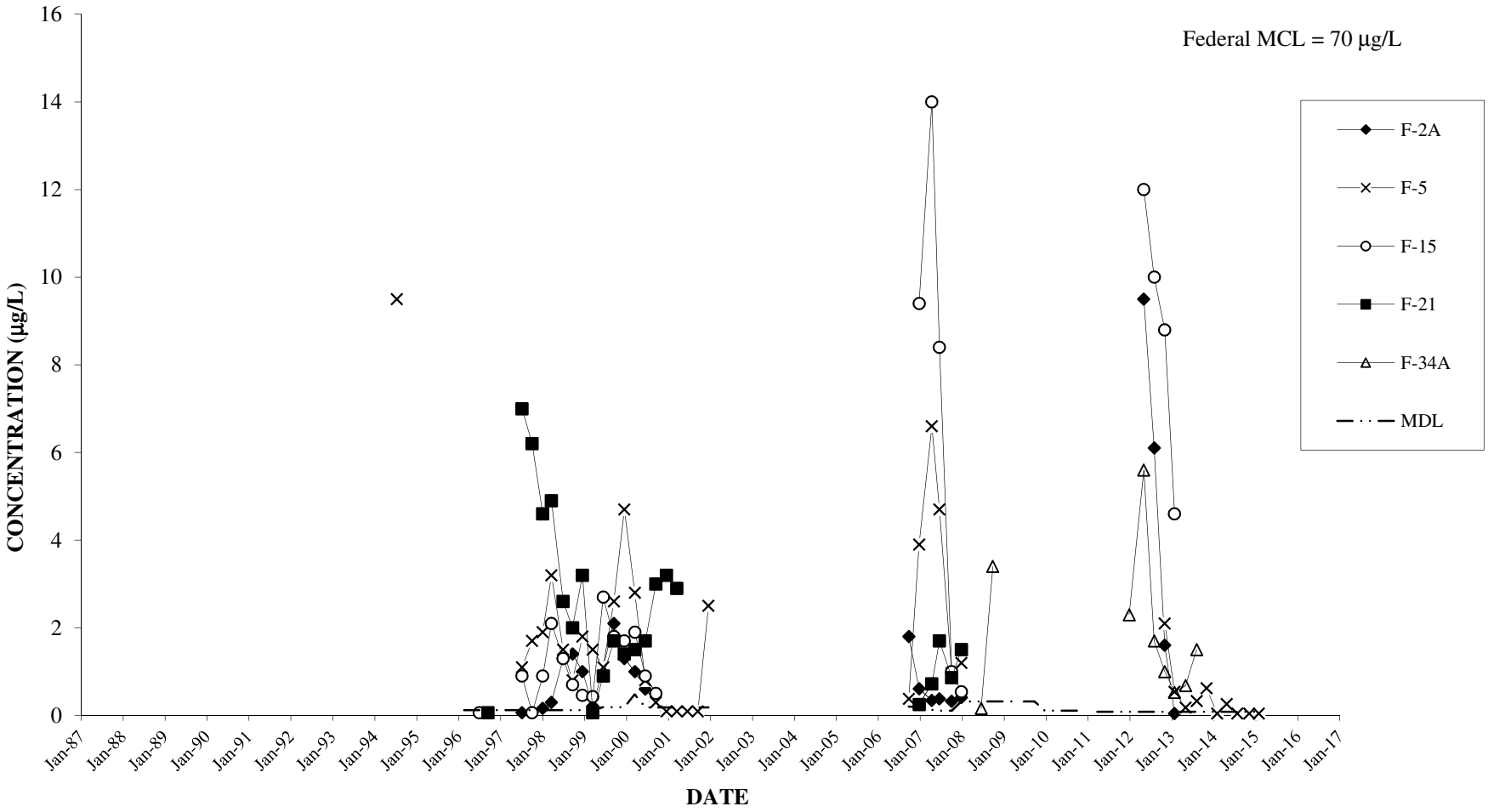

FIGURE 37C
MID-VALLEY SANITARY LANDFILL
CONFINED AQUIFER WELLS
HISTORICAL CIS-1,2-DICHLOROETHENE CONCENTRATIONS

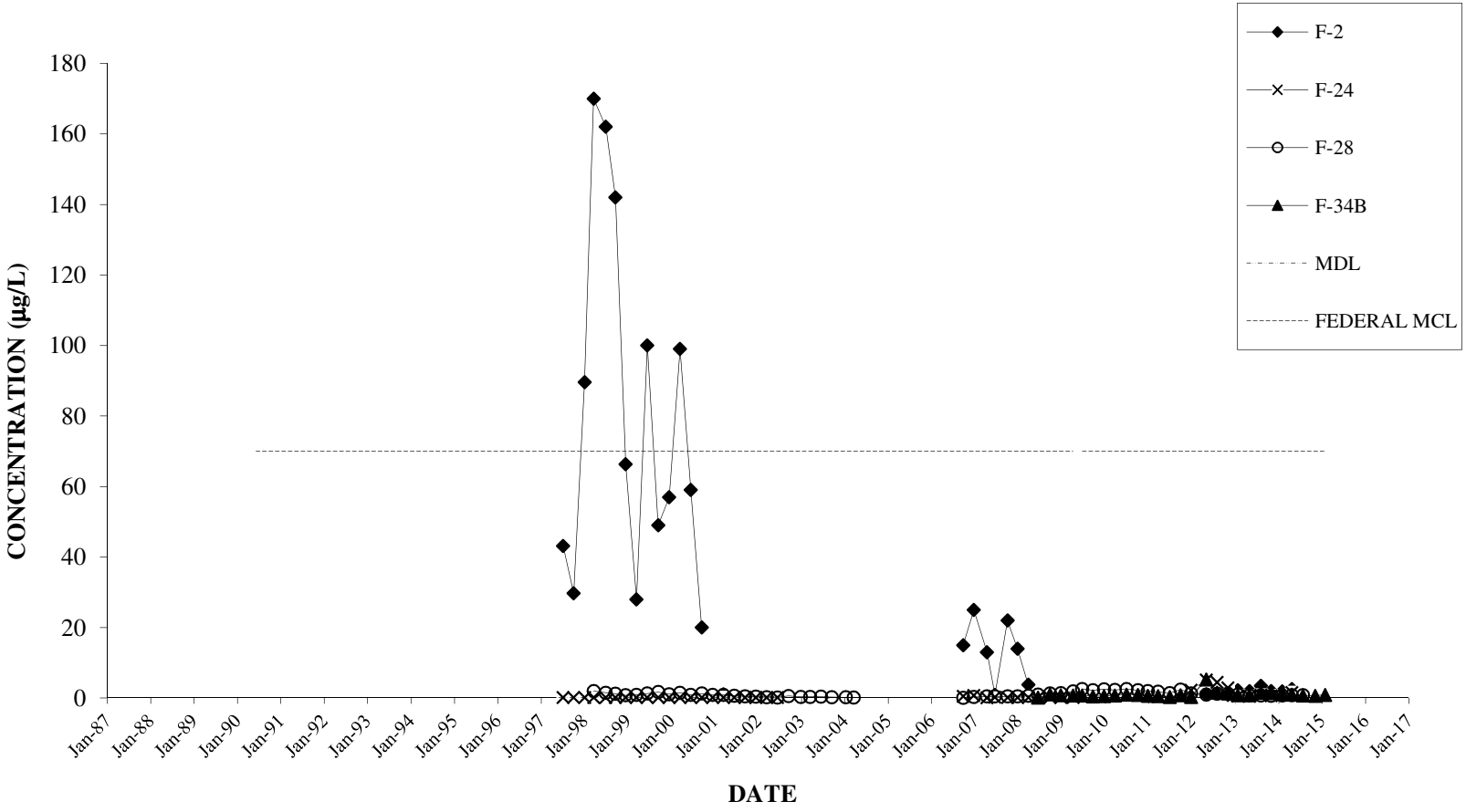

FIGURE 38A
MID-VALLEY SANITARY LANDFILL
MULTIPLE AND REGIONAL AQUIFER WELLS
HISTORICAL DICHLORODIFLUOROMETHANE CONCENTRATIONS

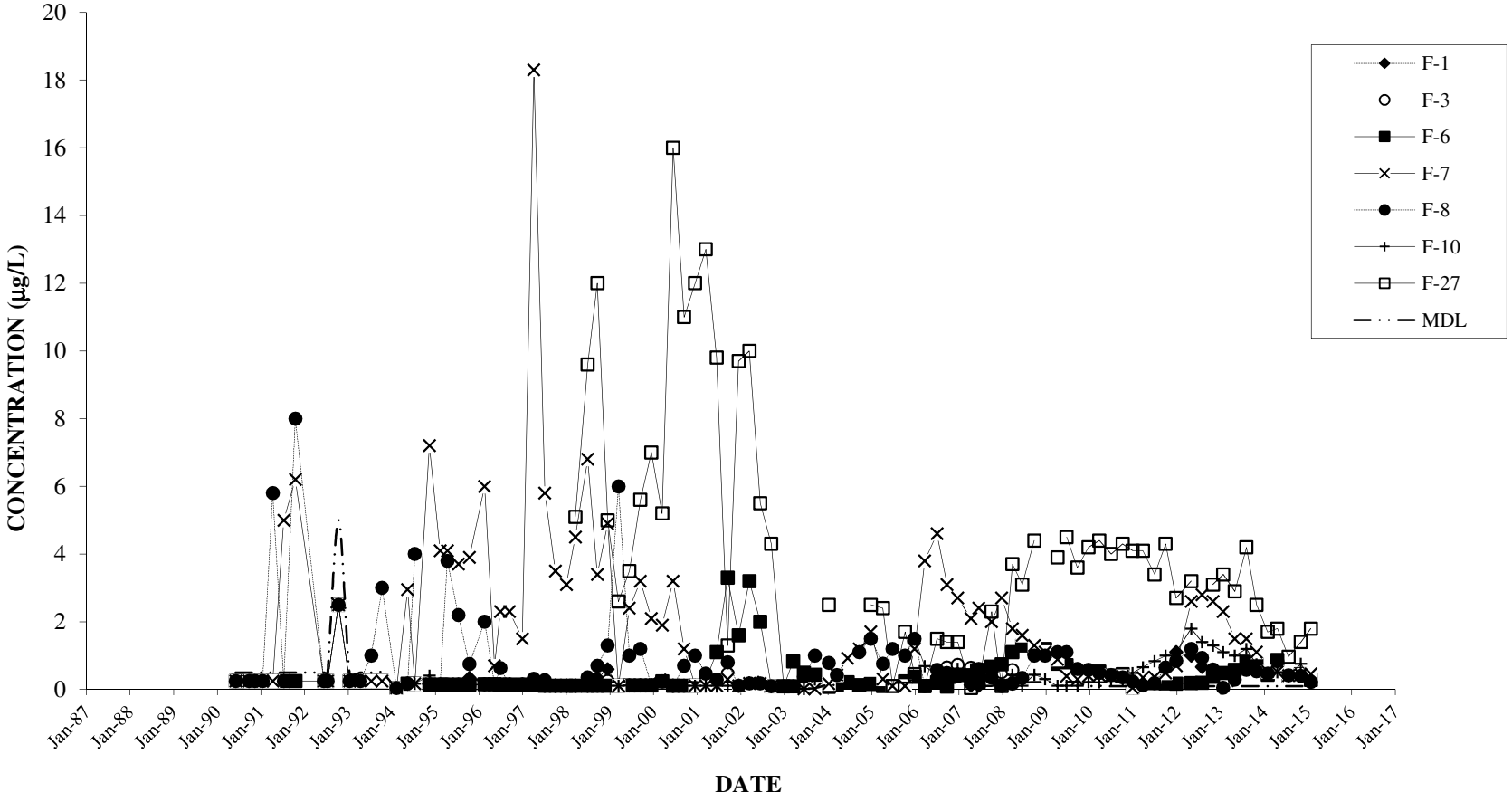

FIGURE 38B
MID-VALLEY SANITARY LANDFILL
UNCONFINED AQUIFER WELLS
HISTORICAL DICHLORODIFLUOROMETHANE CONCENTRATIONS

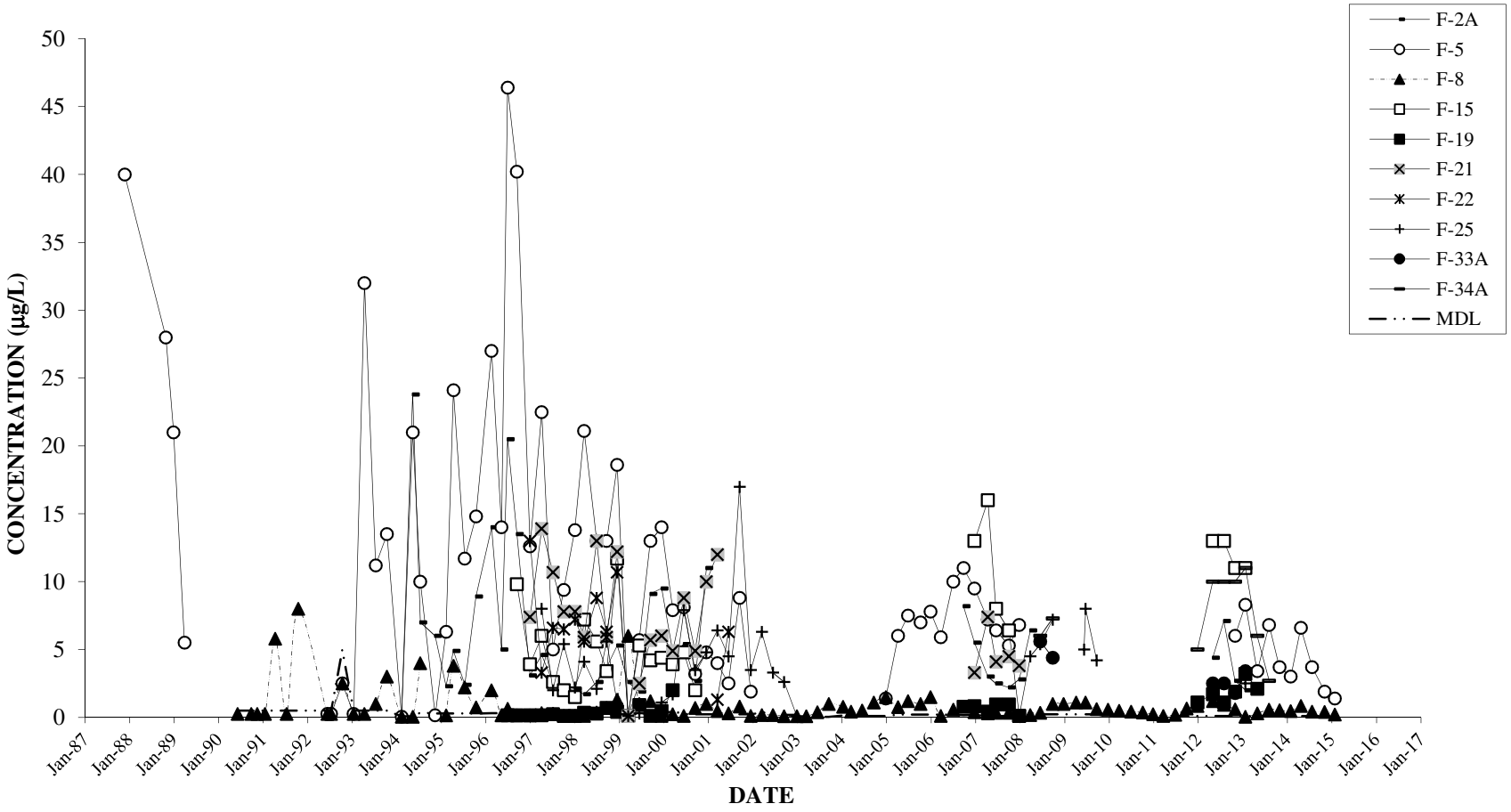

FIGURE 39A
MID-VALLEY SANITARY LANDFILL
MULTIPLE AND REGIONAL AQUIFER WELLS
HISTORICAL TETRACHLOROETHENE CONCENTRATIONS

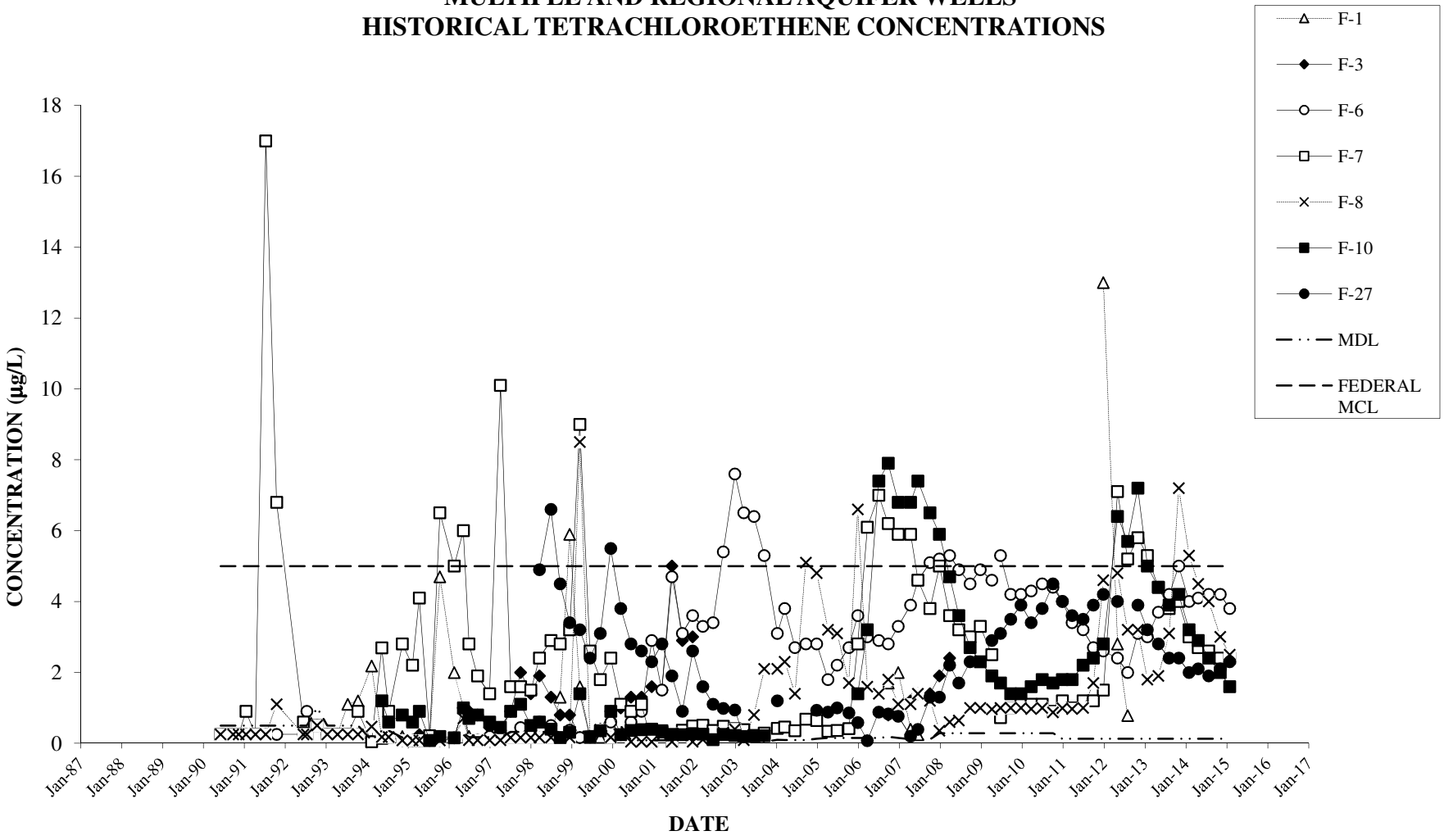

FIGURE 39B
MID-VALLEY SANITARY LANDFILL
UNCONFINED AQUIFER WELLS
HISTORICAL TETRACHLOROETHENE CONCENTRATIONS

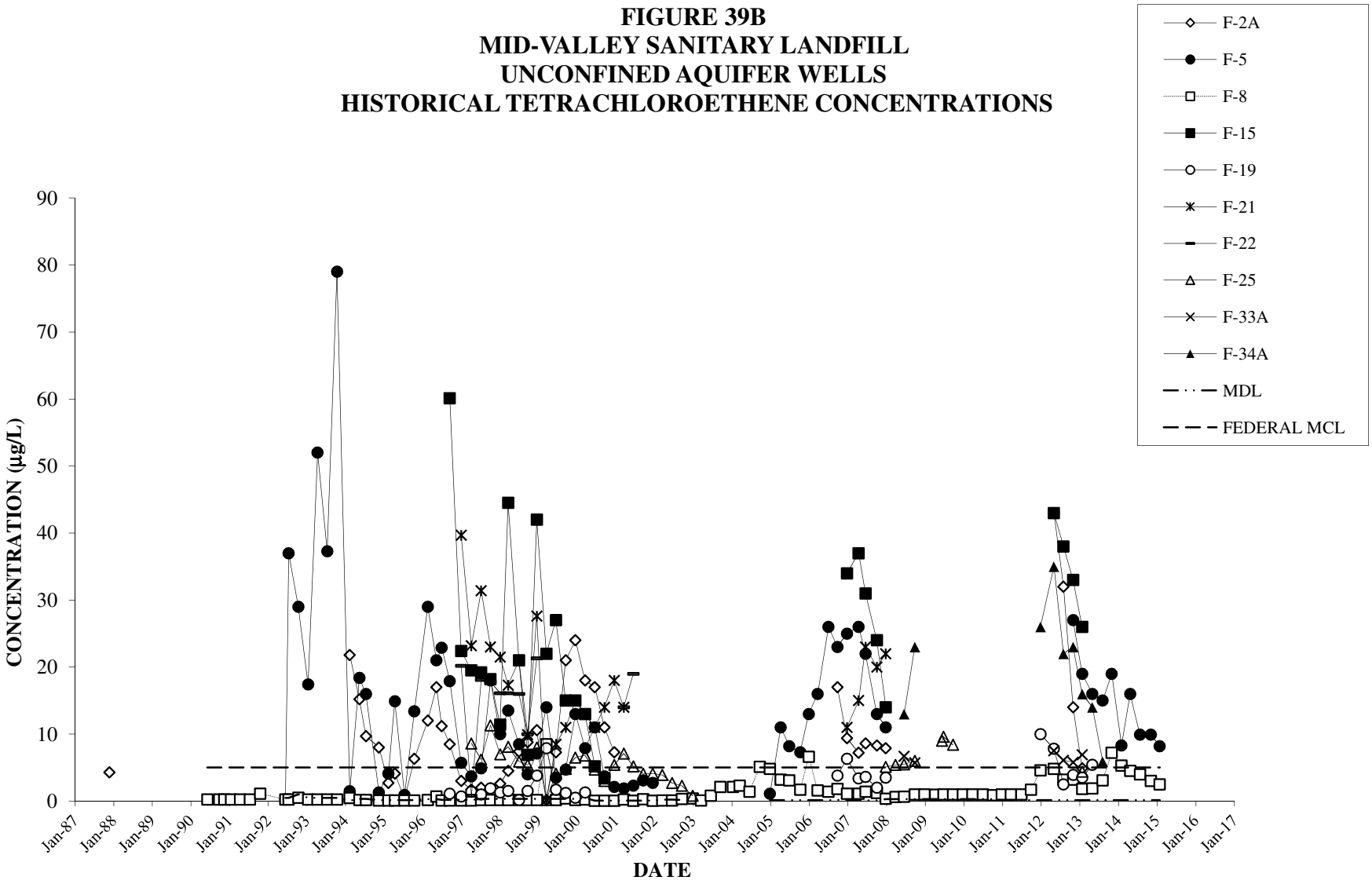

FIGURE 39C
MID-VALLEY SANITARY LANDFILL
CONFINED AQUIFER WELLS
HISTORICAL TETRACHLOROETHENE CONCENTRATIONS

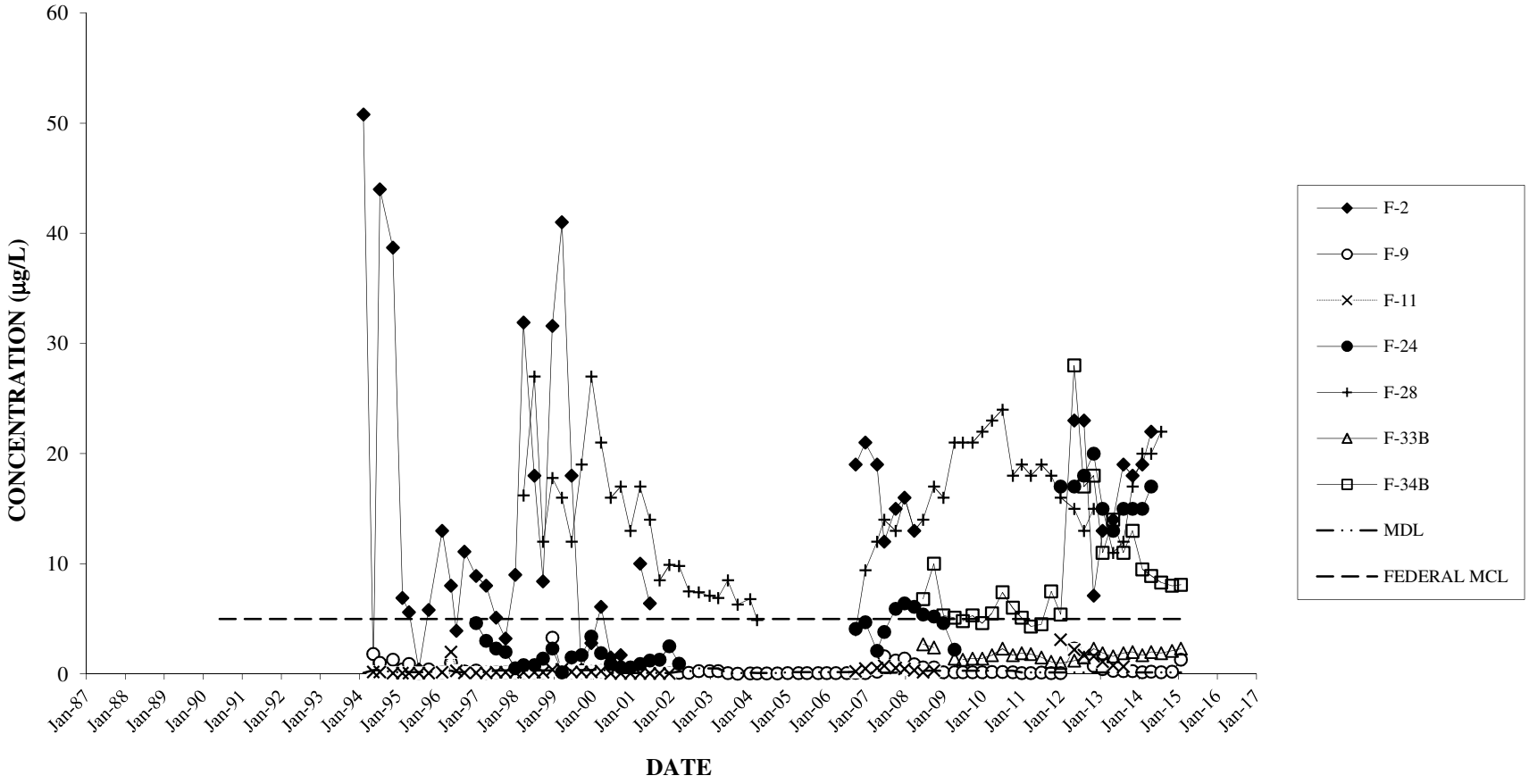

FIGURE 40A
MID-VALLEY SANITARY LANDFILL
MULTIPLE AND REGIONAL AQUIFER WELLS
HISTORICAL TRICHLOROETHENE CONCENTRATIONS

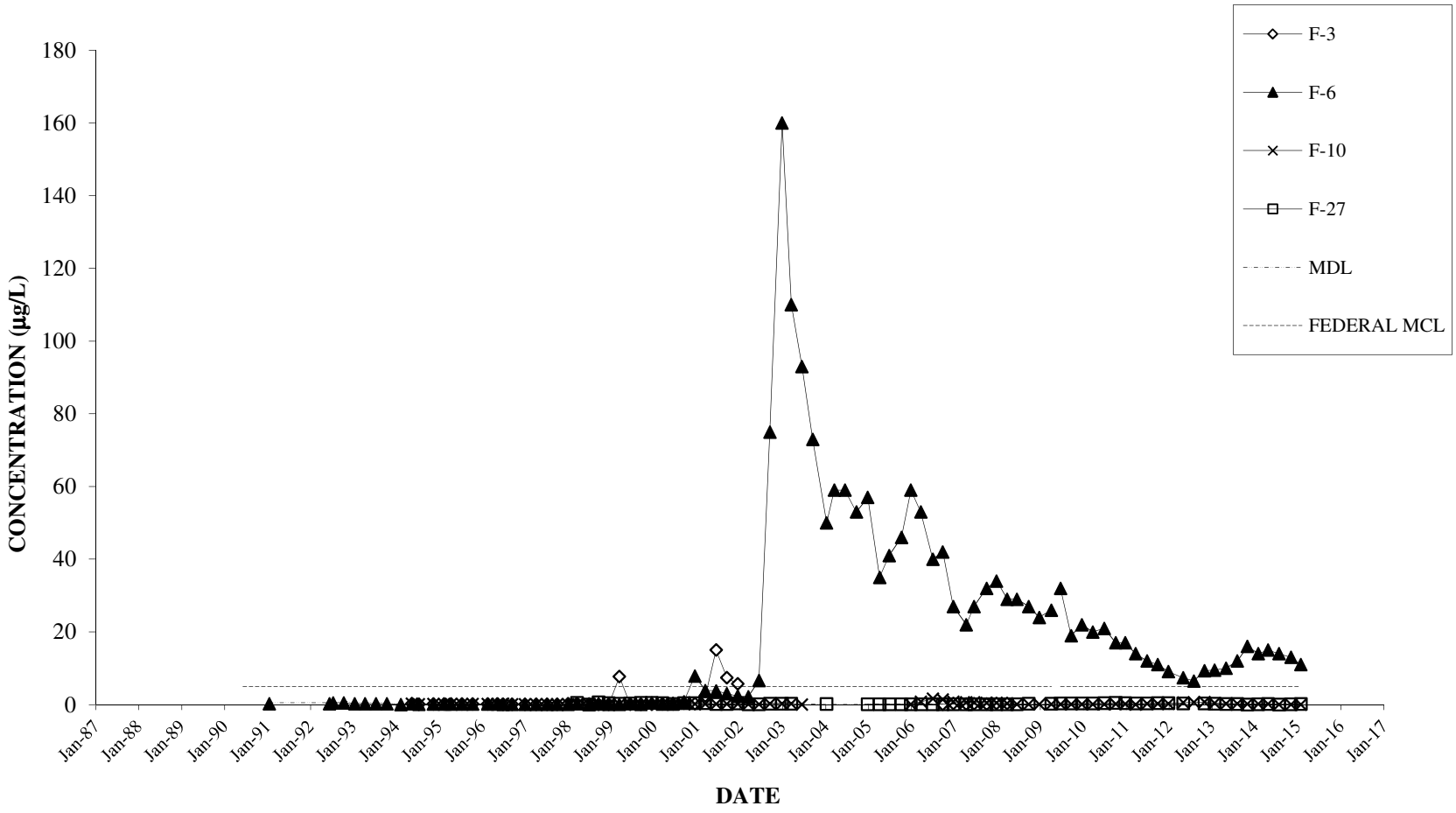

FIGURE 40B
MID-VALLEY SANITARY LANDFILL
UNCONFINED AQUIFER WELLS
HISTORICAL TRICHLOROETHENE CONCENTRATIONS

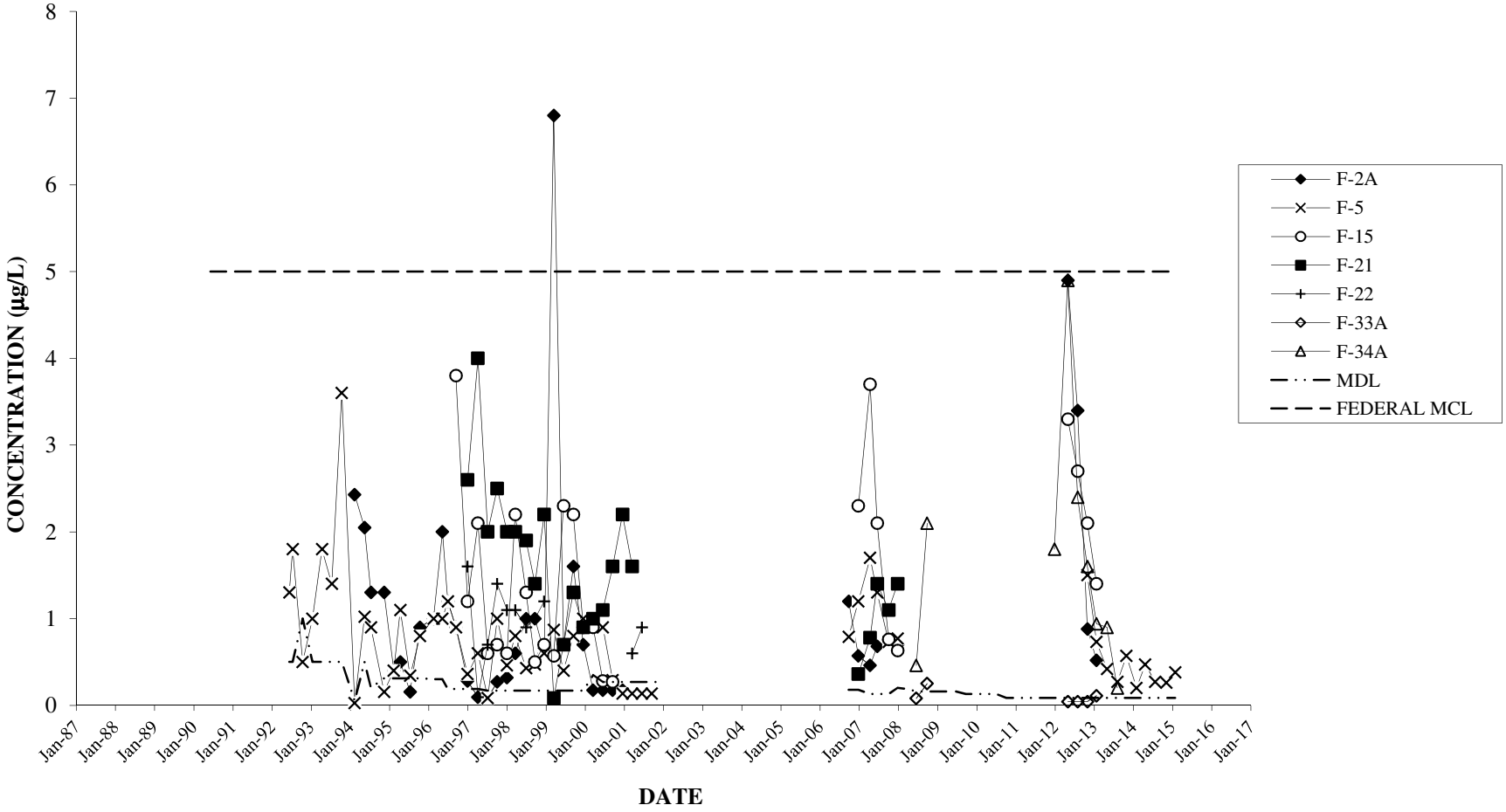

FIGURE 40C
MID-VALLEY SANITARY LANDFILL
CONFINED AQUIFER WELLS
HISTORICAL TRICHLOROETHENE CONCENTRATIONS

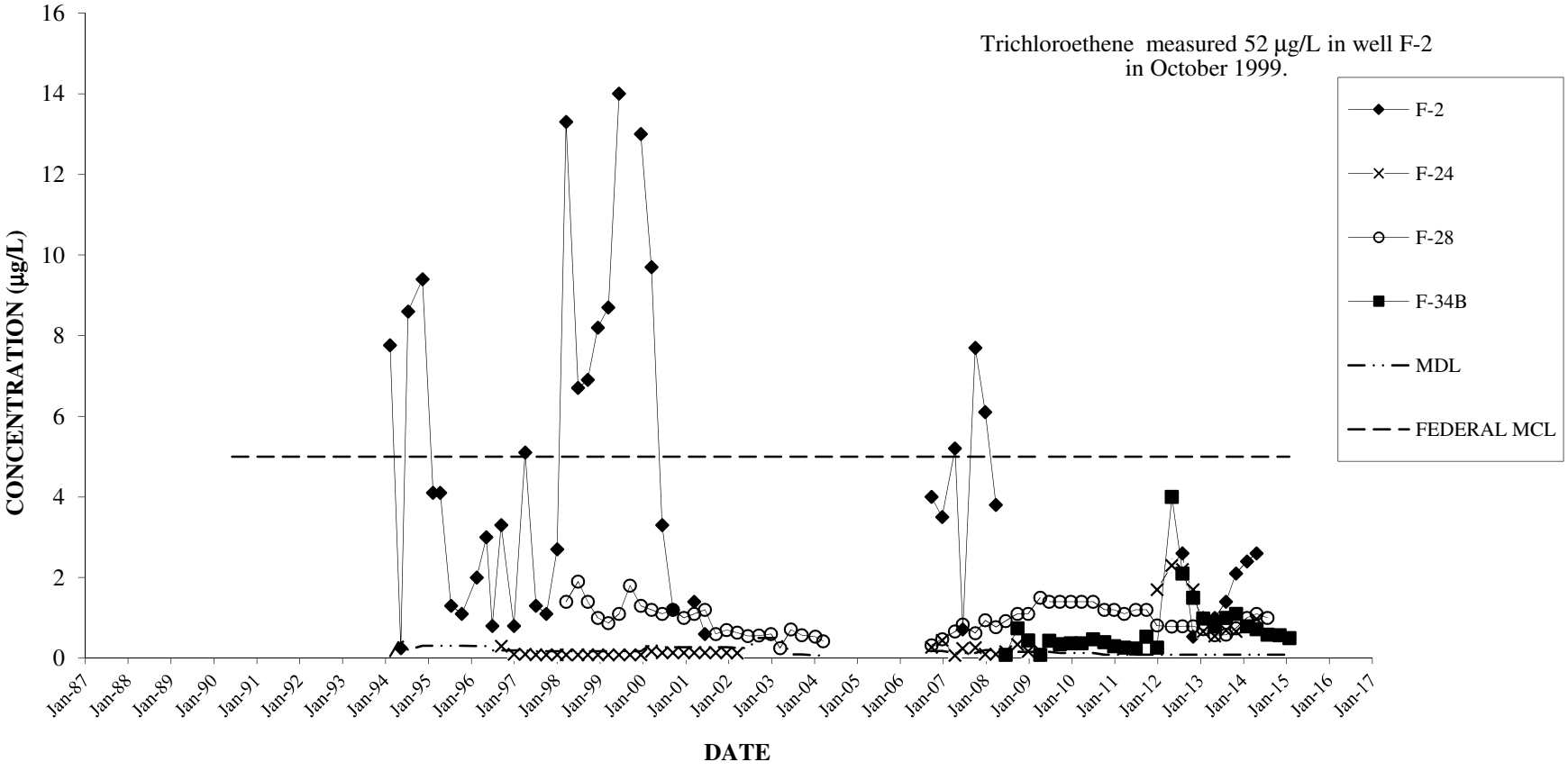

FIGURE 41A
MID-VALLEY SANITARY LANDFILL
MULTIPLE AND REGIONAL AQUIFER WELLS
HISTORICAL TRICHLOROFLUOROMETHANE CONCENTRATIONS

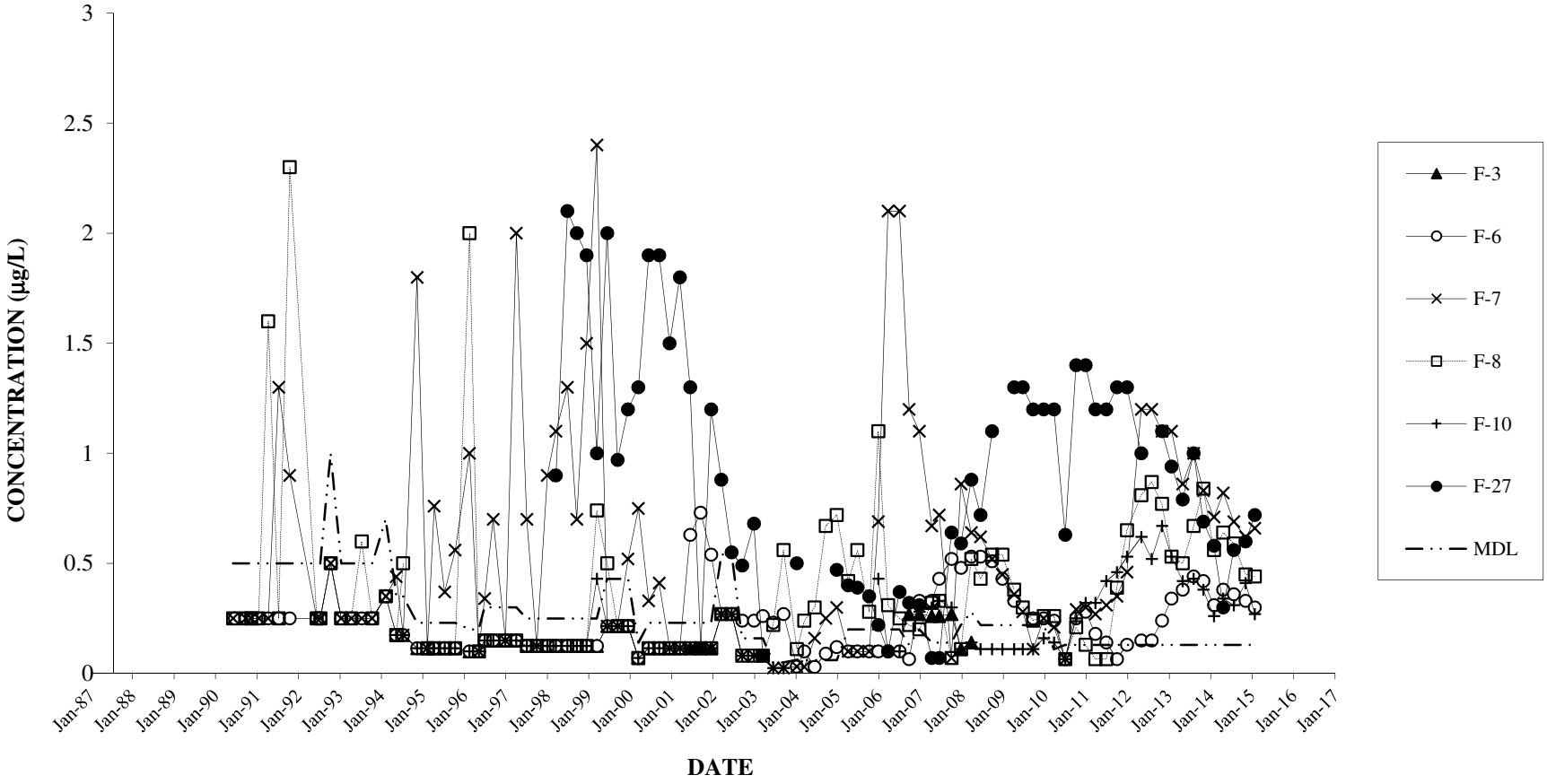

FIGURE 41B
MID-VALLEY SANITARY LANDFILL
UNCONFINED AQUIFER WELLS
HISTORICAL TRICHLOROFLUOROMETHANE CONCENTRATIONS

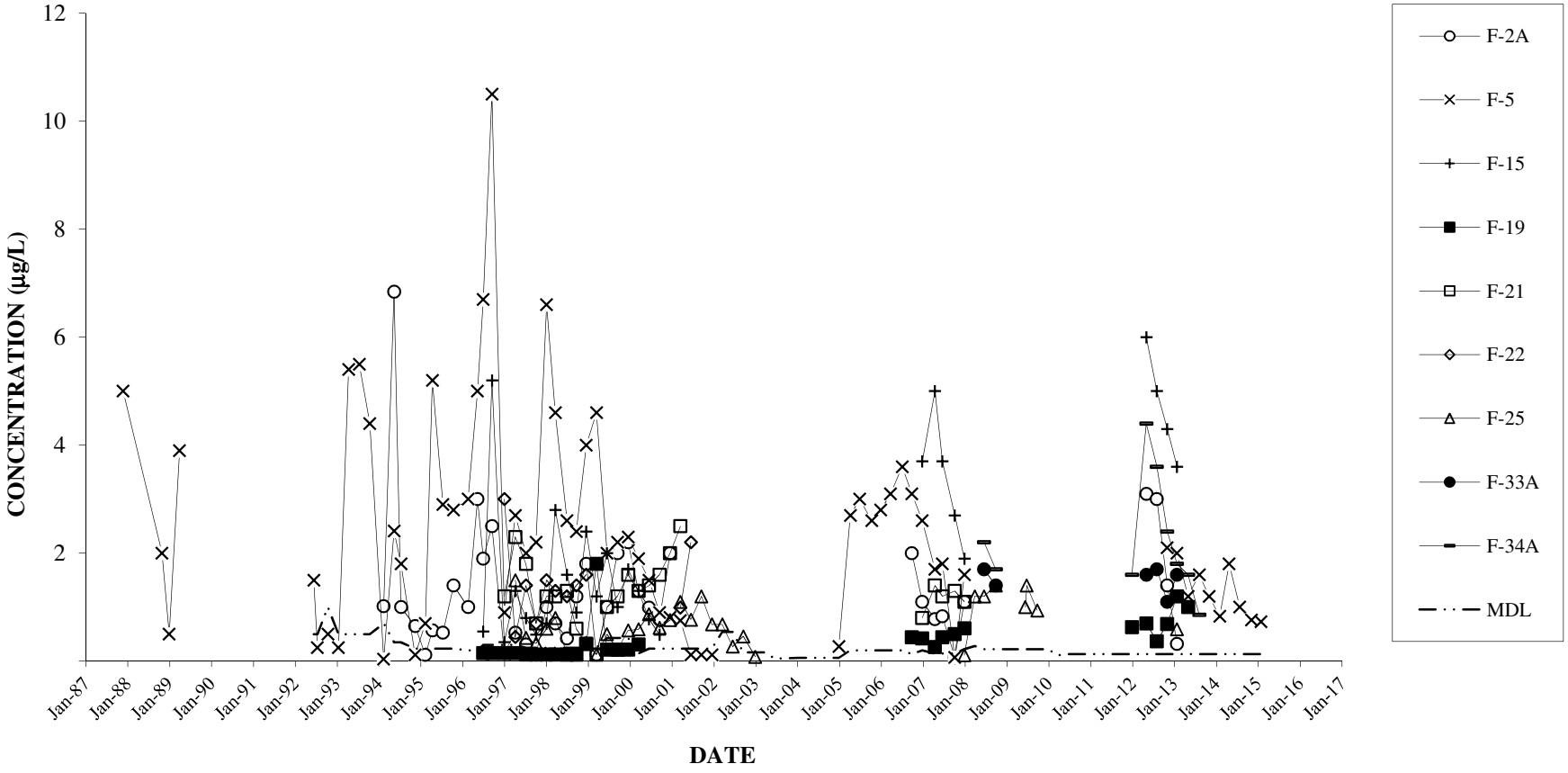

FIGURE-41C
MID-VALLEY SANITARY LANDFILL
CONFINED AQUIFER WELLS
HISTORICAL TRICHLOROFLUOROMETHANE CONCENTRATIONS

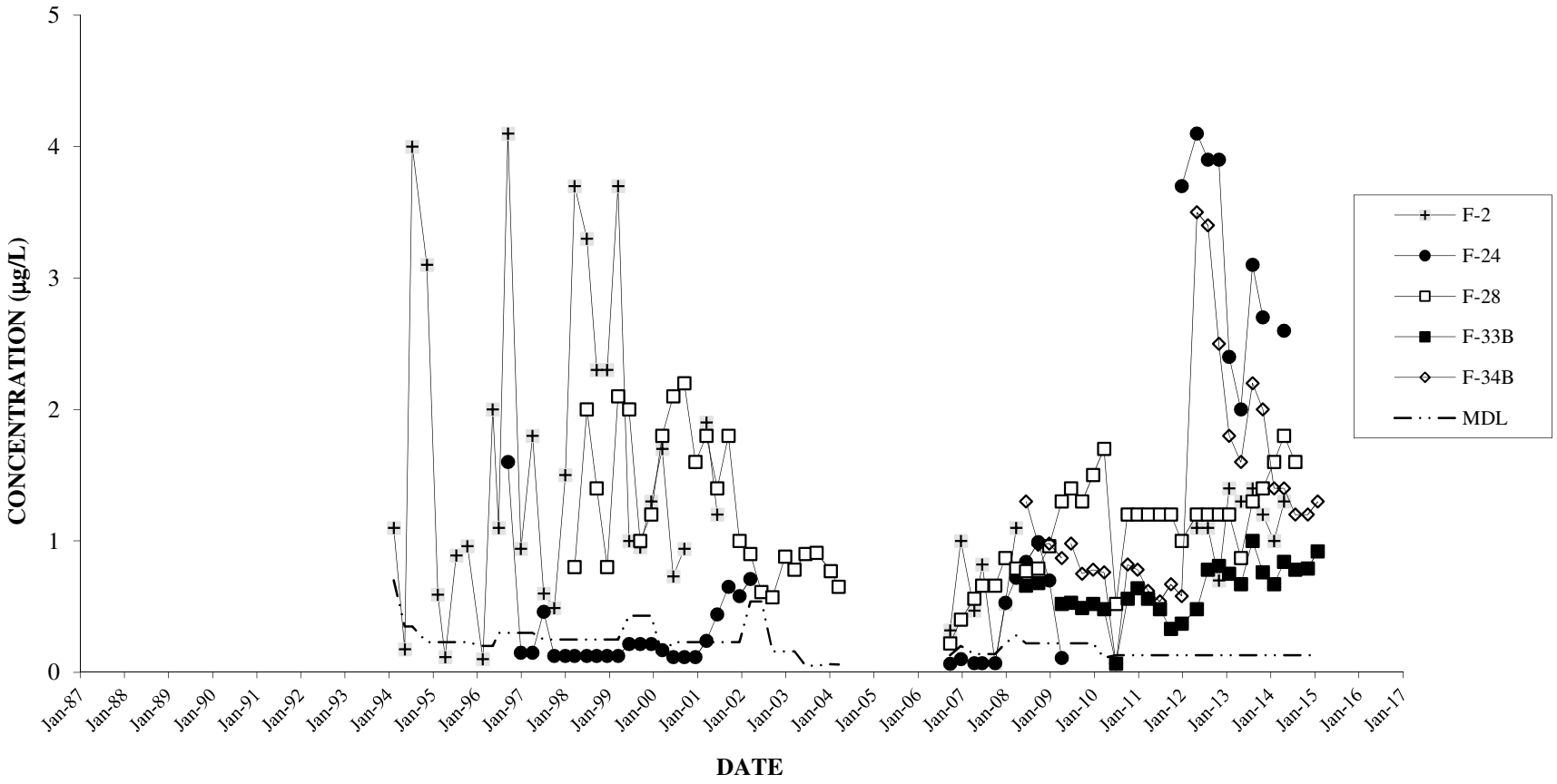

FIGURE 42
MID-VALLEY SANITARY LANDFILL
MULTIPULE AND REGIONAL AQUIFERS
HISTORICAL MTBE CONCENTRATIONS

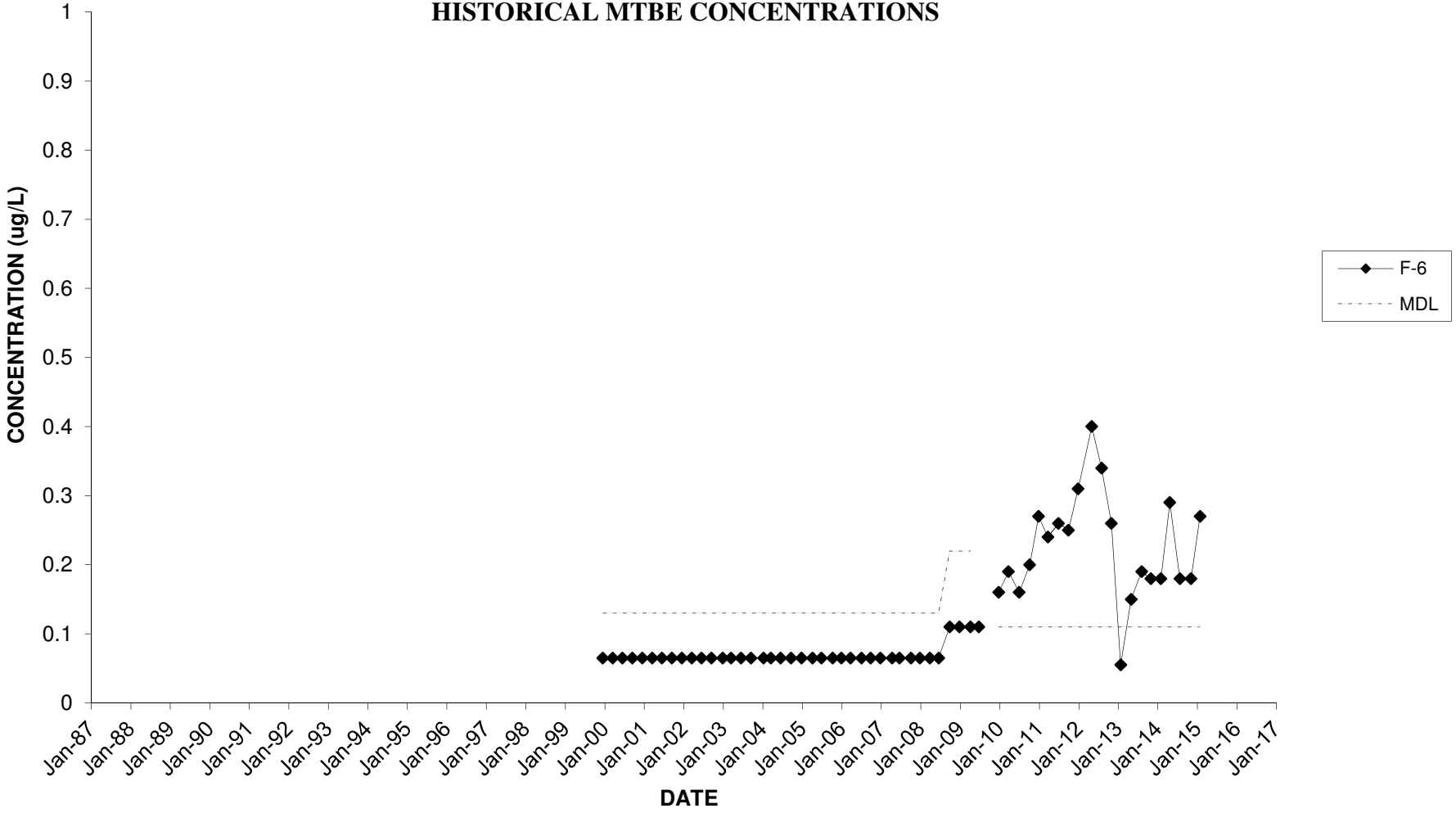

FIGURE 43
MID-VALLEY SANITARY LANDFILL
UNCONFINED AQUIFERS
HISTORICAL VINYL CHLORIDE CONCENTRATIONS

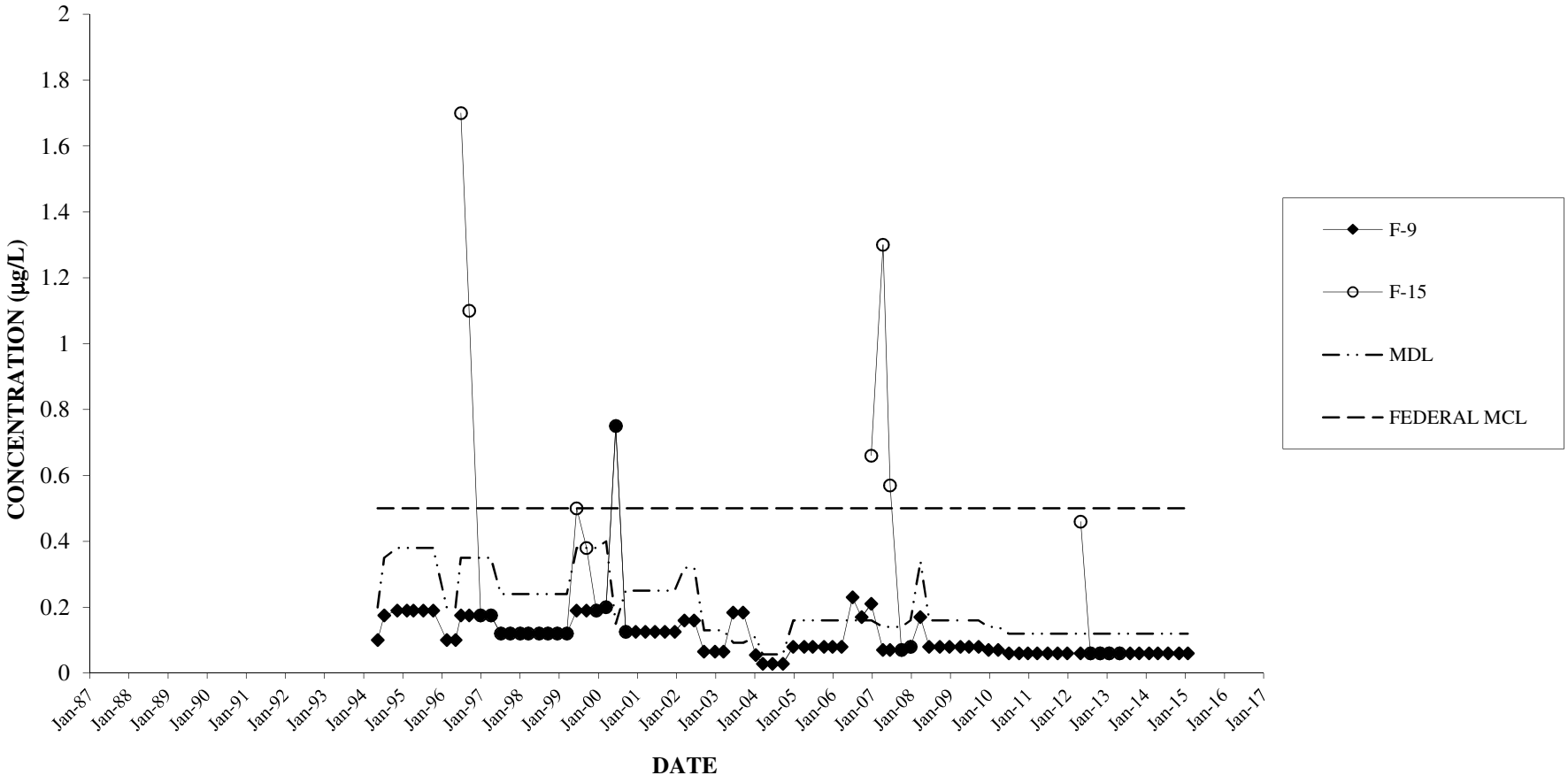

COUNTY OF SAN BERNARDINO
SANTA ANA REGION

EXPLANATION FOR TABLES

Site Monitoring Well Information

- Not measured.
* Based on the historical trends, this datum appears to be an anomalous depth/elevation.
(c) Field measurements of depth to groundwater have been corrected to compensate for well departures from vertical.
** Change in water level or groundwater elevation after 6/6/97 due to well-head modification.
(r) Well has been extended and re-surveyed.
NP Well does not have a dedicated pump.
† Well has been abandoned; water level measurements no longer performed.

Historical Tables

NA - Sample was not analyzed for these parameters during the specified sampling round.
- Indicates not detected above Practical Quantitation Limit (PQL). Listed as less than Method Detection Limit (MDL) or estimated trace concentration (bold font).
- Indicates historical maxiumum concentration
NC - Not calculated; requires minimum of three data entries to calculate.
NR - Data not recorded for this analyte.

(b) Well was DRY between January 1989 and February 1993.
(e) The constituent was analyzed past the holding time.
* Metals concentrations for the July 1992 sampling round were elevated due to the analyses being performed on unfiltered samples.
(5) Suspected laboratory/field contaminant.
1 State Department of Health Services Action Level for Perchlorate in drinking water supplies is 18 µg/L (0.018 mg/L).
(6) Estimated value, over high standard.
R Retesting also included during this routine monitoring event.
R1 Retest.
E Suspected measurement error.
Dissolved Oxygen and Turbidity (in wells with dedicated pumps), Temperature, pH, and Conductivity are measured in the field. All other parameters are determined in the laboratory.
EA Extended analysis - Appendix I and Appendix II constituents analyzed. Other monitoring periods analyzed for routine monitoring parameters. Only detected compounds included above.

Comparison Tables

- Indicates not detected above Practical Quantitation Limit (PQL). Value listed is Method Detection Limit (MDL; left-justified) or estimated trace concentration (bold font and right-justified).
NA - Not analyzed (in data columns).
NS - Not sampled.
NV - No value available (in ARAR column). ARAR = Applicable or Relevant and Appropriate Requirement.
(e) Holding time was exceeded.
(1) California Primary Drinking Water Standards.
(2) California Secondary Drinking Water Standards; when applicable value shown is the upper maximum contaminant level.
(3) Federal Maximum Contaminant Levels (MCLs).
(4) Federal Secondary Drinking Water Standards.
(5) Suspected laboratory/field contaminant.
(e) The constituent was analyzed past the holding time.
E Suspected measurement error.
- Indicates equals or exceeds state Applicable or Relevant and Appropriate Requirements (ARARs).

TABLE 5-1A
SITE MONITORING WELL INFORMATION
MID-VALLEY SANITARY LANDFILL

WELL INFORMATION	WELL NUMBER							
	F-1	**F-2 (c)**	**F-2A (c)**	**F-3**	**F-4**	**F-5 (c)**	**F-6**	**F-7**
Date well completed:	12/9/1987	12/1/1987	12/12/1987	12/9/1987	12/17/1987	5/24/1988	3/28/1990	4/5/1990
Coordinates of well:								
Northing (a)	15295.89	10654.07	10653.27	12679.04	13950.09	10664.72	1875026.36	1874086.24
Easting (a)	9988.95	9399.66	9326.04	11584.19	10294.45	9991.53	6737530.33	6734964.09
Original elevation of well (ft above msl):								
Top of well monument	1660.67	1545.70	1545.07	1583.92	1619.62	1544.34	1577.67	1568.00
Ground surface	1657.44	1542.80	1542.34	1581.52	1617.03	1541.66	1574.31	1554.74
Top of well casing/seal	1659.91	1544.45	1544.14	1582.87	1618.59	1543.66	1577.13	1566.37
Original total depth of well at installation (ft):	393.0	354.0	328.0	398.0	399.0	349.0	457.0	428.0
Original depth of screened interval (ft):	334-373	333-353	298-328	357-397	379-399	307-349	337-457	308-428
Estimated depth of pump (ft):	373	334	328	393	-	345	440	405
Depth to water from top of well casing/seal (ft):								
12/17/87	366.77	318.83	320.75	373.98	388.84	-	-	-
7/1/88	369.67	321.23	324.32	379.11	395.50	332.41	-	-
11/6/88	372.64	334.83	-	383.14	400.16	337.17	-	-
1/17/89	373.27	-	-	385.93	-	340.81	-	-
4/17/89	-	-	-	-	-	-	-	-
3/1/90	-	-	-	-	†	-	-	-
5/11/90	-	-	-	-	†	-	404.80	374.10
6/25/90	-	-	-	-	†	-	406.55	376.60
7/12/90	-	-	-	-	†	-	406.95	375.92
8/15/90	-	-	-	-	†	-	408.03	377.02
9/4/90	-	-	-	-	†	-	408.38	377.35
10/8/90	-	-	-	-	†	-	409.64	378.56
10/15/90	-	-	-	-	†	-	410.00	378.95
11/8/90	-	-	-	-	†	-	410.70	379.60
12/3/90	-	-	-	-	†	-	411.25	380.40
12/10/90	-	-	-	-	†	-	411.55	380.50
1/10/91	-	-	-	-	†	-	412.85	381.59
2/5/91	-	-	-	-	†	-	413.58	382.35
3/8/91	-	-	-	-	†	-	414.62	384.26
4/1/91	-	-	-	-	†	-	415.65	384.25
5/1/91	-	-	-	-	†	-	416.26	384.65
6/4/91	-	-	-	-	†	-	417.35	385.67
7/3/91	-	-	-	-	†	-	418.30	386.95
8/1/91	-	-	-	-	†	-	419.11	392.79
9/6/91	-	-	-	-	†	-	420.16	388.80
10/7/91	-	-	-	-	†	-	421.01	389.89
11/6/91	-	-	-	-	†	-	421.69	390.06
12/2/91	-	-	-	-	†	-	422.90	392.13
1/2/92	-	-	-	-	†	-	423.40	392.83
2/4/92	-	-	-	-	†	-	424.88	394.15
3/12/92	-	-	-	-	†	-	425.49	394.62
7/17/92	-	-	-	-	†	341.79	428.64	396.60
8/27/92	-	-	-	-	†	342.07	429.74	397.56
9/23/92	-	-	-	-	†	342.52	430.37	398.12
10/13/92	-	-	-	-	†	342.93	430.74	398.33
11/3/92	-	-	-	-	†	343.60	434.60	398.82
12/11/92	-	-	-	-	†	343.01	432.05	399.32
1/8/93	-	-	-	-	†	344.34	432.54	399.53
2/16/93	-	-	-	-	†	344.95	434.48	400.28
3/19/93	-	-	-	-	†	341.47	433.78	400.10
4/12/93	366.74	-	-	-	†	337.04	434.11	399.86
5/11/93	364.37	-	-	-	†	336.10	434.60	432.50*
6/22/93	333.35	-	-	-	†	336.51	434.97	398.98
7/14/93	329.08	-	-	-	†	336.87	435.11	398.00
8/2/93	328.51	-	-	-	†	336.97	434.78	396.27
9/21/93	331.53	-	-	-	†	337.17	433.23	389.11
10/15/93	333.38	-	-	-	†	332.69	431.25	-
11/1/93	334.69	-	-	-	†	328.20	429.17	378.78
12/22/93	337.19	328.47	321.34	-	†	324.54	421.68	363.13
1/5/94	337.54	325.99	321.31	-	†	322.97	410.60	358.30
2/18/94	342.12	319.31	312.97	-	†	318.84	409.34	345.22
3/18/94	344.35	329.06	-	391.90	†	318.08	407.19	343.70
4/8/94	342.24	320.71	312.27	390.12	†	318.21	405.64	342.96
5/25/94	352.64	315.81	309.30	383.56	†	316.14	398.98	332.44
6/28/94	353.80	312.72	309.89	382.10	†	316.63	396.76	340.72
7/22/94	355.66	313.40	306.85	378.28	†	314.53	392.12	337.66
8/25/94	358.96	313.68	307.91	378.84	†	315.78	392.24	338.98
9/22/94	357.80	314.75	307.20	377.02	†	315.32	389.58	336.92
11/29/94	359.70	-	-	377.45	†	-	388.60	-
12/28,29/94	360.10	316.26	309.89	378.00	†	318.74	388.56	340.40
1/26/95	360.10	316.10	310.87	378.00	†	319.73	-	340.40
2/15-21/95	360.80	-	311.27	378.00	†	320.42	435.00*	340.85
3/10,22,23/95	361.20	332.92	311.76	378.40	†	320.82	388.05	338.80
4/14,21/95	361.70	317.72	312.09	378.50	†	320.03	387.97	341.80
5/16-18/95	361.15	316.10	311.40	378.20	†	320.72	387.94	339.00
6/29/95	362.33	319.24	320.16	379.47	†	322.24	388.25	344.71
7/20/95	358.05	320.37	316.11	-	†	-	-	345.45
7/27/95	-	-	-	379.75	†	324.15	388.30	-
7/31/95	352.15	-	-	378.20	†	-	388.30	-

TABLE 5-1A (CONT'D)
SITE MONITORING WELL INFORMATION
MID-VALLEY SANITARY LANDFILL

WELL INFORMATION	WELL NUMBER							
	F-1	F-2 (c)	F-2A (c)	F-3	F-4	F-5 (c)	F-6	F-7
Depth to water from top of well casing/seal (ft) (cont'd):								
8/1-3/95	-	320.98	316.11	-	†	324.15	-	345.45
9/1/95	-	322.97	318.58	380.70	†	327.03	389.00	349.60
10/2/95	-	322.95	319.42	380.37	†	328.40	384.85	345.31
11/9-20/95	338.54	322.04	318.30	378.87	†	327.87	387.51	341.75
12/19/95	339.75	-	-	376.53	†	-	385.98	338.80
1/8/96	341.30	318.66	314.92	374.89	†	323.29	384.77	336.91
2/9/96	343.21	316.79	311.52	371.37	†	320.12	382.31	333.19
2/29/96	346.40	325.62*	311.58	371.49	†	320.12	383.34	333.73
3/8/96	345.56	316.32	309.57	369.53	†	318.09	380.72	331.93
4/24/96	350.76	312.62	309.06	369.56	†	317.06	380.11	333.01
5/22/96	351.43	311.64	306.38	368.19	†	313.97	377.58	331.53
7/15/96	353.95	310.96	307.68	368.80	†	312.78	378.30	332.50
8/22/96	353.73	309.45	305.39	368.86	†	312.83	378.06	330.12
9/25/96	353.70	310.68	307.34	369.06	†	315.12	378.16	332.76
10/7/96	351.57	310.04	307.54	367.37	†	315.06	378.00	332.73
11/25/96	353.06	310.76	307.28	368.86	†	314.76	378.06	332.50
12/18/96	353.40	311.20	307.97	369.20	†	315.42	378.20	332.80
1/28/97	354.76	310.05	306.30	382.86	†	312.75	432.56	331.17
2/27/97	353.80	310.50	306.04	366.90	†	313.18	325.50	331.10
3/19/97	354.65	311.10	306.63	366.30	†	313.67	376.00	331.80
4/9/97	357.30	310.25	307.02	367.00	†	314.47	376.00	333.10
5/19/97	356.28	311.00	307.22	367.30	†	313.62	375.73	332.67
6/19/97	357.50	311.80	308.70	368.40	†	313.97	376.20	334.00
7/24/97	354.62	313.17	309.25	369.10	†	316.73	377.45	335.00
8/13/97	353.44	314.72	311.82	369.58	†	319.31	377.45	335.71
9/3/97	356.24	317.92	314.87	372.43	†	322.11	380.64	338.28
9/29/97	355.73	314.80	312.65	370.35	†	320.01	378.15	336.70
10/14/97	353.10	313.57	310.47	370.62	†	318.29	378.50	336.50
11/26/97	353.55	352.69*	309.64	370.81	†	316.75	378.41	336.71
12/22/97	354.53	312.95	309.40	370.02	†	317.35	378.91	335.42
1/9/98	353.65	312.61	310.72	371.15	†	316.78	378.10	335.32
2/16/98	356.58	313.04	307.91	370.18	†	315.68	378.14	335.03
3/27/98	350.58	312.27	308.71	372.08	†	315.82	378.92	339.58
4/6/98	354.91	310.48	306.02	372.35	†	313.65	379.85	333.70
5/28/98	355.84	310.94	306.06	370.04	†	313.93	378.65	335.74
6/30/98	352.86	309.31	304.42	370.83	†	312.07	378.44	335.62
7/6/98	352.91	310.38	305.44	370.91	†	312.11	379.65	335.88
8/28/98	352.11	312.59	309.22	375.11	†	316.66	379.96	337.51
9/29/98	347.20	311.57	308.96	372.36	†	317.65	381.25	338.38
10/7/98	342.62	313.11	308.85	372.50	†	317.55	380.12	336.67
11/10/98	341.13	309.61	309.79	373.86	†	314.79	379.80	336.02
12/19/98	339.01	306.91	306.44	374.57	†	314.72	378.64	335.14
1/6/99	339.36	304.92	302.79	368.41	†	313.54	379.14	334.59
2/26/99	342.00	297.05	299.04	361.50	†	308.81	372.37	322.54
3/29/99	341.96	300.54	298.59	367.72	†	308.90	374.61	324.33
4/28/99	346.86	295.31	293.59	358.89	†	304.35	368.66	319.90
5/28/99	348.79	292.54	292.14	356.45	†	302.43	366.86	319.10
6/17/99	350.14	293.20	292.02	356.15	†	301.94	366.55	319.10
7/15/99	352.58	292.81	292.32	355.99	†	301.92	366.02	319.49
8/31/99	355.15	293.40	293.07	356.33	†	302.06	365.41	320.53
9/28/99	356.41	295.32	294.10	356.97	†	303.16	365.65	321.61
10/11/99	356.96	297.15	294.11	357.24	†	303.25	365.46	320.89
11/30/99	359.40	298.24	296.09	358.12	†	304.90	366.65	323.54
12/23/99	359.00	296.63	294.75	355.89	†	303.78	366.13	323.10
1/27/00	-	300.61	297.89	362.85	†	309.60	370.63	328.48
2/29/00	358.67	301.26	298.26	361.52	†	309.82	369.12	327.22
3/31/00	359.13	300.16	297.89	360.85	†	308.78	370.11	327.88
4/19/00	-	303.74	301.56	363.72	†	311.08	370.69	330.02
5/17/00	-	303.76	301.50	361.82	†	311.89	370.11	333.06
6/26/00	-	303.21	301.58	361.80	†	311.74	370.31	332.86
7/27/00	-	313.47	307.95	365.01	†	325.53	372.23	335.78
8/25/00	-	314.15	310.68	364.96	†	325.26	372.41	334.89
9/29/00	-	314.37	311.72	365.05	†	325.35	372.18	335.74
10/3/00	-	314.68	312.87	364.95	†	325.14	372.05	335.70
11/28/00	-	314.43	314.11	365.45	†	326.51	371.90	335.22
12/21/00	-	317.30	315.39	368.07	†	327.11	373.22	335.78
1/22/01	-	-	319.08	370.90	†	328.66	373.25	345.30
3/6/01	-	321.57	321.63	372.16	†	329.78	373.71	347.70
4/18/01	-	324.16	323.35	373.65	†	328.86	374.25	349.05
5/25/01	-	325.05	323.35	-	†	328.27	-	351.83
6/29/01	-	325.61	323.85	375.30	†	329.73	375.80	352.62
7/23/01	-	327.90	-	376.72	†	330.94	377.19	352.65
8/23/01	-	328.80	-	376.45	†	332.53	376.92	353.05
9/17/01	-	329.20	-	376.00	†	332.63	377.41	353.30
10/17,22/01	-	331.30	-	380.66	†	332.73	380.37	357.50
11/21/01	-	330.79	-	382.84	†	333.60	383.38	357.65
12/21/01	-	331.66	-	383.37	†	334.35	384.02	359.11

TABLE 5-1A (CONT'D)
SITE MONITORING WELL INFORMATION
MID-VALLEY SANITARY LANDFILL

WELL INFORMATION	WELL NUMBER							
	F-1	F-2 (c)	F-2A (c)	F-3	F-4	F-5 (c)	F-6	F-7
Depth to water from top of well casing/seal (ft) (cont'd):								
1/10/02	-	-	-	385.84	†	334.66	387.08	360.28
2/25/02	-	-	-	389.10	†	336.27	391.06	361.60
3/29/02	-	-	-	389.40	†	335.59	391.56	362.00
4/18/02	-	-	-	391.10	†	337.53	393.25	363.13
5/23/02	-	-	-	391.87	†	337.48	394.52	364.46
6/28/02	-	-	-	-	†	337.50	395.55	365.00
7/2/02	-	-	-	-	†	337.87	-	366.20
8/29/02	-	-	-	-	†	338.01	399.82	367.87
9/20/02	-	-	-	-	†	338.17	399.82	368.10
10/21/02	-	-	-	-	†	338.04	400.69	369.41
11/11/02	-	-	-	386.06	†	338.00	400.70	370.02
12/31/02	-	-	-	-	†	-	401.23	368.94
1/10/03	-	-	-	-	†	-	403.21	371.95
2/25/03	-	-	-	-	†	-	405.38	372.23
3/4/03	-	-	-	-	†	-	405.38	372.28
4/7/03	-	-	-	-	†	-	407.20	374.60
5/23/03	-	-	-	-	†	-	407.21	374.81
6/4/03	-	-	-	-	†	-	407.22	374.92
7/11/03	-	-	-	-	†	-	409.90	376.02
8/28/03	-	-	-	-	†	-	407.52	375.06
9/17/03	-	-	-	-	†	-	409.08	377.08
10/22/03	-	-	-	-	†	-	412.99	379.68
11/11/03	-	-	-	-	†	-	415.77	381.23
12/16/03	-	-	-	-	†	-	417.23	382.62
1/26/04	-	-	-	-	†	-	415.77	384.47
2/26/04	-	-	-	-	†	-	416.38	383.66
3/31/04	-	-	-	-	†	-	417.00	384.35
4/12/04	-	-	-	-	†	-	416.85	384.52
5/27/04	-	-	-	-	†	-	418.98	385.96
6/28/04	-	-	-	-	†	-	419.95	388.12
7/16/04	-	-	-	-	†	-	417.18	388.61
8/24/04	-	-	-	-	†	-	421.14	389.02
9/15/04	-	-	-	-	†	-	421.72	389.10
10/6/04	-	-	-	-	†	-	423.08	389.98
11/29/04	-	-	-	-	†	335.46	422.40	392.27
12/17/04	-	-	-	-	†	335.70	422.15	393.89
1/10/05	-	-	-	-	†	335.21	421.97	393.26
2/18/05	-	-	-	-	†	334.40	423.49	394.12
3/28/05	-	-	-	-	†	333.78	425.94	397.38
4/21/05	-	-	-	-	†	327.06	424.89	393.34
7/12/05	-	-	-	-	†	334.45	425.33	395.24
10/24/05	-	-	-	-	†	335.82	421.73	386.90
1/12/06	-	-	-	-	†	331.82	412.13	371.10
4/6/06	-	-	-	-	†	331.52	411.89	370.79
7/18/06	-	-	-	-	†	331.53	411.91	370.75
10/10/06	345.96	323.84	318.15	387.01	†	325.40	396.34	350.55
1/8/07	345.90	319.97	314.84	383.12	†	325.01	392.29	353.76
4/28/07	353.54	315.17	310.21	377.47	†	320.82	387.61	339.23
7/2/07	357.93	316.05	310.86	376.90	†	320.62	386.40	340.75
10/2/07	-	318.19	313.98	378.38	†	325.78	386.50	343.48
1/9/08	-	322.58	318.17	381.23	†	331.66	388.49	348.10
4/9/08	-	326.65	-	384.13	†	-	390.88	353.77
6/30/08	-	332.87	-	387.01	†	-	393.16	355.52
10/3/08	-	-	-	-	†	-	396.11	359.76
1/8/09	-	330.89	-	-	†	-	399.25	363.93
4/20/09	-	-	-	-	†	-	402.40	366.65
7/7/09	-	-	-	-	†	-	404.50	368.27
10/6/09	-	-	-	-	†	-	406.33	369.22
1/6/10	-	-	-	-	†	-	408.66	371.74
4/7/10	-	-	-	-	†	-	410.75	374.47
7/14/10	-	-	-	-	†	-	412.25	375.60
10/19/10	-	-	-	-	†	-	414.11	377.25
1/10/11	-	-	-	-	†	-	414.31	378.64
4/5/11	-	-	-	-	†	-	417.10	379.04
7/13/11	-	-	-	-	†	-	417.60	377.91
10/13/11	-	-	-	-	†	-	416.61	373.30
1/10/12	344.04	335.85	-	-	†	338.22	412.90	360.69
5/14/12	354.11	324.41	319.92	-	†	327.95	404.60	350.03
8/14/12	358.66	321.99	316.69	-	†	326.11	400.91	350.45
11/12/12	-	312.47	316.75	-	†	329.13	399.94	352.70
2/6/13	-	322.88	321.36	-	†	331.24	400.35	355.96
5/13-14/13	-	329.36	-	-	†	333.43	401.31	358.62
8/19-20/13	-	331.65	-	-	†	335.65	403.51	362.42
11/12/13	-	330.79	-	-	†	334.54	407.09	367.83
2/13/14	-	331.20	-	-	†	334.83	408.42	369.52
5/6/14	-	330.84	-	-	†	334.01	410.91	373.01
8/7-11/14	-	334.28	-	-	†	339.26	413.66	376.18
11/18/14	-	-	-	-	†	342.54	416.62	379.66
2/9/15	-	-	-	-	†	344.73	418.89	382.32
05/4-6/15	-	-	-	-	†	344.88	421.22	386.51
Elevation of water surface (ft above msl):								
12/17/87	1293.14	1225.62	1223.39	1208.89	1229.75	-	-	-
7/1/88	1290.24	1223.22	1219.82	1203.76	1229.75	1211.25	-	-
11/6/88	1287.27	1209.62	-	1199.73	1218.43	1206.49	-	-
1/17/89	1286.64	-	-	1196.94	-	1202.85	-	-
4/17/89	-	-	-	-	-	-	-	-
3/1/90	-	-	-	-	†	-	-	-
5/11/90	-	-	-	-	†	-	1172.33	1192.27
6/25/90	-	-	-	-	†	-	1170.58	1189.77

TABLE 5-1A (CONT'D)
SITE MONITORING WELL INFORMATION
MID-VALLEY SANITARY LANDFILL

WELL INFORMATION	WELL NUMBER							
	F-1	F-2 (c)	F-2A (c)	F-3	F-4	F-5 (c)	F-6	F-7
Elevation of water surface (ft above msl) (cont'd):								
7/12/90	-	-	-	-	†	-	1170.18	1190.45
8/15/90	-	-	-	-	†	-	1169.10	1189.35
9/4/90	-	-	-	-	†	-	1168.75	1189.02
10/8/90	-	-	-	-	†	-	1167.49	1187.81
10/15/90	-	-	-	-	†	-	1167.13	1187.42
11/8/90	-	-	-	-	†	-	1166.43	1186.77
12/3/90	-	-	-	-	†	-	1165.88	1185.97
12/10/90	-	-	-	-	†	-	1165.58	1185.87
1/10/91	-	-	-	-	†	-	1164.28	1184.78
2/5/91	-	-	-	-	†	-	1163.55	1184.02
3/8/91	-	-	-	-	†	-	1162.51	1182.11
4/1/91	-	-	-	-	†	-	1161.48	1182.12
5/1/91	-	-	-	-	†	-	1160.87	1181.72
6/4/91	-	-	-	-	†	-	1159.78	1180.70
7/3/91	-	-	-	-	†	-	1158.83	1179.42
8/1/91	-	-	-	-	†	-	1158.02	1173.58
9/6/91	-	-	-	-	†	-	1156.97	1177.57
10/7/91	-	-	-	-	†	-	1156.12	1176.48
11/6/91	-	-	-	-	†	-	1155.44	1176.31
12/2/91	-	-	-	-	†	-	1154.23	1174.24
1/2/92	-	-	-	-	†	-	1153.73	1173.54
2/4/92	-	-	-	-	†	-	1152.25	1172.22
3/12/92	-	-	-	-	†	-	1151.64	1171.75
7/17/92	-	-	-	-	†	1201.87	1148.49	1169.77
8/27/92	-	-	-	-	†	1201.59	1147.39	1168.81
9/23/92	-	-	-	-	†	1201.14	1146.76	1168.25
10/13/92	-	-	-	-	†	1200.73	1146.39	1168.04
11/3/92	-	-	-	-	†	1200.06	1142.53	1167.55
12/11/92	-	-	-	-	†	1200.65	1145.08	1167.05
1/8/93	-	-	-	-	†	1199.32	1144.59	1166.84
2/16/93	-	-	-	-	†	1198.71	1142.65	1166.09
3/19/93	-	-	-	-	†	1202.19	1143.35	1166.27
4/12/93	1293.17	-	-	-	†	1206.62	1143.02	1166.51
5/11/93	1295.54	-	-	-	†	1207.56	1142.53	1133.87*
6/22/93	1326.56	-	-	-	†	1207.15	1142.16	1167.39
7/14/93	1330.83	-	-	-	†	1206.79	1142.02	1168.37
8/2/93	1331.40	-	-	-	†	1206.69	1142.35	1170.10
9/21/93	1328.38	-	-	-	†	1206.49	1143.90	1177.26
10/15/93	1326.53	-	-	-	†	1210.97	1145.88	-
11/1/93	1325.22	-	-	-	†	1215.46	1147.96	1187.59
12/22/93	1322.72	1215.98	1222.80	-	†	1219.12	1155.45	1203.24
1/5/94	1322.37	1218.46	1222.83	-	†	1220.69	1166.53	1208.07
2/18/94	1317.79	1225.14	1231.17	-	†	1224.82	1167.79	1221.15
3/18/94	1315.56	1215.39	-	1190.97	†	1225.58	1169.94	1222.67
4/8/94	1317.67	1223.74	1231.87	1192.75	†	1225.45	1171.49	1223.41
5/25/94	1307.27	1228.64	1234.84	1199.31	†	1227.52	1178.15	1233.93
6/28/94	1306.11	1231.73	1234.25	1200.77	†	1227.03	1180.37	1225.65
7/22/94	1304.25	1231.05	1237.29	1204.59	†	1229.13	1185.01	1228.71
8/25/94	1300.95	1230.77	1236.23	1204.03	†	1227.88	1184.89	1227.39
9/22/94	1302.11	1229.70	1236.94	1205.85	†	1228.34	1187.55	1229.45
11/29/94	1300.21	-	-	1205.42	†	-	1188.53	-
12/28,29/94	1299.81	1228.19	1234.25	1204.87	†	1224.92	1188.57	1225.97
1/26/95	1299.81	1228.35	1233.27	1204.87	†	1223.93	-	1225.97
2/15-21/95	1299.11	-	1232.87	1204.87	†	1223.24	1142.13*	1225.52
3/10,22,23/95	1298.71	1211.53	1232.38	1204.47	†	1222.84	1189.08	1227.57
4/14,21/95	1298.21	1226.73	1232.05	1204.37	†	1223.63	1189.16	1224.57
5/16-18/95	1298.76	1228.35	1232.74	1204.67	†	1222.94	1189.19	1227.37
6/29/95	1297.58	1225.21	1223.98	1203.40	†	1221.42	1188.88	1221.66
7/20/95	1301.86	1224.08	1228.03	-	†	-	-	1220.92
7/27/95	-	-	-	1203.12	†	1219.51	1188.83	-
7/31/95	1307.76	-	-	1204.67	†	-	1188.83	-
8/1-3/95	-	1223.47	1228.03	-	†	1219.51	-	1220.92
9/1/95	-	1221.48	1225.56	1202.17	†	1216.63	1188.13	1216.77
10/2/95	-	1221.50	1224.72	1202.50	†	1215.26	1192.28	1221.06
11/9-20/95	1321.37	1222.41	1225.84	1204.00	†	1215.79	1189.62	1224.62
12/19/95	1320.16	-	-	1206.34	†	-	1191.15	1227.57
1/8/96	1318.61	1225.79	1229.22	1207.98	†	1220.37	1192.36	1229.46
2/9/96	1316.70	1227.66	1232.62	1211.50	†	1223.54	1194.82	1233.18
2/29/96	1313.51	1218.83*	1232.56	1211.38	†	1223.54	1193.79	1232.64
3/8/96	1314.35	1228.13	1234.57	1213.34	†	1225.57	1196.41	1234.44
4/24/96	1309.15	1231.83	1235.08	1213.31	†	1226.60	1197.02	1233.36
5/22/96	1308.48	1232.81	1237.76	1214.68	†	1229.69	1199.55	1234.84
7/15/96	1305.96	1233.49	1236.46	1214.07	†	1230.88	1198.83	1233.87
8/22/96	1306.18	1235.00	1238.75	1214.01	†	1230.83	1199.07	1236.25
9/25/96	1306.21	1233.77	1236.80	1213.81	†	1228.54	1198.97	1233.61
10/7/96	1308.34	1234.41	1236.60	1215.50	†	1228.60	1199.13	1233.64
11/25/96	1306.85	1233.69	1236.86	1214.01	†	1228.90	1199.07	1233.87
12/18/96	1306.51	1233.25	1236.17	1213.67	†	1228.24	1198.93	1233.57
1/28/97	1305.15	1234.40	1237.84	1200.01	†	1230.91	1144.57	1235.20
2/27/97	1306.11	1233.95	1238.10	1215.97	†	1230.48	1251.63	1235.27
3/19/97	1305.26	1233.35	1237.51	1216.57	†	1229.99	1201.13	1234.57
4/9/97	1302.61	1234.20	1237.12	1215.87	†	1229.19	1201.13	1233.27

TABLE 5-1A (CONT'D)
SITE MONITORING WELL INFORMATION
MID-VALLEY SANITARY LANDFILL

WELL INFORMATION	WELL NUMBER							
	F-1	F-2 (c)	F-2A (c)	F-3	F-4	F-5 (c)	F-6	F-7
Elevation of water surface (ft above msl) (cont'd):								
5/19/97	1303.63	1233.45	1236.92	1215.57	†	1230.04	1201.40	1233.70
6/19/97	1302.41	1232.65	1235.44	1214.47	†	1229.69	1200.93	1232.37
7/24/97	1305.29	1231.28	1234.89	1213.77	†	1226.93	1199.68	1231.37
8/13/97	1306.47	1229.73	1232.32	1213.29	†	1224.35	1199.68	1230.66
9/3/97	1303.67	1226.53	1229.27	1210.44	†	1221.55	1196.49	1228.09
9/29/97	1304.18	1229.65	1231.49	1212.52	†	1223.65	1198.98	1229.67
10/14/97	1306.81	1230.88	1233.67	1212.25	†	1225.37	1198.63	1229.87
11/26/97	1306.36	1191.76*	1234.50	1212.06	†	1226.91	1198.72	1229.66
12/22/97	1305.38	1231.50	1234.74	1212.85	†	1226.31	1198.22	1230.95
1/9/98	1306.26	1231.84	1233.42	1211.72	†	1226.88	1199.03	1231.05
2/16/98	1303.33	1231.41	1236.23	1212.69	†	1227.98	1198.99	1231.34
3/27/98	1309.33	1232.18	1235.43	1210.79	†	1227.84	1198.21	1226.79
4/6/98	1305.00	1233.97	1238.12	1210.52	†	1230.01	1197.28	1232.67
5/28/98	1304.07	1233.51	1238.08	1212.83	†	1229.73	1198.48	1230.63
6/30/98	1307.05	1235.14	1239.72	1212.04	†	1231.59	1198.69	1230.75
7/6/98	1307.00	1234.07	1238.70	1211.96	†	1231.55	1197.48	1230.49
8/28/98	1307.80	1231.86	1234.92	1207.76	†	1227.00	1197.17	1228.86
9/29/98	1312.71	1232.88	1235.18	1210.51	†	1226.01	1195.88	1227.99
10/7/98	1317.29	1231.34	1235.29	1210.37	†	1226.11	1197.01	1229.70
11/10/98	1318.78	1234.84	1234.35	1209.01	†	1228.87	1197.33	1230.35
12/19/98	1320.90	1237.54	1237.70	1208.30	†	1228.94	1198.49	1231.23
1/6/99	1320.55	1239.53	1241.35	1214.46	†	1230.12	1197.99	1231.78
2/26/99	1317.91	1247.40	1245.10	1221.37	†	1234.85	1204.76	1243.83
3/29/99	1317.95	1243.91	1245.55	1215.15	†	1234.76	1202.52	1242.04
4/28/99	1313.05	1249.14	1250.55	1223.98	†	1239.31	1208.47	1246.47
5/28/99	1311.12	1251.91	1252.00	1226.42	†	1241.23	1210.27	1247.27
6/17/99	1309.77	1251.25	1252.12	1226.72	†	1241.72	1210.58	1247.27
7/15/99	1307.33	1251.64	1251.82	1226.88	†	1241.74	1211.11	1246.88
8/31/99	1304.76	1251.05	1251.07	1226.54	†	1241.60	1211.72	1245.84
9/28/99	1303.50	1249.13	1250.04	1225.90	†	1240.50	1211.48	1244.76
10/11/99	1302.95	1247.30	1250.03	1225.63	†	1240.41	1211.67	1245.48
11/30/99	1300.51	1246.21	1248.05	1224.75	†	1238.76	1210.48	1242.83
12/23/99	1300.91	1247.82	1249.39	1226.98	†	1239.88	1211.00	1243.27
1/27/00	-	1243.84	1246.25	1220.02	†	1234.06	1206.50	1237.89
2/29/00	1301.24	1243.19	1245.88	1221.35	†	1233.84	1208.01	1239.15
3/31/00	1300.78	1244.29	1246.25	1222.02	†	1234.88	1207.02	1238.49
4/19/00	-	1240.71	1242.58	1219.15	†	1232.58	1206.44	1236.35
5/17/00	-	1240.69	1242.64	1221.05	†	1231.77	1207.02	1233.31
6/26/00	-	1241.24	1242.56	1221.07	†	1231.92	1206.82	1233.51
7/27/00	-	1230.98	1236.19	1217.86	†	1218.13	1204.90	1230.59
8/25/00	-	1230.30	1233.46	1217.91	†	1218.40	1204.72	1231.48
9/29/00	-	1230.08	1232.42	1217.82	†	1218.31	1204.95	1230.63
10/3/00	-	1229.77	1231.27	1217.92	†	1218.52	1205.08	1230.67
11/28/00	-	1230.02	1230.03	1217.42	†	1217.15	1205.23	1231.15
12/21/00	-	1227.15	1228.75	1214.80	†	1216.56	1203.91	1230.59
1/22/01	-	-	1225.06	1211.97	†	1215.00	1203.88	1221.07
3/6/01	-	1222.88	1222.51	1210.71	†	1213.88	1203.42	1218.67
4/18/01	-	1220.29	1220.79	1209.22	†	1214.80	1202.88	1217.32
5/25/01	-	1219.40	1220.79	-	†	1215.39	-	1214.54
6/29/01	-	1218.84	1220.29	1207.57	†	1213.93	1201.33	1213.75
7/23/01	-	1216.55	-	1206.15	†	1212.72	1199.94	1213.72
8/23/01	-	1215.65	-	1206.42	†	1211.13	1200.21	1213.32
9/17/01	-	1215.25	-	1206.87	†	1211.03	1199.72	1213.07
10/17,22/01	-	1213.15	-	1202.21	†	1210.93	1196.76	1208.87
11/21/01	-	1213.66	-	1200.03	†	1210.06	1193.75	1208.72
12/21/01	-	1212.79	-	1199.50	†	1209.31	1193.11	1207.26
1/10/02	-	-	-	1197.03	†	1209.00	1190.05	1206.09
2/25/02	-	-	-	1193.77	†	1207.39	1186.07	1204.77
3/29/02	-	-	-	1193.47	†	1208.07	1185.57	1204.37
4/18/02	-	-	-	1191.77	†	1206.13	1183.88	1203.24
5/23/02	-	-	-	1191.00	†	1206.18	1182.61	1201.91
6/28/02	-	-	-	-	†	1206.16	1181.58	1201.37
7/2/02	-	-	-	-	†	1205.79	-	1200.17
8/29/02	-	-	-	-	†	1205.65	1177.31	1198.50
9/20/02	-	-	-	-	†	1205.49	1177.31	1198.27
10/21/02	-	-	-	-	†	1205.62	1176.44	1196.96
11/11/02	-	-	-	-	†	1205.66	1176.43	1196.35
12/31/02	-	-	-	-	†	-	1175.90	1197.43
1/10/03	-	-	-	-	†	-	1173.92	1194.42
2/25/03	-	-	-	-	†	-	1171.75	1194.14
3/4/03	-	-	-	-	†	-	1171.75	1194.09
4/7/03	-	-	-	-	†	-	1169.93	1191.77
5/23/03	-	-	-	-	†	-	1169.92	1191.56
6/4/03	-	-	-	-	†	-	1169.91	1191.45
7/11/03	-	-	-	-	†	-	1167.23	1190.35
8/28/03	-	-	-	-	†	-	1169.61	1191.31
9/17/03	-	-	-	-	†	-	1168.05	1189.29
10/22/03	-	-	-	-	†	-	1164.14	1186.69
11/11/03	-	-	-	-	†	-	1161.36	1185.14
12/16/03	-	-	-	-	†	-	1159.90	1183.75
1/26/04	-	-	-	-	†	-	1161.36	1181.90
2/26/04	-	-	-	-	†	-	1160.75	1182.71

TABLE 5-1A (CONT'D)
SITE MONITORING WELL INFORMATION
MID-VALLEY SANITARY LANDFILL

WELL INFORMATION	WELL NUMBER							
	F-1	F-2 (c)	F-2A (c)	F-3	F-4	F-5 (c)	F-6	F-7
Elevation of water surface (ft above msl) (cont'd):								
3/31/04	-	-	-	-	†	-	1160.13	1182.02
4/12/04	-	-	-	-	†	-	1160.28	1181.85
5/27/04	-	-	-	-	†	-	1158.15	1180.41
6/28/04	-	-	-	-	†	-	1157.18	1178.25
7/16/04	-	-	-	-	†	-	1159.95	1177.76
8/24/04	-	-	-	-	†	-	1155.99	1177.35
9/15/04	-	-	-	-	†	-	1155.41	1177.27
10/6/04	-	-	-	-	†	-	1154.05	1176.39
11/29/04	-	-	-	-	†	1208.20	1154.73	1174.10
12/17/04	-	-	-	-	†	1207.96	1154.98	1172.48
1/10/05	-	-	-	-	†	1208.45	1155.16	1173.11
2/18/05	-	-	-	-	†	1209.26	1153.64	1172.25
3/28/05	-	-	-	-	†	1209.88	1151.19	1168.99
4/21/05	-	-	-	-	†	1216.60	1152.24	1173.03
7/12/05	-	-	-	-	†	1209.21	1151.80	1171.13
10/24/05	-	-	-	-	†	1207.84	1155.40	1179.47
1/12/06	-	-	-	-	†	1211.84	1165.00	1195.27
4/6/06	-	-	-	-	†	1212.14	1165.24	1195.58
7/18/06	-	-	-	-	†	1212.13	1165.22	1195.62
10/10/06	1313.95	1220.61	1225.99	1195.86	†	1218.26	1180.79	1215.82
1/8/07	1314.01	1224.48	1229.30	1199.75	†	1218.65	1184.84	1212.61
4/28/07	1306.37	1229.28	1233.93	1205.40	†	1222.84	1189.52	1227.14
7/2/07	1301.98	1228.40	1233.28	1205.97	†	1223.04	1190.73	1225.62
10/2/07	-	1226.26	1230.16	1204.49	†	1217.88	1190.63	1222.89
1/9/08	-	1221.87	1225.97	1201.64	†	1212.00	1188.64	1218.27
4/9/08	-	1217.80	-	1198.74	†	-	1186.25	1212.60
6/30/08	-	1211.58	-	1195.86	†	-	1183.97	1210.85
10/3/08	-	-	-	-	†	-	1181.02	1206.61
1/8/09	-	1213.56	-	-	†	-	1177.88	1202.44
4/20/09	-	-	-	-	†	-	1174.73	1199.72
7/7/09	-	-	-	-	†	-	1172.63	1198.10
10/6/09	-	-	-	-	†	-	1170.80	1197.15
1/6/10	-	-	-	-	†	-	1168.47	1194.63
4/7/10	-	-	-	-	†	-	1166.38	1191.90
7/14/10	-	-	-	-	†	-	1164.88	1190.77
10/19/10	-	-	-	-	†	-	1163.02	1189.12
1/10/11	-	-	-	-	†	-	1162.82	1187.73
4/5/11	-	-	-	-	†	-	1160.03	1187.33
7/13/11	-	-	-	-	†	-	1159.53	1188.46
10/13/11	-	-	-	-	†	-	1160.52	1193.07
1/10/12	1315.87	1208.60	-	-	†	1205.44	1164.23	1205.68
5/14/12	1305.80	1220.04	1224.22	-	†	1215.71	1172.53	1216.34
8/14/12	1301.25	1222.46	1227.45	-	†	1217.55	1176.22	1215.92
11/12/12	-	1231.98	1227.39	-	†	1214.53	1177.19	1213.67
2/6/13	-	1221.57	1222.78	-	†	1212.42	1176.78	1210.41
5/13-14/13	-	1215.09	-	-	†	1210.23	1175.82	1207.75
8/19-20/13	-	1212.80	-	-	†	1208.01	1173.62	1203.95
11/12/13	-	1213.66	-	-	†	1209.12	1170.04	1198.54
2/13/14	-	1213.25	-	-	†	1208.83	1168.71	1196.85
5/6/14	-	1213.61	-	-	†	1209.65	1166.22	1193.36
8/7-11/14	-	1210.17	-	-	†	1204.40	1163.47	1190.19
11/18/14	-	-	-	-	†	1201.12	1160.51	1186.71
2/9/15	-	-	-	-	†	1198.93	1158.24	1184.05
05/4-6/15	-	-	-	-	†	1198.78	1155.91	1179.86

TABLE 5-1B
SITE MONITORING WELL INFORMATION
MID-VALLEY SANITARY LANDFILL

WELL INFORMATION	WELL NUMBER						
	F-8	**F-9 (c)**	**F-10**	**F-11 (c)**	**F-14 (c)**	**F-15 (c)**	**F-16 (c,r)**
Date well completed:	03/27/90	02/24/94	02/04/94	02/28/94	11/30/95	08/06/96	01/22/96
Coordinates of well:							
Northing(a)	1874845.26	1872992.73	1874975.86	1877622.95	1872567.25	1872977.67	1872574.93
Easting(a)	6733642.75	6734926.38	6735742.75	6735027.10	673539625	6733684.34	6735037.46
Current elevation of well (after 6/97) (ft above msl):							
Top of well monument	1593.20	-	-	-	1534.40	1548.31	1551.99
Ground surface	1590.78	1543.01	1586.03	1656.93	1531.20	1546.81	-
Top of well casing/seal	1592.53	1545.71	1588.63	1659.85	1533.93	1547.59	1551.04
Original elevation of well (ft above msl):							
Top of well monument	1593.20	-	-	-	1534.40	1546.62	1536.60
Ground surface	1590.78	1543.01	1586.03	1656.93	1531.20	1543.61	1533.35
Top of well casing/seal	1592.53	1545.71	1588.63	1659.85	1533.93	1546.64	1536.14
Original total depth of well at installation (ft):	432.0	442.0	412.0	432.0	390.0	323.0	364.4
Original depth of screened interval (ft):	312-432	394-434	366-406	386-426	380-390	290-320	354.4-364.4
Estimated depth of pump (ft):	415	425	406	426	385	318	359
Depth to water from top of well casing/seal (ft):							
5/25/94	324.15	336.53	369.12	369.56	-	-	-
6/28/94	333.90	333.95	367.40	388.72	-	-	-
7/22/94	332.26	333.09	366.52	390.46	-	-	-
8/25/94	334.02	333.97	367.78	392.82	-	-	-
9/22/94	333.72	332.55	366.70	392.80	-	-	-
11/29/94	-	-	368.45	396.54	-	-	-
12/28,29/94	-	333.54	369.90	397.59	-	-	-
1/26/95	338.00	333.85	369.60	398.83	-	-	-
2/15-21/95	-	334.05	370.00	399.73	-	-	-
3/10,22,23/95	339.00	334.00	370.35	400.33	-	-	-
4/14,21/95	340.15	334.47	370.75	401.58	-	-	-
5/16-18/95	338.00	334.06	370.00	400.08	-	-	-
6/29/95	340.63	337.03	372.47	404.37	-	-	-
7/20/95	-	332.50	370.43	404.63	-	-	-
7/27/95	339.50	-	-	-	-	-	-
7/31/95	-	-	-	403.51	-	-	-
8/1-3/95	339.50	332.50	370.43	-	-	-	-
9/1/95	345.50	338.84	373.90	399.13	-	-	-
10/2/95	342.48	338.53	373.01	394.80	-	-	-
11/9-20/95	337.45	337.76	369.70	389.73	-	-	-
12/19/95	333.75	334.26	365.66	385.99	-	-	-
1/8/96	332.28	332.66	363.63	384.71	-	-	-
2/9/96	329.49	331.32	360.55	382.85	325.29	-	325.82
2/29/96	330.77	331.00	360.81	384.05	329.13	-	326.68
3/8/96	329.01	327.20	359.13	382.06	327.17	-	324.69
4/24/96	330.91	329.17	359.26	384.90	325.27	-	324.32
5/22/96	329.35	328.37	357.55	385.66	324.50	-	323.70
7/15/96	332.00	327.37	357.90	388.30	323.26	-	320.94
8/22/96	332.06	325.36	359.86	389.70	322.78	-	320.57
9/25/96	332.31	327.42	360.31	389.80	324.47	-	322.20
10/7/96	330.75	327.35	358.40	387.81	324.46	302.33	320.90
11/25/96	332.00	327.21	360.16	389.55	324.16	302.99	322.00
12/18/96	-	327.95	360.50	389.35	324.96	303.83	322.84
1/28/97	418.03	325.63	399.38	419.97	323.06	303.23	320.74
2/27/97	331.20	325.76	358.43	388.79	322.52	302.63	320.09
3/19/97	332.10	326.31	359.00	389.39	323.07	303.23	320.44
4/9/97	334.50	327.04	359.30	392.29	322.17	303.85	321.34
5/19/97	333.98	326.82	359.51	391.79	323.19	304.59	-
6/19/97	336.60	327.45	360.40	391.89	324.06	305.53	337.18**
7/24/97	336.90	327.97	361.43	394.44	324.76	307.37	336.90
8/13/97	336.12	330.20	362.39	393.50	325.50	307.02	338.13
9/3/97	339.36	331.46	365.26	396.90	328.22	310.21	-
9/29/97	337.10	330.40	362.70	395.91	325.81	307.16	337.12
10/14/97	336.76	329.05	361.44	393.77	325.08	306.52	337.88
11/26/97	335.83	330.14	361.84	393.41	325.30	305.66	337.46
12/22/97	335.40	329.87	362.00	393.67	323.89	305.57	337.20
1/9/98	336.17	330.84	361.90	394.36	329.02	306.84	336.92
2/16/98	335.46	328.24	362.29	394.98	324.42	303.81	337.07
3/27/98	337.00	328.64	364.01	400.93	325.06	304.63	337.81
4/6/98	334.57	328.27	362.58	396.43	323.36	302.58	336.03
5/28/98	337.83	328.77	363.32	397.14	323.75	302.97	336.37
6/30/98	332.98	327.74	364.21	395.65	322.01	302.73	336.28
7/6/98	332.89	327.84	364.40	395.71	322.11	302.64	336.34
8/28/98	340.35	330.79	365.34	399.86	324.92	305.33	337.70
9/29/98	341.28	331.71	365.30	397.17	325.86	306.60	338.67
10/7/98	337.43	329.18	364.86	396.04	329.72	305.28	337.28
11/10/98	334.10	329.00	363.96	394.94	320.38	300.05	332.76
12/19/98	334.02	322.94	363.92	394.75	320.17	299.97	332.37
1/6/99	335.39	321.43	356.38	383.69	319.09	298.03	331.09
2/26/99	319.65**	319.02	350.91	418.15**	314.61	292.04	326.53
3/29/99	332.05	319.52	351.09	396.77	315.42	294.89	328.59
4/28/99	318.23	313.29	347.77	378.56	311.09	288.23	323.44
5/28/99	318.78	313.33	346.83	378.78	310.13	287.03	322.18
6/17/99	319.22	312.78	346.75	379.44	309.74	287.03	321.90
7/15/99	320.50	315.07	347.19	381.06	309.78	288.01	322.26
8/31/99	322.53	312.97	348.06	383.21	309.67	288.40	321.90

TABLE 5-1B (CONT'D)
SITE MONITORING WELL INFORMATION
MID-VALLEY SANITARY LANDFILL

WELL INFORMATION	WELL NUMBER						
	F-8	F-9 (c)	F-10	F-11 (c)	F-14 (c)	F-15 (c)	F-16 (c,r)
Depth to water from top of well casing/seal (ft) (cont'd):							
9/28/99	324.15	315.45	349.01	385.92	310.19	289.06	322.79
10/11/99	324.19	313.63	349.75	384.91	310.69	290.28	323.04
11/30/99	327.43	315.77	351.44	389.18	312.08	292.30	324.69
12/23/99	325.66	315.29	352.79	386.65	311.61	289.82	323.28
1/27/00	329.05	322.38	356.60	392.49	313.89	294.41	326.45
2/29/00	330.72	318.27	355.46	392.84	314.50	295.25	327.09
3/31/00	328.94	317.56	354.99	392.56	313.53	294.72	324.88
4/19/00	333.60	323.83	357.90	398.21	316.37	297.25	329.25
5/17/00	334.10	323.76	357.10	398.94	316.37	297.94	329.29
6/26/00	333.96	323.82	356.90	399.04	316.41	298.50	329.65
7/27/00	334.06	325.96	362.36	399.35	321.22	303.44	334.48
8/25/00	336.68	330.11	362.43	401.69	322.60	305.56	335.81
9/29/00	337.84	332.74	362.24	405.76	323.75	307.71	338.47
10/3/00	343.77	333.99	362.21	407.36	325.68	308.69	338.90
11/28/00	344.94	334.93	362.88	405.92	326.11	307.98	340.24
12/21/00	346.35	336.59	363.17	406.70	325.75	310.45	340.90
1/22/01	349.32	336.05	369.65	413.02	329.98	315.81	342.59
3/6/01	351.58	342.12	371.31	414.95	329.98	-	345.89
4/18/01	353.75	338.25	372.93	416.78	330.44	-	345.89
5/25/01	356.05	344.34	374.28	418.22	333.96	-	346.42
6/29/01	358.24	344.81	373.96	419.06	335.47	-	346.86
7/23/01	358.04	346.33	376.35	420.32	335.59	-	351.53
8/23/01	358.64	346.73	376.35	421.84	335.71	-	349.20
9/17/01	358.92	347.19	376.35	421.81	336.32	-	350.63
10/17,22/01	360.50	349.53	379.90	423.66	338.04	-	-
11/21/01	362.40	349.83	380.99	424.89	338.83	-	-
12/21/01	364.22	351.69	382.30	425.95	339.36	-	-
1/10/02	364.23	349.68	383.92	426.72	340.45	-	-
2/25/02	366.41	354.23	386.87	-	342.23	-	-
3/29/02	367.08	354.74	387.12	-	342.72	-	-
4/18/02	367.33	355.42	388.51	-	344.04	-	-
5/23/02	368.22	354.78	389.72	-	345.50	-	-
6/28/02	368.19	354.85	390.72	-	346.69	-	-
7/2/02	369.20	356.78	390.72	-	346.97	-	-
8/29/02	371.30	360.29	393.21	-	348.98	-	-
9/20/02	371.30	360.83	393.80	-	349.75	-	-
10/21/02	372.82	361.83	394.91	-	350.57	-	-
11/11/02	373.05	362.66	394.67	-	350.63	-	-
12/31/02	375.86	363.24	395.72	-	350.73	-	-
1/10/03	375.23	362.57	397.61	-	353.14	-	-
2/25/03	376.70	365.43	399.28	-	353.61	-	-
3/4/03	376.73	365.51	399.20	-	-	-	-
4/7/03	378.20	365.41	400.81	-	-	-	-
5/23/03	378.54	365.84	400.80	-	-	-	-
6/4/03	378.62	366.04	400.82	-	-	-	-
7/11/03	380.77	367.16	403.87	-	-	-	-
8/28/03	378.71	366.09	400.84	-	-	-	-
9/17/03	380.92	369.66	401.28	-	-	-	-
10/22/03	384.03	368.84	406.81	-	-	-	-
11/11/03	383.99	371.96	-	-	-	-	-
12/16/03	384.54	372.81	-	-	-	-	-
1/26/04	386.95	372.78	407.02	-	-	-	-
2/26/04	388.03	374.80	-	-	-	-	-
3/31/04	386.00	375.56	-	-	-	-	-
4/12/04	388.00	374.93	-	-	-	-	-
5/27/04	390.51	374.01	-	-	-	-	-
6/28/04	391.80	377.57	-	-	-	-	-
7/16/04	392.09	376.86	-	-	-	-	-
8/24/04	392.23	379.80	-	-	-	-	-
9/15/04	392.46	379.87	-	-	-	-	-
10/6/04	392.58	380.07	-	-	-	-	-
11/29/04	394.44	382.25	-	-	-	-	-
12/17/04	394.92	382.53	-	-	-	-	-
1/10/05	395.21	382.16	-	-	-	-	-
2/18/05	395.52	381.64	-	-	-	-	-
3/28/05	417.91	384.98	-	-	-	-	-
4/21/05	395.92	383.45	-	-	-	-	-
7/12/05	394.67	382.41	-	-	-	-	-
10/24/05	374.66	377.67	-	-	-	-	-
1/12/06	333.76	365.76	394.10	-	†	-	†
4/6/06	332.85	363.89	393.96	-	†	-	†
7/18/06	333.20	364.03	394.01	-	†	-	†
10/10/06	332.94	344.02	375.50	398.04	†	-	†
1/8/07	336.10	337.76	370.02	391.78	†	308.87	†
4/28/07	335.09	333.66	364.96	391.83	†	304.15	†
7/2/07	338.16	334.23	365.72	395.45	†	305.53	†
8/16/07	342.51	336.31	369.42	400.85	†	310.61	†
1/9/08	346.89	340.57	372.85	407.03	†	312.62	†
4/9/08	352.20	344.03	376.20	412.22	†	310.78	†
6/30/08	355.55	347.05	379.56	416.97	†	-	†
10/3/08	359.70	354.13	383.49	421.72	†	-	†

TABLE 5-1B (CONT'D)
SITE MONITORING WELL INFORMATION
MID-VALLEY SANITARY LANDFILL

WELL INFORMATION	WELL NUMBER						
	F-8	F-9 (c)	F-10	F-11 (c)	F-14 (c)	F-15 (c)	F-16 (c,r)
Depth to water from top of well casing/seal (ft) (cont'd):							
1/8/09	364.09	358.16	387.62	425.51	†	-	†
4/20/09	366.85	357.10	390.35	426.35	†	-	†
7/7/09	360.17	358.84	393.18	-	†	-	†
10/6/09	370.10	361.58	394.29	-	†	-	†
1/6/10	372.65	364.10	396.80	-	†	-	†
4/7/10	375.11	366.57	399.37	-	†	-	†
7/14/10	376.75	367.01	400.94	-	†	-	†
10/19/10	378.60	367.40	402.78	-	†	-	†
1/10/11	380.17	368.95	404.42	-	†	-	†
4/5/11	379.81	368.64	404.16	-	†	-	†
7/13/11	377.76	366.75	403.63	-	†	-	†
10/13/11	366.51	366.85	401.18	-	†	-	†
1/10/12	350.41	355.19	391.67	408.54	†	-	†
5/14/12	344.40	345.55	379.08	404.83	†	317.07	†
8/14/12	346.60	347.80	378.14	407.49	†	315.61	†
11/12/12	349.61	346.35	379.52	411.85	†	316.98	†
2/6/13	353.78	350.93	381.45	415.80	†	321.38	†
5/13-14/13	357.95	351.11	384.40	420.07	†	-	†
8/19-20/13	361.24	355.67	387.92	424.50	†	-	†
11/12/13	366.81	361.22	391.03	-	†	-	†
2/13/14	369.97	363.73	394.69	-	†	-	†
5/6/14	374.65	366.17	398.28	-	†	-	†
8/7-11/14	378.41	367.17	401.68	-	†	-	†
11/18/14	382.71	370.00	404.96	-	†	-	†
2/9/15	385.81	371.76	407.03	-	†	-	†
05/4-6/15	389.53	376.90	-	-	†	-	†
Elevation of water surface (ft above msl):							
5/25/94	1268.38	1209.18	1219.51	1290.29	-	-	-
6/28/94	1258.63	1211.76	1221.23	1271.13	-	-	-
7/22/94	1260.27	1212.62	1222.11	1269.39	-	-	-
8/25/94	1258.51	1211.74	1220.85	1267.03	-	-	-
9/22/94	1258.81	1213.16	1221.93	1267.05	-	-	-
11/29/94	-	-	1220.18	1263.31	-	-	-
12/28,29/94	-	1212.17	1218.73	1262.26	-	-	-
1/26/95	1254.53	1211.86	1219.03	1261.02	-	-	-
2/15-21/95	-	1211.66	1218.63	1260.12	-	-	-
3/10,22,23/95	1253.53	1211.71	1218.28	1259.52	-	-	-
4/14,21/95	1252.38	1211.24	1217.88	1258.27	-	-	-
5/16-18/95	1254.53	1211.65	1218.63	1259.77	-	-	-
6/29/95	1251.90	1208.68	1216.16	1255.48	-	-	-
7/20/95	-	1213.21	1218.20	1255.22	-	-	-
7/27/95	1253.03	-	-	-	-	-	-
7/31/95	-	-	-	1256.34	-	-	-
8/1-3/95	1253.03	1213.21	1218.20	-	-	-	-
9/1/95	1247.03	1206.87	1214.73	1260.72	-	-	-
10/2/95	1250.05	1207.18	1215.62	1265.05	-	-	-
11/9-20/95	1255.08	1207.95	1218.93	1270.12	-	-	-
12/19/95	1258.78	1211.45	1222.97	1273.86	-	-	-
1/8/96	1260.25	1213.05	1225.00	1275.14	-	-	-
2/9/96	1263.04	1214.39	1228.08	1277.00	1208.64	-	1210.32
2/29/96	1261.76	1214.71	1227.82	1275.80	1204.80	-	1209.46
3/8/96	1263.52	1218.51	1229.50	1277.79	1206.76	-	1211.45
4/24/96	1261.62	1216.54	1229.37	1274.95	1208.66	-	1211.82
5/22/96	1263.18	1217.34	1231.08	1274.19	1209.43	-	1212.44
7/15/96		1218.34	1230.73	1271.55	1210.67	-	1215.20
8/22/96	1260.47	1220.35	1228.77	1270.15	1211.15	-	1215.57
9/25/96	1260.22	1218.29	1228.32	1270.05	1209.46	-	1213.94
10/7/96	1261.78	1218.36	1230.23	1272.04	1209.47	1244.31	1215.24
11/25/96	1260.53	1218.50	1228.47	1270.30	1209.77	1243.65	1214.14
12/18/96	-	1217.76	1228.13	1270.50	1208.97	1242.81	1213.30
1/28/97	1174.50	1220.08	1189.25	1239.88	1210.87	1243.41	1215.40
2/27/97	1261.33	1219.95	1230.20	1271.06	1211.41	1244.01	1216.05
3/19/97	1260.43	1219.40	1229.63	1270.46	1210.86	1243.41	1215.70
4/9/97	1258.03	1218.67	1229.33	1267.56	1211.76	1242.79	1214.80
5/19/97	1258.55	1218.89	1229.12	1268.06	1210.74	1242.05	-
6/19/97	1255.93	1218.26	1228.23	1267.96	1209.87	1241.11	1213.86**
7/24/97	1255.63	1217.74	1227.20	1265.41	1209.17	1239.27	1214.14
8/13/97	1256.41	1215.51	1226.24	1266.35	1208.43	1239.62	1212.91
9/3/97	1253.17	1214.25	1223.37	1262.95	1205.71	1236.43	-
9/29/97	1255.43	1215.31	1225.93	1263.94	1208.12	1239.48	1213.92
10/14/97	1255.77	1216.66	1227.19	1266.08	1208.85	1240.12	1213.16
11/26/97	1256.70	1215.57	1226.79	1266.44	1208.63	1240.98	1213.58
6/30/98	1257.13	1215.84	1226.63	1266.18	1210.04	1241.07	1213.84
1/9/98	1256.36	1214.87	1226.73	1265.49	1204.91	1239.80	1214.12
1/10/98	1257.07	1217.47	1226.34	1264.87	1209.51	1242.83	1213.97
2/16/98	1257.07	1217.47	1226.34	1264.87	1209.51	1242.83	1213.97
3/27/98	1255.53	1217.07	1224.62	1258.92	1208.87	1242.01	1213.23
4/6/98	1257.96	1217.44	1226.05	1263.42	1210.57	1244.06	1215.01
5/28/98	1254.70	1216.94	1225.31	1262.71	1210.18	1243.67	1214.67
6/30/98	1259.55	1217.97	1224.42	1264.20	1211.92	1243.91	1214.76
7/6/98	1259.64	1217.87	1224.23	1264.14	1211.82	1244.00	1214.70
8/28/98	1252.18	1214.92	1223.29	1259.99	1209.01	1241.31	1213.34
9/29/98	1251.25	1214.00	1223.33	1262.68	1208.07	1240.04	1212.37
10/7/98	1255.10	1216.53	1223.77	1263.81	1204.21	1241.36	1213.76
11/10/98	1258.43	1216.71	1224.67	1264.91	1213.55	1246.59	1218.28
12/19/98	1258.51	1222.77	1224.71	1265.10	1213.76	1246.67	1218.67

TABLE 5-1B (CONT'D)
SITE MONITORING WELL INFORMATION
MID-VALLEY SANITARY LANDFILL

WELL INFORMATION	WELL NUMBER						
	F-8	F-9 (c)	F-10	F-11 (c)	F-14 (c)	F-15 (c)	F-16 (c,r)
Elevation of water surface (ft above msl) (cont'd):							
1/6/99	1257.14	1224.28	1232.25	1276.16	1214.84	1248.61	1219.95
2/26/99	1272.88**	1226.69	1237.72	1241.77**	1219.32	1254.60	1224.51
3/29/99	1260.48	1226.19	1237.54	1263.08	1218.51	1251.75	1222.45
4/28/99	1274.30	1232.42	1240.86	1281.29	1222.84	1258.41	1227.60
5/28/99	1273.75	1232.38	1241.80	1281.07	1223.80	1259.61	1228.86
6/17/99	1273.31	1232.93	1241.88	1280.41	1224.19	1259.61	1229.14
7/15/99	1272.03	1230.64	1241.44	1278.79	1224.15	1258.64	1228.78
8/31/99	1270.00	1232.74	1240.57	1276.64	1224.26	1258.24	1229.14
9/28/99	1268.38	1230.26	1239.62	1273.93	1223.74	1257.58	1228.25
10/11/99	1268.34	1232.08	1238.88	1274.94	1223.24	1256.36	1228.00
11/30/99	1265.10	1229.94	1237.19	1270.67	1221.85	1254.34	1226.35
12/23/99	1266.87	1230.42	1235.84	1273.21	1222.32	1256.82	1227.76
1/27/00	1263.48	1270.15	1235.93	1200.04	1278.64	1252.23	1266.08
2/29/00	1261.81	1274.26	1237.07	1199.69	1278.03	1251.39	1265.44
3/31/00	1263.59	1274.97	1237.54	1199.97	1279.00	1251.92	1267.65
4/19/00	1258.93	1268.70	1234.63	1194.32	1276.16	1249.39	1263.28
5/17/00	1258.43	1268.77	1235.43	1193.59	1276.16	1248.70	1263.24
6/26/00	1258.57	1268.71	1235.63	1193.49	1276.12	1248.14	1262.88
7/27/00	1258.47	1266.57	1230.17	1193.18	1271.31	1243.20	1258.05
8/25/00	1255.85	1262.42	1230.10	1190.84	1269.93	1241.08	1256.72
9/29/00	1254.69	1259.79	1230.29	1186.77	1268.78	1238.93	1254.06
10/3/00	1248.76	1258.54	1230.32	1185.17	1266.85	1237.95	1253.63
11/28/00	1247.59	1257.60	1229.65	1186.61	1266.42	1238.66	1252.29
12/21/00	1246.18	1255.94	1229.36	1185.83	1266.78	1236.19	1251.63
1/22/01	1243.21	1256.48	1222.88	1179.51	1262.55	1230.83	1249.94
3/6/01	1240.95	1203.59	1217.32	1244.90	1203.95	-	1205.15
4/18/01	1238.78	1207.46	1215.70	1243.07	1203.49	-	1205.15
5/25/01	1236.48	1201.37	1214.35	1241.63	1199.97	-	1204.62
6/29/01	1234.29	1200.90	1214.67	1240.80	1198.46	-	1204.18
7/23/01	1234.49	1199.38	1212.28	1239.54	1198.34	-	1199.51
8/23/01	1233.89	1198.98	1212.28	1238.01	1198.22	-	1201.84
9/17/01	1233.61	1198.52	1212.28	1238.04	1197.61	-	1200.41
10/17,22/01	1232.03	1196.18	1208.73	1236.19	1195.89	-	-
11/21/01	1230.13	1195.88	1207.64	1234.96	1195.10	-	-
12/21/01	1228.31	1194.02	1206.33	1233.90	1194.57	-	-
1/10/02	1228.30	1196.03	1204.71	1233.13	1193.48	-	-
2/25/02	1226.12	1191.49	1201.76	-	1191.71	-	-
3/29/02	1225.45	1190.97	1201.51	-	1191.21	-	-
4/18/02	1225.20	1190.29	1200.12	-	1189.89	-	-
5/23/02	1224.31	1190.93	1198.91	-	1188.43	-	-
6/28/02	1224.34	1190.86	1197.91	-	1187.24	-	-
7/2/02	1223.33	1188.93	1197.91	-	1186.96	-	-
8/29/02	1221.23	1185.42	1195.42	-	1184.95	-	-
9/20/02	1221.23	1184.88	1194.83	-	1184.18	-	-
10/21/02	1219.71	1183.88	1193.72	-	1183.36	-	-
11/11/02	1219.48	1183.05	1193.96	-	1183.30	-	-
12/31/02	1216.67	1182.47	1192.91	-	1183.20	-	-
1/10/03	1217.30	1183.14	1191.02	-	1180.79	-	-
2/25/03	1215.83	1180.28	1189.35	-	1180.32	-	-
3/4/03	1215.80	1180.20	1189.43	-	-	-	-
4/7/03	1214.33	1180.30	1187.82	-	-	-	-
5/23/03	1213.99	1179.87	1187.83	-	-	-	-
6/4/03	1213.91	1179.67	1187.81	-	-	-	-
7/11/03	1211.76	1178.55	1184.76	-	-	-	-
8/28/03	1213.82	1179.62	1187.79	-	-	-	-
9/17/03	1211.61	1176.05	1187.35	-	-	-	-
10/22/03	1208.50	1176.87	1181.82	-	-	-	-
11/11/03	1208.54	1173.75	-	-	-	-	-
12/16/03	1207.99	1172.90	-	-	-	-	-
1/26/04	1205.58	1172.93	1181.61	-	-	-	-
2/26/04	1204.50	1170.91	-	-	-	-	-
3/31/04	1206.53	1170.15	-	-	-	-	-
4/12/04	1204.53	1170.78	-	-	-	-	-
5/27/04	1202.02	1171.70	-	-	-	-	-
6/28/04	1200.73	1168.14	-	-	-	-	-
7/16/04	1200.44	1168.85	-	-	-	-	-
8/24/04	1200.30	1165.91	-	-	-	-	-
9/15/04	1200.07	1165.84	-	-	-	-	-
10/6/04	1199.95	1165.64	-	-	-	-	-
11/29/04	1198.09	1163.46	-	-	-	-	-
12/17/04	1197.61	1163.18	-	-	-	-	-
1/10/05	1197.32	1163.55	-	-	-	-	-
2/18/05	1197.01	1164.07	-	-	-	-	-
3/28/05	1174.62	1160.73	-	-	-	-	-
4/21/05	1196.61	1162.26	-	-	-	-	-
7/12/05	1197.86	1163.30	-	-	-	-	-
10/24/05	1217.87	1168.04	-	-	-	-	-
1/12/06	1258.77	1179.95	1194.53	-	†	-	†
4/6/06	1259.68	1181.82	1194.67	-	†	-	†
7/18/06	1259.33	1181.68	1194.62	-	†	-	†
10/10/06	1259.59	1201.69	1213.13	1261.81	†	-	†
1/8/07	1256.43	1207.95	1218.61	1268.07	†	1237.77	†
4/28/07	1257.44	1212.05	1223.67	1268.02	†	1242.49	†
7/2/07	1254.37	1211.48	1222.91	1264.40	†	1241.11	†

TABLE 5-1B (CONT'D)
SITE MONITORING WELL INFORMATION
MID-VALLEY SANITARY LANDFILL

WELL INFORMATION	WELL NUMBER						
	F-8	F-9 (c)	F-10	F-11 (c)	F-14 (c)	F-15 (c)	F-16 (c,r)
Elevation of water surface (ft above msl) (cont'd):							
10/2/07	1250.02	1209.40	1219.21	1259.00	†	1236.03	†
1/9/08	1245.64	1205.14	1215.78	1252.82	†	1234.02	†
4/9/08	1240.33	1201.68	1212.43	1247.63	†	1235.86	†
6/30/08	1236.98	1198.66	1209.07	1242.88	†	-	†
10/3/08	1232.83	1191.58	1205.14	1238.13	†	-	†
1/8/09	1228.44	1187.55	1201.01	1234.34	†	-	†
4/20/09	1225.68	1188.61	1198.28	1233.50	†	-	†
7/7/09	1232.36	1186.87	1195.45	-	†	-	†
10/6/09	1222.43	1184.13	1194.34	-	†	-	†
1/6/10	1219.88	1181.61	1191.83	-	†	-	†
4/7/10	1217.42	1179.14	1189.26	-	†	-	†
7/14/10	1215.78	1178.70	1187.69	-	†	-	†
10/19/10	1213.93	1178.31	1185.85	-	†	-	†
1/10/11	1212.36	1176.76	1184.21	-	†	-	†
4/5/11	1212.72	1177.07	1184.47	-	†	-	†
7/13/11	1214.77	1178.96	1185.00	-	†	-	†
10/13/11	1226.02	1178.86	1187.45	-	†	-	†
1/10/12	1242.12	1190.52	1196.96	1251.31	†	-	†
5/14/12	1248.13	1200.16	1209.55	1255.02	†	1230.52	†
8/14/12	1245.93	1197.91	1210.49	1252.36	†	1231.98	†
11/12/12	1242.92	1199.36	1209.11	1248.00	†	1230.61	†
2/6/13	1238.75	1194.78	1207.18	1244.05	†	1226.21	†
5/13-14/13	1234.58	1194.60	1204.23	1239.78	†	-	†
8/19-20/13	1231.29	1190.04	1200.71	1235.35	†	-	†
11/12/13	1225.72	1184.49	1197.60	-	†	-	†
2/13/14	1222.56	1181.98	1193.94	-	†	-	†
5/6/14	1217.88	1179.54	1190.35	-	†	-	†
8/7-11/14	1214.12	1178.54	1186.95	-	†	-	†
11/18/14	1209.82	1175.71	1183.67	-	†	-	†
2/9/15	1206.72	1173.95	1181.60	-	†	-	†
05/4-6/15	1203.00	1168.81	-	-	†	-	†

TABLE 5-1C
SITE MONITORING WELL INFORMATION
MID-VALLEY SANITARY LANDFILL

WELL INFORMATION	WELL NUMBER				
	F-17 (c)	**F-18 (c,r)**	**F-19 (c)**	**F-20 (c)**	**F-21 (c)**
Date well completed:	01/01/96	08/14/96	08/22/96	09/05/96	09/17/96
Coordinates of well:					
Northing (a)	1872962.58	1872460.62	1874868.44	1872656.07	18711725.90
Easting (a)	6735401.25	6736156.72	6734986.37	6736886.43	6734996.80
Current elevation of well (after 6/97) (ft above msl):					
Top of well monument	1544.02	1539.18	1587.22	-	1512.84
Ground surface	1540.62	-	1584.22	1525.26	1512.83
Top of well casing/seal	1543.54	1538.12	1586.72	1527.67	1512.42
Original elevation of well (ft above msl):					
Top of well monument	1544.02	1527.85	1587.22	-	1512.84
Ground surface	1540.62	1524.55	1584.22	1525.26	1512.64
Top of well casing/seal	1543.54	1527.29	1586.72	1527.67	1512.42
Original total depth of well at installation (ft):	338.5	378.0	337.3	381.0	317.7
Original depth of screened interval (ft):	318.5-338.5	368-378	322.3-337.3	365.5-380.5	297.17-317.17
Estimated depth of pump (ft):	NP	NP	NP	376	314
Depth to water from top of well casing/seal (ft):					
2/9/96	324.09	-	-	-	-
2/29/96	324.11	-	-	-	-
3/8/96	322.13	-	-	-	-
4/24/96	320.89	-	-	-	-
5/22/96	317.68	-	-	-	-
7/15/96	318.74	-	-	-	-
8/22/96	316.74	-	-	-	-
9/25/96	318.64	330.04	-	-	-
10/7/96	317.13	330.33	331.01	-	-
11/25/96	318.38	329.19	330.95	342.71	300.87
12/18/96	319.18	330.93	331.05	342.95	-
1/28/97	317.88	325.33	329.80	342.30	300.82
2/27/97	317.08	325.54	329.95	340.05	298.91
3/19/97	317.53	325.94	330.20	340.25	299.01
4/9/97	316.88	322.44	331.15	340.45	299.22
5/19/97	317.31	-	331.91	340.18	285.31*
6/19/97	317.98	329.81**	332.35	341.25	299.81
7/24/97	320.49	363.77	333.96	340.80	300.51
8/13/97	321.20	375.40	332.90	341.52	301.45
8/21/97	-	377.60	-	-	-
9/2/97	-	370.17	-	-	-
9/3/97	324.43	-	336.14	344.64	-
9/29/97	321.50	375.92	332.80	341.95	300.24
10/14/97	320.38	333.08	332.23	341.70	301.53
11/26/97	320.33	358.64	331.80	341.32	301.18
12/22/97	320.04	354.25	332.12	341.54	301.44
1/9/98	321.61	350.68	332.19	341.70	302.02
2/16/98	318.84	372.64	332.60	341.74	300.49
3/27/98	319.12	366.52	334.88	343.06	301.11
4/6/98	316.85	362.79	333.56	341.38	298.94
5/28/98	316.58	358.54	334.54	341.70	298.79
6/30/98	315.02	359.08	334.62	340.79	298.02
7/6/98	315.05	362.66	334.69	341.62	298.92
8/28/98	319.38	372.67	334.59	342.06	298.85
9/29/98	320.38	371.53	332.56	342.11	298.63
10/7/98	320.46	369.94	333.62	342.22	299.39
11/10/98	318.90	374.77	333.04	340.83	300.07
12/19/98	318.55	375.04	332.72	339.49	300.18
1/6/99	317.24	373.06	332.12	338.53	296.94
2/26/99	312.82	371.30	329.81	335.00	292.88
3/29/99	311.85	370.98	329.01	335.81	295.93
4/28/99	308.62	364.60	321.20	331.67	288.72
5/28/99	306.48	369.53	320.60	329.81	286.91
6/17/99	306.15	367.49	321.01	329.33	286.42
7/15/99	-	364.01	322.66	328.88	286.07
8/31/99	-	375.49	324.25	328.04	285.73
9/28/99	-	372.28	325.94	328.18	286.00
10/11/99	-	370.05	326.87	328.76	286.64
11/30/99	-	378.63	329.65	329.83	287.77
12/23/99	-	377.99	328.15	328.63	286.51
1/27/00	-	372.57	333.05	331.00	289.64
2/29/00	-	372.02	334.13	332.09	289.69
3/31/00	-	375.13	332.83	331.72	288.90
4/19/00	-	367.88	335.52	332.94	292.12
5/17/00	-	367.82	335.49	333.12	292.55
6/26/00	-	367.70	334.95	332.86	292.58
7/27/00	-	372.34	-	335.26	296.30
8/25/00	-	372.57	-	335.75	299.55
9/29/00	-	373.72	-	336.89	301.91
10/3/00	-	369.03	-	337.65	302.21
11/28/00	-	370.48	-	336.24	305.32
12/21/00	-	371.98	-	335.91	305.67
1/22/01	-	371.17	-	341.46	307.41
3/6/01	-	374.27	-	342.05	308.71
4/18/01	-	373.04	-	344.23	309.73
5/25/01	-	378.77	-	344.58	309.84

TABLE 5-1C (CONT'D)
SITE MONITORING WELL INFORMATION
MID-VALLEY SANITARY LANDFILL

WELL INFORMATION	WELL NUMBER				
	F-17 (c)	F-18 (c,r)	F-19 (c)	F-20 (c)	F-21 (c)
Depth to water from top of well casing/seal (ft) (cont'd):					
6/29/01	-	379.41	-	345.98	-
7/23/01	-	376.59	-	347.35	309.91
8/23/01	-	376.40	-	347.61	-
9/17/01	-	378.02	-	348.74	-
10/22/01	-	381.71	-	350.35	-
11/21/01	-	381.61	-	351.11	-
12/21/01	-	380.88	-	351.74	-
1/10/02	-	380.80	-	353.07	-
2/25/02	-	381.26	-	355.45	-
3/29/02	-	381.63	-	356.03	-
4/18/02	-	380.31	-	357.57	-
5/23/02	-	381.14	-	358.72	-
6/28/02	-	381.33	-	360.14	-
7/2/02	-	380.71	-	360.40	-
8/29/02	-	381.25	-	362.37	-
9/20/02	-	381.71	-	363.13	-
10/21/02	-	380.74	-	363.99	-
11/11/02	-	380.73	-	364.19	-
12/31/02	-	380.77	-	366.46	-
1/10/03	-	380.53	-	366.89	-
2/25/03	-	381.80	-	367.98	-
3/4/03	-	381.78	-	368.12	-
4/7/03	-	381.87	-	368.94	-
5/23/03	-	381.96	-	369.92	-
6/4/03	-	382.13	-	369.93	-
7/11/03	-	382.35	-	-	-
8/28/03	-	-	-	-	-
9/17/03	-	-	-	-	-
10/22/03	-	-	-	-	-
11/11/03	-	-	-	-	-
12/16/03	-	-	-	-	-
1/26/04	-	-	-	-	-
2/26/04	-	-	-	-	-
3/31/04	-	-	-	-	-
4/12/04	-	-	-	-	-
5/27/04	-	-	-	-	-
6/28/04	-	-	-	-	-
7/16/04	-	-	-	-	-
8/24/04	-	-	-	-	-
9/15/04	-	-	-	-	-
10/6/04	-	-	-	-	-
11/29/04	-	-	-	-	-
12/17/04	-	-	-	-	-
1/10/05	-	-	-	-	-
2/18/05	-	-	-	-	-
3/28/05	-	-	-	-	-
4/21/05	-	-	-	-	-
7/12/05	-	-	-	-	-
10/24/05	-	-	-	-	-
1/12/06	†	†	-	†	-
4/6/06	†	†	-	†	-
7/18/06	†	†	-	†	-
10/10/06	†	†	332.37	†	-
1/8/07	†	†	328.21	†	309.03
4/28/07	†	†	329.33	†	306.46
7/2/07	†	†	332.29	†	305.77
10/2/07	†	†	334.84	†	307.40
1/9/08	†	†	336.29	†	310.07
4/9/08	†	†	340.40	†	316.86
6/30/08	†	†	-	†	-
10/3/08	†	†	-	†	-
1/8/09	†	†	-	†	-
4/20/09	†	†	-	†	-
7/7/09	†	†	-	†	-
10/6/09	†	†	-	†	-
1/6/10	†	†	-	†	-
4/7/10	†	†	-	†	-
7/14/10	†	†	-	†	-
10/19/10	†	†	-	†	-
1/10/11	†	†	-	†	-
4/5/11	†	†	-	†	-
7/13/11	†	†	-	†	-
10/13/11	†	†	-	†	-
1/10/12	†	†	327.69	†	316.85
5/14/12	†	†	330.31	†	-
8/14/12	†	†	333.22	†	-
11//12/12	†	†	334.41	†	-
2/6/13	†	†	335.12	†	-
5/13-14/13	†	†	336.04	†	-
8/19-20/13	†	†	340.15	†	-
11/12/13	†	†	-	†	-
2/13/14	†	†	-	†	-
5/6/14	†	†	-	†	-
8/7-11/14	†	†	-	†	-
11/18/14	†	†	-	†	-
2/9/15	†	†	-	†	-
05/4-6/15	†	†	-	†	-

TABLE 5-1C (CONT'D)
SITE MONITORING WELL INFORMATION
MID-VALLEY SANITARY LANDFILL

WELL INFORMATION	WELL NUMBER				
	F-17 (c)	F-18 (c,r)	F-19 (c)	F-20 (c)	F-21 (c)
Elevation of water surface (ft above msl) (cont'd):					
2/9/96	1219.45	-	-	-	-
2/29/96	1219.43	-	-	-	-
3/8/96	1221.41	-	-	-	-
4/24/96	1222.65	-	-	-	-
5/22/96	1225.86	-	-	-	-
7/15/96	1224.80	-	-	-	-
8/22/96	1226.80	-	-	-	-
9/25/96	1224.90	1197.25	-	-	-
10/7/96	1226.41	1196.96	1255.71	-	-
11/25/96	1225.16	1198.10	1255.77	1184.96	1211.55
12/18/96	1224.36	1196.36	1255.67	1184.72	-
1/28/97	1225.66	1201.96	1256.92	1185.37	1211.60
2/27/97	1226.46	1201.75	1256.77	1187.62	1213.51
3/19/97	1226.01	1201.35	1256.52	1187.42	1213.41
4/9/97	1226.66	1204.85	1255.57	1187.22	1213.20
5/19/97	1226.23	-	1254.81	1187.49	1227.11*
6/19/97	1225.56	1208.31**	1254.37	1186.42	1212.61
7/24/97	1223.05	1174.35*	1252.76	1186.87	1211.91
8/13/97	1222.34	1160.52	1253.82	1186.15	1210.97
8/21/97	-	1160.52	-	-	-
9/2/97	-	1167.95	-	-	-
9/3/97	1219.11	-	1250.58	1183.03	-
9/29/97	1222.04	1162.20	1253.92	1185.72	1212.18
10/14/97	1223.16	1205.04	1254.49	1185.97	1210.89
11/26/97	1223.21	1179.48	1254.92	1186.35	1211.24
12/22/97	1223.50	1183.87	1254.60	1186.13	1210.98
1/9/98	1221.93	1187.44	1254.53	1185.97	1210.40
2/16/98	1224.70	1165.48	1254.12	1185.93	1211.93
3/27/98	1224.42	1171.60	1251.84	1184.61	1211.31
4/6/98	1226.69	1175.33	1253.16	1186.29	1213.48
5/28/98	1226.96	1179.58	1252.18	1185.97	1213.63
6/30/98	1228.52	1179.04	1252.10	1186.88	1214.40
7/6/98	1228.49	1175.46	1252.03	1186.05	1213.50
8/28/98	1224.16	1165.45	1252.13	1185.61	1213.57
9/29/98	1223.16	1166.59	1254.16	1185.56	1213.79
10/7/98	1223.08	1168.18	1253.10	1185.45	1213.03
11/10/98	1224.64	1163.35	1253.68	1186.84	1212.35
12/19/98	1224.99	1163.08	1254.00	1188.18	1212.24
1/6/99	1226.30	1165.06	1254.60	1189.14	1215.48
2/26/99	1230.72	1166.82	1256.91	1192.67	1219.54
3/29/99	1231.69	1167.14	1257.71	1191.86	1216.49
4/28/99	1234.92	1173.52	1265.52	1196.00	1223.70
5/28/99	1237.06	1168.59	1266.12	1197.86	1225.51
6/17/99	1237.39	1170.63	1265.71	1198.34	1226.00
7/15/99	-	1174.11	1264.06	1198.79	1226.35
8/31/99	-	1162.63	1262.47	1199.63	1226.69
9/28/99	-	1165.84	1260.78	1199.49	1226.42
10/11/99	-	1168.07	1259.85	1198.91	1225.79
11/30/99	-	1159.49	1257.07	1197.84	1224.66
12/23/99	-	1160.13	1258.57	1199.04	1225.92
1/27/00	-	1165.55	1253.67	1196.67	1222.78
2/29/00	-	1166.10	1252.59	1195.58	1222.73
3/31/00	-	1162.99	1253.89	1195.95	1223.52
4/19/00	-	1170.24	1251.20	1194.73	1220.30
5/17/00	-	1170.30	1251.23	1194.55	1219.87
6/26/00	-	1170.42	1251.77	1194.81	1219.84
7/27/00	-	1165.78	-	1192.41	1216.12
8/25/00	-	1165.55	-	1191.92	1212.87
9/29/00	-	1164.40	-	1190.79	1210.51
10/3/00	-	1169.09	-	1190.03	1210.21
11/28/00	-	1167.64	-	1191.44	1207.10
12/21/00	-	1166.14	-	1191.76	1206.75
1/22/01	-	1166.95	-	1186.21	1205.02
3/6/01	-	1163.85	-	1185.62	1203.71
4/18/01	-	1165.08	-	1183.44	1202.69
5/25/01	-	1159.35	-	1183.09	1202.58
6/29/01	-	1158.72	-	1181.69	-
7/23/01	-	1161.53	-	1180.32	1202.51
8/23/01	-	1161.72	-	1180.06	-
9/17/01	-	1160.10	-	1178.93	-
10/22/01	-	1156.41	-	1177.32	-
11/21/01	-	1156.51	-	1176.56	-
12/21/01	-	1157.25	-	1175.93	-
1/10/02	-	1157.33	-	1174.60	-
2/25/02	-	1156.86	-	1172.22	-
3/29/02	-	1156.49	-	1171.64	-
4/18/02	-	1157.81	-	1170.10	-
5/23/02	-	1156.98	-	1168.95	-
6/28/02	-	1156.79	-	1167.53	-
7/2/02	-	1157.41	-	1167.27	-

TABLE 5-1C (CONT'D)
SITE MONITORING WELL INFORMATION
MID-VALLEY SANITARY LANDFILL

WELL INFORMATION	WELL NUMBER				
	F-17 (c)	F-18 (c,r)	F-19 (c)	F-20 (c)	F-21 (c)
Elevation of water surface (ft above msl) (cont'd):					
8/29/02	-	1156.87	-	1165.30	-
9/20/02	-	1156.41	-	1164.54	-
10/21/02	-	1157.38	-	1163.68	-
11/11/02	-	1157.39	-	1163.48	-
12/31/02	-	1157.35	-	1161.21	-
1/10/03	-	1157.59	-	1160.78	-
2/25/03	-	1156.32	-	1159.69	-
3/4/03	-	1156.34	-	1159.55	-
4/7/03	-	1156.25	-	1158.73	-
5/23/03	-	1156.16	-	1157.75	-
6/4/03	-	1155.99	-	1157.74	-
7/11/03	-	1155.77	-	-	-
8/28/03	-	-	-	-	-
9/17/03	-	-	-	-	-
10/22/03	-	-	-	-	-
11/11/03	-	-	-	-	-
12/16/03	-	-	-	-	-
1/26/04	-	-	-	-	-
2/26/04	-	-	-	-	-
3/31/04	-	-	-	-	-
4/12/04	-	-	-	-	-
5/27/04	-	-	-	-	-
6/28/04	-	-	-	-	-
7/16/04	-	-	-	-	-
8/24/04	-	-	-	-	-
9/15/04	-	-	-	-	-
10/6/04	-	-	-	-	-
11/29/04	-	-	-	-	-
12/17/04	-	-	-	-	-
1/10/05	-	-	-	-	-
2/18/05	-	-	-	-	-
3/28/05	-	-	-	-	-
4/21/05	-	-	-	-	-
7/12/05	-	-	-	-	-
10/24/05	-	-	-	-	-
1/12/06	†	†	-	†	-
4/6/06	†	†	-	†	-
7/18/06	†	†	-	†	-
10/10/06	†	†	1254.35	†	-
1/8/07	†	†	1258.51	†	1203.39
4/28/07	†	†	1257.39	†	1205.96
7/2/07	†	†	1254.43	†	1206.65
10/2/07	†	†	1251.88	†	1205.02
1/9/08	†	†	1250.43	†	1202.35
4/9/08	†	†	1246.32	†	1195.56
6/30/08	†	†	-	†	-
10/3/08	†	†	-	†	-
1/8/09	†	†	-	†	-
4/20/09	†	†	-	†	-
7/7/09	†	†	-	†	-
10/6/09	†	†	-	†	-
1/6/10	†	†	-	†	-
4/7/10	†	†	-	†	-
7/14/10	†	†	-	†	-
10/19/10	†	†	-	†	-
1/10/11	†	†	-	†	-
4/5/11	†	†	-	†	-
7/13/11	†	†	-	†	-
10/13/11	†	†	-	†	-
1/10/12	†	†	1259.03	†	1195.57
5/14/12	†	†	1256.41	†	-
8/14/12	†	†	1253.50	†	-
11/12/12	†	†	1252.31	†	-
2/6/13	†	†	1251.60	†	-
5/13-14/13	†	†	1250.68	†	-
8/19-20/13	†	†	1246.57	†	-
11/12/13	†	†	-	†	-
2/13/14	†	†	-	†	-
5/6/14	†	†	-	†	-
8/7-11/14	†	†	-	†	-
11/18/14	†	†	-	†	-
2/9/15	†	†	-	†	-
05/4-6/15	†	†	-	†	-

TABLE 5-1D
SITE MONITORING WELL INFORMATION
MID-VALLEY SANITARY LANDFILL

WELL INFORMATION	WELL NUMBER					
	F-22	**F-23**	**F-24 (c)**	**F-25**	**F-26S**	**F-26D**
Date well completed:	11/15/97	12/31/96	10/02/96	02/03/97	12/17/96	12/17/96
Coordinates of well:						
Northing (a)	1870787.92	1872787.9	1873718.92	1869005.5	1873023.5	1873023.5
Easting (a)	6734971	6732940.9	6733625.3	6734977.6	6734957.6	6734957.6
Original elevation of well (ft above msl):						
Top of well monument	-	-	-	-	-	-
Ground surface	1492.32	1542.21	1560.72	1450.42	1542.30	1542.30
Top of well casing/seal	1492.14	1544.96	1563.51	1450.19	1545.20	1545.40
Original total depth of well at installation (ft)	301.0	312.0	355.5	305.0	347.0	440.0
Original depth of screened interval (ft):	281-301	282-312	345-355	275.5-305.5	297-347	394-434
Estimated depth of pump (ft):	NP	NP	350	302	-	-
Depth to water from top of well casing/seal (ft):						
10/7/96	-	-	-	-	-	-
11/25/96	-	-	317.20	-	-	-
12/18/96	-	-	-	-	-	-
1/28/97	-	297.40	314.45	-	-	-
2/27/97	287.00	295.10	314.74	287.45	-	-
3/19/97	287.15	296.20	315.94	287.50	-	-
4/9/97	287.00	297.50	316.94	287.80	-	-
5/19/97	287.08	297.94	317.65	288.24	-	-
6/19/97	287.50	299.00	318.84	287.60	-	-
7/24/97	287.30	302.00	319.39	276.80	-	-
8/13/97	287.68	300.05	319.52	274.14	-	-
8/21/97	-	-	-	276.15	318.73	328.25
9/3/97	290.85	-	322.73	278.28	-	-
9/29/97	286.14	300.05	319.75	273.84	-	-
10/14/97	287.68	299.61	318.96	269.92	-	-
11/26/97	287.55	298.65	318.27	266.27	-	-
12/22/97	287.48	298.16	317.24	264.12	-	-
1/9/98	287.10	296.58	316.84	260.97	-	-
2/16/98	286.96	295.83	316.70	258.85	316.91	329.95
3/27/98	287.74	296.31	317.59	256.52	316.90	330.85
4/6/98	285.85	294.45	315.96	253.00	314.35	326.45
5/28/98	285.55	293.86	316.05	250.14	315.01	328.65
6/30/98	283.65	296.32	314.74	250.41	315.15	326.92
7/6/98	283.60	296.12	314.43	247.34	314.82	327.10
8/28/98	286.71	298.10	320.33	255.61	318.11	326.82
9/29/98	286.68	298.17	320.37	257.41	318.14	326.85
10/7/98	285.18	297.26	319.15	244.63	318.23	326.61
11/10/98	284.68	298.35	311.95	241.30	316.44	324.32
12/19/98	284.19	298.35	311.36	241.30	316.06	324.28
1/6/99	283.41	288.93**	309.41	240.18	314.87	322.49
2/26/99	280.31	292.35	303.66	236.56	309.68	317.28
3/29/99	281.10	290.64	306.10	237.38	310.44	318.10
4/28/99	-	-	301.95	237.98	316.87*	323.67*
5/28/99	-	-	300.59	231.53	300.82	313.10
6/17/99	-	-	300.79	230.48	303.05	313.60
7/15/99	-	-	302.31	230.09	316.89	323.02
8/31/99	-	-	302.70	229.20	300.61	313.24
9/28/99	-	-	304.53	229.07	304.33	316.82
10/11/99	-	-	304.40	229.67	304.59	313.84
11/30/99	-	-	307.81	229.81	306.41	316.30
12/23/99	-	-	305.72	229.14	305.81	316.53
1/27/00	-	-	309.77	230.26	306.62	318.21
2/29/00	-	-	310.47	230.84	306.79	318.62
3/31/00	-	-	308.82	230.54	306.89	317.78
4/19/00	-	-	312.84	231.30	307.02	318.44
5/17/00	-	-	312.86	231.61	307.04	318.38
6/26/00	-	-	310.62	231.92	307.11	318.40
7/27/00	-	-	319.90	254.07	318.46	328.81
8/25/00	-	-	321.00	263.18	320.37	330.88
9/29/00	-	-	323.72	266.38	323.18	332.79
10/3/00	-	-	323.94	266.53	323.29	333.06
11/28/00	-	-	324.68	270.13	324.74	335.43
12/21/00	-	-	325.95	274.31	325.64	338.15
1/22/01	-	-	323.42	266.34	327.31	336.93
3/6/01	-	-	331.80	268.20	331.45	342.30
4/18/01	-	-	332.73	270.76	330.32	338.55
5/25/01	291.41	-	334.62	272.07	330.00	342.60
6/29/01	292.05	-	335.56	272.63	331.51	343.02
7/23/01	292.25	-	336.78	274.50	328.91	339.28
8/23/01	292.46	-	337.13	274.17	328.96	339.48
9/17/01	292.65	-	337.92	274.75	329.05	339.70
10/22/01	-	-	-	277.60	328.96	340.10
11/21/01	-	-	-	278.55	335.60	350.50
12/21/01	-	-	-	278.67	336.81	352.05
1/10/02	-	-	-	280.08	336.41	352.10
2/25/02	-	-	-	281.34	338.34	354.22
3/29/02	-	-	-	281.70	338.92	355.05

TABLE 5-1D (CONT'D)
SITE MONITORING WELL INFORMATION
MID-VALLEY SANITARY LANDFILL

WELL INFORMATION	WELL NUMBER					
	F-22	F-23	F-24 (c)	F-25	F-26S	F-26D
Depth to water from top of well casing/seal (ft) (cont'd):						
4/18/02	-	-	-	282.12	339.69	355.67
5/23/02	-	-	-	283.37	339.80	355.37
6/28/02	-	-	-	284.27	339.78	355.41
7/2/02	-	-	-	283.49	340.21	358.70
8/29/02	-	-	-	286.05	340.37	360.49
9/20/02	-	-	-	287.57	340.49	360.58
10/21/02	-	-	-	290.08	341.65	362.13
11/11/02	-	-	-	291.00	342.25	362.52
12/31/02	-	-	-	290.12	341.93	362.31
1/10/03	-	-	-	-	342.27	364.62
2/25/03	-	-	-	-	343.29	365.63
3/4/03	-	-	-	-	343.29	365.65
4/7/03	-	-	-	-	343.60	365.81
5/23/03	-	-	-	-	344.05	365.20
6/4/03	-	-	-	-	344.14	365.33
7/11/03	-	-	-	-	340.55	367.60
8/28/03	-	-	-	-	344.23	365.42
9/17/03	-	-	-	-	346.66	369.90
10/22/03	-	-	-	-	341.20	369.93
11/11/03	-	-	-	-	344.10	372.10
12/16/03	-	-	-	-	346.21	374.08
1/26/04	-	-	-	-	340.90	373.96
2/26/04	-	-	-	-	340.60	375.16
3/31/04	-	-	-	-	340.06	375.88
4/12/04	-	-	-	-	340.10	375.94
5/27/04	-	-	-	-	348.95	374.57
6/28/04	-	-	-	-	-	378.26
7/16/04	-	-	-	-	341.72	377.51
8/24/04	-	-	-	-	-	378.57
9/15/04	-	-	-	-	-	378.60
10/6/04	-	-	-	-	-	378.64
11/29/04	-	-	-	-	339.80	382.47
12/17/04	-	-	-	-	339.95	382.47
1/10/05	-	-	-	-	348.96	382.64
2/18/05	-	-	-	-	338.76	381.63
3/28/05	-	-	-	-	331.82	384.27
4/21/05	-	-	-	-	330.52	382.18
7/12/05	-	-	-	-	337.63	382.79
10/24/05	-	-	-	-	338.81	378.05
1/12/06	-	†	-	-	342.61	380.10
4/6/06	-	†	-	-	342.11	380.01
7/18/06	-	†	-	-	342.16	380.10
10/10/06	-	†	328.43	-	327.00	344.40
1/8/07	-	†	323.73	-	325.75	341.40
4/28/07	-	†	328.37	-	321.96	334.11
7/2/07	-	†	322.91	-	322.10	334.28
10/2/07	-	†	325.92	-	327.11	336.62
1/9/08	-	†	329.98	289.78	333.08	340.95
4/9/08	-	†	333.58	291.24	337.03	344.17
6/30/08	-	†	336.94	290.84	341.10	347.53
10/3/08	-	†	337.90	292.56	-	354.35
1/8/09	-	†	339.89	NA	342.75	358.50
4/20/09	-	†	337.90	NA	-	357.62
7/7/09	-	†	349.23	301.37	-	359.45
10/6/09	-	†	351.54	303.88	-	362.46
1/6/10	-	†	353.96	-	-	364.61
4/7/10	-	†	356.71	-	-	366.85
7/14/10	-	†	358.24	-	344.40	367.54
10/19/10	-	†	-	-	-	367.82
1/10/11	-	†	-	-	-	369.52
4/5/11	-	†	-	-	-	369.39
7/13/11	-	†	-	-	-	367.33
10/13/11	-	†	351.75	-	-	365.57
1/10/12	293.90	†	337.50	-	349.21	355.22
5/14/12	-	†	329.54	-	330.16	346.03
8/14/12	-	†	330.67	-	328.52	346.71
11/12/12	-	†	332.69	-	332.53	347.81
2/6/13	-	†	335.88	297.86	333.98	348.46
5/13-14/13	-	†	339.93	304.89	337.82	352.15
8/19-20/13	-	†	345.00	-	340.36	357.92
11/12/13	-	†	348.35	-	340.19	362.25
2/13/14	-	†	-	-	339.29	362.44
5/6/14	-	†	355.55	-	340.11	362.89
8/7-11/14	-	†	-	-	342.61	367.01
11/18/14	-	†	-	-	-	370.69
2/9/15	-	†	-	-	-	372.42
05/4-6/15	-	†	-	-	-	374.38
Elevation of water surface (ft above msl):						
10/7/96	-	-	-	-	-	-
11/25/96	-	-	1246.31	-	-	-
12/18/96	-	-	-	-	-	-
1/28/97	-	1247.56	1249.06	-	-	-
2/27/97	1205.14	1249.86	1248.77	1162.74	-	-
3/19/97	1204.99	1248.76	1247.57	1162.69	-	-
4/9/97	1205.14	1247.46	1246.57	1162.39	-	-

TABLE 5-1D (CONT'D)
SITE MONITORING WELL INFORMATION
MID-VALLEY SANITARY LANDFILL

WELL INFORMATION	WELL NUMBER					
	F-22	F-23	F-24 (c)	F-25	F-26S	F-26D
Elevation of water surface (ft above msl) (cont'd):						
5/19/97	1205.06	1247.02	1245.86	1161.95	-	-
6/19/97	1204.64	1245.96	1244.67	1162.59	-	-
7/24/97	1204.64	1242.96	1244.12	1173.39	-	-
8/13/97	1204.84	1244.91	1243.99	1176.05	-	-
8/21/97	1204.46	-	-	1174.04	1226.47	1217.15
9/3/97	-	-	1240.78	1171.91	-	-
9/29/97	1201.29	1244.91	1243.76	1176.35	-	-
10/14/97	1206.00	1245.35	1244.55	1180.27	-	-
11/26/97	1204.46	1246.31	1245.24	1183.92	-	-
12/22/97	1204.59	1246.80	1246.27	1186.07	-	-
1/9/98	1204.66	1195.56	1175.30	1231.17	-	-
2/16/98	1205.04	1196.31	1175.44	1233.29	1175.23	1162.19
3/27/98	1205.18	1248.65	1245.92	1193.67	1228.30	1214.55
4/6/98	1204.40	1250.51	1247.55	1197.19	1230.85	1218.95
5/28/98	1206.29	1251.10	1247.46	1200.05	1230.19	1216.75
6/30/98	1206.59	1248.64	1248.77	1199.78	1230.05	1218.48
7/6/98	1208.49	1248.84	1249.08	1202.85	1230.38	1218.30
8/28/98	1208.54	1246.86	1243.18	1194.58	1227.09	1218.58
9/29/98	1205.43	1246.79	1243.14	1192.78	1227.06	1218.55
10/7/98	1205.46	1247.70	1244.36	1205.56	1226.97	1218.79
11/10/98	1206.96	1246.61	1251.56	1208.89	1228.76	1221.08
12/19/98	1207.46	1246.61	1252.15	1208.89	1229.14	1221.12
1/6/99	1207.95	1256.03	1254.10	1210.01	1230.33	1222.91
2/26/99	1208.73	1252.61	1259.85	1213.63	1235.52	1228.12
10/19/10	1211.83	367.40	402.78	1212.81	1234.76	1227.30
3/29/99	1211.04	1254.32	1257.41	1212.81	1234.76	1227.30
4/28/99	-	-	1261.56	1212.21	1228.33*	1221.73*
5/28/99	-	-	1262.92	1218.66	1244.38	1232.30
6/17/99	-	-	1262.72	1219.71	1242.15	1231.80
7/15/99	-	-	1261.20	1220.10	1228.31	1222.38
8/31/99	-	-	1260.81	1220.99	1244.59	1232.16
9/28/99	-	-	1258.98	1221.12	1240.87	1228.58
10/11/99	-	-	1259.11	1220.52	1240.61	1231.56
11/30/99	-	-	1255.70	1220.38	1238.79	1229.10
12/23/99	-	-	1257.79	1221.05	1239.39	1228.87
1/27/00	-	-	1253.75	1219.93	1238.58	1227.19
2/29/00	-	-	1253.05	1219.35	1238.41	1226.78
3/31/00	-	-	1254.69	1219.65	1238.31	1227.62
4/19/00	-	-	1250.67	1218.89	1238.18	1226.96
5/17/00	-	-	1250.65	1218.58	1238.16	1227.02
6/26/00	-	-	1252.90	1218.27	1238.09	1227.00
7/27/00	-	-	1243.61	1196.12	1226.74	1216.59
8/25/00	-	-	1242.51	1187.01	1224.83	1214.52
9/29/00	-	-	1239.79	1183.81	1222.02	1212.61
10/3/00	-	-	1239.57	1183.66	1221.91	1212.34
11/28/00	-	-	1238.83	1180.06	1220.46	1209.97
12/21/00	-	-	1237.56	1175.88	1219.56	1207.25
1/22/01	-	-	1240.09	1183.85	1217.89	1208.47
3/6/01	-	-	1231.71	1181.99	1213.75	1203.10
4/18/01	-	-	1230.78	1179.43	1214.88	1206.85
5/25/01	1200.73	-	1228.89	1178.12	1215.20	1202.80
6/29/01	1200.09	-	1227.95	1177.56	1213.69	1202.38
7/23/01	1199.89	-	1226.73	1175.69	1216.29	1206.12
8/23/01	1199.68	-	1226.38	1176.02	1216.24	1205.92
9/17/01	1199.49	-	1225.59	1175.44	1216.15	1205.70
10/22/01	-	-	-	1172.59	1216.24	1205.30
11/21/01	-	-	-	1171.64	1209.60	1194.90
12/21/01	-	-	-	1171.52	1208.39	1193.35
1/10/02	-	-	-	1170.11	1208.79	1193.30
2/25/02	-	-	-	1168.85	1206.86	1191.18
3/29/02	-	-	-	1168.49	1206.28	1190.35
4/18/02	-	-	-	1168.07	1205.51	1189.73
5/23/02	-	-	-	1166.82	1205.40	1190.03
6/28/02	-	-	-	1165.92	1205.42	1189.99
7/2/02	-	-	-	1166.70	1204.99	1186.70
8/29/02	-	-	-	1164.14	1204.83	1184.91
9/20/02	-	-	-	1162.62	1204.71	1184.82
10/21/02	-	-	-	1160.11	1203.55	1183.27
11/11/02	-	-	-	1159.19	1202.95	1182.88
12/31/02	-	-	-	1160.07	1203.27	1183.09
1/10/03	-	-	-	-	1202.93	1180.78
2/25/03	-	-	-	-	1201.91	1179.77
3/4/03	-	-	-	-	1201.91	1179.75
4/7/03	-	-	-	-	1201.60	1179.59
1/10/05	-	-	-	-	1201.15	1180.20
5/23/03	-	-	-	-	1201.15	1180.20
6/4/03	-	-	-	-	1201.06	1180.07
7/11/03	-	-	-	-	1204.65	1177.80
8/28/03	-	-	-	-	1200.97	1179.98
9/17/03	-	-	-	-	1198.54	1175.50
10/22/03	-	-	-	-	1204.00	1175.47
11/11/03	-	-	-	-	1201.10	1173.30
12/16/03	-	-	-	-	1198.99	1171.32

TABLE 5-1D (CONT'D)
SITE MONITORING WELL INFORMATION
MID-VALLEY SANITARY LANDFILL

WELL INFORMATION	WELL NUMBER					
	F-22	F-23	F-24 (c)	F-25	F-26S	F-26D
Elevation of water surface (ft above msl) (cont'd):						
1/26/04	-	-	-	-	1204.30	1171.44
2/26/04	-	-	-	-	1204.60	1170.24
3/31/04	-	-	-	-	1205.14	1169.52
4/12/04	-	-	-	-	1205.10	1169.46
5/27/04	-	-	-	-	1196.25	1170.83
6/28/04	-	-	-	-	-	1167.14
7/16/04	-	-	-	-	1203.48	1167.89
8/24/04	-	-	-	-	-	1166.83
9/15/04	-	-	-	-	-	1166.80
10/6/04	-	-	-	-	-	1166.76
11/29/04	-	-	-	-	1205.40	1162.93
12/17/04	-	-	-	-	1205.25	1162.93
1/10/05	-	-	-	-	1196.24	1162.76
2/18/05	-	-	-	-	1206.44	1163.77
3/28/05	-	-	-	-	1213.38	1161.13
4/21/05	-	-	-	-	1214.68	1163.22
7/12/05	-	-	-	-	1207.57	1162.61
10/24/05	-	-	-	-	1206.39	1167.35
1/12/06	-	†	-	-	1202.59	1165.30
4/6/06	-	†	-	-	1203.09	1165.39
7/18/06	-	†	-	-	1203.04	1165.30
10/10/06	-	†	1235.08	-	1218.20	1201.00
1/8/07	-	†	1239.78	-	1219.45	1204.00
4/28/07	-	†	1235.14	-	1223.24	1211.29
7/2/07	-	†	1240.60	-	1223.10	1211.12
10/2/07	-	†	1237.59	-	1218.09	1208.78
1/9/08	-	†	1233.53	1160.41	1212.12	1204.45
4/9/08	-	†	1229.93	1158.95	1208.17	1201.23
6/30/08	-	†	1226.57	1159.35	1204.10	1197.87
10/3/08	-	†	1225.61	1157.63	-	1191.05
1/8/09	-	†	1223.62	-	1202.45	1186.90
4/20/09	-	†	1225.61	-	-	1187.78
7/7/09	-	†	1214.28	1148.82	-	1185.95
10/6/09	-	†	1211.97	1146.31	-	1182.94
1/6/10	-	†	1209.55	-	-	1180.79
4/7/10	-	†	1206.80	-	-	1178.55
7/14/10	-	†	1205.27	-	1200.80	1177.86
10/19/10	-	†	-	-	-	1177.58
1/10/11	-	†	-	-	-	1175.88
4/5/11	-	†	-	-	-	1176.01
7/13/11	-	†	-	-	-	1178.07
10/13/11	-	†	1211.76	-	-	1179.83
1/10/12	1198.24	†	1226.01	-	1195.99	1190.18
5/14/12	-	†	1233.97	-	1215.04	1199.37
8/14/12	-	†	1232.84	-	1216.68	1198.69
11/12/12	-	†	1230.82	-	1212.67	1197.59
2/6/13	-	†	1227.63	1152.33	1211.22	1196.94
5/13-14/13	-	†	1223.58	1145.30	1207.38	1193.25
8/19-20/13	-	†	1218.51	-	1204.84	1187.48
11/12/13	-	†	1215.16	-	1205.01	1183.15
2/13/14	-	†	-	-	1205.91	1182.96
5/6/14	-	†	1207.96	-	1205.09	1182.51
8/7-11/14	-	†	-	-	1202.59	1178.39
11/18/14	-	†	-	-	-	1174.71
2/9/15	-	†	-	-	-	1172.98
05/4-6/15	-	†	-	-	-	1171.02

TABLE 5-1E
SITE MONITORING WELL INFORMATION
MID-VALLEY SANITARY LANDFILL

WELL INFORMATION	WELL NUMBER					
	F-27	**F-28**	**F-29**	**F-30**	**F-31**	**F-32**
Date well completed:	3/18/98	2/20/98	3/18/98	2/24/98	2/7/98	4/7/98
Coordinates of well:						
Northing (a)	1869718.38	1868427.95	1867417.67	1874195.50	1873669.53	1867401.00
Easting (a)	6737576.30	6736326.33	6736730.12	6732749.61	6732957.95	6738960.40
Original elevation of well (ft above msl):						
Top of well monument	-	-	1419.18	1580.26	1564.79	-
Ground surface	1462.19	1435.32	1416.38	1577.16	1561.69	1413.77
Top of well casing/seal	1462.19	1438.45	1416.38	1579.86	1564.39	1413.77
Original total depth of well at installation (ft):	424.5	330.0	372.0	305.0	341.0	422.0
Original depth of screened interval (ft):	414-424	310-330	352-372	285-305	321-341	402-422
Estimated depth of pump (ft):	419	320	357	NP	326	412
Depth to water from top of well casing/seal (ft):						
10/7/96	-	-	-	-	-	-
11/25/96	-	-	-	-	-	-
12/18/96	-	-	-	-	-	-
1/28/97	-	-	-	-	-	-
2/27/97	-	-	-	-	-	-
3/19/97	-	-	-	-	-	-
4/9/97	-	-	-	-	-	-
5/19/97	-	-	-	-	-	-
6/19/97	-	-	-	-	-	-
7/24/97	-	-	-	-	-	-
8/13/97	-	-	-	-	-	-
8/21/97	-	-	-	-	-	-
9/3/97	-	-	-	-	-	-
9/29/97	-	-	-	-	-	-
10/14/97	-	-	-	-	-	-
11/26/97	-	-	-	-	-	-
12/22/97	-	-	-	-	-	-
1/9/98	-	-	-	-	-	-
2/16/98	-	-	-	-	-	-
3/27/98	-	-	-	-	-	-
4/6/98	369.20	252.37	241.11	304.00	304.25	362.23
5/28/98	369.57	249.98	238.12	305.59	305.92	362.78
6/30/98	367.91	251.14	235.71	305.59	306.87	362.80
7/6/98	367.98	252.12	236.80	306.45	306.82	362.76
8/28/98	369.79	253.05	232.28	-	308.58	363.23
9/29/98	369.90	252.89	232.01	-	308.61	363.25
10/7/98	369.21	248.16	230.80	306.73	307.46	363.21
11/10/98	368.01	238.16	229.24	299.18	301.64	361.88
12/19/98	367.67	239.85	227.38	298.66	299.07	361.78
1/6/99	367.27	238.83	226.60	296.67	297.00	360.59
2/26/99	363.74	234.98	223.60	291.75	291.20	358.46
3/29/99	364.15	236.18	226.01	291.89	291.65	359.16
4/28/99	363.37	237.41	220.62	291.30	287.98	357.98
5/28/99	363.02	235.65	221.09	289.77	288.15	357.42
6/17/99	362.89	230.29	218.45	290.57	288.64	357.71
7/15/99	363.18	229.77	218.06	292.50	290.35	358.52
8/31/99	362.47	228.60	216.67	294.41	291.58	359.31
9/28/99	362.39	228.30	216.35	295.75	292.78	359.45
10/11/99	362.79	228.78	216.76	296.98	293.28	360.20
11/30/99	362.75	228.77	216.65	299.40	296.50	359.68
12/23/99	362.41	228.63	216.84	299.68	295.04	359.20
1/27/00	361.94	228.80	216.51	301.92	298.64	358.00
2/29/00	362.54	228.59	216.71	300.43	297.62	358.80
3/31/00	362.41	228.65	216.50	300.66	298.03	359.12
4/19/00	361.15	230.18	218.07	306.29	301.98	356.08
5/17/00	361.46	230.20	218.10	306.44	301.98	356.35
6/26/00	361.62	231.67	221.13	307.02	302.36	355.13
7/27/00	361.29	265.67	267.19	-	308.44	358.35
8/25/00	362.67	266.84	267.20	-	310.45	358.18
9/29/00	363.36	267.14	267.24	-	312.95	358.07
10/3/00	363.50	267.82	267.77	-	313.09	358.50
11/28/00	361.95	268.36	267.28	-	312.85	358.79
12/21/00	360.86	269.81	269.94	-	313.12	360.08
1/22/01	363.62	267.61	267.67	-	313.51	358.16
3/6/01	367.32	270.95	-	-	318.12	356.86
4/18/01	368.32	-	-	-	321.34	356.86
5/25/01	352.96	-	-	-	322.57	361.67
6/29/01	371.82	-	-	-	323.21	364.66
7/23/01	372.50	-	-	-	-	365.63
8/23/01	373.73	-	-	-	-	367.63
9/17/01	374.00	-	-	-	-	367.80
10/22/01	375.48	-	-	-	-	369.40
11/21/01	376.40	-	-	-	-	-
12/21/01	376.76	-	-	-	-	370.41
1/10/02	377.40	-	-	-	-	370.60
2/25/02	378.87	-	-	-	-	371.33
3/29/02	378.93	-	-	-	-	372.10
4/18/02	380.92	-	-	-	-	374.93

TABLE 5-1E (CONT'D)
SITE MONITORING WELL INFORMATION
MID-VALLEY SANITARY LANDFILL

WELL INFORMATION	WELL NUMBER					
	F-27	F-28	F-29	F-30	F-31	F-32
Depth to water from top of well casing/seal (ft) (cont'd):						
5/23/02	383.15	-	-	-	-	374.94
6/28/02	385.01	-	-	-	-	-
7/2/02	385.31	-	-	-	-	-
8/29/02	387.93	-	-	-	-	-
9/20/02	388.93	-	-	-	-	-
10/21/02	424.94*	-	-	-	-	-
11/11/02	424.95*	-	-	-	-	-
12/31/02	-	-	-	-	-	-
1/10/03	-	-	-	-	-	-
2/25/03	-	-	-	-	-	-
3/4/03	-	-	-	-	-	-
4/7/03	-	-	-	-	-	-
5/23/03	-	-	-	-	-	-
6/4/03	-	-	-	-	-	-
7/11/03	-	-	-	-	-	-
8/28/03	-	-	-	-	-	-
9/17/03	-	-	-	-	-	-
10/22/03	-	-	-	-	-	-
11/11/03	-	-	-	-	-	-
12/16/03	-	-	-	-	-	-
1/26/04	398.70	321.22	-	-	-	-
2/26/04	399.66	322.54	-	-	-	402.80
3/31/04	399.83	323.16	-	-	-	402.89
4/12/04	-	322.86	-	-	-	403.37
5/27/04	-	322.88	-	-	-	403.40
6/28/04	-	322.96	-	-	-	404.10
7/16/04	-	-	-	-	-	404.18
8/24/04	-	-	-	-	-	407.26
9/15/04	-	-	-	-	-	407.38
10/6/04	402.36	-	-	-	-	408.44
11/29/04	403.60	-	-	-	-	409.98
12/17/04	404.01	-	-	-	-	410.27
1/10/05	405.31	-	-	-	-	408.59
2/18/05	405.11	-	-	-	-	408.78
3/28/05	404.54	-	-	-	-	413.61
4/21/05	404.69	-	-	-	-	413.12
7/12/05	403.76	-	-	-	-	413.73
10/24/05	404.19	-	-	-	-	414.22
1/12/06	403.30	-	†	†	†	413.93
4/6/06	402.43	-	†	†	†	413.63
7/18/06	402.47	-	†	†	†	413.65
10/10/06	398.76	309.73	†	†	†	414.10
1/8/07	400.28	306.06	†	†	†	416.50
4/28/07	394.89	301.07	†	†	†	415.80
7/2/07	394.98	297.45	†	†	†	415.82
10/2/07	393.18	295.19	†	†	†	416.49
1/9/08	393.19	295.33	†	†	†	418.48
4/9/08	393.20	294.69	†	†	†	414.08
6/30/08	397.62	295.71	†	†	†	416.44
10/3/08	408.21	296.91	†	†	†	416.58
1/8/09	399.30	299.10	†	†	†	-
4/20/09	396.55	300.85	†	†	†	-
7/7/09	396.61	302.60	†	†	†	-
10/6/09	397.85	304.64	†	†	†	-
1/6/10	398.62	306.89	†	†	†	-
4/7/10	399.33	308.07	†	†	†	-
7/14/10	399.34	309.38	†	†	†	-
10/19/10	400.10	311.68	†	†	†	-
1/10/11	400.85	313.09	†	†	†	-
4/5/11	400.84	312.86	†	†	†	-
7/13/11	400.49	312.47	†	†	†	419.53
8/16/11	400.93	-	-	-	-	-
10/13/11	401.22	311.71	†	†	†	419.20
1/10/12	400.78	309.26	†	†	†	418.98
5/14/12	399.06	303.69	†	†	†	418.55
8/14/12	-	299.96	†	†	†	418.65
11/12/12	397.55	297.96	†	†	†	418.25
2/6/13	396.94	301.19	†	†	†	418.11
5/13-14/13	398.39	308.20	†	†	†	417.20
8/19-20/13	396.70	312.10	†	†	†	418.20
11/12/13	397.51	314.64	†	†	†	417.93
2/13/14	399.05	316.87	†	†	†	-
5/6/14	397.88	319.54	†	†	†	-
8/7-11/14	398.94	322.95	†	†	†	416.76
11/18/14	400.00	-	†	†	†	-
2/9/15	400.47	-	†	†	†	418.75
05/4-6/15	400.69	-	†	†	†	416.71
Elevation of water surface (ft above msl):						
10/7/96	-	-	-	-	-	-
11/25/96	-	-	-	-	-	-
12/18/96	-	-	-	-	-	-
1/28/97	-	-	-	-	-	-
2/27/97	-	-	-	-	-	-

TABLE 5-1E (CONT'D)
SITE MONITORING WELL INFORMATION
MID-VALLEY SANITARY LANDFILL

WELL INFORMATION	WELL NUMBER					
	F-27	F-28	F-29	F-30	F-31	F-32
Elevation of water surface (ft above msl) (cont'd):						
3/19/97	-	-	-	-	-	-
4/9/97	-	-	-	-	-	-
5/19/97	-	-	-	-	-	-
6/19/97	-	-	-	-	-	-
7/24/97	-	-	-	-	-	-
8/13/97	-	-	-	-	-	-
8/21/97	-	-	-	-	-	-
9/3/97	-	-	-	-	-	-
9/29/97	-	-	-	-	-	-
10/14/97	-	-	-	-	-	-
11/26/97	-	-	-	-	-	-
12/22/97	-	-	-	-	-	-
1/9/98	-	-	-	-	-	-
2/16/98	-	-	-	-	-	-
3/27/98	-	-	-	-	-	-
4/6/98	1092.99	1186.08	1175.27	1275.86	1260.14	1051.54
5/28/98	1092.62	1188.47	1178.26	1274.27	1258.47	1050.99
6/30/98	1094.28	1187.31	1180.67	1274.27	1257.52	1050.97
7/6/98	1094.21	1186.33	1179.58	1273.41	1257.57	1051.01
8/28/98	1092.40	1185.40	1184.10	-	1255.81	1050.54
9/29/98	1092.29	1185.56	1184.37	-	1255.78	1050.52
10/7/98	1092.98	1190.29	1185.58	1273.13	1256.93	1050.56
11/10/98	1094.18	1200.29	1187.14	1280.68	1262.75	1051.89
12/19/98	1094.52	1198.60	1189.00	1281.20	1265.32	1051.99
1/6/99	1094.92	1199.62	1189.78	1283.19	1267.39	1053.18
2/26/99	1098.45	1203.47	1192.78	1288.11	1273.19	1055.31
10/19/10	378.60	367.40	402.78	1287.97	1272.74	1054.61
3/29/99	1098.04	1202.27	1190.37	1287.97	1272.74	1054.61
4/28/99	1098.82	1201.04	1195.76	1288.56	1276.41	1055.79
5/28/99	1099.17	1202.80	1195.29	1290.09	1276.24	1056.35
6/17/99	1099.30	1208.16	1197.93	1289.29	1275.75	1056.06
7/15/99	1099.01	1208.68	1198.32	1287.36	1274.04	1055.25
8/31/99	1099.72	1209.85	1199.71	1285.45	1272.81	1054.46
9/28/99	1099.80	1210.15	1200.03	1284.11	1271.61	1054.32
10/11/99	1099.40	1209.67	1199.62	1282.88	1271.11	1053.57
11/30/99	1099.44	1209.68	1199.73	1280.46	1267.89	1054.09
12/23/99	1099.78	1209.82	1199.54	1280.18	1269.35	1054.57
1/27/00	1100.25	1209.65	1199.87	1277.94	1265.75	1055.77
2/29/00	1099.65	1209.86	1199.67	1279.43	1266.77	1054.97
3/31/00	1099.78	1209.80	1199.88	1279.20	1266.36	1054.65
4/19/00	1101.04	1208.27	1198.31	1273.57	1262.41	1057.69
5/17/00	1100.73	1208.25	1198.28	1273.42	1262.41	1057.42
6/26/00	1100.57	1206.78	1195.25	1272.84	1262.03	1058.64
7/27/00	1100.90	1172.78	1149.19	-	1255.95	1055.42
8/25/00	1099.52	1171.61	1149.18	-	1253.94	1055.59
9/29/00	1098.83	1171.31	1149.14	-	1251.44	1055.70
10/3/00	1098.69	1170.63	1148.61	-	1251.30	1055.27
11/28/00	1100.24	1170.09	1149.10	-	1251.54	1054.98
12/21/00	1101.33	1168.64	1146.44	-	1251.27	1053.69
1/22/01	1098.57	1170.84	1148.71	-	1250.88	1055.61
3/6/01	1094.87	1167.50	-	-	1246.27	1056.91
4/18/01	1093.87	-	-	-	1243.05	1056.91
5/25/01	1109.23	-	-	-	1241.82	1052.10
6/29/01	1090.37	-	-	-	1241.18	1049.11
7/23/01	1089.69	-	-	-	-	1048.14
8/23/01	1088.46	-	-	-	-	1046.14
9/17/01	1088.19	-	-	-	-	1045.97
10/22/01	1086.71	-	-	-	-	1044.37
11/21/01	1085.79	-	-	-	-	-
12/21/01	1085.43	-	-	-	-	1043.36
1/10/02	1084.79	-	-	-	-	1043.17
2/25/02	1083.32	-	-	-	-	1042.44
3/29/02	1083.26	-	-	-	-	1041.67
4/18/02	1081.27	-	-	-	-	1038.84
5/23/02	1079.04	-	-	-	-	1038.83
6/28/02	1077.18	-	-	-	-	-
7/2/02	1076.88	-	-	-	-	-
8/29/02	1074.26	-	-	-	-	-
9/20/02	1073.26	-	-	-	-	-
10/21/02	1037.25*	-	-	-	-	-
11/11/02	1037.24*	-	-	-	-	-
12/31/02	-	-	-	-	-	-
1/10/03	-	-	-	-	-	-
2/25/03	-	-	-	-	-	-
3/4/03	-	-	-	-	-	-
4/7/03	-	-	-	-	-	-
1/10/05	-	-	-	-	-	-
5/23/03	-	-	-	-	-	-
6/4/03	-	-	-	-	-	-
7/11/03	-	-	-	-	-	-

TABLE 5-1E (CONT'D)
SITE MONITORING WELL INFORMATION
MID-VALLEY SANITARY LANDFILL

WELL INFORMATION	WELL NUMBER					
	F-27	F-28	F-29	F-30	F-31	F-32
Elevation of water surface (ft above msl) (cont'd):						
8/28/03	-	-	-	-	-	-
9/17/03	-	-	-	-	-	-
10/22/03	-	-	-	-	-	-
11/11/03	-	-	-	-	-	-
12/16/03	-	-	-	-	-	-
1/26/04	1063.49	1117.23	-	-	-	-
2/26/04	1062.53	1115.91	-	-	-	1010.97
3/31/04	1062.36	1115.29	-	-	-	1010.88
4/12/04	-	1115.59	-	-	-	1010.40
5/27/04	-	1115.57	-	-	-	1010.37
6/28/04	-	1115.49	-	-	-	1009.67
7/16/04	-	-	-	-	-	1009.59
8/24/04	-	-	-	-	-	1006.51
9/15/04	-	-	-	-	-	1006.39
10/6/04	1059.83	-	-	-	-	1005.33
11/29/04	1058.59	-	-	-	-	1003.79
12/17/04	1058.18	-	-	-	-	1003.50
1/10/05	1056.88	-	-	-	-	1005.18
2/18/05	1057.08	-	-	-	-	1004.99
3/28/05	1057.65	-	-	-	-	1000.16
4/21/05	1057.50	-	-	-	-	1000.65
7/12/05	1058.43	-	-	-	-	1000.04
10/24/05	1058.00	-	-	-	-	999.55
1/12/06	1058.89	-	†	†	†	999.84
4/6/06	1059.76	-	†	†	†	1000.14
7/18/06	1059.72	-	†	†	†	1000.12
10/10/06	1063.43	1128.72	†	†	†	999.67
1/8/07	1061.91	1132.39	†	†	†	997.27
4/28/07	1067.30	1137.38	†	†	†	997.97
7/2/07	1067.21	1141.00	†	†	†	997.95
10/2/07	1069.01	1143.26	†	†	†	997.28
1/9/08	1069.00	1143.12	†	†	†	995.29
4/9/08	1068.99	1143.76	†	†	†	999.69
6/30/08	1064.57	1142.74	†	†	†	997.33
10/3/08	1053.98	1141.54	†	†	†	997.19
1/8/09	1062.89	1139.35	†	†	†	-
4/20/09	1065.64	1137.60	†	†	†	-
7/7/09	1065.58	1135.85	†	†	†	-
10/6/09	1064.34	1133.81	†	†	†	-
1/6/10	1063.57	1131.56	†	†	†	-
4/7/10	1062.86	1130.38	†	†	†	-
7/14/10	1062.85	1129.07	†	†	†	-
10/19/10	1062.09	1126.77	†	†	†	-
1/10/11	1061.34	1125.36	†	†	†	-
4/5/11	1061.35	1125.59	†	†	†	-
7/13/11	1061.70	1125.98	†	†	†	994.24
8/16/11	1061.26	-	-	-	-	-
10/13/11	1060.97	1126.74	†	†	†	994.57
1/10/12	1061.41	1129.19	†	†	†	994.79
5/14/12	1063.13	1134.76	†	†	†	995.22
8/14/12	-	1138.49	†	†	†	995.12
11/12/12	1064.64	1140.49	†	†	†	995.52
2/6/13	1065.25	1137.26	†	†	†	995.66
5/13/13	1063.80	1130.25	†	†	†	996.57
8/19-20/13	1065.49	1126.35	†	†	†	995.57
11/12/13	1064.68	1123.81	†	†	†	995.84
2/13/14	1063.14	1121.58	†	†	†	-
5/6/14	1064.31	1118.91	†	†	†	-
8/7-11/14	1063.25	1115.50	†	†	†	997.01
11/18/14	1062.19	-	†	†	†	-
2/9/15	1061.72	-	†	†	†	995.02
05/4-6/15	1061.50	-	†	†	†	997.06

TABLE 5-1F
SITE MONITORING WELL INFORMATION
MID-VALLEY SANITARY LANDFILL

WELL INFORMATION	WELL NUMBER			
	F-33A	**F-33B**	**F-34A**	**F-34B**
Date well completed:	1/30/2008	1/30/2008	2/8/2008	2/8/2008
Coordinates of well:				
Northing (a)	1872714.40	1872714.40	1872717.82	1872717.82
Easting (a)	6735461.62	6735461.62	6734121.16	6734121.16
Original elevation of well (ft above msl):				
Top of well monument	-	-	-	-
Ground surface	1533.87	1533.87	1535.89	1535.89
Top of well casing/seal	1533.28	1533.25	1535.42	1535.44
Original total depth of well at installation (ft)	350.0	420.0	340.0	400.0
Original depth of screened interval (ft):	310-350	380-420	300-340	360-400
Estimated depth of pump (ft):	NP	NP	NP	NP
Depth to water from top of well casing/seal (ft):				
7/1/08	341.28	343.16	320.15	326.27
10/3/08	346.43	348.53	330.45	330.81
1/8/09	346.15	350.97	334.15	334.35
4/20/09	-	352.14	-	334.29
7/7/09	-	353.50	338.02	338.05
10/6/09	-	355.74	-	340.14
1/6/10	-	357.33	-	342.10
4/7/10	-	359.21	-	344.44
7/14/10	-	359.91	-	345.72
10/19/10	-	361.20	-	347.38
1/10/11	-	362.75	-	348.49
4/5/11	-	362.24	-	348.12
7/13/11	-	360.93	-	346.39
10/13/11	-	359.82	-	342.28
1/10/12	350.18	352.38	332.15	332.24
5/14/12	342.18	343.20	316.19	323.05
8/14/12	340.60	341.91	313.51	322.61
11/12/12	341.72	342.71	313.62	323.59
2/6/13	343.36	344.09	316.63	326.07
5/13/13	-	346.41	325.84	330.03
8/19-20/13	349.55	350.40	333.62	333.98
11/12/13	-	353.71	337.04	337.32
2/13/14	-	357.08	-	341.69
5/6/14	-	358.29	-	343.55
8/7-11/14	-	360.66	-	347.08
11/18/14	-	363.87	-	350.91
2/9/15	-	366.00	-	353.74
05/4-6/15	-	369.18	-	356.54
Elevation of water surface (ft above msl):				
7/1/08	1192.00	1190.09	1215.27	1209.17
10/3/08	1186.85	1184.72	1204.97	1204.63
1/8/09	1187.13	1182.28	1201.27	1201.09
4/20/09	-	1181.11	-	1201.15
7/7/09	-	1179.75	1197.40	1197.39
10/6/09	-	1177.51	-	1195.30
1/6/10	-	1175.92	-	1193.34
4/7/10	-	1174.04	-	1191.00
7/14/10	-	1173.34	-	1189.72
10/19/10	-	1172.05	-	1188.06
1/10/11	-	1170.50	-	1186.95
4/5/11	-	1171.01	-	1187.32
7/13/11	-	1172.32	-	1189.05
10/13/11	-	1173.43	-	1193.16
1/10/12	1183.10	1180.87	1203.27	1203.20
5/14/12	1191.10	1190.05	1219.23	1212.39
8/14/12	1192.68	1191.34	1221.91	1212.83
11/12/12	1191.56	1190.54	1221.80	1211.85
2/6/13	1189.92	1189.16	1218.79	1209.37
5/13/13	-	1186.84	1209.58	1205.41
8/19-20/13	-	1182.85	1201.80	1201.46
11/12/13	-	1179.54	1198.38	1198.12
2/13/14	-	1176.17	-	1193.75
5/6/14	-	1174.96	-	1191.89
8/7-11/14	-	1172.59	-	1188.36
11/18/14	-	1169.38	-	1184.53
2/9/15	-	1167.25	-	1181.70
05/4-6/15	-	1164.07	-	1178.90

TABLE 5-2
MID-VALLEY SANITARY LANDFILL
HISTORICAL SUMMARY - MONITORING WELL F-1

ANALYTE	UNITS	Dec 1987	July 1988	Oct 1988	Jan 1989	Apr 1989	May (b) 1993	Aug 1993	Nov 1993	Mar 1994	Mar-94 Retest
FIELD PARAMETERS											
Dissolved Oxygen	mg/L	NA	NA	NA	NA	NA	NA	NA	NA	NA	NA
Oxidation-Reduction Potential	mV	NA	NA	NA	NA	NA	NA	NA	NA	NA	NA
pH	units	7.6	NA	7.6	NA	NA	7.55	7.72	7.20	7.47	NA
Specific Conductance	µmhos/cm	490	NA	410	NA	NA	423	462	473	448	NA
Temperature	C°	NA	NA	NA	NA	NA	NA	NA	NA	18.22	NA
Turbidity	NTU	NA	NA	NA	NA	NA	NA	NA	NA	NA	NA
GENERAL CHEMISTRY											
Alkalinity	mg/L	NA	NA	150	NA	NA	170	180	189	177	NA
Anions	meq/L	NA	NA	4.29	NA	NA	4.26	4.71	4.98	63	NA
Bicarbonate	mg/L	ND	NA	183	NA	NA	207	220	230	177	NA
Biological Oxygen Demand (BOD)	mg/L	NA	NA	NA	NA	NA	NA	NA	NA	NA	NA
Carbonate	mg/L	ND	NA	ND	NA	NA	NA	1.0	NA	5.0	NA
Cations	meq/L	NA	NA	4.26	NA	NA	4.61	4.82	4.92	4.65	NA
Chemical Oxygen Demand (COD)	mg/L	ND	NA	NA	NA	NA	27	21	6.0	62.5	NA
Chloride	mg/L	49	NA	19	NA	NA	5.0	7.0	5.0	6.0	NA
Fluoride	mg/L	NA	NA	NA	NA	NA	0.4	0.3	0.2	0.203	NA
Hardness	mg/L	NA	NA	156	NA	NA	205	201	212	180	NA
Hydroxide	mg/L	NA	NA	NA	NA	NA	NA	1.0	NA	5.0	NA
Nitrate (as N)	mg/L	1.9	NA	6	NA	NA	4.09	7.76	7.16	5.3	NA
Perchlorate	mg/L	NA	NA	NA	NA	NA	NA	NA	NA	NA	NA
Phosphate	mg/L	ND	NA	NA	NA	NA	0.27	0.05	0.05	NA	NA
Sulfate	mg/L	32	NA	31	NA	NA	21	17	27	56.8	NA
Total Dissolved Solids (TDS)	mg/L	390	NA	265	NA	NA	278	288	324	310	NA
Total Organic Carbon (TOC)	mg/L	NA	NA	NA	NA	NA	5.8	1.0	0.5	3.4	NA
Total Organic Halides (TOX)	mg/L	NA	ND	0.018	NA	NA	NA	0.005	NA	0.003	NA
METALS											
Aluminum	mg/L	NA	NA	NA	NA	NA	0.13	NA	NA	NA	NA
Antimony	mg/L	NA	NA	NA	NA	NA	NA	NA	NA	NA	NA
Arsenic	mg/L	ND	NA	ND	NA	NA	0.0009	NA	NA	NA	NA
Barium	mg/L	NA	NA	NA	NA	NA	NA	NA	NA	NA	NA
Beryllium	mg/L	NA	NA	NA	NA	NA	NA	NA	NA	NA	NA
Boron	mg/L	NA	NA	NA	NA	NA	0.1	0.1	0.2	0.24	NA
Cadmium	mg/L	ND	NA	ND	NA	NA	NA	NA	NA	NA	NA
Calcium	mg/L	48	NA	49	NA	NA	61.4	68.9	70.4	68.3	NA
Chromium-Hexavalent	mg/L	NA	NA	NA	NA	NA	NA	NA	NA	NA	NA
Chromium-Total	mg/L	0.0048	NA	ND	NA	NA	NA	NA	NA	NA	NA
Cobalt	mg/L	NA	NA	NA	NA	NA	NA	NA	NA	NA	NA
Copper	mg/L	0.01	NA	ND	NA	NA	0.016	NA	NA	NA	NA
Iron	mg/L	0.12	NA	0.02	NA	NA	0.13	0.01	0.05	0.502	NA
Lead	mg/L	ND	NA	ND	NA	NA	NA	NA	NA	NA	NA
Magnesium	mg/L	NA	NA	8.0	NA	NA	11.7	9.70	9.37	8.95	NA
Manganese	mg/L	0.15	NA	ND	NA	NA	0.007	0.007	0.007	0.016	NA
Mercury	mg/L	ND	NA	ND	NA	NA	0.0079	NA	NA	NA	NA
Molybdenum	mg/L	ND	NA	ND	NA	NA	NA	NA	NA	NA	NA
Nickel	mg/L	0.026	NA	ND	NA	NA	NA	NA	NA	NA	NA
Phosphorus	mg/L	NA	NA	NA	NA	NA	0.29	0.09	0.06	0.62	NA
Potassium	mg/L	6.0	NA	4.0	NA	NA	2.79	2.91	2.92	2.92	NA
Selenium	mg/L	ND	NA	ND	NA	NA	0.0018	NA	NA	NA	NA
Silver	mg/L	ND	NA	ND	NA	NA	NA	NA	NA	NA	NA
Sodium	mg/L	60	NA	24	NA	NA	11.5	11.5	12.8	10	NA
Thallium	mg/L	NA	NA	NA	NA	NA	NA	NA	NA	NA	NA
Vanadium	mg/L	ND	NA	ND	NA	NA	NA	NA	NA	NA	NA
Zinc	mg/L	0.20	NA	ND	NA	NA	0.03	0.013	0.010	0.046	NA
VOLATILE ORGANIC COMPOUNDS											
1,1-Dichloroethane	µg/L	NA	NA	NA	NA	NA	NA	0.50	NA	0.03	NA
Carbon Disulfide	µg/L	NA	NA	NA	NA	NA	NA	NA	NA	NA	NA
Chloroform	µg/L	ND	ND	NA	NA	NA	0.50	NA	NA	0.20	NA
cis-1,2-Dichloroethene	µg/L	ND	ND	NA	NA	NA	NA	NA	NA	NA	NA
Dichlorodifluoromethane	µg/L	ND	ND	ND	NA	NA	NA	0.50	NA	0.08	NA
Methylene Chloride	µg/L	NA	NA	NA	NA	NA	NA	0.50	NA	NA	NA
Methyl t-butyl ether	µg/L	NA	NA	NA	NA	NA	NA	NA	NA	NA	NA
Tetrachloroethene	µg/L	ND	ND	ND	NA	NA	0.50	1.10	1.20	2.18	1.80
Toluene	µg/L	ND	ND	ND	NA	NA	0.50	0.50	0.50	0.50	0.50
Trichloroethene	µg/L	ND	ND	ND	NA	NA	NA	0.50	NA	0.05	0.05
Trichlorofluoromethane	µg/L	ND	ND	ND	NA	NA	0.5	0.5	0.5	0.5	0.5
SEMI-VOLATILE ORGANIC COMPOUNDS											
bis(2-Ethylhexyl) Phthalate	µg/L	NA	NA	NA	NA	NA	NA	NA	NA	NA	NA
Diethylphthalate	µg/L	NA	NA	NA	NA	NA	NA	NA	NA	NA	NA
Dimethylphthalate	µg/L	NA	NA	NA	NA	NA	NA	NA	NA	NA	NA

[EA] (Extended analysis) - Appendix I and Appendix II constituents analyzed. Other monitoring periods analyzed for routine monitoring parameters. Only detected compounds included above.

TABLE 5-2 (CONT'D)
MID-VALLEY SANITARY LANDFILL
HISTORICAL SUMMARY - MONITORING WELL F-1

ANALYTE	UNITS	Jun 1994	Aug 1994	Dec [EA] 1994	Mav [EA] 1995	Jul [EA] 1995	Nov 1995	Feb 1996	May 1996	Jul 1996	Oct 1996
FIELD PARAMETERS											
Dissolved Oxygen	mg/L	NA	NA	NA	NA	NA	NA	NA	NA	NA	NA
Oxidation-Reduction Potential	mV	NA	NA	NA	NA	NA	NA	NA	NA	NA	NA
pH	units	7.69	NA	7.28	7.32	7.52	7.45	7.77	7.65	7.57	6.97
Specific Conductance	µmhos/cm	366	NA	325	435	373	428	416	428	371	378
Temperature	C°	19.78	NA	18	19	14	20	NA	NA	NA	NA
Turbidity	NTU	NA	NA	NA	NA	NA	NA	NA	NA	NA	NA
GENERAL CHEMISTRY											
Alkalinity	mg/L	202	162	143	142	144	NA	NA	NA	NA	NA
Anions	meq/L	4.34	3.83	3.32	3.0	3.04	NA	NA	NA	NA	NA
Bicarbonate	mg/L	202	198	143	142	144	NA	NA	NA	NA	NA
Biological Oxygen Demand (BOD)	mg/L	NA	NA	NA	NA	NA	NA	NA	NA	NA	NA
Carbonate	mg/L	5.0	1.0	NA	NA	5.0	NA	NA	NA	NA	NA
Cations	meq/L	4.02	4.24	4.23	4.11	4.35	NA	NA	NA	NA	NA
Chemical Oxygen Demand (COD)	mg/L	18.8	8.0	3.0	3.0	14.1	NA	NA	NA	NA	NA
Chloride	mg/L	6.5	2.0	6.0	6.0	6.0	10.0	5.0	4.0	6.0	6.0
Fluoride	mg/L	0.208	0.5	**0.272**	**0.210**	**0.200**	NA	NA	NA	NA	NA
Hardness	mg/L	182	172	165	167	178	200	185	174	180	172
Hydroxide	mg/L	5.0	1.0	5.0	5.0	5.0	NA	NA	NA	NA	NA
Nitrate (as N)	mg/L	3.59	2.71	1.55	3.14	3.32	5.30	5.8	4.8	3.41	3.89
Perchlorate	mg/L	NA	NA	NA	NA	NA	NA	NA	NA	NA	NA
Phosphate	mg/L	NA	NA	0.06	0.06	0.06	NA	NA	NA	NA	NA
Sulfate	mg/L	23.5	16	23.0	20.4	20.6	21.0	20	15	18.3	20.9
Total Dissolved Solids (TDS)	mg/L	250	246	192	206	210	280	259	250	240	236
Total Organic Carbon (TOC)	mg/L	6.53	0.5	1.0	1.0	1.0	NA	NA	NA	NA	NA
Total Organic Halides (TOX)	mg/L	0.009	0.005	**0.007**	0.005	0.005	NA	NA	NA	NA	NA
METALS											
Aluminum	mg/L	0.757	NA	0.037	0.01	**0.023**	NA	NA	NA	NA	NA
Antimony	mg/L	0.016	NA	0.005	0.005	0.005	NA	NA	NA	NA	NA
Arsenic	mg/L	**0.039**	NA	**0.0033**	0.002	0.002	NA	NA	NA	NA	NA
Barium	mg/L	0.283	NA	0.3	0.10	0.10	NA	NA	NA	NA	NA
Beryllium	mg/L	**0.004**	NA	0.0005	0.0005	0.0005	NA	NA	NA	NA	NA
Boron	mg/L	0.22	0.04	0.02	0.290	0.050	NA	NA	NA	NA	NA
Cadmium	mg/L	0.003	NA	**0.00048**	**0.0005**	**0.0002**	NA	NA	NA	NA	NA
Calcium	mg/L	59.1	61	62.0	61.8	62.5	76.0	67.0	60.0	59.7	56.6
Chromium-Hexavalent	mg/L	0.02	NA	0.01	0.01	0.01	NA	NA	NA	NA	NA
Chromium-Total	mg/L	0.248	NA	0.0015	0.070	0.003	NA	NA	NA	NA	NA
Cobalt	mg/L	**0.004**	NA	0.001	0.001	0.001	NA	NA	NA	NA	NA
Copper	mg/L	0.364	NA	0.03	0.03	0.03	NA	NA	NA	NA	NA
Iron	mg/L	0.849	0.14	0.07	**0.070**	0.576	0.320	0.006	0.006	0.222	0.10
Lead	mg/L	0.041	NA	0.001	**0.002**	0.001	NA	NA	NA	NA	NA
Magnesium	mg/L	7.59	8.4	8.88	7.18	7.66	9.50	9.00	9.10	8.37	8.19
Manganese	mg/L	0.02	0.051	0.05	0.05	0.05	0.05	0.0012	0.0012	0.0030	0.0002
Mercury	mg/L	0.0002	NA	0.0002	0.0002	0.0002	NA	NA	NA	NA	NA
Molybdenum	mg/L	0.009	NA	0.0045	0.006	0.008	NA	NA	NA	NA	NA
Nickel	mg/L	0.124	NA	0.005	0.005	0.005	NA	NA	NA	NA	NA
Phosphorus	mg/L	0.1	0.41	0.13	0.06	0.06	NA	NA	NA	NA	NA
Potassium	mg/L	2.58	2.7	2.31	2.25	3.16	2.60	2.6	2.2	2.59	2.52
Selenium	mg/L	**0.034**	NA	0.004	0.004	0.004	NA	NA	NA	NA	NA
Silver	mg/L	0.013	NA	0.003	0.003	0.003	NA	NA	NA	NA	NA
Sodium	mg/L	8.86	9.9	7.51	8.20	10.8	26.0	11.0	9.30	11.5	7.90
Thallium	mg/L	0.025	NA	0.001	0.001	0.001	NA	NA	NA	NA	NA
Vanadium	mg/L	0.002	NA	0.014	0.005	**0.009**	NA	NA	NA	NA	NA
Zinc	mg/L	0.016	0.054	0.01	0.040	**0.010**	0.040	0.003	0.003	0.020	**0.023**
VOLATILE ORGANIC COMPOUNDS											
1,1-Dichloroethane	µg/L	0.03	0.35	0.19	0.19	0.19	0.6	0.30	0.30	0.18	0.18
Carbon Disulfide	µg/L	NA	NA	NA	NA	NA	NA	NA	NA	NA	NA
Chloroform	µg/L	0.2	0.2	0.26	0.26	0.26	0.26	0.50	0.50	0.13	0.13
cis-1,2-Dichloroethene	µg/L	NA	NA	NA	NA	NA	NA	NA	NA	NA	NA
Dichlorodifluoromethane	µg/L	0.35	0.35	0.29	0.29	0.29	**0.34**	0.30	0.30	0.29	0.29
Methylene Chloride	µg/L	0.2	0.2	0.17	**0.37**[(5)]	0.17	0.17	1.2	1.2	0.28	0.28
Methyl t-butyl ether	µg/L	NA	NA	NA	NA	NA	NA	NA	NA	NA	NA
Tetrachloroethene	µg/L	**0.142**	0.35	**0.19**	0.16	0.16	4.7	2.0	1.0	**0.20**	0.17
Toluene	µg/L	0.2	0.2	0.10	0.10	0.10	0.10	0.70	0.70	0.27	0.27
Trichloroethene	µg/L	0.05	0.2	0.31	0.31	0.31	0.9	0.30	0.30	0.19	0.19
Trichlorofluoromethane	µg/L	0.5	0.35	0.23	0.23	0.23	0.23	0.20	0.20	0.30	0.30
SEMI-VOLATILE ORGANIC COMPOUNDS											
bis(2-Ethylhexyl) Phthalate	µg/L	NA	NA	**2.0**[(5)]	**2.0**[(5)]	5.0	NA	NA	NA	NA	NA
Diethylphthalate	µg/L	NA	NA	1.6	1.6	5.0	NA	NA	NA	NA	NA
Dimethylphthalate	µg/L	NA	NA	**6.8**[(5)]	0.8	23[(5)]	NA	NA	NA	NA	NA

[EA] (Extended analysis) - Appendix I and Appendix II constituents analyzed. Other monitoring periods analyzed for routine monitoring parameters. Only detected compounds included above.

TABLE 5-2 (CONT'D)
MID-VALLEY SANITARY LANDFILL
HISTORICAL SUMMARY - MONITORING WELL F-1

ANALYTE	UNITS	Jan 1997	Apr 1997	Jul 1997	Oct 1997	Jan 1998	Apr 1998	Jul 1998	Oct 1998	Jan 1999	Apr 1999
FIELD PARAMETERS											
Dissolved Oxygen	mg/L	NA	NA	NA	NA	NA	NA	NA	NA	6.6	7.8
Oxidation-Reduction Potential	mV	NA	NA	NA	NA	NA	NA	NA	NA	NA	NA
pH	units	7.1	7.29	6.84	7.5	7.37	7.4	7.3	7.4	7.49	7.4
Specific Conductance	µmhos/cm	372	358	403	NA	NA	NA	NA	NA	NA	NA
Temperature	C°	NA	NA	NA	NA	NA	NA	NA	NA	20	20
Turbidity	NTU	NA	NA	NA	NA	NA	NA	NA	NA	NA	NA
GENERAL CHEMISTRY											
Alkalinity	mg/L	NA	NA	NA	NA	NA	NA	NA	NA	NA	NA
Anions	meq/L	NA	NA	NA	NA	NA	NA	NA	NA	NA	NA
Bicarbonate	mg/L	NA	NA	NA	NA	NA	NA	NA	NA	NA	NA
Biological Oxygen Demand (BOD)	mg/L	NA	NA	NA	NA	NA	NA	NA	NA	NA	NA
Carbonate	mg/L	NA	NA	NA	NA	NA	NA	NA	NA	NA	NA
Cations	meq/L	NA	NA	NA	NA	NA	NA	NA	NA	NA	NA
Chemical Oxygen Demand (COD)	mg/L	NA	NA	NA	NA	NA	NA	NA	NA	NA	NA
Chloride	mg/L	10.0	**7.0**	6.0	**6.0**	6.0	6.0	6.0	6.0	5.1	5.2
Fluoride	mg/L	NA	NA	NA	NA	NA	NA	NA	NA	NA	NA
Hardness	mg/L	190	187	NA	NA	NA	NA	NA	NA	NA	NA
Hydroxide	mg/L	NA	NA	NA	NA	NA	NA	NA	NA	NA	NA
Nitrate (as N)	mg/L	4.1	1.12	1.71	4.5	3.7	3.7	4.3	5.6	7.9	3.9
Perchlorate	mg/L	NA	NA	NA	0.0016	NA	NA	NA	NA	NA	NA
Phosphate	mg/L	NA	NA	NA	NA	NA	NA	NA	NA	NA	NA
Sulfate	mg/L	19	19	21	23	22.1	20	22	20	21	22
Total Dissolved Solids (TDS)	mg/L	246	228	278	268	268	266	258	300	288	208
Total Organic Carbon (TOC)	mg/L	NA	NA	NA	NA	NA	NA	NA	NA	NA	NA
Total Organic Halides (TOX)	mg/L	NA	NA	NA	NA	NA	NA	NA	NA	NA	NA
METALS											
Aluminum	mg/L	NA	NA	NA	NA	NA	NA	NA	NA	NA	NA
Antimony	mg/L	NA	NA	NA	NA	NA	NA	NA	NA	NA	NA
Arsenic	mg/L	NA	NA	NA	NA	NA	NA	NA	NA	NA	NA
Barium	mg/L	NA	NA	NA	NA	NA	NA	NA	NA	NA	NA
Beryllium	mg/L	NA	NA	NA	NA	NA	NA	NA	NA	NA	NA
Boron	mg/L	NA	NA	NA	NA	NA	NA	NA	NA	NA	NA
Cadmium	mg/L	NA	NA	NA	NA	NA	NA	NA	NA	NA	NA
Calcium	mg/L	56.7	54	60	57	70	83	72	77	74	71
Chromium-Hexavalent	mg/L	NA	NA	NA	NA	NA	NA	NA	NA	NA	NA
Chromium-Total	mg/L	NA	NA	NA	NA	NA	NA	NA	NA	NA	NA
Cobalt	mg/L	NA	NA	NA	NA	NA	NA	NA	NA	NA	NA
Copper	mg/L	NA	NA	NA	NA	NA	NA	NA	NA	NA	NA
Iron	mg/L	0.10	0.06	NA	NA	NA	NA	NA	NA	NA	NA
Lead	mg/L	NA	NA	NA	NA	NA	NA	NA	NA	NA	NA
Magnesium	mg/L	8.53	8.8	8.4	9.7	9.8	10	8.3	9.3	11	11
Manganese	mg/L	0.03	**0.053**	NA	NA	NA	NA	NA	NA	NA	NA
Mercury	mg/L	NA	NA	NA	NA	NA	NA	NA	NA	NA	NA
Molybdenum	mg/L	NA	NA	NA	NA	NA	NA	NA	NA	NA	NA
Nickel	mg/L	NA	NA	NA	NA	NA	NA	NA	NA	NA	NA
Phosphorus	mg/L	NA	NA	NA	NA	NA	NA	NA	NA	NA	NA
Potassium	mg/L	2.57	2.8	NA	NA	NA	NA	NA	NA	NA	NA
Selenium	mg/L	NA	NA	NA	NA	NA	NA	NA	NA	NA	NA
Silver	mg/L	NA	NA	NA	NA	NA	NA	NA	NA	NA	NA
Sodium	mg/L	10.0	8.1	8.7	14	9.4	9.7	10	11	14	7.2
Thallium	mg/L	NA	NA	NA	NA	NA	NA	NA	NA	NA	NA
Vanadium	mg/L	NA	NA	NA	NA	NA	NA	NA	NA	NA	NA
Zinc	mg/L	**0.0383**	**0.028**	NA	NA	NA	NA	NA	NA	NA	NA
VOLATILE ORGANIC COMPOUNDS											
1,1-Dichloroethane	µg/L	0.18	0.18	0.30	0.30	0.30	0.30	0.30	**0.34**	0.9	0.30
Carbon Disulfide	µg/L	NA	NA	NA	NA	NA	NA	NA	NA	NA	NA
Chloroform	µg/L	0.13	0.13	0.17	0.17	0.17	0.17	0.17	**0.17**	**0.32**	0.17
cis-1,2-Dichloroethene	µg/L	NA	NA	0.12	0.12	0.12	0.12	0.12	0.12	0.12	0.12
Dichlorodifluoromethane	µg/L	0.29	0.29	0.22	0.22	0.22	0.22	0.22	**0.33**	0.6	0.22
Methylene Chloride	µg/L	0.28	0.28	0.21	0.21	0.21	0.21	0.21	0.7	0.21	0.21
Methyl t-butyl ether	µg/L	NA	NA	NA	NA	NA	NA	NA	NA	NA	NA
Tetrachloroethene	µg/L	0.17	0.17	0.32	0.32	0.32	0.32	0.32	1.3	5.9	1.6
Toluene	µg/L	0.27	0.27	0.12	0.12	**0.36**[(5)]	0.12	0.12	0.12	0.12	0.12
Trichloroethene	µg/L	0.19	0.19	0.17	0.17	0.17	0.17	0.17	**0.41**	1.2	0.17
Trichlorofluoromethane	µg/L	0.30	0.30	0.25	0.25	0.25	0.25	0.25	**0.27**	0.25	0.25
SEMI-VOLATILE ORGANIC COMPOUNDS											
bis(2-Ethylhexyl) Phthalate	µg/L	NA	NA	NA	NA	NA	NA	NA	NA	NA	NA
Diethylphthalate	µg/L	NA	NA	NA	NA	NA	NA	NA	NA	NA	NA
Dimethylphthalate	µg/L	NA	NA	NA	NA	NA	NA	NA	NA	NA	NA

[EA] (Extended analysis) - Appendix I and Appendix II constituents analyzed. Other monitoring periods analyzed for routine monitoring parameters. Only detected compounds included above.

TABLE 5-2 (CONT'D)
MID-VALLEY SANITARY LANDFILL
HISTORICAL SUMMARY - MONITORING WELL F-1

ANALYTE	UNITS	Jul 1999	Oct 1999	Jan 2000	Apr 2000	Jul 2000	Oct 2000	Jan 2001	Apr 2001	Jul 2001	Oct 2001
FIELD PARAMETERS											
Dissolved Oxygen	mg/L	7.0	6.8	7.1	DRY	DRY	DRY	DRY	DRY	DRY	DRY
Oxidation-Reduction Potential	mV	NA	NA	NA	DRY	DRY	DRY	DRY	DRY	DRY	DRY
pH	units	7.7	7.8	7.7	DRY	DRY	DRY	DRY	DRY	DRY	DRY
Specific Conductance	µmhos/cm	NA	NA	NA	DRY	DRY	DRY	DRY	DRY	DRY	DRY
Temperature	C°	20	20	19	DRY	DRY	DRY	DRY	DRY	DRY	DRY
Turbidity	NTU	NA	NA	NA	DRY	DRY	DRY	DRY	DRY	DRY	DRY
GENERAL CHEMISTRY											
Alkalinity	mg/L	NA	NA	NA	DRY	DRY	DRY	DRY	DRY	DRY	DRY
Anions	meq/L	NA	NA	NA	DRY	DRY	DRY	DRY	DRY	DRY	DRY
Bicarbonate	mg/L	NA	NA	NA	DRY	DRY	DRY	DRY	DRY	DRY	DRY
Biological Oxygen Demand (BOD)	mg/L	NA	NA	NA	DRY	DRY	DRY	DRY	DRY	DRY	DRY
Carbonate	mg/L	NA	NA	NA	DRY	DRY	DRY	DRY	DRY	DRY	DRY
Cations	meq/L	NA	NA	NA	DRY	DRY	DRY	DRY	DRY	DRY	DRY
Chemical Oxygen Demand (COD)	mg/L	NA	NA	NA	DRY	DRY	DRY	DRY	DRY	DRY	DRY
Chloride	mg/L	4	3	5	DRY	DRY	DRY	DRY	DRY	DRY	DRY
Fluoride	mg/L	NA	NA	NA	DRY	DRY	DRY	DRY	DRY	DRY	DRY
Hardness	mg/L	NA	NA	NA	DRY	DRY	DRY	DRY	DRY	DRY	DRY
Hydroxide	mg/L	NA	NA	NA	DRY	DRY	DRY	DRY	DRY	DRY	DRY
Nitrate (as N)	mg/L	5.7	5.7	5.7	DRY	DRY	DRY	DRY	DRY	DRY	DRY
Perchlorate	mg/L	NA	NA	NA	DRY	DRY	DRY	DRY	DRY	DRY	DRY
Phosphate	mg/L	NA	NA	NA	DRY	DRY	DRY	DRY	DRY	DRY	DRY
Sulfate	mg/L	21	20	20	DRY	DRY	DRY	DRY	DRY	DRY	DRY
Total Dissolved Solids (TDS)	mg/L	290	280	260	DRY	DRY	DRY	DRY	DRY	DRY	DRY
Total Organic Carbon (TOC)	mg/L	NA	NA	NA	DRY	DRY	DRY	DRY	DRY	DRY	DRY
Total Organic Halides (TOX)	mg/L	NA	NA	NA	DRY	DRY	DRY	DRY	DRY	DRY	DRY
METALS											
Aluminum	mg/L	NA	NA	NA	DRY	DRY	DRY	DRY	DRY	DRY	DRY
Antimony	mg/L	NA	NA	NA	DRY	DRY	DRY	DRY	DRY	DRY	DRY
Arsenic	mg/L	NA	NA	NA	DRY	DRY	DRY	DRY	DRY	DRY	DRY
Barium	mg/L	NA	NA	NA	DRY	DRY	DRY	DRY	DRY	DRY	DRY
Beryllium	mg/L	NA	NA	NA	DRY	DRY	DRY	DRY	DRY	DRY	DRY
Boron	mg/L	NA	NA	NA	DRY	DRY	DRY	DRY	DRY	DRY	DRY
Cadmium	mg/L	NA	NA	NA	DRY	DRY	DRY	DRY	DRY	DRY	DRY
Calcium	mg/L	63	65	65	DRY	DRY	DRY	DRY	DRY	DRY	DRY
Chromium-Hexavalent	mg/L	NA	NA	NA	DRY	DRY	DRY	DRY	DRY	DRY	DRY
Chromium-Total	mg/L	NA	NA	NA	DRY	DRY	DRY	DRY	DRY	DRY	DRY
Cobalt	mg/L	NA	NA	NA	DRY	DRY	DRY	DRY	DRY	DRY	DRY
Copper	mg/L	NA	NA	NA	DRY	DRY	DRY	DRY	DRY	DRY	DRY
Iron	mg/L	NA	NA	NA	DRY	DRY	DRY	DRY	DRY	DRY	DRY
Lead	mg/L	NA	NA	NA	DRY	DRY	DRY	DRY	DRY	DRY	DRY
Magnesium	mg/L	9	9	9	DRY	DRY	DRY	DRY	DRY	DRY	DRY
Manganese	mg/L	NA	NA	NA	DRY	DRY	DRY	DRY	DRY	DRY	DRY
Mercury	mg/L	NA	NA	NA	DRY	DRY	DRY	DRY	DRY	DRY	DRY
Molybdenum	mg/L	NA	NA	NA	DRY	DRY	DRY	DRY	DRY	DRY	DRY
Nickel	mg/L	NA	NA	NA	DRY	DRY	DRY	DRY	DRY	DRY	DRY
Phosphorus	mg/L	NA	NA	NA	DRY	DRY	DRY	DRY	DRY	DRY	DRY
Potassium	mg/L	NA	NA	NA	DRY	DRY	DRY	DRY	DRY	DRY	DRY
Selenium	mg/L	NA	NA	NA	DRY	DRY	DRY	DRY	DRY	DRY	DRY
Silver	mg/L	NA	NA	NA	DRY	DRY	DRY	DRY	DRY	DRY	DRY
Sodium	mg/L	10	10	11	DRY	DRY	DRY	DRY	DRY	DRY	DRY
Thallium	mg/L	NA	NA	NA	DRY	DRY	DRY	DRY	DRY	DRY	DRY
Vanadium	mg/L	NA	NA	NA	DRY	DRY	DRY	DRY	DRY	DRY	DRY
Zinc	mg/L	NA	NA	NA	DRY	DRY	DRY	DRY	DRY	DRY	DRY
VOLATILE ORGANIC COMPOUNDS											
1,1-Dichloroethane	µg/L	0.31	0.31	0.31	DRY	DRY	DRY	DRY	DRY	DRY	DRY
Carbon Disulfide	µg/L	**0.5**	0.42	0.42	DRY	DRY	DRY	DRY	DRY	DRY	DRY
Chloroform	µg/L	0.24	0.24	0.24	DRY	DRY	DRY	DRY	DRY	DRY	DRY
cis-1,2-Dichloroethene	µg/L	0.19	0.19	0.19	DRY	DRY	DRY	DRY	DRY	DRY	DRY
Dichlorodifluoromethane	µg/L	0.24	0.24	0.24	DRY	DRY	DRY	DRY	DRY	DRY	DRY
Methylene Chloride	µg/L	0.27	0.27	0.27	DRY	DRY	DRY	DRY	DRY	DRY	DRY
Methyl t-butyl ether	µg/L	NA	NA	NA	DRY	DRY	DRY	DRY	DRY	DRY	DRY
Tetrachloroethene	µg/L	0.34	0.34	0.34	DRY	DRY	DRY	DRY	DRY	DRY	DRY
Toluene	µg/L	0.14	0.14	0.14	DRY	DRY	DRY	DRY	DRY	DRY	DRY
Trichloroethene	µg/L	0.17	0.17	0.17	DRY	DRY	DRY	DRY	DRY	DRY	DRY
Trichlorofluoromethane	µg/L	0.43	0.43	0.43	DRY	DRY	DRY	DRY	DRY	DRY	DRY
SEMI-VOLATILE ORGANIC COMPOUNDS											
bis(2-Ethylhexyl) Phthalate	µg/L	NA	NA	NA	DRY	DRY	DRY	DRY	DRY	DRY	DRY
Diethylphthalate	µg/L	NA	NA	NA	DRY	DRY	DRY	DRY	DRY	DRY	DRY
Dimethylphthalate	µg/L	NA	NA	NA	DRY	DRY	DRY	DRY	DRY	DRY	DRY

[EA] (Extended analysis) - Appendix I and Appendix II constituents analyzed. Other monitoring periods analyzed for routine monitoring parameters. Only detected compounds included above.

TABLE 5-2 (CONT'D)
MID-VALLEY SANITARY LANDFILL
HISTORICAL SUMMARY - MONITORING WELL F-1

ANALYTE	UNITS	Jan 2002	Apr 2002	Jul 2002	Oct 2002	Jan 2003	Apr 2003	Oct 2003	Jan 2004	Apr 2004	Jul 2004
FIELD PARAMETERS											
Dissolved Oxygen	mg/L	DRY	DRY	DRY	DRY	DRY	DRY	DRY	DRY	DRY	DRY
Oxidation-Reduction Potential	mV	DRY	DRY	DRY	DRY	DRY	DRY	DRY	DRY	DRY	DRY
pH	units	DRY	DRY	DRY	DRY	DRY	DRY	DRY	DRY	DRY	DRY
Specific Conductance	µmhos/cm	DRY	DRY	DRY	DRY	DRY	DRY	DRY	DRY	DRY	DRY
Temperature	C°	DRY	DRY	DRY	DRY	DRY	DRY	DRY	DRY	DRY	DRY
Turbidity	NTU	DRY	DRY	DRY	DRY	DRY	DRY	DRY	DRY	DRY	DRY
GENERAL CHEMISTRY											
Alkalinity	mg/L	DRY	DRY	DRY	DRY	DRY	DRY	DRY	DRY	DRY	DRY
Anions	meq/L	DRY	DRY	DRY	DRY	DRY	DRY	DRY	DRY	DRY	DRY
Bicarbonate	mg/L	DRY	DRY	DRY	DRY	DRY	DRY	DRY	DRY	DRY	DRY
Biological Oxygen Demand (BOD)	mg/L	DRY	DRY	DRY	DRY	DRY	DRY	DRY	DRY	DRY	DRY
Carbonate	mg/L	DRY	DRY	DRY	DRY	DRY	DRY	DRY	DRY	DRY	DRY
Cations	meq/L	DRY	DRY	DRY	DRY	DRY	DRY	DRY	DRY	DRY	DRY
Chemical Oxygen Demand (COD)	mg/L	DRY	DRY	DRY	DRY	DRY	DRY	DRY	DRY	DRY	DRY
Chloride	mg/L	DRY	DRY	DRY	DRY	DRY	DRY	DRY	DRY	DRY	DRY
Fluoride	mg/L	DRY	DRY	DRY	DRY	DRY	DRY	DRY	DRY	DRY	DRY
Hardness	mg/L	DRY	DRY	DRY	DRY	DRY	DRY	DRY	DRY	DRY	DRY
Hydroxide	mg/L	DRY	DRY	DRY	DRY	DRY	DRY	DRY	DRY	DRY	DRY
Nitrate (as N)	mg/L	DRY	DRY	DRY	DRY	DRY	DRY	DRY	DRY	DRY	DRY
Perchlorate	mg/L	DRY	DRY	DRY	DRY	DRY	DRY	DRY	DRY	DRY	DRY
Phosphate	mg/L	DRY	DRY	DRY	DRY	DRY	DRY	DRY	DRY	DRY	DRY
Sulfate	mg/L	DRY	DRY	DRY	DRY	DRY	DRY	DRY	DRY	DRY	DRY
Total Dissolved Solids (TDS)	mg/L	DRY	DRY	DRY	DRY	DRY	DRY	DRY	DRY	DRY	DRY
Total Organic Carbon (TOC)	mg/L	DRY	DRY	DRY	DRY	DRY	DRY	DRY	DRY	DRY	DRY
Total Organic Halides (TOX)	mg/L	DRY	DRY	DRY	DRY	DRY	DRY	DRY	DRY	DRY	DRY
METALS											
Aluminum	mg/L	DRY	DRY	DRY	DRY	DRY	DRY	DRY	DRY	DRY	DRY
Antimony	mg/L	DRY	DRY	DRY	DRY	DRY	DRY	DRY	DRY	DRY	DRY
Arsenic	mg/L	DRY	DRY	DRY	DRY	DRY	DRY	DRY	DRY	DRY	DRY
Barium	mg/L	DRY	DRY	DRY	DRY	DRY	DRY	DRY	DRY	DRY	DRY
Beryllium	mg/L	DRY	DRY	DRY	DRY	DRY	DRY	DRY	DRY	DRY	DRY
Boron	mg/L	DRY	DRY	DRY	DRY	DRY	DRY	DRY	DRY	DRY	DRY
Cadmium	mg/L	DRY	DRY	DRY	DRY	DRY	DRY	DRY	DRY	DRY	DRY
Calcium	mg/L	DRY	DRY	DRY	DRY	DRY	DRY	DRY	DRY	DRY	DRY
Chromium-Hexavalent	mg/L	DRY	DRY	DRY	DRY	DRY	DRY	DRY	DRY	DRY	DRY
Chromium-Total	mg/L	DRY	DRY	DRY	DRY	DRY	DRY	DRY	DRY	DRY	DRY
Cobalt	mg/L	DRY	DRY	DRY	DRY	DRY	DRY	DRY	DRY	DRY	DRY
Copper	mg/L	DRY	DRY	DRY	DRY	DRY	DRY	DRY	DRY	DRY	DRY
Iron	mg/L	DRY	DRY	DRY	DRY	DRY	DRY	DRY	DRY	DRY	DRY
Lead	mg/L	DRY	DRY	DRY	DRY	DRY	DRY	DRY	DRY	DRY	DRY
Magnesium	mg/L	DRY	DRY	DRY	DRY	DRY	DRY	DRY	DRY	DRY	DRY
Manganese	mg/L	DRY	DRY	DRY	DRY	DRY	DRY	DRY	DRY	DRY	DRY
Mercury	mg/L	DRY	DRY	DRY	DRY	DRY	DRY	DRY	DRY	DRY	DRY
Molybdenum	mg/L	DRY	DRY	DRY	DRY	DRY	DRY	DRY	DRY	DRY	DRY
Nickel	mg/L	DRY	DRY	DRY	DRY	DRY	DRY	DRY	DRY	DRY	DRY
Phosphorus	mg/L	DRY	DRY	DRY	DRY	DRY	DRY	DRY	DRY	DRY	DRY
Potassium	mg/L	DRY	DRY	DRY	DRY	DRY	DRY	DRY	DRY	DRY	DRY
Selenium	mg/L	DRY	DRY	DRY	DRY	DRY	DRY	DRY	DRY	DRY	DRY
Silver	mg/L	DRY	DRY	DRY	DRY	DRY	DRY	DRY	DRY	DRY	DRY
Sodium	mg/L	DRY	DRY	DRY	DRY	DRY	DRY	DRY	DRY	DRY	DRY
Thallium	mg/L	DRY	DRY	DRY	DRY	DRY	DRY	DRY	DRY	DRY	DRY
Vanadium	mg/L	DRY	DRY	DRY	DRY	DRY	DRY	DRY	DRY	DRY	DRY
Zinc	mg/L	DRY	DRY	DRY	DRY	DRY	DRY	DRY	DRY	DRY	DRY
VOLATILE ORGANIC COMPOUNDS											
1,1-Dichloroethane	µg/L	DRY	DRY	DRY	DRY	DRY	DRY	DRY	DRY	DRY	DRY
Carbon Disulfide	µg/L	DRY	DRY	DRY	DRY	DRY	DRY	DRY	DRY	DRY	DRY
Chloroform	µg/L	DRY	DRY	DRY	DRY	DRY	DRY	DRY	DRY	DRY	DRY
cis-1,2-Dichloroethene	µg/L	DRY	DRY	DRY	DRY	DRY	DRY	DRY	DRY	DRY	DRY
Dichlorodifluoromethane	µg/L	DRY	DRY	DRY	DRY	DRY	DRY	DRY	DRY	DRY	DRY
Methylene Chloride	µg/L	DRY	DRY	DRY	DRY	DRY	DRY	DRY	DRY	DRY	DRY
Methyl t-butyl ether	µg/L	DRY	DRY	DRY	DRY	DRY	DRY	DRY	DRY	DRY	DRY
Tetrachloroethene	µg/L	DRY	DRY	DRY	DRY	DRY	DRY	DRY	DRY	DRY	DRY
Toluene	µg/L	DRY	DRY	DRY	DRY	DRY	DRY	DRY	DRY	DRY	DRY
Trichloroethene	µg/L	DRY	DRY	DRY	DRY	DRY	DRY	DRY	DRY	DRY	DRY
Trichlorofluoromethane	µg/L	DRY	DRY	DRY	DRY	DRY	DRY	DRY	DRY	DRY	DRY
SEMI-VOLATILE ORGANIC COMPOUNDS											
bis(2-Ethylhexyl) Phthalate	µg/L	DRY	DRY	DRY	DRY	DRY	DRY	DRY	DRY	DRY	DRY
Diethylphthalate	µg/L	DRY	DRY	DRY	DRY	DRY	DRY	DRY	DRY	DRY	DRY
Dimethylphthalate	µg/L	DRY	DRY	DRY	DRY	DRY	DRY	DRY	DRY	DRY	DRY

[E,A] (Extended analysis) - Appendix I and Appendix II constituents analyzed. Other monitoring periods analyzed for routine monitoring parameters. Only detected compounds included above.

TABLE 5-2 (CONT'D)
MID-VALLEY SANITARY LANDFILL
HISTORICAL SUMMARY - MONITORING WELL F-1

ANALYTE	UNITS	Oct 2004	Jan 2005	Apr 2005	Jul 2005	Oct 2005	Jan 2006	Apr 2006	Jul 2006	Oct 2006	Jan 2007
FIELD PARAMETERS											
Dissolved Oxygen	mg/L	DRY	DRY	DRY	DRY	DRY	DRY	DRY	DRY	8.2	10.9
Oxidation-Reduction Potential	mV	DRY	DRY	DRY	DRY	DRY	DRY	DRY	DRY	NA	NA
pH	units	DRY	DRY	DRY	DRY	DRY	DRY	DRY	DRY	7.1	7.5
Specific Conductance	µmhos/cm	DRY	DRY	DRY	DRY	DRY	DRY	DRY	DRY	420	330
Temperature	C°	DRY	DRY	DRY	DRY	DRY	DRY	DRY	DRY	20.1	19.4
Turbidity	NTU	DRY	DRY	DRY	DRY	DRY	DRY	DRY	DRY	7	150.1
GENERAL CHEMISTRY											
Alkalinity	mg/L	DRY	DRY	DRY	DRY	DRY	DRY	DRY	DRY	NA	NA
Anions	meq/L	DRY	DRY	DRY	DRY	DRY	DRY	DRY	DRY	NA	NA
Bicarbonate	mg/L	DRY	DRY	DRY	DRY	DRY	DRY	DRY	DRY	NA	NA
Biological Oxygen Demand (BOD)	mg/L	DRY	DRY	DRY	DRY	DRY	DRY	DRY	DRY	NA	NA
Carbonate	mg/L	DRY	DRY	DRY	DRY	DRY	DRY	DRY	DRY	NA	NA
Cations	meq/L	DRY	DRY	DRY	DRY	DRY	DRY	DRY	DRY	NA	NA
Chemical Oxygen Demand (COD)	mg/L	DRY	DRY	DRY	DRY	DRY	DRY	DRY	DRY	NA	NA
Chloride	mg/L	DRY	DRY	DRY	DRY	DRY	DRY	DRY	DRY	12	15
Fluoride	mg/L	DRY	DRY	DRY	DRY	DRY	DRY	DRY	DRY	NA	NA
Hardness	mg/L	DRY	DRY	DRY	DRY	DRY	DRY	DRY	DRY	NA	NA
Hydroxide	mg/L	DRY	DRY	DRY	DRY	DRY	DRY	DRY	DRY	NA	NA
Nitrate (as N)	mg/L	DRY	DRY	DRY	DRY	DRY	DRY	DRY	DRY	6.9	6.8
Perchlorate	mg/L	DRY	DRY	DRY	DRY	DRY	DRY	DRY	DRY	0.00046	0.00046
Phosphate	mg/L	DRY	DRY	DRY	DRY	DRY	DRY	DRY	DRY	NA	NA
Sulfate	mg/L	DRY	DRY	DRY	DRY	DRY	DRY	DRY	DRY	27	29
Total Dissolved Solids (TDS)	mg/L	DRY	DRY	DRY	DRY	DRY	DRY	DRY	DRY	410	350
Total Organic Carbon (TOC)	mg/L	DRY	DRY	DRY	DRY	DRY	DRY	DRY	DRY	NA	NA
Total Organic Halides (TOX)	mg/L	DRY	DRY	DRY	DRY	DRY	DRY	DRY	DRY	NA	NA
METALS											
Aluminum	mg/L	DRY	DRY	DRY	DRY	DRY	DRY	DRY	DRY	NA	NA
Antimony	mg/L	DRY	DRY	DRY	DRY	DRY	DRY	DRY	DRY	NA	NA
Arsenic	mg/L	DRY	DRY	DRY	DRY	DRY	DRY	DRY	DRY	NA	NA
Barium	mg/L	DRY	DRY	DRY	DRY	DRY	DRY	DRY	DRY	NA	NA
Beryllium	mg/L	DRY	DRY	DRY	DRY	DRY	DRY	DRY	DRY	NA	NA
Boron	mg/L	DRY	DRY	DRY	DRY	DRY	DRY	DRY	DRY	NA	NA
Cadmium	mg/L	DRY	DRY	DRY	DRY	DRY	DRY	DRY	DRY	NA	NA
Calcium	mg/L	DRY	DRY	DRY	DRY	DRY	DRY	DRY	DRY	87	100
Chromium-Hexavalent	mg/L	DRY	DRY	DRY	DRY	DRY	DRY	DRY	DRY	NA	NA
Chromium-Total	mg/L	DRY	DRY	DRY	DRY	DRY	DRY	DRY	DRY	NA	NA
Cobalt	mg/L	DRY	DRY	DRY	DRY	DRY	DRY	DRY	DRY	NA	NA
Copper	mg/L	DRY	DRY	DRY	DRY	DRY	DRY	DRY	DRY	NA	NA
Iron	mg/L	DRY	DRY	DRY	DRY	DRY	DRY	DRY	DRY	NA	NA
Lead	mg/L	DRY	DRY	DRY	DRY	DRY	DRY	DRY	DRY	NA	NA
Magnesium	mg/L	DRY	DRY	DRY	DRY	DRY	DRY	DRY	DRY	12	14
Manganese	mg/L	DRY	DRY	DRY	DRY	DRY	DRY	DRY	DRY	NA	NA
Mercury	mg/L	DRY	DRY	DRY	DRY	DRY	DRY	DRY	DRY	NA	NA
Molybdenum	mg/L	DRY	DRY	DRY	DRY	DRY	DRY	DRY	DRY	NA	NA
Nickel	mg/L	DRY	DRY	DRY	DRY	DRY	DRY	DRY	DRY	NA	NA
Phosphorus	mg/L	DRY	DRY	DRY	DRY	DRY	DRY	DRY	DRY	NA	NA
Potassium	mg/L	DRY	DRY	DRY	DRY	DRY	DRY	DRY	DRY	NA	NA
Selenium	mg/L	DRY	DRY	DRY	DRY	DRY	DRY	DRY	DRY	NA	NA
Silver	mg/L	DRY	DRY	DRY	DRY	DRY	DRY	DRY	DRY	NA	NA
Sodium	mg/L	DRY	DRY	DRY	DRY	DRY	DRY	DRY	DRY	12	14
Thallium	mg/L	DRY	DRY	DRY	DRY	DRY	DRY	DRY	DRY	NA	NA
Vanadium	mg/L	DRY	DRY	DRY	DRY	DRY	DRY	DRY	DRY	NA	NA
Zinc	mg/L	DRY	DRY	DRY	DRY	DRY	DRY	DRY	DRY	NA	NA
VOLATILE ORGANIC COMPOUNDS											
1,1-Dichloroethane	µg/L	DRY	DRY	DRY	DRY	DRY	DRY	DRY	DRY	0.17	0.17
Carbon Disulfide	µg/L	DRY	DRY	DRY	DRY	DRY	DRY	DRY	DRY	0.38	0.38
Chloroform	µg/L	DRY	DRY	DRY	DRY	DRY	DRY	DRY	DRY	0.11	**0.12**[(5)]
cis-1,2-Dichloroethene	µg/L	DRY	DRY	DRY	DRY	DRY	DRY	DRY	DRY	0.2	0.19
Dichlorodifluoromethane	µg/L	DRY	DRY	DRY	DRY	DRY	DRY	DRY	DRY	**0.24**	**0.49**
Methylene Chloride	µg/L	DRY	DRY	DRY	DRY	DRY	DRY	DRY	DRY	0.44	0.44
Methyl t-butyl ether	µg/L	DRY	DRY	DRY	DRY	DRY	DRY	DRY	DRY	NA	NA
Tetrachloroethene	µg/L	DRY	DRY	DRY	DRY	DRY	DRY	DRY	DRY	1.7	2.0
Toluene	µg/L	DRY	DRY	DRY	DRY	DRY	DRY	DRY	DRY	0.15	0.15
Trichloroethene	µg/L	DRY	DRY	DRY	DRY	DRY	DRY	DRY	DRY	0.18	0.18
Trichlorofluoromethane	µg/L	DRY	DRY	DRY	DRY	DRY	DRY	DRY	DRY	0.20	**0.29**
SEMI-VOLATILE ORGANIC COMPOUNDS											
bis(2-Ethylhexyl) Phthalate	µg/L	DRY	DRY	DRY	DRY	DRY	DRY	DRY	DRY	NA	NA
Diethylphthalate	µg/L	DRY	DRY	DRY	DRY	DRY	DRY	DRY	DRY	NA	NA
Dimethylphthalate	µg/L	DRY	DRY	DRY	DRY	DRY	DRY	DRY	DRY	NA	NA

[EA] (Extended analysis) - Appendix I and Appendix II constituents analyzed. Other monitoring periods analyzed for routine monitoring parameters. Only detected compounds included above.

TABLE 5-2 (CONT'D)
MID-VALLEY SANITARY LANDFILL
HISTORICAL SUMMARY - MONITORING WELL F-1

ANALYTE	UNITS	Apr 2007	Jul 2007	Oct 2007	Jan 2008	Apr 2008	Jun 2008	Oct 2008	Jan 2009	Apr 2009	Jul 2009
FIELD PARAMETERS											
Dissolved Oxygen	mg/L	5.2	5.6	NA	DRY	DRY	DRY	DRY	DRY	DRY	DRY
Oxidation-Reduction Potential	mV	NA	NA	NA	DRY	DRY	DRY	DRY	DRY	DRY	DRY
pH	units	6.4	7.1	NA	DRY	DRY	DRY	DRY	DRY	DRY	DRY
Specific Conductance	µmhos/cm	630	560	NA	DRY	DRY	DRY	DRY	DRY	DRY	DRY
Temperature	C°	29.3	19.9	NA	DRY	DRY	DRY	DRY	DRY	DRY	DRY
Turbidity	NTU	38.1	1.4	NA	DRY	DRY	DRY	DRY	DRY	DRY	DRY
GENERAL CHEMISTRY											
Alkalinity	mg/L	NA	NA	NA	DRY	DRY	DRY	DRY	DRY	DRY	DRY
Anions	meq/L	NA	NA	NA	DRY	DRY	DRY	DRY	DRY	DRY	DRY
Bicarbonate	mg/L	NA	NA	NA	DRY	DRY	DRY	DRY	DRY	DRY	DRY
Biological Oxygen Demand (BOD)	mg/L	NA	NA	NA	DRY	DRY	DRY	DRY	DRY	DRY	DRY
Carbonate	mg/L	NA	NA	NA	DRY	DRY	DRY	DRY	DRY	DRY	DRY
Cations	meq/L	NA	NA	NA	DRY	DRY	DRY	DRY	DRY	DRY	DRY
Chemical Oxygen Demand (COD)	mg/L	NA	NA	NA	DRY	DRY	DRY	DRY	DRY	DRY	DRY
Chloride	mg/L	14	13	NA	DRY	DRY	DRY	DRY	DRY	DRY	DRY
Fluoride	mg/L	NA	NA	NA	DRY	DRY	DRY	DRY	DRY	DRY	DRY
Hardness	mg/L	NA	NA	NA	DRY	DRY	DRY	DRY	DRY	DRY	DRY
Hydroxide	mg/L	NA	NA	NA	DRY	DRY	DRY	DRY	DRY	DRY	DRY
Nitrate (as N)	mg/L	6.1	5.5	NA	DRY	DRY	DRY	DRY	DRY	DRY	DRY
Perchlorate	mg/L	0.00046	0.00046	NA	DRY	DRY	DRY	DRY	DRY	DRY	DRY
Phosphate	mg/L	NA	NA	NA	DRY	DRY	DRY	DRY	DRY	DRY	DRY
Sulfate	mg/L	34	33	NA	DRY	DRY	DRY	DRY	DRY	DRY	DRY
Total Dissolved Solids (TDS)	mg/L	370	330	NA	DRY	DRY	DRY	DRY	DRY	DRY	DRY
Total Organic Carbon (TOC)	mg/L	NA	NA	NA	DRY	DRY	DRY	DRY	DRY	DRY	DRY
Total Organic Halides (TOX)	mg/L	NA	NA	NA	DRY	DRY	DRY	DRY	DRY	DRY	DRY
METALS											
Aluminum	mg/L	NA	NA	NA	DRY	DRY	DRY	DRY	DRY	DRY	DRY
Antimony	mg/L	NA	NA	NA	DRY	DRY	DRY	DRY	DRY	DRY	DRY
Arsenic	mg/L	NA	NA	NA	DRY	DRY	DRY	DRY	DRY	DRY	DRY
Barium	mg/L	NA	NA	NA	DRY	DRY	DRY	DRY	DRY	DRY	DRY
Beryllium	mg/L	NA	NA	NA	DRY	DRY	DRY	DRY	DRY	DRY	DRY
Boron	mg/L	NA	NA	NA	DRY	DRY	DRY	DRY	DRY	DRY	DRY
Cadmium	mg/L	NA	NA	NA	DRY	DRY	DRY	DRY	DRY	DRY	DRY
Calcium	mg/L	94	95	NA	DRY	DRY	DRY	DRY	DRY	DRY	DRY
Chromium-Hexavalent	mg/L	NA	NA	NA	DRY	DRY	DRY	DRY	DRY	DRY	DRY
Chromium-Total	mg/L	NA	NA	NA	DRY	DRY	DRY	DRY	DRY	DRY	DRY
Cobalt	mg/L	NA	NA	NA	DRY	DRY	DRY	DRY	DRY	DRY	DRY
Copper	mg/L	NA	NA	NA	DRY	DRY	DRY	DRY	DRY	DRY	DRY
Iron	mg/L	NA	NA	NA	DRY	DRY	DRY	DRY	DRY	DRY	DRY
Lead	mg/L	NA	NA	NA	DRY	DRY	DRY	DRY	DRY	DRY	DRY
Magnesium	mg/L	14	14	NA	DRY	DRY	DRY	DRY	DRY	DRY	DRY
Manganese	mg/L	NA	NA	NA	DRY	DRY	DRY	DRY	DRY	DRY	DRY
Mercury	mg/L	NA	NA	NA	DRY	DRY	DRY	DRY	DRY	DRY	DRY
Molybdenum	mg/L	NA	NA	NA	DRY	DRY	DRY	DRY	DRY	DRY	DRY
Nickel	mg/L	NA	NA	NA	DRY	DRY	DRY	DRY	DRY	DRY	DRY
Phosphorus	mg/L	NA	NA	NA	DRY	DRY	DRY	DRY	DRY	DRY	DRY
Potassium	mg/L	NA	NA	NA	DRY	DRY	DRY	DRY	DRY	DRY	DRY
Selenium	mg/L	NA	NA	NA	DRY	DRY	DRY	DRY	DRY	DRY	DRY
Silver	mg/L	NA	NA	NA	DRY	DRY	DRY	DRY	DRY	DRY	DRY
Sodium	mg/L	12	12	NA	DRY	DRY	DRY	DRY	DRY	DRY	DRY
Thallium	mg/L	NA	NA	NA	DRY	DRY	DRY	DRY	DRY	DRY	DRY
Vanadium	mg/L	NA	NA	NA	DRY	DRY	DRY	DRY	DRY	DRY	DRY
Zinc	mg/L	NA	NA	NA	DRY	DRY	DRY	DRY	DRY	DRY	DRY
VOLATILE ORGANIC COMPOUNDS											
1,1-Dichloroethane	µg/L	0.11	0.11	NA	DRY	DRY	DRY	DRY	DRY	DRY	DRY
Carbon Disulfide	µg/L	0.24	0.24	NA	DRY	DRY	DRY	DRY	DRY	DRY	DRY
Chloroform	µg/L	0.098	**0.10**	NA	DRY	DRY	DRY	DRY	DRY	DRY	DRY
cis-1,2-Dichloroethene	µg/L	0.13	0.11	0.11	DRY	DRY	DRY	DRY	DRY	DRY	DRY
Dichlorodifluoromethane	µg/L	**0.12**	**0.11**	NA	DRY	DRY	DRY	DRY	DRY	DRY	DRY
Methylene Chloride	µg/L	0.16	0.16	NA	DRY	DRY	DRY	DRY	DRY	DRY	DRY
Methyl t-butyl ether	µg/L	NA	NA	NA	DRY	DRY	DRY	DRY	DRY	DRY	DRY
Tetrachloroethene	µg/L	**0.40**	**0.24**	NA	DRY	DRY	DRY	DRY	DRY	DRY	DRY
Toluene	µg/L	0.12	0.12	NA	DRY	DRY	DRY	DRY	DRY	DRY	DRY
Trichloroethene	µg/L	0.13	0.13	NA	DRY	DRY	DRY	DRY	DRY	DRY	DRY
Trichlorofluoromethane	µg/L	0.14	0.14	NA	DRY	DRY	DRY	DRY	DRY	DRY	DRY
SEMI-VOLATILE ORGANIC COMPOUNDS											
bis(2-Ethylhexyl) Phthalate	µg/L	NA	NA	NA	DRY	DRY	DRY	DRY	DRY	DRY	DRY
Diethylphthalate	µg/L	NA	NA	NA	DRY	DRY	DRY	DRY	DRY	DRY	DRY
Dimethylphthalate	µg/L	NA	NA	NA	DRY	DRY	DRY	DRY	DRY	DRY	DRY

[EA] (Extended analysis) - Appendix I and Appendix II constituents analyzed. Other monitoring periods analyzed for routine monitoring parameters. Only detected compounds included above.

TABLE 5-2 (CONT'D)
MID-VALLEY SANITARY LANDFILL
HISTORICAL SUMMARY - MONITORING WELL F-1

ANALYTE	UNITS	Oct 2009	Jan 2010	Apr 2010	Jul 2010	Oct 2010	Jan 2011	Apr 2011	Jul 2011	Oct 2011	Jan 2012
FIELD PARAMETERS											
Dissolved Oxygen	mg/L	DRY	DRY	DRY	DRY	DRY	DRY	DRY	DRY	DRY	6.5
Oxidation-Reduction Potential	mV	DRY	DRY	DRY	DRY	DRY	DRY	DRY	DRY	DRY	138
pH	units	DRY	DRY	DRY	DRY	DRY	DRY	DRY	DRY	DRY	7.24
Specific Conductance	µmhos/cm	DRY	DRY	DRY	DRY	DRY	DRY	DRY	DRY	DRY	677
Temperature	C°	DRY	DRY	DRY	DRY	DRY	DRY	DRY	DRY	DRY	18.42
Turbidity	NTU	DRY	DRY	DRY	DRY	DRY	DRY	DRY	DRY	DRY	1.3
GENERAL CHEMISTRY											
Alkalinity	mg/L	DRY	DRY	DRY	DRY	DRY	DRY	DRY	DRY	DRY	NA
Anions	meq/L	DRY	DRY	DRY	DRY	DRY	DRY	DRY	DRY	DRY	NA
Bicarbonate	mg/L	DRY	DRY	DRY	DRY	DRY	DRY	DRY	DRY	DRY	NA
Biological Oxygen Demand (BOD)	mg/L	DRY	DRY	DRY	DRY	DRY	DRY	DRY	DRY	DRY	NA
Carbonate	mg/L	DRY	DRY	DRY	DRY	DRY	DRY	DRY	DRY	DRY	NA
Cations	meq/L	DRY	DRY	DRY	DRY	DRY	DRY	DRY	DRY	DRY	NA
Chemical Oxygen Demand (COD)	mg/L	DRY	DRY	DRY	DRY	DRY	DRY	DRY	DRY	DRY	NA
Chloride	mg/L	DRY	DRY	DRY	DRY	DRY	DRY	DRY	DRY	DRY	11
Fluoride	mg/L	DRY	DRY	DRY	DRY	DRY	DRY	DRY	DRY	DRY	NA
Hardness	mg/L	DRY	DRY	DRY	DRY	DRY	DRY	DRY	DRY	DRY	NA
Hydroxide	mg/L	DRY	DRY	DRY	DRY	DRY	DRY	DRY	DRY	DRY	NA
Nitrate (as N)	mg/L	DRY	DRY	DRY	DRY	DRY	DRY	DRY	DRY	DRY	6.2
Perchlorate	mg/L	DRY	DRY	DRY	DRY	DRY	DRY	DRY	DRY	DRY	0.00027
Phosphate	mg/L	DRY	DRY	DRY	DRY	DRY	DRY	DRY	DRY	DRY	NA
Sulfate	mg/L	DRY	DRY	DRY	DRY	DRY	DRY	DRY	DRY	DRY	30
Total Dissolved Solids (TDS)	mg/L	DRY	DRY	DRY	DRY	DRY	DRY	DRY	DRY	DRY	430
Total Organic Carbon (TOC)	mg/L	DRY	DRY	DRY	DRY	DRY	DRY	DRY	DRY	DRY	NA
Total Organic Halides (TOX)	mg/L	DRY	DRY	DRY	DRY	DRY	DRY	DRY	DRY	DRY	NA
METALS											
Aluminum	mg/L	DRY	DRY	DRY	DRY	DRY	DRY	DRY	DRY	DRY	NA
Antimony	mg/L	DRY	DRY	DRY	DRY	DRY	DRY	DRY	DRY	DRY	NA
Arsenic	mg/L	DRY	DRY	DRY	DRY	DRY	DRY	DRY	DRY	DRY	NA
Barium	mg/L	DRY	DRY	DRY	DRY	DRY	DRY	DRY	DRY	DRY	NA
Beryllium	mg/L	DRY	DRY	DRY	DRY	DRY	DRY	DRY	DRY	DRY	NA
Boron	mg/L	DRY	DRY	DRY	DRY	DRY	DRY	DRY	DRY	DRY	NA
Cadmium	mg/L	DRY	DRY	DRY	DRY	DRY	DRY	DRY	DRY	DRY	NA
Calcium	mg/L	DRY	DRY	DRY	DRY	DRY	DRY	DRY	DRY	DRY	110
Chromium-Hexavalent	mg/L	DRY	DRY	DRY	DRY	DRY	DRY	DRY	DRY	DRY	NA
Chromium-Total	mg/L	DRY	DRY	DRY	DRY	DRY	DRY	DRY	DRY	DRY	NA
Cobalt	mg/L	DRY	DRY	DRY	DRY	DRY	DRY	DRY	DRY	DRY	NA
Copper	mg/L	DRY	DRY	DRY	DRY	DRY	DRY	DRY	DRY	DRY	NA
Iron	mg/L	DRY	DRY	DRY	DRY	DRY	DRY	DRY	DRY	DRY	NA
Lead	mg/L	DRY	DRY	DRY	DRY	DRY	DRY	DRY	DRY	DRY	NA
Magnesium	mg/L	DRY	DRY	DRY	DRY	DRY	DRY	DRY	DRY	DRY	15
Manganese	mg/L	DRY	DRY	DRY	DRY	DRY	DRY	DRY	DRY	DRY	NA
Mercury	mg/L	DRY	DRY	DRY	DRY	DRY	DRY	DRY	DRY	DRY	NA
Molybdenum	mg/L	DRY	DRY	DRY	DRY	DRY	DRY	DRY	DRY	DRY	NA
Nickel	mg/L	DRY	DRY	DRY	DRY	DRY	DRY	DRY	DRY	DRY	NA
Phosphorus	mg/L	DRY	DRY	DRY	DRY	DRY	DRY	DRY	DRY	DRY	NA
Potassium	mg/L	DRY	DRY	DRY	DRY	DRY	DRY	DRY	DRY	DRY	NA
Selenium	mg/L	DRY	DRY	DRY	DRY	DRY	DRY	DRY	DRY	DRY	NA
Silver	mg/L	DRY	DRY	DRY	DRY	DRY	DRY	DRY	DRY	DRY	NA
Sodium	mg/L	DRY	DRY	DRY	DRY	DRY	DRY	DRY	DRY	DRY	16
Thallium	mg/L	DRY	DRY	DRY	DRY	DRY	DRY	DRY	DRY	DRY	NA
Vanadium	mg/L	DRY	DRY	DRY	DRY	DRY	DRY	DRY	DRY	DRY	NA
Zinc	mg/L	DRY	DRY	DRY	DRY	DRY	DRY	DRY	DRY	DRY	NA
VOLATILE ORGANIC COMPOUNDS											
1,1-Dichloroethane	µg/L	DRY	DRY	DRY	DRY	DRY	DRY	DRY	DRY	DRY	0.50
Carbon Disulfide	µg/L	DRY	DRY	DRY	DRY	DRY	DRY	DRY	DRY	DRY	0.38
Chloroform	µg/L	DRY	DRY	DRY	DRY	DRY	DRY	DRY	DRY	DRY	0.12
cis-1,2-Dichloroethene	µg/L	DRY	DRY	DRY	DRY	DRY	DRY	DRY	DRY	DRY	**0.15**
Dichlorodifluoromethane	µg/L	DRY	DRY	DRY	DRY	DRY	DRY	DRY	DRY	DRY	1.1
Methylene Chloride	µg/L	DRY	DRY	DRY	DRY	DRY	DRY	DRY	DRY	DRY	0.48
Methyl t-butyl ether	µg/L	DRY	DRY	DRY	DRY	DRY	DRY	DRY	DRY	DRY	0.11
Tetrachloroethene	µg/L	DRY	DRY	DRY	DRY	DRY	DRY	DRY	DRY	DRY	13
Toluene	µg/L	DRY	DRY	DRY	DRY	DRY	DRY	DRY	DRY	DRY	0.093
Trichloroethene	µg/L	DRY	DRY	DRY	DRY	DRY	DRY	DRY	DRY	DRY	1.4
Trichlorofluoromethane	µg/L	DRY	DRY	DRY	DRY	DRY	DRY	DRY	DRY	DRY	**0.43**
SEMI-VOLATILE ORGANIC COMPOUNDS											
bis(2-Ethylhexyl) Phthalate	µg/L	DRY	DRY	DRY	DRY	DRY	DRY	DRY	DRY	DRY	NA
Diethylphthalate	µg/L	DRY	DRY	DRY	DRY	DRY	DRY	DRY	DRY	DRY	NA
Dimethylphthalate	µg/L	DRY	DRY	DRY	DRY	DRY	DRY	DRY	DRY	DRY	NA

[EA] (Extended analysis) - Appendix I and Appendix II constituents analyzed. Other monitoring periods analyzed for routine monitoring parameters. Only detected compounds included above.

TABLE 5-2 (CONT'D)
MID-VALLEY SANITARY LANDFILL
HISTORICAL SUMMARY - MONITORING WELL F-1

ANALYTE	UNITS	May 2012	Aug 2012	Nov 2012	Feb 2013	May 2013	Aug 2013	Nov 2013	Feb 2014	May 2014
FIELD PARAMETERS										
Dissolved Oxygen	mg/L	8.7	9.3	DRY	DRY	DRY	DRY	DRY	DRY	DRY
Oxidation-Reduction Potential	mV	243	213	DRY	DRY	DRY	DRY	DRY	DRY	DRY
pH	units	7.16	7.08	DRY	DRY	DRY	DRY	DRY	DRY	DRY
Specific Conductance	µmhos/cm	597	574	DRY	DRY	DRY	DRY	DRY	DRY	DRY
Temperature	C°	19.83	18.91	DRY	DRY	DRY	DRY	DRY	DRY	DRY
Turbidity	NTU	3.2	0.5	DRY	DRY	DRY	DRY	DRY	DRY	DRY
GENERAL CHEMISTRY										
Alkalinity	mg/L	NA	NA	DRY	DRY	DRY	DRY	DRY	DRY	DRY
Anions	meq/L	NA	NA	DRY	DRY	DRY	DRY	DRY	DRY	DRY
Bicarbonate	mg/L	NA	NA	DRY	DRY	DRY	DRY	DRY	DRY	DRY
Biological Oxygen Demand (BOD)	mg/L	NA	NA	DRY	DRY	DRY	DRY	DRY	DRY	DRY
Carbonate	mg/L	NA	NA	DRY	DRY	DRY	DRY	DRY	DRY	DRY
Cations	meq/L	NA	NA	DRY	DRY	DRY	DRY	DRY	DRY	DRY
Chemical Oxygen Demand (COD)	mg/L	NA	NA	DRY	DRY	DRY	DRY	DRY	DRY	DRY
Chloride	mg/L	11	11	DRY	DRY	DRY	DRY	DRY	DRY	DRY
Fluoride	mg/L	NA	NA	DRY	DRY	DRY	DRY	DRY	DRY	DRY
Hardness	mg/L	NA	NA	DRY	DRY	DRY	DRY	DRY	DRY	DRY
Hydroxide	mg/L	NA	NA	DRY	DRY	DRY	DRY	DRY	DRY	DRY
Nitrate (as N)	mg/L	5.5	4.5	DRY	DRY	DRY	DRY	DRY	DRY	DRY
Perchlorate	mg/L	0.00081	0.00081	DRY	DRY	DRY	DRY	DRY	DRY	DRY
Phosphate	mg/L	NA	NA	DRY	DRY	DRY	DRY	DRY	DRY	DRY
Sulfate	mg/L	28	27	DRY	DRY	DRY	DRY	DRY	DRY	DRY
Total Dissolved Solids (TDS)	mg/L	370	350	DRY	DRY	DRY	DRY	DRY	DRY	DRY
Total Organic Carbon (TOC)	mg/L	NA	NA	DRY	DRY	DRY	DRY	DRY	DRY	DRY
Total Organic Halides (TOX)	mg/L	NA	NA	DRY	DRY	DRY	DRY	DRY	DRY	DRY
METALS										
Aluminum	mg/L	NA	NA	DRY	DRY	DRY	DRY	DRY	DRY	DRY
Antimony	mg/L	NA	NA	DRY	DRY	DRY	DRY	DRY	DRY	DRY
Arsenic	mg/L	NA	NA	DRY	DRY	DRY	DRY	DRY	DRY	DRY
Barium	mg/L	NA	NA	DRY	DRY	DRY	DRY	DRY	DRY	DRY
Beryllium	mg/L	NA	NA	DRY	DRY	DRY	DRY	DRY	DRY	DRY
Boron	mg/L	NA	NA	DRY	DRY	DRY	DRY	DRY	DRY	DRY
Cadmium	mg/L	NA	NA	DRY	DRY	DRY	DRY	DRY	DRY	DRY
Calcium	mg/L	95	95	DRY	DRY	DRY	DRY	DRY	DRY	DRY
Chromium-Hexavalent	mg/L	NA	NA	DRY	DRY	DRY	DRY	DRY	DRY	DRY
Chromium-Total	mg/L	NA	NA	DRY	DRY	DRY	DRY	DRY	DRY	DRY
Cobalt	mg/L	NA	NA	DRY	DRY	DRY	DRY	DRY	DRY	DRY
Copper	mg/L	NA	NA	DRY	DRY	DRY	DRY	DRY	DRY	DRY
Iron	mg/L	NA	NA	DRY	DRY	DRY	DRY	DRY	DRY	DRY
Lead	mg/L	NA	NA	DRY	DRY	DRY	DRY	DRY	DRY	DRY
Magnesium	mg/L	14	14	DRY	DRY	DRY	DRY	DRY	DRY	DRY
Manganese	mg/L	NA	NA	DRY	DRY	DRY	DRY	DRY	DRY	DRY
Mercury	mg/L	NA	NA	DRY	DRY	DRY	DRY	DRY	DRY	DRY
Molybdenum	mg/L	NA	NA	DRY	DRY	DRY	DRY	DRY	DRY	DRY
Nickel	mg/L	NA	NA	DRY	DRY	DRY	DRY	DRY	DRY	DRY
Phosphorus	mg/L	NA	NA	DRY	DRY	DRY	DRY	DRY	DRY	DRY
Potassium	mg/L	NA	NA	DRY	DRY	DRY	DRY	DRY	DRY	DRY
Selenium	mg/L	NA	NA	DRY	DRY	DRY	DRY	DRY	DRY	DRY
Silver	mg/L	NA	NA	DRY	DRY	DRY	DRY	DRY	DRY	DRY
Sodium	mg/L	14	13	DRY	DRY	DRY	DRY	DRY	DRY	DRY
Thallium	mg/L	NA	NA	DRY	DRY	DRY	DRY	DRY	DRY	DRY
Vanadium	mg/L	NA	NA	DRY	DRY	DRY	DRY	DRY	DRY	DRY
Zinc	mg/L	NA	NA	DRY	DRY	DRY	DRY	DRY	DRY	DRY
VOLATILE ORGANIC COMPOUNDS										
1,1-Dichloroethane	µg/L	0.11	0.11	DRY	DRY	DRY	DRY	DRY	DRY	DRY
Carbon Disulfide	µg/L	0.38	0.38	DRY	DRY	DRY	DRY	DRY	DRY	DRY
Chloroform	µg/L	0.12	0.12	DRY	DRY	DRY	DRY	DRY	DRY	DRY
cis-1,2-Dichloroethene	µg/L	0.085	0.085	DRY	DRY	DRY	DRY	DRY	DRY	DRY
Dichlorodifluoromethane	µg/L	1.0	0.67	DRY	DRY	DRY	DRY	DRY	DRY	DRY
Methylene Chloride	µg/L	0.48	0.48	DRY	DRY	DRY	DRY	DRY	DRY	DRY
Methyl t-butyl ether	µg/L	0.11	**0.13**	DRY	DRY	DRY	DRY	DRY	DRY	DRY
Tetrachloroethene	µg/L	2.8	0.78	DRY	DRY	DRY	DRY	DRY	DRY	DRY
Toluene	µg/L	0.093	0.093	DRY	DRY	DRY	DRY	DRY	DRY	DRY
Trichloroethene	µg/L	**0.21**	0.085	DRY	DRY	DRY	DRY	DRY	DRY	DRY
Trichlorofluoromethane	µg/L	**0.20**	0.13	DRY	DRY	DRY	DRY	DRY	DRY	DRY
SEMI-VOLATILE ORGANIC COMPOUNDS										
bis(2-Ethylhexyl) Phthalate	µg/L	NA	NA	DRY	DRY	DRY	DRY	DRY	DRY	DRY
Diethylphthalate	µg/L	NA	NA	DRY	DRY	DRY	DRY	DRY	DRY	DRY
Dimethylphthalate	µg/L	NA	NA	DRY	DRY	DRY	DRY	DRY	DRY	DRY

[EA] (Extended analysis) - Appendix I and Appendix II constituents analyzed. Other monitoring periods analyzed for routine monitoring parameters. Only detected compounds included above.

TABLE 5-2 (CONT'D)
MID-VALLEY SANITARY LANDFILL
HISTORICAL SUMMARY - MONITORING WELL F-1

ANALYTE	UNITS	Aug 2014	Nov 2014	Feb 2015	May 2015	MED.	AVG.	STD. DEV.	MIN.	MAX.
FIELD PARAMETERS										
Dissolved Oxygen	mg/L	DRY	DRY	DRY	DRY	7.05	7.56	1.86	5.2	10.9
Oxidation-Reduction Potential	mV	DRY	DRY	DRY	DRY	213	195	53.5	138	243
pH	units	DRY	DRY	DRY	DRY	7.40	7.35	0.335	6.4	7.8
Specific Conductance	µmhos/cm	DRY	DRY	DRY	DRY	423	450	104	325	677
Temperature	C°	DRY	DRY	DRY	DRY	19.8	19.9	3.68	14	29.3
Turbidity	NTU	DRY	DRY	DRY	DRY	3.20	39.2	64.0	0.5	150.1
GENERAL CHEMISTRY										
Alkalinity	mg/L	DRY	DRY	DRY	DRY	166	167	23.1	142	202
Anions	meq/L	DRY	DRY	DRY	DRY	4.28	13.7	23.0	3.0	63
Bicarbonate	mg/L	DRY	DRY	DRY	DRY	191	185	34.9	142	230
Biological Oxygen Demand (BOD)	mg/L	DRY	DRY	DRY	DRY	NC	NC	NC	NC	NC
Carbonate	mg/L	DRY	DRY	DRY	DRY	NC	NC	NC	NC	NC
Cations	meq/L	DRY	DRY	DRY	DRY	4.31	4.43	0.339	4.02	4.92
Chemical Oxygen Demand (COD)	mg/L	DRY	DRY	DRY	DRY	14.1	20.8	22.1	3.0	62.5
Chloride	mg/L	DRY	DRY	DRY	DRY	6.00	9.52	10.1	2.0	49
Fluoride	mg/L	DRY	DRY	DRY	DRY	0.210	0.290	0.121	**0.200**	0.5
Hardness	mg/L	DRY	DRY	DRY	DRY	180	183	17.1	156	212
Hydroxide	mg/L	DRY	DRY	DRY	DRY	NC	NC	NC	NC	NC
Nitrate (as N)	mg/L	DRY	DRY	DRY	DRY	4.65	4.68	1.84	1.12	7.9
Perchlorate	mg/L	DRY	DRY	DRY	DRY	NC	NC	NC	NC	NC
Phosphate	mg/L	DRY	DRY	DRY	DRY	0.0600	0.109	0.0996	0.05	0.27
Sulfate	mg/L	DRY	DRY	DRY	DRY	21.0	24.6	9.11	15	56.8
Total Dissolved Solids (TDS)	mg/L	DRY	DRY	DRY	DRY	273	287	63.2	192	430
Total Organic Carbon (TOC)	mg/L	DRY	DRY	DRY	DRY	1.00	2.52	2.55	0.5	6.53
Total Organic Halides (TOX)	mg/L	DRY	DRY	DRY	DRY	0.00500	0.00780	0.00565	0.003	0.018
METALS										
Aluminum	mg/L	DRY	DRY	DRY	DRY	0.0370	0.246	0.351	0.01	0.757
Antimony	mg/L	DRY	DRY	DRY	DRY	NC	NC	NC	0.005	0.016
Arsenic	mg/L	DRY	DRY	DRY	DRY	0.00200	0.0124	0.0182	0.0009	**0.039**
Barium	mg/L	DRY	DRY	DRY	DRY	0.192	0.197	0.107	0.10	0.3
Beryllium	mg/L	DRY	DRY	DRY	DRY	NC	NC	NC	0.0005	**0.004**
Boron	mg/L	DRY	DRY	DRY	DRY	0.100	0.143	0.107	0.02	0.290
Cadmium	mg/L	DRY	DRY	DRY	DRY	NC	NC	NC	**0.0002**	**0.0005**
Calcium	mg/L	DRY	DRY	DRY	DRY	66.0	70.9	16.6	48	110
Chromium-Hexavalent	mg/L	DRY	DRY	DRY	DRY	NC	NC	NC	NC	NC
Chromium-Total	mg/L	DRY	DRY	DRY	DRY	0.00480	0.0824	0.116	0.0015	0.248
Cobalt	mg/L	DRY	DRY	DRY	DRY	NC	NC	NC	0.001	**0.004**
Copper	mg/L	DRY	DRY	DRY	DRY	0.0300	0.107	0.159	0.01	0.364
Iron	mg/L	DRY	DRY	DRY	DRY	0.100	0.210	0.269	0.006	0.849
Lead	mg/L	DRY	DRY	DRY	DRY	0.00150	0.0145	0.0205	0.001	0.041
Magnesium	mg/L	DRY	DRY	DRY	DRY	9.10	10.1	2.33	7.18	15
Manganese	mg/L	DRY	DRY	DRY	DRY	0.0200	0.0367	0.0451	0.0002	0.15
Mercury	mg/L	DRY	DRY	DRY	DRY	NC	NC	NC	0.0002	0.0079
Molybdenum	mg/L	DRY	DRY	DRY	DRY	0.00700	0.00683	0.00211	0.0045	0.009
Nickel	mg/L	DRY	DRY	DRY	DRY	0.00500	0.0420	0.0565	0.005	0.124
Phosphorus	mg/L	DRY	DRY	DRY	DRY	0.100	0.227	0.224	0.06	0.62
Potassium	mg/L	DRY	DRY	DRY	DRY	2.65	3.03	1.09	2.2	6.0
Selenium	mg/L	DRY	DRY	DRY	DRY	0.00400	0.0119	0.0151	0.0018	**0.034**
Silver	mg/L	DRY	DRY	DRY	DRY	NC	NC	NC	0.003	0.013
Sodium	mg/L	DRY	DRY	DRY	DRY	11.0	14.1	11.6	7.2	60
Thallium	mg/L	DRY	DRY	DRY	DRY	NC	NC	NC	NC	NC
Vanadium	mg/L	DRY	DRY	DRY	DRY	0.00700	0.00767	0.00554	0.002	0.014
Zinc	mg/L	DRY	DRY	DRY	DRY	0.0230	0.0414	0.0579	0.003	0.20
VOLATILE ORGANIC COMPOUNDS										
1,1-Dichloroethane	µg/L	DRY	DRY	DRY	DRY	0.300	0.282	0.204	0.03	0.9
Carbon Disulfide	µg/L	DRY	DRY	DRY	DRY	NC	NC	NC	0.24	**0.5**
Chloroform	µg/L	DRY	DRY	DRY	DRY	NC	NC	NC	0.098	**0.32**
cis-1,2-Dichloroethene	µg/L	DRY	DRY	DRY	DRY	NC	NC	NC	0.085	**0.15**
Dichlorodifluoromethane	µg/L	DRY	DRY	DRY	DRY	0.290	0.357	0.258	0.08	1.1
Methylene Chloride	µg/L	DRY	DRY	DRY	DRY	NC	NC	NC	0.16	0.7
Methyl t-butyl ether	µg/L	DRY	DRY	DRY	DRY	NC	NC	NC	0.11	**0.13**
Tetrachloroethene	µg/L	DRY	DRY	DRY	DRY	0.350	1.67	3.02	**0.142**	13
Toluene	µg/L	DRY	DRY	DRY	DRY	NC	NC	NC	NC	NC
Trichloroethene	µg/L	DRY	DRY	DRY	DRY	0.180	0.313	0.353	0.05	1.4
Trichlorofluoromethane	µg/L	DRY	DRY	DRY	DRY	NC	NC	NC	0.13	**0.43**
SEMI-VOLATILE ORGANIC COMPOUNDS										
bis(2-Ethylhexyl) Phthalate	µg/L	DRY	DRY	DRY	DRY	NC	NC	NC	NC	NC
Diethylphthalate	µg/L	DRY	DRY	DRY	DRY	NC	NC	NC	NC	NC
Dimethylphthalate	µg/L	DRY	DRY	DRY	DRY	NC	NC	NC	NC	NC

[EA] (Extended analysis) - Appendix I and Appendix II constituents analyzed. Other monitoring periods analyzed for routine monitoring parameters. Only detected compounds included above.

TABLE 5-3
MID-VALLEY SANITARY LANDFILL
HISTORICAL SUMMARY - MONITORING WELL F-2

ANALYTE	UNITS	Dec 1987	Nov 1988	Jan 1989	Apr 1989	Mar 1994	Jun 1994	Aug 1994	Dec 1994	Mar 1995	May 1995	Aug 1995
FIELD PARAMETERS												
Dissolved Oxygen	mg/L	NA	NA	NA	NA	NA	NA	NA	NA	NA	NA	NA
Oxidation-Reduction Potential	mV	NA	NA	NA	NA	NA	NA	NA	NA	NA	NA	NA
pH	units	9.9	8.2	NA	NA	7.12	NA	NA	NA	6.50	6.60	6.67
Specific Conductance	umhos/cm	460	2150	NA	NA	1442	NA	NA	NA	1020	1044	926
Temperature	C°	NA	NA	NA	NA	21	NA	NA	NA	16	20	16
Turbidity	NTU	NA	NA	NA	NA	NA	NA	NA	NA	NA	NA	NA
GENERAL CHEMISTRY												
Alkalinity	mg/L	NA	1350	NA	NA	873	535	576	NA	NA	NA	NA
Anions	meq/L	NA	29.2	NA	NA	16.5	11.7	12.6	NA	NA	NA	NA
Bicarbonate	mg/L	NA	1650	NA	NA	873	653	702	NA	NA	NA	NA
Biological Oxygen Demand (BOD)	mg/L	NA	NA	NA	NA	NA	NA	NA	NA	NA	NA	NA
Carbonate	mg/L	NA	ND	NA	NA	5.0	1.0	1.0	NA	NA	NA	NA
Cations	meq/L	NA	28.59	NA	NA	16.8	12.2	13.4	NA	NA	NA	NA
Chemical Oxygen Demand (COD)	mg/L	ND	NA	NA	NA	225	8.0	26	NA	NA	NA	NA
Chloride	mg/L	4.8	12	NA	NA	12	16	15	NA	15.0	16.0	15.0
Cyanide	mg/L	NA	NA	NA	NA	NA	NA	NA	NA	NA	NA	NA
Fluoride	mg/L	NA	NA	NA	NA	4.5	0.04	0.3	NA	NA	NA	NA
Hardness	mg/L	NA	368	NA	NA	780	531	576	NA	465	384	502
Hydroxide	mg/L	1.9	NA	NA	NA	5.0	1.0	1.0	NA	NA	NA	NA
Nitrate (as N)	mg/L	2.2	2	NA	NA	0.02	4.0	0.4	NA	0.060	**0.090**	0.06
ortho-Phosphate Phosphorus	mg/L	NA	NA	NA	NA	NA	NA	NA	NA	NA	NA	NA
Perchlorate	mg/L	NA	NA	NA	NA	NA	NA	NA	NA	NA	NA	NA
Phosphate	mg/L	0.65	NA	NA	NA	NA	NA	NA	NA	NA	NA	NA
Sulfate	mg/L	88	86	NA	NA	76	22	30	NA	45.3	14.7	20.5
Sulfide	mg/L	NA	NA	NA	NA	NA	NA	NA	NA	NA	NA	NA
Total Dissolved Solids (TDS)	mg/L	390	1490	NA	NA	1010	657	657	NA	664	534	476
Total Organic Carbon (TOC)	mg/L	NA	NA	NA	NA	125	13	7.0	NA	NA	NA	NA
Total Organic Halides (TOX)	mg/L	ND	ND	NA	NA	0.012	99	0.005	NA	NA	NA	NA
Total Oxygen Demand (TOD)	mg/L	NA	NA	NA	NA	NA	NA	NA	NA	NA	NA	NA
METALS												
Aluminum	mg/L	NA	NA	NA	NA	NA	0.2	NA	NA	NA	NA	NA
Antimony	mg/L	NA	NA	NA	NA	NA	0.05	NA	NA	NA	NA	NA
Arsenic	mg/L	ND	ND	NA	NA	NA	0.015	NA	NA	NA	NA	NA
Barium	mg/L	NA	NA	NA	NA	NA	0.043	NA	NA	NA	NA	NA
Beryllium	mg/L	NA	NA	NA	NA	NA	0.0003	NA	NA	NA	NA	NA
Boron	mg/L	NA	NA	NA	NA	0.52	0.2	0.2	NA	NA	NA	NA
Cadmium	mg/L	ND	ND	NA	NA	NA	0.005	NA	NA	NA	NA	NA
Calcium	mg/L	125	27	NA	NA	73.4	66	80	NA	29.6	63.7	64.2
Chromium-Hexavalent	mg/L	NA	NA	NA	NA	NA	0.02	NA	NA	NA	NA	NA
Chromium-Total	mg/L	0.02	ND	NA	NA	NA	0.01	NA	NA	NA	NA	NA
Cobalt	mg/L	NA	NA	NA	NA	NA	0.01	NA	NA	NA	NA	NA
Copper	mg/L	ND	0.16	NA	NA	NA	0.005	NA	NA	NA	NA	NA
Iron	mg/L	0.18	0.05	NA	NA	0.697	0.4	1.2	NA	2.54	0.180	0.135
Lead	mg/L	0.003	ND	NA	NA	NA	0.03	NA	NA	NA	NA	NA
Magnesium	mg/L	NA	72	NA	NA	113	85	90	NA	73.3	61.8	81.2
Manganese	mg/L	ND	0.03	NA	NA	0.647	0.46	0.43	NA	0.367	0.250	0.403
Mercury	mg/L	ND	0.004	NA	NA	NA	0.0002	NA	NA	NA	NA	NA
Molybdenum	mg/L	ND	ND	NA	NA	NA	0.01	NA	NA	NA	NA	NA
Nickel	mg/L	0.02	0.04	NA	NA	NA	0.015	NA	NA	NA	NA	NA
Phosphorus	mg/L	NA	NA	NA	NA	6.0	3.0	4.9	NA	NA	NA	NA
Potassium	mg/L	1.3	6	NA	NA	2.89	2.8	2.5	NA	12.4	3.90	2.88
Selenium	mg/L	ND	ND	NA	NA	NA	0.005	NA	NA	NA	NA	NA
Silver	mg/L	ND	ND	NA	NA	NA	0.004	NA	NA	NA	NA	NA
Sodium	mg/L	56	NA	NA	NA	85.9	42	45	NA	68.0	38.4	43.0
Thallium	mg/L	NA	NA	NA	NA	NA	0.06	NA	NA	NA	NA	NA
Tin	mg/L	NA	NA	NA	NA	NA	NA	NA	NA	NA	NA	NA
Vanadium	mg/L	ND	ND	NA	NA	NA	0.005	NA	NA	NA	NA	NA
Zinc	mg/L	0.01	0.02	NA	NA	0.128	0.023	0.29	NA	0.271	0.01	**0.012**
VOLATILE ORGANIC COMPOUNDS												
1,1,2-Trichloroethane	mg/L	NA	NA	NA	NA	0.07	0.35	0.35	0.24	0.24	0.24	**0.30**
1,1-Dichloroethane		NA	NA	NA	NA	0.76	0.35	1.2	1.9	1.7	3.1	1.7
1,1-Dichloroethene	µg/L	NA	NA	NA	NA	NA	NA	NA	NA	NA	NA	NA
1,2-Dichloroethane	µg/L	NA	NA	NA	NA	NR	NR	0.2	**0.34**	**0.31**	**0.49**	0.29
1,2-Dichloropropane	µg/L	NA	NA	NA	NA	2.38	0.2	0.2	0.6	0.5	1.0	0.16
1,4-Dichlorobenzene	µg/L	ND	ND	NA	NA	0.2	0.2	0.2	0.18	0.18	0.18	0.18
2-Butanone (MEK)	µg/L	NA	NA	NA	NA	NA	NA	NA	NA	NA	NA	NA
4-Methyl-2-Pentanone (MIBK)	µg/L	NA	NA	NA	NA	NA	NA	NA	NA	NA	NA	NA
Acetone	µg/L	NA	NA	NA	NA	NA	NA	NA	NA	NA	NA	NA
Benzene	µg/L	NA	NA	NA	NA	NR	NR	1.1	1.9	1.9	0.9	6.9
Chlorobenzene	µg/L	NA	NA	NA	NA	NR	NR	NR	0.12	0.12	0.12	0.12
Chloroethane	µg/L	NA	NA	NA	NA	0.2	0.35	0.35	0.37	0.37	0.37	**0.69**
Chloroform	µg/L	1.9	ND	NA	NA	5.32	0.9	0.9	**0.43**	0.26	0.26	0.26
cis-1,2-Dichloroethene	µg/L	NA	NA	NA	NA	NR	NR	NR	NR	NR	NR	NR
cis-1,3-Dichloropropene	µg/L	NA	NA	NA	NA	2.96	0.2	0.2	0.19	0.19	0.19	0.19
Dichlorodifluoromethane	µg/L	ND	ND	NA	NA	NR	NR	18	24.6	7.6	15.1	0.29
Ethylbenzene	µg/L	NA	NA	NA	NA	NR	NR	0.2	**0.43**	0.21	0.21	0.21
Isopropylbenzene	µg/L	NA	NA	NA	NA	NA	NA	NA	NA	NA	NA	NA
Methylene Chloride	µg/L	NA	NA	NA	NA	6.13	0.2	12[5]	25.3[5]	4.2[5]	**1.0**[5]	2.4[5]
o-Xylene	µg/L	NA	NA	NA	NA	NR	NR	**0.5**	NA	NA	1.0	2.0
p+m-Xylenes	µg/L	NA	NA	NA	NA	NA	0.35	0.35	NA	0.14	0.14	**0.17**
sec-Butylbenzene	µg/L	NA	NA	NA	NA	NA	NA	NA	NA	NA	NA	NA
Styrene	µg/L	NA	NA	NA	NA	NA	NA	NA	NA	NA	NA	NA
Tetrachloroethene	µg/L	ND	ND	NA	NA	50.8	0.35	44	38.7	6.9	5.6	**0.40**
Toluene	µg/L	2.8	ND	NA	NA	NR	NR	0.2	**0.29**	**0.14**	0.10	**0.29**
trans-1,2-Dichloroethene	µg/L	NA	NA	NA	NA	NR	NR	0.2	0.16	**0.38**	0.7	**0.40**
Trichloroethene	µg/L	ND	ND	NA	NA	7.76	0.2	8.6	9.4	4.1	4.1	1.3
Trichlorofluoromethane	µg/L	ND	ND	NA	NA	1.1	0.35	4.0	3.1	**0.59**	0.23	**0.89**
Vinyl Chloride	µg/L	NA	NA	NA	NA	0.2	0.2	0.8	2.0	1.6	2.0	2.9
Xylenes (Total)	µg/L	NA	NA	NA	NA	NA	0.35	0.85	0.35	0.14	1.14	2.17
SEMI-VOLATILE ORGANIC COMPOUNDS												
Phenol	µg/L	NA	NA	NA	NA	**9.19**	2.0	2.0	NA	NA	NA	NA
HERBICIDES, PESTICIDES & PCBs: ND												

[E.A] (Extended analysis) - Appendix I and Appendix II constituents analyzed. Other monitoring periods analyzed for routine monitoring parameters. Only detected compounds included above.

TABLE 5-3 (CONT'D)
MID-VALLEY SANITARY LANDFILL
HISTORICAL SUMMARY - MONITORING WELL F-2

ANALYTE	UNITS	Nov 1995	Feb 1996	Jun 1996	Jul 1996	Oct 1996	Feb 1997	Apr 1997	Aug 1997	Oct 1997	Jan 1998	Apr 1998
FIELD PARAMETERS												
Dissolved Oxygen	mg/L	NA	NA	NA	NA	NA	7.3	NA	NA	NA	NA	NA
Oxidation-Reduction Potential	mV	NA	NA	NA	NA	NA	NA	NA	NA	NA	NA	NA
pH	units	6.70	7.25	7.35	6.91	6.79	6.6	6.28	6.67	6.38	6.34	6.1
Specific Conductance	µmhos/cm	628	579	558	525	529	525	510	493	NA	NA	NA
Temperature	C°	15	NA	NA	NA	NA	NA	NA	NA	NA	NA	NA
Turbidity	NTU	NA	NA	NA	NA	NA	NA	NA	NA	NA	NA	NA
GENERAL CHEMISTRY												
Alkalinity	mg/L	NA	NA	NA	NA	NA	NA	NA	NA	NA	NA	NA
Anions	meq/L	NA	NA	NA	NA	NA	NA	NA	NA	NA	NA	NA
Bicarbonate	mg/L	NA	NA	NA	NA	NA	166	NA	NA	NA	NA	NA
Biological Oxygen Demand (BOD)	mg/L	NA	NA	NA	NA	NA	2.5	NA	NA	NA	NA	NA
Carbonate	mg/L	NA	NA	NA	NA	NA	5.0	NA	NA	NA	NA	NA
Cations	meq/L	NA	NA	NA	NA	NA	NA	NA	NA	NA	NA	NA
Chemical Oxygen Demand (COD)	mg/L	NA	NA	NA	NA	NA	NA	NA	NA	NA	NA	NA
Chloride	mg/L	10	7.0	7.0	10	**9.0**	**6.0**	**8.0**	6.0	**8.0**	24	**6.0**
Cyanide	mg/L	NA	NA	NA	NA	NA	NA	NA	NA	NA	NA	NA
Fluoride	mg/L	NA	NA	NA	NA	NA	NA	NA	NA	NA	NA	NA
Hardness	mg/L	310	282	242	252	257	242	254	NA	NA	NA	NA
Hydroxide	mg/L	NA	NA	NA	NA	NA	NA	NA	NA	NA	NA	NA
Nitrate (as N)	mg/L	2.50	5.2	4.2	2.73	3.28	3.0	1.84	2.85	2.0	3.7	1.0
ortho-Phosphate Phosphorus	mg/L	NA	NA	NA	NA	NA	NA	NA	NA	NA	NA	NA
Perchlorate	mg/L	NA	NA	NA	NA	NA	NA	NA	NA	0.0016	NA	NA
Phosphate	mg/L	NA	NA	NA	NA	NA	NA	NA	NA	NA	NA	NA
Sulfate	mg/L	25.0	25	21	22.2	24	19	21.3	25	33	21	26
Sulfide	mg/L	NA	NA	NA	NA	NA	NA	NA	NA	NA	NA	NA
Total Dissolved Solids (TDS)	mg/L	400	339	327	330	332	338	336	352	368	296	318
Total Organic Carbon (TOC)	mg/L	NA	NA	NA	NA	NA	15	NA	NA	NA	NA	NA
Total Organic Halides (TOX)	mg/L	NA	NA	NA	NA	NA	0.033	NA	NA	NA	NA	NA
Total Oxygen Demand (TOD)	mg/L	NA	NA	NA	NA	NA	44	NA	NA	NA	NA	NA
METALS												
Aluminum	mg/L	NA	NA	NA	NA	NA	NA	NA	NA	NA	NA	NA
Antimony	mg/L	NA	NA	NA	NA	NA	NA	NA	NA	NA	NA	NA
Arsenic	mg/L	NA	NA	NA	NA	NA	NA	NA	NA	NA	NA	NA
Barium	mg/L	NA	NA	NA	NA	NA	NA	NA	NA	NA	NA	NA
Beryllium	mg/L	NA	NA	NA	NA	NA	NA	NA	NA	NA	NA	NA
Boron	mg/L	NA	NA	NA	NA	NA	NA	NA	NA	NA	NA	NA
Cadmium	mg/L	NA	NA	NA	NA	NA	NA	NA	NA	NA	NA	NA
Calcium	mg/L	61.0	49.0	49.0	47.7	48.4	52	23	57	53	45	54
Chromium-Hexavalent	mg/L	0.004	NA	NA	NA	NA	NA	NA	NA	NA	NA	NA
Chromium-Total	mg/L	NA	NA	NA	NA	NA	NA	NA	NA	NA	NA	NA
Cobalt	mg/L	NA	NA	NA	NA	NA	NA	NA	NA	NA	NA	NA
Copper	mg/L	NA	NA	NA	NA	NA	NA	NA	NA	NA	NA	NA
Iron	mg/L	0.330	**0.017**	0.006	0.193	0.1	**0.10**	0.06	NA	NA	NA	NA
Lead	mg/L	0.03	0.03	NA	NA	NA	NA	NA	NA	NA	NA	NA
Magnesium	mg/L	**46.0**	41.0	34.0	30.2	29.9	25	23	31	39	24	27
Manganese	mg/L	0.180	0.140	0.100	0.094	0.0986	**0.059**	0.02	NA	NA	NA	NA
Mercury	mg/L	NA	NA	NA	NA	NA	NA	NA	NA	NA	NA	NA
Molybdenum	mg/L	NA	NA	NA	NA	NA	NA	NA	NA	NA	NA	NA
Nickel	mg/L	NA	NA	NA	NA	NA	NA	NA	NA	NA	NA	NA
Phosphorus	mg/L	NA	NA	NA	NA	NA	NA	NA	NA	NA	NA	NA
Potassium	mg/L	1.90	1.60	1.7	1.93	2.21	1.4	3.4	NA	NA	NA	NA
Selenium	mg/L	NA	NA	NA	NA	NA	NA	NA	NA	NA	NA	NA
Silver	mg/L	NA	NA	NA	NA	NA	NA	NA	NA	NA	NA	NA
Sodium	mg/L	30.0	30.0	19.0	16.8	16.4	12	17	18	26	14	17
Thallium	mg/L	NA	NA	NA	NA	NA	NA	NA	NA	NA	NA	NA
Tin	mg/L	NA	NA	NA	NA	NA	NA	NA	NA	NA	NA	NA
Vanadium	mg/L	NA	NA	NA	NA	NA	NA	NA	NA	NA	NA	NA
Zinc	mg/L	0.060	0.02	0.007	0.020	**0.025**	0.20	0.0043	NA	NA	NA	NA
VOLATILE ORGANIC COMPOUNDS												
1,1,2-Trichloroethane	µg/L	0.24	0.30	0.30	0.33	0.33	0.33	0.33	0.34	0.34	0.34	0.34
1,1-Dichloroethane	µg/L	**0.48**	0.30	0.30	**0.45**	1.3	**0.18**	1.7	0.8	0.8	1.8	3.4
1,1-Dichloroethene	µg/L	NA	NA	NA	0.22	0.22	0.22	0.22	0.17	0.17	0.17	**0.38**
1,2-Dichloroethane	µg/L	0.29	0.30	0.30	0.23	0.23	0.23	0.23	0.24	0.24	0.24	**0.33**
1,2-Dichloropropane	µg/L	0.16	0.30	0.30	0.22	0.22	0.22	0.22	0.26	0.26	0.26	0.7
1,4-Dichlorobenzene	µg/L	0.18	0.3	0.3	0.35	0.35	0.35	0.35	0.28	0.28	0.28	0.28
2-Butanone (MEK)	µg/L	NA	NA	NA	NA	NA	NA	NA	NA	NA	NA	NA
4-Methyl-2-Pentanone (MIBK)	µg/L	NA	NA	NA	NA	NA	NA	NA	NA	NA	NA	NA
Acetone	µg/L	NA	NA	NA	NA	NA	NA	NA	NA	NA	NA	NA
Benzene	µg/L	**0.41**	0.20	0.20	0.24	0.24	0.24	0.24	**0.40**	0.16	0.7	2.8
Chlorobenzene	µg/L	0.12	0.20	0.20	0.45	0.45	0.45	0.45	0.21	0.21	0.21	**0.34**
Chloroethane	µg/L	0.37	0.20	0.20	0.23	0.23	0.23	0.23	0.12	0.12	0.12	0.12
Chloroform	µg/L	0.26	0.50	0.50	0.13	0.7	0.13	**0.43**	0.17	0.17	**0.20**	0.8
cis-1,2-Dichloroethene	µg/L	NA	NA	NA	NA	NA	NA	NA	43.1	29.7	89.6	170
cis-1,3-Dichloropropene	µg/L	0.19	0.30	0.30	0.23	0.23	0.23	0.23	0.16	0.16	0.16	0.16
Dichlorodifluoromethane	µg/L	18.7	18	8.0	13.9	17.1	5.8	10.7	7.9	8.0	15.2	16.3
Ethylbenzene	µg/L	0.21	0.3	0.3	0.26	0.26	0.26	0.26	0.11	0.11	0.11	0.11
Isopropylbenzene	µg/L	NA	NA	NA	NA	NA	NA	NA	NA	0.10	**0.12**	**0.34**
Methylene Chloride	µg/L	1.9	7.0	**4.0**	**0.96**	4.0	**0.54**	2.4	0.21	**0.47**	**0.32**	1.3
o-Xylene	µg/L	**0.22**	NA	NA	0.50	0.50	0.50	0.50	0.10	0.10	**0.22**	1.2
p+m-Xylenes	µg/L	0.14	NA	NA	0.76	0.76	0.76	0.76	0.28	0.28	0.28	0.28
sec-Butylbenzene	µg/L	NA	NA	NA	NA	NA	NA	NA	0.18	0.18	0.18	**0.21**
Styrene	µg/L	NA	NA	NA	NA	NA	NA	NA	0.29	0.29	0.29	0.29
Tetrachloroethene	µg/L	5.8	13	8.0	3.9	11.1	8.9	8.0	5.1	3.2	9.0	31.9
Toluene	µg/L	0.10	**0.7**	0.70	**0.35**	0.27	0.27	0.27	0.12	0.12	**0.36**[5]	**0.17**
trans-1,2-Dichloroethene	µg/L	0.16	0.30	0.30	0.23	0.23	0.23	0.23	0.17	0.17	0.7	0.5
Trichloroethene	µg/L	1.1	2.0	3.0	0.8	3.3	0.8	5.1	1.3	1.1	2.7	13.3
Trichlorofluoromethane	µg/L	**0.96**	0.20	2.0	1.1	4.1	**0.94**	1.8	1.3	1.4	1.5	3.7
Vinyl Chloride	µg/L	0.38	0.20	0.20	0.35	1.4	0.35	**0.52**	0.6	**0.49**	1.8	4.0
Xylenes (Total)	µg/L	0.36	0.40	0.40	NA	NA	NA	NA	NA	NA	NA	NA
SEMI-VOLATILE ORGANIC COMPOUNDS			.									
Phenol	µg/L	NA	NA	NA	NA	NA	NA	NA	NA	NA	NA	NA
HERBICIDES, PESTICIDES & PCBs: ND												

[E.A] (Extended analysis) - Appendix I and Appendix II constituents analyzed. Other monitoring periods analyzed for routine monitoring parameters. Only detected compounds included above.

TABLE 5-3 (CONT'D)
MID-VALLEY SANITARY LANDFILL
HISTORICAL SUMMARY - MONITORING WELL F-2

ANALYTE	UNITS	Jul 1998	Oct 1998	Jan 1999	Apr 1999	Jul 1999	Oct 1999	Feb 2000	Apr 2000	Jul 2000	Oct[EA] 2000	Jan 2001
FIELD PARAMETERS												
Dissolved Oxygen	mg/L	NA	NA	4.0	NA	NA	NA	NA	NA	3.1	3.0	NA
Oxidation-Reduction Potential	mV	NA	NA	NA	NA	NA	NA	NA	NA	NA	NA	NA
pH	units	6.2	6.6	6.19	6.4	7.1	7.1	7.0	6.8	6.8	6.7	NA
Specific Conductance	µmhos/cm	NA	NA	NA	NA	NA	NA	NA	620	770	750	NA
Temperature	C°	NA	NA	17	18	21	19	17	19	23	22	NA
Turbidity	NTU	NA	NA	NA	NA	NA	NA	NA	NA	0	0	NA
GENERAL CHEMISTRY												
Alkalinity	mg/L	NA	NA	NA	NA	NA	NA	NA	NA	NA	360	NA
Anions	meq/L	NA	NA	NA	NA	NA	NA	NA	NA	NA	8.10	NA
Bicarbonate	mg/L	NA	NA	NA	NA	NA	NA	NA	NA	NA	430	NA
Biological Oxygen Demand (BOD)	mg/L	NA	NA	NA	NA	NA	NA	NA	NA	NA	NA	NA
Carbonate	mg/L	NA	NA	NA	NA	NA	NA	NA	NA	NA	2	NA
Cations	meq/L	NA	NA	NA	NA	NA	NA	NA	NA	NA	8.09	NA
Chemical Oxygen Demand (COD)	mg/L	NA	NA	NA	NA	NA	NA	NA	NA	NA	4	NA
Chloride	mg/L	**9.1**	6.0	5.1	8.6	32	42	32	25	28	15	NA
Cyanide	mg/L	NA	NA	NA	NA	NA	NA	NA	NA	NA	0.006	NA
Fluoride	mg/L	NA	NA	NA	NA	NA	NA	NA	NA	NA	0.2	NA
Hardness	mg/L	NA	NA	NA	NA	NA	NA	NA	NA	NA	350	NA
Hydroxide	mg/L	NA	NA	NA	NA	NA	NA	NA	NA	NA	2	NA
Nitrate (as N)	mg/L	0.06	0.13	**0.043**	0.11	0.008	**0.12**	**0.07**	**0.07**	**0.18**	0.3	NA
ortho-Phosphate Phosphorus	mg/L	NA	NA	NA	NA	NA	NA	NA	NA	NA	2.8	NA
Perchlorate	mg/L	NA	NA	NA	NA	NA	NA	NA	NA	NA	NA	NA
Phosphate	mg/L	NA	NA	NA	NA	NA	NA	NA	NA	NA	NA	NA
Sulfate	mg/L	24	23	22	29	9.6	45	37	34	32	27	NA
Sulfide	mg/L	NA	NA	NA	NA	NA	NA	NA	NA	NA	0.2	NA
Total Dissolved Solids (TDS)	mg/L	278	310	312	422	930	990	770	670	570	470	NA
Total Organic Carbon (TOC)	mg/L	NA	NA	NA	NA	NA	NA	NA	NA	NA	0.8	NA
Total Organic Halides (TOX)	mg/L	NA	NA	NA	NA	NA	NA	NA	NA	NA	0.02	NA
Total Oxygen Demand (TOD)	mg/L	NA	NA	NA	NA	NA	NA	NA	NA	NA	NA	NA
METALS												
Aluminum	mg/L	NA	NA	NA	NA	NA	NA	NA	NA	NA	NA	NA
Antimony	mg/L	NA	NA	NA	NA	NA	NA	NA	NA	NA	**0.00053**	NA
Arsenic	mg/L	NA	NA	NA	NA	NA	NA	NA	NA	NA	0.014	NA
Barium	mg/L	NA	NA	NA	NA	NA	NA	NA	NA	NA	**0.063**	NA
Beryllium	mg/L	NA	NA	NA	NA	NA	NA	NA	NA	NA	0.0004	NA
Boron	mg/L	NA	NA	NA	NA	NA	NA	NA	NA	NA	**0.030**	NA
Cadmium	mg/L	NA	NA	NA	NA	NA	NA	NA	NA	NA	0.0001	NA
Calcium	mg/L	57	50	59	61	79	86	73	61	72	58	NA
Chromium-Hexavalent	mg/L	NA	NA	NA	NA	NA	NA	NA	NA	NA	NA	NA
Chromium-Total	mg/L	NA	NA	NA	NA	NA	NA	NA	NA	NA	0.013	NA
Cobalt	mg/L	NA	NA	NA	NA	NA	NA	NA	NA	NA	**0.00012**	NA
Copper	mg/L	NA	NA	NA	NA	NA	NA	NA	NA	NA	**0.00038**	NA
Iron	mg/L	NA	NA	NA	NA	NA	NA	NA	NA	NA	0.010	NA
Lead	mg/L	NA	NA	NA	NA	NA	NA	NA	NA	NA	0.0001	NA
Magnesium	mg/L	27	30	30	58	130	150	110	88	81	50	NA
Manganese	mg/L	NA	NA	NA	NA	NA	NA	NA	NA	NA	0.049	NA
Mercury	mg/L	NA	NA	NA	NA	NA	NA	NA	NA	NA	0.00043	NA
Molybdenum	mg/L	NA	NA	NA	NA	NA	NA	NA	NA	NA	NA	NA
Nickel	mg/L	NA	NA	NA	NA	NA	NA	NA	NA	NA	**0.0054**	NA
Phosphorus	mg/L	NA	NA	NA	NA	NA	NA	NA	NA	NA	3.2	NA
Potassium	mg/L	NA	NA	NA	NA	NA	NA	NA	NA	NA	2	NA
Selenium	mg/L	NA	NA	NA	NA	NA	NA	NA	NA	NA	**0.0032**	NA
Silver	mg/L	NA	NA	NA	NA	NA	NA	NA	NA	NA	**0.00010**	NA
Sodium	mg/L	15	14	24	17	54	61	47	37	34	22	NA
Thallium	mg/L	NA	NA	NA	NA	NA	NA	NA	NA	NA	0.00006	NA
Tin	mg/L	NA	NA	NA	NA	NA	NA	NA	NA	NA	**0.00030**	NA
Vanadium	mg/L	NA	NA	NA	NA	NA	NA	NA	NA	NA	**0.0086**	NA
Zinc	mg/L	NA	NA	NA	NA	NA	NA	NA	NA	NA	0.011	NA
VOLATILE ORGANIC COMPOUNDS												
1,1,2-Trichloroethane	µg/L	0.34	0.34	0.34	0.34	0.23	0.23	0.23	0.34	0.27	0.27	NA
1,1-Dichloroethane	µg/L	2.8	2.8	2.3	1.3	3.2	2.5	2.6	3.4	1.9	1.5	NA
1,1-Dichloroethene	µg/L	**0.34**	**0.21**	0.17	0.17	0.19	0.19	0.19	0.37	0.34	0.34	NA
1,2-Dichloroethane	µg/L	0.24	0.24	0.24	0.24	0.13	**0.46**	0.13	0.27	0.32	0.32	NA
1,2-Dichloropropane	µg/L	0.26	**0.42**	0.26	0.26	**0.5**	0.20	0.20	0.23	0.29	0.29	NA
1,4-Dichlorobenzene	µg/L	0.28	0.28	0.28	0.28	0.24	0.24	0.24	0.44	0.29	0.29	NA
2-Butanone (MEK)	µg/L	NA	NA	NA	NA	26	1.3	1.3	4.4	1.2	1.2	NA
4-Methyl-2-Pentanone (MIBK)	µg/L	NA	NA	NA	NA	0.42	0.42	0.42	4.2	1.2	1.2	NA
Acetone	µg/L	NA	NA	NA	NA	280	38	3.9	14	**8.5**	4.2	NA
Benzene	µg/L	2.0	1.8	1.1	1.1	1.4	1.7	0.15	1.1	0.8	0.18	NA
Chlorobenzene	µg/L	**0.29**	0.21	0.21	0.21	**0.2**	**0.32**	0.22	**0.31**	0.31	0.31	NA
Chloroethane	µg/L	0.12	0.12	0.12	0.12	0.48	0.48	0.48	0.39	0.21	0.21	NA
Chloroform	µg/L	0.7	**0.47**	0.6	0.17	**0.4**	0.24	0.24	0.30	0.28	0.28	NA
cis-1,2-Dichloroethene	µg/L	162	142	66.3	28	100	49	57	99	59	20	NA
cis-1,3-Dichloropropene	µg/L	0.16	0.16	0.16	0.16	0.13	0.13	0.13	0.32	0.37	0.37	NA
Dichlorodifluoromethane	µg/L	22	20	17.7	12	12	13	11	12	12	6.3	NA
Ethylbenzene	µg/L	0.11	0.11	0.11	0.11	0.25	0.25	0.25	0.32	0.18	0.18	NA
Isopropylbenzene	µg/L	**0.29**	**0.24**	0.10	0.10	0.14	0.14	0.14	0.27	0.15	0.15	NA
Methylene Chloride	µg/L	0.21	**0.3**	1.6	2.1	**0.4**	0.27	**0.33**[(5)]	**1.1**	**0.47**	0.27	NA
o-Xylene	µg/L	0.7	0.7	**0.17**	0.10	0.22	0.22	0.22	0.24	0.13	0.13	NA
p+m-Xylenes	µg/L	0.28	0.28	0.28	0.28	0.50	0.50	0.50	0.39	0.30	0.30	NA
sec-Butylbenzene	µg/L	0.18	0.18	0.18	0.18	NA	NA	NA	NA	NA	NA	NA
Styrene	µg/L	0.29	0.29	0.29	0.29	0.10	0.10	0.10	0.31	0.19	0.19	NA
Tetrachloroethene	µg/L	18	8.4	31.6	41	18	**0.38**	2.8	6.1	1.5	1.7	NA
Toluene	µg/L	0.12	0.12	**0.12**[(5)]	0.63	0.14	0.14	0.14	0.24	0.22	0.22	NA
trans-1,2-Dichloroethene	µg/L	1.0	0.7	**0.30**	0.17	**0.3**	0.21	0.21	0.35	0.20	0.20	NA
Trichloroethene	µg/L	6.7	6.9	8.2	8.7	14	52	13	9.7	3.3	1.2	NA
Trichlorofluoromethane	µg/L	3.3	2.3	2.3	3.7	**1**	**0.95**	**1.3**	**1.7**	**0.73**	**0.94**	NA
Vinyl Chloride	µg/L	2.9	2.7	2.7	0.24	1.9	1.5	0.38	1.6	1.4	0.25	NA
Xylenes (Total)	µg/L	NA	NA	NA	NA	NA	NA	NA	NA	NA	NA	NA
SEMI-VOLATILE ORGANIC COMPOUNDS												
Phenol	µg/L	NA	NA	NA	NA	NA	NA	NA	NA	NA	0.93	NA
HERBICIDES, PESTICIDES & PCBs: ND												

[EA] (Extended analysis) - Appendix I and Appendix II constituents analyzed. Other monitoring periods analyzed for routine monitoring parameters. Only detected compounds included above.

TABLE 5-3 (CONT'D)
MID-VALLEY SANITARY LANDFILL
HISTORICAL SUMMARY - MONITORING WELL F-2

ANALYTE	UNITS	Apr 2001	Jul 2001	Oct 2001	Jan 2002	Apr 2002	Jul 2002	Oct 2002	Jan 2003	Apr 2003	Jul 2003	Oct 2003
FIELD PARAMETERS												
Dissolved Oxygen	mg/L	1.3	2.9	NA	DRY	DRY	NA	NA	NA	NA	NA	NA
Oxidation-Reduction Potential	mV	NA	NA	NA	DRY	DRY	NA	NA	NA	NA	NA	NA
pH	units	6.8	6.5	NA	DRY	DRY	NA	NA	NA	NA	NA	NA
Specific Conductance	µmhos/cm	360	450	NA	DRY	DRY	NA	NA	NA	NA	NA	NA
Temperature	C°	21	25	NA	DRY	DRY	NA	NA	NA	NA	NA	NA
Turbidity	NTU	0	0	NA	DRY	DRY	NA	NA	NA	NA	NA	NA
GENERAL CHEMISTRY												
Alkalinity	mg/L	NA	NA	NA	DRY	DRY	NA	NA	NA	NA	NA	NA
Anions	meq/L	NA	NA	NA	DRY	DRY	NA	NA	NA	NA	NA	NA
Bicarbonate	mg/L	NA	NA	NA	DRY	DRY	NA	NA	NA	NA	NA	NA
Biological Oxygen Demand (BOD)	mg/L	NA	NA	NA	DRY	DRY	NA	NA	NA	NA	NA	NA
Carbonate	mg/L	NA	NA	NA	DRY	DRY	NA	NA	NA	NA	NA	NA
Cations	meq/L	NA	NA	NA	DRY	DRY	NA	NA	NA	NA	NA	NA
Chemical Oxygen Demand (COD)	mg/L	NA	NA	NA	DRY	DRY	NA	NA	NA	NA	NA	NA
Chloride	mg/L	8	5	NA	DRY	DRY	NA	NA	NA	NA	NA	NA
Cyanide	mg/L	NA	NA	NA	DRY	DRY	NA	NA	NA	NA	NA	NA
Fluoride	mg/L	NA	NA	NA	DRY	DRY	NA	NA	NA	NA	NA	NA
Hardness	mg/L	NA	NA	NA	DRY	DRY	NA	NA	NA	NA	NA	NA
Hydroxide	mg/L	NA	NA	NA	DRY	DRY	NA	NA	NA	NA	NA	NA
Nitrate (as N)	mg/L	2.1	3.1	NA	DRY	DRY	NA	NA	NA	NA	NA	NA
ortho-Phosphate Phosphorus	mg/L	NA	NA	NA	DRY	DRY	NA	NA	NA	NA	NA	NA
Perchlorate	mg/L	NA	NA	NA	DRY	DRY	NA	NA	NA	NA	NA	NA
Phosphate	mg/L	NA	NA	NA	DRY	DRY	NA	NA	NA	NA	NA	NA
Sulfate	mg/L	25	24	NA	DRY	DRY	NA	NA	NA	NA	NA	NA
Sulfide	mg/L	NA	NA	NA	DRY	DRY	NA	NA	NA	NA	NA	NA
Total Dissolved Solids (TDS)	mg/L	330	290	NA	DRY	DRY	NA	NA	NA	NA	NA	NA
Total Organic Carbon (TOC)	mg/L	NA	NA	NA	DRY	DRY	NA	NA	NA	NA	NA	NA
Total Organic Halides (TOX)	mg/L	NA	NA	NA	DRY	DRY	NA	NA	NA	NA	NA	NA
Total Oxygen Demand (TOD)	mg/L	NA	NA	NA	DRY	DRY	NA	NA	NA	NA	NA	NA
METALS												
Aluminum	mg/L	NA	NA	NA	DRY	DRY	NA	NA	NA	NA	NA	NA
Antimony	mg/L	NA	NA	NA	DRY	DRY	NA	NA	NA	NA	NA	NA
Arsenic	mg/L	NA	NA	NA	DRY	DRY	NA	NA	NA	NA	NA	NA
Barium	mg/L	NA	NA	NA	DRY	DRY	NA	NA	NA	NA	NA	NA
Beryllium	mg/L	NA	NA	NA	DRY	DRY	NA	NA	NA	NA	NA	NA
Boron	mg/L	NA	NA	NA	DRY	DRY	NA	NA	NA	NA	NA	NA
Cadmium	mg/L	NA	NA	NA	DRY	DRY	NA	NA	NA	NA	NA	NA
Calcium	mg/L	53	48	NA	DRY	DRY	NA	NA	NA	NA	NA	NA
Chromium-Hexavalent	mg/L	NA	NA	NA	DRY	DRY	NA	NA	NA	NA	NA	NA
Chromium-Total	mg/L	NA	NA	NA	DRY	DRY	NA	NA	NA	NA	NA	NA
Cobalt	mg/L	NA	NA	NA	DRY	DRY	NA	NA	NA	NA	NA	NA
Copper	mg/L	NA	NA	NA	DRY	DRY	NA	NA	NA	NA	NA	NA
Iron	mg/L	NA	NA	NA	DRY	DRY	NA	NA	NA	NA	NA	NA
Lead	mg/L	NA	NA	NA	DRY	DRY	NA	NA	NA	NA	NA	NA
Magnesium	mg/L	29	20	NA	DRY	DRY	NA	NA	NA	NA	NA	NA
Manganese	mg/L	NA	NA	NA	DRY	DRY	NA	NA	NA	NA	NA	NA
Mercury	mg/L	NA	NA	NA	DRY	DRY	NA	NA	NA	NA	NA	NA
Molybdenum	mg/L	NA	NA	NA	DRY	DRY	NA	NA	NA	NA	NA	NA
Nickel	mg/L	NA	NA	NA	DRY	DRY	NA	NA	NA	NA	NA	NA
Phosphorus	mg/L	NA	NA	NA	DRY	DRY	NA	NA	NA	NA	NA	NA
Potassium	mg/L	NA	NA	NA	DRY	DRY	NA	NA	NA	NA	NA	NA
Selenium	mg/L	NA	NA	NA	DRY	DRY	NA	NA	NA	NA	NA	NA
Silver	mg/L	NA	NA	NA	DRY	DRY	NA	NA	NA	NA	NA	NA
Sodium	mg/L	14	11	NA	DRY	DRY	NA	NA	NA	NA	NA	NA
Thallium	mg/L	NA	NA	NA	DRY	DRY	NA	NA	NA	NA	NA	NA
Tin	mg/L	NA	NA	NA	DRY	DRY	NA	NA	NA	NA	NA	NA
Vanadium	mg/L	NA	NA	NA	DRY	DRY	NA	NA	NA	NA	NA	NA
Zinc	mg/L	NA	NA	NA	DRY	DRY	NA	NA	NA	NA	NA	NA
VOLATILE ORGANIC COMPOUNDS												
1,1,2-Trichloroethane	µg/L	0.27	0.27	NA	DRY	DRY	NA	NA	NA	NA	NA	NA
1,1-Dichloroethane	µg/L	1.3	0.8	NA	DRY	DRY	NA	NA	NA	NA	NA	NA
1,1-Dichloroethene	µg/L	0.34	0.34	NA	DRY	DRY	NA	NA	NA	NA	NA	NA
1,2-Dichloroethane	µg/L	0.32	0.32	NA	DRY	DRY	NA	NA	NA	NA	NA	NA
1,2-Dichloropropane	µg/L	0.29	0.29	NA	DRY	DRY	NA	NA	NA	NA	NA	NA
1,4-Dichlorobenzene	µg/L	0.29	0.29	NA	DRY	DRY	NA	NA	NA	NA	NA	NA
2-Butanone (MEK)	µg/L	1.2	1.2	NA	DRY	DRY	NA	NA	NA	NA	NA	NA
4-Methyl-2-Pentanone (MIBK)	µg/L	1.2	**2.4**	NA	DRY	DRY	NA	NA	NA	NA	NA	NA
Acetone	µg/L	4.2	4.2	NA	DRY	DRY	NA	NA	NA	NA	NA	NA
Benzene	µg/L	0.18	0.18	NA	DRY	DRY	NA	NA	NA	NA	NA	NA
Chlorobenzene	µg/L	0.31	0.31	NA	DRY	DRY	NA	NA	NA	NA	NA	NA
Chloroethane	µg/L	0.21	0.21	NA	DRY	DRY	NA	NA	NA	NA	NA	NA
Chloroform	µg/L	0.28	0.28	NA	DRY	DRY	NA	NA	NA	NA	NA	NA
cis-1,2-Dichloroethene	µg/L	1.1	**0.42**	NA	DRY	DRY	NA	NA	NA	NA	NA	NA
cis-1,3-Dichloropropene	µg/L	0.37	0.37	NA	DRY	DRY	NA	NA	NA	NA	NA	NA
Dichlorodifluoromethane	µg/L	6.6	2.6	NA	DRY	DRY	NA	NA	NA	NA	NA	NA
Ethylbenzene	µg/L	0.18	0.18	NA	DRY	DRY	NA	NA	NA	NA	NA	NA
Isopropylbenzene	µg/L	0.15	0.15	NA	DRY	DRY	NA	NA	NA	NA	NA	NA
Methylene Chloride	µg/L	0.27	**0.57**[(5)]	NA	DRY	DRY	NA	NA	NA	NA	NA	NA
o-Xylene	µg/L	0.13	0.13	NA	DRY	DRY	NA	NA	NA	NA	NA	NA
p+m-Xylenes	µg/L	0.30	0.30	NA	DRY	DRY	NA	NA	NA	NA	NA	NA
sec-Butylbenzene	µg/L	NA	NA	NA	DRY	DRY	NA	NA	NA	NA	NA	NA
Styrene	µg/L	0.19	0.5	NA	DRY	DRY	NA	NA	NA	NA	NA	NA
Tetrachloroethene	µg/L	10	6.4	NA	DRY	DRY	NA	NA	NA	NA	NA	NA
Toluene	µg/L	0.22	**0.22**	NA	DRY	DRY	NA	NA	NA	NA	NA	NA
trans-1,2-Dichloroethene	µg/L	0.20	0.20	NA	DRY	DRY	NA	NA	NA	NA	NA	NA
Trichloroethene	µg/L	1.4	0.6	NA	DRY	DRY	NA	NA	NA	NA	NA	NA
Trichlorofluoromethane	µg/L	**1.9**	**1.2**	NA	DRY	DRY	NA	NA	NA	NA	NA	NA
Vinyl Chloride	µg/L	0.25	0.25	NA	DRY	DRY	NA	NA	NA	NA	NA	NA
Xylenes (Total)	µg/L	NA	NA	NA	DRY	DRY	NA	NA	NA	NA	NA	NA
SEMI-VOLATILE ORGANIC COMPOUNDS												
Phenol	µg/L	NA	NA	NA	DRY	DRY	NA	NA	NA	NA	NA	NA
HERBICIDES, PESTICIDES & PCBs: ND												

[E.A] (Extended analysis) - Appendix I and Appendix II constituents analyzed. Other monitoring periods analyzed for routine monitoring parameters. Only detected compounds included above.

TABLE 5-3 (CONT'D)
MID-VALLEY SANITARY LANDFILL
HISTORICAL SUMMARY - MONITORING WELL F-2

ANALYTE	UNITS	Jan 2004	Apr 2004	Jul 2004	Oct 2004	Jan 2005	Apr 2005	Jul 2005	Oct 2005	Jan 2006	Apr 2006	Jul 2006
FIELD PARAMETERS												
Dissolved Oxygen	mg/L	NA	NA	NA	NA	NA	DRY	DRY	DRY	DRY	DRY	DRY
Oxidation-Reduction Potential	mV	NA	NA	NA	NA	NA	DRY	DRY	DRY	DRY	DRY	DRY
pH	units	NA	NA	NA	NA	NA	DRY	DRY	DRY	DRY	DRY	DRY
Specific Conductance	µmhos/cm	NA	NA	NA	NA	NA	DRY	DRY	DRY	DRY	DRY	DRY
Temperature	C°	NA	NA	NA	NA	NA	DRY	DRY	DRY	DRY	DRY	DRY
Turbidity	NTU	NA	NA	NA	NA	NA	DRY	DRY	DRY	DRY	DRY	DRY
GENERAL CHEMISTRY												
Alkalinity	mg/L	NA	NA	NA	NA	NA	DRY	DRY	DRY	DRY	DRY	DRY
Anions	meq/L	NA	NA	NA	NA	NA	DRY	DRY	DRY	DRY	DRY	DRY
Bicarbonate	mg/L	NA	NA	NA	NA	NA	DRY	DRY	DRY	DRY	DRY	DRY
Biological Oxygen Demand (BOD)	mg/L	NA	NA	NA	NA	NA	DRY	DRY	DRY	DRY	DRY	DRY
Carbonate	mg/L	NA	NA	NA	NA	NA	DRY	DRY	DRY	DRY	DRY	DRY
Cations	meq/L	NA	NA	NA	NA	NA	DRY	DRY	DRY	DRY	DRY	DRY
Chemical Oxygen Demand (COD)	mg/L	NA	NA	NA	NA	NA	DRY	DRY	DRY	DRY	DRY	DRY
Chloride	mg/L	NA	NA	NA	NA	NA	DRY	DRY	DRY	DRY	DRY	DRY
Cyanide	mg/L	NA	NA	NA	NA	NA	DRY	DRY	DRY	DRY	DRY	DRY
Fluoride	mg/L	NA	NA	NA	NA	NA	DRY	DRY	DRY	DRY	DRY	DRY
Hardness	mg/L	NA	NA	NA	NA	NA	DRY	DRY	DRY	DRY	DRY	DRY
Hydroxide	mg/L	NA	NA	NA	NA	NA	DRY	DRY	DRY	DRY	DRY	DRY
Nitrate (as N)	mg/L	NA	NA	NA	NA	NA	DRY	DRY	DRY	DRY	DRY	DRY
ortho-Phosphate Phosphorus	mg/L	NA	NA	NA	NA	NA	DRY	DRY	DRY	DRY	DRY	DRY
Perchlorate	mg/L	NA	NA	NA	NA	NA	DRY	DRY	DRY	DRY	DRY	DRY
Phosphate	mg/L	NA	NA	NA	NA	NA	DRY	DRY	DRY	DRY	DRY	DRY
Sulfate	mg/L	NA	NA	NA	NA	NA	DRY	DRY	DRY	DRY	DRY	DRY
Sulfide	mg/L	NA	NA	NA	NA	NA	DRY	DRY	DRY	DRY	DRY	DRY
Total Dissolved Solids (TDS)	mg/L	NA	NA	NA	NA	NA	DRY	DRY	DRY	DRY	DRY	DRY
Total Organic Carbon (TOC)	mg/L	NA	NA	NA	NA	NA	DRY	DRY	DRY	DRY	DRY	DRY
Total Organic Halides (TOX)	mg/L	NA	NA	NA	NA	NA	DRY	DRY	DRY	DRY	DRY	DRY
Total Oxygen Demand (TOD)	mg/L	NA	NA	NA	NA	NA	DRY	DRY	DRY	DRY	DRY	DRY
METALS												
Aluminum	mg/L	NA	NA	NA	NA	NA	DRY	DRY	DRY	DRY	DRY	DRY
Antimony	mg/L	NA	NA	NA	NA	NA	DRY	DRY	DRY	DRY	DRY	DRY
Arsenic	mg/L	NA	NA	NA	NA	NA	DRY	DRY	DRY	DRY	DRY	DRY
Barium	mg/L	NA	NA	NA	NA	NA	DRY	DRY	DRY	DRY	DRY	DRY
Beryllium	mg/L	NA	NA	NA	NA	NA	DRY	DRY	DRY	DRY	DRY	DRY
Boron	mg/L	NA	NA	NA	NA	NA	DRY	DRY	DRY	DRY	DRY	DRY
Cadmium	mg/L	NA	NA	NA	NA	NA	DRY	DRY	DRY	DRY	DRY	DRY
Calcium	mg/L	NA	NA	NA	NA	NA	DRY	DRY	DRY	DRY	DRY	DRY
Chromium-Hexavalent	mg/L	NA	NA	NA	NA	NA	DRY	DRY	DRY	DRY	DRY	DRY
Chromium-Total	mg/L	NA	NA	NA	NA	NA	DRY	DRY	DRY	DRY	DRY	DRY
Cobalt	mg/L	NA	NA	NA	NA	NA	DRY	DRY	DRY	DRY	DRY	DRY
Copper	mg/L	NA	NA	NA	NA	NA	DRY	DRY	DRY	DRY	DRY	DRY
Iron	mg/L	NA	NA	NA	NA	NA	DRY	DRY	DRY	DRY	DRY	DRY
Lead	mg/L	NA	NA	NA	NA	NA	DRY	DRY	DRY	DRY	DRY	DRY
Magnesium	mg/L	NA	NA	NA	NA	NA	DRY	DRY	DRY	DRY	DRY	DRY
Manganese	mg/L	NA	NA	NA	NA	NA	DRY	DRY	DRY	DRY	DRY	DRY
Mercury	mg/L	NA	NA	NA	NA	NA	DRY	DRY	DRY	DRY	DRY	DRY
Molybdenum	mg/L	NA	NA	NA	NA	NA	DRY	DRY	DRY	DRY	DRY	DRY
Nickel	mg/L	NA	NA	NA	NA	NA	DRY	DRY	DRY	DRY	DRY	DRY
Phosphorus	mg/L	NA	NA	NA	NA	NA	DRY	DRY	DRY	DRY	DRY	DRY
Potassium	mg/L	NA	NA	NA	NA	NA	DRY	DRY	DRY	DRY	DRY	DRY
Selenium	mg/L	NA	NA	NA	NA	NA	DRY	DRY	DRY	DRY	DRY	DRY
Silver	mg/L	NA	NA	NA	NA	NA	DRY	DRY	DRY	DRY	DRY	DRY
Sodium	mg/L	NA	NA	NA	NA	NA	DRY	DRY	DRY	DRY	DRY	DRY
Thallium	mg/L	NA	NA	NA	NA	NA	DRY	DRY	DRY	DRY	DRY	DRY
Tin	mg/L	NA	NA	NA	NA	NA	DRY	DRY	DRY	DRY	DRY	DRY
Vanadium	mg/L	NA	NA	NA	NA	NA	DRY	DRY	DRY	DRY	DRY	DRY
Zinc	mg/L	NA	NA	NA	NA	NA	DRY	DRY	DRY	DRY	DRY	DRY
VOLATILE ORGANIC COMPOUNDS												
1,1,2-Trichloroethane	µg/L	NA	NA	NA	NA	NA	DRY	DRY	DRY	DRY	DRY	DRY
1,1-Dichloroethane	µg/L	NA	NA	NA	NA	NA	DRY	DRY	DRY	DRY	DRY	DRY
1,1-Dichloroethene	µg/L	NA	NA	NA	NA	NA	DRY	DRY	DRY	DRY	DRY	DRY
1,2-Dichloroethane	µg/L	NA	NA	NA	NA	NA	DRY	DRY	DRY	DRY	DRY	DRY
1,2-Dichloropropane	µg/L	NA	NA	NA	NA	NA	DRY	DRY	DRY	DRY	DRY	DRY
1,4-Dichlorobenzene	µg/L	NA	NA	NA	NA	NA	DRY	DRY	DRY	DRY	DRY	DRY
2-Butanone (MEK)	µg/L	NA	NA	NA	NA	NA	DRY	DRY	DRY	DRY	DRY	DRY
4-Methyl-2-Pentanone (MIBK)	µg/L	NA	NA	NA	NA	NA	DRY	DRY	DRY	DRY	DRY	DRY
Acetone	µg/L	NA	NA	NA	NA	NA	DRY	DRY	DRY	DRY	DRY	DRY
Benzene	µg/L	NA	NA	NA	NA	NA	DRY	DRY	DRY	DRY	DRY	DRY
Chlorobenzene	µg/L	NA	NA	NA	NA	NA	DRY	DRY	DRY	DRY	DRY	DRY
Chloroethane	µg/L	NA	NA	NA	NA	NA	DRY	DRY	DRY	DRY	DRY	DRY
Chloroform	µg/L	NA	NA	NA	NA	NA	DRY	DRY	DRY	DRY	DRY	DRY
cis-1,2-Dichloroethene	µg/L	NA	NA	NA	NA	NA	DRY	DRY	DRY	DRY	DRY	DRY
cis-1,3-Dichloropropene	µg/L	NA	NA	NA	NA	NA	DRY	DRY	DRY	DRY	DRY	DRY
Dichlorodifluoromethane	µg/L	NA	NA	NA	NA	NA	DRY	DRY	DRY	DRY	DRY	DRY
Ethylbenzene	µg/L	NA	NA	NA	NA	NA	DRY	DRY	DRY	DRY	DRY	DRY
Isopropylbenzene	µg/L	NA	NA	NA	NA	NA	DRY	DRY	DRY	DRY	DRY	DRY
Methylene Chloride	µg/L	NA	NA	NA	NA	NA	DRY	DRY	DRY	DRY	DRY	DRY
o-Xylene	µg/L	NA	NA	NA	NA	NA	DRY	DRY	DRY	DRY	DRY	DRY
p+m-Xylenes	µg/L	NA	NA	NA	NA	NA	DRY	DRY	DRY	DRY	DRY	DRY
sec-Butylbenzene	µg/L	NA	NA	NA	NA	NA	DRY	DRY	DRY	DRY	DRY	DRY
Styrene	µg/L	NA	NA	NA	NA	NA	DRY	DRY	DRY	DRY	DRY	DRY
Tetrachloroethene	µg/L	NA	NA	NA	NA	NA	DRY	DRY	DRY	DRY	DRY	DRY
Toluene	µg/L	NA	NA	NA	NA	NA	DRY	DRY	DRY	DRY	DRY	DRY
trans-1,2-Dichloroethene	µg/L	NA	NA	NA	NA	NA	DRY	DRY	DRY	DRY	DRY	DRY
Trichloroethene	µg/L	NA	NA	NA	NA	NA	DRY	DRY	DRY	DRY	DRY	DRY
Trichlorofluoromethane	µg/L	NA	NA	NA	NA	NA	DRY	DRY	DRY	DRY	DRY	DRY
Vinyl Chloride	µg/L	NA	NA	NA	NA	NA	DRY	DRY	DRY	DRY	DRY	DRY
Xylenes (Total)	µg/L	NA	NA	NA	NA	NA	DRY	DRY	DRY	DRY	DRY	DRY
SEMI-VOLATILE ORGANIC COMPOUNDS												
Phenol	µg/L	NA	NA	NA	NA	NA	DRY	DRY	DRY	DRY	DRY	DRY
HERBICIDES, PESTICIDES & PCBs: ND												

[E.A] (Extended analysis) - Appendix I and Appendix II constituents analyzed. Other monitoring periods analyzed for routine monitoring parameters. Only detected compounds included above.

TABLE 5-3 (CONT'D)
MID-VALLEY SANITARY LANDFILL
HISTORICAL SUMMARY - MONITORING WELL F-2

ANALYTE	UNITS	Oct 2006	Jan 2007	Apr 2007	Jul 2007	Oct 2007	Jan 2008	Apr 2008	Jul 2008	Oct 2008	Jan 2009	Apr 2009
FIELD PARAMETERS												
Dissolved Oxygen	mg/L	3.9	6.3	3.5	4.6	1.8	5.4	0.3	NA	DRY	DRY	DRY
Oxidation-Reduction Potential	mV	NA	NA	NA	NA	NA	NA	NA	NA	DRY	DRY	DRY
pH	units	7.8	7.0	7.8	6.9	7.4	7.5	6.78	NA	DRY	DRY	DRY
Specific Conductance	µmhos/cm	290	830	300	1300	480	640	846	NA	DRY	DRY	DRY
Temperature	C°	23.5	22	21.3	26.1	21.2	21.2	21.5	NA	DRY	DRY	DRY
Turbidity	NTU	20	0	27	0	0	0	1.7	NA	DRY	DRY	DRY
GENERAL CHEMISTRY												
Alkalinity	mg/L	NA	NA	NA	NA	NA	NA	NA	NA	DRY	DRY	DRY
Anions	meq/L	NA	NA	NA	NA	NA	NA	NA	NA	DRY	DRY	DRY
Bicarbonate	mg/L	NA	NA	NA	NA	NA	NA	NA	NA	DRY	DRY	DRY
Biological Oxygen Demand (BOD)	mg/L	NA	NA	NA	NA	NA	NA	NA	NA	DRY	DRY	DRY
Carbonate	mg/L	NA	NA	NA	NA	NA	NA	NA	NA	DRY	DRY	DRY
Cations	meq/L	NA	NA	NA	NA	NA	NA	NA	NA	DRY	DRY	DRY
Chemical Oxygen Demand (COD)	mg/L	NA	NA	NA	NA	NA	NA	NA	NA	DRY	DRY	DRY
Chloride	mg/L	9.7	25	28	30	13	11	10	NA	DRY	DRY	DRY
Cyanide	mg/L	NA	NA	NA	NA	NA	NA	NA	NA	DRY	DRY	DRY
Fluoride	mg/L	NA	NA	NA	NA	NA	NA	NA	NA	DRY	DRY	DRY
Hardness	mg/L	NA	NA	NA	NA	NA	NA	NA	NA	DRY	DRY	DRY
Hydroxide	mg/L	NA	NA	NA	NA	NA	NA	NA	NA	DRY	DRY	DRY
Nitrate (as N)	mg/L	0.018	**0.038**	0.12	0.32	0.018	0.14	0.72	NA	DRY	DRY	DRY
ortho-Phosphate Phosphorus	mg/L	NA	NA	NA	NA	NA	NA	NA	NA	DRY	DRY	DRY
Perchlorate	mg/L	0.00046	0.00046	0.00046	0.00046	0.00046	0.00030	0.00030	NA	DRY	DRY	DRY
Phosphate	mg/L	NA	NA	NA	NA	NA	NA	NA	NA	DRY	DRY	DRY
Sulfate	mg/L	22	16	18	16	19	20	20	NA	DRY	DRY	DRY
Sulfide	mg/L	NA	NA	NA	NA	NA	NA	NA	NA	DRY	DRY	DRY
Total Dissolved Solids (TDS)	mg/L	400	820	820	820	710	640	590	NA	DRY	DRY	DRY
Total Organic Carbon (TOC)	mg/L	NA	NA	NA	NA	NA	NA	NA	NA	DRY	DRY	DRY
Total Organic Halides (TOX)	mg/L	NA	NA	NA	NA	NA	NA	NA	NA	DRY	DRY	DRY
Total Oxygen Demand (TOD)	mg/L	NA	NA	NA	NA	NA	NA	NA	NA	DRY	DRY	DRY
METALS												
Aluminum	mg/L	NA	NA	NA	NA	NA	NA	NA	NA	DRY	DRY	DRY
Antimony	mg/L	NA	NA	NA	NA	NA	NA	NA	NA	DRY	DRY	DRY
Arsenic	mg/L	NA	NA	NA	NA	NA	NA	NA	NA	DRY	DRY	DRY
Barium	mg/L	NA	NA	NA	NA	NA	NA	NA	NA	DRY	DRY	DRY
Beryllium	mg/L	NA	NA	NA	NA	NA	NA	NA	NA	DRY	DRY	DRY
Boron	mg/L	NA	NA	NA	NA	NA	NA	NA	NA	DRY	DRY	DRY
Cadmium	mg/L	NA	NA	NA	NA	NA	NA	NA	NA	DRY	DRY	DRY
Calcium	mg/L	100	100	120	120	89	85	81	NA	DRY	DRY	DRY
Chromium-Hexavalent	mg/L	NA	NA	NA	NA	NA	NA	NA	NA	DRY	DRY	DRY
Chromium-Total	mg/L	NA	NA	NA	NA	NA	NA	NA	NA	DRY	DRY	DRY
Cobalt	mg/L	NA	NA	NA	NA	NA	NA	NA	NA	DRY	DRY	DRY
Copper	mg/L	NA	NA	NA	NA	NA	NA	NA	NA	DRY	DRY	DRY
Iron	mg/L	NA	NA	NA	NA	NA	NA	NA	NA	DRY	DRY	DRY
Lead	mg/L	NA	NA	NA	NA	NA	NA	NA	NA	DRY	DRY	DRY
Magnesium	mg/L	110	110	110	110	85	74	67	NA	DRY	DRY	DRY
Manganese	mg/L	NA	NA	NA	NA	NA	NA	NA	NA	DRY	DRY	DRY
Mercury	mg/L	NA	NA	NA	NA	NA	NA	NA	NA	DRY	DRY	DRY
Molybdenum	mg/L	NA	NA	NA	NA	NA	NA	NA	NA	DRY	DRY	DRY
Nickel	mg/L	NA	NA	NA	NA	NA	NA	NA	NA	DRY	DRY	DRY
Phosphorus	mg/L	NA	NA	NA	NA	NA	NA	NA	NA	DRY	DRY	DRY
Potassium	mg/L	NA	NA	NA	NA	NA	NA	NA	NA	DRY	DRY	DRY
Selenium	mg/L	NA	NA	NA	NA	NA	NA	NA	NA	DRY	DRY	DRY
Silver	mg/L	NA	NA	NA	NA	NA	NA	NA	NA	DRY	DRY	DRY
Sodium	mg/L	19	20	19	20	18	15	15	NA	DRY	DRY	DRY
Thallium	mg/L	NA	NA	NA	NA	NA	NA	NA	NA	DRY	DRY	DRY
Tin	mg/L	NA	NA	NA	NA	NA	NA	NA	NA	DRY	DRY	DRY
Vanadium	mg/L	NA	NA	NA	NA	NA	NA	NA	NA	DRY	DRY	DRY
Zinc	mg/L	NA	NA	NA	NA	NA	NA	NA	NA	DRY	DRY	DRY
VOLATILE ORGANIC COMPOUNDS												
1,1,2-Trichloroethane	µg/L	0.15	0.15	0.12	0.12	0.12	0.44	0.44	NA	DRY	DRY	DRY
1,1-Dichloroethane	µg/L	1.3	0.98	1.6	**0.33**	1.0	0.89	0.53	NA	DRY	DRY	DRY
1,1-Dichloroethene	µg/L	0.15	0.15	0.12	0.12	0.12	0.16	0.29	NA	DRY	DRY	DRY
1,2-Dichloroethane	µg/L	0.25	0.25	0.13	0.098	0.098	0.24	0.24	NA	DRY	DRY	DRY
1,2-Dichloropropane	µg/L	0.16	0.16	0.12	0.12	0.12	0.16	0.41	NA	DRY	DRY	DRY
1,4-Dichlorobenzene	µg/L	0.14	0.14	**0.11**	0.12	0.12	0.17	0.48	NA	DRY	DRY	DRY
2-Butanone (MEK)	µg/L	1.9	1.9	3.4	3.4	3.4	1.6	1.6	NA	DRY	DRY	DRY
4-Methyl-2-Pentanone (MIBK)	µg/L	1.7	1.7	3.6	3.6	3.6	3.4	3.4	NA	DRY	DRY	DRY
Acetone	µg/L	6.2	6.2	6.2	**9.1**	6.2	7.4	7.4	NA	DRY	DRY	DRY
Benzene	µg/L	**0.15**	0.13	**0.24**	0.12	**0.15**	0.18	0.32	NA	DRY	DRY	DRY
Chlorobenzene	µg/L	0.12	0.12	0.11	0.11	0.11	0.14	0.29	NA	DRY	DRY	DRY
Chloroethane	µg/L	0.17	0.17	0.094	0.12	0.12	0.25	0.36	NA	DRY	DRY	DRY
Chloroform	µg/L	0.11	0.11	**0.20**[(5)]	0.098	0.098	0.23	0.24	NA	DRY	DRY	DRY
cis-1,2-Dichloroethene	µg/L	15	25	13	0.92	22	14	3.8	NA	DRY	DRY	DRY
cis-1,3-Dichloropropene	µg/L	0.16	0.16	0.077	0.086	0.086	0.19	0.19	NA	DRY	DRY	DRY
Dichlorodifluoromethane	µg/L	1.9	3.7	4.7	2.1	3.9	4.4	6.4	NA	DRY	DRY	DRY
Ethylbenzene	µg/L	0.14	0.14	0.094	0.13	0.13	0.18	0.33	NA	DRY	DRY	DRY
Isopropylbenzene	µg/L	0.22	0.22	0.15	0.15	0.15	0.18	0.35	NA	DRY	DRY	DRY
Methylene Chloride	µg/L	0.44	0.44	0.16	**0.21**[(5)]	0.16	0.27	0.27	NA	DRY	DRY	DRY
o-Xylene	µg/L	0.14	0.14	0.096	0.12	0.12	0.16	0.27	NA	DRY	DRY	DRY
p+m-Xylenes	µg/L	0.26	0.26	0.23	0.21	0.21	0.42	0.46	NA	DRY	DRY	DRY
sec-Butylbenzene	µg/L	NA	NA	NA	NA	NA	NA	NA	NA	DRY	DRY	DRY
Styrene	µg/L	0.16	0.16	0.15	0.15	0.15	0.18	0.39	NA	DRY	DRY	DRY
Tetrachloroethene	µg/L	19	21	19	12	15	16	13	NA	DRY	DRY	DRY
Toluene	µg/L	0.15	0.15	0.12	0.12	0.12	0.14	0.24	NA	DRY	DRY	DRY
trans-1,2-Dichloroethene	µg/L	0.19	0.19	0.18	0.14	0.14	0.14	0.32	NA	DRY	DRY	DRY
Trichloroethene	µg/L	4.0	3.5	5.2	0.71	7.7	6.1	3.8	NA	DRY	DRY	DRY
Trichlorofluoromethane	µg/L	**0.32**	1.0	**0.47**	0.82	0.14	0.52	1.1	NA	DRY	DRY	DRY
Vinyl Chloride	µg/L	0.16	0.16	0.14	0.14	0.14	0.16	0.34	NA	DRY	DRY	DRY
Xylenes (Total)	µg/L	0.40	0.40	0.31	0.33	0.33	0.53	0.73	NA	DRY	DRY	DRY
SEMI-VOLATILE ORGANIC COMPOUNDS												
Phenol	µg/L	NA	NA	NA	NA	NA	NA	NA	NA	DRY	DRY	DRY
HERBICIDES, PESTICIDES & PCBs: ND												

[EA] (Extended analysis) - Appendix I and Appendix II constituents analyzed. Other monitoring periods analyzed for routine monitoring parameters. Only detected compounds included above.

TABLE 5-3 (CONT'D)
MID-VALLEY SANITARY LANDFILL
HISTORICAL SUMMARY - MONITORING WELL F-2

ANALYTE	UNITS	Jul 2009	Oct 2009	Jan 2010	Apr 2010	Jul 2010	Oct 2010	Jan 2011	Apr 2011	Jul 2011	Oct 2011	Jan 2012
FIELD PARAMETERS												
Dissolved Oxygen	mg/L	DRY	DRY	DRY	DRY	DRY	DRY	DRY	DRY	DRY	DRY	DRY
Oxidation-Reduction Potential	mV	DRY	DRY	DRY	DRY	DRY	DRY	DRY	DRY	DRY	DRY	DRY
pH	units	DRY	DRY	DRY	DRY	DRY	DRY	DRY	DRY	DRY	DRY	DRY
Specific Conductance	µmhos/cm	DRY	DRY	DRY	DRY	DRY	DRY	DRY	DRY	DRY	DRY	DRY
Temperature	C°	DRY	DRY	DRY	DRY	DRY	DRY	DRY	DRY	DRY	DRY	DRY
Turbidity	NTU	DRY	DRY	DRY	DRY	DRY	DRY	DRY	DRY	DRY	DRY	DRY
GENERAL CHEMISTRY												
Alkalinity	mg/L	DRY	DRY	DRY	DRY	DRY	DRY	DRY	DRY	DRY	DRY	DRY
Anions	meq/L	DRY	DRY	DRY	DRY	DRY	DRY	DRY	DRY	DRY	DRY	DRY
Bicarbonate	mg/L	DRY	DRY	DRY	DRY	DRY	DRY	DRY	DRY	DRY	DRY	DRY
Biological Oxygen Demand (BOD)	mg/L	DRY	DRY	DRY	DRY	DRY	DRY	DRY	DRY	DRY	DRY	DRY
Carbonate	mg/L	DRY	DRY	DRY	DRY	DRY	DRY	DRY	DRY	DRY	DRY	DRY
Cations	meq/L	DRY	DRY	DRY	DRY	DRY	DRY	DRY	DRY	DRY	DRY	DRY
Chemical Oxygen Demand (COD)	mg/L	DRY	DRY	DRY	DRY	DRY	DRY	DRY	DRY	DRY	DRY	DRY
Chloride	mg/L	DRY	DRY	DRY	DRY	DRY	DRY	DRY	DRY	DRY	DRY	DRY
Cyanide	mg/L	DRY	DRY	DRY	DRY	DRY	DRY	DRY	DRY	DRY	DRY	DRY
Fluoride	mg/L	DRY	DRY	DRY	DRY	DRY	DRY	DRY	DRY	DRY	DRY	DRY
Hardness	mg/L	DRY	DRY	DRY	DRY	DRY	DRY	DRY	DRY	DRY	DRY	DRY
Hydroxide	mg/L	DRY	DRY	DRY	DRY	DRY	DRY	DRY	DRY	DRY	DRY	DRY
Nitrate (as N)	mg/L	DRY	DRY	DRY	DRY	DRY	DRY	DRY	DRY	DRY	DRY	DRY
ortho-Phosphate Phosphorus	mg/L	DRY	DRY	DRY	DRY	DRY	DRY	DRY	DRY	DRY	DRY	DRY
Perchlorate	mg/L	DRY	DRY	DRY	DRY	DRY	DRY	DRY	DRY	DRY	DRY	DRY
Phosphate	mg/L	DRY	DRY	DRY	DRY	DRY	DRY	DRY	DRY	DRY	DRY	DRY
Sulfate	mg/L	DRY	DRY	DRY	DRY	DRY	DRY	DRY	DRY	DRY	DRY	DRY
Sulfide	mg/L	DRY	DRY	DRY	DRY	DRY	DRY	DRY	DRY	DRY	DRY	DRY
Total Dissolved Solids (TDS)	mg/L	DRY	DRY	DRY	DRY	DRY	DRY	DRY	DRY	DRY	DRY	DRY
Total Organic Carbon (TOC)	mg/L	DRY	DRY	DRY	DRY	DRY	DRY	DRY	DRY	DRY	DRY	DRY
Total Organic Halides (TOX)	mg/L	DRY	DRY	DRY	DRY	DRY	DRY	DRY	DRY	DRY	DRY	DRY
Total Oxygen Demand (TOD)	mg/L	DRY	DRY	DRY	DRY	DRY	DRY	DRY	DRY	DRY	DRY	DRY
METALS												
Aluminum	mg/L	DRY	DRY	DRY	DRY	DRY	DRY	DRY	DRY	DRY	DRY	DRY
Antimony	mg/L	DRY	DRY	DRY	DRY	DRY	DRY	DRY	DRY	DRY	DRY	DRY
Arsenic	mg/L	DRY	DRY	DRY	DRY	DRY	DRY	DRY	DRY	DRY	DRY	DRY
Barium	mg/L	DRY	DRY	DRY	DRY	DRY	DRY	DRY	DRY	DRY	DRY	DRY
Beryllium	mg/L	DRY	DRY	DRY	DRY	DRY	DRY	DRY	DRY	DRY	DRY	DRY
Boron	mg/L	DRY	DRY	DRY	DRY	DRY	DRY	DRY	DRY	DRY	DRY	DRY
Cadmium	mg/L	DRY	DRY	DRY	DRY	DRY	DRY	DRY	DRY	DRY	DRY	DRY
Calcium	mg/L	DRY	DRY	DRY	DRY	DRY	DRY	DRY	DRY	DRY	DRY	DRY
Chromium-Hexavalent	mg/L	DRY	DRY	DRY	DRY	DRY	DRY	DRY	DRY	DRY	DRY	DRY
Chromium-Total	mg/L	DRY	DRY	DRY	DRY	DRY	DRY	DRY	DRY	DRY	DRY	DRY
Cobalt	mg/L	DRY	DRY	DRY	DRY	DRY	DRY	DRY	DRY	DRY	DRY	DRY
Copper	mg/L	DRY	DRY	DRY	DRY	DRY	DRY	DRY	DRY	DRY	DRY	DRY
Iron	mg/L	DRY	DRY	DRY	DRY	DRY	DRY	DRY	DRY	DRY	DRY	DRY
Lead	mg/L	DRY	DRY	DRY	DRY	DRY	DRY	DRY	DRY	DRY	DRY	DRY
Magnesium	mg/L	DRY	DRY	DRY	DRY	DRY	DRY	DRY	DRY	DRY	DRY	DRY
Manganese	mg/L	DRY	DRY	DRY	DRY	DRY	DRY	DRY	DRY	DRY	DRY	DRY
Mercury	mg/L	DRY	DRY	DRY	DRY	DRY	DRY	DRY	DRY	DRY	DRY	DRY
Molybdenum	mg/L	DRY	DRY	DRY	DRY	DRY	DRY	DRY	DRY	DRY	DRY	DRY
Nickel	mg/L	DRY	DRY	DRY	DRY	DRY	DRY	DRY	DRY	DRY	DRY	DRY
Phosphorus	mg/L	DRY	DRY	DRY	DRY	DRY	DRY	DRY	DRY	DRY	DRY	DRY
Potassium	mg/L	DRY	DRY	DRY	DRY	DRY	DRY	DRY	DRY	DRY	DRY	DRY
Selenium	mg/L	DRY	DRY	DRY	DRY	DRY	DRY	DRY	DRY	DRY	DRY	DRY
Silver	mg/L	DRY	DRY	DRY	DRY	DRY	DRY	DRY	DRY	DRY	DRY	DRY
Sodium	mg/L	DRY	DRY	DRY	DRY	DRY	DRY	DRY	DRY	DRY	DRY	DRY
Thallium	mg/L	DRY	DRY	DRY	DRY	DRY	DRY	DRY	DRY	DRY	DRY	DRY
Tin	mg/L	DRY	DRY	DRY	DRY	DRY	DRY	DRY	DRY	DRY	DRY	DRY
Vanadium	mg/L	DRY	DRY	DRY	DRY	DRY	DRY	DRY	DRY	DRY	DRY	DRY
Zinc	mg/L	DRY	DRY	DRY	DRY	DRY	DRY	DRY	DRY	DRY	DRY	DRY
VOLATILE ORGANIC COMPOUNDS												
1,1,2-Trichloroethane	µg/L	DRY	DRY	DRY	DRY	DRY	DRY	DRY	DRY	DRY	DRY	DRY
1,1-Dichloroethane	µg/L	DRY	DRY	DRY	DRY	DRY	DRY	DRY	DRY	DRY	DRY	DRY
1,1-Dichloroethene	µg/L	DRY	DRY	DRY	DRY	DRY	DRY	DRY	DRY	DRY	DRY	DRY
1,2-Dichloroethane	µg/L	DRY	DRY	DRY	DRY	DRY	DRY	DRY	DRY	DRY	DRY	DRY
1,2-Dichloropropane	µg/L	DRY	DRY	DRY	DRY	DRY	DRY	DRY	DRY	DRY	DRY	DRY
1,4-Dichlorobenzene	µg/L	DRY	DRY	DRY	DRY	DRY	DRY	DRY	DRY	DRY	DRY	DRY
2-Butanone (MEK)	µg/L	DRY	DRY	DRY	DRY	DRY	DRY	DRY	DRY	DRY	DRY	DRY
4-Methyl-2-Pentanone (MIBK)	µg/L	DRY	DRY	DRY	DRY	DRY	DRY	DRY	DRY	DRY	DRY	DRY
Acetone	µg/L	DRY	DRY	DRY	DRY	DRY	DRY	DRY	DRY	DRY	DRY	DRY
Benzene	µg/L	DRY	DRY	DRY	DRY	DRY	DRY	DRY	DRY	DRY	DRY	DRY
Chlorobenzene	µg/L	DRY	DRY	DRY	DRY	DRY	DRY	DRY	DRY	DRY	DRY	DRY
Chloroethane	µg/L	DRY	DRY	DRY	DRY	DRY	DRY	DRY	DRY	DRY	DRY	DRY
Chloroform	µg/L	DRY	DRY	DRY	DRY	DRY	DRY	DRY	DRY	DRY	DRY	DRY
cis-1,2-Dichloroethene	µg/L	DRY	DRY	DRY	DRY	DRY	DRY	DRY	DRY	DRY	DRY	DRY
cis-1,3-Dichloropropene	µg/L	DRY	DRY	DRY	DRY	DRY	DRY	DRY	DRY	DRY	DRY	DRY
Dichlorodifluoromethane	µg/L	DRY	DRY	DRY	DRY	DRY	DRY	DRY	DRY	DRY	DRY	DRY
Ethylbenzene	µg/L	DRY	DRY	DRY	DRY	DRY	DRY	DRY	DRY	DRY	DRY	DRY
Isopropylbenzene	µg/L	DRY	DRY	DRY	DRY	DRY	DRY	DRY	DRY	DRY	DRY	DRY
Methylene Chloride	µg/L	DRY	DRY	DRY	DRY	DRY	DRY	DRY	DRY	DRY	DRY	DRY
o-Xylene	µg/L	DRY	DRY	DRY	DRY	DRY	DRY	DRY	DRY	DRY	DRY	DRY
p+m-Xylenes	µg/L	DRY	DRY	DRY	DRY	DRY	DRY	DRY	DRY	DRY	DRY	DRY
sec-Butylbenzene	µg/L	DRY	DRY	DRY	DRY	DRY	DRY	DRY	DRY	DRY	DRY	DRY
Styrene	µg/L	DRY	DRY	DRY	DRY	DRY	DRY	DRY	DRY	DRY	DRY	DRY
Tetrachloroethene	µg/L	DRY	DRY	DRY	DRY	DRY	DRY	DRY	DRY	DRY	DRY	DRY
Toluene	µg/L	DRY	DRY	DRY	DRY	DRY	DRY	DRY	DRY	DRY	DRY	DRY
trans-1,2-Dichloroethene	µg/L	DRY	DRY	DRY	DRY	DRY	DRY	DRY	DRY	DRY	DRY	DRY
Trichloroethene	µg/L	DRY	DRY	DRY	DRY	DRY	DRY	DRY	DRY	DRY	DRY	DRY
Trichlorofluoromethane	µg/L	DRY	DRY	DRY	DRY	DRY	DRY	DRY	DRY	DRY	DRY	DRY
Vinyl Chloride	µg/L	DRY	DRY	DRY	DRY	DRY	DRY	DRY	DRY	DRY	DRY	DRY
Xylenes (Total)	µg/L	DRY	DRY	DRY	DRY	DRY	DRY	DRY	DRY	DRY	DRY	DRY
SEMI-VOLATILE ORGANIC COMPOUNDS												
Phenol	µg/L	DRY	DRY	DRY	DRY	DRY	DRY	DRY	DRY	DRY	DRY	DRY
HERBICIDES, PESTICIDES & PCBs: ND												

[1,2] (Extended analysis) - Appendix I and Appendix II constituents analyzed. Other monitoring periods analyzed for routine monitoring parameters. Only detected compounds included above.

TABLE 5-3 (CONT'D)
MID-VALLEY SANITARY LANDFILL
HISTORICAL SUMMARY - MONITORING WELL F-2

ANALYTE	UNITS	May 2012	Aug 2012	Nov 2012	Feb 2013	May 2013	Aug 2013	Nov 2013	Feb 2014	May 2014
FIELD PARAMETERS										
Dissolved Oxygen	mg/L	NA	NA	NA	NA	6.72	NA	6.72	2.60	2.84
Oxidation-Reduction Potential	mV	NA	NA	NA	NA	28	NA	-11	95	-36
pH	units	6.31	6.30	6.54	6.36	6.31	NA	6.75	6.92	6.87
Specific Conductance	µmhos/cm	955	1030	904	557	712	NA	826	828	841
Temperature	C°	26.02	21.21	18.6	18.2	22.47	NA	20.9	20.1	18.9
Turbidity	NTU	NA	NA	NA	NA	419	NA	235	340	OR
GENERAL CHEMISTRY										
Alkalinity	mg/L	NA	NA	NA	NA	NA	NA	6.72	NA	NA
Anions	meq/L	NA	NA	NA	NA	NA	NA	NA	NA	NA
Bicarbonate	mg/L	NA	NA	NA	NA	NA	NA	NA	NA	NA
Biological Oxygen Demand (BOD)	mg/L	NA	NA	NA	NA	NA	NA	NA	NA	NA
Carbonate	mg/L	NA	NA	NA	NA	NA	NA	NA	NA	NA
Cations	meq/L	NA	NA	NA	NA	NA	NA	NA	NA	NA
Chemical Oxygen Demand (COD)	mg/L	NA	NA	NA	NA	NA	NA	NA	NA	NA
Chloride	mg/L	56	32	18	26	16	39	37	16	41
Cyanide	mg/L	NA	NA	NA	NA	NA	NA	NA	NA	NA
Fluoride	mg/L	NA	NA	NA	NA	NA	NA	NA	NA	NA
Hardness	mg/L	NA	NA	NA	NA	NA	NA	NA	NA	NA
Hydroxide	mg/L	NA	NA	NA	NA	NA	NA	NA	NA	NA
Nitrate (as N)	mg/L	6.3	6.1	5.2	11	9.3	12	9.4	6.7	10
ortho-Phosphate Phosphorus	mg/L	NA	NA	NA	NA	NA	NA	NA	NA	NA
Perchlorate	mg/L	0.00081	0.00081	0.00081	0.00081	0.00081	0.00081	0.00081	0.00045	0.00045
Phosphate	mg/L	NA	NA	NA	NA	NA	NA	NA	NA	NA
Sulfate	mg/L	160	150	32	25	25	73	92	83	67
Sulfide	mg/L	NA	NA	NA	NA	NA	NA	NA	NA	NA
Total Dissolved Solids (TDS)	mg/L	860	730	350	400	410	590	670	790	620
Total Organic Carbon (TOC)	mg/L	NA	NA	NA	NA	NA	NA	NA	NA	NA
Total Organic Halides (TOX)	mg/L	NA	NA	NA	NA	NA	NA	NA	NA	NA
Total Oxygen Demand (TOD)	mg/L	NA	NA	NA	NA	NA	NA	NA	NA	NA
METALS										
Aluminum	mg/L	NA	NA	NA	NA	NA	NA	6.72	NA	NA
Antimony	mg/L	NA	NA	NA	NA	NA	NA	NA	NA	NA
Arsenic	mg/L	NA	NA	NA	NA	NA	NA	NA	NA	NA
Barium	mg/L	NA	NA	NA	NA	NA	NA	NA	NA	NA
Beryllium	mg/L	NA	NA	NA	NA	NA	NA	NA	NA	NA
Boron	mg/L	NA	NA	NA	NA	NA	NA	NA	NA	NA
Cadmium	mg/L	NA	NA	NA	NA	NA	NA	NA	NA	NA
Calcium	mg/L	130	130	90	91	97	130	160	120	130
Chromium-Hexavalent	mg/L	NA	NA	NA	NA	NA	NA	NA	NA	NA
Chromium-Total	mg/L	NA	NA	NA	NA	NA	NA	NA	NA	NA
Cobalt	mg/L	NA	NA	NA	NA	NA	NA	NA	NA	NA
Copper	mg/L	NA	NA	NA	NA	NA	NA	NA	NA	NA
Iron	mg/L	NA	NA	NA	NA	NA	NA	NA	NA	NA
Lead	mg/L	NA	NA	NA	NA	NA	NA	NA	NA	NA
Magnesium	mg/L	66	66	33	25	25	32	35	34	31
Manganese	mg/L	NA	NA	NA	NA	NA	NA	NA	NA	NA
Mercury	mg/L	NA	NA	NA	NA	NA	NA	NA	NA	NA
Molybdenum	mg/L	NA	NA	NA	NA	NA	NA	NA	NA	NA
Nickel	mg/L	NA	NA	NA	NA	NA	NA	NA	NA	NA
Phosphorus	mg/L	NA	NA	NA	NA	NA	NA	NA	NA	NA
Potassium	mg/L	NA	NA	NA	NA	NA	NA	NA	NA	NA
Selenium	mg/L	NA	NA	NA	NA	NA	NA	NA	NA	NA
Silver	mg/L	NA	NA	NA	NA	NA	NA	NA	NA	NA
Sodium	mg/L	18	17	14	15	14	16	19	15	18
Thallium	mg/L	NA	NA	NA	NA	NA	NA	NA	NA	NA
Tin	mg/L	NA	NA	NA	NA	NA	NA	NA	NA	NA
Vanadium	mg/L	NA	NA	NA	NA	NA	NA	NA	NA	NA
Zinc	mg/L	NA	NA	NA	NA	NA	NA	NA	NA	NA
VOLATILE ORGANIC COMPOUNDS										
1,1,2-Trichloroethane	µg/L	0.16	0.16	0.16	0.16	0.16	0.16	6.72	0.16	0.16
1,1-Dichloroethane	µg/L	0.53	0.67	**0.20**	**0.37**	**0.32**	0.76	0.91	0.53	0.64
1,1-Dichloroethene	µg/L	0.18	0.18	0.18	0.18	0.18	0.18	0.18	0.18	0.18
1,2-Dichloroethane	µg/L	0.17	0.17	0.17	0.17	0.17	0.17	0.17	0.17	0.17
1,2-Dichloropropane	µg/L	0.13	0.13	0.13	0.13	0.13	0.13	0.13	0.13	0.13
1,4-Dichlorobenzene	µg/L	0.062	0.062	0.062	0.062	0.062	0.062	0.062	0.062	0.062
2-Butanone (MEK)	µg/L	2.5	2.5	2.5	2.5	2.5	2.5	2.5	2.5	2.5
4-Methyl-2-Pentanone (MIBK)	µg/L	2.1	2.1	2.1	2.1	2.1	2.1	2.1	2.1	2.1
Acetone	µg/L	4.6	4.6	4.6	4.6	4.6	4.6	4.6	4.6	4.6
Benzene	µg/L	0.083	0.083	0.083	0.083	0.083	0.083	0.083	0.083	0.083
Chlorobenzene	µg/L	0.093	0.093	0.093	0.093	0.093	0.093	0.093	0.093	0.093
Chloroethane	µg/L	0.14	0.14	0.14	0.14	0.14	0.14	0.14	0.14	0.14
Chloroform	µg/L	0.12	**0.24**	0.12	1.4	1.6	0.57	**0.38**	**0.21**	**0.27**
cis-1,2-Dichloroethene	µg/L	1.1	1.6	0.89	2.2	2.0	3.5	2.0	1.9	2.6
cis-1,3-Dichloropropene	µg/L	0.14	0.14	0.14	0.14	0.14	0.14	0.14	0.14	0.14
Dichlorodifluoromethane	µg/L	2.7	2.9	1.1	2.6	2.6	3.8	2.4	1.6	4.2
Ethylbenzene	µg/L	0.098	0.098	0.098	0.098	0.098	0.098	0.098	0.098	0.098
Isopropylbenzene	µg/L	0.14	0.14	0.14	0.14	0.14	0.14	0.14	0.14	0.14
Methylene Chloride	µg/L	0.48	0.48	0.48	0.48	0.48	0.48	0.48	0.48	0.48
o-Xylene	µg/L	0.082	0.082	0.082	0.082	0.082	0.082	0.082	**0.12**	0.082
p+m-Xylenes	µg/L	0.28	0.28	0.28	0.28	0.28	0.28	0.28	0.28	0.28
sec-Butylbenzene	µg/L	NA	NA	NA	NA	NA	NA	NA	NA	NA
Styrene	µg/L	0.068	0.068	0.068	0.068	0.068	0.068	0.068	0.068	0.068
Tetrachloroethene	µg/L	23	23	7.1	13	14	19	18	19	22
Toluene	µg/L	0.093	0.093	0.093	0.093	0.093	0.093	0.093	0.093	0.093
trans-1,2-Dichloroethene	µg/L	0.15	0.15	0.15	0.15	0.15	0.15	0.15	0.15	0.15
Trichloroethene	µg/L	2.3	2.6	0.53	1.0	1.0	2.3	2.1	2.4	2.6
Trichlorofluoromethane	µg/L	1.1	1.1	0.70	1.4	1.3	1.4	1.2	1.0	1.3
Vinyl Chloride	µg/L	0.12	0.12	0.12	0.12	0.12	0.12	0.12	0.12	0.12
Xylenes (Total)	µg/L	0.36	0.36	0.36	0.36	0.36	0.36	0.36	0.36	0.36
SEMI-VOLATILE ORGANIC COMPOUNDS										
Phenol	µg/L	NA	NA	NA	NA	NA	NA	6.72	NA	NA
HERBICIDES, PESTICIDES & PCBs: ND										

[EA] (Extended analysis) - Appendix I and Appendix II constituents analyzed. Other monitoring periods analyzed for routine monitoring parameters. Only detected compounds included above.

TABLE 5-3 (CONT'D)
MID-VALLEY SANITARY LANDFILL
HISTORICAL SUMMARY - MONITORING WELL F-2

ANALYTE	UNITS	Aug 2014	Nov 2014	Feb 2015	May 2015	MED.	AVG.	STD. DEV.	MIN.	MAX.
FIELD PARAMETERS										
Dissolved Oxygen	mg/L	NS	DRY	DRY	DRY	3.50	3.70	2.16	0	7.3
Oxidation-Reduction Potential	mV	NS	DRY	DRY	DRY	61.5	54.5	48.1	0	95
pH	units	NS	DRY	DRY	DRY	6.77	6.92	0.792	6.1	9.9
Specific Conductance	µmhos/cm	NS	DRY	DRY	DRY	676	781	430	290	2150
Temperature	C°	NS	DRY	DRY	DRY	21.0	20.4	3.05	15	26.1
Turbidity	NTU	NS	DRY	DRY	DRY	0.0	91.4	161	0	419
GENERAL CHEMISTRY										
Alkalinity	mg/L	NS	DRY	DRY	DRY	576	772	431	360	1350
Anions	meq/L	NS	DRY	DRY	DRY	12.6	16.5	9.15	8.10	29.2
Bicarbonate	mg/L	NS	DRY	DRY	DRY	678	786	588	166	1650
Biological Oxygen Demand (BOD)	mg/L	NS	DRY	DRY	DRY	2.50	2.50	0.0	2.5	2.5
Carbonate	mg/L	NS	DRY	DRY	DRY	NC	NC	NC	NC	NC
Cations	meq/L	NS	DRY	DRY	DRY	13.4	16.5	8.77	8.09	28.59
Chemical Oxygen Demand (COD)	mg/L	NS	DRY	DRY	DRY	17.0	82.0	111	4	225
Chloride	mg/L	NS	DRY	DRY	DRY	15.0	18.2	13.3	4.8	56
Cyanide	mg/L	NS	DRY	DRY	DRY	NC	NC	NC	NC	NC
Fluoride	mg/L	NS	DRY	DRY	DRY	0.250	1.60	2.25	0.04	4.5
Hardness	mg/L	NS	DRY	DRY	DRY	350	401	180	242	780
Hydroxide	mg/L	NS	DRY	DRY	DRY	NC	NC	NC	1.0	1.9
Nitrate (as N)	mg/L	NS	DRY	DRY	DRY	1.84	2.79	3.53	0.008	12
ortho-Phosphate Phosphorus	mg/L	NS	DRY	DRY	DRY	2.80	2.80	0.0	2.8	2.8
Perchlorate	mg/L	NS	DRY	DRY	DRY	NC	NC	NC	NC	NC
Phosphate	mg/L	NS	DRY	DRY	DRY	0.650	0.650	0.0	0.65	0.65
Sulfate	mg/L	NS	DRY	DRY	DRY	25.0	40.5	36.7	9.6	160
Sulfide	mg/L	NS	DRY	DRY	DRY	NC	NC	NC	0.2	160
Total Dissolved Solids (TDS)	mg/L	NS	DRY	DRY	DRY	476	570	285	278	1490
Total Organic Carbon (TOC)	mg/L	NS	DRY	DRY	DRY	13.0	40.9	57.7	0.8	125
Total Organic Halides (TOX)	mg/L	NS	DRY	DRY	DRY	0.0200	28.3	48.3	0.005	99
Total Oxygen Demand (TOD)	mg/L	NS	DRY	DRY	DRY	44.0	44.0	0.0	44	44
METALS										
Aluminum	mg/L	NS	DRY	DRY	DRY	0.200	0.200	0.0	0.2	0.2
Antimony	mg/L	NS	DRY	DRY	DRY	NC	NC	NC	**0.00053**	**0.00053**
Arsenic	mg/L	NS	DRY	DRY	DRY	0.0145	0.0145	0.000577	0.014	0.015
Barium	mg/L	NS	DRY	DRY	DRY	0.0530	0.0530	0.0115	0.043	**0.063**
Beryllium	mg/L	NS	DRY	DRY	DRY	NC	NC	NC	NC	NC
Boron	mg/L	NS	DRY	DRY	DRY	0.200	0.250	0.223	**0.030**	0.52
Cadmium	mg/L	NS	DRY	DRY	DRY	NC	NC	NC	NC	NC
Calcium	mg/L	NS	DRY	DRY	DRY	66.0	77.2	34.3	23	160
Chromium-Hexavalent	mg/L	NS	DRY	DRY	DRY	NC	NC	NC	0.004	0.02
Chromium-Total	mg/L	NS	DRY	DRY	DRY	0.0130	0.0146	0.00508	0.01	0.02
Cobalt	mg/L	NS	DRY	DRY	DRY	NC	NC	NC	**0.00012**	**0.00012**
Copper	mg/L	NS	DRY	DRY	DRY	0.00500	0.0652	0.0866	**0.00038**	0.16
Iron	mg/L	NS	DRY	DRY	DRY	0.158	0.486	0.804	0.006	2.54
Lead	mg/L	NS	DRY	DRY	DRY	0.0300	0.0176	0.0155	0.0001	0.03
Magnesium	mg/L	NS	DRY	DRY	DRY	48.0	60.7	36.7	20	150
Manganese	mg/L	NS	DRY	DRY	DRY	0.140	0.235	0.215	0.02	0.647
Mercury	mg/L	NS	DRY	DRY	DRY	NC	NC	NC	0.0002	0.004
Molybdenum	mg/L	NS	DRY	DRY	DRY	NC	NC	NC	NC	NC
Nickel	mg/L	NS	DRY	DRY	DRY	0.0175	0.0210	0.0158	**0.0054**	0.04
Phosphorus	mg/L	NS	DRY	DRY	DRY	4.05	4.35	1.46	3.0	6.0
Potassium	mg/L	NS	DRY	DRY	DRY	2.36	3.58	3.40	1.3	12.4
Selenium	mg/L	NS	DRY	DRY	DRY	0.00410	0.00410	0.00104	**0.0032**	0.005
Silver	mg/L	NS	DRY	DRY	DRY	NC	NC	NC	**0.00010**	**0.00010**
Sodium	mg/L	NS	DRY	DRY	DRY	18.5	27.4	18.8	11	85.9
Thallium	mg/L	NS	DRY	DRY	DRY	NC	NC	NC	NC	NC
Tin	mg/L	NS	DRY	DRY	DRY	NC	NC	NC	**0.00030**	**0.00030**
Vanadium	mg/L	NS	DRY	DRY	DRY	NC	NC	NC	0.005	**0.0086**
Zinc	mg/L	NS	DRY	DRY	DRY	0.0200	0.0781	0.107	0.0043	0.29
VOLATILE ORGANIC COMPOUNDS										
1,1,2-Trichloroethane	µg/L	NS	DRY	DRY	DRY	0.270	0.253	0.0936	0.07	**0.30**
1,1-Dichloroethane	µg/L	NS	DRY	DRY	DRY	0.990	1.33	0.984	**0.18**	3.4
1,1-Dichloroethene	µg/L	NS	DRY	DRY	DRY	0.180	0.216	0.0793	0.12	**0.38**
1,2-Dichloroethane	µg/L	NS	DRY	DRY	DRY	0.240	0.242	0.0916	0.098	**0.49**
1,2-Dichloropropane	µg/L	NS	DRY	DRY	DRY	0.220	0.345	0.461	0.12	2.38
1,4-Dichlorobenzene	µg/L	NS	DRY	DRY	DRY	0.200	0.210	0.109	0.062	**0.11**
2-Butanone (MEK)	µg/L	NS	DRY	DRY	DRY	2.50	4.03	6.52	1.2	26
4-Methyl-2-Pentanone (MIBK)	µg/L	NS	DRY	DRY	DRY	2.10	2.08	1.07	0.42	**2.4**
Acetone	µg/L	NS	DRY	DRY	DRY	4.60	28.1	74.5	3.9	280
Benzene	µg/L	NS	DRY	DRY	DRY	0.240	0.853	1.47	0.083	6.9
Chlorobenzene	µg/L	NS	DRY	DRY	DRY	NC	NC	NC	0.093	**0.34**
Chloroethane	µg/L	NS	DRY	DRY	DRY	NC	NC	NC	0.094	**0.69**
Chloroform	µg/L	NS	DRY	DRY	DRY	0.275	0.618	1.06	0.098	5.32
cis-1,2-Dichloroethene	µg/L	NS	DRY	DRY	DRY	17.5	41.1	53.3	**0.42**	170
cis-1,3-Dichloropropene	µg/L	NS	DRY	DRY	DRY	NC	NC	NC	0.077	2.96
Dichlorodifluoromethane	µg/L	NS	DRY	DRY	DRY	7.75	9.31	6.95	0.29	24.6
Ethylbenzene	µg/L	NS	DRY	DRY	DRY	NC	NC	NC	0.094	**0.43**
Isopropylbenzene	µg/L	NS	DRY	DRY	DRY	NC	NC	NC	0.10	**0.34**
Methylene Chloride	µg/L	NS	DRY	DRY	DRY	0.480	1.24	1.83	0.16	7.0
o-Xylene	µg/L	NS	DRY	DRY	DRY	0.140	0.341	0.454	0.082	2.0
p+m-Xylenes	µg/L	NS	DRY	DRY	DRY	NC	NC	NC	0.14	**0.17**
sec-Butylbenzene	µg/L	NS	DRY	DRY	DRY	NC	NC	NC	0.18	**0.21**
Styrene	µg/L	NS	DRY	DRY	DRY	NC	NC	NC	0.068	0.5
Tetrachloroethene	µg/L	NS	DRY	DRY	DRY	12.5	15.1	13.0	0.35	50.8
Toluene	µg/L	NS	DRY	DRY	DRY	NC	NC	NC	0.093	2.8
trans-1,2-Dichloroethene	µg/L	NS	DRY	DRY	DRY	0.200	0.280	0.212	0.14	1.0
Trichloroethene	µg/L	NS	DRY	DRY	DRY	3.15	6.16	10.3	0.2	52
Trichlorofluoromethane	µg/L	NS	DRY	DRY	DRY	1.10	1.45	1.08	0.14	4.1
Vinyl Chloride	µg/L	NS	DRY	DRY	DRY	0.295	0.885	1.08	0.12	4.0
Xylenes (Total)	µg/L	NS	DRY	DRY	DRY	0.360	0.546	0.509	0.14	2.17
SEMI-VOLATILE ORGANIC COMPOUNDS										
Phenol	µg/L	NS	DRY	DRY	DRY	NC	NC	NC	0.93	**9.19**
HERBICIDES, PESTICIDES & PCBs: ND										

[EA] (Extended analysis) - Appendix I and Appendix II constituents analyzed. Other monitoring periods analyzed for routine monitoring parameters. Only detected compounds included above.

TABLE 5-4
MID-VALLEY SANITARY LANDFILL
HISTORICAL SUMMARY - MONITORING WELL F-2A

ANALYTE	UNITS	Dec 1987	Oct 1988	Jan 1989	Apr 1989	Mar 1994	Jun 1994	Aug 1994	Dec [EA] 1994	Mar 1995	May 1995
FIELD PARAMETERS											
Dissolved Oxygen (DO)	mg/L	NA	NA	NA	NA	NA	NA	NA	NA	NA	NA
Oxidation-Reduction Potential	mV	NA	NA	NA	NA	NA	NA	NA	NA	NA	NA
pH	units	8.8	NA	NA	NA	7.14	7.06	NA	7.22	7.10	6.91
Specific Conductance	µmhos/cm	570	NA	NA	NA	707	604	NA	389	470	519
Temperature	C°	NA	NA	NA	NA	19	25	NA	19	17	11
Turbidity	NTU	NA	NA	NA	NA	NA	NA	NA	NA	NA	NA
GENERAL CHEMISTRY											
Alkalinity	mg/L	NA	NA	NA	NA	374	195	272	193	NA	NA
Anions	meq/L	NA	NA	NA	NA	7.49	4.13	6.24	4.54	NA	NA
Bicarbonate	mg/L	NA	NA	NA	NA	374	195	332	193	NA	NA
Biological Oxygen Demand (BOD)	mg/L	NA	NA	NA	NA	NA	NA	NA	NA	NA	NA
Carbonate	mg/L	NA	NA	NA	NA	5.0	5.0	1.0	NA	NA	NA
Cations	meq/L	NA	NA	NA	NA	7.96	4.23	7.22	6.53	NA	NA
Chemical Oxygen Demand (COD)	mg/L	ND	NA	NA	NA	100	14.1	8.0	3.0	NA	NA
Chloride	mg/L	64	NA	NA	NA	16	13	7.0	**8.0**	6.0	6.0
Cyanide	mg/L	NA	NA	NA	NA	NA	NA	NA	NA	NA	NA
Fluoride	mg/L	NA	NA	NA	NA	0.1	0.1	0.4	**0.229**	NA	NA
Hardness	mg/L	NA	NA	NA	NA	320	364	304	213	225	215
Hydroxide	mg/L	1.9	NA	NA	NA	5.0	5.0	1.0	5.0	NA	NA
Nitrate (as N)	mg/L	2	NA	NA	NA	1.79	3.97	4.06	1.76	4.69	3.63
ortho-Phosphate Phosphorus	mg/L	NA	NA	NA	NA	NA	NA	NA	0.06	NA	NA
Perchlorate	mg/L	NA	NA	NA	NA	NA	NA	NA	NA	NA	NA
Phosphate	mg/L	0.46	NA	NA	NA	NA	NA	NA	NA	NA	NA
Sulfate	mg/L	44	NA	NA	NA	37.2	13.5	15	28.0	27.5	24.3
Sulfide	mg/L	NA	NA	NA	NA	NA	NA	NA	NA	NA	NA
Total Dissolved Solids (TDS)	mg/L	403	NA	NA	NA	470	410	342	292	290	246
Total Organic Carbon (TOC)	mg/L	NA	NA	NA	NA	9.5	1.77	0.50	1.0	NA	NA
Total Organic Halides (TOX)	mg/L	ND	NA	NA	NA	0.003	0.035	0.03	**0.008**	NA	NA
Total Oxygen Demand (TOD)	mg/L	NA	NA	NA	NA	NA	NA	NA	NA	NA	NA
METALS											
Aluminum	mg/L	NA	NA	NA	NA	NA	0.043	NA	0.056	NA	NA
Antimony	mg/L	NA	NA	NA	NA	NA	0.009	NA	0.005	NA	NA
Arsenic	mg/L	ND	NA	NA	NA	NA	0.03	NA	0.002	NA	NA
Barium	mg/L	NA	NA	NA	NA	NA	0.034	NA	1.43	NA	NA
Beryllium	mg/L	NA	NA	NA	NA	NA	0.002	NA	0.0005	NA	NA
Boron	mg/L	NA	NA	NA	NA	0.24	**0.08**	0.04	0.02	NA	NA
Cadmium	mg/L	ND	NA	NA	NA	NA	0.003	NA	**0.00034**	NA	NA
Calcium	mg/L	36	NA	NA	NA	112	59.5	98	93.5	75.0	86.3
Chromium-Hexavalent	mg/L	NA	NA	NA	NA	NA	0.02	NA	0.01	NA	NA
Chromium-Total	mg/L	ND	NA	NA	NA	NA	0.162	NA	0.0017	NA	NA
Cobalt	mg/L	NA	NA	NA	NA	NA	0.002	NA	0.001	NA	NA
Copper	mg/L	ND	NA	NA	NA	NA	0.006	NA	0.03	NA	NA
Iron	mg/L	ND	NA	NA	NA	0.303	0.094	0.81	0.07	0.07	0.07
Lead	mg/L	ND	NA	NA	NA	NA	0.01	NA	0.001	NA	NA
Magnesium	mg/L	NA	NA	NA	NA	19	9.42	17	14.0	10.7	9.8
Manganese	mg/L	0.002	NA	NA	NA	0.181	0.059	0.32	0.05	0.05	0.05
Mercury	mg/L	ND	NA	NA	NA	NA	0.0002	NA	0.0002	NA	NA
Molybdenum	mg/L	ND	NA	NA	NA	NA	0.002	NA	0.0048	NA	NA
Nickel	mg/L	ND	NA	NA	NA	NA	0.002	NA	0.005	NA	NA
Phosphorus	mg/L	NA	NA	NA	NA	0.125	0.05	0.14	**0.07**	NA	NA
Potassium	mg/L	ND	NA	NA	NA	4.0	2.68	3.7	2.74	3.53	2.50
Selenium	mg/L	ND	NA	NA	NA	NA	0.03	NA	0.004	NA	NA
Silver	mg/L	ND	NA	NA	NA	NA	0.027	NA	0.003	NA	NA
Sodium	mg/L	57	NA	NA	NA	16.1	9.67	19	14.3	9.60	8.00
Thallium	mg/L	NA	NA	NA	NA	NA	0.025	NA	0.001	NA	NA
Tin	mg/L	NA	NA	NA	NA	NA	NA	NA	NA	NA	NA
Vanadium	mg/L	ND	NA	NA	NA	NA	0.002	NA	0.022	NA	NA
Zinc	mg/L	0.016	NA	NA	NA	0.044	0.005	0.12	0.01	0.01	0.01
VOLATILE ORGANIC COMPOUNDS											
1,1-Dichloroethane	µg/L	NA	NA	NA	NA	0.23	0.493	0.35	**0.35**	0.19	**0.22**
1,1-Dichloroethene	µg/L	NA	NA	NA	NA	NA	NA	NA	NA	NA	NA
1,2-Dichloroethane	µg/L	NA	NA	NA	NA	0.2	**0.405**	0.2	0.29	0.29	0.29
1,2-Dichloropropane	µg/L	NA	NA	NA	NA	NA	NA	NA	NA	NA	NA
Benzene	µg/L	NA	NA	NA	NA	NR	NR	0.5	**0.48**	0.11	0.11
Chloroform	µg/L	ND	NA	NA	NA	NR	0.2	0.2	0.26	0.26	0.26
cis-1,2-Dichloroethene	µg/L	NA	NA	NA	NA	NA	NA	NA	NA	NA	NA
Dichlorodifluoromethane	µg/L	ND	NA	NA	NA	0.08	23.8	7.0	6.0	2.3	4.9
Methylene chloride	µg/L	NA	NA	NA	NA	NA	NA	NA	NA	NA	NA
p+m-Xylenes	µg/L	NA	NA	NA	NA	NR	NR	0.35	NA	**0.2**	0.14
Tetrachloroethene	µg/L	4.3	NA	NA	NA	21.8	15.2	9.7	8.0	2.7	4.1
Toluene	µg/L	2.5	NA	NA	NA	NR	NR	NR	**0.22**	0.6	0.10
Trichloroethene	µg/L	0.6	NA	NA	NA	2.43	2.05	1.3	1.3	**0.4**	**0.5**
Trichlorofluoromethane	µg/L	ND	NA	NA	NA	1.02	6.84	1.0	**0.65**	0.23	**0.57**
Vinyl Chloride	µg/L	NA	NA	NA	NA	0.2	0.20	0.35	0.38	0.38	0.38
SEMI-VOLATILE ORGANIC COMPOUNDS											
Dimethylphthalate	µg/L	NA	NA	NA	NA	NR	NR	NA	20.6[(5)]	NA	NA
HERBICIDES, PESTICIDES & PCBs: ND											

[EA] (Extended analysis) - Appendix I and Appendix II constituents analyzed. Other monitoring periods analyzed for routine monitoring parameters. Only detected compounds included above.

TABLE 5-4 (CONT'D)
MID-VALLEY SANITARY LANDFILL
HISTORICAL SUMMARY - MONITORING WELL F-2A

ANALYTE	UNITS	Aug 1995	Nov 1995	Feb 1996	May 1996	Jul 1996	Oct 1996	Jan 1997	Apr 1997	Jul 1997	Oct 1997
FIELD PARAMETERS											
Dissolved Oxygen (DO)	mg/L	NA	NA	NA	NA	NA	NA	7.2	NA	NA	NA
Oxidation-Reduction Potential	mV	NA	NA	NA	NA	NA	NA	NA	NA	NA	NA
pH	units	7.11	7.09	NA	7.21	7.26	6.74	6.62	6.3	6.57	7.11
Specific Conductance	µmhos/cm	427	420	NA	492	481	413	496	372	386	NA
Temperature	C°	15	14	NA	NA	NA	NA	NA	NA	NA	NA
Turbidity	NTU	NA	NA	NA	NA	NA	NA	NA	NA	NA	NA
GENERAL CHEMISTRY											
Alkalinity	mg/L	NA	NA	NA	NA	NA	NA	NA	NA	NA	NA
Anions	meq/L	NA	NA	NA	NA	NA	NA	NA	NA	NA	NA
Bicarbonate	mg/L	NA	NA	NA	NA	NA	NA	162	NA	NA	NA
Biological Oxygen Demand (BOD)	mg/L	NA	NA	NA	NA	NA	NA	2.0	NA	NA	NA
Carbonate	mg/L	NA	NA	NA	NA	NA	NA	5.0	NA	NA	NA
Cations	meq/L	NA	NA	NA	NA	NA	NA	NA	NA	NA	NA
Chemical Oxygen Demand (COD)	mg/L	NA	NA	NA	NA	NA	NA	NA	NA	NA	NA
Chloride	mg/L	**8.0**	6.0	6.0	6.0	17	**7.0**	10	**6.25**	6.0	**6.0**
Cyanide	mg/L	NA	NA	NA	NA	NA	NA	NA	NA	NA	NA
Fluoride	mg/L	NA	NA	NA	NA	NA	NA	NA	NA	NA	NA
Hardness	mg/L	200	210	NA	236	217	192	186	176	NA	NA
Hydroxide	mg/L	NA	NA	NA	NA	NA	NA	NA	NA	NA	NA
Nitrate (as N)	mg/L	4.57	3.10	3.2	3.4	2.64	3.49	2.5	1.73	20	2.7
ortho-Phosphate Phosphorus	mg/L	NA	NA	NA	NA	NA	NA	NA	NA	NA	NA
Perchlorate	mg/L	NA	NA	NA	NA	NA	NA	NA	NA	NA	0.0016
Phosphate	mg/L	NA	NA	NA	NA	NA	NA	NA	NA	NA	NA
Sulfate	mg/L	23.1	22.5	19	15	21.4	20.2	19	18.9	22	25
Sulfide	mg/L	NA	NA	NA	NA	NA	NA	NA	NA	NA	NA
Total Dissolved Solids (TDS)	mg/L	218	270	284	336	276	222	214	238	222	264
Total Organic Carbon (TOC)	mg/L	NA	NA	NA	NA	NA	NA	3.9	NA	NA	NA
Total Organic Halides (TOX)	mg/L	NA	NA	NA	NA	NA	NA	0.013	NA	NA	NA
Total Oxygen Demand (TOD)	mg/L	NA	NA	NA	NA	NA	NA	2	NA	NA	NA
METALS											
Aluminum	mg/L	NA	NA	NA	NA	NA	NA	NA	NA	NA	NA
Antimony	mg/L	NA	NA	**0.02**	NA	NA	NA	NA	NA	NA	NA
Arsenic	mg/L	NA	NA	0.0021	NA	NA	NA	NA	NA	NA	NA
Barium	mg/L	NA	NA	0.04	NA	NA	NA	NA	NA	NA	NA
Beryllium	mg/L	NA	NA	0.0004	NA	NA	NA	NA	NA	NA	NA
Boron	mg/L	NA	NA	NA	NA	NA	NA	NA	NA	NA	NA
Cadmium	mg/L	NA	NA	0.002	NA	NA	NA	NA	NA	NA	NA
Calcium	mg/L	69.8	85.0	NA	78.0	74.6	59.4	56.5	52	63	64
Chromium-Hexavalent	mg/L	NA	NA	NA	NA	NA	NA	NA	NA	NA	NA
Chromium-Total	mg/L	NA	NA	0.01	NA	NA	NA	NA	NA	NA	NA
Cobalt	mg/L	NA	NA	0.007	NA	NA	NA	NA	NA	NA	NA
Copper	mg/L	NA	NA	0.005	NA	NA	NA	NA	NA	NA	NA
Iron	mg/L	0.07	0.200	NA	0.006	**0.095**	0.1	0.1	0.06	NA	NA
Lead	mg/L	NA	NA	0.005	NA	NA	NA	NA	NA	NA	NA
Magnesium	mg/L	8.88	10.0	NA	12.0	10.90	9.06	8.45	8.8	8.5	9.9
Manganese	mg/L	0.05	0.05	NA	0.014	0.0258	0.017	0.03	0.02	NA	NA
Mercury	mg/L	NA	NA	NA	NA	NA	NA	NA	NA	NA	NA
Molybdenum	mg/L	NA	NA	NA	NA	NA	NA	NA	NA	NA	NA
Nickel	mg/L	NA	NA	0.015	NA	NA	NA	NA	NA	NA	NA
Phosphorus	mg/L	NA	NA	NA	NA	NA	NA	NA	NA	NA	NA
Potassium	mg/L	2.53	2.80	NA	2.7	3.09	2.82	2.58	1.9	NA	NA
Selenium	mg/L	NA	NA	0.0022	NA	NA	NA	NA	NA	NA	NA
Silver	mg/L	NA	NA	0.005	NA	NA	NA	NA	NA	NA	NA
Sodium	mg/L	10.0	10.0	NA	11.0	11.2	9.85	11.2	8.6	10	11
Thallium	mg/L	NA	NA	0.005	NA	NA	NA	NA	NA	NA	NA
Tin	mg/L	NA	NA	NA	NA	NA	NA	NA	NA	NA	NA
Vanadium	mg/L	NA	NA	NA	NA	NA	NA	NA	NA	NA	NA
Zinc	mg/L	0.01	0.01	**0.008**	0.003	0.028	**0.031**	0.00559	**0.036**	NA	NA
VOLATILE ORGANIC COMPOUNDS											
1,1-Dichloroethane	µg/L	0.19	**0.33**	0.30	0.30	0.7	**0.28**	0.18	**0.19**	0.30	0.30
1,1-Dichloroethene	µg/L	NA	NA	NA	NA	0.22	0.22	0.22	0.22	0.17	0.17
1,2-Dichloroethane	µg/L	0.29	0.29	0.30	0.30	0.23	0.23	0.23	0.23	0.24	0.24
1,2-Dichloropropane	µg/L	NA	NA	NA	NA	NA	NA	NA	NA	NA	NA
Benzene	µg/L	0.11	0.11	**0.5**	0.20	0.7	0.24	0.24	0.24	0.16	0.16
Chloroform	µg/L	0.26	0.26	0.50	0.50	**0.30**	**0.24**	0.13	**0.15**	0.17	0.17
cis-1,2-Dichloroethene	µg/L	NA	NA	NA	NA	NA	NA	NA	NA	0.12	0.12
Dichlorodifluoromethane	µg/L	2.4	8.9	14	5	20.5	13.5	3.1	4.6	2.6	2.0
Methylene chloride	µg/L	NA	NA	NA	NA	NA	NA	NA	NA	NA	NA
p+m-Xylenes	µg/L	0.14	0.14	NA	NA	0.76	0.76	0.76	0.76	0.28	0.28
Tetrachloroethene	µg/L	**0.34**	6.3	12	17	11.2	8.5	3.0	1.7	2.0	1.9
Toluene	µg/L	0.10	0.10	0.70	0.70	0.27	0.27	0.27	0.27	0.12	0.12
Trichloroethene	µg/L	0.31	0.9	1.0	2.0	1.2	0.9	**0.28**	0.19	0.17	**0.27**
Trichlorofluoromethane	µg/L	**0.53**	1.4	1.0	3.0	1.9	2.5	0.30	**0.53**	**0.31**	0.25
Vinyl Chloride	µg/L	0.38	0.38	0.2	0.2	0.35	0.35	0.35	0.35	0.24	0.24
SEMI-VOLATILE ORGANIC COMPOUNDS											
Dimethylphthalate	µg/L	NA	NA	NA	NA	NA	NA	NA	NA	NA	NA
HERBICIDES, PESTICIDES & PCBs: ND											

[EA] (Extended analysis) - Appendix I and Appendix II constituents analyzed. Other monitoring periods analyzed for routine monitoring parameters. Only detected compounds included above.

TABLE 5-4 (CONT'D)
MID-VALLEY SANITARY LANDFILL
HISTORICAL SUMMARY - MONITORING WELL F-2A

ANALYTE	UNITS	Jan 1998	Apr 1998	Jul 1998	Oct 1998	Jan 1999	Apr 1999	Jul 1999	Oct 1999	Jan 2000	Apr 2000
FIELD PARAMETERS											
Dissolved Oxygen (DO)	mg/L	NA	NA	NA	NA	4.8	4.7	4.8	4.1	4.1	3.9
Oxidation-Reduction Potential	mV	NA	NA	NA	NA	NA	NA	NA	NA	NA	NA
pH	units	7.20	7.1	7.0	7.0	7.02	7.1	7.5	7.4	7.5	7.4
Specific Conductance	µmhos/cm	NA	NA	NA	NA	NA	NA	NA	NA	NA	320
Temperature	C°	NA	NA	NA	NA	20	19	22	21	19	20
Turbidity	NTU	NA	NA	NA	NA	NA	NA	NA	NA	NA	0
GENERAL CHEMISTRY											
Alkalinity	mg/L	NA	NA	NA	NA	NA	NA	NA	NA	NA	NA
Anions	meq/L	NA	NA	NA	NA	NA	NA	NA	NA	NA	NA
Bicarbonate	mg/L	NA	NA	NA	NA	NA	NA	NA	NA	NA	NA
Biological Oxygen Demand (BOD)	mg/L	NA	NA	NA	NA	NA	NA	NA	NA	NA	NA
Carbonate	mg/L	NA	NA	NA	NA	NA	NA	NA	NA	NA	NA
Cations	meq/L	NA	NA	NA	NA	NA	NA	NA	NA	NA	NA
Chemical Oxygen Demand (COD)	mg/L	NA	NA	NA	NA	NA	NA	NA	NA	NA	NA
Chloride	mg/L	12.5	10	6.0	**8.5**	**4.1**	6.0	6	5	5	5
Cyanide	mg/L	NA	NA	NA	NA	NA	NA	NA	NA	NA	NA
Fluoride	mg/L	NA	NA	NA	NA	NA	NA	NA	NA	NA	NA
Hardness	mg/L	NA	NA	NA	NA	NA	NA	NA	NA	NA	NA
Hydroxide	mg/L	NA	NA	NA	NA	NA	NA	NA	NA	NA	NA
Nitrate (as N)	mg/L	3.92	3.4	2.7	2.1	3.2	2.1	3.9	4.6	5.0	5.0
ortho-Phosphate Phosphorus	mg/L	NA	NA	NA	NA	NA	NA	NA	NA	NA	NA
Perchlorate	mg/L	NA	NA	NA	NA	NA	NA	NA	NA	NA	NA
Phosphate	mg/L	NA	NA	NA	NA	NA	NA	NA	NA	NA	NA
Sulfate	mg/L	19.3	22	20	19	22	18	17	16	22	24
Sulfide	mg/L	NA	NA	NA	NA	NA	NA	NA	NA	NA	NA
Total Dissolved Solids (TDS)	mg/L	248	234	252	266	228	242	250	290	340	340
Total Organic Carbon (TOC)	mg/L	NA	NA	NA	NA	NA	NA	NA	NA	NA	NA
Total Organic Halides (TOX)	mg/L	NA	NA	NA	NA	NA	NA	NA	NA	NA	NA
Total Oxygen Demand (TOD)	mg/L	NA	NA	NA	NA	NA	NA	NA	NA	NA	NA
METALS											
Aluminum	mg/L	NA	NA	NA	NA	NA	NA	NA	NA	NA	NA
Antimony	mg/L	NA	NA	NA	NA	NA	NA	NA	NA	NA	NA
Arsenic	mg/L	NA	NA	NA	NA	NA	NA	NA	NA	NA	NA
Barium	mg/L	NA	NA	NA	NA	NA	NA	NA	NA	NA	NA
Beryllium	mg/L	NA	NA	NA	NA	NA	NA	NA	NA	NA	NA
Boron	mg/L	NA	NA	NA	NA	NA	NA	NA	NA	NA	NA
Cadmium	mg/L	NA	NA	NA	NA	NA	NA	NA	NA	NA	NA
Calcium	mg/L	58	70	67	67	59	60	61	76	88	76
Chromium-Hexavalent	mg/L	NA	NA	NA	NA	NA	NA	NA	NA	NA	NA
Chromium-Total	mg/L	NA	NA	NA	NA	NA	NA	NA	NA	NA	NA
Cobalt	mg/L	NA	NA	NA	NA	NA	NA	NA	NA	NA	NA
Copper	mg/L	NA	NA	NA	NA	NA	NA	NA	NA	NA	NA
Iron	mg/L	NA	NA	NA	NA	NA	NA	NA	NA	NA	NA
Lead	mg/L	NA	NA	NA	NA	NA	NA	NA	NA	NA	NA
Magnesium	mg/L	8.2	8.3	8.5	11	9.5	9.7	10	11	12	12
Manganese	mg/L	NA	NA	NA	NA	NA	NA	NA	NA	NA	NA
Mercury	mg/L	NA	NA	NA	NA	NA	NA	NA	NA	NA	NA
Molybdenum	mg/L	NA	NA	NA	NA	NA	NA	NA	NA	NA	NA
Nickel	mg/L	NA	NA	NA	NA	NA	NA	NA	NA	NA	NA
Phosphorus	mg/L	NA	NA	NA	NA	NA	NA	NA	NA	NA	NA
Potassium	mg/L	NA	NA	NA	NA	NA	NA	NA	NA	NA	NA
Selenium	mg/L	NA	NA	NA	NA	NA	NA	NA	NA	NA	NA
Silver	mg/L	NA	NA	NA	NA	NA	NA	NA	NA	NA	NA
Sodium	mg/L	9.4	9.8	11	11	12	9.3	11	12	13	12
Thallium	mg/L	NA	NA	NA	NA	NA	NA	NA	NA	NA	NA
Tin	mg/L	NA	NA	NA	NA	NA	NA	NA	NA	NA	NA
Vanadium	mg/L	NA	NA	NA	NA	NA	NA	NA	NA	NA	NA
Zinc	mg/L	NA	NA	NA	NA	NA	NA	NA	NA	NA	NA
VOLATILE ORGANIC COMPOUNDS											
1,1-Dichloroethane	µg/L	0.30	0.30	**0.30**	**0.38**	0.30	0.30	**0.3**	0.5	0.31	0.39
1,1-Dichloroethene	µg/L	0.17	0.17	0.17	0.17	0.17	16	0.19	0.19	0.19	0.37
1,2-Dichloroethane	µg/L	0.24	0.24	0.24	0.24	0.24	**0.29**	0.13	0.13	0.13	0.27
1,2-Dichloropropane	µg/L	NA	NA	NA	NA	NA	NA	NA	NA	NA	NA
Benzene	µg/L	0.16	0.16	0.16	0.16	0.16	9.1	0.15	0.15	0.15	0.24
Chloroform	µg/L	**0.19**	**0.22**	**0.20**	**0.24**	**0.26**	**0.18**	**0.3**	0.7	**0.42**	0.30
cis-1,2-Dichloroethene	µg/L	**0.16**	**0.30**	1.3	1.4	1.0	**0.21**	1.1	2.1	1.3	1
Dichlorodifluoromethane	µg/L	2.1	1.7	2.6	3.7	5.3	2.6	1.9	9.1	9.5	4.8
Methylene chloride	µg/L	NA	NA	NA	NA	NA	NA	NA	NA	NA	NA
p+m-Xylenes	µg/L	**0.32**	0.28	0.28	0.28	0.28	0.28	0.5	0.5	0.5	0.39
Tetrachloroethene	µg/L	2.6	4.5	7.4	8.8	10.6	0.32	7.3	21	24	18
Toluene	µg/L	**0.41**[5]	0.12	0.12	0.12	**0.17**[5]	9.2	0.14	0.14	0.14	0.24
Trichloroethene	µg/L	**0.32**	0.6	1.0	1.0	0.6	6.8	0.7	1.6	0.7	0.35
Trichlorofluoromethane	µg/L	1.0	0.7	**0.42**	1.2	1.8	0.25	**1**	**2.0**	**2.2**	**1.3**
Vinyl Chloride	µg/L	0.24	0.24	0.24	0.24	0.24	0.24	0.38	0.38	0.38	0.40
SEMI-VOLATILE ORGANIC COMPOUNDS											
Dimethylphthalate	µg/L	NA	NA	NA	NA	NA	NA	NA	NA	NA	NA
HERBICIDES, PESTICIDES & PCBs: ND											

[EA] (Extended analysis) - Appendix I and Appendix II constituents analyzed. Other monitoring periods analyzed for routine monitoring parameters. Only detected compounds included above.

TABLE 5-4 (CONT'D)
MID-VALLEY SANITARY LANDFILL
HISTORICAL SUMMARY - MONITORING WELL F-2A

ANALYTE	UNITS	Jul 2000	Oct[EA] 2000	Jan 2001	Apr 2001	Jul 2001	Oct 2001	Jan 2002	Apr 2002	Jul 2002	Oct 2002
FIELD PARAMETERS											
Dissolved Oxygen (DO)	mg/L	4.2	3.5	1.6	NA	NA	NA	DRY	DRY	NA	NA
Oxidation-Reduction Potential	mV	NA	NA	NA	NA	NA	NA	DRY	DRY	NA	NA
pH	units	7.3	7.5	7.6	NA	NA	NA	DRY	DRY	NA	NA
Specific Conductance	µmhos/cm	440	470	380	NA	NA	NA	DRY	DRY	NA	NA
Temperature	C°	20	20	19	NA	NA	NA	DRY	DRY	NA	NA
Turbidity	NTU	0	0	0	NA	NA	NA	DRY	DRY	NA	NA
GENERAL CHEMISTRY											
Alkalinity	mg/L	NA	200	NA	NA	NA	NA	DRY	DRY	NA	NA
Anions	meq/L	NA	4.80	NA	NA	NA	NA	DRY	DRY	NA	NA
Bicarbonate	mg/L	NA	240	NA	NA	NA	NA	DRY	DRY	NA	NA
Biological Oxygen Demand (BOD)	mg/L	NA	NA	NA	NA	NA	NA	DRY	DRY	NA	NA
Carbonate	mg/L	NA	2	NA	NA	NA	NA	DRY	DRY	NA	NA
Cations	meq/L	NA	4.96	NA	NA	NA	NA	DRY	DRY	NA	NA
Chemical Oxygen Demand (COD)	mg/L	NA	**9**	NA	NA	NA	NA	DRY	DRY	NA	NA
Chloride	mg/L	5	4	3	NA	NA	NA	DRY	DRY	NA	NA
Cyanide	mg/L	NA	0.006	NA	NA	NA	NA	DRY	DRY	NA	NA
Fluoride	mg/L	NA	0.3	NA	NA	NA	NA	DRY	DRY	NA	NA
Hardness	mg/L	NA	220	NA	NA	NA	NA	DRY	DRY	NA	NA
Hydroxide	mg/L	NA	2	NA	NA	NA	NA	DRY	DRY	NA	NA
Nitrate (as N)	mg/L	4.9	3.6	2.5	NA	NA	NA	DRY	DRY	NA	NA
ortho-Phosphate Phosphorus	mg/L	NA	**0.01**	NA	NA	NA	NA	DRY	DRY	NA	NA
Perchlorate	mg/L	NA	NA	NA	NA	NA	NA	DRY	DRY	NA	NA
Phosphate	mg/L	NA	NA	NA	NA	NA	NA	DRY	DRY	NA	NA
Sulfate	mg/L	25	23	22	NA	NA	NA	DRY	DRY	NA	NA
Sulfide	mg/L	NA	0.2	NA	NA	NA	NA	DRY	DRY	NA	NA
Total Dissolved Solids (TDS)	mg/L	320	300	240	NA	NA	NA	DRY	DRY	NA	NA
Total Organic Carbon (TOC)	mg/L	NA	**0.46**	NA	NA	NA	NA	DRY	DRY	NA	NA
Total Organic Halides (TOX)	mg/L	NA	0.01	NA	NA	NA	NA	DRY	DRY	NA	NA
Total Oxygen Demand (TOD)	mg/L	NA	NA	NA	NA	NA	NA	DRY	DRY	NA	NA
METALS											
Aluminum	mg/L	NA	NA	NA	NA	NA	NA	DRY	DRY	NA	NA
Antimony	mg/L	NA	0.0001	NA	NA	NA	NA	DRY	DRY	NA	NA
Arsenic	mg/L	NA	**0.00047**	NA	NA	NA	NA	DRY	DRY	NA	NA
Barium	mg/L	NA	**0.028**	NA	NA	NA	NA	DRY	DRY	NA	NA
Beryllium	mg/L	NA	0.0004	NA	NA	NA	NA	DRY	DRY	NA	NA
Boron	mg/L	NA	**0.018**	NA	NA	NA	NA	DRY	DRY	NA	NA
Cadmium	mg/L	NA	0.0001	NA	NA	NA	NA	DRY	DRY	NA	NA
Calcium	mg/L	83	71	61	NA	NA	NA	DRY	DRY	NA	NA
Chromium-Hexavalent	mg/L	NA	NA	NA	NA	NA	NA	DRY	DRY	NA	NA
Chromium-Total	mg/L	NA	**0.0062**	NA	NA	NA	NA	DRY	DRY	NA	NA
Cobalt	mg/L	NA	0.0001	NA	NA	NA	NA	DRY	DRY	NA	NA
Copper	mg/L	NA	**0.00091**	NA	NA	NA	NA	DRY	DRY	NA	NA
Iron	mg/L	NA	0.010	NA	NA	NA	NA	DRY	DRY	NA	NA
Lead	mg/L	NA	0.0001	NA	NA	NA	NA	DRY	DRY	NA	NA
Magnesium	mg/L	12	10	9	NA	NA	NA	DRY	DRY	NA	NA
Manganese	mg/L	NA	**0.00024**	NA	NA	NA	NA	DRY	DRY	NA	NA
Mercury	mg/L	NA	0.0004	NA	NA	NA	NA	DRY	DRY	NA	NA
Molybdenum	mg/L	NA	NA	NA	NA	NA	NA	DRY	DRY	NA	NA
Nickel	mg/L	NA	**0.00082**	NA	NA	NA	NA	DRY	DRY	NA	NA
Phosphorus	mg/L	NA	**0.02**	NA	NA	NA	NA	DRY	DRY	NA	NA
Potassium	mg/L	NA	3	NA	NA	NA	NA	DRY	DRY	NA	NA
Selenium	mg/L	NA	0.0009	NA	NA	NA	NA	DRY	DRY	NA	NA
Silver	mg/L	NA	0.0001	NA	NA	NA	NA	DRY	DRY	NA	NA
Sodium	mg/L	13	11	10	NA	NA	NA	DRY	DRY	NA	NA
Thallium	mg/L	NA	0.00006	NA	NA	NA	NA	DRY	DRY	NA	NA
Tin	mg/L	NA	0.00008	NA	NA	NA	NA	DRY	DRY	NA	NA
Vanadium	mg/L	NA	**0.0030**	NA	NA	NA	NA	DRY	DRY	NA	NA
Zinc	mg/L	NA	**0.0032**	NA	NA	NA	NA	DRY	DRY	NA	NA
VOLATILE ORGANIC COMPOUNDS											
1,1-Dichloroethane	µg/L	0.35	0.35	0.35	NA	NA	NA	DRY	DRY	NA	NA
1,1-Dichloroethene	µg/L	0.34	0.34	0.34	NA	NA	NA	DRY	DRY	NA	NA
1,2-Dichloroethane	µg/L	0.32	0.32	0.32	NA	NA	NA	DRY	DRY	NA	NA
1,2-Dichloropropane	µg/L				NA	NA	NA	DRY	DRY	NA	NA
Benzene	µg/L	0.18	0.18	0.18	NA	NA	NA	DRY	DRY	NA	NA
Chloroform	µg/L	0.28	0.28	0.28	NA	NA	NA	DRY	DRY	NA	NA
cis-1,2-Dichloroethene	µg/L	0.6	**0.31**	0.18	NA	NA	NA	DRY	DRY	NA	NA
Dichlorodifluoromethane	µg/L	5.4	2.7	11	NA	NA	NA	DRY	DRY	NA	NA
Methylene chloride	µg/L				NA	NA	NA	DRY	DRY	NA	NA
p+m-Xylenes	µg/L	0.30	0.30	0.30	NA	NA	NA	DRY	DRY	NA	NA
Tetrachloroethene	µg/L	17	11	7.3	NA	NA	NA	DRY	DRY	NA	NA
Toluene	µg/L	0.22	0.22	0.22	NA	NA	NA	DRY	DRY	NA	NA
Trichloroethene	µg/L	0.27	0.27	0.27	NA	NA	NA	DRY	DRY	NA	NA
Trichlorofluoromethane	µg/L	**0.99**	**0.77**	**2.0**	NA	NA	NA	DRY	DRY	NA	NA
Vinyl Chloride	µg/L	0.25	0.25	0.25	NA	NA	NA	DRY	DRY	NA	NA
SEMI-VOLATILE ORGANIC COMPOUNDS											
Dimethylphthalate	µg/L	NA	**3.1**[(5)]	NA	NA	NA	NA	DRY	DRY	NA	NA
HERBICIDES, PESTICIDES & PCBs: ND											

[EA] (Extended analysis) - Appendix I and Appendix II constituents analyzed. Other monitoring periods analyzed for routine monitoring parameters. Only detected compounds included above.

TABLE 5-4 (CONT'D)
MID-VALLEY SANITARY LANDFILL
HISTORICAL SUMMARY - MONITORING WELL F-2A

ANALYTE	UNITS	Jan 2003	Apr 2003	Jul 2003	Oct 2003	Jan 2004	Apr 2004	Jul 2004	Oct 2004	Jan 2005	Apr 2005
FIELD PARAMETERS											
Dissolved Oxygen (DO)	mg/L	NA	NA	NA	NA	NA	NA	NA	NA	NA	DRY
Oxidation-Reduction Potential	mV	NA	NA	NA	NA	NA	NA	NA	NA	NA	DRY
pH	units	NA	NA	NA	NA	NA	NA	NA	NA	NA	DRY
Specific Conductance	µmhos/cm	NA	NA	NA	NA	NA	NA	NA	NA	NA	DRY
Temperature	C°	NA	NA	NA	NA	NA	NA	NA	NA	NA	DRY
Turbidity	NTU	NA	NA	NA	NA	NA	NA	NA	NA	NA	DRY
GENERAL CHEMISTRY											
Alkalinity	mg/L	NA	NA	NA	NA	NA	NA	NA	NA	NA	DRY
Anions	meq/L	NA	NA	NA	NA	NA	NA	NA	NA	NA	DRY
Bicarbonate	mg/L	NA	NA	NA	NA	NA	NA	NA	NA	NA	DRY
Biological Oxygen Demand (BOD)	mg/L	NA	NA	NA	NA	NA	NA	NA	NA	NA	DRY
Carbonate	mg/L	NA	NA	NA	NA	NA	NA	NA	NA	NA	DRY
Cations	meq/L	NA	NA	NA	NA	NA	NA	NA	NA	NA	DRY
Chemical Oxygen Demand (COD)	mg/L	NA	NA	NA	NA	NA	NA	NA	NA	NA	DRY
Chloride	mg/L	NA	NA	NA	NA	NA	NA	NA	NA	NA	DRY
Cyanide	mg/L	NA	NA	NA	NA	NA	NA	NA	NA	NA	DRY
Fluoride	mg/L	NA	NA	NA	NA	NA	NA	NA	NA	NA	DRY
Hardness	mg/L	NA	NA	NA	NA	NA	NA	NA	NA	NA	DRY
Hydroxide	mg/L	NA	NA	NA	NA	NA	NA	NA	NA	NA	DRY
Nitrate (as N)	mg/L	NA	NA	NA	NA	NA	NA	NA	NA	NA	DRY
ortho-Phosphate Phosphorus	mg/L	NA	NA	NA	NA	NA	NA	NA	NA	NA	DRY
Perchlorate	mg/L	NA	NA	NA	NA	NA	NA	NA	NA	NA	DRY
Phosphate	mg/L	NA	NA	NA	NA	NA	NA	NA	NA	NA	DRY
Sulfate	mg/L	NA	NA	NA	NA	NA	NA	NA	NA	NA	DRY
Sulfide	mg/L	NA	NA	NA	NA	NA	NA	NA	NA	NA	DRY
Total Dissolved Solids (TDS)	mg/L	NA	NA	NA	NA	NA	NA	NA	NA	NA	DRY
Total Organic Carbon (TOC)	mg/L	NA	NA	NA	NA	NA	NA	NA	NA	NA	DRY
Total Organic Halides (TOX)	mg/L	NA	NA	NA	NA	NA	NA	NA	NA	NA	DRY
Total Oxygen Demand (TOD)	mg/L	NA	NA	NA	NA	NA	NA	NA	NA	NA	DRY
METALS											
Aluminum	mg/L	NA	NA	NA	NA	NA	NA	NA	NA	NA	DRY
Antimony	mg/L	NA	NA	NA	NA	NA	NA	NA	NA	NA	DRY
Arsenic	mg/L	NA	NA	NA	NA	NA	NA	NA	NA	NA	DRY
Barium	mg/L	NA	NA	NA	NA	NA	NA	NA	NA	NA	DRY
Beryllium	mg/L	NA	NA	NA	NA	NA	NA	NA	NA	NA	DRY
Boron	mg/L	NA	NA	NA	NA	NA	NA	NA	NA	NA	DRY
Cadmium	mg/L	NA	NA	NA	NA	NA	NA	NA	NA	NA	DRY
Calcium	mg/L	NA	NA	NA	NA	NA	NA	NA	NA	NA	DRY
Chromium-Hexavalent	mg/L	NA	NA	NA	NA	NA	NA	NA	NA	NA	DRY
Chromium-Total	mg/L	NA	NA	NA	NA	NA	NA	NA	NA	NA	DRY
Cobalt	mg/L	NA	NA	NA	NA	NA	NA	NA	NA	NA	DRY
Copper	mg/L	NA	NA	NA	NA	NA	NA	NA	NA	NA	DRY
Iron	mg/L	NA	NA	NA	NA	NA	NA	NA	NA	NA	DRY
Lead	mg/L	NA	NA	NA	NA	NA	NA	NA	NA	NA	DRY
Magnesium	mg/L	NA	NA	NA	NA	NA	NA	NA	NA	NA	DRY
Manganese	mg/L	NA	NA	NA	NA	NA	NA	NA	NA	NA	DRY
Mercury	mg/L	NA	NA	NA	NA	NA	NA	NA	NA	NA	DRY
Molybdenum	mg/L	NA	NA	NA	NA	NA	NA	NA	NA	NA	DRY
Nickel	mg/L	NA	NA	NA	NA	NA	NA	NA	NA	NA	DRY
Phosphorus	mg/L	NA	NA	NA	NA	NA	NA	NA	NA	NA	DRY
Potassium	mg/L	NA	NA	NA	NA	NA	NA	NA	NA	NA	DRY
Selenium	mg/L	NA	NA	NA	NA	NA	NA	NA	NA	NA	DRY
Silver	mg/L	NA	NA	NA	NA	NA	NA	NA	NA	NA	DRY
Sodium	mg/L	NA	NA	NA	NA	NA	NA	NA	NA	NA	DRY
Thallium	mg/L	NA	NA	NA	NA	NA	NA	NA	NA	NA	DRY
Tin	mg/L	NA	NA	NA	NA	NA	NA	NA	NA	NA	DRY
Vanadium	mg/L	NA	NA	NA	NA	NA	NA	NA	NA	NA	DRY
Zinc	mg/L	NA	NA	NA	NA	NA	NA	NA	NA	NA	DRY
VOLATILE ORGANIC COMPOUNDS											
1,1-Dichloroethane	µg/L	NA	NA	NA	NA	NA	NA	NA	NA	NA	DRY
1,1-Dichloroethene	µg/L	NA	NA	NA	NA	NA	NA	NA	NA	NA	DRY
1,2-Dichloroethane	µg/L	NA	NA	NA	NA	NA	NA	NA	NA	NA	DRY
1,2-Dichloropropane	µg/L	NA	NA	NA	NA	NA	NA	NA	NA	NA	DRY
Benzene	µg/L	NA	NA	NA	NA	NA	NA	NA	NA	NA	DRY
Chloroform	µg/L	NA	NA	NA	NA	NA	NA	NA	NA	NA	DRY
cis-1,2-Dichloroethene	µg/L	NA	NA	NA	NA	NA	NA	NA	NA	NA	DRY
Dichlorodifluoromethane	µg/L	NA	NA	NA	NA	NA	NA	NA	NA	NA	DRY
Methylene chloride	µg/L	NA	NA	NA	NA	NA	NA	NA	NA	NA	DRY
p+m-Xylenes	µg/L	NA	NA	NA	NA	NA	NA	NA	NA	NA	DRY
Tetrachloroethene	µg/L	NA	NA	NA	NA	NA	NA	NA	NA	NA	DRY
Toluene	µg/L	NA	NA	NA	NA	NA	NA	NA	NA	NA	DRY
Trichloroethene	µg/L	NA	NA	NA	NA	NA	NA	NA	NA	NA	DRY
Trichlorofluoromethane	µg/L	NA	NA	NA	NA	NA	NA	NA	NA	NA	DRY
Vinyl Chloride	µg/L	NA	NA	NA	NA	NA	NA	NA	NA	NA	DRY
SEMI-VOLATILE ORGANIC COMPOUNDS											
Dimethylphthalate	µg/L	NA	NA	NA	NA	NA	NA	NA	NA	NA	DRY
HERBICIDES, PESTICIDES & PCBs: ND											

[EA] (Extended analysis) - Appendix I and Appendix II constituents analyzed. Other monitoring periods analyzed for routine monitoring parameters. Only detected compounds included above.

TABLE 5-4 (CONT'D)
MID-VALLEY SANITARY LANDFILL
HISTORICAL SUMMARY - MONITORING WELL F-2A

ANALYTE	UNITS	Jul 2005	Oct 2005	Jan 2006	Apr 2006	Jul 2006	Oct 2006	Jan 2007	Apr 2007	Jul 2007	Oct 2007
FIELD PARAMETERS											
Dissolved Oxygen (DO)	mg/L	DRY	DRY	DRY	DRY	DRY	5.7	6.9	5.9	4.2	5.8
Oxidation-Reduction Potential	mV	DRY	DRY	DRY	DRY	DRY	NA	NA	NA	NA	NA
pH	units	DRY	DRY	DRY	DRY	DRY	6.7	7.0	6.5	7.1	7.4
Specific Conductance	µmhos/cm	DRY	DRY	DRY	DRY	DRY	730	440	710	440	220
Temperature	C°	DRY	DRY	DRY	DRY	DRY	21.2	19.8	22.6	21.5	21.2
Turbidity	NTU	DRY	DRY	DRY	DRY	DRY	0	2.6	20.1	0	0
GENERAL CHEMISTRY											
Alkalinity	mg/L	DRY	DRY	DRY	DRY	DRY	NA	NA	NA	NA	NA
Anions	meq/L	DRY	DRY	DRY	DRY	DRY	NA	NA	NA	NA	NA
Bicarbonate	mg/L	DRY	DRY	DRY	DRY	DRY	NA	NA	NA	NA	NA
Biological Oxygen Demand (BOD)	mg/L	DRY	DRY	DRY	DRY	DRY	NA	NA	NA	NA	NA
Carbonate	mg/L	DRY	DRY	DRY	DRY	DRY	NA	NA	NA	NA	NA
Cations	meq/L	DRY	DRY	DRY	DRY	DRY	NA	NA	NA	NA	NA
Chemical Oxygen Demand (COD)	mg/L	DRY	DRY	DRY	DRY	DRY	NA	NA	NA	NA	NA
Chloride	mg/L	DRY	DRY	DRY	DRY	DRY	8.9	5.9	7.7	8.8	9.0
Cyanide	mg/L	DRY	DRY	DRY	DRY	DRY	NA	NA	NA	NA	NA
Fluoride	mg/L	DRY	DRY	DRY	DRY	DRY	NA	NA	NA	NA	NA
Hardness	mg/L	DRY	DRY	DRY	DRY	DRY	NA	NA	NA	NA	NA
Hydroxide	mg/L	DRY	DRY	DRY	DRY	DRY	NA	NA	NA	NA	NA
Nitrate (as N)	mg/L	DRY	DRY	DRY	DRY	DRY	5.9	5.1	5.7	5.8	6.1
ortho-Phosphate Phosphorus	mg/L	DRY	DRY	DRY	DRY	DRY	NA	NA	NA	NA	NA
Perchlorate	mg/L	DRY	DRY	DRY	DRY	DRY	0.00046	0.00046	0.00046	0.00046	0.00046
Phosphate	mg/L	DRY	DRY	DRY	DRY	DRY	NA	NA	NA	NA	NA
Sulfate	mg/L	DRY	DRY	DRY	DRY	DRY	28	18	18	18	19
Sulfide	mg/L	DRY	DRY	DRY	DRY	DRY	NA	NA	NA	NA	NA
Total Dissolved Solids (TDS)	mg/L	DRY	DRY	DRY	DRY	DRY	330	300	290	260	310
Total Organic Carbon (TOC)	mg/L	DRY	DRY	DRY	DRY	DRY	NA	NA	NA	NA	NA
Total Organic Halides (TOX)	mg/L	DRY	DRY	DRY	DRY	DRY	NA	NA	NA	NA	NA
Total Oxygen Demand (TOD)	mg/L	DRY	DRY	DRY	DRY	DRY	NA	NA	NA	NA	NA
METALS											
Aluminum	mg/L	DRY	DRY	DRY	DRY	DRY	NA	NA	NA	NA	NA
Antimony	mg/L	DRY	DRY	DRY	DRY	DRY	NA	NA	NA	NA	NA
Arsenic	mg/L	DRY	DRY	DRY	DRY	DRY	NA	NA	NA	NA	NA
Barium	mg/L	DRY	DRY	DRY	DRY	DRY	NA	NA	NA	NA	NA
Beryllium	mg/L	DRY	DRY	DRY	DRY	DRY	NA	NA	NA	NA	NA
Boron	mg/L	DRY	DRY	DRY	DRY	DRY	NA	NA	NA	NA	NA
Cadmium	mg/L	DRY	DRY	DRY	DRY	DRY	NA	NA	NA	NA	NA
Calcium	mg/L	DRY	DRY	DRY	DRY	DRY	130	85	68	69	71
Chromium-Hexavalent	mg/L	DRY	DRY	DRY	DRY	DRY	NA	NA	NA	NA	NA
Chromium-Total	mg/L	DRY	DRY	DRY	DRY	DRY	NA	NA	NA	NA	NA
Cobalt	mg/L	DRY	DRY	DRY	DRY	DRY	NA	NA	NA	NA	NA
Copper	mg/L	DRY	DRY	DRY	DRY	DRY	NA	NA	NA	NA	NA
Iron	mg/L	DRY	DRY	DRY	DRY	DRY	NA	NA	NA	NA	NA
Lead	mg/L	DRY	DRY	DRY	DRY	DRY	NA	NA	NA	NA	NA
Magnesium	mg/L	DRY	DRY	DRY	DRY	DRY	18	13	10	11	11
Manganese	mg/L	DRY	DRY	DRY	DRY	DRY	NA	NA	NA	NA	NA
Mercury	mg/L	DRY	DRY	DRY	DRY	DRY	NA	NA	NA	NA	NA
Molybdenum	mg/L	DRY	DRY	DRY	DRY	DRY	NA	NA	NA	NA	NA
Nickel	mg/L	DRY	DRY	DRY	DRY	DRY	NA	NA	NA	NA	NA
Phosphorus	mg/L	DRY	DRY	DRY	DRY	DRY	NA	NA	NA	NA	NA
Potassium	mg/L	DRY	DRY	DRY	DRY	DRY	NA	NA	NA	NA	NA
Selenium	mg/L	DRY	DRY	DRY	DRY	DRY	NA	NA	NA	NA	NA
Silver	mg/L	DRY	DRY	DRY	DRY	DRY	NA	NA	NA	NA	NA
Sodium	mg/L	DRY	DRY	DRY	DRY	DRY	14	12	9.6	10	11
Thallium	mg/L	DRY	DRY	DRY	DRY	DRY	NA	NA	NA	NA	NA
Tin	mg/L	DRY	DRY	DRY	DRY	DRY	NA	NA	NA	NA	NA
Vanadium	mg/L	DRY	DRY	DRY	DRY	DRY	NA	NA	NA	NA	NA
Zinc	mg/L	DRY	DRY	DRY	DRY	DRY	NA	NA	NA	NA	NA
VOLATILE ORGANIC COMPOUNDS											
1,1-Dichloroethane	µg/L	DRY	DRY	DRY	DRY	DRY	0.62	**0.33**	**0.25**	**0.32**	**0.34**
1,1-Dichloroethene	µg/L	DRY	DRY	DRY	DRY	DRY	0.15	0.15	0.12	0.12	0.12
1,2-Dichloroethane	µg/L	DRY	DRY	DRY	DRY	DRY	0.25	0.25	0.13	0.098	0.098
1,2-Dichloropropane	µg/L	DRY	DRY	DRY	DRY	DRY	0.16	0.16	0.12	0.12	0.12
Benzene	µg/L	DRY	DRY	DRY	DRY	DRY	**0.20**	0.13	0.14	0.12	0.12
Chloroform	µg/L	DRY	DRY	DRY	DRY	DRY	**0.31**	**0.28**[5]	**0.20**[5]	**0.31**	**0.25**
cis-1,2-Dichloroethene	µg/L	DRY	DRY	DRY	DRY	DRY	1.8	0.61	**0.34**	**0.38**	**0.32**
Dichlorodifluoromethane	µg/L	DRY	DRY	DRY	DRY	DRY	8.2	5.5	3.0	2.5	2.2
Methylene chloride	µg/L	DRY	DRY	DRY	DRY	DRY	0.16	0.44	0.16	0.16	0.16
p+m-Xylenes	µg/L	DRY	DRY	DRY	DRY	DRY	0.26	0.26	0.23	0.21	0.21
Tetrachloroethene	µg/L	DRY	DRY	DRY	DRY	DRY	17	9.4	7.2	8.6	8.3
Toluene	µg/L	DRY	DRY	DRY	DRY	DRY	0.15	0.15	0.12	0.12	0.12
Trichloroethene	µg/L	DRY	DRY	DRY	DRY	DRY	1.2	0.57	**0.46**	0.68	0.75
Trichlorofluoromethane	µg/L	DRY	DRY	DRY	DRY	DRY	2.0	1.1	0.78	0.83	0.14
Vinyl Chloride	µg/L	DRY	DRY	DRY	DRY	DRY	**0.16**	0.16	0.14	0.14	0.14
SEMI-VOLATILE ORGANIC COMPOUNDS											
Dimethylphthalate	µg/L	DRY	DRY	DRY	DRY	DRY	NA	NA	NA	NA	NA
HERBICIDES, PESTICIDES & PCBs: ND											

[EA] (Extended analysis) - Appendix I and Appendix II constituents analyzed. Other monitoring periods analyzed for routine monitoring parameters. Only detected compounds included above.

TABLE 5-4 (CONT'D)
MID-VALLEY SANITARY LANDFILL
HISTORICAL SUMMARY - MONITORING WELL F-2A

ANALYTE	UNITS	Jan 2008	Apr 2008	Jul 2008	Oct 2008	Jan 2009	Apr 2009	Jul 2009	Oct 2009	Jan 2010	Apr 2010
FIELD PARAMETERS											
Dissolved Oxygen (DO)	mg/L	6.6	DRY	DRY	DRY	DRY	DRY	DRY	DRY	DRY	DRY
Oxidation-Reduction Potential	mV		DRY	DRY	DRY	DRY	DRY	DRY	DRY	DRY	DRY
pH	units	5.8[E]	DRY	DRY	DRY	DRY	DRY	DRY	DRY	DRY	DRY
Specific Conductance	µmhos/cm	370	DRY	DRY	DRY	DRY	DRY	DRY	DRY	DRY	DRY
Temperature	C°	20.4	DRY	DRY	DRY	DRY	DRY	DRY	DRY	DRY	DRY
Turbidity	NTU	0	DRY	DRY	DRY	DRY	DRY	DRY	DRY	DRY	DRY
GENERAL CHEMISTRY											
Alkalinity	mg/L	NA	DRY	DRY	DRY	DRY	DRY	DRY	DRY	DRY	DRY
Anions	meq/L	NA	DRY	DRY	DRY	DRY	DRY	DRY	DRY	DRY	DRY
Bicarbonate	mg/L	NA	DRY	DRY	DRY	DRY	DRY	DRY	DRY	DRY	DRY
Biological Oxygen Demand (BOD)	mg/L	NA	DRY	DRY	DRY	DRY	DRY	DRY	DRY	DRY	DRY
Carbonate	mg/L	NA	DRY	DRY	DRY	DRY	DRY	DRY	DRY	DRY	DRY
Cations	meq/L	NA	DRY	DRY	DRY	DRY	DRY	DRY	DRY	DRY	DRY
Chemical Oxygen Demand (COD)	mg/L	NA	DRY	DRY	DRY	DRY	DRY	DRY	DRY	DRY	DRY
Chloride	mg/L	4.4	DRY	DRY	DRY	DRY	DRY	DRY	DRY	DRY	DRY
Cyanide	mg/L	NA	DRY	DRY	DRY	DRY	DRY	DRY	DRY	DRY	DRY
Fluoride	mg/L	NA	DRY	DRY	DRY	DRY	DRY	DRY	DRY	DRY	DRY
Hardness	mg/L	NA	DRY	DRY	DRY	DRY	DRY	DRY	DRY	DRY	DRY
Hydroxide	mg/L	NA	DRY	DRY	DRY	DRY	DRY	DRY	DRY	DRY	DRY
Nitrate (as N)	mg/L	5.5	DRY	DRY	DRY	DRY	DRY	DRY	DRY	DRY	DRY
ortho-Phosphate Phosphorus	mg/L	NA	DRY	DRY	DRY	DRY	DRY	DRY	DRY	DRY	DRY
Perchlorate	mg/L	0.00030	DRY	DRY	DRY	DRY	DRY	DRY	DRY	DRY	DRY
Phosphate	mg/L	NA	DRY	DRY	DRY	DRY	DRY	DRY	DRY	DRY	DRY
Sulfate	mg/L	19	DRY	DRY	DRY	DRY	DRY	DRY	DRY	DRY	DRY
Sulfide	mg/L	NA	DRY	DRY	DRY	DRY	DRY	DRY	DRY	DRY	DRY
Total Dissolved Solids (TDS)	mg/L	310	DRY	DRY	DRY	DRY	DRY	DRY	DRY	DRY	DRY
Total Organic Carbon (TOC)	mg/L	NA	DRY	DRY	DRY	DRY	DRY	DRY	DRY	DRY	DRY
Total Organic Halides (TOX)	mg/L	NA	DRY	DRY	DRY	DRY	DRY	DRY	DRY	DRY	DRY
Total Oxygen Demand (TOD)	mg/L	NA	DRY	DRY	DRY	DRY	DRY	DRY	DRY	DRY	DRY
METALS											
Aluminum	mg/L	NA	DRY	DRY	DRY	DRY	DRY	DRY	DRY	DRY	DRY
Antimony	mg/L	NA	DRY	DRY	DRY	DRY	DRY	DRY	DRY	DRY	DRY
Arsenic	mg/L	NA	DRY	DRY	DRY	DRY	DRY	DRY	DRY	DRY	DRY
Barium	mg/L	NA	DRY	DRY	DRY	DRY	DRY	DRY	DRY	DRY	DRY
Beryllium	mg/L	NA	DRY	DRY	DRY	DRY	DRY	DRY	DRY	DRY	DRY
Boron	mg/L	NA	DRY	DRY	DRY	DRY	DRY	DRY	DRY	DRY	DRY
Cadmium	mg/L	NA	DRY	DRY	DRY	DRY	DRY	DRY	DRY	DRY	DRY
Calcium	mg/L	70	DRY	DRY	DRY	DRY	DRY	DRY	DRY	DRY	DRY
Chromium-Hexavalent	mg/L	NA	DRY	DRY	DRY	DRY	DRY	DRY	DRY	DRY	DRY
Chromium-Total	mg/L	NA	DRY	DRY	DRY	DRY	DRY	DRY	DRY	DRY	DRY
Cobalt	mg/L	NA	DRY	DRY	DRY	DRY	DRY	DRY	DRY	DRY	DRY
Copper	mg/L	NA	DRY	DRY	DRY	DRY	DRY	DRY	DRY	DRY	DRY
Iron	mg/L	NA	DRY	DRY	DRY	DRY	DRY	DRY	DRY	DRY	DRY
Lead	mg/L	NA	DRY	DRY	DRY	DRY	DRY	DRY	DRY	DRY	DRY
Magnesium	mg/L	11	DRY	DRY	DRY	DRY	DRY	DRY	DRY	DRY	DRY
Manganese	mg/L	NA	DRY	DRY	DRY	DRY	DRY	DRY	DRY	DRY	DRY
Mercury	mg/L	NA	DRY	DRY	DRY	DRY	DRY	DRY	DRY	DRY	DRY
Molybdenum	mg/L	NA	DRY	DRY	DRY	DRY	DRY	DRY	DRY	DRY	DRY
Nickel	mg/L	NA	DRY	DRY	DRY	DRY	DRY	DRY	DRY	DRY	DRY
Phosphorus	mg/L	NA	DRY	DRY	DRY	DRY	DRY	DRY	DRY	DRY	DRY
Potassium	mg/L	NA	DRY	DRY	DRY	DRY	DRY	DRY	DRY	DRY	DRY
Selenium	mg/L	NA	DRY	DRY	DRY	DRY	DRY	DRY	DRY	DRY	DRY
Silver	mg/L	NA	DRY	DRY	DRY	DRY	DRY	DRY	DRY	DRY	DRY
Sodium	mg/L	9.9	DRY	DRY	DRY	DRY	DRY	DRY	DRY	DRY	DRY
Thallium	mg/L	NA	DRY	DRY	DRY	DRY	DRY	DRY	DRY	DRY	DRY
Tin	mg/L	NA	DRY	DRY	DRY	DRY	DRY	DRY	DRY	DRY	DRY
Vanadium	mg/L	NA	DRY	DRY	DRY	DRY	DRY	DRY	DRY	DRY	DRY
Zinc	mg/L	NA	DRY	DRY	DRY	DRY	DRY	DRY	DRY	DRY	DRY
VOLATILE ORGANIC COMPOUNDS											
1,1-Dichloroethane	µg/L	**0.24**	DRY	DRY	DRY	DRY	DRY	DRY	DRY	DRY	DRY
1,1-Dichloroethene	µg/L	0.16	DRY	DRY	DRY	DRY	DRY	DRY	DRY	DRY	DRY
1,2-Dichloroethane	µg/L	0.24	DRY	DRY	DRY	DRY	DRY	DRY	DRY	DRY	DRY
1,2-Dichloropropane	µg/L	0.18	DRY	DRY	DRY	DRY	DRY	DRY	DRY	DRY	DRY
Benzene	µg/L	0.18	DRY	DRY	DRY	DRY	DRY	DRY	DRY	DRY	DRY
Chloroform	µg/L	0.23	DRY	DRY	DRY	DRY	DRY	DRY	DRY	DRY	DRY
cis-1,2-Dichloroethene	µg/L	**0.41**	DRY	DRY	DRY	DRY	DRY	DRY	DRY	DRY	DRY
Dichlorodifluoromethane	µg/L	2.8	DRY	DRY	DRY	DRY	DRY	DRY	DRY	DRY	DRY
Methylene chloride	µg/L	0.27	DRY	DRY	DRY	DRY	DRY	DRY	DRY	DRY	DRY
p+m-Xylenes	µg/L	0.42	DRY	DRY	DRY	DRY	DRY	DRY	DRY	DRY	DRY
Tetrachloroethene	µg/L	7.9	DRY	DRY	DRY	DRY	DRY	DRY	DRY	DRY	DRY
Toluene	µg/L	0.14	DRY	DRY	DRY	DRY	DRY	DRY	DRY	DRY	DRY
Trichloroethene	µg/L	0.70	DRY	DRY	DRY	DRY	DRY	DRY	DRY	DRY	DRY
Trichlorofluoromethane	µg/L	1.1	DRY	DRY	DRY	DRY	DRY	DRY	DRY	DRY	DRY
Vinyl Chloride	µg/L	0.16	DRY	DRY	DRY	DRY	DRY	DRY	DRY	DRY	DRY
SEMI-VOLATILE ORGANIC COMPOUNDS											
Dimethylphthalate	µg/L	NA	DRY	DRY	DRY	DRY	DRY	DRY	DRY	DRY	DRY
HERBICIDES, PESTICIDES & PCBs: ND											

[EA] (Extended analysis) - Appendix I and Appendix II constituents analyzed. Other monitoring periods analyzed for routine monitoring parameters. Only detected compounds included above.

TABLE 5-4 (CONT'D)
MID-VALLEY SANITARY LANDFILL
HISTORICAL SUMMARY - MONITORING WELL F-2A

ANALYTE	UNITS	Jul 2010	Oct 2010	Jan 2011	Apr 2011	Jul 2011	Oct 2011	Jan 2012	May 2012	Aug 2012	Nov 2012
FIELD PARAMETERS											
Dissolved Oxygen (DO)	mg/L	DRY	DRY	DRY	DRY	DRY	DRY	DRY	4.88	4.36	8.53
Oxidation-Reduction Potential	mV	DRY	DRY	DRY	DRY	DRY	DRY	DRY	137	158	200
pH	units	DRY	DRY	DRY	DRY	DRY	DRY	DRY	6.35	5.92	6.40
Specific Conductance	µmhos/cm	DRY	DRY	DRY	DRY	DRY	DRY	DRY	1060	972	558
Temperature	C°	DRY	DRY	DRY	DRY	DRY	DRY	DRY	28.8	21.8	20.2
Turbidity	NTU	DRY	DRY	DRY	DRY	DRY	DRY	DRY	10.4	1.2	1.7
GENERAL CHEMISTRY											
Alkalinity	mg/L	DRY	DRY	DRY	DRY	DRY	DRY	DRY	NA	NA	NA
Anions	meq/L	DRY	DRY	DRY	DRY	DRY	DRY	DRY	NA	NA	NA
Bicarbonate	mg/L	DRY	DRY	DRY	DRY	DRY	DRY	DRY	NA	NA	NA
Biological Oxygen Demand (BOD)	mg/L	DRY	DRY	DRY	DRY	DRY	DRY	DRY	NA	NA	NA
Carbonate	mg/L	DRY	DRY	DRY	DRY	DRY	DRY	DRY	NA	NA	NA
Cations	meq/L	DRY	DRY	DRY	DRY	DRY	DRY	DRY	NA	NA	NA
Chemical Oxygen Demand (COD)	mg/L	DRY	DRY	DRY	DRY	DRY	DRY	DRY	NA	NA	NA
Chloride	mg/L	DRY	DRY	DRY	DRY	DRY	DRY	DRY	47	22	8.7
Cyanide	mg/L	DRY	DRY	DRY	DRY	DRY	DRY	DRY	NA	NA	NA
Fluoride	mg/L	DRY	DRY	DRY	DRY	DRY	DRY	DRY	NA	NA	NA
Hardness	mg/L	DRY	DRY	DRY	DRY	DRY	DRY	DRY	NA	NA	NA
Hydroxide	mg/L	DRY	DRY	DRY	DRY	DRY	DRY	DRY	NA	NA	NA
Nitrate (as N)	mg/L	DRY	DRY	DRY	DRY	DRY	DRY	DRY	4.1	5.1	5.7
ortho-Phosphate Phosphorus	mg/L	DRY	DRY	DRY	DRY	DRY	DRY	DRY	NA	NA	NA
Perchlorate	mg/L	DRY	DRY	DRY	DRY	DRY	DRY	DRY	0.00081	0.00081	0.00081
Phosphate	mg/L	DRY	DRY	DRY	DRY	DRY	DRY	DRY	NA	NA	NA
Sulfate	mg/L	DRY	DRY	DRY	DRY	DRY	DRY	DRY	79	42	34
Sulfide	mg/L	DRY	DRY	DRY	DRY	DRY	DRY	DRY	NA	NA	NA
Total Dissolved Solids (TDS)	mg/L	DRY	DRY	DRY	DRY	DRY	DRY	DRY	750	590	370
Total Organic Carbon (TOC)	mg/L	DRY	DRY	DRY	DRY	DRY	DRY	DRY	NA	NA	NA
Total Organic Halides (TOX)	mg/L	DRY	DRY	DRY	DRY	DRY	DRY	DRY	NA	NA	NA
Total Oxygen Demand (TOD)	mg/L	DRY	DRY	DRY	DRY	DRY	DRY	DRY	NA	NA	NA
METALS											
Aluminum	mg/L	DRY	DRY	DRY	DRY	DRY	DRY	DRY	NA	NA	NA
Antimony	mg/L	DRY	DRY	DRY	DRY	DRY	DRY	DRY	NA	NA	NA
Arsenic	mg/L	DRY	DRY	DRY	DRY	DRY	DRY	DRY	NA	NA	NA
Barium	mg/L	DRY	DRY	DRY	DRY	DRY	DRY	DRY	NA	NA	NA
Beryllium	mg/L	DRY	DRY	DRY	DRY	DRY	DRY	DRY	NA	NA	NA
Boron	mg/L	DRY	DRY	DRY	DRY	DRY	DRY	DRY	NA	NA	NA
Cadmium	mg/L	DRY	DRY	DRY	DRY	DRY	DRY	DRY	NA	NA	NA
Calcium	mg/L	DRY	DRY	DRY	DRY	DRY	DRY	DRY	200	170	85
Chromium-Hexavalent	mg/L	DRY	DRY	DRY	DRY	DRY	DRY	DRY	NA	NA	NA
Chromium-Total	mg/L	DRY	DRY	DRY	DRY	DRY	DRY	DRY	NA	NA	NA
Cobalt	mg/L	DRY	DRY	DRY	DRY	DRY	DRY	DRY	NA	NA	NA
Copper	mg/L	DRY	DRY	DRY	DRY	DRY	DRY	DRY	NA	NA	NA
Iron	mg/L	DRY	DRY	DRY	DRY	DRY	DRY	DRY	NA	NA	NA
Lead	mg/L	DRY	DRY	DRY	DRY	DRY	DRY	DRY	NA	NA	NA
Magnesium	mg/L	DRY	DRY	DRY	DRY	DRY	DRY	DRY	31	26	13
Manganese	mg/L	DRY	DRY	DRY	DRY	DRY	DRY	DRY	NA	NA	NA
Mercury	mg/L	DRY	DRY	DRY	DRY	DRY	DRY	DRY	NA	NA	NA
Molybdenum	mg/L	DRY	DRY	DRY	DRY	DRY	DRY	DRY	NA	NA	NA
Nickel	mg/L	DRY	DRY	DRY	DRY	DRY	DRY	DRY	NA	NA	NA
Phosphorus	mg/L	DRY	DRY	DRY	DRY	DRY	DRY	DRY	NA	NA	NA
Potassium	mg/L	DRY	DRY	DRY	DRY	DRY	DRY	DRY	NA	NA	NA
Selenium	mg/L	DRY	DRY	DRY	DRY	DRY	DRY	DRY	NA	NA	NA
Silver	mg/L	DRY	DRY	DRY	DRY	DRY	DRY	DRY	NA	NA	NA
Sodium	mg/L	DRY	DRY	DRY	DRY	DRY	DRY	DRY	20	18	13
Thallium	mg/L	DRY	DRY	DRY	DRY	DRY	DRY	DRY	NA	NA	NA
Tin	mg/L	DRY	DRY	DRY	DRY	DRY	DRY	DRY	NA	NA	NA
Vanadium	mg/L	DRY	DRY	DRY	DRY	DRY	DRY	DRY	NA	NA	NA
Zinc	mg/L	DRY	DRY	DRY	DRY	DRY	DRY	DRY	NA	NA	NA
VOLATILE ORGANIC COMPOUNDS											
1,1-Dichloroethane	µg/L	DRY	DRY	DRY	DRY	DRY	DRY	DRY	2.6	1.9	**0.33**
1,1-Dichloroethene	µg/L	DRY	DRY	DRY	DRY	DRY	DRY	DRY	0.18	0.18	0.18
1,2-Dichloroethane	µg/L	DRY	DRY	DRY	DRY	DRY	DRY	DRY	0.17	0.17	0.17
1,2-Dichloropropane	µg/L	DRY	DRY	DRY	DRY	DRY	DRY	DRY	**0.31**	**0.26**	0.13
Benzene	µg/L	DRY	DRY	DRY	DRY	DRY	DRY	DRY	**0.35**	0.65	0.083
Chloroform	µg/L	DRY	DRY	DRY	DRY	DRY	DRY	DRY	**0.15**[5]	0.95	0.69
cis-1,2-Dichloroethene	µg/L	DRY	DRY	DRY	DRY	DRY	DRY	DRY	9.5	6.1	1.6
Dichlorodifluoromethane	µg/L	DRY	DRY	DRY	DRY	DRY	DRY	DRY	4.4	7.1	2.7
Methylene chloride	µg/L	DRY	DRY	DRY	DRY	DRY	DRY	DRY	7.1	0.48	0.48
p+m-Xylenes	µg/L	DRY	DRY	DRY	DRY	DRY	DRY	DRY	NA	0.28	0.28
Tetrachloroethene	µg/L	DRY	DRY	DRY	DRY	DRY	DRY	DRY	43	32	14
Toluene	µg/L	DRY	DRY	DRY	DRY	DRY	DRY	DRY	0.093	0.093	0.093
Trichloroethene	µg/L	DRY	DRY	DRY	DRY	DRY	DRY	DRY	4.9	3.4	0.88
Trichlorofluoromethane	µg/L	DRY	DRY	DRY	DRY	DRY	DRY	DRY	3.1	3.0	1.4
Vinyl Chloride	µg/L	DRY	DRY	DRY	DRY	DRY	DRY	DRY	0.12	**0.44**	0.12
SEMI-VOLATILE ORGANIC COMPOUNDS											
Dimethylphthalate	µg/L	DRY	DRY	DRY	DRY	DRY	DRY	DRY	NA	NA	NA
HERBICIDES, PESTICIDES & PCBs: ND											

[EA] (Extended analysis) - Appendix I and Appendix II constituents analyzed. Other monitoring periods analyzed for routine monitoring parameters. Only detected compounds included above.

TABLE 5-4 (CONT'D)
MID-VALLEY SANITARY LANDFILL
HISTORICAL SUMMARY - MONITORING WELL F-2A

ANALYTE	UNITS	Feb 2013	May 2013	Aug 2013	Nov 2013	Feb 2014	May 2014	Aug 2014	Nov 2014
FIELD PARAMETERS									
Dissolved Oxygen (DO)	mg/L	5.37	DRY	DRY	DRY	DRY	DRY	DRY	DRY
Oxidation-Reduction Potential	mV	249	DRY	DRY	DRY	DRY	DRY	DRY	DRY
pH	units	7.13	DRY	DRY	DRY	DRY	DRY	DRY	DRY
Specific Conductance	µmhos/cm	549	DRY	DRY	DRY	DRY	DRY	DRY	DRY
Temperature	C°	21.12	DRY	DRY	DRY	DRY	DRY	DRY	DRY
Turbidity	NTU	6.1	DRY	DRY	DRY	DRY	DRY	DRY	DRY
GENERAL CHEMISTRY									
Alkalinity	mg/L	NA	DRY	DRY	DRY	DRY	DRY	DRY	DRY
Anions	meq/L	NA	DRY	DRY	DRY	DRY	DRY	DRY	DRY
Bicarbonate	mg/L	NA	DRY	DRY	DRY	DRY	DRY	DRY	DRY
Biological Oxygen Demand (BOD)	mg/L	NA	DRY	DRY	DRY	DRY	DRY	DRY	DRY
Carbonate	mg/L	NA	DRY	DRY	DRY	DRY	DRY	DRY	DRY
Cations	meq/L	NA	DRY	DRY	DRY	DRY	DRY	DRY	DRY
Chemical Oxygen Demand (COD)	mg/L	NA	DRY	DRY	DRY	DRY	DRY	DRY	DRY
Chloride	mg/L	6.9	DRY	DRY	DRY	DRY	DRY	DRY	DRY
Cyanide	mg/L	NA	DRY	DRY	DRY	DRY	DRY	DRY	DRY
Fluoride	mg/L	NA	DRY	DRY	DRY	DRY	DRY	DRY	DRY
Hardness	mg/L	NA	DRY	DRY	DRY	DRY	DRY	DRY	DRY
Hydroxide	mg/L	NA	DRY	DRY	DRY	DRY	DRY	DRY	DRY
Nitrate (as N)	mg/L	4.4	DRY	DRY	DRY	DRY	DRY	DRY	DRY
ortho-Phosphate Phosphorus	mg/L	NA	DRY	DRY	DRY	DRY	DRY	DRY	DRY
Perchlorate	mg/L	0.00081	DRY	DRY	DRY	DRY	DRY	DRY	DRY
Phosphate	mg/L	NA	DRY	DRY	DRY	DRY	DRY	DRY	DRY
Sulfate	mg/L	97	DRY	DRY	DRY	DRY	DRY	DRY	DRY
Sulfide	mg/L	NA	DRY	DRY	DRY	DRY	DRY	DRY	DRY
Total Dissolved Solids (TDS)	mg/L	450	DRY	DRY	DRY	DRY	DRY	DRY	DRY
Total Organic Carbon (TOC)	mg/L	NA	DRY	DRY	DRY	DRY	DRY	DRY	DRY
Total Organic Halides (TOX)	mg/L	NA	DRY	DRY	DRY	DRY	DRY	DRY	DRY
Total Oxygen Demand (TOD)	mg/L	NA	DRY	DRY	DRY	DRY	DRY	DRY	DRY
METALS									
Aluminum	mg/L	NA	DRY	DRY	DRY	DRY	DRY	DRY	DRY
Antimony	mg/L	NA	DRY	DRY	DRY	DRY	DRY	DRY	DRY
Arsenic	mg/L	NA	DRY	DRY	DRY	DRY	DRY	DRY	DRY
Barium	mg/L	NA	DRY	DRY	DRY	DRY	DRY	DRY	DRY
Beryllium	mg/L	NA	DRY	DRY	DRY	DRY	DRY	DRY	DRY
Boron	mg/L	NA	DRY	DRY	DRY	DRY	DRY	DRY	DRY
Cadmium	mg/L	NA	DRY	DRY	DRY	DRY	DRY	DRY	DRY
Calcium	mg/L	110	DRY	DRY	DRY	DRY	DRY	DRY	DRY
Chromium-Hexavalent	mg/L	NA	DRY	DRY	DRY	DRY	DRY	DRY	DRY
Chromium-Total	mg/L	NA	DRY	DRY	DRY	DRY	DRY	DRY	DRY
Cobalt	mg/L	NA	DRY	DRY	DRY	DRY	DRY	DRY	DRY
Copper	mg/L	NA	DRY	DRY	DRY	DRY	DRY	DRY	DRY
Iron	mg/L	NA	DRY	DRY	DRY	DRY	DRY	DRY	DRY
Lead	mg/L	NA	DRY	DRY	DRY	DRY	DRY	DRY	DRY
Magnesium	mg/L	17	DRY	DRY	DRY	DRY	DRY	DRY	DRY
Manganese	mg/L	NA	DRY	DRY	DRY	DRY	DRY	DRY	DRY
Mercury	mg/L	NA	DRY	DRY	DRY	DRY	DRY	DRY	DRY
Molybdenum	mg/L	NA	DRY	DRY	DRY	DRY	DRY	DRY	DRY
Nickel	mg/L	NA	DRY	DRY	DRY	DRY	DRY	DRY	DRY
Phosphorus	mg/L	NA	DRY	DRY	DRY	DRY	DRY	DRY	DRY
Potassium	mg/L	NA	DRY	DRY	DRY	DRY	DRY	DRY	DRY
Selenium	mg/L	NA	DRY	DRY	DRY	DRY	DRY	DRY	DRY
Silver	mg/L	NA	DRY	DRY	DRY	DRY	DRY	DRY	DRY
Sodium	mg/L	16	DRY	DRY	DRY	DRY	DRY	DRY	DRY
Thallium	mg/L	NA	DRY	DRY	DRY	DRY	DRY	DRY	DRY
Tin	mg/L	NA	DRY	DRY	DRY	DRY	DRY	DRY	DRY
Vanadium	mg/L	NA	DRY	DRY	DRY	DRY	DRY	DRY	DRY
Zinc	mg/L	NA	DRY	DRY	DRY	DRY	DRY	DRY	DRY
VOLATILE ORGANIC COMPOUNDS									
1,1-Dichloroethane	µg/L	0.11	DRY	DRY	DRY	DRY	DRY	DRY	DRY
1,1-Dichloroethene	µg/L	0.18	DRY	DRY	DRY	DRY	DRY	DRY	DRY
1,2-Dichloroethane	µg/L	0.17	DRY	DRY	DRY	DRY	DRY	DRY	DRY
1,2-Dichloropropane	µg/L	0.13	DRY	DRY	DRY	DRY	DRY	DRY	DRY
Benzene	µg/L	0.083	DRY	DRY	DRY	DRY	DRY	DRY	DRY
Chloroform	µg/L	0.12	DRY	DRY	DRY	DRY	DRY	DRY	DRY
cis-1,2-Dichloroethene	µg/L	0.085	DRY	DRY	DRY	DRY	DRY	DRY	DRY
Dichlorodifluoromethane	µg/L	2.0	DRY	DRY	DRY	DRY	DRY	DRY	DRY
Methylene chloride	µg/L	0.48	DRY	DRY	DRY	DRY	DRY	DRY	DRY
p+m-Xylenes	µg/L	0.28	DRY	DRY	DRY	DRY	DRY	DRY	DRY
Tetrachloroethene	µg/L	4.9	DRY	DRY	DRY	DRY	DRY	DRY	DRY
Toluene	µg/L	0.093	DRY	DRY	DRY	DRY	DRY	DRY	DRY
Trichloroethene	µg/L	0.52	DRY	DRY	DRY	DRY	DRY	DRY	DRY
Trichlorofluoromethane	µg/L	**0.32**	DRY	DRY	DRY	DRY	DRY	DRY	DRY
Vinyl Chloride	µg/L	0.12	DRY	DRY	DRY	DRY	DRY	DRY	DRY
SEMI-VOLATILE ORGANIC COMPOUNDS									
Dimethylphthalate	µg/L	NA	DRY	DRY	DRY	DRY	DRY	DRY	DRY
HERBICIDES, PESTICIDES & PCBs: ND									

[EA] (Extended analysis) - Appendix I and Appendix II constituents analyzed. Other monitoring periods analyzed for routine monitoring parameters. Only detected compounds included above.

TABLE 5-4 (CONT'D)
MID-VALLEY SANITARY LANDFILL
HISTORICAL SUMMARY - MONITORING WELL F-2A

ANALYTE	UNITS	Feb 2015	May 2015	MED.	AVG.	STD. DEV.	MIN.	MAX.
FIELD PARAMETERS								
Dissolved Oxygen (DO)	mg/L	DRY	DRY	4.80	5.06	1.80	1.6	8.53
Oxidation-Reduction Potential	mV	DRY	DRY	179	188	52.3	137	249
pH	units	DRY	DRY	7.10	7.08	0.575	5.92	8.8
Specific Conductance	µmhos/cm	DRY	DRY	470	523	211	220	1060
Temperature	C°	DRY	DRY	20.0	19.9	4.03	11	28.8
Turbidity	NTU	DRY	DRY	0.0	3.89	6.94	0	20.1
GENERAL CHEMISTRY								
Alkalinity	mg/L	DRY	DRY	200	257	84.5	193	374
Anions	meq/L	DRY	DRY	4.80	5.55	1.51	4.13	7.49
Bicarbonate	mg/L	DRY	DRY	218	254	92.0	162	374
Biological Oxygen Demand (BOD)	mg/L	DRY	DRY	NC	NC	NC	NC	NC
Carbonate	mg/L	DRY	DRY	NC	NC	NC	NC	NC
Cations	meq/L	DRY	DRY	6.53	6.16	1.66	4.23	7.96
Chemical Oxygen Demand (COD)	mg/L	DRY	DRY	9.00	33.9	45.3	3.0	100
Chloride	mg/L	DRY	DRY	6.58	11.3	13.9	3	64
Cyanide	mg/L	DRY	DRY	NC	NC	NC	NC	NC
Fluoride	mg/L	DRY	DRY	0.229	0.233	0.137	0.1	0.4
Hardness	mg/L	DRY	DRY	216	239	63.1	176	364
Hydroxide	mg/L	DRY	DRY	3.50	3.24	1.92	1.0	5.0
Nitrate (as N)	mg/L	DRY	DRY	3.91	4.55	3.73	1.73	20
ortho-Phosphate Phosphorus	mg/L	DRY	DRY	NC	NC	NC	**0.01**	**0.01**
Perchlorate	mg/L	DRY	DRY	NC	NC	NC	NC	NC
Phosphate	mg/L	DRY	DRY	0.460	0.460	0.0	0.46	0.46
Sulfate	mg/L	DRY	DRY	22.0	27.3	19.2	13.5	97
Sulfide	mg/L	DRY	DRY	NC	NC	NC	NC	NC
Total Dissolved Solids (TDS)	mg/L	DRY	DRY	290	321	124	214	750
Total Organic Carbon (TOC)	mg/L	DRY	DRY	1.39	3.39	3.94	**0.46**	9.5
Total Organic Halides (TOX)	mg/L	DRY	DRY	0.0115	0.0171	0.0139	0.003	0.035
Total Oxygen Demand (TOD)	mg/L	DRY	DRY	NC	NC	NC	NC	NC
METALS								
Aluminum	mg/L	DRY	DRY	0.0495	0.0495	0.00751	0.043	0.056
Antimony	mg/L	DRY	DRY	NC	NC	NC	0.0001	**0.02**
Arsenic	mg/L	DRY	DRY	NC	NC	NC	**0.00047**	**0.00047**
Barium	mg/L	DRY	DRY	0.0370	0.498	0.722	**0.028**	1.43
Beryllium	mg/L	DRY	DRY	NC	NC	NC	NC	NC
Boron	mg/L	DRY	DRY	0.0400	0.0937	0.102	**0.018**	0.24
Cadmium	mg/L	DRY	DRY	0.00117	0.00126	0.00124	0.0001	0.002
Calcium	mg/L	DRY	DRY	71.0	81.8	35.9	36	200
Chromium-Hexavalent	mg/L	DRY	DRY	NC	NC	NC	NC	NC
Chromium-Total	mg/L	DRY	DRY	0.00810	0.0573	0.0812	0.0017	0.162
Cobalt	mg/L	DRY	DRY	NC	NC	NC	NC	NC
Copper	mg/L	DRY	DRY	0.00550	0.00814	0.0110	**0.00091**	0.006
Iron	mg/L	DRY	DRY	0.0820	0.180	0.257	0.006	0.81
Lead	mg/L	DRY	DRY	NC	NC	NC	NC	NC
Magnesium	mg/L	DRY	DRY	10.8	12.4	5.59	8.2	31
Manganese	mg/L	DRY	DRY	0.0500	0.0729	0.102	**0.00024**	0.32
Mercury	mg/L	DRY	DRY	NC	NC	NC	NC	NC
Molybdenum	mg/L	DRY	DRY	NC	NC	NC	0.002	0.0048
Nickel	mg/L	DRY	DRY	NC	NC	NC	**0.00082**	**0.00082**
Phosphorus	mg/L	DRY	DRY	0.0700	0.0807	0.0539	**0.02**	0.14
Potassium	mg/L	DRY	DRY	2.77	2.90	0.634	1.9	4.0
Selenium	mg/L	DRY	DRY	NC	NC	NC	NC	NC
Silver	mg/L	DRY	DRY	NC	NC	NC	0.0001	0.027
Sodium	mg/L	DRY	DRY	11.0	13.9	10.3	8.00	57
Thallium	mg/L	DRY	DRY	NC	NC	NC	NC	NC
Tin	mg/L	DRY	DRY	NC	NC	NC	NC	NC
Vanadium	mg/L	DRY	DRY	0.00300	0.0102	0.0108	0.002	0.022
Zinc	mg/L	DRY	DRY	0.0100	0.0263	0.0362	0.003	0.12
VOLATILE ORGANIC COMPOUNDS								
1,1-Dichloroethane	µg/L	DRY	DRY	0.300	0.465	0.560	0.11	2.6
1,1-Dichloroethene	µg/L	DRY	DRY	0.180	1.22	3.95	0.12	16
1,2-Dichloroethane	µg/L	DRY	DRY	0.240	0.234	0.0755	0.098	**0.405**
1,2-Dichloropropane	µg/L	DRY	DRY	0.145	0.177	0.0740	0.12	**0.31**
Benzene	µg/L	DRY	DRY	0.160	0.673	1.99	0.083	9.1
Chloroform	µg/L	DRY	DRY	0.260	0.315	0.203	0.12	0.95
cis-1,2-Dichloroethene	µg/L	DRY	DRY	0.600	1.55	2.58	0.085	9.5
Dichlorodifluoromethane	µg/L	DRY	DRY	4.40	6.03	5.77	0.08	23.8
Methylene chloride	µg/L	DRY	DRY	NC	NC	NC	0.16	7.1
p+m-Xylenes	µg/L	DRY	DRY	NC	NC	NC	0.14	**0.32**
Tetrachloroethene	µg/L	DRY	DRY	8.40	11.1	10.1	0.32	43
Toluene	µg/L	DRY	DRY	0.140	0.748	2.09	0.093	9.2
Trichloroethene	µg/L	DRY	DRY	0.700	1.22	1.56	0.17	6.8
Trichlorofluoromethane	µg/L	DRY	DRY	1.00	1.42	1.48	0.14	6.84
Vinyl Chloride	µg/L	DRY	DRY	NC	NC	NC	0.12	**0.44**
SEMI-VOLATILE ORGANIC COMPOUNDS								
Dimethylphthalate	µg/L	DRY	DRY	NC	NC	NC	NC	NC
HERBICIDES, PESTICIDES & PCBs: ND								

[EA] (Extended analysis) - Appendix I and Appendix II constituents analyzed. Other monitoring periods analyzed for routine monitoring parameters. Only detected compounds included above.

TABLE 5-5
MID-VALLEY SANITARY LANDFILL
HISTORICAL SUMMARY - MONITORING WELL F-3

ANALYTE	UNITS	Dec 1987	Oct 1988	Jan 1989	Apr 1989	Jun 1994	Aug 1994	Dec [EA] 1994	Mar 1995	May 1995	Jul 1995
FIELD PARAMETERS											
Dissolved Oxygen (DO)	mg/L	NA	NA	NA	NA	NA	NA	NA	NA	NA	NA
Oxidation-Reduction Potential	mV	NA	NA	NA	NA	NA	NA	NA	NA	NA	NA
pH	units	7.4	7.6	7.5	7.6	7.38	NA	7.13	6.92	7.12	7.17
Specific Conductance	µmhos/cm	380	370	360	340	522	NA	376	402	456	401
Temperature	C°	NA	NA	NA	NA	25	NA	18	16	17	14
Turbidity	NTU	NA	NA	NA	NA	NA	NA	NA	NA	NA	NA
GENERAL CHEMISTRY											
Alkalinity	mg/L	NA	165	143	150	193	201	162	NA	NA	NA
Anions	meq/L	NA	4.13	3.58	3.69	5.07	4.88	3.71	NA	NA	NA
Bicarbonate	mg/L	NA	201	174	183	193	245	162	NA	NA	NA
Carbonate	mg/L	ND	ND	ND	ND	5.0	1.0	NA	NA	NA	NA
Cations	meq/L	NA	4.05	3.74	3.54	5.72	5.48	4.23	NA	NA	NA
Chemical Oxygen Demand (COD)	mg/L	ND	NA	NA	NA	51.7	8.0	3.0	NA	NA	NA
Chloride	mg/L	27	9	6	3	10.5	5.0	6.0	6.0	6.0	6.0
Cyanide	mg/L	NA	NA	NA	NA	NA	NA	NA	NA	NA	NA
Fluoride	mg/L	NA	NA	NA	NA	0.25	0.4	**0.267**	NA	NA	NA
Hardness	mg/L	NA	173	161	151	303	228	185	192	188	178
Hydroxide	mg/L	NA	NA	NA	NA	5.0	1.0	5.0	NA	NA	NA
Nitrate (as N)	mg/L	1.5	5	1.2	8	1.68	2.48	1.64	3.38	3.58	4.19
ortho-Phosphate Phosphorus	mg/L	NA	NA	NA	NA	NA	NA	0.06	NA	NA	NA
Perchlorate	mg/L	NA	NA	NA	NA	NA	NA	NA	NA	NA	NA
Sulfate	mg/L	27	24	24	23	58	26	25.0	22.5	19.3	20.2
Sulfide	mg/L	NA	NA	NA	NA	NA	NA	NA	NA	NA	NA
Total Dissolved Solids (TDS)	mg/L	280	250	245	230	350	278	276	228	224	226
Total Organic Carbon (TOC)	mg/L	NA	NA	NA	NA	14.2	4.0	1.0	NA	NA	NA
Total Organic Halides (TOX)	mg/L	NA	0.011	0.16	ND	0.049	0.005	0.005	NA	NA	NA
METALS											
Aluminum	mg/L	NA	NA	NA	NA	0.757	NA	0.043	NA	NA	NA
Antimony	mg/L	NA	NA	NA	NA	0.016	NA	0.005	NA	NA	NA
Arsenic	mg/L	ND	ND	0.06	ND	**0.039**	NA	**0.0039**	NA	NA	NA
Barium	mg/L	NA	NA	NA	NA	0.283	NA	0.10	NA	NA	NA
Beryllium	mg/L	NA	NA	NA	NA	**0.004**	NA	0.0005	NA	NA	NA
Boron	mg/L	NA	NA	NA	NA	0.32	0.04	0.02	NA	NA	NA
Cadmium	mg/L	ND	ND	ND	ND	0.003	NA	**0.0002**	NA	NA	NA
Calcium	mg/L	40	54	51	47	81.8	76	58.9	68.7	71.7	68.0
Chromium-Hexavalent	mg/L	NA	NA	NA	NA	0.02	NA	0.01	NA	NA	NA
Chromium-Total	mg/L	0.0062	ND	ND	ND	0.248	NA	0.0019	NA	NA	NA
Cobalt	mg/L	NA	NA	NA	NA	**0.004**	NA	0.001	NA	NA	NA
Copper	mg/L	0.007	ND	0.001	ND	0.364	NA	0.03	NA	NA	NA
Iron	mg/L	0.014	0.02	0.03	0.01	1.24	2.4	0.07	0.07	0.07	0.07
Lead	mg/L	ND	ND	ND	ND	0.041	NA	0.001	NA	NA	NA
Magnesium	mg/L	NA	9	8	8	11.7	12	8.43	9.30	7.89	8.14
Manganese	mg/L	0.0014	0.07	0.09	0.01	0.516	0.70	0.05	0.05	0.015	0.05
Mercury	mg/L	ND	ND	ND	ND	0.0002	NA	0.0002	NA	NA	NA
Molybdenum	mg/L	ND	ND	ND	ND	0.009	NA	0.0051	NA	NA	NA
Nickel	mg/L	ND	ND	ND	ND	0.124	NA	0.005	NA	NA	NA
Phosphorus	mg/L	ND	NA	NA	NA	0.17	0.26	0.06	NA	NA	NA
Potassium	mg/L	ND	3	3	3	3.16	3.2	2.49	3.00	2.19	2.24
Selenium	mg/L	0.027	0.02	0.18	ND	**0.034**	NA	0.004	NA	NA	NA
Silver	mg/L	ND	ND	ND	ND	0.013	NA	0.003	NA	NA	NA
Sodium	mg/L	26	12	10	10	13.6	14	11.9	9.50	7.69	9.71
Thallium	mg/L	ND	NA	NA	NA	0.025	NA	0.001	NA	NA	NA
Tin	mg/L	NA	NA	NA	NA	NA	NA	NA	NA	NA	NA
Vanadium	mg/L	ND	ND	ND	ND	0.002	NA	0.022	NA	NA	NA
Zinc	mg/L	0.029	0.01	0.01	ND	0.108	0.24	**0.013**	0.01	0.01	0.01
VOLATILE ORGANIC COMPOUNDS											
1,1-Dichloroethane	µg/L	NA	NA	NA	NA	0.35	0.35	0.19	0.19	0.19	0.19
1,1-Dichloroethene	µg/L	NA	NA	NA	NA	NA	NA	NA	NA	NA	NA
1,2-Dichloropropane	µg/L	ND	ND	ND	ND	0.2	0.2	0.16	0.16	0.16	0.16
Benzene	µg/L	NA	NA	NA	NA	NA	NA	NA	0.11	0.11	0.11
Carbon Disulfide	µg/L	NA	NA	NA	NA	NA	NA	NA	NA	NA	NA
Chloroform	µg/L	ND	ND	ND	ND	0.2	0.2	0.26	0.26	0.26	0.26
Dichlorodifluoromethane	µg/L	ND	ND	ND	ND	0.08	0.35	0.29	0.29	0.29	0.29
Methylene Chloride	µg/L	NA	NA	NA	NA	0.7	0.2	0.17	0.17	**0.06**[(5)]	0.17
Tetrachloroethene	µg/L	ND	ND	ND	ND	0.08	0.35	0.16	0.16	**0.24**	0.16
Toluene	µg/L	ND	ND	ND	ND	5.2	0.2	**0.26**	0.10	0.10	0.10
Trichloroethene	µg/L	ND	ND	ND	ND	0.5	0.2	0.31	0.31	0.31	0.31
Trichlorofluoromethane	µg/L	ND	ND	ND	ND	0.5	0.35	0.23	0.23	0.23	0.23
SEMI-VOLATILE ORGANIC COMPOUNDS											
Dimethylphthalate	µg/L	NA	NA	NA	NA	NA	NA	12.4	NA	NA	NA
HERBICIDES, PESTICIDES & PCBs: ND											

[EA] (Extended analysis) - Appendix I and Appendix II constituents analyzed. Other monitoring periods analyzed for routine monitoring parameters. Only detected compounds included above.

TABLE 5-5 (CONT'D)
MID-VALLEY SANITARY LANDFILL
HISTORICAL SUMMARY - MONITORING WELL F-3

ANALYTE	UNITS	Nov 1995	Feb 1996	May 1996	Jul 1996	Jul-96 Retest	Oct 1996	Jan 1997	Apr 1997	Jul 1997	Oct 1997
FIELD PARAMETERS											
Dissolved Oxygen (DO)	mg/L	NA	NA	NA	NA	NA	NA	NA	NA	NA	NA
Oxidation-Reduction Potential	mV	NA	NA	NA	NA	NA	NA	NA	NA	NA	NA
pH	units	7.04	7.59	7.48	7.41	7.40	6.98	7.0	7.2	6.89	7.39
Specific Conductance	µmhos/cm	380	396	413	380	382	399	381	366	415	NA
Temperature	C°	12	NA	NA	NA	NA	NA	NA	NA	NA	NA
Turbidity	NTU	NA	NA	NA	NA	NA	NA	NA	NA	NA	NA
GENERAL CHEMISTRY											
Alkalinity	mg/L	NA	NA	NA	NA	NA	NA	NA	NA	NA	NA
Anions	meq/L	NA	NA	NA	NA	NA	NA	NA	NA	NA	NA
Bicarbonate	mg/L	NA	NA	NA	NA	NA	NA	NA	NA	NA	NA
Carbonate	mg/L	NA	NA	NA	NA	NA	NA	NA	NA	NA	NA
Cations	meq/L	NA	NA	NA	NA	NA	NA	NA	NA	NA	NA
Chemical Oxygen Demand (COD)	mg/L	NA	NA	NA	NA	NA	NA	NA	NA	NA	NA
Chloride	mg/L	6.0	5.0	5.0	6.0	5.0	6.0	10	**8.0**	6.0	**6.5**
Cyanide	mg/L	NA	NA	NA	NA	NA	NA	NA	NA	NA	NA
Fluoride	mg/L	NA	NA	NA	NA	NA	NA	NA	NA	NA	NA
Hardness	mg/L	180	194	174	178	180	178	190	188	NA	NA
Hydroxide	mg/L	NA	NA	NA	NA	NA	NA	NA	NA	NA	NA
Nitrate (as N)	mg/L	4.65	4.7	4.7	3.41	NA	3.69	3.6	1.63	6.09	6.5
ortho-Phosphate Phosphorus	mg/L	NA	NA	NA	NA	NA	NA	NA	NA	NA	NA
Perchlorate	mg/L	NA	NA	NA	NA	NA	NA	NA	NA	NA	0.0016
Sulfate	mg/L	16.0	15	14	14.5	NA	20	18	18.4	21	22
Sulfide	mg/L	NA	NA	NA	NA	NA	NA	NA	NA	NA	NA
Total Dissolved Solids (TDS)	mg/L	250	231	244	244	246	244	250	232	274	256
Total Organic Carbon (TOC)	mg/L	NA	NA	NA	NA	NA	NA	NA	NA	NA	NA
Total Organic Halides (TOX)	mg/L	NA	NA	NA	NA	NA	NA	NA	NA	NA	NA
METALS											
Aluminum	mg/L	NA	NA	NA	NA	NA	NA	NA	NA	NA	NA
Antimony	mg/L	NA	NA	NA	NA	NA	NA	NA	NA	NA	NA
Arsenic	mg/L	NA	NA	NA	NA	NA	NA	NA	NA	NA	NA
Barium	mg/L	NA	NA	NA	NA	NA	NA	NA	NA	NA	NA
Beryllium	mg/L	NA	NA	NA	NA	NA	NA	NA	NA	NA	NA
Boron	mg/L	NA	NA	NA	NA	NA	NA	NA	NA	NA	NA
Cadmium	mg/L	NA	NA	NA	NA	NA	NA	NA	NA	NA	NA
Calcium	mg/L	73.0	68.0	61.0	62.0	NA	59.8	55.9	59	70	55
Chromium-Hexavalent	mg/L	NA	NA	NA	NA	NA	NA	NA	NA	NA	NA
Chromium-Total	mg/L	NA	NA	NA	NA	NA	NA	NA	NA	NA	NA
Cobalt	mg/L	NA	NA	NA	NA	NA	NA	NA	NA	NA	NA
Copper	mg/L	NA	NA	NA	NA	NA	NA	NA	NA	NA	NA
Iron	mg/L	0.180	0.02	0.006	0.199	NA	0.1	0.1	0.06	NA	NA
Lead	mg/L	NA	NA	NA	NA	NA	NA	NA	NA	NA	NA
Magnesium	mg/L	8.50	10.0	9.00	8.44	NA	8.75	8.12	8.9	9.7	9.9
Manganese	mg/L	0.05	0.006	0.002	0.0052	NA	**0.00036**	0.03	0.02	NA	NA
Mercury	mg/L	NA	NA	NA	NA	NA	NA	NA	NA	NA	NA
Molybdenum	mg/L	NA	NA	NA	NA	NA	NA	NA	NA	NA	NA
Nickel	mg/L	NA	NA	NA	NA	NA	NA	NA	NA	NA	NA
Phosphorus	mg/L	NA	NA	NA	NA	NA	NA	NA	NA	NA	NA
Potassium	mg/L	2.60	2.7	2.3	2.65	NA	2.57	2.17	2.9	NA	NA
Selenium	mg/L	NA	NA	NA	NA	NA	NA	NA	NA	NA	NA
Silver	mg/L	NA	NA	NA	NA	NA	NA	NA	NA	NA	NA
Sodium	mg/L	9.90	15.0	10.0	10.2	NA	8.59	11.1	8.7	11	14
Thallium	mg/L	NA	NA	NA	NA	NA	NA	NA	NA	NA	NA
Tin	mg/L	NA	NA	NA	NA	NA	NA	NA	NA	NA	NA
Vanadium	mg/L	NA	NA	NA	NA	NA	NA	NA	NA	NA	NA
Zinc	mg/L	0.020	**0.005**	0.003	0.028	NA	**0.032**	**0.0202**	0.085	NA	NA
VOLATILE ORGANIC COMPOUNDS											
1,1-Dichloroethane	µg/L	0.19	0.30	0.30	0.18	0.18	0.18	0.18	0.18	0.30	0.30
1,1-Dichloroethene	µg/L	NA	0.22	0.22	0.22	0.22	0.22	0.22	0.22	0.17	0.17
1,2-Dichloropropane	µg/L	0.16	0.30	0.30	0.22	0.22	0.22	0.22	0.22	0.26	0.26
Benzene	µg/L	0.11	0.20	0.20	0.24	0.24	0.24	0.24	0.24	0.16	0.16
Carbon Disulfide	µg/L	NA	NA	NA	NA	NA	NA	NA	NA	NA	NA
Chloroform	µg/L	3.5	0.50	0.50	0.13	0.13	0.13	0.13	0.13	0.17	0.17
Dichlorodifluoromethane	µg/L	0.30	0.30	0.30	0.29	0.29	0.29	0.29	0.29	0.22	0.22
Methylene Chloride	µg/L	0.17	1.2	1.2	0.28	0.28	0.28	0.28	0.28	0.21	0.21
Tetrachloroethene	µg/L	0.16	0.30	1.0	0.9	0.9	0.8	**0.44**	**0.36**	0.9	2.0
Toluene	µg/L	0.10	0.70	0.70	0.27	0.27	0.27	0.27	0.27	0.12	0.12
Trichloroethene	µg/L	0.31	0.30	0.30	0.19	0.19	0.19	0.19	0.19	0.17	0.17
Trichlorofluoromethane	µg/L	0.23	0.20	0.20	0.30	0.30	0.30	0.30	0.30	0.25	0.25
SEMI-VOLATILE ORGANIC COMPOUNDS											
Dimethylphthalate	µg/L	NA	NA	NA	NA	NA	NA	NA	NA	NA	NA
HERBICIDES, PESTICIDES & PCBs: ND											

[EA] (Extended analysis) - Appendix I and Appendix II constituents analyzed. Other monitoring periods analyzed for routine monitoring parameters. Only detected compounds included above.

TABLE 5-5 (CONT'D)
MID-VALLEY SANITARY LANDFILL
HISTORICAL SUMMARY - MONITORING WELL F-3

ANALYTE	UNITS	Jan 1998	Apr 1998	Jul 1998	Oct 1998	Jan 1999	Apr 1999	Jul 1999	Oct 1999	Jan 2000	Apr 2000
FIELD PARAMETERS											
Dissolved Oxygen (DO)	mg/L	NA	NA	NA	NA	5.9	5.6	8.1	5.7	7.4	7.5
Oxidation-Reduction Potential	mV	NA	NA	NA	NA	NA	NA	NA	NA	NA	NA
pH	units	7.46	7.2	7.3	7.3	7.37	7.3	7.7	7.9	7.8	7.6
Specific Conductance	µmhos/cm	NA	NA	NA	NA	NA	NA	NA	NA	NA	220
Temperature	C°	NA	NA	NA	NA	19	20	19	20	19	19
Turbidity	NTU	NA	NA	NA	NA	NA	NA	NA	NA	NA	1
GENERAL CHEMISTRY											
Alkalinity	mg/L	NA	NA	NA	NA	NA	NA	NA	NA	NA	NA
Anions	meq/L	NA	NA	NA	NA	NA	NA	NA	NA	NA	NA
Bicarbonate	mg/L	NA	NA	NA	NA	NA	NA	NA	NA	NA	NA
Carbonate	mg/L	NA	NA	NA	NA	NA	NA	NA	NA	NA	NA
Cations	meq/L	NA	NA	NA	NA	NA	NA	NA	NA	NA	NA
Chemical Oxygen Demand (COD)	mg/L	NA	NA	NA	NA	NA	NA	NA	NA	NA	NA
Chloride	mg/L	6.0	**6.0**	6.0	6.0	**3.0**	**4.1**	3	4	4	5
Cyanide	mg/L	NA	NA	NA	NA	NA	NA	NA	NA	NA	NA
Fluoride	mg/L	NA	NA	NA	NA	NA	NA	NA	NA	NA	NA
Hardness	mg/L	NA	NA	NA	NA	NA	NA	NA	NA	NA	NA
Hydroxide	mg/L	NA	NA	NA	NA	NA	NA	NA	NA	NA	NA
Nitrate (as N)	mg/L	4.0	4.1	5.9	3.5	3.1	1.8	2.7	2.8	4.1	4.6
ortho-Phosphate Phosphorus	mg/L	NA	NA	NA	NA	NA	NA	NA	NA	NA	NA
Perchlorate	mg/L	NA	NA	NA	NA	NA	NA	NA	NA	NA	NA
Sulfate	mg/L	16.5	20	22	19	22	17	20	20	20	19
Sulfide	mg/L	NA	NA	NA	NA	NA	NA	NA	NA	NA	NA
Total Dissolved Solids (TDS)	mg/L	254	260	262	226	292	222	240	240	240	240
Total Organic Carbon (TOC)	mg/L	NA	NA	NA	NA	NA	NA	NA	NA	NA	NA
Total Organic Halides (TOX)	mg/L	NA	NA	NA	NA	NA	NA	NA	NA	NA	NA
METALS											
Aluminum	mg/L	NA	NA	NA	NA	NA	NA	NA	NA	NA	NA
Antimony	mg/L	NA	NA	NA	NA	NA	NA	NA	NA	NA	NA
Arsenic	mg/L	NA	NA	NA	NA	NA	NA	NA	NA	NA	NA
Barium	mg/L	NA	NA	NA	NA	NA	NA	NA	NA	NA	NA
Beryllium	mg/L	NA	NA	NA	NA	NA	NA	NA	NA	NA	NA
Boron	mg/L	NA	NA	NA	NA	NA	NA	NA	NA	NA	NA
Cadmium	mg/L	NA	NA	NA	NA	NA	NA	NA	NA	NA	NA
Calcium	mg/L	67	87	70	65	23	60	52	55	56	55
Chromium-Hexavalent	mg/L	NA	NA	NA	NA	NA	NA	NA	NA	NA	NA
Chromium-Total	mg/L	NA	NA	NA	NA	NA	NA	NA	NA	NA	NA
Cobalt	mg/L	NA	NA	NA	NA	NA	NA	NA	NA	NA	NA
Copper	mg/L	NA	NA	NA	NA	NA	NA	NA	NA	NA	NA
Iron	mg/L	NA	NA	NA	NA	NA	NA	NA	NA	NA	NA
Lead	mg/L	NA	NA	NA	NA	NA	NA	NA	NA	NA	NA
Magnesium	mg/L	9.1	9.7	8.9	9.5	10	9.5	8	8	7	8
Manganese	mg/L	NA	NA	NA	NA	NA	NA	NA	NA	NA	NA
Mercury	mg/L	NA	NA	NA	NA	NA	NA	NA	NA	NA	NA
Molybdenum	mg/L	NA	NA	NA	NA	NA	NA	NA	NA	NA	NA
Nickel	mg/L	NA	NA	NA	NA	NA	NA	NA	NA	NA	NA
Phosphorus	mg/L	NA	NA	NA	NA	NA	NA	NA	NA	NA	NA
Potassium	mg/L	NA	NA	NA	NA	NA	NA	NA	NA	NA	NA
Selenium	mg/L	NA	NA	NA	NA	NA	NA	NA	NA	NA	NA
Silver	mg/L	NA	NA	NA	NA	NA	NA	NA	NA	NA	NA
Sodium	mg/L	9.2	10	9.5	10	11	9.3	10	10	10	10
Thallium	mg/L	NA	NA	NA	NA	NA	NA	NA	NA	NA	NA
Tin	mg/L	NA	NA	NA	NA	NA	NA	NA	NA	NA	NA
Vanadium	mg/L	NA	NA	NA	NA	NA	NA	NA	NA	NA	NA
Zinc	mg/L	NA	NA	NA	NA	NA	NA	NA	NA	NA	NA
VOLATILE ORGANIC COMPOUNDS											
1,1-Dichloroethane	µg/L	0.30	0.30	0.30	0.30	0.30	0.30	0.31	0.31	0.31	0.39
1,1-Dichloroethene	µg/L	0.17	0.17	0.17	0.17	0.17	19	0.19	0.19	0.19	0.39
1,2-Dichloropropane	µg/L	0.26	0.26	0.26	0.26	0.26	0.26	0.20	0.20	0.20	0.23
Benzene	µg/L	0.16	0.16	0.16	0.16	0.16	10	0.15	0.15	0.15	0.24
Carbon Disulfide	µg/L	NA	NA	NA	NA	NA	NA	0.42	0.42	0.42	0.44
Chloroform	µg/L	0.17	0.17	0.17	0.17	0.17	0.17	0.24	0.24	0.24	0.30
Dichlorodifluoromethane	µg/L	0.22	0.22	0.22	0.22	**0.25**	0.22	0.24	0.24	0.24	0.48
Methylene Chloride	µg/L	0.21	**0.28**	0.21	0.21	0.21	0.21	0.27	0.27	0.27	0.42
Tetrachloroethene	µg/L	1.4	1.9	1.3	0.8	0.8	0.32	0.34	**0.40**	0.9	1
Toluene	µg/L	**0.34**[5]	0.12	0.12	0.12	**0.16**[5]	9.9	0.14	0.14	0.14	0.24
Trichloroethene	µg/L	**0.24**	**0.31**	**0.18**	0.17	0.17	7.7	0.17	0.17	0.17	0.35
Trichlorofluoromethane	µg/L	0.25	0.25	0.25	0.25	0.25	0.25	0.43	0.43	0.43	0.14
SEMI-VOLATILE ORGANIC COMPOUNDS											
Dimethylphthalate	µg/L	NA	NA	NA	NA	NA	NA	NA	NA	NA	NA
HERBICIDES, PESTICIDES & PCBs: ND											

[EA] (Extended analysis) - Appendix I and Appendix II constituents analyzed. Other monitoring periods analyzed for routine monitoring parameters. Only detected compounds included above.

TABLE 5-5 (CONT'D)
MID-VALLEY SANITARY LANDFILL
HISTORICAL SUMMARY - MONITORING WELL F-3

ANALYTE	UNITS	Jul 2000	Oct[EA] 2000	Jan 2001	Apr 2001	Jul 2001	Oct 2001	Jan 2002	Apr 2002	Jul 2002	Oct 2002
FIELD PARAMETERS											
Dissolved Oxygen (DO)	mg/L	7.8	6.1	6.1	4.6	5.6	2.9	1.9	DRY	NA	NA
Oxidation-Reduction Potential	mV	NA	NA	NA	NA	NA	NA	NA	DRY	NA	NA
pH	units	7.5	7.6	7.7	7.0	7.7	7.4	6.9	DRY	NA	NA
Specific Conductance	µmhos/cm	350	420	360	370	400	370	420	DRY	NA	NA
Temperature	C°	20	19	19	20	19	19.5	19.6	DRY	NA	NA
Turbidity	NTU	0	0	0	0	0	0	0	DRY	NA	NA
GENERAL CHEMISTRY											
Alkalinity	mg/L	NA	170	NA	NA	NA	NA	NA	DRY	NA	NA
Anions	meq/L	NA	4.13	NA	NA	NA	NA	NA	DRY	NA	NA
Bicarbonate	mg/L	NA	200	NA	NA	NA	NA	NA	DRY	NA	NA
Carbonate	mg/L	NA	2	NA	NA	NA	NA	NA	DRY	NA	NA
Cations	meq/L	NA	4.36	NA	NA	NA	NA	NA	DRY	NA	NA
Chemical Oxygen Demand (COD)	mg/L	NA	4	NA	NA	NA	NA	NA	DRY	NA	NA
Chloride	mg/L	4	4	4	5	5	4	4	DRY	NA	NA
Cyanide	mg/L	NA	0.006	NA	NA	NA	NA	NA	DRY	NA	NA
Fluoride	mg/L	NA	0.3	NA	NA	NA	NA	NA	DRY	NA	NA
Hardness	mg/L	NA	190	NA	NA	NA	NA	NA	DRY	NA	NA
Hydroxide	mg/L	NA	2	NA	NA	NA	NA	NA	DRY	NA	NA
Nitrate (as N)	mg/L	5.3	4.5	4.8	5.5	6.3	5.4	3.3	DRY	NA	NA
ortho-Phosphate Phosphorus	mg/L	NA	**0.03**	NA	NA	NA	NA	NA	DRY	NA	NA
Perchlorate	mg/L	NA	NA	0.001	0.018	0.048	0.028	0.016	DRY	NA	NA
Sulfate	mg/L	20	18	19	17	15	17	18	DRY	NA	NA
Sulfide	mg/L	NA	0.2	NA	NA	NA	NA	NA	DRY	NA	NA
Total Dissolved Solids (TDS)	mg/L	260	280	250	260	260	260	260	DRY	NA	NA
Total Organic Carbon (TOC)	mg/L	NA	**0.22**	NA	NA	NA	NA	NA	DRY	NA	NA
Total Organic Halides (TOX)	mg/L	NA	0.005	NA	NA	NA	NA	NA	DRY	NA	NA
METALS											
Aluminum	mg/L	NA	NA	NA	NA	NA	NA	NA	DRY	NA	NA
Antimony	mg/L	NA	0.0001	NA	NA	NA	NA	NA	DRY	NA	NA
Arsenic	mg/L	NA	**0.00084**	NA	NA	NA	NA	NA	DRY	NA	NA
Barium	mg/L	NA	**0.021**	NA	NA	NA	NA	NA	DRY	NA	NA
Beryllium	mg/L	NA	0.0004	NA	NA	NA	NA	NA	DRY	NA	NA
Boron	mg/L	NA	**0.018**	NA	NA	NA	NA	NA	DRY	NA	NA
Cadmium	mg/L	NA	0.0001	NA	NA	NA	NA	NA	DRY	NA	NA
Calcium	mg/L	64	62	61	58	62	60	61	DRY	NA	NA
Chromium-Hexavalent	mg/L	NA	NA	NA	NA	NA	NA	NA	DRY	NA	NA
Chromium-Total	mg/L	NA	**0.0062**	NA	NA	NA	NA	NA	DRY	NA	NA
Cobalt	mg/L	NA	0.0001	NA	NA	NA	NA	NA	DRY	NA	NA
Copper	mg/L	NA	**0.00062**	NA	NA	NA	NA	NA	DRY	NA	NA
Iron	mg/L	NA	0.010	NA	NA	NA	NA	NA	DRY	NA	NA
Lead	mg/L	NA	0.0001	NA	NA	NA	NA	NA	DRY	NA	NA
Magnesium	mg/L	9	9	9	9	9	8	9	DRY	NA	NA
Manganese	mg/L	NA	**0.00058**	NA	NA	NA	NA	NA	DRY	NA	NA
Mercury	mg/L	NA	0.0004	NA	NA	NA	NA	NA	DRY	NA	NA
Molybdenum	mg/L	NA	NA	NA	NA	NA	NA	NA	DRY	NA	NA
Nickel	mg/L	NA	**0.0011**	NA	NA	NA	NA	NA	DRY	NA	NA
Phosphorus	mg/L	NA	**0.05**	NA	NA	NA	NA	NA	DRY	NA	NA
Potassium	mg/L	NA	3	NA	NA	NA	NA	NA	DRY	NA	NA
Selenium	mg/L	NA	0.0009	NA	NA	NA	NA	NA	DRY	NA	NA
Silver	mg/L	NA	0.0001	NA	NA	NA	NA	NA	DRY	NA	NA
Sodium	mg/L	11	10	11	10	11	11	11	DRY	NA	NA
Thallium	mg/L	NA	0.00006	NA	NA	NA	NA	NA	DRY	NA	NA
Tin	mg/L	NA	0.00008	NA	NA	NA	NA	NA	DRY	NA	NA
Vanadium	mg/L	NA	**0.0031**	NA	NA	NA	NA	NA	DRY	NA	NA
Zinc	mg/L	NA	**0.0061**	NA	NA	NA	NA	NA	DRY	NA	NA
VOLATILE ORGANIC COMPOUNDS											
1,1-Dichloroethane	µg/L	0.35	0.35	0.35	**0.40**	1	0.7	0.35	DRY	NA	NA
1,1-Dichloroethene	µg/L	0.34	0.34	0.34	0.34	0.34	0.34	0.34	DRY	NA	NA
1,2-Dichloropropane	µg/L	0.29	0.29	0.29	2.5	10	6.0	3.1	DRY	NA	NA
Benzene	µg/L	0.18	0.18	0.18	0.18	0.18	0.18	0.18	DRY	NA	NA
Carbon Disulfide	µg/L	0.26	0.26	0.26	0.26	0.26	**0.32**[(5)]	0.26	DRY	NA	NA
Chloroform	µg/L	0.28	0.28	0.28	0.28	**0.45**	**0.29**	0.28	DRY	NA	NA
Dichlorodifluoromethane	µg/L	0.22	0.22	0.22	0.22	0.22	**0.46**	0.22	DRY	NA	NA
Methylene Chloride	µg/L	0.27	0.27	0.27	**0.51**[(5)]	**0.87**[(5)]	**0.37**	0.27	DRY	NA	NA
Tetrachloroethene	µg/L	1.3	1.3	1.6	1.5	5.0	2.9	3.0	DRY	NA	NA
Toluene	µg/L	0.22	0.22	0.22	0.22	0.22	0.22	0.22	DRY	NA	NA
Trichloroethene	µg/L	0.27	**0.36**	**0.28**	2.4	15	7.4	5.7	DRY	NA	NA
Trichlorofluoromethane	µg/L	0.23	0.23	0.23	0.23	0.23	0.23	0.23	DRY	NA	NA
SEMI-VOLATILE ORGANIC COMPOUNDS											
Dimethylphthalate	µg/L	NA	**3.0**[(5)]	NA	NA	NA	NA	NA	DRY	NA	NA
HERBICIDES, PESTICIDES & PCBs: ND											

[EA] (Extended analysis) - Appendix I and Appendix II constituents analyzed. Other monitoring periods analyzed for routine monitoring parameters. Only detected compounds included above.

TABLE 5-5 (CONT'D)
MID-VALLEY SANITARY LANDFILL
HISTORICAL SUMMARY - MONITORING WELL F-3

ANALYTE	UNITS	Jan 2003	Apr 2003	Jul 2003	Oct 2003	Jan 2004	Apr 2004	Jul 2004	Oct 2004	Jan 2005	Apr 2005
FIELD PARAMETERS											
Dissolved Oxygen (DO)	mg/L	NA	NA	NA	NA	NA	NA	NA	NA	NA	DRY
Oxidation-Reduction Potential	mV	NA	NA	NA	NA	NA	NA	NA	NA	NA	DRY
pH	units	NA	NA	NA	NA	NA	NA	NA	NA	NA	DRY
Specific Conductance	µmhos/cm	NA	NA	NA	NA	NA	NA	NA	NA	NA	DRY
Temperature	C°	NA	NA	NA	NA	NA	NA	NA	NA	NA	DRY
Turbidity	NTU	NA	NA	NA	NA	NA	NA	NA	NA	NA	DRY
GENERAL CHEMISTRY											
Alkalinity	mg/L	NA	NA	NA	NA	NA	NA	NA	NA	NA	DRY
Anions	meq/L	NA	NA	NA	NA	NA	NA	NA	NA	NA	DRY
Bicarbonate	mg/L	NA	NA	NA	NA	NA	NA	NA	NA	NA	DRY
Carbonate	mg/L	NA	NA	NA	NA	NA	NA	NA	NA	NA	DRY
Cations	meq/L	NA	NA	NA	NA	NA	NA	NA	NA	NA	DRY
Chemical Oxygen Demand (COD)	mg/L	NA	NA	NA	NA	NA	NA	NA	NA	NA	DRY
Chloride	mg/L	NA	NA	NA	NA	NA	NA	NA	NA	NA	DRY
Cyanide	mg/L	NA	NA	NA	NA	NA	NA	NA	NA	NA	DRY
Fluoride	mg/L	NA	NA	NA	NA	NA	NA	NA	NA	NA	DRY
Hardness	mg/L	NA	NA	NA	NA	NA	NA	NA	NA	NA	DRY
Hydroxide	mg/L	NA	NA	NA	NA	NA	NA	NA	NA	NA	DRY
Nitrate (as N)	mg/L	NA	NA	NA	NA	NA	NA	NA	NA	NA	DRY
ortho-Phosphate Phosphorus	mg/L	NA	NA	NA	NA	NA	NA	NA	NA	NA	DRY
Perchlorate	mg/L	NA	NA	NA	NA	NA	NA	NA	NA	NA	DRY
Sulfate	mg/L	NA	NA	NA	NA	NA	NA	NA	NA	NA	DRY
Sulfide	mg/L	NA	NA	NA	NA	NA	NA	NA	NA	NA	DRY
Total Dissolved Solids (TDS)	mg/L	NA	NA	NA	NA	NA	NA	NA	NA	NA	DRY
Total Organic Carbon (TOC)	mg/L	NA	NA	NA	NA	NA	NA	NA	NA	NA	DRY
Total Organic Halides (TOX)	mg/L	NA	NA	NA	NA	NA	NA	NA	NA	NA	DRY
METALS											
Aluminum	mg/L	NA	NA	NA	NA	NA	NA	NA	NA	NA	DRY
Antimony	mg/L	NA	NA	NA	NA	NA	NA	NA	NA	NA	DRY
Arsenic	mg/L	NA	NA	NA	NA	NA	NA	NA	NA	NA	DRY
Barium	mg/L	NA	NA	NA	NA	NA	NA	NA	NA	NA	DRY
Beryllium	mg/L	NA	NA	NA	NA	NA	NA	NA	NA	NA	DRY
Boron	mg/L	NA	NA	NA	NA	NA	NA	NA	NA	NA	DRY
Cadmium	mg/L	NA	NA	NA	NA	NA	NA	NA	NA	NA	DRY
Calcium	mg/L	NA	NA	NA	NA	NA	NA	NA	NA	NA	DRY
Chromium-Hexavalent	mg/L	NA	NA	NA	NA	NA	NA	NA	NA	NA	DRY
Chromium-Total	mg/L	NA	NA	NA	NA	NA	NA	NA	NA	NA	DRY
Cobalt	mg/L	NA	NA	NA	NA	NA	NA	NA	NA	NA	DRY
Copper	mg/L	NA	NA	NA	NA	NA	NA	NA	NA	NA	DRY
Iron	mg/L	NA	NA	NA	NA	NA	NA	NA	NA	NA	DRY
Lead	mg/L	NA	NA	NA	NA	NA	NA	NA	NA	NA	DRY
Magnesium	mg/L	NA	NA	NA	NA	NA	NA	NA	NA	NA	DRY
Manganese	mg/L	NA	NA	NA	NA	NA	NA	NA	NA	NA	DRY
Mercury	mg/L	NA	NA	NA	NA	NA	NA	NA	NA	NA	DRY
Molybdenum	mg/L	NA	NA	NA	NA	NA	NA	NA	NA	NA	DRY
Nickel	mg/L	NA	NA	NA	NA	NA	NA	NA	NA	NA	DRY
Phosphorus	mg/L	NA	NA	NA	NA	NA	NA	NA	NA	NA	DRY
Potassium	mg/L	NA	NA	NA	NA	NA	NA	NA	NA	NA	DRY
Selenium	mg/L	NA	NA	NA	NA	NA	NA	NA	NA	NA	DRY
Silver	mg/L	NA	NA	NA	NA	NA	NA	NA	NA	NA	DRY
Sodium	mg/L	NA	NA	NA	NA	NA	NA	NA	NA	NA	DRY
Thallium	mg/L	NA	NA	NA	NA	NA	NA	NA	NA	NA	DRY
Tin	mg/L	NA	NA	NA	NA	NA	NA	NA	NA	NA	DRY
Vanadium	mg/L	NA	NA	NA	NA	NA	NA	NA	NA	NA	DRY
Zinc	mg/L	NA	NA	NA	NA	NA	NA	NA	NA	NA	DRY
VOLATILE ORGANIC COMPOUNDS											
1,1-Dichloroethane	µg/L	NA	NA	NA	NA	NA	NA	NA	NA	NA	DRY
1,1-Dichloroethene	µg/L	NA	NA	NA	NA	NA	NA	NA	NA	NA	DRY
1,2-Dichloropropane	µg/L	NA	NA	NA	NA	NA	NA	NA	NA	NA	DRY
Benzene	µg/L	NA	NA	NA	NA	NA	NA	NA	NA	NA	DRY
Carbon Disulfide	µg/L	NA	NA	NA	NA	NA	NA	NA	NA	NA	DRY
Chloroform	µg/L	NA	NA	NA	NA	NA	NA	NA	NA	NA	DRY
Dichlorodifluoromethane	µg/L	NA	NA	NA	NA	NA	NA	NA	NA	NA	DRY
Methylene Chloride	µg/L	NA	NA	NA	NA	NA	NA	NA	NA	NA	DRY
Tetrachloroethene	µg/L	NA	NA	NA	NA	NA	NA	NA	NA	NA	DRY
Toluene	µg/L	NA	NA	NA	NA	NA	NA	NA	NA	NA	DRY
Trichloroethene	µg/L	NA	NA	NA	NA	NA	NA	NA	NA	NA	DRY
Trichlorofluoromethane	µg/L	NA	NA	NA	NA	NA	NA	NA	NA	NA	DRY
SEMI-VOLATILE ORGANIC COMPOUNDS											
Dimethylphthalate	µg/L	NA	NA	NA	NA	NA	NA	NA	NA	NA	DRY
HERBICIDES, PESTICIDES & PCBs: ND											

[EA] (Extended analysis) - Appendix I and Appendix II constituents analyzed. Other monitoring periods analyzed for routine monitoring parameters. Only detected compounds included above.

TABLE 5-5 (CONT'D)
MID-VALLEY SANITARY LANDFILL
HISTORICAL SUMMARY - MONITORING WELL F-3

ANALYTE	UNITS	Jul 2005	Oct 2005	Jan 2006	Apr 2006	Jul 2006	Oct 2006	Jan 2007	Apr 2007	Jul 2007	Oct 2007
FIELD PARAMETERS											
Dissolved Oxygen (DO)	mg/L	DRY	DRY	DRY	DRY	DRY	6.1	8.7	6.0	4.3	6.7
Oxidation-Reduction Potential	mV	DRY	DRY	DRY	DRY	DRY	NA	NA	NA	NA	NA
pH	units	DRY	DRY	DRY	DRY	DRY	7.0	7.2	6.5	6.9	7.2
Specific Conductance	µmhos/cm	DRY	DRY	DRY	DRY	DRY	420	250	150	370	190
Temperature	C°	DRY	DRY	DRY	DRY	DRY	19.9	20.8	22.1	20.8	21
Turbidity	NTU	DRY	DRY	DRY	DRY	DRY	73	13.8	23.1	0	0
GENERAL CHEMISTRY											
Alkalinity	mg/L	DRY	DRY	DRY	DRY	DRY	NA	NA	NA	NA	NA
Anions	meq/L	DRY	DRY	DRY	DRY	DRY	NA	NA	NA	NA	NA
Bicarbonate	mg/L	DRY	DRY	DRY	DRY	DRY	NA	NA	NA	NA	NA
Carbonate	mg/L	DRY	DRY	DRY	DRY	DRY	NA	NA	NA	NA	NA
Cations	meq/L	DRY	DRY	DRY	DRY	DRY	NA	NA	NA	NA	NA
Chemical Oxygen Demand (COD)	mg/L	DRY	DRY	DRY	DRY	DRY	NA	NA	NA	NA	NA
Chloride	mg/L	DRY	DRY	DRY	DRY	DRY	3.9	4.1	4.4	4.2	4.1
Cyanide	mg/L	DRY	DRY	DRY	DRY	DRY	NA	NA	NA	NA	NA
Fluoride	mg/L	DRY	DRY	DRY	DRY	DRY	NA	NA	NA	NA	NA
Hardness	mg/L	DRY	DRY	DRY	DRY	DRY	NA	NA	NA	NA	NA
Hydroxide	mg/L	DRY	DRY	DRY	DRY	DRY	NA	NA	NA	NA	NA
Nitrate (as N)	mg/L	DRY	DRY	DRY	DRY	DRY	0.47	4.5	5.2	4.7	4.6
ortho-Phosphate Phosphorus	mg/L	DRY	DRY	DRY	DRY	DRY	NA	NA	NA	NA	NA
Perchlorate	mg/L	DRY	DRY	DRY	DRY	DRY	0.00046	0.00046	**0.0016**	0.00046	0.00046
Sulfate	mg/L	DRY	DRY	DRY	DRY	DRY	17	15	16	16	17
Sulfide	mg/L	DRY	DRY	DRY	DRY	DRY	NA	NA	NA	NA	NA
Total Dissolved Solids (TDS)	mg/L	DRY	DRY	DRY	DRY	DRY	260	250	240	220	220
Total Organic Carbon (TOC)	mg/L	DRY	DRY	DRY	DRY	DRY	NA	NA	NA	NA	NA
Total Organic Halides (TOX)	mg/L	DRY	DRY	DRY	DRY	DRY	NA	NA	NA	NA	NA
METALS											
Aluminum	mg/L	DRY	DRY	DRY	DRY	DRY	NA	NA	NA	NA	NA
Antimony	mg/L	DRY	DRY	DRY	DRY	DRY	NA	NA	NA	NA	NA
Arsenic	mg/L	DRY	DRY	DRY	DRY	DRY	NA	NA	NA	NA	NA
Barium	mg/L	DRY	DRY	DRY	DRY	DRY	NA	NA	NA	NA	NA
Beryllium	mg/L	DRY	DRY	DRY	DRY	DRY	NA	NA	NA	NA	NA
Boron	mg/L	DRY	DRY	DRY	DRY	DRY	NA	NA	NA	NA	NA
Cadmium	mg/L	DRY	DRY	DRY	DRY	DRY	NA	NA	NA	NA	NA
Calcium	mg/L	DRY	DRY	DRY	DRY	DRY	62	68	57	59	59
Chromium-Hexavalent	mg/L	DRY	DRY	DRY	DRY	DRY	NA	NA	NA	NA	NA
Chromium-Total	mg/L	DRY	DRY	DRY	DRY	DRY	NA	NA	NA	NA	NA
Cobalt	mg/L	DRY	DRY	DRY	DRY	DRY	NA	NA	NA	NA	NA
Copper	mg/L	DRY	DRY	DRY	DRY	DRY	NA	NA	NA	NA	NA
Iron	mg/L	DRY	DRY	DRY	DRY	DRY	NA	NA	NA	NA	NA
Lead	mg/L	DRY	DRY	DRY	DRY	DRY	NA	NA	NA	NA	NA
Magnesium	mg/L	DRY	DRY	DRY	DRY	DRY	8.8	9.0	8.2	8.7	9.0
Manganese	mg/L	DRY	DRY	DRY	DRY	DRY	NA	NA	NA	NA	NA
Mercury	mg/L	DRY	DRY	DRY	DRY	DRY	NA	NA	NA	NA	NA
Molybdenum	mg/L	DRY	DRY	DRY	DRY	DRY	NA	NA	NA	NA	NA
Nickel	mg/L	DRY	DRY	DRY	DRY	DRY	NA	NA	NA	NA	NA
Phosphorus	mg/L	DRY	DRY	DRY	DRY	DRY	NA	NA	NA	NA	NA
Potassium	mg/L	DRY	DRY	DRY	DRY	DRY	NA	NA	NA	NA	NA
Selenium	mg/L	DRY	DRY	DRY	DRY	DRY	NA	NA	NA	NA	NA
Silver	mg/L	DRY	DRY	DRY	DRY	DRY	NA	NA	NA	NA	NA
Sodium	mg/L	DRY	DRY	DRY	DRY	DRY	11	12	10	11	12
Thallium	mg/L	DRY	DRY	DRY	DRY	DRY	NA	NA	NA	NA	NA
Tin	mg/L	DRY	DRY	DRY	DRY	DRY	NA	NA	NA	NA	NA
Vanadium	mg/L	DRY	DRY	DRY	DRY	DRY	NA	NA	NA	NA	NA
Zinc	mg/L	DRY	DRY	DRY	DRY	DRY	NA	NA	NA	NA	NA
VOLATILE ORGANIC COMPOUNDS											
1,1-Dichloroethane	µg/L	DRY	DRY	DRY	DRY	DRY	0.17	0.17	0.11	**0.14**	**0.11**
1,1-Dichloroethene	µg/L	DRY	DRY	DRY	DRY	DRY	0.15	0.15	0.12	0.12	0.12
1,2-Dichloropropane	µg/L	DRY	DRY	DRY	DRY	DRY	**0.32**	0.16	0.12	0.12	0.12
Benzene	µg/L	DRY	DRY	DRY	DRY	DRY	0.13	0.13	0.14	0.12	0.12
Carbon Disulfide	µg/L	DRY	DRY	DRY	DRY	DRY	0.38	0.38	0.24	0.24	0.24
Chloroform	µg/L	DRY	DRY	DRY	DRY	DRY	0.11	0.11	0.098	0.098	0.098
Dichlorodifluoromethane	µg/L	DRY	DRY	DRY	DRY	DRY	0.65	0.73	0.64	0.61	0.61
Methylene Chloride	µg/L	DRY	DRY	DRY	DRY	DRY	0.44	0.44	0.16	0.16	0.16
Tetrachloroethene	µg/L	DRY	DRY	DRY	DRY	DRY	0.80	1.0	1.2	1.4	1.4
Toluene	µg/L	DRY	DRY	DRY	DRY	DRY	0.15	0.15	0.12	0.12	0.12
Trichloroethene	µg/L	DRY	DRY	DRY	DRY	DRY	0.18	**0.34**	**0.13**	**0.28**	**0.19**
Trichlorofluoromethane	µg/L	DRY	DRY	DRY	DRY	DRY	**0.27**	**0.27**	**0.26**	**0.26**	**0.27**
SEMI-VOLATILE ORGANIC COMPOUNDS											
Dimethylphthalate	µg/L	DRY	DRY	DRY	DRY	DRY	NA	NA	NA	NA	NA
HERBICIDES, PESTICIDES & PCBs: ND											

[EA] (Extended analysis) - Appendix I and Appendix II constituents analyzed. Other monitoring periods analyzed for routine monitoring parameters. Only detected compounds included above.

TABLE 5-5 (CONT'D)
MID-VALLEY SANITARY LANDFILL
HISTORICAL SUMMARY - MONITORING WELL F-3

ANALYTE	UNITS	Jan 2008	Apr 2008	Jul 2008	Oct 2008	Jan 2009	Apr 2009	Jul 2009	Oct 2009	Jan 2010	Apr 2010
FIELD PARAMETERS											
Dissolved Oxygen (DO)	mg/L	6.7	7.5	NA	DRY	NA	DRY	DRY	DRY	DRY	DRY
Oxidation-Reduction Potential	mV	NA	NA	NA	DRY	NA	DRY	DRY	DRY	DRY	DRY
pH	units	6.1[E]	7.1	NA	DRY	NA	DRY	DRY	DRY	DRY	DRY
Specific Conductance	µmhos/cm	320	500	NA	DRY	NA	DRY	DRY	DRY	DRY	DRY
Temperature	C°	20.2	20.8	NA	DRY	NA	DRY	DRY	DRY	DRY	DRY
Turbidity	NTU	0	0	NA	DRY	NA	DRY	DRY	DRY	DRY	DRY
GENERAL CHEMISTRY											
Alkalinity	mg/L	NA	NA	NA	DRY	NA	DRY	DRY	DRY	DRY	DRY
Anions	meq/L	NA	NA	NA	DRY	NA	DRY	DRY	DRY	DRY	DRY
Bicarbonate	mg/L	NA	NA	NA	DRY	NA	DRY	DRY	DRY	DRY	DRY
Carbonate	mg/L	NA	NA	NA	DRY	NA	DRY	DRY	DRY	DRY	DRY
Cations	meq/L	NA	NA	NA	DRY	NA	DRY	DRY	DRY	DRY	DRY
Chemical Oxygen Demand (COD)	mg/L	NA	NA	NA	DRY	NA	DRY	DRY	DRY	DRY	DRY
Chloride	mg/L	4.0	4.9	NA	DRY	NA	DRY	DRY	DRY	DRY	DRY
Cyanide	mg/L	NA	NA	NA	DRY	NA	DRY	DRY	DRY	DRY	DRY
Fluoride	mg/L	NA	NA	NA	DRY	NA	DRY	DRY	DRY	DRY	DRY
Hardness	mg/L	NA	NA	NA	DRY	NA	DRY	DRY	DRY	DRY	DRY
Hydroxide	mg/L	NA	NA	NA	DRY	NA	DRY	DRY	DRY	DRY	DRY
Nitrate (as N)	mg/L	5.1	5.3	NA	DRY	NA	DRY	DRY	DRY	DRY	DRY
ortho-Phosphate Phosphorus	mg/L	NA	NA	NA	DRY	NA	DRY	DRY	DRY	DRY	DRY
Perchlorate	mg/L	0.00030	0.00030	NA	DRY	NA	DRY	DRY	DRY	DRY	DRY
Sulfate	mg/L	18	18	NA	DRY	NA	DRY	DRY	DRY	DRY	DRY
Sulfide	mg/L	NA	NA	NA	DRY	NA	DRY	DRY	DRY	DRY	DRY
Total Dissolved Solids (TDS)	mg/L	280	260	NA	DRY	NA	DRY	DRY	DRY	DRY	DRY
Total Organic Carbon (TOC)	mg/L	NA	NA	NA	DRY	NA	DRY	DRY	DRY	DRY	DRY
Total Organic Halides (TOX)	mg/L	NA	NA	NA	DRY	NA	DRY	DRY	DRY	DRY	DRY
METALS											
Aluminum	mg/L	NA	NA	NA	DRY	NA	DRY	DRY	DRY	DRY	DRY
Antimony	mg/L	NA	NA	NA	DRY	NA	DRY	DRY	DRY	DRY	DRY
Arsenic	mg/L	NA	NA	NA	DRY	NA	DRY	DRY	DRY	DRY	DRY
Barium	mg/L	NA	NA	NA	DRY	NA	DRY	DRY	DRY	DRY	DRY
Beryllium	mg/L	NA	NA	NA	DRY	NA	DRY	DRY	DRY	DRY	DRY
Boron	mg/L	NA	NA	NA	DRY	NA	DRY	DRY	DRY	DRY	DRY
Cadmium	mg/L	NA	NA	NA	DRY	NA	DRY	DRY	DRY	DRY	DRY
Calcium	mg/L	58	62	NA	DRY	NA	DRY	DRY	DRY	DRY	DRY
Chromium-Hexavalent	mg/L	NA	NA	NA	DRY	NA	DRY	DRY	DRY	DRY	DRY
Chromium-Total	mg/L	NA	NA	NA	DRY	NA	DRY	DRY	DRY	DRY	DRY
Cobalt	mg/L	NA	NA	NA	DRY	NA	DRY	DRY	DRY	DRY	DRY
Copper	mg/L	NA	NA	NA	DRY	NA	DRY	DRY	DRY	DRY	DRY
Iron	mg/L	NA	NA	NA	DRY	NA	DRY	DRY	DRY	DRY	DRY
Lead	mg/L	NA	NA	NA	DRY	NA	DRY	DRY	DRY	DRY	DRY
Magnesium	mg/L	8.3	9.3	NA	DRY	NA	DRY	DRY	DRY	DRY	DRY
Manganese	mg/L	NA	NA	NA	DRY	NA	DRY	DRY	DRY	DRY	DRY
Mercury	mg/L	NA	NA	NA	DRY	NA	DRY	DRY	DRY	DRY	DRY
Molybdenum	mg/L	NA	NA	NA	DRY	NA	DRY	DRY	DRY	DRY	DRY
Nickel	mg/L	NA	NA	NA	DRY	NA	DRY	DRY	DRY	DRY	DRY
Phosphorus	mg/L	NA	NA	NA	DRY	NA	DRY	DRY	DRY	DRY	DRY
Potassium	mg/L	NA	NA	NA	DRY	NA	DRY	DRY	DRY	DRY	DRY
Selenium	mg/L	NA	NA	NA	DRY	NA	DRY	DRY	DRY	DRY	DRY
Silver	mg/L	NA	NA	NA	DRY	NA	DRY	DRY	DRY	DRY	DRY
Sodium	mg/L	10	11	NA	DRY	NA	DRY	DRY	DRY	DRY	DRY
Thallium	mg/L	NA	NA	NA	DRY	NA	DRY	DRY	DRY	DRY	DRY
Tin	mg/L	NA	NA	NA	DRY	NA	DRY	DRY	DRY	DRY	DRY
Vanadium	mg/L	NA	NA	NA	DRY	NA	DRY	DRY	DRY	DRY	DRY
Zinc	mg/L	NA	NA	NA	DRY	NA	DRY	DRY	DRY	DRY	DRY
VOLATILE ORGANIC COMPOUNDS											
1,1-Dichloroethane	µg/L	0.13	0.25	NA	DRY	NA	DRY	DRY	DRY	DRY	DRY
1,1-Dichloroethene	µg/L	0.16	0.29	NA	DRY	NA	DRY	DRY	DRY	DRY	DRY
1,2-Dichloropropane	µg/L	0.16	0.41	NA	DRY	NA	DRY	DRY	DRY	DRY	DRY
Benzene	µg/L	0.18	0.32	NA	DRY	NA	DRY	DRY	DRY	DRY	DRY
Carbon Disulfide	µg/L	0.40	0.40	NA	DRY	NA	DRY	DRY	DRY	DRY	DRY
Chloroform	µg/L	0.23	0.24	NA	DRY	NA	DRY	DRY	DRY	DRY	DRY
Dichlorodifluoromethane	µg/L	0.51	0.57	NA	DRY	NA	DRY	DRY	DRY	DRY	DRY
Methylene Chloride	µg/L	0.27	0.27	NA	DRY	NA	DRY	DRY	DRY	DRY	DRY
Tetrachloroethene	µg/L	1.9	2.4	NA	DRY	NA	DRY	DRY	DRY	DRY	DRY
Toluene	µg/L	0.14	0.24	NA	DRY	NA	DRY	DRY	DRY	DRY	DRY
Trichloroethene	µg/L	**0.30**	**0.34**	NA	DRY	NA	DRY	DRY	DRY	DRY	DRY
Trichlorofluoromethane	µg/L	0.22	0.28	NA	DRY	NA	DRY	DRY	DRY	DRY	DRY
SEMI-VOLATILE ORGANIC COMPOUNDS											
Dimethylphthalate	µg/L	NA	NA	NA	DRY	NA	DRY	DRY	DRY	DRY	DRY
HERBICIDES, PESTICIDES & PCBs: ND											

[EA] (Extended analysis) - Appendix I and Appendix II constituents analyzed. Other monitoring periods analyzed for routine monitoring parameters. Only detected compounds included above.

TABLE 5-5 (CONT'D)
MID-VALLEY SANITARY LANDFILL
HISTORICAL SUMMARY - MONITORING WELL F-3

ANALYTE	UNITS	Jul 2010	Oct 2010	Jan 2011	Apr 2011	Jul 2011	Oct 2011	Jan 2012	May 2012	Aug 2012	Nov 2012
FIELD PARAMETERS											
Dissolved Oxygen (DO)	mg/L	DRY	DRY	DRY	DRY	DRY	DRY	DRY	DRY	DRY	DRY
Oxidation-Reduction Potential	mV	DRY	DRY	DRY	DRY	DRY	DRY	DRY	DRY	DRY	DRY
pH	units	DRY	DRY	DRY	DRY	DRY	DRY	DRY	DRY	DRY	DRY
Specific Conductance	µmhos/cm	DRY	DRY	DRY	DRY	DRY	DRY	DRY	DRY	DRY	DRY
Temperature	C°	DRY	DRY	DRY	DRY	DRY	DRY	DRY	DRY	DRY	DRY
Turbidity	NTU	DRY	DRY	DRY	DRY	DRY	DRY	DRY	DRY	DRY	DRY
GENERAL CHEMISTRY											
Alkalinity	mg/L	DRY	DRY	DRY	DRY	DRY	DRY	DRY	DRY	DRY	DRY
Anions	meq/L	DRY	DRY	DRY	DRY	DRY	DRY	DRY	DRY	DRY	DRY
Bicarbonate	mg/L	DRY	DRY	DRY	DRY	DRY	DRY	DRY	DRY	DRY	DRY
Carbonate	mg/L	DRY	DRY	DRY	DRY	DRY	DRY	DRY	DRY	DRY	DRY
Cations	meq/L	DRY	DRY	DRY	DRY	DRY	DRY	DRY	DRY	DRY	DRY
Chemical Oxygen Demand (COD)	mg/L	DRY	DRY	DRY	DRY	DRY	DRY	DRY	DRY	DRY	DRY
Chloride	mg/L	DRY	DRY	DRY	DRY	DRY	DRY	DRY	DRY	DRY	DRY
Cyanide	mg/L	DRY	DRY	DRY	DRY	DRY	DRY	DRY	DRY	DRY	DRY
Fluoride	mg/L	DRY	DRY	DRY	DRY	DRY	DRY	DRY	DRY	DRY	DRY
Hardness	mg/L	DRY	DRY	DRY	DRY	DRY	DRY	DRY	DRY	DRY	DRY
Hydroxide	mg/L	DRY	DRY	DRY	DRY	DRY	DRY	DRY	DRY	DRY	DRY
Nitrate (as N)	mg/L	DRY	DRY	DRY	DRY	DRY	DRY	DRY	DRY	DRY	DRY
ortho-Phosphate Phosphorus	mg/L	DRY	DRY	DRY	DRY	DRY	DRY	DRY	DRY	DRY	DRY
Perchlorate	mg/L	DRY	DRY	DRY	DRY	DRY	DRY	DRY	DRY	DRY	DRY
Sulfate	mg/L	DRY	DRY	DRY	DRY	DRY	DRY	DRY	DRY	DRY	DRY
Sulfide	mg/L	DRY	DRY	DRY	DRY	DRY	DRY	DRY	DRY	DRY	DRY
Total Dissolved Solids (TDS)	mg/L	DRY	DRY	DRY	DRY	DRY	DRY	DRY	DRY	DRY	DRY
Total Organic Carbon (TOC)	mg/L	DRY	DRY	DRY	DRY	DRY	DRY	DRY	DRY	DRY	DRY
Total Organic Halides (TOX)	mg/L	DRY	DRY	DRY	DRY	DRY	DRY	DRY	DRY	DRY	DRY
METALS											
Aluminum	mg/L	DRY	DRY	DRY	DRY	DRY	DRY	DRY	DRY	DRY	DRY
Antimony	mg/L	DRY	DRY	DRY	DRY	DRY	DRY	DRY	DRY	DRY	DRY
Arsenic	mg/L	DRY	DRY	DRY	DRY	DRY	DRY	DRY	DRY	DRY	DRY
Barium	mg/L	DRY	DRY	DRY	DRY	DRY	DRY	DRY	DRY	DRY	DRY
Beryllium	mg/L	DRY	DRY	DRY	DRY	DRY	DRY	DRY	DRY	DRY	DRY
Boron	mg/L	DRY	DRY	DRY	DRY	DRY	DRY	DRY	DRY	DRY	DRY
Cadmium	mg/L	DRY	DRY	DRY	DRY	DRY	DRY	DRY	DRY	DRY	DRY
Calcium	mg/L	DRY	DRY	DRY	DRY	DRY	DRY	DRY	DRY	DRY	DRY
Chromium-Hexavalent	mg/L	DRY	DRY	DRY	DRY	DRY	DRY	DRY	DRY	DRY	DRY
Chromium-Total	mg/L	DRY	DRY	DRY	DRY	DRY	DRY	DRY	DRY	DRY	DRY
Cobalt	mg/L	DRY	DRY	DRY	DRY	DRY	DRY	DRY	DRY	DRY	DRY
Copper	mg/L	DRY	DRY	DRY	DRY	DRY	DRY	DRY	DRY	DRY	DRY
Iron	mg/L	DRY	DRY	DRY	DRY	DRY	DRY	DRY	DRY	DRY	DRY
Lead	mg/L	DRY	DRY	DRY	DRY	DRY	DRY	DRY	DRY	DRY	DRY
Magnesium	mg/L	DRY	DRY	DRY	DRY	DRY	DRY	DRY	DRY	DRY	DRY
Manganese	mg/L	DRY	DRY	DRY	DRY	DRY	DRY	DRY	DRY	DRY	DRY
Mercury	mg/L	DRY	DRY	DRY	DRY	DRY	DRY	DRY	DRY	DRY	DRY
Molybdenum	mg/L	DRY	DRY	DRY	DRY	DRY	DRY	DRY	DRY	DRY	DRY
Nickel	mg/L	DRY	DRY	DRY	DRY	DRY	DRY	DRY	DRY	DRY	DRY
Phosphorus	mg/L	DRY	DRY	DRY	DRY	DRY	DRY	DRY	DRY	DRY	DRY
Potassium	mg/L	DRY	DRY	DRY	DRY	DRY	DRY	DRY	DRY	DRY	DRY
Selenium	mg/L	DRY	DRY	DRY	DRY	DRY	DRY	DRY	DRY	DRY	DRY
Silver	mg/L	DRY	DRY	DRY	DRY	DRY	DRY	DRY	DRY	DRY	DRY
Sodium	mg/L	DRY	DRY	DRY	DRY	DRY	DRY	DRY	DRY	DRY	DRY
Thallium	mg/L	DRY	DRY	DRY	DRY	DRY	DRY	DRY	DRY	DRY	DRY
Tin	mg/L	DRY	DRY	DRY	DRY	DRY	DRY	DRY	DRY	DRY	DRY
Vanadium	mg/L	DRY	DRY	DRY	DRY	DRY	DRY	DRY	DRY	DRY	DRY
Zinc	mg/L	DRY	DRY	DRY	DRY	DRY	DRY	DRY	DRY	DRY	DRY
VOLATILE ORGANIC COMPOUNDS											
1,1-Dichloroethane	µg/L	DRY	DRY	DRY	DRY	DRY	DRY	DRY	DRY	DRY	DRY
1,1-Dichloroethene	µg/L	DRY	DRY	DRY	DRY	DRY	DRY	DRY	DRY	DRY	DRY
1,2-Dichloropropane	µg/L	DRY	DRY	DRY	DRY	DRY	DRY	DRY	DRY	DRY	DRY
Benzene	µg/L	DRY	DRY	DRY	DRY	DRY	DRY	DRY	DRY	DRY	DRY
Carbon Disulfide	µg/L	DRY	DRY	DRY	DRY	DRY	DRY	DRY	DRY	DRY	DRY
Chloroform	µg/L	DRY	DRY	DRY	DRY	DRY	DRY	DRY	DRY	DRY	DRY
Dichlorodifluoromethane	µg/L	DRY	DRY	DRY	DRY	DRY	DRY	DRY	DRY	DRY	DRY
Methylene Chloride	µg/L	DRY	DRY	DRY	DRY	DRY	DRY	DRY	DRY	DRY	DRY
Tetrachloroethene	µg/L	DRY	DRY	DRY	DRY	DRY	DRY	DRY	DRY	DRY	DRY
Toluene	µg/L	DRY	DRY	DRY	DRY	DRY	DRY	DRY	DRY	DRY	DRY
Trichloroethene	µg/L	DRY	DRY	DRY	DRY	DRY	DRY	DRY	DRY	DRY	DRY
Trichlorofluoromethane	µg/L	DRY	DRY	DRY	DRY	DRY	DRY	DRY	DRY	DRY	DRY
SEMI-VOLATILE ORGANIC COMPOUNDS											
Dimethylphthalate	µg/L	DRY	DRY	DRY	DRY	DRY	DRY	DRY	DRY	DRY	DRY
HERBICIDES, PESTICIDES & PCBs: ND											

[EA] (Extended analysis) - Appendix I and Appendix II constituents analyzed. Other monitoring periods analyzed for routine monitoring parameters. Only detected compounds included above.

TABLE 5-5 (CONT'D)
MID-VALLEY SANITARY LANDFILL
HISTORICAL SUMMARY - MONITORING WELL F-3

ANALYTE	UNITS	Feb 2013	May 2013	Aug 2013	Nov 2013	Feb 2014	May 2014	Aug 2014	Nov 2014
FIELD PARAMETERS									
Dissolved Oxygen (DO)	mg/L	DRY	DRY	DRY	DRY	DRY	DRY	DRY	DRY
Oxidation-Reduction Potential	mV	DRY	DRY	DRY	DRY	DRY	DRY	DRY	DRY
pH	units	DRY	DRY	DRY	DRY	DRY	DRY	DRY	DRY
Specific Conductance	µmhos/cm	DRY	DRY	DRY	DRY	DRY	DRY	DRY	DRY
Temperature	C°	DRY	DRY	DRY	DRY	DRY	DRY	DRY	DRY
Turbidity	NTU	DRY	DRY	DRY	DRY	DRY	DRY	DRY	DRY
GENERAL CHEMISTRY									
Alkalinity	mg/L	DRY	DRY	DRY	DRY	DRY	DRY	DRY	DRY
Anions	meq/L	DRY	DRY	DRY	DRY	DRY	DRY	DRY	DRY
Bicarbonate	mg/L	DRY	DRY	DRY	DRY	DRY	DRY	DRY	DRY
Carbonate	mg/L	DRY	DRY	DRY	DRY	DRY	DRY	DRY	DRY
Cations	meq/L	DRY	DRY	DRY	DRY	DRY	DRY	DRY	DRY
Chemical Oxygen Demand (COD)	mg/L	DRY	DRY	DRY	DRY	DRY	DRY	DRY	DRY
Chloride	mg/L	DRY	DRY	DRY	DRY	DRY	DRY	DRY	DRY
Cyanide	mg/L	DRY	DRY	DRY	DRY	DRY	DRY	DRY	DRY
Fluoride	mg/L	DRY	DRY	DRY	DRY	DRY	DRY	DRY	DRY
Hardness	mg/L	DRY	DRY	DRY	DRY	DRY	DRY	DRY	DRY
Hydroxide	mg/L	DRY	DRY	DRY	DRY	DRY	DRY	DRY	DRY
Nitrate (as N)	mg/L	DRY	DRY	DRY	DRY	DRY	DRY	DRY	DRY
ortho-Phosphate Phosphorus	mg/L	DRY	DRY	DRY	DRY	DRY	DRY	DRY	DRY
Perchlorate	mg/L	DRY	DRY	DRY	DRY	DRY	DRY	DRY	DRY
Sulfate	mg/L	DRY	DRY	DRY	DRY	DRY	DRY	DRY	DRY
Sulfide	mg/L	DRY	DRY	DRY	DRY	DRY	DRY	DRY	DRY
Total Dissolved Solids (TDS)	mg/L	DRY	DRY	DRY	DRY	DRY	DRY	DRY	DRY
Total Organic Carbon (TOC)	mg/L	DRY	DRY	DRY	DRY	DRY	DRY	DRY	DRY
Total Organic Halides (TOX)	mg/L	DRY	DRY	DRY	DRY	DRY	DRY	DRY	DRY
METALS									
Aluminum	mg/L	DRY	DRY	DRY	DRY	DRY	DRY	DRY	DRY
Antimony	mg/L	DRY	DRY	DRY	DRY	DRY	DRY	DRY	DRY
Arsenic	mg/L	DRY	DRY	DRY	DRY	DRY	DRY	DRY	DRY
Barium	mg/L	DRY	DRY	DRY	DRY	DRY	DRY	DRY	DRY
Beryllium	mg/L	DRY	DRY	DRY	DRY	DRY	DRY	DRY	DRY
Boron	mg/L	DRY	DRY	DRY	DRY	DRY	DRY	DRY	DRY
Cadmium	mg/L	DRY	DRY	DRY	DRY	DRY	DRY	DRY	DRY
Calcium	mg/L	DRY	DRY	DRY	DRY	DRY	DRY	DRY	DRY
Chromium-Hexavalent	mg/L	DRY	DRY	DRY	DRY	DRY	DRY	DRY	DRY
Chromium-Total	mg/L	DRY	DRY	DRY	DRY	DRY	DRY	DRY	DRY
Cobalt	mg/L	DRY	DRY	DRY	DRY	DRY	DRY	DRY	DRY
Copper	mg/L	DRY	DRY	DRY	DRY	DRY	DRY	DRY	DRY
Iron	mg/L	DRY	DRY	DRY	DRY	DRY	DRY	DRY	DRY
Lead	mg/L	DRY	DRY	DRY	DRY	DRY	DRY	DRY	DRY
Magnesium	mg/L	DRY	DRY	DRY	DRY	DRY	DRY	DRY	DRY
Manganese	mg/L	DRY	DRY	DRY	DRY	DRY	DRY	DRY	DRY
Mercury	mg/L	DRY	DRY	DRY	DRY	DRY	DRY	DRY	DRY
Molybdenum	mg/L	DRY	DRY	DRY	DRY	DRY	DRY	DRY	DRY
Nickel	mg/L	DRY	DRY	DRY	DRY	DRY	DRY	DRY	DRY
Phosphorus	mg/L	DRY	DRY	DRY	DRY	DRY	DRY	DRY	DRY
Potassium	mg/L	DRY	DRY	DRY	DRY	DRY	DRY	DRY	DRY
Selenium	mg/L	DRY	DRY	DRY	DRY	DRY	DRY	DRY	DRY
Silver	mg/L	DRY	DRY	DRY	DRY	DRY	DRY	DRY	DRY
Sodium	mg/L	DRY	DRY	DRY	DRY	DRY	DRY	DRY	DRY
Thallium	mg/L	DRY	DRY	DRY	DRY	DRY	DRY	DRY	DRY
Tin	mg/L	DRY	DRY	DRY	DRY	DRY	DRY	DRY	DRY
Vanadium	mg/L	DRY	DRY	DRY	DRY	DRY	DRY	DRY	DRY
Zinc	mg/L	DRY	DRY	DRY	DRY	DRY	DRY	DRY	DRY
VOLATILE ORGANIC COMPOUNDS									
1,1-Dichloroethane	µg/L	DRY	DRY	DRY	DRY	DRY	DRY	DRY	DRY
1,1-Dichloroethene	µg/L	DRY	DRY	DRY	DRY	DRY	DRY	DRY	DRY
1,2-Dichloropropane	µg/L	DRY	DRY	DRY	DRY	DRY	DRY	DRY	DRY
Benzene	µg/L	DRY	DRY	DRY	DRY	DRY	DRY	DRY	DRY
Carbon Disulfide	µg/L	DRY	DRY	DRY	DRY	DRY	DRY	DRY	DRY
Chloroform	µg/L	DRY	DRY	DRY	DRY	DRY	DRY	DRY	DRY
Dichlorodifluoromethane	µg/L	DRY	DRY	DRY	DRY	DRY	DRY	DRY	DRY
Methylene Chloride	µg/L	DRY	DRY	DRY	DRY	DRY	DRY	DRY	DRY
Tetrachloroethene	µg/L	DRY	DRY	DRY	DRY	DRY	DRY	DRY	DRY
Toluene	µg/L	DRY	DRY	DRY	DRY	DRY	DRY	DRY	DRY
Trichloroethene	µg/L	DRY	DRY	DRY	DRY	DRY	DRY	DRY	DRY
Trichlorofluoromethane	µg/L	DRY	DRY	DRY	DRY	DRY	DRY	DRY	DRY
SEMI-VOLATILE ORGANIC COMPOUNDS									
Dimethylphthalate	µg/L	DRY	DRY	DRY	DRY	DRY	DRY	DRY	DRY
HERBICIDES, PESTICIDES & PCBs: ND									

[EA] (Extended analysis) - Appendix I and Appendix II constituents analyzed. Other monitoring periods analyzed for routine monitoring parameters. Only detected compounds included above.

TABLE 5-5 (CONT'D)
MID-VALLEY SANITARY LANDFILL
HISTORICAL SUMMARY - MONITORING WELL F-3

ANALYTE	UNITS	Feb 2015	May 2015	MED.	AVG.	STD. DEV.	MIN.	MAX.
FIELD PARAMETERS								
Dissolved Oxygen (DO)	mg/L	DRY	DRY	6.10	5.99	1.93	1.9	8.7
Oxidation-Reduction Potential	mV	DRY	DRY	NC	NC	NC	NC	NC
pH	units	DRY	DRY	7.37	7.30	0.330	6.5	7.9
Specific Conductance	µmhos/cm	DRY	DRY	380	369	86.9	150	522
Temperature	C°	DRY	DRY	19.6	19.2	2.97	12	25
Turbidity	NTU	DRY	DRY	0.0	10.8	24.2	0	73
GENERAL CHEMISTRY								
Alkalinity	mg/L	DRY	DRY	165	170	23.4	143	201
Anions	meq/L	DRY	DRY	4.13	4.20	0.638	3.58	5.07
Bicarbonate	mg/L	DRY	DRY	193	196	31.3	162	245
Carbonate	mg/L	DRY	DRY	NC	NC	NC	NC	NC
Cations	meq/L	DRY	DRY	4.23	4.49	0.912	3.54	5.72
Chemical Oxygen Demand (COD)	mg/L	DRY	DRY	NC	NC	NC	3.0	51.7
Chloride	mg/L	DRY	DRY	5.00	6.19	4.78	3	27
Cyanide	mg/L	DRY	DRY	NC	NC	NC	NC	NC
Fluoride	mg/L	DRY	DRY	0.284	0.311	0.0712	0.25	0.4
Hardness	mg/L	DRY	DRY	183	193	41.0	151	303
Hydroxide	mg/L	DRY	DRY	NC	NC	NC	NC	NC
Nitrate (as N)	mg/L	DRY	DRY	4.19	4.04	1.75	0.47	8
ortho-Phosphate Phosphorus	mg/L	DRY	DRY	NC	NC	NC	**0.03**	**0.03**
Perchlorate	mg/L	DRY	DRY	0.00100	0.0110	0.0172	0.00030	0.048
Sulfate	mg/L	DRY	DRY	19.0	20.8	8.71	14	58
Sulfide	mg/L	DRY	DRY	NC	NC	NC	NC	NC
Total Dissolved Solids (TDS)	mg/L	DRY	DRY	250	254	27.7	220	350
Total Organic Carbon (TOC)	mg/L	DRY	DRY	2.50	5.64	6.78	**0.22**	14.2
Total Organic Halides (TOX)	mg/L	DRY	DRY	0.00800	0.0500	0.0695	0.005	0.16
METALS								
Aluminum	mg/L	DRY	DRY	0.400	0.400	0.412	0.043	0.757
Antimony	mg/L	DRY	DRY	NC	NC	NC	0.0001	0.016
Arsenic	mg/L	DRY	DRY	0.0215	0.0274	0.0291	**0.00084**	0.06
Barium	mg/L	DRY	DRY	0.100	0.142	0.133	**0.021**	0.283
Beryllium	mg/L	DRY	DRY	NC	NC	NC	0.0004	**0.004**
Boron	mg/L	DRY	DRY	0.0300	0.123	0.153	**0.018**	0.32
Cadmium	mg/L	DRY	DRY	NC	NC	NC	0.0001	**0.0002**
Calcium	mg/L	DRY	DRY	61.0	60.8	12.3	23	87
Chromium-Hexavalent	mg/L	DRY	DRY	NC	NC	NC	NC	NC
Chromium-Total	mg/L	DRY	DRY	0.00620	0.0854	0.126	0.0019	0.248
Cobalt	mg/L	DRY	DRY	NC	NC	NC	0.0001	**0.004**
Copper	mg/L	DRY	DRY	0.00700	0.110	0.174	**0.00062**	0.364
Iron	mg/L	DRY	DRY	0.0700	0.354	0.749	0.006	2.4
Lead	mg/L	DRY	DRY	NC	NC	NC	0.0001	0.041
Magnesium	mg/L	DRY	DRY	9.00	8.95	1.06	7	12
Manganese	mg/L	DRY	DRY	0.0250	0.118	0.228	**0.00036**	0.70
Mercury	mg/L	DRY	DRY	0.000200	0.000240	0.0001	0.0002	0.0002
Molybdenum	mg/L	DRY	DRY	0.00705	0.00705	0.00225	0.0051	0.009
Nickel	mg/L	DRY	DRY	0.00500	0.0510	0.0666	**0.0011**	0.124
Phosphorus	mg/L	DRY	DRY	0.115	0.142	0.102	**0.05**	0.26
Potassium	mg/L	DRY	DRY	2.70	2.71	0.370	2.17	3.2
Selenium	mg/L	DRY	DRY	0.0235	0.0559	0.0776	0.0009	0.18
Silver	mg/L	DRY	DRY	NC	NC	NC	0.0001	0.013
Sodium	mg/L	DRY	DRY	10.0	11.3	3.54	7.69	26
Thallium	mg/L	DRY	DRY	NC	NC	NC	NC	NC
Tin	mg/L	DRY	DRY	NC	NC	NC	NC	NC
Vanadium	mg/L	DRY	DRY	0.00310	0.0102	0.0108	0.002	0.022
Zinc	mg/L	DRY	DRY	0.0130	0.0464	0.0735	0.003	0.24
VOLATILE ORGANIC COMPOUNDS								
1,1-Dichloroethane	µg/L	DRY	DRY	0.300	0.299	0.192	**0.11**	1
1,1-Dichloroethene	µg/L	DRY	DRY	0.220	1.29	4.42	0.12	19
1,2-Dichloropropane	µg/L	DRY	DRY	0.225	0.948	2.30	0.12	10
Benzene	µg/L	DRY	DRY	NC	NC	NC	0.11	10
Carbon Disulfide	µg/L	DRY	DRY	NC	NC	NC	NC	NC
Chloroform	µg/L	DRY	DRY	NC	NC	NC	0.098	3.5
Dichlorodifluoromethane	µg/L	DRY	DRY	0.290	0.330	0.166	0.08	0.73
Methylene Chloride	µg/L	DRY	DRY	NC	NC	NC	0.16	**0.37**
Tetrachloroethene	µg/L	DRY	DRY	0.900	1.19	1.13	0.08	5.0
Toluene	µg/L	DRY	DRY	NC	NC	NC	0.10	9.9
Trichloroethene	µg/L	DRY	DRY	0.280	1.48	3.54	**0.13**	15
Trichlorofluoromethane	µg/L	DRY	DRY	NC	NC	NC	0.14	**0.27**
SEMI-VOLATILE ORGANIC COMPOUNDS								
Dimethylphthalate	µg/L	DRY	DRY	12.4	12.4	0.0	12.4	12.4
HERBICIDES, PESTICIDES & PCBs: ND								

[EA] (Extended analysis) - Appendix I and Appendix II constituents analyzed. Other monitoring periods analyzed for routine monitoring parameters. Only detected compounds included above.

TABLE 5-6
MID-VALLEY SANITARY LANDFILL
HISTORICAL SUMMARY - MONITORING WELL F-4 (ABANDONED)

ANALYTE	UNITS	Dec 1987	Dec-87 Retest	Oct 1988	Jan 1989	Apr 1989	MED.	AVG.	STD. DEV.	MIN.	MAX.
FIELD PARAMETERS											
Dissolved Oxygen (DO)	mg/L	NA	NA	NA	NA	NA	NC	NC	NC	NC	NC
Oxidation-Reduction Potential	mV	NA	NA	NA	NA	NA	NC	NC	NC	NC	NC
pH	units	9.4	7.8	NA	NA	NA	8.60	8.60	0.924	7.8	9.4
Specific Conductance	µmhos/cm	640	330	NA	NA	NA	485	485	179	330	640
Temperature	C°	NA	NA	NA	NA	NA	NC	NC	NC	NC	NC
Turbidity	NTU	NA	NA	NA	NA	NA	NC	NC	NC	NC	NC
GENERAL CHEMISTRY											
Alkalinity	mg/L	NA	NA	NA	NA	NA	NC	NC	NC	NC	NC
Anions	meq/L	NA	NA	NA	NA	NA	NC	NC	NC	NC	NC
Bicarbonate	mg/L	NA	NA	NA	NA	NA	NC	NC	NC	NC	NC
Carbonate	mg/L	NA	NA	NA	NA	NA	NC	NC	NC	NC	NC
Cations	meq/L	NA	NA	NA	NA	NA	NC	NC	NC	NC	NC
Chemical Oxygen Demand (COD)	mg/L	12	NA	NA	NA	NA	12.0	12.0	0.0	12	12
Chloride	mg/L	86	NA	NA	NA	NA	86.0	86.0	0.0	86	86
Cyanide	mg/L	NA	NA	NA	NA	NA	NC	NC	NC	NC	NC
Fluoride	mg/L	NA	NA	NA	NA	NA	NC	NC	NC	NC	NC
Hardness	mg/L	NA	NA	NA	NA	NA	NC	NC	NC	NC	NC
Hydroxide	mg/L	NA	NA	NA	NA	NA	NC	NC	NC	NC	NC
Nitrate (as N)	mg/L	2.3	NA	NA	NA	NA	2.30	2.30	0.0	2.3	2.3
ortho-Phosphate Phosphorus	mg/L	NA	NA	NA	NA	NA	NC	NC	NC	NC	NC
Perchlorate	mg/L	NA	NA	NA	NA	NA	NC	NC	NC	NC	NC
Sulfate	mg/L	85	NA	NA	NA	NA	85.0	85.0	0.0	85	85
Sulfide	mg/L	NA	NA	NA	NA	NA	NC	NC	NC	NC	NC
Total Dissolved Solids (TDS)	mg/L	530	NA	NA	NA	NA	530	530	0.0	530	530
Total Organic Carbon (TOC)	mg/L	NA	NA	NA	NA	NA	NC	NC	NC	NC	NC
Total Organic Halides (TOX)	mg/L	NA	NA	NA	NA	NA	NC	NC	NC	NC	NC
METALS											
Aluminum	mg/L	NA	NA	NA	NA	NA	NC	NC	NC	NC	NC
Antimony	mg/L	NA	NA	NA	NA	NA	NC	NC	NC	NC	NC
Arsenic	mg/L	0.013	ND	NA	NA	NA	0.0130	0.0130	0.0	0.013	0.013
Barium	mg/L	NA	NA	NA	NA	NA	NC	NC	NC	NC	NC
Beryllium	mg/L	NA	NA	NA	NA	NA	NC	NC	NC	NC	NC
Boron	mg/L	NA	NA	NA	NA	NA	NC	NC	NC	NC	NC
Cadmium	mg/L	ND	ND	NA	NA	NA	NC	NC	NC	NC	NC
Calcium	mg/L	35	45	NA	NA	NA	40.0	40.0	5.77	35	45
Chromium-Hexavalent	mg/L	NA	NA	NA	NA	NA	NC	NC	NC	NC	NC
Chromium-Total	mg/L	0.095	ND	NA	NA	NA	0.0950	0.0950	0.0000	0.095	0.095
Cobalt	mg/L	NA	NA	NA	NA	NA	NC	NC	NC	NC	NC
Copper	mg/L	0.15	0.007	NA	NA	NA	0.0785	0.0785	0.0826	0.007	0.15
Iron	mg/L	17.0	0.05	NA	NA	NA	8.53	8.53	9.79	0.05	17.0
Lead	mg/L	ND	ND	NA	NA	NA	NC	NC	NC	NC	NC
Magnesium	mg/L	NA	12	NA	NA	NA	12.0	12.0	0.0	12	12
Manganese	mg/L	0.30	ND	NA	NA	NA	0.300	0.300	0.0	0.30	0.30
Mercury	mg/L	ND	ND	NA	NA	NA	NC	NC	NC	NC	NC
Molybdenum	mg/L	NA	ND	NA	NA	NA	NC	NC	NC	NC	NC
Nickel	mg/L	0.048	ND	NA	NA	NA	0.0480	0.0480	0.000	0.048	0.048
Phosphorus	mg/L	ND	NA	NA	NA	NA	NC	NC	NC	NC	NC
Potassium	mg/L	4.2	3.8	NA	NA	NA	4.00	4.00	0.231	3.8	4.2
Selenium	mg/L	ND	ND	NA	NA	NA	NC	NC	NC	NC	NC
Silver	mg/L	ND	ND	NA	NA	NA	NC	NC	NC	NC	NC
Sodium	mg/L	11	65	NA	NA	NA	38.0	38.0	31.2	11	65
Thallium	mg/L	ND	NA	NA	NA	NA	NC	NC	NC	NC	NC
Tin	mg/L	NA	NA	NA	NA	NA	NC	NC	NC	NC	NC
Vanadium	mg/L	ND	ND	NA	NA	NA	NC	NC	NC	NC	NC
Zinc	mg/L	0.19	0.007	NA	NA	NA	0.0985	0.0985	0.106	0.007	0.19
VOLATILE ORGANIC COMPOUNDS											
1,2-Dichlorobenzene	µg/L	0.6	ND	NA	NA	NA	0.600	0.600	0.0	0.6	0.6
1,4-Dichlorobenzene	µg/L	0.6	ND	NA	NA	NA	0.600	0.600	0.0	0.6	0.6
Toluene	µg/L	1.1	ND	NA	NA	NA	1.10	1.10	0.0	1.1	1.1
SEMI-VOLATILE ORGANIC COMPOUNDS: NA											
HERBICIDES, PESTICIDES & PCBs: NA											

[EA] (Extended analysis) - Appendix I and Appendix II constituents analyzed. Other monitoring periods analyzed for routine monitoring parameters. Only detected compounds included above.

TABLE 5-7
MID-VALLEY SANITARY LANDFILL
HISTORICAL SUMMARY - MONITORING WELL F-5

ANALYTE	UNITS	Jun 1988	Oct 1988	Jan 1989	Apr 1989	Jul 1992	Aug 1992	Nov 1992	Feb 1993	May 1993	Aug 1993
FIELD PARAMETERS											
Dissolved Oxygen	mg/L	NA	NA	NA	NA	NA	NA	NA	NA	NA	NA
Oxidation-Reduction Potential	mV	NA	NA	NA	NA	NA	NA	NA	NA	NA	NA
pH	units	7.3	7.5	7.7	7.5	NA	NA	7.7	7.04	7.22	7.16
Specific Conductance	µmhos/cm	340	320	325	330	NA	NA	510	416.8	1018	985
Temperature	C°	NA	NA	NA	NA	NA	NA	NA	NA	NA	NA
Turbidity	NTU	NA	NA	NA	NA	NA	NA	NA	NA	NA	NA
GENERAL CHEMISTRY											
Alkalinity, Total	mg/L	NA	148	138	140	266	321	280	170	548	573
Anions	meq/L	NA	3.55	3.4	3.53	7.48	7.36	6.17	4.68	11.52	12.20
Bicarbonate Alkalinity	mg/L	NA	180	168	171	324	392	342	207	667	699
Biological Oxygen Demand (BOD)	mg/L	NA	NA	NA	NA	NA	NA	NA	NA	NA	NA
Carbonate Alkalinity	mg/L	ND	ND	ND	ND	1.0	1.0	NA	1.0	NA	1.0
Cations	meq/L	3.46	3.44	3.53	3.54	5.93	7.44	6.76	4.25	12.42	11.84
Chemical Oxygen Demand (COD)	mg/L	ND	NA	NA	NA	5.0	20	5.0	7.0	5.0	12
Chloride	mg/L	2	2	3	3	15	12	9.2	13	12	11
Cyanide	mg/L	NA	NA	NA	NA	NA	NA	NA	NA	NA	NA
Fluoride	mg/L	NA	NA	NA	NA	0.35	0.3	0.15	0.3	0.3	0.2
Hardness	mg/L	151	144	155	151	319	363	280	203	563	563
Hydroxide Alkalinity	mg/L	NA	NA	NA	NA	1.0	1.0	NA	1.0	NA	1.0
Nitrate (as N)	mg/L	7	5	1.2	8	2.25	2.2	1.9	2.61	0.84	1.74
ortho-Phosphate Phosphorus	mg/L	NA	NA	NA	NA	0.15	0.09	0.20	0.27	0.07	0.04
Perchlorate	mg/L	NA	NA	NA	NA	NA	NA	NA	NA	NA	NA
Phenols, Total	mg/L	NA	NA	NA	NA	NA	NA	NA	NA	NA	NA
Phosphate	mg/L	0.1	NA	NA	NA	NA	NA	NA	NA	NA	NA
Sulfate	mg/L	21	22	23	25	76	21	13	35	9	10
Sulfide	mg/L	NA	NA	NA	NA	NA	NA	NA	NA	NA	NA
Total Dissolved Solids (TDS)	mg/L	210	225	220	215	351	390	390	271	600	579
Total Organic Carbon (TOC)	mg/L	NA	NA	NA	NA	2.1	14	3.0	11.3	16.6	4.0
Total Organic Halides (TOX)	mg/L	ND	0.11	ND	0.01	0.027	0.026	0.01	0.011	0.036	0.062
Total Oxygen Demand (TOD)	mg/L	NA	NA	NA	NA	NA	NA	NA	NA	NA	NA
METALS											
Aluminum	mg/L	NA	NA	NA	NA	13*	NA	1.3	NA	0.09	NA
Antimony	mg/L	NA	NA	NA	NA	0.0054	NA	0.30	NA	0.0002	NA
Arsenic	mg/L	ND	ND	ND	ND	0.0042	NA	0.20	NA	0.0005	NA
Barium	mg/L	NA	NA	NA	NA	0.09	NA	0.05	NA	0.09	NA
Beryllium	mg/L	NA	NA	NA	NA	0.004	NA	0.02	NA	NA	NA
Boron	mg/L	NA	NA	NA	NA	0.11	0.2	0.20	0.12	0.3	0.2
Cadmium	mg/L	ND	ND	ND	ND	0.007	NA	0.02	NA	0.002	NA
Calcium	mg/L	47	46	51	47	76	107	95	56.9	179	171
Chromium-Hexavalent	mg/L	NA	NA	NA	NA	0.50	NA	0.01	NA	NA	NA
Chromium-Total	mg/L	ND	ND	ND	ND	0.22*	NA	0.05	NA	0.01	NA
Cobalt	mg/L	NA	NA	NA	NA	0.03	NA	0.05	NA	0.02	NA
Copper	mg/L	ND	ND	ND	ND	0.10*	NA	0.02	NA	0.011	NA
Iron	mg/L	0.78	0.02	0.02	0.05	14*	2.47	1.9	1.17	0.12	0.01
Lead	mg/L	ND	ND	ND	ND	0.09	NA	0.10	NA	0.03	NA
Magnesium	mg/L	8	7	7	8	17	15.7	15	9.46	30.7	29.0
Manganese	mg/L	0.03	0.05	ND	0.02	0.30	0.05	0.05	0.014	0.007	0.007
Mercury	mg/L	ND	ND	ND	ND	0.0037	NA	0.0002	NA	0.127	NA
Molybdenum	mg/L	ND	ND	ND	ND	0.08	NA	0.05	NA	NA	NA
Nickel	mg/L	ND	ND	ND	ND	0.11	NA	0.05	NA	0.02	NA
Phosphorus	mg/L	NA	NA	NA	NA	0.23	0.12	0.05	0.30	0.09	0.10
Potassium	mg/L	2	3	2	3	4.2	3.64	4.2	3.03	4.93	4.59
Selenium	mg/L	ND	ND	ND	ND	0.0009	NA	0.30	NA	0.0002	NA
Silver	mg/L	ND	NA	NA	NA	0.005	NA	0.02	NA	NA	NA
Sodium	mg/L	9	11	9	10	14	16.2	15	11.9	18.8	18.0
Thallium	mg/L	NA	NA	NA	NA	0.09	NA	0.40	NA	NA	NA
Tin	mg/L	NA	NA	NA	NA	NA	NA	NA	NA	NA	NA
Vanadium	mg/L	ND	0.01	ND	ND	0.20	NA	0.05	NA	NA	NA
Zinc	mg/L	0.05	ND	ND	ND	0.098	0.13	0.05	0.032	0.003	0.003
VOLATILE ORGANIC COMPOUNDS											
1,1-Dichloroethane	µg/L	NA	NA	NA	NA	0.5	0.5	1.0	0.50	0.50	0.50
1,2-Dichloropropane	µg/L	NA	NA	NA	NA	0.50	NR	NR	NR	NR	NR
Benzene	µg/L	NA	NA	NA	NA	0.50	0.05	1.0	0.50	0.50	0.50
Bromomethane	µg/L	NA	NA	NA	NA	NA	NA	NA	NA	NA	NA
Carbon Disulfide	µg/L	NA	NA	NA	NA	NA	NA	NA	NA	NA	NA
Chloroform	µg/L	ND	ND	ND	ND	0.5	1(5)	1.0	0.50	0.50	0.8
Chloromethane	µg/L	NA	NA	NA	NA	1.6(5)	0.50	5.0	0.50	0.50	0.50
cis-1,2-Dichloroethene	µg/L	NA	NA	NA	NA	NR	NR	1.0	NR	NR	NR
Dichlorodifluoromethane	µg/L	40	28	21	5.5	0.5	0.5	5.0	0.50	32	11.2
Ethylbenzene	µg/L	NA	NA	NA	NA	NA	NA	NA	NA	NA	NA
Iodomethane	µg/L	NA	NA	NA	NA	NA	NA	NA	NA	NA	NA
Methylene Chloride	µg/L	NA	NA	NA	NA	0.5	11.3(5)	1.0	0.50	0.50	0.50
o-Xylene	µg/L	NA	NA	NA	NA	NA	NA	NA	NA	NA	NA
p+m-Xylenes	µg/L	NA	NA	NA	NA	0.5	1.4	1.0	0.50	0.50	0.50
Tetrachloroethene	µg/L	1.2	1.1	2.6	0.9	0.5	37	29	17.4	52	37.3
Toluene	µg/L	ND	ND	ND	ND	0.5	2.4(5)	1.0	0.50	0.50	0.50
Trichloroethene	µg/L	ND	ND	ND	ND	1.3	1.8	1.0	1.0	1.8	1.4
Trichlorofluoromethane	µg/L	5	2	0.5	3.9	1.5	0.5	1.0	0.50	5.4	5.5
Vinyl Chloride	µg/L	NA	NA	NA	NA	0.5	0.5	0.5	0.50	0.50	0.50
Total Xylenes	µg/L	NA	NA	NA	NA	NA	NA	NA	NA	NA	NA
SEMI-VOLATILE ORGANIC COMPOUNDS											
bis(2-Ethylhexyl) Phthalate	µg/L	NA	NA	NA	NA	24(5)	NA	NA	NA	2.0	NA
Di-n-Butylphthalate	µg/L	NA	NA	NA	NA	9.0(5)	NA	NA	NA	2.0	NA
Dimethylphthalate	µg/L	NA	NA	NA	NA	1.0	NA	NA	NA	NR	NA
HERBICIDES, PESTICIDES & PCBs: ND											

EA (Extended analysis) - Appendix I and Appendix II constituents analyzed. Other monitoring periods analyzed for routine monitoring parameters. Only detected compounds included above.

TABLE 5-7 (CONT'D)
MID-VALLEY SANITARY LANDFILL
HISTORICAL SUMMARY - MONITORING WELL F-5

ANALYTE	UNITS	Nov 1993	Mar 1994	May 1994	Jun 1994	Aug 1994	Dec [EA] 1994	Mar 1995	May 1995	Aug 1995	Nov 1995
FIELD PARAMETERS											
Dissolved Oxygen	mg/L	NA	NA	NA	NA	NA	NA	NA	NA	NA	NA
Oxidation-Reduction Potential	mV	NA	NA	NA	NA	NA	NA	NA	NA	NA	NA
pH	units	6.83	7.21	7.64	7.19	NA	7.12	6.94	6.95	7.04	7.01
Specific Conductance	µmhos/cm	786	503	561	580	NA	480	495	583	518	615
Temperature	C°	NA	19	NA	23	NA	18	16	12	16	14
Turbidity	NTU	NA	NA	NA	NA	NA	NA	NA	NA	NA	NA
GENERAL CHEMISTRY											
Alkalinity, Total	mg/L	384	208	235	266	253	216	NA	NA	NA	NA
Anions	meq/L	8.90	5.07	NA	5.6	6.19	4.6	NA	NA	NA	NA
Bicarbonate Alkalinity	mg/L	469	208	286	266	308	216	NA	NA	NA	NA
Biological Oxygen Demand (BOD)	mg/L	NA	NA	NA	NA	NA	NA	NA	NA	NA	NA
Carbonate Alkalinity	mg/L	NA	5.0	1.0	5.0	1.0	NA	NA	NA	NA	NA
Cations	meq/L	8.79	5.4	NA	5.76	6.54	6.56	NA	NA	NA	NA
Chemical Oxygen Demand (COD)	mg/L	21	87.5	7.1	9.4	**9.0**	3.0	NA	NA	NA	NA
Chloride	mg/L	24	22	17	18	13	6.0	6.0	6.0	**7.00**	24.0
Cyanide	mg/L	NA	NA	NA	NA	NA	NA	NA	NA	NA	NA
Fluoride	mg/L	0.2	0.145	NA	0.10	0.40	**0.164**	NA	NA	NA	NA
Hardness	mg/L	376	220	264	291	284	243	230	256	244	205
Hydroxide Alkalinity	mg/L	NA	5.0	1.0	5.0	1.0	5.0	NA	NA	NA	NA
Nitrate (as N)	mg/L	3.16	3.39	6.32	6.09	4.74	1.61	2.87	3.92	4.42	3.05
ortho-Phosphate Phosphorus	mg/L	0.06	NA	NA	NA	NA	0.06	NA	NA	NA	NA
Perchlorate	mg/L	NA	NA	NA	NA	NA	NA	NA	NA	NA	NA
Phenols, Total	mg/L	NA	NA	NA	NA	NA	NA	NA	NA	NA	NA
Phosphate	mg/L	NA	NA	NA	NA	NA	NA	NA	NA	NA	NA
Sulfate	mg/L	15	38	34	14.5	21	26.0	25.0	21.0	20.8	19.0
Sulfide	mg/L	NA	NA	NA	NA	NA	NA	NA	NA	NA	NA
Total Dissolved Solids (TDS)	mg/L	455	350	362	390	364	310	286	278	256	420
Total Organic Carbon (TOC)	mg/L	12	3.2	7.1	1.27	18	1.0	NA	NA	NA	NA
Total Organic Halides (TOX)	mg/L	0.079	**0.005**	0.064	0.029	0.01	0.012	NA	NA	NA	NA
Total Oxygen Demand (TOD)	mg/L	NA	NA	NA	NA	NA	NA	NA	NA	NA	NA
METALS											
Aluminum	mg/L	NA	NA	NA	0.082	NA	0.076	NA	NA	NA	NA
Antimony	mg/L	NA	NA	0.20	0.009	NA	0.005	NA	NA	NA	NA
Arsenic	mg/L	NA	NA	0.005	0.03	NA	0.002	NA	NA	NA	NA
Barium	mg/L	NA	NA	NA	0.046	NA	1.10	NA	NA	NA	NA
Beryllium	mg/L	NA	NA	NA	0.002	NA	0.0005	NA	NA	NA	NA
Boron	mg/L	0.4	0.36	NA	0.1	0.04	0.30	NA	NA	NA	NA
Cadmium	mg/L	NA	NA	0.005	0.003	NA	**0.0002**	NA	NA	NA	NA
Calcium	mg/L	125	76.2	96	83.3	92	94.7	80.0	96.2	91.1	125
Chromium-Hexavalent	mg/L	NA	NA	NA	0.02	NA	0.01	NA	NA	NA	NA
Chromium-Total	mg/L	ND	NA	0.2	0.232	NA	0.0027	NA	NA	NA	NA
Cobalt	mg/L	ND	NA	NA	0.002	NA	0.001	NA	NA	NA	NA
Copper	mg/L	ND	NA	0.02	0.002	NA	0.03	NA	NA	NA	NA
Iron	mg/L	0.1	0.904	0.02	0.137	0.09	0.07	0.07	0.07	0.07	0.230
Lead	mg/L	NA	NA	7.0	0.01	NA	0.001	NA	NA	NA	NA
Magnesium	mg/L	20	11.7	15	11.5	14	14.4	11.40	11.20	11.8	15.5
Manganese	mg/L	0.007	0.032	0.27	0.01	0.008	0.05	0.05	0.05	0.05	0.05
Mercury	mg/L	NA	NA	0.0006	0.0002	NA	0.0002	NA	NA	NA	NA
Molybdenum	mg/L	NA	NA	NA	0.002	NA	0.0027	NA	NA	NA	NA
Nickel	mg/L	NA	NA	0.1	0.002	NA	0.005	NA	NA	NA	NA
Phosphorus	mg/L	0.14	0.065	NA	0.1	1.9	0.06	NA	NA	NA	NA
Potassium	mg/L	3.97	3.44	3.6	3.21	3.7	3.21	3.75	2.68	2.20	3.60
Selenium	mg/L	NA	NA	0.005	**0.037**	NA	0.004	NA	NA	NA	NA
Silver	mg/L	NA	NA	NA	0.007	NA	0.003	NA	NA	NA	NA
Sodium	mg/L	18.1	12.2	21	13.4	16	12.4	9.80	8.71	11.2	12.0
Thallium	mg/L	NA	NA	NA	0.025	NA	0.001	NA	NA	NA	NA
Tin	mg/L	NA	NA	NA	NA	NA	NA	NA	NA	NA	NA
Vanadium	mg/L	NA	NA	NA	0.002	NA	0.017	NA	NA	NA	NA
Zinc	mg/L	0.008	0.002	0.021	0.018	0.002	0.01	0.01	0.01	0.01	0.030
VOLATILE ORGANIC COMPOUNDS											
1,1-Dichloroethane	µg/L	0.50	NR	NR	NR	0.35	0.19	0.19	**0.27**	**0.20**	**0.21**
1,2-Dichloropropane	µg/L	NR	NR	NR	NR	0.2	0.16	0.16	0.16	0.16	0.16
Benzene	µg/L	0.50	NR	NR	NR	0.2	0.11	0.11	0.11	0.11	0.11
Bromomethane	µg/L	NA	NA	NA	NA	NA	NA	NA	NA	NA	NA
Carbon Disulfide	µg/L	NA	NA	NA	NA	NA	NA	NA	NA	NA	NA
Chloroform	µg/L	0.9	0.2	0.5	0.2	0.20	0.26	0.26	0.26	0.26	2.7
Chloromethane	µg/L	0.50	0.2	0.5	0.2	0.50	0.34	0.34	0.34	0.34	0.34
cis-1,2-Dichloroethene	µg/L	NR	NR	NR	NR	1.9	NA	NA	NA	NA	NA
Dichlorodifluoromethane	µg/L	13.5	0.08	10	21	10	0.29	6.3	24.1	11.7	14.8
Ethylbenzene	µg/L	NA	NA	NA	NA	NA	NA	NA	NA	NA	NA
Iodomethane	µg/L	NA	NA	NA	NA	NA	NA	NA	NA	NA	NA
Methylene Chloride	µg/L	0.50	0.7	0.5	0.7	0.20	**0.53**[(5)]	**0.2**[(5)]	**0.80**[(5)]	**0.75**[(5)]	**0.37**
o-Xylene	µg/L	NA	NA	NA	NA	0.2	NA	0.10	0.10	0.10	0.10
p+m-Xylenes	µg/L	0.50	0.14	0.5	0.14	0.35	NA	0.14	0.14	0.14	0.14
Tetrachloroethene	µg/L	79	1.46	16	18.4	16	1.3	4.1	14.9	0.9	13.4
Toluene	µg/L	0.50	0.07	0.5	18	0.20	0.10	0.10	0.10	0.10	0.10
Trichloroethene	µg/L	3.6	0.05	0.8	1.02	0.9	0.31	**0.40**	1.1	**0.34**	0.8
Trichlorofluoromethane	µg/L	4.4	0.07	1.8	2.41	1.8	0.23	**0.70**	5.2	2.9	2.8
Vinyl Chloride	µg/L	0.50	0.2	0.35	0.2	0.35	0.38	0.38	0.38	0.38	0.38
Total Xylenes	µg/L	NA	NA	NA	NA	NA	NA	NA	NA	NA	NA
SEMI-VOLATILE ORGANIC COMPOUNDS											
bis(2-Ethylhexyl) Phthalate	µg/L	NA	NA	NA	5.0	NA	1.2	NA	NA	NA	NA
Di-n-Butylphthalate	µg/L	NA	NA	NA	2.5	NA	0.80	NA	NA	NA	NA
Dimethylphthalate	µg/L	NA	NA	NA	NR	NA	23.7	NA	NA	NA	NA
HERBICIDES, PESTICIDES & PCBs: ND											

[EA] (Extended analysis) - Appendix I and Appendix II constituents analyzed. Other monitoring periods analyzed for routine monitoring parameters. Only detected compounds included above.

TABLE 5-7 (CONT'D)
MID-VALLEY SANITARY LANDFILL
HISTORICAL SUMMARY - MONITORING WELL F-5

ANALYTE	UNITS	Feb 1996	May 1996	Jul 1996	Oct 1996	Jan 1997	Apr 1997	Jul 1997	Oct 1997	Jan 1998	Apr 1998
FIELD PARAMETERS											
Dissolved Oxygen	mg/L	NA	NA	NA	NA	6.0	NA	NA	NA	NA	NA
Oxidation-Reduction Potential	mV	NA	NA	NA	NA	NA	NA	NA	NA	NA	NA
pH	units	NA	7.16	7.23	6.53	6.59	6.63	6.83	6.79	6.98	6.8
Specific Conductance	µmhos/cm	NA	726	702	583	457	443	418	NA	NA	NA
Temperature	C°	NA	NA	NA	NA	NA	NA	NA	NA	NA	NA
Turbidity	NTU	NA	NA	NA	NA	NA	NA	NA	NA	NA	NA
GENERAL CHEMISTRY											
Alkalinity, Total	mg/L	NA	NA	NA	NA	NA	NA	NA	NA	NA	NA
Anions	meq/L	NA	NA	NA	NA	NA	NA	NA	NA	NA	NA
Bicarbonate Alkalinity	mg/L	NA	NA	NA	NA	216	NA	NA	NA	NA	NA
Biological Oxygen Demand (BOD)	mg/L	NA	NA	NA	NA	2.5	NA	NA	NA	NA	NA
Carbonate Alkalinity	mg/L	NA	NA	NA	NA	5.0	NA	NA	NA	NA	NA
Cations	meq/L	NA	NA	NA	NA	NA	NA	NA	NA	NA	NA
Chemical Oxygen Demand (COD)	mg/L	NA	NA	NA	NA	NA	NA	NA	NA	NA	NA
Chloride	mg/L	45	21	35	15	15	11	6.0	**9.0**	**9.5**	**9.0**
Cyanide	mg/L	NA	NA	NA	NA	NA	NA	NA	NA	NA	NA
Fluoride	mg/L	NA	NA	NA	NA	NA	NA	NA	NA	NA	NA
Hardness	mg/L	NA	326	324	282	248	218	NA	NA	NA	NA
Hydroxide Alkalinity	mg/L	NA	NA	NA	NA	NA	NA	NA	NA	NA	NA
Nitrate (as N)	mg/L	3.9	3.3	2.67	3.42	2.6	1.48	1.13	2.22	4.32	2.4
ortho-Phosphate Phosphorus	mg/L	NA	NA	NA	NA	NA	NA	NA	NA	NA	NA
Perchlorate	mg/L	NA	NA	NA	NA	NA	NA	NA	0.0016	NA	NA
Phenols, Total	mg/L	NA	NA	NA	NA	NA	NA	NA	NA	NA	NA
Phosphate	mg/L	NA	NA	NA	NA	NA	NA	NA	NA	NA	NA
Sulfate	mg/L	21	15	17.9	16.7	19	18.1	22	19	18.1	22
Sulfide	mg/L	NA	NA	NA	NA	NA	NA	NA	NA	NA	NA
Total Dissolved Solids (TDS)	mg/L	468	404	422	356	292	282	278	384	358	290
Total Organic Carbon (TOC)	mg/L	NA	NA	NA	NA	NA	NA	NA	NA	NA	NA
Total Organic Halides (TOX)	mg/L	NA	NA	NA	NA	0.019	NA	NA	NA	NA	NA
Total Oxygen Demand (TOD)	mg/L	NA	NA	NA	NA	30	NA	NA	NA	NA	NA
METALS											
Aluminum	mg/L	NA	NA	NA	NA	NA	NA	NA	NA	NA	NA
Antimony	mg/L	0.02	NA	NA	NA	NA	NA	NA	NA	NA	NA
Arsenic	mg/L	0.0021	NA	NA	NA	NA	NA	NA	NA	NA	NA
Barium	mg/L	0.06	NA	NA	NA	NA	NA	NA	NA	NA	NA
Beryllium	mg/L	0.0004	NA	NA	NA	NA	NA	NA	NA	NA	NA
Boron	mg/L	NA	NA	NA	NA	NA	NA	NA	NA	NA	NA
Cadmium	mg/L	0.001	NA	NA	NA	NA	NA	NA	NA	NA	NA
Calcium	mg/L	NA	111	116	89.0	73.4	60	60	110	100	81
Chromium-Hexavalent	mg/L	NA	NA	NA	NA	NA	NA	NA	NA	NA	NA
Chromium-Total	mg/L	0.01	NA	NA	NA	NA	NA	NA	NA	NA	NA
Cobalt	mg/L	0.007	NA	NA	NA	NA	NA	NA	NA	NA	NA
Copper	mg/L	0.005	NA	NA	NA	NA	NA	NA	NA	NA	NA
Iron	mg/L	NA	0.006	0.155	0.1	0.1	0.06	NA	NA	NA	NA
Lead	mg/L	0.005	NA	NA	NA	NA	NA	NA	NA	NA	NA
Magnesium	mg/L	NA	17.0	17.8	13.4	10.4	11	8.7	16	14	11
Manganese	mg/L	NA	0.0012	0.0038	0.00238	0.03	0.02	NA	NA	NA	NA
Mercury	mg/L	NA	NA	NA	NA	NA	NA	NA	NA	NA	NA
Molybdenum	mg/L	NA	NA	NA	NA	NA	NA	NA	NA	NA	NA
Nickel	mg/L	0.015	NA	NA	NA	NA	NA	NA	NA	NA	NA
Phosphorus	mg/L	NA	NA	NA	NA	NA	NA	NA	NA	NA	NA
Potassium	mg/L	NA	3.4	3.78	3.44	3.18	2.9	NA	NA	NA	NA
Selenium	mg/L	0.0022	NA	NA	NA	NA	NA	NA	NA	NA	NA
Silver	mg/L	0.005	NA	NA	NA	NA	NA	NA	NA	NA	NA
Sodium	mg/L	NA	14.0	14.7	12.4	11.5	10	9.9	13	13	14
Thallium	mg/L	0.005	NA	NA	NA	NA	NA	NA	NA	NA	NA
Tin	mg/L	NA	NA	NA	NA	NA	NA	NA	NA	NA	NA
Vanadium	mg/L	NA	NA	NA	NA	NA	NA	NA	NA	NA	NA
Zinc	mg/L	**0.007**	0.003	0.052	**0.03**	**0.0495**	**0.035**	NA	NA	NA	NA
VOLATILE ORGANIC COMPOUNDS											
1,1-Dichloroethane	µg/L	0.3	0.3	0.18	**0.23**	0.18	0.18	0.30	0.30	0.30	0.30
1,2-Dichloropropane	µg/L	0.3	0.3	0.22	0.22	0.22	0.22	0.26	0.26	0.26	0.26
Benzene	µg/L	0.2	0.2	0.24	0.24	0.24	0.24	0.16	0.16	0.16	0.16
Bromomethane	µg/L	NA	NA	NA	NA	NA	NA	0.10	0.10	0.10	0.10
Carbon Disulfide	µg/L	NA	NA	NA	NA	NA	NA	NA	NA	NA	NA
Chloroform	µg/L	0.5	0.5	**0.27**	**0.29**	0.13	**0.21**	0.17	**0.32**	0.17	**0.25**
Chloromethane	µg/L	0.2	0.2	0.29	0.29	0.29	0.29	0.23	0.23	0.23	0.23
cis-1,2-Dichloroethene	µg/L	NA	NA	NA	NA	NA	NA	1.1	1.7	1.9	3.2
Dichlorodifluoromethane	µg/L	27	14	46.4	40.2	12.6	22.5	5.0	9.4	13.8	21.1
Ethylbenzene	µg/L	NA	NA	NA	NA	NA	NA	NA	NA	NA	NA
Iodomethane	µg/L	NA	NA	NA	NA	NA	NA	NA	NA	NA	NA
Methylene Chloride	µg/L	1.2	1.2	**0.61**	**1.1**	**0.47**	2.6	0.8	**0.30**	0.7	1.2
o-Xylene	µg/L	0.5	0.5	0.50	0.50	0.50	0.50	0.21	0.10	**0.10**	0.10
p+m-Xylenes	µg/L	NA	NA	0.76	0.76	0.76	0.76	0.28	0.28	**0.42**	0.28
Tetrachloroethene	µg/L	29	21	22.9	17.9	5.7	3.7	4.9	18.0	10.0	13.5
Toluene	µg/L	0.7	0.7	0.27	0.27	0.27	0.27	0.12	0.12	0.6[(5)]	**0.13**
Trichloroethene	µg/L	1.0	1.0	1.2	0.9	**0.36**	0.6	0.17	1.0	**0.46**	0.8
Trichlorofluoromethane	µg/L	3.0	5.0	6.7	10.5	**0.90**	2.7	2.0	2.2	6.6	4.6
Vinyl Chloride	µg/L	0.2	0.2	0.35	0.35	0.35	0.35	0.24	0.24	0.24	0.24
Total Xylenes	µg/L	NA	NA	NA	NA	NA	NA	NA	NA	NA	NA
SEMI-VOLATILE ORGANIC COMPOUNDS											
bis(2-Ethylhexyl) Phthalate	µg/L	NA	NA	NA	NA	NA	NA	NA	NA	NA	NA
Di-n-Butylphthalate	µg/L	NA	NA	NA	NA	NA	NA	NA	NA	NA	NA
Dimethylphthalate	µg/L	NA	NA	NA	NA	NA	NA	NA	NA	NA	NA
HERBICIDES, PESTICIDES & PCBs: ND											

[EA] (Extended analysis) - Appendix I and Appendix II constituents analyzed. Other monitoring periods analyzed for routine monitoring parameters. Only detected compounds included above.

TABLE 5-7 (CONT'D)
MID-VALLEY SANITARY LANDFILL
HISTORICAL SUMMARY - MONITORING WELL F-5

ANALYTE	UNITS	Jul 1998	Oct 1998	Jan 1999	Apr 1999	Jul 1999	Oct 1999	Jan 2000	Apr 2000	Jul 2000	Oct[EA] 2000
FIELD PARAMETERS											
Dissolved Oxygen	mg/L	NA	NA	1.5	1.1	2.5	1.1	1.6	2.1	3.1	3.3
Oxidation-Reduction Potential	mV	NA	NA	NA	NA	NA	NA	NA	NA	NA	NA
pH	units	6.8	6.7	6.67	7.0	7.0	7.2	7.1	6.9	6.8	7.0
Specific Conductance	µmhos/cm	NA	NA	NA	NA	NA	NA	NA	270	390	380
Temperature	C°	NA	NA	20	19	20	21	19	19	20	19
Turbidity	NTU	NA	NA	NA	NA	NA	NA	NA	2	2	0
GENERAL CHEMISTRY											
Alkalinity, Total	mg/L	NA	NA	NA	NA	NA	NA	NA	NA	NA	150
Anions	meq/L	NA	NA	NA	NA	NA	NA	NA	NA	NA	3.74
Bicarbonate Alkalinity	mg/L	NA	NA	NA	NA	NA	NA	NA	NA	NA	180
Biological Oxygen Demand (BOD)	mg/L	NA	NA	NA	NA	NA	NA	NA	NA	NA	NA
Carbonate Alkalinity	mg/L	NA	NA	NA	NA	NA	NA	NA	NA	NA	2
Cations	meq/L	NA	NA	NA	NA	NA	NA	NA	NA	NA	3.99
Chemical Oxygen Demand (COD)	mg/L	NA	NA	NA	NA	NA	NA	NA	NA	NA	36
Chloride	mg/L	**10**	6.0	12	16	14	11	15	11	9	4
Cyanide	mg/L	NA	NA	NA	NA	NA	NA	NA	NA	NA	0.006
Fluoride	mg/L	NA	NA	NA	NA	NA	NA	NA	NA	NA	0.2
Hardness	mg/L	NA	NA	NA	NA	NA	NA	NA	NA	NA	170
Hydroxide Alkalinity	mg/L	NA	NA	NA	NA	NA	NA	NA	NA	NA	2
Nitrate (as N)	mg/L	1.9	1.6	1.9	1.6	1.9	2.2	3.3	3.9	4.4	3.0
ortho-Phosphate Phosphorus	mg/L	NA	NA	NA	NA	NA	NA	NA	NA	NA	**0.03**
Perchlorate	mg/L	NA	NA	NA	NA	NA	NA	NA	NA	NA	NA
Phenols, Total	mg/L	NA	NA	NA	NA	NA	NA	NA	NA	NA	NA
Phosphate	mg/L	NA	NA	NA	NA	NA	NA	NA	NA	NA	NA
Sulfate	mg/L	21	21	22	16	17	16	16	17	21	21
Sulfide	mg/L	NA	NA	NA	NA	NA	NA	NA	NA	NA	0.2
Total Dissolved Solids (TDS)	mg/L	308	287	302	258	320	310	310	280	330	250
Total Organic Carbon (TOC)	mg/L	NA	NA	NA	NA	NA	NA	NA	NA	NA	16
Total Organic Halides (TOX)	mg/L	NA	NA	NA	NA	NA	NA	NA	NA	NA	0.005
Total Oxygen Demand (TOD)	mg/L	NA	NA	NA	NA	NA	NA	NA	NA	NA	NA
METALS											
Aluminum	mg/L	NA	NA	NA	NA	NA	NA	NA	NA	NA	NA
Antimony	mg/L	NA	NA	NA	NA	NA	NA	NA	NA	NA	**0.00028**
Arsenic	mg/L	NA	NA	NA	NA	NA	NA	NA	NA	NA	0.0003
Barium	mg/L	NA	NA	NA	NA	NA	NA	NA	NA	NA	**0.025**
Beryllium	mg/L	NA	NA	NA	NA	NA	NA	NA	NA	NA	0.0004
Boron	mg/L	NA	NA	NA	NA	NA	NA	NA	NA	NA	**0.023**
Cadmium	mg/L	NA	NA	NA	NA	NA	NA	NA	NA	NA	0.0001
Calcium	mg/L	89	74	80	74	64	71	70	67	69	56
Chromium-Hexavalent	mg/L	NA	NA	NA	NA	NA	NA	NA	NA	NA	NA
Chromium-Total	mg/L	NA	NA	NA	NA	NA	NA	NA	NA	NA	**0.0045**
Cobalt	mg/L	NA	NA	NA	NA	NA	NA	NA	NA	NA	0.0001
Copper	mg/L	NA	NA	NA	NA	NA	NA	NA	NA	NA	**0.00074**
Iron	mg/L	NA	NA	NA	NA	NA	NA	NA	NA	NA	0.010
Lead	mg/L	NA	NA	NA	NA	NA	NA	NA	NA	NA	**0.00020**
Magnesium	mg/L	11	12	12	12	10	10	10	10	10	8
Manganese	mg/L	NA	NA	NA	NA	NA	NA	NA	NA	NA	**0.0023**
Mercury	mg/L	NA	NA	NA	NA	NA	NA	NA	NA	NA	0.0004
Molybdenum	mg/L	NA	NA	NA	NA	NA	NA	NA	NA	NA	NA
Nickel	mg/L	NA	NA	NA	NA	NA	NA	NA	NA	NA	**0.0017**
Phosphorus	mg/L	NA	NA	NA	NA	NA	NA	NA	NA	NA	0.01
Potassium	mg/L	NA	NA	NA	NA	NA	NA	NA	NA	NA	3
Selenium	mg/L	NA	NA	NA	NA	NA	NA	NA	NA	NA	0.0009
Silver	mg/L	NA	NA	NA	NA	NA	NA	NA	NA	NA	0.0001
Sodium	mg/L	13	13	13	8.4	11	10	11	11	11	10
Thallium	mg/L	NA	NA	NA	NA	NA	NA	NA	NA	NA	0.00006
Tin	mg/L	NA	NA	NA	NA	NA	NA	NA	NA	NA	0.00008
Vanadium	mg/L	NA	NA	NA	NA	NA	NA	NA	NA	NA	**0.0020**
Zinc	mg/L	NA	NA	NA	NA	NA	NA	NA	NA	NA	**0.0036**
VOLATILE ORGANIC COMPOUNDS											
1,1-Dichloroethane	µg/L	0.30	0.30	**0.35**	0.30	0.31	**0.40**	**0.41**	0.6	0.35	0.35
1,2-Dichloropropane	µg/L	0.26	0.26	0.26	0.26	0.20	0.20	0.20	0.23	0.29	0.29
Benzene	µg/L	0.16	0.16	0.16	0.16	0.15	0.15	0.15	**0.24**	0.18	0.18
Bromomethane	µg/L	0.10	0.10	0.10	0.10	0.47	0.47	0.47	0.44	0.36	0.36
Carbon Disulfide	µg/L	NA	NA	NA	NA	0.42	0.42	0.42	0.44	0.26	0.26
Chloroform	µg/L	**0.17**	**0.2**	**0.29**	**0.39**	**0.3**	0.5	**0.48**	**0.47**	0.28	0.28
Chloromethane	µg/L	0.23	0.23	8.4	0.23	0.48	0.48	0.48	0.45	0.30	0.30
cis-1,2-Dichloroethene	µg/L	1.5	0.8	1.8	1.5	1.1	2.6	4.7	2.8	0.8	**0.30**
Dichlorodifluoromethane	µg/L	13	13	18.6	0.22	5.7	13	14	7.9	8.1	3.2
Ethylbenzene	µg/L	NA	NA	NA	NA	NA	NA	NA	NA	NA	NA
Iodomethane	µg/L	NA	NA	NA	NA	6.5	6.5	6.5	4.0	1.2	1.2
Methylene Chloride	µg/L	0.6	0.21	0.21	0.77	**0.7**	**1.2**	**2.9**	3.4	0.27	0.27
o-Xylene	µg/L	0.10	0.10	0.10	0.10	0.22	0.22	0.22	0.24	0.13	0.13
p+m-Xylenes	µg/L	0.28	0.28	0.28	0.28	0.50	0.50	0.50	0.39	0.30	0.30
Tetrachloroethene	µg/L	8.5	4.0	7.1	14	3.5	4.7	13	7.9	11	3.7
Toluene	µg/L	0.12	0.12	**0.15**[(5)]	0.12	0.14	0.14	0.14	0.24	0.22	0.22
Trichloroethene	µg/L	**0.43**	**0.47**	0.6	0.87	**0.4**	0.8	1.0	1	0.9	**0.29**
Trichlorofluoromethane	µg/L	2.6	2.4	4.0	4.6	**2**	**2.2**	**2.3**	**1.9**	**1.5**	**0.90**
Vinyl Chloride	µg/L	0.24	0.24	0.24	0.24	0.38	0.38	0.38	0.40	0.25	0.25
Total Xylenes	µg/L	NA	NA	NA	NA	NA	NA	NA	NA	NA	NA
SEMI-VOLATILE ORGANIC COMPOUNDS											
bis(2-Ethylhexyl) Phthalate	µg/L	NA	NA	NA	NA	NA	NA	NA	NA	NA	**5.3**[(5)]
Di-n-Butylphthalate	µg/L	NA	NA	NA	NA	NA	NA	NA	NA	NA	1.2
Dimethylphthalate	µg/L	NA	NA	NA	NA	NA	NA	NA	NA	NA	**2.5**[(5)]
HERBICIDES, PESTICIDES & PCBs: ND											

[EA] (Extended analysis) - Appendix I and Appendix II constituents analyzed. Other monitoring periods analyzed for routine monitoring parameters. Only detected compounds included above.

TABLE 5-7 (CONT'D)
MID-VALLEY SANITARY LANDFILL
HISTORICAL SUMMARY - MONITORING WELL F-5

ANALYTE	UNITS	Jan 2001	Apr 2001	Jul 2001	Oct 2001	Jan 2002	Apr 2002	Jul 2002	Oct 2002	Jan 2003	Apr 2003
FIELD PARAMETERS											
Dissolved Oxygen	mg/L	1.6	0.2	0.3	0	0.3	NA	NA	NA	NA	NA
Oxidation-Reduction Potential	mV	NA	NA	NA	NA	NA	NA	NA	NA	NA	NA
pH	units	7.2	6.3	6.9	7.1	6.6	NA	NA	NA	NA	NA
Specific Conductance	µmhos/cm	320	320	300	300	400	NA	NA	NA	NA	NA
Temperature	C°	18	19	21	20	20.2	NA	NA	NA	NA	NA
Turbidity	NTU	0	0	0	0	0	NA	NA	NA	NA	NA
GENERAL CHEMISTRY											
Alkalinity, Total	mg/L	NA	NA	NA	NA	NA	NA	NA	NA	NA	NA
Anions	meq/L	NA	NA	NA	NA	NA	NA	NA	NA	NA	NA
Bicarbonate Alkalinity	mg/L	NA	NA	NA	NA	NA	NA	NA	NA	NA	NA
Biological Oxygen Demand (BOD)	mg/L	NA	NA	NA	NA	NA	NA	NA	NA	NA	NA
Carbonate Alkalinity	mg/L	NA	NA	NA	NA	NA	NA	NA	NA	NA	NA
Cations	meq/L	NA	NA	NA	NA	NA	NA	NA	NA	NA	NA
Chemical Oxygen Demand (COD)	mg/L	NA	NA	NA	NA	NA	NA	NA	NA	NA	NA
Chloride	mg/L	4	6	6	6	4	NA	NA	NA	NA	NA
Cyanide	mg/L	NA	NA	NA	NA	NA	NA	NA	NA	NA	NA
Fluoride	mg/L	NA	NA	NA	NA	NA	NA	NA	NA	NA	NA
Hardness	mg/L	NA	NA	NA	NA	NA	NA	NA	NA	NA	NA
Hydroxide Alkalinity	mg/L	NA	NA	NA	NA	NA	NA	NA	NA	NA	NA
Nitrate (as N)	mg/L	2.7	1.6	0.9	**0.08**	**0.04**	NA	NA	NA	NA	NA
ortho-Phosphate Phosphorus	mg/L	NA	NA	NA	NA	NA	NA	NA	NA	NA	NA
Perchlorate	mg/L	NA	NA	NA	NA	NA	NA	NA	NA	NA	NA
Phenols, Total	mg/L	NA	NA	NA	NA	NA	NA	NA	NA	NA	NA
Phosphate	mg/L	NA	NA	NA	NA	NA	NA	NA	NA	NA	NA
Sulfate	mg/L	22	21	14	4.1	2.7	NA	NA	NA	NA	NA
Sulfide	mg/L	NA	NA	NA	NA	NA	NA	NA	NA	NA	NA
Total Dissolved Solids (TDS)	mg/L	240	200	220	210	240	NA	NA	NA	NA	NA
Total Organic Carbon (TOC)	mg/L	NA	NA	NA	NA	NA	NA	NA	NA	NA	NA
Total Organic Halides (TOX)	mg/L	NA	NA	NA	NA	NA	NA	NA	NA	NA	NA
Total Oxygen Demand (TOD)	mg/L	NA	NA	NA	NA	NA	NA	NA	NA	NA	NA
METALS											
Aluminum	mg/L	NA	NA	NA	NA	NA	NA	NA	NA	NA	NA
Antimony	mg/L	NA	NA	NA	NA	NA	NA	NA	NA	NA	NA
Arsenic	mg/L	NA	NA	NA	NA	NA	NA	NA	NA	NA	NA
Barium	mg/L	NA	NA	NA	NA	NA	NA	NA	NA	NA	NA
Beryllium	mg/L	NA	NA	NA	NA	NA	NA	NA	NA	NA	NA
Boron	mg/L	NA	NA	NA	NA	NA	NA	NA	NA	NA	NA
Cadmium	mg/L	NA	NA	NA	NA	NA	NA	NA	NA	NA	NA
Calcium	mg/L	55	48	47	51	60	NA	NA	NA	NA	NA
Chromium-Hexavalent	mg/L	NA	NA	NA	NA	NA	NA	NA	NA	NA	NA
Chromium-Total	mg/L	NA	NA	NA	NA	NA	NA	NA	NA	NA	NA
Cobalt	mg/L	NA	NA	NA	NA	NA	NA	NA	NA	NA	NA
Copper	mg/L	NA	NA	NA	NA	NA	NA	NA	NA	NA	NA
Iron	mg/L	NA	NA	NA	NA	NA	NA	NA	NA	NA	NA
Lead	mg/L	NA	NA	NA	NA	NA	NA	NA	NA	NA	NA
Magnesium	mg/L	8	8	7	7	9	NA	NA	NA	NA	NA
Manganese	mg/L	NA	NA	NA	NA	NA	NA	NA	NA	NA	NA
Mercury	mg/L	NA	NA	NA	NA	NA	NA	NA	NA	NA	NA
Molybdenum	mg/L	NA	NA	NA	NA	NA	NA	NA	NA	NA	NA
Nickel	mg/L	NA	NA	NA	NA	NA	NA	NA	NA	NA	NA
Phosphorus	mg/L	NA	NA	NA	NA	NA	NA	NA	NA	NA	NA
Potassium	mg/L	NA	NA	NA	NA	NA	NA	NA	NA	NA	NA
Selenium	mg/L	NA	NA	NA	NA	NA	NA	NA	NA	NA	NA
Silver	mg/L	NA	NA	NA	NA	NA	NA	NA	NA	NA	NA
Sodium	mg/L	10	9	8	9	10	NA	NA	NA	NA	NA
Thallium	mg/L	NA	NA	NA	NA	NA	NA	NA	NA	NA	NA
Tin	mg/L	NA	NA	NA	NA	NA	NA	NA	NA	NA	NA
Vanadium	mg/L	NA	NA	NA	NA	NA	NA	NA	NA	NA	NA
Zinc	mg/L	NA	NA	NA	NA	NA	NA	NA	NA	NA	NA
VOLATILE ORGANIC COMPOUNDS											
1,1-Dichloroethane	µg/L	0.35	0.35	0.35	0.35	0.35	NA	NA	NA	NA	NA
1,2-Dichloropropane	µg/L	0.29	0.29	0.29	0.29	0.29	NA	NA	NA	NA	NA
Benzene	µg/L	0.18	0.18	0.18	0.18	0.18	NA	NA	NA	NA	NA
Bromomethane	µg/L	0.36	0.36	0.36	1.2	0.36	NA	NA	NA	NA	NA
Carbon Disulfide	µg/L	0.26	0.26	0.26	2.5[(5)]	4.7[(5)]	NA	NA	NA	NA	NA
Chloroform	µg/L	0.28	0.28	0.28	0.28	0.28	NA	NA	NA	NA	NA
Chloromethane	µg/L	0.30	0.30	0.30	0.30	0.30	NA	NA	NA	NA	NA
cis-1,2-Dichloroethene	µg/L	0.18	0.18	0.18	0.18	2.5	NA	NA	NA	NA	NA
Dichlorodifluoromethane	µg/L	4.8	4.0	2.5	8.8	1.9	NA	NA	NA	NA	NA
Ethylbenzene	µg/L	NA	NA	NA	NA	NA	NA	NA	NA	NA	NA
Iodomethane	µg/L	1.2	1.2	1.2	**1.7**	1.2	NA	NA	NA	NA	NA
Methylene Chloride	µg/L	0.27	0.27	0.27	0.27	0.27	NA	NA	NA	NA	NA
o-Xylene	µg/L	0.13	0.13	0.13	0.13	0.13	NA	NA	NA	NA	NA
p+m-Xylenes	µg/L	0.30	0.30	0.30	0.30	0.30	NA	NA	NA	NA	NA
Tetrachloroethene	µg/L	2.1	1.9	2.3	3.1	2.7	NA	NA	NA	NA	NA
Toluene	µg/L	0.22	0.22	0.22	0.22	0.22	NA	NA	NA	NA	NA
Trichloroethene	µg/L	0.27	0.27	0.27	0.27	0.27	NA	NA	NA	NA	NA
Trichlorofluoromethane	µg/L	**0.81**	**0.75**	0.23	0.23	0.23	NA	NA	NA	NA	NA
Vinyl Chloride	µg/L	0.25	0.25	0.25	0.6	0.25	NA	NA	NA	NA	NA
Total Xylenes	µg/L										
SEMI-VOLATILE ORGANIC COMPOUNDS											
bis(2-Ethylhexyl) Phthalate	µg/L	NA	NA	NA	NA	NA	NA	NA	NA	NA	NA
Di-n-Butylphthalate	µg/L	NA	NA	NA	NA	NA	NA	NA	NA	NA	NA
Dimethylphthalate	µg/L	NA	NA	NA	NA	NA	NA	NA	NA	NA	NA
HERBICIDES, PESTICIDES & PCBs: ND											

[EA] (Extended analysis) - Appendix I and Appendix II constituents analyzed. Other monitoring periods analyzed for routine monitoring parameters. Only detected compounds included above.

TABLE 5-7 (CONT'D)
MID-VALLEY SANITARY LANDFILL
HISTORICAL SUMMARY - MONITORING WELL F-5

ANALYTE	UNITS	Jul 2003	Oct 2003	Jan 2004	Apr 2004	Jul 2004	Oct 2004	Jan 2005	Apr[EA] 2005	Jul[R] 2005	Oct 2005
FIELD PARAMETERS											
Dissolved Oxygen	mg/L	NA	NA	NA	NA	NA	NA	7.8	6.9	2.7	4.3
Oxidation-Reduction Potential	mV	NA	NA	NA	NA	NA	NA	NA	NA	NA	NA
pH	units	NA	NA	NA	NA	NA	NA	6.6	7.0	7.1	7.0
Specific Conductance	µmhos/cm	NA	NA	NA	NA	NA	NA	340	690	760	800
Temperature	C°	NA	NA	NA	NA	NA	NA	18.9	20.1	21	20
Turbidity	NTU	NA	NA	NA	NA	NA	NA	44	0	0	0
GENERAL CHEMISTRY											
Alkalinity, Total	mg/L	NA	NA	NA	NA	NA	NA	NA	370	NA	NA
Anions	meq/L	NA	NA	NA	NA	NA	NA	NA	4.4	NA	NA
Bicarbonate Alkalinity	mg/L	NA	NA	NA	NA	NA	NA	NA	370	NA	NA
Biological Oxygen Demand (BOD)	mg/L	NA	NA	NA	NA	NA	NA	NA	NA	NA	NA
Carbonate Alkalinity	mg/L	NA	NA	NA	NA	NA	NA	NA	5.0	NA	NA
Cations	meq/L	NA	NA	NA	NA	NA	NA	NA	4.1	NA	NA
Chemical Oxygen Demand (COD)	mg/L	NA	NA	NA	NA	NA	NA	NA	25	NA	NA
Chloride	mg/L	NA	NA	NA	NA	NA	NA	3.2	5.1	5.9	5.7
Cyanide	mg/L	NA	NA	NA	NA	NA	NA	NA	0.0063	NA	NA
Fluoride	mg/L	NA	NA	NA	NA	NA	NA	NA	0.24	NA	NA
Hardness	mg/L	NA	NA	NA	NA	NA	NA	NA	180	NA	NA
Hydroxide Alkalinity	mg/L	NA	NA	NA	NA	NA	NA	NA	5.0	NA	NA
Nitrate (as N)	mg/L	NA	NA	NA	NA	NA	NA	1.60	1.5	0.97	1.0
ortho-Phosphate Phosphorus	mg/L	NA	NA	NA	NA	NA	NA	NA	0.053	NA	NA
Perchlorate	mg/L	NA	NA	NA	NA	NA	NA	0.00011	0.00011	0.00011	0.00011
Phenols, Total	mg/L	NA	NA	NA	NA	NA	NA	NA	0.017	0.0050	NA
Phosphate	mg/L	NA	NA	NA	NA	NA	NA	NA	NA	NA	NA
Sulfate	mg/L	NA	NA	NA	NA	NA	NA	20	23	21	22
Sulfide	mg/L	NA	NA	NA	NA	NA	NA	NA	0.050	NA	NA
Total Dissolved Solids (TDS)	mg/L	NA	NA	NA	NA	NA	NA	280	390	520	460
Total Organic Carbon (TOC)	mg/L	NA	NA	NA	NA	NA	NA	NA	0.50	NA	NA
Total Organic Halides (TOX)	mg/L	NA	NA	NA	NA	NA	NA	NA	0.020	NA	NA
Total Oxygen Demand (TOD)	mg/L	NA	NA	NA	NA	NA	NA	NA	NA	NA	NA
METALS											
Aluminum	mg/L	NA	NA	NA	NA	NA	NA	NA	NA	NA	NA
Antimony	mg/L	NA	NA	NA	NA	NA	NA	NA	0.00038	NA	NA
Arsenic	mg/L	NA	NA	NA	NA	NA	NA	NA	0.00090	NA	NA
Barium	mg/L	NA	NA	NA	NA	NA	NA	NA	0.027	NA	NA
Beryllium	mg/L	NA	NA	NA	NA	NA	NA	NA	0.0015	NA	NA
Boron	mg/L	NA	NA	NA	NA	NA	NA	NA	**0.065**	NA	NA
Cadmium	mg/L	NA	NA	NA	NA	NA	NA	NA	0.0018	NA	NA
Calcium	mg/L	NA	NA	NA	NA	NA	NA	63	60	140	140
Chromium-Hexavalent	mg/L	NA	NA	NA	NA	NA	NA	NA	NA	NA	NA
Chromium-Total	mg/L	NA	NA	NA	NA	NA	NA	NA	**0.0046**	NA	NA
Cobalt	mg/L	NA	NA	NA	NA	NA	NA	NA	0.0062	NA	NA
Copper	mg/L	NA	NA	NA	NA	NA	NA	NA	**0.0066**	NA	NA
Iron	mg/L	NA	NA	NA	NA	NA	NA	NA	0.056	NA	NA
Lead	mg/L	NA	NA	NA	NA	NA	NA	NA	**0.00047**	NA	NA
Magnesium	mg/L	NA	NA	NA	NA	NA	NA	9.3	8.8	21	21
Manganese	mg/L	NA	NA	NA	NA	NA	NA	NA	**0.0030**	NA	NA
Mercury	mg/L	NA	NA	NA	NA	NA	NA	NA	0.000048	NA	NA
Molybdenum	mg/L	NA	NA	NA	NA	NA	NA	NA	NA	NA	NA
Nickel	mg/L	NA	NA	NA	NA	NA	NA	NA	0.021	NA	NA
Phosphorus	mg/L	NA	NA	NA	NA	NA	NA	NA	0.066	NA	NA
Potassium	mg/L	NA	NA	NA	NA	NA	NA	NA	2.7	NA	NA
Selenium	mg/L	NA	NA	NA	NA	NA	NA	NA	0.00028	NA	NA
Silver	mg/L	NA	NA	NA	NA	NA	NA	NA	0.0020	NA	NA
Sodium	mg/L	NA	NA	NA	NA	NA	NA	12	10	25	22
Thallium	mg/L	NA	NA	NA	NA	NA	NA	NA	0.013	NA	NA
Tin	mg/L	NA	NA	NA	NA	NA	NA	NA	0.00026	NA	NA
Vanadium	mg/L	NA	NA	NA	NA	NA	NA	NA	**0.0029**	NA	NA
Zinc	mg/L	NA	NA	NA	NA	NA	NA	NA	**0.019**	NA	NA
VOLATILE ORGANIC COMPOUNDS											
1,1-Dichloroethane	µg/L	NA	NA	NA	NA	NA	NA	0.060	0.17	0.17	0.17
1,2-Dichloropropane	µg/L	NA	NA	NA	NA	NA	NA	0.14	0.16	0.16	0.16
Benzene	µg/L	NA	NA	NA	NA	NA	NA	**0.090**	0.13	0.13	0.13
Bromomethane	µg/L	NA	NA	NA	NA	NA	NA	0.20	0.21	0.21	0.21
Carbon Disulfide	µg/L	NA	NA	NA	NA	NA	NA	0.20	0.38	0.38	0.38
Chloroform	µg/L	NA	NA	NA	NA	NA	NA	0.050	**0.11**	0.11	0.11
Chloromethane	µg/L	NA	NA	NA	NA	NA	NA	0.098	0.17	0.17	0.17
cis-1,2-Dichloroethene	µg/L	NA	NA	NA	NA	NA	NA	0.070	**0.22**	0.19	0.19
Dichlorodifluoromethane	µg/L	NA	NA	NA	NA	NA	NA	1.4	6.0	7.5	7.0
Ethylbenzene	µg/L	NA	NA	NA	NA	NA	NA	NA	NA	NA	NA
Iodomethane	µg/L	NA	NA	NA	NA	NA	NA	NA	NA	NA	NA
Methylene Chloride	µg/L	NA	NA	NA	NA	NA	NA	0.067	0.44	0.44	0.44
o-Xylene	µg/L	NA	NA	NA	NA	NA	NA	0.083	NA	0.14	0.14
p+m-Xylenes	µg/L	NA	NA	NA	NA	NA	NA	0.076	NA	0.26	0.26
Tetrachloroethene	µg/L	NA	NA	NA	NA	NA	NA	1.1	11	8.2	7.3
Toluene	µg/L	NA	NA	NA	NA	NA	NA	0.083	0.15	0.15	**0.15**
Trichloroethene	µg/L	NA	NA	NA	NA	NA	NA	0.075	**0.25**	0.18	0.18
Trichlorofluoromethane	µg/L	NA	NA	NA	NA	NA	NA	**0.27**	2.7	3.0	2.6
Vinyl Chloride	µg/L	NA	NA	NA	NA	NA	NA	0.11	0.16	0.16	0.16
Total Xylenes	µg/L	NA	NA	NA	NA	NA	NA	NA	NA	NA	NA
SEMI-VOLATILE ORGANIC COMPOUNDS											
bis(2-Ethylhexyl) Phthalate	µg/L	NA	NA	NA	NA	NA	NA	NA	**4.4**[(5)]	NA	NA
Di-n-Butylphthalate	µg/L	NA	NA	NA	NA	NA	NA	NA	0.31	NA	NA
Dimethylphthalate	µg/L	NA	NA	NA	NA	NA	NA	NA	0.24	NA	NA
HERBICIDES, PESTICIDES & PCBs: ND											

[EA] (Extended analysis) - Appendix I and Appendix II constituents analyzed. Other monitoring periods analyzed for routine monitoring parameters. Only detected compounds included above.

TABLE 5-7 (CONT'D)
MID-VALLEY SANITARY LANDFILL
HISTORICAL SUMMARY - MONITORING WELL F-5

ANALYTE	UNITS	Jan 2006	Apr 2006	Jul 2006	Oct 2006	Jan 2007	Apr 2007	Jul 2007	Oct 2007	Jan 2008	Apr 2008
FIELD PARAMETERS											
Dissolved Oxygen	mg/L	0.7	0.7	0.4	4.9	4.0	6.4	3.8	4.8	4.8	DRY
Oxidation-Reduction Potential	mV	NA	NA	NA	NA	NA	NA	NA	NA	NA	DRY
pH	units	6.7	6.7	6.9	6.7	7.1	6.6	6.4	7.0	6.8	DRY
Specific Conductance	µmhos/cm	580	590	610	600	560	150	660	350	340	DRY
Temperature	C°	20.7	20.8	20.3	20.8	19.7	21.5	19.8	20.1	19.3	DRY
Turbidity	NTU	0	0	0	0	8.0	22.1	5.1	9.3	11.7	DRY
GENERAL CHEMISTRY											
Alkalinity, Total	mg/L	NA	NA	NA	NA	NA	NA	NA	NA	NA	DRY
Anions	meq/L	NA	NA	NA	NA	NA	NA	NA	NA	NA	DRY
Bicarbonate Alkalinity	mg/L	NA	NA	NA	NA	NA	NA	NA	NA	NA	DRY
Biological Oxygen Demand (BOD)	mg/L	NA	NA	NA	NA	NA	NA	NA	NA	NA	DRY
Carbonate Alkalinity	mg/L	NA	NA	NA	NA	NA	NA	NA	NA	NA	DRY
Cations	meq/L	NA	NA	NA	NA	NA	NA	NA	NA	NA	DRY
Chemical Oxygen Demand (COD)	mg/L	NA	NA	NA	NA	NA	NA	NA	NA	NA	DRY
Chloride	mg/L	4.9	9.6	32	37	44	49	23	13	6.8	DRY
Cyanide	mg/L	NA	NA	NA	NA	NA	NA	NA	NA	NA	DRY
Fluoride	mg/L	NA	NA	NA	NA	NA	NA	NA	NA	NA	DRY
Hardness	mg/L	NA	NA	NA	NA	NA	NA	NA	NA	NA	DRY
Hydroxide Alkalinity	mg/L	NA	NA	NA	NA	NA	NA	NA	NA	NA	DRY
Nitrate (as N)	mg/L	0.22	0.93	1.6	4.8	5.2	4.3	4.9	5.1	5.1	DRY
ortho-Phosphate Phosphorus	mg/L	NA	NA	NA	NA	NA	NA	NA	NA	NA	DRY
Perchlorate	mg/L	0.00046	0.00046	0.00046	0.00046	0.00046	0.00046	0.00046	0.00046	0.00030	DRY
Phenols, Total	mg/L	NA	NA	NA	NA	NA	NA	NA	NA	NA	DRY
Phosphate	mg/L	NA	NA	NA	NA	NA	NA	NA	NA	NA	DRY
Sulfate	mg/L	20	24	21	19	23	21	19	20	19	DRY
Sulfide	mg/L	NA	NA	NA	NA	NA	NA	NA	NA	NA	DRY
Total Dissolved Solids (TDS)	mg/L	350	570	630	440	430	490	330	390	330	DRY
Total Organic Carbon (TOC)	mg/L	NA	NA	NA	NA	NA	NA	NA	NA	NA	DRY
Total Organic Halides (TOX)	mg/L	NA	NA	NA	NA	NA	NA	NA	NA	NA	DRY
Total Oxygen Demand (TOD)	mg/L	NA	NA	NA	NA	NA	NA	NA	NA	NA	DRY
METALS											
Aluminum	mg/L	NA	NA	NA	NA	NA	NA	NA	NA	NA	DRY
Antimony	mg/L	NA	NA	NA	NA	NA	NA	NA	NA	NA	DRY
Arsenic	mg/L	NA	NA	NA	NA	NA	NA	NA	NA	NA	DRY
Barium	mg/L	NA	NA	NA	NA	NA	NA	NA	NA	NA	DRY
Beryllium	mg/L	NA	NA	NA	NA	NA	NA	NA	NA	NA	DRY
Boron	mg/L	NA	NA	NA	NA	NA	NA	NA	NA	NA	DRY
Cadmium	mg/L	NA	NA	NA	NA	NA	NA	NA	NA	NA	DRY
Calcium	mg/L	90	140	160	120	120	130	110	87	80	DRY
Chromium-Hexavalent	mg/L	NA	NA	NA	NA	NA	NA	NA	NA	NA	DRY
Chromium-Total	mg/L	NA	NA	NA	NA	NA	NA	NA	NA	NA	DRY
Cobalt	mg/L	NA	NA	NA	NA	NA	NA	NA	NA	NA	DRY
Copper	mg/L	NA	NA	NA	NA	NA	NA	NA	NA	NA	DRY
Iron	mg/L	NA	NA	NA	NA	NA	NA	NA	NA	NA	DRY
Lead	mg/L	NA	NA	NA	NA	NA	NA	NA	NA	NA	DRY
Magnesium	mg/L	14	21	24	18	19	20	18	13	12	DRY
Manganese	mg/L	NA	NA	NA	NA	NA	NA	NA	NA	NA	DRY
Mercury	mg/L	NA	NA	NA	NA	NA	NA	NA	NA	NA	DRY
Molybdenum	mg/L	NA	NA	NA	NA	NA	NA	NA	NA	NA	DRY
Nickel	mg/L	NA	NA	NA	NA	NA	NA	NA	NA	NA	DRY
Phosphorus	mg/L	NA	NA	NA	NA	NA	NA	NA	NA	NA	DRY
Potassium	mg/L	NA	NA	NA	NA	NA	NA	NA	NA	NA	DRY
Selenium	mg/L	NA	NA	NA	NA	NA	NA	NA	NA	NA	DRY
Silver	mg/L	NA	NA	NA	NA	NA	NA	NA	NA	NA	DRY
Sodium	mg/L	18	22	22	15	16	16	15	14	12	DRY
Thallium	mg/L	NA	NA	NA	NA	NA	NA	NA	NA	NA	DRY
Tin	mg/L	NA	NA	NA	NA	NA	NA	NA	NA	NA	DRY
Vanadium	mg/L	NA	NA	NA	NA	NA	NA	NA	NA	NA	DRY
Zinc	mg/L	NA	NA	NA	NA	NA	NA	NA	NA	NA	DRY
VOLATILE ORGANIC COMPOUNDS											
1,1-Dichloroethane	µg/L	0.17	0.17	**0.37**	**0.24**	**0.25**	**0.45**	**0.37**	**0.24**	0.13	DRY
1,2-Dichloropropane	µg/L	0.16	0.16	0.16	**0.070**	0.16	**0.22**	0.12	0.12	0.16	DRY
Benzene	µg/L	0.13	0.13	0.13	0.14	0.13	0.14	0.12	0.12	0.18	DRY
Bromomethane	µg/L	0.21	0.21	0.21	0.31	0.21	0.31	0.31	0.31	0.22	DRY
Carbon Disulfide	µg/L	0.38	0.38	0.38	0.44	0.38	0.24	0.24	0.24	0.40	DRY
Chloroform	µg/L	0.11	0.11	**0.17**[5]	**0.15**	**0.19**[5]	**0.28**[5]	0.098	**0.18**	0.23	DRY
Chloromethane	µg/L	0.17	0.17	0.17	0.14	0.17	0.072	0.14	0.14	0.20	DRY
cis-1,2-Dichloroethene	µg/L	0.19	0.19	1.4	**0.38**	3.9	6.6	4.7	0.97	1.2	DRY
Dichlorodifluoromethane	µg/L	7.8	5.9	10	11	9.5	7.2	6.4	5.3	6.8	DRY
Ethylbenzene	µg/L	NA	NA	NA	NA	NA	NA	NA	NA	NA	DRY
Iodomethane	µg/L	NA	NA	NA	NA	NA	NA	NA	NA	NA	DRY
Methylene Chloride	µg/L	0.44	0.44	0.44	0.16	0.44	**0.36**[5]	0.16	0.16	0.27	DRY
o-Xylene	µg/L	0.14	0.14	0.14	0.096	0.14	0.096	0.12	0.12	0.16	DRY
p+m-Xylenes	µg/L	0.26	0.26	0.26	0.23	0.26	0.23	0.21	0.21	0.42	DRY
Tetrachloroethene	µg/L	13	16	26	23	25	26	22	13	11	DRY
Toluene	µg/L	0.15	0.15	0.15	0.12	0.15	0.12	0.12	0.12	0.14	DRY
Trichloroethene	µg/L	0.18	0.18	0.97	0.79	1.2	1.7	1.3	0.73	0.77	DRY
Trichlorofluoromethane	µg/L	2.8	3.1	3.6	3.1	2.6	1.7	1.8	0.14	1.6	DRY
Vinyl Chloride	µg/L	0.16	0.16	0.16	0.16	0.16	0.14	0.14	0.14	0.16	DRY
Total Xylenes	µg/L	NA	NA	NA	NA	NA	NA	NA	NA	NA	DRY
SEMI-VOLATILE ORGANIC COMPOUNDS											
bis(2-Ethylhexyl) Phthalate	µg/L	NA	NA	NA	NA	NA	NA	NA	NA	NA	DRY
Di-n-Butylphthalate	µg/L	NA	NA	NA	NA	NA	NA	NA	NA	NA	DRY
Dimethylphthalate	µg/L	NA	NA	NA	NA	NA	NA	NA	NA	NA	DRY
HERBICIDES, PESTICIDES & PCBs: ND											

[EA] (Extended analysis) - Appendix I and Appendix II constituents analyzed. Other monitoring periods analyzed for routine monitoring parameters. Only detected compounds included above.

TABLE 5-7 (CONT'D)
MID-VALLEY SANITARY LANDFILL
HISTORICAL SUMMARY - MONITORING WELL F-5

ANALYTE	UNITS	Jul 2008	Oct 2008	Jan 2009	Apr 2009	Jul 2009	Oct 2009	Jan 2010	Apr 2010	Jul 2010	Oct 2010
FIELD PARAMETERS											
Dissolved Oxygen	mg/L	DRY	DRY	DRY	DRY	DRY	DRY	DRY	DRY	DRY	DRY
Oxidation-Reduction Potential	mV	DRY	DRY	DRY	DRY	DRY	DRY	DRY	DRY	DRY	DRY
pH	units	DRY	DRY	DRY	DRY	DRY	DRY	DRY	DRY	DRY	DRY
Specific Conductance	µmhos/cm	DRY	DRY	DRY	DRY	DRY	DRY	DRY	DRY	DRY	DRY
Temperature	C°	DRY	DRY	DRY	DRY	DRY	DRY	DRY	DRY	DRY	DRY
Turbidity	NTU	DRY	DRY	DRY	DRY	DRY	DRY	DRY	DRY	DRY	DRY
GENERAL CHEMISTRY											
Alkalinity, Total	mg/L	DRY	DRY	DRY	DRY	DRY	DRY	DRY	DRY	DRY	DRY
Anions	meq/L	DRY	DRY	DRY	DRY	DRY	DRY	DRY	DRY	DRY	DRY
Bicarbonate Alkalinity	mg/L	DRY	DRY	DRY	DRY	DRY	DRY	DRY	DRY	DRY	DRY
Biological Oxygen Demand (BOD)	mg/L	DRY	DRY	DRY	DRY	DRY	DRY	DRY	DRY	DRY	DRY
Carbonate Alkalinity	mg/L	DRY	DRY	DRY	DRY	DRY	DRY	DRY	DRY	DRY	DRY
Cations	meq/L	DRY	DRY	DRY	DRY	DRY	DRY	DRY	DRY	DRY	DRY
Chemical Oxygen Demand (COD)	mg/L	DRY	DRY	DRY	DRY	DRY	DRY	DRY	DRY	DRY	DRY
Chloride	mg/L	DRY	DRY	DRY	DRY	DRY	DRY	DRY	DRY	DRY	DRY
Cyanide	mg/L	DRY	DRY	DRY	DRY	DRY	DRY	DRY	DRY	DRY	DRY
Fluoride	mg/L	DRY	DRY	DRY	DRY	DRY	DRY	DRY	DRY	DRY	DRY
Hardness	mg/L	DRY	DRY	DRY	DRY	DRY	DRY	DRY	DRY	DRY	DRY
Hydroxide Alkalinity	mg/L	DRY	DRY	DRY	DRY	DRY	DRY	DRY	DRY	DRY	DRY
Nitrate (as N)	mg/L	DRY	DRY	DRY	DRY	DRY	DRY	DRY	DRY	DRY	DRY
ortho-Phosphate Phosphorus	mg/L	DRY	DRY	DRY	DRY	DRY	DRY	DRY	DRY	DRY	DRY
Perchlorate	mg/L	DRY	DRY	DRY	DRY	DRY	DRY	DRY	DRY	DRY	DRY
Phenols, Total	mg/L	DRY	DRY	DRY	DRY	DRY	DRY	DRY	DRY	DRY	DRY
Phosphate	mg/L	DRY	DRY	DRY	DRY	DRY	DRY	DRY	DRY	DRY	DRY
Sulfate	mg/L	DRY	DRY	DRY	DRY	DRY	DRY	DRY	DRY	DRY	DRY
Sulfide	mg/L	DRY	DRY	DRY	DRY	DRY	DRY	DRY	DRY	DRY	DRY
Total Dissolved Solids (TDS)	mg/L	DRY	DRY	DRY	DRY	DRY	DRY	DRY	DRY	DRY	DRY
Total Organic Carbon (TOC)	mg/L	DRY	DRY	DRY	DRY	DRY	DRY	DRY	DRY	DRY	DRY
Total Organic Halides (TOX)	mg/L	DRY	DRY	DRY	DRY	DRY	DRY	DRY	DRY	DRY	DRY
Total Oxygen Demand (TOD)	mg/L	DRY	DRY	DRY	DRY	DRY	DRY	DRY	DRY	DRY	DRY
METALS											
Aluminum	mg/L	DRY	DRY	DRY	DRY	DRY	DRY	DRY	DRY	DRY	DRY
Antimony	mg/L	DRY	DRY	DRY	DRY	DRY	DRY	DRY	DRY	DRY	DRY
Arsenic	mg/L	DRY	DRY	DRY	DRY	DRY	DRY	DRY	DRY	DRY	DRY
Barium	mg/L	DRY	DRY	DRY	DRY	DRY	DRY	DRY	DRY	DRY	DRY
Beryllium	mg/L	DRY	DRY	DRY	DRY	DRY	DRY	DRY	DRY	DRY	DRY
Boron	mg/L	DRY	DRY	DRY	DRY	DRY	DRY	DRY	DRY	DRY	DRY
Cadmium	mg/L	DRY	DRY	DRY	DRY	DRY	DRY	DRY	DRY	DRY	DRY
Calcium	mg/L	DRY	DRY	DRY	DRY	DRY	DRY	DRY	DRY	DRY	DRY
Chromium-Hexavalent	mg/L	DRY	DRY	DRY	DRY	DRY	DRY	DRY	DRY	DRY	DRY
Chromium-Total	mg/L	DRY	DRY	DRY	DRY	DRY	DRY	DRY	DRY	DRY	DRY
Cobalt	mg/L	DRY	DRY	DRY	DRY	DRY	DRY	DRY	DRY	DRY	DRY
Copper	mg/L	DRY	DRY	DRY	DRY	DRY	DRY	DRY	DRY	DRY	DRY
Iron	mg/L	DRY	DRY	DRY	DRY	DRY	DRY	DRY	DRY	DRY	DRY
Lead	mg/L	DRY	DRY	DRY	DRY	DRY	DRY	DRY	DRY	DRY	DRY
Magnesium	mg/L	DRY	DRY	DRY	DRY	DRY	DRY	DRY	DRY	DRY	DRY
Manganese	mg/L	DRY	DRY	DRY	DRY	DRY	DRY	DRY	DRY	DRY	DRY
Mercury	mg/L	DRY	DRY	DRY	DRY	DRY	DRY	DRY	DRY	DRY	DRY
Molybdenum	mg/L	DRY	DRY	DRY	DRY	DRY	DRY	DRY	DRY	DRY	DRY
Nickel	mg/L	DRY	DRY	DRY	DRY	DRY	DRY	DRY	DRY	DRY	DRY
Phosphorus	mg/L	DRY	DRY	DRY	DRY	DRY	DRY	DRY	DRY	DRY	DRY
Potassium	mg/L	DRY	DRY	DRY	DRY	DRY	DRY	DRY	DRY	DRY	DRY
Selenium	mg/L	DRY	DRY	DRY	DRY	DRY	DRY	DRY	DRY	DRY	DRY
Silver	mg/L	DRY	DRY	DRY	DRY	DRY	DRY	DRY	DRY	DRY	DRY
Sodium	mg/L	DRY	DRY	DRY	DRY	DRY	DRY	DRY	DRY	DRY	DRY
Thallium	mg/L	DRY	DRY	DRY	DRY	DRY	DRY	DRY	DRY	DRY	DRY
Tin	mg/L	DRY	DRY	DRY	DRY	DRY	DRY	DRY	DRY	DRY	DRY
Vanadium	mg/L	DRY	DRY	DRY	DRY	DRY	DRY	DRY	DRY	DRY	DRY
Zinc	mg/L	DRY	DRY	DRY	DRY	DRY	DRY	DRY	DRY	DRY	DRY
VOLATILE ORGANIC COMPOUNDS											
1,1-Dichloroethane	µg/L	DRY	DRY	DRY	DRY	DRY	DRY	DRY	DRY	DRY	DRY
1,2-Dichloropropane	µg/L	DRY	DRY	DRY	DRY	DRY	DRY	DRY	DRY	DRY	DRY
Benzene	µg/L	DRY	DRY	DRY	DRY	DRY	DRY	DRY	DRY	DRY	DRY
Bromomethane	µg/L	DRY	DRY	DRY	DRY	DRY	DRY	DRY	DRY	DRY	DRY
Carbon Disulfide	µg/L	DRY	DRY	DRY	DRY	DRY	DRY	DRY	DRY	DRY	DRY
Chloroform	µg/L	DRY	DRY	DRY	DRY	DRY	DRY	DRY	DRY	DRY	DRY
Chloromethane	µg/L	DRY	DRY	DRY	DRY	DRY	DRY	DRY	DRY	DRY	DRY
cis-1,2-Dichloroethene	µg/L	DRY	DRY	DRY	DRY	DRY	DRY	DRY	DRY	DRY	DRY
Dichlorodifluoromethane	µg/L	DRY	DRY	DRY	DRY	DRY	DRY	DRY	DRY	DRY	DRY
Ethylbenzene	µg/L	DRY	DRY	DRY	DRY	DRY	DRY	DRY	DRY	DRY	DRY
Iodomethane	µg/L	DRY	DRY	DRY	DRY	DRY	DRY	DRY	DRY	DRY	DRY
Methylene Chloride	µg/L	DRY	DRY	DRY	DRY	DRY	DRY	DRY	DRY	DRY	DRY
o-Xylene	µg/L	DRY	DRY	DRY	DRY	DRY	DRY	DRY	DRY	DRY	DRY
p+m-Xylenes	µg/L	DRY	DRY	DRY	DRY	DRY	DRY	DRY	DRY	DRY	DRY
Tetrachloroethene	µg/L	DRY	DRY	DRY	DRY	DRY	DRY	DRY	DRY	DRY	DRY
Toluene	µg/L	DRY	DRY	DRY	DRY	DRY	DRY	DRY	DRY	DRY	DRY
Trichloroethene	µg/L	DRY	DRY	DRY	DRY	DRY	DRY	DRY	DRY	DRY	DRY
Trichlorofluoromethane	µg/L	DRY	DRY	DRY	DRY	DRY	DRY	DRY	DRY	DRY	DRY
Vinyl Chloride	µg/L	DRY	DRY	DRY	DRY	DRY	DRY	DRY	DRY	DRY	DRY
Total Xylenes	µg/L	DRY	DRY	DRY	DRY	DRY	DRY	DRY	DRY	DRY	DRY
SEMI-VOLATILE ORGANIC COMPOUNDS											
bis(2-Ethylhexyl) Phthalate	µg/L	DRY	DRY	DRY	DRY	DRY	DRY	DRY	DRY	DRY	DRY
Di-n-Butylphthalate	µg/L	DRY	DRY	DRY	DRY	DRY	DRY	DRY	DRY	DRY	DRY
Dimethylphthalate	µg/L	DRY	DRY	DRY	DRY	DRY	DRY	DRY	DRY	DRY	DRY
HERBICIDES, PESTICIDES & PCBs: ND											

[EA] (Extended analysis) - Appendix I and Appendix II constituents analyzed. Other monitoring periods analyzed for routine monitoring parameters. Only detected compounds included above.

TABLE 5-7 (CONT'D)
MID-VALLEY SANITARY LANDFILL
HISTORICAL SUMMARY - MONITORING WELL F-5

ANALYTE	UNITS	Jan 2011	Apr 2011	Jul 2011	Oct 2011	Jan 2012	May 2012	Aug 2012	Nov 2012	Feb 2013	May 2013
FIELD PARAMETERS											
Dissolved Oxygen	mg/L	DRY	DRY	DRY	DRY	NA	NA	NA	2.43	3.46	2.36
Oxidation-Reduction Potential	mV	DRY	DRY	DRY	DRY	NA	NA	NA	222	292	147
pH	units	DRY	DRY	DRY	DRY	NA	NA	NA	6.43	6.89	6.54
Specific Conductance	µmhos/cm	DRY	DRY	DRY	DRY	NA	NA	NA	727	542	479
Temperature	C°	DRY	DRY	DRY	DRY	NA	NA	NA	19.93	20.73	23.21
Turbidity	NTU	DRY	DRY	DRY	DRY	NA	NA	NA	8.5	0.3	1.0
GENERAL CHEMISTRY											
Alkalinity, Total	mg/L	DRY	DRY	DRY	DRY	NA	NA	NA	NA	NA	NA
Anions	meq/L	DRY	DRY	DRY	DRY	NA	NA	NA	NA	NA	NA
Bicarbonate Alkalinity	mg/L	DRY	DRY	DRY	DRY	NA	NA	NA	NA	NA	NA
Biological Oxygen Demand (BOD)	mg/L	DRY	DRY	DRY	DRY	NA	NA	NA	NA	NA	NA
Carbonate Alkalinity	mg/L	DRY	DRY	DRY	DRY	NA	NA	NA	NA	NA	NA
Cations	meq/L	DRY	DRY	DRY	DRY	NA	NA	NA	NA	NA	NA
Chemical Oxygen Demand (COD)	mg/L	DRY	DRY	DRY	DRY	NA	NA	NA	NA	NA	NA
Chloride	mg/L	DRY	DRY	DRY	DRY	NA	NA	NA	21	12	8.2
Cyanide	mg/L	DRY	DRY	DRY	DRY	NA	NA	NA	NA	NA	NA
Fluoride	mg/L	DRY	DRY	DRY	DRY	NA	NA	NA	NA	NA	NA
Hardness	mg/L	DRY	DRY	DRY	DRY	NA	NA	NA	NA	NA	NA
Hydroxide Alkalinity	mg/L	DRY	DRY	DRY	DRY	NA	NA	NA	NA	NA	NA
Nitrate (as N)	mg/L	DRY	DRY	DRY	DRY	NA	NA	NA	3.5	2.8	2.1
ortho-Phosphate Phosphorus	mg/L	DRY	DRY	DRY	DRY	NA	NA	NA	NA	NA	NA
Perchlorate	mg/L	DRY	DRY	DRY	DRY	NA	NA	NA	0.00081	0.00081	0.00081
Phenols, Total	mg/L	DRY	DRY	DRY	DRY	NA	NA	NA	NA	NA	NA
Phosphate	mg/L	DRY	DRY	DRY	DRY	NA	NA	NA	NA	NA	NA
Sulfate	mg/L	DRY	DRY	DRY	DRY	NA	NA	NA	23	22	19
Sulfide	mg/L	DRY	DRY	DRY	DRY	NA	NA	NA	NA	NA	NA
Total Dissolved Solids (TDS)	mg/L	DRY	DRY	DRY	DRY	NA	NA	NA	460	370	350
Total Organic Carbon (TOC)	mg/L	DRY	DRY	DRY	DRY	NA	NA	NA	NA	NA	NA
Total Organic Halides (TOX)	mg/L	DRY	DRY	DRY	DRY	NA	NA	NA	NA	NA	NA
Total Oxygen Demand (TOD)	mg/L	DRY	DRY	DRY	DRY	NA	NA	NA	NA	NA	NA
METALS											
Aluminum	mg/L	DRY	DRY	DRY	DRY	NA	NA	NA	NA	NA	NA
Antimony	mg/L	DRY	DRY	DRY	DRY	NA	NA	NA	NA	NA	NA
Arsenic	mg/L	DRY	DRY	DRY	DRY	NA	NA	NA	NA	NA	NA
Barium	mg/L	DRY	DRY	DRY	DRY	NA	NA	NA	NA	NA	NA
Beryllium	mg/L	DRY	DRY	DRY	DRY	NA	NA	NA	NA	NA	NA
Boron	mg/L	DRY	DRY	DRY	DRY	NA	NA	NA	NA	NA	NA
Cadmium	mg/L	DRY	DRY	DRY	DRY	NA	NA	NA	NA	NA	NA
Calcium	mg/L	DRY	DRY	DRY	DRY	NA	NA	NA	110	100	95
Chromium-Hexavalent	mg/L	DRY	DRY	DRY	DRY	NA	NA	NA	NA	NA	NA
Chromium-Total	mg/L	DRY	DRY	DRY	DRY	NA	NA	NA	NA	NA	NA
Cobalt	mg/L	DRY	DRY	DRY	DRY	NA	NA	NA	NA	NA	NA
Copper	mg/L	DRY	DRY	DRY	DRY	NA	NA	NA	NA	NA	NA
Iron	mg/L	DRY	DRY	DRY	DRY	NA	NA	NA	NA	NA	NA
Lead	mg/L	DRY	DRY	DRY	DRY	NA	NA	NA	NA	NA	NA
Magnesium	mg/L	DRY	DRY	DRY	DRY	NA	NA	NA	17	15	14
Manganese	mg/L	DRY	DRY	DRY	DRY	NA	NA	NA	NA	NA	NA
Mercury	mg/L	DRY	DRY	DRY	DRY	NA	NA	NA	NA	NA	NA
Molybdenum	mg/L	DRY	DRY	DRY	DRY	NA	NA	NA	NA	NA	NA
Nickel	mg/L	DRY	DRY	DRY	DRY	NA	NA	NA	NA	NA	NA
Phosphorus	mg/L	DRY	DRY	DRY	DRY	NA	NA	NA	NA	NA	NA
Potassium	mg/L	DRY	DRY	DRY	DRY	NA	NA	NA	NA	NA	NA
Selenium	mg/L	DRY	DRY	DRY	DRY	NA	NA	NA	NA	NA	NA
Silver	mg/L	DRY	DRY	DRY	DRY	NA	NA	NA	NA	NA	NA
Sodium	mg/L	DRY	DRY	DRY	DRY	NA	NA	NA	16	14	12
Thallium	mg/L	DRY	DRY	DRY	DRY	NA	NA	NA	NA	NA	NA
Tin	mg/L	DRY	DRY	DRY	DRY	NA	NA	NA	NA	NA	NA
Vanadium	mg/L	DRY	DRY	DRY	DRY	NA	NA	NA	NA	NA	NA
Zinc	mg/L	DRY	DRY	DRY	DRY	NA	NA	NA	NA	NA	NA
VOLATILE ORGANIC COMPOUNDS											
1,1-Dichloroethane	µg/L	DRY	DRY	DRY	DRY	NA	NA	NA	**0.18**	0.11	0.11
1,2-Dichloropropane	µg/L	DRY	DRY	DRY	DRY	NA	NA	NA	0.13	0.13	0.13
Benzene	µg/L	DRY	DRY	DRY	DRY	NA	NA	NA	0.083	0.083	0.083
Bromomethane	µg/L	DRY	DRY	DRY	DRY	NA	NA	NA	0.25	0.25	0.25
Carbon Disulfide	µg/L	DRY	DRY	DRY	DRY	NA	NA	NA	0.38	0.38	0.38
Chloroform	µg/L	DRY	DRY	DRY	DRY	NA	NA	NA	**0.20**	0.12	0.12
Chloromethane	µg/L	DRY	DRY	DRY	DRY	NA	NA	NA	0.14	0.14	0.14
cis-1,2-Dichloroethene	µg/L	DRY	DRY	DRY	DRY	NA	NA	NA	2.1	0.54	**0.18**
Dichlorodifluoromethane	µg/L	DRY	DRY	DRY	DRY	NA	NA	NA	6.0	8.3	3.4
Ethylbenzene	µg/L	DRY	DRY	DRY	DRY	NA	NA	NA	0.098	0.098	0.098
Iodomethane	µg/L	DRY	DRY	DRY	DRY	NA	NA	NA	NA	NA	NA
Methylene Chloride	µg/L	DRY	DRY	DRY	DRY	NA	NA	NA	0.48	0.48	0.48
o-Xylene	µg/L	DRY	DRY	DRY	DRY	NA	NA	NA	0.082	0.082	0.082
p+m-Xylenes	µg/L	DRY	DRY	DRY	DRY	NA	NA	NA	0.28	0.28	0.28
Tetrachloroethene	µg/L	DRY	DRY	DRY	DRY	NA	NA	NA	27	19	16
Toluene	µg/L	DRY	DRY	DRY	DRY	NA	NA	NA	0.093	0.093	0.093
Trichloroethene	µg/L	DRY	DRY	DRY	DRY	NA	NA	NA	1.5	0.73	**0.42**
Trichlorofluoromethane	µg/L	DRY	DRY	DRY	DRY	NA	NA	NA	2.1	2.0	1.2
Vinyl Chloride	µg/L	DRY	DRY	DRY	DRY	NA	NA	NA	0.12	0.12	0.12
Total Xylenes	µg/L	DRY	DRY	DRY	DRY	NA	NA	NA	0.36	0.36	0.36
SEMI-VOLATILE ORGANIC COMPOUNDS											
bis(2-Ethylhexyl) Phthalate	µg/L	DRY	DRY	DRY	DRY	NA	NA	NA	NA	NA	NA
Di-n-Butylphthalate	µg/L	DRY	DRY	DRY	DRY	NA	NA	NA	NA	NA	NA
Dimethylphthalate	µg/L	DRY	DRY	DRY	DRY	NA	NA	NA	NA	NA	NA
HERBICIDES, PESTICIDES & PCBs: ND											

[EA] (Extended analysis) - Appendix I and Appendix II constituents analyzed. Other monitoring periods analyzed for routine monitoring parameters. Only detected compounds included above.

TABLE 5-7 (CONT'D)
MID-VALLEY SANITARY LANDFILL
HISTORICAL SUMMARY - MONITORING WELL F-5

ANALYTE	UNITS	Aug 2013	Nov 2013	Feb 2014	May 2014	Aug 2014	Nov 2014	Feb 2015
FIELD PARAMETERS								
Dissolved Oxygen	mg/L	1.87	2.19	3.32	1.36	5.36	2.66	5.21
Oxidation-Reduction Potential	mV	335	136	163	140	242	149	102
pH	units	6.77	6.82	7.13	6.74	6.95	6.72	6.51
Specific Conductance	µmhos/cm	524	541	449	542	509	443	1500
Temperature	C°	23.41	21.41	21.39	19.73	21.85	18.05	18.49
Turbidity	NTU	0.2	0.8	0.5	1.3	40.2	34.4	602
GENERAL CHEMISTRY								
Alkalinity, Total	mg/L	NA	NA	NA	NA	NA	NA	NA
Anions	meq/L	NA	NA	NA	NA	NA	NA	NA
Bicarbonate Alkalinity	mg/L	NA	NA	NA	NA	NA	NA	NA
Biological Oxygen Demand (BOD)	mg/L	NA	NA	NA	NA	NA	NA	NA
Carbonate Alkalinity	mg/L	NA	NA	NA	NA	NA	NA	NA
Cations	meq/L	NA	NA	NA	NA	NA	NA	NA
Chemical Oxygen Demand (COD)	mg/L	NA	NA	NA	NA	NA	NA	NA
Chloride	mg/L	7.3	7.1	5.8	6.4	6.2	6.1	6.1
Cyanide	mg/L	NA	NA	NA	NA	NA	NA	NA
Fluoride	mg/L	NA	NA	NA	NA	NA	NA	NA
Hardness	mg/L	NA	NA	NA	NA	NA	NA	NA
Hydroxide Alkalinity	mg/L	NA	NA	NA	NA	NA	NA	NA
Nitrate (as N)	mg/L	3.3	2.9	3.3	3.0	3.4	3.3	3.3
ortho-Phosphate Phosphorus	mg/L	NA	NA	NA	NA	NA	NA	NA
Perchlorate	mg/L	0.00081	0.00081	0.00045	0.00045	0.00045	NA	0.0013
Phenols, Total	mg/L	NA	NA	NA	NA	NA	NA	NA
Phosphate	mg/L	NA	NA	NA	NA	NA	NA	NA
Sulfate	mg/L	18	20	19	23	23	19	19
Sulfide	mg/L	NA	NA	NA	NA	NA	NA	NA
Total Dissolved Solids (TDS)	mg/L	330	390	320	420	360	280	330
Total Organic Carbon (TOC)	mg/L	NA	NA	NA	NA	NA	NA	NA
Total Organic Halides (TOX)	mg/L	NA	NA	NA	NA	NA	NA	NA
Total Oxygen Demand (TOD)	mg/L	NA	NA	NA	NA	NA	NA	NA
METALS								
Aluminum	mg/L	NA	NA	NA	NA	NA	NA	NA
Antimony	mg/L	NA	NA	NA	NA	NA	NA	NA
Arsenic	mg/L	NA	NA	NA	NA	NA	NA	NA
Barium	mg/L	NA	NA	NA	NA	NA	NA	NA
Beryllium	mg/L	NA	NA	NA	NA	NA	NA	NA
Boron	mg/L	NA	NA	NA	NA	NA	NA	NA
Cadmium	mg/L	NA	NA	NA	NA	NA	NA	NA
Calcium	mg/L	80	100	94	110	95	80	67
Chromium-Hexavalent	mg/L	NA	NA	NA	NA	NA	NA	NA
Chromium-Total	mg/L	NA	NA	NA	NA	NA	NA	NA
Cobalt	mg/L	NA	NA	NA	NA	NA	NA	NA
Copper	mg/L	NA	NA	NA	NA	NA	NA	NA
Iron	mg/L	NA	NA	NA	NA	NA	NA	NA
Lead	mg/L	NA	NA	NA	NA	NA	NA	NA
Magnesium	mg/L	12	15	14	18	15	13	10
Manganese	mg/L	NA	NA	NA	NA	NA	NA	NA
Mercury	mg/L	NA	NA	NA	NA	NA	NA	NA
Molybdenum	mg/L	NA	NA	NA	NA	NA	NA	NA
Nickel	mg/L	NA	NA	NA	NA	NA	NA	NA
Phosphorus	mg/L	NA	NA	NA	NA	NA	NA	NA
Potassium	mg/L	NA	NA	NA	NA	NA	NA	NA
Selenium	mg/L	NA	NA	NA	NA	NA	NA	NA
Silver	mg/L	NA	NA	NA	NA	NA	NA	NA
Sodium	mg/L	12	15	15	15	12	13	10
Thallium	mg/L	NA	NA	NA	NA	NA	NA	NA
Tin	mg/L	NA	NA	NA	NA	NA	NA	NA
Vanadium	mg/L	NA	NA	NA	NA	NA	NA	NA
Zinc	mg/L	NA	NA	NA	NA	NA	NA	NA
VOLATILE ORGANIC COMPOUNDS								
1,1-Dichloroethane	µg/L	0.11	0.11	0.11	0.11	0.11	0.11	0.11
1,2-Dichloropropane	µg/L	0.13	0.13	0.13	0.13	0.13	0.13	0.13
Benzene	µg/L	0.083	0.083	0.083	0.083	0.083	0.083	0.083
Bromomethane	µg/L	0.25	0.25	0.25	0.25	0.25	0.25	0.25
Carbon Disulfide	µg/L	0.38	0.38	0.38	0.38	0.38	0.38	0.38
Chloroform	µg/L	0.12	0.12	0.12	0.12	0.12	0.12	0.12
Chloromethane	µg/L	0.14	0.14	0.14	0.14	0.14	0.14	0.14
cis-1,2-Dichloroethene	µg/L	**0.33**	0.62	0.085	**0.26**	0.085	0.085	0.085
Dichlorodifluoromethane	µg/L	6.8	3.7	3.0	6.6	3.7	1.9	1.4
Ethylbenzene	µg/L	0.098	**0.11** (5)	0.098	0.098	0.098	0.098	0.098
Iodomethane	µg/L	NA	NA	NA	NA	NA	NA	NA
Methylene Chloride	µg/L	0.48	0.48	0.48	0.48	0.48	0.48	0.48
o-Xylene	µg/L	0.082	0.51 (5)	**0.21**	0.082	0.082	0.082	0.082
p+m-Xylenes	µg/L	0.28	0.55 (5)	0.28	0.28	0.28	0.28	0.28
Tetrachloroethene	µg/L	15	19	8.3	16	9.9	6.5	8.2
Toluene	µg/L	0.093	0.093	0.093	0.093	0.093	0.093	0.093
Trichloroethene	µg/L	**0.27**	0.57	**0.20**	**0.47**	**0.27**	**0.26**	**0.38**
Trichlorofluoromethane	µg/L	1.6	1.2	0.83	1.8	1.0	0.76	0.73
Vinyl Chloride	µg/L	0.12	0.12	0.12	0.12	0.12	0.12	0.12
Total Xylenes	µg/L	0.36	1.1 (5)	**0.36**	0.36	0.36	0.36	0.36
SEMI-VOLATILE ORGANIC COMPOUNDS								
bis(2-Ethylhexyl) Phthalate	µg/L	NA	NA	NA	NA	NA	NA	NA
Di-n-Butylphthalate	µg/L	NA	NA	NA	NA	NA	NA	NA
Dimethylphthalate	µg/L	NA	NA	NA	NA	NA	NA	NA
HERBICIDES, PESTICIDES & PCBs: ND								

EX (Extended analysis) - Appendix I and Appendix II constituents analyzed. Other monitoring periods analyzed for routine monitoring parameters. Only detected compounds included above.

TABLE 5-7 (CONT'D)
MID-VALLEY SANITARY LANDFILL
HISTORICAL SUMMARY - MONITORING WELL F-5

ANALYTE	UNITS	May 2015	MED.	AVG.	STD. DEV.	MIN.	MAX.
FIELD PARAMETERS							
Dissolved Oxygen	mg/L	5.76	2.58	3.02	2.22	0	7.8
Oxidation-Reduction Potential	mV	177	163	196	82.2	102	335
pH	units	6.73	6.92	6.92	0.309	6.3	7.7
Specific Conductance	µmhos/cm	1430	510	557	281	150	1500
Temperature	C°	18.79	20.0	19.5	2.44	12	23.41
Turbidity	NTU	17.7	0.650	41.6	143	0	602
GENERAL CHEMISTRY							
Alkalinity, Total	mg/L	220	244	280	143	138	573
Anions	meq/L	5.2	5.20	6.27	2.95	3.4	12.20
Bicarbonate Alkalinity	mg/L	220	266	322	174	168	699
Biological Oxygen Demand (BOD)	mg/L	NA	2.50	2.50	0.0	2.5	2.5
Carbonate Alkalinity	mg/L	NA	NC	NC	NC	NC	NC
Cations	meq/L	5.9	5.83	6.28	2.98	3.44	12.42
Chemical Oxygen Demand (COD)	mg/L	**11**	9.40	20.8	26.6	3.0	87.5
Chloride	mg/L	5.9	9.20	12.9	11.2	2.0	49
Cyanide	mg/L	0.0014	NC	NC	NC	NC	NC
Fluoride	mg/L	0.16	0.200	0.232	0.0988	0.10	0.40
Hardness	mg/L	270	252	274	117	144	563
Hydroxide Alkalinity	mg/L	4.1	NC	NC	NC	NC	NC
Nitrate (as N)	mg/L	2.2	2.80	2.95	1.75	**0.04**	8.0
ortho-Phosphate Phosphorus	mg/L	**0.047**[5]	0.0650	0.110	0.0899	**0.03**	0.27
Perchlorate	mg/L	0.0013	NC	NC	NC	NC	NC
Phenols, Total	mg/L	0.01	NC	NC	NC	0.0050	0.017
Phosphate	mg/L	**0.036**	0.0680	0.0680	0.0370	**0.036**	0.1
Sulfate	mg/L	25	21.0	21.3	11.0	2.7	76
Sulfide	mg/L	0.050	NC	NC	NC	NC	NC
Total Dissolved Solids (TDS)	mg/L	290	330	350	102	200	630
Total Organic Carbon (TOC)	mg/L	**0.40**	4.00	7.58	6.91	**0.40**	18
Total Organic Halides (TOX)	mg/L	0.02	0.0200	0.0335	0.0335	0.005	0.11
Total Oxygen Demand (TOD)	mg/L	NA	30.0	30.0	0.0	30	30
METALS							
Aluminum	mg/L	2.4	0.0900	0.918	1.11	0.076	2.4
Antimony	mg/L	0.0085	0.00540	0.0462	0.0977	0.0002	0.0054
Arsenic	mg/L	0.0078	0.00315	0.0214	0.0568	0.0003	0.0042
Barium	mg/L	0.055	0.0550	0.243	0.425	**0.025**	1.10
Beryllium	mg/L	0.0005	NC	NC	NC	NC	NC
Boron	mg/L	0.013	0.160	0.178	0.138	0.013	0.4
Cadmium	mg/L	0.0011	0.00190	0.00403	0.00562	0.0001	0.007
Calcium	mg/L	85	86.0	89.9	32.1	46	179
Chromium-Hexavalent	mg/L	NA	NC	NC	NC	0.01	0.027
Chromium-Total	mg/L	0.027	0.0100	0.0705	0.0982	0.0027	0.232
Cobalt	mg/L	0.0013	NC	NC	NC	0.0001	0.03
Copper	mg/L	0.01	0.0100	0.0106	0.00932	**0.00074**	0.011
Iron	mg/L	2.9	0.0900	0.503	0.890	0.006	2.9
Lead	mg/L	**0.0086**	0.00930	0.611	2.01	**0.00020**	0.09
Magnesium	mg/L	13	12.5	13.7	5.33	7	30.7
Manganese	mg/L	0.120	0.0300	0.0548	0.0854	0.0012	0.30
Mercury	mg/L	**0.000035**	0.000200	0.0236	0.0511	**0.000035**	0.127
Molybdenum	mg/L	**0.0014**	0.00270	0.0200	0.0319	**0.0014**	0.0027
Nickel	mg/L	0.015	0.0175	0.0376	0.0437	**0.0017**	0.11
Phosphorus	mg/L	**0.036**	0.0950	0.324	0.620	0.01	1.9
Potassium	mg/L	3.9	3.42	3.37	0.782	2	4.93
Selenium	mg/L	0.015	NC	NC	NC	0.0002	**0.037**
Silver	mg/L	0.0019	NC	NC	NC	0.0001	0.007
Sodium	mg/L	14	12.7	13.4	3.91	8	25
Thallium	mg/L	0.024	NC	NC	NC	NC	NC
Tin	mg/L	0.0067	NC	NC	NC	NC	NC
Vanadium	mg/L	**0.0073**	0.00865	0.0310	0.0611	**0.0020**	0.017
Zinc	mg/L	**0.0046**	0.0140	0.0294	0.0361	0.002	0.13
VOLATILE ORGANIC COMPOUNDS							
1,1-Dichloroethane	µg/L	0.11	0.300	0.286	0.163	0.060	0.6
1,2-Dichloropropane	µg/L	0.13	0.180	0.200	0.0754	**0.070**	**0.22**
Benzene	µg/L	0.083	NC	NC	NC	0.05	**0.24**
Bromomethane	µg/L	0.25	NC	NC	NC	0.10	1.2
Carbon Disulfide	µg/L	0.38	NC	NC	NC	NC	NC
Chloroform	µg/L	0.12	0.250	0.349	0.470	0.050	2.7
Chloromethane	µg/L	0.14	NC	NC	NC	0.072	8.4
cis-1,2-Dichloroethene	µg/L	0.085	0.800	1.35	1.65	0.070	6.6
Dichlorodifluoromethane	µg/L	1.6	7.50	10.9	10.7	0.08	46.4
Ethylbenzene	µg/L	0.098	NC	NC	NC	0.098	**0.11**
Iodomethane	µg/L	NA	NC	NC	NC	1.2	**1.7**
Methylene Chloride	µg/L	0.48	0.480	0.667	0.704	0.067	3.4
o-Xylene	µg/L	0.082	NC	NC	NC	0.082	0.51
p+m-Xylenes	µg/L	0.28	NC	NC	NC	0.076	1.4
Tetrachloroethene	µg/L	10	11.0	14.3	15.1	0.5	79
Toluene	µg/L	0.093	NC	NC	NC	0.07	18
Trichloroethene	µg/L	**0.23**	0.600	0.756	0.669	0.05	3.6
Trichlorofluoromethane	µg/L	0.80	2.00	2.43	2.12	0.07	10.5
Vinyl Chloride	µg/L	0.12	NC	NC	NC	0.11	0.6
Total Xylenes	µg/L	0.36	0.360	0.422	0.214	0.36	1.1
SEMI-VOLATILE ORGANIC COMPOUNDS							
bis(2-Ethylhexyl) Phthalate	µg/L	3.0	2.50	2.80	1.64	NC	NC
Di-n-Butylphthalate	µg/L	0.39	NC	NC	NC	NC	NC
Dimethylphthalate	µg/L	0.39	0.695	8.21	12.0	0.24	23.7
HERBICIDES, PESTICIDES & PCBs: ND							

[2,5] (Extended analysis) - Appendix I and Appendix II constituents analyzed. Other monitoring periods analyzed for routine monitoring parameters. Only detected compounds included above.

TABLE 5-8
MID-VALLEY SANITARY LANDFILL
HISTORICAL SUMMARY - MONITORING WELL F-6

ANALYTE	UNITS	Jun 1990	Jul 1990	Oct 1990	Dec 1990	Feb 1991	May 1991	Aug 1991	Nov 1991	Jul 1992	Aug 1992
FIELD PARAMETERS											
Dissolved Oxygen (DO)	mg/L	NA	NA	NA	NA	NA	NA	NA	NA	NA	NA
Oxidation-Reduction Potential	mV	NA	NA	NA	NA	NA	NA	NA	NA	NA	NA
pH	units	NA	8.30	7.58	7.7	7.8	7.50	7.54	8.02	NA	NA
Specific Conductance	µmhos/cm	NA	697	310	370	228	396	384	365	NA	NA
Temperature	C°	NA	NA	NA	NA	NA	NA	NA	NA	NA	NA
Turbidity	NTU	NA	NA	NA	NA	NA	NA	NA	NA	NA	NA
GENERAL CHEMISTRY											
Alkalinity, Total	mg/L	NA	150	150	150	155	153	165	155	155	140
Anions	meq/L	NA	NC	NC	NC	NC	NC	NC	NC	4.3	3.46
Bicarbonate Alkalinity	mg/L	NA	183	183	183	189	186	201	189	189	171
Carbonate Alkalinity	mg/L	NA	NA	NA	NA	NA	NA	NA	NA	1.0	1.0
Cations	meq/L	NA	NC	NC	NC	NC	NC	NC	NC	10.5	4.52
Chemical Oxygen Demand (COD)	mg/L	NA	6.0	9.0	15	5.0	5.0	15	5.0	14	46
Chloride	mg/L	NA	4.5	5.0	4.0	4.0	4.0	3.0	3.0	11	4.0
Cyanide	mg/L	NA	NA	NA	NA	NA	NA	NA	NA	NA	NA
Electrical Conductivity	umhos/cm	NA	NA	NA	NA	NA	NA	NA	NA	NA	NA
Fluoride	mg/L	NA	0.3	0.3	0.2	0.3	0.3	0.3	0.5	0.4	0.4
Hardness	mg/L	NA	280	190	166	320	156	220	220	228	162
Hydroxide Alkalinity	mg/L	NA	NA	NA	NA	NA	NA	NA	NA	1.0	1.0
Nitrate (as N)	mg/L	NA	1.7	2	1.6	2.1	1.96	1.9	1.6	1.44	1.47
ortho-Phosphate Phosphorus	mg/L	NA	0.04	0.01	0.05	0.04	0.04	0.02	0.21	0.09	0.01
Perchlorate	mg/L	NA	NA	NA	NA	NA	NA	NA	NA	NA	NA
Phenols, Total	mg/L	NA	NA	NA	NA	NA	NA	NA	NA	NA	NA
Sulfate	mg/L	NA	22	21	23	22	25	25	25	36	21
Sulfide	mg/L	NA	NA	NA	NA	NA	NA	NA	NA	NA	NA
Total Dissolved Solids (TDS)	mg/L	NA	240	230	260	225	220	230	235	221	215
Total Organic Carbon (TOC)	mg/L	NA	2	1.6	1.0	1.5	2.3	2.0	1.8	1.3	6.4
Total Organic Halides (TOX)	mg/L	NA	0.05	0.05	0.01	0.01	0.01	0.01	0.01	0.005	0.005
METALS											
Aluminum	mg/L	NA	0.20	NA	NA	NA	0.20	NA	NA	172*	NA
Antimony	mg/L	NA	0.06	NA	NA	NA	0.06	NA	NA	0.0022*	NA
Arsenic	mg/L	NA	0.01	NA	NA	NA	0.01	NA	NA	0.021*	NA
Barium	mg/L	NA	0.20	NA	NA	NA	0.20	NA	NA	0.43*	NA
Beryllium	mg/L	NA	NA	NA	NA	NA	NA	NA	NA	0.004	NA
Boron	mg/L	NA	0.20	0.20	0.20	0.20	0.20	0.20	0.20	0.10	0.10
Cadmium	mg/L	NA	0.001	NA	NA	NA	0.001	NA	NA	0.012*	NA
Calcium	mg/L	NA	54	57	59	59	58	57	54	89*	65.4
Chromium-Hexavalent	mg/L	NA	NA	NA	NA	NA	NA	NA	NA	0.5	NA
Chromium-Total	mg/L	NA	0.01	NA	NA	NA	0.01	NA	NA	0.21*	NA
Cobalt	mg/L	NA	0.05	NA	NA	NA	0.05	NA	NA	0.13*	NA
Copper	mg/L	NA	0.03	NA	NA	NA	0.03	NA	NA	0.21*	NA
Iron	mg/L	NA	0.10	0.10	0.10	0.10	0.10	0.10	0.10	205*	0.73
Lead	mg/L	NA	0.20	NA	NA	NA	0.2	NA	NA	0.18*	NA
Magnesium	mg/L	NA	8.0	8.0	8.0	8.0	8.0	8.0	8.0	66*	8.50
Manganese	mg/L	NA	0.02	0.02	0.02	0.02	0.02	0.02	0.02	3.2*	0.13
Mercury	mg/L	NA	0.0002	NA	NA	NA	0.0002	NA	NA	0.0021*	NA
Molybdenum	mg/L	NA	NA	NA	NA	NA	NA	NA	NA	0.08	NA
Nickel	mg/L	NA	0.04	NA	NA	NA	0.04	NA	NA	0.21*	NA
Phosphorus	mg/L	NA	1.0	1.0	0.09	0.06	1.0	1.0	1.0	0.34*	0.01
Potassium	mg/L	NA	5.0	5.0	5.0	5.0	5.0	5.0	5.0	4.3*	3.64
Selenium	mg/L	NA	0.005	NA	NA	NA	0.005	NA	NA	0.0011*	NA
Silver	mg/L	NA	NA	NA	NA	NA	NA	NA	NA	0.005	NA
Sodium	mg/L	NA	11	11	10	10	11	10	10	9.4	10.6
Thallium	mg/L	NA	NA	NA	NA	NA	NA	NA	NA	0.09	NA
Tin	mg/L	NA	NA	NA	NA	NA	NA	NA	NA	NA	NA
Vanadium	mg/L	NA	0.05	NA	NA	NA	0.05	NA	NA	0.7*	NA
Zinc	mg/L	NA	0.16	0.08	0.02	0.05	0.02	0.02	0.02	0.541*	0.061
VOLATILE ORGANIC COMPOUNDS											
1,1,1-Trichloroethane	µg/L	0.2	0.2	0.2	0.2	0.2	0.2	0.2	0.2	0.50	0.5
1,1,2-Trichoroethane	µg/L	NA	NA	NA	NA	NA	NA	NA	NA	NA	NA
1,1-Dichloroethane	µg/L	NR	NR	NR	NR	0.50	0.50	0.50	0.50	0.50	NR
1,1-Dichloroethene	µg/L	NA	NA	NA	NA	NA	NA	NA	NA	NA	NA
1,2-Dichloroethane	µg/L	NR	NR	NR	NR	NR	NR	NR	NR	0.5	0.5
1,2-Dichloropropane	µg/L	NR	NR	NR	NR	0.50	0.50	0.50	0.50	0.50	NR
Benzene	µg/L	NR	NR	NR	NR	0.50	NR	NR	NR	0.50	0.05
Bromodichloromethane	µg/L	NA	NA	NA	NA	NA	NA	NA	NA	NA	NA
Bromoform	µg/L	NA	NA	NA	NA	NA	NA	NA	NA	NA	NA
Carbon Disulfide	µg/L	NA	NA	NA	NA	NA	NA	NA	NA	NA	NA
Chlorobenzene	µg/L	NR	NR	NR	NR	0.50	NR	NR	NR	0.50	NR
Chloroform	µg/L	0.2	0.2	NR	NR	0.50	NR	NR	NR	NR	NR
Chloromethane	µg/L	NR	NR	NR	NR	0.50	NR	NR	NR	8.3[(5)]	0.50
cis-1,2-Dichloroethene	µg/L	NA	NA	NA	NA	NA	NA	NA	NA	NA	NA
Dibromochloromethane	µg/L	0.5	0.5	0.5	0.5	0.5	0.5	0.5	0.5	0.5	0.5
Dichlorodifluoromethane	µg/L	0.50	0.50	0.50	0.50	0.50	0.50	0.50	0.50	0.50	0.50
Methylene Chloride	µg/L	5.0	5.0	5.0	15	15	15	14	5.0	0.50	0.50
Methyl t-butyl ether	µg/L	NA	NA	NA	NA	NA	NA	NA	NA	NA	NA
Naphthalene	µg/L	NA	NA	NA	NA	NA	NA	NA	NA	NA	NA
o-Xylene	µg/L	NR	NR	NR	NR	NR	NR	NR	NR	0.50	NR
p+m-Xylenes	µg/L	NR	NR	NR	NR	NR	NR	NR	NR	0.50	NR
Tetrachloroethene	µg/L	0.50	0.50	0.50	0.50	0.50	0.50	0.50	0.50	0.50	0.9[(5)]
Toluene	µg/L	NR	NR	NR	NR	0.50	NR	NR	NR	0.50	0.05
Trichloroethene	µg/L	NR	NR	NR	NR	0.50	NR	NR	NR	0.50	0.5
Trichlorofluoromethane	µg/L	0.50	0.50	0.50	0.50	0.50	0.50	0.50	0.50	0.50	0.50
SEMI-VOLATILE ORGANIC COMPOUNDS											
2-Chlorophenol	µg/L	NR	NR	NR	1.4	NR	NR	NR	NR	NR	NA
bis(2-Ethylhexyl) Phthalate	µg/L	NA	NA	NA	NR	NA	NA	NA	NA	5.0[(5)]	NA
Di-n-Butylphthalate	µg/L	NA	NA	NA	NR	NA	NA	NA	NA	4.0[(5)]	NA
Dimethylphthalate	µg/L	NA	NA	NA	NR	NA	NA	NA	NA	1.0	NA
HERBICIDES, PESTICIDES & PCBs: ND											

[EA] (Extended analysis) - Appendix I and Appendix II constituents analyzed. Other monitoring periods analyzed for routine monitoring parameters. Only detected compounds included above.

TABLE 5-8 (CONT'D)
MID-VALLEY SANITARY LANDFILL
HISTORICAL SUMMARY - MONITORING WELL F-6

ANALYTE	UNITS	Nov 1992	Feb 1993	May 1993	Aug 1993	Nov 1993	Mar 1994	Jun 1994	Aug 1994	Dec [EA] 1994	Mar 1995
FIELD PARAMETERS											
Dissolved Oxygen (DO)	mg/L	NA	NA	NA	NA	NA	NA	NA	NA	NA	NA
Oxidation-Reduction Potential	mV	NA	NA	NA	NA	NA	NA	NA	NA	NA	NA
pH	units	7.9	7.19	7.45	7.80	7.33	7.79	NA	NA	7.52	7.38
Specific Conductance	µmhos/cm	300	344.9	337.7	339	355	338	NA	NA	343	381
Temperature	C°	NA	NA	NA	NA	NA	21	NA	NA	19	16
Turbidity	NTU	NA	NA	NA	NA	NA	NA	NA	NA	NA	NA
GENERAL CHEMISTRY											
Alkalinity, Total	mg/L	150	140	140	142	147	154	141	145	140	NA
Anions	meq/L	3.58	3.41	3.46	3.51	3.9	3.9	3.59	3.66	3.28	NA
Bicarbonate Alkalinity	mg/L	183	171	171	173	179	154	172	178	140	NA
Carbonate Alkalinity	mg/L	NA	1.0	NA	1.0	NA	5.0	1.0	1.0	NA	NA
Cations	meq/L	5.24	3.72	3.78	3.56	4.23	3.48	3.94	3.79	4.69	NA
Chemical Oxygen Demand (COD)	mg/L	27	5.0	31	5.0	97	70	8.0	8.0	3.0	NA
Chloride	mg/L	2.6	3.0	5.0	4.0	6.0	14	5.0	6.0	6.0	6.0
Cyanide	mg/L	NA	NA	NA	NA	NA	NA	NA	NA	NA	NA
Electrical Conductivity	umhos/cm	NA	NA	NA	NA	NA	NA	NA	NA	NA	NA
Fluoride	mg/L	0.24	0.4	0.5	0.4	0.2	0.375	0.4	0.2	**0.31**	NA
Hardness	mg/L	140	178	160	157	159	180	165	160	163	170
Hydroxide Alkalinity	mg/L	NA	1.0	NA	1.0	NA	5.0	1.0	1.0	5.0	NA
Nitrate (as N)	mg/L	1.2	1.55	1.03	1.72	1.78	1.35	1.81	3.61	7.66	4.4
ortho-Phosphate Phosphorus	mg/L	0.20	0.02	0.02	0.03	0.09	NA	NA	NA	0.06	NA
Perchlorate	mg/L	NA	NA	NA	NA	NA	NA	NA	NA	NA	NA
Phenols, Total	mg/L	NA	NA	NA	NA	NA	NA	NA	NA	NA	NA
Sulfate	mg/L	23	20	24	21	32	41.6	24	15	20.0	17.4
Sulfide	mg/L	NA	NA	NA	NA	NA	NA	NA	NA	NA	NA
Total Dissolved Solids (TDS)	mg/L	270	210	220	192	237	220	225	231	234	208
Total Organic Carbon (TOC)	mg/L	6.0	8.6	3.8	0.50	0.50	3.95	3.0	0.50	1.0	NA
Total Organic Halides (TOX)	mg/L	0.01	0.005	0.005	0.005	0.005	0.003	0.005	0.005	**0.006**	NA
METALS											
Aluminum	mg/L	28	NA	0.3	NA	NA	NA	0.23	NA	0.030	NA
Antimony	mg/L	0.30	NA	0.0002	NA	NA	NA	0.05	NA	0.005	NA
Arsenic	mg/L	0.20	NA	0.001	NA	NA	NA	0.003	NA	**0.0034**	NA
Barium	mg/L	0.15	NA	0.09	NA	NA	NA	0.02	NA	0.10	NA
Beryllium	mg/L	0.02	NA	NA	NA	NA	NA	0.0003	NA	0.0005	NA
Boron	mg/L	0.20	0.10	0.1	0.1	0.3	0.12	0.1	0.04	0.30	NA
Cadmium	mg/L	0.02	NA	0.002	NA	NA	NA	0.0026	NA	0.0001	NA
Calcium	mg/L	61	49.1	50.6	48.9	48.5	48.4	52	52	66.4	60.0
Chromium-Hexavalent	mg/L	0.01	NA	NA	NA	NA	NA	0.07	NA	0.01	NA
Chromium-Total	mg/L	0.08	NA	0.01	NA	NA	NA	0.01	NA	0.0025	NA
Cobalt	mg/L	0.05	NA	0.02	NA	NA	NA	0.01	NA	0.001	NA
Copper	mg/L	0.04	NA	0.014	NA	NA	NA	0.005	NA	0.03	NA
Iron	mg/L	34	2.51	0.11	0.01	0.01	1.87	0.74	0.38	0.07	0.07
Lead	mg/L	0.10	NA	0.03	NA	NA	NA	0.91	NA	0.001	NA
Magnesium	mg/L	17	8.10	8.37	7.85	7.91	7.44	6.3	7.9	9.44	8.16
Manganese	mg/L	0.56	0.029	0.007	0.007	0.007	0.032	0.001	0.051	0.05	0.05
Mercury	mg/L	0.0002	NA	0.0004	NA	NA	NA	0.0002	NA	0.0002	NA
Molybdenum	mg/L	0.05	NA	NA	NA	NA	NA	0.01	NA	0.0052	NA
Nickel	mg/L	0.05	NA	0.02	NA	NA	NA	0.015	NA	0.005	NA
Phosphorus	mg/L	0.10	0.05	0.03	0.05	0.16	0.05	0.09	0.02	**0.07**	NA
Potassium	mg/L	8.0	2.66	2.71	2.46	2.18	2.79	3.2	2.5	2.59	3.05
Selenium	mg/L	0.30	NA	0.0013	NA	NA	NA	0.005	NA	0.004	NA
Silver	mg/L	0.02	NA	NA	NA	NA	NA	0.004	NA	0.003	NA
Sodium	mg/L	13	10.8	11.2	9.25	9.05	8.66	17	11	11.8	9.95
Thallium	mg/L	0.40	NA	NA	NA	NA	NA	0.06	NA	0.001	NA
Tin	mg/L	NA	NA	NA	NA	NA	NA	NA	NA	NA	NA
Vanadium	mg/L	0.08	NA	0.20	NA	NA	NA	0.005	NA	0.018	NA
Zinc	mg/L	0.11	0.016	0.019	0.003	0.003	0.088	0.002	0.008	0.01	0.01
VOLATILE ORGANIC COMPOUNDS											
1,1,1-Trichloroethane	µg/L	1.0	0.10	0.25	0.10	0.50	0.02	0.02	0.2	0.20	0.20
1,1,2-Trichoroethane	µg/L	NA	NA	NA	NA	NA	NA	NA	NA	NA	NA
1,1-Dichloroethane	µg/L	NR	NR	NR	NR	NR	NR	NR	0.35	0.19	0.19
1,1-Dichloroethene	µg/L	NA	NA	NA	NA	NA	NA	NA	NA	NA	NA
1,2-Dichloroethane	µg/L	0.5	0.1	0.1	0.1	0.5	0.2	0.2	0.2	0.29	0.29
1,2-Dichloropropane	µg/L	NR	NR	NR	NR	NR	NR	NR	0.2	0.16	0.16
Benzene	µg/L	1.0	0.50	NR	0.50	NR	NR	NR	0.2	**0.17**	0.11
Bromodichloromethane	µg/L	NA	NA	NA	NA	NA	NA	NA	NA	0.15	0.15
Bromoform	µg/L	NA	NA	NA	NA	NA	NA	NA	NA	0.41	0.41
Carbon Disulfide	µg/L	NA	NA	NA	NA	NA	NA	NA	NA	NA	NA
Chlorobenzene	µg/L	1.0	0.50	NR	0.50	NR	NR	NR	0.2	1.3	0.12
Chloroform	µg/L	NR	NR	0.50	NA	NA	0.20	0.20	0.2	0.26	0.26
Chloromethane	µg/L	5.0	0.50	0.50	0.50	1.0	0.2	0.5	0.5	0.34	0.34
cis-1,2-Dichloroethene	µg/L	NA	NA	NA	NA	NA	NA	NA	NA	NA	NA
Dibromochloromethane	µg/L	0.5	0.5	0.5	1.0	0.5	0.07	0.35	0.35	0.27	0.27
Dichlorodifluoromethane	µg/L	5.0	0.50	0.50	0.50	0.50	0.08	0.35	0.35	0.29	0.29
Methylene Chloride	µg/L	1.0	0.50	0.50	0.50	0.50	0.7	0.2	0.2	0.17	0.17
Methyl t-butyl ether	µg/L	NA	NA	NA	NA	NA	NA	NA	NA	NA	NA
Naphthalene	µg/L	NA	NA	NA	NA	NA	NA	NA	NA	NA	NA
o-Xylene	µg/L	NR	NR	NR	NR	NR	NR	NR	0.2	NA	0.10
p+m-Xylenes	µg/L	NR	NR	NR	NR	NR	NR	NR	0.3	NA	0.14
Tetrachloroethene	µg/L	1.0	0.50	0.50	0.50	0.50	0.08	0.35	0.35	0.16	0.16
Toluene	µg/L	1.0	0.50	NR	0.50	NR	NR	NR	0.2	**0.19**	0.10
Trichloroethene	µg/L	1.0	0.50	0.50	0.50	0.50	0.05	0.2	0.2	0.31	0.31
Trichlorofluoromethane	µg/L	1.0	0.50	0.5	0.5	0.5	0.5	0.5	0.35	0.23	0.23
SEMI-VOLATILE ORGANIC COMPOUNDS											
2-Chlorophenol	µg/L	NA	NA	NR	NA	NA	NA	NR	2	0.8	0.8
bis(2-Ethylhexyl) Phthalate	µg/L	NA	NA	2.0	NA	NA	NA	5.0	NA	**5.0**[(5)]	NA
Di-n-Butylphthalate	µg/L	NA	NA	2.0	NA	NA	NA	5.0	NA	0.8	NA
Dimethylphthalate	µg/L	NA	NA	NR	NA	NA	NA	NR	NA	**2.6**[(5)]	NA
HERBICIDES, PESTICIDES & PCBs: ND											

[EA] (Extended analysis) - Appendix I and Appendix II constituents analyzed. Other monitoring periods analyzed for routine monitoring parameters. Only detected compounds included above.

TABLE 5-8 (CONT'D)
MID-VALLEY SANITARY LANDFILL
HISTORICAL SUMMARY - MONITORING WELL F-6

ANALYTE	UNITS	May 1995	Jul 1995	Nov 1995	Feb 1996	May 1996	Jul 1996	Jul-96 Retest	Oct 1996	Jan 1997	Apr 1997
FIELD PARAMETERS											
Dissolved Oxygen (DO)	mg/L	NA	NA	NA	NA	NA	NA	NA	NA	NA	NA
Oxidation-Reduction Potential	mV	NA	NA	NA	NA	NA	NA	NA	NA	NA	NA
pH	units	7.50	7.55	7.20	7.76	7.66	7.54	NA	7.44	7.0	7.45
Specific Conductance	µmhos/cm	435	387	385	396	398	409	NA	393	368	382
Temperature	C°	18	15	18	NA	NA	NA	NA	NA	NA	NA
Turbidity	NTU	NA	NA	NA	NA	NA	NA	NA	NA	NA	NA
GENERAL CHEMISTRY											
Alkalinity, Total	mg/L	NA	NA	NA	NA	NA	NA	NA	NA	NA	NA
Anions	meq/L	NA	NA	NA	NA	NA	NA	NA	NA	NA	NA
Bicarbonate Alkalinity	mg/L	NA	NA	NA	NA	NA	NA	NA	NA	NA	NA
Carbonate Alkalinity	mg/L	NA	NA	NA	NA	NA	NA	NA	NA	NA	NA
Cations	meq/L	NA	NA	NA	NA	NA	NA	NA	NA	NA	NA
Chemical Oxygen Demand (COD)	mg/L	NA	NA	NA	NA	NA	NA	NA	NA	NA	NA
Chloride	mg/L	**7.00**	6.0	6.0	5.0	5.0	7.0	NA	**7.0**	10	**7.0**
Cyanide	mg/L	NA	NA	NA	NA	NA	NA	NA	NA	NA	NA
Electrical Conductivity	umhos/cm	NA	NA	NA	NA	NA	NA	NA	NA	NA	NA
Fluoride	mg/L	NA	NA	NA	NA	NA	NA	NA	NA	NA	NA
Hardness	mg/L	175	178	180	182	168	169	NA	180	180	256
Hydroxide Alkalinity	mg/L	NA	NA	NA	NA	NA	NA	NA	NA	NA	NA
Nitrate (as N)	mg/L	5.18	4.77	5.45	5.6	6.0	4.96	NA	5.0	5.2	2.33
ortho-Phosphate Phosphorus	mg/L	NA	NA	NA	NA	NA	NA	NA	NA	NA	NA
Perchlorate	mg/L	NA	NA	NA	NA	NA	NA	NA	NA	NA	NA
Phenols, Total	mg/L	NA	NA	NA	NA	NA	NA	NA	NA	NA	NA
Sulfate	mg/L	14.7	15.6	15.5	14	14	17.1	NA	16.7	14	13.9
Sulfide	mg/L	NA	NA	NA	NA	NA	NA	NA	NA	NA	NA
Total Dissolved Solids (TDS)	mg/L	224	232	260	208	234	244	NA	232	236	258
Total Organic Carbon (TOC)	mg/L	NA	NA	NA	NA	NA	NA	NA	NA	NA	NA
Total Organic Halides (TOX)	mg/L	NA	NA	NA	NA	NA	NA	NA	NA	NA	NA
METALS											
Aluminum	mg/L	NA	NA	NA	NA	NA	NA	NA	NA	NA	NA
Antimony	mg/L	NA	NA	NA	NA	NA	NA	NA	NA	NA	NA
Arsenic	mg/L	NA	NA	NA	NA	NA	NA	NA	NA	NA	NA
Barium	mg/L	NA	NA	NA	NA	NA	NA	NA	NA	NA	NA
Beryllium	mg/L	NA	NA	NA	NA	NA	NA	NA	NA	NA	NA
Boron	mg/L	NA	NA	NA	NA	NA	NA	NA	NA	NA	NA
Cadmium	mg/L	NA	NA	NA	NA	NA	NA	NA	NA	NA	NA
Calcium	mg/L	67.2	63.2	69.0	65.0	58.0	59.7	NA	53.6	53.9	48
Chromium-Hexavalent	mg/L	NA	NA	NA	NA	NA	NA	NA	NA	NA	NA
Chromium-Total	mg/L	NA	NA	NA	NA	NA	NA	NA	NA	NA	NA
Cobalt	mg/L	NA	NA	NA	NA	NA	NA	NA	NA	NA	NA
Copper	mg/L	NA	NA	NA	NA	NA	NA	NA	NA	NA	NA
Iron	mg/L	0.07	0.07	0.940	**0.008**	0.006	**0.081**	NA	0.10	0.10	0.06
Lead	mg/L	NA	NA	NA	NA	NA	NA	NA	NA	NA	NA
Magnesium	mg/L	7.14	7.41	7.80	9.60	8.60	8.22	NA	8.12	7.59	9.0
Manganese	mg/L	0.05	0.05	0.05	0.0012	0.0012	0.0016	NA	**0.0004**	0.03	0.02
Mercury	mg/L	NA	NA	NA	NA	NA	NA	NA	NA	NA	NA
Molybdenum	mg/L	NA	NA	NA	NA	NA	NA	NA	NA	NA	NA
Nickel	mg/L	NA	NA	NA	NA	NA	NA	NA	NA	NA	NA
Phosphorus	mg/L	NA	NA	NA	NA	NA	NA	NA	NA	NA	NA
Potassium	mg/L	2.18	2.20	2.65	2.7	2.2	2.68	NA	2.68	2.35	2.9
Selenium	mg/L	NA	NA	NA	NA	NA	NA	NA	NA	NA	NA
Silver	mg/L	NA	NA	NA	NA	NA	NA	NA	NA	NA	NA
Sodium	mg/L	7.76	10.30	10.0	16.0	10.0	11.30	NA	9.21	9.53	9.9
Thallium	mg/L	NA	NA	NA	NA	NA	NA	NA	NA	NA	NA
Tin	mg/L	NA	NA	NA	NA	NA	NA	NA	NA	NA	NA
Vanadium	mg/L	NA	NA	NA	NA	NA	NA	NA	NA	NA	NA
Zinc	mg/L	0.01	0.01	0.070	**0.004**	0.003	**0.019**	NA	**0.022**	0.0634	0.058
VOLATILE ORGANIC COMPOUNDS											
1,1,1-Trichloroethane	µg/L	0.20	0.20	0.20	0.6	0.6	0.22	0.22	0.22	0.22	0.22
1,1,2-Trichoroethane	µg/L	NA	NA	NA	NA	NA	NA	NA	NA	NA	NA
1,1-Dichloroethane	µg/L	0.19	0.19	0.19	0.30	0.30	0.18	0.18	0.18	0.18	0.18
1,1-Dichloroethene	µg/L	NA	NA	NA	0.22	0.22	0.22	0.22	0.22	0.22	0.22
1,2-Dichloroethane	µg/L	0.29	0.29	0.29	0.3	0.3	0.23	0.23	0.23	0.23	0.23
1,2-Dichloropropane	µg/L	0.16	0.16	0.16	0.3	0.3	0.22	0.22	0.22	0.22	0.22
Benzene	µg/L	0.11	0.11	0.11	0.2	0.2	0.24	0.24	0.24	0.24	0.24
Bromodichloromethane	µg/L	0.15	0.15	0.15	0.3	0.3	0.20	0.20	0.20	0.20	0.20
Bromoform	µg/L	0.41	0.41	0.41	0.2	0.2	0.2	0.2	0.2	0.2	0.2
Carbon Disulfide	µg/L	NA	NA	NA	NA	NA	NA	NA	NA	NA	NA
Chlorobenzene	µg/L	0.12	0.12	0.12	0.2	0.2	0.45	0.45	0.45	0.45	0.45
Chloroform	µg/L	0.26	0.26	0.26	0.50	0.50	0.13	0.13	0.13	0.13	0.13
Chloromethane	µg/L	0.34	0.34	0.34	0.2	0.2	0.29	0.29	0.29	0.29	0.29
cis-1,2-Dichloroethene	µg/L	NA	NA	NA	NA	NA	NA	NA	NA	NA	NA
Dibromochloromethane	µg/L	0.27	0.27	0.27	NA	NA	0.21	0.21	0.21	0.21	0.21
Dichlorodifluoromethane	µg/L	0.29	0.29	0.29	0.30	0.30	0.29	0.29	0.29	0.29	0.29
Methylene Chloride	µg/L	**0.46**[5]	0.17	0.17	1.2	1.2	0.28	0.28	0.28	0.28	0.28
Methyl t-butyl ether	µg/L	NA	NA	NA	NA	NA	NA	NA	NA	NA	NA
Naphthalene	µg/L	NA	NA	NA	NA	NA	NA	NA	NA	NA	NA
o-Xylene	µg/L	0.10	0.10	0.10	NA	NA	0.50	0.50	0.50	0.50	0.50
p+m-Xylenes	µg/L	0.14	0.14	0.14	NA	NA	0.76	0.76	0.76	0.76	0.76
Tetrachloroethene	µg/L	0.16	0.16	0.16	0.3	1.0	0.17	0.17	0.17	**0.19**	0.17
Toluene	µg/L	0.10	0.10	0.10	0.7	0.7	0.27	0.27	0.27	0.27	0.27
Trichloroethene	µg/L	0.31	0.31	0.31	0.3	0.3	0.19	0.19	0.19	0.19	0.19
Trichlorofluoromethane	µg/L	0.23	0.23	0.23	0.20	0.20	0.30	0.30	0.30	0.30	0.30
SEMI-VOLATILE ORGANIC COMPOUNDS											
2-Chlorophenol	µg/L	NA	NA	NA	NA	NA	NA	NA	NA	NA	NA
bis(2-Ethylhexyl) Phthalate	µg/L	NA	NA	NA	NA	NA	NA	NA	NA	NA	NA
Di-n-Butylphthalate	µg/L	NA	NA	NA	NA	NA	NA	NA	NA	NA	NA
Dimethylphthalate	µg/L	NA	NA	NA	NA	NA	NA	NA	NA	NA	NA
HERBICIDES, PESTICIDES & PCBs: ND											

[EA] (Extended analysis) - Appendix I and Appendix II constituents analyzed. Other monitoring periods analyzed for routine monitoring parameters. Only detected compounds included above.

TABLE 5-8 (CONT'D)
MID-VALLEY SANITARY LANDFILL
HISTORICAL SUMMARY - MONITORING WELL F-6

ANALYTE	UNITS	Jul 1997	Oct 1997	Jan 1998	Apr 1998	Jul 1998	Oct 1998	Jan 1999	Apr 1999	Jul 1999	Oct 1999
FIELD PARAMETERS											
Dissolved Oxygen (DO)	mg/L	NA	NA	NA	NA	NA	NA	6.1	6.6	7.8	6.2
Oxidation-Reduction Potential	mV	NA	NA	NA	NA	NA	NA	NA	NA	NA	NA
pH	units	6.99	7.34	7.57	7.3	7.4	7.4	7.46	7.4	7.7	7.9
Specific Conductance	µmhos/cm	391	NA	NA	NA	NA	NA	NA	NA	NA	NA
Temperature	C°	NA	NA	NA	NA	NA	NA	20	19	19	20
Turbidity	NTU	NA	NA	NA	NA	NA	NA	NA	NA	NA	NA
GENERAL CHEMISTRY											
Alkalinity, Total	mg/L	NA	NA	NA	NA	NA	NA	NA	NA	NA	NA
Anions	meq/L	NA	NA	NA	NA	NA	NA	NA	NA	NA	NA
Bicarbonate Alkalinity	mg/L	NA	NA	NA	NA	NA	NA	NA	NA	NA	NA
Carbonate Alkalinity	mg/L	NA	NA	NA	NA	NA	NA	NA	NA	NA	NA
Cations	meq/L	NA	NA	NA	NA	NA	NA	NA	NA	NA	NA
Chemical Oxygen Demand (COD)	mg/L	NA	NA	NA	NA	NA	NA	NA	NA	NA	NA
Chloride	mg/L	6.0	**7.25**	**6.0**	**6.5**	6.0	6.0	**4.1**	**4.8**	4	4
Cyanide	mg/L	NA	NA	NA	NA	NA	NA	NA	NA	NA	NA
Electrical Conductivity	umhos/cm	NA	NA	NA	NA	NA	NA	NA	NA	NA	NA
Fluoride	mg/L	NA	NA	NA	NA	NA	NA	NA	NA	NA	NA
Hardness	mg/L	NA	NA	NA	NA	NA	NA	NA	NA	NA	NA
Hydroxide Alkalinity	mg/L	NA	NA	NA	NA	NA	NA	NA	NA	NA	NA
Nitrate (as N)	mg/L	5.33	6.40	5.14	4.8	5.1	5.1	4.8	2.8	4.6	4.3
ortho-Phosphate Phosphorus	mg/L	NA	NA	0.0016	NA	NA	NA	NA	NA	NA	NA
Perchlorate	mg/L	NA	0.0042	0.0016	0.0004	0.0004	**0.0039**	0.004	0.004	0.001	0.001
Phenols, Total	mg/L	NA	NA	NA	NA	NA	NA	NA	NA	NA	NA
Sulfate	mg/L	16	19.0	13.1	16	15	15	17	16	17	17
Sulfide	mg/L	NA	NA	NA	NA	NA	NA	NA	NA	NA	NA
Total Dissolved Solids (TDS)	mg/L	254	244	258	264	248	258	274	250	250	240
Total Organic Carbon (TOC)	mg/L	NA	NA	NA	NA	NA	NA	NA	NA	NA	NA
Total Organic Halides (TOX)	mg/L	NA	NA	NA	NA	NA	NA	NA	NA	NA	NA
METALS											
Aluminum	mg/L	NA	NA	NA	NA	NA	NA	NA	NA	NA	NA
Antimony	mg/L	NA	NA	NA	NA	NA	NA	NA	NA	NA	NA
Arsenic	mg/L	NA	NA	NA	NA	NA	NA	NA	NA	NA	NA
Barium	mg/L	NA	NA	NA	NA	NA	NA	NA	NA	NA	NA
Beryllium	mg/L	NA	NA	NA	NA	NA	NA	NA	NA	NA	NA
Boron	mg/L	NA	NA	NA	NA	NA	NA	NA	NA	NA	NA
Cadmium	mg/L	NA	NA	NA	NA	NA	NA	NA	NA	NA	NA
Calcium	mg/L	71	56	64	71	69	65	66	60	53	57
Chromium-Hexavalent	mg/L	NA	NA	NA	NA	NA	NA	NA	NA	NA	NA
Chromium-Total	mg/L	NA	NA	NA	NA	NA	NA	NA	NA	NA	NA
Cobalt	mg/L	NA	NA	NA	NA	NA	NA	NA	NA	NA	NA
Copper	mg/L	NA	NA	NA	NA	NA	NA	NA	NA	NA	NA
Iron	mg/L	NA	NA	NA	NA	NA	NA	NA	NA	NA	NA
Lead	mg/L	NA	NA	NA	NA	NA	NA	NA	NA	NA	NA
Magnesium	mg/L	9.2	9.3	8.0	7.9	8.3	8.6	9.8	9.3	8	8
Manganese	mg/L	NA	NA	NA	NA	NA	NA	NA	NA	NA	NA
Mercury	mg/L	NA	NA	NA	NA	NA	NA	NA	NA	NA	NA
Molybdenum	mg/L	NA	NA	NA	NA	NA	NA	NA	NA	NA	NA
Nickel	mg/L	NA	NA	NA	NA	NA	NA	NA	NA	NA	NA
Phosphorus	mg/L	NA	NA	NA	NA	NA	NA	NA	NA	NA	NA
Potassium	mg/L	NA	NA	NA	NA	NA	NA	NA	NA	NA	NA
Selenium	mg/L	NA	NA	NA	NA	NA	NA	NA	NA	NA	NA
Silver	mg/L	NA	NA	NA	NA	NA	NA	NA	NA	NA	NA
Sodium	mg/L	12	16	10	11	12	10	13	9.8	10	12
Thallium	mg/L	NA	NA	NA	NA	NA	NA	NA	NA	NA	NA
Tin	mg/L	NA	NA	NA	NA	NA	NA	NA	NA	NA	NA
Vanadium	mg/L	NA	NA	NA	NA	NA	NA	NA	NA	NA	NA
Zinc	mg/L	NA	NA	NA	NA	NA	NA	NA	NA	NA	NA
VOLATILE ORGANIC COMPOUNDS											
1,1,1-Trichloroethane	µg/L	0.27	0.27	0.27	0.27	0.27	0.27	0.27	0.27	0.24	0.24
1,1,2-Trichoroethane	µg/L	0.16									
1,1-Dichloroethane	µg/L	0.30	0.30	0.30	0.30	0.30	0.30	0.30	0.30	0.31	0.31
1,1-Dichloroethene	µg/L	0.17	0.17	0.17	0.17	0.17	0.17	0.17	0.17	0.19	0.19
1,2-Dichloroethane	µg/L	0.24	0.24	0.24	0.24	0.24	0.24	0.24	0.24	0.13	0.13
1,2-Dichloropropane	µg/L	0.26	0.26	0.26	0.26	0.26	0.26	0.26	0.26	0.20	0.20
Benzene	µg/L	0.16	0.16	0.16	0.16	0.16	0.16	0.16	0.16	0.15	0.15
Bromodichloromethane	µg/L	0.21	0.21	0.21	0.21	0.21	0.21	0.21	0.21	0.16	0.16
Bromoform	µg/L	0.28	0.28	0.28	0.28	0.28	0.28	0.28	0.28	0.33	0.33
Carbon Disulfide	µg/L	NA	NA	NA	NA	NA	NA	NA	NA	1.2	0.42
Chlorobenzene	µg/L	0.21	0.21	0.21	0.21	0.21	0.21	0.21	0.21	0.22	0.22
Chloroform	µg/L	0.17	0.17	0.17	0.17	0.17	0.17	0.17	0.17	0.24	0.24
Chloromethane	µg/L	0.23	0.23	0.23	0.23	0.23	0.23	0.23	0.23	0.48	0.48
cis-1,2-Dichloroethene	µg/L	0.12	0.12	0.12	0.12	0.12	0.12	0.12	0.12	0.19	0.19
Dibromochloromethane	µg/L	0.18	0.18	0.18	0.18	0.18	0.18	0.18	0.18	0.29	0.29
Dichlorodifluoromethane	µg/L	0.22	0.22	0.22	0.22	0.22	0.22	0.22	0.22	0.24	0.24
Methylene Chloride	µg/L	0.21	0.21	**0.44**	0.6	**0.41**	0.21	0.21	0.21	0.27	0.27
Methyl t-butyl ether	µg/L	NA	NA	NA	NA	NA	NA	NA	NA	NA	NA
Naphthalene	µg/L	NA	NA	NA	NA	NA	NA	NA	NA	NA	NA
o-Xylene	µg/L	0.21	0.10	**0.12**	0.10	0.10	0.10	0.10	0.10	0.22	0.22
p+m-Xylenes	µg/L	0.28	0.28	**0.37**	0.28	0.28	0.28	0.28	0.28	0.50	0.50
Tetrachloroethene	µg/L	0.32	**0.44**	**0.31**	0.6	0.5	0.32	**0.37**	0.32	0.34	**0.36**
Toluene	µg/L	0.12	0.12	0.7[5]	0.12	0.12	0.12	**0.27**[5]	**0.13**	0.14	0.14
Trichloroethene	µg/L	0.17	0.17	0.17	**0.22**	**0.17**	**0.17**	0.17	0.17	**0.3**	0.17
Trichlorofluoromethane	µg/L	0.25	0.25	0.25	0.25	0.25	0.25	0.25	0.25	0.43	0.43
SEMI-VOLATILE ORGANIC COMPOUNDS											
2-Chlorophenol	µg/L	NA	NA	NA	NA	NA	NA	NA	NA	NA	NA
bis(2-Ethylhexyl) Phthalate	µg/L	NA	NA	NA	NA	NA	NA	NA	NA	NA	NA
Di-n-Butylphthalate	µg/L	NA	NA	NA	NA	NA	NA	NA	NA	NA	NA
Dimethylphthalate	µg/L	NA	NA	NA	NA	NA	NA	NA	NA	NA	NA
HERBICIDES, PESTICIDES & PCBs: ND											

[EA] (Extended analysis) - Appendix I and Appendix II constituents analyzed. Other monitoring periods analyzed for routine monitoring parameters. Only detected compounds included above.

TABLE 5-8 (CONT'D)
MID-VALLEY SANITARY LANDFILL
HISTORICAL SUMMARY - MONITORING WELL F-6

ANALYTE	UNITS	Jan 2000	Apr 2000	Jul 2000	Oct[EA] 2000	Jan 2001	Apr 2001	Jul 2001	Oct 2001	Jan 2002	Apr 2002
FIELD PARAMETERS											
Dissolved Oxygen (DO)	mg/L	7.5	8.0	8.8	6.3	7.7	5.3	6.9	3.0	2.6	3.3
Oxidation-Reduction Potential	mV	NA	NA	NA	NA	NA	NA	NA	NA	NA	NA
pH	units	7.7	7.9	7.4	7.7	7.9	6.9	7.5	7.2	6.8	7.5
Specific Conductance	µmhos/cm	NA	230	350	420	360	390	470	430	510	560
Temperature	C°	19	20	19	19	19	21	19	19.8	20.4	20.7
Turbidity	NTU	NA	0	0	0	0	0	0	9	0	0
GENERAL CHEMISTRY											
Alkalinity, Total	mg/L	NA	NA	NA	150	NA	NA	NA	NA	NA	NA
Anions	meq/L	NA	NA	NA	4.12	NA	NA	NA	NA	NA	NA
Bicarbonate Alkalinity	mg/L	NA	NA	NA	190	NA	NA	NA	NA	NA	NA
Carbonate Alkalinity	mg/L	NA	NA	NA	2	NA	NA	NA	NA	NA	NA
Cations	meq/L	NA	NA	NA	4.25	NA	NA	NA	NA	NA	NA
Chemical Oxygen Demand (COD)	mg/L	NA	NA	NA	4	NA	NA	NA	NA	NA	NA
Chloride	mg/L	4	5	5	6	8	9	11	11	12	13
Cyanide	mg/L	NA	NA	NA	0.006	NA	NA	NA	NA	NA	NA
Electrical Conductivity	umhos/cm	NA	NA	NA	NA	NA	NA	NA	NA	NA	NA
Fluoride	mg/L	NA	NA	NA	0.4	NA	NA	NA	NA	NA	NA
Hardness	mg/L	NA	NA	NA	180	NA	NA	NA	NA	NA	NA
Hydroxide Alkalinity	mg/L	NA	NA	NA	2	NA	NA	NA	NA	NA	NA
Nitrate (as N)	mg/L	5.0	5.3	6.9	8.2	8.7	8.8	5.4	3.4	2.6	1.8
ortho-Phosphate Phosphorus	mg/L	NA	NA	NA	**0.01**	NA	NA	NA	NA	NA	NA
Perchlorate	mg/L	0.001	**0.0019**	0.010	0.051	0.250	0.240	0.190	0.150	0.110	0.300
Phenols, Total	mg/L	NA	NA	NA	NA	NA	NA	NA	NA	NA	NA
Sulfate	mg/L	18	16	15	12	10	10	21	16	19	18
Sulfide	mg/L	NA	NA	NA	0.2	NA	NA	NA	NA	NA	NA
Total Dissolved Solids (TDS)	mg/L	260	250	310	260	340	250	310	320	310	320
Total Organic Carbon (TOC)	mg/L	NA	NA	NA	**0.14**	NA	NA	NA	NA	NA	NA
Total Organic Halides (TOX)	mg/L	NA	NA	NA	0.005	NA	NA	NA	NA	NA	NA
METALS											
Aluminum	mg/L	NA	NA	NA	NA	NA	NA	NA	NA	NA	NA
Antimony	mg/L	NA	NA	NA	0.0001	NA	NA	NA	NA	NA	NA
Arsenic	mg/L	NA	NA	NA	**0.0015**	NA	NA	NA	NA	NA	NA
Barium	mg/L	NA	NA	NA	**0.020**	NA	NA	NA	NA	NA	NA
Beryllium	mg/L	NA	NA	NA	0.0004	NA	NA	NA	NA	NA	NA
Boron	mg/L	NA	NA	NA	**0.016**	NA	NA	NA	NA	NA	NA
Cadmium	mg/L	NA	NA	NA	0.0001	NA	NA	NA	NA	NA	NA
Calcium	mg/L	56	54	62	60	60	59	74	77	73	75
Chromium-Hexavalent	mg/L	NA	NA	NA	NA	NA	NA	NA	NA	NA	NA
Chromium-Total	mg/L	NA	NA	NA	**0.0041**	NA	NA	NA	NA	NA	NA
Cobalt	mg/L	NA	NA	NA	0.0001	NA	NA	NA	NA	NA	NA
Copper	mg/L	NA	NA	NA	**0.00023**	NA	NA	NA	NA	NA	NA
Iron	mg/L	NA	NA	NA	0.010	NA	NA	NA	NA	NA	NA
Lead	mg/L	NA	NA	NA	0.0001	NA	NA	NA	NA	NA	NA
Magnesium	mg/L	7	8	8	8	8	8	10	10	10	10
Manganese	mg/L	NA	NA	NA	0.00009	NA	NA	NA	NA	NA	NA
Mercury	mg/L	NA	NA	NA	0.0004	NA	NA	NA	NA	NA	NA
Molybdenum	mg/L	NA	NA	NA	NA	NA	NA	NA	NA	NA	NA
Nickel	mg/L	NA	NA	NA	0.0007	NA	NA	NA	NA	NA	NA
Phosphorus	mg/L	NA	NA	NA	**0.03**	NA	NA	NA	NA	NA	NA
Potassium	mg/L	NA	NA	NA	3	NA	NA	NA	NA	NA	NA
Selenium	mg/L	NA	NA	NA	**0.00098**	NA	NA	NA	NA	NA	NA
Silver	mg/L	NA	NA	NA	0.0001	NA	NA	NA	NA	NA	NA
Sodium	mg/L	11	11	12	12	13	12	14	15	14	14
Thallium	mg/L	NA	NA	NA	0.00006	NA	NA	NA	NA	NA	NA
Tin	mg/L	NA	NA	NA	0.00008	NA	NA	NA	NA	NA	NA
Vanadium	mg/L	NA	NA	NA	**0.0029**	NA	NA	NA	NA	NA	NA
Zinc	mg/L	NA	NA	NA	**0.0026**	NA	NA	NA	NA	NA	NA
VOLATILE ORGANIC COMPOUNDS											
1,1,1-Trichloroethane	µg/L	0.24	0.32	0.38	0.38	0.38	0.38	0.38	0.38	0.38	0.29
1,1,2-Trichoroethane	µg/L	0.16									
1,1-Dichloroethane	µg/L	0.31	0.39	0.35	0.35	0.7	**0.43**	1.3	1.2	1.0	1.1
1,1-Dichloroethene	µg/L	0.19	0.37	0.34	0.34	0.34	0.34	0.34	0.34	0.34	0.38
1,2-Dichloroethane	µg/L	0.13	0.27	0.32	0.32	0.32	0.32	0.32	0.32	0.32	0.20
1,2-Dichloropropane	µg/L	0.20	0.23	0.29	1.3	6.1	1	9.7	9.8	8.0	9.2
Benzene	µg/L	0.15	0.24	0.18	0.18	0.18	0.18	0.18	0.18	0.18	0.28
Bromodichloromethane	µg/L	0.16	0.17	0.32	0.32	0.32	0.32	0.32	0.32	0.32	**0.30**
Bromoform	µg/L	0.33	0.31	0.30	0.30	0.30	0.30	0.30	0.30	0.30	0.13
Carbon Disulfide	µg/L	0.42	0.44	0.26	0.26	0.26	0.26	0.26	2.0[(5)]	0.26	0.36
Chlorobenzene	µg/L	0.22	0.26	0.31	0.31	0.31	0.31	0.31	0.31	0.31	0.13
Chloroform	µg/L	0.24	0.30	0.28	0.28	0.28	0.28	0.6	0.5	0.7	0.86
Chloromethane	µg/L	0.48	0.45	0.30	0.30	0.30	0.30	0.30	0.30	0.30	0.26
cis-1,2-Dichloroethene	µg/L	0.19	0.48	0.18	0.18	**0.39**	0.18	0.7	**0.43**	**0.37**	**0.39**
Dibromochloromethane	µg/L	0.29	0.33	0.24	0.24	0.24	0.24	0.24	0.24	0.24	0.28
Dichlorodifluoromethane	µg/L	0.24	0.48	0.22	0.22	0.22	**0.27**	1.1	3.3	1.6	3.2
Methylene Chloride	µg/L	0.27	**0.42[(5)]**	0.27	**1.7[(5)]**	5.0	0.27	7.6[(5)]	**0.39**	0.27	0.52
Methyl t-butyl ether	µg/L	NA	NA	NA	NA	0.13	0.13	0.13	0.13	0.13	0.13
Naphthalene	µg/L	NA	NA	NA	NA	NA	NA	NA	NA	NA	NA
o-Xylene	µg/L	0.22	0.24	0.13	0.13	0.13	0.13	0.13	0.13	0.13	0.14
p+m-Xylenes	µg/L	0.50	0.39	0.30	0.30	0.30	0.30	0.30	0.30	0.30	0.39
Tetrachloroethene	µg/L	0.6	0.48	0.6	0.9	2.9	1.5	4.7	3.1	3.6	3.3
Toluene	µg/L	0.14	0.24	0.22	0.22	0.22	0.22	0.22	0.22	0.22	0.27
Trichloroethene	µg/L	**0.45**	0.35	**0.43**	0.8	7.9	3.9	3.8	3.0	2.4	2.2
Trichlorofluoromethane	µg/L	0.43	0.14	0.23	0.23	0.23	0.23	**0.63**	**0.73**	**0.54**	0.54
SEMI-VOLATILE ORGANIC COMPOUNDS											
2-Chlorophenol	µg/L	NA	NA	NA	1.9	NA	NA	NA	NA	NA	NA
bis(2-Ethylhexyl) Phthalate	µg/L	NA	NA	NA	**4.1[(5)]**	NA	NA	NA	NA	NA	NA
Di-n-Butylphthalate	µg/L	NA	NA	NA	1.2	NA	NA	NA	NA	NA	NA
Dimethylphthalate	µg/L	NA	NA	NA	1.2	NA	NA	NA	NA	NA	NA
HERBICIDES, PESTICIDES & PCBs: ND											

[EA] (Extended analysis) - Appendix I and Appendix II constituents analyzed. Other monitoring periods analyzed for routine monitoring parameters. Only detected compounds included above.

TABLE 5-8 (CONT'D)
MID-VALLEY SANITARY LANDFILL
HISTORICAL SUMMARY - MONITORING WELL F-6

ANALYTE	UNITS	Jul 2002	Oct 2002	Jan 2003	Apr 2003	Jul 2003	Oct 2003	Jan 2004	Apr 2004	Jul 2004	Oct 2004
FIELD PARAMETERS											
Dissolved Oxygen (DO)	mg/L	2.9	6.2	6.7	8.4	6.0	6.9	8.0	6.1	6.1	6.2
Oxidation-Reduction Potential	mV	NA	NA	NA	NA	NA	NA	NA	NA	NA	NA
pH	units	7.1	7.2	7.1	7.0	7.5	7.4	7.5	7.5	7.1	7.1
Specific Conductance	µmhos/cm	520	460	380	450	560	510	520	510	540	490
Temperature	C°	21.3	21	21.2	19	20	20	19	22	22	23.9
Turbidity	NTU	0	0	0	0	0	0	0	0	0	0
GENERAL CHEMISTRY											
Alkalinity, Total	mg/L	NA	NA	NA	NA	NA	NA	NA	NA	NA	NA
Anions	meq/L	NA	NA	NA	NA	NA	NA	NA	NA	NA	NA
Bicarbonate Alkalinity	mg/L	NA	NA	NA	NA	NA	NA	NA	NA	NA	NA
Carbonate Alkalinity	mg/L	NA	NA	NA	NA	NA	NA	NA	NA	NA	NA
Cations	meq/L	NA	NA	NA	NA	NA	NA	NA	NA	NA	NA
Chemical Oxygen Demand (COD)	mg/L	NA	NA	NA	NA	NA	NA	NA	NA	NA	NA
Chloride	mg/L	12	9.4	6.9	6.3	6.2	6.7	7.3	6.1	4.1	4.1
Cyanide	mg/L	NA	NA	NA	NA	NA	NA	NA	NA	NA	NA
Electrical Conductivity	umhos/cm	NA	NA	NA	NA	NA	NA	NA	NA	NA	NA
Fluoride	mg/L	NA	NA	NA	NA	NA	NA	NA	NA	NA	NA
Hardness	mg/L	NA	NA	NA	NA	NA	NA	NA	NA	NA	NA
Hydroxide Alkalinity	mg/L	NA	NA	NA	NA	NA	NA	NA	NA	NA	NA
Nitrate (as N)	mg/L	2.2	4.7	7.4	6.6	6.62	6.25	5.61	5.38	4.98	4.77
ortho-Phosphate Phosphorus	mg/L	NA	NA	NA	NA	NA	NA	NA	NA	NA	NA
Perchlorate	mg/L	0.103	0.300	0.056	0.250	0.220	0.210	0.160	0.096	0.062	0.054
Phenols, Total	mg/L	NA	NA	NA	NA	NA	NA	NA	NA	NA	NA
Sulfate	mg/L	18	15	13	12	13	14	15	17	17	18
Sulfide	mg/L	NA	NA	NA	NA	NA	NA	NA	NA	NA	NA
Total Dissolved Solids (TDS)	mg/L	310	290	230	270	300	224	312	258	268	268
Total Organic Carbon (TOC)	mg/L	NA	NA	NA	NA	NA	NA	NA	NA	NA	NA
Total Organic Halides (TOX)	mg/L	NA	NA	NA	NA	NA	NA	NA	NA	NA	NA
METALS											
Aluminum	mg/L	NA	NA	NA	NA	NA	NA	NA	NA	NA	NA
Antimony	mg/L	NA	NA	NA	NA	NA	NA	NA	NA	NA	NA
Arsenic	mg/L	NA	NA	NA	NA	NA	NA	NA	NA	NA	NA
Barium	mg/L	NA	NA	NA	NA	NA	NA	NA	NA	NA	NA
Beryllium	mg/L	NA	NA	NA	NA	NA	NA	NA	NA	NA	NA
Boron	mg/L	NA	NA	NA	NA	NA	NA	NA	NA	NA	NA
Cadmium	mg/L	NA	NA	NA	NA	NA	NA	NA	NA	NA	NA
Calcium	mg/L	73	66	60	60	61	62	63	60	58	60
Chromium-Hexavalent	mg/L	NA	NA	NA	NA	NA	NA	NA	NA	NA	NA
Chromium-Total	mg/L	NA	NA	NA	NA	NA	NA	NA	NA	NA	NA
Cobalt	mg/L	NA	NA	NA	NA	NA	NA	NA	NA	NA	NA
Copper	mg/L	NA	NA	NA	NA	NA	NA	NA	NA	NA	NA
Iron	mg/L	NA	NA	NA	NA	NA	NA	NA	NA	NA	NA
Lead	mg/L	NA	NA	NA	NA	NA	NA	NA	NA	NA	NA
Magnesium	mg/L	9.8	9.0	8.4	8.6	9.2	8.9	9.1	8.8	8.6	8.8
Manganese	mg/L	NA	NA	NA	NA	NA	NA	NA	NA	NA	NA
Mercury	mg/L	NA	NA	NA	NA	NA	NA	NA	NA	NA	NA
Molybdenum	mg/L	NA	NA	NA	NA	NA	NA	NA	NA	NA	NA
Nickel	mg/L	NA	NA	NA	NA	NA	NA	NA	NA	NA	NA
Phosphorus	mg/L	NA	NA	NA	NA	NA	NA	NA	NA	NA	NA
Potassium	mg/L	NA	NA	NA	NA	NA	NA	NA	NA	NA	NA
Selenium	mg/L	NA	NA	NA	NA	NA	NA	NA	NA	NA	NA
Silver	mg/L	NA	NA	NA	NA	NA	NA	NA	NA	NA	NA
Sodium	mg/L	13	13	12	11	12	11	11	12	11	12
Thallium	mg/L	NA	NA	NA	NA	NA	NA	NA	NA	NA	NA
Tin	mg/L	NA	NA	NA	NA	NA	NA	NA	NA	NA	NA
Vanadium	mg/L	NA	NA	NA	NA	NA	NA	NA	NA	NA	NA
Zinc	mg/L	NA	NA	NA	NA	NA	NA	NA	NA	NA	NA
VOLATILE ORGANIC COMPOUNDS											
1,1,1-Trichloroethane	µg/L	0.29	0.12	0.12	0.12	**0.090**	0.072	0.069	0.061	0.061	0.061
1,1,2-Trichoroethane	µg/L	NA	NA	NA	NA	NA	NA	NA	NA	NA	NA
1,1-Dichloroethane	µg/L	0.94	0.68	0.78	0.77	0.72	0.77	**0.46**	**0.41**	**0.32**	**0.20**
1,1-Dichloroethene	µg/L	0.38	0.12	0.12	0.12	**0.090**	**0.090**	0.067	0.054	0.054	0.054
1,2-Dichloroethane	µg/L	0.20	0.21	0.21	0.21	0.12	0.12	0.25	0.086	0.086	0.086
1,2-Dichloropropane	µg/L	8.0	4.0	3.6	3.9	3.9	4.5	2.9	2.3	1.3	0.96
Benzene	µg/L	0.28	0.14	0.14	0.14	0.035	0.035	0.039	0.060	0.060	0.060
Bromodichloromethane	µg/L	**0.32**	0.50	0.50	0.50	0.087	**0.12**	0.062	0.086	0.086	0.086
Bromoform	µg/L	0.13	0.13	0.13	0.13	0.13	0.13	0.33	0.13	0.33	0.13
Carbon Disulfide	µg/L	0.36	0.36	0.36	0.36	0.28	0.28	0.15	0.23	0.23	0.23
Chlorobenzene	µg/L	0.13	0.23	0.23	0.23	0.049	0.049	0.059	0.084	0.084	0.084
Chloroform	µg/L	0.91	0.96	0.89	0.86	0.81	0.80	0.59	0.63	0.68	**0.48**
Chloromethane	µg/L	0.26	0.36	0.36	0.36	0.056	0.056	0.044	0.040	0.040	0.040
cis-1,2-Dichloroethene	µg/L	0.34	**0.37**	0.18	0.18	**0.11**	**0.11**	**0.12**	0.12	0.12	0.12
Dibromochloromethane	µg/L	0.28	0.37	0.37	0.37	0.12	0.12	0.13	0.12	0.12	0.12
Dichlorodifluoromethane	µg/L	2.0	0.18	0.18	**0.83**	0.50	**0.44**	0.15	**0.13**	**0.21**	**0.13**
Methylene Chloride	µg/L	0.52	0.15	0.15	0.15	0.12	0.12	0.13	0.17	0.17	0.17
Methyl t-butyl ether	µg/L	0.13	0.13	0.13	0.13	0.13	0.13	0.13	0.13	0.13	0.13
Naphthalene	µg/L	NA	NA	NA	NA	NA	NA	NA	NA	NA	NA
o-Xylene	µg/L	0.14	0.41	0.41	0.41	0.049	0.049	0.048	0.046	0.046	0.046
p+m-Xylenes	µg/L	0.39	0.36	0.36	0.36	0.088	0.088	0.11	0.099	0.099	0.099
Tetrachloroethene	µg/L	3.4	5.4	7.6	6.5	6.4	5.3	3.1	3.8	2.7	2.8
Toluene	µg/L	0.27	0.22	0.22	0.22	0.042	0.042	0.048	0.063	0.063	0.063
Trichloroethene	µg/L	6.6	75	160[6]	110[6]	93	73	50	59	59	53
Trichlorofluoromethane	µg/L	0.54	**0.24**	**0.24**	**0.26**	**0.23**	**0.27**	0.061	**0.10**	0.060	**0.090**
SEMI-VOLATILE ORGANIC COMPOUNDS											
2-Chlorophenol	µg/L	NA	NA	NA	NA	NA	NA	NA	NA	NA	NA
bis(2-Ethylhexyl) Phthalate	µg/L	NA	NA	NA	NA	NA	NA	NA	NA	NA	NA
Di-n-Butylphthalate	µg/L	NA	NA	NA	NA	NA	NA	NA	NA	NA	NA
Dimethylphthalate	µg/L	NA	NA	NA	NA	NA	NA	NA	NA	NA	NA
HERBICIDES, PESTICIDES & PCBs: ND											

[EA] (Extended analysis) - Appendix I and Appendix II constituents analyzed. Other monitoring periods analyzed for routine monitoring parameters. Only detected compounds included above.

TABLE 5-8 (CONT'D)
MID-VALLEY SANITARY LANDFILL
HISTORICAL SUMMARY - MONITORING WELL F-6

ANALYTE	UNITS	Jan 2005	Apr[EA] 2005	Jul [R] 2005	Oct 2005	Jan 2006	Apr 2006	Jul 2006	Oct 2006	Jan 2007	Apr 2007
FIELD PARAMETERS											
Dissolved Oxygen (DO)	mg/L	7.2	8.5	8.0	8.7	8.0	8.1	8.2	7.8	8.8	6.1
Oxidation-Reduction Potential	mV	NA	NA	NA	NA	NA	NA	NA	NA	NA	NA
pH	units	7.0	7.4	7.6	7.5	7.0	7.1	6.9	6.8	7.3	6.6
Specific Conductance	µmhos/cm	400	360	340	380	390	410	400	410	250	140
Temperature	C°	19.3	19.5	20	21	20.8	21	19	21.1	21.2	22.1
Turbidity	NTU	0	0	0	0	0	0	0	0	0	0
GENERAL CHEMISTRY											
Alkalinity, Total	mg/L	NA	160	NA	NA	NA	NA	NA	NA	NA	NA
Anions	meq/L	NA	4.1	NA	NA	NA	NA	NA	NA	NA	NA
Bicarbonate Alkalinity	mg/L	NA	160	NA	NA	NA	NA	NA	NA	NA	NA
Carbonate Alkalinity	mg/L	NA	2.5	NA	NA	NA	NA	NA	NA	NA	NA
Cations	meq/L	NA	4.1	NA	NA	NA	NA	NA	NA	NA	NA
Chemical Oxygen Demand (COD)	mg/L	NA	25	NA	NA	NA	NA	NA	NA	NA	NA
Chloride	mg/L	3.7	3.9	3.6	3.9	4.5	5.2	3.6	3.5	11	12
Cyanide	mg/L	NA	0.0063	NA	NA	NA	NA	NA	NA	NA	NA
Electrical Conductivity	umhos/cm	NA	NA	NA	NA	NA	NA	NA	NA	NA	NA
Fluoride	mg/L	NA	0.36	NA	NA	NA	NA	NA	NA	NA	NA
Hardness	mg/L	NA	180	NA	NA	NA	NA	NA	NA	NA	NA
Hydroxide Alkalinity	mg/L	NA	2.5	NA	NA	NA	NA	NA	NA	NA	NA
Nitrate (as N)	mg/L	4.51	4.2	3.7	4.2	4.4	4.7	3.4	3.2	3.7	3.7
ortho-Phosphate Phosphorus	mg/L	NA	0.067	NA	NA	NA	NA	NA	NA	NA	NA
Perchlorate	mg/L	0.057	0.036	0.031	0.049	0.071	0.070	0.021	0.015	0.038	0.047
Phenols, Total	mg/L	NA	**0.0086**	**0.0074**	NA	NA	NA	NA	NA	NA	NA
Sulfate	mg/L	17	19	18	18	18	18	18	18	19	20
Sulfide	mg/L	NA	0.050	NA	NA	NA	NA	NA	NA	NA	NA
Total Dissolved Solids (TDS)	mg/L	264	260	240	240	240	250	240	230	250	290
Total Organic Carbon (TOC)	mg/L	NA	0.50	NA	NA	NA	NA	NA	NA	NA	NA
Total Organic Halides (TOX)	mg/L	NA	0.032	NA	NA	NA	NA	NA	NA	NA	NA
METALS											
Aluminum	mg/L	NA	NA	NA	NA	NA	NA	NA	NA	NA	NA
Antimony	mg/L	NA	0.00038	NA	NA	NA	NA	NA	NA	NA	NA
Arsenic	mg/L	NA	0.00090	NA	NA	NA	NA	NA	NA	NA	NA
Barium	mg/L	NA	0.021	NA	NA	NA	NA	NA	NA	NA	NA
Beryllium	mg/L	NA	0.0015	NA	NA	NA	NA	NA	NA	NA	NA
Boron	mg/L	NA	**0.055**	NA	NA	NA	NA	NA	NA	NA	NA
Cadmium	mg/L	NA	0.0018	NA	NA	NA	NA	NA	NA	NA	NA
Calcium	mg/L	62	59	57	56	57	57	56	55	71	68
Chromium-Hexavalent	mg/L	NA	NA	NA	NA	NA	NA	NA	NA	NA	NA
Chromium-Total	mg/L	NA	0.0020	NA	NA	NA	NA	NA	NA	NA	NA
Cobalt	mg/L	NA	0.0062	NA	NA	NA	NA	NA	NA	NA	NA
Copper	mg/L	NA	0.0018	NA	NA	NA	NA	NA	NA	NA	NA
Iron	mg/L	NA	0.016	NA	NA	NA	NA	NA	NA	NA	NA
Lead	mg/L	NA	**0.000072**	NA	NA	NA	NA	NA	NA	NA	NA
Magnesium	mg/L	8.9	8.6	8.2	8.6	8.5	8.4	8.4	8.4	10	10
Manganese	mg/L	NA	0.0013	NA	NA	NA	NA	NA	NA	NA	NA
Mercury	mg/L	NA	0.000048	NA	NA	NA	NA	NA	NA	NA	NA
Molybdenum	mg/L	NA	NA	NA	NA	NA	NA	NA	NA	NA	NA
Nickel	mg/L	NA	**0.0017**	NA	NA	NA	NA	NA	NA	NA	NA
Phosphorus	mg/L	NA	0.060	NA	NA	NA	NA	NA	NA	NA	NA
Potassium	mg/L	NA	2.5	NA	NA	NA	NA	NA	NA	NA	NA
Selenium	mg/L	NA	0.00028	NA	NA	NA	NA	NA	NA	NA	NA
Silver	mg/L	NA	0.0020	NA	NA	NA	NA	NA	NA	NA	NA
Sodium	mg/L	12	9.5	12	11	11	10	11	10	13	13
Thallium	mg/L	NA	0.013	NA	NA	NA	NA	NA	NA	NA	NA
Tin	mg/L	NA	0.00026	NA	NA	NA	NA	NA	NA	NA	NA
Vanadium	mg/L	NA	**0.0022**	NA	NA	NA	NA	NA	NA	NA	NA
Zinc	mg/L	NA	**0.0070**	NA	NA	NA	NA	NA	NA	NA	NA
VOLATILE ORGANIC COMPOUNDS											
1,1,1-Trichloroethane	µg/L	0.081	0.16	0.16	0.16	0.16	0.16	0.16	0.27	0.16	0.27
1,1,2-Trichoroethane	µg/L	NA	NA	NA	NA	NA	NA	NA	NA	NA	NA
1,1-Dichloroethane	µg/L	**0.21**	0.17	0.17	**0.19**	**0.28**	0.17	0.17	**0.14**	0.54	0.58
1,1-Dichloroethene	µg/L	0.050	0.15	0.15	0.15	0.15	0.15	0.15	0.15	0.15	0.12
1,2-Dichloroethane	µg/L	0.13	0.25	0.25	0.25	0.25	0.25	0.25	0.15	0.25	0.098
1,2-Dichloropropane	µg/L	0.85	**0.45**	**0.39**	0.78	1.4	0.16	0.74	0.60	4.6	5.0
Benzene	µg/L	0.057	0.13	0.13	0.13	0.13	0.13	0.13	0.14	0.13	0.14
Bromodichloromethane	µg/L	0.092	0.16	0.16	0.16	0.16	0.16	0.16	0.11	**0.16**	**0.24**
Bromoform	µg/L	0.33	0.33	0.33	0.33	0.33	0.33	0.33	0.22	0.33	0.22
Carbon Disulfide	µg/L	0.20	0.38	0.38	0.38	0.38	0.38	0.38	0.44	0.38	0.24
Chlorobenzene	µg/L	0.11	NA	0.12	0.12	0.12	0.12	0.12	0.12	0.12	0.11
Chloroform	µg/L	0.54	**0.31**	**0.32**	**0.46**	0.63	0.53	**0.37**	**0.30**	0.56	0.62
Chloromethane	µg/L	0.098	0.17	0.17	0.17	0.17	0.17	0.17	0.14	0.17	0.072
cis-1,2-Dichloroethene	µg/L	0.070	0.19	0.19	0.19	0.19	0.19	0.19	0.20	0.19	0.13
Dibromochloromethane	µg/L	0.14	0.14	0.14	0.14	0.14	0.14	**0.20**[(5)]	0.12	0.14	0.12
Dichlorodifluoromethane	µg/L	**0.16**	0.20	0.20	**0.24**	**0.38**	0.20	**0.21**	0.17	**0.43**	**0.41**
Methylene Chloride	µg/L	0.067	0.44	0.44	0.44	0.44	0.44	0.44	0.16	0.44	0.16
Methyl t-butyl ether	µg/L	0.13	0.13	0.13	0.13	0.13	0.13	0.13	0.13	0.13	0.13
Naphthalene	µg/L	NA	NA	NA	NA	NA	NA	NA	NA	NA	NA
o-Xylene	µg/L	0.083	NA	0.14	0.14	0.14	0.14	0.14	0.096	0.14	0.096
p+m-Xylenes	µg/L	0.076	NA	0.26	0.26	0.26	0.26	0.26	0.23	0.26	0.23
Tetrachloroethene	µg/L	2.8	1.8	2.2	2.7	3.6	3.0	2.9	2.8	3.3	3.9
Toluene	µg/L	0.083	0.15	0.15	0.15	0.15	0.15	0.15	0.12	0.15	0.12
Trichloroethene	µg/L	57	35	41	46	59	53	40	42	27	22
Trichlorofluoromethane	µg/L	**0.12**	0.20	0.20	0.20	0.20	0.20	0.20	0.13	**0.33**	**0.33**
SEMI-VOLATILE ORGANIC COMPOUNDS											
2-Chlorophenol	µg/L	NA	0.27	NA	NA	NA	NA	NA	NA	NA	NA
bis(2-Ethylhexyl) Phthalate	µg/L	NA	**4.5**[(5)]	NA	NA	NA	NA	NA	NA	NA	NA
Di-n-Butylphthalate	µg/L	NA	0.31	NA	NA	NA	NA	NA	NA	NA	NA
Dimethylphthalate	µg/L	NA	0.24	NA	NA	NA	NA	NA	NA	NA	NA
HERBICIDES, PESTICIDES & PCBs: ND											

[EA] (Extended analysis) - Appendix I and Appendix II constituents analyzed. Other monitoring periods analyzed for routine monitoring parameters. Only detected compounds included above.

TABLE 5-8 (CONT'D)
MID-VALLEY SANITARY LANDFILL
HISTORICAL SUMMARY - MONITORING WELL F-6

ANALYTE	UNITS	Jul 2007	Oct 2007	Jan 2008	Apr 2008	Jul 2008	Oct 2008	Jan 2009	Apr 2009	Jul 2009	Oct 2009
FIELD PARAMETERS											
Dissolved Oxygen (DO)	mg/L	6.1	8.3	7.8	8.0	6.8	6.3	7.3	6.97	5.8	9.4
Oxidation-Reduction Potential	mV	NA	NA	NA	NA	NA	NA	NA	NA	NA	NA
pH	units	7.1	7.8	5.9[E]	7.8	7.69	7.68	7.66	7.84	6.77	7.42
Specific Conductance	µmhos/cm	440	240	390	564	456	461	432	449	443	475
Temperature	C°	22.1	21.6	21.1	21.3	22.1	21.7	21.7	21.9	21.8	20.6
Turbidity	NTU	0	0	0	0	1.7	0	0	2.1	0	19
GENERAL CHEMISTRY											
Alkalinity, Total	mg/L	NA	NA	NA	NA	NA	NA	NA	NA	NA	NA
Anions	meq/L	NA	NA	NA	NA	NA	NA	NA	NA	NA	NA
Bicarbonate Alkalinity	mg/L	NA	NA	NA	NA	NA	NA	NA	NA	NA	NA
Carbonate Alkalinity	mg/L	NA	NA	NA	NA	NA	NA	NA	NA	NA	NA
Cations	meq/L	NA	NA	NA	NA	NA	NA	NA	NA	NA	NA
Chemical Oxygen Demand (COD)	mg/L	NA	NA	NA	NA	NA	NA	NA	NA	NA	NA
Chloride	mg/L	12	10	9.8	9.9	11	11	11	9.7	8.6	8.3
Cyanide	mg/L	NA	NA	NA	NA	NA	NA	NA	NA	NA	NA
Electrical Conductivity	umhos/cm	NA	NA	NA	NA	NA	NA	NA	NA	NA	NA
Fluoride	mg/L	NA	NA	NA	NA	NA	NA	NA	NA	NA	NA
Hardness	mg/L	NA	NA	NA	NA	NA	NA	NA	NA	NA	NA
Hydroxide Alkalinity	mg/L	NA	NA	NA	NA	NA	NA	NA	NA	NA	NA
Nitrate (as N)	mg/L	3.7	5.9	6.4	6.4	6.5	6.5	6.4[(e)]	6.8	7.7	7.2
ortho-Phosphate Phosphorus	mg/L	NA	NA	NA	NA	NA	NA	NA	NA	NA	NA
Perchlorate	mg/L	0.048	0.055	0.050	0.032	0.025	0.022	0.022	0.028	0.027	0.023
Phenols, Total	mg/L	NA	NA	NA	NA	NA	NA	NA	NA	NA	NA
Sulfate	mg/L	19	18	16	16	15	16	16	15	14	15
Sulfide	mg/L	NA	NA	NA	NA	NA	NA	NA	NA	NA	NA
Total Dissolved Solids (TDS)	mg/L	270	310	320	300	290	280	290	260	300	250
Total Organic Carbon (TOC)	mg/L	NA	NA	NA	NA	NA	NA	NA	NA	NA	NA
Total Organic Halides (TOX)	mg/L	NA	NA	NA	NA	NA	NA	NA	NA	NA	NA
METALS											
Aluminum	mg/L	NA	NA	NA	NA	NA	NA	NA	NA	NA	NA
Antimony	mg/L	NA	NA	NA	NA	NA	NA	NA	NA	NA	NA
Arsenic	mg/L	NA	NA	NA	NA	NA	NA	NA	NA	NA	NA
Barium	mg/L	NA	NA	NA	NA	NA	NA	NA	NA	NA	NA
Beryllium	mg/L	NA	NA	NA	NA	NA	NA	NA	NA	NA	NA
Boron	mg/L	NA	NA	NA	NA	NA	NA	NA	NA	NA	NA
Cadmium	mg/L	NA	NA	NA	NA	NA	NA	NA	NA	NA	NA
Calcium	mg/L	69	79	67	69	64	60	72	66	67	68
Chromium-Hexavalent	mg/L	NA	NA	NA	NA	NA	NA	NA	NA	NA	NA
Chromium-Total	mg/L	NA	NA	NA	NA	NA	NA	NA	NA	NA	NA
Cobalt	mg/L	NA	NA	NA	NA	NA	NA	NA	NA	NA	NA
Copper	mg/L	NA	NA	NA	NA	NA	NA	NA	NA	NA	NA
Iron	mg/L	NA	NA	NA	NA	NA	NA	NA	NA	NA	NA
Lead	mg/L	NA	NA	NA	NA	NA	NA	NA	NA	NA	NA
Magnesium	mg/L	9.7	12	9.6	9.9	9.2	8.7	10	9.4	9.8	10
Manganese	mg/L	NA	NA	NA	NA	NA	NA	NA	NA	NA	NA
Mercury	mg/L	NA	NA	NA	NA	NA	NA	NA	NA	NA	NA
Molybdenum	mg/L	NA	NA	NA	NA	NA	NA	NA	NA	NA	NA
Nickel	mg/L	NA	NA	NA	NA	NA	NA	NA	NA	NA	NA
Phosphorus	mg/L	NA	NA	NA	NA	NA	NA	NA	NA	NA	NA
Potassium	mg/L	NA	NA	NA	NA	NA	NA	NA	NA	NA	NA
Selenium	mg/L	NA	NA	NA	NA	NA	NA	NA	NA	NA	NA
Silver	mg/L	NA	NA	NA	NA	NA	NA	NA	NA	NA	NA
Sodium	mg/L	14	15	13	14	14	13	15	14	14	13
Thallium	mg/L	NA	NA	NA	NA	NA	NA	NA	NA	NA	NA
Tin	mg/L	NA	NA	NA	NA	NA	NA	NA	NA	NA	NA
Vanadium	mg/L	NA	NA	NA	NA	NA	NA	NA	NA	NA	NA
Zinc	mg/L	NA	NA	NA	NA	NA	NA	NA	NA	NA	NA
VOLATILE ORGANIC COMPOUNDS											
1,1,1-Trichloroethane	µg/L	0.27	0.27	0.14	0.27	0.18	0.18	0.18	0.18	0.18	0.14
1,1,2-Trichoroethane	µg/L	NA	NA	NA	NA	NA	NA	NA	NA	NA	NA
1,1-Dichloroethane	µg/L	0.69	0.65	0.66	0.64	0.79	0.76	0.62	0.64	0.69	0.55
1,1-Dichloroethene	µg/L	0.12	0.12	0.16	0.29	0.23	0.23	0.23	0.23	0.23	0.16
1,2-Dichloroethane	µg/L	0.098	**0.25**	0.24	0.24	0.24	0.24	0.24	0.24	**0.31**	0.24
1,2-Dichloropropane	µg/L	5.2	4.2	3.9	3.4	3.5	3.6	2.9	1.8	1.8	1.7
Benzene	µg/L	0.12	0.12	0.18	0.32	0.18	0.18	0.18	0.18	0.18	0.18
Bromodichloromethane	µg/L	**0.19**	**0.22**	0.30	0.30	0.30	0.30	0.30	0.30	0.30	0.30
Bromoform	µg/L	0.22	0.22	0.24	0.31	0.24	0.24	0.24	0.24	0.24	1.0[(5)]
Carbon Disulfide	µg/L	0.24	0.24	0.40	0.40	0.40	0.40	0.40	0.40	0.40	0.40
Chlorobenzene	µg/L	0.11	0.11	0.14	0.29	0.14	0.14	0.14	0.14	0.14	0.13
Chloroform	µg/L	0.75	0.89	0.85	0.83	0.96	0.94[(5)]	0.77	0.77	**0.82[(5)]**	0.23
Chloromethane	µg/L	0.14	0.14	0.20	0.35	0.20	**0.24**	0.20	0.20	0.20	0.82[(5)]
cis-1,2-Dichloroethene	µg/L	0.11	0.11	0.32	0.32	0.32	0.32	0.32	0.32	0.32	0.32
Dibromochloromethane	µg/L	0.12	0.12	0.23	0.23	0.23	0.23	0.23	0.23	0.23	**0.37[(5)]**
Dichlorodifluoromethane	µg/L	0.58	0.68	0.74	1.1	1.3	1.2	1.2	0.76	0.72	0.47
Methylene Chloride	µg/L	0.16	0.16	0.27	0.27	0.27	0.27	0.27	0.27	0.27	0.28
Methyl t-butyl ether	µg/L	0.13	0.13	0.13	0.13	0.13	0.22	0.22	0.22	0.22	NA
Naphthalene	µg/L	NA	NA	NA	NA	NA	NA	NA	NA	NA	NA
o-Xylene	µg/L	0.12	0.12	0.16	0.27	0.13	0.13	0.13	0.13	0.13	0.12
p+m-Xylenes	µg/L	0.21	0.21	0.42	0.46	0.42	0.42	0.42	0.42	0.42	0.42
Tetrachloroethene	µg/L	4.6	5.1	5.2	5.3	4.9	4.5	4.9	4.6	5.3	4.2
Toluene	µg/L	0.12	0.12	0.14	0.24	0.12	0.12	0.12	0.12	0.12	0.12
Trichloroethene	µg/L	27	32	34	29	29	27	24	26	32	19
Trichlorofluoromethane	µg/L	**0.43**	0.52	**0.48**	0.53	0.53	0.51	**0.43**	**0.33**	**0.33**	**0.25**
SEMI-VOLATILE ORGANIC COMPOUNDS											
2-Chlorophenol	µg/L	NA	NA	NA	NA	NA	NA	NA	NA	NA	NA
bis(2-Ethylhexyl) Phthalate	µg/L	NA	NA	NA	NA	NA	NA	NA	NA	NA	NA
Di-n-Butylphthalate	µg/L	NA	NA	NA	NA	NA	NA	NA	NA	NA	NA
Dimethylphthalate	µg/L	NA	NA	NA	NA	NA	NA	NA	NA	NA	NA
HERBICIDES, PESTICIDES & PCBs: ND											

[EA] (Extended analysis) - Appendix I and Appendix II constituents analyzed. Other monitoring periods analyzed for routine monitoring parameters. Only detected compounds included above.

TABLE 5-8 (CONT'D)
MID-VALLEY SANITARY LANDFILL
HISTORICAL SUMMARY - MONITORING WELL F-6

ANALYTE	UNITS	Jan 2010	Apr 2010	Jul 2010	Oct[EA] 2010	Jan 2011	Jan[RA] 2011	Jan[RB] 2011	Apr 2011	Jul 2011	Oct 2011
FIELD PARAMETERS											
Dissolved Oxygen (DO)	mg/L	7.0	10.8	7.9	6.9	6.9	6.9	6.9	8.5	6.7	5.8
Oxidation-Reduction Potential	mV	NA	NA	146	112	181	181	181	142	335	191
pH	units	7.10	6.07	7.22	7.54	7.04	7.04	7.04	7.46	7.21	7.32
Specific Conductance	µmhos/cm	465	487	460	470	477	477	477	470	471	477
Temperature	C°	21.8	21.2	21.6	20.8	20.0	20.0	20.0	20.6	22.9	21.0
Turbidity	NTU	0	0	0.7	0.4	0.0	0.0	0.0	0.6	0.0	5.5
GENERAL CHEMISTRY											
Alkalinity, Total	mg/L	NA	NA	NA	170	NA	NA	NA	NA	NA	NA
Anions	meq/L	NA	NA	NA	4.6	NA	NA	NA	NA	NA	NA
Bicarbonate Alkalinity	mg/L	NA	NA	NA	170	NA	NA	NA	NA	NA	NA
Carbonate Alkalinity	mg/L	NA	NA	NA	NA	NA	NA	NA	NA	NA	NA
Cations	meq/L	NA	NA	NA	4.7	NA	NA	NA	NA	NA	NA
Chemical Oxygen Demand (COD)	mgO/L	NA	NA	NA	4.5	NA	NA	NA	NA	NA	NA
Chloride	mg/L	8.5	8.7	9.0	9.9	9.3	NA	NA	9.4	8.3	9.3
Cyanide	mg/L	NA	NA	NA	**0.0017**	NA	0.0016	0.0016	NA	NA	NA
Electrical Conductivity	umhos/cm	NA	NA	NA	433	NA	NA	NA	NA	NA	NA
Fluoride	mg/L	NA	NA	NA	0.36	NA	NA	NA	NA	NA	NA
Hardness	mg/L	NA	NA	NA	210	NA	NA	NA	NA	NA	NA
Hydroxide Alkalinity	mg/L	NA	NA	NA	4.1	NA	NA	NA	NA	NA	NA
Nitrate (as N)	mg/L	7.2	7.1	6.9	6.5	6.1	NA	NA	6.0	5.7	5.9
ortho-Phosphate Phosphorus	mg/L	NA	NA	NA	0.053	NA	NA	NA	NA	NA	NA
Perchlorate	mg/L	0.020	0.023	0.019	0.019	0.019	NA	NA	0.016	0.011	0.0085
Phenols, Total	mg/L	NA	NA	NA	**0.011**[(5)]	NA	NA	NA	NA	NA	NA
Sulfate	mg/L	15	16	16	18	18	NA	NA	18	18	19
Sulfide	mg/L	NA	NA	NA	0.050	NA	NA	NA	NA	NA	NA
Total Dissolved Solids (TDS)	mg/L	230	270	300	290	290	NA	NA	290	300	300
Total Organic Carbon (TOC)	mg/L	NA	NA	NA	**0.16**[(5)]	NA	NA	NA	NA	NA	NA
Total Organic Halides (TOX)	mg/L	NA	NA	NA	0.025	NA	NA	NA	NA	NA	NA
METALS											
Aluminum	mg/L	NA	NA	NA	0.026	NA	NA	NA	NA	NA	NA
Antimony	mg/L	NA	NA	NA	0.010	NA	NA	NA	NA	NA	NA
Arsenic	mg/L	NA	NA	NA	0.150	NA	NA	NA	NA	NA	NA
Barium	mg/L	NA	NA	NA	0.028	NA	NA	NA	NA	NA	NA
Beryllium	mg/L	NA	NA	NA	0.001	NA	NA	NA	NA	NA	NA
Boron	mg/L	NA	NA	NA	**0.012**[(5)]	NA	NA	NA	NA	NA	NA
Cadmium	mg/L	NA	NA	NA	0.0010	NA	NA	NA	NA	NA	NA
Calcium	mg/L	72	68	66	65	67	NA	NA	61	70	72
Chromium-Hexavalent	mg/L	NA	NA	NA	NA	NA	NA	NA	NA	NA	NA
Chromium-Total	mg/L	NA	NA	NA	0.0010	NA	NA	NA	NA	NA	NA
Cobalt	mg/L	NA	NA	NA	0.0050	NA	NA	NA	NA	NA	NA
Copper	mg/L	NA	NA	NA	0.0023	NA	NA	NA	NA	NA	NA
Iron	mg/L	NA	NA	NA	0.0050	NA	NA	NA	NA	NA	NA
Lead	mg/L	NA	NA	NA	**0.012**	NA	NA	NA	NA	NA	NA
Magnesium	mg/L	11	10	9.9	10	10	NA	NA	9.2	11	11
Manganese	mg/L	NA	NA	NA	0.001	NA	NA	NA	NA	NA	NA
Mercury	mg/L	NA	NA	NA	0.000017	NA	NA	NA	NA	NA	NA
Molybdenum	mg/L	NA	NA	NA	NA	NA	NA	NA	NA	NA	NA
Nickel	mg/L	NA	NA	NA	0.0012	NA	NA	NA	NA	NA	NA
Phosphorus	mg/L	NA	NA	NA	0.016	NA	NA	NA	NA	NA	NA
Potassium	mg/L	NA	NA	NA	2.9	NA	NA	NA	NA	NA	NA
Selenium	mg/L	NA	NA	NA	**0.058**[(5)]	NA	NA	NA	NA	NA	NA
Silver	mg/L	NA	NA	NA	0.0011	NA	NA	NA	NA	NA	NA
Sodium	mg/L	14	13	12	13	13	NA	NA	11	13	11
Thallium	mg/L	NA	NA	NA	0.015	NA	NA	NA	NA	NA	NA
Tin	mg/L	NA	NA	NA	0.005	NA	NA	NA	NA	NA	NA
Vanadium	mg/L	NA	NA	NA	**0.0021**	NA	NA	NA	NA	NA	NA
Zinc	mg/L	NA	NA	NA	0.0059	NA	NA	NA	NA	NA	NA
VOLATILE ORGANIC COMPOUNDS											
1,1,1-Trichloroethane	µg/L	0.081	0.081	0.081	0.11	0.11	NA	NA	0.11	0.11	0.11
1,1,2-Trichoroethane	µg/L	NA	NA	NA	NA	NA	NA	NA	0.16	0.16	0.16
1,1-Dichloroethane	µg/L	0.58	0.59	0.60	0.55	0.50	NA	NA	**0.37**	**0.24**	**0.23**
1,1-Dichloroethene	µg/L	0.12	0.12	0.18	0.18	0.18	NA	NA	0.18	0.18	0.18
1,2-Dichloroethane	µg/L	**0.14**	0.14	0.17	0.17	0.17	NA	NA	0.17	0.17	0.17
1,2-Dichloropropane	µg/L	1.8	2.0	2.1	2.1	2.3	NA	NA	1.6	1.1	0.77
Benzene	µg/L	0.086	0.086	0.083	0.083	0.083	NA	NA	0.083	0.083	0.083
Bromodichloromethane	µg/L	0.12	0.12	0.14	0.14	0.14	NA	NA	0.14	0.14	0.14
Bromoform	µg/L	0.23	0.23	0.27	0.27	0.27	NA	NA	0.27	0.27	0.27
Carbon Disulfide	µg/L	0.35	0.35	0.38	0.38	0.38	NA	NA	0.38	0.38	0.38
Chlorobenzene	µg/L	0.081	0.081	0.093	0.093	0.093	NA	NA	0.093	0.093	0.093
Chloroform	µg/L	0.56	0.50[(5)]	0.56	0.51[(5)]	0.50[(5)]	NA	NA	**0.36**[(5)]	**0.23**[(5)]	**0.19**[(5)]
Chloromethane	µg/L	0.11	0.11	0.14	0.14	0.14	NA	NA	0.14	0.14	0.14
cis-1,2-Dichloroethene	µg/L	0.11	0.11	**0.12**	**0.11**	0.085	NA	NA	0.085	0.085	0.085
Dibromochloromethane	µg/L	0.077	0.077	0.13	0.13	0.13	NA	NA	0.13	0.13	0.13
Dichlorodifluoromethane	µg/L	**0.47**	0.53	**0.41**	**0.45**	0.099	NA	NA	**0.28**	**0.19**	**0.18**
Methylene Chloride	µg/L	0.28	0.50	0.48	0.48	0.48	NA	NA	0.48	0.48	0.48
Methyl t-butyl ether	µg/L	**0.16**	**0.19**	**0.16**	**0.20**	**0.27**	NA	NA	**0.24**	**0.26**	**0.25**
Naphthalene	µg/L	NA	NA	NA	NA	NA	NA	NA	NA	NA	NA
o-Xylene	µg/L	0.12	0.12	0.082	0.082	0.082	NA	NA	0.082	0.082	0.082
p+m-Xylenes	µg/L	0.18	0.18	0.28	0.28	0.28	NA	NA	0.28	0.28	0.28
Tetrachloroethene	µg/L	4.2	4.3	4.5	4.4	4.0	NA	NA	3.4	3.2	2.7
Toluene	µg/L	0.093	0.093	0.093	0.093	0.093	NA	NA	0.093	0.093	0.093
Trichloroethene	µg/L	22	20	21	17	17	NA	NA	14	12	11
Trichlorofluoromethane	µg/L	**0.25**	**0.24**	0.13	**0.25**	**0.28**	NA	NA	**0.18**	**0.14**	0.13
SEMI-VOLATILE ORGANIC COMPOUNDS											
2-Chlorophenol	µg/L	NA	NA	NA	0.37	NA	NA	NA	NA	NA	NA
bis(2-Ethylhexyl) Phthalate	µg/L	NA	NA	NA	3.0	NA	NA	NA	NA	NA	NA
Di-n-Butylphthalate	µg/L	NA	NA	NA	0.39	NA	NA	NA	NA	NA	NA
Dimethylphthalate	µg/L	NA	NA	NA	0.39	NA	NA	NA	NA	NA	NA
HERBICIDES, PESTICIDES & PCBs: ND											

[EA] (Extended analysis) - Appendix I and Appendix II constituents analyzed. Other monitoring periods analyzed for routine monitoring parameters. Only detected compounds included above.

TABLE 5-8 (CONT'D)
MID-VALLEY SANITARY LANDFILL
HISTORICAL SUMMARY - MONITORING WELL F-6

ANALYTE	UNITS	Jan 2012	May 2012	Aug 2012	Nov 2012	Feb 2013	May 2013	Aug 2013	Nov 2013	Feb 2014	May 2014
FIELD PARAMETERS											
Dissolved Oxygen (DO)	mg/L	7.0	8.5	6.9	7.2	6.85	6.60	6.97	7.34	4.43	6.76
Oxidation-Reduction Potential	mV	126	209	288	193	274	214	106	401	154	189
pH	units	7.19	7.11	6.57	7.12	7.69	7.10	7.08	7.22	7.38	7.55
Specific Conductance	µmhos/cm	481	483	484	485	402	495	513	498	497	429
Temperature	C°	20.42	20.28	21.65	20.33	21.37	20.61	21.08	21.43	20.65	20.91
Turbidity	NTU	0.0	1.7	0.2	0.4	1.6	0.2	0.4	0.0	0.2	173
GENERAL CHEMISTRY											
Alkalinity, Total	mg/L	NA	NA	NA	NA	NA	NA	NA	NA	NA	NA
Anions	meq/L	NA	NA	NA	NA	NA	NA	NA	NA	NA	NA
Bicarbonate Alkalinity	mg/L	NA	NA	NA	NA	NA	NA	NA	NA	NA	NA
Carbonate Alkalinity	mg/L	NA	NA	NA	NA	NA	NA	NA	NA	NA	NA
Cations	meq/L	NA	NA	NA	NA	NA	NA	NA	NA	NA	NA
Chemical Oxygen Demand (COD)	mgO/L	NA	NA	NA	NA	NA	NA	NA	NA	NA	NA
Chloride	mg/L	9.5	9.2	8.7	11	11	13	13	11	12	12
Cyanide	mg/L	NA	NA	NA	NA	NA	NA	NA	NA	NA	NA
Electrical Conductivity	umhos/cm	NA	NA	NA	NA	NA	NA	NA	NA	NA	NA
Fluoride	mg/L	NA	NA	NA	NA	NA	NA	NA	NA	NA	NA
Hardness	mg/L	NA	NA	NA	NA	NA	NA	NA	NA	NA	NA
Hydroxide Alkalinity	mg/L	NA	NA	NA	NA	NA	NA	NA	NA	NA	NA
Nitrate (as N)	mg/L	5.5	5.6	5.4	5.6	5.3	4.9	5.1	5.2	5.9	6.1
ortho-Phosphate Phosphorus	mg/L	NA	NA	NA	NA	NA	NA	NA	NA	NA	NA
Perchlorate	mg/L	0.0069	**0.0031**	**0.0020**	0.0070	0.016	0.014	0.016	0.020	0.019	0.018
Phenols, Total	mg/L	NA	NA	NA	NA	NA	NA	NA	NA	NA	NA
Sulfate	mg/L	21	21	21	20	18	19	18	18	19	20
Sulfide	mg/L	NA	NA	NA	NA	NA	NA	NA	NA	NA	NA
Total Dissolved Solids (TDS)	mg/L	250	290	300	310	310	290	260	310	280	430
Total Organic Carbon (TOC)	mg/L	NA	NA	NA	NA	NA	NA	NA	NA	NA	NA
Total Organic Halides (TOX)	mg/L	NA	NA	NA	NA	NA	NA	NA	NA	NA	NA
METALS											
Aluminum	mg/L	NA	NA	NA	NA	NA	NA	NA	NA	NA	NA
Antimony	mg/L	NA	NA	NA	NA	NA	NA	NA	NA	NA	NA
Arsenic	mg/L	NA	NA	NA	NA	NA	NA	NA	NA	NA	NA
Barium	mg/L	NA	NA	NA	NA	NA	NA	NA	NA	NA	NA
Beryllium	mg/L	NA	NA	NA	NA	NA	NA	NA	NA	NA	NA
Boron	mg/L	NA	NA	NA	NA	NA	NA	NA	NA	NA	NA
Cadmium	mg/L	NA	NA	NA	NA	NA	NA	NA	NA	NA	NA
Calcium	mg/L	73	70	75	73	72	72	74	71	84	74
Chromium-Hexavalent	mg/L	NA	NA	NA	NA	NA	NA	NA	NA	NA	NA
Chromium-Total	mg/L	NA	NA	NA	NA	NA	NA	NA	NA	NA	NA
Cobalt	mg/L	NA	NA	NA	NA	NA	NA	NA	NA	NA	NA
Copper	mg/L	NA	NA	NA	NA	NA	NA	NA	NA	NA	NA
Iron	mg/L	NA	NA	NA	NA	NA	NA	NA	NA	NA	NA
Lead	mg/L	NA	NA	NA	NA	NA	NA	NA	NA	NA	NA
Magnesium	mg/L	11	11	12	11	10	10	11	10	12	11
Manganese	mg/L	NA	NA	NA	NA	NA	NA	NA	NA	NA	NA
Mercury	mg/L	NA	NA	NA	NA	NA	NA	NA	NA	NA	NA
Molybdenum	mg/L	NA	NA	NA	NA	NA	NA	NA	NA	NA	NA
Nickel	mg/L	NA	NA	NA	NA	NA	NA	NA	NA	NA	NA
Phosphorus	mg/L	NA	NA	NA	NA	NA	NA	NA	NA	NA	NA
Potassium	mg/L	NA	NA	NA	NA	NA	NA	NA	NA	NA	NA
Selenium	mg/L	NA	NA	NA	NA	NA	NA	NA	NA	NA	NA
Silver	mg/L	NA	NA	NA	NA	NA	NA	NA	NA	NA	NA
Sodium	mg/L	12	12	13	13	14	13	14	14	15	13
Thallium	mg/L	NA	NA	NA	NA	NA	NA	NA	NA	NA	NA
Tin	mg/L	NA	NA	NA	NA	NA	NA	NA	NA	NA	NA
Vanadium	mg/L	NA	NA	NA	NA	NA	NA	NA	NA	NA	NA
Zinc	mg/L	NA	NA	NA	NA	NA	NA	NA	NA	NA	NA
VOLATILE ORGANIC COMPOUNDS											
1,1,1-Trichloroethane	µg/L	0.11	0.11	0.11	0.11	0.11	0.11	0.11	0.11	0.11	0.11
1,1,2-Trichoroethane	µg/L	0.16	0.16	0.16	0.16	0.16	0.16	0.16	0.16	0.16	**0.16**
1,1-Dichloroethane	µg/L	**0.20**	**0.15**	0.11	**0.35**	**0.37**	**0.48**	**0.48**	0.56	**0.45**	**0.48**
1,1-Dichloroethene	µg/L	0.18	0.18	0.18	0.18	0.18	0.18	0.18	0.18	0.18	0.18
1,2-Dichloroethane	µg/L	0.17	0.17	0.17	0.17	0.17	0.17	0.17	0.17	0.17	0.17
1,2-Dichloropropane	µg/L	0.67	**0.37**	**0.31**	1.6	2.4	2.9	2.7	3.0	2.1	2.2
Benzene	µg/L	0.083	0.083	0.083	0.083	0.083	0.083	0.083	0.083	0.083	0.083
Bromodichloromethane	µg/L	0.14	0.14	0.14	0.14	0.14	0.14	**0.14**	0.14	0.14	0.14
Bromoform	µg/L	0.27	0.27	0.27	0.27	0.27	0.27	0.27	0.27	0.27	0.27
Carbon Disulfide	µg/L	0.38	0.38	0.38	0.38	0.38	0.38	0.38	0.38	0.38	0.38
Chlorobenzene	µg/L	0.093	0.093	0.093	0.093	0.093	0.093	0.093	0.093	0.093	0.093
Chloroform	µg/L	**0.24**[5]	0.12	0.12	**0.30**	0.12	**0.46**	**0.48**	0.56	**0.41**	**0.44**
Chloromethane	µg/L	0.14	0.14	0.14	0.14	0.14	0.14	0.14	0.14	0.14	0.14
cis-1,2-Dichloroethene	µg/L	0.085	0.085	0.085	0.085	0.085	0.085	0.085	0.085	0.085	0.085
Dibromochloromethane	µg/L	0.13	0.13	0.13	0.13	0.13	0.13	0.13	0.13	0.13	0.98
Dichlorodifluoromethane	µg/L	**0.17**	**0.19**	**0.20**	**0.38**	**0.49**	0.58	0.82	0.75	**0.44**	0.87
Methylene Chloride	µg/L	0.48	0.48	0.48	0.48	0.48	0.48	0.48	0.48	0.48	0.48
Methyl t-butyl ether	µg/L	**0.31**	**0.40**	**0.34**	**0.26**	0.11	**0.15**	**0.19**	**0.18**	**0.18**	**0.29**
Naphthalene	µg/L	0.36	0.36	0.36	0.36	0.36	0.36	0.36	0.36	0.36	0.55
o-Xylene	µg/L	0.082	NA	0.082	0.082	0.082	0.082	0.082	0.082	0.082	0.082
p+m-Xylenes	µg/L	0.28	NA	0.28	0.28	0.28	0.28	0.28	0.28	0.28	0.28
Tetrachloroethene	µg/L	2.6	2.4	2.0	3.1	3.0	3.7	4.2	5.0	4.0	4.1
Toluene	µg/L	0.093	0.093	0.093	0.093	0.093	0.093	0.093	0.093	0.093	0.093
Trichloroethene	µg/L	9.1	7.4	6.5	9.3	9.5	10	12	16	14	15
Trichlorofluoromethane	µg/L	**0.13**	**0.15**	**0.15**	**0.24**	**0.34**	**0.38**	**0.44**	**0.42**	**0.31**	**0.38**
SEMI-VOLATILE ORGANIC COMPOUNDS											
2-Chlorophenol	µg/L	NA	NA	NA	NA	NA	NA	NA	NA	NA	NA
bis(2-Ethylhexyl) Phthalate	µg/L	NA	NA	NA	NA	NA	NA	NA	NA	NA	NA
Di-n-Butylphthalate	µg/L	NA	NA	NA	NA	NA	NA	NA	NA	NA	NA
Dimethylphthalate	µg/L	NA	NA	NA	NA	NA	NA	NA	NA	NA	NA
HERBICIDES, PESTICIDES & PCBs: ND											

[EA] (Extended analysis) - Appendix I and Appendix II constituents analyzed. Other monitoring periods analyzed for routine monitoring parameters. Only detected compounds included above.

TABLE 5-8 (CONT'D)
MID-VALLEY SANITARY LANDFILL
HISTORICAL SUMMARY - MONITORING WELL F-6

ANALYTE	UNITS	Aug 2014	Nov 2014	Feb 2015	May 2015	MED.	AVG.	STD. DEV.	MIN.	MAX.
FIELD PARAMETERS										
Dissolved Oxygen (DO)	mg/L	7.87	5.83	6.75	7.20	6.90	6.94	1.59	2.6	10.80
Oxidation-Reduction Potential	mV	112	160	184	189	183	199	84.1	106	401
pH	units	6.07	7.12	6.97	6.83	7.40	7.34	0.408	6.07	8.30
Specific Conductance	µmhos/cm	978	410	1180	1480	430	457	204	140	1480
Temperature	C°	22.19	21.67	21.78	21.66	20.8	20.5	1.59	15	23.9
Turbidity	NTU	0.0	0.0	0.0	0.0	0.0	6.00	30.1	0.0	173
GENERAL CHEMISTRY										
Alkalinity, Total	mg/L	NA	NA	NA	220	150	156	21.4	140	220
Anions	meq/L	NA	NA	NA	5.5	3.66	3.95	0.690	3.28	5.5
Bicarbonate Alkalinity	mg/L	NA	NA	NA	210	181	178	17.8	140	210
Carbonate Alkalinity	mg/L	NA	NA	NA	NA	NC	NC	NC	NC	NC
Cations	meq/L	NA	NA	NA	5.5	4.23	4.94	2.17	3.48	10.5
Chemical Oxygen Demand (COD)	mgO/L	NA	NA	NA	**4.5**	8.00	21.3	28.2	3.0	97
Chloride	mg/L	12	12	11	10	7.00	7.53	3.11	2.6	14
Cyanide	mg/L	NA	NA	NA	0.0014	NC	NC	NC	0.0014	**0.0017**
Electrical Conductivity	umhos/cm	NA	NA	NA	NA	433	433	0.0	433	433
Fluoride	mg/L	NA	NA	NA	0.27	0.335	0.338	0.0938	0.2	0.5
Hardness	mg/L	NA	NA	NA	250	179	192	45.6	140	320
Hydroxide Alkalinity	mg/L	NA	NA	NA	4.1	NC	NC	NC	NC	NC
Nitrate (as N)	mg/L	6.4	6.1	6.2	6.3	5.10	4.78	1.96	1.03	8.8
ortho-Phosphate Phosphorus	mg/L	NA	NA	NA	0.082[5]	0.0400	0.0606	0.0663	0.0016	0.21
Perchlorate	mg/L	0.015	0.014	0.010	0.0041	0.0220	0.0576	0.0809	0.0004	0.300
Phenols, Total	mg/L	NA	NA	NA	0.01	NC	NC	NC	**0.0074**	**0.0086**
Sulfate	mg/L	20	20	21	23	18.0	18.4	5.13	10	41.6
Sulfide	mg/L	NA	NA	NA	0.050	NC	NC	NC	NC	NC
Total Dissolved Solids (TDS)	mg/L	310	300	320	280	260	266	40.7	192	430
Total Organic Carbon (TOC)	mg/L	NA	NA	NA	0.30	1.60	2.50	2.58	**0.14**	8.6
Total Organic Halides (TOX)	mg/L	NA	NA	NA	0.02	0.00800	0.0136	0.0140	0.003	0.032
METALS										
Aluminum	mg/L	NA	NA	NA	0.026	0.200	5.70	11.8	0.026	28
Antimony	mg/L	NA	NA	NA	0.0085	NC	NC	NC	NC	NC
Arsenic	mg/L	NA	NA	NA	0.0078	0.00560	0.0449	0.0745	0.00090	0.150
Barium	mg/L	NA	NA	NA	0.033	0.0615	0.0860	0.0725	**0.020**	0.15
Beryllium	mg/L	NA	NA	NA	0.0005	NC	NC	NC	NC	NC
Boron	mg/L	NA	NA	NA	**0.038**[5]	0.160	0.152	0.0874	**0.016**	0.30
Cadmium	mg/L	NA	NA	NA	0.0011	0.00105	0.00278	0.00549	0.0001	0.0026
Calcium	mg/L	78	75	63	80	63.0	63.7	8.37	48	84
Chromium-Hexavalent	mg/L	NA	NA	NA	NA	0.0400	0.110	0.193	**0.0014**	0.07
Chromium-Total	mg/L	NA	NA	NA	**0.0014**	0.00705	0.0177	0.0294	0.0010	0.08
Cobalt	mg/L	NA	NA	NA	0.0013	NC	NC	NC	NC	NC
Copper	mg/L	NA	NA	NA	**0.0039**[5]	0.0140	0.0176	0.0165	**0.00023**	0.04
Iron	mg/L	NA	NA	NA	0.03	0.100	2.32	8.19	0.0050	34
Lead	mg/L	NA	NA	NA	0.004	0.0210	0.197	0.341	**0.000072**	0.91
Magnesium	mg/L	11	12	9.4	12	8.90	9.25	1.67	6.3	17
Manganese	mg/L	NA	NA	NA	0.004	0.0200	0.0556	0.133	0.00009	0.56
Mercury	mg/L	NA	NA	NA	**0.000038**[5]	NC	NC	NC	NC	NC
Molybdenum	mg/L	NA	NA	NA	**0.0027**	0.00520	0.0223	0.0306	**0.0027**	0.0052
Nickel	mg/L	NA	NA	NA	**0.002**	0.01000	0.0189	0.0204	0.0007	0.05
Phosphorus	mg/L	NA	NA	NA	0.03	0.0600	0.265	0.398	0.01	0.16
Potassium	mg/L	NA	NA	NA	3.3	2.79	3.49	1.54	2.18	8.0
Selenium	mg/L	NA	NA	NA	0.015	0.00500	0.0311	0.0893	0.00028	0.005
Silver	mg/L	NA	NA	NA	0.0019	NC	NC	NC	NC	NC
Sodium	mg/L	11	13	11	13	12.0	11.9	1.88	7.76	17
Thallium	mg/L	NA	NA	NA	0.024	NC	NC	NC	NC	NC
Tin	mg/L	NA	NA	NA	0.0067	NC	NC	NC	NC	NC
Vanadium	mg/L	NA	NA	NA	0.0022	0.0115	0.0412	0.0586	**0.0021**	0.08
Zinc	mg/L	NA	NA	NA	0.0023	0.0190	0.0345	0.0434	0.002	0.16
VOLATILE ORGANIC COMPOUNDS										
1,1,1-Trichloroethane	µg/L	0.11	0.11	0.11	0.11	NC	NC	NC	0.02	**0.090**
1,1,2-Trichoroethane	µg/L	0.16	0.16	0.16	0.16	0.160	0.160	0.0	**0.16**	**0.16**
1,1-Dichloroethane	µg/L	**0.45**	**0.40**	**0.40**	**0.39**	0.390	0.447	0.263	0.11	1.3
1,1-Dichloroethene	µg/L	0.18	0.18	0.18	0.18	0.180	0.186	0.0778	0.050	**0.090**
1,2-Dichloroethane	µg/L	0.17	0.17	0.17	0.17	0.230	0.221	0.0871	0.086	**0.31**
1,2-Dichloropropane	µg/L	1.9	1.7	1.5	**0.34**	1.05	1.99	2.38	0.16	9.8
Benzene	µg/L	0.083	0.083	0.083	0.083	NC	NC	NC	0.035	**0.17**
Bromodichloromethane	µg/L	0.14	0.14	0.14	0.14	NC	NC	NC	0.062	**0.32**
Bromoform	µg/L	0.27	0.27	0.27	0.27	NC	NC	NC	NC	NC
Carbon Disulfide	µg/L	0.38	0.38	0.38	0.38	NC	NC	NC	0.15	1.2
Chlorobenzene	µg/L	0.093	0.093	0.093	0.093	NC	NC	NC	0.049	1.3
Chloroform	µg/L	**0.44**	**0.41**	**0.34**	1.2	0.390	0.443	0.274	0.12	1.2
Chloromethane	µg/L	0.14	0.14	0.14	0.14	NC	NC	NC	0.040	1.0
cis-1,2-Dichloroethene	µg/L	0.085	0.085	0.085	0.085	NC	NC	NC	0.070	0.7
Dibromochloromethane	µg/L	0.13	0.13	0.13	0.13	NC	NC	NC	0.07	0.98
Dichlorodifluoromethane	µg/L	**0.39**	**0.45**	**0.28**	0.099	0.350	0.554	0.722	0.08	3.3
Methylene Chloride	µg/L	0.48	0.48	0.48	0.48	NC	NC	NC	0.067	14
Methyl t-butyl ether	µg/L	**0.18**	**0.18**	**0.27**	0.11	NC	NC	NC	0.11	**0.40**
Naphthalene	µg/L	0.36	0.36	0.36	0.36	NC	NC	NC	0.36	0.55
o-Xylene	µg/L	0.082	0.082	0.082	0.082	NC	NC	NC	0.046	**0.12**
p+m-Xylenes	µg/L	0.28	0.28	0.28	0.28	NC	NC	NC	0.076	**0.37**
Tetrachloroethene	µg/L	4.2	4.2	3.8	3.5	2.70	2.42	2.00	0.08	7.6
Toluene	µg/L	0.093	0.093	0.093	0.093	NC	NC	NC	0.042	**0.19**
Trichloroethene	µg/L	14	13	11	7.8	7.90	16.7	22.0	0.05	93
Trichlorofluoromethane	µg/L	**0.36**	**0.33**	**0.30**	**0.26**	NC	NC	NC	0.060	**0.73**
SEMI-VOLATILE ORGANIC COMPOUNDS										
2-Chlorophenol	µg/L	NA	NA	NA	0.37	0.800	0.958	0.671	0.27	1.4
bis(2-Ethylhexyl) Phthalate	µg/L	NA	NA	NA	3.0	3.00	3.25	1.26	NC	NC
Di-n-Butylphthalate	µg/L	NA	NA	NA	0.39	NC	NC	NC	NC	NC
Dimethylphthalate	µg/L	NA	NA	NA	0.39	NC	NC	NC	NC	NC
HERBICIDES, PESTICIDES & PCBs: ND										

[EA] (Extended analysis) - Appendix I and Appendix II constituents analyzed. Other monitoring periods analyzed for routine monitoring parameters. Only detected compounds included above.

TABLE 5-9
MID-VALLEY SANITARY LANDFILL
HISTORICAL SUMMARY - MONITORING WELL F-7

ANALYTE	UNITS	Jun 1990	Jul 1990	Oct 1990	Dec 1990	Feb 1991	May 1991	Aug 1991	Nov 1991	Jul 1992	Aug 1992
FIELD PARAMETERS											
Dissolved Oxygen (DO)	mg/L	NA	NA	NA	NA	NA	NA	NA	NA	NA	NA
Oxidation-Reduction Potential	mV	NA	NA	NA	NA	NA	NA	NA	NA	NA	NA
pH	units	7.99	NA	7.52	7.80	7.7	7.46	7.54	7.73	NA	NA
Specific Conductance	µmhos/cm	512	NA	280	330	205	360	347	341	NA	NA
Temperature	C°	NA	NA	NA	NA	NA	NA	NA	NA	NA	NA
Turbidity	NTU	NA	NA	NA	NA	NA	NA	NA	NA	NA	NA
GENERAL CHEMISTRY											
Alkalinity, Total	mg/L	140	NA	130	140	140	138	138	140	135	131
Anions	meq/L	NC	NA	NC	NC	NC	NC	NC	NC	3.6	3.4
Bicarbonate Alkalinity	mg/L	171	NA	159	171	171	168	168	171	164	160
Carbonate Alkalinity	mg/L	NA	NA	NA	NA	NA	NA	NA	NA	1.0	1.0
Cations	meq/L	NC	NA	NC	NC	NC	NC	NC	NC	11.9	4.43
Chemical Oxygen Demand (COD)	mg/L	7.0	NA	5.0	10	5.0	20	10	15	11	5.0
Chloride	mg/L	8.6	NA	3.0	2.0	3.0	4.0	2.0	4.0	5.5	8
Cyanide	mg/L	NA	NA	NA	NA	NA	NA	NA	NA	NA	NA
Electrical Conductivity	umhos/cm	NA	NA	NA	NA	NA	NA	NA	NA	NA	NA
Fluoride	mg/L	0.3	NA	0.3	0.2	0.3	0.3	0.3	0.5	0.4	0.3
Hardness	mg/L	270	NA	150	149	160	136	142	205	188	197
Hydroxide Alkalinity	mg/L	NA	NA	NA	NA	NA	NA	NA	NA	1.0	1.0
Nitrate (as N)	mg/L	1.3	NA	1.2	0.9	1.4	6.91	0.8	1.4	2.66	2.19
ortho-Phosphate Phosphorus	mg/L	0.04	NA	0.03	0.04	0.01	0.01	0.01	0.20	0.06	0.06
Perchlorate	mg/L	NA	NA	NA	NA	NA	NA	NA	NA	NA	NA
Phenols, Total	mg/L	NA	NA	NA	NA	NA	NA	NA	NA	NA	NA
Sulfate	mg/L	22	NA	21	22	23	24	23	24	28	21
Sulfide	mg/L	NA	NA	NA	NA	NA	NA	NA	NA	NA	NA
Total Dissolved Solids (TDS)	mg/L	290	NA	200	280	190	185	225	220	227	209
Total Organic Carbon (TOC)	mg/L	2.0	NA	1.1	1.1	2.1	2.0	1.4	1.8	2.8	7.8
Total Organic Halides (TOX)	mg/L	0.05	NA	0.05	0.01	0.01	0.01	0.02	0.01	0.005	0.006
METALS											
Aluminum	mg/L	0.20	NA	NA	NA	NA	0.20	NA	NA	183*	NA
Antimony	mg/L	0.06	NA	NA	NA	NA	0.06	NA	NA	0.0016	NA
Arsenic	mg/L	0.01	NA	NA	NA	NA	0.01	NA	NA	0.058*	NA
Barium	mg/L	0.20	NA	NA	NA	NA	0.20	NA	NA	2.3*	NA
Beryllium	mg/L	0.005	NA	NA	NA	NA	0.005	NA	NA	0.02	NA
Boron	mg/L	0.20	NA	0.20	0.20	0.20	0.20	0.20	0.20	0.10	0.10
Cadmium	mg/L	0.001	NA	NA	NA	NA	0.001	NA	NA	0.009	NA
Calcium	mg/L	48	NA	51	53	52	52	52	49	100*	63
Chromium-Hexavalent	mg/L	NA	NA	NA	NA	NA	NA	NA	NA	0.50	NA
Chromium-Total	mg/L	0.01	NA	NA	NA	NA	0.01	NA	NA	0.26*	NA
Cobalt	mg/L	0.05	NA	NA	NA	NA	0.05	NA	NA	0.17*	NA
Copper	mg/L	0.03	NA	NA	NA	NA	0.03	NA	NA	0.27*	NA
Iron	mg/L	0.10	NA	0.10	0.10	0.10	0.10	0.10	0.10	237*	3.98
Lead	mg/L	0.20	NA	NA	NA	NA	0.20	NA	NA	0.22*	NA
Magnesium	mg/L	8.0	NA	7.0	8.0	8.0	8.0	8.0	7.4	76	10
Manganese	mg/L	0.02	NA	0.02	0.02	0.02	0.02	0.02	0.02	3.6*	0.31
Mercury	mg/L	0.0002	NA	NA	NA	NA	0.0002	NA	NA	0.0011*	NA
Molybdenum	mg/L	NA	NA	NA	NA	NA	NA	NA	NA	0.08	NA
Nickel	mg/L	0.04	NA	NA	NA	NA	0.04	NA	NA	0.25*	NA
Phosphorus	mg/L	1.0	NA	1.0	0.05	0.04	1.0	1.0	1.0	0.35*	0.11
Potassium	mg/L	5.0	NA	5.0	5.0	5.0	5.0	5.0	5.0	4.1*	2.75
Selenium	mg/L	0.005	NA	NA	NA	NA	0.005	NA	NA	0.0009	NA
Silver	mg/L	NA	NA	NA	NA	NA	NA	NA	NA	0.005	NA
Sodium	mg/L	13	NA	9.0	9.0	9.0	11	9.0	8.9	8.9	9.1
Thallium	mg/L	NA	NA	NA	NA	NA	NA	NA	NA	0.09	NA
Tin	mg/L	NA	NA	NA	NA	NA	NA	NA	NA	NA	NA
Vanadium	mg/L	0.05	NA	NA	NA	NA	0.05	NA	NA	0.7*	NA
Zinc	mg/L	0.06	NA	0.03	0.02	0.12	0.02	0.05	0.02	0.603*	0.12
VOLATILE ORGANIC COMPOUNDS											
1,1-Dichloroethane	µg/L	0.50	NA	0.50	0.50	0.50	0.50	0.50	0.50	0.50	0.50
1,4-Dichlorobenzene	µg/L	NA	NA	NA	NA	NA	NA	NA	NA	NA	NA
Benzene	µg/L	NR	NA	NR	NR	0.50	NR	NR	NR	0.50	0.50
Bromoform	µg/L	NA	NA	NA	NA	NA	NA	NA	NA	NA	NA
Carbon Disulfide	µg/L	NA	NA	NA	NA	NA	NA	NA	NA	NA	NA
Chloroform	µg/L	NR	NA	NR	NR	0.50	NR	NR	NR	NR	NR
Chloromethane	µg/L	NR	NA	NR	NR	NR	NR	NR	NR	0.50	1.4(5)
Dibromochloromethane	µg/L	0.5	NA	0.5	0.5	0.5	0.5	0.5	0.5	0.5	0.5
Dichlorodifluoromethane	µg/L	0.50	NA	0.50	0.50	0.50	0.50	5.0	6.20	0.50	0.50
Methylene Chloride	µg/L	5.0	NA	5.0	15	15	15	13	5.0	0.50	0.50
p+m-Xylenes	µg/L	NR	NA	NR	NR	1.00	NR	NR	NR	0.50	0.9(5)
Tetrachloroethene	µg/L	0.50	NA	0.50	0.50	0.9	0.50	17	6.80	0.6(5)	0.50
Toluene	µg/L	NR	NA	NR	NR	0.50	NR	NR	NR	0.50	0.05
Trichloroethene	µg/L	0.50	NA	0.50	0.50	0.50	0.50	0.50	0.50	0.50	0.50
Trichlorofluoromethane	µg/L	0.50	NA	0.50	0.50	0.50	0.50	1.3	0.90	0.50	0.50
SEMI-VOLATILE ORGANIC COMPOUNDS											
bis(2-Ethylhexyl) Phthalate	µg/L	NA	NA	NA	NA	NA	NA	NA	NA	10(5)	NA
Di-n-Butylphthalate	µg/L	NA	NA	NA	NA	NA	NA	NA	NA	10(5)	NA
Dimethylphthalate	µg/L	NA	NA	NA	NA	NA	NA	NA	NA	1.0	NA
HERBICIDES, PESTICIDES & PCBs: ND											

EA (Extended analysis) - Appendix I and Appendix II constituents analyzed. Other monitoring periods analyzed for routine monitoring parameters. Only detected compounds included above.

TABLE 5-9 (CONT'D)
MID-VALLEY SANITARY LANDFILL
HISTORICAL SUMMARY - MONITORING WELL F-7

ANALYTE	UNITS	Nov 1992	Feb 1993	May 1993	Aug 1993	Nov 1993	Mar 1994	Jun 1994	Aug 1994	Dec [EA] 1994	Mar 1995
FIELD PARAMETERS											
Dissolved Oxygen (DO)	mg/L	NA	NA	NA	NA	NA	NA	NA	NA	NA	NA
Oxidation-Reduction Potential	mV	NA	NA	NA	NA	NA	NA	NA	NA	NA	NA
pH	units	7.6	7.29	7.4	7.64	7.38	7.57	7.62	NA	7.37	7.43
Specific Conductance	µmhos/cm	300	339	338	331	349	422	419	NA	376	419
Temperature	C°	NA	NA	NA	NA	NA	19	25	NA	18	17
Turbidity	NTU	NA	NA	NA	NA	NA	NA	NA	NA	NA	NA
GENERAL CHEMISTRY											
Alkalinity, Total	mg/L	130	131	131	131	144	177	174	165	163	NA
Anions	meq/L	3.28	3.41	3.3	3.41	3.82	4.15	3.57	4.30	3.74	NA
Bicarbonate Alkalinity	mg/L	159	160	160	160	176	177	174	201	163	NA
Carbonate Alkalinity	mg/L	NA	1.0	NA	1.0	NA	5.0	5.0	1.0	NA	NA
Cations	meq/L	3.96	3.67	3.74	3.36	4.13	4.47	3.70	4.53	4.78	NA
Chemical Oxygen Demand (COD)	mg/L	9	5.0	62	38	97	37.5	37.6	8.0	3.0	NA
Chloride	mg/L	3.8	4.0	6.0	4.0	9.0	9.0	7.0	6.0	6.0	6.0
Cyanide	mg/L	NA	NA	NA	NA	NA	NA	NA	NA	NA	NA
Electrical Conductivity	umhos/cm	NA	NA	NA	NA	NA	NA	NA	NA	NA	NA
Fluoride	mg/L	0.2	0.4	0.5	0.3	0.2	0.221	0.214	0.2	**0.186**	NA
Hardness	mg/L	160	164	158	142	154	180	186	182	185	195
Hydroxide Alkalinity	mg/L	NA	1.0	NA	1.0	NA	5.0	5.0	1.0	5.0	NA
Nitrate (as N)	mg/L	2.3	2.12	1.78	2.73	2.5	4.5	4.63	4.74	7.47	2.98
ortho-Phosphate Phosphorus	mg/L	0.20	0.02	0.03	0.05	0.03	NA	NA	NA	0.06	NA
Perchlorate	mg/L	NA	NA	NA	NA	NA	NA	NA	NA	NA	NA
Phenols, Total	mg/L	NA	NA	NA	NA	NA	NA	NA	NA	NA	NA
Sulfate	mg/L	25	25	23	23	24	30	23	24	25	23.7
Sulfide	mg/L	NA	NA	NA	NA	NA	NA	NA	NA	NA	NA
Total Dissolved Solids (TDS)	mg/L	200	214	224	198	231	280	280	302	328	300
Total Organic Carbon (TOC)	mg/L	4.0	8	3	0.50	0.50	0.10	2.80	0.50	1.0	NA
Total Organic Halides (TOX)	mg/L	0.01	0.005	0.008	0.005	0.005	0.003	0.003	0.005	**0.007**	NA
METALS											
Aluminum	mg/L	4	NA	0.18	NA	NA	NA	0.506	NA	**0.029**	NA
Antimony	mg/L	0.30	NA	0.0002	NA	NA	NA	0.009	NA	0.005	NA
Arsenic	mg/L	0.20	NA	0.001	NA	NA	NA	0.030	NA	**0.0034**	NA
Barium	mg/L	0.05	NA	0.09	NA	NA	NA	0.387	NA	0.1	NA
Beryllium	mg/L	0.02	NA	0.004	NA	NA	NA	**0.004**	NA	0.0005	NA
Boron	mg/L	0.50	0.1	0.2	0.1	0.2	0.28	0.250	0.04	0.02	NA
Cadmium	mg/L	0.02	NA	0.002	NA	NA	NA	0.003	NA	**0.00048**	NA
Calcium	mg/L	52	49.2	50.9	47.7	49.9	64	50	63	68.3	66.4
Chromium-Hexavalent	mg/L	0.01	NA	NA	NA	NA	NA	0.020	NA	0.01	NA
Chromium-Total	mg/L	0.05	NA	0.01	NA	NA	NA	0.182	NA	0.0025	NA
Cobalt	mg/L	0.05	NA	0.02	NA	NA	NA	0.002	NA	0.001	NA
Copper	mg/L	0.02	NA	0.01	NA	NA	NA	0.004	NA	0.03	NA
Iron	mg/L	5.4	2.05	0.29	0.01	0.01	0.331	0.508	0.34	0.07	0.07
Lead	mg/L	0.10	NA	0.03	NA	NA	NA	**0.019**	NA	0.001	NA
Magnesium	mg/L	8.9	7.76	8.05	7.12	8.23	9.17	8.69	9.6	10	9.25
Manganese	mg/L	0.09	0.014	0.007	0.0007	0.007	0.006	0.011	0.038	0.05	0.05
Mercury	mg/L	0.0002	NA	0.0004	NA	NA	NA	0.0002	NA	0.0002	NA
Molybdenum	mg/L	0.05	NA	NA	NA	NA	NA	0.009	NA	0.0039	NA
Nickel	mg/L	0.05	NA	0.02	NA	NA	NA	0.002	NA	0.005	NA
Phosphorus	mg/L	0.05	0.03	0.07	0.06	0.13	0.36	0.08	0.22	**0.06**	NA
Potassium	mg/L	3.9	2.56	2.79	2.09	2.08	2.8	2.61	2.7	2.61	3.23
Selenium	mg/L	0.30	NA	0.0002	NA	NA	NA	**0.035**	NA	0.004	NA
Silver	mg/L	NA	NA	NA	NA	NA	NA	0.012	NA	0.003	NA
Sodium	mg/L	12	10.5	10.6	9.0	8.6	10.1	9.74	12	10.6	9.2
Thallium	mg/L	0.02	NA	NA	NA	NA	NA	0.367	NA	0.001	NA
Tin	mg/L	NA	NA	NA	NA	NA	NA	NA	NA	NA	NA
Vanadium	mg/L	0.05	NA	0.2	NA	NA	NA	0.002	NA	0.013	NA
Zinc	mg/L	0.05	0.017	0.012	0.0003	0.003	0.002	0.006	0.009	0.01	0.01
VOLATILE ORGANIC COMPOUNDS											
1,1-Dichloroethane	µg/L	NR	NR	NR	NR	NR	NR	NR	0.35	0.19	0.19
1,4-Dichlorobenzene	µg/L	NA	NA	NA	NA	NA	0.2	0.2	0.2	0.18	0.18
Benzene	µg/L	1.0	0.50	NR	0.5	NR	NR	NR	0.2	**0.37**	0.11
Bromoform	µg/L	NA	NA	NA	NA	NA	NA	NA	NA	0.41	0.41
Carbon Disulfide	µg/L	NA	NA	NA	NA	NA	NA	NA	NA	NA	NA
Chloroform	µg/L	NR	NR	0.50	NR	NR	NR	0.2	0.2	0.26	0.26
Chloromethane	µg/L	5.0	0.50	0.50	0.50	1.0	0.2	0.2	0.35	0.34	0.34
Dibromochloromethane	µg/L	0.5	0.5	0.5	1.0	0.5	0.07	0.07	0.35	0.27	0.27
Dichlorodifluoromethane	µg/L	5.0	0.50	0.50	0.50	0.50	0.08	2.95	0.35	7.2	4
Methylene Chloride	µg/L	5.0	0.50	0.50	0.50	0.50	0.7	0.7	0.2	0.17	0.17
p+m-Xylenes	µg/L	1.0	0.50	0.50	0.50	0.50	0.14	0.14	0.35	NA	0.14
Tetrachloroethene	µg/L	1.0	0.50	0.50	0.50	1	0.08	2.69	0.9	2.8	2
Toluene	µg/L	1.0	0.50	NR	0.50	NR	NR	NR	0.18	0.18	0.10
Trichloroethene	µg/L	1.0	0.50	NR	0.50	NR	0.05	0.05	0.2	0.31	0.31
Trichlorofluoromethane	µg/L	1.0	0.50	0.50	0.50	0.50	0.05	0.439	0.35	1.8	0.23
SEMI-VOLATILE ORGANIC COMPOUNDS											
bis(2-Ethylhexyl) Phthalate	µg/L	NA	NA	2.0	NA	NA	NA	5.0	NA	1.2	NA
Di-n-Butylphthalate	µg/L	NA	NA	2.0	NA	NA	NA	2.5	NA	0.80	NA
Dimethylphthalate	µg/L	NA	NA	NR	NA	NA	NA	NR	NA	**5.9**[(5)]	NA
HERBICIDES, PESTICIDES & PCBs: ND											

[EA] (Extended analysis) - Appendix I and Appendix II constituents analyzed. Other monitoring periods analyzed for routine monitoring parameters. Only detected compounds included above.

TABLE 5-9 (CONT'D)
MID-VALLEY SANITARY LANDFILL
HISTORICAL SUMMARY - MONITORING WELL F-7

ANALYTE	UNITS	May 1995	Aug 1995	Nov 1995	Feb 1996	May 1996	Jul 1996	Oct 1996	Jan 1997	Apr 1997	Jul 1997
FIELD PARAMETERS											
Dissolved Oxygen (DO)	mg/L	NA	NA	NA	NA	NA	NA	NA	NA	NA	NA
Oxidation-Reduction Potential	mV	NA	NA	NA	NA	NA	NA	NA	NA	NA	NA
pH	units	7.56	7.48	7.31	7.88	7.57	7.71	7.03	8.6	7.22	6.89
Specific Conductance	µmhos/cm	495	423	395	409	431	410	386	364	729	374
Temperature	C°	14	14	13	NA	NA	NA	NA	NA	NA	NA
Turbidity	NTU	NA	NA	NA	NA	NA	NA	NA	NA	NA	NA
GENERAL CHEMISTRY											
Alkalinity, Total	mg/L	NA	NA	NA	NA	NA	NA	NA	NA	NA	NA
Anions	meq/L	NA	NA	NA	NA	NA	NA	NA	NA	NA	NA
Bicarbonate Alkalinity	mg/L	NA	NA	NA	NA	NA	NA	NA	NA	NA	NA
Carbonate Alkalinity	mg/L	NA	NA	NA	NA	NA	NA	NA	NA	NA	NA
Cations	meq/L	NA	NA	NA	NA	NA	NA	NA	NA	NA	NA
Chemical Oxygen Demand (COD)	mg/L	NA	NA	NA	NA	NA	NA	NA	NA	NA	NA
Chloride	mg/L	6.0	6.0	**7.0**	7.0	6.0	15	6.0	10	12.5	6.0
Cyanide	mg/L	NA	NA	NA	NA	NA	NA	NA	NA	NA	NA
Electrical Conductivity	umhos/cm	NA	NA	NA	NA	NA	NA	NA	NA	NA	NA
Fluoride	mg/L	NA	NA	NA	NA	NA	NA	NA	NA	NA	NA
Hardness	mg/L	257	206	200	199	184	184	176	178	377	NA
Hydroxide Alkalinity	mg/L	NA	NA	NA	NA	NA	NA	NA	NA	NA	NA
Nitrate (as N)	mg/L	2.98	3.54	2.55	2.9	4.3	3.85	3.71	3.0	2.39	2.78
ortho-Phosphate Phosphorus	mg/L	NA	NA	NA	NA	NA	NA	NA	NA	NA	NA
Perchlorate	mg/L	NA	NA	NA	NA	NA	NA	NA	NA	NA	NA
Phenols, Total	mg/L	NA	NA	NA	NA	NA	NA	NA	NA	NA	NA
Sulfate	mg/L	21.3	20.6	20.0	13	14	20.3	21	18.6	21.8	23
Sulfide	mg/L	NA	NA	NA	NA	NA	NA	NA	NA	NA	NA
Total Dissolved Solids (TDS)	mg/L	212	306	280	337	239	254	226	242	460	246
Total Organic Carbon (TOC)	mg/L	NA	NA	NA	NA	NA	NA	NA	NA	NA	NA
Total Organic Halides (TOX)	mg/L	NA	NA	NA	NA	NA	NA	NA	NA	NA	NA
METALS											
Aluminum	mg/L	NA	NA	NA	NA	NA	NA	NA	NA	NA	NA
Antimony	mg/L	NA	NA	NA	NA	NA	NA	NA	NA	NA	NA
Arsenic	mg/L	NA	NA	NA	NA	NA	NA	NA	NA	NA	NA
Barium	mg/L	NA	NA	NA	NA	NA	NA	NA	NA	NA	NA
Beryllium	mg/L	NA	NA	NA	NA	NA	NA	NA	NA	NA	NA
Boron	mg/L	NA	NA	NA	NA	NA	NA	NA	NA	NA	NA
Cadmium	mg/L	NA	NA	NA	NA	NA	NA	NA	NA	NA	NA
Calcium	mg/L	77.2	71.0	77.0	69.0	63.0	58.0	56.1	55.2	87	67
Chromium-Hexavalent	mg/L	NA	NA	NA	NA	NA	NA	NA	NA	NA	NA
Chromium-Total	mg/L	NA	NA	NA	NA	NA	NA	NA	NA	NA	NA
Cobalt	mg/L	NA	NA	NA	NA	NA	NA	NA	NA	NA	NA
Copper	mg/L	NA	NA	NA	NA	NA	NA	NA	NA	NA	NA
Iron	mg/L	0.07	0.07	0.220	0.006	0.006	0.07	0.10	0.10	0.06	NA
Lead	mg/L	NA	NA	NA	NA	NA	NA	NA	NA	NA	NA
Magnesium	mg/L	8.70	9.43	9.10	9.60	9.60	8.48	8.18	8.51	22	8.7
Manganese	mg/L	0.05	0.05	0.05	1.2	0.0012	**0.0008**	0.10	0.03	**0.046**	NA
Mercury	mg/L	NA	NA	NA	NA	NA	NA	NA	NA	NA	NA
Molybdenum	mg/L	NA	NA	NA	NA	NA	NA	NA	NA	NA	NA
Nickel	mg/L	NA	NA	NA	NA	NA	NA	NA	NA	NA	NA
Phosphorus	mg/L	NA	NA	NA	NA	NA	NA	NA	NA	NA	NA
Potassium	mg/L	2.21	2.31	2.80	2.5	2.3	2.77	2.62	2.52	4.6	NA
Selenium	mg/L	NA	NA	NA	NA	NA	NA	NA	NA	NA	NA
Silver	mg/L	NA	NA	NA	NA	NA	NA	NA	NA	NA	NA
Sodium	mg/L	8.69	9.87	9.90	12.0	10.0	11.4	10.4	11.4	16	9.9
Thallium	mg/L	NA	NA	NA	NA	NA	NA	NA	NA	NA	NA
Tin	mg/L	NA	NA	NA	NA	NA	NA	NA	NA	NA	NA
Vanadium	mg/L	NA	NA	NA	NA	NA	NA	NA	NA	NA	NA
Zinc	mg/L	0.01	0.01	0.030	**0.008**	0.003	0.044	**0.028**	**0.0321**	**0.017**	NA
VOLATILE ORGANIC COMPOUNDS											
1,1-Dichloroethane	µg/L	0.19	0.19	0.19	0.3	0.3	0.18	0.18	0.18	0.9	0.30
1,4-Dichlorobenzene	µg/L	0.18	0.18	0.18	0.3	0.3	0.35	0.35	0.35	0.35	0.28
Benzene	µg/L	0.11	0.11	0.11	0.2	0.2	0.24	0.24	0.24	0.24	0.16
Bromoform	µg/L	0.41	0.41	0.41	0.2	0.2	0.2	0.2	0.2	0.2	0.28
Carbon Disulfide	µg/L	NA	NA	NA	NA	NA	NA	NA	NA	NA	NA
Chloroform	µg/L	0.26	0.26	3	0.5	0.5	0.13	0.13	0.13	**0.22**	0.17
Chloromethane	µg/L	0.34	0.34	0.34	0.2	0.2	0.29	0.29	0.29	0.29	0.23
Dibromochloromethane	µg/L	0.27	0.27	0.27	NA	NA	0.21	0.21	0.21	0.21	0.18
Dichlorodifluoromethane	µg/L	4	4	4	6.0	**0.7**	2.3	2.3	1.5	18.3	5.8
Methylene Chloride	µg/L	**0.62**[(5)]	**0.29**[(5)]	0.17	1.2	1.2	0.28	0.28	0.28	2.4	0.21
p+m-Xylenes	µg/L	0.14	0.14	0.14	NA	NA	0.76	0.76	0.76	0.76	0.28
Tetrachloroethene	µg/L	4	**0.21**	7	5.0	6.0	2.8	1.9	1.4	10.1	1.6
Toluene	µg/L	0.10	0.10	0.10	0.7	0.7	0.27	0.27	0.27	0.27	0.12
Trichloroethene	µg/L	0.31	0.31	**0.31**	0.3	0.3	0.19	0.19	0.19	2.3	0.17
Trichlorofluoromethane	µg/L	**0.76**	**0.37**	**0.56**	1.0	0.2	**0.34**	**0.70**	0.30	2.0	0.7
SEMI-VOLATILE ORGANIC COMPOUNDS											
bis(2-Ethylhexyl) Phthalate	µg/L	NA	NA	NA	NA	NA	NA	NA	NA	NA	NA
Di-n-Butylphthalate	µg/L	NA	NA	NA	NA	NA	NA	NA	NA	NA	NA
Dimethylphthalate	µg/L	NA	NA	NA	NA	NA	NA	NA	NA	NA	NA
HERBICIDES, PESTICIDES & PCBs: ND											

[EA] (Extended analysis) - Appendix I and Appendix II constituents analyzed. Other monitoring periods analyzed for routine monitoring parameters. Only detected compounds included above.

TABLE 5-9 (CONT'D)
MID-VALLEY SANITARY LANDFILL
HISTORICAL SUMMARY - MONITORING WELL F-7

ANALYTE	UNITS	Oct 1997	Jan 1998	Apr 1998	Jul 1998	Oct 1998	Jan 1999	Apr 1999	Jul 1999	Oct 1999	Jan 2000
FIELD PARAMETERS											
Dissolved Oxygen (DO)	mg/L	NA	NA	NA	NA	NA	5.1	5.0	4.6	5.0	4.9
Oxidation-Reduction Potential	mV	NA	NA	NA	NA	NA	NA	NA	NA	NA	NA
pH	units	7.44	7.53	7.2	7.4	7.4	7.38	7.5	7.6	7.7	7.6
Specific Conductance	µmhos/cm	NA	NA	NA	NA	NA	NA	NA	NA	NA	NA
Temperature	C°	NA	NA	NA	NA	NA	19	19	20	21	19
Turbidity	NTU	NA	NA	NA	NA	NA	NA	NA	NA	NA	NA
GENERAL CHEMISTRY											
Alkalinity, Total	mg/L	NA	NA	NA	NA	NA	NA	NA	NA	NA	NA
Anions	meq/L	NA	NA	NA	NA	NA	NA	NA	NA	NA	NA
Bicarbonate Alkalinity	mg/L	NA	NA	NA	NA	NA	NA	NA	NA	NA	NA
Carbonate Alkalinity	mg/L	NA	NA	NA	NA	NA	NA	NA	NA	NA	NA
Cations	meq/L	NA	NA	NA	NA	NA	NA	NA	NA	NA	NA
Chemical Oxygen Demand (COD)	mg/L	NA	NA	NA	NA	NA	NA	NA	NA	NA	NA
Chloride	mg/L	**6.5**	6.0	**7.5**	6.0	6.0	**4.5**	10	9	5	4
Cyanide	mg/L	NA	NA	NA	NA	NA	NA	NA	NA	NA	NA
Electrical Conductivity	umhos/cm	NA	NA	NA	NA	NA	NA	NA	NA	NA	NA
Fluoride	mg/L	NA	NA	NA	NA	NA	NA	NA	NA	NA	NA
Hardness	mg/L	NA	NA	NA	NA	NA	NA	NA	NA	NA	NA
Hydroxide Alkalinity	mg/L	NA	NA	NA	NA	NA	NA	NA	NA	NA	NA
Nitrate (as N)	mg/L	1.85	3.71	2.1	2.0	1.3	1.5	1.3	3.4	4.3	3.9
ortho-Phosphate Phosphorus	mg/L	NA	NA	NA	NA	NA	NA	NA	NA	NA	NA
Perchlorate	mg/L	0.0016	NA	NA	NA	NA	NA	NA	NA	NA	NA
Phenols, Total	mg/L	NA	NA	NA	NA	NA	NA	NA	NA	NA	NA
Sulfate	mg/L	23	21.2	20	21	18	19	13	15	17	21
Sulfide	mg/L	NA	NA	NA	NA	NA	NA	NA	NA	NA	NA
Total Dissolved Solids (TDS)	mg/L	246	244	238	234	254	214	234	250	240	260
Total Organic Carbon (TOC)	mg/L	NA	NA	NA	NA	NA	NA	NA	NA	NA	NA
Total Organic Halides (TOX)	mg/L	NA	NA	NA	NA	NA	NA	NA	NA	NA	NA
METALS											
Aluminum	mg/L	NA	NA	NA	NA	NA	NA	NA	NA	NA	NA
Antimony	mg/L	NA	NA	NA	NA	NA	NA	NA	NA	NA	NA
Arsenic	mg/L	NA	NA	NA	NA	NA	NA	NA	NA	NA	NA
Barium	mg/L	NA	NA	NA	NA	NA	NA	NA	NA	NA	NA
Beryllium	mg/L	NA	NA	NA	NA	NA	NA	NA	NA	NA	NA
Boron	mg/L	NA	NA	NA	NA	NA	NA	NA	NA	NA	NA
Cadmium	mg/L	NA	NA	NA	NA	NA	NA	NA	NA	NA	NA
Calcium	mg/L	66	59	64	64	69	70	75	64	60	58
Chromium-Hexavalent	mg/L	NA	NA	NA	NA	NA	NA	NA	NA	NA	NA
Chromium-Total	mg/L	NA	NA	NA	NA	NA	NA	NA	NA	NA	NA
Cobalt	mg/L	NA	NA	NA	NA	NA	NA	NA	NA	NA	NA
Copper	mg/L	NA	NA	NA	NA	NA	NA	NA	NA	NA	NA
Iron	mg/L	NA	NA	NA	NA	NA	NA	NA	NA	NA	NA
Lead	mg/L	NA	NA	NA	NA	NA	NA	NA	NA	NA	NA
Magnesium	mg/L	9.4	7.8	7.1	8.0	11	11	12	10	9	8
Manganese	mg/L	NA	NA	NA	NA	NA	NA	NA	NA	NA	NA
Mercury	mg/L	NA	NA	NA	NA	NA	NA	NA	NA	NA	NA
Molybdenum	mg/L	NA	NA	NA	NA	NA	NA	NA	NA	NA	NA
Nickel	mg/L	NA	NA	NA	NA	NA	NA	NA	NA	NA	NA
Phosphorus	mg/L	NA	NA	NA	NA	NA	NA	NA	NA	NA	NA
Potassium	mg/L	NA	NA	NA	NA	NA	NA	NA	NA	NA	NA
Selenium	mg/L	NA	NA	NA	NA	NA	NA	NA	NA	NA	NA
Silver	mg/L	NA	NA	NA	NA	NA	NA	NA	NA	NA	NA
Sodium	mg/L	11	8.4	10	9.8	10	12	8.6	11	10	10
Thallium	mg/L	NA	NA	NA	NA	NA	NA	NA	NA	NA	NA
Tin	mg/L	NA	NA	NA	NA	NA	NA	NA	NA	NA	NA
Vanadium	mg/L	NA	NA	NA	NA	NA	NA	NA	NA	NA	NA
Zinc	mg/L	NA	NA	NA	NA	NA	NA	NA	NA	NA	NA
VOLATILE ORGANIC COMPOUNDS											
1,1-Dichloroethane	µg/L	0.30	0.30	0.30	0.30	0.30	0.30	0.30	0.31	0.31	0.31
1,4-Dichlorobenzene	µg/L	0.28	0.28	0.28	0.28	0.28	0.28	0.28	0.24	0.24	0.24
Benzene	µg/L	0.16	0.16	0.16	0.16	0.16	0.16	0.16	0.15	0.15	0.15
Bromoform	µg/L	0.28	0.28	0.28	0.28	0.28	0.28	0.28	0.33	0.33	0.33
Carbon Disulfide	µg/L	NA	NA	NA	NA	NA	NA	NA	0.42	0.42	0.42
Chloroform	µg/L	0.17	0.17	0.17	0.17	0.17	0.17	0.17	0.24	0.24	0.24
Chloromethane	µg/L	0.23	0.23	0.23	0.23	0.23	0.23	0.23	0.48	0.48	0.48
Dibromochloromethane	µg/L	0.18	0.18	0.18	0.18	0.18	0.18	0.18	0.29	0.29	0.29
Dichlorodifluoromethane	µg/L	3.5	3.1	4.5	6.8	3.4	4.9	0.22	2.4	3.2	2.1
Methylene Chloride	µg/L	0.21	0.21	0.21	0.21	0.21	0.21	0.21	0.27	0.27	0.27
p+m-Xylenes	µg/L	0.28	0.28	0.28	0.28	0.28	0.28	0.28	0.50	0.50	0.50
Tetrachloroethene	µg/L	1.6	1.5	2.4	2.9	2.8	3.2	9.0	2.6	1.8	2.4
Toluene	µg/L	0.12	**0.25**[(5)]	0.12	0.12	0.12	**0.16**[(5)]	0.12	0.14	**0.20**	0.14
Trichloroethene	µg/L	0.17	0.17	0.17	0.17	0.17	0.17	**0.27**	0.17	0.17	0.17
Trichlorofluoromethane	µg/L	0.25	0.9	1.1	1.3	0.7	1.5	2.4	0.43	0.43	**0.52**
SEMI-VOLATILE ORGANIC COMPOUNDS											
bis(2-Ethylhexyl) Phthalate	µg/L	NA	NA	NA	NA	NA	NA	NA	NA	NA	NA
Di-n-Butylphthalate	µg/L	NA	NA	NA	NA	NA	NA	NA	NA	NA	NA
Dimethylphthalate	µg/L	NA	NA	NA	NA	NA	NA	NA	NA	NA	NA
HERBICIDES, PESTICIDES & PCBs: ND											

[EA] (Extended analysis) - Appendix I and Appendix II constituents analyzed. Other monitoring periods analyzed for routine monitoring parameters. Only detected compounds included above.

TABLE 5-9 (CONT'D)
MID-VALLEY SANITARY LANDFILL
HISTORICAL SUMMARY - MONITORING WELL F-7

ANALYTE	UNITS	Apr 2000	Jul 2000	Oct[EA] 2000	Jan 2001	Apr 2001	May 2001	Jul 2001	Oct 2001	Jan 2002
FIELD PARAMETERS										
Dissolved Oxygen (DO)	mg/L	5.4	5.7	5.2	5.8	8.0	NA	6.4	9.6	9.8
Oxidation-Reduction Potential	mV	NA	NA	NA	NA	NA	NA	NA	NA	NA
pH	units	7.5	7.7	7.7	7.9	6.9	NA	7.6	7.6	7.2
Specific Conductance	umhos/cm	230	310	360	300	300	NA	300	290	340
Temperature	C°	20	20	21	19	21	NA	22	20.5	20.5
Turbidity	NTU	0	1	0	0	0	NA	0	0	0
GENERAL CHEMISTRY										
Alkalinity, Total	mg/L	NA	NA	150	NA	NA	NA	NA	NA	NA
Anions	meq/L	NA	NA	3.54	NA	NA	NA	NA	NA	NA
Bicarbonate Alkalinity	mg/L	NA	NA	180	NA	NA	NA	NA	NA	NA
Carbonate Alkalinity	mg/L	NA	NA	2	NA	NA	NA	NA	NA	NA
Cations	meq/L	NA	NA	3.70	NA	NA	NA	NA	NA	NA
Chemical Oxygen Demand (COD)	mg/L	NA	NA	4	NA	NA	NA	NA	NA	NA
Chloride	mg/L	4	3	3	2	3	NA	3	3	3
Cyanide	mg/L	NA	NA	0.006	NA	NA	NA	NA	NA	NA
Electrical Conductivity	umhos/cm	NA	NA	NA	NA	NA	NA	NA	NA	NA
Fluoride	mg/L	NA	NA	0.3	NA	NA	NA	NA	NA	NA
Hardness	mg/L	NA	NA	160	NA	NA	NA	NA	NA	NA
Hydroxide Alkalinity	mg/L	NA	NA	2	NA	NA	NA	NA	NA	NA
Nitrate (as N)	mg/L	3.6	2.3	1.5	1.2	1.3	NA	1.3	1.4	1.2
ortho-Phosphate Phosphorus	mg/L	NA	NA	**0.01**	NA	NA	NA	NA	NA	NA
Perchlorate	mg/L	NA	NA	NA	0.001	**0.0018**	0.001	0.002	0.002	0.0022
Phenols, Total	mg/L	NA	NA	NA	NA	NA	NA	NA	NA	NA
Sulfate	mg/L	21	23	21	22	21	NA	20	20	20
Sulfide	mg/L	NA	NA	0.2	NA	NA	NA	NA	NA	NA
Total Dissolved Solids (TDS)	mg/L	240	280	220	220	200	NA	210	220	210
Total Organic Carbon (TOC)	mg/L	NA	NA	**0.33**	NA	NA	NA	NA	NA	NA
Total Organic Halides (TOX)	mg/L	NA	NA	0.005	NA	NA	NA	NA	NA	NA
METALS										
Aluminum	mg/L	NA	NA	NA	NA	NA	NA	NA	NA	NA
Antimony	mg/L	NA	NA	0.0001	NA	NA	NA	NA	NA	NA
Arsenic	mg/L	NA	NA	**0.00076**	NA	NA	NA	NA	NA	NA
Barium	mg/L	NA	NA	**0.020**	NA	NA	NA	NA	NA	NA
Beryllium	mg/L	NA	NA	0.0004	NA	NA	NA	NA	NA	NA
Boron	mg/L	NA	NA	**0.017**	NA	NA	NA	NA	NA	NA
Cadmium	mg/L	NA	NA	0.0001	NA	NA	NA	NA	NA	NA
Calcium	mg/L	54	59	53	50	48	NA	48	49	48
Chromium-Hexavalent	mg/L	NA	NA	NA	NA	NA	NA	NA	NA	NA
Chromium-Total	mg/L	NA	NA	**0.0039**	NA	NA	NA	NA	NA	NA
Cobalt	mg/L	NA	NA	0.0001	NA	NA	NA	NA	NA	NA
Copper	mg/L	NA	NA	**0.00092**	NA	NA	NA	NA	NA	NA
Iron	mg/L	NA	NA	0.010	NA	NA	NA	NA	NA	NA
Lead	mg/L	NA	NA	0.0001	NA	NA	NA	NA	NA	NA
Magnesium	mg/L	8	8	8	7	8	NA	7	7	7
Manganese	mg/L	NA	NA	0.00009	NA	NA	NA	NA	NA	NA
Mercury	mg/L	NA	NA	0.0004	NA	NA	NA	NA	NA	NA
Molybdenum	mg/L	NA	NA	NA	NA	NA	NA	NA	NA	NA
Nickel	mg/L	NA	NA	0.0007	NA	NA	NA	NA	NA	NA
Phosphorus	mg/L	NA	NA	**0.02**	NA	NA	NA	NA	NA	NA
Potassium	mg/L	NA	NA	3	NA	NA	NA	NA	NA	NA
Selenium	mg/L	NA	NA	0.0009	NA	NA	NA	NA	NA	NA
Silver	mg/L	NA	NA	**0.00011**	NA	NA	NA	NA	NA	NA
Sodium	mg/L	10	11	9	9	9	NA	9	9	9
Thallium	mg/L	NA	NA	0.00006	NA	NA	NA	NA	NA	NA
Tin	mg/L	NA	NA	**0.00029**	NA	NA	NA	NA	NA	NA
Vanadium	mg/L	NA	NA	**0.0028**	NA	NA	NA	NA	NA	NA
Zinc	mg/L	NA	NA	**0.0064**	NA	NA	NA	NA	NA	NA
VOLATILE ORGANIC COMPOUNDS										
1,1-Dichloroethane	µg/L	0.39	0.35	0.35	0.35	0.35	NA	0.35	0.35	0.35
1,4-Dichlorobenzene	µg/L	0.44	0.29	0.29	0.29	0.29	NA	0.29	0.29	**0.45**
Benzene	µg/L	0.24	0.18	0.18	0.18	0.18	NA	0.18	0.18	0.18
Bromoform	µg/L	0.31	0.30	0.30	0.30	0.30	0.30	0.30	0.13	0.13
Carbon Disulfide	µg/L	0.44	0.26	0.26	0.26	0.26	NA	0.26	0.7[(5)]	0.26
Chloroform	µg/L	0.30	0.28	0.28	0.28	0.28	NA	0.28	0.28	0.28
Chloromethane	µg/L	0.45	0.30	0.30	0.30	0.30	NA	0.30	0.30	0.30
Dibromochloromethane	µg/L	0.33	0.24	0.24	0.24	0.24	NA	0.24	0.24	0.24
Dichlorodifluoromethane	µg/L	1.9	3.2	1.2	0.22	0.22	NA	0.22	**0.3**	0.22
Methylene Chloride	µg/L	0.42	0.27	0.27	0.27	0.27	NA	0.27	0.27	0.27
p+m-Xylenes	µg/L	0.39	0.30	0.30	0.30	0.30	NA	0.30	0.30	0.30
Tetrachloroethene	µg/L	1.1	0.9	1.1	0.086	**0.35**	NA	0.086	**0.37**	**0.49**
Toluene	µg/L	0.24	0.22	0.22	0.22	0.22	NA	0.22	0.22	0.22
Trichloroethene	µg/L	0.35	0.27	0.27	0.27	0.27	NA	0.27	0.27	0.27
Trichlorofluoromethane	µg/L	**0.75**	**0.33**	**0.41**	0.23	0.23	NA	0.23	0.23	0.23
SEMI-VOLATILE ORGANIC COMPOUNDS										
bis(2-Ethylhexyl) Phthalate	µg/L	NA	NA	19[(5)]	NA	NA	NA	NA	NA	NA
Di-n-Butylphthalate	µg/L	NA	NA	1.2	NA	NA	NA	NA	NA	NA
Dimethylphthalate	µg/L	NA	NA	**2.6[(5)]**	NA	NA	NA	NA	NA	NA
HERBICIDES, PESTICIDES & PCBs: ND										

[EA] (Extended analysis) - Appendix I and Appendix II constituents analyzed. Other monitoring periods analyzed for routine monitoring parameters. Only detected compounds included above.

TABLE 5-9 (CONT'D)
MID-VALLEY SANITARY LANDFILL
HISTORICAL SUMMARY - MONITORING WELL F-7

ANALYTE	UNITS	Apr 2002	Jul 2002	Oct 2002	Jan 2003	Apr 2003	Jul 2003	Oct 2003	Jan 2004	Apr 2004	Jul 2004
FIELD PARAMETERS											
Dissolved Oxygen (DO)	mg/L	11.0	9.0	9.8	10.1	5.2	5.5	6.7	4.7	6.7	7.2
Oxidation-Reduction Potential	mV	NA	NA	NA	NA	NA	NA	NA	NA	NA	NA
pH	units	7.6	7.3	7.3	7.2	7.4	7.2	7.3	7.1	7.2	7.0
Specific Conductance	µmhos/cm	370	350	320	300	450	390	380	420	420	370
Temperature	C°	20.4	21.7	20.1	21.1	20	21.3	21.4	21	22	21.5
Turbidity	NTU	0	0	0	0	0	0	0	0	0	18
GENERAL CHEMISTRY											
Alkalinity, Total	mg/L	NA	NA	NA	NA	NA	NA	NA	NA	NA	NA
Anions	meq/L	NA	NA	NA	NA	NA	NA	NA	NA	NA	NA
Bicarbonate Alkalinity	mg/L	NA	NA	NA	NA	NA	NA	NA	NA	NA	NA
Carbonate Alkalinity	mg/L	NA	NA	NA	NA	NA	NA	NA	NA	NA	NA
Cations	meq/L	NA	NA	NA	NA	NA	NA	NA	NA	NA	NA
Chemical Oxygen Demand (COD)	mg/L	NA	NA	NA	NA	NA	NA	NA	NA	NA	NA
Chloride	mg/L	2.4	2.2	2.2	2.6	2.2	2.4	2.3	2.7	2.7	3.2
Cyanide	mg/L	NA	NA	NA	NA	NA	NA	NA	NA	NA	NA
Electrical Conductivity	umhos/cm	NA	NA	NA	NA	NA	NA	NA	NA	NA	NA
Fluoride	mg/L	NA	NA	NA	NA	NA	NA	NA	NA	NA	NA
Hardness	mg/L	NA	NA	NA	NA	NA	NA	NA	NA	NA	NA
Hydroxide Alkalinity	mg/L	NA	NA	NA	NA	NA	NA	NA	NA	NA	NA
Nitrate (as N)	mg/L	1.1	1.3	1.3	1.4	1.3	1.47	1.57	1.66	1.75	1.83
ortho-Phosphate Phosphorus	mg/L	NA	NA	NA	NA	NA	NA	NA	NA	NA	NA
Perchlorate	mg/L	0.0022	0.0002	0.00040	0.00040	0.00028	0.00030	0.00030	0.00030	0.00011	0.00011
Phenols, Total	mg/L	NA	NA	NA	NA	NA	NA	NA	NA	NA	NA
Sulfate	mg/L	17	18	18	19	18	18	18	19	19	19
Sulfide	mg/L	NA	NA	NA	NA	NA	NA	NA	NA	NA	NA
Total Dissolved Solids (TDS)	mg/L	220	130	210	230	210	206	200	222	199	232
Total Organic Carbon (TOC)	mg/L	NA	NA	NA	NA	NA	NA	NA	NA	NA	NA
Total Organic Halides (TOX)	mg/L	NA	NA	NA	NA	NA	NA	NA	NA	NA	NA
METALS											
Aluminum	mg/L	NA	NA	NA	NA	NA	NA	NA	NA	NA	NA
Antimony	mg/L	NA	NA	NA	NA	NA	NA	NA	NA	NA	NA
Arsenic	mg/L	NA	NA	NA	NA	NA	NA	NA	NA	NA	NA
Barium	mg/L	NA	NA	NA	NA	NA	NA	NA	NA	NA	NA
Beryllium	mg/L	NA	NA	NA	NA	NA	NA	NA	NA	NA	NA
Boron	mg/L	NA	NA	NA	NA	NA	NA	NA	NA	NA	NA
Cadmium	mg/L	NA	NA	NA	NA	NA	NA	NA	NA	NA	NA
Calcium	mg/L	49	50	49	47	47	48	49	49	48	48
Chromium-Hexavalent	mg/L	NA	NA	NA	NA	NA	NA	NA	NA	NA	NA
Chromium-Total	mg/L	NA	NA	NA	NA	NA	NA	NA	NA	NA	NA
Cobalt	mg/L	NA	NA	NA	NA	NA	NA	NA	NA	NA	NA
Copper	mg/L	NA	NA	NA	NA	NA	NA	NA	NA	NA	NA
Iron	mg/L	NA	NA	NA	NA	NA	NA	NA	NA	NA	NA
Lead	mg/L	NA	NA	NA	NA	NA	NA	NA	NA	NA	NA
Magnesium	mg/L	7.2	7.1	7.1	7.2	7.4	7.3	7.2	7.3	7.4	7.5
Manganese	mg/L	NA	NA	NA	NA	NA	NA	NA	NA	NA	NA
Mercury	mg/L	NA	NA	NA	NA	NA	NA	NA	NA	NA	NA
Molybdenum	mg/L	NA	NA	NA	NA	NA	NA	NA	NA	NA	NA
Nickel	mg/L	NA	NA	NA	NA	NA	NA	NA	NA	NA	NA
Phosphorus	mg/L	NA	NA	NA	NA	NA	NA	NA	NA	NA	NA
Potassium	mg/L	NA	NA	NA	NA	NA	NA	NA	NA	NA	NA
Selenium	mg/L	NA	NA	NA	NA	NA	NA	NA	NA	NA	NA
Silver	mg/L	NA	NA	NA	NA	NA	NA	NA	NA	NA	NA
Sodium	mg/L	8.7	8.0	8.5	8.4	8.7	9	8	8.7	8.8	8.8
Thallium	mg/L	NA	NA	NA	NA	NA	NA	NA	NA	NA	NA
Tin	mg/L	NA	NA	NA	NA	NA	NA	NA	NA	NA	NA
Vanadium	mg/L	NA	NA	NA	NA	NA	NA	NA	NA	NA	NA
Zinc	mg/L	NA	NA	NA	NA	NA	NA	NA	NA	NA	NA
VOLATILE ORGANIC COMPOUNDS											
1,1-Dichloroethane	µg/L	0.20	0.20	0.098	0.098	0.098	0.099	0.061	0.077	0.094	0.094
1,4-Dichlorobenzene	µg/L	0.20	0.20	0.072	0.072	0.072	0.062	0.069	0.080	0.072	0.072
Benzene	µg/L	0.28	0.28	0.14	0.14	0.14	0.092	0.035	0.039	0.060	0.060
Bromoform	µg/L	0.13	0.13	0.13	0.13	0.13	0.13	0.13	0.33	0.13	0.33
Carbon Disulfide	µg/L	0.36	0.36	0.36	0.36	0.36	0.89	0.28	0.15	0.23	0.23
Chloroform	µg/L	0.36	0.36	0.17	0.17	0.17	0.049	0.048	0.042	0.19	0.19
Chloromethane	µg/L	0.26	0.26	0.36	0.36	0.36	0.11	0.056	0.044	0.040	0.040
Dibromochloromethane	µg/L	0.28	0.28	0.37	0.37	0.37	0.098	0.12	0.13	0.12	0.12
Dichlorodifluoromethane	µg/L	0.36	0.36	0.18	0.18	0.18	0.20	0.042	**0.17**	**0.43**	0.92
Methylene Chloride	µg/L	0.52	0.52	0.15	0.15	0.15	0.057	0.12	0.13	0.17	0.17
p+m-Xylenes	µg/L	0.39	0.39	0.36	0.36	0.36	0.23	0.088	0.11	0.099	0.099
Tetrachloroethene	µg/L	0.51	**0.36**	**0.48**	**0.41**	**0.38**	**0.22**	**0.29**	**0.42**	**0.46**	**0.35**
Toluene	µg/L	0.27	0.27	0.22	0.22	0.22	0.085	0.042	0.048	0.063	0.063
Trichloroethene	µg/L	0.25	0.25	0.50	0.50	0.71	0.15	0.092	0.066	**0.090**	0.070
Trichlorofluoromethane	µg/L	0.54	0.54	0.16	0.16	0.16	0.18	0.050	0.061	0.060	**0.16**
SEMI-VOLATILE ORGANIC COMPOUNDS											
bis(2-Ethylhexyl) Phthalate	µg/L	NA	NA	NA	NA	NA	NA	NA	NA	NA	NA
Di-n-Butylphthalate	µg/L	NA	NA	NA	NA	NA	NA	NA	NA	NA	NA
Dimethylphthalate	µg/L	NA	NA	NA	NA	NA	NA	NA	NA	NA	NA
HERBICIDES, PESTICIDES & PCBs: ND											

[EA] (Extended analysis) - Appendix I and Appendix II constituents analyzed. Other monitoring periods analyzed for routine monitoring parameters. Only detected compounds included above.

TABLE 5-9 (CONT'D)
MID-VALLEY SANITARY LANDFILL
HISTORICAL SUMMARY - MONITORING WELL F-7

ANALYTE	UNITS	Oct 2004	Jan 2005	Apr[EA] 2005	Jul 2005	Oct 2005	Jan 2006	Apr 2006	Jul 2006	Oct 2006	Jan 2007
FIELD PARAMETERS											
Dissolved Oxygen (DO)	mg/L	7.0	7.1	6.6	7.7	8.3	8.8	8.8	7.7	6.7	7.2
Oxidation-Reduction Potential	mV	NA	NA	NA	NA	NA	NA	NA	NA	NA	NA
pH	units	7.0	7.0	7.2	7.7	7.5	7.2	7.2	7.3	7.3	7.4
Specific Conductance	µmhos/cm	380	390	330	290	320	320	330	380	390	270
Temperature	C°	23.1	19.2	20.1	22	20	21	21.4	20.6	21.3	21
Turbidity	NTU	42	33	0	0	0	NA	0	0	0	0
GENERAL CHEMISTRY											
Alkalinity, Total	mg/L	NA	NA	140	NA	NA	NA	NA	NA	NA	NA
Anions	meq/L	NA	NA	3.5	NA	NA	NA	NA	NA	NA	NA
Bicarbonate Alkalinity	mg/L	NA	NA	140	NA	NA	NA	NA	NA	NA	NA
Carbonate Alkalinity	mg/L	NA	NA	2.5	NA	NA	NA	NA	NA	NA	NA
Cations	meq/L	NA	NA	3.5	NA	NA	NA	NA	NA	NA	NA
Chemical Oxygen Demand (COD)	mg/L	NA	NA	33	NA	NA	NA	NA	NA	NA	NA
Chloride	mg/L	2.9	2.8	3.2	3.0	2.8	3.0	10	7.3	8.3	6.9
Cyanide	mg/L	NA	NA	0.0063	NA	NA	NA	NA	NA	NA	NA
Electrical Conductivity	umhos/cm	NA	NA	NA	NA	NA	NA	NA	NA	NA	NA
Fluoride	mg/L	NA	NA	0.36	NA	NA	NA	NA	NA	NA	NA
Hardness	mg/L	NA	NA	160	NA	NA	NA	NA	NA	NA	NA
Hydroxide Alkalinity	mg/L	NA	NA	2.5	NA	NA	NA	NA	NA	NA	NA
Nitrate (as N)	mg/L	1.95	1.89	2.0	1.9	1.9	2.0	5.2	5.6	5.0	4.8
ortho-Phosphate Phosphorus	mg/L	NA	NA	0.073	NA	NA	NA	NA	NA	NA	NA
Perchlorate	mg/L	0.00011	0.00011	0.00011	0.00011	0.00011	0.00046	0.00046	0.00046	0.00046	0.00046
Phenols, Total	mg/L	NA	NA	0.032	NA	NA	NA	NA	NA	NA	NA
Sulfate	mg/L	20	19	21	21	21	21	10	15	18	18
Sulfide	mg/L	NA	NA	0.050	NA	NA	NA	NA	NA	NA	NA
Total Dissolved Solids (TDS)	mg/L	221	214	220	200	190	190	380	330	280	250
Total Organic Carbon (TOC)	mg/L	NA	NA	0.50	NA	NA	NA	NA	NA	NA	NA
Total Organic Halides (TOX)	mg/L	NA	NA	0.020	NA	NA	NA	NA	NA	NA	NA
METALS											
Aluminum	mg/L	NA	NA	NA	NA	NA	NA	NA	NA	NA	NA
Antimony	mg/L	NA	NA	0.00038	NA	NA	NA	NA	NA	NA	NA
Arsenic	mg/L	NA	NA	**0.0012**	NA	NA	NA	NA	NA	NA	NA
Barium	mg/L	NA	NA	0.022	NA	NA	NA	NA	NA	NA	NA
Beryllium	mg/L	NA	NA	0.0015	NA	NA	NA	NA	NA	NA	NA
Boron	mg/L	NA	NA	**0.037**	NA	NA	NA	NA	NA	NA	NA
Cadmium	mg/L	NA	NA	0.0018	NA	NA	NA	NA	NA	NA	NA
Calcium	mg/L	52	54	51	49	47	46	91	81	73	76
Chromium-Hexavalent	mg/L	NA	NA	NA	NA	NA	NA	NA	NA	NA	NA
Chromium-Total	mg/L	NA	NA	**0.0036**	NA	NA	NA	NA	NA	NA	NA
Cobalt	mg/L	NA	NA	0.0062	NA	NA	NA	NA	NA	NA	NA
Copper	mg/L	NA	NA	0.0018	NA	NA	NA	NA	NA	NA	NA
Iron	mg/L	NA	NA	0.400	NA	NA	NA	NA	NA	NA	NA
Lead	mg/L	NA	NA	**0.00035**	NA	NA	NA	NA	NA	NA	NA
Magnesium	mg/L	7.7	7.7	7.4	7.0	7.2	6.7	16	12	11	11
Manganese	mg/L	NA	NA	0.011	NA	NA	NA	NA	NA	NA	NA
Mercury	mg/L	NA	NA	0.000048	NA	NA	NA	NA	NA	NA	NA
Molybdenum	mg/L	NA	NA	NA	NA	NA	NA	NA	NA	NA	NA
Nickel	mg/L	NA	NA	0.0024	NA	NA	NA	NA	NA	NA	NA
Phosphorus	mg/L	NA	NA	0.060	NA	NA	NA	NA	NA	NA	NA
Potassium	mg/L	NA	NA	2.2	NA	NA	NA	NA	NA	NA	NA
Selenium	mg/L	NA	NA	0.00028	NA	NA	NA	NA	NA	NA	NA
Silver	mg/L	NA	NA	0.0020	NA	NA	NA	NA	NA	NA	NA
Sodium	mg/L	9.6	9.5	7.8	9.9	9.0	8.9	15	13	11	12
Thallium	mg/L	NA	NA	0.013	NA	NA	NA	NA	NA	NA	NA
Tin	mg/L	NA	NA	0.00026	NA	NA	NA	NA	NA	NA	NA
Vanadium	mg/L	NA	NA	**0.0027**	NA	NA	NA	NA	NA	NA	NA
Zinc	mg/L	NA	NA	**0.012**	NA	NA	NA	NA	NA	NA	NA
VOLATILE ORGANIC COMPOUNDS											
1,1-Dichloroethane	µg/L	0.094	0.060	0.17	0.17	0.17	0.17	0.17	**0.17**	0.10	0.17
1,4-Dichlorobenzene	µg/L	0.072	0.051	0.14	0.14	0.14	0.14	0.14	0.14	0.099	0.14
Benzene	µg/L	0.060	0.057	0.13	0.13	0.13	0.13	0.13	0.13	0.14	0.13
Bromoform	µg/L	0.13	0.33	0.33	0.33	0.33	0.33	0.33	0.33	0.22	0.33
Carbon Disulfide	µg/L	0.23	0.20	0.38	0.38	0.38	0.38	0.38	0.38	0.44	0.38
Chloroform	µg/L	0.19	0.050	0.11	0.11	0.11	0.11	0.11	0.11	0.076	0.11
Chloromethane	µg/L	0.040	0.098	0.17	0.17	0.17	0.17	0.17	0.17	0.14	0.17
Dibromochloromethane	µg/L	0.12	0.14	0.14	0.14	0.14	0.14	0.14	**0.21**[(5)]	0.12	0.14
Dichlorodifluoromethane	µg/L	1.2	1.7	**0.31**	0.20	0.20	1.2	3.8	4.6	3.1	2.7
Methylene Chloride	µg/L	0.17	0.067	0.44	0.44	0.44	0.44	0.44	0.44	0.16	0.44
p+m-Xylenes	µg/L	0.099	0.076	NA	0.26	0.26	0.26	0.26	0.26	0.23	0.26
Tetrachloroethene	µg/L	0.68	0.64	**0.34**	**0.36**	**0.41**	2.8	6.1	7.0	6.2	5.9
Toluene	µg/L	0.063	0.083	0.15	0.15	0.15	0.15	0.15	0.15	0.12	0.15
Trichloroethene	µg/L	0.070	0.075	0.18	0.18	0.18	0.18	0.18	0.18	0.18	0.18
Trichlorofluoromethane	µg/L	**0.25**	**0.30**	0.20	0.20	0.20	0.69	2.1	2.1	1.2	1.1
SEMI-VOLATILE ORGANIC COMPOUNDS											
bis(2-Ethylhexyl) Phthalate	µg/L	NA	NA	5.3[(5)]	NA	NA	NA	NA	NA	NA	NA
Di-n-Butylphthalate	µg/L	NA	NA	0.31	NA	NA	NA	NA	NA	NA	NA
Dimethylphthalate	µg/L	NA	NA	0.24	NA	NA	NA	NA	NA	NA	NA
HERBICIDES, PESTICIDES & PCBs: ND											

[EA] (Extended analysis) - Appendix I and Appendix II constituents analyzed. Other monitoring periods analyzed for routine monitoring parameters. Only detected compounds included above.

TABLE 5-9 (CONT'D)
MID-VALLEY SANITARY LANDFILL
HISTORICAL SUMMARY - MONITORING WELL F-7

ANALYTE	UNITS	Apr 2007	Jul 2007	Oct 2007	Jan 2008	Apr 2008	Jul 2008	Oct 2008	Jan 2009	Apr 2009	Jul 2009
FIELD PARAMETERS											
Dissolved Oxygen (DO)	mg/L	6.1	6.9	9.3	6.5	6.7	6.5	4.5	5.9	6.6	10.3
Oxidation-Reduction Potential	mV	NA	NA	NA	NA	NA	NA	NA	NA	NA	NA
pH	units	6.5	6.4	7.6	7.7	7.21	7.49	7.3	7.21	7.37	7.15
Specific Conductance	µmhos/cm	150	420	210	310	428	437	389	421	411	374
Temperature	C°	22.8	19.9	20	21.2	21.1	22.2	21.3	21.8	23.2	20.6
Turbidity	NTU	22.6	0	0	0	0.7	3.9	7.7	108.0	14.1	33
GENERAL CHEMISTRY											
Alkalinity, Total	mg/L	NA	NA	NA	NA	NA	NA	NA	NA	NA	NA
Anions	meq/L	NA	NA	NA	NA	NA	NA	NA	NA	NA	NA
Bicarbonate Alkalinity	mg/L	NA	NA	NA	NA	NA	NA	NA	NA	NA	NA
Carbonate Alkalinity	mg/L	NA	NA	NA	NA	NA	NA	NA	NA	NA	NA
Cations	meq/L	NA	NA	NA	NA	NA	NA	NA	NA	NA	NA
Chemical Oxygen Demand (COD)	mg/L	NA	NA	NA	NA	NA	NA	NA	NA	NA	NA
Chloride	mg/L	6.5	5.1	4.8	5.2	5.0	5.3	5.6	4.9	4.7	3.9
Cyanide	mg/L	NA	NA	NA	NA	NA	NA	NA	NA	NA	NA
Electrical Conductivity	umhos/cm	NA	NA	NA	NA	NA	NA	NA	NA	NA	NA
Fluoride	mg/L	NA	NA	NA	NA	NA	NA	NA	NA	NA	NA
Hardness	mg/L	NA	NA	NA	NA	NA	NA	NA	NA	NA	NA
Hydroxide Alkalinity	mg/L	NA	NA	NA	NA	NA	NA	NA	NA	NA	NA
Nitrate (as N)	mg/L	5.8	5.2	5.3	4.9	4.7	4.6	4.7	4.5[e]	4.5	4.2
ortho-Phosphate Phosphorus	mg/L	NA	NA	NA	NA	NA	NA	NA	NA	NA	NA
Perchlorate	mg/L	0.00046	0.00046	0.00046	0.00030	0.00030	0.00030	0.00030	0.002	0.00035	0.00035
Phenols, Total	mg/L	NA	NA	NA	NA	NA	NA	NA	NA	NA	NA
Sulfate	mg/L	22	22	22	21	19	18	20	19	20	19
Sulfide	mg/L	NA	NA	NA	NA	NA	NA	NA	NA	NA	NA
Total Dissolved Solids (TDS)	mg/L	280	250	300	280	280	270	270	260	270	250
Total Organic Carbon (TOC)	mg/L	NA	NA	NA	NA	NA	NA	NA	NA	NA	NA
Total Organic Halides (TOX)	mg/L	NA	NA	NA	NA	NA	NA	NA	NA	NA	NA
METALS											
Aluminum	mg/L	NA	NA	NA	NA	NA	NA	NA	NA	NA	NA
Antimony	mg/L	NA	NA	NA	NA	NA	NA	NA	NA	NA	NA
Arsenic	mg/L	NA	NA	NA	NA	NA	NA	NA	NA	NA	NA
Barium	mg/L	NA	NA	NA	NA	NA	NA	NA	NA	NA	NA
Beryllium	mg/L	NA	NA	NA	NA	NA	NA	NA	NA	NA	NA
Boron	mg/L	NA	NA	NA	NA	NA	NA	NA	NA	NA	NA
Cadmium	mg/L	NA	NA	NA	NA	NA	NA	NA	NA	NA	NA
Calcium	mg/L	72	67	71	67	69	63	58	61	59	57
Chromium-Hexavalent	mg/L	NA	NA	NA	NA	NA	NA	NA	NA	NA	NA
Chromium-Total	mg/L	NA	NA	NA	NA	NA	NA	NA	NA	NA	NA
Cobalt	mg/L	NA	NA	NA	NA	NA	NA	NA	NA	NA	NA
Copper	mg/L	NA	NA	NA	NA	NA	NA	NA	NA	NA	NA
Iron	mg/L	NA	NA	NA	NA	NA	NA	NA	NA	NA	NA
Lead	mg/L	NA	NA	NA	NA	NA	NA	NA	NA	NA	NA
Magnesium	mg/L	10	10	10	9.5	11	10	9.2	9.4	9.1	8.8
Manganese	mg/L	NA	NA	NA	NA	NA	NA	NA	NA	NA	NA
Mercury	mg/L	NA	NA	NA	NA	NA	NA	NA	NA	NA	NA
Molybdenum	mg/L	NA	NA	NA	NA	NA	NA	NA	NA	NA	NA
Nickel	mg/L	NA	NA	NA	NA	NA	NA	NA	NA	NA	NA
Phosphorus	mg/L	NA	NA	NA	NA	NA	NA	NA	NA	NA	NA
Potassium	mg/L	NA	NA	NA	NA	NA	NA	NA	NA	NA	NA
Selenium	mg/L	NA	NA	NA	NA	NA	NA	NA	NA	NA	NA
Silver	mg/L	NA	NA	NA	NA	NA	NA	NA	NA	NA	NA
Sodium	mg/L	11	11	12	10	11	9.9	9.1	9.7	9.5	10
Thallium	mg/L	NA	NA	NA	NA	NA	NA	NA	NA	NA	NA
Tin	mg/L	NA	NA	NA	NA	NA	NA	NA	NA	NA	NA
Vanadium	mg/L	NA	NA	NA	NA	NA	NA	NA	NA	NA	NA
Zinc	mg/L	NA	NA	NA	NA	NA	NA	NA	NA	NA	NA
VOLATILE ORGANIC COMPOUNDS											
1,1-Dichloroethane	µg/L	0.11	0.11	0.11	0.13	0.25	0.13	0.13	0.13	0.13	0.13
1,4-Dichlorobenzene	µg/L	0.089	0.12	0.12	0.17	0.48	0.16	0.16	0.16	0.16	0.16
Benzene	µg/L	0.14	0.12	0.12	0.18	0.32	0.18	0.18	0.18	0.18	0.18
Bromoform	µg/L	0.22	0.22	0.22	0.24	0.31	0.24	0.24	0.24	0.24	0.24
Carbon Disulfide	µg/L	0.24	0.24	0.24	0.40	0.40	0.40	0.40	0.40	0.40	0.40
Chloroform	µg/L	0.098	0.098	0.098	0.23	0.24	0.23	0.23	0.23	0.23	0.23
Chloromethane	µg/L	0.072	0.14	0.14	0.20	0.35	0.20	0.20	0.20	0.20	0.20
Dibromochloromethane	µg/L	0.12	0.12	0.12	0.23	0.23	0.23	0.23	0.23	0.23	0.23
Dichlorodifluoromethane	µg/L	2.1	2.4	2.0	2.7	1.8	1.6	1.3	1.1	0.89	**0.39**
Methylene Chloride	µg/L	0.16	0.16	0.16	0.27	0.27	0.27	0.27	0.27	0.27	0.27
p+m-Xylenes	µg/L	0.23	0.21	0.21	0.42	0.46	0.42	0.42	0.42	0.42	0.42
Tetrachloroethene	µg/L	5.9	4.6	3.8	5.0	3.6	3.2	3.0	3.3	2.5	0.72
Toluene	µg/L	0.12	0.12	0.12	0.14	0.24	0.12	0.12	0.12	0.12	0.12
Trichloroethene	µg/L	0.13	0.13	0.13	0.20	0.19	0.16	0.16	0.16	0.16	0.16
Trichlorofluoromethane	µg/L	0.67	0.72	0.14	0.86	0.64	0.62	0.52	**0.45**	**0.36**	**0.28**
SEMI-VOLATILE ORGANIC COMPOUNDS											
bis(2-Ethylhexyl) Phthalate	µg/L	NA	NA	NA	NA	NA	NA	NA	NA	NA	NA
Di-n-Butylphthalate	µg/L	NA	NA	NA	NA	NA	NA	NA	NA	NA	NA
Dimethylphthalate	µg/L	NA	NA	NA	NA	NA	NA	NA	NA	NA	NA
HERBICIDES, PESTICIDES & PCBs: ND											

[EA] (Extended analysis) - Appendix I and Appendix II constituents analyzed. Other monitoring periods analyzed for routine monitoring parameters. Only detected compounds included above.

TABLE 5-9 (CONT'D)
MID-VALLEY SANITARY LANDFILL
HISTORICAL SUMMARY - MONITORING WELL F-7

ANALYTE	UNITS	Oct 2009	Jan 2010	Apr 2010	Jul 2010	Oct[EA] 2010	Jan 2011	Apr 2011	Jul 2011	Oct 2011	Jan 2012
FIELD PARAMETERS											
Dissolved Oxygen (DO)	mg/L	9.6	5.8	9.9	7.6	6.0	6.0	7.6	5.6	5.8	5.7
Oxidation-Reduction Potential	mV	NA	NA	NA	169	168	73	183	338	158	149
pH	units	7.28	7.22	7.24	7.12	7.26	7.42	7.26	7.16	7.26	7.13
Specific Conductance	µmhos/cm	399	380	405	378	381	380	373	377	382	385
Temperature	C°	21.38	22.68	20.90	22.47	21.16	20.47	20.96	22.99	21.22	20.70
Turbidity	NTU	33	0	1	1	1.3	0.9	0.7	0.0	0.8	0.0
GENERAL CHEMISTRY											
Alkalinity, Total	mg/L	NA	NA	NA	NA	150	NA	NA	NA	NA	NA
Anions	meq/L	NA	NA	NA	NA	3.7	NA	NA	NA	NA	NA
Bicarbonate Alkalinity	mg/L	NA	NA	NA	NA	150	NA	NA	NA	NA	NA
Carbonate Alkalinity	mg/L	NA	NA	NA	NA	NA	NA	NA	NA	NA	NA
Cations	meq/L	NA	NA	NA	NA	4.1	NA	NA	NA	NA	NA
Chemical Oxygen Demand (COD)	mg/L	NA	NA	NA	NA	**10**	NA	NA	NA	NA	NA
Chloride	mg/L	3.6	3.6	3.4	3.3	3.5	3.5	3.4	3.3	3.5	3.8
Cyanide	mg/L	NA	NA	NA	NA	0.0016	NA	NA	NA	NA	NA
Electrical Conductivity	umhos/cm	NA	NA	NA	NA	352	NA	NA	NA	NA	NA
Fluoride	mg/L	NA	NA	NA	NA	0.35	NA	NA	NA	NA	NA
Hardness	mg/L	NA	NA	NA	NA	180	NA	NA	NA	NA	NA
Hydroxide Alkalinity	mg/L	NA	NA	NA	NA	4.1	NA	NA	NA	NA	NA
Nitrate (as N)	mg/L	4.1	4.1	4.0	4.0	3.7	3.5	3.4	3.3	3.2	3.0
ortho-Phosphate Phosphorus	mg/L	NA	NA	NA	NA	**0.048**	NA	NA	NA	NA	NA
Perchlorate	mg/L	0.00035	0.00035	0.00035	0.00035	0.00061	0.00061	0.00061	0.00061	0.00027	0.00027
Phenols, Total	mg/L	NA	NA	NA	NA	**0.0067**[(5)]	NA	NA	NA	NA	NA
Sulfate	mg/L	19	18	18	17	19	18	18	17	18	19
Sulfide	mg/L	NA	NA	NA	NA	0.050	NA	NA	NA	NA	NA
Total Dissolved Solids (TDS)	mg/L	260	220	230	230	240	230	230	240	250	210
Total Organic Carbon (TOC)	mg/L	NA	NA	NA	NA	**0.14**[(5)]	NA	NA	NA	NA	NA
Total Organic Halides (TOX)	mg/L	NA	NA	NA	NA	0.0034	NA	NA	NA	NA	NA
METALS											
Aluminum	mg/L	NA	NA	NA	NA	0.026	NA	NA	NA	NA	NA
Antimony	mg/L	NA	NA	NA	NA	0.010	NA	NA	NA	NA	NA
Arsenic	mg/L	NA	NA	NA	NA	0.130	NA	NA	NA	NA	NA
Barium	mg/L	NA	NA	NA	NA	0.025	NA	NA	NA	NA	NA
Beryllium	mg/L	NA	NA	NA	NA	0.0010	NA	NA	NA	NA	NA
Boron	mg/L	NA	NA	NA	NA	**0.012**[(5)]	NA	NA	NA	NA	NA
Cadmium	mg/L	NA	NA	NA	NA	0.0010	NA	NA	NA	NA	NA
Calcium	mg/L	58	58	56	54	57	53	54	55	56	57
Chromium-Hexavalent	mg/L	NA	NA	NA	NA	NA	NA	NA	NA	NA	NA
Chromium-Total	mg/L	NA	NA	NA	NA	0.0010	NA	NA	NA	NA	NA
Cobalt	mg/L	NA	NA	NA	NA	0.0050	NA	NA	NA	NA	NA
Copper	mg/L	NA	NA	NA	NA	0.0023	NA	NA	NA	NA	NA
Iron	mg/L	NA	NA	NA	NA	0.0050	NA	NA	NA	NA	NA
Lead	mg/L	NA	NA	NA	NA	0.0050	NA	NA	NA	NA	NA
Magnesium	mg/L	9.1	9.3	8.6	8.6	8.7	8.6	8.4	8.5	8.5	9.4
Manganese	mg/L	NA	NA	NA	NA	0.0010	NA	NA	NA	NA	NA
Mercury	mg/L	NA	NA	NA	NA	**0.000020**	NA	NA	NA	NA	NA
Molybdenum	mg/L	NA	NA	NA	NA	NA	NA	NA	NA	NA	NA
Nickel	mg/L	NA	NA	NA	NA	0.0012	NA	NA	NA	NA	NA
Phosphorus	mg/L	NA	NA	NA	NA	**0.023**	NA	NA	NA	NA	NA
Potassium	mg/L	NA	NA	NA	NA	2.8	NA	NA	NA	NA	NA
Selenium	mg/L	NA	NA	NA	NA	0.011	NA	NA	NA	NA	NA
Silver	mg/L	NA	NA	NA	NA	0.0011	NA	NA	NA	NA	NA
Sodium	mg/L	10	11	9.9	9.9	10	9.9	9.8	9.9	9.3	10
Thallium	mg/L	NA	NA	NA	NA	0.015	NA	NA	NA	NA	NA
Tin	mg/L	NA	NA	NA	NA	0.0050	NA	NA	NA	NA	NA
Vanadium	mg/L	NA	NA	NA	NA	**0.0021**	NA	NA	NA	NA	NA
Zinc	mg/L	NA	NA	NA	NA	0.0059	NA	NA	NA	NA	NA
VOLATILE ORGANIC COMPOUNDS											
1,1-Dichloroethane	µg/L	0.13	0.081	0.081	0.11	0.11	0.11	0.11	0.11	0.11	0.11
1,4-Dichlorobenzene	µg/L	0.16	0.083	0.083	0.062	0.062	0.062	0.062	0.062	0.062	0.062
Benzene	µg/L	0.18	0.086	0.086	0.083	0.083	0.083	0.083	0.083	0.083	0.083
Bromoform	µg/L	0.66[(5)]	0.23	0.23	0.27	0.27	0.27	0.27	0.27	0.27	0.27
Carbon Disulfide	µg/L	0.40	0.35	0.35	0.38	0.38	0.38	0.38	0.38	0.38	0.38
Chloroform	µg/L	0.23	0.072	0.072	0.12	0.12	0.12	0.12	0.12	0.12	0.12
Chloromethane	µg/L	0.59[(5)]	0.11	0.11	0.14	0.14	0.14	0.14	0.14	0.14	0.14
Dibromochloromethane	µg/L	**0.23**[(5)]	0.077	0.077	0.13	0.13	0.13	0.13	0.13	0.13	0.13
Dichlorodifluoromethane	µg/L	**0.30**	**0.40**	**0.42**	**0.38**	**0.39**	0.099	**0.35**	**0.37**	**0.49**	0.70
Methylene Chloride	µg/L	0.28	0.28	0.50	0.48	0.48	0.48	0.48	0.48	0.48	0.48
p+m-Xylenes	µg/L	0.42	0.18	0.18	0.28	0.28	0.28	0.28	0.28	0.28	0.28
Tetrachloroethene	µg/L	1.0	1.1	1.1	1.1	0.90	1.2	1.0	1.2	1.2	1.5
Toluene	µg/L	0.12	0.093	0.093	0.093	0.093	0.093	0.093	0.093	0.093	0.093
Trichloroethene	µg/L	0.13	0.13	0.13	0.085	0.085	0.085	0.085	0.085	0.085	0.085
Trichlorofluoromethane	µg/L	0.22	**0.25**	**0.21**	0.13	**0.29**	**0.30**	**0.27**	**0.31**	**0.35**	**0.46**
SEMI-VOLATILE ORGANIC COMPOUNDS											
bis(2-Ethylhexyl) Phthalate	µg/L	NA	NA	NA	NA	3.0	NA	NA	NA	NA	NA
Di-n-Butylphthalate	µg/L	NA	NA	NA	NA	0.39	NA	NA	NA	NA	NA
Dimethylphthalate	µg/L	NA	NA	NA	NA	0.39	NA	NA	NA	NA	NA
HERBICIDES, PESTICIDES & PCBs: ND											

[EA] (Extended analysis) - Appendix I and Appendix II constituents analyzed. Other monitoring periods analyzed for routine monitoring parameters. Only detected compounds included above.

TABLE 5-9 (CONT'D)
MID-VALLEY SANITARY LANDFILL
HISTORICAL SUMMARY - MONITORING WELL F-7

ANALYTE	UNITS	May 2012	Aug 2012	Nov 2012	Feb 2013	May 2013	Aug 2013	Nov 2013	Feb 2014	May 2014
FIELD PARAMETERS										
Dissolved Oxygen (DO)	mg/L	7.1	5.56	5.9	5.86	5.73	8.07	8.15	4.73	6.03
Oxidation-Reduction Potential	mV	217	299	215	306	280	167	390	170	234
pH	units	6.96	6.23	6.72	7.67	6.82	6.94	7.05	7.24	7.21
Specific Conductance	µmhos/cm	509	506	480	399	488	491	458	442	336
Temperature	C°	19.66	21.14	19.68	21.41	21.66	20.50	21.35	20.97	21.45
Turbidity	NTU	5.8	0.1	0.6	4.4	8.3	1.9	0.7	0.8	0.0
GENERAL CHEMISTRY										
Alkalinity, Total	mg/L	NA	NA	NA	NA	NA	NA	NA	NA	NA
Anions	meq/L	NA	NA	NA	NA	NA	NA	NA	NA	NA
Bicarbonate Alkalinity	mg/L	NA	NA	NA	NA	NA	NA	NA	NA	NA
Carbonate Alkalinity	mg/L	NA	NA	NA	NA	NA	NA	NA	NA	NA
Cations	meq/L	NA	NA	NA	NA	NA	NA	NA	NA	NA
Chemical Oxygen Demand (COD)	mg/L	NA	NA	NA	NA	NA	NA	NA	NA	NA
Chloride	mg/L	7.7	6.9	10	12	10	7.8	5.0	4.5	4.4
Cyanide	mg/L	NA	NA	NA	NA	NA	NA	NA	NA	NA
Electrical Conductivity	umhos/cm	NA	NA	NA	NA	NA	NA	NA	NA	NA
Fluoride	mg/L	NA	NA	NA	NA	NA	NA	NA	NA	NA
Hardness	mg/L	NA	NA	NA	NA	NA	NA	NA	NA	NA
Hydroxide Alkalinity	mg/L	NA	NA	NA	NA	NA	NA	NA	NA	NA
Nitrate (as N)	mg/L	4.0	4.4	4.0	3.9	3.9	3.9	3.8	3.7	3.6
ortho-Phosphate Phosphorus	mg/L	NA	NA	NA	NA	NA	NA	NA	NA	NA
Perchlorate	mg/L	0.00081	0.00081	0.00081	0.00081	0.00081	0.00081	0.00081	0.00045	0.00045
Phenols, Total	mg/L	NA	NA	NA	NA	NA	NA	NA	NA	NA
Sulfate	mg/L	19	19	19	18	18	17	17	18	19
Sulfide	mg/L	NA	NA	NA	NA	NA	NA	NA	NA	NA
Total Dissolved Solids (TDS)	mg/L	300	320	310	320	300	290	290	260	260
Total Organic Carbon (TOC)	mg/L	NA	NA	NA	NA	NA	NA	NA	NA	NA
Total Organic Halides (TOX)	mg/L	NA	NA	NA	NA	NA	NA	NA	NA	NA
METALS										
Aluminum	mg/L	NA	NA	NA	NA	NA	NA	NA	NA	NA
Antimony	mg/L	NA	NA	NA	NA	NA	NA	NA	NA	NA
Arsenic	mg/L	NA	NA	NA	NA	NA	NA	NA	NA	NA
Barium	mg/L	NA	NA	NA	NA	NA	NA	NA	NA	NA
Beryllium	mg/L	NA	NA	NA	NA	NA	NA	NA	NA	NA
Boron	mg/L	NA	NA	NA	NA	NA	NA	NA	NA	NA
Cadmium	mg/L	NA	NA	NA	NA	NA	NA	NA	NA	NA
Calcium	mg/L	78	79	74	76	75	73	68	74	63
Chromium-Hexavalent	mg/L	NA	NA	NA	NA	NA	NA	NA	NA	NA
Chromium-Total	mg/L	NA	NA	NA	NA	NA	NA	NA	NA	NA
Cobalt	mg/L	NA	NA	NA	NA	NA	NA	NA	NA	NA
Copper	mg/L	NA	NA	NA	NA	NA	NA	NA	NA	NA
Iron	mg/L	NA	NA	NA	NA	NA	NA	NA	NA	NA
Lead	mg/L	NA	NA	NA	NA	NA	NA	NA	NA	NA
Magnesium	mg/L	12	12	11	11	11	11	10	11	10
Manganese	mg/L	NA	NA	NA	NA	NA	NA	NA	NA	NA
Mercury	mg/L	NA	NA	NA	NA	NA	NA	NA	NA	NA
Molybdenum	mg/L	NA	NA	NA	NA	NA	NA	NA	NA	NA
Nickel	mg/L	NA	NA	NA	NA	NA	NA	NA	NA	NA
Phosphorus	mg/L	NA	NA	NA	NA	NA	NA	NA	NA	NA
Potassium	mg/L	NA	NA	NA	NA	NA	NA	NA	NA	NA
Selenium	mg/L	NA	NA	NA	NA	NA	NA	NA	NA	NA
Silver	mg/L	NA	NA	NA	NA	NA	NA	NA	NA	NA
Sodium	mg/L	13	12	12	12	11	11	11	12	10
Thallium	mg/L	NA	NA	NA	NA	NA	NA	NA	NA	NA
Tin	mg/L	NA	NA	NA	NA	NA	NA	NA	NA	NA
Vanadium	mg/L	NA	NA	NA	NA	NA	NA	NA	NA	NA
Zinc	mg/L	NA	NA	NA	NA	NA	NA	NA	NA	NA
VOLATILE ORGANIC COMPOUNDS										
1,1-Dichloroethane	µg/L	**0.33**	**0.21**	**0.15**	0.11	0.11	0.11	0.11	0.11	0.11
1,4-Dichlorobenzene	µg/L	0.062	0.062	0.062	0.062	0.062	0.062	0.062	0.062	0.062
Benzene	µg/L	0.083	0.083	0.083	0.083	0.083	0.083	0.083	0.083	0.083
Bromoform	µg/L	0.27	0.27	0.27	0.27	0.27	0.27	0.27	0.27	0.27
Carbon Disulfide	µg/L	0.38	0.38	0.38	0.38	0.38	0.38	0.38	0.38	0.38
Chloroform	µg/L	0.12	0.12	0.12	0.12	0.12	0.12	0.12	0.12	0.12
Chloromethane	µg/L	0.14	0.14	0.14	0.14	0.14	0.14	0.14	0.14	0.14
Dibromochloromethane	µg/L	0.13	0.13	0.13	0.13	0.13	0.13	0.13	0.13	0.13
Dichlorodifluoromethane	µg/L	2.6	2.8	2.6	2.3	1.5	1.5	1.1	0.53	0.52
Methylene Chloride	µg/L	0.48	0.48	0.48	0.48	0.48	0.48	0.48	0.48	0.48
p+m-Xylenes	µg/L	NA	0.28	0.28	0.28	0.28	0.28	0.28	0.28	0.28
Tetrachloroethene	µg/L	7.1	5.2	5.8	5.3	4.4	3.8	4.0	3.0	2.7
Toluene	µg/L	0.093	0.093	0.093	0.093	0.093	0.093	0.093	0.093	0.093
Trichloroethene	µg/L	**0.19**	**0.14**	**0.15**	0.085	**0.10**	0.085	0.085	0.085	0.085
Trichlorofluoromethane	µg/L	1.2	1.2	1.1	1.1	0.86	1.0	0.83	0.71	0.82
SEMI-VOLATILE ORGANIC COMPOUNDS										
bis(2-Ethylhexyl) Phthalate	µg/L	NA	NA	NA	NA	NA	NA	NA	NA	NA
Di-n-Butylphthalate	µg/L	NA	NA	NA	NA	NA	NA	NA	NA	NA
Dimethylphthalate	µg/L	NA	NA	NA	NA	NA	NA	NA	NA	NA
HERBICIDES, PESTICIDES & PCBs: ND										

[EA] (Extended analysis) - Appendix I and Appendix II constituents analyzed. Other monitoring periods analyzed for routine monitoring parameters. Only detected compounds included above.

TABLE 5-9 (CONT'D)
MID-VALLEY SANITARY LANDFILL
HISTORICAL SUMMARY - MONITORING WELL F-7

ANALYTE	UNITS	Aug 2014	Nov 2014	Feb 2015	May 2015	MED.	AVG.	STD. DEV.	MIN.	MAX.
FIELD PARAMETERS										
Dissolved Oxygen (DO)	mg/L	7.74	5.52	5.22	7.13	6.62	6.90	1.71	4.5	11.0
Oxidation-Reduction Potential	mV	126	174	199	207	191	213	88.3	73	390
pH	units	5.98	6.88	6.80	6.63	7.30	7.32	0.412	5.98	8.6
Specific Conductance	µmhos/cm	830	337	844	1470	380	401	163	150	1470
Temperature	C°	22.05	21.66	22.66	22.84	21.0	20.6	2.16	13	25
Turbidity	NTU	11.3	0.0	0.0	0.0	0.0	7.49	20.7	0	108.0
GENERAL CHEMISTRY										
Alkalinity, Total	mg/L	NA	NA	NA	170	140	146	16.2	130	177
Anions	meq/L	NA	NA	NA	4.1	3.57	3.67	0.347	3.28	4.30
Bicarbonate Alkalinity	mg/L	NA	NA	NA	170	168	167	14.6	140	201
Carbonate Alkalinity	mg/L	NA	NA	NA	NA	NC	NC	NC	NC	NC
Cations	meq/L	NA	NA	NA	4.1	4.10	4.90	2.67	3.36	11.9
Chemical Oxygen Demand (COD)	mg/L	NA	NA	NA	**9.1**	10.0	21.1	24.0	3.0	62
Chloride	mg/L	3.7	3.9	3.8	3.4	4.45	5.22	2.75	2	15
Cyanide	mg/L	NA	NA	NA	**0.0014**	NC	NC	NC	**0.0014**	**0.0014**
Electrical Conductivity	umhos/cm	NA	NA	NA	NA	352	352	0.0	352	352
Fluoride	mg/L	NA	NA	NA	0.28	0.300	0.304	0.0991	**0.186**	0.5
Hardness	mg/L	NA	NA	NA	180	180	190	55.8	136	377
Hydroxide Alkalinity	mg/L	NA	NA	NA	4.1	NC	NC	NC	NC	NC
Nitrate (as N)	mg/L	3.5	3.3	3.3	3.1	3.00	3.06	1.50	0.8	7.47
ortho-Phosphate Phosphorus	mg/L	NA	NA	NA	0.054[5]	0.0400	0.0596	0.0636	**0.01**	0.20
Perchlorate	mg/L	0.00045	0.00045	0.0013	0.0013	NC	NC	NC	0.00011	**0.0018**
Phenols, Total	mg/L	NA	NA	NA	**0.026**	0.0320	0.0305	0.00300	**0.026**	0.032
Sulfate	mg/L	19	19	19	19	19.5	19.9	3.24	10	30
Sulfide	mg/L	NA	NA	NA	0.050	NC	NC	NC	NC	NC
Total Dissolved Solids (TDS)	mg/L	270	270	260	260	240	250	51.0	130	460
Total Organic Carbon (TOC)	mg/L	NA	NA	NA	0.30	1.40	2.29	2.57	0.10	8
Total Organic Halides (TOX)	mg/L	NA	NA	NA	0.02	0.00750	0.0122	0.0129	0.003	0.02
METALS										
Aluminum	mg/L	NA	NA	NA	0.026	0.190	0.939	1.67	0.026	4
Antimony	mg/L	NA	NA	NA	0.0085	NC	NC	NC	0.0001	0.0016
Arsenic	mg/L	NA	NA	NA	0.0078	0.00890	0.0437	0.0688	**0.00076**	0.130
Barium	mg/L	NA	NA	NA	0.032	0.0700	0.128	0.137	**0.020**	0.387
Beryllium	mg/L	NA	NA	NA	0.0005	0.00400	0.00633	0.00798	0.0004	0.02
Boron	mg/L	NA	NA	NA	**0.025[5]**	0.200	0.166	0.114	**0.017**	0.28
Cadmium	mg/L	NA	NA	NA	0.0011	0.00110	0.00381	0.00573	0.0001	0.009
Calcium	mg/L	66	63	52	59	58.0	60.0	10.9	46	91
Chromium-Hexavalent	mg/L	NA	NA	NA	NA	NC	NC	NC	NC	NC
Chromium-Total	mg/L	NA	NA	NA	0.0011	0.0100	0.0415	0.0708	0.0010	0.182
Cobalt	mg/L	NA	NA	NA	0.0013	NC	NC	NC	NC	NC
Copper	mg/L	NA	NA	NA	**0.0060[5]**	0.0100	0.0127	0.0124	**0.00092**	0.01
Iron	mg/L	NA	NA	NA	0.03	0.100	0.615	1.44	0.0050	5.4
Lead	mg/L	NA	NA	NA	0.004	NC	NC	NC	0.0001	**0.019**
Magnesium	mg/L	10	9.9	7.9	8.9	8.70	10.3	9.55	6.7	76
Manganese	mg/L	NA	NA	NA	0.004	0.0200	0.0781	0.214	0.00009	0.31
Mercury	mg/L	NA	NA	NA	0.000033	NC	NC	NC	**0.000020**	**0.000020**
Molybdenum	mg/L	NA	NA	NA	**0.0019**	0.00900	0.0225	0.0304	**0.0019**	0.009
Nickel	mg/L	NA	NA	NA	**0.002**	0.00240	0.0139	0.0187	0.0007	0.0024
Phosphorus	mg/L	NA	NA	NA	0.03	0.0700	0.294	0.392	**0.02**	0.36
Potassium	mg/L	NA	NA	NA	2.6	2.77	3.24	1.10	2.08	4.6
Selenium	mg/L	NA	NA	NA	0.015	NC	NC	NC	0.0002	**0.035**
Silver	mg/L	NA	NA	NA	0.0019	0.00200	0.00414	0.00470	**0.00011**	0.012
Sodium	mg/L	8.7	10	8.7	9.9	9.90	10.1	1.55	7.8	16
Thallium	mg/L	NA	NA	NA	0.024	NC	NC	NC	0.00006	0.367
Tin	mg/L	NA	NA	NA	0.0067	NC	NC	NC	0.00026	**0.00029**
Vanadium	mg/L	NA	NA	NA	0.0022	0.00790	0.0325	0.0566	0.002	0.013
Zinc	mg/L	NA	NA	NA	0.0023	0.0120	0.0269	0.0336	0.0003	0.12
VOLATILE ORGANIC COMPOUNDS										
1,1-Dichloroethane	µg/L	0.11	0.11	0.11	0.11	0.170	0.229	0.162	0.060	0.90
1,4-Dichlorobenzene	µg/L	0.062	0.062	0.062	0.062	0.150	0.172	0.111	0.051	**0.45**
Benzene	µg/L	0.083	0.083	0.083	0.083	NC	NC	NC	0.035	**0.37**
Bromoform	µg/L	0.27	0.27	0.27	0.27	NC	NC	NC	NC	NC
Carbon Disulfide	µg/L	0.38	0.38	0.38	0.38	NC	NC	NC	NC	NC
Chloroform	µg/L	0.12	0.12	0.12	0.12	NC	NC	NC	0.042	3
Chloromethane	µg/L	0.14	0.14	0.14	0.14	NC	NC	NC	NC	NC
Dibromochloromethane	µg/L	0.13	0.13	0.13	0.13	NC	NC	NC	NC	NC
Dichlorodifluoromethane	µg/L	**0.41**	**0.44**	**0.46**	0.099	0.905	2.00	2.89	0.042	18.3
Methylene Chloride	µg/L	0.48	0.48	0.48	0.48	NC	NC	NC	0.057	13
p+m-Xylenes	µg/L	0.28	0.28	0.28	0.28	NC	NC	NC	NC	NC
Tetrachloroethene	µg/L	2.6	2.4	2.4	2.1	1.50	2.60	3.00	0.08	17
Toluene	µg/L	0.093	0.093	0.093	0.093	NC	NC	NC	0.042	**0.20**
Trichloroethene	µg/L	0.085	0.085	0.085	0.085	NC	NC	NC	0.05	2.3
Trichlorofluoromethane	µg/L	0.69	0.62	0.66	0.62	0.500	0.618	0.503	0.050	2.4
SEMI-VOLATILE ORGANIC COMPOUNDS										
bis(2-Ethylhexyl) Phthalate	µg/L	NA	NA	NA	3.0	3.00	2.84	1.42	NC	NC
Di-n-Butylphthalate	µg/L	NA	NA	NA	0.39	NC	NC	NC	NC	NC
Dimethylphthalate	µg/L	NA	NA	NA	0.39	NC	NC	NC	NC	NC
HERBICIDES, PESTICIDES & PCBs: ND										

[EA] (Extended analysis) - Appendix I and Appendix II constituents analyzed. Other monitoring periods analyzed for routine monitoring parameters. Only detected compounds included above.

TABLE 5-10
MID-VALLEY SANITARY LANDFILL
HISTORICAL SUMMARY - MONITORING WELL F-8

ANALYTE	UNITS	Jun 1990	Jul 1990	Oct 1990	Dec 1990	Feb 1991	May 1991	Aug 1991	Nov 1991	Jul 1992	Aug 1992
FIELD PARAMETERS											
Dissolved Oxygen (DO)	mg/L	NA	NA	NA	NA	NA	NA	NA	NA	NA	NA
Oxidation-Reduction Potential	mV	NA	NA	NA	NA	NA	NA	NA	NA	NA	NA
pH	units	7.72	NA	7.25	7.7	7.8	7.59	7.01	7.98	NA	NA
Specific Conductance	µmhos/cm	640	NA	270	330	397	343	344	347	NA	NA
Temperature	C°	NA	NA	NA	NA	NA	NA	NA	NA	NA	NA
Turbidity	NTU	NA	NA	NA	NA	NA	NA	NA	NA	NA	NA
GENERAL CHEMISTRY											
Alkalinity, Total	mg/L	130	NA	130	140	138	140	143	145	134	134
Anions	meq/L	NC	NA	NC	NC	NC	NC	NC	NC	3.7	3.48
Bicarbonate Alkalinity	mg/L	159	NA	159	171	168	171	174	177	163	164
Carbonate Alkalinity	mg/L	NA	NA	NA	NA	NA	NA	NA	NA	NA	1.0
Cations	meq/L	NC	NA	NC	NC	NC	NC	NC	NC	6.6	4.65
Chemical Oxygen Demand (COD)	mg/L	10	NA	5.0	25	5.0	10	5.0	10	32	5.0
Chloride	mg/L	2.6	NA	3.0	3	3	3	2	3	2	5
Cyanide	mg/L	NA	NA	NA	NA	NA	NA	NA	NA	NA	NA
Electrical Conductivity	umhos/cm	NA	NA	NA	NA	NA	NA	NA	NA	NA	NA
Fluoride	mg/L	0.4	NA	0.4	0.3	0.3	0.3	0.3	0.6	0.47	0.3
Hardness	mg/L	280	NA	150	154	140	144	138	150	227	185
Hydroxide Alkalinity	mg/L	NA	NA	NA	NA	NA	NA	NA	NA	NA	1.0
Nitrate (as N)	mg/L	1.6	NA	1.4	1.1	1.5	1.56	0.7	1.4	2.28	2.68
ortho-Phosphate Phosphorus	mg/L	0.04	NA	0.01	0.03	0.01	0.01	0.02	0.18	0.08	0.02
Perchlorate	mg/L	NA	NA	NA	NA	NA	NA	NA	NA	NA	NA
Phenols, Total	mg/L	NA	NA	NA	NA	NA	NA	NA	NA	NA	NA
Sulfate	mg/L	22	NA	21	23	23	24	23	23	32	22
Sulfide	mg/L	NA	NA	NA	NA	NA	NA	NA	NA	NA	NA
Total Dissolved Solids (TDS)	mg/L	250	NA	210	175	200	200	210	210	239	191
Total Organic Carbon (TOC)	mg/L	1.0	NA	4.5	1.6	2.8	2	1.5	32	2.5	6.1
Total Organic Halides (TOX)	mg/L	0.05	NA	0.05	0.01	0.01	0.01	0.01	0.01	0.007	0.007
METALS											
Aluminum	mg/L	0.20	NA	NA	NA	NA	0.20	NA	NA	57*	NA
Antimony	mg/L	0.06	NA	NA	NA	NA	0.06	NA	NA	0.0065	NA
Arsenic	mg/L	0.01	NA	NA	NA	NA	0.01	NA	NA	0.02*	NA
Barium	mg/L	0.20	NA	NA	NA	NA	0.20	NA	NA	135*	NA
Beryllium	mg/L	NA	NA	NA	NA	NA	NA	NA	NA	0.004	NA
Boron	mg/L	0.20	NA	0.20	0.20	0.20	0.20	0.20	0.20	0.1	0.1
Cadmium	mg/L	0.001	NA	NA	NA	NA	0.002	NA	NA	0.007*	NA
Calcium	mg/L	51	NA	52	54	54	52	52	51	74*	65.3
Chromium-Hexavalent	mg/L	0.01	NA	NA	NA	NA	0.01	NA	NA	0.5	NA
Chromium-Total	mg/L	0.01	NA	NA	NA	NA	0.01	NA	NA	0.015*	NA
Cobalt	mg/L	0.05	NA	NA	NA	NA	0.05	NA	NA	0.044	NA
Copper	mg/L	0.03	NA	NA	NA	NA	0.03	NA	NA	0.11*	NA
Iron	mg/L	0.10	NA	0.10	0.10	0.10	0.10	0.10	0.10	63*	4.08
Lead	mg/L	0.20	NA	NA	NA	NA	.20	NA	NA	0.063	NA
Magnesium	mg/L	8.0	NA	8.0	8.0	8.0	8.0	8.0	7.6	27*	10.3
Manganese	mg/L	0.02	NA	0.02	0.02	0.02	0.02	0.02	0.02	0.94*	0.17
Mercury	mg/L	0.0002	NA	NA	NA	NA	0.0002	NA	NA	0.0004	NA
Molybdenum	mg/L	0.01	NA	NA	NA	NA	0.01	NA	NA	0.08	NA
Nickel	mg/L	0.04	NA	NA	NA	NA	0.04	NA	NA	0.081*	NA
Phosphorus	mg/L	1.0	NA	1.0	0.05	0.02	1.0	1.0	1.0	0.13*	0.13
Potassium	mg/L	5.0	NA	5.0	5.0	5.0	5.0	5.0	5.0	6.2*	3.47
Selenium	mg/L	0.005	NA	NA	NA	NA	0.005	NA	NA	0.0009	NA
Silver	mg/L	0.01	NA	NA	NA	NA	0.01	NA	NA	0.012	NA
Sodium	mg/L	8.0	NA	9.0	9.0	9.0	10	9.0	9.0	11	10.3
Thallium	mg/L	0.01	NA	NA	NA	NA	0.01	NA	NA	0.09	NA
Tin	mg/L	NA	NA	NA	NA	NA	NA	NA	NA	NA	NA
Vanadium	mg/L	0.01	NA	NA	NA	NA	0.01	NA	NA	0.25	NA
Zinc	mg/L	0.07	NA	0.04	0.02	0.06	0.02	0.03	0.02	0.25*	0.10
VOLATILE ORGANIC COMPOUNDS											
1,1-Dichloroethane	µg/L	NR	NA	NR	NR	0.50	0.50	0.50	0.50	0.50	0.50
1,1,2-Trichloroethane	µg/L	NA	NA	NA	NA	NA	NA	NA	NA	NA	NA
Acetone	µg/L	NA	NA	NA	NA	NA	NA	NA	NA	NA	NA
Benzene	µg/L	NR	NA	NR	NR	0.50	NR	NR	NR	0.50	0.50
Bromomethane	µg/L	NR	NA	NR	NR	0.50	NR	NR	NR	0.50	0.6
Carbon Disulfide	µg/L	NA	NA	NA	NA	NA	NA	NA	NA	NA	NA
Chloroform	µg/L	NR	NA	NR	NR	0.50	NR	NR	NR	NR	NR
Chloromethane	µg/L	NR	NA	NR	NR	0.50	NR	NR	NR	NR	0.50
cis-1,2-Dichloroethene	µg/L	NA	NA	NA	NA	NA	NA	NA	NA	NA	NA
Dibromochloromethane	µg/L	0.5	NA	0.5	0.5	0.5	0.5	0.5	0.5	0.5	0.5
Dichlorodifluoromethane	µg/L	0.50	NA	0.50	0.50	0.50	5.8	0.50	8.0	0.50	0.50
Methylene Chloride	µg/L	5.0	NA	5.0	15	15	15	13	5.0	0.50	0.50
Naphthalene	µg/L	NA	NA	NA	NA	NA	NA	NA	NA	NA	NA
Tetrachloroethene	µg/L	0.50	NA	0.50	0.50	0.50	0.50	0.50	1.10	0.50	0.50
Toluene	µg/L	2.0	NA	0.50	0.50	0.50	0.50	0.50	0.50	0.50	0.50
Trichloroethene	µg/L	NR	NA	NR	NR	0.50	NR	NR	NR	0.50	0.50
Trichlorofluoromethane	µg/L	0.50	NA	0.50	0.50	0.50	1.6	0.50	2.30	0.50	0.50
SEMI-VOLATILE ORGANIC COMPOUNDS											
2-Chlorophenol	µg/L	10	NA	3.0	1.7	1.0	1.0	1.0	1.0	3.0	3.0
bis(2-Ethylhexyl) Phthalate	µg/L	NR	NR	NR	NR	NR	NR	NR	NR	13(5)	NA
Di-n-Butylphthalate	µg/L	NR	NR	NR	NR	NR	NR	NR	NR	7.0(5)	NA
Diethylphthalate	µg/L	NA	NA	NA	NA	NA	NA	NA	NA	20	NA
Dimethylphthalate	µg/L	NR	NR	NR	NR	NR	NR	NR	NR	1.0	NA
HERBICIDES, PESTICIDES & PCBs: ND											

[EA] (Extended analysis) - Appendix I and Appendix II constituents analyzed. Other monitoring periods analyzed for routine monitoring parameters. Only detected compounds included above.

TABLE 5-10 (CONT'D)
MID-VALLEY SANITARY LANDFILL
HISTORICAL SUMMARY - MONITORING WELL F-8

ANALYTE	UNITS	Nov 1992	Feb 1993	May 1993	Jul 1993	Nov 1993	Mar 1994	Jun 1994	Aug 1994	Dec 1994	Mar [EA] 1995
FIELD PARAMETERS											
Dissolved Oxygen (DO)	mg/L	NA	NA	NA	NA	NA	NA	NA	NA	NA	NA
Oxidation-Reduction Potential	mV	NA	NA	NA	NA	NA	NA	NA	NA	NA	NA
pH	units	8.0	7.32	7.66	7.49	7.05	7.44	7.49	NA	NA	7.19
Specific Conductance	µmhos/cm	340	343.1	348	370	412	419	385	NA	NA	393
Temperature	C°	NA	NA	NA	NA	NA	19	21	NA	NA	14
Turbidity	NTU	NA	NA	NA	NA	NA	NA	NA	NA	NA	NA
GENERAL CHEMISTRY											
Alkalinity, Total	mg/L	130	132	133	153	172	173	185	147	NA	152
Anions	meq/L	3.32	3.46	3.37	3.75	4.22	4.28	3.93	3.6	NA	3.22
Bicarbonate Alkalinity	mg/L	159	161	163	186	210	173	185	179	NA	152
Carbonate Alkalinity	mg/L	NA	1.0	NA	1.0	NA	5.0	5.0	1.0	NA	NA
Cations	meq/L	3.85	3.70	3.74	3.76	4.28	4.54	4.02	3.9	NA	4.65
Chemical Oxygen Demand (COD)	mg/L	18	5.0	51	6.0	5.0	50	16.5	**9.0**	NA	3.0
Chloride	mg/L	5.2	4.0	4.0	6.0	7.0	6.0	7.0	3.0	NA	6.0
Cyanide	mg/L	NA	NA	NA	NA	NA	NA	NA	NA	NA	NA
Electrical Conductivity	umhos/cm	NA	NA	NA	NA	NA	NA	NA	NA	NA	NA
Fluoride	mg/L	0.26	0.3	0.4	0.3	0.3	0.201	0.152	0.4	NA	**0.378**
Hardness	mg/L	150	173	162	170	191	176	214	180	NA	192
Hydroxide Alkalinity	mg/L	NA	1.0	NA	1.0	NA	5.0	5.0	1.0	NA	5.0
Nitrate (as N)	mg/L	2.7	2.35	2.08	2.8	4.04	4.85	4.2	2.93	NA	3.03
ortho-Phosphate Phosphorus	mg/L	0.20	0.02	0.07	0.03	0.04	NA	NA	NA	NA	0.06
Perchlorate	mg/L	NA	NA	NA	NA	NA	NA	NA	NA	NA	NA
Phenols, Total	mg/L	NA	NA	NA	NA	NA	NA	NA	NA	NA	NA
Sulfate	mg/L	25	26	21	16	14	44	19.5	18	NA	23.7
Sulfide	mg/L	NA	NA	NA	NA	NA	NA	NA	NA	NA	NA
Total Dissolved Solids (TDS)	mg/L	1300	216	223	217	261	280	260	248	NA	240
Total Organic Carbon (TOC)	mg/L	5.0	7.9	3.7	0.50	0.9	6.6	3.20	0.50	NA	**1.50**
Total Organic Halides (TOX)	mg/L	0.01	0.005	0.005	0.005	0.005	0.003	0.003	0.005	NA	0.005
METALS											
Aluminum	mg/L	0.40	NA	0.09	NA	NA	NA	0.383	NA	NA	**0.024**
Antimony	mg/L	0.30	NA	0.0002	NA	NA	NA	0.009	NA	NA	0.005
Arsenic	mg/L	0.20	NA	0.0013	NA	NA	NA	0.030	NA	NA	0.002
Barium	mg/L	0.23	NA	0.09	NA	NA	NA	0.041	NA	NA	0.246
Beryllium	mg/L	0.02	NA	NA	NA	NA	NA	**0.004**	NA	NA	0.0005
Boron	mg/L	0.38	0.10	0.10	0.10	0.2	0.2	0.220	**0.05**	NA	NA
Cadmium	mg/L	0.02	NA	0.002	NA	NA	NA	0.003	NA	NA	**0.0003**
Calcium	mg/L	52	49.3	51.3	53.1	61	65.1	58.3	53	NA	66.4
Chromium-Hexavalent	mg/L	0.01	NA	NA	NA	NA	NA	0.020	NA	NA	0.01
Chromium-Total	mg/L	0.05	NA	0.01	NA	NA	NA	0.165	NA	NA	0.0013
Cobalt	mg/L	0.05	NA	0.02	NA	NA	NA	0.002	NA	NA	**0.0024**
Copper	mg/L	0.02	NA	0.006	NA	NA	NA	0.038	NA	NA	0.03
Iron	mg/L	0.10	2.52	0.1	0.01	0.01	0.12	0.696	0.13	NA	0.07
Lead	mg/L	0.10	NA	0.03	NA	NA	NA	**0.020**	NA	NA	0.001
Magnesium	mg/L	7.6	7.69	7.93	8.40	8.77	9.63	8.08	8.5	NA	10.5
Manganese	mg/L	0.02	0.025	0.007	0.0007	0.007	0.013	0.016	0.09	NA	0.05
Mercury	mg/L	0.0002	NA	0.0137	NA	NA	NA	0.0002	NA	NA	0.0002
Molybdenum	mg/L	0.05	NA	NA	NA	NA	NA	0.011	NA	NA	0.0065
Nickel	mg/L	0.05	NA	0.02	NA	NA	NA	0.002	NA	NA	0.005
Phosphorus	mg/L	0.12	0.03	0.25	0.04	0.10	0.04	0.05	0.05	NA	NA
Potassium	mg/L	2.0	2.51	2.51	2.43	2.88	2.77	2.54	2.4	NA	3.58
Selenium	mg/L	0.30	NA	0.0011	NA	NA	NA	**0.043**	NA	NA	0.004
Silver	mg/L	0.02	NA	0.005	NA	NA	NA	0.002	NA	NA	0.003
Sodium	mg/L	13	10.9	10.5	9.5	9.72	9.91	8.5	9.8	NA	8.90
Thallium	mg/L	0.05	NA	NA	NA	NA	NA	0.025	NA	NA	0.001
Tin	mg/L	NA	NA	NA	NA	NA	NA	NA	NA	NA	NA
Vanadium	mg/L	0.05	NA	NA	NA	NA	NA	0.002	NA	NA	0.005
Zinc	mg/L	0.07	0.023	0.003	0.0003	0.003	0.015	0.013	0.005	NA	0.01
VOLATILE ORGANIC COMPOUNDS											
1,1-Dichloroethane	µg/L	1.0	0.50	0.50	0.50	0.50	NR	NR	0.35	NA	0.19
1,1,2-Trichloroethane	µg/L	NA	NA	NA	NA	NA	NA	NA	NA	NA	NA
Acetone	µg/L	NA	NA	NA	NA	NA	NA	NA	NA	NA	NA
Benzene	µg/L	1.0	0.50	NA	NA	NA	NA	NA	NA	NA	0.11
Bromomethane	µg/L	5.0	0.50	0.50	0.50	0.50	0.2	0.2	0.35	NA	0.43
Carbon Disulfide	µg/L	NA	NA	NA	NA	NA	NA	NA	NA	NA	NA
Chloroform	µg/L	NR	NR	NR	NR	NR	NR	0.2	0.2	NA	0.26
Chloromethane	µg/L	5.0	0.50	0.50	0.50	0.500	0.2	0.2	0.5	NA	0.34
cis-1,2-Dichloroethene	µg/L	NA	NA	NA	NA	NA	NA	NA	NA	NA	NA
Dibromochloromethane	µg/L	0.5	0.5	0.5	1.0	0.5	0.07	0.07	0.35	NA	0.27
Dichlorodifluoromethane	µg/L	5.0	0.50	0.50	1.0	3.0	0.08	0.08	4.0	NA	0.29
Methylene Chloride	µg/L	1.0	0.50	0.50	0.50	0.50	0.7	0.7	0.2	NA	0.17
Naphthalene	µg/L	NA	NA	NA	NA	NA	NA	NA	NA	NA	NA
Tetrachloroethene	µg/L	1.0	0.50	0.50	0.50	0.50	0.47	0.08	0.35	NA	0.16
Toluene	µg/L	1.0	0.50	0.50	0.50	0.50	0.07	0.07	0.2	NA	0.10
Trichloroethene	µg/L	1.0	0.50	NR	0.50	NR	0.05	0.05	0.2	NA	0.31
Trichlorofluoromethane	µg/L	1.0	0.50	0.50	0.6	0.50	0.05	0.05	0.5	NA	0.23
SEMI-VOLATILE ORGANIC COMPOUNDS											
2-Chlorophenol	µg/L	10	3.0	3.0	0.50	0.50	4.0	4.0	0.20	NA	0.80
bis(2-Ethylhexyl) Phthalate	µg/L	NA	NA	2.0	NA	NA	NA	5.0	NA	NA	**3.3**[(5)]
Di-n-Butylphthalate	µg/L	NA	NA	2.0	NA	NA	NA	2.5	NA	NA	0.80
Diethylphthalate	µg/L	NA	NA	NA	NA	NA	NA	NA	NA	NA	1.6
Dimethylphthalate	µg/L	NA	NA	NA	NA	NA	NA	NA	NA	NA	**16.8**[(5)]
HERBICIDES, PESTICIDES & PCBs: ND											

[EA] (Extended analysis) - Appendix I and Appendix II constituents analyzed. Other monitoring periods analyzed for routine monitoring parameters. Only detected compounds included above.

TABLE 5-10 (CONT'D)
MID-VALLEY SANITARY LANDFILL
HISTORICAL SUMMARY - MONITORING WELL F-8

ANALYTE	UNITS	May [EA] 1995	Aug [EA] 1995	Nov [EA] 1995	Feb 1996	May 1996	Jul 1996	Oct 1996	Jan 1997	Apr 1997	Jul 1997
FIELD PARAMETERS											
Dissolved Oxygen (DO)	mg/L	NA	NA	NA	NA	NA	NA	NA	NA	NA	NA
Oxidation-Reduction Potential	mV	NA	NA	NA	NA	NA	NA	NA	NA	NA	NA
pH	units	7.22	7.52	7.27	7.74	7.61	7.32	7.37	7.1	7.15	6.73
Specific Conductance	µmhos/cm	443	391	379	402	393	358	375	374	355	366
Temperature	C°	18	15	18	NA	NA	NA	NA	NA	NA	NA
Turbidity	NTU	NA	NA	NA	NA	NA	NA	NA	NA	NA	NA
GENERAL CHEMISTRY											
Alkalinity, Total	mg/L	146	188	149	NA	NA	NA	NA	NA	NA	NA
Anions	meq/L	3.03	3.82	3.12	NA	NA	NA	NA	NA	NA	NA
Bicarbonate Alkalinity	mg/L	146	188	149	NA	NA	NA	NA	NA	NA	NA
Carbonate Alkalinity	mg/L	NA	5.0	5.0	NA	NA	NA	NA	NA	NA	NA
Cations	meq/L	4.75	2.48	4.92	NA	NA	NA	NA	NA	NA	NA
Chemical Oxygen Demand (COD)	mg/L	3.0	11.1	3.0	NA	NA	NA	NA	NA	NA	NA
Chloride	mg/L	6.0	6.0	6.0	6.0	4.0	6.0	**6.0**	6.0	**6.0**	6.0
Cyanide	mg/L	NA	NA	NA	NA	NA	NA	NA	NA	NA	NA
Electrical Conductivity	umhos/cm	NA	NA	NA	NA	NA	NA	NA	NA	NA	NA
Fluoride	mg/L	**0.210**	**0.210**	**0.300**	NA	NA	NA	NA	NA	NA	NA
Hardness	mg/L	192	180	180	211	172	176	174	182	170	NA
Hydroxide Alkalinity	mg/L	5.0	5.0	5.0	NA	NA	NA	NA	NA	NA	NA
Nitrate (as N)	mg/L	2.80	3.81	3.30	3.8	3.7	2.64	2.88	3.0	0.87	1.4
ortho-Phosphate Phosphorus	mg/L	0.06	0.06	0.06	NA	NA	NA	NA	NA	NA	NA
Perchlorate	mg/L	NA	NA	NA	NA	NA	NA	NA	NA	NA	NA
Phenols, Total	mg/L	NA	NA	NA	NA	NA	NA	NA	NA	NA	NA
Sulfate	mg/L	20.4	21.9	20.6	19	17	16.7	20.4	21	20.5	23
Sulfide	mg/L	NA	NA	NA	NA	NA	NA	NA	NA	NA	NA
Total Dissolved Solids (TDS)	mg/L	216	228	254	322	237	220	226	226	194	246
Total Organic Carbon (TOC)	mg/L	1.0	1.0	1.0	NA	NA	NA	NA	NA	NA	NA
Total Organic Halides (TOX)	mg/L	0.005	0.005	0.005	NA	NA	NA	NA	NA	NA	NA
METALS											
Aluminum	mg/L	0.01	0.082	0.150	NA	NA	NA	NA	NA	NA	NA
Antimony	mg/L	0.005	0.005	0.005	NA	NA	NA	NA	NA	NA	NA
Arsenic	mg/L	0.002	0.002	**0.004**	NA	NA	NA	NA	NA	NA	NA
Barium	mg/L	0.10	0.10	0.10	NA	NA	NA	NA	NA	NA	NA
Beryllium	mg/L	0.0005	0.0005	0.0005	NA	NA	NA	NA	NA	NA	NA
Boron	mg/L	0.350	0.080	0.080	NA	NA	NA	NA	NA	NA	NA
Cadmium	mg/L	**0.0001**	**0.0003**	0.0009	NA	NA	NA	NA	NA	NA	NA
Calcium	mg/L	73.5	32.6	73.0	65.0	60.0	58.6	52.0	51.6	45	61
Chromium-Hexavalent	mg/L	0.01	0.01	0.01	NA	NA	NA	NA	NA	NA	NA
Chromium-Total	mg/L	0.060	0.013	0.002	NA	NA	NA	NA	NA	NA	NA
Cobalt	mg/L	**0.003**	0.001	0.001	NA	NA	NA	NA	NA	NA	NA
Copper	mg/L	0.03	0.03	0.03	NA	NA	NA	NA	NA	NA	NA
Iron	mg/L	0.170	0.115	0.970	0.006	0.006	0.07	0.1	0.1	0.06	NA
Lead	mg/L	0.001	**0.002**	0.009	NA	NA	NA	NA	NA	NA	NA
Magnesium	mg/L	8.84	4.08	9.00	9.40	9.30	8.88	8.36	7.94	8.6	8.8
Manganese	mg/L	0.05	0.05	0.05	1.2	0.0012	0.0008	**0.0008**	0.03	0.02	NA
Mercury	mg/L	0.0002	0.0002	0.0002	NA	NA	NA	NA	NA	NA	NA
Molybdenum	mg/L	0.008	0.006	0.004	NA	NA	NA	NA	NA	NA	NA
Nickel	mg/L	0.005	**0.009**	0.017	NA	NA	NA	NA	NA	NA	NA
Phosphorus	mg/L	0.06	0.06	0.06	NA	NA	NA	NA	NA	NA	NA
Potassium	mg/L	2.26	2.48	2.80	2.4	2.2	2.88	2.20	2.51	2.4	NA
Selenium	mg/L	0.004	0.004	0.004	NA	NA	NA	NA	NA	NA	NA
Silver	mg/L	0.003	0.003	0.003	NA	NA	NA	NA	NA	NA	NA
Sodium	mg/L	6.25	10.0	9.20	10.0	8.80	10.5	6.62	15.9	7.0	9.6
Thallium	mg/L	0.001	0.001	0.001	NA	NA	NA	NA	NA	NA	NA
Tin	mg/L	NA	NA	NA	NA	NA	NA	NA	NA	NA	NA
Vanadium	mg/L	0.005	0.010	**0.007**	NA	NA	NA	NA	NA	NA	NA
Zinc	mg/L	**0.010**	0.023	0.030	0.003	0.003	0.066	**0.02**	**0.0312**	**0.025**	NA
VOLATILE ORGANIC COMPOUNDS											
1,1-Dichloroethane	µg/L	0.19	0.19	0.19	0.3	0.3	0.18	0.18	0.18	0.18	0.30
1,1,2-Trichloroethane	µg/L	NA	NA	NA	NA	NA	NA	NA	NA	NA	NA
Acetone	µg/L	NA	NA	NA	NA	NA	NA	NA	NA	NA	NA
Benzene	µg/L	0.11	0.11	0.11	0.20	0.20	0.24	0.24	0.24	0.24	0.16
Bromomethane	µg/L	0.43	0.43	0.43	0.20	0.20	0.21	0.21	0.21	0.21	0.10
Carbon Disulfide	µg/L	NA	NA	NA	NA	NA	NA	NA	NA	NA	NA
Chloroform	µg/L	0.26	0.26	0.26	0.50	0.50	0.13	0.13	0.13	0.13	0.17
Chloromethane	µg/L	0.34	0.34	0.34	0.20	0.20	0.29	0.29	0.29	0.29	0.23
cis-1,2-Dichloroethene	µg/L	NA	NA	NA	NA	NA	NA	NA	NA	NA	0.12
Dibromochloromethane	µg/L	0.27	0.27	0.27	NA	NA	0.21	0.21	0.21	0.21	0.18
Dichlorodifluoromethane	µg/L	3.8	2.2	**0.75**	2.0	0.30	**0.63**	0.29	0.29	**0.32**	**0.27**
Methylene Chloride	µg/L	0.17	**0.41**[(5)]	0.17	1.2	1.2	0.28	0.28	0.28	0.28	0.21
Naphthalene	µg/L	NA	NA	NA	NA	NA	NA	NA	NA	NA	NA
Tetrachloroethene	µg/L	0.16	0.16	0.16	0.30	**0.7**	0.17	0.17	0.17	0.17	0.32
Toluene	µg/L	0.10	0.10	0.10	0.70	0.70	0.27	0.27	0.27	0.27	0.12
Trichloroethene	µg/L	0.31	0.31	0.30	0.30	0.30	0.19	0.19	0.19	0.19	0.17
Trichlorofluoromethane	µg/L	0.23	0.23	0.23	2.0	0.20	0.30	0.30	0.30	0.30	0.25
SEMI-VOLATILE ORGANIC COMPOUNDS											
2-Chlorophenol	µg/L	0.80	0.80	0.80	NA	NA	NA	NA	NA	NA	NA
bis(2-Ethylhexyl) Phthalate	µg/L	1.2	5.0	5.0	NA	NA	NA	NA	NA	NA	NA
Di-n-Butylphthalate	µg/L	0.80	0.80	0.80	NA	NA	NA	NA	NA	NA	NA
Diethylphthalate	µg/L	1.0	5.0	5.0	NA	NA	NA	NA	NA	NA	NA
Dimethylphthalate	µg/L	0.80	**13.4**[(5)]	2.0	NA	NA	NA	NA	NA	NA	NA
HERBICIDES, PESTICIDES & PCBs: ND											

[EA] (Extended analysis) - Appendix I and Appendix II constituents analyzed. Other monitoring periods analyzed for routine monitoring parameters. Only detected compounds included above.

TABLE 5-10 (CONT'D)
MID-VALLEY SANITARY LANDFILL
HISTORICAL SUMMARY - MONITORING WELL F-8

ANALYTE	UNITS	Oct 1997	Jan 1998	Apr 1998	Jul 1998	Oct 1998	Jan 1999	Apr 1999	Jul 1999	Oct 1999	Jan 2000
FIELD PARAMETERS											
Dissolved Oxygen (DO)	mg/L	NA	NA	NA	NA	NA	5.5	5.8	5.6	5.5	6.8
Oxidation-Reduction Potential	mV	NA	NA	NA	NA	NA	NA	NA	NA	NA	NA
pH	units	7.51	7.53	7.2	7.3	7.4	7.27	7.5	7.6	7.6	7.7
Specific Conductance	µmhos/cm	NA	NA	NA	NA	NA	NA	NA	NA	NA	NA
Temperature	C°	NA	NA	NA	NA	NA	20	20	22	23	19
Turbidity	NTU	NA	NA	NA	NA	NA	NA	NA	NA	NA	NA
GENERAL CHEMISTRY											
Alkalinity, Total	mg/L	NA	NA	NA	NA	NA	NA	NA	NA	NA	NA
Anions	meq/L	NA	NA	NA	NA	NA	NA	NA	NA	NA	NA
Bicarbonate Alkalinity	mg/L	NA	NA	NA	NA	NA	NA	NA	NA	NA	NA
Carbonate Alkalinity	mg/L	NA	NA	NA	NA	NA	NA	NA	NA	NA	NA
Cations	meq/L	NA	NA	NA	NA	NA	NA	NA	NA	NA	NA
Chemical Oxygen Demand (COD)	mg/L	NA	NA	NA	NA	NA	NA	NA	NA	NA	NA
Chloride	mg/L	**6.0**	**6.0**	6.0	6.0	6.0	**4.1**	5.1	5	5	4
Cyanide	mg/L	NA	NA	NA	NA	NA	NA	NA	NA	NA	NA
Electrical Conductivity	umhos/cm	NA	NA	NA	NA	NA	NA	NA	NA	NA	NA
Fluoride	mg/L	NA	NA	NA	NA	NA	NA	NA	NA	NA	NA
Hardness	mg/L	NA	NA	NA	NA	NA	NA	NA	NA	NA	NA
Hydroxide Alkalinity	mg/L	NA	NA	NA	NA	NA	NA	NA	NA	NA	NA
Nitrate (as N)	mg/L	1.72	2.89	2.1	1.7	1.7	2.1	1.2	3.4	3.8	2.7
ortho-Phosphate Phosphorus	mg/L	NA	NA	NA	NA	NA	NA	NA	NA	NA	NA
Perchlorate	mg/L	0.0016	NA	NA	NA	NA	NA	NA	NA	NA	NA
Phenols, Total	mg/L	NA	NA	NA	NA	NA	NA	NA	NA	NA	NA
Sulfate	mg/L	25	22.1	21	21	20	18	15	15	17	21
Sulfide	mg/L	NA	NA	NA	NA	NA	NA	NA	NA	NA	NA
Total Dissolved Solids (TDS)	mg/L	252	222	224	236	205	218	220	250	230	240
Total Organic Carbon (TOC)	mg/L	NA	NA	NA	NA	NA	NA	NA	NA	NA	NA
Total Organic Halides (TOX)	mg/L	NA	NA	NA	NA	NA	NA	NA	NA	NA	NA
METALS											
Aluminum	mg/L	NA	NA	NA	NA	NA	NA	NA	NA	NA	NA
Antimony	mg/L	NA	NA	NA	NA	NA	NA	NA	NA	NA	NA
Arsenic	mg/L	NA	NA	NA	NA	NA	NA	NA	NA	NA	NA
Barium	mg/L	NA	NA	NA	NA	NA	NA	NA	NA	NA	NA
Beryllium	mg/L	NA	NA	NA	NA	NA	NA	NA	NA	NA	NA
Boron	mg/L	NA	NA	NA	NA	NA	NA	NA	NA	NA	NA
Cadmium	mg/L	NA	NA	NA	NA	NA	NA	NA	NA	NA	NA
Calcium	mg/L	70	58	73	53	52	58	57	54	60	54
Chromium-Hexavalent	mg/L	NA	NA	NA	NA	NA	NA	NA	NA	NA	NA
Chromium-Total	mg/L	NA	NA	NA	NA	NA	NA	NA	NA	NA	NA
Cobalt	mg/L	NA	NA	NA	NA	NA	NA	NA	NA	NA	NA
Copper	mg/L	NA	NA	NA	NA	NA	NA	NA	NA	NA	NA
Iron	mg/L	NA	NA	NA	NA	NA	NA	NA	NA	NA	NA
Lead	mg/L	NA	NA	NA	NA	NA	NA	NA	NA	NA	NA
Magnesium	mg/L	10	8.0	8.4	9.2	8.0	9.1	9.1	8	8	7
Manganese	mg/L	NA	NA	NA	NA	NA	NA	NA	NA	NA	NA
Mercury	mg/L	NA	NA	NA	NA	NA	NA	NA	NA	NA	NA
Molybdenum	mg/L	NA	NA	NA	NA	NA	NA	NA	NA	NA	NA
Nickel	mg/L	NA	NA	NA	NA	NA	NA	NA	NA	NA	NA
Phosphorus	mg/L	NA	NA	NA	NA	NA	NA	NA	NA	NA	NA
Potassium	mg/L	NA	NA	NA	NA	NA	NA	NA	NA	NA	NA
Selenium	mg/L	NA	NA	NA	NA	NA	NA	NA	NA	NA	NA
Silver	mg/L	NA	NA	NA	NA	NA	NA	NA	NA	NA	NA
Sodium	mg/L	9.2	9.6	8.9	16	7.5	10	8.3	9	9	9
Thallium	mg/L	NA	NA	NA	NA	NA	NA	NA	NA	NA	NA
Tin	mg/L	NA	NA	NA	NA	NA	NA	NA	NA	NA	NA
Vanadium	mg/L	NA	NA	NA	NA	NA	NA	NA	NA	NA	NA
Zinc	mg/L	NA	NA	NA	NA	NA	NA	NA	NA	NA	NA
VOLATILE ORGANIC COMPOUNDS											
1,1-Dichloroethane	µg/L	0.30	0.30	0.30	0.30	0.30	0.30	0.30	0.31	0.31	0.31
1,1,2-Trichloroethane	µg/L	NA	NA	NA	NA	NA	NA	NA	NA	NA	NA
Acetone	µg/L	NA	NA	NA	NA	NA	NA	NA	3.9	3.9	3.9
Benzene	µg/L	0.16	0.16	0.16	0.16	0.16	0.16	0.16	0.15	0.15	0.15
Bromomethane	µg/L	0.10	0.10	0.10	0.10	0.10	0.10	0.10	0.47	0.47	0.47
Carbon Disulfide	µg/L	NA	NA	NA	NA	NA	NA	NA	0.42	0.42	0.42
Chloroform	µg/L	0.17	0.17	0.17	**0.17**	0.17	0.17	0.17	0.24	0.24	0.24
Chloromethane	µg/L	0.23	0.23	0.23	0.23	0.23	0.23	0.23	0.48	0.48	0.48
cis-1,2-Dichloroethene	µg/L	0.12	0.12	0.12	0.12	0.12	0.12	0.57	0.19	0.19	0.19
Dibromochloromethane	µg/L	0.18	0.18	0.18	0.18	0.18	0.18	0.18	0.29	0.29	0.29
Dichlorodifluoromethane	µg/L	0.22	0.22	0.22	**0.36**	0.7	1.3	6.0	1	1.2	0.24
Methylene Chloride	µg/L	0.21	0.21	0.21	0.21	0.21	0.21	0.21	0.27	0.27	0.27
Naphthalene	µg/L	NA	NA	NA	NA	NA	NA	NA	NA	NA	NA
Tetrachloroethene	µg/L	0.32	0.32	0.32	0.32	0.32	0.32	8.5	0.34	**0.38**	0.34
Toluene	µg/L	0.12	**0.28**[5]	0.12	0.12	**0.12**	0.12	**0.15**	0.14	0.14	0.14
Trichloroethene	µg/L	0.17	0.17	0.17	0.17	0.17	0.17	**0.42**	0.17	0.17	0.17
Trichlorofluoromethane	µg/L	0.25	0.25	0.25	0.25	0.25	0.25	0.74	**0.5**	0.43	0.43
SEMI-VOLATILE ORGANIC COMPOUNDS											
2-Chlorophenol	µg/L	NA	NA	NA	NA	NA	NA	NA	NA	NA	NA
bis(2-Ethylhexyl) Phthalate	µg/L	NA	NA	NA	NA	NA	NA	NA	NA	NA	NA
Di-n-Butylphthalate	µg/L	NA	NA	NA	NA	NA	NA	NA	NA	NA	NA
Diethylphthalate	µg/L	NA	NA	NA	NA	NA	NA	NA	NA	NA	NA
Dimethylphthalate	µg/L	NA	NA	NA	NA	NA	NA	NA	NA	NA	NA
HERBICIDES, PESTICIDES & PCBs: ND											

[EA] (Extended analysis) - Appendix I and Appendix II constituents analyzed. Other monitoring periods analyzed for routine monitoring parameters. Only detected compounds included above.

TABLE 5-10 (CONT'D)
MID-VALLEY SANITARY LANDFILL
HISTORICAL SUMMARY - MONITORING WELL F-8

ANALYTE	UNITS	Apr 2000	Jul 2000	Oct[EA] 2000	Jan 2001	Apr 2001	Jul 2001	Oct 2001	Jan 2002	Apr 2002	Jul 2002
FIELD PARAMETERS											
Dissolved Oxygen (DO)	mg/L	6.0	7.3	6.0	6.1	4.9	6.8	7.1	6.0	10.2	7.6
Oxidation-Reduction Potential	mV	NA	NA	NA	NA	NA	NA	NA	NA	NA	NA
pH	units	7.5	7.6	7.7	7.8	7.1	7.3	7.4	6.9	7.6	7.2
Specific Conductance	µmhos/cm	210	320	350	310	310	310	320	300	380	360
Temperature	C°	20	21	20	19	22	22	21.8	19	19.6	22.2
Turbidity	NTU	0	0	0	1	0	0	0	5	0	0
GENERAL CHEMISTRY											
Alkalinity, Total	mg/L	NA	NA	140	NA	NA	NA	NA	NA	NA	NA
Anions	meq/L	NA	NA	3.47	NA	NA	NA	NA	NA	NA	NA
Bicarbonate Alkalinity	mg/L	NA	NA	170	NA	NA	NA	NA	NA	NA	NA
Carbonate Alkalinity	mg/L	NA	NA	2	NA	NA	NA	NA	NA	NA	NA
Cations	meq/L	NA	NA	3.69	NA	NA	NA	NA	NA	NA	NA
Chemical Oxygen Demand (COD)	mg/L	NA	NA	**9**	NA	NA	NA	NA	NA	NA	NA
Chloride	mg/L	4	3	3	3	4	4	4	3	3.0	2.6
Cyanide	mg/L	NA	NA	0.006	NA	NA	NA	NA	NA	NA	NA
Electrical Conductivity	umhos/cm	NA	NA	NA	NA	NA	NA	NA	NA	NA	NA
Fluoride	mg/L	NA	NA	0.3	NA	NA	NA	NA	NA	NA	NA
Hardness	mg/L	NA	NA	160	NA	NA	NA	NA	NA	NA	NA
Hydroxide Alkalinity	mg/L	NA	NA	2	NA	NA	NA	NA	NA	NA	NA
Nitrate (as N)	mg/L	2.8	2.6	1.8	2.0	2.1	2.0	2.1	1.5	1.5	1.6
ortho-Phosphate Phosphorus	mg/L	NA	NA	0.08	NA	NA	NA	NA	NA	NA	NA
Perchlorate	mg/L	NA	NA	NA	NA	NA	NA	NA	NA	NA	0.0002
Phenols, Total	mg/L	NA	NA	NA	NA	NA	NA	NA	NA	NA	NA
Sulfate	mg/L	21	23	20	22	20	22	20	17	17	18
Sulfide	mg/L	NA	NA	0.2	NA	NA	NA	NA	NA	NA	NA
Total Dissolved Solids (TDS)	mg/L	240	220	210	200	200	220	210	210	230	140
Total Organic Carbon (TOC)	mg/L	NA	NA	**0.38**	NA	NA	NA	NA	NA	NA	NA
Total Organic Halides (TOX)	mg/L	NA	NA	0.005	NA	NA	NA	NA	NA	NA	NA
METALS											
Aluminum	mg/L	NA	NA	NA	NA	NA	NA	NA	NA	NA	NA
Antimony	mg/L	NA	NA	0.0001	NA	NA	NA	NA	NA	NA	NA
Arsenic	mg/L	NA	NA	**0.00062**	NA	NA	NA	NA	NA	NA	NA
Barium	mg/L	NA	NA	**0.017**	NA	NA	NA	NA	NA	NA	NA
Beryllium	mg/L	NA	NA	0.0004	NA	NA	NA	NA	NA	NA	NA
Boron	mg/L	NA	NA	**0.014**	NA	NA	NA	NA	NA	NA	NA
Cadmium	mg/L	NA	NA	0.0001	NA	NA	NA	NA	NA	NA	NA
Calcium	mg/L	51	58	52	49	46	50	52	47	50	51
Chromium-Hexavalent	mg/L	NA	NA	NA	NA	NA	NA	NA	NA	NA	NA
Chromium-Total	mg/L	NA	NA	**0.0055**	NA	NA	NA	NA	NA	NA	NA
Cobalt	mg/L	NA	NA	0.0001	NA	NA	NA	NA	NA	NA	NA
Copper	mg/L	NA	NA	**0.00024**	NA	NA	NA	NA	NA	NA	NA
Iron	mg/L	NA	NA	0.010	NA	NA	NA	NA	NA	NA	NA
Lead	mg/L	NA	NA	0.0001	NA	NA	NA	NA	NA	NA	NA
Magnesium	mg/L	8	9	8	7	7	7	7	7	7.4	7.3
Manganese	mg/L	NA	NA	**0.00088**	NA	NA	NA	NA	NA	NA	NA
Mercury	mg/L	NA	NA	0.0004	NA	NA	NA	NA	NA	NA	NA
Molybdenum	mg/L	NA	NA	NA	NA	NA	NA	NA	NA	NA	NA
Nickel	mg/L	NA	NA	0.0007	NA	NA	NA	NA	NA	NA	NA
Phosphorus	mg/L	NA	NA	0.12	NA	NA	NA	NA	NA	NA	NA
Potassium	mg/L	NA	NA	3	NA	NA	NA	NA	NA	NA	NA
Selenium	mg/L	NA	NA	0.0009	NA	NA	NA	NA	NA	NA	NA
Silver	mg/L	NA	NA	0.0001	NA	NA	NA	NA	NA	NA	NA
Sodium	mg/L	9	10	9	8	8	9	10	9	9.1	8.4
Thallium	mg/L	NA	NA	0.00006	NA	NA	NA	NA	NA	NA	NA
Tin	mg/L	NA	NA	0.00008	NA	NA	NA	NA	NA	NA	NA
Vanadium	mg/L	NA	NA	**0.0027**	NA	NA	NA	NA	NA	NA	NA
Zinc	mg/L	NA	NA	**0.0035**	NA	NA	NA	NA	NA	NA	NA
VOLATILE ORGANIC COMPOUNDS											
1,1-Dichloroethane	µg/L	0.39	0.35	0.35	0.35	0.35	0.35	0.35	0.35	0.20	0.20
1,1,2-Trichloroethane	µg/L	NA	NA	NA	NA	NA	NA	NA	NA	NA	NA
Acetone	µg/L	8.6	4.2	4.2	4.2	4.2	4.2	4.2	4.2	1.5	1.5
Benzene	µg/L	0.24	0.18	0.18	0.18	0.18	0.18	0.18	0.18	0.28	0.28
Bromomethane	µg/L	0.44	0.36	0.36	0.36	0.36	0.36	0.36	0.36	0.35	0.35
Carbon Disulfide	µg/L	0.44	0.26	0.26	0.26	0.26	0.26	**0.49**[(5)]	0.26	0.36	0.36
Chloroform	µg/L	0.30	0.28	0.28	0.28	0.28	0.28	0.28	0.28	0.36	0.36
Chloromethane	µg/L	0.45	0.30	0.30	0.30	0.30	0.30	0.30	0.30	0.26	0.26
cis-1,2-Dichloroethene	µg/L	0.48	0.18	0.18	0.18	0.18	0.18	0.18	0.18	0.34	0.34
Dibromochloromethane	µg/L	0.33	0.24	0.24	0.24	0.24	0.24	0.24	0.24	0.28	0.28
Dichlorodifluoromethane	µg/L	0.48	0.22	0.7	1	**0.47**	**0.29**	0.8	0.22	0.36	0.36
Methylene Chloride	µg/L	0.42	0.27	0.27	0.27	0.27	0.27	0.27	0.27	0.52	0.52
Naphthalene	µg/L	NA	NA	NA	NA	NA	NA	NA	NA	NA	NA
Tetrachloroethene	µg/L	0.48	0.086	0.086	0.086	**0.23**	0.086	**0.28**	0.086	0.21	0.21
Toluene	µg/L	0.24	0.22	0.22	0.22	0.22	0.22	0.22	0.22	0.27	0.27
Trichloroethene	µg/L	0.35	0.27	0.27	0.27	0.27	0.27	0.27	0.27	0.25	0.25
Trichlorofluoromethane	µg/L	0.14	0.23	0.23	0.23	0.23	0.23	0.23	0.23	0.54	0.54
SEMI-VOLATILE ORGANIC COMPOUNDS											
2-Chlorophenol	µg/L	NA	NA	1.9	NA	NA	NA	NA	NA	NA	NA
bis(2-Ethylhexyl) Phthalate	µg/L	NA	NA	140[(5)]	NA	NA	NA	NA	NA	NA	NA
Di-n-Butylphthalate	µg/L	NA	NA	1.2	NA	NA	NA	NA	NA	NA	NA
Diethylphthalate	µg/L	NA	NA	1.6	NA	NA	NA	NA	NA	NA	NA
Dimethylphthalate	µg/L	NA	NA	**3.2**[(5)]	NA	NA	NA	NA	NA	NA	NA
HERBICIDES, PESTICIDES & PCBs: ND											

[EA] (Extended analysis) - Appendix I and Appendix II constituents analyzed. Other monitoring periods analyzed for routine monitoring parameters. Only detected compounds included above.

TABLE 5-10 (CONT'D)
MID-VALLEY SANITARY LANDFILL
HISTORICAL SUMMARY - MONITORING WELL F-8

ANALYTE	UNITS	Oct 2002	Jan 2003	Apr 2003	Jul 2003	Oct 2003	Jan 2004	Mar-04 Retest	Mar-04 Retest	Apr 2004	Jul 2004
FIELD PARAMETERS											
Dissolved Oxygen (DO)	mg/L	8.7	9.0	2.2	3.5	1.7	3.1	0.4	0.4	2.9	1.4
Oxidation-Reduction Potential	mV	NA	NA	NA	NA	NA	NA	NA	NA	NA	NA
pH	units	7.5	7.2	7.3	7.3	7.3	7.2	7.2	7.2	7.4	6.6
Specific Conductance	µmhos/cm	340	310	410	320	380	410	340	320	420	370
Temperature	C°	21.3	21.9	22	24	22.2	22	22	20	22	22.1
Turbidity	NTU	0	0	0	0	0	0	0	0	0	48
GENERAL CHEMISTRY											
Alkalinity, Total	mg/L	NA	NA	NA	NA	NA	NA	NA	NA	NA	NA
Anions	meq/L	NA	NA	NA	NA	NA	NA	NA	NA	NA	NA
Bicarbonate Alkalinity	mg/L	NA	NA	NA	NA	NA	NA	NA	NA	NA	NA
Carbonate Alkalinity	mg/L	NA	NA	NA	NA	NA	NA	NA	NA	NA	NA
Cations	meq/L	NA	NA	NA	NA	NA	NA	NA	NA	NA	NA
Chemical Oxygen Demand (COD)	mg/L	NA	NA	NA	NA	NA	NA	NA	NA	NA	NA
Chloride	mg/L	2.5	3.1	2.4	2.4	2.5	2.5	NA	NA	2.7	2.7
Cyanide	mg/L	NA	NA	NA	NA	NA	NA	NA	NA	NA	NA
Electrical Conductivity	umhos/cm	NA	NA	NA	NA	NA	NA	NA	NA	NA	NA
Fluoride	mg/L	NA	NA	NA	NA	NA	NA	NA	NA	NA	NA
Hardness	mg/L	NA	NA	NA	NA	NA	NA	NA	NA	NA	NA
Hydroxide Alkalinity	mg/L	NA	NA	NA	NA	NA	NA	NA	NA	NA	NA
Nitrate (as N)	mg/L	1.6	1.4	0.65	1.63	1.33	0.36	NA	NA	1.47	1.84
ortho-Phosphate Phosphorus	mg/L	NA	NA	NA	NA	NA	NA	NA	NA	NA	NA
Perchlorate	mg/L	0.00040	0.00040	0.00028	0.00030	0.00030	**0.0053**[(5)]	0.0003	0.0003	0.00011	0.00011
Phenols, Total	mg/L	NA	NA	NA	NA	NA	NA	NA	NA	NA	NA
Sulfate	mg/L	18	19	17	17	17	14	NA	NA	20	21
Sulfide	mg/L	NA	NA	NA	NA	NA	NA	NA	NA	NA	NA
Total Dissolved Solids (TDS)	mg/L	220	220	210	250	190	218	NA	NA	200	224
Total Organic Carbon (TOC)	mg/L	NA	NA	NA	NA	NA	NA	NA	NA	NA	NA
Total Organic Halides (TOX)	mg/L	NA	NA	NA	NA	NA	NA	NA	NA	NA	NA
METALS											
Aluminum	mg/L	NA	NA	NA	NA	NA	NA	NA	NA	NA	NA
Antimony	mg/L	NA	NA	NA	NA	NA	NA	NA	NA	NA	NA
Arsenic	mg/L	NA	NA	NA	NA	NA	NA	NA	NA	NA	NA
Barium	mg/L	NA	NA	NA	NA	NA	NA	NA	NA	NA	NA
Beryllium	mg/L	NA	NA	NA	NA	NA	NA	NA	NA	NA	NA
Boron	mg/L	NA	NA	NA	NA	NA	NA	NA	NA	NA	NA
Cadmium	mg/L	NA	NA	NA	NA	NA	NA	NA	NA	NA	NA
Calcium	mg/L	49	48	48	49	48	49	NA	NA	48	48
Chromium-Hexavalent	mg/L	NA	NA	NA	NA	NA	NA	NA	NA	NA	NA
Chromium-Total	mg/L	NA	NA	NA	NA	NA	NA	NA	NA	NA	NA
Cobalt	mg/L	NA	NA	NA	NA	NA	NA	NA	NA	NA	NA
Copper	mg/L	NA	NA	NA	NA	NA	NA	NA	NA	NA	NA
Iron	mg/L	NA	NA	NA	NA	NA	NA	NA	NA	NA	NA
Lead	mg/L	NA	NA	NA	NA	NA	NA	NA	NA	NA	NA
Magnesium	mg/L	7.3	7.2	7.0	7.3	7.1	7.3	NA	NA	7.3	7.2
Manganese	mg/L	NA	NA	NA	NA	NA	NA	NA	NA	NA	NA
Mercury	mg/L	NA	NA	NA	NA	NA	NA	NA	NA	NA	NA
Molybdenum	mg/L	NA	NA	NA	NA	NA	NA	NA	NA	NA	NA
Nickel	mg/L	NA	NA	NA	NA	NA	NA	NA	NA	NA	NA
Phosphorus	mg/L	NA	NA	NA	NA	NA	NA	NA	NA	NA	NA
Potassium	mg/L	NA	NA	NA	NA	NA	NA	NA	NA	NA	NA
Selenium	mg/L	NA	NA	NA	NA	NA	NA	NA	NA	NA	NA
Silver	mg/L	NA	NA	NA	NA	NA	NA	NA	NA	NA	NA
Sodium	mg/L	8.8	8.6	8.5	8.9	8	8.7	NA	NA	8.8	8.7
Thallium	mg/L	NA	NA	NA	NA	NA	NA	NA	NA	NA	NA
Tin	mg/L	NA	NA	NA	NA	NA	NA	NA	NA	NA	NA
Vanadium	mg/L	NA	NA	NA	NA	NA	NA	NA	NA	NA	NA
Zinc	mg/L	NA	NA	NA	NA	NA	NA	NA	NA	NA	NA
VOLATILE ORGANIC COMPOUNDS											
1,1-Dichloroethane	µg/L	0.098	0.098	0.098	0.061	0.061	0.077	NA	NA	0.094	0.094
1,1,2-Trichloroethane	µg/L	NA	NA	NA	NA	NA	NA	NA	NA	NA	NA
Acetone	µg/L	1.2	1.2	1.2	1.9	1.9	1.6	NA	NA	3.3	3.3
Benzene	µg/L	0.14	0.14	0.14	0.035	0.035	0.039	NA	NA	0.060	0.060
Bromomethane	µg/L	0.48	0.48	0.48	0.37	0.37	0.060	NA	NA	0.35	0.35
Carbon Disulfide	µg/L	0.36	0.36	0.36	0.28	0.28	0.15	NA	NA	0.23	0.23
Chloroform	µg/L	0.17	0.17	0.17	0.048	0.048	0.042	NA	NA	0.19	0.19
Chloromethane	µg/L	0.36	0.36	0.36	0.360	0.056	NA	NA	NA	NA	NA
cis-1,2-Dichloroethene	µg/L	0.18	0.18	0.18	0.070	0.070	0.062	NA	NA	0.12	0.12
Dibromochloromethane	µg/L	0.37	0.37	0.37	0.12	0.12	0.13	NA	NA	0.12	0.12
Dichlorodifluoromethane	µg/L	0.18	0.18	0.18	**0.38**	1.0	0.79	NA	NA	**0.43**	0.51
Methylene Chloride	µg/L	0.15	0.15	0.15	0.12	0.12	0.13	NA	NA	0.17	0.17
Naphthalene	µg/L	NA	NA	NA	NA	NA	NA	NA	NA	NA	NA
Tetrachloroethene	µg/L	**0.30**	**0.40**	**0.37**	0.80	2.1	2.1	NA	NA	2.3	1.4
Toluene	µg/L	0.22	0.22	0.22	0.042	0.042	0.048	NA	NA	0.063	0.063
Trichloroethene	µg/L	0.50	0.50	0.71	0.092	0.092	0.066	NA	NA	**0.080**	0.070
Trichlorofluoromethane	µg/L	0.16	0.16	0.16	**0.22**	0.56	**0.11**	NA	NA	**0.24**	**0.30**
SEMI-VOLATILE ORGANIC COMPOUNDS											
2-Chlorophenol	µg/L	NA	NA	NA	NA	NA	NA	NA	NA	NA	NA
bis(2-Ethylhexyl) Phthalate	µg/L	NA	NA	NA	NA	NA	NA	NA	NA	NA	NA
Di-n-Butylphthalate	µg/L	NA	NA	NA	NA	NA	NA	NA	NA	NA	NA
Diethylphthalate	µg/L	NA	NA	NA	NA	NA	NA	NA	NA	NA	NA
Dimethylphthalate	µg/L	NA	NA	NA	NA	NA	NA	NA	NA	NA	NA
HERBICIDES, PESTICIDES & PCBs: ND											

[EA] (Extended analysis) - Appendix I and Appendix II constituents analyzed. Other monitoring periods analyzed for routine monitoring parameters. Only detected compounds included above.

TABLE 5-10 (CONT'D)
MID-VALLEY SANITARY LANDFILL
HISTORICAL SUMMARY - MONITORING WELL F-8

ANALYTE	UNITS	Oct 2004	Jan 2005	Apr[EA] 2005	Jul[R] 2005	Aug[R] 2005	Aug[R] 2005	Oct 2005	Jan 2006	Feb[R] 2006	Feb[R] 2006
FIELD PARAMETERS											
Dissolved Oxygen (DO)	mg/L	1.7	4.7	6.8	5.5	8.0	NA	6.5	6.1	6.7	NA
Oxidation-Reduction Potential	mV	NA	NA	NA	NA	NA	NA	NA	NA	NA	NA
pH	units	6.6	6.7	7.4	7.5	7.0	NA	7.4	7.1	7.4	NA
Specific Conductance	µmhos/cm	380	310	340	320	370	NA	330	370	460	NA
Temperature	C°	23.1	21.3	18.8	22	21	NA	22	21.6	21.6	NA
Turbidity	NTU	39	78	0	0	0	NA	0	0	0	NA
GENERAL CHEMISTRY											
Alkalinity, Total	mg/L	NA	NA	150	NA	NA	NA	NA	NA	NA	NA
Anions	meq/L	NA	NA	3.7	NA	NA	NA	NA	NA	NA	NA
Bicarbonate Alkalinity	mg/L	NA	NA	150	NA	NA	NA	NA	NA	NA	NA
Carbonate Alkalinity	mg/L	NA	NA	2.5	NA	NA	NA	NA	NA	NA	NA
Cations	meq/L	NA	NA	3.6	NA	NA	NA	NA	NA	NA	NA
Chemical Oxygen Demand (COD)	mg/L	NA	NA	42	NA	NA	NA	NA	NA	NA	NA
Chloride	mg/L	3.1	2.8	3.1	3.0	NA	NA	3.1	7.4	NA	NA
Cyanide	mg/L	NA	NA	0.0063	NA	NA	NA	NA	NA	NA	NA
Electrical Conductivity	umhos/cm	NA	NA	NA	NA	NA	NA	NA	NA	NA	NA
Fluoride	mg/L	NA	NA	0.35	NA	NA	NA	NA	NA	NA	NA
Hardness	mg/L	NA	NA	160	NA	NA	NA	NA	NA	NA	NA
Hydroxide Alkalinity	mg/L	NA	NA	2.5	NA	NA	NA	NA	NA	NA	NA
Nitrate (as N)	mg/L	1.76	1.76	1.9	1.8	NA	NA	2.0	5.2	NA	NA
ortho-Phosphate Phosphorus	mg/L	NA	NA	0.077	NA	NA	NA	NA	NA	NA	NA
Perchlorate	mg/L	0.00011	0.00011	0.00011	**0.0013**[(5)]	0.0014	0.00011	0.00011	**0.0010**[(5)]	0.00046	0.00046
Phenols, Total	mg/L	NA	NA	0.038	**0.0060**	NA	NA	NA	NA	NA	NA
Sulfate	mg/L	20	19	20	19	NA	NA	20	7.3	NA	NA
Sulfide	mg/L	NA	NA	0.050	NA	NA	NA	NA	NA	NA	NA
Total Dissolved Solids (TDS)	mg/L	173	224	220	200	NA	NA	190	260	NA	NA
Total Organic Carbon (TOC)	mg/L	NA	NA	0.50	NA	NA	NA	NA	NA	NA	NA
Total Organic Halides (TOX)	mg/L	NA	NA	0.020	NA	NA	NA	NA	NA	NA	NA
METALS											
Aluminum	mg/L	NA	NA	NA	NA	NA	NA	NA	NA	NA	NA
Antimony	mg/L	NA	NA	0.00038	NA	NA	NA	NA	NA	NA	NA
Arsenic	mg/L	NA	NA	0.0029	NA	NA	NA	NA	NA	NA	NA
Barium	mg/L	NA	NA	0.057	NA	NA	NA	NA	NA	NA	NA
Beryllium	mg/L	NA	NA	0.0015	NA	NA	NA	NA	NA	NA	NA
Boron	mg/L	NA	NA	**0.034**	NA	NA	NA	NA	NA	NA	NA
Cadmium	mg/L	NA	NA	0.0018	NA	NA	NA	NA	NA	NA	NA
Calcium	mg/L	51	53	52	52	NA	NA	48	62	NA	NA
Chromium-Hexavalent	mg/L	NA	NA	NA	NA	NA	NA	NA	NA	NA	NA
Chromium-Total	mg/L	NA	NA	0.038	NA	NA	NA	NA	NA	NA	NA
Cobalt	mg/L	NA	NA	0.0062	NA	NA	NA	NA	NA	NA	NA
Copper	mg/L	NA	NA	0.048	NA	NA	NA	NA	NA	NA	NA
Iron	mg/L	NA	NA	5.400	NA	NA	NA	NA	NA	NA	NA
Lead	mg/L	NA	NA	0.0026	NA	NA	NA	NA	NA	NA	NA
Magnesium	mg/L	7.8	7.8	7.7	7.6	NA	NA	7.5	9.4	NA	NA
Manganese	mg/L	NA	NA	0.170	NA	NA	NA	NA	NA	NA	NA
Mercury	mg/L	NA	NA	0.000048	NA	NA	NA	NA	NA	NA	NA
Molybdenum	mg/L	NA	NA	NA	NA	NA	NA	NA	NA	NA	NA
Nickel	mg/L	NA	NA	0.011	NA	NA	NA	NA	NA	NA	NA
Phosphorus	mg/L	NA	NA	0.17	NA	NA	NA	NA	NA	NA	NA
Potassium	mg/L	NA	NA	3.7	NA	NA	NA	NA	NA	NA	NA
Selenium	mg/L	NA	NA	0.00028	NA	NA	NA	NA	NA	NA	NA
Silver	mg/L	NA	NA	0.0020	NA	NA	NA	NA	NA	NA	NA
Sodium	mg/L	9.3	9.5	8.0	9.9	NA	NA	8.6	10	NA	NA
Thallium	mg/L	NA	NA	0.013	NA	NA	NA	NA	NA	NA	NA
Tin	mg/L	NA	NA	0.00026	NA	NA	NA	NA	NA	NA	NA
Vanadium	mg/L	NA	NA	0.013	NA	NA	NA	NA	NA	NA	NA
Zinc	mg/L	NA	NA	**0.037**	NA	NA	NA	NA	NA	NA	NA
VOLATILE ORGANIC COMPOUNDS											
1,1-Dichloroethane	µg/L	0.094	0.060	0.17	0.17	NA	NA	0.17	**0.29**	NA	NA
1,1,2-Trichloroethane	µg/L	NA	NA	NA	NA	NA	NA	NA	NA	NA	NA
Acetone	µg/L	**13**[(5)]	3.0	6.2	6.2	NA	NA	6.2	6.2	NA	NA
Benzene	µg/L	0.060	0.057	0.13	0.13	NA	NA	0.13	0.13	NA	NA
Bromomethane	µg/L	0.35	0.20	0.21	0.21	NA	NA	0.21	0.21	NA	NA
Carbon Disulfide	µg/L	0.23	0.20	0.38	0.38	NA	NA	0.38	0.38	NA	NA
Chloroform	µg/L	0.19	0.050	0.11	0.11	NA	NA	0.11	**0.14**	NA	NA
Chloromethane	µg/L	NA	NA	NA	NA	NA	NA	NA	0.17	0.17	0.17
cis-1,2-Dichloroethene	µg/L	0.12	0.070	0.19	0.19	NA	NA	0.19	0.19	NA	NA
Dibromochloromethane	µg/L	0.12	0.14	0.14	0.14	NA	NA	0.14	0.14	NA	NA
Dichlorodifluoromethane	µg/L	1.1	1.5	0.76	1.2	NA	NA	1.0	1.5	NA	NA
Methylene Chloride	µg/L	0.17	0.067	0.44	0.44	NA	NA	0.44	0.44	NA	NA
Naphthalene	µg/L	NA	NA	NA	NA	NA	NA	NA	NA	NA	NA
Tetrachloroethene	µg/L	5.1	4.8	3.2	3.1	NA	NA	1.7	6.6	NA	NA
Toluene	µg/L	0.063	0.083	0.15	0.15	NA	NA	0.15	0.15	NA	NA
Trichloroethene	µg/L	**0.18**	0.075	0.18	0.18	NA	NA	0.18	**0.28**	NA	NA
Trichlorofluoromethane	µg/L	0.67	0.72	**0.42**	0.56	NA	NA	**0.28**	1.1	NA	NA
SEMI-VOLATILE ORGANIC COMPOUNDS											
2-Chlorophenol	µg/L	NA	NA	0.27	NA	NA	NA	NA	NA	NA	NA
bis(2-Ethylhexyl) Phthalate	µg/L	NA	NA	5.1[(5)]	NA	NA	NA	NA	NA	NA	NA
Di-n-Butylphthalate	µg/L	NA	NA	0.31	NA	NA	NA	NA	NA	NA	NA
Diethylphthalate	µg/L	NA	NA	0.39	NA	NA	NA	NA	NA	NA	NA
Dimethylphthalate	µg/L	NA	NA	0.24	NA	NA	NA	NA	NA	NA	NA
HERBICIDES, PESTICIDES & PCBs: ND											

[EA] (Extended analysis) - Appendix I and Appendix II constituents analyzed. Other monitoring periods analyzed for routine monitoring parameters. Only detected compounds included above.

TABLE 5-10 (CONT'D)
MID-VALLEY SANITARY LANDFILL
HISTORICAL SUMMARY - MONITORING WELL F-8

ANALYTE	UNITS	Apr 2006	Jul 2006	Oct 2006	Jan 2007	Apr 2007	Jul 2007	Oct 2007	Jan 2008	Apr 2008	Jul 2008
FIELD PARAMETERS											
Dissolved Oxygen (DO)	mg/L	6.2	5.5	5.6	7.7	5.8	6.7	8.9	11.0	7.3	4.1
Oxidation-Reduction Potential	mV	NA	NA	NA	NA	NA	NA	NA	NA	NA	NA
pH	units	7.2	7.2	7.1	7.5	6.6	7.0	7.9	6.9	7.39	7.18
Specific Conductance	µmhos/cm	350	340	330	270	670	400	200	300	359	394
Temperature	C°	22.6	20	21.7	22.7	26	25	23.8	20.4	21.5	22.6
Turbidity	NTU	0	0	0	43.7	18.8	0	174	199.3	78.4	107
GENERAL CHEMISTRY											
Alkalinity, Total	mg/L	NA	NA	NA	NA	NA	NA	NA	NA	NA	NA
Anions	meq/L	NA	NA	NA	NA	NA	NA	NA	NA	NA	NA
Bicarbonate Alkalinity	mg/L	NA	NA	NA	NA	NA	NA	NA	NA	NA	NA
Carbonate Alkalinity	mg/L	NA	NA	NA	NA	NA	NA	NA	NA	NA	NA
Cations	meq/L	NA	NA	NA	NA	NA	NA	NA	NA	NA	NA
Chemical Oxygen Demand (COD)	mg/L	NA	NA	NA	NA	NA	NA	NA	NA	NA	NA
Chloride	mg/L	4.8	4.1	3.7	3.5	4.1	4.0	3.6	3.0	3.1	2.9
Cyanide	mg/L	NA	NA	NA	NA	NA	NA	NA	NA	NA	NA
Electrical Conductivity	umhos/cm	NA	NA	NA	NA	NA	NA	NA	NA	NA	NA
Fluoride	mg/L	NA	NA	NA	NA	NA	NA	NA	NA	NA	NA
Hardness	mg/L	NA	NA	NA	NA	NA	NA	NA	NA	NA	NA
Hydroxide Alkalinity	mg/L	NA	NA	NA	NA	NA	NA	NA	NA	NA	NA
Nitrate (as N)	mg/L	6.7	6.0	5.8	5.3	5.9	5.8	5.6	3.9	4.0	3.8
ortho-Phosphate Phosphorus	mg/L	NA	NA	NA	NA	NA	NA	NA	NA	NA	NA
Perchlorate	mg/L	0.00046	0.00046	0.00046	0.00046	0.00046	0.00046	0.00046	0.00030	0.00030	0.00030
Phenols, Total	mg/L	NA	NA	NA	NA	NA	NA	NA	NA	NA	NA
Sulfate	mg/L	19	21	19	19	20	19	19	18	19	17
Sulfide	mg/L	NA	NA	NA	NA	NA	NA	NA	NA	NA	NA
Total Dissolved Solids (TDS)	mg/L	290	280	290	240	260	250	280	260	240	260
Total Organic Carbon (TOC)	mg/L	NA	NA	NA	NA	NA	NA	NA	NA	NA	NA
Total Organic Halides (TOX)	mg/L	NA	NA	NA	NA	NA	NA	NA	NA	NA	NA
METALS											
Aluminum	mg/L	NA	NA	NA	NA	NA	NA	NA	NA	NA	NA
Antimony	mg/L	NA	NA	NA	NA	NA	NA	NA	NA	NA	NA
Arsenic	mg/L	NA	NA	NA	NA	NA	NA	NA	NA	NA	NA
Barium	mg/L	NA	NA	NA	NA	NA	NA	NA	NA	NA	NA
Beryllium	mg/L	NA	NA	NA	NA	NA	NA	NA	NA	NA	NA
Boron	mg/L	NA	NA	NA	NA	NA	NA	NA	NA	NA	NA
Cadmium	mg/L	NA	NA	NA	NA	NA	NA	NA	NA	NA	NA
Calcium	mg/L	71	67	67	65	60	63	60	55	57	54
Chromium-Hexavalent	mg/L	NA	NA	NA	NA	NA	NA	NA	NA	NA	NA
Chromium-Total	mg/L	NA	NA	NA	NA	NA	NA	NA	NA	NA	NA
Cobalt	mg/L	NA	NA	NA	NA	NA	NA	NA	NA	NA	NA
Copper	mg/L	NA	NA	NA	NA	NA	NA	NA	NA	NA	NA
Iron	mg/L	NA	NA	NA	NA	NA	NA	NA	NA	NA	NA
Lead	mg/L	NA	NA	NA	NA	NA	NA	NA	NA	NA	NA
Magnesium	mg/L	11	10	10	10	9.1	9.8	9.6	8.4	8.9	8.1
Manganese	mg/L	NA	NA	NA	NA	NA	NA	NA	NA	NA	NA
Mercury	mg/L	NA	NA	NA	NA	NA	NA	NA	NA	NA	NA
Molybdenum	mg/L	NA	NA	NA	NA	NA	NA	NA	NA	NA	NA
Nickel	mg/L	NA	NA	NA	NA	NA	NA	NA	NA	NA	NA
Phosphorus	mg/L	NA	NA	NA	NA	NA	NA	NA	NA	NA	NA
Potassium	mg/L	NA	NA	NA	NA	NA	NA	NA	NA	NA	NA
Selenium	mg/L	NA	NA	NA	NA	NA	NA	NA	NA	NA	NA
Silver	mg/L	NA	NA	NA	NA	NA	NA	NA	NA	NA	NA
Sodium	mg/L	11	11	10	11	9.2	10	11	8.4	9.1	8.7
Thallium	mg/L	NA	NA	NA	NA	NA	NA	NA	NA	NA	NA
Tin	mg/L	NA	NA	NA	NA	NA	NA	NA	NA	NA	NA
Vanadium	mg/L	NA	NA	NA	NA	NA	NA	NA	NA	NA	NA
Zinc	mg/L	NA	NA	NA	NA	NA	NA	NA	NA	NA	NA
VOLATILE ORGANIC COMPOUNDS											
1,1-Dichloroethane	µg/L	0.17	0.17	0.10	0.17	0.11	0.11	0.11	0.13	0.25	0.13
1,1,2-Trichloroethane	µg/L	NA	NA	NA	NA	NA	NA	NA	NA	NA	NA
Acetone	µg/L	6.2	6.2	3.5	6.2	6.2	6.2	6.2	7.4	7.4	7.4
Benzene	µg/L	0.13	0.13	0.14	0.13	0.14	0.12	0.12	0.18	0.32	0.18
Bromomethane	µg/L	0.21	0.21	0.31	0.21	0.31	0.31	0.31	0.22	0.37	0.21
Carbon Disulfide	µg/L	0.38	0.38	0.44	0.38	0.24	0.24	0.24	0.40	0.40	0.40
Chloroform	µg/L	0.11	0.11	0.076	0.11	0.098	0.098	0.098	0.23	0.24	0.23
Chloromethane	µg/L	0.17	0.17	0.17	0.17	0.072	0.14	0.14	0.2	0.35	0.20
cis-1,2-Dichloroethene	µg/L	0.19	0.19	0.20	0.19	0.13	0.11	0.11	0.32	0.32	0.32
Dibromochloromethane	µg/L	0.14	**0.18**[(5)]	0.12	0.14	0.12	0.12	0.12	0.23	0.23	0.23
Dichlorodifluoromethane	µg/L	0.20	0.58	**0.49**	**0.39**	**0.29**	**0.34**	**0.35**	0.21	0.34	**0.34**
Methylene Chloride	µg/L	0.44	0.44	0.16	0.44	0.16	0.16	0.16	0.27	0.27	0.27
Naphthalene	µg/L	NA	NA	NA	NA	NA	NA	NA	NA	NA	NA
Tetrachloroethene	µg/L	1.6	1.4	1.8	1.1	1.1	1.4	1.2	**0.35**	0.60	0.64
Toluene	µg/L	0.15	0.15	0.12	0.15	0.12	0.12	0.12	0.14	0.24	0.12
Trichloroethene	µg/L	0.18	0.18	0.18	0.18	0.13	0.13	0.13	0.20	0.19	0.16
Trichlorofluoromethane	µg/L	**0.31**	**0.25**	**0.22**	**0.20**	**0.32**	**0.33**	0.14	0.22	0.52	**0.43**
SEMI-VOLATILE ORGANIC COMPOUNDS											
2-Chlorophenol	µg/L	NA	NA	NA	NA	NA	NA	NA	NA	NA	NA
bis(2-Ethylhexyl) Phthalate	µg/L	NA	NA	NA	NA	NA	NA	NA	NA	NA	NA
Di-n-Butylphthalate	µg/L	NA	NA	NA	NA	NA	NA	NA	NA	NA	NA
Diethylphthalate	µg/L	NA	NA	NA	NA	NA	NA	NA	NA	NA	NA
Dimethylphthalate	µg/L	NA	NA	NA	NA	NA	NA	NA	NA	NA	NA
HERBICIDES, PESTICIDES & PCBs: ND											

[EA] (Extended analysis) - Appendix I and Appendix II constituents analyzed. Other monitoring periods analyzed for routine monitoring parameters. Only detected compounds included above.

TABLE 5-10 (CONT'D)
MID-VALLEY SANITARY LANDFILL
HISTORICAL SUMMARY - MONITORING WELL F-8

ANALYTE	UNITS	Oct 2008	Jan 2009	Apr 2009	Jul 2009	Oct 2009	Jan 2010	Apr 2010	Jul 2010	Oct[EA] 2010	Jan 2011
FIELD PARAMETERS											
Dissolved Oxygen (DO)	mg/L	4.8	6.0	6.0	4.6	5.8	5.8	9.0	6.4	5.3	5.2
Oxidation-Reduction Potential	mV	NA	NA	NA	NA	NA	NA	NA	144	166	92
pH	units	7.2	6.83	7.46	6.24	7.25	7.04	7.13	6.87	7.09	7.19
Specific Conductance	µmhos/cm	368	405	418	421	462	453	475	455	500	562
Temperature	C°	23.5	22.4	23.1	23.2	24.1	23.4	22.2	23.0	21.9	21.7
Turbidity	NTU	91.7	118.1	53.1	69.3	50.7	113.0	49.1	48.8	18	13.9
GENERAL CHEMISTRY											
Alkalinity, Total	mg/L	NA	NA	NA	NA	NA	NA	NA	NA	200	NA
Anions	meq/L	NA	NA	NA	NA	NA	NA	NA	NA	5.0	NA
Bicarbonate Alkalinity	mg/L	NA	NA	NA	NA	NA	NA	NA	NA	200	NA
Carbonate Alkalinity	mg/L	NA	NA	NA	NA	NA	NA	NA	NA	NA	NA
Cations	meq/L	NA	NA	NA	NA	NA	NA	NA	NA	5.4	NA
Chemical Oxygen Demand (COD)	mg/L	NA	NA	NA	NA	NA	NA	NA	NA	**20**	NA
Chloride	mg/L	4.1	4.0	4.4	4.2	4.1	4.1	3.9	3.6	4.1	4.3
Cyanide	mg/L	NA	NA	NA	NA	NA	NA	NA	NA	0.0016	NA
Electrical Conductivity	umhos/cm	NA	NA	NA	NA	NA	NA	NA	NA	467	NA
Fluoride	mg/L	NA	NA	NA	NA	NA	NA	NA	NA	0.30	NA
Hardness	mg/L	NA	NA	NA	NA	NA	NA	NA	NA	240	NA
Hydroxide Alkalinity	mg/L	NA	NA	NA	NA	NA	NA	NA	NA	4.1	NA
Nitrate (as N)	mg/L	5.0	5.4[e]	6.1	6.3	5.9	5.9	5.7	5.3	5.2	5.7
ortho-Phosphate Phosphorus	mg/L	NA	NA	NA	NA	NA	NA	NA	NA	0.056	NA
Perchlorate	mg/L	0.00030	0.002	0.00035	0.00035	0.00035	0.00035	0.00035	0.00035	0.00061	**0.00068**
Phenols, Total	mg/L	NA	NA	NA	NA	NA	NA	NA	NA	0.0049	NA
Sulfate	mg/L	20	19	20	19	19	19	19	18	19	19
Sulfide	mg/L	NA	NA	NA	NA	NA	NA	NA	NA	0.050	NA
Total Dissolved Solids (TDS)	mg/L	260	260	250	290	300	260	260	290	310	350
Total Organic Carbon (TOC)	mg/L	NA	NA	NA	NA	NA	NA	NA	NA	0.30[(5)]	NA
Total Organic Halides (TOX)	mg/L	NA	NA	NA	NA	NA	NA	NA	NA	0.0034	NA
METALS											
Aluminum	mg/L	NA	NA	NA	NA	NA	NA	NA	NA	0.026	NA
Antimony	mg/L	NA	NA	NA	NA	NA	NA	NA	NA	0.010	NA
Arsenic	mg/L	NA	NA	NA	NA	NA	NA	NA	NA	0.140	NA
Barium	mg/L	NA	NA	NA	NA	NA	NA	NA	NA	0.032	NA
Beryllium	mg/L	NA	NA	NA	NA	NA	NA	NA	NA	0.0010	NA
Boron	mg/L	NA	NA	NA	NA	NA	NA	NA	NA	**0.014[(5)]**	NA
Cadmium	mg/L	NA	NA	NA	NA	NA	NA	NA	NA	0.0010	NA
Calcium	mg/L	51	60	65	67	67	71	67	71	76	83
Chromium-Hexavalent	mg/L	NA	NA	NA	NA	NA	NA	NA	NA	NA	NA
Chromium-Total	mg/L	NA	NA	NA	NA	NA	NA	NA	NA	0.0010	NA
Cobalt	mg/L	NA	NA	NA	NA	NA	NA	NA	NA	0.0050	NA
Copper	mg/L	NA	NA	NA	NA	NA	NA	NA	NA	0.0023	NA
Iron	mg/L	NA	NA	NA	NA	NA	NA	NA	NA	0.0050	NA
Lead	mg/L	NA	NA	NA	NA	NA	NA	NA	NA	**0.012**	NA
Magnesium	mg/L	8.0	9.2	9.8	10	11	11	10	11	12	13
Manganese	mg/L	NA	NA	NA	NA	NA	NA	NA	NA	0.0010	NA
Mercury	mg/L	NA	NA	NA	NA	NA	NA	NA	NA	**0.000022**	NA
Molybdenum	mg/L	NA	NA	NA	NA	NA	NA	NA	NA	NA	NA
Nickel	mg/L	NA	NA	NA	NA	NA	NA	NA	NA	0.0012	NA
Phosphorus	mg/L	NA	NA	NA	NA	NA	NA	NA	NA	0.19	NA
Potassium	mg/L	NA	NA	NA	NA	NA	NA	NA	NA	3.3	NA
Selenium	mg/L	NA	NA	NA	NA	NA	NA	NA	NA	0.011	NA
Silver	mg/L	NA	NA	NA	NA	NA	NA	NA	NA	0.0011	NA
Sodium	mg/L	8.4	9.7	11	11	11	12	11	11	12	12
Thallium	mg/L	NA	NA	NA	NA	NA	NA	NA	NA	0.015	NA
Tin	mg/L	NA	NA	NA	NA	NA	NA	NA	NA	0.0050	NA
Vanadium	mg/L	NA	NA	NA	NA	NA	NA	NA	NA	**0.0018**	NA
Zinc	mg/L	NA	NA	NA	NA	NA	NA	NA	NA	0.0059	NA
VOLATILE ORGANIC COMPOUNDS											
1,1-Dichloroethane	µg/L	0.13	0.13	0.13	0.13	0.13	0.081	0.081	0.11	0.11	0.11
1,1,2-Trichloroethane	µg/L	NA	NA	NA	NA	NA	NA	NA	NA	NA	NA
Acetone	µg/L	7.4	7.4	7.4	7.4	7.4	4.6	4.6	4.6	4.6	4.6
Benzene	µg/L	0.18	0.18	0.18	0.18	0.18	0.086	0.086	0.083	0.083	0.083
Bromomethane	µg/L	0.21	0.21	0.21	0.21	0.21	0.20	0.20	0.25	0.25	0.25
Carbon Disulfide	µg/L	0.40	0.40	0.40	0.40	0.40	0.35	0.35	0.38	0.38	0.38
Chloroform	µg/L	0.23	0.23	0.23	0.23	0.23	0.072	0.072	0.12	0.12	0.12
Chloromethane	µg/L	0.20	0.20	0.20	0.20	**0.22[(5)]**	0.11	0.11	0.14	0.14	0.14
cis-1,2-Dichloroethene	µg/L	0.32	0.32	0.32	0.32	0.32	0.11	0.11	0.085	0.085	0.085
Dibromochloromethane	µg/L	**0.38[(5)]**	0.23	0.23	0.23	0.23	0.077	0.077	0.13	0.13	0.13
Dichlorodifluoromethane	µg/L	1.0	1.1	1.1	1.1	0.61	0.58	**0.49**	**0.43**	**0.36**	**0.24**
Methylene Chloride	µg/L	0.27	0.27	0.27	0.27	0.28	0.28	0.50	0.48	0.48	0.48
Naphthalene	µg/L	NA	NA	NA	NA	NA	NA	NA	NA	NA	NA
Tetrachloroethene	µg/L	1.0	1.1	0.96	1.0	1.0	1.0	0.97	1.0	0.87	0.99
Toluene	µg/L	0.12	0.12	0.12	0.12	0.12	0.093	0.093	0.093	0.093	0.093
Trichloroethene	µg/L	0.16	0.16	0.16	0.16	0.13	0.13	0.13	0.085	0.085	0.085
Trichlorofluoromethane	µg/L	0.54	**0.42**	**0.38**	**0.30**	**0.24**	**0.26**	**0.26**	0.13	**0.21**	**0.13**
SEMI-VOLATILE ORGANIC COMPOUNDS											
2-Chlorophenol	µg/L	NA	NA	NA	NA	NA	NA	NA	NA	0.37	NA
bis(2-Ethylhexyl) Phthalate	µg/L	NA	NA	NA	NA	NA	NA	NA	NA	3.0	NA
Di-n-Butylphthalate	µg/L	NA	NA	NA	NA	NA	NA	NA	NA	0.31	NA
Diethylphthalate	µg/L	NA	NA	NA	NA	NA	NA	NA	NA	0.33	NA
Dimethylphthalate	µg/L	NA	NA	NA	NA	NA	NA	NA	NA	0.39	NA
HERBICIDES, PESTICIDES & PCBs: ND											

[EA] (Extended analysis) - Appendix I and Appendix II constituents analyzed. Other monitoring periods analyzed for routine monitoring parameters. Only detected compounds included above.

TABLE 5-10 (CONT'D)
MID-VALLEY SANITARY LANDFILL
HISTORICAL SUMMARY - MONITORING WELL F-8

ANALYTE	UNITS	Jan[RA] 2011	Jan[RB] 2011	Feb[RA] 2011	Feb[RB] 2011	Apr 2011	Jul 2011	Oct 2011	Jan 2012	May 2012	Aug 2012
FIELD PARAMETERS											
Dissolved Oxygen (DO)	mg/L	5.2	5.2	7.4	7.4	6.4	5.3	5.3	5.5	5.7	4.4
Oxidation-Reduction Potential	mV	92	92	153	153	178	344	169	130	256	273
pH	units	7.19	7.19	7.09	7.09	7.06	6.90	6.97	6.88	6.79	6.23
Specific Conductance	µmhos/cm	562	562	565	565	577	623	682	563	495	473
Temperature	C°	21.7	21.7	23.2	23.2	22.1	22.9	22.0	21.8	22.9	24.2
Turbidity	NTU	13.9	13.9	18.8	18.8	30.1	189.0	41.9	23.6	118	11.5
GENERAL CHEMISTRY											
Alkalinity, Total	mg/L	NA	NA	NA	NA	NA	NA	NA	NA	NA	NA
Anions	meq/L	NA	NA	NA	NA	NA	NA	NA	NA	NA	NA
Bicarbonate Alkalinity	mg/L	NA	NA	NA	NA	NA	NA	NA	NA	NA	NA
Carbonate Alkalinity	mg/L	NA	NA	NA	NA	NA	NA	NA	NA	NA	NA
Cations	meq/L	NA	NA	NA	NA	NA	NA	NA	NA	NA	NA
Chemical Oxygen Demand (COD)	mg/L	NA	NA	NA	NA	NA	NA	NA	NA	NA	NA
Chloride	mg/L	NA	NA	NA	NA	4.6	4.9	7.6	7.2	6.5	4.6
Cyanide	mg/L	0.0016	0.0016	NA	NA	NA	NA	NA	NA	NA	NA
Electrical Conductivity	umhos/cm	NA	NA	NA	NA	NA	NA	NA	NA	NA	NA
Fluoride	mg/L	NA	NA	NA	NA	NA	NA	NA	NA	NA	NA
Hardness	mg/L	NA	NA	NA	NA	NA	NA	NA	NA	NA	NA
Hydroxide Alkalinity	mg/L	NA	NA	NA	NA	NA	NA	NA	NA	NA	NA
Nitrate (as N)	mg/L	NA	NA	NA	NA	6.1	7.1	8.5	7.5	7.2	5.8
ortho-Phosphate Phosphorus	mg/L	NA	NA	NA	NA	NA	NA	NA	NA	NA	NA
Perchlorate	mg/L	NA	NA	0.00061	0.00061	0.00061	0.00061	0.00027	0.00027	0.00081	0.00081
Phenols, Total	mg/L	NA	NA	NA	NA	NA	NA	NA	NA	NA	NA
Sulfate	mg/L	NA	NA	NA	NA	18	18	21	16	14	16
Sulfide	mg/L	NA	NA	NA	NA	NA	NA	NA	NA	NA	NA
Total Dissolved Solids (TDS)	mg/L	NA	NA	NA	NA	350	320	400	260	300	300
Total Organic Carbon (TOC)	mg/L	NA	NA	NA	NA	NA	NA	NA	NA	NA	NA
Total Organic Halides (TOX)	mg/L	NA	NA	NA	NA	NA	NA	NA	NA	NA	NA
METALS											
Aluminum	mg/L	NA	NA	NA	NA	NA	NA	NA	NA	NA	NA
Antimony	mg/L	NA	NA	NA	NA	NA	NA	NA	NA	NA	NA
Arsenic	mg/L	NA	NA	NA	NA	NA	NA	NA	NA	NA	NA
Barium	mg/L	NA	NA	NA	NA	NA	NA	NA	NA	NA	NA
Beryllium	mg/L	NA	NA	NA	NA	NA	NA	NA	NA	NA	NA
Boron	mg/L	NA	NA	NA	NA	NA	NA	NA	NA	NA	NA
Cadmium	mg/L	NA	NA	NA	NA	NA	NA	NA	NA	NA	NA
Calcium	mg/L	NA	NA	NA	NA	90	100	110	85	76	73
Chromium-Hexavalent	mg/L	NA	NA	NA	NA	NA	NA	NA	NA	NA	NA
Chromium-Total	mg/L	NA	NA	NA	NA	NA	NA	NA	NA	NA	NA
Cobalt	mg/L	NA	NA	NA	NA	NA	NA	NA	NA	NA	NA
Copper	mg/L	NA	NA	NA	NA	NA	NA	NA	NA	NA	NA
Iron	mg/L	NA	NA	NA	NA	NA	NA	NA	NA	NA	NA
Lead	mg/L	NA	NA	NA	NA	NA	NA	NA	NA	NA	NA
Magnesium	mg/L	NA	NA	NA	NA	14	16	16	13	12	12
Manganese	mg/L	NA	NA	NA	NA	NA	NA	NA	NA	NA	NA
Mercury	mg/L	NA	NA	NA	NA	NA	NA	NA	NA	NA	NA
Molybdenum	mg/L	NA	NA	NA	NA	NA	NA	NA	NA	NA	NA
Nickel	mg/L	NA	NA	NA	NA	NA	NA	NA	NA	NA	NA
Phosphorus	mg/L	NA	NA	NA	NA	NA	NA	NA	NA	NA	NA
Potassium	mg/L	NA	NA	NA	NA	NA	NA	NA	NA	NA	NA
Selenium	mg/L	NA	NA	NA	NA	NA	NA	NA	NA	NA	NA
Silver	mg/L	NA	NA	NA	NA	NA	NA	NA	NA	NA	NA
Sodium	mg/L	NA	NA	NA	NA	12	13	13	12	12	12
Thallium	mg/L	NA	NA	NA	NA	NA	NA	NA	NA	NA	NA
Tin	mg/L	NA	NA	NA	NA	NA	NA	NA	NA	NA	NA
Vanadium	mg/L	NA	NA	NA	NA	NA	NA	NA	NA	NA	NA
Zinc	mg/L	NA	NA	NA	NA	NA	NA	NA	NA	NA	NA
VOLATILE ORGANIC COMPOUNDS											
1,1-Dichloroethane	µg/L	NA	NA	NA	NA	0.11	0.11	0.11	0.11	0.11	0.11
1,1,2-Trichloroethane	µg/L	NA	NA	NA	NA	0.16	0.16	0.16	0.16	0.16	0.16
Acetone	µg/L	NA	NA	NA	NA	4.6	4.6	4.6	4.6	4.6	4.6
Benzene	µg/L	NA	NA	NA	NA	0.083	0.083	0.083	0.083	0.083	0.083
Bromomethane	µg/L	NA	NA	NA	NA	0.25	0.25	0.25	0.25	0.25	0.25
Carbon Disulfide	µg/L	NA	NA	NA	NA	0.38	0.38	0.38	0.38	0.38	0.38
Chloroform	µg/L	NA	NA	NA	NA	0.12	0.12	0.12	0.12	0.12	0.12
Chloromethane	µg/L	NA	NA	NA	NA	0.14	0.14	0.14	0.14	0.14	0.14
cis-1,2-Dichloroethene	µg/L	NA	NA	NA	NA	0.085	0.085	0.085	0.085	0.085	0.085
Dibromochloromethane	µg/L	NA	NA	NA	NA	0.13	0.13	0.13	0.13	0.13	0.13
Dichlorodifluoromethane	µg/L	NA	NA	NA	NA	**0.12**	**0.19**	0.65	0.85	1.2	0.93
Methylene Chloride	µg/L	NA	NA	NA	NA	0.48	0.48	0.48	0.48	0.48	0.48
Naphthalene	µg/L	NA	NA	NA	NA	0.36	0.36	0.36	0.36	0.36	0.36
Tetrachloroethene	µg/L	NA	NA	NA	NA	0.97	1.0	1.7	4.6	4.8	3.2
Toluene	µg/L	NA	NA	NA	NA	0.093	0.093	0.093	0.093	0.093	0.093
Trichloroethene	µg/L	NA	NA	NA	NA	0.085	0.085	0.085	0.085	0.085	0.085
Trichlorofluoromethane	µg/L	NA	NA	NA	NA	0.13	0.13	**0.39**	0.65	0.81	0.87
SEMI-VOLATILE ORGANIC COMPOUNDS											
2-Chlorophenol	µg/L	NA	NA	NA	NA	NA	NA	NA	NA	NA	NA
bis(2-Ethylhexyl) Phthalate	µg/L	NA	NA	NA	NA	NA	NA	NA	NA	NA	NA
Di-n-Butylphthalate	µg/L	NA	NA	NA	NA	NA	NA	NA	NA	NA	NA
Diethylphthalate	µg/L	NA	NA	NA	NA	NA	NA	NA	NA	NA	NA
Dimethylphthalate	µg/L	NA	NA	NA	NA	NA	NA	NA	NA	NA	NA
HERBICIDES, PESTICIDES & PCBs: ND											

[EA] (Extended analysis) - Appendix I and Appendix II constituents analyzed. Other monitoring periods analyzed for routine monitoring parameters. Only detected compounds included above.

TABLE 5-10 (CONT'D)
MID-VALLEY SANITARY LANDFILL
HISTORICAL SUMMARY - MONITORING WELL F-8

ANALYTE	UNITS	Nov 2012	Feb 2013	May 2013	Aug 2013	Nov 2013	Feb 2014	May 2014	Aug 2014
FIELD PARAMETERS									
Dissolved Oxygen (DO)	mg/L	4.3	5.35	5.39	5.84	5.63	4.86	6.84	6.14
Oxidation-Reduction Potential	mV	210	300	308	174	412	166	187	114
pH	units	6.64	7.54	6.60	6.65	6.89	6.98	7.15	5.69
Specific Conductance	µmhos/cm	452	345	414	463	511	613	522	1080
Temperature	C°	20.13	22.43	21.71	22.21	22.70	20.09	22.65	23.39
Turbidity	NTU	41.1	18.0	22.5	16.3	19.7	OR	4.2	34.7
GENERAL CHEMISTRY									
Alkalinity, Total	mg/L	NA	NA	NA	NA	NA	NA	NA	NA
Anions	meq/L	NA	NA	NA	NA	NA	NA	NA	NA
Bicarbonate Alkalinity	mg/L	NA	NA	NA	NA	NA	NA	NA	NA
Carbonate Alkalinity	mg/L	NA	NA	NA	NA	NA	NA	NA	NA
Cations	meq/L	NA	NA	NA	NA	NA	NA	NA	NA
Chemical Oxygen Demand (COD)	mg/L	NA	NA	NA	NA	NA	NA	NA	NA
Chloride	mg/L	3.9	3.2	3.6	4.2	6.1	7.0	7.4	6.1
Cyanide	mg/L	NA	NA	NA	NA	NA	NA	NA	NA
Electrical Conductivity	umhos/cm	NA	NA	NA	NA	NA	NA	NA	NA
Fluoride	mg/L	NA	NA	NA	NA	NA	NA	NA	NA
Hardness	mg/L	NA	NA	NA	NA	NA	NA	NA	NA
Hydroxide Alkalinity	mg/L	NA	NA	NA	NA	NA	NA	NA	NA
Nitrate (as N)	mg/L	4.8	3.9	3.8	4.2	5.2	5.8	5.9	5.8
ortho-Phosphate Phosphorus	mg/L	NA	NA	NA	NA	NA	NA	NA	NA
Perchlorate	mg/L	0.00081	0.00081	0.00081	0.00081	0.00081	0.00045	0.00045	0.00045
Phenols, Total	mg/L	NA	NA	NA	NA	NA	NA	NA	NA
Sulfate	mg/L	19	18	19	18	21	24	26	24
Sulfide	mg/L	NA	NA	NA	NA	NA	NA	NA	NA
Total Dissolved Solids (TDS)	mg/L	300	250	230	280	370	340	340	270
Total Organic Carbon (TOC)	mg/L	NA	NA	NA	NA	NA	NA	NA	NA
Total Organic Halides (TOX)	mg/L	NA	NA	NA	NA	NA	NA	NA	NA
METALS									
Aluminum	mg/L	NA	NA	NA	NA	NA	NA	NA	NA
Antimony	mg/L	NA	NA	NA	NA	NA	NA	NA	NA
Arsenic	mg/L	NA	NA	NA	NA	NA	NA	NA	NA
Barium	mg/L	NA	NA	NA	NA	NA	NA	NA	NA
Beryllium	mg/L	NA	NA	NA	NA	NA	NA	NA	NA
Boron	mg/L	NA	NA	NA	NA	NA	NA	NA	NA
Cadmium	mg/L	NA	NA	NA	NA	NA	NA	NA	NA
Calcium	mg/L	69	62	62	68	88	110	96	93
Chromium-Hexavalent	mg/L	NA	NA	NA	NA	NA	NA	NA	NA
Chromium-Total	mg/L	NA	NA	NA	NA	NA	NA	NA	NA
Cobalt	mg/L	NA	NA	NA	NA	NA	NA	NA	NA
Copper	mg/L	NA	NA	NA	NA	NA	NA	NA	NA
Iron	mg/L	NA	NA	NA	NA	NA	NA	NA	NA
Lead	mg/L	NA	NA	NA	NA	NA	NA	NA	NA
Magnesium	mg/L	11	9.3	9.4	10	13	17	15	14
Manganese	mg/L	NA	NA	NA	NA	NA	NA	NA	NA
Mercury	mg/L	NA	NA	NA	NA	NA	NA	NA	NA
Molybdenum	mg/L	NA	NA	NA	NA	NA	NA	NA	NA
Nickel	mg/L	NA	NA	NA	NA	NA	NA	NA	NA
Phosphorus	mg/L	NA	NA	NA	NA	NA	NA	NA	NA
Potassium	mg/L	NA	NA	NA	NA	NA	NA	NA	NA
Selenium	mg/L	NA	NA	NA	NA	NA	NA	NA	NA
Silver	mg/L	NA	NA	NA	NA	NA	NA	NA	NA
Sodium	mg/L	11	10	9.8	11	12	15	13	10
Thallium	mg/L	NA	NA	NA	NA	NA	NA	NA	NA
Tin	mg/L	NA	NA	NA	NA	NA	NA	NA	NA
Vanadium	mg/L	NA	NA	NA	NA	NA	NA	NA	NA
Zinc	mg/L	NA	NA	NA	NA	NA	NA	NA	NA
VOLATILE ORGANIC COMPOUNDS									
1,1-Dichloroethane	µg/L	0.11	0.11	0.11	0.11	0.11	0.11	0.11	0.11
1,1,2-Trichloroethane	µg/L	0.16	0.16	0.16	0.16	0.16	0.16	**0.25**	0.16
Acetone	µg/L	4.6	4.6	4.6	4.6	4.6	4.6	4.6	4.6
Benzene	µg/L	0.083	0.083	0.083	0.083	0.083	0.083	0.083	0.083
Bromomethane	µg/L	0.25	0.25	0.25	0.25	0.25	0.25	0.25	0.25
Carbon Disulfide	µg/L	0.38	0.38	0.38	0.38	0.38	0.38	0.38	0.38
Chloroform	µg/L	0.12	0.12	0.12	**0.14**	0.73	0.85	**0.29**	**0.30**
Chloromethane	µg/L	0.14	0.14	0.14	0.14	0.14	0.14	0.14	0.14
cis-1,2-Dichloroethene	µg/L	0.085	0.085	0.085	0.085	0.085	0.085	0.085	0.085
Dibromochloromethane	µg/L	0.13	0.13	0.13	0.13	0.13	0.13	0.13	0.13
Dichlorodifluoromethane	µg/L	0.59	0.099	**0.29**	0.58	0.54	**0.47**	0.84	**0.42**
Methylene Chloride	µg/L	0.48	0.48	0.48	0.48	0.48	0.48	0.48	0.48
Naphthalene	µg/L	0.36	0.36	0.36	0.36	0.36	0.36	0.54	0.36
Tetrachloroethene	µg/L	3.2	1.8	1.9	3.1	7.2	5.3	4.5	4.0
Toluene	µg/L	0.093	0.093	0.093	0.093	0.093	0.093	0.093	0.093
Trichloroethene	µg/L	0.085	0.085	0.085	0.085	0.085	0.085	0.085	0.085
Trichlorofluoromethane	µg/L	0.77	0.53	0.50	0.67	0.84	0.56	0.64	0.59
SEMI-VOLATILE ORGANIC COMPOUNDS									
2-Chlorophenol	µg/L	NA	NA	NA	NA	NA	NA	NA	NA
bis(2-Ethylhexyl) Phthalate	µg/L	NA	NA	NA	NA	NA	NA	NA	NA
Di-n-Butylphthalate	µg/L	NA	NA	NA	NA	NA	NA	NA	NA
Diethylphthalate	µg/L	NA	NA	NA	NA	NA	NA	NA	NA
Dimethylphthalate	µg/L	NA	NA	NA	NA	NA	NA	NA	NA
HERBICIDES, PESTICIDES & PCBs: ND									

[EA] (Extended analysis) - Appendix I and Appendix II constituents analyzed. Other monitoring periods analyzed for routine monitoring parameters. Only detected compounds included above.

TABLE 5-10 (CONT'D)
MID-VALLEY SANITARY LANDFILL
HISTORICAL SUMMARY - MONITORING WELL F-8

ANALYTE	UNITS	Nov 2014	Feb 2015	May 2015	MED.	AVG.	STD, DEV.	MIN.	MAX.
FIELD PARAMETERS									
Dissolved Oxygen (DO)	mg/L	4.38	6.33	5.35	5.79	5.71	2.11	0.4	11.0
Oxidation-Reduction Potential	mV	174	183	197	174	199	92.3	92	412
pH	units	6.75	6.60	6.47	7.20	7.20	0.421	5.69	8.0
Specific Conductance	µmhos/cm	457	1100	1420	380	437	200	200	1420
Temperature	C°	24.00	23.95	23.93	22.0	21.6	2.16	14	26
Turbidity	NTU	37.9	7.2	10.2	13.9	33.0	50.2	0	199.3
GENERAL CHEMISTRY									
Alkalinity, Total	mg/L	NA	NA	190	145	152	22.7	130	200
Anions	meq/L	NA	NA	4.5	3.65	3.75	0.586	3.03	5.0
Bicarbonate Alkalinity	mg/L	NA	NA	190	170	171	17.9	146	210
Carbonate Alkalinity	mg/L	NA	NA	NA	NC	NC	NC	NC	NC
Cations	meq/L	NA	NA	4.5	4.15	4.31	1.07	2.48	6.6
Chemical Oxygen Demand (COD)	mg/L	NA	NA	**6.8**	9.00	15.5	15.8	3.0	51
Chloride	mg/L	5.8	4.2	3.3	4.00	4.36	1.49	2	7.6
Cyanide	mg/L	NA	NA	0.0014	NC	NC	NC	NC	NC
Electrical Conductivity	umhos/cm	NA	NA	NA	467	467	0.0	467	467
Fluoride	mg/L	NA	NA	0.27	0.300	0.324	0.110	0.152	0.6
Hardness	mg/L	NA	NA	200	176	182	35.4	138	280
Hydroxide Alkalinity	mg/L	NA	NA	4.1	NC	NC	NC	NC	NC
Nitrate (as N)	mg/L	5.2	4.0	3.0	2.91	3.46	1.97	0.36	8.5
ortho-Phosphate Phosphorus	mg/L	NA	NA	0.081[5]	0.0560	0.0610	0.0552	0.01	0.18
Perchlorate	mg/L	0.00045	0.0013	0.0013	NC	NC	NC	0.00011	**0.00068**
Phenols, Total	mg/L	NA	NA	0.01	0.00800	0.0170	0.0164	0.0049	0.038
Sulfate	mg/L	22	19	19	19.5	20.1	4.74	7.3	44
Sulfide	mg/L	NA	NA	0.050	NC	NC	NC	NC	NC
Total Dissolved Solids (TDS)	mg/L	330	290	250	240	267	155	140	1300
Total Organic Carbon (TOC)	mg/L	NA	NA	0.30	1.55	4.63	8.33	0.30	32
Total Organic Halides (TOX)	mg/L	NA	NA	0.02	0.00500	0.0105	0.0122	0.003	0.007
METALS									
Aluminum	mg/L	NA	NA	0.550	0.120	0.163	0.152	0.01	0.55
Antimony	mg/L	NA	NA	0.0085	NC	NC	NC	0.0001	0.0065
Arsenic	mg/L	NA	NA	0.0078	0.00400	0.0369	0.0655	**0.00062**	0.140
Barium	mg/L	NA	NA	0.034	0.100	0.114	0.0865	**0.017**	0.246
Beryllium	mg/L	NA	NA	0.0005	NC	NC	NC	0.0004	**0.004**
Boron	mg/L	NA	NA	**0.021**[5]	0.200	0.163	0.105	**0.014**	0.38
Cadmium	mg/L	NA	NA	0.0011	0.00100	0.00238	0.00495	0.0001	0.002
Calcium	mg/L	88	61	65	58.0	64.0	33.1	32.6	360
Chromium-Hexavalent	mg/L	NA	NA	NA	NC	NC	NC	**0.0053**	**0.0053**
Chromium-Total	mg/L	NA	NA	**0.0053**	0.0100	0.0358	0.0556	0.0010	0.165
Cobalt	mg/L	NA	NA	0.0013	0.00400	0.0175	0.0215	0.0001	0.044
Copper	mg/L	NA	NA	**0.0079**[5]	0.0300	0.0245	0.0164	**0.00024**	0.048
Iron	mg/L	NA	NA	0.790	0.100	0.679	1.49	0.0050	5.400
Lead	mg/L	NA	NA	0.004	0.0105	0.0442	0.0674	0.0001	0.063
Magnesium	mg/L	14	9.3	10	8.79	12.2	30.2	4.08	310
Manganese	mg/L	NA	NA	0.053	0.0200	0.0730	0.211	0.0007	0.170
Mercury	mg/L	NA	NA	0.000033	0.000200	0.00187	0.00462	**0.000022**	0.0137
Molybdenum	mg/L	NA	NA	**0.0019**	0.00900	0.0167	0.0237	**0.0019**	0.011
Nickel	mg/L	NA	NA	**0.0052**	0.00900	0.0149	0.0161	0.0007	0.017
Phosphorus	mg/L	NA	NA	**0.031**	0.100	0.274	0.376	0.02	0.25
Potassium	mg/L	NA	NA	2.8	2.80	3.21	1.06	2.0	3.7
Selenium	mg/L	NA	NA	0.015	0.00400	0.0276	0.0739	0.00028	**0.043**
Silver	mg/L	NA	NA	0.0019	NC	NC	NC	0.0001	0.012
Sodium	mg/L	12	9.4	10	9.70	14.2	42.8	6.25	440
Thallium	mg/L	NA	NA	0.024	NC	NC	NC	NC	NC
Tin	mg/L	NA	NA	0.0067	NC	NC	NC	NC	NC
Vanadium	mg/L	NA	NA	**0.003**	0.00700	0.0256	0.0632	**0.0018**	0.013
Zinc	mg/L	NA	NA	**0.0025**	0.0200	0.0270	0.0280	0.0003	0.10
VOLATILE ORGANIC COMPOUNDS									
1,1-Dichloroethane	µg/L	0.11	0.11	0.11	0.170	0.223	0.155	0.060	**0.29**
1,1,2-Trichloroethane	µg/L	0.16	0.16	0.16	0.160	0.169	0.0284	0.16	**0.25**
Acetone	µg/L	4.6	4.6	4.6	NC	NC	NC	NC	NC
Benzene	µg/L	0.083	0.083	0.083	NC	NC	NC	NC	NC
Bromomethane	µg/L	0.25	0.25	0.25	NC	NC	NC	0.060	0.6
Carbon Disulfide	µg/L	0.38	0.38	0.38	NC	NC	NC	NC	NC
Chloroform	µg/L	0.12	0.12	0.12	NC	NC	NC	0.042	0.85
Chloromethane	µg/L	0.14	0.14	0.14	NC	NC	NC	NC	NC
cis-1,2-Dichloroethene	µg/L	0.085	0.085	0.085	NC	NC	NC	0.062	0.57
Dibromochloromethane	µg/L	0.13	0.13	0.13	NC	NC	NC	NC	NC
Dichlorodifluoromethane	µg/L	**0.40**	**0.22**	0.099	0.500	0.958	1.47	0.08	8.0
Methylene Chloride	µg/L	0.48	0.48	0.48	NC	NC	NC	0.067	13
Naphthalene	µg/L	0.36	0.36	0.36	NC	NC	NC	0.36	0.54
Tetrachloroethene	µg/L	3.0	2.5	2.1	0.640	1.42	1.81	0.08	8.5
Toluene	µg/L	0.093	0.093	0.093	NC	NC	NC	0.042	2.0
Trichloroethene	µg/L	0.085	0.085	0.085	NC	NC	NC	0.05	**0.42**
Trichlorofluoromethane	µg/L	**0.45**	**0.44**	**0.35**	0.320	0.448	0.392	0.05	2.30
SEMI-VOLATILE ORGANIC COMPOUNDS									
2-Chlorophenol	µg/L	NA	NA	0.37	1.00	2.14	2.55	0.20	1.7
bis(2-Ethylhexyl) Phthalate	µg/L	NA	NA	3.0	3.00	3.46	1.57	NC	NC
Di-n-Butylphthalate	µg/L	NA	NA	0.39	NC	NC	NC	NC	NC
Diethylphthalate	µg/L	NA	NA	0.33	NC	NC	NC	0.33	1.6
Dimethylphthalate	µg/L	NA	NA	0.39	NC	NC	NC	NC	NC
HERBICIDES, PESTICIDES & PCBs: ND									

[EA] (Extended analysis) - Appendix I and Appendix II constituents analyzed. Other monitoring periods analyzed for routine monitoring parameters. Only detected compounds included above.

TABLE 5-11
MID-VALLEY SANITARY LANDFILL
HISTORICAL SUMMARY - MONITORING WELL F-9

ANALYTE	UNITS	Jun 1994	Aug 1994	Dec [EA] 1994	Mar 1995	May 1995	Aug 1995	Nov 1995	Feb 1996	May 1996	Jul 1996
FIELD PARAMETERS											
Dissolved Oxygen	mg/L	NA	NA	NA	NA	NA	NA	NA	NA	NA	NA
Oxidation-Reduction Potential	mV	NA	NA	NA	NA	NA	NA	NA	NA	NA	NA
pH	units	NA	NA	7.66	7.65	7.71	7.68	7.44	7.81	7.77	7.26
Specific Conductance	µmhos/cm	NA	NA	165	368	415	362	333	348	327	353
Temperature	C°	NA	NA	19	17	13	16	16	NA	NA	NA
Turbidity	NTU	NA	NA	NA	NA	NA	NA	NA	NA	NA	NA
GENERAL CHEMISTRY											
Alkalinity, Total	mg/L	139	139	148	NA	NA	NA	NA	NA	NA	NA
Anions	meq/L	3.65	3.54	3.4	NA	NA	NA	NA	NA	NA	NA
Bicarbonate Alkalinity	mg/L	170	170	148	NA	NA	NA	NA	NA	NA	NA
Biological Oxygen Demand (BOD)	mg/L	NA	NA	NA	NA	NA	NA	NA	NA	NA	NA
Carbonate Alkalinity	mg/L	1.0	1.0	NA	NA	NA	NA	NA	NA	NA	NA
Cations	meq/L	3.36	4.17	4.73	NA	NA	NA	NA	NA	NA	NA
Chemical Oxygen Demand (COD)	mg/L	8.0	8.0	3.0	NA	NA	NA	NA	NA	NA	NA
Chloride	mg/L	5.0	3.0	6.0	6.0	6.0	6.0	10.00	4.0	3.0	12
Cyanide	mg/L	NA	NA	NA	NA	NA	NA	NA	NA	NA	NA
Electrical Conductivity	umhos/cm	NA	NA	NA	NA	NA	NA	NA	NA	NA	NA
Fluoride	mg/L	0.4	0.5	**0.278**	NA	NA	NA	NA	NA	NA	NA
Hardness	mg/L	169	158	165	165	187	170	174	163	138	152
Hydroxide Alkalinity	mg/L	1	1	5	NA	NA	NA	NA	NA	NA	NA
Nitrate (as N)	mg/L	2.03	2.03	1.26	1.46	1.83	1.71	0.760	2.2	2.3	1.7
ortho-Phosphate Phosphorus	mg/L	NA	NA	0.06	NA	NA	NA	NA	NA	NA	NA
Perchlorate	mg/L	NA	NA	NA	NA	NA	NA	NA	NA	NA	NA
Phenols, Total	mg/L	NA	NA	NA	NA	NA	NA	NA	NA	NA	NA
Sulfate	mg/L	28	25	27.0	26.2	24.0	23.0	22.0	21	18	24.3
Sulfide	mg/L	NA	NA	NA	NA	NA	NA	NA	NA	NA	NA
Total Dissolved Solids (TDS)	mg/L	216	226	218	206	204	266	215	200	205	198
Total Organic Carbon (TOC)	mg/L	4.0	0.50	1.0	NA	NA	NA	NA	NA	NA	NA
Total Organic Halides (TOX)	mg/L	0.005	**0.006**	**0.006**	NA	NA	NA	NA	NA	NA	NA
Total Oxygen Demand (TOD)	mg/L	NA	NA	NA	NA	NA	NA	NA	NA	NA	NA
METALS											
Aluminum	mg/L	0.08	NA	0.076	NA	NA	NA	NA	NA	NA	NA
Antimony	mg/L	0.05	NA	0.005	NA	NA	NA	NA	NA	NA	NA
Arsenic	mg/L	0.003	NA	**0.0028**	NA	NA	NA	NA	NA	NA	NA
Barium	mg/L	0.021	NA	0.226	NA	NA	NA	NA	NA	NA	NA
Beryllium	mg/L	0.0003	NA	0.0005	NA	NA	NA	NA	NA	NA	NA
Boron	mg/L	0.1	0.1	0.02	NA	NA	NA	NA	NA	NA	NA
Cadmium	mg/L	0.0003	NA	**0.00037**	NA	NA	NA	NA	NA	NA	NA
Calcium	mg/L	39	54	67.8	61.3	66.5	58.5	60.0	54.0	52.0	51.3
Chromium-Hexavalent	mg/L	0.05	NA	0.01	NA	NA	NA	NA	NA	NA	NA
Chromium-Total	mg/L	0.01	NA	0.0014	NA	NA	NA	NA	NA	NA	NA
Cobalt	mg/L	0.01	NA	0.001	NA	NA	NA	NA	NA	NA	NA
Copper	mg/L	0.005	NA	0.03	NA	NA	NA	NA	NA	NA	NA
Iron	mg/L	0.11	0.02	0.07	0.07	0.07	0.07	0.450	0.006	0.006	1.48
Lead	mg/L	0.03	NA	0.001	NA	NA	NA	NA	NA	NA	NA
Magnesium	mg/L	6.3	8.4	9.74	8.63	7.30	7.55	8.60	7.90	7.90	7.36
Manganese	mg/L	0.001	0.004	0.05	0.05	0.05	0.05	0.05	0.0012	0.0012	0.0185
Mercury	mg/L	0.0002	NA	0.0002	NA	NA	NA	NA	NA	NA	NA
Molybdenum	mg/L	0.01	NA	0.0054	NA	NA	NA	NA	NA	NA	NA
Nickel	mg/L	0.015	NA	0.005	NA	NA	NA	NA	NA	NA	NA
Phosphorus	mg/L	0.04	0.14	**0.08**	NA	NA	NA	NA	NA	NA	NA
Potassium	mg/L	7.6	3.3	2.67	3.10	2.26	2.15	2.60	2.4	2.0	2.42
Selenium	mg/L	0.004	NA	0.004	NA	NA	NA	NA	NA	NA	NA
Silver	mg/L	0.004	NA	0.003	NA	NA	NA	NA	NA	NA	NA
Sodium	mg/L	16	16	10.5	8.26	7.21	8.89	9.00	9.70	8.30	10.7
Thallium	mg/L	0.06	NA	0.001	NA	NA	NA	NA	NA	NA	NA
Tin	mg/L	NA	NA	NA	NA	NA	NA	NA	NA	NA	NA
Vanadium	mg/L	0.005	NA	0.02	NA	NA	NA	NA	NA	NA	NA
Zinc	mg/L	0.002	0.002	0.01	0.01	0.01	0.01	0.040	0.003	0.003	0.069
VOLATILE ORGANIC COMPOUNDS											
Benzene	µg/L	NR	0.2	0.60	**0.48**	0.11	0.11	0.11	0.20	0.20	0.24
Carbon Disulfide	µg/L	NA	NA	NA	NA	NA	NA	NA	NA	NA	NA
Chloromethane	µg/L	0.5	0.5	0.34	0.34	0.34	0.34	0.34	0.20	0.20	0.29
cis-1,2-Dichloroethene	µg/L	NA	NA	NA	NA	NA	NA	NA	NA	NA	NA
Dichlorodifluoromethane	µg/L	NA	0.35	2.6	1.1	2.8	1.6	1.3	**0.6**	**0.6**	1.4
Methylene Chloride	µg/L	0.7	0.2	**1.46**[(5)]	0.17	0.17	**0.28**[(5)]	0.17	1.2	1.2	0.28
p+m-Xylenes	µg/L	NR	0.35	NA	0.14	0.14	0.14	0.14	NA	NA	0.76
Tetrachloroethene	µg/L	1.8	1.0	1.3	**0.4**	0.9	0.16	**0.42**	0.30	1.0	**0.28**
Toluene	µg/L	0.07	0.2	**0.39**	**0.31**	0.10	0.10	0.10	0.70	0.70	0.27
Trichloroethene	µg/L	0.05	0.2	0.31	0.31	0.31	0.31	0.31	0.30	0.30	0.19
Trichlorofluoromethane	µg/L	0.05	0.5	**0.76**	0.23	0.23	0.23	0.23	0.20	0.20	0.30
Vinyl Chloride	µg/L	0.2	0.35	0.38	0.38	0.38	0.38	0.38	0.20	0.20	0.35
SEMI-VOLATILE ORGANIC COMPOUNDS											
bis(2-Ethylhexyl) Phthalate	µg/L	NR	NA	**2.9**[(5)]	NA	NA	NA	NA	NA	NA	NA
Dimethylphthalate	µg/L	NR	NA	**7.4**[(5)]	NA	NA	NA	NA	NA	NA	NA
HERBICIDES, PESTICIDES & PCBs: ND											

[EA] (Extended analysis) - Appendix I and Appendix II constituents analyzed. Other monitoring periods analyzed for routine monitoring parameters. Only detected compounds included above.

TABLE 5-11 (CONT'D)
MID-VALLEY SANITARY LANDFILL
HISTORICAL SUMMARY - MONITORING WELL F-9

ANALYTE	UNITS	Oct 1996	Feb 1997	Apr 1997	Jul 1997	Oct 1997	Jan 1998	Apr 1998	Jul 1998	Oct 1998	Jan 1999
FIELD PARAMETERS											
Dissolved Oxygen	mg/L	NA	7.3	NA	NA	NA	NA	NA	NA	NA	7.3
Oxidation-Reduction Potential	mV	NA	NA	NA	NA	NA	NA	NA	NA	NA	NA
pH	units	7.15	7.2	7.24	6.8	7.57	7.60	7.2	7.3	7.5	7.44
Specific Conductance	µmhos/cm	344	338	321	339	NA	NA	NA	NA	NA	NA
Temperature	C°	NA	NA	NA	NA	NA	NA	NA	NA	NA	16
Turbidity	NTU	NA	NA	NA	NA	NA	NA	NA	NA	NA	NA
GENERAL CHEMISTRY											
Alkalinity, Total	mg/L	NA	NA	NA	NA	NA	NA	NA	NA	NA	NA
Anions	meq/L	NA	NA	NA	NA	NA	NA	NA	NA	NA	NA
Bicarbonate Alkalinity	mg/L	NA	134	NA	NA	NA	NA	NA	NA	NA	NA
Biological Oxygen Demand (BOD)	mg/L	NA	2.0	NA	NA	NA	NA	NA	NA	NA	NA
Carbonate Alkalinity	mg/L	NA	5.0	NA	NA	NA	NA	NA	NA	NA	NA
Cations	meq/L	NA	NA	NA	NA	NA	NA	NA	NA	NA	NA
Chemical Oxygen Demand (COD)	mg/L	NA	NA	NA	NA	NA	NA	NA	NA	NA	NA
Chloride	mg/L	6.0	6.0	6.0	6.0	6.0	6.0	6.0	6.0	6.0	**2.7**
Cyanide	mg/L	NA	NA	NA	NA	NA	NA	NA	NA	NA	NA
Electrical Conductivity	umhos/cm	NA	NA	NA	NA	NA	NA	NA	NA	NA	NA
Fluoride	mg/L	NA	NA	NA	NA	NA	NA	NA	NA	NA	NA
Hardness	mg/L	150	156	154	NA	NA	NA	NA	NA	NA	NA
Hydroxide Alkalinity	mg/L	NA	NA	NA	NA	NA	NA	NA	NA	NA	NA
Nitrate (as N)	mg/L	1.78	2.9	1.53	0.94	1.72	1.81	1.7	1.6	1.5	1.7
ortho-Phosphate Phosphorus	mg/L	NA	NA	NA	NA	NA	NA	NA	NA	NA	NA
Perchlorate	mg/L	NA	NA	NA	NA	0.0016	NA	NA	NA	NA	NA
Phenols, Total	mg/L	NA	NA	NA	NA	NA	NA	NA	NA	NA	NA
Sulfate	mg/L	21.7	20	21.9	23	25	22	24	21	20	21
Sulfide	mg/L	NA	NA	NA	NA	NA	NA	NA	NA	NA	NA
Total Dissolved Solids (TDS)	mg/L	184	210	210	222	218	234	204	214	214	198
Total Organic Carbon (TOC)	mg/L	NA	4.1	NA	NA	NA	NA	NA	NA	NA	NA
Total Organic Halides (TOX)	mg/L	NA	0.010	NA	NA	NA	NA	NA	NA	NA	NA
Total Oxygen Demand (TOD)	mg/L	NA	2.0	NA	NA	NA	NA	NA	NA	NA	NA
METALS											
Aluminum	mg/L	NA	NA	NA	NA	NA	NA	NA	NA	NA	NA
Antimony	mg/L	NA	NA	NA	NA	NA	NA	NA	NA	NA	NA
Arsenic	mg/L	NA	NA	NA	NA	NA	NA	NA	NA	NA	NA
Barium	mg/L	NA	NA	NA	NA	NA	NA	NA	NA	NA	NA
Beryllium	mg/L	NA	NA	NA	NA	NA	NA	NA	NA	NA	NA
Boron	mg/L	NA	NA	NA	NA	NA	NA	NA	NA	NA	NA
Cadmium	mg/L	NA	NA	NA	NA	NA	NA	NA	NA	NA	NA
Calcium	mg/L	48.2	46	42	54	60	55	58	57	65	54
Chromium-Hexavalent	mg/L	NA	NA	NA	NA	NA	NA	NA	NA	NA	NA
Chromium-Total	mg/L	NA	NA	NA	NA	NA	NA	NA	NA	NA	NA
Cobalt	mg/L	NA	NA	NA	NA	NA	NA	NA	NA	NA	NA
Copper	mg/L	NA	NA	NA	NA	NA	NA	NA	NA	NA	NA
Iron	mg/L	0.10	0.10	0.06	NA	NA	NA	NA	NA	NA	NA
Lead	mg/L	NA	NA	NA	NA	NA	NA	NA	NA	NA	NA
Magnesium	mg/L	7.14	7.2	7.4	7.6	8.7	7.7	7.3	7.2	10	8.5
Manganese	mg/L	0.00015	0.03	0.02	NA	NA	NA	NA	NA	NA	NA
Mercury	mg/L	NA	NA	NA	NA	NA	NA	NA	NA	NA	NA
Molybdenum	mg/L	NA	NA	NA	NA	NA	NA	NA	NA	NA	NA
Nickel	mg/L	NA	NA	NA	NA	NA	NA	NA	NA	NA	NA
Phosphorus	mg/L	NA	NA	NA	NA	NA	NA	NA	NA	NA	NA
Potassium	mg/L	2.39	1.3	4.1	NA	NA	NA	NA	NA	NA	NA
Selenium	mg/L	NA	NA	NA	NA	NA	NA	NA	NA	NA	NA
Silver	mg/L	NA	NA	NA	NA	NA	NA	NA	NA	NA	NA
Sodium	mg/L	8.53	4.4	7.6	9.4	9.6	8.2	11	9.5	10	10
Thallium	mg/L	NA	NA	NA	NA	NA	NA	NA	NA	NA	NA
Tin	mg/L	NA	NA	NA	NA	NA	NA	NA	NA	NA	NA
Vanadium	mg/L	NA	NA	NA	NA	NA	NA	NA	NA	NA	NA
Zinc	mg/L	**0.029**	**0.036**	**0.037**	NA	NA	NA	NA	NA	NA	NA
VOLATILE ORGANIC COMPOUNDS											
Benzene	µg/L	0.24	0.24	0.24	0.16	0.16	0.16	0.16	0.16	0.16	0.16
Carbon Disulfide	µg/L	NA	NA	NA	NA	NA	NA	NA	NA	NA	NA
Chloromethane	µg/L	0.29	0.29	0.29	0.23	0.23	0.23	0.23	0.23	0.23	0.23
cis-1,2-Dichloroethene	µg/L	NA	NA	NA	0.12	0.12	0.12	0.12	0.12	0.12	0.12
Dichlorodifluoromethane	µg/L	1.1	0.29	**0.46**	0.22	**0.22**	0.22	**0.33**	**0.38**	**0.25**	**0.23**
Methylene Chloride	µg/L	0.28	0.28	0.28	0.21	0.21	0.21	0.21	0.21	0.21	0.21
p+m-Xylenes	µg/L	0.76	0.76	0.76	0.28	0.28	**0.35**[(6)]	0.28	0.28	0.28	0.28
Tetrachloroethene	µg/L	**0.23**	**0.30**	0.17	0.32	0.32	0.32	0.32	0.32	0.32	0.32
Toluene	µg/L	0.27	0.27	0.27	0.12	0.12	0.5[(5)]	**0.15**	0.12	0.12	**0.22**[(5)]
Trichloroethene	µg/L	0.19	0.19	0.19	0.17	0.17	0.17	0.17	0.17	0.17	0.17
Trichlorofluoromethane	µg/L	0.30	0.30	0.30	0.25	0.25	0.25	0.25	0.25	0.25	0.25
Vinyl Chloride	µg/L	0.35	0.35	0.35	0.24	0.24	0.24	0.24	0.24	0.24	0.24
SEMI-VOLATILE ORGANIC COMPOUNDS											
bis(2-Ethylhexyl) Phthalate	µg/L	NA	NA	NA	NA	NA	NA	NA	NA	NA	NA
Dimethylphthalate	µg/L	NA	NA	NA	NA	NA	NA	NA	NA	NA	NA
HERBICIDES, PESTICIDES & PCBs: ND											

[EA] (Extended analysis) - Appendix I and Appendix II constituents analyzed. Other monitoring periods analyzed for routine monitoring parameters. Only detected compounds included above.

TABLE 5-11 (CONT'D)
MID-VALLEY SANITARY LANDFILL
HISTORICAL SUMMARY - MONITORING WELL F-9

ANALYTE	UNITS	Apr 1999	Jul 1999	Oct 1999	Jan 2000	Apr 2000	Jul 2000	Oct[EA] 2000	Jan 2001	Apr 2001	Jul 2001
FIELD PARAMETERS											
Dissolved Oxygen	mg/L	6.1	5.8	5.9	6.2	6.7	10.2	5.4	5.3	4.7	2.0
Oxidation-Reduction Potential	mV	NA	NA	NA	NA	NA	NA	NA	NA	NA	NA
pH	units	7.4	7.7	7.7	7.8	7.6	7.7	7.8	7.8	6.5	7.3
Specific Conductance	µmhos/cm	NA	NA	NA	NA	180	300	340	300	300	320
Temperature	C°	19	21	21	19	20	19	19	19	19	21
Turbidity	NTU	NA	NA	NA	NA	1	2	1	0	0	0
GENERAL CHEMISTRY											
Alkalinity, Total	mg/L	NA	NA	NA	NA	NA	NA	140	NA	NA	NA
Anions	meq/L	NA	NA	NA	NA	NA	NA	3.35	NA	NA	NA
Bicarbonate Alkalinity	mg/L	NA	NA	NA	NA	NA	NA	170	NA	NA	NA
Biological Oxygen Demand (BOD)	mg/L	NA	NA	NA	NA	NA	NA	NA	NA	NA	NA
Carbonate Alkalinity	mg/L	NA	NA	NA	NA	NA	NA	2	NA	NA	NA
Cations	meq/L	NA	NA	NA	NA	NA	NA	3.48	NA	NA	NA
Chemical Oxygen Demand (COD)	mg/L	NA	NA	NA	NA	NA	NA	11	NA	NA	NA
Chloride	mg/L	**3.6**	3	3	3	3	3	3	3	3	3
Cyanide	mg/L	NA	NA	NA	NA	NA	NA	0.006	NA	NA	NA
Electrical Conductivity	umhos/cm	NA	NA	NA	NA	NA	NA	NA	NA	NA	NA
Fluoride	mg/L	NA	NA	NA	NA	NA	NA	0.4	NA	NA	NA
Hardness	mg/L	NA	NA	NA	NA	NA	NA	150	NA	NA	NA
Hydroxide Alkalinity	mg/L	NA	NA	NA	NA	NA	NA	2	NA	NA	NA
Nitrate (as N)	mg/L	0.97	1.8	1.8	1.7	1.6	1.9	1.4	1.5	1.6	1.5
ortho-Phosphate Phosphorus	mg/L	NA	NA	NA	NA	NA	NA	**0.02**	NA	NA	NA
Perchlorate	mg/L	NA	NA	NA	NA	NA	NA	NA	NA	NA	NA
Phenols, Total	mg/L	NA	NA	NA	NA	NA	NA	NA	NA	NA	NA
Sulfate	mg/L	19	21	20	21	21	23	21	23	21	20
Sulfide	mg/L	NA	NA	NA	NA	NA	NA	0.2	NA	NA	NA
Total Dissolved Solids (TDS)	mg/L	214	190	190	220	200	210	200	220	200	230
Total Organic Carbon (TOC)	mg/L	NA	NA	NA	NA	NA	NA	3.3	NA	NA	NA
Total Organic Halides (TOX)	mg/L	NA	NA	NA	NA	NA	NA	0.005	NA	NA	NA
Total Oxygen Demand (TOD)	mg/L	NA	NA	NA	NA	NA	NA	NA	NA	NA	NA
METALS											
Aluminum	mg/L	NA	NA	NA	NA	NA	NA	NA	NA	NA	NA
Antimony	mg/L	NA	NA	NA	NA	NA	NA	0.0001	NA	NA	NA
Arsenic	mg/L	NA	NA	NA	NA	NA	NA	**0.0011**	NA	NA	NA
Barium	mg/L	NA	NA	NA	NA	NA	NA	**0.017**	NA	NA	NA
Beryllium	mg/L	NA	NA	NA	NA	NA	NA	0.0004	NA	NA	NA
Boron	mg/L	NA	NA	NA	NA	NA	NA	**0.012**	NA	NA	NA
Cadmium	mg/L	NA	NA	NA	NA	NA	NA	0.0001	NA	NA	NA
Calcium	mg/L	56	47	49	52	46	55	49	49	46	54
Chromium-Hexavalent	mg/L	NA	NA	NA	NA	NA	NA	NA	NA	NA	NA
Chromium-Total	mg/L	NA	NA	NA	NA	NA	NA	**0.0034**	NA	NA	NA
Cobalt	mg/L	NA	NA	NA	NA	NA	NA	0.0001	NA	NA	NA
Copper	mg/L	NA	NA	NA	NA	NA	NA	**0.00030**	NA	NA	NA
Iron	mg/L	NA	NA	NA	NA	NA	NA	0.010	NA	NA	NA
Lead	mg/L	NA	NA	NA	NA	NA	NA	0.0001	NA	NA	NA
Magnesium	mg/L	8.5	7	7	7	7	8	7	7	7	7
Manganese	mg/L	NA	NA	NA	NA	NA	NA	0.00009	NA	NA	NA
Mercury	mg/L	NA	NA	NA	NA	NA	NA	0.0004	NA	NA	NA
Molybdenum	mg/L	NA	NA	NA	NA	NA	NA	NA	NA	NA	NA
Nickel	mg/L	NA	NA	NA	NA	NA	NA	0.0007	NA	NA	NA
Phosphorus	mg/L	NA	NA	NA	NA	NA	NA	**0.03**	NA	NA	NA
Potassium	mg/L	NA	NA	NA	NA	NA	NA	3	NA	NA	NA
Selenium	mg/L	NA	NA	NA	NA	NA	NA	0.0009	NA	NA	NA
Silver	mg/L	NA	NA	NA	NA	NA	NA	0.0001	NA	NA	NA
Sodium	mg/L	8.6	9	9	9	9	10	9	8	8	9
Thallium	mg/L	NA	NA	NA	NA	NA	NA	0.00006	NA	NA	NA
Tin	mg/L	NA	NA	NA	NA	NA	NA	0.00008	NA	NA	NA
Vanadium	mg/L	NA	NA	NA	NA	NA	NA	**0.0028**	NA	NA	NA
Zinc	mg/L	NA	NA	NA	NA	NA	NA	**0.0036**	NA	NA	NA
VOLATILE ORGANIC COMPOUNDS											
Benzene	µg/L	0.16	0.15	0.15	0.15	0.24	0.18	0.18	0.18	0.18	0.18
Carbon Disulfide	µg/L	NA	0.42	0.42	0.42	0.44	0.26	0.26	0.26	0.26	0.26
Chloromethane	µg/L	0.23	0.48	0.48	0.48	0.45	0.30	0.30	0.30	0.30	0.30
cis-1,2-Dichloroethene	µg/L	0.12	0.19	0.19	0.19	0.48	0.18	0.18	0.18	0.18	0.18
Dichlorodifluoromethane	µg/L	0.22	**0.4**	0.24	0.24	0.48	1.5	0.22	0.22	0.22	**0.35**
Methylene Chloride	µg/L	0.21	0.27	0.27	0.27	0.42	0.27	0.27	0.27	0.27	0.27
p+m-Xylenes	µg/L	0.28	0.50	0.50	0.50	0.39	0.30	0.30	0.30	0.30	0.30
Tetrachloroethene	µg/L	3.3	0.34	0.34	0.34	0.48	**0.46**	0.086	0.086	0.086	0.086
Toluene	µg/L	0.12	0.14	0.14	0.14	0.24	0.22	0.22	0.22	0.22	0.22
Trichloroethene	µg/L	**0.27**	0.17	0.17	0.17	0.35	0.27	0.27	0.27	0.27	0.27
Trichlorofluoromethane	µg/L	**0.40**	0.43	0.43	0.43	0.14	0.23	0.23	0.23	0.23	0.23
Vinyl Chloride	µg/L	0.24	0.38	0.38	0.38	0.40	0.25	0.25	0.25	0.25	0.25
SEMI-VOLATILE ORGANIC COMPOUNDS											
bis(2-Ethylhexyl) Phthalate	µg/L	NA	NA	NA	NA	NA	NA	**3.9**[(5)]	NA	NA	NA
Dimethylphthalate	µg/L	NA	NA	NA	NA	NA	NA	**1.6**[(5)]	NA	NA	NA
HERBICIDES, PESTICIDES & PCBs: ND											

[EA] (Extended analysis) - Appendix I and Appendix II constituents analyzed. Other monitoring periods analyzed for routine monitoring parameters. Only detected compounds included above.

TABLE 5-11 (CONT'D)
MID-VALLEY SANITARY LANDFILL
HISTORICAL SUMMARY - MONITORING WELL F-9

ANALYTE	UNITS	Oct 2001	Jan 2002	Apr 2002	Jul 2002	Oct 2002	Jan 2003	Apr 2003	Jul 2003	Oct 2003	Jan 2004
FIELD PARAMETERS											
Dissolved Oxygen	mg/L	7.5	3.8	11.1	8.4	9.7	8.9	3.9	3.6	1.4	2.4
Oxidation-Reduction Potential	mV	NA	NA	NA	NA	NA	NA	NA	NA	NA	NA
pH	units	7.4	6.9	7.8	7.2	7.3	7.2	7.4	7.2	7.4	7.2
Specific Conductance	µmhos/cm	300	290	370	330	320	290	440	290	380	400
Temperature	C°	20.3	20	19.6	20	19.7	20.2	20	22	21.2	21
Turbidity	NTU	0	2	0	0	0	0	0	0	0	0
GENERAL CHEMISTRY											
Alkalinity, Total	mg/L	NA	NA	NA	NA	NA	NA	NA	NA	NA	NA
Anions	meq/L	NA	NA	NA	NA	NA	NA	NA	NA	NA	NA
Bicarbonate Alkalinity	mg/L	NA	NA	NA	NA	NA	NA	NA	NA	NA	NA
Biological Oxygen Demand (BOD)	mg/L	NA	NA	NA	NA	NA	NA	NA	NA	NA	NA
Carbonate Alkalinity	mg/L	NA	NA	NA	NA	NA	NA	NA	NA	NA	NA
Cations	meq/L	NA	NA	NA	NA	NA	NA	NA	NA	NA	NA
Chemical Oxygen Demand (COD)	mg/L	NA	NA	NA	NA	NA	NA	NA	NA	NA	NA
Chloride	mg/L	3	3	3.1	2.1	2.2	2.2	2.4	2.2	2.3	2.4
Cyanide	mg/L	NA	NA	NA	NA	NA	NA	NA	NA	NA	NA
Electrical Conductivity	umhos/cm	NA	NA	NA	NA	NA	NA	NA	NA	NA	NA
Fluoride	mg/L	NA	NA	NA	NA	NA	NA	NA	NA	NA	NA
Hardness	mg/L	NA	NA	NA	NA	NA	NA	NA	NA	NA	NA
Hydroxide Alkalinity	mg/L	NA	NA	NA	NA	NA	NA	NA	NA	NA	NA
Nitrate (as N)	mg/L	1.6	1.3	1.4	1.5	1.5	1.6	0.79	1.23	1.79	1.64
ortho-Phosphate Phosphorus	mg/L	NA	NA	NA	NA	NA	NA	NA	NA	NA	NA
Perchlorate	mg/L	NA	NA	NA	0.0002	0.00040	0.00040	0.00028	0.00030	0.00030	**0.0028**[(5)]
Phenols, Total	mg/L	NA	NA	NA	NA	NA	NA	NA	NA	NA	NA
Sulfate	mg/L	19	18	20	18	18	20	18	18	19	20
Sulfide	mg/L	NA	NA	NA	NA	NA	NA	NA	NA	NA	NA
Total Dissolved Solids (TDS)	mg/L	210	200	210	160	210	210	210	195	190	224
Total Organic Carbon (TOC)	mg/L	NA	NA	NA	NA	NA	NA	NA	NA	NA	NA
Total Organic Halides (TOX)	mg/L	NA	NA	NA	NA	NA	NA	NA	NA	NA	NA
Total Oxygen Demand (TOD)	mg/L	NA	NA	NA	NA	NA	NA	NA	NA	NA	NA
METALS											
Aluminum	mg/L	NA	NA	NA	NA	NA	NA	NA	NA	NA	NA
Antimony	mg/L	NA	NA	NA	NA	NA	NA	NA	NA	NA	NA
Arsenic	mg/L	NA	NA	NA	NA	NA	NA	NA	NA	NA	NA
Barium	mg/L	NA	NA	NA	NA	NA	NA	NA	NA	NA	NA
Beryllium	mg/L	NA	NA	NA	NA	NA	NA	NA	NA	NA	NA
Boron	mg/L	NA	NA	NA	NA	NA	NA	NA	NA	NA	NA
Cadmium	mg/L	NA	NA	NA	NA	NA	NA	NA	NA	NA	NA
Calcium	mg/L	51	47	47	49	47	46	46	48	47	49
Chromium-Hexavalent	mg/L	NA	NA	NA	NA	NA	NA	NA	NA	NA	NA
Chromium-Total	mg/L	NA	NA	NA	NA	NA	NA	NA	NA	NA	NA
Cobalt	mg/L	NA	NA	NA	NA	NA	NA	NA	NA	NA	NA
Copper	mg/L	NA	NA	NA	NA	NA	NA	NA	NA	NA	NA
Iron	mg/L	NA	NA	NA	NA	NA	NA	NA	NA	NA	NA
Lead	mg/L	NA	NA	NA	NA	NA	NA	NA	NA	NA	NA
Magnesium	mg/L	6	6	6.6	6.6	6.7	6.7	6.8	6.7	6.7	7
Manganese	mg/L	NA	NA	NA	NA	NA	NA	NA	NA	NA	NA
Mercury	mg/L	NA	NA	NA	NA	NA	NA	NA	NA	NA	NA
Molybdenum	mg/L	NA	NA	NA	NA	NA	NA	NA	NA	NA	NA
Nickel	mg/L	NA	NA	NA	NA	NA	NA	NA	NA	NA	NA
Phosphorus	mg/L	NA	NA	NA	NA	NA	NA	NA	NA	NA	NA
Potassium	mg/L	NA	NA	NA	NA	NA	NA	NA	NA	NA	NA
Selenium	mg/L	NA	NA	NA	NA	NA	NA	NA	NA	NA	NA
Silver	mg/L	NA	NA	NA	NA	NA	NA	NA	NA	NA	NA
Sodium	mg/L	9	9	8.7	8.2	8.7	8.6	8.7	8.8	8.1	8.8
Thallium	mg/L	NA	NA	NA	NA	NA	NA	NA	NA	NA	NA
Tin	mg/L	NA	NA	NA	NA	NA	NA	NA	NA	NA	NA
Vanadium	mg/L	NA	NA	NA	NA	NA	NA	NA	NA	NA	NA
Zinc	mg/L	NA	NA	NA	NA	NA	NA	NA	NA	NA	NA
VOLATILE ORGANIC COMPOUNDS											
Benzene	µg/L	0.18	0.18	0.28	0.28	0.14	0.14	0.14	0.035	0.035	0.039
Carbon Disulfide	µg/L	2.3[(5)]	0.26	0.36	0.36	0.36	0.36	0.36	0.28	0.28	0.15
Chloromethane	µg/L	0.30	0.30	0.26	0.26	0.36	0.36	0.36	0.056	0.056	0.044
cis-1,2-Dichloroethene	µg/L	0.18	0.18	0.34	0.34	0.18	0.18	0.18	0.070	0.070	0.062
Dichlorodifluoromethane	µg/L	0.6	0.22	0.36	0.36	0.18	0.18	0.18	0.042	0.042	0.15
Methylene Chloride	µg/L	0.27	0.27	0.52	0.52	0.15	0.15	0.15	0.12	0.12	0.13
p+m-Xylenes	µg/L	0.30	0.30	0.39	0.39	0.36	0.36	0.36	0.088	0.088	0.11
Tetrachloroethene	µg/L	0.086	0.086	0.21	0.21	0.17	0.17	0.17	**0.070**	0.049	0.099
Toluene	µg/L	0.22	0.22	0.27	0.27	0.22	0.22	0.22	0.042	0.042	0.048
Trichloroethene	µg/L	0.27	0.27	0.25	0.25	0.50	0.50	0.71	0.092	0.092	0.066
Trichlorofluoromethane	µg/L	0.23	0.23	0.54	0.54	0.16	0.16	0.16	0.050	0.050	0.061
Vinyl Chloride	µg/L	0.25	0.25	0.32	0.32	0.13	0.13	0.13	0.092	0.092	0.11
SEMI-VOLATILE ORGANIC COMPOUNDS											
bis(2-Ethylhexyl) Phthalate	µg/L	NA	NA	NA	NA	NA	NA	NA	NA	NA	NA
Dimethylphthalate	µg/L	NA	NA	NA	NA	NA	NA	NA	NA	NA	NA
HERBICIDES, PESTICIDES & PCBs: ND											

[EA] (Extended analysis) - Appendix I and Appendix II constituents analyzed. Other monitoring periods analyzed for routine monitoring parameters. Only detected compounds included above.

TABLE 5-11 (CONT'D)
MID-VALLEY SANITARY LANDFILL
HISTORICAL SUMMARY - MONITORING WELL F-9

ANALYTE	UNITS	Mar-04 Retest	Mar-04 Retest	Apr 2004	Jul 2004	Oct 2004	Jan 2005	Apr[EA] 2005	Jul [R] 2005	Oct 2005	Nov [R1] 2005
FIELD PARAMETERS											
Dissolved Oxygen	mg/L	2.7	7.3	4.0	9.1	9.2	7.9	8.1	6.4	3.7	7.6
Oxidation-Reduction Potential	mV	NA	NA	NA	NA	NA	NA	NA	NA	NA	NA
pH	units	6.8	7.2	7.2	7.0	7.0	6.6	7.4	7.5	7.2	7.2
Specific Conductance	µmhos/cm	340	300	420	360	370	310	330	280	320	320
Temperature	C°	19	19	23	20.6	22.8	19.4	18.8	21	21	21
Turbidity	NTU	0	0	0	78	32	37	0	0	0	0
GENERAL CHEMISTRY											
Alkalinity, Total	mg/L	NA	NA	NA	NA	NA	NA	140	NA	NA	NA
Anions	meq/L	NA	NA	NA	NA	NA	NA	3.5	NA	NA	NA
Bicarbonate Alkalinity	mg/L	NA	NA	NA	NA	NA	NA	140	NA	NA	NA
Biological Oxygen Demand (BOD)	mg/L	NA	NA	NA	NA	NA	NA	NA	NA	NA	NA
Carbonate Alkalinity	mg/L	NA	NA	NA	NA	NA	NA	2.5	NA	NA	NA
Cations	meq/L	NA	NA	NA	NA	NA	NA	3.5	NA	NA	NA
Chemical Oxygen Demand (COD)	mg/L	NA	NA	NA	NA	NA	NA	25	NA	NA	NA
Chloride	mg/L	NA	NA	2.6	2.7	3.0	2.7	2.9	2.8	2.8	NA
Cyanide	mg/L	NA	NA	NA	NA	NA	NA	0.0063	NA	NA	NA
Electrical Conductivity	umhos/cm	NA	NA	NA	NA	NA	NA	NA	NA	NA	NA
Fluoride	mg/L	NA	NA	NA	NA	NA	NA	0.35	NA	NA	NA
Hardness	mg/L	NA	NA	NA	NA	NA	NA	160	NA	NA	NA
Hydroxide Alkalinity	mg/L	NA	NA	NA	NA	NA	NA	2.5	NA	NA	NA
Nitrate (as N)	mg/L	NA	NA	1.80	1.81	1.94	1.93	1.7	1.7	2.0	NA
ortho-Phosphate Phosphorus	mg/L	NA	NA	NA	NA	NA	NA	0.076	NA	NA	NA
Perchlorate	mg/L	0.0003	0.0003	0.00011	0.00011	0.00011	0.00011	0.00011	0.00011	**0.015**[(5)]	0.00011
Phenols, Total	mg/L	NA	NA	NA	NA	NA	NA	0.020	0.0050	NA	NA
Sulfate	mg/L	NA	NA	20	20	21	20	20	20	21	NA
Sulfide	mg/L	NA	NA	NA	NA	NA	NA	0.050	NA	NA	NA
Total Dissolved Solids (TDS)	mg/L	NA	NA	198	220	215	216	220	200	190	NA
Total Organic Carbon (TOC)	mg/L	NA	NA	NA	NA	NA	NA	0.50	NA	NA	NA
Total Organic Halides (TOX)	mg/L	NA	NA	NA	NA	NA	NA	0.020	NA	NA	NA
Total Oxygen Demand (TOD)	mg/L	NA	NA	NA	NA	NA	NA	NA	NA	NA	NA
METALS											
Aluminum	mg/L	NA	NA	NA	NA	NA	NA	NA	NA	NA	NA
Antimony	mg/L	NA	NA	NA	NA	NA	NA	0.00038	NA	NA	NA
Arsenic	mg/L	NA	NA	NA	NA	NA	NA	0.00090	NA	NA	NA
Barium	mg/L	NA	NA	NA	NA	NA	NA	0.020	NA	NA	NA
Beryllium	mg/L	NA	NA	NA	NA	NA	NA	0.0015	NA	NA	NA
Boron	mg/L	NA	NA	NA	NA	NA	NA	**0.046**	NA	NA	NA
Cadmium	mg/L	NA	NA	NA	NA	NA	NA	0.0018	NA	NA	NA
Calcium	mg/L	NA	NA	47	48	49	51	50	49	47	NA
Chromium-Hexavalent	mg/L	NA	NA	NA	NA	NA	NA	NA	NA	NA	NA
Chromium-Total	mg/L	NA	NA	NA	NA	NA	NA	**0.0020**	NA	NA	NA
Cobalt	mg/L	NA	NA	NA	NA	NA	NA	0.0062	NA	NA	NA
Copper	mg/L	NA	NA	NA	NA	NA	NA	**0.0043**	NA	NA	NA
Iron	mg/L	NA	NA	NA	NA	NA	NA	**0.033**	NA	NA	NA
Lead	mg/L	NA	NA	NA	NA	NA	NA	**0.00013**	NA	NA	NA
Magnesium	mg/L	NA	NA	6.9	7	7.2	7.3	7.3	6.9	7.1	NA
Manganese	mg/L	NA	NA	NA	NA	NA	NA	**0.0027**	NA	NA	NA
Mercury	mg/L	NA	NA	NA	NA	NA	NA	0.000048	NA	NA	NA
Molybdenum	mg/L	NA	NA	NA	NA	NA	NA	NA	NA	NA	NA
Nickel	mg/L	NA	NA	NA	NA	NA	NA	0.0023	NA	NA	NA
Phosphorus	mg/L	NA	NA	NA	NA	NA	NA	0.13	NA	NA	NA
Potassium	mg/L	NA	NA	NA	NA	NA	NA	2.3	NA	NA	NA
Selenium	mg/L	NA	NA	NA	NA	NA	NA	0.00028	NA	NA	NA
Silver	mg/L	NA	NA	NA	NA	NA	NA	0.0020	NA	NA	NA
Sodium	mg/L	NA	NA	9	8.9	9.2	9.6	7.9	10	8.9	NA
Thallium	mg/L	NA	NA	NA	NA	NA	NA	0.013	NA	NA	NA
Tin	mg/L	NA	NA	NA	NA	NA	NA	0.00026	NA	NA	NA
Vanadium	mg/L	NA	NA	NA	NA	NA	NA	**0.0034**	NA	NA	NA
Zinc	mg/L	NA	NA	NA	NA	NA	NA	**0.0072**	NA	NA	NA
VOLATILE ORGANIC COMPOUNDS											
Benzene	µg/L	NA	NA	0.060	0.060	0.060	0.057	0.13	0.13	0.13	NA
Carbon Disulfide	µg/L	NA	NA	0.23	0.23	0.23	0.20	0.38	0.38	0.38	NA
Chloromethane	µg/L	NA	NA	0.040	0.040	0.040	0.098	0.17	0.17	0.17	NA
cis-1,2-Dichloroethene	µg/L	NA	NA	0.12	0.12	0.12	0.070	0.19	0.19	0.19	NA
Dichlorodifluoromethane	µg/L	NA	NA	0.11	0.11	0.11	0.11	0.20	0.20	0.20	NA
Methylene Chloride	µg/L	NA	NA	0.17	0.17	0.17	0.067	0.44	0.44	0.44	NA
p+m-Xylenes	µg/L	NA	NA	0.099	0.099	0.099	0.076	NA	0.26	0.26	NA
Tetrachloroethene	µg/L	NA	NA	0.092	0.092	0.092	0.13	0.15	0.15	0.15	NA
Toluene	µg/L	NA	NA	0.063	0.063	0.063	0.083	0.15	0.15	0.15	NA
Trichloroethene	µg/L	NA	NA	0.070	0.070	0.070	0.075	0.18	0.18	0.18	NA
Trichlorofluoromethane	µg/L	NA	NA	0.060	0.060	0.060	0.060	0.20	0.20	0.20	NA
Vinyl Chloride	µg/L	NA	NA	0.057	0.057	0.057	0.16	0.16	0.16	0.16	NA
SEMI-VOLATILE ORGANIC COMPOUNDS											
bis(2-Ethylhexyl) Phthalate	µg/L	NA	NA	NA	NA	NA	NA	9.1[(5)]	NA	NA	NA
Dimethylphthalate	µg/L	NA	NA	NA	NA	NA	NA	0.24	NA	NA	NA
HERBICIDES, PESTICIDES & PCBs: ND											

[EA] (Extended analysis) - Appendix I and Appendix II constituents analyzed. Other monitoring periods analyzed for routine monitoring parameters. Only detected compounds included above.

TABLE 5-11 (CONT'D)
MID-VALLEY SANITARY LANDFILL
HISTORICAL SUMMARY - MONITORING WELL F-9

ANALYTE	UNITS	Nov [R1] 2005	Jan 2006	Apr 2006	Jul 2006	Oct 2006	Jan 2007	Apr 2007	Jul 2007	Oct 2007	Jan 2008
FIELD PARAMETERS											
Dissolved Oxygen	mg/L	7.3	5.6	5.4	6.0	6.6	0	5.2	3.6	5.3	4.7
Oxidation-Reduction Potential	mV	NA	NA	NA	NA	NA	NA	NA	NA	NA	NA
pH	units	7.4	7.1	7.1	7.2	7.7	7.3	6.6	6.9	7.7	7.5
Specific Conductance	µmhos/cm	320	260	290	350	340	200	640	330	170	250
Temperature	C°	20	21.3	21.3	20.1	21.7	21.1	22.6	21.4	21.7	21
Turbidity	NTU	0	0	0	0	0	557	20.8	9.2	0	0
GENERAL CHEMISTRY											
Alkalinity, Total	mg/L	NA	NA	NA	NA	NA	NA	NA	NA	NA	NA
Anions	meq/L	NA	NA	NA	NA	NA	NA	NA	NA	NA	NA
Bicarbonate Alkalinity	mg/L	NA	NA	NA	NA	NA	NA	NA	NA	NA	NA
Biological Oxygen Demand (BOD)	mg/L	NA	NA	NA	NA	NA	NA	NA	NA	NA	NA
Carbonate Alkalinity	mg/L	NA	NA	NA	NA	NA	NA	NA	NA	NA	NA
Cations	meq/L	NA	NA	NA	NA	NA	NA	NA	NA	NA	NA
Chemical Oxygen Demand (COD)	mg/L	NA	NA	NA	NA	NA	NA	NA	NA	NA	NA
Chloride	mg/L	NA	3.0	3.0	2.9	2.9	3.0	3.3	4.2	4.1	4.3
Cyanide	mg/L	NA	NA	NA	NA	NA	NA	NA	NA	NA	NA
Electrical Conductivity	umhos/cm	NA	NA	NA	NA	NA	NA	NA	NA	NA	NA
Fluoride	mg/L	NA	NA	NA	NA	NA	NA	NA	NA	NA	NA
Hardness	mg/L	NA	NA	NA	NA	NA	NA	NA	NA	NA	NA
Hydroxide Alkalinity	mg/L	NA	NA	NA	NA	NA	NA	NA	NA	NA	NA
Nitrate (as N)	mg/L	NA	2.0	2.1	0.59	1.0	1.0	1.5	2.2	2.0	1.9
ortho-Phosphate Phosphorus	mg/L	NA	NA	NA	NA	NA	NA	NA	NA	NA	NA
Perchlorate	mg/L	0.00011	0.00046	0.00046	0.00046	0.00046	0.00046	0.00046	0.00046	0.00046	0.00030
Phenols, Total	mg/L	NA	NA	NA	NA	NA	NA	NA	NA	NA	NA
Sulfate	mg/L	NA	21	21	20	20	18	20	19	19	19
Sulfide	mg/L	NA	NA	NA	NA	NA	NA	NA	NA	NA	NA
Total Dissolved Solids (TDS)	mg/L	NA	210	220	200	200	180	200	210	250	230
Total Organic Carbon (TOC)	mg/L	NA	NA	NA	NA	NA	NA	NA	NA	NA	NA
Total Organic Halides (TOX)	mg/L	NA	NA	NA	NA	NA	NA	NA	NA	NA	NA
Total Oxygen Demand (TOD)	mg/L	NA	NA	NA	NA	NA	NA	NA	NA	NA	NA
METALS											
Aluminum	mg/L	NA	NA	NA	NA	NA	NA	NA	NA	NA	NA
Antimony	mg/L	NA	NA	NA	NA	NA	NA	NA	NA	NA	NA
Arsenic	mg/L	NA	NA	NA	NA	NA	NA	NA	NA	NA	NA
Barium	mg/L	NA	NA	NA	NA	NA	NA	NA	NA	NA	NA
Beryllium	mg/L	NA	NA	NA	NA	NA	NA	NA	NA	NA	NA
Boron	mg/L	NA	NA	NA	NA	NA	NA	NA	NA	NA	NA
Cadmium	mg/L	NA	NA	NA	NA	NA	NA	NA	NA	NA	NA
Calcium	mg/L	NA	47	49	48	48	52	49	63	56	55
Chromium-Hexavalent	mg/L	NA	NA	NA	NA	NA	NA	NA	NA	NA	NA
Chromium-Total	mg/L	NA	NA	NA	NA	NA	NA	NA	NA	NA	NA
Cobalt	mg/L	NA	NA	NA	NA	NA	NA	NA	NA	NA	NA
Copper	mg/L	NA	NA	NA	NA	NA	NA	NA	NA	NA	NA
Iron	mg/L	NA	NA	NA	NA	NA	NA	NA	NA	NA	NA
Lead	mg/L	NA	NA	NA	NA	NA	NA	NA	NA	NA	NA
Magnesium	mg/L	NA	6.9	7.0	7.1	7.1	7.7	7.4	9.3	8.8	7.8
Manganese	mg/L	NA	NA	NA	NA	NA	NA	NA	NA	NA	NA
Mercury	mg/L	NA	NA	NA	NA	NA	NA	NA	NA	NA	NA
Molybdenum	mg/L	NA	NA	NA	NA	NA	NA	NA	NA	NA	NA
Nickel	mg/L	NA	NA	NA	NA	NA	NA	NA	NA	NA	NA
Phosphorus	mg/L	NA	NA	NA	NA	NA	NA	NA	NA	NA	NA
Potassium	mg/L	NA	NA	NA	NA	NA	NA	NA	NA	NA	NA
Selenium	mg/L	NA	NA	NA	NA	NA	NA	NA	NA	NA	NA
Silver	mg/L	NA	NA	NA	NA	NA	NA	NA	NA	NA	NA
Sodium	mg/L	NA	8.9	9.3	9.2	8.8	9.9	8.5	10	11	9.0
Thallium	mg/L	NA	NA	NA	NA	NA	NA	NA	NA	NA	NA
Tin	mg/L	NA	NA	NA	NA	NA	NA	NA	NA	NA	NA
Vanadium	mg/L	NA	NA	NA	NA	NA	NA	NA	NA	NA	NA
Zinc	mg/L	NA	NA	NA	NA	NA	NA	NA	NA	NA	NA
VOLATILE ORGANIC COMPOUNDS											
Benzene	µg/L	NA	0.13	0.13	0.13	0.14	0.13	0.14	0.12	0.12	0.18
Carbon Disulfide	µg/L	NA	0.38	0.38	0.38	0.44	0.38	0.24	0.24	0.24	0.40
Chloromethane	µg/L	NA	0.17	0.17	**0.26**[(5)]	0.14	0.17	0.072	0.14	0.14	0.20
cis-1,2-Dichloroethene	µg/L	NA	0.19	0.19	0.19	0.20	0.19	0.13	0.11	0.11	0.32
Dichlorodifluoromethane	µg/L	NA	0.20	0.20	0.20	0.17	0.20	**0.16**	1.2	1.2	1.3
Methylene Chloride	µg/L	NA	0.44	0.44	0.44	0.16	0.44	0.16	0.16	0.16	0.27
p+m-Xylenes	µg/L	NA	0.26	0.26	0.26	0.23	0.26	0.23	0.21	0.21	0.42
Tetrachloroethene	µg/L	NA	0.15	0.15	0.15	0.18	0.15	**0.19**	1.6	1.2	1.4
Toluene	µg/L	NA	0.15	0.15	0.15	0.12	0.15	0.12	0.12	0.12	0.14
Trichloroethene	µg/L	NA	0.18	0.18	0.18	0.18	0.18	0.13	0.13	0.13	0.20
Trichlorofluoromethane	µg/L	NA	0.20	0.20	0.20	0.13	0.20	0.14	**0.34**	0.14	**0.33**
Vinyl Chloride	µg/L	NA	0.16	0.16	**0.23**	**0.17**	**0.21**	0.14	0.14	0.14	0.16
SEMI-VOLATILE ORGANIC COMPOUNDS											
bis(2-Ethylhexyl) Phthalate	µg/L	NA	NA	NA	NA	NA	NA	NA	NA	NA	NA
Dimethylphthalate	µg/L	NA	NA	NA	NA	NA	NA	NA	NA	NA	NA
HERBICIDES, PESTICIDES & PCBs: ND											

[EA] (Extended analysis) - Appendix I and Appendix II constituents analyzed. Other monitoring periods analyzed for routine monitoring parameters. Only detected compounds included above.

TABLE 5-11 (CONT'D)
MID-VALLEY SANITARY LANDFILL
HISTORICAL SUMMARY - MONITORING WELL F-9

ANALYTE	UNITS	Apr 2008	Jul 2008	Oct 2008	Jan 2009	Apr 2009	Jul 2009	Oct 2009	Nov [R1] 2009	Nov [R2] 2009	Dec [R1] 2009
FIELD PARAMETERS											
Dissolved Oxygen	mg/L	0.5	1.4	2.9	5.8	6.3	5.3	5.4	2.0	2.0	1.6
Oxidation-Reduction Potential	mV	NA	NA	NA	NA	NA	NA	NA	NA	NA	NA
pH	units	7.11	7.10	7.12	7.08	6.8	7.04	7.09	5.70	5.70	6.84
Specific Conductance	µmhos/cm	340	340	346	320	308	335	359	350	350	361
Temperature	C°	21	21.3	22.1	19.6	20.6	21.0	20.5	21.7	21.7	19.7
Turbidity	NTU	61.7	15.3	1.2	22.4	41.6	95	100	10.2	10.2	5.3
GENERAL CHEMISTRY											
Alkalinity, Total	mg/L	NA	NA	NA	NA	NA	NA	NA	NA	NA	NA
Anions	meq/L	NA	NA	NA	NA	NA	NA	NA	NA	NA	NA
Bicarbonate Alkalinity	mg/L	NA	NA	NA	NA	NA	NA	NA	NA	NA	NA
Biological Oxygen Demand (BOD)	mg/L	NA	NA	NA	NA	NA	NA	NA	NA	NA	NA
Carbonate Alkalinity	mg/L	NA	NA	NA	NA	NA	NA	NA	NA	NA	NA
Cations	meq/L	NA	NA	NA	NA	NA	NA	NA	NA	NA	NA
Chemical Oxygen Demand (COD)	mg/L	NA	NA	NA	NA	NA	NA	NA	NA	NA	NA
Chloride	mg/L	3.4	3.5	3.8	3.3	5.5	3.4	3.1	NA	NA	NA
Cyanide	mg/L	NA	NA	NA	NA	NA	NA	NA	NA	NA	NA
Electrical Conductivity	umhos/cm	NA	NA	NA	NA	NA	NA	NA	NA	NA	NA
Fluoride	mg/L	NA	NA	NA	NA	NA	NA	NA	NA	NA	NA
Hardness	mg/L	NA	NA	NA	NA	NA	NA	NA	NA	NA	NA
Hydroxide Alkalinity	mg/L	NA	NA	NA	NA	NA	NA	NA	NA	NA	NA
Nitrate (as N)	mg/L	2.4	2.4	2.5	2.1[e]	2.2	2.5	2.3	NA	NA	NA
ortho-Phosphate Phosphorus	mg/L	NA	NA	NA	NA	NA	NA	NA	NA	NA	NA
Perchlorate	mg/L	0.00030	0.00030	0.00030	0.002	0.00035	0.00035	**0.0012**	0.00035[e]	0.00035[e]	0.00035
Phenols, Total	mg/L	NA	NA	NA	NA	NA	NA	NA	NA	NA	NA
Sulfate	mg/L	20	19	21	20	20	19	19	NA	NA	NA
Sulfide	mg/L	NA	NA	NA	NA	NA	NA	NA	NA	NA	NA
Total Dissolved Solids (TDS)	mg/L	240	230	220	210	210	230	240	NA	NA	NA
Total Organic Carbon (TOC)	mg/L	NA	NA	NA	NA	NA	NA	NA	NA	NA	NA
Total Organic Halides (TOX)	mg/L	NA	NA	NA	NA	NA	NA	NA	NA	NA	NA
Total Oxygen Demand (TOD)	mg/L	NA	NA	NA	NA	NA	NA	NA	NA	NA	NA
METALS											
Aluminum	mg/L	NA	NA	NA	NA	NA	NA	NA	NA	NA	NA
Antimony	mg/L	NA	NA	NA	NA	NA	NA	NA	NA	NA	NA
Arsenic	mg/L	NA	NA	NA	NA	NA	NA	NA	NA	NA	NA
Barium	mg/L	NA	NA	NA	NA	NA	NA	NA	NA	NA	NA
Beryllium	mg/L	NA	NA	NA	NA	NA	NA	NA	NA	NA	NA
Boron	mg/L	NA	NA	NA	NA	NA	NA	NA	NA	NA	NA
Cadmium	mg/L	NA	NA	NA	NA	NA	NA	NA	NA	NA	NA
Calcium	mg/L	52	50	44	50	51	52	50	NA	NA	NA
Chromium-Hexavalent	mg/L	NA	NA	NA	NA	NA	NA	NA	NA	NA	NA
Chromium-Total	mg/L	NA	NA	NA	NA	NA	NA	NA	NA	NA	NA
Cobalt	mg/L	NA	NA	NA	NA	NA	NA	NA	NA	NA	NA
Copper	mg/L	NA	NA	NA	NA	NA	NA	NA	NA	NA	NA
Iron	mg/L	NA	NA	NA	NA	NA	NA	NA	NA	NA	NA
Lead	mg/L	NA	NA	NA	NA	NA	NA	NA	NA	NA	NA
Magnesium	mg/L	7.9	7.5	6.7	7.4	7.6	7.9	7.6	NA	NA	NA
Manganese	mg/L	NA	NA	NA	NA	NA	NA	NA	NA	NA	NA
Mercury	mg/L	NA	NA	NA	NA	NA	NA	NA	NA	NA	NA
Molybdenum	mg/L	NA	NA	NA	NA	NA	NA	NA	NA	NA	NA
Nickel	mg/L	NA	NA	NA	NA	NA	NA	NA	NA	NA	NA
Phosphorus	mg/L	NA	NA	NA	NA	NA	NA	NA	NA	NA	NA
Potassium	mg/L	NA	NA	NA	NA	NA	NA	NA	NA	NA	NA
Selenium	mg/L	NA	NA	NA	NA	NA	NA	NA	NA	NA	NA
Silver	mg/L	NA	NA	NA	NA	NA	NA	NA	NA	NA	NA
Sodium	mg/L	9.1	8.9	8.1	9.3	9.4	9.8	9.3	NA	NA	NA
Thallium	mg/L	NA	NA	NA	NA	NA	NA	NA	NA	NA	NA
Tin	mg/L	NA	NA	NA	NA	NA	NA	NA	NA	NA	NA
Vanadium	mg/L	NA	NA	NA	NA	NA	NA	NA	NA	NA	NA
Zinc	mg/L	NA	NA	NA	NA	NA	NA	NA	NA	NA	NA
VOLATILE ORGANIC COMPOUNDS											
Benzene	µg/L	0.32	0.18	0.18	0.18	0.18	0.18	0.18	NA	NA	NA
Carbon Disulfide	µg/L	0.40	0.40	0.40	0.40	0.40	0.40	0.40	NA	NA	NA
Chloromethane	µg/L	0.35	0.20	0.20	0.20	0.20	0.20	0.20	NA	NA	NA
cis-1,2-Dichloroethene	µg/L	0.32	0.32	0.32	0.32	0.32	0.32	0.32	NA	NA	NA
Dichlorodifluoromethane	µg/L	0.65	0.22	**0.38**	0.22	0.22	0.22	0.21	NA	NA	NA
Methylene Chloride	µg/L	0.27	0.27	0.27	0.27	0.27	0.27	0.28	NA	NA	NA
p+m-Xylenes	µg/L	0.46	0.42	0.42	0.42	0.42	0.42	0.42	NA	NA	NA
Tetrachloroethene	µg/L	0.87	0.60	0.60	0.28	0.28	0.28	0.28	NA	NA	NA
Toluene	µg/L	0.24	0.12	0.12	0.12	0.12	0.12	0.12	NA	NA	NA
Trichloroethene	µg/L	0.19	0.16	0.16	0.16	0.16	0.16	0.13	NA	NA	NA
Trichlorofluoromethane	µg/L	0.28	0.22	0.22	0.22	0.22	0.22	0.22	NA	NA	NA
Vinyl Chloride	µg/L	0.34	0.16	0.16	0.16	0.16	0.16	0.16	NA	NA	NA
SEMI-VOLATILE ORGANIC COMPOUNDS											
bis(2-Ethylhexyl) Phthalate	µg/L	NA	NA	NA	NA	NA	NA	NA	NA	NA	NA
Dimethylphthalate	µg/L	NA	NA	NA	NA	NA	NA	NA	NA	NA	NA
HERBICIDES, PESTICIDES & PCBs: ND											

[EA] (Extended analysis) - Appendix I and Appendix II constituents analyzed. Other monitoring periods analyzed for routine monitoring parameters. Only detected compounds included above.

TABLE 5-11 (CONT'D)
MID-VALLEY SANITARY LANDFILL
HISTORICAL SUMMARY - MONITORING WELL F-9

ANALYTE	UNITS	Dec [R2] 2009	Jan 2010	Apr 2010	Jul 2010	Oct[EA] 2010	Jan 2011	Apr 2011	Jul 2011	Oct 2011	Jan 2012
FIELD PARAMETERS											
Dissolved Oxygen	mg/L	1.6	3.3	5.6	4.2	1.3	2.4	3.1	4.4	3.6	7.1
Oxidation-Reduction Potential	mV	NA	NA	NA	155	159	93	179	338	142	113
pH	units	6.84	7.03	6.97	6.88	7.05	7.15	6.97	6.95	7.05	7.29
Specific Conductance	µmhos/cm	361	341	360	338	340	345	339	346	348	347
Temperature	C°	19.7	22.1	20.8	21.4	20.2	20.0	20.2	21.4	20.5	18.4
Turbidity	NTU	5.3	1.1	6.9	1.1	11	5.9	8.4	24.7	9.1	2.2
GENERAL CHEMISTRY											
Alkalinity, Total	mg/L	NA	NA	NA	NA	140	NA	NA	NA	NA	NA
Anions	meq/L	NA	NA	NA	NA	3.3	NA	NA	NA	NA	NA
Bicarbonate Alkalinity	mg/L	NA	NA	NA	NA	140	NA	NA	NA	NA	NA
Biological Oxygen Demand (BOD)	mg/L	NA	NA	NA	NA	NA	NA	NA	NA	NA	NA
Carbonate Alkalinity	mg/L	NA	NA	NA	NA	NA	NA	NA	NA	NA	NA
Cations	meq/L	NA	NA	NA	NA	3.6	NA	NA	NA	NA	NA
Chemical Oxygen Demand (COD)	mg/L	NA	NA	NA	NA	**6.7**	NA	NA	NA	NA	NA
Chloride	mg/L	NA	3.1	3.2	2.9	2.8	3.0	2.9	2.7	3.2	3.2
Cyanide	mg/L	NA	NA	NA	NA	0.0016	NA	NA	NA	NA	NA
Electrical Conductivity	umhos/cm	NA	NA	NA	NA	323	NA	NA	NA	NA	NA
Fluoride	mg/L	NA	NA	NA	NA	0.40	NA	NA	NA	NA	NA
Hardness	mg/L	NA	NA	NA	NA	160	NA	NA	NA	NA	NA
Hydroxide Alkalinity	mg/L	NA	NA	NA	NA	4.1	NA	NA	NA	NA	NA
Nitrate (as N)	mg/L	NA	2.1	2.3	2.0	1.8	2.1	2.1	2.1	2.2	2.1
ortho-Phosphate Phosphorus	mg/L	NA	NA	NA	NA	0.052	NA	NA	NA	NA	NA
Perchlorate	mg/L	0.00035	0.00035	0.00035	0.00035	0.00061	0.00061	0.00061	0.00061	0.00027	0.00027
Phenols, Total	mg/L	NA	NA	NA	NA	0.0049	NA	NA	NA	NA	NA
Sulfate	mg/L	NA	18	19	18	19	19	18	17	18	18
Sulfide	mg/L	NA	NA	NA	NA	0.050	NA	NA	NA	NA	NA
Total Dissolved Solids (TDS)	mg/L	NA	230	200	210	210	210	210	230	210	430[E]
Total Organic Carbon (TOC)	mg/L	NA	NA	NA	NA	0.59[(5)]	NA	NA	NA	NA	NA
Total Organic Halides (TOX)	mg/L	NA	NA	NA	NA	0.0034	NA	NA	NA	NA	NA
Total Oxygen Demand (TOD)	mg/L	NA	NA	NA	NA	NA	NA	NA	NA	NA	NA
METALS											
Aluminum	mg/L	NA	NA	NA	NA	0.026	NA	NA	NA	NA	NA
Antimony	mg/L	NA	NA	NA	NA	0.010	NA	NA	NA	NA	NA
Arsenic	mg/L	NA	NA	NA	NA	0.120	NA	NA	NA	NA	NA
Barium	mg/L	NA	NA	NA	NA	0.022	NA	NA	NA	NA	NA
Beryllium	mg/L	NA	NA	NA	NA	0.0010	NA	NA	NA	NA	NA
Boron	mg/L	NA	NA	NA	NA	**0.013[(5)]**	NA	NA	NA	NA	NA
Cadmium	mg/L	NA	NA	NA	NA	0.0010	NA	NA	NA	NA	NA
Calcium	mg/L	NA	53	51	51	51	49	50	51	52	52
Chromium-Hexavalent	mg/L	NA	NA	NA	NA	NA	NA	NA	NA	NA	NA
Chromium-Total	mg/L	NA	NA	NA	NA	0.0010	NA	NA	NA	NA	NA
Cobalt	mg/L	NA	NA	NA	NA	0.0050	NA	NA	NA	NA	NA
Copper	mg/L	NA	NA	NA	NA	0.0023	NA	NA	NA	NA	NA
Iron	mg/L	NA	NA	NA	NA	0.0050	NA	NA	NA	NA	NA
Lead	mg/L	NA	NA	NA	NA	**0.0056**	NA	NA	NA	NA	NA
Magnesium	mg/L	NA	8.2	7.6	7.6	7.4	7.5	7.7	7.9	7.6	7.8
Manganese	mg/L	NA	NA	NA	NA	0.0010	NA	NA	NA	NA	NA
Mercury	mg/L	NA	NA	NA	NA	0.000017	NA	NA	NA	NA	NA
Molybdenum	mg/L	NA	NA	NA	NA	NA	NA	NA	NA	NA	NA
Nickel	mg/L	NA	NA	NA	NA	0.0012	NA	NA	NA	NA	NA
Phosphorus	mg/L	NA	NA	NA	NA	0.016	NA	NA	NA	NA	NA
Potassium	mg/L	NA	NA	NA	NA	2.5	NA	NA	NA	NA	NA
Selenium	mg/L	NA	NA	NA	NA	0.011	NA	NA	NA	NA	NA
Silver	mg/L	NA	NA	NA	NA	0.0011	NA	NA	NA	NA	NA
Sodium	mg/L	NA	10	9.4	10	10	9.5	9.8	9.6	9.1	9.4
Thallium	mg/L	NA	NA	NA	NA	0.015	NA	NA	NA	NA	NA
Tin	mg/L	NA	NA	NA	NA	0.0050	NA	NA	NA	NA	NA
Vanadium	mg/L	NA	NA	NA	NA	**0.0025**	NA	NA	NA	NA	NA
Zinc	mg/L	NA	NA	NA	NA	0.0059	NA	NA	NA	NA	NA
VOLATILE ORGANIC COMPOUNDS											
Benzene	µg/L	NA	0.086	0.086	0.083	0.083	0.083	0.083	0.083	0.083	0.083
Carbon Disulfide	µg/L	NA	0.35	0.35	0.38	0.38	0.38	0.38	0.38	0.38	0.38
Chloromethane	µg/L	NA	0.11	0.11	0.14	0.14	0.14	0.14	0.14	0.14	0.14
cis-1,2-Dichloroethene	µg/L	NA	0.11	0.11	0.085	0.085	0.085	0.085	0.085	0.085	0.085
Dichlorodifluoromethane	µg/L	NA	0.11	0.11	0.099	0.099	0.099	0.099	0.099	0.099	0.099
Methylene Chloride	µg/L	NA	0.28	0.50	0.48	0.48	0.48	0.48	0.48	0.48	0.48
p+m-Xylenes	µg/L	NA	0.18	0.18	0.28	0.28	0.28	0.28	0.28	0.28	0.28
Tetrachloroethene	µg/L	NA	**0.14**	**0.17**	**0.17**	**0.14**	0.13	0.13	**0.13[(5)]**	0.13	0.13
Toluene	µg/L	NA	0.093	0.093	0.093	0.093	0.093	0.093	0.093	0.093	0.093
Trichloroethene	µg/L	NA	0.13	0.13	0.085	0.085	0.085	0.085	0.085	0.085	0.085
Trichlorofluoromethane	µg/L	NA	0.11	0.11	0.13	0.13	**0.13**	0.13	0.13	0.13	0.13
Vinyl Chloride	µg/L	NA	0.14	0.14	0.12	0.12	0.12	0.12	0.12	0.12	0.12
SEMI-VOLATILE ORGANIC COMPOUNDS											
bis(2-Ethylhexyl) Phthalate	µg/L	NA	NA	NA	NA	3.0	NA	NA	NA	NA	NA
Dimethylphthalate	µg/L	NA	NA	NA	NA	0.39	NA	NA	NA	NA	NA
HERBICIDES, PESTICIDES & PCBs: ND											

[EA] (Extended analysis) - Appendix I and Appendix II constituents analyzed. Other monitoring periods analyzed for routine monitoring parameters. Only detected compounds included above.

TABLE 5-11 (CONT'D)
MID-VALLEY SANITARY LANDFILL
HISTORICAL SUMMARY - MONITORING WELL F-9

ANALYTE	UNITS	May 2012	Aug 2012	Nov 2012	Feb 2013	May 2013	Aug 2013	Nov 2013	Feb 2014	May 2014
FIELD PARAMETERS										
Dissolved Oxygen	mg/L	8.0	5.9	5.2	5.78	5.58	5.62	5.84	6.39	5.46
Oxidation-Reduction Potential	mV	260	263	212	301	280	155	395	149	191
pH	units	6.95	6.60	6.79	7.58	6.89	6.97	7.17	7.20	7.20
Specific Conductance	µmhos/cm	333	386	353	268	345	351	347	344	297
Temperature	C°	19.50	20.56	19.84	20.86	20.00	20.10	20.71	19.49	19.70
Turbidity	NTU	2.4	0.6	3.4	0.9	5.1	10.2	7.7	7.4	0.0
GENERAL CHEMISTRY										
Alkalinity, Total	mg/L	NA	NA	NA	NA	NA	NA	NA	NA	NA
Anions	meq/L	NA	NA	NA	NA	NA	NA	NA	NA	NA
Bicarbonate Alkalinity	mg/L	NA	NA	NA	NA	NA	NA	NA	NA	NA
Biological Oxygen Demand (BOD)	mg/L	NA	NA	NA	NA	NA	NA	NA	NA	NA
Carbonate Alkalinity	mg/L	NA	NA	NA	NA	NA	NA	NA	NA	NA
Cations	meq/L	NA	NA	NA	NA	NA	NA	NA	NA	NA
Chemical Oxygen Demand (COD)	mg/L	NA	NA	NA	NA	NA	NA	NA	NA	NA
Chloride	mg/L	4.5	5.2	3.5	2.8	3.2	3.1	3.0	3.1	3.5
Cyanide	mg/L	NA	NA	NA	NA	NA	NA	NA	NA	NA
Electrical Conductivity	umhos/cm	NA	NA	NA	NA	NA	NA	NA	NA	NA
Fluoride	mg/L	NA	NA	NA	NA	NA	NA	NA	NA	NA
Hardness	mg/L	NA	NA	NA	NA	NA	NA	NA	NA	NA
Hydroxide Alkalinity	mg/L	NA	NA	NA	NA	NA	NA	NA	NA	NA
Nitrate (as N)	mg/L	2.5	2.5	2.0	2.0	2.1	2.1	2.0	2.0	1.9
ortho-Phosphate Phosphorus	mg/L	NA	NA	NA	NA	NA	NA	NA	NA	NA
Perchlorate	mg/L	0.00081	0.00081	0.00081	0.00081	0.00081	0.00081	0.00081	0.00045	0.00045
Phenols, Total	mg/L	NA	NA	NA	NA	NA	NA	NA	NA	NA
Sulfate	mg/L	18	18	18	17	18	17	17	18	19
Sulfide	mg/L	NA	NA	NA	NA	NA	NA	NA	NA	NA
Total Dissolved Solids (TDS)	mg/L	230	240	220	210	220	220	220	170	210
Total Organic Carbon (TOC)	mg/L	NA	NA	NA	NA	NA	NA	NA	NA	NA
Total Organic Halides (TOX)	mg/L	NA	NA	NA	NA	NA	NA	NA	NA	NA
Total Oxygen Demand (TOD)	mg/L	NA	NA	NA	NA	NA	NA	NA	NA	NA
METALS										
Aluminum	mg/L	NA	NA	NA	NA	NA	NA	NA	NA	NA
Antimony	mg/L	NA	NA	NA	NA	NA	NA	NA	NA	NA
Arsenic	mg/L	NA	NA	NA	NA	NA	NA	NA	NA	NA
Barium	mg/L	NA	NA	NA	NA	NA	NA	NA	NA	NA
Beryllium	mg/L	NA	NA	NA	NA	NA	NA	NA	NA	NA
Boron	mg/L	NA	NA	NA	NA	NA	NA	NA	NA	NA
Cadmium	mg/L	NA	NA	NA	NA	NA	NA	NA	NA	NA
Calcium	mg/L	55	60	53	51	51	52	51	59	51
Chromium-Hexavalent	mg/L	NA	NA	NA	NA	NA	NA	NA	NA	NA
Chromium-Total	mg/L	NA	NA	NA	NA	NA	NA	NA	NA	NA
Cobalt	mg/L	NA	NA	NA	NA	NA	NA	NA	NA	NA
Copper	mg/L	NA	NA	NA	NA	NA	NA	NA	NA	NA
Iron	mg/L	NA	NA	NA	NA	NA	NA	NA	NA	NA
Lead	mg/L	NA	NA	NA	NA	NA	NA	NA	NA	NA
Magnesium	mg/L	8.4	9.3	7.8	7.3	7.5	7.8	7.4	8.5	7.6
Manganese	mg/L	NA	NA	NA	NA	NA	NA	NA	NA	NA
Mercury	mg/L	NA	NA	NA	NA	NA	NA	NA	NA	NA
Molybdenum	mg/L	NA	NA	NA	NA	NA	NA	NA	NA	NA
Nickel	mg/L	NA	NA	NA	NA	NA	NA	NA	NA	NA
Phosphorus	mg/L	NA	NA	NA	NA	NA	NA	NA	NA	NA
Potassium	mg/L	NA	NA	NA	NA	NA	NA	NA	NA	NA
Selenium	mg/L	NA	NA	NA	NA	NA	NA	NA	NA	NA
Silver	mg/L	NA	NA	NA	NA	NA	NA	NA	NA	NA
Sodium	mg/L	10	10	10	9.5	9.0	9.6	10	11	9.5
Thallium	mg/L	NA	NA	NA	NA	NA	NA	NA	NA	NA
Tin	mg/L	NA	NA	NA	NA	NA	NA	NA	NA	NA
Vanadium	mg/L	NA	NA	NA	NA	NA	NA	NA	NA	NA
Zinc	mg/L	NA	NA	NA	NA	NA	NA	NA	NA	NA
VOLATILE ORGANIC COMPOUNDS										
Benzene	µg/L	0.083	0.083	0.083	0.083	0.083	0.083	0.083	0.083	0.083
Carbon Disulfide	µg/L	0.38	0.38	0.38	0.38	0.38	0.38	0.38	0.38	0.38
Chloromethane	µg/L	0.14	0.14	0.14	0.14	0.14	0.14	0.14	0.14	0.14
cis-1,2-Dichloroethene	µg/L	**0.15**	0.085	0.085	0.085	0.085	0.085	0.085	0.085	0.085
Dichlorodifluoromethane	µg/L	0.63	0.73	**0.20**	0.099	0.099	**0.14**	0.099	0.099	0.099
Methylene Chloride	µg/L	0.48	0.48	0.48	0.48	0.48	0.48	0.48	0.48	0.48
p+m-Xylenes	µg/L	NA	0.28	0.28	0.28	0.28	0.28	0.28	0.28	0.28
Tetrachloroethene	µg/L	2.3	1.6	0.73	**0.43**	**0.27**	**0.24**	**0.24**	**0.16**	**0.19**
Toluene	µg/L	0.093	0.093	0.093	0.093	0.093	0.093	0.093	0.093	0.093
Trichloroethene	µg/L	**0.12**	**0.090**	0.085	0.085	0.085	0.085	0.085	0.085	0.085
Trichlorofluoromethane	µg/L	**0.38**	**0.43**	**0.17**	0.13	**0.15**	**0.22**	**0.14**	0.13	**0.16**
Vinyl Chloride	µg/L	0.12	0.12	0.12	0.12	0.12	0.12	0.12	0.12	0.12
SEMI-VOLATILE ORGANIC COMPOUNDS										
bis(2-Ethylhexyl) Phthalate	µg/L	NA	NA	NA	NA	NA	NA	NA	NA	NA
Dimethylphthalate	µg/L	NA	NA	NA	NA	NA	NA	NA	NA	NA
HERBICIDES, PESTICIDES & PCBs: ND										

[EA] (Extended analysis) - Appendix I and Appendix II constituents analyzed. Other monitoring periods analyzed for routine monitoring parameters. Only detected compounds included above.

TABLE 5-11 (CONT'D)
MID-VALLEY SANITARY LANDFILL
HISTORICAL SUMMARY - MONITORING WELL F-9

ANALYTE	UNITS	Aug 2014	Nov 2014	Feb 2015	May 2015	MED.	AVG.	STD. DEV.	MIN.	MAX.
FIELD PARAMETERS										
Dissolved Oxygen	mg/L	5.05	4.69	5.82	6.40	5.46	5.27	2.49	0	11.1
Oxidation-Reduction Potential	mV	96	163	154	187	171	203	91.6	93	395
pH	units	5.88	7.07	6.89	6.77	7.20	7.17	0.445	5.70	7.81
Specific Conductance	µmhos/cm	685	275	1070	1010	340	359	153	165	1070
Temperature	C°	21.04	21.37	20.67	20.87	20.5	20.1	1.79	13	23
Turbidity	NTU	20.3	4.4	14.9	2.3	2.00	25.6	93.4	0	557
GENERAL CHEMISTRY										
Alkalinity, Total	mg/L	NA	NA	NA	150	140	143	4.97	139	150
Anions	meq/L	NA	NA	NA	3.7	3.50	3.49	0.164	3.3	3.7
Bicarbonate Alkalinity	mg/L	NA	NA	NA	150	149	153	15.8	134	170
Biological Oxygen Demand (BOD)	mg/L	NA	NA	NA	NA	NC	NC	NC	NC	NC
Carbonate Alkalinity	mg/L	NA	NA	NA	NA	NC	NC	NC	NC	NC
Cations	meq/L	NA	NA	NA	3.6	3.60	3.84	0.561	3.36	4.73
Chemical Oxygen Demand (COD)	mg/L	NA	NA	NA	**4.5**	8.00	10.5	8.63	3.0	25
Chloride	mg/L	3.3	3.3	4.3	3.2	3.10	3.87	1.85	2.1	12
Cyanide	mg/L	NA	NA	NA	0.0014	NC	NC	NC	NC	NC
Electrical Conductivity	umhos/cm	NA	NA	NA	NA	323	323	0.0	323	323
Fluoride	mg/L	NA	NA	NA	0.30	0.400	0.378	0.0852	**0.278**	0.5
Hardness	mg/L	NA	NA	NA	160	160	154	36.1	13.7	187
Hydroxide Alkalinity	mg/L	NA	NA	NA	4.1	NC	NC	NC	NC	NC
Nitrate (as N)	mg/L	2.1	2.0	2.9	2.4	1.82	1.82	0.477	0.59	2.9
ortho-Phosphate Phosphorus	mg/L	NA	NA	NA	0.071 (5)	0.0560	0.0507	0.0255	**0.02**	0.076
Perchlorate	mg/L	0.00045	0.00045	0.0013	0.0013	NC	NC	NC	0.00011	**0.0012**
Phenols, Total	mg/L	NA	NA	NA	0.01	NC	NC	NC	0.0049	0.020
Sulfate	mg/L	18	18	18	18	20.0	20.2	2.46	17	28
Sulfide	mg/L	NA	NA	NA	0.050	NC	NC	NC	NC	NC
Total Dissolved Solids (TDS)	mg/L	220	220	240	230	210	214	29.2	160	430
Total Organic Carbon (TOC)	mg/L	NA	NA	NA	0.30	1.00	2.01	1.80	0.30	4.1
Total Organic Halides (TOX)	mg/L	NA	NA	NA	0.02	NC	NC	NC	0.0034	**0.006**
Total Oxygen Demand (TOD)	mg/L	NA	NA	NA	NA	NC	NC	NC	NC	NC
METALS										
Aluminum	mg/L	NA	NA	NA	0.026	0.0510	0.0523	0.0289	0.026	0.08
Antimony	mg/L	NA	NA	NA	0.0085	NC	NC	NC	NC	NC
Arsenic	mg/L	NA	NA	NA	0.0078	0.00290	0.0321	0.0543	0.00090	0.120
Barium	mg/L	NA	NA	NA	0.025	0.0215	0.0718	0.0952	**0.017**	0.226
Beryllium	mg/L	NA	NA	NA	0.0005	NC	NC	NC	NC	NC
Boron	mg/L	NA	NA	NA	**0.013** (5)	0.0460	0.0557	0.0430	**0.012**	0.1
Cadmium	mg/L	NA	NA	NA	0.0011	0.000370	0.000643	0.000601	0.0001	**0.00037**
Calcium	mg/L	55	51	50	51	51.0	51.7	5.51	39	67.8
Chromium-Hexavalent	mg/L	NA	NA	NA	NA	0.0300	0.0278	0.0259	**0.0013**	0.05
Chromium-Total	mg/L	NA	NA	NA	**0.0013**	0.00170	0.00294	0.00302	0.0010	**0.0034**
Cobalt	mg/L	NA	NA	NA	0.0013	NC	NC	NC	NC	NC
Copper	mg/L	NA	NA	NA	**0.0048** (5)	NC	NC	NC	**0.00030**	**0.0043**
Iron	mg/L	NA	NA	NA	0.030	0.0700	0.220	0.455	0.0050	1.48
Lead	mg/L	NA	NA	NA	0.004	NC	NC	NC	0.0001	**0.0056**
Magnesium	mg/L	8.0	7.8	7.5	7.7	7.40	7.54	0.800	6	10
Manganese	mg/L	NA	NA	NA	0.04	0.0185	0.0204	0.0213	0.00009	0.0185
Mercury	mg/L	NA	NA	NA	0.000033	NC	NC	NC	NC	NC
Molybdenum	mg/L	NA	NA	NA	**0.0018**	0.00540	0.00488	0.00338	**0.0018**	0.0054
Nickel	mg/L	NA	NA	NA	0.002	NC	NC	NC	0.0007	0.0023
Phosphorus	mg/L	NA	NA	NA	0.03	0.0400	0.0691	0.0541	0.016	0.14
Potassium	mg/L	NA	NA	NA	2.4	2.42	3.02	1.73	1.3	7.6
Selenium	mg/L	NA	NA	NA	0.015	NC	NC	NC	0.00028	0.004
Silver	mg/L	NA	NA	NA	0.0019	NC	NC	NC	NC	NC
Sodium	mg/L	9.5	9.6	8.6	9.5	9.20	9.34	1.63	4.4	16
Thallium	mg/L	NA	NA	NA	0.024	NC	NC	NC	NC	NC
Tin	mg/L	NA	NA	NA	0.0067	NC	NC	NC	NC	NC
Vanadium	mg/L	NA	NA	NA	**0.0023**	0.00310	0.00729	0.00790	**0.0023**	0.02
Zinc	mg/L	NA	NA	NA	0.0023	0.0100	0.0185	0.0220	0.002	0.069
VOLATILE ORGANIC COMPOUNDS										
Benzene	µg/L	0.083	0.083	0.083	0.083	NC	NC	NC	0.035	0.60
Carbon Disulfide	µg/L	0.38	0.38	0.38	0.38	NC	NC	NC	NC	NC
Chloromethane	µg/L	0.14	0.14	0.14	0.14	NC	NC	NC	NC	NC
cis-1,2-Dichloroethene	µg/L	0.085	0.085	0.085	0.085	NC	NC	NC	0.062	**0.15**
Dichlorodifluoromethane	µg/L	0.099	0.099	**0.48**	0.099	0.220	0.432	0.571	0.042	2.8
Methylene Chloride	µg/L	0.48	0.48	0.48	0.48	NC	NC	NC	NC	NC
p+m-Xylenes	µg/L	0.28	0.28	0.28	0.28	NC	NC	NC	NC	NC
Tetrachloroethene	µg/L	**0.15**	**0.19**	1.3	0.74	0.235	0.461	0.623	0.049	3.3
Toluene	µg/L	0.093	0.093	0.093	0.093	NC	NC	NC	0.042	**0.39**
Trichloroethene	µg/L	0.085	0.085	0.085	0.085	NC	NC	NC	0.05	**0.27**
Trichlorofluoromethane	µg/L	**0.14**	**0.15**	0.59	0.50	NC	NC	NC	0.050	**0.76**
Vinyl Chloride	µg/L	0.12	0.12	0.12	0.12	NC	NC	NC	0.057	**0.23**
SEMI-VOLATILE ORGANIC COMPOUNDS										
bis(2-Ethylhexyl) Phthalate	µg/L	NA	NA	NA	3.0	3.00	3.00	0.0	NC	NC
Dimethylphthalate	µg/L	NA	NA	NA	0.4	NC	NC	NC	NC	NC
HERBICIDES, PESTICIDES & PCBs: ND										

EA (Extended analysis) - Appendix I and Appendix II constituents analyzed. Other monitoring periods analyzed for routine monitoring parameters. Only detected compounds included above.

TABLE 5-12
MID-VALLEY SANITARY LANDFILL
HISTORICAL SUMMARY - MONITORING WELL F-10

ANALYTE	UNITS	Jun 1994	Aug 1994	Dec [EA] 1994	Mar 1995	May 1995	Aug 1995	Nov 1995	Feb 1996	May 1996	Jul 1996
FIELD PARAMETERS											
Dissolved Oxygen (DO)	mg/L	NA	NA	NA	NA	NA	NA	NA	NA	NA	NA
Oxidation-Reduction Potential	mV	NA	NA	NA	NA	NA	NA	NA	NA	NA	NA
pH	units	NA	NA	7.59	7.60	7.60	7.56	7.38	7.81	7.58	7.56
Specific Conductance	µmhos/cm	NA	NA	370	406	450	394	350	374	379	357
Temperature	C°	NA	NA	20	18	19	14	12	NA	NA	NA
Turbidity	NTU	NA	NA	NA	NA	NA	NA	NA	NA	NA	NA
GENERAL CHEMISTRY											
Alkalinity	mg/L	165	161	156	NA	NA	NA	NA	NA	NA	NA
Anions	meq/L	4.11	4.01	3.80	NA	NA	NA	NA	NA	NA	NA
Bicarbonate	mg/L	201	197	156	NA	NA	NA	NA	NA	NA	NA
Carbonate	mg/L	1.0	1.0	NA	NA	NA	NA	NA	NA	NA	NA
Cations	meq/L	4.56	4.10	5.01	NA	NA	NA	NA	NA	NA	NA
Chemical Oxygen Demand (COD)	mg/L	8.0	8.0	3.0	NA	NA	NA	NA	NA	NA	NA
Chloride	mg/L	5.0	5.0	**7.5**	6.0	6.0	6.0	6.0	4.0	4.0	6.0
Cyanide	mg/L	NA	NA	NA	NA	NA	NA	NA	NA	NA	NA
Electrical Conductivity	umhos/cm	NA	NA	NA	NA	NA	NA	NA	NA	NA	NA
Fluoride	mg/L	0.4	0.4	**0.305**	NA	NA	NA	NA	NA	NA	NA
Hardness	mg/L	186	184	179	180	186	206	180	186	162	174
Hydroxide	mg/L	1.0	1.0	5.0	NA	NA	NA	NA	NA	NA	NA
Nitrate (as N)	mg/L	3.84	4.06	1.57	3.29	2.76	3.25	2.4	3.0	3.6	2.74
ortho-Phosphate Phosphorus	mg/L	NA	NA	0.06	NA	NA	NA	NA	NA	NA	NA
Perchlorate	mg/L	NA	NA	NA	NA	NA	NA	NA	NA	NA	NA
Phenol	mg/L	NA	NA	NA	NA	NA	NA	NA	NA	NA	NA
Sulfate	mg/L	19	17	25.0	23.7	20.6	21.6	21.5	19	17	16.6
Sulfide	mg/L	NA	NA	NA	NA	NA	NA	NA	NA	NA	NA
Total Dissolved Solids (TDS)	mg/L	317	244	62.0	216	208	228	240	221	217	226
Total Organic Carbon (TOC)	mg/L	3.0	0.50	1.0	NA	NA	NA	NA	NA	NA	NA
Total Organic Halides (TOX)	mg/L	0.005	0.005	0.005	NA	NA	NA	NA	NA	NA	NA
METALS											
Aluminum	mg/L	0.12	NA	0.119	NA	NA	NA	NA	NA	NA	NA
Antimony	mg/L	0.05	NA	0.005	NA	NA	NA	NA	NA	NA	NA
Arsenic	mg/L	0.004	NA	0.002	NA	NA	NA	NA	NA	NA	NA
Barium	mg/L	0.018	NA	0.10	NA	NA	NA	NA	NA	NA	NA
Beryllium	mg/L	0.0003	NA	0.0005	NA	NA	NA	NA	NA	NA	NA
Boron	mg/L	0.1	0.04	0.02	NA	NA	NA	NA	NA	NA	NA
Cadmium	mg/L	0.0040	NA	0.0015	NA	NA	NA	NA	NA	NA	NA
Calcium	mg/L	62	57	70.3	65.0	69.0	65.3	71.0	63.0	56.0	57.5
Chromium-Hexavalent	mg/L	0.04	NA	0.01	NA	NA	NA	NA	NA	NA	NA
Chromium-Total	mg/L	0.01	NA	0.0039	NA	NA	NA	NA	NA	NA	NA
Cobalt	mg/L	0.01	NA	0.001	NA	NA	NA	NA	NA	NA	NA
Copper	mg/L	0.005	NA	0.03	NA	NA	NA	NA	NA	NA	NA
Iron	mg/L	0.46	0.09	0.07	0.07	0.07	0.07	0.190	**0.01**	0.006	0.183
Lead	mg/L	1.2	NA	0.001	NA	NA	NA	NA	NA	NA	NA
Magnesium	mg/L	9.1	8.9	10.4	9.80	7.89	8.38	8.70	9.70	8.80	8.19
Manganese	mg/L	0.019	0.018	0.05	0.05	0.05	0.05	0.05	0.0012	0.0012	0.0024
Mercury	mg/L	0.0002	NA	0.0002	NA	NA	NA	NA	NA	NA	NA
Molybdenum	mg/L	0.01	NA	0.0081	NA	NA	NA	NA	NA	NA	NA
Nickel	mg/L	0.015	NA	0.005	NA	NA	NA	NA	NA	NA	NA
Phosphorus	mg/L	0.06	0.77	0.06	NA	NA	NA	NA	NA	NA	NA
Potassium	mg/L	3.9	3.3	3.09	3.33	2.19	2.17	2.60	2.7	2.1	2.42
Selenium	mg/L	0.009	NA	0.004	NA	NA	NA	NA	NA	NA	NA
Silver	mg/L	0.004	NA	0.003	NA	NA	NA	NA	NA	NA	NA
Sodium	mg/L	14	10	12.7	9.28	7.37	9.52	9.00	14.0	8.90	9.26
Thallium	mg/L	0.06	NA	0.001	NA	NA	NA	NA	NA	NA	NA
Tin	mg/L	NA	NA	NA	NA	NA	NA	NA	NA	NA	NA
Vanadium	mg/L	0.005	NA	0.022	NA	NA	NA	NA	NA	NA	NA
Zinc	mg/L	0.002	0.031	0.01	**0.015**	0.01	0.01	0.025	0.003	0.003	0.021
VOLATILE ORGANIC COMPOUNDS											
1,1-Dichloroethane	µg/L	NR	0.35	0.19	0.19	0.19	0.19	0.19	0.30	0.30	0.18
1,2-Dichloroethane	µg/L	0.2	0.2	0.29	0.29	0.29	0.29	0.29	0.30	0.30	0.23
1,2-Dichloropropane	µg/L	0.2	0.2	0.16	0.16	0.16	0.16	0.16	0.30	0.30	0.22
Benzene	µg/L	NR	0.2	**0.12**	0.11	0.11	0.11	0.11	0.20	0.20	0.24
Carbon Disulfide	µg/L	NA	NA	NA	NA	NA	NA	NA	NA	NA	NA
Chloroethane	µg/L	0.2	0.35	0.37	0.37	0.37	0.37	0.37	0.20	0.20	0.23
Chloroform	µg/L	0.2	0.2	0.26	0.26	0.26	0.26	2.5	0.50	0.50	0.13
Chloromethane	µg/L	NR	0.5	**0.49**	0.34	0.34	0.34	0.34	0.20	0.20	0.29
cis-1,2-Dichloroethene	µg/L	NA	NA	NA	NA	NA	NA	NA	NA	NA	NA
Dichlorodifluoromethane	µg/L	0.08	0.35	**0.41**	0.29	0.29	0.29	0.29	0.30	0.30	0.29
Methylene Chloride	µg/L	0.7	0.2	0.17	0.17	**1.14**[(5)]	0.17	0.17	1.2	1.2	0.28
Methyl t-butyl ether	µg/L	NA	NA	NA	NA	NA	NA	NA	NA	NA	NA
o-Xylene	µg/L	NR	0.2	NA	0.10	0.10	0.10	0.10	NA	NA	0.50
Tetrachloroethene	µg/L	1.2	0.6	0.8	0.6	0.9	0.16	**0.19**	0.30	1.0	0.7
Toluene	µg/L	0.07	0.2	**0.20**	0.10	0.10	0.10	0.10	0.70	0.70	0.27
trans-1,2-Dichloroethene	µg/L	0.03	0.2	0.16	0.16	0.16	0.16	0.16	0.20	0.20	0.23
Trichloroethene	µg/L	0.2	0.2	0.31	0.31	0.31	0.31	0.31	0.19	0.19	0.19
Trichlorofluoromethane	µg/L	0.05	0.5	0.23	0.23	0.23	0.23	0.23	0.20	0.20	0.30
Vinyl Chloride	µg/L	0.2	0.35	0.38	0.38	0.38	0.38	0.38	0.20	0.20	0.35
SEMI-VOLATILE ORGANIC COMPOUNDS											
bis(2-Ethylhexyl) Phthalate	µg/L	NR	NA	**3.3**[(5)]	NA	NA	NA	NA	NA	NA	NA
Dimethlyphthalate	µg/L	NR	NA	10.9[(5)]	NA	NA	NA	NA	NA	NA	NA
HERBICIDES, PESTICIDES & PCBs: ND											

[EA] (Extended analysis) - Appendix I and Appendix II constituents analyzed. Other monitoring periods analyzed for routine monitoring parameters. Only detected compounds included above.

TABLE 5-12 (CONT'D)
MID-VALLEY SANITARY LANDFILL
HISTORICAL SUMMARY - MONITORING WELL F-10

ANALYTE	UNITS	Oct 1996	Jan 1997	Apr 1997	Jul 1997	Oct 1997	Jan 1998	Apr 1998	Jul 1998	Oct 1998	Jan 1999
FIELD PARAMETERS											
Dissolved Oxygen (DO)	mg/L	NA	NA	NA	NA	NA	NA	NA	NA	NA	6.0
Oxidation-Reduction Potential	mV	NA	NA	NA	NA	NA	NA	NA	NA	NA	NA
pH	units	7.41	7.1	7.25	6.68	7.46	7.25	7.1	7.4	7.5	7.58
Specific Conductance	µmhos/cm	374	362	336	367	NA	NA	NA	NA	NA	NA
Temperature	C°	NA	NA	NA	NA	NA	NA	NA	NA	NA	20
Turbidity	NTU	NA	NA	NA	NA	NA	NA	NA	NA	NA	NA
GENERAL CHEMISTRY											
Alkalinity	mg/L	NA	NA	NA	NA	NA	NA	NA	NA	NA	NA
Anions	meq/L	NA	NA	NA	NA	NA	NA	NA	NA	NA	NA
Bicarbonate	mg/L	NA	NA	NA	NA	NA	NA	NA	NA	NA	NA
Carbonate	mg/L	NA	NA	NA	NA	NA	NA	NA	NA	NA	NA
Cations	meq/L	NA	NA	NA	NA	NA	NA	NA	NA	NA	NA
Chemical Oxygen Demand (COD)	mg/L	NA	NA	NA	NA	NA	NA	NA	NA	NA	NA
Chloride	mg/L	6.0	10	**7.0**	6.0	6.0	6.0	6.0	6.0	6.0	**2.6**
Cyanide	mg/L	NA	NA	NA	NA	NA	NA	NA	NA	NA	NA
Electrical Conductivity	umhos/cm	NA	NA	NA	NA	NA	NA	NA	NA	NA	NA
Fluoride	mg/L	NA	NA	NA	NA	NA	NA	NA	NA	NA	NA
Hardness	mg/L	166	174	175	NA	NA	NA	NA	NA	NA	NA
Hydroxide	mg/L	NA	NA	NA	NA	NA	NA	NA	NA	NA	NA
Nitrate (as N)	mg/L	3.42	2.5	1.39	0.94	3.6	3.51	1.8	2.9	1.7	2.6
ortho-Phosphate Phosphorus	mg/L	NA	NA	NA	NA	NA	NA	NA	NA	NA	NA
Perchlorate	mg/L	NA	NA	NA	NA	0.0016	NA	NA	NA	NA	NA
Phenol	mg/L	NA	NA	NA	NA	NA	NA	NA	NA	NA	NA
Sulfate	mg/L	20.4	20	19.3	23	25	18.1	22	23	22	21
Sulfide	mg/L	NA	NA	NA	NA	NA	NA	NA	NA	NA	NA
Total Dissolved Solids (TDS)	mg/L	220	226	216	246	220	226	226	224	200	206
Total Organic Carbon (TOC)	mg/L	NA	NA	NA	NA	NA	NA	NA	NA	NA	NA
Total Organic Halides (TOX)	mg/L	NA	NA	NA	NA	NA	NA	NA	NA	NA	NA
METALS											
Aluminum	mg/L	NA	NA	NA	NA	NA	NA	NA	NA	NA	NA
Antimony	mg/L	NA	NA	NA	NA	NA	NA	NA	NA	NA	NA
Arsenic	mg/L	NA	NA	NA	NA	NA	NA	NA	NA	NA	NA
Barium	mg/L	NA	NA	NA	NA	NA	NA	NA	NA	NA	NA
Beryllium	mg/L	NA	NA	NA	NA	NA	NA	NA	NA	NA	NA
Boron	mg/L	NA	NA	NA	NA	NA	NA	NA	NA	NA	NA
Cadmium	mg/L	NA	NA	NA	NA	NA	NA	NA	NA	NA	NA
Calcium	mg/L	51.6	52.5	51	56	50	57	70	62	56	59
Chromium-Hexavalent	mg/L	NA	NA	NA	NA	NA	NA	NA	NA	NA	NA
Chromium-Total	mg/L	NA	NA	NA	NA	NA	NA	NA	NA	NA	NA
Cobalt	mg/L	NA	NA	NA	NA	NA	NA	NA	NA	NA	NA
Copper	mg/L	NA	NA	NA	NA	NA	NA	NA	NA	NA	NA
Iron	mg/L	0.10	0.10	0.06	NA	NA	NA	NA	NA	NA	NA
Lead	mg/L	NA	NA	NA	NA	NA	NA	NA	NA	NA	NA
Magnesium	mg/L	8.19	8.22	8.3	8.2	8.7	7.2	8.1	7.9	8.0	9.1
Manganese	mg/L	0.20	0.03	0.02	NA	NA	NA	NA	NA	NA	NA
Mercury	mg/L	NA	NA	NA	NA	NA	NA	NA	NA	NA	NA
Molybdenum	mg/L	NA	NA	NA	NA	NA	NA	NA	NA	NA	NA
Nickel	mg/L	NA	NA	NA	NA	NA	NA	NA	NA	NA	NA
Phosphorus	mg/L	NA	NA	NA	NA	NA	NA	NA	NA	NA	NA
Potassium	mg/L	2.11	2.52	2.9	NA	NA	NA	NA	NA	NA	NA
Selenium	mg/L	NA	NA	NA	NA	NA	NA	NA	NA	NA	NA
Silver	mg/L	NA	NA	NA	NA	NA	NA	NA	NA	NA	NA
Sodium	mg/L	5.94	10.1	7.9	9.2	12	7.9	9.0	10	8.7	11
Thallium	mg/L	NA	NA	NA	NA	NA	NA	NA	NA	NA	NA
Tin	mg/L	NA	NA	NA	NA	NA	NA	NA	NA	NA	NA
Vanadium	mg/L	NA	NA	NA	NA	NA	NA	NA	NA	NA	NA
Zinc	mg/L	**0.021**	**0.0339**	**0.02**	NA	NA	NA	NA	NA	NA	NA
VOLATILE ORGANIC COMPOUNDS											
1,1-Dichloroethane	µg/L	0.18	0.18	0.18	0.30	0.30	0.30	0.30	0.30	0.30	0.30
1,2-Dichloroethane	µg/L	0.23	0.23	0.23	0.24	0.24	0.24	0.24	0.24	0.24	0.24
1,2-Dichloropropane	µg/L	0.22	0.22	0.22	0.26	0.26	0.26	0.26	0.26	0.26	0.26
Benzene	µg/L	0.24	0.24	0.24	0.16	0.16	0.16	0.16	0.16	0.16	0.16
Carbon Disulfide	µg/L	NA	NA	NA	NA	NA	NA	NA	NA	NA	NA
Chloroethane	µg/L	0.23	0.23	0.23	0.12	0.12	0.12	0.12	0.12	0.12	0.12
Chloroform	µg/L	0.13	0.13	0.13	0.17	0.17	0.17	0.17	0.17	0.17	0.17
Chloromethane	µg/L	0.29	0.29	0.29	0.23	0.23	0.23	0.23	0.23	0.23	0.23
cis-1,2-Dichloroethene	µg/L	NA	NA	NA	0.12	0.12	0.12	0.12	0.12	0.12	0.12
Dichlorodifluoromethane	µg/L	0.29	0.29	0.29	**0.22**	0.22	0.22	0.22	0.22	0.22	0.22
Methylene Chloride	µg/L	0.28	0.28	0.28	0.21	0.21	0.21	0.21	0.21	0.21	0.21
Methyl t-butyl ether	µg/L	NA	NA	NA	NA	NA	NA	NA	NA	NA	NA
o-Xylene	µg/L	0.50	0.50	0.50	0.50	0.21	0.10	0.10	0.10	0.10	**0.14**
Tetrachloroethene	µg/L	0.8	0.6	**0.45**	0.9	1.1	0.5	0.6	**0.40**	0.32	**0.31**
Toluene	µg/L	0.27	0.27	0.27	0.12	0.12	**0.38**[(5)]	0.12	0.12	0.12	**0.23**
trans-1,2-Dichloroethene	µg/L	0.23	0.23	0.23	0.17	0.17	0.17	0.17	0.17	0.17	0.17
Trichloroethene	µg/L	**0.21**	0.19	0.19	0.17	0.17	0.17	0.17	0.17	0.17	0.17
Trichlorofluoromethane	µg/L	0.30	0.30	0.30	0.25	0.25	0.25	0.25	0.25	0.25	0.25
Vinyl Chloride	µg/L	0.35	0.35	0.35	0.24	0.24	0.24	0.24	0.24	0.24	0.24
SEMI-VOLATILE ORGANIC COMPOUNDS											
bis(2-Ethylhexyl) Phthalate	µg/L	NA	NA	NA	NA	NA	NA	NA	NA	NA	NA
Dimethlyphthalate	µg/L	NA	NA	NA	NA	NA	NA	NA	NA	NA	NA
HERBICIDES, PESTICIDES & PCBs: ND											

[EA] (Extended analysis) - Appendix I and Appendix II constituents analyzed. Other monitoring periods analyzed for routine monitoring parameters. Only detected compounds included above.

TABLE 5-12 (CONT'D)
MID-VALLEY SANITARY LANDFILL
HISTORICAL SUMMARY - MONITORING WELL F-10

ANALYTE	UNITS	Apr 1999	Jul 1999	Oct 1999	Jan 2000	Apr 2000	Jul 2000	Oct[EA] 2000	Jan 2001	Apr 2001	Jul 2001
FIELD PARAMETERS											
Dissolved Oxygen (DO)	mg/L	2.1	1.1	1	1.4	0.4	2.1	0.3	3.2	3.0	1.3
Oxidation-Reduction Potential	mV	NA	NA	NA	NA	NA	NA	NA	NA	NA	NA
pH	units	7.5	7.5	7.6	7.7	7.3	7.6	7.3	7.6	7.0	7.4
Specific Conductance	µmhos/cm	NA	NA	NA	NA	200	300	360	310	320	320
Temperature	C°	19	21	22	19	20	20	21	20	22	21
Turbidity	NTU	NA	NA	NA	NA	1	0	0	0	0	0
GENERAL CHEMISTRY											
Alkalinity	mg/L	NA	NA	NA	NA	NA	NA	150	NA	NA	NA
Anions	meq/L	NA	NA	NA	NA	NA	NA	3.55	NA	NA	NA
Bicarbonate	mg/L	NA	NA	NA	NA	NA	NA	180	NA	NA	NA
Carbonate	mg/L	NA	NA	NA	NA	NA	NA	2	NA	NA	NA
Cations	meq/L	NA	NA	NA	NA	NA	NA	3.70	NA	NA	NA
Chemical Oxygen Demand (COD)	mg/L	NA	NA	NA	NA	NA	NA	**7**	NA	NA	NA
Chloride	mg/L	**3.1**	3	3	3	3	3	3	3	3	3
Cyanide	mg/L	NA	NA	NA	NA	NA	NA	0.006	NA	NA	NA
Electrical Conductivity	umhos/cm	NA	NA	NA	NA	NA	NA	NA	NA	NA	NA
Fluoride	mg/L	NA	NA	NA	NA	NA	NA	0.3	NA	NA	NA
Hardness	mg/L	NA	NA	NA	NA	NA	NA	160	NA	NA	NA
Hydroxide	mg/L	NA	NA	NA	NA	NA	NA	2	NA	NA	NA
Nitrate (as N)	mg/L	1.7	1.9	1.3	2.1	2.1	2.1	1.6	1.8	1.6	**0.01**
ortho-Phosphate Phosphorus	mg/L	NA	NA	NA	NA	NA	NA	**0.01**	NA	NA	NA
Perchlorate	mg/L	NA	NA	NA	NA	NA	NA	NA	0.001	0.001	0.002
Phenol	mg/L	NA	NA	NA	NA	NA	NA	NA	NA	NA	NA
Sulfate	mg/L	19	20	20	21	20	22	20	21	21	20
Sulfide	mg/L	NA	NA	NA	NA	NA	NA	0.2	NA	NA	NA
Total Dissolved Solids (TDS)	mg/L	204	230	230	220	200	220	240	210	220	210
Total Organic Carbon (TOC)	mg/L	NA	NA	NA	NA	NA	NA	1.1	NA	NA	NA
Total Organic Halides (TOX)	mg/L	NA	NA	NA	NA	NA	NA	0.005	NA	NA	NA
METALS											
Aluminum	mg/L	NA	NA	NA	NA	NA	NA	NA	NA	NA	NA
Antimony	mg/L	NA	NA	NA	NA	NA	NA	0.0001	NA	NA	NA
Arsenic	mg/L	NA	NA	NA	NA	NA	NA	**0.0011**	NA	NA	NA
Barium	mg/L	NA	NA	NA	NA	NA	NA	**0.018**	NA	NA	NA
Beryllium	mg/L	NA	NA	NA	NA	NA	NA	0.0004	NA	NA	NA
Boron	mg/L	NA	NA	NA	NA	NA	NA	**0.012**	NA	NA	NA
Cadmium	mg/L	NA	NA	NA	NA	NA	NA	0.0001	NA	NA	NA
Calcium	mg/L	61	51	51	52	49	56	52	54	50	50
Chromium-Hexavalent	mg/L	NA	NA	NA	NA	NA	NA	NA	NA	NA	NA
Chromium-Total	mg/L	NA	NA	NA	NA	NA	NA	**0.0030**	NA	NA	NA
Cobalt	mg/L	NA	NA	NA	NA	NA	NA	0.0001	NA	NA	NA
Copper	mg/L	NA	NA	NA	NA	NA	NA	**0.00050**	NA	NA	NA
Iron	mg/L	NA	NA	NA	NA	NA	NA	0.010	NA	NA	NA
Lead	mg/L	NA	NA	NA	NA	NA	NA	**0.00011**	NA	NA	NA
Magnesium	mg/L	9.0	7	8	7	8	8	8	8	8	7
Manganese	mg/L	NA	NA	NA	NA	NA	NA	**0.00034**	NA	NA	NA
Mercury	mg/L	NA	NA	NA	NA	NA	NA	0.0004	NA	NA	NA
Molybdenum	mg/L	NA	NA	NA	NA	NA	NA	NA	NA	NA	NA
Nickel	mg/L	NA	NA	NA	NA	NA	NA	0.0007	NA	NA	NA
Phosphorus	mg/L	NA	NA	NA	NA	NA	NA	**0.03**	NA	NA	NA
Potassium	mg/L	NA	NA	NA	NA	NA	NA	3	NA	NA	NA
Selenium	mg/L	NA	NA	NA	NA	NA	NA	**0.0016**	NA	NA	NA
Silver	mg/L	NA	NA	NA	NA	NA	NA	0.0001	NA	NA	NA
Sodium	mg/L	8.8	9	9	9	9	10	9	10	9	9
Thallium	mg/L	NA	NA	NA	NA	NA	NA	0.00006	NA	NA	NA
Tin	mg/L	NA	NA	NA	NA	NA	NA	0.00008	NA	NA	NA
Vanadium	mg/L	NA	NA	NA	NA	NA	NA	**0.0023**	NA	NA	NA
Zinc	mg/L	NA	NA	NA	NA	NA	NA	**0.0037**	NA	NA	NA
VOLATILE ORGANIC COMPOUNDS											
1,1-Dichloroethane	µg/L	0.30	0.31	0.31	0.31	0.39	0.35	0.35	0.35	0.35	0.35
1,2-Dichloroethane	µg/L	0.24	0.13	0.13	0.13	0.27	0.32	0.32	0.32	0.32	0.32
1,2-Dichloropropane	µg/L	0.26	0.20	0.20	0.20	0.23	0.29	0.29	0.29	0.29	0.29
Benzene	µg/L	0.16	**0.5**	**0.32**	0.15	0.24	0.18	0.18	0.18	0.18	0.18
Carbon Disulfide	µg/L	NA	0.42	0.42	0.42	0.44	0.26	0.26	0.26	0.8	0.26
Chloroethane	µg/L	0.12	0.48	0.48	0.48	0.39	0.21	0.21	0.21	0.21	0.21
Chloroform	µg/L	0.17	0.24	0.24	0.24	0.30	0.28	0.28	0.28	0.28	0.28
Chloromethane	µg/L	0.23	0.48	0.48	0.48	0.45	0.30	0.30	0.30	0.30	0.30
cis-1,2-Dichloroethene	µg/L	0.12	0.31	0.31	0.31	0.48	0.18	0.18	0.18	0.18	0.18
Dichlorodifluoromethane	µg/L	0.22	0.24	0.24	0.24	0.48	0.22	0.22	0.22	0.22	0.22
Methylene Chloride	µg/L	0.21	0.27	0.27	0.27	0.42	0.27	0.27	0.27	0.27	0.27
Methyl t-butyl ether	µg/L	NA	NA	NA	NA	NA	NA	NA	0.13	0.13	0.13
o-Xylene	µg/L	0.10	0.22	0.22	0.22	0.24	0.13	0.13	0.13	0.13	0.13
Tetrachloroethene	µg/L	1.4	0.34	**0.35**	0.9	0.48	**0.36**	**0.38**	**0.4**	**0.32**	**0.25**
Toluene	µg/L	0.12	**0.5**	**0.44**	0.14	0.24	0.22	0.22	0.22	0.22	0.22
trans-1,2-Dichloroethene	µg/L	0.17	0.21	0.21	0.21	0.35	0.30	0.20	0.20	0.20	0.20
Trichloroethene	µg/L	0.17	0.17	0.17	0.17	0.35	0.27	0.27	0.27	0.27	0.27
Trichlorofluoromethane	µg/L	**0.43**	0.43	0.43	0.43	0.14	0.23	0.23	0.23	0.23	0.23
Vinyl Chloride	µg/L	0.24	0.38	0.38	0.38	0.40	0.15	0.25	0.25	0.25	0.25
SEMI-VOLATILE ORGANIC COMPOUNDS											
bis(2-Ethylhexyl) Phthalate	µg/L	NA	NA	NA	NA	NA	NA	**2.9**[(5)]	NA	NA	NA
Dimethlyphthalate	µg/L	NA	NA	NA	NA	NA	NA	**2.8**[(5)]	NA	NA	NA
HERBICIDES, PESTICIDES & PCBs: ND											

[EA] (Extended analysis) - Appendix I and Appendix II constituents analyzed. Other monitoring periods analyzed for routine monitoring parameters. Only detected compounds included above.

TABLE 5-12 (CONT'D)
MID-VALLEY SANITARY LANDFILL
HISTORICAL SUMMARY - MONITORING WELL F-10

ANALYTE	UNITS	Oct 2001	Jan 2002	Apr 2002	Jul 2002	Oct 2002	Jan 2003	Apr 2003	Jul 2003	Oct 2003	Jan 2004
FIELD PARAMETERS											
Dissolved Oxygen (DO)	mg/L	0.2	0.4	1.3	0.6	1.4	1.9	0.7	0.5	0.6	NA
Oxidation-Reduction Potential	mV	NA	NA	NA	NA	NA	NA	NA	NA	NA	NA
pH	units	7.2	6.9	7.3	7.0	6.9	6.6	7.4	7.2	7.1	NA
Specific Conductance	µmhos/cm	300	350	370	350	330	300	400	370	390	NA
Temperature	C°	20.4	21.6	21.5	23.9	22.9	22.6	23	24.3	23.9	NA
Turbidity	NTU	0	0	0	0	0	0	0	0	0	NA
GENERAL CHEMISTRY											
Alkalinity	mg/L	NA	NA	NA	NA	NA	NA	NA	NA	NA	NA
Anions	meq/L	NA	NA	NA	NA	NA	NA	NA	NA	NA	NA
Bicarbonate	mg/L	NA	NA	NA	NA	NA	NA	NA	NA	NA	NA
Carbonate	mg/L	NA	NA	NA	NA	NA	NA	NA	NA	NA	NA
Cations	meq/L	NA	NA	NA	NA	NA	NA	NA	NA	NA	NA
Chemical Oxygen Demand (COD)	mg/L	NA	NA	NA	NA	NA	NA	NA	NA	NA	NA
Chloride	mg/L	3	3	2.6	2.1	2.2	2.3	2.2	2.2	2.2	NA
Cyanide	mg/L	NA	NA	NA	NA	NA	NA	NA	NA	NA	NA
Electrical Conductivity	umhos/cm	NA	NA	NA	NA	NA	NA	NA	NA	NA	NA
Fluoride	mg/L	NA	NA	NA	NA	NA	NA	NA	NA	NA	NA
Hardness	mg/L	NA	NA	NA	NA	NA	NA	NA	NA	NA	NA
Hydroxide	mg/L	NA	NA	NA	NA	NA	NA	NA	NA	NA	NA
Nitrate (as N)	mg/L	0.3	0.027	0.03	0.1	0.03	0.056	0.056	0.014	0.013	NA
ortho-Phosphate Phosphorus	mg/L	NA	NA	NA	NA	NA	NA	NA	NA	NA	NA
Perchlorate	mg/L	0.002	0.0022	0.0022	0.0002	0.00040	0.00040	0.00028	0.00030	0.00030	NA
Phenol	mg/L	NA	NA	NA	NA	NA	NA	NA	NA	NA	NA
Sulfate	mg/L	20	6.4	6.4	2.7	0.60	0.60	2.0	2.7	20	NA
Sulfide	mg/L	NA	NA	NA	NA	NA	NA	NA	NA	NA	NA
Total Dissolved Solids (TDS)	mg/L	210	200	210	170	220	210	190	204	190	NA
Total Organic Carbon (TOC)	mg/L	NA	NA	NA	NA	NA	NA	NA	NA	NA	NA
Total Organic Halides (TOX)	mg/L	NA	NA	NA	NA	NA	NA	NA	NA	NA	NA
METALS											
Aluminum	mg/L	NA	NA	NA	NA	NA	NA	NA	NA	NA	NA
Antimony	mg/L	NA	NA	NA	NA	NA	NA	NA	NA	NA	NA
Arsenic	mg/L	NA	NA	NA	NA	NA	NA	NA	NA	NA	NA
Barium	mg/L	NA	NA	NA	NA	NA	NA	NA	NA	NA	NA
Beryllium	mg/L	NA	NA	NA	NA	NA	NA	NA	NA	NA	NA
Boron	mg/L	NA	NA	NA	NA	NA	NA	NA	NA	NA	NA
Cadmium	mg/L	NA	NA	NA	NA	NA	NA	NA	NA	NA	NA
Calcium	mg/L	53	49	49	52	48	48	47	49	49	NA
Chromium-Hexavalent	mg/L	NA	NA	NA	NA	NA	NA	NA	NA	NA	NA
Chromium-Total	mg/L	NA	NA	NA	NA	NA	NA	NA	NA	NA	NA
Cobalt	mg/L	NA	NA	NA	NA	NA	NA	NA	NA	NA	NA
Copper	mg/L	NA	NA	NA	NA	NA	NA	NA	NA	NA	NA
Iron	mg/L	NA	NA	NA	NA	NA	NA	NA	NA	NA	NA
Lead	mg/L	NA	NA	NA	NA	NA	NA	NA	NA	NA	NA
Magnesium	mg/L	7	7	7.2	7.3	7.1	7.0	6.9	7.3	7.3	NA
Manganese	mg/L	NA	NA	NA	NA	NA	NA	NA	NA	NA	NA
Mercury	mg/L	NA	NA	NA	NA	NA	NA	NA	NA	NA	NA
Molybdenum	mg/L	NA	NA	NA	NA	NA	NA	NA	NA	NA	NA
Nickel	mg/L	NA	NA	NA	NA	NA	NA	NA	NA	NA	NA
Phosphorus	mg/L	NA	NA	NA	NA	NA	NA	NA	NA	NA	NA
Potassium	mg/L	NA	NA	NA	NA	NA	NA	NA	NA	NA	NA
Selenium	mg/L	NA	NA	NA	NA	NA	NA	NA	NA	NA	NA
Silver	mg/L	NA	NA	NA	NA	NA	NA	NA	NA	NA	NA
Sodium	mg/L	10	9	9.1	8.6	9.0	8.8	8.6	9.4	8.2	NA
Thallium	mg/L	NA	NA	NA	NA	NA	NA	NA	NA	NA	NA
Tin	mg/L	NA	NA	NA	NA	NA	NA	NA	NA	NA	NA
Vanadium	mg/L	NA	NA	NA	NA	NA	NA	NA	NA	NA	NA
Zinc	mg/L	NA	NA	NA	NA	NA	NA	NA	NA	NA	NA
VOLATILE ORGANIC COMPOUNDS											
1,1-Dichloroethane	µg/L	0.35	0.35	0.35	0.20	0.098	0.098	0.098	0.099	0.061	NA
1,2-Dichloroethane	µg/L	0.32	0.32	0.32	0.20	0.20	0.21	0.21	0.081	0.12	NA
1,2-Dichloropropane	µg/L	0.29	0.29	0.29	0.20	0.50	0.50	0.50	0.062	0.13	NA
Benzene	µg/L	0.18	0.18	0.28	0.28	0.14	0.14	0.14	**0.13**	0.035	NA
Carbon Disulfide	µg/L	1.5[5]	1.7[5]	2.7	0.36	0.59	**0.36**	0.36	0.89	0.28	NA
Chloroethane	µg/L	0.21	0.21	0.32	0.32	0.50	0.50	0.50	0.18	**0.38**	NA
Chloroform	µg/L	0.28	0.28	0.36	0.36	0.17	0.17	0.17	0.049	0.048	NA
Chloromethane	µg/L	0.30	0.30	0.26	0.26	0.36	0.36	0.36	**0.32**	0.056	NA
cis-1,2-Dichloroethene	µg/L	0.18	0.18	0.34	0.34	0.18	0.18	0.18	0.077	0.070	NA
Dichlorodifluoromethane	µg/L	0.22	0.22	0.36	0.36	0.18	0.18	0.18	0.20	**0.30**	NA
Methylene Chloride	µg/L	0.27	0.27	0.52	0.52	0.15	0.15	0.15	0.057	0.12	NA
Methyl t-butyl ether	µg/L	0.13	0.13	0.13	0.13	0.13	0.13	0.13	0.13	0.13	NA
o-Xylene	µg/L	0.13	0.13	0.14	0.14	0.41	0.41	0.41	0.074	0.049	NA
Tetrachloroethene	µg/L	**0.24**	**0.27**	**0.26**	0.21	**0.25**	**0.22**	**0.19**	**0.20**	**0.21**	NA
Toluene	µg/L	0.22	0.22	0.27	0.27	0.22	0.22	0.22	0.085	0.042	NA
trans-1,2-Dichloroethene	µg/L	0.20	0.20	0.33	0.33	0.10	0.10	0.10	0.14	0.083	NA
Trichloroethene	µg/L	0.27	0.27	0.25	0.25	0.50	0.50	0.71	0.15	0.092	NA
Trichlorofluoromethane	µg/L	0.23	0.23	0.54	0.54	0.16	0.16	0.16	0.18	0.050	NA
Vinyl Chloride	µg/L	0.7	0.25	0.98	0.76	0.91	1.1	0.98	0.19	0.75	NA
SEMI-VOLATILE ORGANIC COMPOUNDS											
bis(2-Ethylhexyl) Phthalate	µg/L	NA	NA	NA	NA	NA	NA	NA	NA	NA	NA
Dimethlyphthalate	µg/L	NA	NA	NA	NA	NA	NA	NA	NA	NA	NA
HERBICIDES, PESTICIDES & PCBs: ND											

[EA] (Extended analysis) - Appendix I and Appendix II constituents analyzed. Other monitoring periods analyzed for routine monitoring parameters. Only detected compounds included above.

TABLE 5-12 (CONT'D)
MID-VALLEY SANITARY LANDFILL
HISTORICAL SUMMARY - MONITORING WELL F-10

ANALYTE	UNITS	Apr 2004	Jul 2004	Oct 2004	Jan 2005	Apr 2005	Jul 2005	Oct 2005	Jan 2006	May 2006	Jul 2006
FIELD PARAMETERS											
Dissolved Oxygen (DO)	mg/L	NA	NA	NA	NA	DRY	DRY	DRY	9.2	6.0	7.2
Oxidation-Reduction Potential	mV	NA	NA	NA	NA	DRY	DRY	DRY	NA	NA	NA
pH	units	NA	NA	NA	NA	DRY	DRY	DRY	7.3	7.9	6.8
Specific Conductance	µmhos/cm	NA	NA	NA	NA	DRY	DRY	DRY	340	370	300
Temperature	C°	NA	NA	NA	NA	DRY	DRY	DRY	19	18	21.3
Turbidity	NTU	NA	NA	NA	NA	DRY	DRY	DRY	NA	0	0
GENERAL CHEMISTRY											
Alkalinity	mg/L	NA	NA	NA	NA	DRY	DRY	DRY	NA	NA	NA
Anions	meq/L	NA	NA	NA	NA	DRY	DRY	DRY	NA	NA	NA
Bicarbonate	mg/L	NA	NA	NA	NA	DRY	DRY	DRY	NA	NA	NA
Carbonate	mg/L	NA	NA	NA	NA	DRY	DRY	DRY	NA	NA	NA
Cations	meq/L	NA	NA	NA	NA	DRY	DRY	DRY	NA	NA	NA
Chemical Oxygen Demand (COD)	mg/L	NA	NA	NA	NA	DRY	DRY	DRY	NA	NA	NA
Chloride	mg/L	NA	NA	NA	NA	DRY	DRY	DRY	3.0	7.1	8.8
Cyanide	mg/L	NA	NA	NA	NA	DRY	DRY	DRY	NA	NA	NA
Electrical Conductivity	umhos/cm	NA	NA	NA	NA	DRY	DRY	DRY	NA	NA	NA
Fluoride	mg/L	NA	NA	NA	NA	DRY	DRY	DRY	NA	NA	NA
Hardness	mg/L	NA	NA	NA	NA	DRY	DRY	DRY	NA	NA	NA
Hydroxide	mg/L	NA	NA	NA	NA	DRY	DRY	DRY	NA	NA	NA
Nitrate (as N)	mg/L	NA	NA	NA	NA	DRY	DRY	DRY	2.6	4.1	4.8
ortho-Phosphate Phosphorus	mg/L	NA	NA	NA	NA	DRY	DRY	DRY	NA	NA	NA
Perchlorate	mg/L	NA	NA	NA	NA	DRY	DRY	DRY	0.00046	0.00046	0.00046
Phenol	mg/L	NA	NA	NA	NA	DRY	DRY	DRY	NA	NA	NA
Sulfate	mg/L	NA	NA	NA	NA	DRY	DRY	DRY	20	16	15
Sulfide	mg/L	NA	NA	NA	NA	DRY	DRY	DRY	NA	NA	NA
Total Dissolved Solids (TDS)	mg/L	NA	NA	NA	NA	DRY	DRY	DRY	200	220	260
Total Organic Carbon (TOC)	mg/L	NA	NA	NA	NA	DRY	DRY	DRY	NA	NA	NA
Total Organic Halides (TOX)	mg/L	NA	NA	NA	NA	DRY	DRY	DRY	NA	NA	NA
METALS											
Aluminum	mg/L	NA	NA	NA	NA	DRY	DRY	DRY	NA	NA	NA
Antimony	mg/L	NA	NA	NA	NA	DRY	DRY	DRY	NA	NA	NA
Arsenic	mg/L	NA	NA	NA	NA	DRY	DRY	DRY	NA	NA	NA
Barium	mg/L	NA	NA	NA	NA	DRY	DRY	DRY	NA	NA	NA
Beryllium	mg/L	NA	NA	NA	NA	DRY	DRY	DRY	NA	NA	NA
Boron	mg/L	NA	NA	NA	NA	DRY	DRY	DRY	NA	NA	NA
Cadmium	mg/L	NA	NA	NA	NA	DRY	DRY	DRY	NA	NA	NA
Calcium	mg/L	NA	NA	NA	NA	DRY	DRY	DRY	50	58	64
Chromium-Hexavalent	mg/L	NA	NA	NA	NA	DRY	DRY	DRY	NA	NA	NA
Chromium-Total	mg/L	NA	NA	NA	NA	DRY	DRY	DRY	NA	NA	NA
Cobalt	mg/L	NA	NA	NA	NA	DRY	DRY	DRY	NA	NA	NA
Copper	mg/L	NA	NA	NA	NA	DRY	DRY	DRY	NA	NA	NA
Iron	mg/L	NA	NA	NA	NA	DRY	DRY	DRY	NA	NA	NA
Lead	mg/L	NA	NA	NA	NA	DRY	DRY	DRY	NA	NA	NA
Magnesium	mg/L	NA	NA	NA	NA	DRY	DRY	DRY	7.5	8.6	9.1
Manganese	mg/L	NA	NA	NA	NA	DRY	DRY	DRY	NA	NA	NA
Mercury	mg/L	NA	NA	NA	NA	DRY	DRY	DRY	NA	NA	NA
Molybdenum	mg/L	NA	NA	NA	NA	DRY	DRY	DRY	NA	NA	NA
Nickel	mg/L	NA	NA	NA	NA	DRY	DRY	DRY	NA	NA	NA
Phosphorus	mg/L	NA	NA	NA	NA	DRY	DRY	DRY	NA	NA	NA
Potassium	mg/L	NA	NA	NA	NA	DRY	DRY	DRY	NA	NA	NA
Selenium	mg/L	NA	NA	NA	NA	DRY	DRY	DRY	NA	NA	NA
Silver	mg/L	NA	NA	NA	NA	DRY	DRY	DRY	NA	NA	NA
Sodium	mg/L	NA	NA	NA	NA	DRY	DRY	DRY	9.3	9.9	9.8
Thallium	mg/L	NA	NA	NA	NA	DRY	DRY	DRY	NA	NA	NA
Tin	mg/L	NA	NA	NA	NA	DRY	DRY	DRY	NA	NA	NA
Vanadium	mg/L	NA	NA	NA	NA	DRY	DRY	DRY	NA	NA	NA
Zinc	mg/L	NA	NA	NA	NA	DRY	DRY	DRY	NA	NA	NA
VOLATILE ORGANIC COMPOUNDS											
1,1-Dichloroethane	µg/L	NA	NA	NA	NA	DRY	DRY	DRY	0.17	0.86	1.7
1,2-Dichloroethane	µg/L	NA	NA	NA	NA	DRY	DRY	DRY	0.25	0.56	0.25
1,2-Dichloropropane	µg/L	NA	NA	NA	NA	DRY	DRY	DRY	0.16	0.16	**0.17**
Benzene	µg/L	NA	NA	NA	NA	DRY	DRY	DRY	0.13	0.13	0.13
Carbon Disulfide	µg/L	NA	NA	NA	NA	DRY	DRY	DRY	0.38	0.38	0.38
Chloroethane	µg/L	NA	NA	NA	NA	DRY	DRY	DRY	0.17	0.17	0.17
Chloroform	µg/L	NA	NA	NA	NA	DRY	DRY	DRY	0.11	**0.26**	**0.43**[(5)]
Chloromethane	µg/L	NA	NA	NA	NA	DRY	DRY	DRY	0.17	0.17	0.17
cis-1,2-Dichloroethene	µg/L	NA	NA	NA	NA	DRY	DRY	DRY	0.19	1.3	2.4
Dichlorodifluoromethane	µg/L	NA	NA	NA	NA	DRY	DRY	DRY	1.5	0.69	**0.43**
Methylene Chloride	µg/L	NA	NA	NA	NA	DRY	DRY	DRY	0.44	0.44	0.44
Methyl t-butyl ether	µg/L	NA	NA	NA	NA	DRY	DRY	DRY	0.13	0.13	0.13
o-Xylene	µg/L	NA	NA	NA	NA	DRY	DRY	DRY	0.14	0.14	0.14
Tetrachloroethene	µg/L	NA	NA	NA	NA	DRY	DRY	DRY	1.4	3.2	7.4
Toluene	µg/L	NA	NA	NA	NA	DRY	DRY	DRY	0.15	0.15	0.15
trans-1,2-Dichloroethene	µg/L	NA	NA	NA	NA	DRY	DRY	DRY	0.19	0.19	**0.43**
Trichloroethene	µg/L	NA	NA	NA	NA	DRY	DRY	DRY	0.18	0.75	1.6
Trichlorofluoromethane	µg/L	NA	NA	NA	NA	DRY	DRY	DRY	**0.43**	0.20	0.20
Vinyl Chloride	µg/L	NA	NA	NA	NA	DRY	DRY	DRY	0.16	0.16	0.16
SEMI-VOLATILE ORGANIC COMPOUNDS											
bis(2-Ethylhexyl) Phthalate	µg/L	NA	NA	NA	NA	DRY	DRY	DRY	NA	NA	NA
Dimethlyphthalate	µg/L	NA	NA	NA	NA	DRY	DRY	DRY	NA	NA	NA
HERBICIDES, PESTICIDES & PCBs: ND											

[EA] (Extended analysis) - Appendix I and Appendix II constituents analyzed. Other monitoring periods analyzed for routine monitoring parameters. Only detected compounds included above.

TABLE 5-12 (CONT'D)
MID-VALLEY SANITARY LANDFILL
HISTORICAL SUMMARY - MONITORING WELL F-10

ANALYTE	UNITS	Oct 2006	Jan 2007	Apr 2007	Jul 2007	Oct 2007	Jan 2008	Apr 2008	Jul 2008	Oct 2008	Jan 2009
FIELD PARAMETERS											
Dissolved Oxygen (DO)	mg/L	9.6	10.1	4.9	4.8	10.3	18.4	10.0	7.2	6.3	8.0
Oxidation-Reduction Potential	mV	NA	NA	NA	NA	NA	NA	NA	NA	NA	NA
pH	units	6.6	6.6	6.4	6.9	7.8	7.4	7.2	7.67	7.71	7.76
Specific Conductance	µmhos/cm	430	260	610	400	210	350	531	425	424	393
Temperature	C°	19.2	19.3	28.6	19.8	20.6	19.7	21.5	21.3	20.1	19.0
Turbidity	NTU	0	38.6	38.1	0	11.4	5.9	7.0	13.9	14.4	0
GENERAL CHEMISTRY											
Alkalinity	mg/L	NA	NA	NA	NA	NA	NA	NA	NA	NA	NA
Anions	meq/L	NA	NA	NA	NA	NA	NA	NA	NA	NA	NA
Bicarbonate	mg/L	NA	NA	NA	NA	NA	NA	NA	NA	NA	NA
Carbonate	mg/L	NA	NA	NA	NA	NA	NA	NA	NA	NA	NA
Cations	meq/L	NA	NA	NA	NA	NA	NA	NA	NA	NA	NA
Chemical Oxygen Demand (COD)	mg/L	NA	NA	NA	NA	NA	NA	NA	NA	NA	NA
Chloride	mg/L	7.0	4.8	4.9	4.6	4.5	4.6	4.7	5.0	4.9	4.4
Cyanide	mg/L	NA	NA	NA	NA	NA	NA	NA	NA	NA	NA
Electrical Conductivity	umhos/cm	NA	NA	NA	NA	NA	NA	NA	NA	NA	NA
Fluoride	mg/L	NA	NA	NA	NA	NA	NA	NA	NA	NA	NA
Hardness	mg/L	NA	NA	NA	NA	NA	NA	NA	NA	NA	NA
Hydroxide	mg/L	NA	NA	NA	NA	NA	NA	NA	NA	NA	NA
Nitrate (as N)	mg/L	4.6	4.6	5.0	4.7	4.8	4.8	4.8	4.5	4.5	4.4[e]
ortho-Phosphate Phosphorus	mg/L	NA	NA	NA	NA	NA	NA	NA	NA	NA	NA
Perchlorate	mg/L	0.00046	0.00046	0.00046	0.00046	0.00046	0.00030	0.00030	0.00030	0.00030	0.002
Phenol	mg/L	NA	NA	NA	NA	NA	NA	NA	NA	NA	NA
Sulfate	mg/L	16	16	18	18	19	19	20	19	21	21
Sulfide	mg/L	NA	NA	NA	NA	NA	NA	NA	NA	NA	NA
Total Dissolved Solids (TDS)	mg/L	270	250	280	250	270	280	280	270	260	250
Total Organic Carbon (TOC)	mg/L	NA	NA	NA	NA	NA	NA	NA	NA	NA	NA
Total Organic Halides (TOX)	mg/L	NA	NA	NA	NA	NA	NA	NA	NA	NA	NA
METALS											
Aluminum	mg/L	NA	NA	NA	NA	NA	NA	NA	NA	NA	NA
Antimony	mg/L	NA	NA	NA	NA	NA	NA	NA	NA	NA	NA
Arsenic	mg/L	NA	NA	NA	NA	NA	NA	NA	NA	NA	NA
Barium	mg/L	NA	NA	NA	NA	NA	NA	NA	NA	NA	NA
Beryllium	mg/L	NA	NA	NA	NA	NA	NA	NA	NA	NA	NA
Boron	mg/L	NA	NA	NA	NA	NA	NA	NA	NA	NA	NA
Cadmium	mg/L	NA	NA	NA	NA	NA	NA	NA	NA	NA	NA
Calcium	mg/L	68	69	65	77	72	63	66	64	58	59
Chromium-Hexavalent	mg/L	NA	NA	NA	NA	NA	NA	NA	NA	NA	NA
Chromium-Total	mg/L	NA	NA	NA	NA	NA	NA	NA	NA	NA	NA
Cobalt	mg/L	NA	NA	NA	NA	NA	NA	NA	NA	NA	NA
Copper	mg/L	NA	NA	NA	NA	NA	NA	NA	NA	NA	NA
Iron	mg/L	NA	NA	NA	NA	NA	NA	NA	NA	NA	NA
Lead	mg/L	NA	NA	NA	NA	NA	NA	NA	NA	NA	NA
Magnesium	mg/L	9.9	10	10	11	11	9.6	10	9.8	8.9	9.0
Manganese	mg/L	NA	NA	NA	NA	NA	NA	NA	NA	NA	NA
Mercury	mg/L	NA	NA	NA	NA	NA	NA	NA	NA	NA	NA
Molybdenum	mg/L	NA	NA	NA	NA	NA	NA	NA	NA	NA	NA
Nickel	mg/L	NA	NA	NA	NA	NA	NA	NA	NA	NA	NA
Phosphorus	mg/L	NA	NA	NA	NA	NA	NA	NA	NA	NA	NA
Potassium	mg/L	NA	NA	NA	NA	NA	NA	NA	NA	NA	NA
Selenium	mg/L	NA	NA	NA	NA	NA	NA	NA	NA	NA	NA
Silver	mg/L	NA	NA	NA	NA	NA	NA	NA	NA	NA	NA
Sodium	mg/L	11	11	10	12	11	9.5	11	10	9.6	9.9
Thallium	mg/L	NA	NA	NA	NA	NA	NA	NA	NA	NA	NA
Tin	mg/L	NA	NA	NA	NA	NA	NA	NA	NA	NA	NA
Vanadium	mg/L	NA	NA	NA	NA	NA	NA	NA	NA	NA	NA
Zinc	mg/L	NA	NA	NA	NA	NA	NA	NA	NA	NA	NA
VOLATILE ORGANIC COMPOUNDS											
1,1-Dichloroethane	µg/L	1.2	0.62	**0.45**	**0.45**	**0.36**	**0.33**	0.25	0.13	0.13	0.13
1,2-Dichloroethane	µg/L	0.25	0.25	0.13	0.098	0.098	0.24	0.24	0.24	0.24	0.24
1,2-Dichloropropane	µg/L	0.16	0.16	0.12	0.12	0.12	0.16	0.41	0.16	0.16	0.16
Benzene	µg/L	0.13	0.13	0.14	0.12	0.12	0.18	0.32	0.18	0.18	0.18
Carbon Disulfide	µg/L	0.38	0.38	0.24	0.24	0.24	0.40	0.40	0.40	0.40	0.40
Chloroethane	µg/L	0.17	0.17	0.094	0.12	0.12	0.25	0.36	0.25	0.25	0.25
Chloroform	µg/L	**0.32**	**0.18**	**0.15**	0.098	**0.13**	0.23	0.24	0.23	0.23	0.23
Chloromethane	µg/L	0.17	0.17	0.072	0.14	0.14	0.20	0.35	0.20	0.20	0.20
cis-1,2-Dichloroethene	µg/L	2.2	0.95	0.68	0.68	**0.41**	**0.49**	0.32	0.32	0.32	0.32
Dichlorodifluoromethane	µg/L	**0.44**	0.62	0.60	0.53	**0.46**	0.21	**0.44**	0.22	**0.44**	**0.31**
Methylene Chloride	µg/L	0.44	0.44	0.16	0.16	0.16	0.27	0.27	0.27	0.27	0.27
Methyl t-butyl ether	µg/L	0.13	0.13	0.13	0.13	0.13	0.13	0.13	0.13	0.22	0.22
o-Xylene	µg/L	0.14	0.14	0.096	0.12	0.12	0.16	0.27	0.13	0.13	0.13
Tetrachloroethene	µg/L	7.9	6.8	6.8	7.4	6.5	5.9	4.7	3.6	2.7	2.3
Toluene	µg/L	0.15	0.15	0.12	0.12	0.12	0.14	0.24	0.12	0.12	0.12
trans-1,2-Dichloroethene	µg/L	0.19	0.19	0.18	0.14	0.14	0.14	0.32	0.14	0.14	0.14
Trichloroethene	µg/L	1.4	0.77	0.62	0.66	0.51	**0.49**	**0.32**	0.16	0.16	0.16
Trichlorofluoromethane	µg/L	**0.31**	**0.28**	**0.30**	**0.33**	**0.30**	0.22	0.28	0.22	0.22	0.22
Vinyl Chloride	µg/L	0.16	0.16	0.14	0.14	0.14	0.16	0.34	0.16	0.16	0.16
SEMI-VOLATILE ORGANIC COMPOUNDS											
bis(2-Ethylhexyl) Phthalate	µg/L	NA	NA	NA	NA	NA	NA	NA	NA	NA	NA
Dimethlyphthalate	µg/L	NA	NA	NA	NA	NA	NA	NA	NA	NA	NA
HERBICIDES, PESTICIDES & PCBs: ND											

[EA] (Extended analysis) - Appendix I and Appendix II constituents analyzed. Other monitoring periods analyzed for routine monitoring parameters. Only detected compounds included above.

TABLE 5-12 (CONT'D)
MID-VALLEY SANITARY LANDFILL
HISTORICAL SUMMARY - MONITORING WELL F-10

ANALYTE	UNITS	Apr 2009	Jul 2009	Oct 2009	Jan 2010	Apr 2010	Jul 2010	Oct[EA] 2010	Jan 2011	Apr 2011	Jul 2011
FIELD PARAMETERS											
Dissolved Oxygen (DO)	mg/L	7.3	5.8	7.2	6.0	10.0	7.5	6.8	6.2	7.4	6.5
Oxidation-Reduction Potential	mV	NA	NA	NA	NA	NA	1	-32	-82	-22	233
pH	units	7.82	6.77	7.49	7.17	6.45	7.02	7.54	7.19	7.25	7.19
Specific Conductance	µmhos/cm	415	388	403	396	414	394	391	392	386	397
Temperature	C°	20.5	21.0	21.1	20.2	19.3	19.6	19.2	18.5	19.6	20.9
Turbidity	NTU	3.2	1.4	4.1	5.9	11.4	14.5	10	29.9	75.4	37.2
GENERAL CHEMISTRY											
Alkalinity	mg/L	NA	NA	NA	NA	NA	NA	150	NA	NA	NA
Anions	meq/L	NA	NA	NA	NA	NA	NA	3.8	NA	NA	NA
Bicarbonate	mg/L	NA	NA	NA	NA	NA	NA	150	NA	NA	NA
Carbonate	mg/L	NA	NA	NA	NA	NA	NA	NA	NA	NA	NA
Cations	meq/L	NA	NA	NA	NA	NA	NA	4.2	NA	NA	NA
Chemical Oxygen Demand (COD)	mg/L	NA	NA	NA	NA	NA	NA	4.5	NA	NA	NA
Chloride	mg/L	4.4	4.1	3.6	3.8	4.0	3.7	3.7	4.0	3.6	3.4
Cyanide	mg/L	NA	NA	NA	NA	NA	NA	0.0016	NA	NA	NA
Electrical Conductivity	umhos/cm	NA	NA	NA	NA	NA	NA	367	NA	NA	NA
Fluoride	mg/L	NA	NA	NA	NA	NA	NA	0.36	NA	NA	NA
Hardness	mg/L	NA	NA	NA	NA	NA	NA	180	NA	NA	NA
Hydroxide	mg/L	NA	NA	NA	NA	NA	NA	4.1	NA	NA	NA
Nitrate (as N)	mg/L	4.2	4.1	3.8	3.8	3.8	3.7	3.8	3.4	3.3	3.2
ortho-Phosphate Phosphorus	mg/L	NA	NA	NA	NA	NA	NA	**0.044**	NA	NA	NA
Perchlorate	mg/L	0.00035	0.00035	0.00035	0.00035	0.00035	0.00035	0.00061	0.00061	0.00061	0.00061
Phenol	mg/L	NA	NA	NA	NA	NA	NA	**0.0062**[(5)]	NA	NA	NA
Sulfate	mg/L	21	20	20	20	20	19	20	19	19	18
Sulfide	mg/L	NA	NA	NA	NA	NA	NA	0.050	NA	NA	NA
Total Dissolved Solids (TDS)	mg/L	230	250	280	220	240	240	240	240	230	260
Total Organic Carbon (TOC)	mg/L	NA	NA	NA	NA	NA	NA	**0.21**[(5)]	NA	NA	NA
Total Organic Halides (TOX)	mg/L	NA	NA	NA	NA	NA	NA	0.0034	NA	NA	NA
METALS											
Aluminum	mg/L	NA	NA	NA	NA	NA	NA	0.026	NA	NA	NA
Antimony	mg/L	NA	NA	NA	NA	NA	NA	0.010	NA	NA	NA
Arsenic	mg/L	NA	NA	NA	NA	NA	NA	0.140	NA	NA	NA
Barium	mg/L	NA	NA	NA	NA	NA	NA	0.023	NA	NA	NA
Beryllium	mg/L	NA	NA	NA	NA	NA	NA	0.0010	NA	NA	NA
Boron	mg/L	NA	NA	NA	NA	NA	NA	**0.014**[(5)]	NA	NA	NA
Cadmium	mg/L	NA	NA	NA	NA	NA	NA	0.0010	NA	NA	NA
Calcium	mg/L	60	60	59	61	57	57	59	55	56	58
Chromium-Hexavalent	mg/L	NA	NA	NA	NA	NA	NA	NA	NA	NA	NA
Chromium-Total	mg/L	NA	NA	NA	NA	NA	NA	0.0010	NA	NA	NA
Cobalt	mg/L	NA	NA	NA	NA	NA	NA	0.0050	NA	NA	NA
Copper	mg/L	NA	NA	NA	NA	NA	NA	0.0023	NA	NA	NA
Iron	mg/L	NA	NA	NA	NA	NA	NA	0.150	NA	NA	NA
Lead	mg/L	NA	NA	NA	NA	NA	NA	0.0050	NA	NA	NA
Magnesium	mg/L	9.1	9.2	9.2	9.6	8.8	9.0	8.9	8.6	8.7	9.1
Manganese	mg/L	NA	NA	NA	NA	NA	NA	0.017	NA	NA	NA
Mercury	mg/L	NA	NA	NA	NA	NA	NA	0.000017	NA	NA	NA
Molybdenum	mg/L	NA	NA	NA	NA	NA	NA	NA	NA	NA	NA
Nickel	mg/L	NA	NA	NA	NA	NA	NA	0.0012	NA	NA	NA
Phosphorus	mg/L	NA	NA	NA	NA	NA	NA	**0.022**	NA	NA	NA
Potassium	mg/L	NA	NA	NA	NA	NA	NA	2.9	NA	NA	NA
Selenium	mg/L	NA	NA	NA	NA	NA	NA	0.011	NA	NA	NA
Silver	mg/L	NA	NA	NA	NA	NA	NA	0.0011	NA	NA	NA
Sodium	mg/L	10	11	10	11	10	10	11	10	10	10
Thallium	mg/L	NA	NA	NA	NA	NA	NA	0.015	NA	NA	NA
Tin	mg/L	NA	NA	NA	NA	NA	NA	0.0050	NA	NA	NA
Vanadium	mg/L	NA	NA	NA	NA	NA	NA	**0.0034**	NA	NA	NA
Zinc	mg/L	NA	NA	NA	NA	NA	NA	0.0059	NA	NA	NA
VOLATILE ORGANIC COMPOUNDS											
1,1-Dichloroethane	µg/L	0.13	0.13	0.13	0.081	0.081	0.11	0.11	0.11	0.11	0.11
1,2-Dichloroethane	µg/L	0.24	0.24	0.24	0.14	0.14	0.17	0.17	0.17	0.17	0.17
1,2-Dichloropropane	µg/L	0.16	0.16	0.16	0.12	0.12	0.13	0.13	0.13	0.13	0.13
Benzene	µg/L	0.18	0.18	0.18	0.086	0.086	0.083	0.083	0.083	0.083	0.083
Carbon Disulfide	µg/L	0.40	0.40	0.40	0.35	0.35	0.38	0.38	0.38	0.38	0.38
Chloroethane	µg/L	0.25	0.25	0.25	0.11	0.11	0.14	0.14	0.14	0.14	0.14
Chloroform	µg/L	0.23	0.23	0.23	0.072	0.072	0.12	0.12	0.12	0.12	0.12
Chloromethane	µg/L	0.20	0.20	**0.37**[(5)]	0.11	0.11	0.14	0.14	0.14	0.14	0.14
cis-1,2-Dichloroethene	µg/L	0.32	0.32	0.32	0.11	0.11	**0.10**	0.085	0.085	0.085	0.085
Dichlorodifluoromethane	µg/L	0.22	0.22	0.21	**0.22**	**0.21**	**0.26**	**0.27**	**0.49**	0.66	0.84
Methylene Chloride	µg/L	0.27	0.27	0.28	0.28	0.50	0.48	0.48	0.48	0.48	0.48
Methyl t-butyl ether	µg/L	0.22	0.22	0.22	0.11	0.11	0.11	0.11	0.11	0.11	0.11
o-Xylene	µg/L	0.13	0.13	0.12	0.12	0.12	0.082	0.082	0.082	0.082	0.082
Tetrachloroethene	µg/L	1.9	1.7	1.4	1.4	1.6	1.8	1.7	1.8	1.8	2.2
Toluene	µg/L	0.12	0.12	0.12	0.093	0.093	0.093	0.093	0.093	0.093	0.093
trans-1,2-Dichloroethene	µg/L	0.14	0.14	0.14	0.097	0.097	0.15	0.15	0.15	0.15	0.15
Trichloroethene	µg/L	0.16	0.16	0.13	0.13	0.13	**0.12**	**0.13**	**0.16**	0.085	**0.21**
Trichlorofluoromethane	µg/L	0.22	0.22	0.22	**0.16**	**0.14**	0.13	**0.25**	**0.32**	**0.32**	**0.42**
Vinyl Chloride	µg/L	0.16	0.16	0.16	0.14	0.14	0.12	0.12	0.12	0.12	0.12
SEMI-VOLATILE ORGANIC COMPOUNDS											
bis(2-Ethylhexyl) Phthalate	µg/L	NA	NA	NA	NA	NA	NA	3.0	NA	NA	NA
Dimethlyphthalate	µg/L	NA	NA	NA	NA	NA	NA	0.39	NA	NA	NA
HERBICIDES, PESTICIDES & PCBs: ND											

[EA] (Extended analysis) - Appendix I and Appendix II constituents analyzed. Other monitoring periods analyzed for routine monitoring parameters. Only detected compounds included above.

TABLE 5-12 (CONT'D)
MID-VALLEY SANITARY LANDFILL
HISTORICAL SUMMARY - MONITORING WELL F-10

ANALYTE	UNITS	Oct 2011	Jan 2012	May 2012	Aug 2012	Nov 2012	Feb 2013	May 2013	Aug 2013	Nov 2013	Feb 2014
FIELD PARAMETERS											
Dissolved Oxygen (DO)	mg/L	6.8	7.5	7.1	6.7	8.0	6.81	7.27	6.97	6.50	6.83
Oxidation-Reduction Potential	mV	35	97	216	227	202	247	253	153	190	133
pH	units	7.27	6.99	6.94	6.90	7.01	7.76	7.03	6.99	6.39	7.29
Specific Conductance	µmhos/cm	397	398	468	486	492	384	479	489	497	468
Temperature	C°	19.2	18.6	19.4	20.1	18.8	20.4	19.38	19.20	18.65	18.72
Turbidity	NTU	3.8	6.9	17.4	17.1	4.7	19.6	5.6	4.1	3.2	7.5
GENERAL CHEMISTRY											
Alkalinity	mg/L	NA	NA	NA	NA	NA	NA	NA	NA	NA	NA
Anions	meq/L	NA	NA	NA	NA	NA	NA	NA	NA	NA	NA
Bicarbonate	mg/L	NA	NA	NA	NA	NA	NA	NA	NA	NA	NA
Carbonate	mg/L	NA	NA	NA	NA	NA	NA	NA	NA	NA	NA
Cations	meq/L	NA	NA	NA	NA	NA	NA	NA	NA	NA	NA
Chemical Oxygen Demand (COD)	mg/L	NA	NA	NA	NA	NA	NA	NA	NA	NA	NA
Chloride	mg/L	4.0	4.4	7.0	7.7	7.2	5.6	5.4	4.9	5.1	4.8
Cyanide	mg/L	NA	NA	NA	NA	NA	NA	NA	NA	NA	NA
Electrical Conductivity	umhos/cm	NA	NA	NA	NA	NA	NA	NA	NA	NA	NA
Fluoride	mg/L	NA	NA	NA	NA	NA	NA	NA	NA	NA	NA
Hardness	mg/L	NA	NA	NA	NA	NA	NA	NA	NA	NA	NA
Hydroxide	mg/L	NA	NA	NA	NA	NA	NA	NA	NA	NA	NA
Nitrate (as N)	mg/L	3.3	3.3	5.4	5.4	4.8	4.4	4.2	4.1	4.1	4.0
ortho-Phosphate Phosphorus	mg/L	NA	NA	NA	NA	NA	NA	NA	NA	NA	NA
Perchlorate	mg/L	0.00027	0.00027	0.00081	0.00081	0.00081	0.00081	0.00081	0.00081	0.00081	0.00045
Phenol	mg/L	NA	NA	NA	NA	NA	NA	NA	NA	NA	NA
Sulfate	mg/L	19	19	19	18	19	19	20	19	20	20
Sulfide	mg/L	NA	NA	NA	NA	NA	NA	NA	NA	NA	NA
Total Dissolved Solids (TDS)	mg/L	250	240	280	300	310	300	290	330	300	280
Total Organic Carbon (TOC)	mg/L	NA	NA	NA	NA	NA	NA	NA	NA	NA	NA
Total Organic Halides (TOX)	mg/L	NA	NA	NA	NA	NA	NA	NA	NA	NA	NA
METALS											
Aluminum	mg/L	NA	NA	NA	NA	NA	NA	NA	NA	NA	NA
Antimony	mg/L	NA	NA	NA	NA	NA	NA	NA	NA	NA	NA
Arsenic	mg/L	NA	NA	NA	NA	NA	NA	NA	NA	NA	NA
Barium	mg/L	NA	NA	NA	NA	NA	NA	NA	NA	NA	NA
Beryllium	mg/L	NA	NA	NA	NA	NA	NA	NA	NA	NA	NA
Boron	mg/L	NA	NA	NA	NA	NA	NA	NA	NA	NA	NA
Cadmium	mg/L	NA	NA	NA	NA	NA	NA	NA	NA	NA	NA
Calcium	mg/L	58	59	70	75	76	73	73	75	73	82
Chromium-Hexavalent	mg/L	NA	NA	NA	NA	NA	NA	NA	NA	NA	NA
Chromium-Total	mg/L	NA	NA	NA	NA	NA	NA	NA	NA	NA	NA
Cobalt	mg/L	NA	NA	NA	NA	NA	NA	NA	NA	NA	NA
Copper	mg/L	NA	NA	NA	NA	NA	NA	NA	NA	NA	NA
Iron	mg/L	NA	NA	NA	NA	NA	NA	NA	NA	NA	NA
Lead	mg/L	NA	NA	NA	NA	NA	NA	NA	NA	NA	NA
Magnesium	mg/L	8.7	9.1	11	12	12	11	11	11	11	13
Manganese	mg/L	NA	NA	NA	NA	NA	NA	NA	NA	NA	NA
Mercury	mg/L	NA	NA	NA	NA	NA	NA	NA	NA	NA	NA
Molybdenum	mg/L	NA	NA	NA	NA	NA	NA	NA	NA	NA	NA
Nickel	mg/L	NA	NA	NA	NA	NA	NA	NA	NA	NA	NA
Phosphorus	mg/L	NA	NA	NA	NA	NA	NA	NA	NA	NA	NA
Potassium	mg/L	NA	NA	NA	NA	NA	NA	NA	NA	NA	NA
Selenium	mg/L	NA	NA	NA	NA	NA	NA	NA	NA	NA	NA
Silver	mg/L	NA	NA	NA	NA	NA	NA	NA	NA	NA	NA
Sodium	mg/L	9.6	11	12	12	12	12	11	12	12	13
Thallium	mg/L	NA	NA	NA	NA	NA	NA	NA	NA	NA	NA
Tin	mg/L	NA	NA	NA	NA	NA	NA	NA	NA	NA	NA
Vanadium	mg/L	NA	NA	NA	NA	NA	NA	NA	NA	NA	NA
Zinc	mg/L	NA	NA	NA	NA	NA	NA	NA	NA	NA	NA
VOLATILE ORGANIC COMPOUNDS											
1,1-Dichloroethane	µg/L	**0.14**	**0.13**	0.62	0.87	0.79	**0.48**	**0.31**	**0.23**	**0.22**	**0.15**
1,2-Dichloroethane	µg/L	0.17	0.17	0.17	0.17	0.17	0.17	0.17	0.17	0.17	0.17
1,2-Dichloropropane	µg/L	0.13	0.13	0.13	0.13	0.13	0.13	0.13	0.13	0.13	0.13
Benzene	µg/L	0.083	0.083	0.083	0.083	0.083	0.083	0.083	0.083	0.083	0.083
Carbon Disulfide	µg/L	0.38	0.38	0.38	0.38	0.38	0.38	0.38	0.38	0.38	0.38
Chloroethane	µg/L	0.14	0.14	0.14	0.14	0.14	0.14	0.14	0.14	0.14	0.14
Chloroform	µg/L	0.12	0.12	0.12	**0.14**	**0.15**	0.12	0.12	0.12	0.12	0.12
Chloromethane	µg/L	0.14	0.14	0.14	0.14	0.14	0.14	0.14	0.14	0.14	0.14
cis-1,2-Dichloroethene	µg/L	**0.16**	**0.14**	0.67	0.78	0.84	0.085	**0.17**	**0.14**	**0.10**	**0.090**
Dichlorodifluoromethane	µg/L	1.0	1.1	1.8	1.4	1.3	1.1	1.0	1.2	0.74	**0.43**
Methylene Chloride	µg/L	0.48	0.48	0.48	0.48	0.48	0.48	0.48	0.48	0.48	0.48
Methyl t-butyl ether	µg/L	0.11	0.11	**0.18**	**0.17**	**0.12**	0.11	0.11	0.11	0.11	0.11
o-Xylene	µg/L	0.082	0.082	NA	0.082	0.082	0.082	0.082	0.082	0.082	0.082
Tetrachloroethene	µg/L	2.4	2.8	6.4	5.7	7.2	5.0	4.4	3.9	4.2	3.2
Toluene	µg/L	0.093	0.093	0.093	0.093	0.093	0.093	0.093	0.093	0.093	0.093
trans-1,2-Dichloroethene	µg/L	0.15	0.15	0.15	0.15	0.15	0.15	0.15	0.15	0.15	0.15
Trichloroethene	µg/L	**0.24**	**0.22**	0.54	0.62	0.69	**0.38**	**0.25**	**0.22**	**0.19**	**0.16**
Trichlorofluoromethane	µg/L	**0.46**	0.53	0.62	0.52	0.67	0.53	**0.42**	**0.43**	**0.38**	**0.26**
Vinyl Chloride	µg/L	0.12	0.12	0.12	0.12	0.12	0.12	0.12	0.12	0.12	0.12
SEMI-VOLATILE ORGANIC COMPOUNDS											
bis(2-Ethylhexyl) Phthalate	µg/L	NA	NA	NA	NA	NA	NA	NA	NA	NA	NA
Dimethlyphthalate	µg/L	NA	NA	NA	NA	NA	NA	NA	NA	NA	NA
HERBICIDES, PESTICIDES & PCBs: ND											

[EA] (Extended analysis) - Appendix I and Appendix II constituents analyzed. Other monitoring periods analyzed for routine monitoring parameters. Only detected compounds included above.

TABLE 5-12 (CONT'D)
MID-VALLEY SANITARY LANDFILL
HISTORICAL SUMMARY - MONITORING WELL F-10

ANALYTE	UNITS	May 2014	Aug 2014	Nov 2014	Feb 2015	May 2015	MED.	AVG.	STD. DEV.	MIN.	MAX.
FIELD PARAMETERS											
Dissolved Oxygen (DO)	mg/L	5.25	7.09	6.74	7.22	DRY	6.46	5.55	3.94	0.2	18.4
Oxidation-Reduction Potential	mV	224	40	55	27	DRY	172	144	95.1	1	253
pH	units	7.07	6.01	6.76	6.78	DRY	7.25	7.22	0.423	6.01	7.9
Specific Conductance	µmhos/cm	357	868	350	894	DRY	387	403	126	200	894
Temperature	C°	20.10	20.44	19.99	20.31	DRY	20.0	20.2	2.63	12	28.6
Turbidity	NTU	17.3	10.7	50.9	51.9	DRY	4.10	11.7	18.3	0	75.4
GENERAL CHEMISTRY											
Alkalinity	mg/L	NA	NA	NA	NA	DRY	156	157	6.97	150	165
Anions	meq/L	NA	NA	NA	NA	DRY	3.80	3.85	0.240	3.55	4.11
Bicarbonate	mg/L	NA	NA	NA	NA	DRY	180	176	24.0	150	201
Carbonate	mg/L	NA	NA	NA	NA	DRY	NC	NC	NC	NC	NC
Cations	meq/L	NA	NA	NA	NA	DRY	4.20	4.33	0.554	3.70	5.01
Chemical Oxygen Demand (COD)	mg/L	NA	NA	NA	NA	DRY	NC	NC	NC	3.0	**7.0**
Chloride	mg/L	4.7	4.4	4.3	4.2	DRY	4.40	4.63	1.77	2.1	10
Cyanide	mg/L	NA	NA	NA	NA	DRY	NC	NC	NC	NC	NC
Electrical Conductivity	umhos/cm	NA	NA	NA	NA	DRY	367	367	0.0	367	367
Fluoride	mg/L	NA	NA	NA	NA	DRY	0.360	0.352	0.0493	0.3	0.4
Hardness	mg/L	NA	NA	NA	NA	DRY	180	179	13.4	160	206
Hydroxide	mg/L	NA	NA	NA	NA	DRY	NC	NC	NC	NC	NC
Nitrate (as N)	mg/L	3.8	3.7	3.4	3.3	DRY	3.30	2.92	1.58	**0.01**	5.4
ortho-Phosphate Phosphorus	mg/L	NA	NA	NA	NA	DRY	NC	NC	NC	**0.01**	**0.044**
Perchlorate	mg/L	0.00045	0.00045	0.00045	0.0013	DRY	NC	NC	NC	NC	NC
Phenol	mg/L	NA	NA	NA	NA	DRY	NC	NC	NC	NC	NC
Sulfate	mg/L	21	20	20	20	DRY	20.0	18.1	5.60	0.60	25
Sulfide	mg/L	NA	NA	NA	NA	DRY	NC	NC	NC	NC	NC
Total Dissolved Solids (TDS)	mg/L	280	250	240	260	DRY	230	237	44.3	62.0	330
Total Organic Carbon (TOC)	mg/L	NA	NA	NA	NA	DRY	1.05	1.52	1.18	0.50	3.0
Total Organic Halides (TOX)	mg/L	NA	NA	NA	NA	DRY	NC	NC	NC	NC	NC
METALS											
Aluminum	mg/L	NA	NA	NA	NA	DRY	0.119	0.0822	0.0513	0.026	0.12
Antimony	mg/L	NA	NA	NA	NA	DRY	NC	NC	NC	NC	NC
Arsenic	mg/L	NA	NA	NA	NA	DRY	0.00300	0.0480	0.0712	**0.0011**	0.140
Barium	mg/L	NA	NA	NA	NA	DRY	0.0205	0.0333	0.0328	**0.018**	0.023
Beryllium	mg/L	NA	NA	NA	NA	DRY	NC	NC	NC	NC	NC
Boron	mg/L	NA	NA	NA	NA	DRY	0.0300	0.0473	0.0421	**0.012**	0.1
Cadmium	mg/L	NA	NA	NA	NA	DRY	0.00125	0.00178	0.00180	0.0001	0.0040
Calcium	mg/L	66	69	65	53	DRY	58.5	60.0	8.88	47	82
Chromium-Hexavalent	mg/L	NA	NA	NA	NA	DRY	NC	NC	NC	0.01	0.04
Chromium-Total	mg/L	NA	NA	NA	NA	DRY	0.00345	0.00380	0.00331	0.0010	0.0039
Cobalt	mg/L	NA	NA	NA	NA	DRY	NC	NC	NC	NC	NC
Copper	mg/L	NA	NA	NA	NA	DRY	NC	NC	NC	**0.00050**	**0.00050**
Iron	mg/L	NA	NA	NA	NA	DRY	0.0700	0.124	0.138	0.006	0.46
Lead	mg/L	NA	NA	NA	NA	DRY	0.00300	0.401	0.619	**0.00011**	1.2
Magnesium	mg/L	10	11	10	8.1	DRY	8.80	8.94	1.45	6.9	13
Manganese	mg/L	NA	NA	NA	NA	DRY	0.0190	0.0340	0.0471	**0.00034**	0.019
Mercury	mg/L	NA	NA	NA	NA	DRY	NC	NC	NC	NC	NC
Molybdenum	mg/L	NA	NA	NA	NA	DRY	0.00810	0.00858	0.000950	0.0081	0.0081
Nickel	mg/L	NA	NA	NA	NA	DRY	NC	NC	NC	NC	NC
Phosphorus	mg/L	NA	NA	NA	NA	DRY	0.0600	0.248	0.357	**0.022**	0.77
Potassium	mg/L	NA	NA	NA	NA	DRY	2.70	2.78	0.591	2.1	3.9
Selenium	mg/L	NA	NA	NA	NA	DRY	0.00650	0.00603	0.00414	**0.0016**	0.009
Silver	mg/L	NA	NA	NA	NA	DRY	NC	NC	NC	NC	NC
Sodium	mg/L	11	11	11	9.0	DRY	10.0	10.0	1.56	5.94	14
Thallium	mg/L	NA	NA	NA	NA	DRY	NC	NC	NC	NC	NC
Tin	mg/L	NA	NA	NA	NA	DRY	NC	NC	NC	NC	NC
Vanadium	mg/L	NA	NA	NA	NA	DRY	0.00420	0.00950	0.00973	**0.0023**	0.022
Zinc	mg/L	NA	NA	NA	NA	DRY	0.0100	0.0147	0.0114	0.002	**0.0339**
VOLATILE ORGANIC COMPOUNDS											
1,1-Dichloroethane	µg/L	**0.12**	0.11	0.11	0.11	DRY	0.230	0.309	0.304	0.061	1.7
1,2-Dichloroethane	µg/L	0.17	0.17	0.17	0.17	DRY	0.230	0.224	0.0832	0.081	0.56
1,2-Dichloropropane	µg/L	0.13	0.13	0.13	0.13	DRY	0.160	0.198	0.0901	0.062	**0.17**
Benzene	µg/L	0.083	0.083	0.083	0.083	DRY	NC	NC	NC	0.035	**0.5**
Carbon Disulfide	µg/L	0.38	0.38	0.38	0.38	DRY	0.380	0.468	0.451	0.24	2.7
Chloroethane	µg/L	0.14	0.14	0.14	0.14	DRY	NC	NC	NC	0.094	**0.38**
Chloroform	µg/L	0.12	0.12	0.12	0.12	DRY	NC	NC	NC	0.048	2.5
Chloromethane	µg/L	0.14	0.14	0.14	0.14	DRY	NC	NC	NC	0.056	**0.49**
cis-1,2-Dichloroethene	µg/L	0.085	0.085	0.085	0.085	DRY	0.180	0.357	0.499	0.070	2.4
Dichlorodifluoromethane	µg/L	0.51	**0.40**	0.76	**0.30**	DRY	0.290	0.454	0.381	0.08	1.8
Methylene Chloride	µg/L	0.48	0.48	0.48	0.48	DRY	NC	NC	NC	NC	NC
Methyl t-butyl ether	µg/L	0.11	0.11	0.11	0.11	DRY	NC	NC	NC	0.11	**0.18**
o-Xylene	µg/L	0.082	0.082	0.082	0.082	DRY	NC	NC	NC	0.049	**0.14**
Tetrachloroethene	µg/L	2.9	2.4	2.0	1.6	DRY	1.30	2.12	2.29	0.16	7.9
Toluene	µg/L	0.093	0.093	0.093	0.093	DRY	NC	NC	NC	0.042	**0.5**
trans-1,2-Dichloroethene	µg/L	0.15	0.15	0.15	0.15	DRY	NC	NC	NC	0.03	**0.43**
Trichloroethene	µg/L	**0.14**	0.085	0.085	0.085	DRY	0.200	0.314	0.298	0.085	1.6
Trichlorofluoromethane	µg/L	**0.34**	**0.31**	**0.41**	**0.27**	DRY	NC	NC	NC	0.050	0.67
Vinyl Chloride	µg/L	0.12	0.12	0.12	0.12	DRY	0.195	0.281	0.237	0.12	1.1
SEMI-VOLATILE ORGANIC COMPOUNDS											
bis(2-Ethylhexyl) Phthalate	µg/L	NA	NA	NA	NA	DRY	NC	NC	NC	NC	NC
Dimethlyphthalate	µg/L	NA	NA	NA	NA	DRY	NC	NC	NC	NC	NC
HERBICIDES, PESTICIDES & PCBs: ND											

[EA] (Extended analysis) - Appendix I and Appendix II constituents analyzed. Other monitoring periods analyzed for routine monitoring parameters. Only detected compounds included above.

TABLE 5-13
MID-VALLEY SANITARY LANDFILL
HISTORICAL SUMMARY - MONITORING WELL F-11

ANALYTE	UNITS	Jun 1994	Aug 1994	Dec [EA] 1994	Mar [EA] 1995	May [EA] 1995	Jul [EA] 1995	Nov 1995	Feb 1996	May 1996	Jul 1996
FIELD PARAMETERS											
Dissolved Oxygen	mg/L	NA	NA	NA	NA	NA	NA	NA	NA	NA	NA
Oxidation-Reduction Potential	mV	NA	NA	NA	NA	NA	NA	NA	NA	NA	NA
pH	units	NA	NA	7.39	7.57	7.23	7.49	7.10	7.74	7.58	7.54
Specific Conductance	µmhos/cm	NA	NA	353	378	430	372	385	407	391	370
Temperature	C°	NA	NA	18	13	18	14	19	NA	NA	NA
Turbidity	NTU	NA	NA	NA	NA	NA	NA	NA	NA	NA	NA
GENERAL CHEMISTRY											
Alkalinity	mg/L	165	156	153	148	146	145	NA	NA	NA	NA
Anions	meq/L	4.14	3.96	3.57	3.17	3.02	3.03	NA	NA	NA	NA
Bicarbonate	mg/L	201	191	153	148	146	145	NA	NA	NA	NA
Biological Oxygen Demand (BOD)	mg/L	NA	NA	NA	NA	NA	NA	NA	NA	NA	NA
Carbonate	mg/L	1.0	1.0	NA	NA	NA	5.0	NA	NA	NA	NA
Cations	meq/L	4.53	4.57	4.32	4.45	4.38	4.17	NA	NA	NA	NA
Chemical Oxygen Demand (COD)	mg/L	8.0	8.0	3.0	8.57	3.0	15.6	NA	NA	NA	NA
Chloride	mg/L	5.0	3.0	6.0	6.0	6.0	6.0	6.0	4.0	3.0	6.0
Cyanide	mg/L	NA	NA	NA	NA	NA	NA	NA	NA	NA	NA
Fluoride	mg/L	0.4	0.3	**0.288**	**0.41**	**0.23**	**0.21**	NA	NA	NA	NA
Hardness	mg/L	186	188	170	170	176	172	185	185	174	182
Hydroxide	mg/L	1.0	1.0	5.0	5.0	5.0	5.0	NA	NA	NA	NA
Nitrate (as N)	mg/L	3.39	3.39	1.67	2.63	2.35	2.54	4.20	5.4	5.3	3.70
ortho-Phosphate Phosphorus	mg/L	NA	NA	0.06	**0.09**	0.06	0.06	NA	NA	NA	NA
Perchlorate	mg/L	NA	NA	NA	NA	NA	NA	NA	NA	NA	NA
Sulfate	mg/L	22	24	25.0	25.0	21.7	22.0	21.0	18	18	18.7
Sulfide	mg/L	NA	NA	NA	NA	NA	NA	NA	NA	NA	NA
Total Dissolved Solids (TDS)	mg/L	300	256	250	230	200	220	260	266	264	266
Total Organic Carbon (TOC)	mg/L	3	6	1.0	**1.30**	1.0	1.0	NA	NA	NA	NA
Total Organic Halides (TOX)	mg/L	0.005	0.005	**0.008**	0.005	0.005	0.005	NA	NA	NA	NA
Total Oxygen Demand (TOD)	mg/L	NA	NA	NA	NA	NA	NA	NA	NA	NA	NA
METALS											
Aluminum	mg/L	0.06	NA	0.039	**0.028**	0.01	0.038	NA	NA	NA	NA
Antimony	mg/L	0.05	NA	0.005	0.005	0.005	0.005	NA	NA	NA	NA
Arsenic	mg/L	0.004	NA	**0.0038**	**0.0025**	0.002	**0.003**	NA	NA	NA	NA
Barium	mg/L	0.022	NA	0.10	0.252	0.10	0.10	NA	NA	NA	NA
Beryllium	mg/L	0.0003	NA	0.0005	0.0005	0.0005	0.0005	NA	NA	NA	NA
Boron	mg/L	0.1	**0.06**	0.30	NA	0.280	0.09	NA	NA	NA	NA
Cadmium	mg/L	0.0094	NA	0.0001	0.0001	**0.0003**	**0.0003**	NA	NA	NA	NA
Calcium	mg/L	63	64	59.5	63.0	66.9	60.5	71	65	61	63.9
Chromium-Hexavalent	mg/L	0.02	NA	0.01	0.01	0.01	0.01	NA	NA	NA	NA
Chromium-Total	mg/L	0.01	NA	0.0025	0.0012	0.050	0.006	NA	NA	NA	NA
Cobalt	mg/L	0.01	NA	0.001	**0.0023**	**0.001**	0.001	NA	NA	NA	NA
Copper	mg/L	0.005	NA	0.03	0.03	0.03	0.03	NA	NA	NA	NA
Iron	mg/L	0.11	0.19	0.07	0.07	**0.090**	0.287	0.930	0.006	0.006	0.177
Lead	mg/L	0.12	NA	0.001	0.001	**0.001**	0.006	NA	NA	NA	NA
Magnesium	mg/L	9.0	10	9.13	9.20	7.90	7.75	8.40	9.20	9.3	9.1
Manganese	mg/L	0.005	0.027	0.05	0.05	0.05	0.05	0.05	0.0012	0.0012	0.0022
Mercury	mg/L	0.0002	NA	0.0002	0.0002	0.0002	0.0002	NA	NA	NA	NA
Molybdenum	mg/L	0.01	NA	0.0052	0.0055	0.005	0.007	NA	NA	NA	NA
Nickel	mg/L	0.015	NA	0.005	0.005	0.005	0.005	NA	NA	NA	NA
Phosphorus	mg/L	0.04	0.81	**0.09**	NA	0.06	0.06	NA	NA	NA	NA
Potassium	mg/L	3.0	2.6	2.34	2.82	2.38	2.72	2.80	2.6	2.3	2.63
Selenium	mg/L	0.012	NA	0.004	0.004	0.004	0.004	NA	NA	NA	NA
Silver	mg/L	0.004	NA	0.003	0.003	0.003	0.003	NA	NA	NA	NA
Sodium	mg/L	13	11	12.1	9.16	7.24	9.49	8.90	10.0	9.30	9.47
Thallium	mg/L	0.06	NA	0.001	0.001	0.001	0.001	NA	NA	NA	NA
Tin	mg/L	NA	NA	NA	NA	NA	NA	NA	NA	NA	NA
Vanadium	mg/L	0.005	NA	0.018	0.005	0.005	**0.006**	NA	NA	NA	NA
Zinc	mg/L	0.002	0.002	0.01	0.01	**0.010**	0.035	0.020	0.003	0.003	**0.019**
VOLATILE ORGANIC COMPOUNDS											
Carbon Disulfide	µg/L	NA	NA	NA	NA	NA	NA	NA	NA	NA	NA
Chloroform	µg/L	0.2	0.2	0.26	0.26	0.26	0.26	0.26	0.50	0.50	0.13
Chloromethane	µg/L	NA	NA	NA	NA	NA	NA	NA	NA	NA	NA
Dichlorodifluoromethane	µg/L	0.35	0.35	0.29	0.29	0.29	0.29	0.29	0.30	0.30	0.29
Methyl t-butyl ether (MTBE)	µg/L	NA	NA	NA	NA	NA	NA	NA	NA	NA	NA
Tetrachloroethene	µg/L	0.35	0.35	0.16	0.16	0.16	0.16	0.16	0.3	2.0	**0.27**
Toluene	µg/L	0.10	0.10	0.10	0.10	0.10	0.10	0.10	0.70	0.70	0.27
Trichloroethene	µg/L	0.50	0.20	0.31	0.31	0.31	0.31	0.31	0.30	0.30	0.19
Trichlorofluoromethane	µg/L	0.50	0.35	0.23	0.23	0.23	0.23	0.23	0.20	0.20	0.30
SEMI-VOLATILE ORGANIC COMPOUNDS											
bis(2-Ethylhexyl) Phthalate	µg/L	NR	NA	1.2	**7.7**[(5)]	**15.2**[(5)]	5.0	NA	NA	NA	NA
Diethylphthalate	µg/L	NA	NA	1.6	1.6	1.6	5.0	NA	NA	NA	NA
Dimethylphthalate	µg/L	NR	NA	**4.0**[(5)]	**5.1**[(5)]	**4.9**[(5)]	26[(5)]	NA	NA	NA	NA
HERBICIDES, PESTICIDES & PCBs: ND											

[EA] (Extended analysis) - Appendix I and Appendix II constituents analyzed. Other monitoring periods analyzed for routine monitoring parameters. Only detected compounds included above.

TABLE 5-13 (CONT'D)
MID-VALLEY SANITARY LANDFILL
HISTORICAL SUMMARY - MONITORING WELL F-11

ANALYTE	UNITS	Jul-96 Retest	Oct 1996	Jan 1997	Apr 1997	Jul 1997	Oct 1997	Jan 1998	Apr 1998	Jul 1998	Oct 1998
FIELD PARAMETERS											
Dissolved Oxygen	mg/L	NA	NA	7.2	NA	NA	NA	NA	NA	NA	NA
Oxidation-Reduction Potential	mV	NA	NA	NA	NA	NA	NA	NA	NA	NA	NA
pH	units	7.54	6.99	7.1	7.2	6.7	7.45	7.29	7.3	7.4	7.5
Specific Conductance	µmhos/cm	352	370	362	341	385	NA	NA	NA	NA	NA
Temperature	C°	NA	NA	NA	NA	NA	NA	NA	NA	NA	NA
Turbidity	NTU	NA	NA	NA	NA	NA	NA	NA	NA	NA	NA
GENERAL CHEMISTRY											
Alkalinity	mg/L	NA	NA	NA	NA	NA	NA	NA	NA	NA	NA
Anions	meq/L	NA	NA	NA	NA	NA	NA	NA	NA	NA	NA
Bicarbonate	mg/L	NA	NA	154	NA	NA	NA	NA	NA	NA	NA
Biological Oxygen Demand (BOD)	mg/L	NA	NA	7.5	NA	NA	NA	NA	NA	NA	NA
Carbonate	mg/L	NA	NA	5.0	NA	NA	NA	NA	NA	NA	NA
Cations	meq/L	NA	NA	NA	NA	NA	NA	NA	NA	NA	NA
Chemical Oxygen Demand (COD)	mg/L	NA	NA	NA	NA	NA	NA	NA	NA	NA	NA
Chloride	mg/L	5.0	6.0	10	**7.0**	6.0	6.0	6.0	6.0	6.0	6.0
Cyanide	mg/L	NA	NA	NA	NA	NA	NA	NA	NA	NA	NA
Fluoride	mg/L	NA	NA	NA	NA	NA	NA	NA	NA	NA	NA
Hardness	mg/L	175	172	176	176	NA	NA	NA	NA	NA	NA
Hydroxide	mg/L	NA	NA	NA	NA	NA	NA	NA	NA	NA	NA
Nitrate (as N)	mg/L	NA	3.6	2.6	1.02	1.22	4.9	2.8	3.8	3.6	3.3
ortho-Phosphate Phosphorus	mg/L	NA	NA	NA	NA	NA	NA	NA	NA	NA	NA
Perchlorate	mg/L	NA	NA	NA	NA	NA	0.0016	NA	NA	NA	NA
Sulfate	mg/L	NA	20	18	19.1	21	22	14.8	19	22	19
Sulfide	mg/L	NA	NA	NA	NA	NA	NA	NA	NA	NA	NA
Total Dissolved Solids (TDS)	mg/L	228	230	238	216	238	246	234	248	234	244
Total Organic Carbon (TOC)	mg/L	NA	NA	5.0	NA	NA	NA	NA	NA	NA	NA
Total Organic Halides (TOX)	mg/L	NA	NA	0.010	NA	NA	NA	NA	NA	NA	NA
Total Oxygen Demand (TOD)	mg/L	NA	NA	56	NA	NA	NA	NA	NA	NA	NA
METALS											
Aluminum	mg/L	NA	NA	NA	NA	NA	NA	NA	NA	NA	NA
Antimony	mg/L	NA	NA	NA	NA	NA	NA	NA	NA	NA	NA
Arsenic	mg/L	NA	NA	NA	NA	NA	NA	NA	NA	NA	NA
Barium	mg/L	NA	NA	NA	NA	NA	NA	NA	NA	NA	NA
Beryllium	mg/L	NA	NA	NA	NA	NA	NA	NA	NA	NA	NA
Boron	mg/L	NA	NA	NA	NA	NA	NA	NA	NA	NA	NA
Cadmium	mg/L	NA	NA	NA	NA	NA	NA	NA	NA	NA	NA
Calcium	mg/L	NA	131	52.1	52	58	54	57	81	69	66
Chromium-Hexavalent	mg/L	NA	NA	NA	NA	NA	NA	NA	NA	NA	NA
Chromium-Total	mg/L	NA	NA	NA	NA	NA	NA	NA	NA	NA	NA
Cobalt	mg/L	NA	NA	NA	NA	NA	NA	NA	NA	NA	NA
Copper	mg/L	NA	NA	NA	NA	NA	NA	NA	NA	NA	NA
Iron	mg/L	NA	0.1	0.1	0.06	NA	NA	NA	NA	NA	NA
Lead	mg/L	NA	NA	NA	NA	NA	NA	NA	NA	NA	NA
Magnesium	mg/L	NA	18.9	7.98	8.4	8.2	9.3	8.4	10	8.9	9.4
Manganese	mg/L	NA	**0.00032**	0.03	0.02	NA	NA	NA	NA	NA	NA
Mercury	mg/L	NA	NA	NA	NA	NA	NA	NA	NA	NA	NA
Molybdenum	mg/L	NA	NA	NA	NA	NA	NA	NA	NA	NA	NA
Nickel	mg/L	NA	NA	NA	NA	NA	NA	NA	NA	NA	NA
Phosphorus	mg/L	NA	NA	NA	NA	NA	NA	NA	NA	NA	NA
Potassium	mg/L	NA	2.49	2.59	2.9	NA	NA	NA	NA	NA	NA
Selenium	mg/L	NA	NA	NA	NA	NA	NA	NA	NA	NA	NA
Silver	mg/L	NA	NA	NA	NA	NA	NA	NA	NA	NA	NA
Sodium	mg/L	NA	7.94	9.93	8.8	9.1	13	9.5	10	10	8.7
Thallium	mg/L	NA	NA	NA	NA	NA	NA	NA	NA	NA	NA
Tin	mg/L	NA	NA	NA	NA	NA	NA	NA	NA	NA	NA
Vanadium	mg/L	NA	NA	NA	NA	NA	NA	NA	NA	NA	NA
Zinc	mg/L	NA	**0.019**	**0.0296**	**0.028**	NA	NA	NA	NA	NA	NA
VOLATILE ORGANIC COMPOUNDS											
Carbon Disulfide	µg/L	NA	NA	NA	NA	NA	NA	NA	NA	NA	NA
Chloroform	µg/L	0.13	0.13	0.13	0.13	0.17	0.17	0.17	0.17	0.17	0.17
Chloromethane	µg/L	NA	NA	NA	NA	NA	NA	NA	NA	NA	NA
Dichlorodifluoromethane	µg/L	0.29	0.29	0.29	0.29	0.22	0.22	0.22	0.22	0.22	0.22
Methyl t-butyl ether (MTBE)	µg/L	NA	NA	NA	NA	NA	NA	NA	NA	NA	NA
Tetrachloroethene	µg/L	**0.24**	0.17	0.17	0.17	0.32	0.32	0.32	0.32	0.32	0.32
Toluene	µg/L	0.27	0.27	0.27	0.27	0.12	0.12	0.12	0.12	0.12	0.12
Trichloroethene	µg/L	0.19	0.19	0.19	0.19	0.17	0.17	0.17	0.17	0.17	0.17
Trichlorofluoromethane	µg/L	0.30	0.30	0.30	0.30	0.25	0.25	0.25	0.25	0.25	0.25
SEMI-VOLATILE ORGANIC COMPOUNDS											
bis(2-Ethylhexyl) Phthalate	µg/L	NA	NA	NA	NA	NA	NA	NA	NA	NA	NA
Diethylphthalate	µg/L	NA	NA	NA	NA	NA	NA	NA	NA	NA	NA
Dimethylphthalate	µg/L	NA	NA	NA	NA	NA	NA	NA	NA	NA	NA
HERBICIDES, PESTICIDES & PCBs: ND											

[EA] (Extended analysis) - Appendix I and Appendix II constituents analyzed. Other monitoring periods analyzed for routine monitoring parameters. Only detected compounds included above.

TABLE 5-13 (CONT'D)
MID-VALLEY SANITARY LANDFILL
HISTORICAL SUMMARY - MONITORING WELL F-11

ANALYTE	UNITS	Jan 1999	Apr 1999	Jul 1999	Oct 1999	Jan 2000	Apr 2000	Jul 2000	Oct[EA] 2000	Jan 2001	Apr 2001
FIELD PARAMETERS											
Dissolved Oxygen	mg/L	7.1	6.0	6.5	6.8	6.7	6.5	7.0	6.3	7.0	5.7
Oxidation-Reduction Potential	mV	NA	NA	NA	NA	NA	NA	NA	NA	NA	NA
pH	units	7.53	7.6	7.7	7.8	7.8	7.6	7.3	7.8	7.8	7.0
Specific Conductance	µmhos/cm	NA	NA	NA	NA	NA	240	370	390	340	330
Temperature	C°	19	20	21	21	19	20	20	19	18	20
Turbidity	NTU	NA	NA	NA	NA	NA	1	0	0	0	0
GENERAL CHEMISTRY											
Alkalinity	mg/L	NA	NA	NA	NA	NA	NA	NA	160	NA	NA
Anions	meq/L	NA	NA	NA	NA	NA	NA	NA	3.98	NA	NA
Bicarbonate	mg/L	NA	NA	NA	NA	NA	NA	NA	190	NA	NA
Biological Oxygen Demand (BOD)	mg/L	NA	NA	NA	NA	NA	NA	NA	NA	NA	NA
Carbonate	mg/L	NA	NA	NA	NA	NA	NA	NA	2	NA	NA
Cations	meq/L	NA	NA	NA	NA	NA	NA	NA	4.10	NA	NA
Chemical Oxygen Demand (COD)	mg/L	NA	NA	NA	NA	NA	NA	NA	**5**	NA	NA
Chloride	mg/L	**3.8**	**4.5**	4	3	4	4	4	4	3	4
Cyanide	mg/L	NA	NA	NA	NA	NA	NA	NA	0.006	NA	NA
Fluoride	mg/L	NA	NA	NA	NA	NA	NA	NA	0.3	NA	NA
Hardness	mg/L	NA	NA	NA	NA	NA	NA	NA	180	NA	NA
Hydroxide	mg/L	NA	NA	NA	NA	NA	NA	NA	2	NA	NA
Nitrate (as N)	mg/L	5.2	3.5	5.5	5.1	5.3	5.1	4.9	3.8	3.8	3.4
ortho-Phosphate Phosphorus	mg/L	NA	NA	NA	NA	NA	NA	NA	**0.01**	NA	NA
Perchlorate	mg/L	NA	NA	NA	NA	NA	NA	NA	NA	0.001	0.001
Sulfate	mg/L	21	19	21	20	20	20	24	21	21	21
Sulfide	mg/L	NA	NA	NA	NA	NA	NA	NA	0.2	NA	NA
Total Dissolved Solids (TDS)	mg/L	248	371	280	270	270	290	240	230	240	220
Total Organic Carbon (TOC)	mg/L	NA	NA	NA	NA	NA	NA	NA	**0.29**	NA	NA
Total Organic Halides (TOX)	mg/L	NA	NA	NA	NA	NA	NA	NA	0.005	NA	NA
Total Oxygen Demand (TOD)	mg/L	NA	NA	NA	NA	NA	NA	NA	NA	NA	NA
METALS											
Aluminum	mg/L	NA	NA	NA	NA	NA	NA	NA	NA	NA	NA
Antimony	mg/L	NA	NA	NA	NA	NA	NA	NA	0.0001	NA	NA
Arsenic	mg/L	NA	NA	NA	NA	NA	NA	NA	**0.0017**	NA	NA
Barium	mg/L	NA	NA	NA	NA	NA	NA	NA	**0.020**	NA	NA
Beryllium	mg/L	NA	NA	NA	NA	NA	NA	NA	0.0004	NA	NA
Boron	mg/L	NA	NA	NA	NA	NA	NA	NA	0.005	NA	NA
Cadmium	mg/L	NA	NA	NA	NA	NA	NA	NA	0.0001	NA	NA
Calcium	mg/L	73	69	62	65	64	60	63	58	52	52
Chromium-Hexavalent	mg/L	NA	NA	NA	NA	NA	NA	NA	NA	NA	NA
Chromium-Total	mg/L	NA	NA	NA	NA	NA	NA	NA	**0.0038**	NA	NA
Cobalt	mg/L	NA	NA	NA	NA	NA	NA	NA	0.0001	NA	NA
Copper	mg/L	NA	NA	NA	NA	NA	NA	NA	**0.00087**	NA	NA
Iron	mg/L	NA	NA	NA	NA	NA	NA	NA	0.010	NA	NA
Lead	mg/L	NA	NA	NA	NA	NA	NA	NA	0.0001	NA	NA
Magnesium	mg/L	11	11	9	9	9	9	9	8	8	8
Manganese	mg/L	NA	NA	NA	NA	NA	NA	NA	0.00009	NA	NA
Mercury	mg/L	NA	NA	NA	NA	NA	NA	NA	0.0004	NA	NA
Molybdenum	mg/L	NA	NA	NA	NA	NA	NA	NA	NA	NA	NA
Nickel	mg/L	NA	NA	NA	NA	NA	NA	NA	**0.00095**	NA	NA
Phosphorus	mg/L	NA	NA	NA	NA	NA	NA	NA	**0.03**	NA	NA
Potassium	mg/L	NA	NA	NA	NA	NA	NA	NA	3	NA	NA
Selenium	mg/L	NA	NA	NA	NA	NA	NA	NA	**0.0017**	NA	NA
Silver	mg/L	NA	NA	NA	NA	NA	NA	NA	0.0001	NA	NA
Sodium	mg/L	14	7.1	10	10	11	10	10	9	9	9
Thallium	mg/L	NA	NA	NA	NA	NA	NA	NA	0.00006	NA	NA
Tin	mg/L	NA	NA	NA	NA	NA	NA	NA	0.00008	NA	NA
Vanadium	mg/L	NA	NA	NA	NA	NA	NA	NA	**0.0025**	NA	NA
Zinc	mg/L	NA	NA	NA	NA	NA	NA	NA	**0.0039**	NA	NA
VOLATILE ORGANIC COMPOUNDS											
Carbon Disulfide	µg/L	NA	NA	0.42	0.42	0.42	0.44	0.26	0.26	0.26	0.26
Chloroform	µg/L	0.17	0.17	0.24	0.24	0.24	0.30	0.28	0.28	0.28	0.28
Chloromethane	µg/L	NA	NA	NA	NA	NA	NA	NA	NA	NA	NA
Dichlorodifluoromethane	µg/L	0.22	0.22	0.24	0.24	0.24	0.48	0.22	0.22	0.22	0.22
Methyl t-butyl ether (MTBE)	µg/L	NA	NA	NA	NA	NA	NA	NA	NA	NA	NA
Tetrachloroethene	µg/L	**0.37**	**0.42**	0.34	0.34	0.34	0.48	0.086	0.086	0.086	0.086
Toluene	µg/L	**0.18**[(5)]	0.12	0.14	0.14	0.14	0.24	0.22	0.22	0.22	0.22
Trichloroethene	µg/L	0.17	0.17	0.17	0.17	0.17	0.35	0.27	0.27	0.27	0.27
Trichlorofluoromethane	µg/L	0.25	0.25	0.43	0.43	0.43	0.14	0.23	0.23	0.23	0.23
SEMI-VOLATILE ORGANIC COMPOUNDS											
bis(2-Ethylhexyl) Phthalate	µg/L	NA	NA	NA	NA	NA	NA	NA	**2.9**[(5)]	NA	NA
Diethylphthalate	µg/L	NA	NA	NA	NA	NA	NA	NA	1.6	NA	NA
Dimethylphthalate	µg/L	NA	NA	NA	NA	NA	NA	NA	1.2	NA	NA
HERBICIDES, PESTICIDES & PCBs: ND											

[EA] (Extended analysis) - Appendix I and Appendix II constituents analyzed. Other monitoring periods analyzed for routine monitoring parameters. Only detected compounds included above.

TABLE 5-13 (CONT'D)
MID-VALLEY SANITARY LANDFILL
HISTORICAL SUMMARY - MONITORING WELL F-11

ANALYTE	UNITS	Jul 2001	Oct 2001	Jan 2002	Apr 2002	Jul 2002	Oct 2002	Jan 2003	Apr 2003	Jul 2003	Oct 2003
FIELD PARAMETERS											
Dissolved Oxygen	mg/L	6.5	8.6	8.3	DRY	NA	NA	NA	NA	NA	NA
Oxidation-Reduction Potential	mV	NA	NA	NA	DRY	NA	NA	NA	NA	NA	NA
pH	units	7.5	7.6	7.2	DRY	NA	NA	NA	NA	NA	NA
Specific Conductance	µmhos/cm	320	310	360	DRY	NA	NA	NA	NA	NA	NA
Temperature	C°	21	20.8	20.6	DRY	NA	NA	NA	NA	NA	NA
Turbidity	NTU	0	0	0	DRY	NA	NA	NA	NA	NA	NA
GENERAL CHEMISTRY											
Alkalinity	mg/L	NA	NA	NA	DRY	NA	NA	NA	NA	NA	NA
Anions	meq/L	NA	NA	NA	DRY	NA	NA	NA	NA	NA	NA
Bicarbonate	mg/L	NA	NA	NA	DRY	NA	NA	NA	NA	NA	NA
Biological Oxygen Demand (BOD)	mg/L	NA	NA	NA	DRY	NA	NA	NA	NA	NA	NA
Carbonate	mg/L	NA	NA	NA	DRY	NA	NA	NA	NA	NA	NA
Cations	meq/L	NA	NA	NA	DRY	NA	NA	NA	NA	NA	NA
Chemical Oxygen Demand (COD)	mg/L	NA	NA	NA	DRY	NA	NA	NA	NA	NA	NA
Chloride	mg/L	3	3	3	DRY	NA	NA	NA	NA	NA	NA
Cyanide	mg/L	NA	NA	NA	DRY	NA	NA	NA	NA	NA	NA
Fluoride	mg/L	NA	NA	NA	DRY	NA	NA	NA	NA	NA	NA
Hardness	mg/L	NA	NA	NA	DRY	NA	NA	NA	NA	NA	NA
Hydroxide	mg/L	NA	NA	NA	DRY	NA	NA	NA	NA	NA	NA
Nitrate (as N)	mg/L	3.3	3.7	3.7	DRY	NA	NA	NA	NA	NA	NA
ortho-Phosphate Phosphorus	mg/L	NA	NA	NA	DRY	NA	NA	NA	NA	NA	NA
Perchlorate	mg/L	0.002	0.002	0.0022	DRY	NA	NA	NA	NA	NA	NA
Sulfate	mg/L	20	20	19	DRY	NA	NA	NA	NA	NA	NA
Sulfide	mg/L	NA	NA	NA	DRY	NA	NA	NA	NA	NA	NA
Total Dissolved Solids (TDS)	mg/L	230	230	220	DRY	NA	NA	NA	NA	NA	NA
Total Organic Carbon (TOC)	mg/L	NA	NA	NA	DRY	NA	NA	NA	NA	NA	NA
Total Organic Halides (TOX)	mg/L	NA	NA	NA	DRY	NA	NA	NA	NA	NA	NA
Total Oxygen Demand (TOD)	mg/L	NA	NA	NA	DRY	NA	NA	NA	NA	NA	NA
METALS											
Aluminum	mg/L	NA	NA	NA	DRY	NA	NA	NA	NA	NA	NA
Antimony	mg/L	NA	NA	NA	DRY	NA	NA	NA	NA	NA	NA
Arsenic	mg/L	NA	NA	NA	DRY	NA	NA	NA	NA	NA	NA
Barium	mg/L	NA	NA	NA	DRY	NA	NA	NA	NA	NA	NA
Beryllium	mg/L	NA	NA	NA	DRY	NA	NA	NA	NA	NA	NA
Boron	mg/L	NA	NA	NA	DRY	NA	NA	NA	NA	NA	NA
Cadmium	mg/L	NA	NA	NA	DRY	NA	NA	NA	NA	NA	NA
Calcium	mg/L	49	51	50	DRY	NA	NA	NA	NA	NA	NA
Chromium-Hexavalent	mg/L	NA	NA	NA	DRY	NA	NA	NA	NA	NA	NA
Chromium-Total	mg/L	NA	NA	NA	DRY	NA	NA	NA	NA	NA	NA
Cobalt	mg/L	NA	NA	NA	DRY	NA	NA	NA	NA	NA	NA
Copper	mg/L	NA	NA	NA	DRY	NA	NA	NA	NA	NA	NA
Iron	mg/L	NA	NA	NA	DRY	NA	NA	NA	NA	NA	NA
Lead	mg/L	NA	NA	NA	DRY	NA	NA	NA	NA	NA	NA
Magnesium	mg/L	7	7	8	DRY	NA	NA	NA	NA	NA	NA
Manganese	mg/L	NA	NA	NA	DRY	NA	NA	NA	NA	NA	NA
Mercury	mg/L	NA	NA	NA	DRY	NA	NA	NA	NA	NA	NA
Molybdenum	mg/L	NA	NA	NA	DRY	NA	NA	NA	NA	NA	NA
Nickel	mg/L	NA	NA	NA	DRY	NA	NA	NA	NA	NA	NA
Phosphorus	mg/L	NA	NA	NA	DRY	NA	NA	NA	NA	NA	NA
Potassium	mg/L	NA	NA	NA	DRY	NA	NA	NA	NA	NA	NA
Selenium	mg/L	NA	NA	NA	DRY	NA	NA	NA	NA	NA	NA
Silver	mg/L	NA	NA	NA	DRY	NA	NA	NA	NA	NA	NA
Sodium	mg/L	9	10	9	DRY	NA	NA	NA	NA	NA	NA
Thallium	mg/L	NA	NA	NA	DRY	NA	NA	NA	NA	NA	NA
Tin	mg/L	NA	NA	NA	DRY	NA	NA	NA	NA	NA	NA
Vanadium	mg/L	NA	NA	NA	DRY	NA	NA	NA	NA	NA	NA
Zinc	mg/L	NA	NA	NA	DRY	NA	NA	NA	NA	NA	NA
VOLATILE ORGANIC COMPOUNDS											
Carbon Disulfide	µg/L	0.26	**0.29**[5]	0.26	DRY	NA	NA	NA	NA	NA	NA
Chloroform	µg/L	0.28	0.28	0.28	DRY	NA	NA	NA	NA	NA	NA
Chloromethane	µg/L	NA	NA	NA	DRY	NA	NA	NA	NA	NA	NA
Dichlorodifluoromethane	µg/L	0.22	0.22	0.22	DRY	NA	NA	NA	NA	NA	NA
Methyl t-butyl ether (MTBE)	µg/L	NA	NA	NA	DRY	NA	NA	NA	NA	NA	NA
Tetrachloroethene	µg/L	0.086	0.086	0.086	DRY	NA	NA	NA	NA	NA	NA
Toluene	µg/L	0.22	0.22	0.22	DRY	NA	NA	NA	NA	NA	NA
Trichloroethene	µg/L	0.27	0.27	0.27	DRY	NA	NA	NA	NA	NA	NA
Trichlorofluoromethane	µg/L	0.23	0.23	0.23	DRY	NA	NA	NA	NA	NA	NA
SEMI-VOLATILE ORGANIC COMPOUNDS											
bis(2-Ethylhexyl) Phthalate	µg/L	NA	NA	NA	DRY	NA	NA	NA	NA	NA	NA
Diethylphthalate	µg/L	NA	NA	NA	DRY	NA	NA	NA	NA	NA	NA
Dimethylphthalate	µg/L	NA	NA	NA	DRY	NA	NA	NA	NA	NA	NA
HERBICIDES, PESTICIDES & PCBs: ND											

[EA] (Extended analysis) - Appendix I and Appendix II constituents analyzed. Other monitoring periods analyzed for routine monitoring parameters. Only detected compounds included above.

TABLE 5-13 (CONT'D)
MID-VALLEY SANITARY LANDFILL
HISTORICAL SUMMARY - MONITORING WELL F-11

ANALYTE	UNITS	Jan 2004	Apr 2004	Jul 2004	Oct 2004	Jan 2005	Apr 2005	Jul 2005	Oct 2005	Jan 2006	Apr 2006
FIELD PARAMETERS											
Dissolved Oxygen	mg/L	NA	NA	NA	NA	NA	DRY	DRY	DRY	DRY	DRY
Oxidation-Reduction Potential	mV	NA	NA	NA	NA	NA	DRY	DRY	DRY	DRY	DRY
pH	units	NA	NA	NA	NA	NA	DRY	DRY	DRY	DRY	DRY
Specific Conductance	µmhos/cm	NA	NA	NA	NA	NA	DRY	DRY	DRY	DRY	DRY
Temperature	C°	NA	NA	NA	NA	NA	DRY	DRY	DRY	DRY	DRY
Turbidity	NTU	NA	NA	NA	NA	NA	DRY	DRY	DRY	DRY	DRY
GENERAL CHEMISTRY											
Alkalinity	mg/L	NA	NA	NA	NA	NA	DRY	DRY	DRY	DRY	DRY
Anions	meq/L	NA	NA	NA	NA	NA	DRY	DRY	DRY	DRY	DRY
Bicarbonate	mg/L	NA	NA	NA	NA	NA	DRY	DRY	DRY	DRY	DRY
Biological Oxygen Demand (BOD)	mg/L	NA	NA	NA	NA	NA	DRY	DRY	DRY	DRY	DRY
Carbonate	mg/L	NA	NA	NA	NA	NA	DRY	DRY	DRY	DRY	DRY
Cations	meq/L	NA	NA	NA	NA	NA	DRY	DRY	DRY	DRY	DRY
Chemical Oxygen Demand (COD)	mg/L	NA	NA	NA	NA	NA	DRY	DRY	DRY	DRY	DRY
Chloride	mg/L	NA	NA	NA	NA	NA	DRY	DRY	DRY	DRY	DRY
Cyanide	mg/L	NA	NA	NA	NA	NA	DRY	DRY	DRY	DRY	DRY
Fluoride	mg/L	NA	NA	NA	NA	NA	DRY	DRY	DRY	DRY	DRY
Hardness	mg/L	NA	NA	NA	NA	NA	DRY	DRY	DRY	DRY	DRY
Hydroxide	mg/L	NA	NA	NA	NA	NA	DRY	DRY	DRY	DRY	DRY
Nitrate (as N)	mg/L	NA	NA	NA	NA	NA	DRY	DRY	DRY	DRY	DRY
ortho-Phosphate Phosphorus	mg/L	NA	NA	NA	NA	NA	DRY	DRY	DRY	DRY	DRY
Perchlorate	mg/L	NA	NA	NA	NA	NA	DRY	DRY	DRY	DRY	DRY
Sulfate	mg/L	NA	NA	NA	NA	NA	DRY	DRY	DRY	DRY	DRY
Sulfide	mg/L	NA	NA	NA	NA	NA	DRY	DRY	DRY	DRY	DRY
Total Dissolved Solids (TDS)	mg/L	NA	NA	NA	NA	NA	DRY	DRY	DRY	DRY	DRY
Total Organic Carbon (TOC)	mg/L	NA	NA	NA	NA	NA	DRY	DRY	DRY	DRY	DRY
Total Organic Halides (TOX)	mg/L	NA	NA	NA	NA	NA	DRY	DRY	DRY	DRY	DRY
Total Oxygen Demand (TOD)	mg/L	NA	NA	NA	NA	NA	DRY	DRY	DRY	DRY	DRY
METALS											
Aluminum	mg/L	NA	NA	NA	NA	NA	DRY	DRY	DRY	DRY	DRY
Antimony	mg/L	NA	NA	NA	NA	NA	DRY	DRY	DRY	DRY	DRY
Arsenic	mg/L	NA	NA	NA	NA	NA	DRY	DRY	DRY	DRY	DRY
Barium	mg/L	NA	NA	NA	NA	NA	DRY	DRY	DRY	DRY	DRY
Beryllium	mg/L	NA	NA	NA	NA	NA	DRY	DRY	DRY	DRY	DRY
Boron	mg/L	NA	NA	NA	NA	NA	DRY	DRY	DRY	DRY	DRY
Cadmium	mg/L	NA	NA	NA	NA	NA	DRY	DRY	DRY	DRY	DRY
Calcium	mg/L	NA	NA	NA	NA	NA	DRY	DRY	DRY	DRY	DRY
Chromium-Hexavalent	mg/L	NA	NA	NA	NA	NA	DRY	DRY	DRY	DRY	DRY
Chromium-Total	mg/L	NA	NA	NA	NA	NA	DRY	DRY	DRY	DRY	DRY
Cobalt	mg/L	NA	NA	NA	NA	NA	DRY	DRY	DRY	DRY	DRY
Copper	mg/L	NA	NA	NA	NA	NA	DRY	DRY	DRY	DRY	DRY
Iron	mg/L	NA	NA	NA	NA	NA	DRY	DRY	DRY	DRY	DRY
Lead	mg/L	NA	NA	NA	NA	NA	DRY	DRY	DRY	DRY	DRY
Magnesium	mg/L	NA	NA	NA	NA	NA	DRY	DRY	DRY	DRY	DRY
Manganese	mg/L	NA	NA	NA	NA	NA	DRY	DRY	DRY	DRY	DRY
Mercury	mg/L	NA	NA	NA	NA	NA	DRY	DRY	DRY	DRY	DRY
Molybdenum	mg/L	NA	NA	NA	NA	NA	DRY	DRY	DRY	DRY	DRY
Nickel	mg/L	NA	NA	NA	NA	NA	DRY	DRY	DRY	DRY	DRY
Phosphorus	mg/L	NA	NA	NA	NA	NA	DRY	DRY	DRY	DRY	DRY
Potassium	mg/L	NA	NA	NA	NA	NA	DRY	DRY	DRY	DRY	DRY
Selenium	mg/L	NA	NA	NA	NA	NA	DRY	DRY	DRY	DRY	DRY
Silver	mg/L	NA	NA	NA	NA	NA	DRY	DRY	DRY	DRY	DRY
Sodium	mg/L	NA	NA	NA	NA	NA	DRY	DRY	DRY	DRY	DRY
Thallium	mg/L	NA	NA	NA	NA	NA	DRY	DRY	DRY	DRY	DRY
Tin	mg/L	NA	NA	NA	NA	NA	DRY	DRY	DRY	DRY	DRY
Vanadium	mg/L	NA	NA	NA	NA	NA	DRY	DRY	DRY	DRY	DRY
Zinc	mg/L	NA	NA	NA	NA	NA	DRY	DRY	DRY	DRY	DRY
VOLATILE ORGANIC COMPOUNDS											
Carbon Disulfide	µg/L	NA	NA	NA	NA	NA	DRY	DRY	DRY	DRY	DRY
Chloroform	µg/L	NA	NA	NA	NA	NA	DRY	DRY	DRY	DRY	DRY
Chloromethane	µg/L	NA	NA	NA	NA	NA	DRY	DRY	DRY	DRY	DRY
Dichlorodifluoromethane	µg/L	NA	NA	NA	NA	NA	DRY	DRY	DRY	DRY	DRY
Methyl t-butyl ether (MTBE)	µg/L	NA	NA	NA	NA	NA	DRY	DRY	DRY	DRY	DRY
Tetrachloroethene	µg/L	NA	NA	NA	NA	NA	DRY	DRY	DRY	DRY	DRY
Toluene	µg/L	NA	NA	NA	NA	NA	DRY	DRY	DRY	DRY	DRY
Trichloroethene	µg/L	NA	NA	NA	NA	NA	DRY	DRY	DRY	DRY	DRY
Trichlorofluoromethane	µg/L	NA	NA	NA	NA	NA	DRY	DRY	DRY	DRY	DRY
SEMI-VOLATILE ORGANIC COMPOUNDS											
bis(2-Ethylhexyl) Phthalate	µg/L	NA	NA	NA	NA	NA	DRY	DRY	DRY	DRY	DRY
Diethylphthalate	µg/L	NA	NA	NA	NA	NA	DRY	DRY	DRY	DRY	DRY
Dimethylphthalate	µg/L	NA	NA	NA	NA	NA	DRY	DRY	DRY	DRY	DRY
HERBICIDES, PESTICIDES & PCBs: ND											

[EA] (Extended analysis) - Appendix I and Appendix II constituents analyzed. Other monitoring periods analyzed for routine monitoring parameters. Only detected compounds included above.

TABLE 5-13 (CONT'D)
MID-VALLEY SANITARY LANDFILL
HISTORICAL SUMMARY - MONITORING WELL F-11

ANALYTE	UNITS	Jul 2006	Oct 2006	Jan 2007	Apr 2007	Jul 2007	Oct 2007	Jan 2008	Apr 2008	Jul 2008	Oct 2008
FIELD PARAMETERS											
Dissolved Oxygen	mg/L	DRY	8.6	9.8	5.2	6.0	11.4	7.7	8.5	7.3	7.1
Oxidation-Reduction Potential	mV	DRY	NA	NA	NA	NA	NA	NA	NA	NA	NA
pH	units	DRY	7.2	7.7	6.5	7.4	8.0	8.1	7.8	7.72	7.7
Specific Conductance	µmhos/cm	DRY	360	310	660	540	280	380	702	553	528
Temperature	C°	DRY	21.1	19.7	24.6	20.6	20.9	19.6	20.4	21.7	21.9
Turbidity	NTU	DRY	142	381	29.1	23	17.6	0	2.5	4.6	9.4
GENERAL CHEMISTRY											
Alkalinity	mg/L	DRY	NA	NA	NA	NA	NA	NA	NA	NA	NA
Anions	meq/L	DRY	NA	NA	NA	NA	NA	NA	NA	NA	NA
Bicarbonate	mg/L	DRY	NA	NA	NA	NA	NA	NA	NA	NA	NA
Biological Oxygen Demand (BOD)	mg/L	DRY	NA	NA	NA	NA	NA	NA	NA	NA	NA
Carbonate	mg/L	DRY	NA	NA	NA	NA	NA	NA	NA	NA	NA
Cations	meq/L	DRY	NA	NA	NA	NA	NA	NA	NA	NA	NA
Chemical Oxygen Demand (COD)	mg/L	DRY	NA	NA	NA	NA	NA	NA	NA	NA	NA
Chloride	mg/L	DRY	5.3	12	15	14	13	13	12	12	12
Cyanide	mg/L	DRY	NA	NA	NA	NA	NA	NA	NA	NA	NA
Fluoride	mg/L	DRY	NA	NA	NA	NA	NA	NA	NA	NA	NA
Hardness	mg/L	DRY	NA	NA	NA	NA	NA	NA	NA	NA	NA
Hydroxide	mg/L	DRY	NA	NA	NA	NA	NA	NA	NA	NA	NA
Nitrate (as N)	mg/L	DRY	5.4	6.8	6.3	6.1	6.0	5.6	5.5	5.2	5.6
ortho-Phosphate Phosphorus	mg/L	DRY	NA	NA	NA	NA	NA	NA	NA	NA	NA
Perchlorate	mg/L	DRY	0.00046	0.00046	0.00046	0.00046	0.00046	0.00030	0.00030	0.00030	0.00030
Sulfate	mg/L	DRY	21	24	33	31	33	32	33	31	31
Sulfide	mg/L	DRY	NA	NA	NA	NA	NA	NA	NA	NA	NA
Total Dissolved Solids (TDS)	mg/L	DRY	190	300	350	330	380	360	380	360	330
Total Organic Carbon (TOC)	mg/L	DRY	NA	NA	NA	NA	NA	NA	NA	NA	NA
Total Organic Halides (TOX)	mg/L	DRY	NA	NA	NA	NA	NA	NA	NA	NA	NA
Total Oxygen Demand (TOD)	mg/L	DRY	NA	NA	NA	NA	NA	NA	NA	NA	NA
METALS											
Aluminum	mg/L	DRY	NA	NA	NA	NA	NA	NA	NA	NA	NA
Antimony	mg/L	DRY	NA	NA	NA	NA	NA	NA	NA	NA	NA
Arsenic	mg/L	DRY	NA	NA	NA	NA	NA	NA	NA	NA	NA
Barium	mg/L	DRY	NA	NA	NA	NA	NA	NA	NA	NA	NA
Beryllium	mg/L	DRY	NA	NA	NA	NA	NA	NA	NA	NA	NA
Boron	mg/L	DRY	NA	NA	NA	NA	NA	NA	NA	NA	NA
Cadmium	mg/L	DRY	NA	NA	NA	NA	NA	NA	NA	NA	NA
Calcium	mg/L	DRY	54	87	84	110	88	88	89	83	79
Chromium-Hexavalent	mg/L	DRY	NA	NA	NA	NA	NA	NA	NA	NA	NA
Chromium-Total	mg/L	DRY	NA	NA	NA	NA	NA	NA	NA	NA	NA
Cobalt	mg/L	DRY	NA	NA	NA	NA	NA	NA	NA	NA	NA
Copper	mg/L	DRY	NA	NA	NA	NA	NA	NA	NA	NA	NA
Iron	mg/L	DRY	NA	NA	NA	NA	NA	NA	NA	NA	NA
Lead	mg/L	DRY	NA	NA	NA	NA	NA	NA	NA	NA	NA
Magnesium	mg/L	DRY	7.9	13	13	16	14	13	14	13	12
Manganese	mg/L	DRY	NA	NA	NA	NA	NA	NA	NA	NA	NA
Mercury	mg/L	DRY	NA	NA	NA	NA	NA	NA	NA	NA	NA
Molybdenum	mg/L	DRY	NA	NA	NA	NA	NA	NA	NA	NA	NA
Nickel	mg/L	DRY	NA	NA	NA	NA	NA	NA	NA	NA	NA
Phosphorus	mg/L	DRY	NA	NA	NA	NA	NA	NA	NA	NA	NA
Potassium	mg/L	DRY	NA	NA	NA	NA	NA	NA	NA	NA	NA
Selenium	mg/L	DRY	NA	NA	NA	NA	NA	NA	NA	NA	NA
Silver	mg/L	DRY	NA	NA	NA	NA	NA	NA	NA	NA	NA
Sodium	mg/L	DRY	9.7	13	11	13	13	12	12	11	11
Thallium	mg/L	DRY	NA	NA	NA	NA	NA	NA	NA	NA	NA
Tin	mg/L	DRY	NA	NA	NA	NA	NA	NA	NA	NA	NA
Vanadium	mg/L	DRY	NA	NA	NA	NA	NA	NA	NA	NA	NA
Zinc	mg/L	DRY	NA	NA	NA	NA	NA	NA	NA	NA	NA
VOLATILE ORGANIC COMPOUNDS											
Carbon Disulfide	µg/L	DRY	0.38	0.38	0.24	0.24	0.24	0.40	0.40	0.40	0.40
Chloroform	µg/L	DRY	0.11	0.11	**0.10**[5]	**0.10**	0.098	0.23	0.24	0.23	0.23
Chloromethane	µg/L	DRY	NA	NA	NA	NA	NA	NA	NA	NA	NA
Dichlorodifluoromethane	µg/L	DRY	0.20	**0.41**	**0.12**	**0.23**	0.11	**0.23**	0.34	0.22	0.22
Methyl t-butyl ether (MTBE)	µg/L	DRY	NA	NA	NA	NA	NA	NA	NA	**0.44**	0.55
Tetrachloroethene	µg/L	DRY	**0.23**	**0.48**	0.53	0.74	0.55	**0.45**	**0.32**	0.28	**0.31**
Toluene	µg/L	DRY	0.15	0.15	0.12	0.12	0.12	0.14	0.24	0.12	0.12
Trichloroethene	µg/L	DRY	0.18	0.18	0.13	0.13	0.13	0.20	0.19	0.16	0.16
Trichlorofluoromethane	µg/L	DRY	0.13	0.20	0.14	0.14	0.14	0.22	0.28	0.22	0.22
SEMI-VOLATILE ORGANIC COMPOUNDS											
bis(2-Ethylhexyl) Phthalate	µg/L	DRY	NA	NA	NA	NA	NA	NA	NA	NA	NA
Diethylphthalate	µg/L	DRY	NA	NA	NA	NA	NA	NA	NA	NA	NA
Dimethylphthalate	µg/L	DRY	NA	NA	NA	NA	NA	NA	NA	NA	NA
HERBICIDES, PESTICIDES & PCBs: ND											

[EA] (Extended analysis) - Appendix I and Appendix II constituents analyzed. Other monitoring periods analyzed for routine monitoring parameters. Only detected compounds included above.

TABLE 5-13 (CONT'D)
MID-VALLEY SANITARY LANDFILL
HISTORICAL SUMMARY - MONITORING WELL F-11

ANALYTE	UNITS	Jan 2009	Apr 2009	Jul 2009	Oct 2009	Jan 2010	Apr 2010	Jul 2010	Oct 2010	Jan 2011	Apr 2011
FIELD PARAMETERS											
Dissolved Oxygen	mg/L	NA	NA	NA	DRY	DRY	DRY	DRY	DRY	DRY	DRY
Oxidation-Reduction Potential	mV	NA	NA	NA	DRY	DRY	DRY	DRY	DRY	DRY	DRY
pH	units	NA	NA	NA	DRY	DRY	DRY	DRY	DRY	DRY	DRY
Specific Conductance	µmhos/cm	NA	NA	NA	DRY	DRY	DRY	DRY	DRY	DRY	DRY
Temperature	C°	NA	NA	NA	DRY	DRY	DRY	DRY	DRY	DRY	DRY
Turbidity	NTU	NA	NA	NA	DRY	DRY	DRY	DRY	DRY	DRY	DRY
GENERAL CHEMISTRY											
Alkalinity	mg/L	NA	NA	NA	DRY	DRY	DRY	DRY	DRY	DRY	DRY
Anions	meq/L	NA	NA	NA	DRY	DRY	DRY	DRY	DRY	DRY	DRY
Bicarbonate	mg/L	NA	NA	NA	DRY	DRY	DRY	DRY	DRY	DRY	DRY
Biological Oxygen Demand (BOD)	mg/L	NA	NA	NA	DRY	DRY	DRY	DRY	DRY	DRY	DRY
Carbonate	mg/L	NA	NA	NA	DRY	DRY	DRY	DRY	DRY	DRY	DRY
Cations	meq/L	NA	NA	NA	DRY	DRY	DRY	DRY	DRY	DRY	DRY
Chemical Oxygen Demand (COD)	mg/L	NA	NA	NA	DRY	DRY	DRY	DRY	DRY	DRY	DRY
Chloride	mg/L	NA	NA	NA	DRY	DRY	DRY	DRY	DRY	DRY	DRY
Cyanide	mg/L	NA	NA	NA	DRY	DRY	DRY	DRY	DRY	DRY	DRY
Fluoride	mg/L	NA	NA	NA	DRY	DRY	DRY	DRY	DRY	DRY	DRY
Hardness	mg/L	NA	NA	NA	DRY	DRY	DRY	DRY	DRY	DRY	DRY
Hydroxide	mg/L	NA	NA	NA	DRY	DRY	DRY	DRY	DRY	DRY	DRY
Nitrate (as N)	mg/L	NA	NA	NA	DRY	DRY	DRY	DRY	DRY	DRY	DRY
ortho-Phosphate Phosphorus	mg/L	NA	NA	NA	DRY	DRY	DRY	DRY	DRY	DRY	DRY
Perchlorate	mg/L	NA	NA	NA	DRY	DRY	DRY	DRY	DRY	DRY	DRY
Sulfate	mg/L	NA	NA	NA	DRY	DRY	DRY	DRY	DRY	DRY	DRY
Sulfide	mg/L	NA	NA	NA	DRY	DRY	DRY	DRY	DRY	DRY	DRY
Total Dissolved Solids (TDS)	mg/L	NA	NA	NA	DRY	DRY	DRY	DRY	DRY	DRY	DRY
Total Organic Carbon (TOC)	mg/L	NA	NA	NA	DRY	DRY	DRY	DRY	DRY	DRY	DRY
Total Organic Halides (TOX)	mg/L	NA	NA	NA	DRY	DRY	DRY	DRY	DRY	DRY	DRY
Total Oxygen Demand (TOD)	mg/L	NA	NA	NA	DRY	DRY	DRY	DRY	DRY	DRY	DRY
METALS											
Aluminum	mg/L	NA	NA	NA	DRY	DRY	DRY	DRY	DRY	DRY	DRY
Antimony	mg/L	NA	NA	NA	DRY	DRY	DRY	DRY	DRY	DRY	DRY
Arsenic	mg/L	NA	NA	NA	DRY	DRY	DRY	DRY	DRY	DRY	DRY
Barium	mg/L	NA	NA	NA	DRY	DRY	DRY	DRY	DRY	DRY	DRY
Beryllium	mg/L	NA	NA	NA	DRY	DRY	DRY	DRY	DRY	DRY	DRY
Boron	mg/L	NA	NA	NA	DRY	DRY	DRY	DRY	DRY	DRY	DRY
Cadmium	mg/L	NA	NA	NA	DRY	DRY	DRY	DRY	DRY	DRY	DRY
Calcium	mg/L	NA	NA	NA	DRY	DRY	DRY	DRY	DRY	DRY	DRY
Chromium-Hexavalent	mg/L	NA	NA	NA	DRY	DRY	DRY	DRY	DRY	DRY	DRY
Chromium-Total	mg/L	NA	NA	NA	DRY	DRY	DRY	DRY	DRY	DRY	DRY
Cobalt	mg/L	NA	NA	NA	DRY	DRY	DRY	DRY	DRY	DRY	DRY
Copper	mg/L	NA	NA	NA	DRY	DRY	DRY	DRY	DRY	DRY	DRY
Iron	mg/L	NA	NA	NA	DRY	DRY	DRY	DRY	DRY	DRY	DRY
Lead	mg/L	NA	NA	NA	DRY	DRY	DRY	DRY	DRY	DRY	DRY
Magnesium	mg/L	NA	NA	NA	DRY	DRY	DRY	DRY	DRY	DRY	DRY
Manganese	mg/L	NA	NA	NA	DRY	DRY	DRY	DRY	DRY	DRY	DRY
Mercury	mg/L	NA	NA	NA	DRY	DRY	DRY	DRY	DRY	DRY	DRY
Molybdenum	mg/L	NA	NA	NA	DRY	DRY	DRY	DRY	DRY	DRY	DRY
Nickel	mg/L	NA	NA	NA	DRY	DRY	DRY	DRY	DRY	DRY	DRY
Phosphorus	mg/L	NA	NA	NA	DRY	DRY	DRY	DRY	DRY	DRY	DRY
Potassium	mg/L	NA	NA	NA	DRY	DRY	DRY	DRY	DRY	DRY	DRY
Selenium	mg/L	NA	NA	NA	DRY	DRY	DRY	DRY	DRY	DRY	DRY
Silver	mg/L	NA	NA	NA	DRY	DRY	DRY	DRY	DRY	DRY	DRY
Sodium	mg/L	NA	NA	NA	DRY	DRY	DRY	DRY	DRY	DRY	DRY
Thallium	mg/L	NA	NA	NA	DRY	DRY	DRY	DRY	DRY	DRY	DRY
Tin	mg/L	NA	NA	NA	DRY	DRY	DRY	DRY	DRY	DRY	DRY
Vanadium	mg/L	NA	NA	NA	DRY	DRY	DRY	DRY	DRY	DRY	DRY
Zinc	mg/L	NA	NA	NA	DRY	DRY	DRY	DRY	DRY	DRY	DRY
VOLATILE ORGANIC COMPOUNDS											
Carbon Disulfide	µg/L	NA	NA	NA	DRY	DRY	DRY	DRY	DRY	DRY	DRY
Chloroform	µg/L	NA	NA	NA	DRY	DRY	DRY	DRY	DRY	DRY	DRY
Chloromethane	µg/L	NA	NA	NA	DRY	DRY	DRY	DRY	DRY	DRY	DRY
Dichlorodifluoromethane	µg/L	NA	NA	NA	DRY	DRY	DRY	DRY	DRY	DRY	DRY
Methyl t-butyl ether (MTBE)	µg/L	NA	NA	NA	DRY	DRY	DRY	DRY	DRY	DRY	DRY
Tetrachloroethene	µg/L	NA	NA	NA	DRY	DRY	DRY	DRY	DRY	DRY	DRY
Toluene	µg/L	NA	NA	NA	DRY	DRY	DRY	DRY	DRY	DRY	DRY
Trichloroethene	µg/L	NA	NA	NA	DRY	DRY	DRY	DRY	DRY	DRY	DRY
Trichlorofluoromethane	µg/L	NA	NA	NA	DRY	DRY	DRY	DRY	DRY	DRY	DRY
SEMI-VOLATILE ORGANIC COMPOUNDS											
bis(2-Ethylhexyl) Phthalate	µg/L	NA	NA	NA	DRY	DRY	DRY	DRY	DRY	DRY	DRY
Diethylphthalate	µg/L	NA	NA	NA	DRY	DRY	DRY	DRY	DRY	DRY	DRY
Dimethylphthalate	µg/L	NA	NA	NA	DRY	DRY	DRY	DRY	DRY	DRY	DRY
HERBICIDES, PESTICIDES & PCBs: ND											

[EA] (Extended analysis) - Appendix I and Appendix II constituents analyzed. Other monitoring periods analyzed for routine monitoring parameters. Only detected compounds included above.

TABLE 5-13 (CONT'D)
MID-VALLEY SANITARY LANDFILL
HISTORICAL SUMMARY - MONITORING WELL F-11

ANALYTE	UNITS	Jul 2011	Oct 2011	Jan 2012	May 2012	Aug 2012	Nov 2012	Feb 2013	May 2013	Aug 2013	Nov 2013
FIELD PARAMETERS											
Dissolved Oxygen	mg/L	DRY	DRY	10.9	8.2	8.5	6.0	7.19	6.31	1.44	DRY
Oxidation-Reduction Potential	mV	DRY	DRY	134	247	230	194	301	296	-233	DRY
pH	units	DRY	DRY	7.28	7.23	7.06	6.98	7.87	6.89	6.87	DRY
Specific Conductance	µmhos/cm	DRY	DRY	588	568	599	573	439	511	529	DRY
Temperature	C°	DRY	DRY	17.9	20.3	20.0	19.3	21.72	20.40	20.72	DRY
Turbidity	NTU	DRY	DRY	19.1	11.4	1.1	6.7	0.5	0.1	3.1	DRY
GENERAL CHEMISTRY											
Alkalinity	mg/L	DRY	DRY	NA	NA	NA	NA	NA	NA	NA	DRY
Anions	meq/L	DRY	DRY	NA	NA	NA	NA	NA	NA	NA	DRY
Bicarbonate	mg/L	DRY	DRY	NA	NA	NA	NA	NA	NA	NA	DRY
Biological Oxygen Demand (BOD)	mg/L	DRY	DRY	NA	NA	NA	NA	NA	NA	NA	DRY
Carbonate	mg/L	DRY	DRY	NA	NA	NA	NA	NA	NA	NA	DRY
Cations	meq/L	DRY	DRY	NA	NA	NA	NA	NA	NA	NA	DRY
Chemical Oxygen Demand (COD)	mg/L	DRY	DRY	NA	NA	NA	NA	NA	NA	NA	DRY
Chloride	mg/L	DRY	DRY	11	11	10	10	9.4	9.8	9.3	DRY
Cyanide	mg/L	DRY	DRY	NA	NA	NA	NA	NA	NA	NA	DRY
Fluoride	mg/L	DRY	DRY	NA	NA	NA	NA	NA	NA	NA	DRY
Hardness	mg/L	DRY	DRY	NA	NA	NA	NA	NA	NA	NA	DRY
Hydroxide	mg/L	DRY	DRY	NA	NA	NA	NA	NA	NA	NA	DRY
Nitrate (as N)	mg/L	DRY	DRY	5.6	5.8	5.6	4.8	4.4	4.2	1.0	DRY
ortho-Phosphate Phosphorus	mg/L	DRY	DRY	NA	NA	NA	NA	NA	NA	NA	DRY
Perchlorate	mg/L	DRY	DRY	0.00027	0.00081	0.00081	0.00081	0.00081	0.00081	0.00081	DRY
Sulfate	mg/L	DRY	DRY	31	31	29	28	26	26	16	DRY
Sulfide	mg/L	DRY	DRY	NA	NA	NA	NA	NA	NA	NA	DRY
Total Dissolved Solids (TDS)	mg/L	DRY	DRY	360	360	360	370	330	310	250	DRY
Total Organic Carbon (TOC)	mg/L	DRY	DRY	NA	NA	NA	NA	NA	NA	NA	DRY
Total Organic Halides (TOX)	mg/L	DRY	DRY	NA	NA	NA	NA	NA	NA	NA	DRY
Total Oxygen Demand (TOD)	mg/L	DRY	DRY	NA	NA	NA	NA	NA	NA	NA	DRY
METALS											
Aluminum	mg/L	DRY	DRY	NA	NA	NA	NA	NA	NA	NA	DRY
Antimony	mg/L	DRY	DRY	NA	NA	NA	NA	NA	NA	NA	DRY
Arsenic	mg/L	DRY	DRY	NA	NA	NA	NA	NA	NA	NA	DRY
Barium	mg/L	DRY	DRY	NA	NA	NA	NA	NA	NA	NA	DRY
Beryllium	mg/L	DRY	DRY	NA	NA	NA	NA	NA	NA	NA	DRY
Boron	mg/L	DRY	DRY	NA	NA	NA	NA	NA	NA	NA	DRY
Cadmium	mg/L	DRY	DRY	NA	NA	NA	NA	NA	NA	NA	DRY
Calcium	mg/L	DRY	DRY	85	87	94	86	81	76	82	DRY
Chromium-Hexavalent	mg/L	DRY	DRY	NA	NA	NA	NA	NA	NA	NA	DRY
Chromium-Total	mg/L	DRY	DRY	NA	NA	NA	NA	NA	NA	NA	DRY
Cobalt	mg/L	DRY	DRY	NA	NA	NA	NA	NA	NA	NA	DRY
Copper	mg/L	DRY	DRY	NA	NA	NA	NA	NA	NA	NA	DRY
Iron	mg/L	DRY	DRY	NA	NA	NA	NA	NA	NA	NA	DRY
Lead	mg/L	DRY	DRY	NA	NA	NA	NA	NA	NA	NA	DRY
Magnesium	mg/L	DRY	DRY	15	15	16	14	13	12	13	DRY
Manganese	mg/L	DRY	DRY	NA	NA	NA	NA	NA	NA	NA	DRY
Mercury	mg/L	DRY	DRY	NA	NA	NA	NA	NA	NA	NA	DRY
Molybdenum	mg/L	DRY	DRY	NA	NA	NA	NA	NA	NA	NA	DRY
Nickel	mg/L	DRY	DRY	NA	NA	NA	NA	NA	NA	NA	DRY
Phosphorus	mg/L	DRY	DRY	NA	NA	NA	NA	NA	NA	NA	DRY
Potassium	mg/L	DRY	DRY	NA	NA	NA	NA	NA	NA	NA	DRY
Selenium	mg/L	DRY	DRY	NA	NA	NA	NA	NA	NA	NA	DRY
Silver	mg/L	DRY	DRY	NA	NA	NA	NA	NA	NA	NA	DRY
Sodium	mg/L	DRY	DRY	14	14	14	13	13	11	12	DRY
Thallium	mg/L	DRY	DRY	NA	NA	NA	NA	NA	NA	NA	DRY
Tin	mg/L	DRY	DRY	NA	NA	NA	NA	NA	NA	NA	DRY
Vanadium	mg/L	DRY	DRY	NA	NA	NA	NA	NA	NA	NA	DRY
Zinc	mg/L	DRY	DRY	NA	NA	NA	NA	NA	NA	NA	DRY
VOLATILE ORGANIC COMPOUNDS											
Carbon Disulfide	µg/L	DRY	DRY	0.38	0.38	0.38	0.38	0.38	0.38	0.38	DRY
Chloroform	µg/L	DRY	DRY	0.12	0.12	0.12	0.12	0.12	0.12	0.12	DRY
Chloromethane	µg/L	DRY	DRY	0.14	0.14	**0.21**[(5)]	0.14	0.14	0.14	0.14	DRY
Dichlorodifluoromethane	µg/L	DRY	DRY	**0.16**	**0.23**	**0.38**	**0.20**	0.099	**0.16**	**0.24**	DRY
Methyl t-butyl ether (MTBE)	µg/L	DRY	DRY	0.11	**0.22**	**0.11**	**0.11**	0.11	0.11	0.11	DRY
Tetrachloroethene	µg/L	DRY	DRY	3.1	2.2	1.7	1.6	1.1	0.76	0.66	DRY
Toluene	µg/L	DRY	DRY	0.093	0.093	0.093	0.093	0.093	0.093	0.093	DRY
Trichloroethene	µg/L	DRY	DRY	**0.21**	0.085	0.085	0.085	0.085	0.085	0.085	DRY
Trichlorofluoromethane	µg/L	DRY	DRY	**0.25**	**0.35**	**0.25**	**0.13**	0.13	0.13	0.13	DRY
SEMI-VOLATILE ORGANIC COMPOUNDS											
bis(2-Ethylhexyl) Phthalate	µg/L	DRY	DRY	NA	NA	NA	NA	NA	NA	NA	DRY
Diethylphthalate	µg/L	DRY	DRY	NA	NA	NA	NA	NA	NA	NA	DRY
Dimethylphthalate	µg/L	DRY	DRY	NA	NA	NA	NA	NA	NA	NA	DRY
HERBICIDES, PESTICIDES & PCBs: ND											

[EA] (Extended analysis) - Appendix I and Appendix II constituents analyzed. Other monitoring periods analyzed for routine monitoring parameters. Only detected compounds included above.

TABLE 5-13 (CONT'D)
MID-VALLEY SANITARY LANDFILL
HISTORICAL SUMMARY - MONITORING WELL F-11

ANALYTE	UNITS	Feb 2014	May 2014	Aug 2014	Nov 2014	Feb 2015	May 2015	MED.	AVG.	STD. DEV.	MIN.	MAX.
FIELD PARAMETERS												
Dissolved Oxygen	mg/L	DRY	DRY	DRY	DRY	DRY	DRY	7.05	7.16	2.17	1.44	11.4
Oxidation-Reduction Potential	mV	DRY	DRY	DRY	DRY	DRY	DRY	239	230	70.2	134	301
pH	units	DRY	DRY	DRY	DRY	DRY	DRY	7.50	7.42	0.377	6.5	8.1
Specific Conductance	µmhos/cm	DRY	DRY	DRY	DRY	DRY	DRY	380	426	122	240	702
Temperature	C°	DRY	DRY	DRY	DRY	DRY	DRY	20.0	19.7	2.46	13	24.6
Turbidity	NTU	DRY	DRY	DRY	DRY	DRY	DRY	1.80	39.7	104	0	381
GENERAL CHEMISTRY												
Alkalinity	mg/L	DRY	DRY	DRY	DRY	DRY	DRY	153	154	8.25	145	165
Anions	meq/L	DRY	DRY	DRY	DRY	DRY	DRY	3.57	3.56	0.503	3.02	4.14
Bicarbonate	mg/L	DRY	DRY	DRY	DRY	DRY	DRY	154	167	24.8	145	201
Biological Oxygen Demand (BOD)	mg/L	DRY	DRY	DRY	DRY	DRY	DRY	7.50	7.50	0.0	7.5	7.5
Carbonate	mg/L	DRY	DRY	DRY	DRY	DRY	DRY	NC	NC	NC	NC	NC
Cations	meq/L	DRY	DRY	DRY	DRY	DRY	DRY	4.38	4.35	0.193	4.10	4.57
Chemical Oxygen Demand (COD)	mg/L	DRY	DRY	DRY	DRY	DRY	DRY	8.00	7.75	4.99	3.0	15.6
Chloride	mg/L	DRY	DRY	DRY	DRY	DRY	DRY	6.00	7.04	3.63	3	15
Cyanide	mg/L	DRY	DRY	DRY	DRY	DRY	DRY	NC	NC	NC	NC	NC
Fluoride	mg/L	DRY	DRY	DRY	DRY	DRY	DRY	0.300	0.306	0.0830	**0.21**	**0.41**
Hardness	mg/L	DRY	DRY	DRY	DRY	DRY	DRY	176	178	6.53	170	188
Hydroxide	mg/L	DRY	DRY	DRY	DRY	DRY	DRY	NC	NC	NC	NC	NC
Nitrate (as N)	mg/L	DRY	DRY	DRY	DRY	DRY	DRY	4.20	4.19	1.52	1.0	6.8
ortho-Phosphate Phosphorus	mg/L	DRY	DRY	DRY	DRY	DRY	DRY	NC	NC	NC	**0.01**	**0.09**
Perchlorate	mg/L	DRY	DRY	DRY	DRY	DRY	DRY	NC	NC	NC	NC	NC
Sulfate	mg/L	DRY	DRY	DRY	DRY	DRY	DRY	21.0	23.2	5.22	14.8	33
Sulfide	mg/L	DRY	DRY	DRY	DRY	DRY	DRY	NC	NC	NC	NC	NC
Total Dissolved Solids (TDS)	mg/L	DRY	DRY	DRY	DRY	DRY	DRY	256	276	57.2	190	380
Total Organic Carbon (TOC)	mg/L	DRY	DRY	DRY	DRY	DRY	DRY	1.15	2.49	2.33	**0.29**	6
Total Organic Halides (TOX)	mg/L	DRY	DRY	DRY	DRY	DRY	DRY	NC	NC	NC	0.005	**0.008**
Total Oxygen Demand (TOD)	mg/L	DRY	DRY	DRY	DRY	DRY	DRY	56.0	56.0	0.0	56	56
METALS												
Aluminum	mg/L	DRY	DRY	DRY	DRY	DRY	DRY	0.0380	0.0350	0.0207	0.01	0.06
Antimony	mg/L	DRY	DRY	DRY	DRY	DRY	DRY	NC	NC	NC	NC	NC
Arsenic	mg/L	DRY	DRY	DRY	DRY	DRY	DRY	0.00275	0.00284	0.00100	**0.0017**	0.004
Barium	mg/L	DRY	DRY	DRY	DRY	DRY	DRY	0.100	0.108	0.0960	**0.020**	0.252
Beryllium	mg/L	DRY	DRY	DRY	DRY	DRY	DRY	NC	NC	NC	NC	NC
Boron	mg/L	DRY	DRY	DRY	DRY	DRY	DRY	0.0950	0.143	0.130	0.005	0.30
Cadmium	mg/L	DRY	DRY	DRY	DRY	DRY	DRY	0.000200	0.00248	0.00428	0.0001	0.0094
Calcium	mg/L	DRY	DRY	DRY	DRY	DRY	DRY	65.0	71.2	18.7	49	131
Chromium-Hexavalent	mg/L	DRY	DRY	DRY	DRY	DRY	DRY	NC	NC	NC	0.01	0.02
Chromium-Total	mg/L	DRY	DRY	DRY	DRY	DRY	DRY	0.00490	0.0101	0.0164	0.0012	0.006
Cobalt	mg/L	DRY	DRY	DRY	DRY	DRY	DRY	NC	NC	NC	0.0001	**0.0023**
Copper	mg/L	DRY	DRY	DRY	DRY	DRY	DRY	NC	NC	NC	**0.00087**	**0.00087**
Iron	mg/L	DRY	DRY	DRY	DRY	DRY	DRY	0.0950	0.196	0.296	0.006	0.930
Lead	mg/L	DRY	DRY	DRY	DRY	DRY	DRY	0.00100	0.0312	0.0549	0.0001	0.12
Magnesium	mg/L	DRY	DRY	DRY	DRY	DRY	DRY	9.20	10.6	3.05	7	18.9
Manganese	mg/L	DRY	DRY	DRY	DRY	DRY	DRY	0.0235	0.0228	0.0216	0.00009	0.027
Mercury	mg/L	DRY	DRY	DRY	DRY	DRY	DRY	NC	NC	NC	NC	NC
Molybdenum	mg/L	DRY	DRY	DRY	DRY	DRY	DRY	0.00550	0.00639	0.00182	0.005	0.007
Nickel	mg/L	DRY	DRY	DRY	DRY	DRY	DRY	0.00500	0.00524	0.00435	**0.00095**	0.005
Phosphorus	mg/L	DRY	DRY	DRY	DRY	DRY	DRY	0.0600	0.241	0.352	**0.03**	0.81
Potassium	mg/L	DRY	DRY	DRY	DRY	DRY	DRY	2.62	2.65	0.250	2.3	3
Selenium	mg/L	DRY	DRY	DRY	DRY	DRY	DRY	0.00400	0.00543	0.00418	**0.0017**	0.012
Silver	mg/L	DRY	DRY	DRY	DRY	DRY	DRY	NC	NC	NC	NC	NC
Sodium	mg/L	DRY	DRY	DRY	DRY	DRY	DRY	10.0	10.6	1.95	7.1	14
Thallium	mg/L	DRY	DRY	DRY	DRY	DRY	DRY	NC	NC	NC	NC	NC
Tin	mg/L	DRY	DRY	DRY	DRY	DRY	DRY	NC	NC	NC	NC	NC
Vanadium	mg/L	DRY	DRY	DRY	DRY	DRY	DRY	0.00500	0.00775	0.00645	**0.0025**	0.018
Zinc	mg/L	DRY	DRY	DRY	DRY	DRY	DRY	0.0100	0.0145	0.0122	0.002	0.035
VOLATILE ORGANIC COMPOUNDS												
Carbon Disulfide	µg/L	DRY	DRY	DRY	DRY	DRY	DRY	NC	NC	NC	NC	NC
Chloroform	µg/L	DRY	DRY	DRY	DRY	DRY	DRY	NC	NC	NC	0.098	**0.10**
Chloromethane	µg/L	DRY	DRY	DRY	DRY	DRY	DRY	NC	NC	NC	0.14	NC
Dichlorodifluoromethane	µg/L	DRY	DRY	DRY	DRY	DRY	DRY	NC	NC	NC	0.099	**0.41**
Methyl t-butyl ether (MTBE)	µg/L	DRY	DRY	DRY	DRY	DRY	DRY	0.110	0.230	0.187	0.11	0.55
Tetrachloroethene	µg/L	DRY	DRY	DRY	DRY	DRY	DRY	0.320	0.546	0.703	0.086	3.1
Toluene	µg/L	DRY	DRY	DRY	DRY	DRY	DRY	NC	NC	NC	0.093	0.12
Trichloroethene	µg/L	DRY	DRY	DRY	DRY	DRY	DRY	NC	NC	NC	0.085	**0.21**
Trichlorofluoromethane	µg/L	DRY	DRY	DRY	DRY	DRY	DRY	NC	NC	NC	0.13	**0.35**
SEMI-VOLATILE ORGANIC COMPOUNDS												
bis(2-Ethylhexyl) Phthalate	µg/L	DRY	DRY	DRY	DRY	DRY	DRY	NC	NC	NC	NC	NC
Diethylphthalate	µg/L	DRY	DRY	DRY	DRY	DRY	DRY	NC	NC	NC	NC	NC
Dimethylphthalate	µg/L	DRY	DRY	DRY	DRY	DRY	DRY	1.20	1.20		NC	NC
HERBICIDES, PESTICIDES & PCBs: ND												

[EA] (Extended analysis) - Appendix I and Appendix II constituents analyzed. Other monitoring periods analyzed for routine monitoring parameters. Only detected compounds included above.

TABLE 5-14
MID-VALLEY SANITARY LANDFILL
HISTORICAL SUMMARY - MONITORING WELL F-14 (ABANDONED)

ANALYTE	UNITS	Dec 1995	Feb 1996	Jun 1996	Jul 1996	Oct 1996	Jan 1997	Apr 1997	Aug 1997	Oct 1997
FIELD PARAMETERS										
Dissolved Oxygen	mg/L	NA	NA	NA	NA	NA	7.2	NA	NA	NA
Oxidation-Reduction Potential	mV	NA	NA	NA	NA	NA	NA	NA	NA	NA
pH	units	NA	7.79	7.83	7.18	7.05	6.8	6.88	6.81	7.3
Specific Conductance	µmhos/cm	NA	474	443	493	445	442	428	418	NA
Temperature	C°	NA	NA	NA	NA	NA	NA	NA	NA	NA
Turbidity	NTU	NA	NA	NA	NA	NA	NA	NA	NA	NA
GENERAL CHEMISTRY										
Alkalinity	mg/L	NA	NA	NA	NA	NA	NA	NA	NA	NA
Anions	meq/L	NA	NA	NA	NA	NA	NA	NA	NA	NA
Bicarbonate	mg/L	NA	NA	NA	NA	NA	200	NA	NA	NA
Biological Oxygen Demand (BOD)	mg/L	NA	NA	NA	NA	NA	2.0	NA	NA	NA
Carbonate	mg/L	NA	NA	NA	NA	NA	5.0	NA	NA	NA
Cations	meq/L	NA	NA	NA	NA	NA	NA	NA	NA	NA
Chemical Oxygen Demand (COD)	mg/L	NA	NA	NA	NA	NA	NA	NA	NA	NA
Chloride	mg/L	6.0	4.0	6.0	10	6.0	6.0	**8.0**	6.0	6.0
Cyanide	mg/L	NA	NA	NA	NA	NA	NA	NA	NA	NA
Fluoride	mg/L	NA	NA	NA	NA	NA	NA	NA	NA	NA
Hardness	mg/L	140	215	204	221	212	220	202	NA	NA
Hydroxide	mg/L	NA	NA	NA	NA	NA	NA	NA	NA	NA
Nitrate (as N)	mg/L	3.3	2.8	3.7	1.87	2.99	3.0	0.71	3.98	3.46
ortho-Phosphate Phosphorus	mg/L	NA	NA	NA	NA	NA	NA	NA	NA	NA
Perchlorate	mg/L	NA	NA	NA	NA	NA	NA	NA	NA	0.0016
Sulfate	mg/L	NA	21	20	19.3	19.7	19	18.9	25	24
Sulfide	mg/L	NA	NA	NA	NA	NA	NA	NA	NA	NA
Total Dissolved Solids (TDS)	mg/L	520	290	261	306	280	274	274	270	226
Total Organic Carbon (TOC)	mg/L	NA	NA	NA	NA	NA	8.3	NA	NA	NA
Total Organic Halides (TOX)	mg/L	NA	NA	NA	NA	NA	0.012	NA	NA	NA
Total Oxygen Demand (TOD)	mg/L	NA	NA	NA	NA	NA	24	NA	NA	NA
METALS										
Aluminum	mg/L	NA	NA	NA	NA	NA	NA	NA	NA	NA
Antimony	mg/L	NA	NA	NA	NA	NA	NA	NA	NA	NA
Arsenic	mg/L	NA	NA	NA	NA	NA	NA	NA	NA	NA
Barium	mg/L	NA	NA	NA	NA	NA	NA	NA	NA	NA
Beryllium	mg/L	NA	NA	NA	NA	NA	NA	NA	NA	NA
Boron	mg/L	NA	NA	NA	NA	NA	NA	NA	NA	NA
Cadmium	mg/L	NA	NA	NA	NA	NA	NA	NA	NA	NA
Calcium	mg/L	45	74.0	71.0	70.6	68.7	65.4	63	69	58
Chromium-Hexavalent	mg/L	NA	NA	NA	NA	NA	NA	NA	NA	NA
Chromium-Total	mg/L	NA	NA	NA	NA	NA	NA	NA	NA	NA
Cobalt	mg/L	NA	NA	NA	NA	NA	NA	NA	NA	NA
Copper	mg/L	NA	NA	NA	NA	NA	NA	NA	NA	NA
Iron	mg/L	NA	0.24	0.006	**0.077**	0.10	0.10	0.06	NA	NA
Lead	mg/L	NA	NA	NA	NA	NA	NA	NA	NA	NA
Magnesium	mg/L	8.1	11.0	11.0	11.7	10.5	10.4	9.7	11	11
Manganese	mg/L	NA	0.047	0.03	0.0038	0.0029	0.03	0.02	NA	NA
Mercury	mg/L	NA	NA	NA	NA	NA	NA	NA	NA	NA
Molybdenum	mg/L	NA	NA	NA	NA	NA	NA	NA	NA	NA
Nickel	mg/L	NA	NA	NA	NA	NA	NA	NA	NA	NA
Phosphorus	mg/L	NA	NA	NA	NA	NA	NA	NA	NA	NA
Potassium	mg/L	NA	2.6	2.6	2.99	3.05	2.91	2.3	NA	NA
Selenium	mg/L	NA	NA	NA	NA	NA	NA	NA	NA	NA
Silver	mg/L	NA	NA	NA	NA	NA	NA	NA	NA	NA
Sodium	mg/L	NA	25.0	12.0	11.9	8.87	10.5	10	9.7	12
Thallium	mg/L	NA	NA	NA	NA	NA	NA	NA	NA	NA
Tin	mg/L	NA	NA	NA	NA	NA	NA	NA	NA	NA
Vanadium	mg/L	NA	NA	NA	NA	NA	NA	NA	NA	NA
Zinc	mg/L	NA	0.01	0.033	0.052	0.073	0.0940	0.43	NA	NA
VOLATILE ORGANIC COMPOUNDS										
1,2,3-Trichlorobenzene	µg/L	NR	NR	NR	NR	NR	NR	NR	NR	0.26
1,2,4-Trichlorobenzene	µg/L	NR	NR	NR	NR	NR	NR	NR	NR	0.26
1,1-Dichloroethane	µg/L	**0.23**	0.30	0.30	**0.28**	0.18	0.18	0.18	0.30	0.30
Acetone	µg/L	NA	NA	NA	NA	NA	NA	NA	NA	NA
Benzene	µg/L	0.11	0.20	0.20	0.24	0.24	0.24	0.24	0.16	0.16
cis-1,2-Dichloroethene	µg/L	0.12	NA	NA	NA	NA	NA	NA	0.12	0.12
Chloroform	µg/L	0.26	0.50	0.50	**0.29**	0.13	0.13	0.13	0.17	0.17
Dichlorodifluoromethane	µg/L	4.9	4.0	**1.0**	7.1	8.8	4.0	8.7	3.9	3.4
Methylene Chloride	µg/L	0.28	1.2	1.2	0.28	0.28	0.28	0.28	0.7	0.21
Naphthalene	µg/L	NR	NR	NR	NR	NR	NR	NR	0.34	0.34
o-Xylene	µg/L	NR	NA	NA	0.50	0.50	0.50	0.50	0.10	0.10
p+m-Xylenes	µg/L	NR	NA	NA	0.76	0.76	0.76	0.76	0.28	0.28
Tetrachloroethene	µg/L	3.2	2.0	4.0	4.7	4.9	3.6	3.0	3.0	4.0
Toluene	µg/L	0.27	5.0	0.70	0.27	**0.41**	0.3	0.27	0.12	0.12
Trichloroethene	µg/L	**0.34**	0.30	0.30	**0.29**	0.19	**0.19**	**0.35**	0.17	0.17
Trichlorofluoromethane	µg/L	**0.81**	**0.5**	0.20	1.0	2.5	**0.30**	**0.98**	0.8	0.25
SEMI-VOLATILE ORGANIC COMPOUNDS: ND										
HERBICIDES, PESTICIDES & PCBs: ND										

[EA] (Extended analysis) - Appendix I and Appendix II constituents analyzed. Other monitoring periods analyzed for routine monitoring parameters. Only detected compounds included above.

TABLE 5-14 (CONT'D)
MID-VALLEY SANITARY LANDFILL
HISTORICAL SUMMARY - MONITORING WELL F-14 (ABANDONED)

ANALYTE	UNITS	Jan 1998	Apr 1998	Jul 1998	Oct 1998	Jan 1999	Apr 1999	Jul 1999	Oct 1999	Feb 2000
FIELD PARAMETERS										
Dissolved Oxygen	mg/L	NA	NA	NA	NA	4.3	5.5	NA	NA	NA
Oxidation-Reduction Potential	mV	NA	NA	NA	NA	NA	NA	NA	NA	NA
pH	units	7.41	6.8	7.1	7.2	8.22	7.4	7.8	7.8	7.5
Specific Conductance	µmhos/cm	NA	NA	NA	NA	NA	NA	NA	NA	NA
Temperature	C°	NA	NA	NA	NA	20	16	18	18	18
Turbidity	NTU	NA	NA	NA	NA	NA	NA	NA	NA	NA
GENERAL CHEMISTRY										
Alkalinity	mg/L	NA	NA	NA	NA	NA	NA	NA	NA	NA
Anions	meq/L	NA	NA	NA	NA	NA	NA	NA	NA	NA
Bicarbonate	mg/L	NA	NA	NA	NA	NA	NA	NA	NA	NA
Biological Oxygen Demand (BOD)	mg/L	NA	NA	NA	NA	NA	NA	NA	NA	NA
Carbonate	mg/L	NA	NA	NA	NA	NA	NA	NA	NA	NA
Cations	meq/L	NA	NA	NA	NA	NA	NA	NA	NA	NA
Chemical Oxygen Demand (COD)	mg/L	NA	NA	NA	NA	NA	NA	NA	NA	NA
Chloride	mg/L	6.0	**8.0**	6.0	6.0	**4.2**	**4.9**	4	4	4
Cyanide	mg/L	NA	NA	NA	NA	NA	NA	NA	NA	NA
Fluoride	mg/L	NA	NA	NA	NA	NA	NA	NA	NA	NA
Hardness	mg/L	NA	NA	NA	NA	NA	NA	NA	NA	NA
Hydroxide	mg/L	NA	NA	NA	NA	NA	NA	NA	NA	NA
Nitrate (as N)	mg/L	0.37	2.6	0.71	1.3	2.3	1.3	2.0	2.2	2.2
ortho-Phosphate Phosphorus	mg/L	NA	NA	NA	NA	NA	NA	NA	NA	NA
Perchlorate	mg/L	NA	NA	NA	NA	NA	NA	NA	NA	NA
Sulfate	mg/L	18.8	68	64	30	30	25	26	24	22
Sulfide	mg/L	NA	NA	NA	NA	NA	NA	NA	NA	NA
Total Dissolved Solids (TDS)	mg/L	236	974	562	366	322	334	260	260	260
Total Organic Carbon (TOC)	mg/L	NA	NA	NA	NA	NA	NA	NA	NA	NA
Total Organic Halides (TOX)	mg/L	NA	NA	NA	NA	NA	NA	NA	NA	NA
Total Oxygen Demand (TOD)	mg/L	NA	NA	NA	NA	NA	NA	NA	NA	NA
METALS										
Aluminum	mg/L	NA	NA	NA	NA	NA	NA	NA	NA	NA
Antimony	mg/L	NA	NA	NA	NA	NA	NA	NA	NA	NA
Arsenic	mg/L	NA	NA	NA	NA	NA	NA	NA	NA	NA
Barium	mg/L	NA	NA	NA	NA	NA	NA	NA	NA	NA
Beryllium	mg/L	NA	NA	NA	NA	NA	NA	NA	NA	NA
Boron	mg/L	NA	NA	NA	NA	NA	NA	NA	NA	NA
Cadmium	mg/L	NA	NA	NA	NA	NA	NA	NA	NA	NA
Calcium	mg/L	58	48	50	39	47	51	46	50	54
Chromium-Hexavalent	mg/L	NA	NA	NA	NA	NA	NA	NA	NA	NA
Chromium-Total	mg/L	NA	NA	NA	NA	NA	NA	NA	NA	NA
Cobalt	mg/L	NA	NA	NA	NA	NA	NA	NA	NA	NA
Copper	mg/L	NA	NA	NA	NA	NA	NA	NA	NA	NA
Iron	mg/L	NA	NA	NA	NA	NA	NA	NA	NA	NA
Lead	mg/L	NA	NA	NA	NA	NA	NA	NA	NA	NA
Magnesium	mg/L	4.0	10	9.2	12	9.8	10	9	9	8
Manganese	mg/L	NA	NA	NA	NA	NA	NA	NA	NA	NA
Mercury	mg/L	NA	NA	NA	NA	NA	NA	NA	NA	NA
Molybdenum	mg/L	NA	NA	NA	NA	NA	NA	NA	NA	NA
Nickel	mg/L	NA	NA	NA	NA	NA	NA	NA	NA	NA
Phosphorus	mg/L	NA	NA	NA	NA	NA	NA	NA	NA	NA
Potassium	mg/L	NA	NA	NA	NA	NA	NA	NA	NA	NA
Selenium	mg/L	NA	NA	NA	NA	NA	NA	NA	NA	NA
Silver	mg/L	NA	NA	NA	NA	NA	NA	NA	NA	NA
Sodium	mg/L	9.1	86	87	60	67	29	40	30	21
Thallium	mg/L	NA	NA	NA	NA	NA	NA	NA	NA	NA
Tin	mg/L	NA	NA	NA	NA	NA	NA	NA	NA	NA
Vanadium	mg/L	NA	NA	NA	NA	NA	NA	NA	NA	NA
Zinc	mg/L	NA	NA	NA	NA	NA	NA	NA	NA	NA
VOLATILE ORGANIC COMPOUNDS										
1,2,3-Trichlorobenzene	µg/L	0.26	0.26	0.26	0.26	0.26	**0.49**	0.32	0.32	0.32
1,2,4-Trichlorobenzene	µg/L	0.26	0.26	0.26	0.26	0.26	**0.39**	0.24	**0.35**	0.24
1,1-Dichloroethane	µg/L	0.30	0.30	0.30	0.30	0.30	0.30	0.31	0.31	0.31
Acetone	µg/L	NA	NA	NA	NA	NA	NA	3.9	3.9	14[5]
Benzene	µg/L	0.16	0.16	0.16	0.16	0.16	0.16	0.15	0.15	0.15
cis-1,2-Dichloroethene	µg/L	**0.12**	0.12	0.12	0.12	0.12	0.12	0.19	0.19	0.19
Chloroform	µg/L	0.17	0.17	0.17	0.17	0.17	0.17	0.24	0.24	0.24
Dichlorodifluoromethane	µg/L	4.7	6.5	7.7	4.1	5.2	0.22	3.1	4.1	2.6
Methylene Chloride	µg/L	0.21	0.21	0.21	0.21	0.21	0.21	0.27	0.27	0.27
Naphthalene	µg/L	0.34	0.34	0.34	0.34	0.34	0.62	0.23	0.23	0.23
o-Xylene	µg/L	0.10	0.10	0.10	0.10	0.10	**0.25**	0.22	0.22	0.22
p+m-Xylenes	µg/L	0.28	0.28	0.28	0.28	0.28	**0.43**	0.50	0.50	0.50
Tetrachloroethene	µg/L	2.0	2.5	3.6	1.7	2.4	1.5	1.0	1.4	0.9
Toluene	µg/L	**0.14**[5]	0.12	0.12	**0.20**[5]	0.12	0.12	0.14	0.14	0.14
Trichloroethene	µg/L	0.17	0.17	0.17	0.17	0.17	0.17	0.17	0.17	0.17
Trichlorofluoromethane	µg/L	**0.29**	2.1	1.7	1.0	1.6	0.69	**0.7**	**0.74**	**0.90**
SEMI-VOLATILE ORGANIC COMPOUNDS: ND										
HERBICIDES, PESTICIDES & PCBs: ND										

[EA] (Extended analysis) - Appendix I and Appendix II constituents analyzed. Other monitoring periods analyzed for routine monitoring parameters. Only detected compounds included above.

TABLE 5-14 (CONT'D)
MID-VALLEY SANITARY LANDFILL
HISTORICAL SUMMARY - MONITORING WELL F-14 (ABANDONED)

ANALYTE	UNITS	Apr 2000	Jul 2000	Oct[EA] 2000	Jan 2001	Apr 2001	Jul 2001	Oct 2001	Jan 2002	Apr 2002
FIELD PARAMETERS										
Dissolved Oxygen	mg/L	NA	3.4	2.9	6.8	3.7	3.9	4.0	5.5	5.5
Oxidation-Reduction Potential	mV	NA	NA	NA	NA	NA	NA	NA	NA	NA
pH	units	7.6	7.5	7.0	7.0	6.3	6.9	6.7	6.8	7.5
Specific Conductance	µmhos/cm	240	460	500	330	420	380	360	340	420
Temperature	C°	18	22	19	18	19	23	21	20.2	19.1
Turbidity	NTU	NA	0	0	0	0	0	0	0	0
GENERAL CHEMISTRY										
Alkalinity	mg/L	NA	NA	220	NA	NA	NA	NA	NA	NA
Anions	meq/L	NA	NA	5.23	NA	NA	NA	NA	NA	NA
Bicarbonate	mg/L	NA	NA	270	NA	NA	NA	NA	NA	NA
Biological Oxygen Demand (BOD)	mg/L	NA	NA	NA	NA	NA	NA	NA	NA	NA
Carbonate	mg/L	NA	NA	2	NA	NA	NA	NA	NA	NA
Cations	meq/L	NA	NA	5.80	NA	NA	NA	NA	NA	NA
Chemical Oxygen Demand (COD)	mg/L	NA	NA	4	NA	NA	NA	NA	NA	NA
Chloride	mg/L	4	5	4	3	4	4	3	3	3.4
Cyanide	mg/L	NA	NA	0.006	NA	NA	NA	NA	NA	NA
Fluoride	mg/L	NA	NA	0.2	NA	NA	NA	NA	NA	NA
Hardness	mg/L	NA	NA	230	NA	NA	NA	NA	NA	NA
Hydroxide	mg/L	NA	NA	2	NA	NA	NA	NA	NA	NA
Nitrate (as N)	mg/L	2.2	2.2	1.9	1.9	2.1	2.1	2.0	1.5	1.4
ortho-Phosphate Phosphorus	mg/L	NA	NA	0.69	NA	NA	NA	NA	NA	NA
Perchlorate	mg/L	NA	NA	NA	0.001	0.001	0.002	0.002	0.0022	0.0087
Sulfate	mg/L	22	25	23	23	23	22	20	17	23
Sulfide	mg/L	NA	NA	0.2	NA	NA	NA	NA	NA	NA
Total Dissolved Solids (TDS)	mg/L	260	340	290	290	260	240	230	240	290
Total Organic Carbon (TOC)	mg/L	NA	NA	**0.23**	NA	NA	NA	NA	NA	NA
Total Organic Halides (TOX)	mg/L	NA	NA	0.005	NA	NA	NA	NA	NA	NA
Total Oxygen Demand (TOD)	mg/L	NA	NA	NA	NA	NA	NA	NA	NA	NA
METALS										
Aluminum	mg/L	NA	NA	NA	NA	NA	NA	NA	NA	NA
Antimony	mg/L	NA	NA	0.0001	NA	NA	NA	NA	NA	NA
Arsenic	mg/L	NA	NA	0.005	NA	NA	NA	NA	NA	NA
Barium	mg/L	NA	NA	**0.049**	NA	NA	NA	NA	NA	NA
Beryllium	mg/L	NA	NA	0.0004	NA	NA	NA	NA	NA	NA
Boron	mg/L	NA	NA	**0.023**	NA	NA	NA	NA	NA	NA
Cadmium	mg/L	NA	NA	**0.00031**	NA	NA	NA	NA	NA	NA
Calcium	mg/L	52	83	74	61	59	55	55	53	59
Chromium-Hexavalent	mg/L	NA	NA	NA	NA	NA	NA	NA	NA	NA
Chromium-Total	mg/L	NA	NA	**0.0074**	NA	NA	NA	NA	NA	NA
Cobalt	mg/L	NA	NA	0.0001	NA	NA	NA	NA	NA	NA
Copper	mg/L	NA	NA	**0.0015**	NA	NA	NA	NA	NA	NA
Iron	mg/L	NA	NA	0.010	NA	NA	NA	NA	NA	NA
Lead	mg/L	NA	NA	0.0001	NA	NA	NA	NA	NA	NA
Magnesium	mg/L	9	14	12	10	10	9	8	8	8.7
Manganese	mg/L	NA	NA	**0.00072**	NA	NA	NA	NA	NA	NA
Mercury	mg/L	NA	NA	0.0004	NA	NA	NA	NA	NA	NA
Molybdenum	mg/L	NA	NA	NA	NA	NA	NA	NA	NA	NA
Nickel	mg/L	NA	NA	**0.0018**	NA	NA	NA	NA	NA	NA
Phosphorus	mg/L	NA	NA	0.95	NA	NA	NA	NA	NA	NA
Potassium	mg/L	NA	NA	3	NA	NA	NA	NA	NA	NA
Selenium	mg/L	NA	NA	**0.0017**	NA	NA	NA	NA	NA	NA
Silver	mg/L	NA	NA	0.0001	NA	NA	NA	NA	NA	NA
Sodium	mg/L	18	31	24	18	18	13	12	11	11
Thallium	mg/L	NA	NA	0.00006	NA	NA	NA	NA	NA	NA
Tin	mg/L	NA	NA	0.00008	NA	NA	NA	NA	NA	NA
Vanadium	mg/L	NA	NA	**0.0035**	NA	NA	NA	NA	NA	NA
Zinc	mg/L	NA	NA	**0.0069**	NA	NA	NA	NA	NA	NA
VOLATILE ORGANIC COMPOUNDS										
1,2,3-Trichlorobenzene	µg/L	0.44	0.49	0.49	0.49	0.49	0.49	0.49	0.49	0.44
1,2,4-Trichlorobenzene	µg/L	0.29	0.35	0.35	0.35	0.35	0.35	0.35	0.35	0.20
1,1-Dichloroethane	µg/L	0.39	0.35	0.35	0.35	0.35	0.35	0.35	0.35	0.20
Acetone	µg/L	8.6	4.2	4.2	4.2	4.2	4.2	4.2	4.2	1.5
Benzene	µg/L	0.24	0.18	0.18	0.18	0.18	**0.35**[(5)]	0.18	0.18	0.28
cis-1,2-Dichloroethene	µg/L	0.48	0.18	0.18	0.18	0.18	0.18	0.18	0.18	0.34
Chloroform	µg/L	0.30	0.28	0.28	0.28	0.28	0.28	0.28	0.28	0.36
Dichlorodifluoromethane	µg/L	3.1	4.9	3.2	3.7	3.8	3.4	13	3.4	0.36
Methylene Chloride	µg/L	0.42	0.27	0.27	0.27	0.27	0.27	0.27	0.27	0.52
Naphthalene	µg/L	0.35	0.42	0.42	0.42	0.42	0.42	0.42	0.42	0.21
o-Xylene	µg/L	0.24	0.13	0.13	0.13	0.13	0.13	0.13	0.13	0.14
p+m-Xylenes	µg/L	0.39	0.30	0.30	0.30	0.30	0.30	0.30	0.30	0.39
Tetrachloroethene	µg/L	0.9	1.1	0.5	0.5	0.8	0.8	0.8	1.0	0.78
Toluene	µg/L	0.24	0.22	0.22	0.22	0.22	0.22	0.22	0.22	**0.40**
Trichloroethene	µg/L	0.35	0.27	0.27	0.27	0.27	0.27	0.27	0.27	0.25
Trichlorofluoromethane	µg/L	**1.1**	**1.1**	**0.88**	**0.74**	**1.0**	**1.4**	**1.3**	**0.84**	0.54
SEMI-VOLATILE ORGANIC COMPOUNDS: ND										
HERBICIDES, PESTICIDES & PCBs: ND										

[EA] (Extended analysis) - Appendix I and Appendix II constituents analyzed. Other monitoring periods analyzed for routine monitoring parameters. Only detected compounds included above.

TABLE 5-14 (CONT'D)
MID-VALLEY SANITARY LANDFILL
HISTORICAL SUMMARY - MONITORING WELL F-14 (ABANDONED)

ANALYTE	UNITS	Jul 2002	Oct 2002	Jan 2003	Apr 2003	Jul 2003	MED.	AVG.	STD. DEV.	MIN.	MAX.
FIELD PARAMETERS											
Dissolved Oxygen	mg/L	NA	NA	3.5	6.5	6.0	4.90	4.93	1.52	2.9	7.2
Oxidation-Reduction Potential	mV	NA	NA	NA	NA	NA	NC	NC	NC	NC	NC
pH	units	NA	NA	6.9	6.4	6.4	7.14	7.18	0.530	6.3	8.22
Specific Conductance	µmhos/cm	NA	NA	430	430	460	430	412	73.9	240	500
Temperature	C°	NA	NA	20.9	19	20.3	19.0	19.4	2.01	16	23
Turbidity	NTU	NA	NA	0	0	0	0.0	0.0	0.0	0	0
GENERAL CHEMISTRY											
Alkalinity	mg/L	NA	NA	NA	NA	NA	220	220	0.0	220	220
Anions	meq/L	NA	NA	NA	NA	NA	5.23	5.23	0.0	5.23	5.23
Bicarbonate	mg/L	NA	NA	NA	NA	NA	235	235	40.4	200	270
Biological Oxygen Demand (BOD)	mg/L	NA	NA	NA	NA	NA	NC	NC	NC	NC	NC
Carbonate	mg/L	NA	NA	NA	NA	NA	NC	NC	NC	NC	NC
Cations	meq/L	NA	NA	NA	NA	NA	5.80	5.80	0.0	5.80	5.80
Chemical Oxygen Demand (COD)	mg/L	NA	NA	NA	NA	NA	NC	NC	NC	NC	NC
Chloride	mg/L	NA	NA	3.0	2.7	2.6	4.10	4.98	1.98	2.6	10
Cyanide	mg/L	NA	NA	NA	NA	NA	NC	NC	NC	NC	NC
Fluoride	mg/L	NA	NA	NA	NA	NA	0.200	0.200	0	0.2	0.2
Hardness	mg/L	NA	NA	NA	NA	NA	214	201	33.7	140	230
Hydroxide	mg/L	NA	NA	NA	NA	NA	NC	NC	NC	NC	NC
Nitrate (as N)	mg/L	NA	NA	1.5	1.7	1.73	2.05	2.11	0.953	0.37	3.98
ortho-Phosphate Phosphorus	mg/L	NA	NA	NA	NA	NA	0.690	0.690	0.0	0.69	0.69
Perchlorate	mg/L	NA	NA	0.00040	0.00028	0.00030	NC	NC	NC	NC	NC
Sulfate	mg/L	NA	NA	18	19	18	22.0	26.2	13.9	17	68
Sulfide	mg/L	NA	NA	NA	NA	NA	NC	NC	NC	NC	NC
Total Dissolved Solids (TDS)	mg/L	NA	NA	290	240	312	277	336	183	226	974
Total Organic Carbon (TOC)	mg/L	NA	NA	NA	NA	NA	4.27	4.27	4.66	**0.23**	8.3
Total Organic Halides (TOX)	mg/L	NA	NA	NA	NA	NA	NC	NC	NC	0.005	0.012
Total Oxygen Demand (TOD)	mg/L	NA	NA	NA	NA	NA	24.0	24.0	0.0	24	24
METALS											
Aluminum	mg/L	NA	NA	NA	NA	NA	NC	NC	NC	NC	NC
Antimony	mg/L	NA	NA	NA	NA	NA	NC	NC	NC	NC	NC
Arsenic	mg/L	NA	NA	NA	NA	NA	0.00500	0.00500	0.0	0.005	0.005
Barium	mg/L	NA	NA	NA	NA	NA	NC	NC	NC	**0.049**	**0.049**
Beryllium	mg/L	NA	NA	NA	NA	NA	NC	NC	NC	NC	NC
Boron	mg/L	NA	NA	NA	NA	NA	NC	NC	NC	**0.023**	**0.023**
Cadmium	mg/L	NA	NA	NA	NA	NA	NC	NC	NC	**0.00031**	**0.00031**
Calcium	mg/L	NA	NA	68	59	58	58.0	58.9	11.4	39	83
Chromium-Hexavalent	mg/L	NA	NA	NA	NA	NA	NC	NC	NC	NC	NC
Chromium-Total	mg/L	NA	NA	NA	NA	NA	NC	NC	NC	**0.0074**	**0.0074**
Cobalt	mg/L	NA	NA	NA	NA	NA	NC	NC	NC	NC	NC
Copper	mg/L	NA	NA	NA	NA	NA	NC	NC	NC	**0.0015**	**0.0015**
Iron	mg/L	NA	NA	NA	NA	NA	0.0770	0.0932	0.0913	0.006	0.24
Lead	mg/L	NA	NA	NA	NA	NA	NC	NC	NC	NC	NC
Magnesium	mg/L	NA	NA	10	9.2	8.8	9.90	9.69	2.13	4.0	14
Manganese	mg/L	NA	NA	NA	NA	NA	0.0200	0.0202	0.0192	**0.00072**	0.047
Mercury	mg/L	NA	NA	NA	NA	NA	NC	NC	NC	NC	NC
Molybdenum	mg/L	NA	NA	NA	NA	NA	NC	NC	NC	NC	NC
Nickel	mg/L	NA	NA	NA	NA	NA	NC	NC	NC	**0.0018**	**0.0018**
Phosphorus	mg/L	NA	NA	NA	NA	NA	0.950	0.950	1.4E-16	0.95	0.95
Potassium	mg/L	NA	NA	NA	NA	NA	2.91	2.76	0.311	2.3	3.05
Selenium	mg/L	NA	NA	NA	NA	NA	NC	NC	NC	**0.0017**	**0.0017**
Silver	mg/L	NA	NA	NA	NA	NA	NC	NC	NC	NC	NC
Sodium	mg/L	NA	NA	13	12	11	13.0	26.4	24.5	8.87	87
Thallium	mg/L	NA	NA	NA	NA	NA	NC	NC	NC	NC	NC
Tin	mg/L	NA	NA	NA	NA	NA	NC	NC	NC	NC	NC
Vanadium	mg/L	NA	NA	NA	NA	NA	NC	NC	NC	**0.0035**	**0.0035**
Zinc	mg/L	NA	NA	NA	NA	NA	0.0520	0.126	0.175	**0.0069**	0.43
VOLATILE ORGANIC COMPOUNDS											
1,2,3-Trichlorobenzene	µg/L	NA	NA	0.29	0.29	0.15	0.320	0.362	0.119	0.15	**0.49**
1,2,4-Trichlorobenzene	µg/L	NA	NA	0.34	0.34	0.088	0.315	0.290	0.0818	0.088	**0.39**
1,1-Dichloroethane	µg/L	NA	NA	0.098	0.098	0.061	0.300	0.269	0.0899	0.061	**0.28**
Acetone	µg/L	NA	NA	1.2	1.2	1.9	NC	NC	NC	NC	NC
Benzene	µg/L	NA	NA	0.14	0.14	0.035	NC	NC	NC	NC	NC
cis-1,2-Dichloroethene	µg/L	NA	NA	0.18	0.18	0.070	NC	NC	NC	0.070	**0.12**
Chloroform	µg/L	NA	NA	0.17	0.17	0.048	NC	NC	NC	0.048	**0.29**
Dichlorodifluoromethane	µg/L	NA	NA	0.18	3.4	2.5	3.85	4.44	3.15	0.18	13
Methylene Chloride	µg/L	NA	NA	0.15	0.15	0.12	NC	NC	NC	0.12	0.7
Naphthalene	µg/L	NA	NA	0.44	0.44	0.13	NC	NC	NC	0.13	0.62
o-Xylene	µg/L	NA	NA	0.41	0.41	0.049	NC	NC	NC	0.049	**0.25**
p+m-Xylenes	µg/L	NA	NA	0.36	0.36	0.088	NC	NC	NC	0.088	**0.43**
Tetrachloroethene	µg/L	NA	NA	0.80	1.7	1.6	1.65	2.07	1.40	0.5	4.9
Toluene	µg/L	NA	NA	0.22	0.22	0.042	NC	NC	NC	0.042	5.0
Trichloroethene	µg/L	NA	NA	0.50	0.71	0.092	NC	NC	NC	0.092	**0.35**
Trichlorofluoromethane	µg/L	NA	NA	**0.46**	**1.3**	1.2	0.890	0.988	0.595	0.20	2.5
SEMI-VOLATILE ORGANIC COMPOUNDS: ND											
HERBICIDES, PESTICIDES & PCBs: ND											

[EA] (Extended analysis) - Appendix I and Appendix II constituents analyzed. Other monitoring periods analyzed for routine monitoring parameters. Only detected compounds included above.

TABLE 5-15
MID-VALLEY SANITARY LANDFILL
HISTORICAL SUMMARY - MONITORING WELL F-15

ANALYTE	UNITS	Aug 1996	Oct 1996	Jan 1997	Apr 1997	Aug 1997	Oct 1997	Jan 1998	Apr 1998	Jul 1998	Oct 1998
FIELD PARAMETERS											
Dissolved Oxygen	mg/L	NA	NA	7.2	NA	NA	NA	NA	NA	NA	NA
Oxidation-Reduction Potential	mV	NA	NA	NA	NA	NA	NA	NA	NA	NA	NA
pH	units	NA	7.22	6.8	7.2	7.53	7.47	7.96	7.2	7.3	7.2
Specific Conductance	µmhos/cm	NA	636	608	521	515	NA	NA	NA	NA	NA
Temperature	C°	NA	NA	NA	NA	NA	NA	NA	NA	NA	NA
Turbidity	NTU	NA	NA	NA	NA	NA	NA	NA	NA	NA	NA
GENERAL CHEMISTRY											
Alkalinity	mg/L	NA	NA	NA	NA	NA	NA	NA	NA	NA	NA
Anions	meq/L	NA	NA	NA	NA	NA	NA	NA	NA	NA	NA
Bicarbonate	mg/L	NA	NA	276	NA	NA	NA	NA	NA	NA	NA
Biological Oxygen Demand (BOD)	mg/L	NA	NA	2.0	NA	NA	NA	NA	NA	NA	NA
Carbonate	mg/L	NA	NA	5.0	NA	NA	NA	NA	NA	NA	NA
Cations	meq/L	NA	NA	NA	NA	NA	NA	NA	NA	NA	NA
Chemical Oxygen Demand (COD)	mg/L	NA	NA	NA	NA	NA	NA	NA	NA	NA	NA
Chloride	mg/L	25.0	11	6.0	10	**7.5**	**8.0**	**6.0**	**7.0**	6.0	6.0
Cyanide	mg/L	NA	NA	NA	NA	NA	NA	NA	NA	NA	NA
Fluoride	mg/L	NA	NA	NA	NA	NA	NA	NA	NA	NA	NA
Hardness	mg/L	138	330	286	278	NA	NA	NA	NA	NA	NA
Hydroxide	mg/L	NA	NA	NA	NA	NA	NA	NA	NA	NA	NA
Nitrate (as N)	mg/L	5.52	5.15	5.2	2.06	5.99	3.9	4.12	4.5	2.8	2.0
ortho-Phosphate Phosphorus	mg/L	NA	NA	NA	NA	NA	NA	NA	NA	NA	NA
Perchlorate	mg/L	NA	NA	NA	NA	NA	0.0016	NA	NA	NA	NA
Sulfate	mg/L	NA	20.4	21	19.1	26	26	18.2	23	22	21
Sulfide	mg/L	NA	NA	NA	NA	NA	NA	NA	NA	NA	NA
Total Dissolved Solids (TDS)	mg/L	266	452	358	340	324	288	382	276	334	268
Total Organic Carbon (TOC)	mg/L	NA	NA	6.9	NA	NA	NA	NA	NA	NA	NA
Total Organic Halides (TOX)	mg/L	NA	NA	0.031	NA	NA	NA	NA	NA	NA	NA
Total Oxygen Demand (TOD)	mg/L	NA	NA	13	NA	NA	NA	NA	NA	NA	NA
METALS											
Aluminum	mg/L	NA	NA	NA	NA	NA	NA	NA	NA	NA	NA
Antimony	mg/L	NA	NA	NA	NA	NA	NA	NA	NA	NA	NA
Arsenic	mg/L	NA	NA	NA	NA	NA	NA	NA	NA	NA	NA
Barium	mg/L	NA	NA	NA	NA	NA	NA	NA	NA	NA	NA
Beryllium	mg/L	NA	NA	NA	NA	NA	NA	NA	NA	NA	NA
Boron	mg/L	NA	NA	NA	NA	NA	NA	NA	NA	NA	NA
Cadmium	mg/L	NA	NA	NA	NA	NA	NA	NA	NA	NA	NA
Calcium	mg/L	35.7	92.4	89.4	79	79	71	65	86	70	68
Chromium-Hexavalent	mg/L	NA	NA	NA	NA	NA	NA	NA	NA	NA	NA
Chromium-Total	mg/L	NA	NA	NA	NA	NA	NA	NA	NA	NA	NA
Cobalt	mg/L	NA	NA	NA	NA	NA	NA	NA	NA	NA	NA
Copper	mg/L	NA	NA	NA	NA	NA	NA	NA	NA	NA	NA
Iron	mg/L	NA	0.1	0.1	0.06	NA	NA	NA	NA	NA	NA
Lead	mg/L	NA	NA	NA	NA	NA	NA	NA	NA	NA	NA
Magnesium	mg/L	10.4	15.6	15.5	11	13	12	9.2	11	11	11
Manganese	mg/L	NA	0.0336	0.03	0.02	NA	NA	NA	NA	NA	NA
Mercury	mg/L	NA	NA	NA	NA	NA	NA	NA	NA	NA	NA
Molybdenum	mg/L	NA	NA	NA	NA	NA	NA	NA	NA	NA	NA
Nickel	mg/L	NA	NA	NA	NA	NA	NA	NA	NA	NA	NA
Phosphorus	mg/L	NA	NA	NA	NA	NA	NA	NA	NA	NA	NA
Potassium	mg/L	NA	4.36	3.89	4.6	NA	NA	NA	NA	NA	NA
Selenium	mg/L	NA	NA	NA	NA	NA	NA	NA	NA	NA	NA
Silver	mg/L	NA	NA	NA	NA	NA	NA	NA	NA	NA	NA
Sodium	mg/L	NA	13.7	16.6	12	14	16	9.2	25	13	9.7
Thallium	mg/L	NA	NA	NA	NA	NA	NA	NA	NA	NA	NA
Tin	mg/L	NA	NA	NA	NA	NA	NA	NA	NA	NA	NA
Vanadium	mg/L	NA	NA	NA	NA	NA	NA	NA	NA	NA	NA
Zinc	mg/L	NA	**0.021**	**0.02**	**0.012**	NA	NA	NA	NA	NA	NA
VOLATILE ORGANIC COMPOUNDS											
1,2,3-Trichlorobenzene	µg/L	NR	NR	NR	NR	NA	0.26	0.26	0.26	0.26	0.26
1,1-Dichloroethane	µg/L	1.7	12	**0.31**	0.9	**0.36**	0.30	0.30	1.0	**0.38**	0.30
1,1-Dichloroethene	µg/L	0.5	0.22	0.22	0.22	0.17	0.17	0.17	0.17	0.17	0.17
1,2-Dichloroethane	µg/L	0.23	0.23	0.23	0.23	0.24	0.24	0.24	0.24	0.24	0.24
1,2-Dichloropropane	µg/L	0.22	0.22	0.22	0.22	0.26	0.26	0.26	0.26	0.26	0.26
1,4-Dichlorobenzene	µg/L	0.35	0.35	0.35	0.35	0.28	0.28	0.28	0.28	0.28	0.28
Benzene	µg/L	1.0	0.7	0.24	0.24	0.16	0.16	0.16	**0.18**	0.16	0.16
Bromodichloromethane	µg/L	0.20	0.20	0.20	0.20	0.21	0.21	0.21	0.21	0.21	0.21
Chlorobenzene	µg/L	0.45	0.45	0.45	0.45	0.21	0.21	0.21	0.21	0.21	0.21
Chloroform	µg/L	**0.42**	**0.44**	0.13	**0.36**	0.17	0.17	0.17	**0.45**	**0.23**	0.17
cis-1,2-Dichloroethene	µg/L	0.12	NA	NA	NA	0.9	0.12	0.9	2.1	1.3	0.7
Dichlorodifluoromethane	µg/L	6.9	9.8	3.9	6.0	2.6	2.0	1.5	7.2	5.6	3.4
Methylene Chloride	µg/L	33.1	17.6	3.5	10.8	3.0	0.21	1.7	8.3	3.0	1.0
Naphthalene	µg/L	NR	NR	NR	NR	0.34	0.34	0.34	0.34	0.34	0.34
o-Xylene	µg/L	0.45	0.45	0.45	0.45	0.10	0.10	0.10	0.10	0.10	0.10
Tetrachloroethene	µg/L	44.1	60.1	22.4	19.5	19.2	18.2	11.4	44.5	21	6.9
Toluene	µg/L	0.27	0.27	0.27	0.27	0.12	0.12	**0.41**[5]	**0.22**	0.12	0.12
trans-1,2-Dichloroethene	µg/L	**0.34**	0.23	0.23	0.23	0.17	0.17	0.17	0.17	**0.24**	0.17
Trichloroethene	µg/L	3.9	3.8	1.2	2.1	0.6	0.7	0.6	2.2	1.3	0.5
Trichlorofluoromethane	µg/L	**0.55**	5.2	**0.35**	1.3	0.8	**0.49**	0.7	2.8	1.6	0.9
Vinyl Chloride	µg/L	1.7	1.1	0.35	0.35	0.24	0.24	0.24	0.24	0.24	0.24
SEMI-VOLATILE ORGANIC COMPOUNDS: ND											
HERBICIDES, PESTICIDES & PCBs: ND											

[EA] (Extended analysis) - Appendix I and Appendix II constituents analyzed. Other monitoring periods analyzed for routine monitoring parameters. Only detected compounds included above.

TABLE 5-15 (CONT'D)
MID-VALLEY SANITARY LANDFILL
HISTORICAL SUMMARY - MONITORING WELL F-15

ANALYTE	UNITS	Jan 1999	Apr 1999	Jul 1999	Oct 1999	Feb 2000	Apr 2000	Jul 2000	Oct[EA] 2000	Jan 2001	Apr 2001
FIELD PARAMETERS											
Dissolved Oxygen	mg/L	4.1	5.4	NA	NA	NA	NA	5.2	5.4	NA	NA
Oxidation-Reduction Potential	mV	NA	NA	NA	NA	NA	NA	NA	NA	NA	NA
pH	units	7.54	7.5	7.3	7.4	7.4	7.3	7.3	7.4	NA	NA
Specific Conductance	µmhos/cm	NA	NA	NA	NA	NA	310	410	440	NA	NA
Temperature	C°	14	17	19	18	17	18	22	20	NA	NA
Turbidity	NTU	NA	NA	NA	NA	NA	NA	0	0	NA	NA
GENERAL CHEMISTRY											
Alkalinity	mg/L	NA	NA	NA	NA	NA	NA	NA	180	NA	NA
Anions	meq/L	NA	NA	NA	NA	NA	NA	NA	4.38	NA	NA
Bicarbonate	mg/L	NA	NA	NA	NA	NA	NA	NA	220	NA	NA
Biological Oxygen Demand (BOD)	mg/L	NA	NA	NA	NA	NA	NA	NA	NA	NA	NA
Carbonate	mg/L	NA	NA	NA	NA	NA	NA	NA	2	NA	NA
Cations	meq/L	NA	NA	NA	NA	NA	NA	NA	4.40	NA	NA
Chemical Oxygen Demand (COD)	mg/L	NA	NA	NA	NA	NA	NA	NA	**5**	NA	NA
Chloride	mg/L	5.6	5.0	7	6	6	5	5	4	NA	NA
Cyanide	mg/L	NA	NA	NA	NA	NA	NA	NA	0.006	NA	NA
Fluoride	mg/L	NA	NA	NA	NA	NA	NA	NA	0.2	NA	NA
Hardness	mg/L	NA	NA	NA	NA	NA	NA	NA	190	NA	NA
Hydroxide	mg/L	NA	NA	NA	NA	NA	NA	NA	2	NA	NA
Nitrate (as N)	mg/L	5.0	2.2	4.3	4.4	5.5	5.5	5.5	3.6	NA	NA
ortho-Phosphate Phosphorus	mg/L	NA	NA	NA	NA	NA	NA	NA	**0.015**	NA	NA
Perchlorate	mg/L	NA	NA	NA	NA	NA	NA	NA	NA	NA	NA
Sulfate	mg/L	24	21	25	21	21	22	24	22	NA	NA
Sulfide	mg/L	NA	NA	NA	NA	NA	NA	NA	0.2	NA	NA
Total Dissolved Solids (TDS)	mg/L	382	254	400	360	310	320	320	270	NA	NA
Total Organic Carbon (TOC)	mg/L	NA	NA	NA	NA	NA	NA	NA	1	NA	NA
Total Organic Halides (TOX)	mg/L	NA	NA	NA	NA	NA	NA	NA	0.005	NA	NA
Total Oxygen Demand (TOD)	mg/L	NA	NA	NA	NA	NA	NA	NA	NA	NA	NA
METALS											
Aluminum	mg/L	NA	NA	NA	NA	NA	NA	NA	NA	NA	NA
Antimony	mg/L	NA	NA	NA	NA	NA	NA	NA	0.0001	NA	NA
Arsenic	mg/L	NA	NA	NA	NA	NA	NA	NA	**0.0011**	NA	NA
Barium	mg/L	NA	NA	NA	NA	NA	NA	NA	**0.030**	NA	NA
Beryllium	mg/L	NA	NA	NA	NA	NA	NA	NA	0.0004	NA	NA
Boron	mg/L	NA	NA	NA	NA	NA	NA	NA	**0.016**	NA	NA
Cadmium	mg/L	NA	NA	NA	NA	NA	NA	NA	0.0001	NA	NA
Calcium	mg/L	83	86	93	85	82	79	85	62	NA	NA
Chromium-Hexavalent	mg/L	NA	NA	NA	NA	NA	NA	NA	NA	NA	NA
Chromium-Total	mg/L	NA	NA	NA	NA	NA	NA	NA	**0.0040**	NA	NA
Cobalt	mg/L	NA	NA	NA	NA	NA	NA	NA	**0.00011**	NA	NA
Copper	mg/L	NA	NA	NA	NA	NA	NA	NA	0.0002	NA	NA
Iron	mg/L	NA	NA	NA	NA	NA	NA	NA	0.010	NA	NA
Lead	mg/L	NA	NA	NA	NA	NA	NA	NA	0.0001	NA	NA
Magnesium	mg/L	13	15	14	13	11	12	12	9	NA	NA
Manganese	mg/L	NA	NA	NA	NA	NA	NA	NA	**0.00019**	NA	NA
Mercury	mg/L	NA	NA	NA	NA	NA	NA	NA	0.00043	NA	NA
Molybdenum	mg/L	NA	NA	NA	NA	NA	NA	NA	NA	NA	NA
Nickel	mg/L	NA	NA	NA	NA	NA	NA	NA	**0.0013**	NA	NA
Phosphorus	mg/L	NA	NA	NA	NA	NA	NA	NA	**0.016**	NA	NA
Potassium	mg/L	NA	NA	NA	NA	NA	NA	NA	3	NA	NA
Selenium	mg/L	NA	NA	NA	NA	NA	NA	NA	**0.0010**	NA	NA
Silver	mg/L	NA	NA	NA	NA	NA	NA	NA	0.0001	NA	NA
Sodium	mg/L	17	10	15	15	13	11	13	11	NA	NA
Thallium	mg/L	NA	NA	NA	NA	NA	NA	NA	0.00006	NA	NA
Tin	mg/L	NA	NA	NA	NA	NA	NA	NA	**0.00011**	NA	NA
Vanadium	mg/L	NA	NA	NA	NA	NA	NA	NA	**0.0027**	NA	NA
Zinc	mg/L	NA	NA	NA	NA	NA	NA	NA	0.002	NA	NA
VOLATILE ORGANIC COMPOUNDS											
1,2,3-Trichlorobenzene	µg/L	0.26	**0.32**	0.32	0.32	0.32	0.44	0.49	0.49	NA	NA
1,1-Dichloroethane	µg/L	**0.38**	0.30	1.0	0.6	**0.47**	0.6	0.35	0.35	NA	NA
1,1-Dichloroethene	µg/L	0.17	0.17	0.19	0.19	0.19	0.37	0.34	0.34	NA	NA
1,2-Dichloroethane	µg/L	0.24	0.24	0.13	0.13	0.13	0.27	0.32	0.32	NA	NA
1,2-Dichloropropane	µg/L	0.26	0.26	0.20	0.20	0.20	0.23	0.29	0.29	NA	NA
1,4-Dichlorobenzene	µg/L	0.28	0.28	0.24	0.24	0.24	0.44	0.29	0.29	NA	NA
Benzene	µg/L	0.16	0.16	**0.3**	**0.24**	0.15	0.24	0.18	0.18	NA	NA
Bromodichloromethane	µg/L	0.21	0.21	0.16	0.16	0.16	0.17	0.32	0.32	NA	NA
Chlorobenzene	µg/L	0.21	0.21	0.22	0.22	0.22	0.22	0.31	0.31	NA	NA
Chloroform	µg/L	**0.26**	0.17	**0.4**	**0.29**	0.24	0.30	0.28	0.28	NA	NA
cis-1,2-Dichloroethene	µg/L	**0.46**	**0.43**	2.7	1.8	1.7	1.9	0.9	0.5	NA	NA
Dichlorodifluoromethane	µg/L	11.7	0.22	5.3	4.2	4.4	3.9	4.8	2.0	NA	NA
Methylene Chloride	µg/L	0.5	**0.44**	7	**1.9**	0.27	**0.80**	0.27	0.27	NA	NA
Naphthalene	µg/L	0.34	**0.38**	0.23	0.23	0.23	0.35	0.42	0.42	NA	NA
o-Xylene	µg/L	0.10	0.10	0.22	0.22	0.22	0.24	0.13	0.13	NA	NA
Tetrachloroethene	µg/L	42.0	22	27	15	15	13	5.2	3.4	NA	NA
Toluene	µg/L	0.9[(5)]	0.12	0.14	0.14	0.14	0.24	0.22	0.22	NA	NA
trans-1,2-Dichloroethene	µg/L	0.17	0.17	0.21	0.21	0.21	0.35	0.20	0.20	NA	NA
Trichloroethene	µg/L	0.7	0.57	2.3	2.2	0.9	0.9	**0.28**	0.27	NA	NA
Trichlorofluoromethane	µg/L	2.4	1.2	**2**	**1.0**	**1.7**	**1.3**	**0.78**	**0.49**	NA	NA
Vinyl Chloride	µg/L	0.24	0.24	**0.5**	**0.38**	0.38	0.40	0.25	0.25	NA	NA
SEMI-VOLATILE ORGANIC COMPOUNDS: ND											
HERBICIDES, PESTICIDES & PCBs: ND											

[EA] (Extended analysis) - Appendix I and Appendix II constituents analyzed. Other monitoring periods analyzed for routine monitoring parameters. Only detected compounds included above.

TABLE 5-15 (CONT'D)
MID-VALLEY SANITARY LANDFILL
HISTORICAL SUMMARY - MONITORING WELL F-15

ANALYTE	UNITS	Jul 2001	Oct 2001	Jan 2002	Apr 2002	Jul 2002	Oct 2002	Jan 2003	Apr 2003	Jul 2003	Oct 2003
FIELD PARAMETERS											
Dissolved Oxygen	mg/L	DRY	NA	DRY	DRY	NA	NA	NA	NA	NA	NA
Oxidation-Reduction Potential	mV	DRY	NA	DRY	DRY	NA	NA	NA	NA	NA	NA
pH	units	DRY	NA	DRY	DRY	NA	NA	NA	NA	NA	NA
Specific Conductance	µmhos/cm	DRY	NA	DRY	DRY	NA	NA	NA	NA	NA	NA
Temperature	C°	DRY	NA	DRY	DRY	NA	NA	NA	NA	NA	NA
Turbidity	NTU	DRY	NA	DRY	DRY	NA	NA	NA	NA	NA	NA
GENERAL CHEMISTRY											
Alkalinity	mg/L	DRY	NA	DRY	DRY	NA	NA	NA	NA	NA	NA
Anions	meq/L	DRY	NA	DRY	DRY	NA	NA	NA	NA	NA	NA
Bicarbonate	mg/L	DRY	NA	DRY	DRY	NA	NA	NA	NA	NA	NA
Biological Oxygen Demand (BOD)	mg/L	DRY	NA	DRY	DRY	NA	NA	NA	NA	NA	NA
Carbonate	mg/L	DRY	NA	DRY	DRY	NA	NA	NA	NA	NA	NA
Cations	meq/L	DRY	NA	DRY	DRY	NA	NA	NA	NA	NA	NA
Chemical Oxygen Demand (COD)	mg/L	DRY	NA	DRY	DRY	NA	NA	NA	NA	NA	NA
Chloride	mg/L	DRY	NA	DRY	DRY	NA	NA	NA	NA	NA	NA
Cyanide	mg/L	DRY	NA	DRY	DRY	NA	NA	NA	NA	NA	NA
Fluoride	mg/L	DRY	NA	DRY	DRY	NA	NA	NA	NA	NA	NA
Hardness	mg/L	DRY	NA	DRY	DRY	NA	NA	NA	NA	NA	NA
Hydroxide	mg/L	DRY	NA	DRY	DRY	NA	NA	NA	NA	NA	NA
Nitrate (as N)	mg/L	DRY	NA	DRY	DRY	NA	NA	NA	NA	NA	NA
ortho-Phosphate Phosphorus	mg/L	DRY	NA	DRY	DRY	NA	NA	NA	NA	NA	NA
Perchlorate	mg/L	DRY	NA	DRY	DRY	NA	NA	NA	NA	NA	NA
Sulfate	mg/L	DRY	NA	DRY	DRY	NA	NA	NA	NA	NA	NA
Sulfide	mg/L	DRY	NA	DRY	DRY	NA	NA	NA	NA	NA	NA
Total Dissolved Solids (TDS)	mg/L	DRY	NA	DRY	DRY	NA	NA	NA	NA	NA	NA
Total Organic Carbon (TOC)	mg/L	DRY	NA	DRY	DRY	NA	NA	NA	NA	NA	NA
Total Organic Halides (TOX)	mg/L	DRY	NA	DRY	DRY	NA	NA	NA	NA	NA	NA
Total Oxygen Demand (TOD)	mg/L	DRY	NA	DRY	DRY	NA	NA	NA	NA	NA	NA
METALS											
Aluminum	mg/L	DRY	NA	DRY	DRY	NA	NA	NA	NA	NA	NA
Antimony	mg/L	DRY	NA	DRY	DRY	NA	NA	NA	NA	NA	NA
Arsenic	mg/L	DRY	NA	DRY	DRY	NA	NA	NA	NA	NA	NA
Barium	mg/L	DRY	NA	DRY	DRY	NA	NA	NA	NA	NA	NA
Beryllium	mg/L	DRY	NA	DRY	DRY	NA	NA	NA	NA	NA	NA
Boron	mg/L	DRY	NA	DRY	DRY	NA	NA	NA	NA	NA	NA
Cadmium	mg/L	DRY	NA	DRY	DRY	NA	NA	NA	NA	NA	NA
Calcium	mg/L	DRY	NA	DRY	DRY	NA	NA	NA	NA	NA	NA
Chromium-Hexavalent	mg/L	DRY	NA	DRY	DRY	NA	NA	NA	NA	NA	NA
Chromium-Total	mg/L	DRY	NA	DRY	DRY	NA	NA	NA	NA	NA	NA
Cobalt	mg/L	DRY	NA	DRY	DRY	NA	NA	NA	NA	NA	NA
Copper	mg/L	DRY	NA	DRY	DRY	NA	NA	NA	NA	NA	NA
Iron	mg/L	DRY	NA	DRY	DRY	NA	NA	NA	NA	NA	NA
Lead	mg/L	DRY	NA	DRY	DRY	NA	NA	NA	NA	NA	NA
Magnesium	mg/L	DRY	NA	DRY	DRY	NA	NA	NA	NA	NA	NA
Manganese	mg/L	DRY	NA	DRY	DRY	NA	NA	NA	NA	NA	NA
Mercury	mg/L	DRY	NA	DRY	DRY	NA	NA	NA	NA	NA	NA
Molybdenum	mg/L	DRY	NA	DRY	DRY	NA	NA	NA	NA	NA	NA
Nickel	mg/L	DRY	NA	DRY	DRY	NA	NA	NA	NA	NA	NA
Phosphorus	mg/L	DRY	NA	DRY	DRY	NA	NA	NA	NA	NA	NA
Potassium	mg/L	DRY	NA	DRY	DRY	NA	NA	NA	NA	NA	NA
Selenium	mg/L	DRY	NA	DRY	DRY	NA	NA	NA	NA	NA	NA
Silver	mg/L	DRY	NA	DRY	DRY	NA	NA	NA	NA	NA	NA
Sodium	mg/L	DRY	NA	DRY	DRY	NA	NA	NA	NA	NA	NA
Thallium	mg/L	DRY	NA	DRY	DRY	NA	NA	NA	NA	NA	NA
Tin	mg/L	DRY	NA	DRY	DRY	NA	NA	NA	NA	NA	NA
Vanadium	mg/L	DRY	NA	DRY	DRY	NA	NA	NA	NA	NA	NA
Zinc	mg/L	DRY	NA	DRY	DRY	NA	NA	NA	NA	NA	NA
VOLATILE ORGANIC COMPOUNDS											
1,2,3-Trichlorobenzene	µg/L	DRY	NA	DRY	DRY	NA	NA	NA	NA	NA	NA
1,1-Dichloroethane	µg/L	DRY	NA	DRY	DRY	NA	NA	NA	NA	NA	NA
1,1-Dichloroethene	µg/L	DRY	NA	DRY	DRY	NA	NA	NA	NA	NA	NA
1,2-Dichloroethane	µg/L	DRY	NA	DRY	DRY	NA	NA	NA	NA	NA	NA
1,2-Dichloropropane	µg/L	DRY	NA	DRY	DRY	NA	NA	NA	NA	NA	NA
1,4-Dichlorobenzene	µg/L	DRY	NA	DRY	DRY	NA	NA	NA	NA	NA	NA
Benzene	µg/L	DRY	NA	DRY	DRY	NA	NA	NA	NA	NA	NA
Bromodichloromethane	µg/L	DRY	NA	DRY	DRY	NA	NA	NA	NA	NA	NA
Chlorobenzene	µg/L	DRY	NA	DRY	DRY	NA	NA	NA	NA	NA	NA
Chloroform	µg/L	DRY	NA	DRY	DRY	NA	NA	NA	NA	NA	NA
cis-1,2-Dichloroethene	µg/L	DRY	NA	DRY	DRY	NA	NA	NA	NA	NA	NA
Dichlorodifluoromethane	µg/L	DRY	NA	DRY	DRY	NA	NA	NA	NA	NA	NA
Methylene Chloride	µg/L	DRY	NA	DRY	DRY	NA	NA	NA	NA	NA	NA
Naphthalene	µg/L	DRY	NA	DRY	DRY	NA	NA	NA	NA	NA	NA
o-Xylene	µg/L	DRY	NA	DRY	DRY	NA	NA	NA	NA	NA	NA
Tetrachloroethene	µg/L	DRY	NA	DRY	DRY	NA	NA	NA	NA	NA	NA
Toluene	µg/L	DRY	NA	DRY	DRY	NA	NA	NA	NA	NA	NA
trans-1,2-Dichloroethene	µg/L	DRY	NA	DRY	DRY	NA	NA	NA	NA	NA	NA
Trichloroethene	µg/L	DRY	NA	DRY	DRY	NA	NA	NA	NA	NA	NA
Trichlorofluoromethane	µg/L	DRY	NA	DRY	DRY	NA	NA	NA	NA	NA	NA
Vinyl Chloride	µg/L	DRY	NA	DRY	DRY	NA	NA	NA	NA	NA	NA
SEMI-VOLATILE ORGANIC COMPOUNDS: ND											
HERBICIDES, PESTICIDES & PCBs: ND											

[EA] (Extended analysis) - Appendix I and Appendix II constituents analyzed. Other monitoring periods analyzed for routine monitoring parameters. Only detected compounds included above.

TABLE 5-15 (CONT'D)
MID-VALLEY SANITARY LANDFILL
HISTORICAL SUMMARY - MONITORING WELL F-15

ANALYTE	UNITS	Jan 2004	Apr 2004	Jul 2004	Oct 2004	Jan 2005	Apr 2005	Jul 2005	Oct 2005	Jan 2006	Apr 2006
FIELD PARAMETERS											
Dissolved Oxygen	mg/L	NA	NA	NA	NA	NA	DRY	DRY	DRY	DRY	DRY
Oxidation-Reduction Potential	mV	NA	NA	NA	NA	NA	DRY	DRY	DRY	DRY	DRY
pH	units	NA	NA	NA	NA	NA	DRY	DRY	DRY	DRY	DRY
Specific Conductance	µmhos/cm	NA	NA	NA	NA	NA	DRY	DRY	DRY	DRY	DRY
Temperature	C°	NA	NA	NA	NA	NA	DRY	DRY	DRY	DRY	DRY
Turbidity	NTU	NA	NA	NA	NA	NA	DRY	DRY	DRY	DRY	DRY
GENERAL CHEMISTRY											
Alkalinity	mg/L	NA	NA	NA	NA	NA	DRY	DRY	DRY	DRY	DRY
Anions	meq/L	NA	NA	NA	NA	NA	DRY	DRY	DRY	DRY	DRY
Bicarbonate	mg/L	NA	NA	NA	NA	NA	DRY	DRY	DRY	DRY	DRY
Biological Oxygen Demand (BOD)	mg/L	NA	NA	NA	NA	NA	DRY	DRY	DRY	DRY	DRY
Carbonate	mg/L	NA	NA	NA	NA	NA	DRY	DRY	DRY	DRY	DRY
Cations	meq/L	NA	NA	NA	NA	NA	DRY	DRY	DRY	DRY	DRY
Chemical Oxygen Demand (COD)	mg/L	NA	NA	NA	NA	NA	DRY	DRY	DRY	DRY	DRY
Chloride	mg/L	NA	NA	NA	NA	NA	DRY	DRY	DRY	DRY	DRY
Cyanide	mg/L	NA	NA	NA	NA	NA	DRY	DRY	DRY	DRY	DRY
Fluoride	mg/L	NA	NA	NA	NA	NA	DRY	DRY	DRY	DRY	DRY
Hardness	mg/L	NA	NA	NA	NA	NA	DRY	DRY	DRY	DRY	DRY
Hydroxide	mg/L	NA	NA	NA	NA	NA	DRY	DRY	DRY	DRY	DRY
Nitrate (as N)	mg/L	NA	NA	NA	NA	NA	DRY	DRY	DRY	DRY	DRY
ortho-Phosphate Phosphorus	mg/L	NA	NA	NA	NA	NA	DRY	DRY	DRY	DRY	DRY
Perchlorate	mg/L	NA	NA	NA	NA	NA	DRY	DRY	DRY	DRY	DRY
Sulfate	mg/L	NA	NA	NA	NA	NA	DRY	DRY	DRY	DRY	DRY
Sulfide	mg/L	NA	NA	NA	NA	NA	DRY	DRY	DRY	DRY	DRY
Total Dissolved Solids (TDS)	mg/L	NA	NA	NA	NA	NA	DRY	DRY	DRY	DRY	DRY
Total Organic Carbon (TOC)	mg/L	NA	NA	NA	NA	NA	DRY	DRY	DRY	DRY	DRY
Total Organic Halides (TOX)	mg/L	NA	NA	NA	NA	NA	DRY	DRY	DRY	DRY	DRY
Total Oxygen Demand (TOD)	mg/L	NA	NA	NA	NA	NA	DRY	DRY	DRY	DRY	DRY
METALS											
Aluminum	mg/L	NA	NA	NA	NA	NA	DRY	DRY	DRY	DRY	DRY
Antimony	mg/L	NA	NA	NA	NA	NA	DRY	DRY	DRY	DRY	DRY
Arsenic	mg/L	NA	NA	NA	NA	NA	DRY	DRY	DRY	DRY	DRY
Barium	mg/L	NA	NA	NA	NA	NA	DRY	DRY	DRY	DRY	DRY
Beryllium	mg/L	NA	NA	NA	NA	NA	DRY	DRY	DRY	DRY	DRY
Boron	mg/L	NA	NA	NA	NA	NA	DRY	DRY	DRY	DRY	DRY
Cadmium	mg/L	NA	NA	NA	NA	NA	DRY	DRY	DRY	DRY	DRY
Calcium	mg/L	NA	NA	NA	NA	NA	DRY	DRY	DRY	DRY	DRY
Chromium-Hexavalent	mg/L	NA	NA	NA	NA	NA	DRY	DRY	DRY	DRY	DRY
Chromium-Total	mg/L	NA	NA	NA	NA	NA	DRY	DRY	DRY	DRY	DRY
Cobalt	mg/L	NA	NA	NA	NA	NA	DRY	DRY	DRY	DRY	DRY
Copper	mg/L	NA	NA	NA	NA	NA	DRY	DRY	DRY	DRY	DRY
Iron	mg/L	NA	NA	NA	NA	NA	DRY	DRY	DRY	DRY	DRY
Lead	mg/L	NA	NA	NA	NA	NA	DRY	DRY	DRY	DRY	DRY
Magnesium	mg/L	NA	NA	NA	NA	NA	DRY	DRY	DRY	DRY	DRY
Manganese	mg/L	NA	NA	NA	NA	NA	DRY	DRY	DRY	DRY	DRY
Mercury	mg/L	NA	NA	NA	NA	NA	DRY	DRY	DRY	DRY	DRY
Molybdenum	mg/L	NA	NA	NA	NA	NA	DRY	DRY	DRY	DRY	DRY
Nickel	mg/L	NA	NA	NA	NA	NA	DRY	DRY	DRY	DRY	DRY
Phosphorus	mg/L	NA	NA	NA	NA	NA	DRY	DRY	DRY	DRY	DRY
Potassium	mg/L	NA	NA	NA	NA	NA	DRY	DRY	DRY	DRY	DRY
Selenium	mg/L	NA	NA	NA	NA	NA	DRY	DRY	DRY	DRY	DRY
Silver	mg/L	NA	NA	NA	NA	NA	DRY	DRY	DRY	DRY	DRY
Sodium	mg/L	NA	NA	NA	NA	NA	DRY	DRY	DRY	DRY	DRY
Thallium	mg/L	NA	NA	NA	NA	NA	DRY	DRY	DRY	DRY	DRY
Tin	mg/L	NA	NA	NA	NA	NA	DRY	DRY	DRY	DRY	DRY
Vanadium	mg/L	NA	NA	NA	NA	NA	DRY	DRY	DRY	DRY	DRY
Zinc	mg/L	NA	NA	NA	NA	NA	DRY	DRY	DRY	DRY	DRY
VOLATILE ORGANIC COMPOUNDS											
1,2,3-Trichlorobenzene	µg/L	NA	NA	NA	NA	NA	DRY	DRY	DRY	DRY	DRY
1,1-Dichloroethane	µg/L	NA	NA	NA	NA	NA	DRY	DRY	DRY	DRY	DRY
1,1-Dichloroethene	µg/L	NA	NA	NA	NA	NA	DRY	DRY	DRY	DRY	DRY
1,2-Dichloroethane	µg/L	NA	NA	NA	NA	NA	DRY	DRY	DRY	DRY	DRY
1,2-Dichloropropane	µg/L	NA	NA	NA	NA	NA	DRY	DRY	DRY	DRY	DRY
1,4-Dichlorobenzene	µg/L	NA	NA	NA	NA	NA	DRY	DRY	DRY	DRY	DRY
Benzene	µg/L	NA	NA	NA	NA	NA	DRY	DRY	DRY	DRY	DRY
Bromodichloromethane	µg/L	NA	NA	NA	NA	NA	DRY	DRY	DRY	DRY	DRY
Chlorobenzene	µg/L	NA	NA	NA	NA	NA	DRY	DRY	DRY	DRY	DRY
Chloroform	µg/L	NA	NA	NA	NA	NA	DRY	DRY	DRY	DRY	DRY
cis-1,2-Dichloroethene	µg/L	NA	NA	NA	NA	NA	DRY	DRY	DRY	DRY	DRY
Dichlorodifluoromethane	µg/L	NA	NA	NA	NA	NA	DRY	DRY	DRY	DRY	DRY
Methylene Chloride	µg/L	NA	NA	NA	NA	NA	DRY	DRY	DRY	DRY	DRY
Naphthalene	µg/L	NA	NA	NA	NA	NA	DRY	DRY	DRY	DRY	DRY
o-Xylene	µg/L	NA	NA	NA	NA	NA	DRY	DRY	DRY	DRY	DRY
Tetrachloroethene	µg/L	NA	NA	NA	NA	NA	DRY	DRY	DRY	DRY	DRY
Toluene	µg/L	NA	NA	NA	NA	NA	DRY	DRY	DRY	DRY	DRY
trans-1,2-Dichloroethene	µg/L	NA	NA	NA	NA	NA	DRY	DRY	DRY	DRY	DRY
Trichloroethene	µg/L	NA	NA	NA	NA	NA	DRY	DRY	DRY	DRY	DRY
Trichlorofluoromethane	µg/L	NA	NA	NA	NA	NA	DRY	DRY	DRY	DRY	DRY
Vinyl Chloride	µg/L	NA	NA	NA	NA	NA	DRY	DRY	DRY	DRY	DRY
SEMI-VOLATILE ORGANIC COMPOUNDS: ND											
HERBICIDES, PESTICIDES & PCBs: ND											

[EA] (Extended analysis) - Appendix I and Appendix II constituents analyzed. Other monitoring periods analyzed for routine monitoring parameters. Only detected compounds included above.

TABLE 5-15 (CONT'D)
MID-VALLEY SANITARY LANDFILL
HISTORICAL SUMMARY - MONITORING WELL F-15

ANALYTE	UNITS	Jul 2006	Oct 2006	Jan 2007	May 2007	Jul 2007	Oct 2007	Jan 2008	Jun 2008	Jul 2008	Oct 2008
FIELD PARAMETERS											
Dissolved Oxygen	mg/L	DRY	DRY	0	2.7	3.8	4.0	5.7	DRY	DRY	DRY
Oxidation-Reduction Potential	mV	DRY	DRY	NA	NA	NA	NA	NA	DRY	DRY	DRY
pH	units	DRY	DRY	6.8	6.5	7.0	7.1	8.0	DRY	DRY	DRY
Specific Conductance	µmhos/cm	DRY	DRY	560	870	770	350	430	DRY	DRY	DRY
Temperature	C°	DRY	DRY	20.7	21	22.2	20.6	22.1	DRY	DRY	DRY
Turbidity	NTU	DRY	DRY	23.6	9.6	0	0	0	DRY	DRY	DRY
GENERAL CHEMISTRY											
Alkalinity	mg/L	DRY	DRY	NA	NA	NA	NA	NA	DRY	DRY	DRY
Anions	meq/L	DRY	DRY	NA	NA	NA	NA	NA	DRY	DRY	DRY
Bicarbonate	mg/L	DRY	DRY	NA	NA	NA	NA	NA	DRY	DRY	DRY
Biological Oxygen Demand (BOD)	mg/L	DRY	DRY	NA	NA	NA	NA	NA	DRY	DRY	DRY
Carbonate	mg/L	DRY	DRY	NA	NA	NA	NA	NA	DRY	DRY	DRY
Cations	meq/L	DRY	DRY	NA	NA	NA	NA	NA	DRY	DRY	DRY
Chemical Oxygen Demand (COD)	mg/L	DRY	DRY	NA	NA	NA	NA	NA	DRY	DRY	DRY
Chloride	mg/L	DRY	DRY	9.7	11	9.4	5.7	4.7	DRY	DRY	DRY
Cyanide	mg/L	DRY	DRY	NA	NA	NA	NA	NA	DRY	DRY	DRY
Fluoride	mg/L	DRY	DRY	NA	NA	NA	NA	NA	DRY	DRY	DRY
Hardness	mg/L	DRY	DRY	NA	NA	NA	NA	NA	DRY	DRY	DRY
Hydroxide	mg/L	DRY	DRY	NA	NA	NA	NA	NA	DRY	DRY	DRY
Nitrate (as N)	mg/L	DRY	DRY	8.5	7.2	7.2	7.6	7.1	DRY	DRY	DRY
ortho-Phosphate Phosphorus	mg/L	DRY	DRY	NA	NA	NA	NA	NA	DRY	DRY	DRY
Perchlorate	mg/L	DRY	DRY	0.00046	0.00046	0.00046	0.00046	0.00030	DRY	DRY	DRY
Sulfate	mg/L	DRY	DRY	25	26	25	30	27	DRY	DRY	DRY
Sulfide	mg/L	DRY	DRY	NA	NA	NA	NA	NA	DRY	DRY	DRY
Total Dissolved Solids (TDS)	mg/L	DRY	DRY	380	520	490	480	400	DRY	DRY	DRY
Total Organic Carbon (TOC)	mg/L	DRY	DRY	NA	NA	NA	NA	NA	DRY	DRY	DRY
Total Organic Halides (TOX)	mg/L	DRY	DRY	NA	NA	NA	NA	NA	DRY	DRY	DRY
Total Oxygen Demand (TOD)	mg/L	DRY	DRY	NA	NA	NA	NA	NA	DRY	DRY	DRY
METALS											
Aluminum	mg/L	DRY	DRY	NA	NA	NA	NA	NA	DRY	DRY	DRY
Antimony	mg/L	DRY	DRY	NA	NA	NA	NA	NA	DRY	DRY	DRY
Arsenic	mg/L	DRY	DRY	NA	NA	NA	NA	NA	DRY	DRY	DRY
Barium	mg/L	DRY	DRY	NA	NA	NA	NA	NA	DRY	DRY	DRY
Beryllium	mg/L	DRY	DRY	NA	NA	NA	NA	NA	DRY	DRY	DRY
Boron	mg/L	DRY	DRY	NA	NA	NA	NA	NA	DRY	DRY	DRY
Cadmium	mg/L	DRY	DRY	NA	NA	NA	NA	NA	DRY	DRY	DRY
Calcium	mg/L	DRY	DRY	150	140	140	120	99	DRY	DRY	DRY
Chromium-Hexavalent	mg/L	DRY	DRY	NA	NA	NA	NA	NA	DRY	DRY	DRY
Chromium-Total	mg/L	DRY	DRY	NA	NA	NA	NA	NA	DRY	DRY	DRY
Cobalt	mg/L	DRY	DRY	NA	NA	NA	NA	NA	DRY	DRY	DRY
Copper	mg/L	DRY	DRY	NA	NA	NA	NA	NA	DRY	DRY	DRY
Iron	mg/L	DRY	DRY	NA	NA	NA	NA	NA	DRY	DRY	DRY
Lead	mg/L	DRY	DRY	NA	NA	NA	NA	NA	DRY	DRY	DRY
Magnesium	mg/L	DRY	DRY	23	23	22	20	15	DRY	DRY	DRY
Manganese	mg/L	DRY	DRY	NA	NA	NA	NA	NA	DRY	DRY	DRY
Mercury	mg/L	DRY	DRY	NA	NA	NA	NA	NA	DRY	DRY	DRY
Molybdenum	mg/L	DRY	DRY	NA	NA	NA	NA	NA	DRY	DRY	DRY
Nickel	mg/L	DRY	DRY	NA	NA	NA	NA	NA	DRY	DRY	DRY
Phosphorus	mg/L	DRY	DRY	NA	NA	NA	NA	NA	DRY	DRY	DRY
Potassium	mg/L	DRY	DRY	NA	NA	NA	NA	NA	DRY	DRY	DRY
Selenium	mg/L	DRY	DRY	NA	NA	NA	NA	NA	DRY	DRY	DRY
Silver	mg/L	DRY	DRY	NA	NA	NA	NA	NA	DRY	DRY	DRY
Sodium	mg/L	DRY	DRY	18	19	17	15	14	DRY	DRY	DRY
Thallium	mg/L	DRY	DRY	NA	NA	NA	NA	NA	DRY	DRY	DRY
Tin	mg/L	DRY	DRY	NA	NA	NA	NA	NA	DRY	DRY	DRY
Vanadium	mg/L	DRY	DRY	NA	NA	NA	NA	NA	DRY	DRY	DRY
Zinc	mg/L	DRY	DRY	NA	NA	NA	NA	NA	DRY	DRY	DRY
VOLATILE ORGANIC COMPOUNDS											
1,2,3-Trichlorobenzene	µg/L	DRY	DRY	0.16	0.19	0.19	0.19	0.37	DRY	DRY	DRY
1,1-Dichloroethane	µg/L	DRY	DRY	1.2	2.2	0.99	**0.18**	0.13	DRY	DRY	DRY
1,1-Dichloroethene	µg/L	DRY	DRY	0.15	0.12	0.12	0.12	0.16	DRY	DRY	DRY
1,2-Dichloroethane	µg/L	DRY	DRY	0.25	**0.43**	**0.17**	0.098	0.24	DRY	DRY	DRY
1,2-Dichloropropane	µg/L	DRY	DRY	**0.25**	0.52	**0.19**	0.12	0.16	DRY	DRY	DRY
1,4-Dichlorobenzene	µg/L	DRY	DRY	0.14	0.12	0.12	0.12	0.17	DRY	DRY	DRY
Benzene	µg/L	DRY	DRY	0.67	1.2	0.51	0.12	0.18	DRY	DRY	DRY
Bromodichloromethane	µg/L	DRY	DRY	0.16	**0.17**	**0.16**	0.13	0.30	DRY	DRY	DRY
Chlorobenzene	µg/L	DRY	DRY	0.12	0.11	0.11	0.11	0.14	DRY	DRY	DRY
Chloroform	µg/L	DRY	DRY	3.2	3.2	2.6	0.87	0.68	DRY	DRY	DRY
cis-1,2-Dichloroethene	µg/L	DRY	DRY	9.4	14	8.4	1.0	0.54	DRY	DRY	DRY
Dichlorodifluoromethane	µg/L	DRY	DRY	13	16	8.0	6.4	0.21	DRY	DRY	DRY
Methylene Chloride	µg/L	DRY	DRY	5.3	0.87	**0.38**	0.16	0.27	DRY	DRY	DRY
Naphthalene	µg/L	DRY	DRY	0.12	0.27	0.27	0.27	0.30	DRY	DRY	DRY
o-Xylene	µg/L	DRY	DRY	0.14	0.096	0.12	0.12	0.16	DRY	DRY	DRY
Tetrachloroethene	µg/L	DRY	DRY	34	37	31	24	14	DRY	DRY	DRY
Toluene	µg/L	DRY	DRY	0.15	0.12	0.12	0.12	0.14	DRY	DRY	DRY
trans-1,2-Dichloroethene	µg/L	DRY	DRY	0.19	0.18	**0.14**	0.14	0.14	DRY	DRY	DRY
Trichloroethene	µg/L	DRY	DRY	2.3	3.7	2.1	0.76	0.63	DRY	DRY	DRY
Trichlorofluoromethane	µg/L	DRY	DRY	3.7	5.0	3.7	2.7	1.9	DRY	DRY	DRY
Vinyl Chloride	µg/L	DRY	DRY	0.66	1.3	0.57	0.14	0.16	DRY	DRY	DRY
SEMI-VOLATILE ORGANIC COMPOUNDS: ND											
HERBICIDES, PESTICIDES & PCBs: ND											

[EA] (Extended analysis) - Appendix I and Appendix II constituents analyzed. Other monitoring periods analyzed for routine monitoring parameters. Only detected compounds included above.

TABLE 5-15 (CONT'D)
MID-VALLEY SANITARY LANDFILL
HISTORICAL SUMMARY - MONITORING WELL F-15

ANALYTE	UNITS	Jan 2009	Apr 2009	Jul 2009	Oct 2009	Jan 2010	Apr 2010	Jul 2010	Oct 2010	Jan 2011	Apr 2011
FIELD PARAMETERS											
Dissolved Oxygen	mg/L	DRY	DRY	DRY	DRY	DRY	DRY	DRY	DRY	DRY	DRY
Oxidation-Reduction Potential	mV	DRY	DRY	DRY	DRY	DRY	DRY	DRY	DRY	DRY	DRY
pH	units	DRY	DRY	DRY	DRY	DRY	DRY	DRY	DRY	DRY	DRY
Specific Conductance	µmhos/cm	DRY	DRY	DRY	DRY	DRY	DRY	DRY	DRY	DRY	DRY
Temperature	C°	DRY	DRY	DRY	DRY	DRY	DRY	DRY	DRY	DRY	DRY
Turbidity	NTU	DRY	DRY	DRY	DRY	DRY	DRY	DRY	DRY	DRY	DRY
GENERAL CHEMISTRY											
Alkalinity	mg/L	DRY	DRY	DRY	DRY	DRY	DRY	DRY	DRY	DRY	DRY
Anions	meq/L	DRY	DRY	DRY	DRY	DRY	DRY	DRY	DRY	DRY	DRY
Bicarbonate	mg/L	DRY	DRY	DRY	DRY	DRY	DRY	DRY	DRY	DRY	DRY
Biological Oxygen Demand (BOD)	mg/L	DRY	DRY	DRY	DRY	DRY	DRY	DRY	DRY	DRY	DRY
Carbonate	mg/L	DRY	DRY	DRY	DRY	DRY	DRY	DRY	DRY	DRY	DRY
Cations	meq/L	DRY	DRY	DRY	DRY	DRY	DRY	DRY	DRY	DRY	DRY
Chemical Oxygen Demand (COD)	mg/L	DRY	DRY	DRY	DRY	DRY	DRY	DRY	DRY	DRY	DRY
Chloride	mg/L	DRY	DRY	DRY	DRY	DRY	DRY	DRY	DRY	DRY	DRY
Cyanide	mg/L	DRY	DRY	DRY	DRY	DRY	DRY	DRY	DRY	DRY	DRY
Fluoride	mg/L	DRY	DRY	DRY	DRY	DRY	DRY	DRY	DRY	DRY	DRY
Hardness	mg/L	DRY	DRY	DRY	DRY	DRY	DRY	DRY	DRY	DRY	DRY
Hydroxide	mg/L	DRY	DRY	DRY	DRY	DRY	DRY	DRY	DRY	DRY	DRY
Nitrate (as N)	mg/L	DRY	DRY	DRY	DRY	DRY	DRY	DRY	DRY	DRY	DRY
ortho-Phosphate Phosphorus	mg/L	DRY	DRY	DRY	DRY	DRY	DRY	DRY	DRY	DRY	DRY
Perchlorate	mg/L	DRY	DRY	DRY	DRY	DRY	DRY	DRY	DRY	DRY	DRY
Sulfate	mg/L	DRY	DRY	DRY	DRY	DRY	DRY	DRY	DRY	DRY	DRY
Sulfide	mg/L	DRY	DRY	DRY	DRY	DRY	DRY	DRY	DRY	DRY	DRY
Total Dissolved Solids (TDS)	mg/L	DRY	DRY	DRY	DRY	DRY	DRY	DRY	DRY	DRY	DRY
Total Organic Carbon (TOC)	mg/L	DRY	DRY	DRY	DRY	DRY	DRY	DRY	DRY	DRY	DRY
Total Organic Halides (TOX)	mg/L	DRY	DRY	DRY	DRY	DRY	DRY	DRY	DRY	DRY	DRY
Total Oxygen Demand (TOD)	mg/L	DRY	DRY	DRY	DRY	DRY	DRY	DRY	DRY	DRY	DRY
METALS											
Aluminum	mg/L	DRY	DRY	DRY	DRY	DRY	DRY	DRY	DRY	DRY	DRY
Antimony	mg/L	DRY	DRY	DRY	DRY	DRY	DRY	DRY	DRY	DRY	DRY
Arsenic	mg/L	DRY	DRY	DRY	DRY	DRY	DRY	DRY	DRY	DRY	DRY
Barium	mg/L	DRY	DRY	DRY	DRY	DRY	DRY	DRY	DRY	DRY	DRY
Beryllium	mg/L	DRY	DRY	DRY	DRY	DRY	DRY	DRY	DRY	DRY	DRY
Boron	mg/L	DRY	DRY	DRY	DRY	DRY	DRY	DRY	DRY	DRY	DRY
Cadmium	mg/L	DRY	DRY	DRY	DRY	DRY	DRY	DRY	DRY	DRY	DRY
Calcium	mg/L	DRY	DRY	DRY	DRY	DRY	DRY	DRY	DRY	DRY	DRY
Chromium-Hexavalent	mg/L	DRY	DRY	DRY	DRY	DRY	DRY	DRY	DRY	DRY	DRY
Chromium-Total	mg/L	DRY	DRY	DRY	DRY	DRY	DRY	DRY	DRY	DRY	DRY
Cobalt	mg/L	DRY	DRY	DRY	DRY	DRY	DRY	DRY	DRY	DRY	DRY
Copper	mg/L	DRY	DRY	DRY	DRY	DRY	DRY	DRY	DRY	DRY	DRY
Iron	mg/L	DRY	DRY	DRY	DRY	DRY	DRY	DRY	DRY	DRY	DRY
Lead	mg/L	DRY	DRY	DRY	DRY	DRY	DRY	DRY	DRY	DRY	DRY
Magnesium	mg/L	DRY	DRY	DRY	DRY	DRY	DRY	DRY	DRY	DRY	DRY
Manganese	mg/L	DRY	DRY	DRY	DRY	DRY	DRY	DRY	DRY	DRY	DRY
Mercury	mg/L	DRY	DRY	DRY	DRY	DRY	DRY	DRY	DRY	DRY	DRY
Molybdenum	mg/L	DRY	DRY	DRY	DRY	DRY	DRY	DRY	DRY	DRY	DRY
Nickel	mg/L	DRY	DRY	DRY	DRY	DRY	DRY	DRY	DRY	DRY	DRY
Phosphorus	mg/L	DRY	DRY	DRY	DRY	DRY	DRY	DRY	DRY	DRY	DRY
Potassium	mg/L	DRY	DRY	DRY	DRY	DRY	DRY	DRY	DRY	DRY	DRY
Selenium	mg/L	DRY	DRY	DRY	DRY	DRY	DRY	DRY	DRY	DRY	DRY
Silver	mg/L	DRY	DRY	DRY	DRY	DRY	DRY	DRY	DRY	DRY	DRY
Sodium	mg/L	DRY	DRY	DRY	DRY	DRY	DRY	DRY	DRY	DRY	DRY
Thallium	mg/L	DRY	DRY	DRY	DRY	DRY	DRY	DRY	DRY	DRY	DRY
Tin	mg/L	DRY	DRY	DRY	DRY	DRY	DRY	DRY	DRY	DRY	DRY
Vanadium	mg/L	DRY	DRY	DRY	DRY	DRY	DRY	DRY	DRY	DRY	DRY
Zinc	mg/L	DRY	DRY	DRY	DRY	DRY	DRY	DRY	DRY	DRY	DRY
VOLATILE ORGANIC COMPOUNDS											
1,2,3-Trichlorobenzene	µg/L	DRY	DRY	DRY	DRY	DRY	DRY	DRY	DRY	DRY	DRY
1,1-Dichloroethane	µg/L	DRY	DRY	DRY	DRY	DRY	DRY	DRY	DRY	DRY	DRY
1,1-Dichloroethene	µg/L	DRY	DRY	DRY	DRY	DRY	DRY	DRY	DRY	DRY	DRY
1,2-Dichloroethane	µg/L	DRY	DRY	DRY	DRY	DRY	DRY	DRY	DRY	DRY	DRY
1,2-Dichloropropane	µg/L	DRY	DRY	DRY	DRY	DRY	DRY	DRY	DRY	DRY	DRY
1,4-Dichlorobenzene	µg/L	DRY	DRY	DRY	DRY	DRY	DRY	DRY	DRY	DRY	DRY
Benzene	µg/L	DRY	DRY	DRY	DRY	DRY	DRY	DRY	DRY	DRY	DRY
Bromodichloromethane	µg/L	DRY	DRY	DRY	DRY	DRY	DRY	DRY	DRY	DRY	DRY
Chlorobenzene	µg/L	DRY	DRY	DRY	DRY	DRY	DRY	DRY	DRY	DRY	DRY
Chloroform	µg/L	DRY	DRY	DRY	DRY	DRY	DRY	DRY	DRY	DRY	DRY
cis-1,2-Dichloroethene	µg/L	DRY	DRY	DRY	DRY	DRY	DRY	DRY	DRY	DRY	DRY
Dichlorodifluoromethane	µg/L	DRY	DRY	DRY	DRY	DRY	DRY	DRY	DRY	DRY	DRY
Methylene Chloride	µg/L	DRY	DRY	DRY	DRY	DRY	DRY	DRY	DRY	DRY	DRY
Naphthalene	µg/L	DRY	DRY	DRY	DRY	DRY	DRY	DRY	DRY	DRY	DRY
o-Xylene	µg/L	DRY	DRY	DRY	DRY	DRY	DRY	DRY	DRY	DRY	DRY
Tetrachloroethene	µg/L	DRY	DRY	DRY	DRY	DRY	DRY	DRY	DRY	DRY	DRY
Toluene	µg/L	DRY	DRY	DRY	DRY	DRY	DRY	DRY	DRY	DRY	DRY
trans-1,2-Dichloroethene	µg/L	DRY	DRY	DRY	DRY	DRY	DRY	DRY	DRY	DRY	DRY
Trichloroethene	µg/L	DRY	DRY	DRY	DRY	DRY	DRY	DRY	DRY	DRY	DRY
Trichlorofluoromethane	µg/L	DRY	DRY	DRY	DRY	DRY	DRY	DRY	DRY	DRY	DRY
Vinyl Chloride	µg/L	DRY	DRY	DRY	DRY	DRY	DRY	DRY	DRY	DRY	DRY
SEMI-VOLATILE ORGANIC COMPOUNDS: ND											
HERBICIDES, PESTICIDES & PCBs: ND											

[EA] (Extended analysis) - Appendix I and Appendix II constituents analyzed. Other monitoring periods analyzed for routine monitoring parameters. Only detected compounds included above.

TABLE 5-15 (CONT'D)
MID-VALLEY SANITARY LANDFILL
HISTORICAL SUMMARY - MONITORING WELL F-15

ANALYTE	UNITS	Jul 2011	Oct 2011	Jan 2012	May 2012	Aug 2012	Nov 2012	Feb 2013	May 2013	Aug 2013	Nov 2013
FIELD PARAMETERS											
Dissolved Oxygen	mg/L	DRY	DRY	DRY	NA	NA	NA	NA	DRY	DRY	DRY
Oxidation-Reduction Potential	mV	DRY	DRY	DRY	NA	NA	NA	NA	DRY	DRY	DRY
pH	units	DRY	DRY	DRY	6.50	6.75	6.67	6.47	DRY	DRY	DRY
Specific Conductance	µmhos/cm	DRY	DRY	DRY	974	920	901	796	DRY	DRY	DRY
Temperature	C°	DRY	DRY	DRY	18.58	22.53	17.86	16.70	DRY	DRY	DRY
Turbidity	NTU	DRY	DRY	DRY	NA	NA	NA	NA	DRY	DRY	DRY
GENERAL CHEMISTRY											
Alkalinity	mg/L	DRY	DRY	DRY	NA	NA	NA	NA	DRY	DRY	DRY
Anions	meq/L	DRY	DRY	DRY	NA	NA	NA	NA	DRY	DRY	DRY
Bicarbonate	mg/L	DRY	DRY	DRY	NA	NA	NA	NA	DRY	DRY	DRY
Biological Oxygen Demand (BOD)	mg/L	DRY	DRY	DRY	NA	NA	NA	NA	DRY	DRY	DRY
Carbonate	mg/L	DRY	DRY	DRY	NA	NA	NA	NA	DRY	DRY	DRY
Cations	meq/L	DRY	DRY	DRY	NA	NA	NA	NA	DRY	DRY	DRY
Chemical Oxygen Demand (COD)	mg/L	DRY	DRY	DRY	NA	NA	NA	NA	DRY	DRY	DRY
Chloride	mg/L	DRY	DRY	DRY	9.5	11	8.3	7.1	DRY	DRY	DRY
Cyanide	mg/L	DRY	DRY	DRY	NA	NA	NA	NA	DRY	DRY	DRY
Fluoride	mg/L	DRY	DRY	DRY	NA	NA	NA	NA	DRY	DRY	DRY
Hardness	mg/L	DRY	DRY	DRY	NA	NA	NA	NA	DRY	DRY	DRY
Hydroxide	mg/L	DRY	DRY	DRY	NA	NA	NA	NA	DRY	DRY	DRY
Nitrate (as N)	mg/L	DRY	DRY	DRY	15	19	16	9.4	DRY	DRY	DRY
ortho-Phosphate Phosphorus	mg/L	DRY	DRY	DRY	NA	NA	NA	NA	DRY	DRY	DRY
Perchlorate	mg/L	DRY	DRY	DRY	0.00081	0.00081	0.00081	0.00081	DRY	DRY	DRY
Sulfate	mg/L	DRY	DRY	DRY	30	35	28	28	DRY	DRY	DRY
Sulfide	mg/L	DRY	DRY	DRY	NA	NA	NA	NA	DRY	DRY	DRY
Total Dissolved Solids (TDS)	mg/L	DRY	DRY	DRY	580	680	520	490	DRY	DRY	DRY
Total Organic Carbon (TOC)	mg/L	DRY	DRY	DRY	NA	NA	NA	NA	DRY	DRY	DRY
Total Organic Halides (TOX)	mg/L	DRY	DRY	DRY	NA	NA	NA	NA	DRY	DRY	DRY
Total Oxygen Demand (TOD)	mg/L	DRY	DRY	DRY	NA	NA	NA	NA	DRY	DRY	DRY
METALS											
Aluminum	mg/L	DRY	DRY	DRY	NA	NA	NA	NA	DRY	DRY	DRY
Antimony	mg/L	DRY	DRY	DRY	NA	NA	NA	NA	DRY	DRY	DRY
Arsenic	mg/L	DRY	DRY	DRY	NA	NA	NA	NA	DRY	DRY	DRY
Barium	mg/L	DRY	DRY	DRY	NA	NA	NA	NA	DRY	DRY	DRY
Beryllium	mg/L	DRY	DRY	DRY	NA	NA	NA	NA	DRY	DRY	DRY
Boron	mg/L	DRY	DRY	DRY	NA	NA	NA	NA	DRY	DRY	DRY
Cadmium	mg/L	DRY	DRY	DRY	NA	NA	NA	NA	DRY	DRY	DRY
Calcium	mg/L	DRY	DRY	DRY	160	150	140	120	DRY	DRY	DRY
Chromium-Hexavalent	mg/L	DRY	DRY	DRY	NA	NA	NA	NA	DRY	DRY	DRY
Chromium-Total	mg/L	DRY	DRY	DRY	NA	NA	NA	NA	DRY	DRY	DRY
Cobalt	mg/L	DRY	DRY	DRY	NA	NA	NA	NA	DRY	DRY	DRY
Copper	mg/L	DRY	DRY	DRY	NA	NA	NA	NA	DRY	DRY	DRY
Iron	mg/L	DRY	DRY	DRY	NA	NA	NA	NA	DRY	DRY	DRY
Lead	mg/L	DRY	DRY	DRY	NA	NA	NA	NA	DRY	DRY	DRY
Magnesium	mg/L	DRY	DRY	DRY	25	24	21	19	DRY	DRY	DRY
Manganese	mg/L	DRY	DRY	DRY	NA	NA	NA	NA	DRY	DRY	DRY
Mercury	mg/L	DRY	DRY	DRY	NA	NA	NA	NA	DRY	DRY	DRY
Molybdenum	mg/L	DRY	DRY	DRY	NA	NA	NA	NA	DRY	DRY	DRY
Nickel	mg/L	DRY	DRY	DRY	NA	NA	NA	NA	DRY	DRY	DRY
Phosphorus	mg/L	DRY	DRY	DRY	NA	NA	NA	NA	DRY	DRY	DRY
Potassium	mg/L	DRY	DRY	DRY	NA	NA	NA	NA	DRY	DRY	DRY
Selenium	mg/L	DRY	DRY	DRY	NA	NA	NA	NA	DRY	DRY	DRY
Silver	mg/L	DRY	DRY	DRY	NA	NA	NA	NA	DRY	DRY	DRY
Sodium	mg/L	DRY	DRY	DRY	20	19	20	22	DRY	DRY	DRY
Thallium	mg/L	DRY	DRY	DRY	NA	NA	NA	NA	DRY	DRY	DRY
Tin	mg/L	DRY	DRY	DRY	NA	NA	NA	NA	DRY	DRY	DRY
Vanadium	mg/L	DRY	DRY	DRY	NA	NA	NA	NA	DRY	DRY	DRY
Zinc	mg/L	DRY	DRY	DRY	NA	NA	NA	NA	DRY	DRY	DRY
VOLATILE ORGANIC COMPOUNDS											
1,2,3-Trichlorobenzene	µg/L	DRY	DRY	DRY	0.16	0.16	0.16	0.16	DRY	DRY	DRY
1,1-Dichloroethane	µg/L	DRY	DRY	DRY	1.5	1.3	0.88	0.59	DRY	DRY	DRY
1,1-Dichloroethene	µg/L	DRY	DRY	DRY	0.18	0.18	0.18	0.18	DRY	DRY	DRY
1,2-Dichloroethane	µg/L	DRY	DRY	DRY	0.17	0.17	0.17	0.17	DRY	DRY	DRY
1,2-Dichloropropane	µg/L	DRY	DRY	DRY	**0.39**	**0.49**	**0.32**	**0.17**	DRY	DRY	DRY
1,4-Dichlorobenzene	µg/L	DRY	DRY	DRY	**0.090**	**0.10**	**0.10**	0.062	DRY	DRY	DRY
Benzene	µg/L	DRY	DRY	DRY	0.64	0.52	**0.34**	**0.21**	DRY	DRY	DRY
Bromodichloromethane	µg/L	DRY	DRY	DRY	0.14	0.14	0.14	0.14	DRY	DRY	DRY
Chlorobenzene	µg/L	DRY	DRY	DRY	**0.11**	0.093	0.093	0.093	DRY	DRY	DRY
Chloroform	µg/L	DRY	DRY	DRY	0.99	2.8	4.8	5.4	DRY	DRY	DRY
cis-1,2-Dichloroethene	µg/L	DRY	DRY	DRY	12	10	8.8	4.6	DRY	DRY	DRY
Dichlorodifluoromethane	µg/L	DRY	DRY	DRY	13	13	11	11	DRY	DRY	DRY
Methylene Chloride	µg/L	DRY	DRY	DRY	3.6	3.1	0.48	0.48	DRY	DRY	DRY
Naphthalene	µg/L	DRY	DRY	DRY	0.36	0.36	0.36	0.36	DRY	DRY	DRY
o-Xylene	µg/L	DRY	DRY	DRY	**0.24**	**0.090**	0.082	0.082	DRY	DRY	DRY
Tetrachloroethene	µg/L	DRY	DRY	DRY	43	38	33	26	DRY	DRY	DRY
Toluene	µg/L	DRY	DRY	DRY	0.093	0.093	0.093	0.093	DRY	DRY	DRY
trans-1,2-Dichloroethene	µg/L	DRY	DRY	DRY	0.15	**0.19**	0.15	0.15	DRY	DRY	DRY
Trichloroethene	µg/L	DRY	DRY	DRY	3.3	2.7	2.1	1.4	DRY	DRY	DRY
Trichlorofluoromethane	µg/L	DRY	DRY	DRY	6.0	5.0	4.3	3.6	DRY	DRY	DRY
Vinyl Chloride	µg/L	DRY	DRY	DRY	**0.46**	0.12	0.12	0.12	DRY	DRY	DRY
SEMI-VOLATILE ORGANIC COMPOUNDS: ND											
HERBICIDES, PESTICIDES & PCBs: ND											

[EA] (Extended analysis) - Appendix I and Appendix II constituents analyzed. Other monitoring periods analyzed for routine monitoring parameters. Only detected compounds included above.

TABLE 5-15 (CONT'D)
MID-VALLEY SANITARY LANDFILL
HISTORICAL SUMMARY - MONITORING WELL F-15

ANALYTE	UNITS	Feb 2014	May 2014	Aug 2014	Nov 2014	Feb 2015	May 2015	MED.	AVG.	STD. DEV.	MIN.	MAX.
FIELD PARAMETERS												
Dissolved Oxygen	mg/L	DRY	DRY	DRY	DRY	DRY	DRY	4.65	4.23	2.37	0	7.2
Oxidation-Reduction Potential	mV	DRY	DRY	DRY	DRY	DRY	DRY	NC	NC	NC	167	226
pH	units	DRY	DRY	DRY	DRY	DRY	DRY	7.22	7.16	0.424	6.47	8.00
Specific Conductance	µmhos/cm	DRY	DRY	DRY	DRY	DRY	DRY	584	628	235	310	974
Temperature	C°	DRY	DRY	DRY	DRY	DRY	DRY	19.0	19.1	2.69	14	22.53
Turbidity	NTU	DRY	DRY	DRY	DRY	DRY	DRY	0.0	14.6	32.3	0	98.1
GENERAL CHEMISTRY												
Alkalinity	mg/L	DRY	DRY	DRY	DRY	DRY	DRY	180	180	0.0	180	180
Anions	meq/L	DRY	DRY	DRY	DRY	DRY	DRY	4.38	4.38	0.0	4.38	4.38
Bicarbonate	mg/L	DRY	DRY	DRY	DRY	DRY	DRY	248	248	32.3	220	276
Biological Oxygen Demand (BOD)	mg/L	DRY	DRY	DRY	DRY	DRY	DRY	NC	NC	NC	NC	NC
Carbonate	mg/L	DRY	DRY	DRY	DRY	DRY	DRY	NC	NC	NC	NC	NC
Cations	meq/L	DRY	DRY	DRY	DRY	DRY	DRY	4.40	4.40	0.0	4.40	4.40
Chemical Oxygen Demand (COD)	mg/L	DRY	DRY	DRY	DRY	DRY	DRY	NC	NC	NC	**5**	**5**
Chloride	mg/L	DRY	DRY	DRY	DRY	DRY	DRY	7.00	8.33	5.07	4	25.0
Cyanide	mg/L	DRY	DRY	DRY	DRY	DRY	DRY	NC	NC	NC	NC	NC
Fluoride	mg/L	DRY	DRY	DRY	DRY	DRY	DRY	0.200	0.200	0	0.2	0.2
Hardness	mg/L	DRY	DRY	DRY	DRY	DRY	DRY	278	241	84.7	138	330
Hydroxide	mg/L	DRY	DRY	DRY	DRY	DRY	DRY	NC	NC	NC	NC	NC
Nitrate (as N)	mg/L	DRY	DRY	DRY	DRY	DRY	DRY	5.50	6.73	4.72	2.0	19
ortho-Phosphate Phosphorus	mg/L	DRY	DRY	DRY	DRY	DRY	DRY	NC	NC	NC	**0.015**	**0.015**
Perchlorate	mg/L	DRY	DRY	DRY	DRY	DRY	DRY	NC	NC	NC	NC	NC
Sulfate	mg/L	DRY	DRY	DRY	DRY	DRY	DRY	24.0	24.4	4.42	18.2	35
Sulfide	mg/L	DRY	DRY	DRY	DRY	DRY	DRY	NC	NC	NC	NC	NC
Total Dissolved Solids (TDS)	mg/L	DRY	DRY	DRY	DRY	DRY	DRY	360	392	120	254	680
Total Organic Carbon (TOC)	mg/L	DRY	DRY	DRY	DRY	DRY	DRY	3.95	3.95	3.41	1	6.9
Total Organic Halides (TOX)	mg/L	DRY	DRY	DRY	DRY	DRY	DRY	NC	NC	NC	0.005	0.031
Total Oxygen Demand (TOD)	mg/L	DRY	DRY	DRY	DRY	DRY	DRY	13.0	13.0	0.0	13	13
METALS												
Aluminum	mg/L	DRY	DRY	DRY	DRY	DRY	DRY	NC	NC	NC	NC	NC
Antimony	mg/L	DRY	DRY	DRY	DRY	DRY	DRY	NC	NC	NC	NC	NC
Arsenic	mg/L	DRY	DRY	DRY	DRY	DRY	DRY	NC	NC	NC	**0.0011**	**0.0011**
Barium	mg/L	DRY	DRY	DRY	DRY	DRY	DRY	NC	NC	NC	**0.030**	**0.030**
Beryllium	mg/L	DRY	DRY	DRY	DRY	DRY	DRY	NC	NC	NC	NC	NC
Boron	mg/L	DRY	DRY	DRY	DRY	DRY	DRY	NC	NC	NC	**0.016**	**0.016**
Cadmium	mg/L	DRY	DRY	DRY	DRY	DRY	DRY	NC	NC	NC	NC	NC
Calcium	mg/L	DRY	DRY	DRY	DRY	DRY	DRY	86.0	96.7	34.9	35.7	160
Chromium-Hexavalent	mg/L	DRY	DRY	DRY	DRY	DRY	DRY	NC	NC	NC	NC	NC
Chromium-Total	mg/L	DRY	DRY	DRY	DRY	DRY	DRY	NC	NC	NC	**0.0040**	**0.0040**
Cobalt	mg/L	DRY	DRY	DRY	DRY	DRY	DRY	NC	NC	NC	**0.00011**	**0.00011**
Copper	mg/L	DRY	DRY	DRY	DRY	DRY	DRY	NC	NC	NC	NC	NC
Iron	mg/L	DRY	DRY	DRY	DRY	DRY	DRY	NC	NC	NC	NC	NC
Lead	mg/L	DRY	DRY	DRY	DRY	DRY	DRY	NC	NC	NC	NC	NC
Magnesium	mg/L	DRY	DRY	DRY	DRY	DRY	DRY	13.0	15.3	5.28	9	25
Manganese	mg/L	DRY	DRY	DRY	DRY	DRY	DRY	0.0250	0.0196	0.0158	**0.00019**	0.0336
Mercury	mg/L	DRY	DRY	DRY	DRY	DRY	DRY	NC	NC	NC	NC	NC
Molybdenum	mg/L	DRY	DRY	DRY	DRY	DRY	DRY	NC	NC	NC	NC	NC
Nickel	mg/L	DRY	DRY	DRY	DRY	DRY	DRY	NC	NC	NC	**0.0013**	**0.0013**
Phosphorus	mg/L	DRY	DRY	DRY	DRY	DRY	DRY	NC	NC	NC	**0.016**	**0.016**
Potassium	mg/L	DRY	DRY	DRY	DRY	DRY	DRY	4.13	3.91	0.750	3	4.6
Selenium	mg/L	DRY	DRY	DRY	DRY	DRY	DRY	NC	NC	NC	**0.0010**	**0.0010**
Silver	mg/L	DRY	DRY	DRY	DRY	DRY	DRY	NC	NC	NC	NC	NC
Sodium	mg/L	DRY	DRY	DRY	DRY	DRY	DRY	15.0	15.4	4.40	9.2	25
Thallium	mg/L	DRY	DRY	DRY	DRY	DRY	DRY	NC	NC	NC	NC	NC
Tin	mg/L	DRY	DRY	DRY	DRY	DRY	DRY	NC	NC	NC	**0.00011**	**0.00011**
Vanadium	mg/L	DRY	DRY	DRY	DRY	DRY	DRY	NC	NC	NC	**0.0027**	**0.0027**
Zinc	mg/L	DRY	DRY	DRY	DRY	DRY	DRY	NC	NC	NC	0.002	**0.021**
VOLATILE ORGANIC COMPOUNDS												
1,2,3-Trichlorobenzene	µg/L	DRY	DRY	DRY	DRY	DRY	DRY	0.260	0.270	0.102	0.16	**0.32**
1,1-Dichloroethane	µg/L	DRY	DRY	DRY	DRY	DRY	DRY	0.590	1.47	2.96	0.13	12
1,1-Dichloroethene	µg/L	DRY	DRY	DRY	DRY	DRY	DRY	0.180	0.212	0.101	0.12	0.5
1,2-Dichloroethane	µg/L	DRY	DRY	DRY	DRY	DRY	DRY	0.240	0.225	0.0805	0.098	**0.43**
1,2-Dichloropropane	µg/L	DRY	DRY	DRY	DRY	DRY	DRY	0.260	0.263	0.102	0.12	0.52
1,4-Dichlorobenzene	µg/L	DRY	DRY	DRY	DRY	DRY	DRY	0.280	0.226	0.104	0.062	**0.10**
Benzene	µg/L	DRY	DRY	DRY	DRY	DRY	DRY	0.210	0.361	0.317	0.12	1.2
Bromodichloromethane	µg/L	DRY	DRY	DRY	DRY	DRY	DRY	NC	NC	NC	0.13	**0.17**
Chlorobenzene	µg/L	DRY	DRY	DRY	DRY	DRY	DRY	NC	NC	NC	0.093	**0.11**
Chloroform	µg/L	DRY	DRY	DRY	DRY	DRY	DRY	0.360	1.21	1.67	0.13	5.4
cis-1,2-Dichloroethene	µg/L	DRY	DRY	DRY	DRY	DRY	DRY	1.50	3.82	4.65	0.12	14
Dichlorodifluoromethane	µg/L	DRY	DRY	DRY	DRY	DRY	DRY	5.60	6.66	4.73	0.21	16
Methylene Chloride	µg/L	DRY	DRY	DRY	DRY	DRY	DRY	1.00	4.88	8.73	0.16	33.1
Naphthalene	µg/L	DRY	DRY	DRY	DRY	DRY	DRY	NC	NC	NC	0.12	**0.38**
o-Xylene	µg/L	DRY	DRY	DRY	DRY	DRY	DRY	NC	NC	NC	0.082	**0.24**
Tetrachloroethene	µg/L	DRY	DRY	DRY	DRY	DRY	DRY	22.4	26.0	15.5	3.4	60.1
Toluene	µg/L	DRY	DRY	DRY	DRY	DRY	DRY	NC	NC	NC	0.093	**0.22**
trans-1,2-Dichloroethene	µg/L	DRY	DRY	DRY	DRY	DRY	DRY	NC	NC	NC	0.14	**0.34**
Trichloroethene	µg/L	DRY	DRY	DRY	DRY	DRY	DRY	1.30	1.66	1.20	0.27	3.9
Trichlorofluoromethane	µg/L	DRY	DRY	DRY	DRY	DRY	DRY	1.70	2.34	1.82	**0.35**	6.0
Vinyl Chloride	µg/L	DRY	DRY	DRY	DRY	DRY	DRY	0.250	0.450	0.440	0.12	1.7
SEMI-VOLATILE ORGANIC COMPOUNDS: ND												
HERBICIDES, PESTICIDES & PCBs: ND												

[EA] (Extended analysis) - Appendix I and Appendix II constituents analyzed. Other monitoring periods analyzed for routine monitoring parameters. Only detected compounds included above.

TABLE 5-16
MID-VALLEY SANITARY LANDFILL
ICAL SUMMARY - MONITORING WELL F-16 (ABAN

ANALYTE	UNITS	Feb 2000	Apr 2000
FIELD PARAMETERS			
Dissolved Oxygen	mg/L	NA	NA
Oxidation-Reduction Potential	mV	NA	NA
pH	units	7.7	7.8
Specific Conductance	µmhos/cm	NA	240
Temperature	C°	18	18
Turbidity	NTU	NA	NA
GENERAL CHEMISTRY			
Alkalinity	mg/L	NA	NA
Anions	meq/L	NA	NA
Bicarbonate	mg/L	NA	NA
Biological Oxygen Demand (BOD)	mg/L	NA	NA
Carbonate	mg/L	NA	NA
Cations	meq/L	NA	NA
Chemical Oxygen Demand (COD)	mg/L	NA	NA
Chloride	mg/L	5	5
Cyanide	mg/L	NA	NA
Fluoride	mg/L	NA	NA
Hardness	mg/L	NA	NA
Hydroxide	mg/L	NA	NA
Nitrate (as N)	mg/L	2.4	2.7
ortho-Phosphate Phosphorus	mg/L	NA	NA
Perchlorate	mg/L	NA	NA
Sulfate	mg/L	20	19
Sulfide	mg/L	NA	NA
Total Dissolved Solids (TDS)	mg/L	240	260
Total Organic Carbon (TOC)	mg/L	NA	NA
Total Organic Halides (TOX)	mg/L	NA	NA
Total Oxygen Demand (TOD)	mg/L	NA	NA
METALS			
Aluminum	mg/L	NA	NA
Antimony	mg/L	NA	NA
Arsenic	mg/L	NA	NA
Barium	mg/L	NA	NA
Beryllium	mg/L	NA	NA
Boron	mg/L	NA	NA
Cadmium	mg/L	NA	NA
Calcium	mg/L	62	58
Chromium-Hexavalent	mg/L	NA	NA
Chromium-Total	mg/L	NA	NA
Cobalt	mg/L	NA	NA
Copper	mg/L	NA	NA
Iron	mg/L	NA	NA
Lead	mg/L	NA	NA
Magnesium	mg/L	9	9
Manganese	mg/L	NA	NA
Mercury	mg/L	NA	NA
Molybdenum	mg/L	NA	NA
Nickel	mg/L	NA	NA
Phosphorus	mg/L	NA	NA
Potassium	mg/L	NA	NA
Selenium	mg/L	NA	NA
Silver	mg/L	NA	NA
Sodium	mg/L	11	10
Thallium	mg/L	NA	NA
Tin	mg/L	NA	NA
Vanadium	mg/L	NA	NA
Zinc	mg/L	NA	NA
VOLATILE ORGANIC COMPOUNDS			
1,2,3-Trichlorobenzene	µg/L	0.32	0.44
1,1-Dichloroethane	µg/L	0.31	0.39
1,1-Dichloroethene	µg/L	0.19	0.37
Benzene	µg/L	0.15	0.24
Bromodichloromethane	µg/L	0.16	0.17
Carbon Disulfide	µg/L	0.42	0.44
Chloroethane	µg/L	0.48	0.39
Chloroform	µg/L	0.24	0.30
cis-1,2-Dichloroethene	µg/L	0.19	0.48
Dichlorodifluoromethane	µg/L	3.4	3.1
Methylene Chloride	µg/L	0.27	0.42
Naphthalene	µg/L	0.23	0.35
o-Xylene	µg/L	0.22	0.24
p+m-Xylenes	µg/L	0.50	0.39
Tetrachloroethene	µg/L	1.7	1.4
Toluene	µg/L	0.14	0.24
Trichloroethene	µg/L	0.17	0.35
Trichlorofluoromethane	µg/L	**0.68**	**0.53**
SEMI-VOLATILE ORGANIC COMPOUNDS: ND			
HERBICIDES, PESTICIDES & PCBs: ND			

EA (Extended analysis) - Appendix I and Appendix II constituents analyzed.
Other monitoring periods analyzed for routine monitoring parameters. Only

TABLE 5-16 (CONT'D)
MID-VALLEY SANITARY LANDFILL
HISTORICAL SUMMARY - MONITORING WELL F-16 (ABANDONED)

ANALYTE	UNITS	Jul 2000	Oct[EA] 2000	Jan 2001	Apr 2001	Jul 2001	Oct 2001	Jan 2002	Apr 2002	Jul 2002
FIELD PARAMETERS										
Dissolved Oxygen	mg/L	2.7	3.3	3.6	3.9	4.3	2.9	DRY	DRY	NA
Oxidation-Reduction Potential	mV	NA	NA	NA	NA	NA	NA	DRY	DRY	NA
pH	units	7.7	7.1	7.3	6.6	7.4	7.5	DRY	DRY	NA
Specific Conductance	µmhos/cm	340	420	370	390	360	530	DRY	DRY	NA
Temperature	C°	22	20	19	18	22	19	DRY	DRY	NA
Turbidity	NTU	0	0	0	0	0	0	DRY	DRY	NA
GENERAL CHEMISTRY										
Alkalinity	mg/L	NA	180	NA	NA	NA	NA	DRY	DRY	NA
Anions	meq/L	NA	4.25	NA	NA	NA	NA	DRY	DRY	NA
Bicarbonate	mg/L	NA	220	NA	NA	NA	NA	DRY	DRY	NA
Biological Oxygen Demand (BOD)	mg/L	NA	NA	NA	NA	NA	NA	DRY	DRY	NA
Carbonate	mg/L	NA	2	NA	NA	NA	NA	DRY	DRY	NA
Cations	meq/L	NA	4.52	NA	NA	NA	NA	DRY	DRY	NA
Chemical Oxygen Demand (COD)	mg/L	NA	4	NA	NA	NA	NA	DRY	DRY	NA
Chloride	mg/L	5	5	5	5	5	5	DRY	DRY	NA
Cyanide	mg/L	NA	0.006	NA	NA	NA	NA	DRY	DRY	NA
Fluoride	mg/L	NA	0.3	NA	NA	NA	NA	DRY	DRY	NA
Hardness	mg/L	NA	200	NA	NA	NA	NA	DRY	DRY	NA
Hydroxide	mg/L	NA	2	NA	NA	NA	NA	DRY	DRY	NA
Nitrate (as N)	mg/L	3.2	2.8	3.5	3.8	3.7	2.5	DRY	DRY	NA
ortho-Phosphate Phosphorus	mg/L	NA	**0.02**	NA	NA	NA	NA	DRY	DRY	NA
Perchlorate	mg/L	NA	NA	NA	NA	NA	NA	DRY	DRY	NA
Sulfate	mg/L	19	18	19	20	20	20	DRY	DRY	NA
Sulfide	mg/L	NA	0.2	NA	NA	NA	NA	DRY	DRY	NA
Total Dissolved Solids (TDS)	mg/L	270	290	250	250	240	270	DRY	DRY	NA
Total Organic Carbon (TOC)	mg/L	NA	**0.17**	NA	NA	NA	NA	DRY	DRY	NA
Total Organic Halides (TOX)	mg/L	NA	0.005	NA	NA	NA	NA	DRY	DRY	NA
Total Oxygen Demand (TOD)	mg/L	NA	NA	NA	NA	NA	NA	DRY	DRY	NA
METALS										
Aluminum	mg/L	NA	NA	NA	NA	NA	NA	DRY	DRY	NA
Antimony	mg/L	NA	0.0001	NA	NA	NA	NA	DRY	DRY	NA
Arsenic	mg/L	NA	**0.00080**	NA	NA	NA	NA	DRY	DRY	NA
Barium	mg/L	NA	**0.021**	NA	NA	NA	NA	DRY	DRY	NA
Beryllium	mg/L	NA	0.0004	NA	NA	NA	NA	DRY	DRY	NA
Boron	mg/L	NA	**0.020**	NA	NA	NA	NA	DRY	DRY	NA
Cadmium	mg/L	NA	0.0001	NA	NA	NA	NA	DRY	DRY	NA
Calcium	mg/L	72	64	63	60	59	60	DRY	DRY	NA
Chromium-Hexavalent	mg/L	NA	NA	NA	NA	NA	NA	DRY	DRY	NA
Chromium-Total	mg/L	NA	**0.0054**	NA	NA	NA	NA	DRY	DRY	NA
Cobalt	mg/L	NA	0.0001	NA	NA	NA	NA	DRY	DRY	NA
Copper	mg/L	NA	0.0002	NA	NA	NA	NA	DRY	DRY	NA
Iron	mg/L	NA	0.010	NA	NA	NA	NA	DRY	DRY	NA
Lead	mg/L	NA	0.0001	NA	NA	NA	NA	DRY	DRY	NA
Magnesium	mg/L	10	9	9	9	9	9	DRY	DRY	NA
Manganese	mg/L	NA	0.00009	NA	NA	NA	NA	DRY	DRY	NA
Mercury	mg/L	NA	0.0004	NA	NA	NA	NA	DRY	DRY	NA
Molybdenum	mg/L	NA	NA	NA	NA	NA	NA	DRY	DRY	NA
Nickel	mg/L	NA	0.0007	NA	NA	NA	NA	DRY	DRY	NA
Phosphorus	mg/L	NA	**0.03**	NA	NA	NA	NA	DRY	DRY	NA
Potassium	mg/L	NA	3	NA	NA	NA	NA	DRY	DRY	NA
Selenium	mg/L	NA	0.0009	NA	NA	NA	NA	DRY	DRY	NA
Silver	mg/L	NA	0.0001	NA	NA	NA	NA	DRY	DRY	NA
Sodium	mg/L	12	10	11	10	11	11	DRY	DRY	NA
Thallium	mg/L	NA	0.00006	NA	NA	NA	NA	DRY	DRY	NA
Tin	mg/L	NA	0.00008	NA	NA	NA	NA	DRY	DRY	NA
Vanadium	mg/L	NA	**0.0032**	NA	NA	NA	NA	DRY	DRY	NA
Zinc	mg/L	NA	**0.0025**	NA	NA	NA	NA	DRY	DRY	NA
VOLATILE ORGANIC COMPOUNDS										
1,2,3-Trichlorobenzene	µg/L	0.49	0.49	0.49	0.49	0.49	0.49	DRY	DRY	NA
1,1-Dichloroethane	µg/L	0.35	0.35	0.35	0.35	0.35	0.35	DRY	DRY	NA
1,1-Dichloroethene	µg/L	0.34	0.34	0.34	0.34	0.34	0.34	DRY	DRY	NA
Benzene	µg/L	0.18	0.18	0.18	0.18	0.18	0.18	DRY	DRY	NA
Bromodichloromethane	µg/L	0.32	0.32	0.32	0.32	0.32	0.32	DRY	DRY	NA
Carbon Disulfide	µg/L	0.26	0.26	0.26	0.26	0.26	**0.34**[(5)]	DRY	DRY	NA
Chloroethane	µg/L	0.21	0.21	0.21	0.21	0.21	**0.37**	DRY	DRY	NA
Chloroform	µg/L	0.28	0.28	0.28	0.28	0.28	0.28	DRY	DRY	NA
cis-1,2-Dichloroethene	µg/L	**0.20**	**0.24**	0.18	0.18	0.18	0.18	DRY	DRY	NA
Dichlorodifluoromethane	µg/L	5.6	3.7	4.7	4.6	3.3	5.0	DRY	DRY	NA
Methylene Chloride	µg/L	0.27	0.27	0.27	0.27	0.27	0.27	DRY	DRY	NA
Naphthalene	µg/L	0.42	0.42	0.42	0.42	0.42	0.42	DRY	DRY	NA
o-Xylene	µg/L	0.13	0.13	0.13	0.13	0.13	0.13	DRY	DRY	NA
p+m-Xylenes	µg/L	0.30	0.30	0.30	0.30	0.30	0.30	DRY	DRY	NA
Tetrachloroethene	µg/L	0.9	1.0	0.7	0.9	0.7	**0.21**	DRY	DRY	NA
Toluene	µg/L	0.22	0.22	0.22	0.22	0.22	0.22	DRY	DRY	NA
Trichloroethene	µg/L	0.27	0.27	0.27	0.27	0.27	0.27	DRY	DRY	NA
Trichlorofluoromethane	µg/L	**0.54**	**0.57**	**0.42**	**0.30**	**0.58**	**0.34**	DRY	DRY	NA
SEMI-VOLATILE ORGANIC COMPOUNDS: ND										
HERBICIDES, PESTICIDES & PCBs: ND										

[EA] (Extended analysis) - Appendix I and Appendix II constituents analyzed. Other monitoring periods analyzed for routine monitoring parameters. Only detected compounds included above.

TABLE 5-16 (CONT'D)
MID-VALLEY SANITARY LANDFILL
HISTORICAL SUMMARY - MONITORING WELL F-16 (ABANDONED)

ANALYTE	UNITS	Oct 2002	Jan 2003	Apr 2003	Jul 2003	MED.	AVG.	STD. DEV.	MIN.	MAX.
FIELD PARAMETERS										NC
Dissolved Oxygen	mg/L	NA	NA	NA	NA	3.45	3.83	1.48	2.7	7.2
Oxidation-Reduction Potential	mV	NA	NA	NA	NA	NC	NC	NC	NC	NC
pH	units	NA	NA	NA	NA	7.50	7.38	0.476	6.6	7.82
Specific Conductance	µmhos/cm	NA	NA	NA	NA	370	390	124	240	620
Temperature	C°	NA	NA	NA	NA	19.0	19.5	1.90	17	22
Turbidity	NTU	NA	NA	NA	NA	0.0	0.0	0.0	0	0
GENERAL CHEMISTRY										NC
Alkalinity	mg/L	NA	NA	NA	NA	180	180	0.0	180	180
Anions	meq/L	NA	NA	NA	NA	4.25	4.25	0.0	4.25	4.25
Bicarbonate	mg/L	NA	NA	NA	NA	220	230	17.3	220	250
Biological Oxygen Demand (BOD)	mg/L	NA	NA	NA	NA	NC	NC	NC	NC	NC
Carbonate	mg/L	NA	NA	NA	NA	NC	NC	NC	NC	NC
Cations	meq/L	NA	NA	NA	NA	4.52	4.52	0.0	4.52	4.52
Chemical Oxygen Demand (COD)	mg/L	NA	NA	NA	NA	NC	NC	NC	NC	NC
Chloride	mg/L	NA	NA	NA	NA	5.00	6.50	4.74	5	20
Cyanide	mg/L	NA	NA	NA	NA	NC	NC	NC	NC	NC
Fluoride	mg/L	NA	NA	NA	NA	0.300	0.300	0.0	0.3	0.3
Hardness	mg/L	NA	NA	NA	NA	200	229	49.7	200	286
Hydroxide	mg/L	NA	NA	NA	NA	NC	NC	NC	NC	NC
Nitrate (as N)	mg/L	NA	NA	NA	NA	3.00	2.92	1.11	0.3	4.34
ortho-Phosphate Phosphorus	mg/L	NA	NA	NA	NA	NC	NC	NC	**0.02**	**0.02**
Perchlorate	mg/L	NA	NA	NA	NA	NC	NC	NC	NC	NC
Sulfate	mg/L	NA	NA	NA	NA	19.5	19.2	1.81	15	22
Sulfide	mg/L	NA	NA	NA	NA	NC	NC	NC	NC	NC
Total Dissolved Solids (TDS)	mg/L	NA	NA	NA	NA	255	270	44.3	240	387
Total Organic Carbon (TOC)	mg/L	NA	NA	NA	NA	0.170	1.58	2.44	**0.17**	4.4
Total Organic Halides (TOX)	mg/L	NA	NA	NA	NA	NC	NC	NC	0.005	0.042
Total Oxygen Demand (TOD)	mg/L	NA	NA	NA	NA	NC	NC	NC	13	13
METALS										NC
Aluminum	mg/L	NA	NA	NA	NA	NC	NC	NC	NC	NC
Antimony	mg/L	NA	NA	NA	NA	NC	NC	NC	NC	NC
Arsenic	mg/L	NA	NA	NA	NA	NC	NC	NC	**0.00080**	**0.00080**
Barium	mg/L	NA	NA	NA	NA	NC	NC	NC	**0.021**	**0.021**
Beryllium	mg/L	NA	NA	NA	NA	NC	NC	NC	NC	NC
Boron	mg/L	NA	NA	NA	NA	NC	NC	NC	**0.020**	**0.020**
Cadmium	mg/L	NA	NA	NA	NA	NC	NC	NC	NC	NC
Calcium	mg/L	NA	NA	NA	NA	61.0	63.9	14.4	42.1	99
Chromium-Hexavalent	mg/L	NA	NA	NA	NA	NC	NC	NC	NC	NC
Chromium-Total	mg/L	NA	NA	NA	NA	NC	NC	NC	**0.0054**	**0.0054**
Cobalt	mg/L	NA	NA	NA	NA	NC	NC	NC	NC	NC
Copper	mg/L	NA	NA	NA	NA	NC	NC	NC	NC	NC
Iron	mg/L	NA	NA	NA	NA	NC	NC	NC	0.006	0.33
Lead	mg/L	NA	NA	NA	NA	NC	NC	NC	NC	NC
Magnesium	mg/L	NA	NA	NA	NA	9.00	9.48	2.09	6.81	15
Manganese	mg/L	NA	NA	NA	NA	NC	NC	NC	0.00009	0.029
Mercury	mg/L	NA	NA	NA	NA	NC	NC	NC	NC	NC
Molybdenum	mg/L	NA	NA	NA	NA	NC	NC	NC	NC	NC
Nickel	mg/L	NA	NA	NA	NA	NC	NC	NC	NC	NC
Phosphorus	mg/L	NA	NA	NA	NA	NC	NC	NC	**0.03**	**0.03**
Potassium	mg/L	NA	NA	NA	NA	3.00	3.19	0.506	2.8	3.76
Selenium	mg/L	NA	NA	NA	NA	NC	NC	NC	NC	NC
Silver	mg/L	NA	NA	NA	NA	NC	NC	NC	NC	NC
Sodium	mg/L	NA	NA	NA	NA	11.0	13.4	8.67	10	38
Thallium	mg/L	NA	NA	NA	NA	NC	NC	NC	NC	NC
Tin	mg/L	NA	NA	NA	NA	NC	NC	NC	NC	NC
Vanadium	mg/L	NA	NA	NA	NA	NC	NC	NC	**0.0032**	**0.0032**
Zinc	mg/L	NA	NA	NA	NA	NC	NC	NC	**0.0025**	**0.0488**
VOLATILE ORGANIC COMPOUNDS										NC
1,2,3-Trichlorobenzene	µg/L	NA	NA	NA	NA	0.490	0.422	0.101	**0.26**	**0.26**
1,1-Dichloroethane	µg/L	NA	NA	NA	NA	0.350	0.326	0.0589	0.18	**0.28**
1,1-Dichloroethene	µg/L	NA	NA	NA	NA	0.340	0.397	0.290	0.17	1.2
Benzene	µg/L	NA	NA	NA	NA	NC	NC	NC	0.15	**0.22**
Bromodichloromethane	µg/L	NA	NA	NA	NA	NC	NC	NC	0.16	**0.25**
Carbon Disulfide	µg/L	NA	NA	NA	NA	NC	NC	NC	NC	NC
Chloroethane	µg/L	NA	NA	NA	NA	NC	NC	NC	0.12	**0.37**
Chloroform	µg/L	NA	NA	NA	NA	NC	NC	NC	**0.15**	0.6
cis-1,2-Dichloroethene	µg/L	NA	NA	NA	NA	0.185	0.425	0.666	0.12	2.3
Dichlorodifluoromethane	µg/L	NA	NA	NA	NA	4.15	6.13	7.72	0.22	27.7
Methylene Chloride	µg/L	NA	NA	NA	NA	NC	NC	NC	0.21	**1.0**
Naphthalene	µg/L	NA	NA	NA	NA	NC	NC	NC	0.23	**0.32**
o-Xylene	µg/L	NA	NA	NA	NA	NC	NC	NC	0.10	**0.17**
p+m-Xylenes	µg/L	NA	NA	NA	NA	NC	NC	NC	0.28	**0.37**
Tetrachloroethene	µg/L	NA	NA	NA	NA	0.900	3.27	7.65	**0.21**	25
Toluene	µg/L	NA	NA	NA	NA	NC	NC	NC	0.12	1
Trichloroethene	µg/L	NA	NA	NA	NA	NC	NC	NC	0.17	2.0
Trichlorofluoromethane	µg/L	NA	NA	NA	NA	0.535	0.906	1.37	**0.30**	4.8
SEMI-VOLATILE ORGANIC COMPOUNDS: ND										NC
HERBICIDES, PESTICIDES & PCBs: ND										NC

[EA] (Extended analysis) - Appendix I and Appendix II constituents analyzed. Other monitoring periods analyzed for routine monitoring parameters. Only detected compounds included above.

TABLE 5-17
MID-VALLEY SANITARY LANDFILL
HISTORICAL SUMMARY - MONITORING WELL F-17 (ABANDONED)

ANALYTE	UNITS	Jan 1996	Feb 1996	Jun 1996	Jul 1996	Oct 1996	Jan 1997	Apr 1997	Aug 1997	Oct 1997	Jan 1998
FIELD PARAMETERS											
Dissolved Oxygen	mg/L	NA	NA	NA	NA	NA	7.2	NA	NA	NA	NA
Oxidation-Reduction Potential	mV	NA	NA	NA	NA	NA	NA	NA	NA	NA	NA
pH	units	NA	7.51	7.56	7.07	6.86	6.98	6.51	6.54	7.13	7.17
Specific Conductance	µmhos/cm	NA	763	571	591	553	455	458	563	NA	NA
Temperature	C°	NA	NA	NA	NA	NA	NA	NA	NA	NA	NA
GENERAL CHEMISTRY											
Alkalinity	mg/L	NA	NA	NA	NA	NA	NA	NA	NA	NA	NA
Anions	meq/L	NA	NA	NA	NA	NA	NA	NA	NA	NA	NA
Bicarbonate	mg/L	NA	NA	NA	NA	NA	212	NA	NA	NA	NA
Biological Oxygen Demand (BOD)	mg/L	NA	NA	NA	NA	NA	2.0	NA	NA	NA	NA
Carbonate	mg/L	NA	NA	NA	NA	NA	5.0	NA	NA	NA	NA
Cations	meq/L	NA	NA	NA	NA	NA	NA	NA	NA	NA	NA
Chemical Oxygen Demand (COD)	mg/L	NA	NA	NA	NA	NA	NA	NA	NA	NA	NA
Chloride	mg/L	6.00	8.0	6.0	20	6.0	10	10	**7.5**	**7.0**	6.0
Fluoride	mg/L	NA	NA	NA	NA	NA	NA	NA	NA	NA	NA
Hardness	mg/L	460	334	278	273	278	228	220	NA	NA	NA
Hydroxide	mg/L	NA	NA	NA	NA	NA	NA	NA	NA	NA	NA
Nitrate (as N)	mg/L	2.55	3.4	3.7	2.62	4.25	2.7	1.10	2.69	2.6	4.32
Perchlorate	mg/L	NA	NA	NA	NA	NA	NA	NA	NA	0.0016	NA
Phosphate	mg/L	NA	NA	NA	NA	NA	NA	NA	NA	NA	NA
Sulfate	mg/L	NA	11	14	15.2	8.08	18	16.2	19	22	18.4
Total Dissolved Solids (TDS)	mg/L	590	423	338	380	340	300	300	352	300	362
Total Organic Carbon (TOC)	mg/L	NA	NA	NA	NA	NA	6.1	NA	NA	NA	NA
Total Organic Halides (TOX)	mg/L	NA	NA	NA	NA	NA	0.014	NA	NA	NA	NA
Total Oxygen Demand (TOD)	mg/L	NA	NA	NA	NA	NA	14	NA	NA	NA	NA
METALS											
Aluminum	mg/L	NA	NA	NA	NA	NA	NA	NA	NA	NA	NA
Antimony	mg/L	NA	NA	NA	NA	NA	NA	NA	NA	NA	NA
Arsenic	mg/L	NA	NA	NA	NA	NA	NA	NA	NA	NA	NA
Barium	mg/L	NA	NA	NA	NA	NA	NA	NA	NA	NA	NA
Beryllium	mg/L	NA	NA	NA	NA	NA	NA	NA	NA	NA	NA
Boron	mg/L	NA	NA	NA	NA	NA	NA	NA	NA	NA	NA
Cadmium	mg/L	NA	NA	NA	NA	NA	NA	NA	NA	NA	NA
Calcium	mg/L	146	114	97.0	97.6	84.4	68.2	69	95	80	88
Chromium-Hexavalent	mg/L	NA	NA	NA	NA	NA	NA	NA	NA	NA	NA
Chromium-Total	mg/L	NA	NA	NA	NA	NA	NA	NA	NA	NA	NA
Cobalt	mg/L	NA	NA	NA	NA	NA	NA	NA	NA	NA	NA
Copper	mg/L	NA	NA	NA	NA	NA	NA	NA	NA	NA	NA
Iron	mg/L	NA	0.006	0.006	0.206	0.10	0.10	0.06	NA	NA	NA
Lead	mg/L	NA	NA	NA	NA	NA	NA	NA	NA	NA	NA
Magnesium	mg/L	23.0	17.0	15.0	15.0	12.9	11.1	11	14	14	14
Manganese	mg/L	NA	0.047	0.021	0.022	0.0179	0.03	**0.031**	NA	NA	NA
Mercury	mg/L	NA	NA	NA	NA	NA	NA	NA	NA	NA	NA
Molybdenum	mg/L	NA	NA	NA	NA	NA	NA	NA	NA	NA	NA
Nickel	mg/L	NA	NA	NA	NA	NA	NA	NA	NA	NA	NA
Phosphorus	mg/L	NA	NA	NA	NA	NA	NA	NA	NA	NA	NA
Potassium	mg/L	NA	3.20	3.30	3.50	3.35	3.01	2.0	NA	NA	NA
Selenium	mg/L	NA	NA	NA	NA	NA	NA	NA	NA	NA	NA
Silver	mg/L	NA	NA	NA	NA	NA	NA	NA	NA	NA	NA
Sodium	mg/L	NA	27.0	16.0	13.1	12.30	13.5	12	14	28	14
Thallium	mg/L	NA	NA	NA	NA	NA	NA	NA	NA	NA	NA
Vanadium	mg/L	NA	NA	NA	NA	NA	NA	NA	NA	NA	NA
Zinc	mg/L	NA	0.0022	0.020	0.023	**0.022**	0.114	0.052	NA	NA	NA
VOLATILE ORGANIC COMPOUNDS											
1,1,1-Trichloroethane	µg/L	1.1	3.0	0.60	0.6	0.22	0.22	**0.38**	0.5	0.8	**0.37**
1,1-Dichloroethane	µg/L	0.5	0.30	0.30	**0.34**	0.18	0.18	0.18	0.30	0.30	0.30
1,1-Dichloroethene	µg/L	0.7	NA	NA	0.7	0.22	0.22	0.22	**0.29**	**0.37**	0.17
Chloroform	µg/L	**0.32**	**0.6**	0.50	**0.23**	**0.18**	0.13	**0.17**	0.17	0.17	0.17
cis-1,2-Dichloroethene	µg/L	0.12	NA	NA	NA	NA	NA	NA	0.12	0.12	**0.15**
Dichlorodifluoromethane	µg/L	10.4	26	8.0	11.7	7.9	1.5	6.7	5.5	9.0	6.2
Methylene Chloride	µg/L	**0.25**	1.2	1.2	0.28	0.28	0.28	**0.55**	0.21	0.21	0.21
Naphthalene	µg/L	NR	NR	NR	NR	NR	NR	NR	0.34	0.34	0.34
Tetrachloroethene	µg/L	33.7	27	19	19.2	16.4	5.0	9.0	13.3	22.8	10
Toluene	µg/L	0.27	1.0	0.70	0.6	**0.33**	0.27	0.27	0.12	0.12	**0.17**[(5)]
Trichloroethene	µg/L	1.1	**0.8**	0.30	0.6	**0.42**	0.19	**0.46**	**0.49**	0.17	**0.22**
Trichloroflouromethane	µg/L	4.9	4.0	3.0	2.0	4.5	**0.33**	2.1	2.4	2.1	1.4
SEMI-VOLATILE ORGANIC COMPOUNDS: NA											

[EA] (Extended analysis) - Appendix I and Appendix II constituents analyzed. Other monitoring periods analyzed for routine monitoring parameters. Only detected compounds included above.

TABLE 5-17 (CONT'D)
MID-VALLEY SANITARY LANDFILL
HISTORICAL SUMMARY - MONITORING WELL F-17 (ABANDONED)

ANALYTE	UNITS	Apr 1998	Jul 1998	Oct 1998	Jan 1999	Apr 1999	MED.	AVG.	STD. DEV.	MIN.	MAX.
FIELD PARAMETERS											
Dissolved Oxygen	mg/L	NA	NA	NA	2.7	4.6	4.60	4.88	2.26	2.7	7.2
Oxidation-Reduction Potential	mV	NA	NA	NA	NA	NA	NC	NC	NC	NC	NC
pH	units	7.0	6.9	7.0	6.93	7.1	7.00	7.05	0.315	6.51	7.56
Specific Conductance	µmhos/cm	NA	NA	NA	NA	NA	563	575	119	455	763
Temperature	C°	NA	NA	NA	17	17	17.0	17.0	0.0	17	17
GENERAL CHEMISTRY											
Alkalinity	mg/L	NA	NA	NA	NA	NA	NC	NC	NC	NC	NC
Anions	meq/L	NA	NA	NA	NA	NA	NC	NC	NC	NC	NC
Bicarbonate	mg/L	NA	NA	NA	NA	NA	212	212	0.0	212	212
Biological Oxygen Demand (BOD)	mg/L	NA	NA	NA	NA	NA	NC	NC	NC	NC	NC
Carbonate	mg/L	NA	NA	NA	NA	NA	NC	NC	NC	NC	NC
Cations	meq/L	NA	NA	NA	NA	NA	NC	NC	NC	NC	NC
Chemical Oxygen Demand (COD)	mg/L	NA	NA	NA	NA	NA	NC	NC	NC	NC	NC
Chloride	mg/L	**7.0**	6.0	12	20	23	7.50	10.8	6.40	6.0	23
Fluoride	mg/L	NA	NA	NA	NA	NA	NC	NC	NC	NC	NC
Hardness	mg/L	NA	NA	NA	NA	NA	278	306	94.7	220	460
Hydroxide	mg/L	NA	NA	NA	NA	NA	NC	NC	NC	NC	NC
Nitrate (as N)	mg/L	2.7	1.7	2.3	2.0	1.4	2.62	2.67	1.05	1.10	4.32
Perchlorate	mg/L	NA	NA	NA	NA	NA	NC	NC	NC	NC	NC
Phosphate	mg/L	NA	NA	NA	NA	NA	NC	NC	NC	NC	NC
Sulfate	mg/L	22	18	19	20	21	18.2	17.0	4.62	8.08	22
Total Dissolved Solids (TDS)	mg/L	310	460	378	432	388	362	385	91.4	300	590
Total Organic Carbon (TOC)	mg/L	NA	NA	NA	NA	NA	6.10	6.10	1E-15	6.1	6.1
Total Organic Halides (TOX)	mg/L	NA	NA	NA	NA	NA	0.0140	0.0140	0.0	0.014	0.014
Total Oxygen Demand (TOD)	mg/L	NA	NA	NA	NA	NA	14.0	14.0	0.0	14	14
METALS											
Aluminum	mg/L	NA	NA	NA	NA	NA	NC	NC	NC	NC	NC
Antimony	mg/L	NA	NA	NA	NA	NA	NC	NC	NC	NC	NC
Arsenic	mg/L	NA	NA	NA	NA	NA	NC	NC	NC	NC	NC
Barium	mg/L	NA	NA	NA	NA	NA	NC	NC	NC	NC	NC
Beryllium	mg/L	NA	NA	NA	NA	NA	NC	NC	NC	NC	NC
Boron	mg/L	NA	NA	NA	NA	NA	NC	NC	NC	NC	NC
Cadmium	mg/L	NA	NA	NA	NA	NA	NC	NC	NC	NC	NC
Calcium	mg/L	79	107	88	112	109	95.0	97.0	23.6	68.2	146
Chromium-Hexavalent	mg/L	NA	NA	NA	NA	NA	NC	NC	NC	NC	NC
Chromium-Total	mg/L	NA	NA	NA	NA	NA	NC	NC	NC	NC	NC
Cobalt	mg/L	NA	NA	NA	NA	NA	NC	NC	NC	NC	NC
Copper	mg/L	NA	NA	NA	NA	NA	NC	NC	NC	NC	NC
Iron	mg/L	NA	NA	NA	NA	NA	NC	NC	NC	0.006	0.206
Lead	mg/L	NA	NA	NA	NA	NA	NC	NC	NC	NC	NC
Magnesium	mg/L	10	17	20	18	20	15.0	15.6	4.17	10	23.0
Manganese	mg/L	NA	NA	NA	NA	NA	0.0260	0.0292	0.0120	0.0179	0.047
Mercury	mg/L	NA	NA	NA	NA	NA	NC	NC	NC	NC	NC
Molybdenum	mg/L	NA	NA	NA	NA	NA	NC	NC	NC	NC	NC
Nickel	mg/L	NA	NA	NA	NA	NA	NC	NC	NC	NC	NC
Phosphorus	mg/L	NA	NA	NA	NA	NA	NC	NC	NC	NC	NC
Potassium	mg/L	NA	NA	NA	NA	NA	3.25	2.98	0.627	2.0	3.50
Selenium	mg/L	NA	NA	NA	NA	NA	NC	NC	NC	NC	NC
Silver	mg/L	NA	NA	NA	NA	NA	NC	NC	NC	NC	NC
Sodium	mg/L	15	18	14	16	14	14.0	16.7	5.67	12	28
Thallium	mg/L	NA	NA	NA	NA	NA	NC	NC	NC	NC	NC
Vanadium	mg/L	NA	NA	NA	NA	NA	NC	NC	NC	NC	NC
Zinc	mg/L	NA	NA	NA	NA	NA	0.0225	0.0437	0.0461	0.0022	0.114
VOLATILE ORGANIC COMPOUNDS											
1,1,1-Trichloroethane	µg/L	0.27	1.4	0.27	0.27	0.27	0.380	0.794	0.894	0.22	3.0
1,1-Dichloroethane	µg/L	0.30	**0.50**	0.30	**0.21**	0.30	0.300	0.304	0.108	0.18	**0.50**
1,1-Dichloroethene	µg/L	0.17	0.17	0.17	0.8	**0.40**	0.220	0.371	0.248	0.17	0.8
Chloroform	µg/L	0.17	**0.17**	0.17	**0.20**	**0.18**	NC	NC	NC	0.13	**0.6**
cis-1,2-Dichloroethene	µg/L	0.12	**0.37**	**0.15**	**0.41**	**0.32**	NC	NC	NC	0.12	**0.41**
Dichlorodifluoromethane	µg/L	4.9	21	17	24.1	0.22	8.00	11.0	8.71	0.22	26
Methylene Chloride	µg/L	0.21	0.21	0.21	0.21	0.21	NC	NC	NC	0.21	**0.55**
Naphthalene	µg/L	0.34	0.34	0.34	0.34	0.69	NC	NC	NC	0.34	0.69
Tetrachloroethene	µg/L	5.2	23	7.8	16.2	22	16.4	17.0	9.36	5.0	33.7
Toluene	µg/L	0.12	0.12	0.12	**0.24**[(5)]	0.12	0.270	0.352	0.318	0.12	1.0
Trichloroethene	µg/L	0.17	0.7	**0.34**	0.6	0.63	0.460	0.498	0.302	0.17	1.1
Trichloroflouromethane	µg/L	1.5	7.9	3.9	8.0	7.9	3.00	3.78	2.71	**0.33**	8.0
SEMI-VOLATILE ORGANIC COMPOUNDS: NA											

[EA] (Extended analysis) - Appendix I and Appendix II constituents analyzed. Other monitoring periods analyzed for routine monitoring parameters. Only detected compounds included above.

TABLE 5-18
MID-VALLEY SANITARY LANDFILL
HISTORICAL SUMMARY - MONITORING WELL F-18 (ABANDONED

ANALYTE	UNITS	Feb 2000	Apr 2000	Jul 2000	Oct[EA] 2000
GENERAL CHEMISTRY					
Dissolved Oxygen	mg/L	NA	NA	NA	NA
Oxidation-Reduction Potential	mV	NA	NA	NA	NA
pH	units	12.0	12.9	12.8	12.7
Specific Conductance	µmhos/cm	NA	2900	5100	2920
Temperature	C°	17	18	19	18
Turbidity	NTU	NA	NA	NA	NA
GENERAL CHEMISTRY					
Alkalinity	mg/L	NA	NA	NA	690
Anions	meq/L	NA	NA	NA	14.43
Bicarbonate	mg/L	NA	NA	NA	2
Biological Oxygen Demand (BOD)	mg/L	NA	NA	NA	NA
Carbonate	mg/L	NA	NA	NA	67
Cations	meq/L	NA	NA	NA	8.09
Chemical Oxygen Demand (COD)	mg/L	NA	NA	NA	16
Chloride	mg/L	4	**0.94**	2	4
Cyanide	mg/L	NA	NA	NA	0.006
Fluoride	mg/L	NA	NA	NA	0.2
Hardness	mg/L	NA	NA	NA	12
Hydroxide	mg/L	NA	NA	NA	200
Nitrate (as N)	mg/L	1.5	1.3	1.1	1.5
ortho-Phosphate Phosphorus	mg/L	NA	NA	NA	**0.007**
Perchlorate	mg/L	NA	NA	NA	NA
Sulfate	mg/L	8.5	7.2	6.3	10
Sulfide	mg/L	NA	NA	NA	0.2
Total Dissolved Solids (TDS)	mg/L	730	1270	1930	810
Total Organic Carbon (TOC)	mg/L	NA	NA	NA	1.6
Total Organic Halides (TOX)	mg/L	NA	NA	NA	0.02
Total Oxygen Demand (TOD)	mg/L	NA	NA	NA	NA
METALS					
Aluminum	mg/L	NA	NA	NA	NA
Antimony	mg/L	NA	NA	NA	**0.00017**
Arsenic	mg/L	NA	NA	NA	**0.00041**
Barium	mg/L	NA	NA	NA	**0.046**
Beryllium	mg/L	NA	NA	NA	0.0004
Boron	mg/L	NA	NA	NA	0.005
Cadmium	mg/L	NA	NA	NA	0.0001
Calcium	mg/L	310	250	15	5
Chromium-Hexavalent	mg/L	NA	NA	NA	NA
Chromium-Total	mg/L	NA	NA	NA	13
Cobalt	mg/L	NA	NA	NA	0.0001
Copper	mg/L	NA	NA	NA	**0.0023**
Iron	mg/L	NA	NA	NA	0.010
Lead	mg/L	NA	NA	NA	0.0001
Magnesium	mg/L	0.06	0.06	**0.15**	**0.13**
Manganese	mg/L	NA	NA	NA	0.00009
Mercury	mg/L	NA	NA	NA	0.0004
Molybdenum	mg/L	NA	NA	NA	NA
Nickel	mg/L	NA	NA	NA	**0.00078**
Phosphorus	mg/L	NA	NA	NA	0.07
Potassium	mg/L	NA	NA	NA	150
Selenium	mg/L	NA	NA	NA	0.0009
Silver	mg/L	NA	NA	NA	0.0001
Sodium	mg/L	160	150	98	95
Thallium	mg/L	NA	NA	NA	0.00006
Tin	mg/L	NA	NA	NA	**0.00044**
Vanadium	mg/L	NA	NA	NA	**0.0017**
Zinc	mg/L	NA	NA	NA	**0.0036**
VOLATILE ORGANIC COMPOUNDS					
1,1,1-Trichloroethane	µg/L	0.24	0.32	0.38	0.38
1,1-Dichloroethane	µg/L	1.8	1	1.5	1.1
1,1-Dichloroethene	µg/L	0.19	0.37	0.34	0.34
1,2-Dichloropropane	µg/L	0.20	0.23	0.29	0.29
2-Butanone (MEK)	µg/L	1.3	4.4	1.2	1.2
Acetone	µg/L	62	390	25	97
Carbon Disulfide	µg/L	0.42	0.44	0.26	0.26
Chloroform	µg/L	0.24	0.6	0.28	0.28
Dichlorodifluoromethane	µg/L	3.0	4.0	4.3	3.1
Methylene Chloride	µg/L	0.27	0.42	0.27	0.27
o-Xylene	µg/L	0.22	0.24	0.13	0.13
Tetrachloroethene	µg/L	6.3	4.5	6.9	6.7
Toluene	µg/L	0.14	0.24	0.22	0.22
Trichloroethene	µg/L	**0.46**	0.35	0.27	**0.31**
Trichlorofluoromethane	µg/L	**1.5**	**1.1**	**0.93**	**1.2**
Vinyl Chloride	µg/L	0.38	0.40	0.25	0.25
SEMI-VOLATILE ORGANIC COMPOUNDS: ND					
HERBICIDES, PESTICIDES & PCBs					
4,4'-DDE	µg/L	NA	NA	NA	**0.0004**

[EA] (Extended analysis) - Appendix I and Appendix II constituents analyzed.
Other monitoring periods analyzed for routine monitoring parameters.

TABLE 5-18 (CONT'D)
MID-VALLEY SANITARY LANDFILL
HISTORICAL SUMMARY - MONITORING WELL F-18 (ABANDONED)

ANALYTE	UNITS	Jan 2001	Apr 2001	Jul 2001	Oct 2001	Jan 2002	Apr 2002	Jul 2002	Oct 2002
GENERAL CHEMISTRY									
Dissolved Oxygen	mg/L	NA	NA	NA	NA	NA	NA	NA	NA
Oxidation-Reduction Potential	mV	NA	NA	NA	NA	NA	NA	NA	NA
pH	units	13.1	11.4	12.2	12.1	11.8	12.3	11.0	12.5
Specific Conductance	µmhos/cm	3700	3600	4800	6800	7600	7800	7700	8800
Temperature	C°	17	18	19	19	18	15.7	18	17.6
Turbidity	NTU	NA	NA	NA	NA	NA	NA	NA	NA
GENERAL CHEMISTRY									
Alkalinity	mg/L	NA	NA	NA	NA	NA	NA	NA	NA
Anions	meq/L	NA	NA	NA	NA	NA	NA	NA	NA
Bicarbonate	mg/L	NA	NA	NA	NA	NA	NA	NA	NA
Biological Oxygen Demand (BOD)	mg/L	NA	NA	NA	NA	NA	NA	NA	NA
Carbonate	mg/L	NA	NA	NA	NA	NA	NA	NA	NA
Cations	meq/L	NA	NA	NA	NA	NA	NA	NA	NA
Chemical Oxygen Demand (COD)	mg/L	NA	NA	NA	NA	NA	NA	NA	NA
Chloride	mg/L	**0.39**	2	5	**0.15**	2	1.8	1.7	0.7
Cyanide	mg/L	NA	NA	NA	NA	NA	NA	NA	NA
Fluoride	mg/L	NA	NA	NA	NA	NA	NA	NA	NA
Hardness	mg/L	NA	NA	NA	NA	NA	NA	NA	NA
Hydroxide	mg/L	NA	NA	NA	NA	NA	NA	NA	NA
Nitrate (as N)	mg/L	1.5	1.7	1.4	1.1	1	1.0	1.2	1.1
ortho-Phosphate Phosphorus	mg/L	NA	NA	NA	NA	NA	NA	NA	NA
Perchlorate	mg/L	0.001	0.001	0.002	0.020	0.0087	0.0022	0.0002	0.0016
Sulfate	mg/L	9.0	11	9.2	4.9	7.4	7.2	6.3	6.3
Sulfide	mg/L	NA	NA	NA	NA	NA	NA	NA	NA
Total Dissolved Solids (TDS)	mg/L	1030	1040	1820	1790	1750	2000	2200	2000
Total Organic Carbon (TOC)	mg/L	NA	NA	NA	NA	NA	NA	NA	NA
Total Organic Halides (TOX)	mg/L	NA	NA	NA	NA	NA	NA	NA	NA
Total Oxygen Demand (TOD)	mg/L	NA	NA	NA	NA	NA	NA	NA	NA
METALS									
Aluminum	mg/L	NA	NA	NA	NA	NA	NA	NA	NA
Antimony	mg/L	NA	NA	NA	NA	NA	NA	NA	NA
Arsenic	mg/L	NA	NA	NA	NA	NA	NA	NA	NA
Barium	mg/L	NA	NA	NA	NA	NA	NA	NA	NA
Beryllium	mg/L	NA	NA	NA	NA	NA	NA	NA	NA
Boron	mg/L	NA	NA	NA	NA	NA	NA	NA	NA
Cadmium	mg/L	NA	NA	NA	NA	NA	NA	NA	NA
Calcium	mg/L	140	210	210	470	350	280	260	450
Chromium-Hexavalent	mg/L	NA	NA	NA	NA	NA	NA	NA	NA
Chromium-Total	mg/L	NA	NA	NA	NA	NA	NA	NA	NA
Cobalt	mg/L	NA	NA	NA	NA	NA	NA	NA	NA
Copper	mg/L	NA	NA	NA	NA	NA	NA	NA	NA
Iron	mg/L	NA	NA	NA	NA	NA	NA	NA	NA
Lead	mg/L	NA	NA	NA	NA	NA	NA	NA	NA
Magnesium	mg/L	**0.15**	**0.10**	**0.077**	0.060	0.060	0.060	0.060	0.060
Manganese	mg/L	NA	NA	NA	NA	NA	NA	NA	NA
Mercury	mg/L	NA	NA	NA	NA	NA	NA	NA	NA
Molybdenum	mg/L	NA	NA	NA	NA	NA	NA	NA	NA
Nickel	mg/L	NA	NA	NA	NA	NA	NA	NA	NA
Phosphorus	mg/L	NA	NA	NA	NA	NA	NA	NA	NA
Potassium	mg/L	NA	NA	NA	NA	NA	NA	NA	NA
Selenium	mg/L	NA	NA	NA	NA	NA	NA	NA	NA
Silver	mg/L	NA	NA	NA	NA	NA	NA	NA	NA
Sodium	mg/L	120	170	200	240	210	270	250	260
Thallium	mg/L	NA	NA	NA	NA	NA	NA	NA	NA
Tin	mg/L	NA	NA	NA	NA	NA	NA	NA	NA
Vanadium	mg/L	NA	NA	NA	NA	NA	NA	NA	NA
Zinc	mg/L	NA	NA	NA	NA	NA	NA	NA	NA
VOLATILE ORGANIC COMPOUNDS									
1,1,1-Trichloroethane	µg/L	0.38	0.38	0.38	0.38	0.38	0.29	0.29	0.12
1,1-Dichloroethane	µg/L	0.8	0.8	0.5	**0.44**	**0.48**	0.63	0.59	**0.41**
1,1-Dichloroethene	µg/L	0.34	0.34	0.34	0.34	0.34	0.38	0.38	0.12
1,2-Dichloropropane	µg/L	0.29	0.29	0.29	0.29	0.29	0.20	0.20	0.50
2-Butanone (MEK)	µg/L	**1.9**	**4.4**	8.2	1.2	1.2	0.70	0.70	1.2
Acetone	µg/L	330	620	710	720	560	870	1000	1100
Carbon Disulfide	µg/L	0.26	0.26	**0.29**	0.26	0.26	0.36	0.36	0.79
Chloroform	µg/L	0.28	0.28	1.9	0.28	**0.31**	0.36	0.36	**0.23**
Dichlorodifluoromethane	µg/L	5.4	5.5	2.5	11	4.2	4.5	3.6	1.9
Methylene Chloride	µg/L	0.27	0.27	0.27	0.27	0.27	0.52	0.52	0.15
o-Xylene	µg/L	0.13	0.13	0.13	0.13	0.13	0.14	0.14	0.41
Tetrachloroethene	µg/L	6.9	5.3	3.7	2.8	4.9	4.5	4.2	3.6
Toluene	µg/L	0.22	0.22	0.22	0.22	0.22	0.27	0.27	0.22
Trichloroethene	µg/L	**0.30**	0.27	0.27	0.27	0.27	0.25	0.25	0.50
Trichlorofluoromethane	µg/L	**0.93**	**0.98**	**0.72**	**0.87**	**0.83**	**0.99**	**1.1**	**0.71**
Vinyl Chloride	µg/L	0.25	0.25	0.25	**0.3**	0.25	0.32	0.32	0.13
SEMI-VOLATILE ORGANIC COMPOUNDS: ND									
HERBICIDES, PESTICIDES & PCBs									
4,4'-DDE	µg/L	NA	NA	NA	NA	NA	NA	NA	NA

[EA] (Extended analysis) - Appendix I and Appendix II constituents analyzed. Other monitoring periods analyzed for routine monitoring parameters. Only detected compounds included above.

TABLE 5-18 (CONT'D)
MID-VALLEY SANITARY LANDFILL
HISTORICAL SUMMARY - MONITORING WELL F-18 (ABANDONED)

ANALYTE	UNITS	Jan 2003	Apr 2003	Jul 2003	MED.	AVG.	STD. DEV.	MIN.	MAX.
GENERAL CHEMISTRY									
Dissolved Oxygen	mg/L	NA	NA	NA	NC	NC	NC	3.2	7.2
Oxidation-Reduction Potential	mV	NA	NA	NA	NC	NC	NC	NC	NC
pH	units	12.7	12.7	12.7	12.5	12.1	1.10	8.5	13.1
Specific Conductance	µmhos/cm	6300	8200	6800	6550	5818	2550	502	9560
Temperature	C°	16.5	17	20	18.0	17.9	1.29	15.7	20
Turbidity	NTU	NA	NA	NA	NC	NC	NC	NC	NC
GENERAL CHEMISTRY									
Alkalinity	mg/L	NA	NA	NA	690	690	0.0	690	690
Anions	meq/L	NA	NA	NA	14.4	14.4	0.0	14.43	14.43
Bicarbonate	mg/L	NA	NA	NA	NC	NC	NC	2	55
Biological Oxygen Demand (BOD)	mg/L	NA	NA	NA	NC	NC	NC	NC	NC
Carbonate	mg/L	NA	NA	NA	67.0	478	712	67	1300
Cations	meq/L	NA	NA	NA	8.09	8.09	0.0	8.09	8.09
Chemical Oxygen Demand (COD)	mg/L	NA	NA	NA	16.0	16.0	0.0	16	16
Chloride	mg/L	1.2	**0.40**	1.6	1.70	2.24	2.45	**0.15**	10
Cyanide	mg/L	NA	NA	NA	NC	NC	NC	NC	NC
Fluoride	mg/L	NA	NA	NA	0.200	0.200	0	0.2	0.2
Hardness	mg/L	NA	NA	NA	12.0	465	784	12	1370
Hydroxide	mg/L	NA	NA	NA	200	200	0.0	200	200
Nitrate (as N)	mg/L	1.6	1.2	1.66	1.30	1.42	0.776	0.2	4.1
ortho-Phosphate Phosphorus	mg/L	NA	NA	NA	NC	NC	NC	**0.007**	**0.007**
Perchlorate	mg/L	0.00040	0.00028	0.00030	NC	NC	NC	NC	NC
Sulfate	mg/L	8.8	4.8	6.2	7.20	8.26	4.21	4.4	22.9
Sulfide	mg/L	NA	NA	NA	NC	NC	NC	NC	NC
Total Dissolved Solids (TDS)	mg/L	1800	2400	2080	1800	1603	639	198	2400
Total Organic Carbon (TOC)	mg/L	NA	NA	NA	1.60	4.73	5.43	1.6	11
Total Organic Halides (TOX)	mg/L	NA	NA	NA	0.0200	0.0180	0.00346	0.014	0.02
Total Oxygen Demand (TOD)	mg/L	NA	NA	NA	NC	NC	NC	34	34
METALS									
Aluminum	mg/L	NA	NA	NA	NC	NC	NC	NC	NC
Antimony	mg/L	NA	NA	NA	NC	NC	NC	**0.00017**	**0.00017**
Arsenic	mg/L	NA	NA	NA	NC	NC	NC	**0.00041**	**0.00041**
Barium	mg/L	NA	NA	NA	NC	NC	NC	**0.046**	**0.046**
Beryllium	mg/L	NA	NA	NA	NC	NC	NC	NC	NC
Boron	mg/L	NA	NA	NA	NC	NC	NC	NC	NC
Cadmium	mg/L	NA	NA	NA	NC	NC	NC	NC	NC
Calcium	mg/L	240	180	170	240	236	148	5	470
Chromium-Hexavalent	mg/L	NA	NA	NA	NC	NC	NC	NC	NC
Chromium-Total	mg/L	NA	NA	NA	13.0	13.0	0.0	13	13
Cobalt	mg/L	NA	NA	NA	NC	NC	NC	NC	NC
Copper	mg/L	NA	NA	NA	NC	NC	NC	**0.0023**	**0.0023**
Iron	mg/L	NA	NA	NA	NC	NC	NC	NC	NC
Lead	mg/L	NA	NA	NA	NC	NC	NC	NC	NC
Magnesium	mg/L	0.060	0.0043	**0.0092**	NC	NC	NC	0.0043	13
Manganese	mg/L	NA	NA	NA	NC	NC	NC	0.00009	**0.00031**
Mercury	mg/L	NA	NA	NA	NC	NC	NC	NC	NC
Molybdenum	mg/L	NA	NA	NA	NC	NC	NC	NC	NC
Nickel	mg/L	NA	NA	NA	NC	NC	NC	**0.00078**	**0.00078**
Phosphorus	mg/L	NA	NA	NA	0.0700	0.0700	0.0	0.07	0.07
Potassium	mg/L	NA	NA	NA	150	114	96.4	4.67	187
Selenium	mg/L	NA	NA	NA	NC	NC	NC	NC	NC
Silver	mg/L	NA	NA	NA	NC	NC	NC	NC	NC
Sodium	mg/L	270	300	310	210	202	86.0	16	310
Thallium	mg/L	NA	NA	NA	NC	NC	NC	NC	NC
Tin	mg/L	NA	NA	NA	NC	NC	NC	**0.00044**	**0.00044**
Vanadium	mg/L	NA	NA	NA	NC	NC	NC	**0.0017**	**0.0017**
Zinc	mg/L	NA	NA	NA	0.00360	0.102	0.171	**0.0036**	0.30
VOLATILE ORGANIC COMPOUNDS									
1,1,1-Trichloroethane	µg/L	0.12	0.12	0.15	0.320	0.319	0.207	0.12	1.0
1,1-Dichloroethane	µg/L	**0.46**	**0.41**	**0.42**	0.590	0.825	0.604	0.18	2.5
1,1-Dichloroethene	µg/L	0.12	0.12	0.18	0.340	0.309	0.184	0.12	0.9
1,2-Dichloropropane	µg/L	0.50	0.75	0.062	0.290	0.306	0.169	0.062	**0.46**
2-Butanone (MEK)	µg/L	1.2	**2.4**	3.3	1.20	2.55	2.43	0.70	8.2
Acetone	µg/L	540	1400	860	620	630	445	25	1400
Carbon Disulfide	µg/L	0.36	0.36	0.89	0.360	0.405	0.209	0.26	0.79
Chloroform	µg/L	1.4	0.17	0.049	0.280	0.528	0.597	0.049	1.9
Dichlorodifluoromethane	µg/L	2.6	3.9	3.0	3.90	4.79	4.22	0.22	18.7
Methylene Chloride	µg/L	0.15	0.15	0.057	NC	NC	NC	0.057	11.3
o-Xylene	µg/L	0.41	0.41	0.074	NC	NC	NC	NC	NC
Tetrachloroethene	µg/L	4.3	3.5	3.6	4.50	5.37	3.24	2.8	16.8
Toluene	µg/L	0.22	0.22	0.085	NC	NC	NC	0.085	**0.19**
Trichloroethene	µg/L	0.50	0.71	**0.18**	NC	NC	NC	**0.18**	1.4
Trichlorofluoromethane	µg/L	**1.0**	**0.91**	0.96	0.960	1.10	0.717	0.25	3.7
Vinyl Chloride	µg/L	0.13	**0.25**	0.19	NC	NC	NC	0.13	**0.41**
SEMI-VOLATILE ORGANIC COMPOUNDS: ND									
HERBICIDES, PESTICIDES & PCBs									
4,4'-DDE	µg/L	NA	NA	NA	0.000400	0.000400	0.0	**0.0004**	**0.0004**

[EA] (Extended analysis) - Appendix I and Appendix II constituents analyzed. Other monitoring periods analyzed for routine monitoring parameters. Only detected compounds included above.

TABLE 5-19
MID-VALLEY SANITARY LANDFILL
HISTORICAL SUMMARY - MONITORING WELL F-19

ANALYTE	UNITS	Feb 2000	Apr 2000	Jul 2000	Oct 2000	Jan 2001	Apr 2001
GENERAL CHEMISTRY							
Dissolved Oxygen	mg/L	NA	NA	NA	NA	NA	NA
Oxidation-Reduction Potential	mV	NA	NA	NA	NA	NA	NA
pH	units	7.9	7.8	NA	NA	NA	NA
Specific Conductance	µmhos/cm	NA	210	NA	NA	NA	NA
Temperature	C°	16	17	NA	NA	NA	NA
Turbidity	NTU	NA	NA	NA	NA	NA	NA
GENERAL CHEMISTRY							
Alkalinity	mg/L	NA	NA	NA	NA	NA	NA
Anions	meq/L	NA	NA	NA	NA	NA	NA
Bicarbonate	mg/L	NA	NA	NA	NA	NA	NA
Biological Oxygen Demand (BOD)	mg/L	NA	NA	NA	NA	NA	NA
Carbonate	mg/L	NA	NA	NA	NA	NA	NA
Cations	meq/L	NA	NA	NA	NA	NA	NA
Chemical Oxygen Demand (COD)	mg/L	NA	NA	NA	NA	NA	NA
Chloride	mg/L	4	3	NA	NA	NA	NA
Fluoride	mg/L	NA	NA	NA	NA	NA	NA
Hardness	mg/L	NA	NA	NA	NA	NA	NA
Hydroxide	mg/L	NA	NA	NA	NA	NA	NA
Nitrate (as N)	mg/L	2.7	2.5	NA	NA	NA	NA
Perchlorate	mg/L	NA	NA	NA	NA	NA	NA
Phosphate	mg/L	NA	NA	NA	NA	NA	NA
Sulfate	mg/L	22	22	NA	NA	NA	NA
Total Dissolved Solids (TDS)	mg/L	240	230	NA	NA	NA	NA
Total Organic Carbon (TOC)	mg/L	NA	NA	NA	NA	NA	NA
Total Organic Halides (TOX)	mg/L	NA	NA	NA	NA	NA	NA
Total Oxygen Demand (TOD)	mg/L	NA	NA	NA	NA	NA	NA
METALS							
Aluminum	mg/L	NA	NA	NA	NA	NA	NA
Antimony	mg/L	NA	NA	NA	NA	NA	NA
Arsenic	mg/L	NA	NA	NA	NA	NA	NA
Barium	mg/L	NA	NA	NA	NA	NA	NA
Beryllium	mg/L	NA	NA	NA	NA	NA	NA
Boron	mg/L	NA	NA	NA	NA	NA	NA
Cadmium	mg/L	NA	NA	NA	NA	NA	NA
Calcium	mg/L	55	50	NA	NA	NA	NA
Chromium-Hexavalent	mg/L	NA	NA	NA	NA	NA	NA
Chromium-Total	mg/L	NA	NA	NA	NA	NA	NA
Cobalt	mg/L	NA	NA	NA	NA	NA	NA
Copper	mg/L	NA	NA	NA	NA	NA	NA
Iron	mg/L	NA	NA	NA	NA	NA	NA
Lead	mg/L	NA	NA	NA	NA	NA	NA
Magnesium	mg/L	7	8	NA	NA	NA	NA
Manganese	mg/L	NA	NA	NA	NA	NA	NA
Mercury	mg/L	NA	NA	NA	NA	NA	NA
Molybdenum	mg/L	NA	NA	NA	NA	NA	NA
Nickel	mg/L	NA	NA	NA	NA	NA	NA
Phosphorus	mg/L	NA	NA	NA	NA	NA	NA
Potassium	mg/L	NA	NA	NA	NA	NA	NA
Selenium	mg/L	NA	NA	NA	NA	NA	NA
Silver	mg/L	NA	NA	NA	NA	NA	NA
Sodium	mg/L	10	9	NA	NA	NA	NA
Thallium	mg/L	NA	NA	NA	NA	NA	NA
Vanadium	mg/L	NA	NA	NA	NA	NA	NA
Zinc	mg/L	NA	NA	NA	NA	NA	NA
VOLATILE ORGANIC COMPOUNDS							
1,1-Dichloroethane	µg/L	0.31	0.39	NA	NA	NA	NA
1,1-Dichloroethene	µg/L	0.19	0.37	NA	NA	NA	NA
Acetone	µg/L	3.9	8.6	NA	NA	NA	NA
Benzene	µg/L	0.15	0.24	NA	NA	NA	NA
cis-1,2-Dichloroethene	µg/L	0.19	0.48	NA	NA	NA	NA
Chloroform	µg/L	0.24	0.30	NA	NA	NA	NA
Chloromethane	µg/L	NA	NA	NA	NA	NA	NA
Dichlorodifluoromethane	µg/L	**0.46**	2.0	NA	NA	NA	NA
Methylene Chloride	µg/L	0.27	0.42	NA	NA	NA	NA
o-Xylene	µg/L	0.22	0.24	NA	NA	NA	NA
Tetrachloroethene	µg/L	0.5	1.3	NA	NA	NA	NA
Toluene	µg/L	0.14	0.24	NA	NA	NA	NA
Trichloroethene	µg/L	0.17	0.35	NA	NA	NA	NA
Trichlorofluoromethane	µg/L	0.43	**0.31**	NA	NA	NA	NA
SEMI-VOLATILE ORGANIC COMPOUNDS: NA							

EA (Extended analysis) - Appendix I and Appendix II constituents analyzed. Other monitoring periods analyzed for routine monitoring parameters. Only detected compounds included above.

TABLE 5-19 (CONT'D)
MID-VALLEY SANITARY LANDFILL
HISTORICAL SUMMARY - MONITORING WELL F-19

ANALYTE	UNITS	Jul 2001	Oct 2001	Jan 2002	Apr 2002	Jul 2002	Oct 2002	Jan 2003	Apr 2003	Jul 2003	Oct 2003
GENERAL CHEMISTRY											
Dissolved Oxygen	mg/L	DRY	NA	DRY	DRY	NA	NA	NA	NA	NA	NA
Oxidation-Reduction Potential	mV	DRY	NA	DRY	DRY	NA	NA	NA	NA	NA	NA
pH	units	DRY	NA	DRY	DRY	NA	NA	NA	NA	NA	NA
Specific Conductance	µmhos/cm	DRY	NA	DRY	DRY	NA	NA	NA	NA	NA	NA
Temperature	C°	DRY	NA	DRY	DRY	NA	NA	NA	NA	NA	NA
Turbidity	NTU	DRY	NA	DRY	DRY	NA	NA	NA	NA	NA	NA
GENERAL CHEMISTRY											
Alkalinity	mg/L	DRY	NA	DRY	DRY	NA	NA	NA	NA	NA	NA
Anions	meq/L	DRY	NA	DRY	DRY	NA	NA	NA	NA	NA	NA
Bicarbonate	mg/L	DRY	NA	DRY	DRY	NA	NA	NA	NA	NA	NA
Biological Oxygen Demand (BOD)	mg/L	DRY	NA	DRY	DRY	NA	NA	NA	NA	NA	NA
Carbonate	mg/L	DRY	NA	DRY	DRY	NA	NA	NA	NA	NA	NA
Cations	meq/L	DRY	NA	DRY	DRY	NA	NA	NA	NA	NA	NA
Chemical Oxygen Demand (COD)	mg/L	DRY	NA	DRY	DRY	NA	NA	NA	NA	NA	NA
Chloride	mg/L	DRY	NA	DRY	DRY	NA	NA	NA	NA	NA	NA
Fluoride	mg/L	DRY	NA	DRY	DRY	NA	NA	NA	NA	NA	NA
Hardness	mg/L	DRY	NA	DRY	DRY	NA	NA	NA	NA	NA	NA
Hydroxide	mg/L	DRY	NA	DRY	DRY	NA	NA	NA	NA	NA	NA
Nitrate (as N)	mg/L	DRY	NA	DRY	DRY	NA	NA	NA	NA	NA	NA
Perchlorate	mg/L	DRY	NA	DRY	DRY	NA	NA	NA	NA	NA	NA
Phosphate	mg/L	DRY	NA	DRY	DRY	NA	NA	NA	NA	NA	NA
Sulfate	mg/L	DRY	NA	DRY	DRY	NA	NA	NA	NA	NA	NA
Total Dissolved Solids (TDS)	mg/L	DRY	NA	DRY	DRY	NA	NA	NA	NA	NA	NA
Total Organic Carbon (TOC)	mg/L	DRY	NA	DRY	DRY	NA	NA	NA	NA	NA	NA
Total Organic Halides (TOX)	mg/L	DRY	NA	DRY	DRY	NA	NA	NA	NA	NA	NA
Total Oxygen Demand (TOD)	mg/L	DRY	NA	DRY	DRY	NA	NA	NA	NA	NA	NA
METALS											
Aluminum	mg/L	DRY	NA	DRY	DRY	NA	NA	NA	NA	NA	NA
Antimony	mg/L	DRY	NA	DRY	DRY	NA	NA	NA	NA	NA	NA
Arsenic	mg/L	DRY	NA	DRY	DRY	NA	NA	NA	NA	NA	NA
Barium	mg/L	DRY	NA	DRY	DRY	NA	NA	NA	NA	NA	NA
Beryllium	mg/L	DRY	NA	DRY	DRY	NA	NA	NA	NA	NA	NA
Boron	mg/L	DRY	NA	DRY	DRY	NA	NA	NA	NA	NA	NA
Cadmium	mg/L	DRY	NA	DRY	DRY	NA	NA	NA	NA	NA	NA
Calcium	mg/L	DRY	NA	DRY	DRY	NA	NA	NA	NA	NA	NA
Chromium-Hexavalent	mg/L	DRY	NA	DRY	DRY	NA	NA	NA	NA	NA	NA
Chromium-Total	mg/L	DRY	NA	DRY	DRY	NA	NA	NA	NA	NA	NA
Cobalt	mg/L	DRY	NA	DRY	DRY	NA	NA	NA	NA	NA	NA
Copper	mg/L	DRY	NA	DRY	DRY	NA	NA	NA	NA	NA	NA
Iron	mg/L	DRY	NA	DRY	DRY	NA	NA	NA	NA	NA	NA
Lead	mg/L	DRY	NA	DRY	DRY	NA	NA	NA	NA	NA	NA
Magnesium	mg/L	DRY	NA	DRY	DRY	NA	NA	NA	NA	NA	NA
Manganese	mg/L	DRY	NA	DRY	DRY	NA	NA	NA	NA	NA	NA
Mercury	mg/L	DRY	NA	DRY	DRY	NA	NA	NA	NA	NA	NA
Molybdenum	mg/L	DRY	NA	DRY	DRY	NA	NA	NA	NA	NA	NA
Nickel	mg/L	DRY	NA	DRY	DRY	NA	NA	NA	NA	NA	NA
Phosphorus	mg/L	DRY	NA	DRY	DRY	NA	NA	NA	NA	NA	NA
Potassium	mg/L	DRY	NA	DRY	DRY	NA	NA	NA	NA	NA	NA
Selenium	mg/L	DRY	NA	DRY	DRY	NA	NA	NA	NA	NA	NA
Silver	mg/L	DRY	NA	DRY	DRY	NA	NA	NA	NA	NA	NA
Sodium	mg/L	DRY	NA	DRY	DRY	NA	NA	NA	NA	NA	NA
Thallium	mg/L	DRY	NA	DRY	DRY	NA	NA	NA	NA	NA	NA
Vanadium	mg/L	DRY	NA	DRY	DRY	NA	NA	NA	NA	NA	NA
Zinc	mg/L	DRY	NA	DRY	DRY	NA	NA	NA	NA	NA	NA
VOLATILE ORGANIC COMPOUNDS											
1,1-Dichloroethane	µg/L	DRY	NA	DRY	DRY	NA	NA	NA	NA	NA	NA
1,1-Dichloroethene	µg/L	DRY	NA	DRY	DRY	NA	NA	NA	NA	NA	NA
Acetone	µg/L	DRY	NA	DRY	DRY	NA	NA	NA	NA	NA	NA
Benzene	µg/L	DRY	NA	DRY	DRY	NA	NA	NA	NA	NA	NA
cis-1,2-Dichloroethene	µg/L	DRY	NA	DRY	DRY	NA	NA	NA	NA	NA	NA
Chloroform	µg/L	DRY	NA	DRY	DRY	NA	NA	NA	NA	NA	NA
Chloromethane	µg/L	DRY	NA	DRY	DRY	NA	NA	NA	NA	NA	NA
Dichlorodifluoromethane	µg/L	DRY	NA	DRY	DRY	NA	NA	NA	NA	NA	NA
Methylene Chloride	µg/L	DRY	NA	DRY	DRY	NA	NA	NA	NA	NA	NA
o-Xylene	µg/L	DRY	NA	DRY	DRY	NA	NA	NA	NA	NA	NA
Tetrachloroethene	µg/L	DRY	NA	DRY	DRY	NA	NA	NA	NA	NA	NA
Toluene	µg/L	DRY	NA	DRY	DRY	NA	NA	NA	NA	NA	NA
Trichloroethene	µg/L	DRY	NA	DRY	DRY	NA	NA	NA	NA	NA	NA
Trichlorofluoromethane	µg/L	DRY	NA	DRY	DRY	NA	NA	NA	NA	NA	NA
SEMI-VOLATILE ORGANIC COMPOUNDS: NA											

[EA] (Extended analysis) - Appendix I and Appendix II constituents analyzed. Other monitoring periods analyzed for routine monitoring parameters. Only detected compounds included above.

TABLE 5-19 (CONT'D)
MID-VALLEY SANITARY LANDFILL
HISTORICAL SUMMARY - MONITORING WELL F-19

ANALYTE	UNITS	Jan 2004	Apr 2004	Jul 2004	Oct 2004	Jan 2005	Apr 2005	Jul 2005	Oct 2005	Jan 2006	Apr 2006
GENERAL CHEMISTRY											
Dissolved Oxygen	mg/L	NA	NA	NA	NA	NA	DRY	DRY	DRY	DRY	DRY
Oxidation-Reduction Potential	mV	NA	NA	NA	NA	NA	DRY	DRY	DRY	DRY	DRY
pH	units	NA	NA	NA	NA	NA	DRY	DRY	DRY	DRY	DRY
Specific Conductance	µmhos/cm	NA	NA	NA	NA	NA	DRY	DRY	DRY	DRY	DRY
Temperature	C°	NA	NA	NA	NA	NA	DRY	DRY	DRY	DRY	DRY
Turbidity	NTU	NA	NA	NA	NA	NA	DRY	DRY	DRY	DRY	DRY
GENERAL CHEMISTRY											
Alkalinity	mg/L	NA	NA	NA	NA	NA	DRY	DRY	DRY	DRY	DRY
Anions	meq/L	NA	NA	NA	NA	NA	DRY	DRY	DRY	DRY	DRY
Bicarbonate	mg/L	NA	NA	NA	NA	NA	DRY	DRY	DRY	DRY	DRY
Biological Oxygen Demand (BOD)	mg/L	NA	NA	NA	NA	NA	DRY	DRY	DRY	DRY	DRY
Carbonate	mg/L	NA	NA	NA	NA	NA	DRY	DRY	DRY	DRY	DRY
Cations	meq/L	NA	NA	NA	NA	NA	DRY	DRY	DRY	DRY	DRY
Chemical Oxygen Demand (COD)	mg/L	NA	NA	NA	NA	NA	DRY	DRY	DRY	DRY	DRY
Chloride	mg/L	NA	NA	NA	NA	NA	DRY	DRY	DRY	DRY	DRY
Fluoride	mg/L	NA	NA	NA	NA	NA	DRY	DRY	DRY	DRY	DRY
Hardness	mg/L	NA	NA	NA	NA	NA	DRY	DRY	DRY	DRY	DRY
Hydroxide	mg/L	NA	NA	NA	NA	NA	DRY	DRY	DRY	DRY	DRY
Nitrate (as N)	mg/L	NA	NA	NA	NA	NA	DRY	DRY	DRY	DRY	DRY
Perchlorate	mg/L	NA	NA	NA	NA	NA	DRY	DRY	DRY	DRY	DRY
Phosphate	mg/L	NA	NA	NA	NA	NA	DRY	DRY	DRY	DRY	DRY
Sulfate	mg/L	NA	NA	NA	NA	NA	DRY	DRY	DRY	DRY	DRY
Total Dissolved Solids (TDS)	mg/L	NA	NA	NA	NA	NA	DRY	DRY	DRY	DRY	DRY
Total Organic Carbon (TOC)	mg/L	NA	NA	NA	NA	NA	DRY	DRY	DRY	DRY	DRY
Total Organic Halides (TOX)	mg/L	NA	NA	NA	NA	NA	DRY	DRY	DRY	DRY	DRY
Total Oxygen Demand (TOD)	mg/L	NA	NA	NA	NA	NA	DRY	DRY	DRY	DRY	DRY
METALS											
Aluminum	mg/L	NA	NA	NA	NA	NA	DRY	DRY	DRY	DRY	DRY
Antimony	mg/L	NA	NA	NA	NA	NA	DRY	DRY	DRY	DRY	DRY
Arsenic	mg/L	NA	NA	NA	NA	NA	DRY	DRY	DRY	DRY	DRY
Barium	mg/L	NA	NA	NA	NA	NA	DRY	DRY	DRY	DRY	DRY
Beryllium	mg/L	NA	NA	NA	NA	NA	DRY	DRY	DRY	DRY	DRY
Boron	mg/L	NA	NA	NA	NA	NA	DRY	DRY	DRY	DRY	DRY
Cadmium	mg/L	NA	NA	NA	NA	NA	DRY	DRY	DRY	DRY	DRY
Calcium	mg/L	NA	NA	NA	NA	NA	DRY	DRY	DRY	DRY	DRY
Chromium-Hexavalent	mg/L	NA	NA	NA	NA	NA	DRY	DRY	DRY	DRY	DRY
Chromium-Total	mg/L	NA	NA	NA	NA	NA	DRY	DRY	DRY	DRY	DRY
Cobalt	mg/L	NA	NA	NA	NA	NA	DRY	DRY	DRY	DRY	DRY
Copper	mg/L	NA	NA	NA	NA	NA	DRY	DRY	DRY	DRY	DRY
Iron	mg/L	NA	NA	NA	NA	NA	DRY	DRY	DRY	DRY	DRY
Lead	mg/L	NA	NA	NA	NA	NA	DRY	DRY	DRY	DRY	DRY
Magnesium	mg/L	NA	NA	NA	NA	NA	DRY	DRY	DRY	DRY	DRY
Manganese	mg/L	NA	NA	NA	NA	NA	DRY	DRY	DRY	DRY	DRY
Mercury	mg/L	NA	NA	NA	NA	NA	DRY	DRY	DRY	DRY	DRY
Molybdenum	mg/L	NA	NA	NA	NA	NA	DRY	DRY	DRY	DRY	DRY
Nickel	mg/L	NA	NA	NA	NA	NA	DRY	DRY	DRY	DRY	DRY
Phosphorus	mg/L	NA	NA	NA	NA	NA	DRY	DRY	DRY	DRY	DRY
Potassium	mg/L	NA	NA	NA	NA	NA	DRY	DRY	DRY	DRY	DRY
Selenium	mg/L	NA	NA	NA	NA	NA	DRY	DRY	DRY	DRY	DRY
Silver	mg/L	NA	NA	NA	NA	NA	DRY	DRY	DRY	DRY	DRY
Sodium	mg/L	NA	NA	NA	NA	NA	DRY	DRY	DRY	DRY	DRY
Thallium	mg/L	NA	NA	NA	NA	NA	DRY	DRY	DRY	DRY	DRY
Vanadium	mg/L	NA	NA	NA	NA	NA	DRY	DRY	DRY	DRY	DRY
Zinc	mg/L	NA	NA	NA	NA	NA	DRY	DRY	DRY	DRY	DRY
VOLATILE ORGANIC COMPOUNDS											
1,1-Dichloroethane	µg/L	NA	NA	NA	NA	NA	DRY	DRY	DRY	DRY	DRY
1,1-Dichloroethene	µg/L	NA	NA	NA	NA	NA	DRY	DRY	DRY	DRY	DRY
Acetone	µg/L	NA	NA	NA	NA	NA	DRY	DRY	DRY	DRY	DRY
Benzene	µg/L	NA	NA	NA	NA	NA	DRY	DRY	DRY	DRY	DRY
cis-1,2-Dichloroethene	µg/L	NA	NA	NA	NA	NA	DRY	DRY	DRY	DRY	DRY
Chloroform	µg/L	NA	NA	NA	NA	NA	DRY	DRY	DRY	DRY	DRY
Chloromethane	µg/L	NA	NA	NA	NA	NA	DRY	DRY	DRY	DRY	DRY
Dichlorodifluoromethane	µg/L	NA	NA	NA	NA	NA	DRY	DRY	DRY	DRY	DRY
Methylene Chloride	µg/L	NA	NA	NA	NA	NA	DRY	DRY	DRY	DRY	DRY
o-Xylene	µg/L	NA	NA	NA	NA	NA	DRY	DRY	DRY	DRY	DRY
Tetrachloroethene	µg/L	NA	NA	NA	NA	NA	DRY	DRY	DRY	DRY	DRY
Toluene	µg/L	NA	NA	NA	NA	NA	DRY	DRY	DRY	DRY	DRY
Trichloroethene	µg/L	NA	NA	NA	NA	NA	DRY	DRY	DRY	DRY	DRY
Trichlorofluoromethane	µg/L	NA	NA	NA	NA	NA	DRY	DRY	DRY	DRY	DRY
SEMI-VOLATILE ORGANIC COMPOUNDS: NA											

[EA] (Extended analysis) - Appendix I and Appendix II constituents analyzed. Other monitoring periods analyzed for routine monitoring parameters. Only detected compounds included above.

TABLE 5-19 (CONT'D)
MID-VALLEY SANITARY LANDFILL
HISTORICAL SUMMARY - MONITORING WELL F-19

ANALYTE	UNITS	Jul 2006	Oct 2006	Jan 2007	Apr 2007	Jul 2007	Oct 2007	Jan 2008	Apr 2008	Jul 2008	Oct 2008
GENERAL CHEMISTRY											
Dissolved Oxygen	mg/L	DRY	NA	NA	NA	NA	NA	NA	DRY	DRY	DRY
Oxidation-Reduction Potential	mV	DRY	NA	NA	NA	NA	NA	NA	DRY	DRY	DRY
pH	units	DRY	6.9	7.7	7.0	7.4	7.4	7.4	DRY	DRY	DRY
Specific Conductance	µmhos/cm	DRY	360	410	380	450	360	360	DRY	DRY	DRY
Temperature	C°	DRY	20.3	20.1	21.3	20.1	17.7	17.8	DRY	DRY	DRY
Turbidity	NTU	DRY	NA	NA	NA	NA	NA	NA	DRY	DRY	DRY
GENERAL CHEMISTRY											
Alkalinity	mg/L	DRY	NA	NA	NA	NA	NA	NA	DRY	DRY	DRY
Anions	meq/L	DRY	NA	NA	NA	NA	NA	NA	DRY	DRY	DRY
Bicarbonate	mg/L	DRY	NA	NA	NA	NA	NA	NA	DRY	DRY	DRY
Biological Oxygen Demand (BOD)	mg/L	DRY	NA	NA	NA	NA	NA	NA	DRY	DRY	DRY
Carbonate	mg/L	DRY	NA	NA	NA	NA	NA	NA	DRY	DRY	DRY
Cations	meq/L	DRY	NA	NA	NA	NA	NA	NA	DRY	DRY	DRY
Chemical Oxygen Demand (COD)	mg/L	DRY	NA	NA	NA	NA	NA	NA	DRY	DRY	DRY
Chloride	mg/L	DRY	4.1	6.0	6.1	5.4	4.4	4.2	DRY	DRY	DRY
Fluoride	mg/L	DRY	NA	NA	NA	NA	NA	NA	DRY	DRY	DRY
Hardness	mg/L	DRY	NA	NA	NA	NA	NA	NA	DRY	DRY	DRY
Hydroxide	mg/L	DRY	NA	NA	NA	NA	NA	NA	DRY	DRY	DRY
Nitrate (as N)	mg/L	DRY	4.9	6.2	5.8	4.9	4.3	4.0	DRY	DRY	DRY
Perchlorate	mg/L	DRY	0.00046	0.00046	0.00046	0.00046	0.00046	0.00030	DRY	DRY	DRY
Phosphate	mg/L	DRY	NA	NA	NA	NA	NA	NA	DRY	DRY	DRY
Sulfate	mg/L	DRY	20	22	24	22	22	21	DRY	DRY	DRY
Total Dissolved Solids (TDS)	mg/L	DRY	240	300	270	280	300	290	DRY	DRY	DRY
Total Organic Carbon (TOC)	mg/L	DRY	NA	NA	NA	NA	NA	NA	DRY	DRY	DRY
Total Organic Halides (TOX)	mg/L	DRY	NA	NA	NA	NA	NA	NA	DRY	DRY	DRY
Total Oxygen Demand (TOD)	mg/L	DRY	NA	NA	NA	NA	NA	NA	DRY	DRY	DRY
METALS											
Aluminum	mg/L	DRY	NA	NA	NA	NA	NA	NA	DRY	DRY	DRY
Antimony	mg/L	DRY	NA	NA	NA	NA	NA	NA	DRY	DRY	DRY
Arsenic	mg/L	DRY	NA	NA	NA	NA	NA	NA	DRY	DRY	DRY
Barium	mg/L	DRY	NA	NA	NA	NA	NA	NA	DRY	DRY	DRY
Beryllium	mg/L	DRY	NA	NA	NA	NA	NA	NA	DRY	DRY	DRY
Boron	mg/L	DRY	NA	NA	NA	NA	NA	NA	DRY	DRY	DRY
Cadmium	mg/L	DRY	NA	NA	NA	NA	NA	NA	DRY	DRY	DRY
Calcium	mg/L	DRY	74	83	76	73	68	70	DRY	DRY	DRY
Chromium-Hexavalent	mg/L	DRY	NA	NA	NA	NA	NA	NA	DRY	DRY	DRY
Chromium-Total	mg/L	DRY	NA	NA	NA	NA	NA	NA	DRY	DRY	DRY
Cobalt	mg/L	DRY	NA	NA	NA	NA	NA	NA	DRY	DRY	DRY
Copper	mg/L	DRY	NA	NA	NA	NA	NA	NA	DRY	DRY	DRY
Iron	mg/L	DRY	NA	NA	NA	NA	NA	NA	DRY	DRY	DRY
Lead	mg/L	DRY	NA	NA	NA	NA	NA	NA	DRY	DRY	DRY
Magnesium	mg/L	DRY	11	13	11	11	11	10	DRY	DRY	DRY
Manganese	mg/L	DRY	NA	NA	NA	NA	NA	NA	DRY	DRY	DRY
Mercury	mg/L	DRY	NA	NA	NA	NA	NA	NA	DRY	DRY	DRY
Molybdenum	mg/L	DRY	NA	NA	NA	NA	NA	NA	DRY	DRY	DRY
Nickel	mg/L	DRY	NA	NA	NA	NA	NA	NA	DRY	DRY	DRY
Phosphorus	mg/L	DRY	NA	NA	NA	NA	NA	NA	DRY	DRY	DRY
Potassium	mg/L	DRY	NA	NA	NA	NA	NA	NA	DRY	DRY	DRY
Selenium	mg/L	DRY	NA	NA	NA	NA	NA	NA	DRY	DRY	DRY
Silver	mg/L	DRY	NA	NA	NA	NA	NA	NA	DRY	DRY	DRY
Sodium	mg/L	DRY	12	15	11	11	15	11	DRY	DRY	DRY
Thallium	mg/L	DRY	NA	NA	NA	NA	NA	NA	DRY	DRY	DRY
Vanadium	mg/L	DRY	NA	NA	NA	NA	NA	NA	DRY	DRY	DRY
Zinc	mg/L	DRY	NA	NA	NA	NA	NA	NA	DRY	DRY	DRY
VOLATILE ORGANIC COMPOUNDS											
1,1-Dichloroethane	µg/L	DRY	0.17	**0.20**	0.11	0.11	0.11	**0.21**	DRY	DRY	DRY
1,1-Dichloroethene	µg/L	DRY	0.15	0.15	0.12	0.12	0.12	0.16	DRY	DRY	DRY
Acetone	µg/L	DRY	6.2	6.2	6.2	6.2	6.2	7.4	DRY	DRY	DRY
Benzene	µg/L	DRY	0.13	0.13	0.14	0.12	0.12	0.18	DRY	DRY	DRY
cis-1,2-Dichloroethene	µg/L	DRY	0.19	0.19	0.13	0.11	0.11	0.32	DRY	DRY	DRY
Chloroform	µg/L	DRY	0.11	0.11	0.098	0.098	0.098	0.23	DRY	DRY	DRY
Chloromethane	µg/L	DRY	NA	NA	NA	NA	NA	NA	DRY	DRY	DRY
Dichlorodifluoromethane	µg/L	DRY	0.79	0.83	**0.43**	0.96	0.94	0.21	DRY	DRY	DRY
Methylene Chloride	µg/L	DRY	0.44	0.44	0.16	0.16	0.16	0.27	DRY	DRY	DRY
o-Xylene	µg/L	DRY	0.14	0.14	0.096	0.12	0.12	0.16	DRY	DRY	DRY
Tetrachloroethene	µg/L	DRY	3.8	6.3	3.4	3.6	2.0	3.5	DRY	DRY	DRY
Toluene	µg/L	DRY	0.15	0.15	0.12	0.12	0.12	0.14	DRY	DRY	DRY
Trichloroethene	µg/L	DRY	0.18	0.18	0.13	0.13	0.13	0.20	DRY	DRY	DRY
Trichlorofluoromethane	µg/L	DRY	**0.44**	**0.42**	**0.26**	**0.44**	0.50	0.61	DRY	DRY	DRY
SEMI-VOLATILE ORGANIC COMPOUNDS: NA											

[EA] (Extended analysis) - Appendix I and Appendix II constituents analyzed. Other monitoring periods analyzed for routine monitoring parameters. Only detected compounds included above.

TABLE 5-19 (CONT'D)
MID-VALLEY SANITARY LANDFILL
HISTORICAL SUMMARY - MONITORING WELL F-19

ANALYTE	UNITS	Jan 2009	Apr 2009	Jul 2009	Oct 2009	Jan 2010	Apr 2010	Jul 2010	Oct 2010	Jan 2011	Apr 2011
GENERAL CHEMISTRY											
Dissolved Oxygen	mg/L	DRY	DRY	DRY	DRY	DRY	DRY	DRY	DRY	DRY	DRY
Oxidation-Reduction Potential	mV	DRY	DRY	DRY	DRY	DRY	DRY	DRY	DRY	DRY	DRY
pH	units	DRY	DRY	DRY	DRY	DRY	DRY	DRY	DRY	DRY	DRY
Specific Conductance	µmhos/cm	DRY	DRY	DRY	DRY	DRY	DRY	DRY	DRY	DRY	DRY
Temperature	C°	DRY	DRY	DRY	DRY	DRY	DRY	DRY	DRY	DRY	DRY
Turbidity	NTU	DRY	DRY	DRY	DRY	DRY	DRY	DRY	DRY	DRY	DRY
GENERAL CHEMISTRY											
Alkalinity	mg/L	DRY	DRY	DRY	DRY	DRY	DRY	DRY	DRY	DRY	DRY
Anions	meq/L	DRY	DRY	DRY	DRY	DRY	DRY	DRY	DRY	DRY	DRY
Bicarbonate	mg/L	DRY	DRY	DRY	DRY	DRY	DRY	DRY	DRY	DRY	DRY
Biological Oxygen Demand (BOD)	mg/L	DRY	DRY	DRY	DRY	DRY	DRY	DRY	DRY	DRY	DRY
Carbonate	mg/L	DRY	DRY	DRY	DRY	DRY	DRY	DRY	DRY	DRY	DRY
Cations	meq/L	DRY	DRY	DRY	DRY	DRY	DRY	DRY	DRY	DRY	DRY
Chemical Oxygen Demand (COD)	mg/L	DRY	DRY	DRY	DRY	DRY	DRY	DRY	DRY	DRY	DRY
Chloride	mg/L	DRY	DRY	DRY	DRY	DRY	DRY	DRY	DRY	DRY	DRY
Fluoride	mg/L	DRY	DRY	DRY	DRY	DRY	DRY	DRY	DRY	DRY	DRY
Hardness	mg/L	DRY	DRY	DRY	DRY	DRY	DRY	DRY	DRY	DRY	DRY
Hydroxide	mg/L	DRY	DRY	DRY	DRY	DRY	DRY	DRY	DRY	DRY	DRY
Nitrate (as N)	mg/L	DRY	DRY	DRY	DRY	DRY	DRY	DRY	DRY	DRY	DRY
Perchlorate	mg/L	DRY	DRY	DRY	DRY	DRY	DRY	DRY	DRY	DRY	DRY
Phosphate	mg/L	DRY	DRY	DRY	DRY	DRY	DRY	DRY	DRY	DRY	DRY
Sulfate	mg/L	DRY	DRY	DRY	DRY	DRY	DRY	DRY	DRY	DRY	DRY
Total Dissolved Solids (TDS)	mg/L	DRY	DRY	DRY	DRY	DRY	DRY	DRY	DRY	DRY	DRY
Total Organic Carbon (TOC)	mg/L	DRY	DRY	DRY	DRY	DRY	DRY	DRY	DRY	DRY	DRY
Total Organic Halides (TOX)	mg/L	DRY	DRY	DRY	DRY	DRY	DRY	DRY	DRY	DRY	DRY
Total Oxygen Demand (TOD)	mg/L	DRY	DRY	DRY	DRY	DRY	DRY	DRY	DRY	DRY	DRY
METALS											
Aluminum	mg/L	DRY	DRY	DRY	DRY	DRY	DRY	DRY	DRY	DRY	DRY
Antimony	mg/L	DRY	DRY	DRY	DRY	DRY	DRY	DRY	DRY	DRY	DRY
Arsenic	mg/L	DRY	DRY	DRY	DRY	DRY	DRY	DRY	DRY	DRY	DRY
Barium	mg/L	DRY	DRY	DRY	DRY	DRY	DRY	DRY	DRY	DRY	DRY
Beryllium	mg/L	DRY	DRY	DRY	DRY	DRY	DRY	DRY	DRY	DRY	DRY
Boron	mg/L	DRY	DRY	DRY	DRY	DRY	DRY	DRY	DRY	DRY	DRY
Cadmium	mg/L	DRY	DRY	DRY	DRY	DRY	DRY	DRY	DRY	DRY	DRY
Calcium	mg/L	DRY	DRY	DRY	DRY	DRY	DRY	DRY	DRY	DRY	DRY
Chromium-Hexavalent	mg/L	DRY	DRY	DRY	DRY	DRY	DRY	DRY	DRY	DRY	DRY
Chromium-Total	mg/L	DRY	DRY	DRY	DRY	DRY	DRY	DRY	DRY	DRY	DRY
Cobalt	mg/L	DRY	DRY	DRY	DRY	DRY	DRY	DRY	DRY	DRY	DRY
Copper	mg/L	DRY	DRY	DRY	DRY	DRY	DRY	DRY	DRY	DRY	DRY
Iron	mg/L	DRY	DRY	DRY	DRY	DRY	DRY	DRY	DRY	DRY	DRY
Lead	mg/L	DRY	DRY	DRY	DRY	DRY	DRY	DRY	DRY	DRY	DRY
Magnesium	mg/L	DRY	DRY	DRY	DRY	DRY	DRY	DRY	DRY	DRY	DRY
Manganese	mg/L	DRY	DRY	DRY	DRY	DRY	DRY	DRY	DRY	DRY	DRY
Mercury	mg/L	DRY	DRY	DRY	DRY	DRY	DRY	DRY	DRY	DRY	DRY
Molybdenum	mg/L	DRY	DRY	DRY	DRY	DRY	DRY	DRY	DRY	DRY	DRY
Nickel	mg/L	DRY	DRY	DRY	DRY	DRY	DRY	DRY	DRY	DRY	DRY
Phosphorus	mg/L	DRY	DRY	DRY	DRY	DRY	DRY	DRY	DRY	DRY	DRY
Potassium	mg/L	DRY	DRY	DRY	DRY	DRY	DRY	DRY	DRY	DRY	DRY
Selenium	mg/L	DRY	DRY	DRY	DRY	DRY	DRY	DRY	DRY	DRY	DRY
Silver	mg/L	DRY	DRY	DRY	DRY	DRY	DRY	DRY	DRY	DRY	DRY
Sodium	mg/L	DRY	DRY	DRY	DRY	DRY	DRY	DRY	DRY	DRY	DRY
Thallium	mg/L	DRY	DRY	DRY	DRY	DRY	DRY	DRY	DRY	DRY	DRY
Vanadium	mg/L	DRY	DRY	DRY	DRY	DRY	DRY	DRY	DRY	DRY	DRY
Zinc	mg/L	DRY	DRY	DRY	DRY	DRY	DRY	DRY	DRY	DRY	DRY
VOLATILE ORGANIC COMPOUNDS											
1,1-Dichloroethane	µg/L	DRY	DRY	DRY	DRY	DRY	DRY	DRY	DRY	DRY	DRY
1,1-Dichloroethene	µg/L	DRY	DRY	DRY	DRY	DRY	DRY	DRY	DRY	DRY	DRY
Acetone	µg/L	DRY	DRY	DRY	DRY	DRY	DRY	DRY	DRY	DRY	DRY
Benzene	µg/L	DRY	DRY	DRY	DRY	DRY	DRY	DRY	DRY	DRY	DRY
cis-1,2-Dichloroethene	µg/L	DRY	DRY	DRY	DRY	DRY	DRY	DRY	DRY	DRY	DRY
Chloroform	µg/L	DRY	DRY	DRY	DRY	DRY	DRY	DRY	DRY	DRY	DRY
Chloromethane	µg/L	DRY	DRY	DRY	DRY	DRY	DRY	DRY	DRY	DRY	DRY
Dichlorodifluoromethane	µg/L	DRY	DRY	DRY	DRY	DRY	DRY	DRY	DRY	DRY	DRY
Methylene Chloride	µg/L	DRY	DRY	DRY	DRY	DRY	DRY	DRY	DRY	DRY	DRY
o-Xylene	µg/L	DRY	DRY	DRY	DRY	DRY	DRY	DRY	DRY	DRY	DRY
Tetrachloroethene	µg/L	DRY	DRY	DRY	DRY	DRY	DRY	DRY	DRY	DRY	DRY
Toluene	µg/L	DRY	DRY	DRY	DRY	DRY	DRY	DRY	DRY	DRY	DRY
Trichloroethene	µg/L	DRY	DRY	DRY	DRY	DRY	DRY	DRY	DRY	DRY	DRY
Trichlorofluoromethane	µg/L	DRY	DRY	DRY	DRY	DRY	DRY	DRY	DRY	DRY	DRY
SEMI-VOLATILE ORGANIC COMPOUNDS: NA											

[EA] (Extended analysis) - Appendix I and Appendix II constituents analyzed. Other monitoring periods analyzed for routine monitoring parameters. Only detected compounds included above.

TABLE 5-19 (CONT'D)
MID-VALLEY SANITARY LANDFILL
HISTORICAL SUMMARY - MONITORING WELL F-19

ANALYTE	UNITS	Jul 2011	Oct 2011	Jan 2012	May 2012	Aug 2012	Nov 2012	Feb 2013	May 2013	Aug 2013	Nov 2013
GENERAL CHEMISTRY											
Dissolved Oxygen	mg/L	DRY	DRY	NA	NA	NA	NA	NA	7.33	DRY	DRY
Oxidation-Reduction Potential	mV	DRY	DRY	NA	NA	NA	NA	NA	135	DRY	DRY
pH	units	DRY	DRY	7.09	7.10	6.97	7.34	6.91	7.05	DRY	DRY
Specific Conductance	µmhos/cm	DRY	DRY	666	540	506	482	434	450	DRY	DRY
Temperature	C°	DRY	DRY	16.6	18.9	19.7	19.7	17.6	19.22	DRY	DRY
Turbidity	NTU	DRY	DRY	NA	NA	NA	NA	NA	90.1	DRY	DRY
GENERAL CHEMISTRY											
Alkalinity	mg/L	DRY	DRY	NA	NA	NA	NA	NA	NA	DRY	DRY
Anions	meq/L	DRY	DRY	NA	NA	NA	NA	NA	NA	DRY	DRY
Bicarbonate	mg/L	DRY	DRY	NA	NA	NA	NA	NA	NA	DRY	DRY
Biological Oxygen Demand (BOD)	mg/L	DRY	DRY	NA	NA	NA	NA	NA	NA	DRY	DRY
Carbonate	mg/L	DRY	DRY	NA	NA	NA	NA	NA	NA	DRY	DRY
Cations	meq/L	DRY	DRY	NA	NA	NA	NA	NA	NA	DRY	DRY
Chemical Oxygen Demand (COD)	mg/L	DRY	DRY	NA	NA	NA	NA	NA	NA	DRY	DRY
Chloride	mg/L	DRY	DRY	5.9	5.9	5.4	4.5	3.9	3.7	DRY	DRY
Fluoride	mg/L	DRY	DRY	NA	NA	NA	NA	NA	NA	DRY	DRY
Hardness	mg/L	DRY	DRY	NA	NA	NA	NA	NA	NA	DRY	DRY
Hydroxide	mg/L	DRY	DRY	NA	NA	NA	NA	NA	NA	DRY	DRY
Nitrate (as N)	mg/L	DRY	DRY	5.0	5.3	4.4	3.6	3.1	2.9	DRY	DRY
Perchlorate	mg/L	DRY	DRY	0.00027	0.00081	0.00081	0.00081	0.00081	0.00081	DRY	DRY
Phosphate	mg/L	DRY	DRY	NA	NA	NA	NA	NA	NA	DRY	DRY
Sulfate	mg/L	DRY	DRY	19	24	23	23	21	20	DRY	DRY
Total Dissolved Solids (TDS)	mg/L	DRY	DRY	390	340	320	320	270	310	DRY	DRY
Total Organic Carbon (TOC)	mg/L	DRY	DRY	NA	NA	NA	NA	NA	NA	DRY	DRY
Total Organic Halides (TOX)	mg/L	DRY	DRY	NA	NA	NA	NA	NA	NA	DRY	DRY
Total Oxygen Demand (TOD)	mg/L	DRY	DRY	NA	NA	NA	NA	NA	NA	DRY	DRY
METALS											
Aluminum	mg/L	DRY	DRY	NA	NA	NA	NA	NA	NA	DRY	DRY
Antimony	mg/L	DRY	DRY	NA	NA	NA	NA	NA	NA	DRY	DRY
Arsenic	mg/L	DRY	DRY	NA	NA	NA	NA	NA	NA	DRY	DRY
Barium	mg/L	DRY	DRY	NA	NA	NA	NA	NA	NA	DRY	DRY
Beryllium	mg/L	DRY	DRY	NA	NA	NA	NA	NA	NA	DRY	DRY
Boron	mg/L	DRY	DRY	NA	NA	NA	NA	NA	NA	DRY	DRY
Cadmium	mg/L	DRY	DRY	NA	NA	NA	NA	NA	NA	DRY	DRY
Calcium	mg/L	DRY	DRY	99	81	78	67	70	73	DRY	DRY
Chromium-Hexavalent	mg/L	DRY	DRY	NA	NA	NA	NA	NA	NA	DRY	DRY
Chromium-Total	mg/L	DRY	DRY	NA	NA	NA	NA	NA	NA	DRY	DRY
Cobalt	mg/L	DRY	DRY	NA	NA	NA	NA	NA	NA	DRY	DRY
Copper	mg/L	DRY	DRY	NA	NA	NA	NA	NA	NA	DRY	DRY
Iron	mg/L	DRY	DRY	NA	NA	NA	NA	NA	NA	DRY	DRY
Lead	mg/L	DRY	DRY	NA	NA	NA	NA	NA	NA	DRY	DRY
Magnesium	mg/L	DRY	DRY	15	13	12	10	10	11	DRY	DRY
Manganese	mg/L	DRY	DRY	NA	NA	NA	NA	NA	NA	DRY	DRY
Mercury	mg/L	DRY	DRY	NA	NA	NA	NA	NA	NA	DRY	DRY
Molybdenum	mg/L	DRY	DRY	NA	NA	NA	NA	NA	NA	DRY	DRY
Nickel	mg/L	DRY	DRY	NA	NA	NA	NA	NA	NA	DRY	DRY
Phosphorus	mg/L	DRY	DRY	NA	NA	NA	NA	NA	NA	DRY	DRY
Potassium	mg/L	DRY	DRY	NA	NA	NA	NA	NA	NA	DRY	DRY
Selenium	mg/L	DRY	DRY	NA	NA	NA	NA	NA	NA	DRY	DRY
Silver	mg/L	DRY	DRY	NA	NA	NA	NA	NA	NA	DRY	DRY
Sodium	mg/L	DRY	DRY	19	15	15	25	12	12	DRY	DRY
Thallium	mg/L	DRY	DRY	NA	NA	NA	NA	NA	NA	DRY	DRY
Vanadium	mg/L	DRY	DRY	NA	NA	NA	NA	NA	NA	DRY	DRY
Zinc	mg/L	DRY	DRY	NA	NA	NA	NA	NA	NA	DRY	DRY
VOLATILE ORGANIC COMPOUNDS											
1,1-Dichloroethane	µg/L	DRY	DRY	1.2	**0.49**	0.11	**0.41**	0.11	0.70	DRY	DRY
1,1-Dichloroethene	µg/L	DRY	DRY	0.18	0.18	0.18	0.18	0.18	0.18	DRY	DRY
Acetone	µg/L	DRY	DRY	4.6	4.6	**9.4**[(5)]	4.6	4.6	4.6	DRY	DRY
Benzene	µg/L	DRY	DRY	0.083	0.083	0.083	0.083	0.083	0.083	DRY	DRY
cis-1,2-Dichloroethene	µg/L	DRY	DRY	0.085	0.085	0.085	0.085	0.085	0.085	DRY	DRY
Chloroform	µg/L	DRY	DRY	0.12	0.12	0.12	0.12	0.12	0.12	DRY	DRY
Chloromethane	µg/L	DRY	DRY	0.14	0.14	**0.19**[(5)]	0.14	0.14	0.14	DRY	DRY
Dichlorodifluoromethane	µg/L	DRY	DRY	1.1	1.7	1.1	1.9	3.2	2.1	DRY	DRY
Methylene Chloride	µg/L	DRY	DRY	0.48	0.48	0.48	0.48	0.48	0.48	DRY	DRY
o-Xylene	µg/L	DRY	DRY	0.082	0.082	0.082	0.082	0.082	0.082	DRY	DRY
Tetrachloroethene	µg/L	DRY	DRY	10	7.8	2.5	3.9	3.5	5.4	DRY	DRY
Toluene	µg/L	DRY	DRY	0.093	0.093	0.093	0.093	0.093	0.093	DRY	DRY
Trichloroethene	µg/L	DRY	DRY	**0.37**	**0.25**	0.085	**0.13**	0.085	**0.22**	DRY	DRY
Trichlorofluoromethane	µg/L	DRY	DRY	0.63	0.70	**0.37**	0.69	1.2	1.0	DRY	DRY
SEMI-VOLATILE ORGANIC COMPOUNDS: NA											

[EA] (Extended analysis) - Appendix I and Appendix II constituents analyzed. Other monitoring periods analyzed for routine monitoring parameters. Only detected compounds included above.

TABLE 5-19 (CONT'D)
MID-VALLEY SANITARY LANDFILL
HISTORICAL SUMMARY - MONITORING WELL F-19

ANALYTE	UNITS	Feb 2014	May 2014	Aug 2014	Nov 2014	Feb 2015	May 2015	MED.	AVG.	STD. DEV.	MIN.	MAX.
GENERAL CHEMISTRY												
Dissolved Oxygen	mg/L	DRY	DRY	DRY	DRY	DRY	DRY	7.30	6.04	2.21	3.48	7.33
Oxidation-Reduction Potential	mV	DRY	DRY	DRY	DRY	DRY	DRY	NC	NC	NC	135	135
pH	units	DRY	DRY	DRY	DRY	DRY	DRY	7.22	7.30	0.363	6.9	7.9
Specific Conductance	µmhos/cm	DRY	DRY	DRY	DRY	DRY	DRY	434	432	133	210	666
Temperature	C°	DRY	DRY	DRY	DRY	DRY	DRY	19.0	18.7	1.78	16	21.3
Turbidity	NTU	DRY	DRY	DRY	DRY	DRY	DRY	10.9	37.3	45.7	10.9	90.1
GENERAL CHEMISTRY												
Alkalinity	mg/L	DRY	DRY	DRY	DRY	DRY	DRY	NC	NC	NC	NC	NC
Anions	meq/L	DRY	DRY	DRY	DRY	DRY	DRY	NC	NC	NC	NC	NC
Bicarbonate	mg/L	DRY	DRY	DRY	DRY	DRY	DRY	NC	NC	NC	162	162
Biological Oxygen Demand (BOD)	mg/L	DRY	DRY	DRY	DRY	DRY	DRY	NC	NC	NC	NC	NC
Carbonate	mg/L	DRY	DRY	DRY	DRY	DRY	DRY	NC	NC	NC	NC	NC
Cations	meq/L	DRY	DRY	DRY	DRY	DRY	DRY	NC	NC	NC	NC	NC
Chemical Oxygen Demand (COD)	mg/L	DRY	DRY	DRY	DRY	DRY	DRY	NC	NC	NC	NC	NC
Chloride	mg/L	DRY	DRY	DRY	DRY	DRY	DRY	4.45	4.97	1.69	3	10.0
Fluoride	mg/L	DRY	DRY	DRY	DRY	DRY	DRY	NC	NC	NC	NC	NC
Hardness	mg/L	DRY	DRY	DRY	DRY	DRY	DRY	NC	NC	NC	3.0	194
Hydroxide	mg/L	DRY	DRY	DRY	DRY	DRY	DRY	NC	NC	NC	NC	NC
Nitrate (as N)	mg/L	DRY	DRY	DRY	DRY	DRY	DRY	4.35	4.18	1.44	1.13	6.2
Perchlorate	mg/L	DRY	DRY	DRY	DRY	DRY	DRY	NC	NC	NC	NC	NC
Phosphate	mg/L	DRY	DRY	DRY	DRY	DRY	DRY	NC	NC	NC	NC	NC
Sulfate	mg/L	DRY	DRY	DRY	DRY	DRY	DRY	22.0	21.6	2.10	16	24
Total Dissolved Solids (TDS)	mg/L	DRY	DRY	DRY	DRY	DRY	DRY	295	290	59.4	154	390
Total Organic Carbon (TOC)	mg/L	DRY	DRY	DRY	DRY	DRY	DRY	NC	NC	NC	NC	NC
Total Organic Halides (TOX)	mg/L	DRY	DRY	DRY	DRY	DRY	DRY	NC	NC	NC	NC	NC
Total Oxygen Demand (TOD)	mg/L	DRY	DRY	DRY	DRY	DRY	DRY	NC	NC	NC	NC	NC
METALS												
Aluminum	mg/L	DRY	DRY	DRY	DRY	DRY	DRY	NC	NC	NC	NC	NC
Antimony	mg/L	DRY	DRY	DRY	DRY	DRY	DRY	NC	NC	NC	NC	NC
Arsenic	mg/L	DRY	DRY	DRY	DRY	DRY	DRY	NC	NC	NC	NC	NC
Barium	mg/L	DRY	DRY	DRY	DRY	DRY	DRY	NC	NC	NC	NC	NC
Beryllium	mg/L	DRY	DRY	DRY	DRY	DRY	DRY	NC	NC	NC	NC	NC
Boron	mg/L	DRY	DRY	DRY	DRY	DRY	DRY	NC	NC	NC	NC	NC
Cadmium	mg/L	DRY	DRY	DRY	DRY	DRY	DRY	NC	NC	NC	NC	NC
Calcium	mg/L	DRY	DRY	DRY	DRY	DRY	DRY	73.0	72.5	15.0	43.4	99
Chromium-Hexavalent	mg/L	DRY	DRY	DRY	DRY	DRY	DRY	NC	NC	NC	NC	NC
Chromium-Total	mg/L	DRY	DRY	DRY	DRY	DRY	DRY	NC	NC	NC	NC	NC
Cobalt	mg/L	DRY	DRY	DRY	DRY	DRY	DRY	NC	NC	NC	NC	NC
Copper	mg/L	DRY	DRY	DRY	DRY	DRY	DRY	NC	NC	NC	NC	NC
Iron	mg/L	DRY	DRY	DRY	DRY	DRY	DRY	NC	NC	NC	NC	NC
Lead	mg/L	DRY	DRY	DRY	DRY	DRY	DRY	NC	NC	NC	NC	NC
Magnesium	mg/L	DRY	DRY	DRY	DRY	DRY	DRY	11.0	10.8	2.57	5.5	15
Manganese	mg/L	DRY	DRY	DRY	DRY	DRY	DRY	NC	NC	NC	0.00304	0.00304
Mercury	mg/L	DRY	DRY	DRY	DRY	DRY	DRY	NC	NC	NC	NC	NC
Molybdenum	mg/L	DRY	DRY	DRY	DRY	DRY	DRY	NC	NC	NC	NC	NC
Nickel	mg/L	DRY	DRY	DRY	DRY	DRY	DRY	NC	NC	NC	NC	NC
Phosphorus	mg/L	DRY	DRY	DRY	DRY	DRY	DRY	NC	NC	NC	NC	NC
Potassium	mg/L	DRY	DRY	DRY	DRY	DRY	DRY	NC	NC	NC	2.0	3.3
Selenium	mg/L	DRY	DRY	DRY	DRY	DRY	DRY	NC	NC	NC	NC	NC
Silver	mg/L	DRY	DRY	DRY	DRY	DRY	DRY	NC	NC	NC	NC	NC
Sodium	mg/L	DRY	DRY	DRY	DRY	DRY	DRY	12.0	14.7	7.31	6.9	37
Thallium	mg/L	DRY	DRY	DRY	DRY	DRY	DRY	NC	NC	NC	NC	NC
Vanadium	mg/L	DRY	DRY	DRY	DRY	DRY	DRY	NC	NC	NC	NC	NC
Zinc	mg/L	DRY	DRY	DRY	DRY	DRY	DRY	NC	NC	NC	**0.032**	**0.049**
VOLATILE ORGANIC COMPOUNDS												
1,1-Dichloroethane	µg/L	DRY	DRY	DRY	DRY	DRY	DRY	0.205	0.371	0.366	0.11	1.2
1,1-Dichloroethene	µg/L	DRY	DRY	DRY	DRY	DRY	DRY	0.180	0.330	0.635	0.12	2.7
Acetone	µg/L	DRY	DRY	DRY	DRY	DRY	DRY	NC	NC	NC	3.9	NC
Benzene	µg/L	DRY	DRY	DRY	DRY	DRY	DRY	NC	NC	NC	0.083	**0.17**
cis-1,2-Dichloroethene	µg/L	DRY	DRY	DRY	DRY	DRY	DRY	NC	NC	NC	0.085	**0.18**
Chloroform	µg/L	DRY	DRY	DRY	DRY	DRY	DRY	NC	NC	NC	0.098	**0.17**
Chloromethane	µg/L	DRY	DRY	DRY	DRY	DRY	DRY	NC	NC	NC	0.14	NC
Dichlorodifluoromethane	µg/L	DRY	DRY	DRY	DRY	DRY	DRY	1.03	1.32	0.949	0.21	3.2
Methylene Chloride	µg/L	DRY	DRY	DRY	DRY	DRY	DRY	NC	NC	NC	0.16	1.9
o-Xylene	µg/L	DRY	DRY	DRY	DRY	DRY	DRY	NC	NC	NC	0.082	**0.11**
Tetrachloroethene	µg/L	DRY	DRY	DRY	DRY	DRY	DRY	3.55	4.24	2.98	0.32	10
Toluene	µg/L	DRY	DRY	DRY	DRY	DRY	DRY	NC	NC	NC	0.093	**0.26**
Trichloroethene	µg/L	DRY	DRY	DRY	DRY	DRY	DRY	NC	NC	NC	0.085	1.2
Trichlorofluoromethane	µg/L	DRY	DRY	DRY	DRY	DRY	DRY	0.470	0.628	0.405	0.25	1.8
SEMI-VOLATILE ORGANIC COMPOUNDS: NA												

[EA] (Extended analysis) - Appendix I and Appendix II constituents analyzed. Other monitoring periods analyzed for routine monitoring parameters. Only detected compounds included above.

TABLE 5-20
MID-VALLEY SANITARY LANDFILL
UMMARY - MONITORING WELL F-20

ANALYTE	UNITS	Feb 2000	Apr 2000	Jul 2000	Oct[EA] 2000	Jan 2001	Apr 2001	Jul 2001	Oct 2001	Jan 2002
FIELD PARAMETERS										
Dissolved Oxygen	mg/L	NA	NA	6.8	7.0	6.9	4.6	3.7	4.0	6.5
Oxidation-Reduction Potential	mV	NA	NA	NA	NA	NA	NA	NA	NA	NA
pH	units	7.5	7.5	7.7	7.2	6.8	8.5	7.1	6.9	7.3
Specific Conductance	µmhos/cm	NA	250	360	450	360	240	390	370	340
Temperature	C°	17	17	22	20	18	18	22	22	19.9
Turbidity	NTU	NA	NA	0	0	0	0	0	0	0
GENERAL CHEMISTRY										
Alkalinity	mg/L	NA	NA	NA	190	NA	NA	NA	NA	NA
Anions	meq/L	NA	NA	NA	4.50	NA	NA	NA	NA	NA
Bicarbonate	mg/L	NA	NA	NA	230	NA	NA	NA	NA	NA
Biological Oxygen Demand (BOD)	mg/L	NA	NA	NA	NA	NA	NA	NA	NA	NA
Carbonate	mg/L	NA	NA	NA	2	NA	NA	NA	NA	NA
Cations	meq/L	NA	NA	NA	4.82	NA	NA	NA	NA	NA
Chemical Oxygen Demand (COD)	mg/L	NA	NA	NA	4	NA	NA	NA	NA	NA
Chloride	mg/L	4	5	4	4	4	5	4	3	4
Cyanide	mg/L	NA	NA	NA	0.006	NA	NA	NA	NA	NA
Fluoride	mg/L	NA	NA	NA	0.3	NA	NA	NA	NA	NA
Hardness	mg/L	NA	NA	NA	210	NA	NA	NA	NA	NA
Hydroxide	mg/L	NA	NA	NA	2	NA	NA	NA	NA	NA
Nitrate (as N)	mg/L	2.7	2.8	3.3	2.6	2.8	3.0	2.7	2.6	2.2
ortho-Phosphate Phosphorus	mg/L	NA	NA	NA	**0.01**	NA	NA	NA	NA	NA
Perchlorate	mg/L	NA	NA	NA	NA	0.001	0.001	0.002	0.002	0.0022
Sulfate	mg/L	18	19	19	17	17	19	19	18	16
Sulfide	mg/L	NA	NA	NA	0.2	NA	NA	NA	NA	NA
Total Dissolved Solids (TDS)	mg/L	260	280	260	280	300	260	240	290	230
Total Organic Carbon (TOC)	mg/L	NA	NA	NA	**0.14**	NA	NA	NA	NA	NA
Total Organic Halides (TOX)	mg/L	NA	NA	NA	0.005	NA	NA	NA	NA	NA
Total Oxygen Demand (TOD)	mg/L	NA	NA	NA	NA	NA	NA	NA	NA	NA
METALS										
Aluminum	mg/L	NA	NA	NA	NA	NA	NA	NA	NA	NA
Antimony	mg/L	NA	NA	NA	0.0001	NA	NA	NA	NA	NA
Arsenic	mg/L	NA	NA	NA	**0.00088**	NA	NA	NA	NA	NA
Barium	mg/L	NA	NA	NA	**0.022**	NA	NA	NA	NA	NA
Beryllium	mg/L	NA	NA	NA	0.0004	NA	NA	NA	NA	NA
Boron	mg/L	NA	NA	NA	**0.023**	NA	NA	NA	NA	NA
Cadmium	mg/L	NA	NA	NA	0.0001	NA	NA	NA	NA	NA
Calcium	mg/L	60	60	74	69	72	66	61	59	55
Chromium-Hexavalent	mg/L	NA	NA	NA	NA	NA	NA	NA	NA	NA
Chromium-Total	mg/L	NA	NA	NA	**0.0047**	NA	NA	NA	NA	NA
Cobalt	mg/L	NA	NA	NA	0.0001	NA	NA	NA	NA	NA
Copper	mg/L	NA	NA	NA	0.0002	NA	NA	NA	NA	NA
Iron	mg/L	NA	NA	NA	0.010	NA	NA	NA	NA	NA
Lead	mg/L	NA	NA	NA	0.0001	NA	NA	NA	NA	NA
Magnesium	mg/L	8	9	11	10	11	10	9	9	8
Manganese	mg/L	NA	NA	NA	**0.00051**	NA	NA	NA	NA	NA
Mercury	mg/L	NA	NA	NA	0.0004	NA	NA	NA	NA	NA
Molybdenum	mg/L	NA	NA	NA	NA	NA	NA	NA	NA	NA
Nickel	mg/L	NA	NA	NA	0.0007	NA	NA	NA	NA	NA
Phosphorus	mg/L	NA	NA	NA	**0.02**	NA	NA	NA	NA	NA
Potassium	mg/L	NA	NA	NA	3	NA	NA	NA	NA	NA
Selenium	mg/L	NA	NA	NA	**0.0023**	NA	NA	NA	NA	NA
Silver	mg/L	NA	NA	NA	0.0001	NA	NA	NA	NA	NA
Sodium	mg/L	10	10	12	11	11	10	10	10	10
Thallium	mg/L	NA	NA	NA	0.00006	NA	NA	NA	NA	NA
Tin	mg/L	NA	NA	NA	0.00008	NA	NA	NA	NA	NA
Vanadium	mg/L	NA	NA	NA	**0.0027**	NA	NA	NA	NA	NA
Zinc	mg/L	NA	NA	NA	0.002	NA	NA	NA	NA	NA
VOLATILE ORGANIC COMPOUNDS										
1,1,1-Trichloroethane	µg/L	0.24	0.32	0.38	0.38	0.38	0.38	0.38	0.38	0.38
1,1-Dichloroethane	µg/L	0.9	1	0.5	0.6	0.7	0.6	**0.37**	0.35	0.35
1,1-Dichloroethene	µg/L	0.19	0.37	0.34	0.34	0.34	0.34	0.34	0.34	0.34
Acetone	µg/L	300	100	4.2	4.2	4.2	4.2	4.2	4.2	4.2
cis-1,2-Dichloroethene	µg/L	0.19	0.48	**0.24**	0.18	0.18	**0.24**	0.18	0.18	0.18
Dichlorodifluoromethane	µg/L	3.4	3.7	2.6	3.7	5.6	6.5	4.0	10	2.0
Methylene Chloride	µg/L	**2.4**	**2.1**	**1.3**	**1.5**	**0.96**	**0.61**	**0.53**[(5)]	0.27	0.27
Tetrachloroethene	µg/L	5.4	5.4	1.7	3.7	4.8	6.6	4.9	4.8	4.9
Toluene	µg/L	0.14	0.24	**0.22**	0.22	0.22	0.22	0.22	0.22	0.22
Trichloroethene	µg/L	**0.22**	**0.39**	0.27	**0.41**	**0.42**	**0.39**	0.27	0.27	0.27
Trichlorofluoromethane	µg/L	**2.0**	**1.8**	**0.61**	**1.2**	**1.2**	**1.4**	**1.5**	**1.1**	**0.4**
SEMI-VOLATILE ORGANIC COMPOUNDS: ND										
HERBICIDES, PESTICIDES & PCBs: ND										

[EA] (Extended analysis) - Appendix I and Appendix II constituents analyzed. Other monitoring periods analyzed for routine monitoring parameters. Only detected compounds included above.

TABLE 5-20 (CONT'D)
MID-VALLEY SANITARY LANDFILL
HISTORICAL SUMMARY - MONITORING WELL F-20 (ABANDONED)

ANALYTE	UNITS	Apr 2002	Jul 2002	Oct 2002	Jan 2003	Apr 2003	Jul 2003	MED.	AVG.	STD. DEV.	MIN.	MAX.
FIELD PARAMETERS												
Dissolved Oxygen	mg/L	7.3	DRY	DRY	6.1	9.2	DRY	6.65	6.25	1.92	3.7	9.2
Oxidation-Reduction Potential	mV	NA	DRY	DRY	NA	NA	DRY	NC	NC	NC	NC	NC
pH	units	7.4	DRY	DRY	7.4	7.1	DRY	7.40	7.42	0.564	6.66	8.5
Specific Conductance	µmhos/cm	400	DRY	DRY	330	380	DRY	360	351	70.9	240	450
Temperature	C°	19	DRY	DRY	19.3	18	DRY	19.2	19.4	1.98	17	22
Turbidity	NTU	0	DRY	DRY	0	4	DRY	0.0	0.667	1.56	0	4
GENERAL CHEMISTRY												
Alkalinity	mg/L	NA	DRY	DRY	NA	NA	DRY	190	190	0.0	190	190
Anions	meq/L	NA	DRY	DRY	NA	NA	DRY	4.50	4.50	0.0	4.50	4.50
Bicarbonate	mg/L	NA	DRY	DRY	NA	NA	DRY	230	208	38.1	164	230
Biological Oxygen Demand (BOD)	mg/L	NA	DRY	DRY	NA	NA	DRY	NC	NC	NC	NC	NC
Carbonate	mg/L	NA	DRY	DRY	NA	NA	DRY	NC	NC	NC	NC	NC
Cations	meq/L	NA	DRY	DRY	NA	NA	DRY	4.82	4.82	0.0	4.82	4.82
Chemical Oxygen Demand (COD)	mg/L	NA	DRY	DRY	NA	NA	DRY	NC	NC	NC	NC	NC
Chloride	mg/L	3.1	DRY	DRY	3.0	2.3	DRY	4.00	4.05	1.65	2.3	**9.0**
Cyanide	mg/L	NA	DRY	DRY	NA	NA	DRY	NC	NC	NC	NC	NC
Fluoride	mg/L	NA	DRY	DRY	NA	NA	DRY	0.300	0.300	0.0	0.3	0.3
Hardness	mg/L	NA	DRY	DRY	NA	NA	DRY	210	207	17.7	188	223
Hydroxide	mg/L	NA	DRY	DRY	NA	NA	DRY	NC	NC	NC	NC	NC
Nitrate (as N)	mg/L	2.1	DRY	DRY	2.0	1.9	DRY	2.65	2.56	0.708	1.07	4.08
ortho-Phosphate Phosphorus	mg/L	NA	DRY	DRY	NA	NA	DRY	NC	NC	NC	**0.01**	**0.01**
Perchlorate	mg/L	0.0022	DRY	DRY	0.00040	0.00028	DRY	NC	NC	NC	NC	NC
Sulfate	mg/L	17	DRY	DRY	17	17	DRY	17.5	18.0	2.10	15.1	24
Sulfide	mg/L	NA	DRY	DRY	NA	NA	DRY	NC	NC	NC	NC	NC
Total Dissolved Solids (TDS)	mg/L	230	DRY	DRY	260	230	DRY	260	261	30.1	218	320
Total Organic Carbon (TOC)	mg/L	NA	DRY	DRY	NA	NA	DRY	NC	NC	NC	**0.14**	**0.14**
Total Organic Halides (TOX)	mg/L	NA	DRY	DRY	NA	NA	DRY	NC	NC	NC	0.005	0.015
Total Oxygen Demand (TOD)	mg/L	NA	DRY	DRY	NA	NA	DRY	NC	NC	NC	NC	NC
METALS												
Aluminum	mg/L	NA	DRY	DRY	NA	NA	DRY	NC	NC	NC	NC	NC
Antimony	mg/L	NA	DRY	DRY	NA	NA	DRY	NC	NC	NC	NC	NC
Arsenic	mg/L	NA	DRY	DRY	NA	NA	DRY	NC	NC	NC	**0.00088**	**0.00088**
Barium	mg/L	NA	DRY	DRY	NA	NA	DRY	NC	NC	NC	**0.022**	**0.022**
Beryllium	mg/L	NA	DRY	DRY	NA	NA	DRY	NC	NC	NC	NC	NC
Boron	mg/L	NA	DRY	DRY	NA	NA	DRY	NC	NC	NC	**0.023**	**0.023**
Cadmium	mg/L	NA	DRY	DRY	NA	NA	DRY	NC	NC	NC	NC	NC
Calcium	mg/L	57	DRY	DRY	55	53	DRY	60.0	68.1	27.0	53	159
Chromium-Hexavalent	mg/L	NA	DRY	DRY	NA	NA	DRY	NC	NC	NC	NC	NC
Chromium-Total	mg/L	NA	DRY	DRY	NA	NA	DRY	NC	NC	NC	**0.0047**	**0.0047**
Cobalt	mg/L	NA	DRY	DRY	NA	NA	DRY	NC	NC	NC	NC	NC
Copper	mg/L	NA	DRY	DRY	NA	NA	DRY	NC	NC	NC	NC	NC
Iron	mg/L	NA	DRY	DRY	NA	NA	DRY	NC	NC	NC	NC	NC
Lead	mg/L	NA	DRY	DRY	NA	NA	DRY	NC	NC	NC	NC	NC
Magnesium	mg/L	8.2	DRY	DRY	7.6	7.8	DRY	9.00	9.64	2.89	7.6	18.8
Manganese	mg/L	NA	DRY	DRY	NA	NA	DRY	NC	NC	NC	**0.00051**	**0.069**
Mercury	mg/L	NA	DRY	DRY	NA	NA	DRY	NC	NC	NC	NC	NC
Molybdenum	mg/L	NA	DRY	DRY	NA	NA	DRY	NC	NC	NC	NC	NC
Nickel	mg/L	NA	DRY	DRY	NA	NA	DRY	NC	NC	NC	NC	NC
Phosphorus	mg/L	NA	DRY	DRY	NA	NA	DRY	NC	NC	NC	**0.02**	**0.02**
Potassium	mg/L	NA	DRY	DRY	NA	NA	DRY	3.00	2.63	0.635	1.9	3
Selenium	mg/L	NA	DRY	DRY	NA	NA	DRY	NC	NC	NC	**0.0023**	**0.0023**
Silver	mg/L	NA	DRY	DRY	NA	NA	DRY	NC	NC	NC	NC	NC
Sodium	mg/L	9.9	DRY	DRY	9.2	9.3	DRY	10.0	11.0	3.32	9.1	22.2
Thallium	mg/L	NA	DRY	DRY	NA	NA	DRY	NC	NC	NC	NC	NC
Tin	mg/L	NA	DRY	DRY	NA	NA	DRY	NC	NC	NC	NC	NC
Vanadium	mg/L	NA	DRY	DRY	NA	NA	DRY	NC	NC	NC	**0.0027**	**0.0027**
Zinc	mg/L	NA	DRY	DRY	NA	NA	DRY	NC	NC	NC	0.002	0.11
VOLATILE ORGANIC COMPOUNDS												
1,1,1-Trichloroethane	µg/L	0.29	DRY	DRY	0.12	0.12	DRY	0.380	0.319	0.133	0.12	0.6
1,1-Dichloroethane	µg/L	0.20	DRY	DRY	0.098	0.098	DRY	0.435	0.490	0.323	0.098	1
1,1-Dichloroethene	µg/L	0.38	DRY	DRY	0.12	0.12	DRY	0.340	0.363	0.315	0.12	1.4
Acetone	µg/L	1.5	DRY	DRY	1.2	1.2	DRY	4.20	52.5	108	1.2	300
cis-1,2-Dichloroethene	µg/L	0.34	DRY	DRY	0.18	0.18	DRY	NC	NC	NC	0.12	**0.24**
Dichlorodifluoromethane	µg/L	2.0	DRY	DRY	0.18	1.5	DRY	3.55	3.95	3.12	0.18	10
Methylene Chloride	µg/L	0.52	DRY	DRY	0.15	0.15	DRY	NC	NC	NC	0.15	**2.4**
Tetrachloroethene	µg/L	5.7	DRY	DRY	1.1	3.4	DRY	4.85	4.52	2.36	0.9	10
Toluene	µg/L	0.27	DRY	DRY	0.22	0.22	DRY	NC	NC	NC	0.12	**0.22**
Trichloroethene	µg/L	0.25	DRY	DRY	0.50	0.71	DRY	NC	NC	NC	0.17	0.9
Trichlorofluoromethane	µg/L	**1.0**	DRY	DRY	0.16	**1.0**	DRY	NC	NC	NC	0.16	3.4
SEMI-VOLATILE ORGANIC COMPOUNDS: ND												
HERBICIDES, PESTICIDES & PCBs: ND												

[EA] (Extended analysis) - Appendix I and Appendix II constituents analyzed. Other monitoring periods analyzed for routine monitoring parameters. Only detected compounds included above.

TABLE 5-21
MID-VALLEY SANITARY LANDFILL
HISTORICAL SUMMARY - MONITORING WELL F-21

ANALYTE	UNITS	Feb 2000	Apr 2000	Jul 2000	Oct[EA] 2000	Jan 2001	Apr 2001	Jul 2001
FIELD PARAMETERS								
Dissolved Oxygen	mg/L	NA	NA	3.3	5.2	3.6	2.3	NA
Oxidation-Reduction Potential	mV	NA	NA	NA	NA	NA	NA	NA
pH	units	7.4	7.4	7.0	7.3	7.1	7.8	NA
Specific Conductance	µmhos/cm	NA	410	530	680	570	390	NA
Temperature	C°	18	18	22	19	18	21	NA
Turbidity	NTU	NA	NA	0	0	0	0	NA
GENERAL CHEMISTRY								
Alkalinity	mg/L	NA	NA	NA	300	NA	NA	NA
Anions	meq/L	NA	NA	NA	7.13	NA	NA	NA
Bicarbonate	mg/L	NA	NA	NA	370	NA	NA	NA
Biological Oxygen Demand (BOD)	mg/L	NA	NA	NA	NA	NA	NA	NA
Carbonate	mg/L	NA	NA	NA	2	NA	NA	NA
Cations	meq/L	NA	NA	NA	7.16	NA	NA	NA
Chemical Oxygen Demand (COD)	mg/L	NA	NA	NA	**5**	NA	NA	NA
Chloride	mg/L	7	7	9	8	8	9	NA
Cyanide	mg/L	NA	NA	NA	0.006	NA	NA	NA
Fluoride	mg/L	NA	NA	NA	0.3	NA	NA	NA
Hardness	mg/L	NA	NA	NA	320	NA	NA	NA
Hydroxide	mg/L	NA	NA	NA	2	NA	NA	NA
Nitrate (as N)	mg/L	3.4	4.0	4.7	3.8	3.6	3.1	NA
ortho-Phosphate Phosphorus	mg/L	NA	NA	NA	**0.01**	NA	NA	NA
Perchlorate	mg/L	NA	NA	NA	NA	NA	NA	NA
Sulfate	mg/L	24	24	27	25	26	28	NA
Sulfide	mg/L	NA	NA	NA	0.2	NA	NA	NA
Total Dissolved Solids (TDS)	mg/L	470	500	420	430	390	420	NA
Total Organic Carbon (TOC)	mg/L	NA	NA	NA	**0.16**	NA	NA	NA
Total Organic Halides (TOX)	mg/L	NA	NA	NA	0.01	NA	NA	NA
Total Oxygen Demand (TOD)	mg/L	NA	NA	NA	NA	NA	NA	NA
METALS								
Aluminum	mg/L	NA	NA	NA	NA	NA	NA	NA
Antimony	mg/L	NA	NA	NA	0.0001	NA	NA	NA
Arsenic	mg/L	NA	NA	NA	**0.00042**	NA	NA	NA
Barium	mg/L	NA	NA	NA	**0.051**	NA	NA	NA
Beryllium	mg/L	NA	NA	NA	0.0004	NA	NA	NA
Boron	mg/L	NA	NA	NA	**0.020**	NA	NA	NA
Cadmium	mg/L	NA	NA	NA	0.0001	NA	NA	NA
Calcium	mg/L	110	100	110	100	110	110	NA
Chromium-Hexavalent	mg/L	NA	NA	NA	NA	NA	NA	NA
Chromium-Total	mg/L	NA	NA	NA	0.013	NA	NA	NA
Cobalt	mg/L	NA	NA	NA	**0.00016**	NA	NA	NA
Copper	mg/L	NA	NA	NA	0.0002	NA	NA	NA
Iron	mg/L	NA	NA	NA	0.010	NA	NA	NA
Lead	mg/L	NA	NA	NA	0.0001	NA	NA	NA
Magnesium	mg/L	16	17	15	16	16	17	NA
Manganese	mg/L	NA	NA	NA	**0.00009**	NA	NA	NA
Mercury	mg/L	NA	NA	NA	0.00043	NA	NA	NA
Molybdenum	mg/L	NA	NA	NA	NA	NA	NA	NA
Nickel	mg/L	NA	NA	NA	**0.0019**	NA	NA	NA
Phosphorus	mg/L	NA	NA	NA	**0.015**	NA	NA	NA
Potassium	mg/L	NA	NA	NA	3	NA	NA	NA
Selenium	mg/L	NA	NA	NA	**0.0021**	NA	NA	NA
Silver	mg/L	NA	NA	NA	0.0001	NA	NA	NA
Sodium	mg/L	18	18	15	15	17	15	NA
Thallium	mg/L	NA	NA	NA	0.00006	NA	NA	NA
Tin	mg/L	NA	NA	NA	0.00008	NA	NA	NA
Vanadium	mg/L	NA	NA	NA	**0.0056**	NA	NA	NA
Zinc	mg/L	NA	NA	NA	0.002	NA	NA	NA
VOLATILE ORGANIC COMPOUNDS								
1,1-Dichloroethane	µg/L	0.6	0.6	0.6	0.9	1.1	1	NA
Acetone	µg/L	**4.7**	8.6	4.2	4.2	4.2	4.2	NA
Benzene	µg/L	0.15	0.24	0.18	0.18	0.18	0.18	NA
Chloroform	µg/L	0.24	0.30	0.28	**0.29**	**0.33**	0.28	NA
cis-1,2-Dichloroethene	µg/L	1.4	1.5	1.7	3.0	3.2	2.9	NA
Dichlorodifluoromethane	µg/L	6.0	4.9	8.8	4.9	10	12	NA
Methylene Chloride	µg/L	0.27	**0.62**	0.27	**2.7**[(5)]	**0.54**[(5)]	0.27	NA
Tetrachloroethene	µg/L	15	13	11	14	18	14	NA
Toluene	µg/L	0.14	0.24	0.22	0.22	0.22	0.22	NA
trans-1,2-Dichloroethene	µg/L	0.21	0.35	0.20	0.20	0.20	0.20	NA
Trichloroethene	µg/L	0.9	1	1.1	1.6	2.2	1.6	NA
Trichlorofluoromethane	µg/L	**1.6**	**1.3**	**1.4**	**1.6**	**2.0**	**2.5**	NA
Vinyl Chloride	µg/L	0.38	0.40	0.25	0.25	0.25	0.25	NA
SEMI-VOLATILE ORGANIC COMPOUNDS: ND								
HERBICIDES, PESTICIDES & PCBs: ND								

[EA] (Extended analysis) - Appendix I and Appendix II constituents analyzed.
Other monitoring periods analyzed for routine monitoring parameters.

TABLE 5-21 (CONT'D)
MID-VALLEY SANITARY LANDFILL
HISTORICAL SUMMARY - MONITORING WELL F-21

ANALYTE	UNITS	Oct 2001	Jan 2002	Apr 2002	Jul 2002	Oct 2002	Jan 2003	Apr 2003	Jul 2003	Oct 2003	Jan 2004
FIELD PARAMETERS											
Dissolved Oxygen	mg/L	DRY	DRY	DRY	DRY	DRY	DRY	DRY	DRY	DRY	DRY
Oxidation-Reduction Potential	mV	DRY	DRY	DRY	DRY	DRY	DRY	DRY	DRY	DRY	DRY
pH	units	DRY	DRY	DRY	DRY	DRY	DRY	DRY	DRY	DRY	DRY
Specific Conductance	µmhos/cm	DRY	DRY	DRY	DRY	DRY	DRY	DRY	DRY	DRY	DRY
Temperature	C°	DRY	DRY	DRY	DRY	DRY	DRY	DRY	DRY	DRY	DRY
Turbidity	NTU	DRY	DRY	DRY	DRY	DRY	DRY	DRY	DRY	DRY	DRY
GENERAL CHEMISTRY											
Alkalinity	mg/L	DRY	DRY	DRY	DRY	DRY	DRY	DRY	DRY	DRY	DRY
Anions	meq/L	DRY	DRY	DRY	DRY	DRY	DRY	DRY	DRY	DRY	DRY
Bicarbonate	mg/L	DRY	DRY	DRY	DRY	DRY	DRY	DRY	DRY	DRY	DRY
Biological Oxygen Demand (BOD)	mg/L	DRY	DRY	DRY	DRY	DRY	DRY	DRY	DRY	DRY	DRY
Carbonate	mg/L	DRY	DRY	DRY	DRY	DRY	DRY	DRY	DRY	DRY	DRY
Cations	meq/L	DRY	DRY	DRY	DRY	DRY	DRY	DRY	DRY	DRY	DRY
Chemical Oxygen Demand (COD)	mg/L	DRY	DRY	DRY	DRY	DRY	DRY	DRY	DRY	DRY	DRY
Chloride	mg/L	DRY	DRY	DRY	DRY	DRY	DRY	DRY	DRY	DRY	DRY
Cyanide	mg/L	DRY	DRY	DRY	DRY	DRY	DRY	DRY	DRY	DRY	DRY
Fluoride	mg/L	DRY	DRY	DRY	DRY	DRY	DRY	DRY	DRY	DRY	DRY
Hardness	mg/L	DRY	DRY	DRY	DRY	DRY	DRY	DRY	DRY	DRY	DRY
Hydroxide	mg/L	DRY	DRY	DRY	DRY	DRY	DRY	DRY	DRY	DRY	DRY
Nitrate (as N)	mg/L	DRY	DRY	DRY	DRY	DRY	DRY	DRY	DRY	DRY	DRY
ortho-Phosphate Phosphorus	mg/L	DRY	DRY	DRY	DRY	DRY	DRY	DRY	DRY	DRY	DRY
Perchlorate	mg/L	DRY	DRY	DRY	DRY	DRY	DRY	DRY	DRY	DRY	DRY
Sulfate	mg/L	DRY	DRY	DRY	DRY	DRY	DRY	DRY	DRY	DRY	DRY
Sulfide	mg/L	DRY	DRY	DRY	DRY	DRY	DRY	DRY	DRY	DRY	DRY
Total Dissolved Solids (TDS)	mg/L	DRY	DRY	DRY	DRY	DRY	DRY	DRY	DRY	DRY	DRY
Total Organic Carbon (TOC)	mg/L	DRY	DRY	DRY	DRY	DRY	DRY	DRY	DRY	DRY	DRY
Total Organic Halides (TOX)	mg/L	DRY	DRY	DRY	DRY	DRY	DRY	DRY	DRY	DRY	DRY
Total Oxygen Demand (TOD)	mg/L	DRY	DRY	DRY	DRY	DRY	DRY	DRY	DRY	DRY	DRY
METALS											
Aluminum	mg/L	DRY	DRY	DRY	DRY	DRY	DRY	DRY	DRY	DRY	DRY
Antimony	mg/L	DRY	DRY	DRY	DRY	DRY	DRY	DRY	DRY	DRY	DRY
Arsenic	mg/L	DRY	DRY	DRY	DRY	DRY	DRY	DRY	DRY	DRY	DRY
Barium	mg/L	DRY	DRY	DRY	DRY	DRY	DRY	DRY	DRY	DRY	DRY
Beryllium	mg/L	DRY	DRY	DRY	DRY	DRY	DRY	DRY	DRY	DRY	DRY
Boron	mg/L	DRY	DRY	DRY	DRY	DRY	DRY	DRY	DRY	DRY	DRY
Cadmium	mg/L	DRY	DRY	DRY	DRY	DRY	DRY	DRY	DRY	DRY	DRY
Calcium	mg/L	DRY	DRY	DRY	DRY	DRY	DRY	DRY	DRY	DRY	DRY
Chromium-Hexavalent	mg/L	DRY	DRY	DRY	DRY	DRY	DRY	DRY	DRY	DRY	DRY
Chromium-Total	mg/L	DRY	DRY	DRY	DRY	DRY	DRY	DRY	DRY	DRY	DRY
Cobalt	mg/L	DRY	DRY	DRY	DRY	DRY	DRY	DRY	DRY	DRY	DRY
Copper	mg/L	DRY	DRY	DRY	DRY	DRY	DRY	DRY	DRY	DRY	DRY
Iron	mg/L	DRY	DRY	DRY	DRY	DRY	DRY	DRY	DRY	DRY	DRY
Lead	mg/L	DRY	DRY	DRY	DRY	DRY	DRY	DRY	DRY	DRY	DRY
Magnesium	mg/L	DRY	DRY	DRY	DRY	DRY	DRY	DRY	DRY	DRY	DRY
Manganese	mg/L	DRY	DRY	DRY	DRY	DRY	DRY	DRY	DRY	DRY	DRY
Mercury	mg/L	DRY	DRY	DRY	DRY	DRY	DRY	DRY	DRY	DRY	DRY
Molybdenum	mg/L	DRY	DRY	DRY	DRY	DRY	DRY	DRY	DRY	DRY	DRY
Nickel	mg/L	DRY	DRY	DRY	DRY	DRY	DRY	DRY	DRY	DRY	DRY
Phosphorus	mg/L	DRY	DRY	DRY	DRY	DRY	DRY	DRY	DRY	DRY	DRY
Potassium	mg/L	DRY	DRY	DRY	DRY	DRY	DRY	DRY	DRY	DRY	DRY
Selenium	mg/L	DRY	DRY	DRY	DRY	DRY	DRY	DRY	DRY	DRY	DRY
Silver	mg/L	DRY	DRY	DRY	DRY	DRY	DRY	DRY	DRY	DRY	DRY
Sodium	mg/L	DRY	DRY	DRY	DRY	DRY	DRY	DRY	DRY	DRY	DRY
Thallium	mg/L	DRY	DRY	DRY	DRY	DRY	DRY	DRY	DRY	DRY	DRY
Tin	mg/L	DRY	DRY	DRY	DRY	DRY	DRY	DRY	DRY	DRY	DRY
Vanadium	mg/L	DRY	DRY	DRY	DRY	DRY	DRY	DRY	DRY	DRY	DRY
Zinc	mg/L	DRY	DRY	DRY	DRY	DRY	DRY	DRY	DRY	DRY	DRY
VOLATILE ORGANIC COMPOUNDS											
1,1-Dichloroethane	µg/L	DRY	DRY	DRY	DRY	DRY	DRY	DRY	DRY	DRY	DRY
Acetone	µg/L	DRY	DRY	DRY	DRY	DRY	DRY	DRY	DRY	DRY	DRY
Benzene	µg/L	DRY	DRY	DRY	DRY	DRY	DRY	DRY	DRY	DRY	DRY
Chloroform	µg/L	DRY	DRY	DRY	DRY	DRY	DRY	DRY	DRY	DRY	DRY
cis-1,2-Dichloroethene	µg/L	DRY	DRY	DRY	DRY	DRY	DRY	DRY	DRY	DRY	DRY
Dichlorodifluoromethane	µg/L	DRY	DRY	DRY	DRY	DRY	DRY	DRY	DRY	DRY	DRY
Methylene Chloride	µg/L	DRY	DRY	DRY	DRY	DRY	DRY	DRY	DRY	DRY	DRY
Tetrachloroethene	µg/L	DRY	DRY	DRY	DRY	DRY	DRY	DRY	DRY	DRY	DRY
Toluene	µg/L	DRY	DRY	DRY	DRY	DRY	DRY	DRY	DRY	DRY	DRY
trans-1,2-Dichloroethene	µg/L	DRY	DRY	DRY	DRY	DRY	DRY	DRY	DRY	DRY	DRY
Trichloroethene	µg/L	DRY	DRY	DRY	DRY	DRY	DRY	DRY	DRY	DRY	DRY
Trichlorofluoromethane	µg/L	DRY	DRY	DRY	DRY	DRY	DRY	DRY	DRY	DRY	DRY
Vinyl Chloride	µg/L	DRY	DRY	DRY	DRY	DRY	DRY	DRY	DRY	DRY	DRY
SEMI-VOLATILE ORGANIC COMPOUNDS: ND											
HERBICIDES, PESTICIDES & PCBs: ND											

[EA] (Extended analysis) - Appendix I and Appendix II constituents analyzed. Other monitoring periods analyzed for routine monitoring parameters. Only detected compounds included above.

TABLE 5-21 (CONT'D)
MID-VALLEY SANITARY LANDFILL
HISTORICAL SUMMARY - MONITORING WELL F-21

ANALYTE	UNITS	Apr 2004	Jul 2004	Oct 2004	Jan 2005	Apr 2005	Jul 2005	Oct 2005	Jan 2006	Apr 2006	Jul 2006
FIELD PARAMETERS											
Dissolved Oxygen	mg/L	DRY	DRY	DRY	DRY	DRY	DRY	DRY	DRY	DRY	DRY
Oxidation-Reduction Potential	mV	DRY	DRY	DRY	DRY	DRY	DRY	DRY	DRY	DRY	DRY
pH	units	DRY	DRY	DRY	DRY	DRY	DRY	DRY	DRY	DRY	DRY
Specific Conductance	µmhos/cm	DRY	DRY	DRY	DRY	DRY	DRY	DRY	DRY	DRY	DRY
Temperature	C°	DRY	DRY	DRY	DRY	DRY	DRY	DRY	DRY	DRY	DRY
Turbidity	NTU	DRY	DRY	DRY	DRY	DRY	DRY	DRY	DRY	DRY	DRY
GENERAL CHEMISTRY											
Alkalinity	mg/L	DRY	DRY	DRY	DRY	DRY	DRY	DRY	DRY	DRY	DRY
Anions	meq/L	DRY	DRY	DRY	DRY	DRY	DRY	DRY	DRY	DRY	DRY
Bicarbonate	mg/L	DRY	DRY	DRY	DRY	DRY	DRY	DRY	DRY	DRY	DRY
Biological Oxygen Demand (BOD)	mg/L	DRY	DRY	DRY	DRY	DRY	DRY	DRY	DRY	DRY	DRY
Carbonate	mg/L	DRY	DRY	DRY	DRY	DRY	DRY	DRY	DRY	DRY	DRY
Cations	meq/L	DRY	DRY	DRY	DRY	DRY	DRY	DRY	DRY	DRY	DRY
Chemical Oxygen Demand (COD)	mg/L	DRY	DRY	DRY	DRY	DRY	DRY	DRY	DRY	DRY	DRY
Chloride	mg/L	DRY	DRY	DRY	DRY	DRY	DRY	DRY	DRY	DRY	DRY
Cyanide	mg/L	DRY	DRY	DRY	DRY	DRY	DRY	DRY	DRY	DRY	DRY
Fluoride	mg/L	DRY	DRY	DRY	DRY	DRY	DRY	DRY	DRY	DRY	DRY
Hardness	mg/L	DRY	DRY	DRY	DRY	DRY	DRY	DRY	DRY	DRY	DRY
Hydroxide	mg/L	DRY	DRY	DRY	DRY	DRY	DRY	DRY	DRY	DRY	DRY
Nitrate (as N)	mg/L	DRY	DRY	DRY	DRY	DRY	DRY	DRY	DRY	DRY	DRY
ortho-Phosphate Phosphorus	mg/L	DRY	DRY	DRY	DRY	DRY	DRY	DRY	DRY	DRY	DRY
Perchlorate	mg/L	DRY	DRY	DRY	DRY	DRY	DRY	DRY	DRY	DRY	DRY
Sulfate	mg/L	DRY	DRY	DRY	DRY	DRY	DRY	DRY	DRY	DRY	DRY
Sulfide	mg/L	DRY	DRY	DRY	DRY	DRY	DRY	DRY	DRY	DRY	DRY
Total Dissolved Solids (TDS)	mg/L	DRY	DRY	DRY	DRY	DRY	DRY	DRY	DRY	DRY	DRY
Total Organic Carbon (TOC)	mg/L	DRY	DRY	DRY	DRY	DRY	DRY	DRY	DRY	DRY	DRY
Total Organic Halides (TOX)	mg/L	DRY	DRY	DRY	DRY	DRY	DRY	DRY	DRY	DRY	DRY
Total Oxygen Demand (TOD)	mg/L	DRY	DRY	DRY	DRY	DRY	DRY	DRY	DRY	DRY	DRY
METALS											
Aluminum	mg/L	DRY	DRY	DRY	DRY	DRY	DRY	DRY	DRY	DRY	DRY
Antimony	mg/L	DRY	DRY	DRY	DRY	DRY	DRY	DRY	DRY	DRY	DRY
Arsenic	mg/L	DRY	DRY	DRY	DRY	DRY	DRY	DRY	DRY	DRY	DRY
Barium	mg/L	DRY	DRY	DRY	DRY	DRY	DRY	DRY	DRY	DRY	DRY
Beryllium	mg/L	DRY	DRY	DRY	DRY	DRY	DRY	DRY	DRY	DRY	DRY
Boron	mg/L	DRY	DRY	DRY	DRY	DRY	DRY	DRY	DRY	DRY	DRY
Cadmium	mg/L	DRY	DRY	DRY	DRY	DRY	DRY	DRY	DRY	DRY	DRY
Calcium	mg/L	DRY	DRY	DRY	DRY	DRY	DRY	DRY	DRY	DRY	DRY
Chromium-Hexavalent	mg/L	DRY	DRY	DRY	DRY	DRY	DRY	DRY	DRY	DRY	DRY
Chromium-Total	mg/L	DRY	DRY	DRY	DRY	DRY	DRY	DRY	DRY	DRY	DRY
Cobalt	mg/L	DRY	DRY	DRY	DRY	DRY	DRY	DRY	DRY	DRY	DRY
Copper	mg/L	DRY	DRY	DRY	DRY	DRY	DRY	DRY	DRY	DRY	DRY
Iron	mg/L	DRY	DRY	DRY	DRY	DRY	DRY	DRY	DRY	DRY	DRY
Lead	mg/L	DRY	DRY	DRY	DRY	DRY	DRY	DRY	DRY	DRY	DRY
Magnesium	mg/L	DRY	DRY	DRY	DRY	DRY	DRY	DRY	DRY	DRY	DRY
Manganese	mg/L	DRY	DRY	DRY	DRY	DRY	DRY	DRY	DRY	DRY	DRY
Mercury	mg/L	DRY	DRY	DRY	DRY	DRY	DRY	DRY	DRY	DRY	DRY
Molybdenum	mg/L	DRY	DRY	DRY	DRY	DRY	DRY	DRY	DRY	DRY	DRY
Nickel	mg/L	DRY	DRY	DRY	DRY	DRY	DRY	DRY	DRY	DRY	DRY
Phosphorus	mg/L	DRY	DRY	DRY	DRY	DRY	DRY	DRY	DRY	DRY	DRY
Potassium	mg/L	DRY	DRY	DRY	DRY	DRY	DRY	DRY	DRY	DRY	DRY
Selenium	mg/L	DRY	DRY	DRY	DRY	DRY	DRY	DRY	DRY	DRY	DRY
Silver	mg/L	DRY	DRY	DRY	DRY	DRY	DRY	DRY	DRY	DRY	DRY
Sodium	mg/L	DRY	DRY	DRY	DRY	DRY	DRY	DRY	DRY	DRY	DRY
Thallium	mg/L	DRY	DRY	DRY	DRY	DRY	DRY	DRY	DRY	DRY	DRY
Tin	mg/L	DRY	DRY	DRY	DRY	DRY	DRY	DRY	DRY	DRY	DRY
Vanadium	mg/L	DRY	DRY	DRY	DRY	DRY	DRY	DRY	DRY	DRY	DRY
Zinc	mg/L	DRY	DRY	DRY	DRY	DRY	DRY	DRY	DRY	DRY	DRY
VOLATILE ORGANIC COMPOUNDS											
1,1-Dichloroethane	µg/L	DRY	DRY	DRY	DRY	DRY	DRY	DRY	DRY	DRY	DRY
Acetone	µg/L	DRY	DRY	DRY	DRY	DRY	DRY	DRY	DRY	DRY	DRY
Benzene	µg/L	DRY	DRY	DRY	DRY	DRY	DRY	DRY	DRY	DRY	DRY
Chloroform	µg/L	DRY	DRY	DRY	DRY	DRY	DRY	DRY	DRY	DRY	DRY
cis-1,2-Dichloroethene	µg/L	DRY	DRY	DRY	DRY	DRY	DRY	DRY	DRY	DRY	DRY
Dichlorodifluoromethane	µg/L	DRY	DRY	DRY	DRY	DRY	DRY	DRY	DRY	DRY	DRY
Methylene Chloride	µg/L	DRY	DRY	DRY	DRY	DRY	DRY	DRY	DRY	DRY	DRY
Tetrachloroethene	µg/L	DRY	DRY	DRY	DRY	DRY	DRY	DRY	DRY	DRY	DRY
Toluene	µg/L	DRY	DRY	DRY	DRY	DRY	DRY	DRY	DRY	DRY	DRY
trans-1,2-Dichloroethene	µg/L	DRY	DRY	DRY	DRY	DRY	DRY	DRY	DRY	DRY	DRY
Trichloroethene	µg/L	DRY	DRY	DRY	DRY	DRY	DRY	DRY	DRY	DRY	DRY
Trichlorofluoromethane	µg/L	DRY	DRY	DRY	DRY	DRY	DRY	DRY	DRY	DRY	DRY
Vinyl Chloride	µg/L	DRY	DRY	DRY	DRY	DRY	DRY	DRY	DRY	DRY	DRY
SEMI-VOLATILE ORGANIC COMPOUNDS: ND											
HERBICIDES, PESTICIDES & PCBs: ND											

[EA] (Extended analysis) - Appendix I and Appendix II constituents analyzed. Other monitoring periods analyzed for routine monitoring parameters. Only detected compounds included above.

TABLE 5-21 (CONT'D)
MID-VALLEY SANITARY LANDFILL
HISTORICAL SUMMARY - MONITORING WELL F-21

ANALYTE	UNITS	Oct 2006	Jan 2007	May 2007	Jul 2007	Oct 2007	Jan 2008	Apr 2008	Jul 2008	Oct 2008	Jan 2009
FIELD PARAMETERS											
Dissolved Oxygen	mg/L	DRY	NA	NA	NA	NA	NA	DRY	DRY	DRY	DRY
Oxidation-Reduction Potential	mV	DRY	NA	NA	NA	NA	NA	DRY	DRY	DRY	DRY
pH	units	DRY	7.2	7.5	7.0	7.2	10.3[E]	DRY	DRY	DRY	DRY
Specific Conductance	µmhos/cm	DRY	460	340	530	750	760	DRY	DRY	DRY	DRY
Temperature	C°	DRY	17.8	17.4	19.1	20.4	18.2	DRY	DRY	DRY	DRY
Turbidity	NTU	DRY	NA	NA	NA	NA	NA	DRY	DRY	DRY	DRY
GENERAL CHEMISTRY											
Alkalinity	mg/L	DRY	NA	NA	NA	NA	NA	DRY	DRY	DRY	DRY
Anions	meq/L	DRY	NA	NA	NA	NA	NA	DRY	DRY	DRY	DRY
Bicarbonate	mg/L	DRY	NA	NA	NA	NA	NA	DRY	DRY	DRY	DRY
Biological Oxygen Demand (BOD)	mg/L	DRY	NA	NA	NA	NA	NA	DRY	DRY	DRY	DRY
Carbonate	mg/L	DRY	NA	NA	NA	NA	NA	DRY	DRY	DRY	DRY
Cations	meq/L	DRY	NA	NA	NA	NA	NA	DRY	DRY	DRY	DRY
Chemical Oxygen Demand (COD)	mg/L	DRY	NA	NA	NA	NA	NA	DRY	DRY	DRY	DRY
Chloride	mg/L	DRY	10	7.7	7.4	5.9	7.2	DRY	DRY	DRY	DRY
Cyanide	mg/L	DRY	NA	NA	NA	NA	NA	DRY	DRY	DRY	DRY
Fluoride	mg/L	DRY	NA	NA	NA	NA	NA	DRY	DRY	DRY	DRY
Hardness	mg/L	DRY	NA	NA	NA	NA	NA	DRY	DRY	DRY	DRY
Hydroxide	mg/L	DRY	NA	NA	NA	NA	NA	DRY	DRY	DRY	DRY
Nitrate (as N)	mg/L	DRY	4.5	4.4	3.5	2.3	3.3	DRY	DRY	DRY	DRY
ortho-Phosphate Phosphorus	mg/L	DRY	NA	NA	NA	NA	NA	DRY	DRY	DRY	DRY
Perchlorate	mg/L	DRY	0.00046	0.00046	0.00046	0.00046	0.00030	DRY	DRY	DRY	DRY
Sulfate	mg/L	DRY	34	29	26	26	27	DRY	DRY	DRY	DRY
Sulfide	mg/L	DRY	NA	NA	NA	NA	NA	DRY	DRY	DRY	DRY
Total Dissolved Solids (TDS)	mg/L	DRY	450	420	460	570	630	DRY	DRY	DRY	DRY
Total Organic Carbon (TOC)	mg/L	DRY	NA	NA	NA	NA	NA	DRY	DRY	DRY	DRY
Total Organic Halides (TOX)	mg/L	DRY	NA	NA	NA	NA	NA	DRY	DRY	DRY	DRY
Total Oxygen Demand (TOD)	mg/L	DRY	NA	NA	NA	NA	NA	DRY	DRY	DRY	DRY
METALS											
Aluminum	mg/L	DRY	NA	NA	NA	NA	NA	DRY	DRY	DRY	DRY
Antimony	mg/L	DRY	NA	NA	NA	NA	NA	DRY	DRY	DRY	DRY
Arsenic	mg/L	DRY	NA	NA	NA	NA	NA	DRY	DRY	DRY	DRY
Barium	mg/L	DRY	NA	NA	NA	NA	NA	DRY	DRY	DRY	DRY
Beryllium	mg/L	DRY	NA	NA	NA	NA	NA	DRY	DRY	DRY	DRY
Boron	mg/L	DRY	NA	NA	NA	NA	NA	DRY	DRY	DRY	DRY
Cadmium	mg/L	DRY	NA	NA	NA	NA	NA	DRY	DRY	DRY	DRY
Calcium	mg/L	DRY	140	130	130	160	130	DRY	DRY	DRY	DRY
Chromium-Hexavalent	mg/L	DRY	NA	NA	NA	NA	NA	DRY	DRY	DRY	DRY
Chromium-Total	mg/L	DRY	NA	NA	NA	NA	NA	DRY	DRY	DRY	DRY
Cobalt	mg/L	DRY	NA	NA	NA	NA	NA	DRY	DRY	DRY	DRY
Copper	mg/L	DRY	NA	NA	NA	NA	NA	DRY	DRY	DRY	DRY
Iron	mg/L	DRY	NA	NA	NA	NA	NA	DRY	DRY	DRY	DRY
Lead	mg/L	DRY	NA	NA	NA	NA	NA	DRY	DRY	DRY	DRY
Magnesium	mg/L	DRY	20	20	22	28	23	DRY	DRY	DRY	DRY
Manganese	mg/L	DRY	NA	NA	NA	NA	NA	DRY	DRY	DRY	DRY
Mercury	mg/L	DRY	NA	NA	NA	NA	NA	DRY	DRY	DRY	DRY
Molybdenum	mg/L	DRY	NA	NA	NA	NA	NA	DRY	DRY	DRY	DRY
Nickel	mg/L	DRY	NA	NA	NA	NA	NA	DRY	DRY	DRY	DRY
Phosphorus	mg/L	DRY	NA	NA	NA	NA	NA	DRY	DRY	DRY	DRY
Potassium	mg/L	DRY	NA	NA	NA	NA	NA	DRY	DRY	DRY	DRY
Selenium	mg/L	DRY	NA	NA	NA	NA	NA	DRY	DRY	DRY	DRY
Silver	mg/L	DRY	NA	NA	NA	NA	NA	DRY	DRY	DRY	DRY
Sodium	mg/L	DRY	22	21	20	28	25	DRY	DRY	DRY	DRY
Thallium	mg/L	DRY	NA	NA	NA	NA	NA	DRY	DRY	DRY	DRY
Tin	mg/L	DRY	NA	NA	NA	NA	NA	DRY	DRY	DRY	DRY
Vanadium	mg/L	DRY	NA	NA	NA	NA	NA	DRY	DRY	DRY	DRY
Zinc	mg/L	DRY	NA	NA	NA	NA	NA	DRY	DRY	DRY	DRY
VOLATILE ORGANIC COMPOUNDS											
1,1-Dichloroethane	µg/L	DRY	0.17	0.11	**0.19**	**0.14**	**0.27**	DRY	DRY	DRY	DRY
Acetone	µg/L	DRY	6.2	6.2	6.2	6.2	7.4	DRY	DRY	DRY	DRY
Benzene	µg/L	DRY	0.13	0.14	0.12	0.12	0.18	DRY	DRY	DRY	DRY
Chloroform	µg/L	DRY	0.11	0.098	**0.13**[(5)]	**0.15**	0.23	DRY	DRY	DRY	DRY
cis-1,2-Dichloroethene	µg/L	DRY	**0.25**	0.72	1.7	0.86	1.5	DRY	DRY	DRY	DRY
Dichlorodifluoromethane	µg/L	DRY	3.3	7.4	4.1	4.5	3.8	DRY	DRY	DRY	DRY
Methylene Chloride	µg/L	DRY	0.44	0.16	**0.22**[(5)]	0.16	0.27	DRY	DRY	DRY	DRY
Tetrachloroethene	µg/L	DRY	11	15	23	20	22	DRY	DRY	DRY	DRY
Toluene	µg/L	DRY	0.15	0.12	0.12	0.12	0.14	DRY	DRY	DRY	DRY
trans-1,2-Dichloroethene	µg/L	DRY	0.19	0.18	0.14	0.14	0.14	DRY	DRY	DRY	DRY
Trichloroethene	µg/L	DRY	**0.36**	0.78	1.4	1.1	1.4	DRY	DRY	DRY	DRY
Trichlorofluoromethane	µg/L	DRY	0.80	1.4	1.2	1.3	1.1	DRY	DRY	DRY	DRY
Vinyl Chloride	µg/L	DRY	0.16	0.14	0.14	**0.18**	0.16	DRY	DRY	DRY	DRY
SEMI-VOLATILE ORGANIC COMPOUNDS: ND											
HERBICIDES, PESTICIDES & PCBs: ND											

[EA] (Extended analysis) - Appendix I and Appendix II constituents analyzed. Other monitoring periods analyzed for routine monitoring parameters.

TABLE 5-21 (CONT'D)
MID-VALLEY SANITARY LANDFILL
HISTORICAL SUMMARY - MONITORING WELL F-21

ANALYTE	UNITS	Apr 2009	Jul 2009	Oct 2009	Jan 2010	Apr 2010	Jul 2010	Oct 2010	Jan 2011	Apr 2011	Jul 2011
FIELD PARAMETERS											
Dissolved Oxygen	mg/L	DRY	DRY	DRY	DRY	DRY	DRY	DRY	DRY	DRY	DRY
Oxidation-Reduction Potential	mV	DRY	DRY	DRY	DRY	DRY	DRY	DRY	DRY	DRY	DRY
pH	units	DRY	DRY	DRY	DRY	DRY	DRY	DRY	DRY	DRY	DRY
Specific Conductance	µmhos/cm	DRY	DRY	DRY	DRY	DRY	DRY	DRY	DRY	DRY	DRY
Temperature	C°	DRY	DRY	DRY	DRY	DRY	DRY	DRY	DRY	DRY	DRY
Turbidity	NTU	DRY	DRY	DRY	DRY	DRY	DRY	DRY	DRY	DRY	DRY
GENERAL CHEMISTRY											
Alkalinity	mg/L	DRY	DRY	DRY	DRY	DRY	DRY	DRY	DRY	DRY	DRY
Anions	meq/L	DRY	DRY	DRY	DRY	DRY	DRY	DRY	DRY	DRY	DRY
Bicarbonate	mg/L	DRY	DRY	DRY	DRY	DRY	DRY	DRY	DRY	DRY	DRY
Biological Oxygen Demand (BOD)	mg/L	DRY	DRY	DRY	DRY	DRY	DRY	DRY	DRY	DRY	DRY
Carbonate	mg/L	DRY	DRY	DRY	DRY	DRY	DRY	DRY	DRY	DRY	DRY
Cations	meq/L	DRY	DRY	DRY	DRY	DRY	DRY	DRY	DRY	DRY	DRY
Chemical Oxygen Demand (COD)	mg/L	DRY	DRY	DRY	DRY	DRY	DRY	DRY	DRY	DRY	DRY
Chloride	mg/L	DRY	DRY	DRY	DRY	DRY	DRY	DRY	DRY	DRY	DRY
Cyanide	mg/L	DRY	DRY	DRY	DRY	DRY	DRY	DRY	DRY	DRY	DRY
Fluoride	mg/L	DRY	DRY	DRY	DRY	DRY	DRY	DRY	DRY	DRY	DRY
Hardness	mg/L	DRY	DRY	DRY	DRY	DRY	DRY	DRY	DRY	DRY	DRY
Hydroxide	mg/L	DRY	DRY	DRY	DRY	DRY	DRY	DRY	DRY	DRY	DRY
Nitrate (as N)	mg/L	DRY	DRY	DRY	DRY	DRY	DRY	DRY	DRY	DRY	DRY
ortho-Phosphate Phosphorus	mg/L	DRY	DRY	DRY	DRY	DRY	DRY	DRY	DRY	DRY	DRY
Perchlorate	mg/L	DRY	DRY	DRY	DRY	DRY	DRY	DRY	DRY	DRY	DRY
Sulfate	mg/L	DRY	DRY	DRY	DRY	DRY	DRY	DRY	DRY	DRY	DRY
Sulfide	mg/L	DRY	DRY	DRY	DRY	DRY	DRY	DRY	DRY	DRY	DRY
Total Dissolved Solids (TDS)	mg/L	DRY	DRY	DRY	DRY	DRY	DRY	DRY	DRY	DRY	DRY
Total Organic Carbon (TOC)	mg/L	DRY	DRY	DRY	DRY	DRY	DRY	DRY	DRY	DRY	DRY
Total Organic Halides (TOX)	mg/L	DRY	DRY	DRY	DRY	DRY	DRY	DRY	DRY	DRY	DRY
Total Oxygen Demand (TOD)	mg/L	DRY	DRY	DRY	DRY	DRY	DRY	DRY	DRY	DRY	DRY
METALS											
Aluminum	mg/L	DRY	DRY	DRY	DRY	DRY	DRY	DRY	DRY	DRY	DRY
Antimony	mg/L	DRY	DRY	DRY	DRY	DRY	DRY	DRY	DRY	DRY	DRY
Arsenic	mg/L	DRY	DRY	DRY	DRY	DRY	DRY	DRY	DRY	DRY	DRY
Barium	mg/L	DRY	DRY	DRY	DRY	DRY	DRY	DRY	DRY	DRY	DRY
Beryllium	mg/L	DRY	DRY	DRY	DRY	DRY	DRY	DRY	DRY	DRY	DRY
Boron	mg/L	DRY	DRY	DRY	DRY	DRY	DRY	DRY	DRY	DRY	DRY
Cadmium	mg/L	DRY	DRY	DRY	DRY	DRY	DRY	DRY	DRY	DRY	DRY
Calcium	mg/L	DRY	DRY	DRY	DRY	DRY	DRY	DRY	DRY	DRY	DRY
Chromium-Hexavalent	mg/L	DRY	DRY	DRY	DRY	DRY	DRY	DRY	DRY	DRY	DRY
Chromium-Total	mg/L	DRY	DRY	DRY	DRY	DRY	DRY	DRY	DRY	DRY	DRY
Cobalt	mg/L	DRY	DRY	DRY	DRY	DRY	DRY	DRY	DRY	DRY	DRY
Copper	mg/L	DRY	DRY	DRY	DRY	DRY	DRY	DRY	DRY	DRY	DRY
Iron	mg/L	DRY	DRY	DRY	DRY	DRY	DRY	DRY	DRY	DRY	DRY
Lead	mg/L	DRY	DRY	DRY	DRY	DRY	DRY	DRY	DRY	DRY	DRY
Magnesium	mg/L	DRY	DRY	DRY	DRY	DRY	DRY	DRY	DRY	DRY	DRY
Manganese	mg/L	DRY	DRY	DRY	DRY	DRY	DRY	DRY	DRY	DRY	DRY
Mercury	mg/L	DRY	DRY	DRY	DRY	DRY	DRY	DRY	DRY	DRY	DRY
Molybdenum	mg/L	DRY	DRY	DRY	DRY	DRY	DRY	DRY	DRY	DRY	DRY
Nickel	mg/L	DRY	DRY	DRY	DRY	DRY	DRY	DRY	DRY	DRY	DRY
Phosphorus	mg/L	DRY	DRY	DRY	DRY	DRY	DRY	DRY	DRY	DRY	DRY
Potassium	mg/L	DRY	DRY	DRY	DRY	DRY	DRY	DRY	DRY	DRY	DRY
Selenium	mg/L	DRY	DRY	DRY	DRY	DRY	DRY	DRY	DRY	DRY	DRY
Silver	mg/L	DRY	DRY	DRY	DRY	DRY	DRY	DRY	DRY	DRY	DRY
Sodium	mg/L	DRY	DRY	DRY	DRY	DRY	DRY	DRY	DRY	DRY	DRY
Thallium	mg/L	DRY	DRY	DRY	DRY	DRY	DRY	DRY	DRY	DRY	DRY
Tin	mg/L	DRY	DRY	DRY	DRY	DRY	DRY	DRY	DRY	DRY	DRY
Vanadium	mg/L	DRY	DRY	DRY	DRY	DRY	DRY	DRY	DRY	DRY	DRY
Zinc	mg/L	DRY	DRY	DRY	DRY	DRY	DRY	DRY	DRY	DRY	DRY
VOLATILE ORGANIC COMPOUNDS											
1,1-Dichloroethane	µg/L	DRY	DRY	DRY	DRY	DRY	DRY	DRY	DRY	DRY	DRY
Acetone	µg/L	DRY	DRY	DRY	DRY	DRY	DRY	DRY	DRY	DRY	DRY
Benzene	µg/L	DRY	DRY	DRY	DRY	DRY	DRY	DRY	DRY	DRY	DRY
Chloroform	µg/L	DRY	DRY	DRY	DRY	DRY	DRY	DRY	DRY	DRY	DRY
cis-1,2-Dichloroethene	µg/L	DRY	DRY	DRY	DRY	DRY	DRY	DRY	DRY	DRY	DRY
Dichlorodifluoromethane	µg/L	DRY	DRY	DRY	DRY	DRY	DRY	DRY	DRY	DRY	DRY
Methylene Chloride	µg/L	DRY	DRY	DRY	DRY	DRY	DRY	DRY	DRY	DRY	DRY
Tetrachloroethene	µg/L	DRY	DRY	DRY	DRY	DRY	DRY	DRY	DRY	DRY	DRY
Toluene	µg/L	DRY	DRY	DRY	DRY	DRY	DRY	DRY	DRY	DRY	DRY
trans-1,2-Dichloroethene	µg/L	DRY	DRY	DRY	DRY	DRY	DRY	DRY	DRY	DRY	DRY
Trichloroethene	µg/L	DRY	DRY	DRY	DRY	DRY	DRY	DRY	DRY	DRY	DRY
Trichlorofluoromethane	µg/L	DRY	DRY	DRY	DRY	DRY	DRY	DRY	DRY	DRY	DRY
Vinyl Chloride	µg/L	DRY	DRY	DRY	DRY	DRY	DRY	DRY	DRY	DRY	DRY
SEMI-VOLATILE ORGANIC COMPOUNDS: ND											
HERBICIDES, PESTICIDES & PCBs: ND											

[EA] (Extended analysis) - Appendix I and Appendix II constituents analyzed. Other monitoring periods analyzed for routine monitoring parameters. Only detected compounds included above.

TABLE 5-21 (CONT'D)
MID-VALLEY SANITARY LANDFILL
HISTORICAL SUMMARY - MONITORING WELL F-21

ANALYTE	UNITS	Oct 2011	Jan 2012	May 2012	Aug 2012	Nov 2012	Feb 2013	May 2013	Aug 2013	Nov 2013	Feb 2014
FIELD PARAMETERS											
Dissolved Oxygen	mg/L	DRY	DRY	DRY	DRY	DRY	DRY	DRY	DRY	DRY	DRY
Oxidation-Reduction Potential	mV	DRY	DRY	DRY	DRY	DRY	DRY	DRY	DRY	DRY	DRY
pH	units	DRY	DRY	DRY	DRY	DRY	DRY	DRY	DRY	DRY	DRY
Specific Conductance	µmhos/cm	DRY	DRY	DRY	DRY	DRY	DRY	DRY	DRY	DRY	DRY
Temperature	C°	DRY	DRY	DRY	DRY	DRY	DRY	DRY	DRY	DRY	DRY
Turbidity	NTU	DRY	DRY	DRY	DRY	DRY	DRY	DRY	DRY	DRY	DRY
GENERAL CHEMISTRY											
Alkalinity	mg/L	DRY	DRY	DRY	DRY	DRY	DRY	DRY	DRY	DRY	DRY
Anions	meq/L	DRY	DRY	DRY	DRY	DRY	DRY	DRY	DRY	DRY	DRY
Bicarbonate	mg/L	DRY	DRY	DRY	DRY	DRY	DRY	DRY	DRY	DRY	DRY
Biological Oxygen Demand (BOD)	mg/L	DRY	DRY	DRY	DRY	DRY	DRY	DRY	DRY	DRY	DRY
Carbonate	mg/L	DRY	DRY	DRY	DRY	DRY	DRY	DRY	DRY	DRY	DRY
Cations	meq/L	DRY	DRY	DRY	DRY	DRY	DRY	DRY	DRY	DRY	DRY
Chemical Oxygen Demand (COD)	mg/L	DRY	DRY	DRY	DRY	DRY	DRY	DRY	DRY	DRY	DRY
Chloride	mg/L	DRY	DRY	DRY	DRY	DRY	DRY	DRY	DRY	DRY	DRY
Cyanide	mg/L	DRY	DRY	DRY	DRY	DRY	DRY	DRY	DRY	DRY	DRY
Fluoride	mg/L	DRY	DRY	DRY	DRY	DRY	DRY	DRY	DRY	DRY	DRY
Hardness	mg/L	DRY	DRY	DRY	DRY	DRY	DRY	DRY	DRY	DRY	DRY
Hydroxide	mg/L	DRY	DRY	DRY	DRY	DRY	DRY	DRY	DRY	DRY	DRY
Nitrate (as N)	mg/L	DRY	DRY	DRY	DRY	DRY	DRY	DRY	DRY	DRY	DRY
ortho-Phosphate Phosphorus	mg/L	DRY	DRY	DRY	DRY	DRY	DRY	DRY	DRY	DRY	DRY
Perchlorate	mg/L	DRY	DRY	DRY	DRY	DRY	DRY	DRY	DRY	DRY	DRY
Sulfate	mg/L	DRY	DRY	DRY	DRY	DRY	DRY	DRY	DRY	DRY	DRY
Sulfide	mg/L	DRY	DRY	DRY	DRY	DRY	DRY	DRY	DRY	DRY	DRY
Total Dissolved Solids (TDS)	mg/L	DRY	DRY	DRY	DRY	DRY	DRY	DRY	DRY	DRY	DRY
Total Organic Carbon (TOC)	mg/L	DRY	DRY	DRY	DRY	DRY	DRY	DRY	DRY	DRY	DRY
Total Organic Halides (TOX)	mg/L	DRY	DRY	DRY	DRY	DRY	DRY	DRY	DRY	DRY	DRY
Total Oxygen Demand (TOD)	mg/L	DRY	DRY	DRY	DRY	DRY	DRY	DRY	DRY		DRY
METALS											
Aluminum	mg/L	DRY	DRY	DRY	DRY	DRY	DRY	DRY	DRY	DRY	DRY
Antimony	mg/L	DRY	DRY	DRY	DRY	DRY	DRY	DRY	DRY	DRY	DRY
Arsenic	mg/L	DRY	DRY	DRY	DRY	DRY	DRY	DRY	DRY	DRY	DRY
Barium	mg/L	DRY	DRY	DRY	DRY	DRY	DRY	DRY	DRY	DRY	DRY
Beryllium	mg/L	DRY	DRY	DRY	DRY	DRY	DRY	DRY	DRY	DRY	DRY
Boron	mg/L	DRY	DRY	DRY	DRY	DRY	DRY	DRY	DRY	DRY	DRY
Cadmium	mg/L	DRY	DRY	DRY	DRY	DRY	DRY	DRY	DRY	DRY	DRY
Calcium	mg/L	DRY	DRY	DRY	DRY	DRY	DRY	DRY	DRY	DRY	DRY
Chromium-Hexavalent	mg/L	DRY	DRY	DRY	DRY	DRY	DRY	DRY	DRY	DRY	DRY
Chromium-Total	mg/L	DRY	DRY	DRY	DRY	DRY	DRY	DRY	DRY	DRY	DRY
Cobalt	mg/L	DRY	DRY	DRY	DRY	DRY	DRY	DRY	DRY	DRY	DRY
Copper	mg/L	DRY	DRY	DRY	DRY	DRY	DRY	DRY	DRY	DRY	DRY
Iron	mg/L	DRY	DRY	DRY	DRY	DRY	DRY	DRY	DRY	DRY	DRY
Lead	mg/L	DRY	DRY	DRY	DRY	DRY	DRY	DRY	DRY	DRY	DRY
Magnesium	mg/L	DRY	DRY	DRY	DRY	DRY	DRY	DRY	DRY	DRY	DRY
Manganese	mg/L	DRY	DRY	DRY	DRY	DRY	DRY	DRY	DRY	DRY	DRY
Mercury	mg/L	DRY	DRY	DRY	DRY	DRY	DRY	DRY	DRY	DRY	DRY
Molybdenum	mg/L	DRY	DRY	DRY	DRY	DRY	DRY	DRY	DRY	DRY	DRY
Nickel	mg/L	DRY	DRY	DRY	DRY	DRY	DRY	DRY	DRY	DRY	DRY
Phosphorus	mg/L	DRY	DRY	DRY	DRY	DRY	DRY	DRY	DRY	DRY	DRY
Potassium	mg/L	DRY	DRY	DRY	DRY	DRY	DRY	DRY	DRY	DRY	DRY
Selenium	mg/L	DRY	DRY	DRY	DRY	DRY	DRY	DRY	DRY	DRY	DRY
Silver	mg/L	DRY	DRY	DRY	DRY	DRY	DRY	DRY	DRY	DRY	DRY
Sodium	mg/L	DRY	DRY	DRY	DRY	DRY	DRY	DRY	DRY	DRY	DRY
Thallium	mg/L	DRY	DRY	DRY	DRY	DRY	DRY	DRY	DRY	DRY	DRY
Tin	mg/L	DRY	DRY	DRY	DRY	DRY	DRY	DRY	DRY	DRY	DRY
Vanadium	mg/L	DRY	DRY	DRY	DRY	DRY	DRY	DRY	DRY	DRY	DRY
Zinc	mg/L	DRY	DRY	DRY	DRY	DRY	DRY	DRY	DRY	DRY	DRY
VOLATILE ORGANIC COMPOUNDS											
1,1-Dichloroethane	µg/L	DRY	DRY	DRY	DRY	DRY	DRY	DRY	DRY	DRY	DRY
Acetone	µg/L	DRY	DRY	DRY	DRY	DRY	DRY	DRY	DRY	DRY	DRY
Benzene	µg/L	DRY	DRY	DRY	DRY	DRY	DRY	DRY	DRY	DRY	DRY
Chloroform	µg/L	DRY	DRY	DRY	DRY	DRY	DRY	DRY	DRY	DRY	DRY
cis-1,2-Dichloroethene	µg/L	DRY	DRY	DRY	DRY	DRY	DRY	DRY	DRY	DRY	DRY
Dichlorodifluoromethane	µg/L	DRY	DRY	DRY	DRY	DRY	DRY	DRY	DRY	DRY	DRY
Methylene Chloride	µg/L	DRY	DRY	DRY	DRY	DRY	DRY	DRY	DRY	DRY	DRY
Tetrachloroethene	µg/L	DRY	DRY	DRY	DRY	DRY	DRY	DRY	DRY	DRY	DRY
Toluene	µg/L	DRY	DRY	DRY	DRY	DRY	DRY	DRY	DRY	DRY	DRY
trans-1,2-Dichloroethene	µg/L	DRY	DRY	DRY	DRY	DRY	DRY	DRY	DRY	DRY	DRY
Trichloroethene	µg/L	DRY	DRY	DRY	DRY	DRY	DRY	DRY	DRY	DRY	DRY
Trichlorofluoromethane	µg/L	DRY	DRY	DRY	DRY	DRY	DRY	DRY	DRY	DRY	DRY
Vinyl Chloride	µg/L	DRY	DRY	DRY	DRY	DRY	DRY	DRY	DRY	DRY	DRY
SEMI-VOLATILE ORGANIC COMPOUNDS: ND											
HERBICIDES, PESTICIDES & PCBs: ND											

[EA] (Extended analysis) - Appendix I and Appendix II constituents analyzed. Other monitoring periods analyzed for routine monitoring parameters. Only detected compounds included above.

TABLE 5-21 (CONT'D)
MID-VALLEY SANITARY LANDFILL
HISTORICAL SUMMARY - MONITORING WELL F-21

ANALYTE	UNITS	May 2014	Aug 2014	Nov 2014	Feb 2015	May 2015	MED.	AVG.	STD. DEV.	MIN.	MAX.
FIELD PARAMETERS											
Dissolved Oxygen	mg/L	DRY	DRY	DRY	DRY	DRY	3.45	3.98	1.90	2.3	7.2
Oxidation-Reduction Potential	mV	DRY	DRY	DRY	DRY	DRY	NC	NC	NC	NC	NC
pH	units	DRY	DRY	DRY	DRY	DRY	7.25	7.29	0.309	6.8	7.8
Specific Conductance	µmhos/cm	DRY	DRY	DRY	DRY	DRY	530	554	181	340	891
Temperature	C°	DRY	DRY	DRY	DRY	DRY	18.2	19.1	1.68	17.4	22
Turbidity	NTU	DRY	DRY	DRY	DRY	DRY	0.0	0.0	0.0	0	0
GENERAL CHEMISTRY											
Alkalinity	mg/L	DRY	DRY	DRY	DRY	DRY	300	300	0.0	300	300
Anions	meq/L	DRY	DRY	DRY	DRY	DRY	7.13	7.13	0.0	7.13	7.13
Bicarbonate	mg/L	DRY	DRY	DRY	DRY	DRY	370	395	43.9	370	446
Biological Oxygen Demand (BOD)	mg/L	DRY	DRY	DRY	DRY	DRY	NC	NC	NC	NC	NC
Carbonate	mg/L	DRY	DRY	DRY	DRY	DRY	NC	NC	NC	NC	NC
Cations	meq/L	DRY	DRY	DRY	DRY	DRY	7.16	7.16	0.0	7.16	7.16
Chemical Oxygen Demand (COD)	mg/L	DRY	DRY	DRY	DRY	DRY	NC	NC	NC	**5**	**5**
Chloride	mg/L	DRY	DRY	DRY	DRY	DRY	7.70	8.55	3.35	5.9	19
Cyanide	mg/L	DRY	DRY	DRY	DRY	DRY	NC	NC	NC	NC	NC
Fluoride	mg/L	DRY	DRY	DRY	DRY	DRY	0.300	0.300	0.0	0.3	0.3
Hardness	mg/L	DRY	DRY	DRY	DRY	DRY	320	289	219	56	490
Hydroxide	mg/L	DRY	DRY	DRY	DRY	DRY	NC	NC	NC	NC	NC
Nitrate (as N)	mg/L	DRY	DRY	DRY	DRY	DRY	3.60	3.62	0.994	1.39	5.03
ortho-Phosphate Phosphorus	mg/L	DRY	DRY	DRY	DRY	DRY	NC	NC	NC	**0.01**	**0.01**
Perchlorate	mg/L	DRY	DRY	DRY	DRY	DRY	NC	NC	NC	NC	NC
Sulfate	mg/L	DRY	DRY	DRY	DRY	DRY	26.0	26.7	4.37	16.9	34
Sulfide	mg/L	DRY	DRY	DRY	DRY	DRY	NC	NC	NC	NC	NC
Total Dissolved Solids (TDS)	mg/L	DRY	DRY	DRY	DRY	DRY	450	475	84.1	386	630
Total Organic Carbon (TOC)	mg/L	DRY	DRY	DRY	DRY	DRY	0.160	5.77	9.72	**0.16**	17
Total Organic Halides (TOX)	mg/L	DRY	DRY	DRY	DRY	DRY	0.0100	0.0460	0.0624	0.01	0.118
Total Oxygen Demand (TOD)	mg/L	DRY	DRY	DRY	DRY	DRY	NC	NC	NC	39	39
METALS											
Aluminum	mg/L	DRY	DRY	DRY	DRY	DRY	NC	NC	NC	NC	NC
Antimony	mg/L	DRY	DRY	DRY	DRY	DRY	NC	NC	NC	NC	NC
Arsenic	mg/L	DRY	DRY	DRY	DRY	DRY	NC	NC	NC	**0.00042**	**0.00042**
Barium	mg/L	DRY	DRY	DRY	DRY	DRY	NC	NC	NC	**0.051**	**0.051**
Beryllium	mg/L	DRY	DRY	DRY	DRY	DRY	NC	NC	NC	NC	NC
Boron	mg/L	DRY	DRY	DRY	DRY	DRY	NC	NC	NC	**0.020**	**0.020**
Cadmium	mg/L	DRY	DRY	DRY	DRY	DRY	NC	NC	NC	NC	NC
Calcium	mg/L	DRY	DRY	DRY	DRY	DRY	110	121	24.0	81	164
Chromium-Hexavalent	mg/L	DRY	DRY	DRY	DRY	DRY	NC	NC	NC	NC	NC
Chromium-Total	mg/L	DRY	DRY	DRY	DRY	DRY	0.0130	0.0130	0.0	0.013	0.013
Cobalt	mg/L	DRY	DRY	DRY	DRY	DRY	NC	NC	NC	**0.00016**	**0.00016**
Copper	mg/L	DRY	DRY	DRY	DRY	DRY	NC	NC	NC	NC	NC
Iron	mg/L	DRY	DRY	DRY	DRY	DRY	NC	NC	NC	NC	NC
Lead	mg/L	DRY	DRY	DRY	DRY	DRY	NC	NC	NC	NC	NC
Magnesium	mg/L	DRY	DRY	DRY	DRY	DRY	17.0	20.2	6.56	15	38
Manganese	mg/L	DRY	DRY	DRY	DRY	DRY	NC	NC	NC	**0.00009**	**0.064**
Mercury	mg/L	DRY	DRY	DRY	DRY	DRY	NC	NC	NC	NC	NC
Molybdenum	mg/L	DRY	DRY	DRY	DRY	DRY	NC	NC	NC	NC	NC
Nickel	mg/L	DRY	DRY	DRY	DRY	DRY	NC	NC	NC	**0.0019**	**0.0019**
Phosphorus	mg/L	DRY	DRY	DRY	DRY	DRY	NC	NC	NC	**0.015**	**0.015**
Potassium	mg/L	DRY	DRY	DRY	DRY	DRY	3.00	3.70	1.85	2.3	5.8
Selenium	mg/L	DRY	DRY	DRY	DRY	DRY	NC	NC	NC	**0.0021**	**0.0021**
Silver	mg/L	DRY	DRY	DRY	DRY	DRY	NC	NC	NC	NC	NC
Sodium	mg/L	DRY	DRY	DRY	DRY	DRY	18.0	19.6	4.98	13	28
Thallium	mg/L	DRY	DRY	DRY	DRY	DRY	NC	NC	NC	NC	NC
Tin	mg/L	DRY	DRY	DRY	DRY	DRY	NC	NC	NC	NC	NC
Vanadium	mg/L	DRY	DRY	DRY	DRY	DRY	NC	NC	NC	**0.0056**	**0.0056**
Zinc	mg/L	DRY	DRY	DRY	DRY	DRY	NC	NC	NC	0.002	**0.032**
VOLATILE ORGANIC COMPOUNDS											
1,1-Dichloroethane	µg/L	DRY	DRY	DRY	DRY	DRY	0.600	0.553	0.434	0.11	1.4
Acetone	µg/L	DRY	DRY	DRY	DRY	DRY	NC	NC	NC	3.9	**4.7**
Benzene	µg/L	DRY	DRY	DRY	DRY	DRY	NC	NC	NC	0.12	0.8
Chloroform	µg/L	DRY	DRY	DRY	DRY	DRY	NC	NC	NC	0.098	**0.39**
cis-1,2-Dichloroethene	µg/L	DRY	DRY	DRY	DRY	DRY	1.50	1.99	1.80	0.12	7.0
Dichlorodifluoromethane	µg/L	DRY	DRY	DRY	DRY	DRY	4.90	6.45	3.82	0.22	13.9
Methylene Chloride	µg/L	DRY	DRY	DRY	DRY	DRY	NC	NC	NC	0.16	6.0
Tetrachloroethene	µg/L	DRY	DRY	DRY	DRY	DRY	15.0	17.4	11.3	0.32	49.9
Toluene	µg/L	DRY	DRY	DRY	DRY	DRY	NC	NC	NC	0.12	**0.21**
trans-1,2-Dichloroethene	µg/L	DRY	DRY	DRY	DRY	DRY	NC	NC	NC	0.14	0.6
Trichloroethene	µg/L	DRY	DRY	DRY	DRY	DRY	1.10	1.35	0.958	0.17	4.0
Trichlorofluoromethane	µg/L	DRY	DRY	DRY	DRY	DRY	1.40	1.51	0.739	0.25	3.2
Vinyl Chloride	µg/L	DRY	DRY	DRY	DRY	DRY	NC	NC	NC	0.14	1.0
SEMI-VOLATILE ORGANIC COMPOUNDS: ND											
HERBICIDES, PESTICIDES & PCBs: ND											

[EA] (Extended analysis) - Appendix I and Appendix II constituents analyzed. Other monitoring periods analyzed for routine monitoring parameters. Only detected compounds included above.

TABLE 5-22
MID-VALLEY SANITARY LANDFILL
HISTORICAL SUMMARY - MONITORING WELL F-22

ANALYTE	UNITS	Feb 2000	Apr 2000	Jul 2000	Oct 2000	Jan 2001	May 2001	Jul 2001	Oct 2001
FIELD PARAMETERS									
Dissolved Oxygen	mg/L	NA	NA	NA	NA	NA	NA	NA	NA
Oxidation-Reduction Potential	mV	NA	NA	NA	NA	NA	NA	NA	NA
pH	units	NA	NA	NA	NA	NA	7.1	7.6	NA
Specific Conductance	µmhos/cm	NA	NA	NA	NA	NA	740	640	NA
Temperature	C°	NA	NA	NA	NA	NA	19	21	NA
Turbidity	NTU	NA	NA	NA	NA	NA	NA	NA	NA
GENERAL CHEMISTRY									
Alkalinity	mg/L	NA	NA	NA	NA	NA	NA	NA	NA
Anions	meq/L	NA	NA	NA	NA	NA	NA	NA	NA
Bicarbonate	mg/L	NA	NA	NA	NA	NA	NA	NA	NA
Biological Oxygen Demand (BOD)	mg/L	NA	NA	NA	NA	NA	NA	NA	NA
Carbonate	mg/L	NA	NA	NA	NA	NA	NA	NA	NA
Cations	meq/L	NA	NA	NA	NA	NA	NA	NA	NA
Chemical Oxygen Demand (COD)	mg/L	NA	NA	NA	NA	NA	NA	NA	NA
Chloride	mg/L	NA	NA	NA	NA	NA	12	11	NA
Fluoride	mg/L	NA	NA	NA	NA	NA	NA	NA	NA
Hardness	mg/L	NA	NA	NA	NA	NA	NA	NA	NA
Hydroxide	mg/L	NA	NA	NA	NA	NA	NA	NA	NA
Nitrate (as N)	mg/L	NA	NA	NA	NA	NA	5.8	6.4	NA
Perchlorate	mg/L	NA	NA	NA	NA	NA	NA	NA	NA
Phosphate	mg/L	NA	NA	NA	NA	NA	NA	NA	NA
Sulfate	mg/L	NA	NA	NA	NA	NA	32	27	NA
Total Dissolved Solids (TDS)	mg/L	NA	NA	NA	NA	NA	480	490	NA
Total Organic Carbon (TOC)	mg/L	NA	NA	NA	NA	NA	NA	NA	NA
Total Organic Halides (TOX)	mg/L	NA	NA	NA	NA	NA	NA	NA	NA
Total Oxygen Demand (TOD)	mg/L	NA	NA	NA	NA	NA	NA	NA	NA
METALS									
Aluminum	mg/L	NA	NA	NA	NA	NA	NA	NA	NA
Antimony	mg/L	NA	NA	NA	NA	NA	NA	NA	NA
Arsenic	mg/L	NA	NA	NA	NA	NA	NA	NA	NA
Barium	mg/L	NA	NA	NA	NA	NA	NA	NA	NA
Beryllium	mg/L	NA	NA	NA	NA	NA	NA	NA	NA
Boron	mg/L	NA	NA	NA	NA	NA	NA	NA	NA
Cadmium	mg/L	NA	NA	NA	NA	NA	NA	NA	NA
Calcium	mg/L	NA	NA	NA	NA	NA	110	110	NA
Chromium-Hexavalent	mg/L	NA	NA	NA	NA	NA	NA	NA	NA
Chromium-Total	mg/L	NA	NA	NA	NA	NA	NA	NA	NA
Cobalt	mg/L	NA	NA	NA	NA	NA	NA	NA	NA
Copper	mg/L	NA	NA	NA	NA	NA	NA	NA	NA
Iron	mg/L	NA	NA	NA	NA	NA	NA	NA	NA
Lead	mg/L	NA	NA	NA	NA	NA	NA	NA	NA
Magnesium	mg/L	NA	NA	NA	NA	NA	16	18	NA
Manganese	mg/L	NA	NA	NA	NA	NA	NA	NA	NA
Mercury	mg/L	NA	NA	NA	NA	NA	NA	NA	NA
Molybdenum	mg/L	NA	NA	NA	NA	NA	NA	NA	NA
Nickel	mg/L	NA	NA	NA	NA	NA	NA	NA	NA
Phosphorus	mg/L	NA	NA	NA	NA	NA	NA	NA	NA
Potassium	mg/L	NA	NA	NA	NA	NA	NA	NA	NA
Selenium	mg/L	NA	NA	NA	NA	NA	NA	NA	NA
Silver	mg/L	NA	NA	NA	NA	NA	NA	NA	NA
Sodium	mg/L	NA	NA	NA	NA	NA	27	19	NA
Thallium	mg/L	NA	NA	NA	NA	NA	NA	NA	NA
Vanadium	mg/L	NA	NA	NA	NA	NA	NA	NA	NA
Zinc	mg/L	NA	NA	NA	NA	NA	NA	NA	NA
VOLATILE ORGANIC COMPOUNDS									
1,1-Dichloroethane	µg/L	NA	NA	NA	NA	NA	**0.39**	0.6	NA
Benzene	µg/L	NA	NA	NA	NA	NA	0.18	0.18	NA
Carbon Disulfide	µg/L	NA	NA	NA	NA	NA	0.26	170	NA
Chloroform	µg/L	NA	NA	NA	NA	NA	**0.33**	0.28	NA
cis-1,2-Dichloroethene	µg/L	NA	NA	NA	NA	NA	0.8	1.2	NA
Dichlorodifluoromethane	µg/L	NA	NA	NA	NA	NA	1.3	6.3	NA
Methylene Chloride	µg/L	NA	NA	NA	NA	NA	**0.62**(5)	**0.66**(5)	NA
o-Xylene	µg/L	NA	NA	NA	NA	NA	0.13	0.13	NA
p+m-Xylenes	µg/L	NA	NA	NA	NA	NA	0.30	0.30	NA
Tetrachloroethene	µg/L	NA	NA	NA	NA	NA	14	19	NA
Toluene	µg/L	NA	NA	NA	NA	NA	0.22	0.22	NA
trans-1,2-Dichloroethene	µg/L	NA	NA	NA	NA	NA	0.20	0.20	NA
Trichloroethene	µg/L	NA	NA	NA	NA	NA	0.6	0.9	NA
Trichlorofluoromethane	µg/L	NA	NA	NA	NA	NA	**0.99**	**2.2**	NA
SEMI-VOLATILE ORGANIC COMPOUNDS: NA									

EA (Extended analysis) - Appendix I and Appendix II constituents analyzed. Other monitoring periods analyzed for routine monitoring parameters. Only detected compounds included above.

TABLE 5-22 (CONT'D)
MID-VALLEY SANITARY LANDFILL
HISTORICAL SUMMARY - MONITORING WELL F-22

ANALYTE	UNITS	Jan 2002	Apr 2002	Jul 2002	Oct 2002	Jan 2003	Apr 2003	Jul 2003	Oct 2003	Jan 2004	Apr 2004
FIELD PARAMETERS											
Dissolved Oxygen	mg/L	DRY	DRY	NA	NA	NA	NA	NA	NA	NA	NA
Oxidation-Reduction Potential	mV	DRY	DRY	NA	NA	NA	NA	NA	NA	NA	NA
pH	units	DRY	DRY	NA	NA	NA	NA	NA	NA	NA	NA
Specific Conductance	µmhos/cm	DRY	DRY	NA	NA	NA	NA	NA	NA	NA	NA
Temperature	C°	DRY	DRY	NA	NA	NA	NA	NA	NA	NA	NA
Turbidity	NTU	DRY	DRY	NA	NA	NA	NA	NA	NA	NA	NA
GENERAL CHEMISTRY											
Alkalinity	mg/L	DRY	DRY	NA	NA	NA	NA	NA	NA	NA	NA
Anions	meq/L	DRY	DRY	NA	NA	NA	NA	NA	NA	NA	NA
Bicarbonate	mg/L	DRY	DRY	NA	NA	NA	NA	NA	NA	NA	NA
Biological Oxygen Demand (BOD)	mg/L	DRY	DRY	NA	NA	NA	NA	NA	NA	NA	NA
Carbonate	mg/L	DRY	DRY	NA	NA	NA	NA	NA	NA	NA	NA
Cations	meq/L	DRY	DRY	NA	NA	NA	NA	NA	NA	NA	NA
Chemical Oxygen Demand (COD)	mg/L	DRY	DRY	NA	NA	NA	NA	NA	NA	NA	NA
Chloride	mg/L	DRY	DRY	NA	NA	NA	NA	NA	NA	NA	NA
Fluoride	mg/L	DRY	DRY	NA	NA	NA	NA	NA	NA	NA	NA
Hardness	mg/L	DRY	DRY	NA	NA	NA	NA	NA	NA	NA	NA
Hydroxide	mg/L	DRY	DRY	NA	NA	NA	NA	NA	NA	NA	NA
Nitrate (as N)	mg/L	DRY	DRY	NA	NA	NA	NA	NA	NA	NA	NA
Perchlorate	mg/L	DRY	DRY	NA	NA	NA	NA	NA	NA	NA	NA
Phosphate	mg/L	DRY	DRY	NA	NA	NA	NA	NA	NA	NA	NA
Sulfate	mg/L	DRY	DRY	NA	NA	NA	NA	NA	NA	NA	NA
Total Dissolved Solids (TDS)	mg/L	DRY	DRY	NA	NA	NA	NA	NA	NA	NA	NA
Total Organic Carbon (TOC)	mg/L	DRY	DRY	NA	NA	NA	NA	NA	NA	NA	NA
Total Organic Halides (TOX)	mg/L	DRY	DRY	NA	NA	NA	NA	NA	NA	NA	NA
Total Oxygen Demand (TOD)	mg/L	DRY	DRY	NA	NA	NA	NA	NA	NA	NA	NA
METALS											
Aluminum	mg/L	DRY	DRY	NA	NA	NA	NA	NA	NA	NA	NA
Antimony	mg/L	DRY	DRY	NA	NA	NA	NA	NA	NA	NA	NA
Arsenic	mg/L	DRY	DRY	NA	NA	NA	NA	NA	NA	NA	NA
Barium	mg/L	DRY	DRY	NA	NA	NA	NA	NA	NA	NA	NA
Beryllium	mg/L	DRY	DRY	NA	NA	NA	NA	NA	NA	NA	NA
Boron	mg/L	DRY	DRY	NA	NA	NA	NA	NA	NA	NA	NA
Cadmium	mg/L	DRY	DRY	NA	NA	NA	NA	NA	NA	NA	NA
Calcium	mg/L	DRY	DRY	NA	NA	NA	NA	NA	NA	NA	NA
Chromium-Hexavalent	mg/L	DRY	DRY	NA	NA	NA	NA	NA	NA	NA	NA
Chromium-Total	mg/L	DRY	DRY	NA	NA	NA	NA	NA	NA	NA	NA
Cobalt	mg/L	DRY	DRY	NA	NA	NA	NA	NA	NA	NA	NA
Copper	mg/L	DRY	DRY	NA	NA	NA	NA	NA	NA	NA	NA
Iron	mg/L	DRY	DRY	NA	NA	NA	NA	NA	NA	NA	NA
Lead	mg/L	DRY	DRY	NA	NA	NA	NA	NA	NA	NA	NA
Magnesium	mg/L	DRY	DRY	NA	NA	NA	NA	NA	NA	NA	NA
Manganese	mg/L	DRY	DRY	NA	NA	NA	NA	NA	NA	NA	NA
Mercury	mg/L	DRY	DRY	NA	NA	NA	NA	NA	NA	NA	NA
Molybdenum	mg/L	DRY	DRY	NA	NA	NA	NA	NA	NA	NA	NA
Nickel	mg/L	DRY	DRY	NA	NA	NA	NA	NA	NA	NA	NA
Phosphorus	mg/L	DRY	DRY	NA	NA	NA	NA	NA	NA	NA	NA
Potassium	mg/L	DRY	DRY	NA	NA	NA	NA	NA	NA	NA	NA
Selenium	mg/L	DRY	DRY	NA	NA	NA	NA	NA	NA	NA	NA
Silver	mg/L	DRY	DRY	NA	NA	NA	NA	NA	NA	NA	NA
Sodium	mg/L	DRY	DRY	NA	NA	NA	NA	NA	NA	NA	NA
Thallium	mg/L	DRY	DRY	NA	NA	NA	NA	NA	NA	NA	NA
Vanadium	mg/L	DRY	DRY	NA	NA	NA	NA	NA	NA	NA	NA
Zinc	mg/L	DRY	DRY	NA	NA	NA	NA	NA	NA	NA	NA
VOLATILE ORGANIC COMPOUNDS											
1,1-Dichloroethane	µg/L	DRY	DRY	NA	NA	NA	NA	NA	NA	NA	NA
Benzene	µg/L	DRY	DRY	NA	NA	NA	NA	NA	NA	NA	NA
Carbon Disulfide	µg/L	DRY	DRY	NA	NA	NA	NA	NA	NA	NA	NA
Chloroform	µg/L	DRY	DRY	NA	NA	NA	NA	NA	NA	NA	NA
cis-1,2-Dichloroethene	µg/L	DRY	DRY	NA	NA	NA	NA	NA	NA	NA	NA
Dichlorodifluoromethane	µg/L	DRY	DRY	NA	NA	NA	NA	NA	NA	NA	NA
Methylene Chloride	µg/L	DRY	DRY	NA	NA	NA	NA	NA	NA	NA	NA
o-Xylene	µg/L	DRY	DRY	NA	NA	NA	NA	NA	NA	NA	NA
p+m-Xylenes	µg/L	DRY	DRY	NA	NA	NA	NA	NA	NA	NA	NA
Tetrachloroethene	µg/L	DRY	DRY	NA	NA	NA	NA	NA	NA	NA	NA
Toluene	µg/L	DRY	DRY	NA	NA	NA	NA	NA	NA	NA	NA
trans-1,2-Dichloroethene	µg/L	DRY	DRY	NA	NA	NA	NA	NA	NA	NA	NA
Trichloroethene	µg/L	DRY	DRY	NA	NA	NA	NA	NA	NA	NA	NA
Trichlorofluoromethane	µg/L	DRY	DRY	NA	NA	NA	NA	NA	NA	NA	NA
SEMI-VOLATILE ORGANIC COMPOUNDS: NA											

[EA] (Extended analysis) - Appendix I and Appendix II constituents analyzed. Other monitoring periods analyzed for routine monitoring parameters. Only detected compounds included above.

TABLE 5-22 (CONT'D)
MID-VALLEY SANITARY LANDFILL
HISTORICAL SUMMARY - MONITORING WELL F-22

ANALYTE	UNITS	Jul 2004	Oct 2004	Jan 2005	Apr 2005	Jul 2005	Oct 2005	Jan 2006	Apr 2006	Jul 2006	Oct 2006
FIELD PARAMETERS											
Dissolved Oxygen	mg/L	NA	NA	NA	DRY	DRY	DRY	DRY	DRY	DRY	DRY
Oxidation-Reduction Potential	mV	NA	NA	NA	DRY	DRY	DRY	DRY	DRY	DRY	DRY
pH	units	NA	NA	NA	DRY	DRY	DRY	DRY	DRY	DRY	DRY
Specific Conductance	µmhos/cm	NA	NA	NA	DRY	DRY	DRY	DRY	DRY	DRY	DRY
Temperature	C°	NA	NA	NA	DRY	DRY	DRY	DRY	DRY	DRY	DRY
Turbidity	NTU	NA	NA	NA	DRY	DRY	DRY	DRY	DRY	DRY	DRY
GENERAL CHEMISTRY											
Alkalinity	mg/L	NA	NA	NA	DRY	DRY	DRY	DRY	DRY	DRY	DRY
Anions	meq/L	NA	NA	NA	DRY	DRY	DRY	DRY	DRY	DRY	DRY
Bicarbonate	mg/L	NA	NA	NA	DRY	DRY	DRY	DRY	DRY	DRY	DRY
Biological Oxygen Demand (BOD)	mg/L	NA	NA	NA	DRY	DRY	DRY	DRY	DRY	DRY	DRY
Carbonate	mg/L	NA	NA	NA	DRY	DRY	DRY	DRY	DRY	DRY	DRY
Cations	meq/L	NA	NA	NA	DRY	DRY	DRY	DRY	DRY	DRY	DRY
Chemical Oxygen Demand (COD)	mg/L	NA	NA	NA	DRY	DRY	DRY	DRY	DRY	DRY	DRY
Chloride	mg/L	NA	NA	NA	DRY	DRY	DRY	DRY	DRY	DRY	DRY
Fluoride	mg/L	NA	NA	NA	DRY	DRY	DRY	DRY	DRY	DRY	DRY
Hardness	mg/L	NA	NA	NA	DRY	DRY	DRY	DRY	DRY	DRY	DRY
Hydroxide	mg/L	NA	NA	NA	DRY	DRY	DRY	DRY	DRY	DRY	DRY
Nitrate (as N)	mg/L	NA	NA	NA	DRY	DRY	DRY	DRY	DRY	DRY	DRY
Perchlorate	mg/L	NA	NA	NA	DRY	DRY	DRY	DRY	DRY	DRY	DRY
Phosphate	mg/L	NA	NA	NA	DRY	DRY	DRY	DRY	DRY	DRY	DRY
Sulfate	mg/L	NA	NA	NA	DRY	DRY	DRY	DRY	DRY	DRY	DRY
Total Dissolved Solids (TDS)	mg/L	NA	NA	NA	DRY	DRY	DRY	DRY	DRY	DRY	DRY
Total Organic Carbon (TOC)	mg/L	NA	NA	NA	DRY	DRY	DRY	DRY	DRY	DRY	DRY
Total Organic Halides (TOX)	mg/L	NA	NA	NA	DRY	DRY	DRY	DRY	DRY	DRY	DRY
Total Oxygen Demand (TOD)	mg/L	NA	NA	NA	DRY	DRY	DRY	DRY	DRY	DRY	DRY
METALS											
Aluminum	mg/L	NA	NA	NA	DRY	DRY	DRY	DRY	DRY	DRY	DRY
Antimony	mg/L	NA	NA	NA	DRY	DRY	DRY	DRY	DRY	DRY	DRY
Arsenic	mg/L	NA	NA	NA	DRY	DRY	DRY	DRY	DRY	DRY	DRY
Barium	mg/L	NA	NA	NA	DRY	DRY	DRY	DRY	DRY	DRY	DRY
Beryllium	mg/L	NA	NA	NA	DRY	DRY	DRY	DRY	DRY	DRY	DRY
Boron	mg/L	NA	NA	NA	DRY	DRY	DRY	DRY	DRY	DRY	DRY
Cadmium	mg/L	NA	NA	NA	DRY	DRY	DRY	DRY	DRY	DRY	DRY
Calcium	mg/L	NA	NA	NA	DRY	DRY	DRY	DRY	DRY	DRY	DRY
Chromium-Hexavalent	mg/L	NA	NA	NA	DRY	DRY	DRY	DRY	DRY	DRY	DRY
Chromium-Total	mg/L	NA	NA	NA	DRY	DRY	DRY	DRY	DRY	DRY	DRY
Cobalt	mg/L	NA	NA	NA	DRY	DRY	DRY	DRY	DRY	DRY	DRY
Copper	mg/L	NA	NA	NA	DRY	DRY	DRY	DRY	DRY	DRY	DRY
Iron	mg/L	NA	NA	NA	DRY	DRY	DRY	DRY	DRY	DRY	DRY
Lead	mg/L	NA	NA	NA	DRY	DRY	DRY	DRY	DRY	DRY	DRY
Magnesium	mg/L	NA	NA	NA	DRY	DRY	DRY	DRY	DRY	DRY	DRY
Manganese	mg/L	NA	NA	NA	DRY	DRY	DRY	DRY	DRY	DRY	DRY
Mercury	mg/L	NA	NA	NA	DRY	DRY	DRY	DRY	DRY	DRY	DRY
Molybdenum	mg/L	NA	NA	NA	DRY	DRY	DRY	DRY	DRY	DRY	DRY
Nickel	mg/L	NA	NA	NA	DRY	DRY	DRY	DRY	DRY	DRY	DRY
Phosphorus	mg/L	NA	NA	NA	DRY	DRY	DRY	DRY	DRY	DRY	DRY
Potassium	mg/L	NA	NA	NA	DRY	DRY	DRY	DRY	DRY	DRY	DRY
Selenium	mg/L	NA	NA	NA	DRY	DRY	DRY	DRY	DRY	DRY	DRY
Silver	mg/L	NA	NA	NA	DRY	DRY	DRY	DRY	DRY	DRY	DRY
Sodium	mg/L	NA	NA	NA	DRY	DRY	DRY	DRY	DRY	DRY	DRY
Thallium	mg/L	NA	NA	NA	DRY	DRY	DRY	DRY	DRY	DRY	DRY
Vanadium	mg/L	NA	NA	NA	DRY	DRY	DRY	DRY	DRY	DRY	DRY
Zinc	mg/L	NA	NA	NA	DRY	DRY	DRY	DRY	DRY	DRY	DRY
VOLATILE ORGANIC COMPOUNDS											
1,1-Dichloroethane	µg/L	NA	NA	NA	DRY	DRY	DRY	DRY	DRY	DRY	DRY
Benzene	µg/L	NA	NA	NA	DRY	DRY	DRY	DRY	DRY	DRY	DRY
Carbon Disulfide	µg/L	NA	NA	NA	DRY	DRY	DRY	DRY	DRY	DRY	DRY
Chloroform	µg/L	NA	NA	NA	DRY	DRY	DRY	DRY	DRY	DRY	DRY
cis-1,2-Dichloroethene	µg/L	NA	NA	NA	DRY	DRY	DRY	DRY	DRY	DRY	DRY
Dichlorodifluoromethane	µg/L	NA	NA	NA	DRY	DRY	DRY	DRY	DRY	DRY	DRY
Methylene Chloride	µg/L	NA	NA	NA	DRY	DRY	DRY	DRY	DRY	DRY	DRY
o-Xylene	µg/L	NA	NA	NA	DRY	DRY	DRY	DRY	DRY	DRY	DRY
p+m-Xylenes	µg/L	NA	NA	NA	DRY	DRY	DRY	DRY	DRY	DRY	DRY
Tetrachloroethene	µg/L	NA	NA	NA	DRY	DRY	DRY	DRY	DRY	DRY	DRY
Toluene	µg/L	NA	NA	NA	DRY	DRY	DRY	DRY	DRY	DRY	DRY
trans-1,2-Dichloroethene	µg/L	NA	NA	NA	DRY	DRY	DRY	DRY	DRY	DRY	DRY
Trichloroethene	µg/L	NA	NA	NA	DRY	DRY	DRY	DRY	DRY	DRY	DRY
Trichlorofluoromethane	µg/L	NA	NA	NA	DRY	DRY	DRY	DRY	DRY	DRY	DRY
SEMI-VOLATILE ORGANIC COMPOUNDS: NA											

[EA] (Extended analysis) - Appendix I and Appendix II constituents analyzed. Other monitoring periods analyzed for routine monitoring parameters. Only detected compounds included above.

TABLE 5-22 (CONT'D)
MID-VALLEY SANITARY LANDFILL
HISTORICAL SUMMARY - MONITORING WELL F-22

ANALYTE	UNITS	Jan 2007	Apr 2007	Jul 2007	Oct 2007	Jan 2008	Apr 2008	Jul 2008	Oct 2008	Jan 2009	Apr 2009
FIELD PARAMETERS											
Dissolved Oxygen	mg/L	DRY	DRY	DRY	DRY	DRY	DRY	DRY	DRY	DRY	DRY
Oxidation-Reduction Potential	mV	DRY	DRY	DRY	DRY	DRY	DRY	DRY	DRY	DRY	DRY
pH	units	DRY	DRY	DRY	DRY	DRY	DRY	DRY	DRY	DRY	DRY
Specific Conductance	µmhos/cm	DRY	DRY	DRY	DRY	DRY	DRY	DRY	DRY	DRY	DRY
Temperature	C°	DRY	DRY	DRY	DRY	DRY	DRY	DRY	DRY	DRY	DRY
Turbidity	NTU	DRY	DRY	DRY	DRY	DRY	DRY	DRY	DRY	DRY	DRY
GENERAL CHEMISTRY											
Alkalinity	mg/L	DRY	DRY	DRY	DRY	DRY	DRY	DRY	DRY	DRY	DRY
Anions	meq/L	DRY	DRY	DRY	DRY	DRY	DRY	DRY	DRY	DRY	DRY
Bicarbonate	mg/L	DRY	DRY	DRY	DRY	DRY	DRY	DRY	DRY	DRY	DRY
Biological Oxygen Demand (BOD)	mg/L	DRY	DRY	DRY	DRY	DRY	DRY	DRY	DRY	DRY	DRY
Carbonate	mg/L	DRY	DRY	DRY	DRY	DRY	DRY	DRY	DRY	DRY	DRY
Cations	meq/L	DRY	DRY	DRY	DRY	DRY	DRY	DRY	DRY	DRY	DRY
Chemical Oxygen Demand (COD)	mg/L	DRY	DRY	DRY	DRY	DRY	DRY	DRY	DRY	DRY	DRY
Chloride	mg/L	DRY	DRY	DRY	DRY	DRY	DRY	DRY	DRY	DRY	DRY
Fluoride	mg/L	DRY	DRY	DRY	DRY	DRY	DRY	DRY	DRY	DRY	DRY
Hardness	mg/L	DRY	DRY	DRY	DRY	DRY	DRY	DRY	DRY	DRY	DRY
Hydroxide	mg/L	DRY	DRY	DRY	DRY	DRY	DRY	DRY	DRY	DRY	DRY
Nitrate (as N)	mg/L	DRY	DRY	DRY	DRY	DRY	DRY	DRY	DRY	DRY	DRY
Perchlorate	mg/L	DRY	DRY	DRY	DRY	DRY	DRY	DRY	DRY	DRY	DRY
Phosphate	mg/L	DRY	DRY	DRY	DRY	DRY	DRY	DRY	DRY	DRY	DRY
Sulfate	mg/L	DRY	DRY	DRY	DRY	DRY	DRY	DRY	DRY	DRY	DRY
Total Dissolved Solids (TDS)	mg/L	DRY	DRY	DRY	DRY	DRY	DRY	DRY	DRY	DRY	DRY
Total Organic Carbon (TOC)	mg/L	DRY	DRY	DRY	DRY	DRY	DRY	DRY	DRY	DRY	DRY
Total Organic Halides (TOX)	mg/L	DRY	DRY	DRY	DRY	DRY	DRY	DRY	DRY	DRY	DRY
Total Oxygen Demand (TOD)	mg/L	DRY	DRY	DRY	DRY	DRY	DRY	DRY	DRY	DRY	DRY
METALS											
Aluminum	mg/L	DRY	DRY	DRY	DRY	DRY	DRY	DRY	DRY	DRY	DRY
Antimony	mg/L	DRY	DRY	DRY	DRY	DRY	DRY	DRY	DRY	DRY	DRY
Arsenic	mg/L	DRY	DRY	DRY	DRY	DRY	DRY	DRY	DRY	DRY	DRY
Barium	mg/L	DRY	DRY	DRY	DRY	DRY	DRY	DRY	DRY	DRY	DRY
Beryllium	mg/L	DRY	DRY	DRY	DRY	DRY	DRY	DRY	DRY	DRY	DRY
Boron	mg/L	DRY	DRY	DRY	DRY	DRY	DRY	DRY	DRY	DRY	DRY
Cadmium	mg/L	DRY	DRY	DRY	DRY	DRY	DRY	DRY	DRY	DRY	DRY
Calcium	mg/L	DRY	DRY	DRY	DRY	DRY	DRY	DRY	DRY	DRY	DRY
Chromium-Hexavalent	mg/L	DRY	DRY	DRY	DRY	DRY	DRY	DRY	DRY	DRY	DRY
Chromium-Total	mg/L	DRY	DRY	DRY	DRY	DRY	DRY	DRY	DRY	DRY	DRY
Cobalt	mg/L	DRY	DRY	DRY	DRY	DRY	DRY	DRY	DRY	DRY	DRY
Copper	mg/L	DRY	DRY	DRY	DRY	DRY	DRY	DRY	DRY	DRY	DRY
Iron	mg/L	DRY	DRY	DRY	DRY	DRY	DRY	DRY	DRY	DRY	DRY
Lead	mg/L	DRY	DRY	DRY	DRY	DRY	DRY	DRY	DRY	DRY	DRY
Magnesium	mg/L	DRY	DRY	DRY	DRY	DRY	DRY	DRY	DRY	DRY	DRY
Manganese	mg/L	DRY	DRY	DRY	DRY	DRY	DRY	DRY	DRY	DRY	DRY
Mercury	mg/L	DRY	DRY	DRY	DRY	DRY	DRY	DRY	DRY	DRY	DRY
Molybdenum	mg/L	DRY	DRY	DRY	DRY	DRY	DRY	DRY	DRY	DRY	DRY
Nickel	mg/L	DRY	DRY	DRY	DRY	DRY	DRY	DRY	DRY	DRY	DRY
Phosphorus	mg/L	DRY	DRY	DRY	DRY	DRY	DRY	DRY	DRY	DRY	DRY
Potassium	mg/L	DRY	DRY	DRY	DRY	DRY	DRY	DRY	DRY	DRY	DRY
Selenium	mg/L	DRY	DRY	DRY	DRY	DRY	DRY	DRY	DRY	DRY	DRY
Silver	mg/L	DRY	DRY	DRY	DRY	DRY	DRY	DRY	DRY	DRY	DRY
Sodium	mg/L	DRY	DRY	DRY	DRY	DRY	DRY	DRY	DRY	DRY	DRY
Thallium	mg/L	DRY	DRY	DRY	DRY	DRY	DRY	DRY	DRY	DRY	DRY
Vanadium	mg/L	DRY	DRY	DRY	DRY	DRY	DRY	DRY	DRY	DRY	DRY
Zinc	mg/L	DRY	DRY	DRY	DRY	DRY	DRY	DRY	DRY	DRY	DRY
VOLATILE ORGANIC COMPOUNDS											
1,1-Dichloroethane	µg/L	DRY	DRY	DRY	DRY	DRY	DRY	DRY	DRY	DRY	DRY
Benzene	µg/L	DRY	DRY	DRY	DRY	DRY	DRY	DRY	DRY	DRY	DRY
Carbon Disulfide	µg/L	DRY	DRY	DRY	DRY	DRY	DRY	DRY	DRY	DRY	DRY
Chloroform	µg/L	DRY	DRY	DRY	DRY	DRY	DRY	DRY	DRY	DRY	DRY
cis-1,2-Dichloroethene	µg/L	DRY	DRY	DRY	DRY	DRY	DRY	DRY	DRY	DRY	DRY
Dichlorodifluoromethane	µg/L	DRY	DRY	DRY	DRY	DRY	DRY	DRY	DRY	DRY	DRY
Methylene Chloride	µg/L	DRY	DRY	DRY	DRY	DRY	DRY	DRY	DRY	DRY	DRY
o-Xylene	µg/L	DRY	DRY	DRY	DRY	DRY	DRY	DRY	DRY	DRY	DRY
p+m-Xylenes	µg/L	DRY	DRY	DRY	DRY	DRY	DRY	DRY	DRY	DRY	DRY
Tetrachloroethene	µg/L	DRY	DRY	DRY	DRY	DRY	DRY	DRY	DRY	DRY	DRY
Toluene	µg/L	DRY	DRY	DRY	DRY	DRY	DRY	DRY	DRY	DRY	DRY
trans-1,2-Dichloroethene	µg/L	DRY	DRY	DRY	DRY	DRY	DRY	DRY	DRY	DRY	DRY
Trichloroethene	µg/L	DRY	DRY	DRY	DRY	DRY	DRY	DRY	DRY	DRY	DRY
Trichlorofluoromethane	µg/L	DRY	DRY	DRY	DRY	DRY	DRY	DRY	DRY	DRY	DRY
SEMI-VOLATILE ORGANIC COMPOUNDS: NA											

[EA] (Extended analysis) - Appendix I and Appendix II constituents analyzed. Other monitoring periods analyzed for routine monitoring parameters. Only detected compounds included above.

TABLE 5-22 (CONT'D)
MID-VALLEY SANITARY LANDFILL
HISTORICAL SUMMARY - MONITORING WELL F-22

ANALYTE	UNITS	Jul 2009	Oct 2009	Jan 2010	Apr 2010	Jul 2010	Oct 2010	Jan 2011	Apr 2011	Jul 2011	Oct 2011
FIELD PARAMETERS											
Dissolved Oxygen	mg/L	DRY	DRY	DRY	DRY	DRY	DRY	DRY	DRY	DRY	DRY
Oxidation-Reduction Potential	mV	DRY	DRY	DRY	DRY	DRY	DRY	DRY	DRY	DRY	DRY
pH	units	DRY	DRY	DRY	DRY	DRY	DRY	DRY	DRY	DRY	DRY
Specific Conductance	µmhos/cm	DRY	DRY	DRY	DRY	DRY	DRY	DRY	DRY	DRY	DRY
Temperature	C°	DRY	DRY	DRY	DRY	DRY	DRY	DRY	DRY	DRY	DRY
Turbidity	NTU	DRY	DRY	DRY	DRY	DRY	DRY	DRY	DRY	DRY	DRY
GENERAL CHEMISTRY											
Alkalinity	mg/L	DRY	DRY	DRY	DRY	DRY	DRY	DRY	DRY	DRY	DRY
Anions	meq/L	DRY	DRY	DRY	DRY	DRY	DRY	DRY	DRY	DRY	DRY
Bicarbonate	mg/L	DRY	DRY	DRY	DRY	DRY	DRY	DRY	DRY	DRY	DRY
Biological Oxygen Demand (BOD)	mg/L	DRY	DRY	DRY	DRY	DRY	DRY	DRY	DRY	DRY	DRY
Carbonate	mg/L	DRY	DRY	DRY	DRY	DRY	DRY	DRY	DRY	DRY	DRY
Cations	meq/L	DRY	DRY	DRY	DRY	DRY	DRY	DRY	DRY	DRY	DRY
Chemical Oxygen Demand (COD)	mg/L	DRY	DRY	DRY	DRY	DRY	DRY	DRY	DRY	DRY	DRY
Chloride	mg/L	DRY	DRY	DRY	DRY	DRY	DRY	DRY	DRY	DRY	DRY
Fluoride	mg/L	DRY	DRY	DRY	DRY	DRY	DRY	DRY	DRY	DRY	DRY
Hardness	mg/L	DRY	DRY	DRY	DRY	DRY	DRY	DRY	DRY	DRY	DRY
Hydroxide	mg/L	DRY	DRY	DRY	DRY	DRY	DRY	DRY	DRY	DRY	DRY
Nitrate (as N)	mg/L	DRY	DRY	DRY	DRY	DRY	DRY	DRY	DRY	DRY	DRY
Perchlorate	mg/L	DRY	DRY	DRY	DRY	DRY	DRY	DRY	DRY	DRY	DRY
Phosphate	mg/L	DRY	DRY	DRY	DRY	DRY	DRY	DRY	DRY	DRY	DRY
Sulfate	mg/L	DRY	DRY	DRY	DRY	DRY	DRY	DRY	DRY	DRY	DRY
Total Dissolved Solids (TDS)	mg/L	DRY	DRY	DRY	DRY	DRY	DRY	DRY	DRY	DRY	DRY
Total Organic Carbon (TOC)	mg/L	DRY	DRY	DRY	DRY	DRY	DRY	DRY	DRY	DRY	DRY
Total Organic Halides (TOX)	mg/L	DRY	DRY	DRY	DRY	DRY	DRY	DRY	DRY	DRY	DRY
Total Oxygen Demand (TOD)	mg/L	DRY	DRY	DRY	DRY	DRY	DRY	DRY	DRY	DRY	DRY
METALS											
Aluminum	mg/L	DRY	DRY	DRY	DRY	DRY	DRY	DRY	DRY	DRY	DRY
Antimony	mg/L	DRY	DRY	DRY	DRY	DRY	DRY	DRY	DRY	DRY	DRY
Arsenic	mg/L	DRY	DRY	DRY	DRY	DRY	DRY	DRY	DRY	DRY	DRY
Barium	mg/L	DRY	DRY	DRY	DRY	DRY	DRY	DRY	DRY	DRY	DRY
Beryllium	mg/L	DRY	DRY	DRY	DRY	DRY	DRY	DRY	DRY	DRY	DRY
Boron	mg/L	DRY	DRY	DRY	DRY	DRY	DRY	DRY	DRY	DRY	DRY
Cadmium	mg/L	DRY	DRY	DRY	DRY	DRY	DRY	DRY	DRY	DRY	DRY
Calcium	mg/L	DRY	DRY	DRY	DRY	DRY	DRY	DRY	DRY	DRY	DRY
Chromium-Hexavalent	mg/L	DRY	DRY	DRY	DRY	DRY	DRY	DRY	DRY	DRY	DRY
Chromium-Total	mg/L	DRY	DRY	DRY	DRY	DRY	DRY	DRY	DRY	DRY	DRY
Cobalt	mg/L	DRY	DRY	DRY	DRY	DRY	DRY	DRY	DRY	DRY	DRY
Copper	mg/L	DRY	DRY	DRY	DRY	DRY	DRY	DRY	DRY	DRY	DRY
Iron	mg/L	DRY	DRY	DRY	DRY	DRY	DRY	DRY	DRY	DRY	DRY
Lead	mg/L	DRY	DRY	DRY	DRY	DRY	DRY	DRY	DRY	DRY	DRY
Magnesium	mg/L	DRY	DRY	DRY	DRY	DRY	DRY	DRY	DRY	DRY	DRY
Manganese	mg/L	DRY	DRY	DRY	DRY	DRY	DRY	DRY	DRY	DRY	DRY
Mercury	mg/L	DRY	DRY	DRY	DRY	DRY	DRY	DRY	DRY	DRY	DRY
Molybdenum	mg/L	DRY	DRY	DRY	DRY	DRY	DRY	DRY	DRY	DRY	DRY
Nickel	mg/L	DRY	DRY	DRY	DRY	DRY	DRY	DRY	DRY	DRY	DRY
Phosphorus	mg/L	DRY	DRY	DRY	DRY	DRY	DRY	DRY	DRY	DRY	DRY
Potassium	mg/L	DRY	DRY	DRY	DRY	DRY	DRY	DRY	DRY	DRY	DRY
Selenium	mg/L	DRY	DRY	DRY	DRY	DRY	DRY	DRY	DRY	DRY	DRY
Silver	mg/L	DRY	DRY	DRY	DRY	DRY	DRY	DRY	DRY	DRY	DRY
Sodium	mg/L	DRY	DRY	DRY	DRY	DRY	DRY	DRY	DRY	DRY	DRY
Thallium	mg/L	DRY	DRY	DRY	DRY	DRY	DRY	DRY	DRY	DRY	DRY
Vanadium	mg/L	DRY	DRY	DRY	DRY	DRY	DRY	DRY	DRY	DRY	DRY
Zinc	mg/L	DRY	DRY	DRY	DRY	DRY	DRY	DRY	DRY	DRY	DRY
VOLATILE ORGANIC COMPOUNDS											
1,1-Dichloroethane	µg/L	DRY	DRY	DRY	DRY	DRY	DRY	DRY	DRY	DRY	DRY
Benzene	µg/L	DRY	DRY	DRY	DRY	DRY	DRY	DRY	DRY	DRY	DRY
Carbon Disulfide	µg/L	DRY	DRY	DRY	DRY	DRY	DRY	DRY	DRY	DRY	DRY
Chloroform	µg/L	DRY	DRY	DRY	DRY	DRY	DRY	DRY	DRY	DRY	DRY
cis-1,2-Dichloroethene	µg/L	DRY	DRY	DRY	DRY	DRY	DRY	DRY	DRY	DRY	DRY
Dichlorodifluoromethane	µg/L	DRY	DRY	DRY	DRY	DRY	DRY	DRY	DRY	DRY	DRY
Methylene Chloride	µg/L	DRY	DRY	DRY	DRY	DRY	DRY	DRY	DRY	DRY	DRY
o-Xylene	µg/L	DRY	DRY	DRY	DRY	DRY	DRY	DRY	DRY	DRY	DRY
p+m-Xylenes	µg/L	DRY	DRY	DRY	DRY	DRY	DRY	DRY	DRY	DRY	DRY
Tetrachloroethene	µg/L	DRY	DRY	DRY	DRY	DRY	DRY	DRY	DRY	DRY	DRY
Toluene	µg/L	DRY	DRY	DRY	DRY	DRY	DRY	DRY	DRY	DRY	DRY
trans-1,2-Dichloroethene	µg/L	DRY	DRY	DRY	DRY	DRY	DRY	DRY	DRY	DRY	DRY
Trichloroethene	µg/L	DRY	DRY	DRY	DRY	DRY	DRY	DRY	DRY	DRY	DRY
Trichlorofluoromethane	µg/L	DRY	DRY	DRY	DRY	DRY	DRY	DRY	DRY	DRY	DRY
SEMI-VOLATILE ORGANIC COMPOUNDS: NA											

[EA] (Extended analysis) - Appendix I and Appendix II constituents analyzed. Other monitoring periods analyzed for routine monitoring parameters. Only detected compounds included above.

TABLE 5-22 (CONT'D)
MID-VALLEY SANITARY LANDFILL
HISTORICAL SUMMARY - MONITORING WELL F-22

ANALYTE	UNITS	Jan 2012	May 2012	Aug 2012	Nov 2012	Feb 2013	May 2013	Aug 2013	Nov 2013	Feb 2014	May 2014
FIELD PARAMETERS											
Dissolved Oxygen	mg/L	DRY	DRY	DRY	DRY	DRY	DRY	DRY	DRY	DRY	DRY
Oxidation-Reduction Potential	mV	DRY	DRY	DRY	DRY	DRY	DRY	DRY	DRY	DRY	DRY
pH	units	DRY	DRY	DRY	DRY	DRY	DRY	DRY	DRY	DRY	DRY
Specific Conductance	µmhos/cm	DRY	DRY	DRY	DRY	DRY	DRY	DRY	DRY	DRY	DRY
Temperature	C°	DRY	DRY	DRY	DRY	DRY	DRY	DRY	DRY	DRY	DRY
Turbidity	NTU	DRY	DRY	DRY	DRY	DRY	DRY	DRY	DRY	DRY	DRY
GENERAL CHEMISTRY											
Alkalinity	mg/L	DRY	DRY	DRY	DRY	DRY	DRY	DRY	DRY	DRY	DRY
Anions	meq/L	DRY	DRY	DRY	DRY	DRY	DRY	DRY	DRY	DRY	DRY
Bicarbonate	mg/L	DRY	DRY	DRY	DRY	DRY	DRY	DRY	DRY	DRY	DRY
Biological Oxygen Demand (BOD)	mg/L	DRY	DRY	DRY	DRY	DRY	DRY	DRY	DRY	DRY	DRY
Carbonate	mg/L	DRY	DRY	DRY	DRY	DRY	DRY	DRY	DRY	DRY	DRY
Cations	meq/L	DRY	DRY	DRY	DRY	DRY	DRY	DRY	DRY	DRY	DRY
Chemical Oxygen Demand (COD)	mg/L	DRY	DRY	DRY	DRY	DRY	DRY	DRY	DRY	DRY	DRY
Chloride	mg/L	DRY	DRY	DRY	DRY	DRY	DRY	DRY	DRY	DRY	DRY
Fluoride	mg/L	DRY	DRY	DRY	DRY	DRY	DRY	DRY	DRY	DRY	DRY
Hardness	mg/L	DRY	DRY	DRY	DRY	DRY	DRY	DRY	DRY	DRY	DRY
Hydroxide	mg/L	DRY	DRY	DRY	DRY	DRY	DRY	DRY	DRY	DRY	DRY
Nitrate (as N)	mg/L	DRY	DRY	DRY	DRY	DRY	DRY	DRY	DRY	DRY	DRY
Perchlorate	mg/L	DRY	DRY	DRY	DRY	DRY	DRY	DRY	DRY	DRY	DRY
Phosphate	mg/L	DRY	DRY	DRY	DRY	DRY	DRY	DRY	DRY	DRY	DRY
Sulfate	mg/L	DRY	DRY	DRY	DRY	DRY	DRY	DRY	DRY	DRY	DRY
Total Dissolved Solids (TDS)	mg/L	DRY	DRY	DRY	DRY	DRY	DRY	DRY	DRY	DRY	DRY
Total Organic Carbon (TOC)	mg/L	DRY	DRY	DRY	DRY	DRY	DRY	DRY	DRY	DRY	DRY
Total Organic Halides (TOX)	mg/L	DRY	DRY	DRY	DRY	DRY	DRY	DRY	DRY	DRY	DRY
Total Oxygen Demand (TOD)	mg/L	DRY	DRY	DRY	DRY	DRY	DRY	DRY	DRY	DRY	DRY
METALS											
Aluminum	mg/L	DRY	DRY	DRY	DRY	DRY	DRY	DRY	DRY	DRY	DRY
Antimony	mg/L	DRY	DRY	DRY	DRY	DRY	DRY	DRY	DRY	DRY	DRY
Arsenic	mg/L	DRY	DRY	DRY	DRY	DRY	DRY	DRY	DRY	DRY	DRY
Barium	mg/L	DRY	DRY	DRY	DRY	DRY	DRY	DRY	DRY	DRY	DRY
Beryllium	mg/L	DRY	DRY	DRY	DRY	DRY	DRY	DRY	DRY	DRY	DRY
Boron	mg/L	DRY	DRY	DRY	DRY	DRY	DRY	DRY	DRY	DRY	DRY
Cadmium	mg/L	DRY	DRY	DRY	DRY	DRY	DRY	DRY	DRY	DRY	DRY
Calcium	mg/L	DRY	DRY	DRY	DRY	DRY	DRY	DRY	DRY	DRY	DRY
Chromium-Hexavalent	mg/L	DRY	DRY	DRY	DRY	DRY	DRY	DRY	DRY	DRY	DRY
Chromium-Total	mg/L	DRY	DRY	DRY	DRY	DRY	DRY	DRY	DRY	DRY	DRY
Cobalt	mg/L	DRY	DRY	DRY	DRY	DRY	DRY	DRY	DRY	DRY	DRY
Copper	mg/L	DRY	DRY	DRY	DRY	DRY	DRY	DRY	DRY	DRY	DRY
Iron	mg/L	DRY	DRY	DRY	DRY	DRY	DRY	DRY	DRY	DRY	DRY
Lead	mg/L	DRY	DRY	DRY	DRY	DRY	DRY	DRY	DRY	DRY	DRY
Magnesium	mg/L	DRY	DRY	DRY	DRY	DRY	DRY	DRY	DRY	DRY	DRY
Manganese	mg/L	DRY	DRY	DRY	DRY	DRY	DRY	DRY	DRY	DRY	DRY
Mercury	mg/L	DRY	DRY	DRY	DRY	DRY	DRY	DRY	DRY	DRY	DRY
Molybdenum	mg/L	DRY	DRY	DRY	DRY	DRY	DRY	DRY	DRY	DRY	DRY
Nickel	mg/L	DRY	DRY	DRY	DRY	DRY	DRY	DRY	DRY	DRY	DRY
Phosphorus	mg/L	DRY	DRY	DRY	DRY	DRY	DRY	DRY	DRY	DRY	DRY
Potassium	mg/L	DRY	DRY	DRY	DRY	DRY	DRY	DRY	DRY	DRY	DRY
Selenium	mg/L	DRY	DRY	DRY	DRY	DRY	DRY	DRY	DRY	DRY	DRY
Silver	mg/L	DRY	DRY	DRY	DRY	DRY	DRY	DRY	DRY	DRY	DRY
Sodium	mg/L	DRY	DRY	DRY	DRY	DRY	DRY	DRY	DRY	DRY	DRY
Thallium	mg/L	DRY	DRY	DRY	DRY	DRY	DRY	DRY	DRY	DRY	DRY
Vanadium	mg/L	DRY	DRY	DRY	DRY	DRY	DRY	DRY	DRY	DRY	DRY
Zinc	mg/L	DRY	DRY	DRY	DRY	DRY	DRY	DRY	DRY	DRY	DRY
VOLATILE ORGANIC COMPOUNDS											
1,1-Dichloroethane	µg/L	DRY	DRY	DRY	DRY	DRY	DRY	DRY	DRY	DRY	DRY
Benzene	µg/L	DRY	DRY	DRY	DRY	DRY	DRY	DRY	DRY	DRY	DRY
Carbon Disulfide	µg/L	DRY	DRY	DRY	DRY	DRY	DRY	DRY	DRY	DRY	DRY
Chloroform	µg/L	DRY	DRY	DRY	DRY	DRY	DRY	DRY	DRY	DRY	DRY
cis-1,2-Dichloroethene	µg/L	DRY	DRY	DRY	DRY	DRY	DRY	DRY	DRY	DRY	DRY
Dichlorodifluoromethane	µg/L	DRY	DRY	DRY	DRY	DRY	DRY	DRY	DRY	DRY	DRY
Methylene Chloride	µg/L	DRY	DRY	DRY	DRY	DRY	DRY	DRY	DRY	DRY	DRY
o-Xylene	µg/L	DRY	DRY	DRY	DRY	DRY	DRY	DRY	DRY	DRY	DRY
p+m-Xylenes	µg/L	DRY	DRY	DRY	DRY	DRY	DRY	DRY	DRY	DRY	DRY
Tetrachloroethene	µg/L	DRY	DRY	DRY	DRY	DRY	DRY	DRY	DRY	DRY	DRY
Toluene	µg/L	DRY	DRY	DRY	DRY	DRY	DRY	DRY	DRY	DRY	DRY
trans-1,2-Dichloroethene	µg/L	DRY	DRY	DRY	DRY	DRY	DRY	DRY	DRY	DRY	DRY
Trichloroethene	µg/L	DRY	DRY	DRY	DRY	DRY	DRY	DRY	DRY	DRY	DRY
Trichlorofluoromethane	µg/L	DRY	DRY	DRY	DRY	DRY	DRY	DRY	DRY	DRY	DRY
SEMI-VOLATILE ORGANIC COMPOUNDS: NA											

[EA] (Extended analysis) - Appendix I and Appendix II constituents analyzed. Other monitoring periods analyzed for routine monitoring parameters. Only detected compounds included above.

TABLE 5-22 (CONT'D)
MID-VALLEY SANITARY LANDFILL
HISTORICAL SUMMARY - MONITORING WELL F-22

ANALYTE	UNITS	Aug 2014	Nov 2014	Feb 2015	May 2015	MED.	AVG.	STD. DEV.	MIN.	MAX.
FIELD PARAMETERS										
Dissolved Oxygen	mg/L	DRY	DRY	DRY	DRY	NC	NC	NC	5.2	5.2
Oxidation-Reduction Potential	mV	DRY	DRY	DRY	DRY	NC	NC	NC	NC	NC
pH	units	DRY	DRY	DRY	DRY	7.10	7.23	0.321	7.0	7.6
Specific Conductance	µmhos/cm	DRY	DRY	DRY	DRY	690	621	178	364	740
Temperature	C°	DRY	DRY	DRY	DRY	20.0	19.8	1.50	18	21
Turbidity	NTU	DRY	DRY	DRY	DRY	NC	NC	NC	NC	NC
GENERAL CHEMISTRY										
Alkalinity	mg/L	DRY	DRY	DRY	DRY	NC	NC	NC	NC	NC
Anions	meq/L	DRY	DRY	DRY	DRY	NC	NC	NC	NC	NC
Bicarbonate	mg/L	DRY	DRY	DRY	DRY	NC	NC	NC	NC	NC
Biological Oxygen Demand (BOD)	mg/L	DRY	DRY	DRY	DRY	NC	NC	NC	NC	NC
Carbonate	mg/L	DRY	DRY	DRY	DRY	NC	NC	NC	NC	NC
Cations	meq/L	DRY	DRY	DRY	DRY	NC	NC	NC	NC	NC
Chemical Oxygen Demand (COD)	mg/L	DRY	DRY	DRY	DRY	NC	NC	NC	NC	NC
Chloride	mg/L	DRY	DRY	DRY	DRY	11.5	11.2	3.43	6.7	15
Fluoride	mg/L	DRY	DRY	DRY	DRY	NC	NC	NC	NC	NC
Hardness	mg/L	DRY	DRY	DRY	DRY	NC	NC	NC	180	194
Hydroxide	mg/L	DRY	DRY	DRY	DRY	NC	NC	NC	NC	NC
Nitrate (as N)	mg/L	DRY	DRY	DRY	DRY	6.10	5.43	1.86	2.7	6.8
Perchlorate	mg/L	DRY	DRY	DRY	DRY	NC	NC	NC	NC	NC
Phosphate	mg/L	DRY	DRY	DRY	DRY	NC	NC	NC	NC	NC
Sulfate	mg/L	DRY	DRY	DRY	DRY	29.5	27.4	6.42	18.4	32
Total Dissolved Solids (TDS)	mg/L	DRY	DRY	DRY	DRY	485	425	123	240	490
Total Organic Carbon (TOC)	mg/L	DRY	DRY	DRY	DRY	NC	NC	NC	NC	NC
Total Organic Halides (TOX)	mg/L	DRY	DRY	DRY	DRY	NC	NC	NC	NC	NC
Total Oxygen Demand (TOD)	mg/L	DRY	DRY	DRY	DRY	NC	NC	NC	NC	NC
METALS										
Aluminum	mg/L	DRY	DRY	DRY	DRY	NC	NC	NC	NC	NC
Antimony	mg/L	DRY	DRY	DRY	DRY	NC	NC	NC	NC	NC
Arsenic	mg/L	DRY	DRY	DRY	DRY	NC	NC	NC	NC	NC
Barium	mg/L	DRY	DRY	DRY	DRY	NC	NC	NC	NC	NC
Beryllium	mg/L	DRY	DRY	DRY	DRY	NC	NC	NC	NC	NC
Boron	mg/L	DRY	DRY	DRY	DRY	NC	NC	NC	NC	NC
Cadmium	mg/L	DRY	DRY	DRY	DRY	NC	NC	NC	NC	NC
Calcium	mg/L	DRY	DRY	DRY	DRY	110	97.3	48.4	28	141
Chromium-Hexavalent	mg/L	DRY	DRY	DRY	DRY	NC	NC	NC	NC	NC
Chromium-Total	mg/L	DRY	DRY	DRY	DRY	NC	NC	NC	NC	NC
Cobalt	mg/L	DRY	DRY	DRY	DRY	NC	NC	NC	NC	NC
Copper	mg/L	DRY	DRY	DRY	DRY	NC	NC	NC	NC	NC
Iron	mg/L	DRY	DRY	DRY	DRY	NC	NC	NC	NC	NC
Lead	mg/L	DRY	DRY	DRY	DRY	NC	NC	NC	NC	NC
Magnesium	mg/L	DRY	DRY	DRY	DRY	17.0	16.0	5.89	8.0	22
Manganese	mg/L	DRY	DRY	DRY	DRY	NC	NC	NC	**0.040**	**0.040**
Mercury	mg/L	DRY	DRY	DRY	DRY	NC	NC	NC	NC	NC
Molybdenum	mg/L	DRY	DRY	DRY	DRY	NC	NC	NC	NC	NC
Nickel	mg/L	DRY	DRY	DRY	DRY	NC	NC	NC	NC	NC
Phosphorus	mg/L	DRY	DRY	DRY	DRY	NC	NC	NC	NC	NC
Potassium	mg/L	DRY	DRY	DRY	DRY	NC	NC	NC	3.0	3.0
Selenium	mg/L	DRY	DRY	DRY	DRY	NC	NC	NC	NC	NC
Silver	mg/L	DRY	DRY	DRY	DRY	NC	NC	NC	NC	NC
Sodium	mg/L	DRY	DRY	DRY	DRY	23.0	20.5	8.59	8.9	27
Thallium	mg/L	DRY	DRY	DRY	DRY	NC	NC	NC	NC	NC
Vanadium	mg/L	DRY	DRY	DRY	DRY	NC	NC	NC	NC	NC
Zinc	mg/L	DRY	DRY	DRY	DRY	NC	NC	NC	**0.040**	**0.040**
VOLATILE ORGANIC COMPOUNDS										
1,1-Dichloroethane	µg/L	DRY	DRY	DRY	DRY	0.495	0.443	0.201	0.18	0.6
Benzene	µg/L	DRY	DRY	DRY	DRY	NC	NC	NC	0.16	**0.18**
Carbon Disulfide	µg/L	DRY	DRY	DRY	DRY	NC	NC	NC	0.26	170
Chloroform	µg/L	DRY	DRY	DRY	DRY	NC	NC	NC	0.13	**0.33**
cis-1,2-Dichloroethene	µg/L	DRY	DRY	DRY	DRY	1.00	1.08	0.411	0.7	1.6
Dichlorodifluoromethane	µg/L	DRY	DRY	DRY	DRY	3.80	5.48	5.54	1.3	13.0
Methylene Chloride	µg/L	DRY	DRY	DRY	DRY	0.690	0.690	0.580	0.28	1.1
o-Xylene	µg/L	DRY	DRY	DRY	DRY	NC	NC	NC	0.10	**0.14**
p+m-Xylenes	µg/L	DRY	DRY	DRY	DRY	NC	NC	NC	0.28	0.5
Tetrachloroethene	µg/L	DRY	DRY	DRY	DRY	16.5	13.8	9.17	0.8	21.3
Toluene	µg/L	DRY	DRY	DRY	DRY	NC	NC	NC	NC	NC
trans-1,2-Dichloroethene	µg/L	DRY	DRY	DRY	DRY	NC	NC	NC	0.17	**0.20**
Trichloroethene	µg/L	DRY	DRY	DRY	DRY	0.750	0.823	0.594	0.19	1.6
Trichlorofluoromethane	µg/L	DRY	DRY	DRY	DRY	1.60	1.66	1.15	**0.45**	3.0
SEMI-VOLATILE ORGANIC COMPOUNDS: NA										

[EA] (Extended analysis) - Appendix I and Appendix II constituents analyzed. Other monitoring periods analyzed for routine monitoring parameters. Only detected compounds included above.

TABLE 5-23
MID-VALLEY SANITARY LANDFILL
HISTORICAL SUMMARY - MONITORING WELL F-23 (ABANDONED)

ANALYTE	UNITS	Jan 1997	Feb 1997	Apr 1997	Aug 1997	Oct 1997	Jan 1998	Apr 1998	Jul 1998
FIELD PARAMETERS									
Dissolved Oxygen	mg/L	NA	7.3	NA	NA	NA	NA	NA	NA
Oxidation-Reduction Potential	mV	NA	NA	NA	NA	NA	NA	NA	NA
pH	units	NA	6.7	7.06	7.71	7.0	7.25	7.1	7.4
Specific Conductance	µmhos/cm	NA	415	387	384	NA	NA	NA	NA
Temperature	C°	NA	NA	NA	NA	NA	NA	NA	NA
GENERAL CHEMISTRY									
Alkalinity	mg/L	NA	NA	NA	NA	NA	NA	NA	NA
Anions	meq/L	NA	NA	NA	NA	NA	NA	NA	NA
Bicarbonate	mg/L	NA	160	NA	NA	NA	NA	NA	NA
Biological Oxygen Demand (BOD)	mg/L	NA	2.0	NA	NA	NA	NA	NA	NA
Carbonate	mg/L	NA	5.0	NA	NA	NA	NA	NA	NA
Cations	meq/L	NA	NA	NA	NA	NA	NA	NA	NA
Chemical Oxygen Demand (COD)	mg/L	NA	NA	NA	NA	NA	NA	NA	NA
Chloride	mg/L	NA	**6.0**	10	6.0	**6.25**	**6.0**	**7.0**	**7.5**
Fluoride	mg/L	NA	NA	NA	NA	NA	NA	NA	NA
Hardness	mg/L	190	189	184	NA	NA	NA	NA	NA
Hydroxide	mg/L	NA	NA	NA	NA	NA	NA	NA	NA
Nitrate (as N)	mg/L	4.50	3.6	1.07	4.89	3.85	3.75	3.7	3.3
Perchlorate	mg/L	NA	NA	NA	NA	0.0016	NA	NA	NA
Phosphate	mg/L	NA	NA	NA	NA	NA	NA	NA	NA
Sulfate	mg/L	26.7	22	13.5	26	29	18.4	31	20
Total Dissolved Solids (TDS)	mg/L	316	248	256	264	260	184	280	250
Total Organic Carbon (TOC)	mg/L	NA	5.6	NA	NA	NA	NA	NA	NA
Total Organic Halides (TOX)	mg/L	NA	0.019	NA	NA	NA	NA	NA	NA
Total Oxygen Demand (TOD)	mg/L	NA	2.0	NA	NA	NA	NA	NA	NA
METALS									
Aluminum	mg/L	NA	NA	NA	NA	NA	NA	NA	NA
Antimony	mg/L	NA	NA	NA	NA	NA	NA	NA	NA
Arsenic	mg/L	NA	NA	NA	NA	NA	NA	NA	NA
Barium	mg/L	NA	NA	NA	NA	NA	NA	NA	NA
Beryllium	mg/L	NA	NA	NA	NA	NA	NA	NA	NA
Boron	mg/L	NA	NA	NA	NA	NA	NA	NA	NA
Cadmium	mg/L	NA	NA	NA	NA	NA	NA	NA	NA
Calcium	mg/L	95	52	56	64	54	51	74	87
Chromium-Hexavalent	mg/L	NA	NA	NA	NA	NA	NA	NA	NA
Chromium-Total	mg/L	NA	NA	NA	NA	NA	NA	NA	NA
Cobalt	mg/L	NA	NA	NA	NA	NA	NA	NA	NA
Copper	mg/L	NA	NA	NA	NA	NA	NA	NA	NA
Iron	mg/L	NA	0.1	0.06	NA	NA	NA	NA	NA
Lead	mg/L	NA	NA	NA	NA	NA	NA	NA	NA
Magnesium	mg/L	35.6	8.8	8.9	10	9.5	9.0	11	11
Manganese	mg/L	NA	**0.034**	**0.025**	NA	NA	NA	NA	NA
Mercury	mg/L	NA	NA	NA	NA	NA	NA	NA	NA
Molybdenum	mg/L	NA	NA	NA	NA	NA	NA	NA	NA
Nickel	mg/L	NA	NA	NA	NA	NA	NA	NA	NA
Phosphorus	mg/L	NA	NA	NA	NA	NA	NA	NA	NA
Potassium	mg/L	NA	1.4	2.3	NA	NA	NA	NA	NA
Selenium	mg/L	NA	NA	NA	NA	NA	NA	NA	NA
Silver	mg/L	NA	NA	NA	NA	NA	NA	NA	NA
Sodium	mg/L	NA	4.9	8.7	11	13	9.8	15	8.6
Thallium	mg/L	NA	NA	NA	NA	NA	NA	NA	NA
Vanadium	mg/L	NA	NA	NA	NA	NA	NA	NA	NA
Zinc	mg/L	NA	**0.030**	**0.034**	NA	NA	NA	NA	NA
VOLATILE ORGANIC COMPOUNDS									
Dichlorodifluoromethane	µg/L	2.6	1.2	2.0	1.2	0.6	1.2	2.6	3.7
Tetrachloroethene	µg/L	9.4	5.9	6.1	4.6	3.3	5.9	18.3	11
Toluene	µg/L	**0.35**	0.27	0.27	0.12	0.12	**0.27**[5]	0.12	0.12
Trichloroethene	µg/L	0.19	0.19	0.17	0.17	0.17	0.17	0.17	0.17
Trichlorofluoromethane	µg/L	0.30	0.30	**0.38**	**0.32**	0.25	0.25	0.7	0.9
SEMI-VOLATILE ORGANIC COMPOUNDS: NA									

[EA] (Extended analysis) - Appendix I and Appendix II constituents analyzed. Other monitoring periods analyzed for routine monitoring parameters. Only detected compounds included above.

TABLE 5-23 (CONT'D)
MID-VALLEY SANITARY LANDFILL
HISTORICAL SUMMARY - MONITORING WELL F-23 (ABANDONED)

ANALYTE	UNITS	Oct 1998	Jan 1999	Apr 1999	MED.	AVG.	STD. DEV.	MIN.	MAX.
FIELD PARAMETERS									
Dissolved Oxygen	mg/L	NA	8.1	NA	7.70	7.70	0.462	7.3	8.1
Oxidation-Reduction Potential	mV	NA	NA	NA	NC	NC	NC	NC	NC
pH	units	7.3	7.24	NA	7.25	7.21	0.355	6.7	7.71
Specific Conductance	µmhos/cm	NA	NA	NA	387	397	16.5	384	415
Temperature	C°	NA	19	NA	19.0	19.0	0.0	19	19
GENERAL CHEMISTRY									
Alkalinity	mg/L	NA	NA	NA	NC	NC	NC	NC	NC
Anions	meq/L	NA	NA	NA	NC	NC	NC	NC	NC
Bicarbonate	mg/L	NA	NA	NA	160	160	0.0	160	160
Biological Oxygen Demand (BOD)	mg/L	NA	NA	NA	NC	NC	NC	NC	NC
Carbonate	mg/L	NA	NA	NA	NC	NC	NC	NC	NC
Cations	meq/L	NA	NA	NA	NC	NC	NC	NC	NC
Chemical Oxygen Demand (COD)	mg/L	NA	NA	NA	NC	NC	NC	NC	NC
Chloride	mg/L	6.0	**4.5**	NA	6.00	6.70	1.85	**4.5**	10
Fluoride	mg/L	NA	NA	NA	NC	NC	NC	NC	NC
Hardness	mg/L	NA	NA	NA	189	187	3.13	184	190
Hydroxide	mg/L	NA	NA	NA	NC	NC	NC	NC	NC
Nitrate (as N)	mg/L	3.9	4.3	NA	3.80	3.57	1.27	1.07	4.89
Perchlorate	mg/L	NA	NA	NA	NC	NC	NC	NC	NC
Phosphate	mg/L	NA	NA	NA	NC	NC	NC	NC	NC
Sulfate	mg/L	22	23	NA	22.5	23.0	6.03	13.5	31
Total Dissolved Solids (TDS)	mg/L	246	236	NA	253	253	41.3	184	316
Total Organic Carbon (TOC)	mg/L	NA	NA	NA	5.60	5.60	0.0	5.6	5.6
Total Organic Halides (TOX)	mg/L	NA	NA	NA	0.0190	0.0190	0.0	0.019	0.019
Total Oxygen Demand (TOD)	mg/L	NA	NA	NA	NC	NC	NC	NC	NC
METALS									
Aluminum	mg/L	NA	NA	NA	NC	NC	NC	NC	NC
Antimony	mg/L	NA	NA	NA	NC	NC	NC	NC	NC
Arsenic	mg/L	NA	NA	NA	NC	NC	NC	NC	NC
Barium	mg/L	NA	NA	NA	NC	NC	NC	NC	NC
Beryllium	mg/L	NA	NA	NA	NC	NC	NC	NC	NC
Boron	mg/L	NA	NA	NA	NC	NC	NC	NC	NC
Cadmium	mg/L	NA	NA	NA	NC	NC	NC	NC	NC
Calcium	mg/L	58	67	NA	61.0	67.0	16.9	51	95
Chromium-Hexavalent	mg/L	NA	NA	NA	NC	NC	NC	NC	NC
Chromium-Total	mg/L	NA	NA	NA	NC	NC	NC	NC	NC
Cobalt	mg/L	NA	NA	NA	NC	NC	NC	NC	NC
Copper	mg/L	NA	NA	NA	NC	NC	NC	NC	NC
Iron	mg/L	NA	NA	NA	NC	NC	NC	NC	NC
Lead	mg/L	NA	NA	NA	NC	NC	NC	NC	NC
Magnesium	mg/L	11	10	NA	10.0	14.1	10.1	8.8	35.6
Manganese	mg/L	NA	NA	NA	NC	NC	NC	**0.025**	**0.034**
Mercury	mg/L	NA	NA	NA	NC	NC	NC	NC	NC
Molybdenum	mg/L	NA	NA	NA	NC	NC	NC	NC	NC
Nickel	mg/L	NA	NA	NA	NC	NC	NC	NC	NC
Phosphorus	mg/L	NA	NA	NA	NC	NC	NC	NC	NC
Potassium	mg/L	NA	NA	NA	1.85	1.85	0.520	1.4	2.3
Selenium	mg/L	NA	NA	NA	NC	NC	NC	NC	NC
Silver	mg/L	NA	NA	NA	NC	NC	NC	NC	NC
Sodium	mg/L	9.5	18	NA	9.80	11.0	4.55	4.9	18
Thallium	mg/L	NA	NA	NA	NC	NC	NC	NC	NC
Vanadium	mg/L	NA	NA	NA	NC	NC	NC	NC	NC
Zinc	mg/L	NA	NA	NA	NC	NC	NC	**0.030**	**0.034**
VOLATILE ORGANIC COMPOUNDS									
Dichlorodifluoromethane	µg/L	1.5	4.0	NA	1.75	2.10	1.26	0.6	4.0
Tetrachloroethene	µg/L	4.4	8.7	NA	6.00	8.27	5.26	3.3	18.3
Toluene	µg/L	0.12	0.12	NA	NC	NC	NC	0.12	**0.35**
Trichloroethene	µg/L	0.17	**0.18**	NA	NC	NC	NC	0.17	**0.18**
Trichlorofluoromethane	µg/L	0.5	1.4	NA	0.350	0.579	0.433	0.25	1.4
SEMI-VOLATILE ORGANIC COMPOUNDS: NA									

[EA] (Extended analysis) - Appendix I and Appendix II constituents analyzed. Other monitoring periods analyzed for routine monitoring parameters. Only detected compounds included above.

TABLE 5-24
MID-VALLEY SANITARY LANDFILL
HISTORICAL SUMMARY - MONITORING WELL F-24

ANALYTE	UNITS	Jan 2000	Apr 2000	Jul 2000	Oct[EA] 2000	Jan 2001	Apr 2001	Jul 2001
FIELD PARAMETERS								
Dissolved Oxygen	mg/L	NA	NA	5.5	5.5	5.9	4.8	5.8
Oxidation-Reduction Potential	mV	NA	NA	NA	NA	NA	NA	NA
pH	units	8.0	8.4	7.7	7.9	7.6	8.2	7.6
Specific Conductance	µmhos/cm	NA	210	310	370	330	220	330
Temperature	C°	17	18	22	21	20	21	23
Turbidity	NTU	NA	NA	0	0	0	0	0
GENERAL CHEMISTRY								
Alkalinity	mg/L	NA	NA	NA	150	NA	NA	NA
Anions	meq/L	NA	NA	NA	3.71	NA	NA	NA
Bicarbonate	mg/L	NA	NA	NA	190	NA	NA	NA
Biological Oxygen Demand (BOD)	mg/L	NA	NA	NA	NA	NA	NA	NA
Carbonate	mg/L	NA	NA	NA	2	NA	NA	NA
Cations	meq/L	NA	NA	NA	3.66	NA	NA	NA
Chemical Oxygen Demand (COD)	mg/L	NA	NA	NA	4	NA	NA	NA
Chloride	mg/L	4	4	3	3	3	4	4
Cyanide	mg/L	NA	NA	NA	0.006	NA	NA	NA
Fluoride	mg/L	NA	NA	NA	0.3	NA	NA	NA
Hardness	mg/L	NA	NA	NA	150	NA	NA	NA
Hydroxide	mg/L	NA	NA	NA	2	NA	NA	NA
Nitrate (as N)	mg/L	3.4	3.3	2.9	2.1	2.4	2.7	3.1
ortho-Phosphate Phosphorus	mg/L	NA	NA	NA	**0.029**	NA	NA	NA
Perchlorate	mg/L	NA	NA	NA	NA	NA	NA	NA
Sulfate	mg/L	21	20	21	20	21	21	21
Sulfide	mg/L	NA	NA	NA	0.2	NA	NA	NA
Total Dissolved Solids (TDS)	mg/L	230	210	240	220	220	230	240
Total Organic Carbon (TOC)	mg/L	NA	NA	NA	**0.48**	NA	NA	NA
Total Organic Halides (TOX)	mg/L	NA	NA	NA	0.005	NA	NA	NA
Total Oxygen Demand (TOD)	mg/L	NA	NA	NA	NA	NA	NA	NA
METALS								
Aluminum	mg/L	NA	NA	NA	NA	NA	NA	NA
Antimony	mg/L	NA	NA	NA	0.0001	NA	NA	NA
Arsenic	mg/L	NA	NA	NA	**0.0017**	NA	NA	NA
Barium	mg/L	NA	NA	NA	**0.020**	NA	NA	NA
Beryllium	mg/L	NA	NA	NA	0.0004	NA	NA	NA
Boron	mg/L	NA	NA	NA	**0.015**	NA	NA	NA
Cadmium	mg/L	NA	NA	NA	0.0001	NA	NA	NA
Calcium	mg/L	37	29	63	49	51	55	51
Chromium-Hexavalent	mg/L	NA	NA	NA	NA	NA	NA	NA
Chromium-Total	mg/L	NA	NA	NA	**0.0067**	NA	NA	NA
Cobalt	mg/L	NA	NA	NA	0.0001	NA	NA	NA
Copper	mg/L	NA	NA	NA	0.0002	NA	NA	NA
Iron	mg/L	NA	NA	NA	0.010	NA	NA	NA
Lead	mg/L	NA	NA	NA	0.0001	NA	NA	NA
Magnesium	mg/L	7	8	9	8	8	9	8
Manganese	mg/L	NA	NA	NA	**0.00018**	NA	NA	NA
Mercury	mg/L	NA	NA	NA	0.00043	NA	NA	NA
Molybdenum	mg/L	NA	NA	NA	NA	NA	NA	NA
Nickel	mg/L	NA	NA	NA	**0.00093**	NA	NA	NA
Phosphorus	mg/L	NA	NA	NA	**0.02**	NA	NA	NA
Potassium	mg/L	NA	NA	NA	4	NA	NA	NA
Selenium	mg/L	NA	NA	NA	0.0009	NA	NA	NA
Silver	mg/L	NA	NA	NA	0.0001	NA	NA	NA
Sodium	mg/L	18	20	12	11	13	10	10
Thallium	mg/L	NA	NA	NA	0.00006	NA	NA	NA
Tin	mg/L	NA	NA	NA	0.00008	NA	NA	NA
Vanadium	mg/L	NA	NA	NA	**0.0036**	NA	NA	NA
Zinc	mg/L	NA	NA	NA	0.002	NA	NA	NA
VOLATILE ORGANIC COMPOUNDS								
1,1-Dichloroethane	µg/L	0.31	0.39	0.35	0.35	0.35	0.35	0.35
1,2-Dichloropropane	µg/L	0.20	0.23	0.29	0.29	0.29	0.29	0.29
1,4-Dichlorobenzene	µg/L	0.24	0.44	0.29	0.8	0.29	0.29	0.29
Acetone	µg/L	3.9	8.6	4.2	4.2	4.2	4.2	4.2
Carbon disulfide	µg/L	0.46	0.44	0.46	0.26	0.26	0.26	0.26
Chloroform	µg/L	0.24	0.30	0.28	0.28	0.28	0.28	**0.31**
cis-1,2-Dichloroethene	µg/L	0.19	0.48	0.18	0.18	0.18	0.18	0.18
Dichlorodifluoromethane	µg/L	**0.48**	0.48	0.8	0.22	0.8	2.2	2.0
Methylene Chloride	µg/L	0.27	0.42	0.27	0.27	0.27	0.27	0.27
p+m-Xylenes	µg/L	0.5	0.39	0.30	0.30	0.30	0.30	0.30
Styrene	µg/L	0.10	0.31	0.19	**0.21**	0.19	0.19	0.19
Tetrachloroethene	µg/L	3.4	1.9	0.9	0.6	0.6	0.9	1.2
Toluene	µg/L	0.14	0.24	0.22	0.22	0.22	0.22	0.22
Trichloroethene	µg/L	0.17	0.35	0.27	0.27	0.27	0.27	0.27
Trichlorofluoromethane	µg/L	0.43	**0.17**	0.23	0.23	0.23	**0.24**	**0.44**
SEMI-VOLATILE ORGANIC COMPOUNDS: ND								
HERBICIDES, PESTICIDES & PCBs: ND								

[EA] (Extended analysis) - Appendix I and Appendix II constituents analyzed. Other monitoring periods analyzed for routine monitoring parameters. Only detected compounds included above.

TABLE 5-24 (CONT'D)
MID-VALLEY SANITARY LANDFILL
HISTORICAL SUMMARY - MONITORING WELL F-24

ANALYTE	UNITS	Oct 2001	Jan 2002	Apr 2002	Jul 2002	Oct 2002	Jan 2003	Apr 2003	Jul 2003	Oct 2003	Jan 2004
FIELD PARAMETERS											
Dissolved Oxygen	mg/L	5.1	6.7	7.8	NA	NA	NA	NA	NA	NA	NA
Oxidation-Reduction Potential	mV	NA	NA	NA	NA	NA	NA	NA	NA	NA	NA
pH	units	7.3	7.4	7.6	NA	NA	NA	NA	NA	NA	NA
Specific Conductance	µmhos/cm	350	360	420	NA	NA	NA	NA	NA	NA	NA
Temperature	C°	23	21.2	20.4	NA	NA	NA	NA	NA	NA	NA
Turbidity	NTU	0	0	0	NA	NA	NA	NA	NA	NA	NA
GENERAL CHEMISTRY											
Alkalinity	mg/L	NA	NA	NA	NA	NA	NA	NA	NA	NA	NA
Anions	meq/L	NA	NA	NA	NA	NA	NA	NA	NA	NA	NA
Bicarbonate	mg/L	NA	NA	NA	NA	NA	NA	NA	NA	NA	NA
Biological Oxygen Demand (BOD)	mg/L	NA	NA	NA	NA	NA	NA	NA	NA	NA	NA
Carbonate	mg/L	NA	NA	NA	NA	NA	NA	NA	NA	NA	NA
Cations	meq/L	NA	NA	NA	NA	NA	NA	NA	NA	NA	NA
Chemical Oxygen Demand (COD)	mg/L	NA	NA	NA	NA	NA	NA	NA	NA	NA	NA
Chloride	mg/L	3	4	3.2	NA	NA	NA	NA	NA	NA	NA
Cyanide	mg/L	NA	NA	NA	NA	NA	NA	NA	NA	NA	NA
Fluoride	mg/L	NA	NA	NA	NA	NA	NA	NA	NA	NA	NA
Hardness	mg/L	NA	NA	NA	NA	NA	NA	NA	NA	NA	NA
Hydroxide	mg/L	NA	NA	NA	NA	NA	NA	NA	NA	NA	NA
Nitrate (as N)	mg/L	3.6	3.7	3.1	NA	NA	NA	NA	NA	NA	NA
ortho-Phosphate Phosphorus	mg/L	NA	NA	NA	NA	NA	NA	NA	NA	NA	NA
Perchlorate	mg/L	NA	NA	NA	NA	NA	NA	NA	NA	NA	NA
Sulfate	mg/L	19	19	18	NA	NA	NA	NA	NA	NA	NA
Sulfide	mg/L	NA	NA	NA	NA	NA	NA	NA	NA	NA	NA
Total Dissolved Solids (TDS)	mg/L	260	220	240	NA	NA	NA	NA	NA	NA	NA
Total Organic Carbon (TOC)	mg/L	NA	NA	NA	NA	NA	NA	NA	NA	NA	NA
Total Organic Halides (TOX)	mg/L	NA	NA	NA	NA	NA	NA	NA	NA	NA	NA
Total Oxygen Demand (TOD)	mg/L	NA	NA	NA	NA	NA	NA	NA	NA	NA	NA
METALS											
Aluminum	mg/L	NA	NA	NA	NA	NA	NA	NA	NA	NA	NA
Antimony	mg/L	NA	NA	NA	NA	NA	NA	NA	NA	NA	NA
Arsenic	mg/L	NA	NA	NA	NA	NA	NA	NA	NA	NA	NA
Barium	mg/L	NA	NA	NA	NA	NA	NA	NA	NA	NA	NA
Beryllium	mg/L	NA	NA	NA	NA	NA	NA	NA	NA	NA	NA
Boron	mg/L	NA	NA	NA	NA	NA	NA	NA	NA	NA	NA
Cadmium	mg/L	NA	NA	NA	NA	NA	NA	NA	NA	NA	NA
Calcium	mg/L	56	56	58	NA	NA	NA	NA	NA	NA	NA
Chromium-Hexavalent	mg/L	NA	NA	NA	NA	NA	NA	NA	NA	NA	NA
Chromium-Total	mg/L	NA	NA	NA	NA	NA	NA	NA	NA	NA	NA
Cobalt	mg/L	NA	NA	NA	NA	NA	NA	NA	NA	NA	NA
Copper	mg/L	NA	NA	NA	NA	NA	NA	NA	NA	NA	NA
Iron	mg/L	NA	NA	NA	NA	NA	NA	NA	NA	NA	NA
Lead	mg/L	NA	NA	NA	NA	NA	NA	NA	NA	NA	NA
Magnesium	mg/L	8	8	8.4	NA	NA	NA	NA	NA	NA	NA
Manganese	mg/L	NA	NA	NA	NA	NA	NA	NA	NA	NA	NA
Mercury	mg/L	NA	NA	NA	NA	NA	NA	NA	NA	NA	NA
Molybdenum	mg/L	NA	NA	NA	NA	NA	NA	NA	NA	NA	NA
Nickel	mg/L	NA	NA	NA	NA	NA	NA	NA	NA	NA	NA
Phosphorus	mg/L	NA	NA	NA	NA	NA	NA	NA	NA	NA	NA
Potassium	mg/L	NA	NA	NA	NA	NA	NA	NA	NA	NA	NA
Selenium	mg/L	NA	NA	NA	NA	NA	NA	NA	NA	NA	NA
Silver	mg/L	NA	NA	NA	NA	NA	NA	NA	NA	NA	NA
Sodium	mg/L	10	10	10	NA	NA	NA	NA	NA	NA	NA
Thallium	mg/L	NA	NA	NA	NA	NA	NA	NA	NA	NA	NA
Tin	mg/L	NA	NA	NA	NA	NA	NA	NA	NA	NA	NA
Vanadium	mg/L	NA	NA	NA	NA	NA	NA	NA	NA	NA	NA
Zinc	mg/L	NA	NA	NA	NA	NA	NA	NA	NA	NA	NA
VOLATILE ORGANIC COMPOUNDS											
1,1-Dichloroethane	µg/L	0.35	0.35	0.20	NA	NA	NA	NA	NA	NA	NA
1,2-Dichloropropane	µg/L	0.29	0.29	0.29	NA	NA	NA	NA	NA	NA	NA
1,4-Dichlorobenzene	µg/L	0.29	0.29	0.20	NA	NA	NA	NA	NA	NA	NA
Acetone	µg/L	4.2	4.2	1.5	NA	NA	NA	NA	NA	NA	NA
Carbon disulfide	µg/L	0.26	0.26	0.36	NA	NA	NA	NA	NA	NA	NA
Chloroform	µg/L	**0.35**	**0.31**	**0.43**	NA	NA	NA	NA	NA	NA	NA
cis-1,2-Dichloroethene	µg/L	0.18	0.18	0.34	NA	NA	NA	NA	NA	NA	NA
Dichlorodifluoromethane	µg/L	6.3	1.7	4.3	NA	NA	NA	NA	NA	NA	NA
Methylene Chloride	µg/L	0.27	0.27	0.52	NA	NA	NA	NA	NA	NA	NA
p+m-Xylenes	µg/L	0.30	0.30	0.39	NA	NA	NA	NA	NA	NA	NA
Styrene	µg/L	0.19	0.19	0.19	NA	NA	NA	NA	NA	NA	NA
Tetrachloroethene	µg/L	1.3	2.5	0.92	NA	NA	NA	NA	NA	NA	NA
Toluene	µg/L	0.22	0.22	0.27	NA	NA	NA	NA	NA	NA	NA
Trichloroethene	µg/L	0.27	0.27	0.25	NA	NA	NA	NA	NA	NA	NA
Trichlorofluoromethane	µg/L	**0.65**	**0.58**	**0.71**	NA	NA	NA	NA	NA	NA	NA
SEMI-VOLATILE ORGANIC COMPOUNDS: ND											
HERBICIDES, PESTICIDES & PCBs: ND											

[EA] (Extended analysis) - Appendix I and Appendix II constituents analyzed. Other monitoring periods analyzed for routine monitoring parameters. Only detected compounds included above.

TABLE 5-24 (CONT'D)
MID-VALLEY SANITARY LANDFILL
HISTORICAL SUMMARY - MONITORING WELL F-24

ANALYTE	UNITS	Apr 2004	Jul 2004	Oct 2004	Jan 2005	Apr 2005	Jul 2005	Oct 2005	Jan 2006	Apr 2006	Jul 2006
FIELD PARAMETERS											
Dissolved Oxygen	mg/L	NA	NA	NA	NA	DRY	DRY	DRY	DRY	DRY	DRY
Oxidation-Reduction Potential	mV	NA	NA	NA	NA	DRY	DRY	DRY	DRY	DRY	DRY
pH	units	NA	NA	NA	NA	DRY	DRY	DRY	DRY	DRY	DRY
Specific Conductance	µmhos/cm	NA	NA	NA	NA	DRY	DRY	DRY	DRY	DRY	DRY
Temperature	C°	NA	NA	NA	NA	DRY	DRY	DRY	DRY	DRY	DRY
Turbidity	NTU	NA	NA	NA	NA	DRY	DRY	DRY	DRY	DRY	DRY
GENERAL CHEMISTRY											
Alkalinity	mg/L	NA	NA	NA	NA	DRY	DRY	DRY	DRY	DRY	DRY
Anions	meq/L	NA	NA	NA	NA	DRY	DRY	DRY	DRY	DRY	DRY
Bicarbonate	mg/L	NA	NA	NA	NA	DRY	DRY	DRY	DRY	DRY	DRY
Biological Oxygen Demand (BOD)	mg/L	NA	NA	NA	NA	DRY	DRY	DRY	DRY	DRY	DRY
Carbonate	mg/L	NA	NA	NA	NA	DRY	DRY	DRY	DRY	DRY	DRY
Cations	meq/L	NA	NA	NA	NA	DRY	DRY	DRY	DRY	DRY	DRY
Chemical Oxygen Demand (COD)	mg/L	NA	NA	NA	NA	DRY	DRY	DRY	DRY	DRY	DRY
Chloride	mg/L	NA	NA	NA	NA	DRY	DRY	DRY	DRY	DRY	DRY
Cyanide	mg/L	NA	NA	NA	NA	DRY	DRY	DRY	DRY	DRY	DRY
Fluoride	mg/L	NA	NA	NA	NA	DRY	DRY	DRY	DRY	DRY	DRY
Hardness	mg/L	NA	NA	NA	NA	DRY	DRY	DRY	DRY	DRY	DRY
Hydroxide	mg/L	NA	NA	NA	NA	DRY	DRY	DRY	DRY	DRY	DRY
Nitrate (as N)	mg/L	NA	NA	NA	NA	DRY	DRY	DRY	DRY	DRY	DRY
ortho-Phosphate Phosphorus	mg/L	NA	NA	NA	NA	DRY	DRY	DRY	DRY	DRY	DRY
Perchlorate	mg/L	NA	NA	NA	NA	DRY	DRY	DRY	DRY	DRY	DRY
Sulfate	mg/L	NA	NA	NA	NA	DRY	DRY	DRY	DRY	DRY	DRY
Sulfide	mg/L	NA	NA	NA	NA	DRY	DRY	DRY	DRY	DRY	DRY
Total Dissolved Solids (TDS)	mg/L	NA	NA	NA	NA	DRY	DRY	DRY	DRY	DRY	DRY
Total Organic Carbon (TOC)	mg/L	NA	NA	NA	NA	DRY	DRY	DRY	DRY	DRY	DRY
Total Organic Halides (TOX)	mg/L	NA	NA	NA	NA	DRY	DRY	DRY	DRY	DRY	DRY
Total Oxygen Demand (TOD)	mg/L	NA	NA	NA	NA	DRY	DRY	DRY	DRY	DRY	DRY
METALS											
Aluminum	mg/L	NA	NA	NA	NA	DRY	DRY	DRY	DRY	DRY	DRY
Antimony	mg/L	NA	NA	NA	NA	DRY	DRY	DRY	DRY	DRY	DRY
Arsenic	mg/L	NA	NA	NA	NA	DRY	DRY	DRY	DRY	DRY	DRY
Barium	mg/L	NA	NA	NA	NA	DRY	DRY	DRY	DRY	DRY	DRY
Beryllium	mg/L	NA	NA	NA	NA	DRY	DRY	DRY	DRY	DRY	DRY
Boron	mg/L	NA	NA	NA	NA	DRY	DRY	DRY	DRY	DRY	DRY
Cadmium	mg/L	NA	NA	NA	NA	DRY	DRY	DRY	DRY	DRY	DRY
Calcium	mg/L	NA	NA	NA	NA	DRY	DRY	DRY	DRY	DRY	DRY
Chromium-Hexavalent	mg/L	NA	NA	NA	NA	DRY	DRY	DRY	DRY	DRY	DRY
Chromium-Total	mg/L	NA	NA	NA	NA	DRY	DRY	DRY	DRY	DRY	DRY
Cobalt	mg/L	NA	NA	NA	NA	DRY	DRY	DRY	DRY	DRY	DRY
Copper	mg/L	NA	NA	NA	NA	DRY	DRY	DRY	DRY	DRY	DRY
Iron	mg/L	NA	NA	NA	NA	DRY	DRY	DRY	DRY	DRY	DRY
Lead	mg/L	NA	NA	NA	NA	DRY	DRY	DRY	DRY	DRY	DRY
Magnesium	mg/L	NA	NA	NA	NA	DRY	DRY	DRY	DRY	DRY	DRY
Manganese	mg/L	NA	NA	NA	NA	DRY	DRY	DRY	DRY	DRY	DRY
Mercury	mg/L	NA	NA	NA	NA	DRY	DRY	DRY	DRY	DRY	DRY
Molybdenum	mg/L	NA	NA	NA	NA	DRY	DRY	DRY	DRY	DRY	DRY
Nickel	mg/L	NA	NA	NA	NA	DRY	DRY	DRY	DRY	DRY	DRY
Phosphorus	mg/L	NA	NA	NA	NA	DRY	DRY	DRY	DRY	DRY	DRY
Potassium	mg/L	NA	NA	NA	NA	DRY	DRY	DRY	DRY	DRY	DRY
Selenium	mg/L	NA	NA	NA	NA	DRY	DRY	DRY	DRY	DRY	DRY
Silver	mg/L	NA	NA	NA	NA	DRY	DRY	DRY	DRY	DRY	DRY
Sodium	mg/L	NA	NA	NA	NA	DRY	DRY	DRY	DRY	DRY	DRY
Thallium	mg/L	NA	NA	NA	NA	DRY	DRY	DRY	DRY	DRY	DRY
Tin	mg/L	NA	NA	NA	NA	DRY	DRY	DRY	DRY	DRY	DRY
Vanadium	mg/L	NA	NA	NA	NA	DRY	DRY	DRY	DRY	DRY	DRY
Zinc	mg/L	NA	NA	NA	NA	DRY	DRY	DRY	DRY	DRY	DRY
VOLATILE ORGANIC COMPOUNDS											
1,1-Dichloroethane	µg/L	NA	NA	NA	NA	DRY	DRY	DRY	DRY	DRY	DRY
1,2-Dichloropropane	µg/L	NA	NA	NA	NA	DRY	DRY	DRY	DRY	DRY	DRY
1,4-Dichlorobenzene	µg/L	NA	NA	NA	NA	DRY	DRY	DRY	DRY	DRY	DRY
Acetone	µg/L	NA	NA	NA	NA	DRY	DRY	DRY	DRY	DRY	DRY
Carbon disulfide	µg/L	NA	NA	NA	NA	DRY	DRY	DRY	DRY	DRY	DRY
Chloroform	µg/L	NA	NA	NA	NA	DRY	DRY	DRY	DRY	DRY	DRY
cis-1,2-Dichloroethene	µg/L	NA	NA	NA	NA	DRY	DRY	DRY	DRY	DRY	DRY
Dichlorodifluoromethane	µg/L	NA	NA	NA	NA	DRY	DRY	DRY	DRY	DRY	DRY
Methylene Chloride	µg/L	NA	NA	NA	NA	DRY	DRY	DRY	DRY	DRY	DRY
p+m-Xylenes	µg/L	NA	NA	NA	NA	DRY	DRY	DRY	DRY	DRY	DRY
Styrene	µg/L	NA	NA	NA	NA	DRY	DRY	DRY	DRY	DRY	DRY
Tetrachloroethene	µg/L	NA	NA	NA	NA	DRY	DRY	DRY	DRY	DRY	DRY
Toluene	µg/L	NA	NA	NA	NA	DRY	DRY	DRY	DRY	DRY	DRY
Trichloroethene	µg/L	NA	NA	NA	NA	DRY	DRY	DRY	DRY	DRY	DRY
Trichlorofluoromethane	µg/L	NA	NA	NA	NA	DRY	DRY	DRY	DRY	DRY	DRY
SEMI-VOLATILE ORGANIC COMPOUNDS: ND											
HERBICIDES, PESTICIDES & PCBs: ND											

[EA] (Extended analysis) - Appendix I and Appendix II constituents analyzed. Other monitoring periods analyzed for routine monitoring parameters. Only detected compounds included above.

TABLE 5-24 (CONT'D)
MID-VALLEY SANITARY LANDFILL
HISTORICAL SUMMARY - MONITORING WELL F-24

ANALYTE	UNITS	Oct 2006	Jan 2007	Apr 2007	Jul 2007	Nov 2007	Jan 2008	Apr 2008	Jul 2008	Oct 2008	Jan 2009
FIELD PARAMETERS											
Dissolved Oxygen	mg/L	6.0	7.0	5.0	4.2	6.4	6.1	3.1	2.1	3.0	4.7
Oxidation-Reduction Potential	mV	NA	NA	NA	NA	NA	NA	NA	NA	NA	NA
pH	units	7.1	7.9	7.2	8.0	7.5	7.9	7.39	7.13	7.53	7.5
Specific Conductance	µmhos/cm	380	430	390	470	240	320	445	477	474	831
Temperature	C°	22.6	21.4	21.3	26.1	21.9	21.1	20.6	27.2	21.1	21.4
Turbidity	NTU	6	18	13	0	9.5	6.3	4.3	0	0	2.7
GENERAL CHEMISTRY											
Alkalinity	mg/L	NA	NA	NA	NA	NA	NA	NA	NA	NA	NA
Anions	meq/L	NA	NA	NA	NA	NA	NA	NA	NA	NA	NA
Bicarbonate	mg/L	NA	NA	NA	NA	NA	NA	NA	NA	NA	NA
Biological Oxygen Demand (BOD)	mg/L	NA	NA	NA	NA	NA	NA	NA	NA	NA	NA
Carbonate	mg/L	NA	NA	NA	NA	NA	NA	NA	NA	NA	NA
Cations	meq/L	NA	NA	NA	NA	NA	NA	NA	NA	NA	NA
Chemical Oxygen Demand (COD)	mg/L	NA	NA	NA	NA	NA	NA	NA	NA	NA	NA
Chloride	mg/L	4.2	7.3	5.7	5.4	5.4	4.2	4.1	3.9	5.1	5.0
Cyanide	mg/L	NA	NA	NA	NA	NA	NA	NA	NA	NA	NA
Fluoride	mg/L	NA	NA	NA	NA	NA	NA	NA	NA	NA	NA
Hardness	mg/L	NA	NA	NA	NA	NA	NA	NA	NA	NA	NA
Hydroxide	mg/L	NA	NA	NA	NA	NA	NA	NA	NA	NA	NA
Nitrate (as N)	mg/L	1.9	7.7	7.6	7.1	6.8	6.4	6.1	5.7	6.1	6.5
ortho-Phosphate Phosphorus	mg/L	NA	NA	NA	NA	NA	NA	NA	NA	NA	NA
Perchlorate	mg/L	0.00046	0.00046	0.00046	0.00046	0.00046	0.00030	0.00030	0.00030	0.00030	0.002
Sulfate	mg/L	19	20	21	20	22	20	21	19	22	21
Sulfide	mg/L	NA	NA	NA	NA	NA	NA	NA	NA	NA	NA
Total Dissolved Solids (TDS)	mg/L	280	340	290	280	310	320	290	290	330	300
Total Organic Carbon (TOC)	mg/L	NA	NA	NA	NA	NA	NA	NA		NA	NA
Total Organic Halides (TOX)	mg/L	NA	NA	NA	NA	NA	NA	NA	NA	NA	NA
Total Oxygen Demand (TOD)	mg/L	NA	NA	NA	NA	NA	NA	NA	NA	NA	NA
METALS											
Aluminum	mg/L	NA	NA	NA	NA	NA	NA	NA	NA	NA	NA
Antimony	mg/L	NA	NA	NA	NA	NA	NA	NA	NA	NA	NA
Arsenic	mg/L	NA	NA	NA	NA	NA	NA	NA	NA	NA	NA
Barium	mg/L	NA	NA	NA	NA	NA	NA	NA	NA	NA	NA
Beryllium	mg/L	NA	NA	NA	NA	NA	NA	NA	NA	NA	NA
Boron	mg/L	NA	NA	NA	NA	NA	NA	NA	NA	NA	NA
Cadmium	mg/L	NA	NA	NA	NA	NA	NA	NA	NA	NA	NA
Calcium	mg/L	89	90	77	77	80	70	70	67	68	72
Chromium-Hexavalent	mg/L	NA	NA	NA	NA	NA	NA	NA	NA	NA	NA
Chromium-Total	mg/L	NA	NA	NA	NA	NA	NA	NA	NA	NA	NA
Cobalt	mg/L	NA	NA	NA	NA	NA	NA	NA	NA	NA	NA
Copper	mg/L	NA	NA	NA	NA	NA	NA	NA	NA	NA	NA
Iron	mg/L	NA	NA	NA	NA	NA	NA	NA	NA	NA	NA
Lead	mg/L	NA	NA	NA	NA	NA	NA	NA	NA	NA	NA
Magnesium	mg/L	13	15	12	12	13	11	11	10	11	11
Manganese	mg/L	NA	NA	NA	NA	NA	NA	NA	NA	NA	NA
Mercury	mg/L	NA	NA	NA	NA	NA	NA	NA	NA	NA	NA
Molybdenum	mg/L	NA	NA	NA	NA	NA	NA	NA	NA	NA	NA
Nickel	mg/L	NA	NA	NA	NA	NA	NA	NA	NA	NA	NA
Phosphorus	mg/L	NA	NA	NA	NA	NA	NA	NA	NA	NA	NA
Potassium	mg/L	NA	NA	NA	NA	NA	NA	NA	NA	NA	NA
Selenium	mg/L	NA	NA	NA	NA	NA	NA	NA	NA	NA	NA
Silver	mg/L	NA	NA	NA	NA	NA	NA	NA	NA	NA	NA
Sodium	mg/L	13	15	12	12	12	10	11	11	11	13
Thallium	mg/L	NA	NA	NA	NA	NA	NA	NA	NA	NA	NA
Tin	mg/L	NA	NA	NA	NA	NA	NA	NA	NA	NA	NA
Vanadium	mg/L	NA	NA	NA	NA	NA	NA	NA	NA	NA	NA
Zinc	mg/L	NA	NA	NA	NA	NA	NA	NA	NA	NA	NA
VOLATILE ORGANIC COMPOUNDS											
1,1-Dichloroethane	µg/L	0.10	**0.19**	0.11	0.11	0.11	0.13	0.25	0.13	0.13	0.13
1,2-Dichloropropane	µg/L	0.16	0.16	0.12	0.12	0.12	0.16	0.41	0.16	0.16	0.16
1,4-Dichlorobenzene	µg/L	0.099	0.14	0.089	0.12	0.12	0.17	0.48	0.16	0.16	0.16
Acetone	µg/L	3.5	6.2	**8.8**[(5)]	**7.3**	6.2	7.4	7.4	7.4	7.4	7.4
Carbon disulfide	µg/L	0.44	0.38	0.24	0.24	0.24	0.40	0.40	0.40	0.40	0.40
Chloroform	µg/L	0.076	0.11	0.098	**0.16**[(5)]	0.098	**0.46**	0.24	**0.37**	0.98[(5)]	0.55
cis-1,2-Dichloroethene	µg/L	0.51	0.74	0.13	**0.27**	**0.15**	0.32	0.32	0.32	0.32	0.32
Dichlorodifluoromethane	µg/L	0.17	**0.25**	0.085	0.11	0.71	0.21	2.7	2.5	3.0	2.9
Methylene Chloride	µg/L	**0.17**[(5)]	0.44	0.16	0.16	0.16	0.27	0.27	0.27	0.27	0.27
p+m-Xylenes	µg/L	0.23	0.26	**0.24**	0.21	0.21	0.42	0.46	0.42	0.42	0.42
Styrene	µg/L	0.089	0.16	0.99	0.15	0.15	0.18	0.39	0.18	0.18	0.18
Tetrachloroethene	µg/L	4.1	4.7	2.1	3.8	5.9	6.4	6.1	5.4	5.2	4.6
Toluene	µg/L	0.12	0.15	**0.26**[(5)]	0.12	0.12	0.14	0.24	0.12	0.12	0.12
Trichloroethene	µg/L	**0.27**	**0.44**	0.13	**0.24**	**0.26**	0.20	0.19	**0.16**	**0.34**	**0.17**
Trichlorofluoromethane	µg/L	0.13	0.20	0.14	0.14	0.14	0.53	0.72	0.84	0.99	0.70
SEMI-VOLATILE ORGANIC COMPOUNDS: ND											
HERBICIDES, PESTICIDES & PCBs: ND											

[EA] (Extended analysis) - Appendix I and Appendix II constituents analyzed. Other monitoring periods analyzed for routine monitoring parameters. Only detected compounds included above.

TABLE 5-24 (CONT'D)
MID-VALLEY SANITARY LANDFILL
HISTORICAL SUMMARY - MONITORING WELL F-24

ANALYTE	UNITS	Apr 2009	Jul 2009	Oct 2009	Jan 2010	Apr 2010	Jul 2010	Oct 2010	Jan 2011	Apr 2011	Jul 2011
FIELD PARAMETERS											
Dissolved Oxygen	mg/L	5.3	NA	NA	NA	NA	NA	DRY	DRY	DRY	DRY
Oxidation-Reduction Potential	mV	NA	NA	NA	NA	NA	NA	DRY	DRY	DRY	DRY
pH	units	7.53	NA	NA	NA	NA	NA	DRY	DRY	DRY	DRY
Specific Conductance	µmhos/cm	490	NA	NA	NA	NA	NA	DRY	DRY	DRY	DRY
Temperature	C°	27.0	NA	NA	NA	NA	NA	DRY	DRY	DRY	DRY
Turbidity	NTU	0	NA	NA	NA	NA	NA	DRY	DRY	DRY	DRY
GENERAL CHEMISTRY											
Alkalinity	mg/L	NA	NA	NA	NA	NA	NA	DRY	DRY	DRY	DRY
Anions	meq/L	NA	NA	NA	NA	NA	NA	DRY	DRY	DRY	DRY
Bicarbonate	mg/L	NA	NA	NA	NA	NA	NA	DRY	DRY	DRY	DRY
Biological Oxygen Demand (BOD)	mg/L	NA	NA	NA	NA	NA	NA	DRY	DRY	DRY	DRY
Carbonate	mg/L	NA	NA	NA	NA	NA	NA	DRY	DRY	DRY	DRY
Cations	meq/L	NA	NA	NA	NA	NA	NA	DRY	DRY	DRY	DRY
Chemical Oxygen Demand (COD)	mg/L	NA	NA	NA	NA	NA	NA	DRY	DRY	DRY	DRY
Chloride	mg/L	5.4	NA	NA	NA	NA	NA	DRY	DRY	DRY	DRY
Cyanide	mg/L	NA	NA	NA	NA	NA	NA	DRY	DRY	DRY	DRY
Fluoride	mg/L	NA	NA	NA	NA	NA	NA	DRY	DRY	DRY	DRY
Hardness	mg/L	NA	NA	NA	NA	NA	NA	DRY	DRY	DRY	DRY
Hydroxide	mg/L	NA	NA	NA	NA	NA	NA	DRY	DRY	DRY	DRY
Nitrate (as N)	mg/L	6.4	NA	NA	NA	NA	NA	DRY	DRY	DRY	DRY
ortho-Phosphate Phosphorus	mg/L	NA	NA	NA	NA	NA	NA	DRY	DRY	DRY	DRY
Perchlorate	mg/L	0.00035	NA	NA	NA	NA	NA	DRY	DRY	DRY	DRY
Sulfate	mg/L	20	NA	NA	NA	NA	NA	DRY	DRY	DRY	DRY
Sulfide	mg/L	NA	NA	NA	NA	NA	NA	DRY	DRY	DRY	DRY
Total Dissolved Solids (TDS)	mg/L	310	NA	NA	NA	NA	NA	DRY	DRY	DRY	DRY
Total Organic Carbon (TOC)	mg/L	NA	NA	NA	NA	NA	NA	DRY	DRY	DRY	DRY
Total Organic Halides (TOX)	mg/L	NA	NA	NA	NA	NA	NA	DRY	DRY	DRY	DRY
Total Oxygen Demand (TOD)	mg/L	NA	NA	NA	NA	NA	NA	DRY	DRY	DRY	DRY
METALS											
Aluminum	mg/L	NA	NA	NA	NA	NA	NA	DRY	DRY	DRY	DRY
Antimony	mg/L	NA	NA	NA	NA	NA	NA	DRY	DRY	DRY	DRY
Arsenic	mg/L	NA	NA	NA	NA	NA	NA	DRY	DRY	DRY	DRY
Barium	mg/L	NA	NA	NA	NA	NA	NA	DRY	DRY	DRY	DRY
Beryllium	mg/L	NA	NA	NA	NA	NA	NA	DRY	DRY	DRY	DRY
Boron	mg/L	NA	NA	NA	NA	NA	NA	DRY	DRY	DRY	DRY
Cadmium	mg/L	NA	NA	NA	NA	NA	NA	DRY	DRY	DRY	DRY
Calcium	mg/L	73	NA	NA	NA	NA	NA	DRY	DRY	DRY	DRY
Chromium-Hexavalent	mg/L	NA	NA	NA	NA	NA	NA	DRY	DRY	DRY	DRY
Chromium-Total	mg/L	NA	NA	NA	NA	NA	NA	DRY	DRY	DRY	DRY
Cobalt	mg/L	NA	NA	NA	NA	NA	NA	DRY	DRY	DRY	DRY
Copper	mg/L	NA	NA	NA	NA	NA	NA	DRY	DRY	DRY	DRY
Iron	mg/L	NA	NA	NA	NA	NA	NA	DRY	DRY	DRY	DRY
Lead	mg/L	NA	NA	NA	NA	NA	NA	DRY	DRY	DRY	DRY
Magnesium	mg/L	11	NA	NA	NA	NA	NA	DRY	DRY	DRY	DRY
Manganese	mg/L	NA	NA	NA	NA	NA	NA	DRY	DRY	DRY	DRY
Mercury	mg/L	NA	NA	NA	NA	NA	NA	DRY	DRY	DRY	DRY
Molybdenum	mg/L	NA	NA	NA	NA	NA	NA	DRY	DRY	DRY	DRY
Nickel	mg/L	NA	NA	NA	NA	NA	NA	DRY	DRY	DRY	DRY
Phosphorus	mg/L	NA	NA	NA	NA	NA	NA	DRY	DRY	DRY	DRY
Potassium	mg/L	NA	NA	NA	NA	NA	NA	DRY	DRY	DRY	DRY
Selenium	mg/L	NA	NA	NA	NA	NA	NA	DRY	DRY	DRY	DRY
Silver	mg/L	NA	NA	NA	NA	NA	NA	DRY	DRY	DRY	DRY
Sodium	mg/L	12	NA	NA	NA	NA	NA	DRY	DRY	DRY	DRY
Thallium	mg/L	NA	NA	NA	NA	NA	NA	DRY	DRY	DRY	DRY
Tin	mg/L	NA	NA	NA	NA	NA	NA	DRY	DRY	DRY	DRY
Vanadium	mg/L	NA	NA	NA	NA	NA	NA	DRY	DRY	DRY	DRY
Zinc	mg/L	NA	NA	NA	NA	NA	NA	DRY	DRY	DRY	DRY
VOLATILE ORGANIC COMPOUNDS											
1,1-Dichloroethane	µg/L	0.13	NA	NA	NA	NA	NA	DRY	DRY	DRY	DRY
1,2-Dichloropropane	µg/L	0.16	NA	NA	NA	NA	NA	DRY	DRY	DRY	DRY
1,4-Dichlorobenzene	µg/L	0.16	NA	NA	NA	NA	NA	DRY	DRY	DRY	DRY
Acetone	µg/L	7.4	NA	NA	NA	NA	NA	DRY	DRY	DRY	DRY
Carbon disulfide	µg/L	0.40	NA	NA	NA	NA	NA	DRY	DRY	DRY	DRY
Chloroform	µg/L	**0.29**	NA	NA	NA	NA	NA	DRY	DRY	DRY	DRY
cis-1,2-Dichloroethene	µg/L	0.32	NA	NA	NA	NA	NA	DRY	DRY	DRY	DRY
Dichlorodifluoromethane	µg/L	**0.31**	NA	NA	NA	NA	NA	DRY	DRY	DRY	DRY
Methylene Chloride	µg/L	0.27	NA	NA	NA	NA	NA	DRY	DRY	DRY	DRY
p+m-Xylenes	µg/L	0.42	NA	NA	NA	NA	NA	DRY	DRY	DRY	DRY
Styrene	µg/L	0.18	NA	NA	NA	NA	NA	DRY	DRY	DRY	DRY
Tetrachloroethene	µg/L	2.2	NA	NA	NA	NA	NA	DRY	DRY	DRY	DRY
Toluene	µg/L	0.12	NA	NA	NA	NA	NA	DRY	DRY	DRY	DRY
Trichloroethene	µg/L	**0.17**	NA	NA	NA	NA	NA	DRY	DRY	DRY	DRY
Trichlorofluoromethane	µg/L	0.22	NA	NA	NA	NA	NA	DRY	DRY	DRY	DRY
SEMI-VOLATILE ORGANIC COMPOUNDS: ND											
HERBICIDES, PESTICIDES & PCBs: ND											

[EA] (Extended analysis) - Appendix I and Appendix II constituents analyzed. Other monitoring periods analyzed for routine monitoring parameters. Only detected compounds included above.

TABLE 5-24 (CONT'D)
MID-VALLEY SANITARY LANDFILL
HISTORICAL SUMMARY - MONITORING WELL F-24

ANALYTE	UNITS	Oct 2011	Jan 2012	Jan 2012	May 2012	Aug 2012	Nov 2012	Feb 2013	May 2013	Aug 2013	Nov 2013
FIELD PARAMETERS											
Dissolved Oxygen	mg/L	DRY	DRY	5.3	3.7	4.0	4.5	NA	9.58	6.01	4.81
Oxidation-Reduction Potential	mV	DRY	DRY	115	335	179	141	NA	171	87	65
pH	units	DRY	DRY	7.31	7.00	6.77	6.78	6.64	6.77	7.45	8.03
Specific Conductance	µmhos/cm	DRY	DRY	509	574	618	553	554	548	461	521
Temperature	C°	DRY	DRY	22.2	25.4	23.8	21.6	14.3	19.88	24.89	22.13
Turbidity	NTU	DRY	DRY	2.8	0	1	0.0	NA	1.6	3.7	13.6
GENERAL CHEMISTRY											
Alkalinity	mg/L	DRY	DRY	NA	NA	NA	NA	NA	NA	NA	NA
Anions	meq/L	DRY	DRY	NA	NA	NA	NA	NA	NA	NA	NA
Bicarbonate	mg/L	DRY	DRY	NA	NA	NA	NA	NA	NA	NA	NA
Biological Oxygen Demand (BOD)	mg/L	DRY	DRY	NA	NA	NA	NA	NA	NA	NA	NA
Carbonate	mg/L	DRY	DRY	NA	NA	NA	NA	NA	NA	NA	NA
Cations	meq/L	DRY	DRY	NA	NA	NA	NA	NA	NA	NA	NA
Chemical Oxygen Demand (COD)	mg/L	DRY	DRY	NA	NA	NA	NA	NA	NA	NA	NA
Chloride	mg/L	DRY	DRY	8.9	9.1	8.3	7.4	5.3	5.0	6.3	6.0
Cyanide	mg/L	DRY	DRY	NA	NA	NA	NA	NA	NA	NA	NA
Fluoride	mg/L	DRY	DRY	NA	NA	NA	NA	NA	NA	NA	NA
Hardness	mg/L	DRY	DRY	NA	NA	NA	NA	NA	NA	NA	NA
Hydroxide	mg/L	DRY	DRY	NA	NA	NA	NA	NA	NA	NA	NA
Nitrate (as N)	mg/L	DRY	DRY	3.7	5.4	6.8	7.3	6.9	6.4	6.6	7.2
ortho-Phosphate Phosphorus	mg/L	DRY	DRY	NA	NA	NA	NA	NA	NA	NA	NA
Perchlorate	mg/L	DRY	DRY	0.00027	0.00081	0.00081	0.00081	0.00081	0.00081	0.00081	0.00081
Sulfate	mg/L	DRY	DRY	19	19	19	20	23	22	21	22
Sulfide	mg/L	DRY	DRY	NA	NA	NA	NA	NA	NA	NA	NA
Total Dissolved Solids (TDS)	mg/L	DRY	DRY	280	370	400	420	330	340	370	320
Total Organic Carbon (TOC)	mg/L	DRY	DRY	NA	NA	NA	NA	NA	NA	NA	NA
Total Organic Halides (TOX)	mg/L	DRY	DRY	NA	NA	NA	NA	NA	NA	NA	NA
Total Oxygen Demand (TOD)	mg/L	DRY	DRY	NA	NA	NA	NA	NA	NA	NA	NA
METALS											
Aluminum	mg/L	DRY	DRY	NA	NA	NA	NA	NA	NA	NA	NA
Antimony	mg/L	DRY	DRY	NA	NA	NA	NA	NA	NA	NA	NA
Arsenic	mg/L	DRY	DRY	NA	NA	NA	NA	NA	NA	NA	NA
Barium	mg/L	DRY	DRY	NA	NA	NA	NA	NA	NA	NA	NA
Beryllium	mg/L	DRY	DRY	NA	NA	NA	NA	NA	NA	NA	NA
Boron	mg/L	DRY	DRY	NA	NA	NA	NA	NA	NA	NA	NA
Cadmium	mg/L	DRY	DRY	NA	NA	NA	NA	NA	NA	NA	NA
Calcium	mg/L	DRY	DRY	82	96	100	100	92	88	83	93
Chromium-Hexavalent	mg/L	DRY	DRY	NA	NA	NA	NA	NA	NA	NA	NA
Chromium-Total	mg/L	DRY	DRY	NA	NA	NA	NA	NA	NA	NA	NA
Cobalt	mg/L	DRY	DRY	NA	NA	NA	NA	NA	NA	NA	NA
Copper	mg/L	DRY	DRY	NA	NA	NA	NA	NA	NA	NA	NA
Iron	mg/L	DRY	DRY	NA	NA	NA	NA	NA	NA	NA	NA
Lead	mg/L	DRY	DRY	NA	NA	NA	NA	NA	NA	NA	NA
Magnesium	mg/L	DRY	DRY	13	15	16	16	14	13	13	14
Manganese	mg/L	DRY	DRY	NA	NA	NA	NA	NA	NA	NA	NA
Mercury	mg/L	DRY	DRY	NA	NA	NA	NA	NA	NA	NA	NA
Molybdenum	mg/L	DRY	DRY	NA	NA	NA	NA	NA	NA	NA	NA
Nickel	mg/L	DRY	DRY	NA	NA	NA	NA	NA	NA	NA	NA
Phosphorus	mg/L	DRY	DRY	NA	NA	NA	NA	NA	NA	NA	NA
Potassium	mg/L	DRY	DRY	NA	NA	NA	NA	NA	NA	NA	NA
Selenium	mg/L	DRY	DRY	NA	NA	NA	NA	NA	NA	NA	NA
Silver	mg/L	DRY	DRY	NA	NA	NA	NA	NA	NA	NA	NA
Sodium	mg/L	DRY	DRY	14	14	15	15	15	12	13	14
Thallium	mg/L	DRY	DRY	NA	NA	NA	NA	NA	NA	NA	NA
Tin	mg/L	DRY	DRY	NA	NA	NA	NA	NA	NA	NA	NA
Vanadium	mg/L	DRY	DRY	NA	NA	NA	NA	NA	NA	NA	NA
Zinc	mg/L	DRY	DRY	NA	NA	NA	NA	NA	NA	NA	NA
VOLATILE ORGANIC COMPOUNDS											
1,1-Dichloroethane	µg/L	DRY	DRY	0.67	1.3	1.4	0.72	**0.18**	**0.18**	**0.23**	**0.18**
1,2-Dichloropropane	µg/L	DRY	DRY	0.13	**0.20**	0.13	0.13	0.13	0.13	0.13	0.13
1,4-Dichlorobenzene	µg/L	DRY	DRY	0.062	0.062	0.062	0.062	0.062	0.062	0.062	0.062
Acetone	µg/L	DRY	DRY	4.6	4.6	4.6	4.6	4.6	4.6	4.6	4.6
Carbon disulfide	µg/L	DRY	DRY	0.38	0.38	0.38	0.38	0.38	0.38	**0.47**	0.38
Chloroform	µg/L	DRY	DRY	1.6[(5)]	**0.26[(5)]**	1.2	0.89	**0.15**	**0.16**	0.76	2.4[(5)]
cis-1,2-Dichloroethene	µg/L	DRY	DRY	2.2	5.1	4.5	2.9	0.56	**0.48**	0.80	0.70
Dichlorodifluoromethane	µg/L	DRY	DRY	6.9	7.3	7.8	8.8	8.7	6.7	11	5.9
Methylene Chloride	µg/L	DRY	DRY	0.48	0.48	0.48	0.48	0.48	0.48	0.48	0.48
p+m-Xylenes	µg/L	DRY	DRY	0.28	NA	0.28	0.28	0.28	0.28	0.28	0.28
Styrene	µg/L	DRY	DRY	0.068	0.068	0.068	0.068	0.068	0.068	0.068	0.068
Tetrachloroethene	µg/L	DRY	DRY	17	17	18	20	15	13	15	15
Toluene	µg/L	DRY	DRY	0.093	0.093	0.093	0.093	0.093	0.093	0.093	0.093
Trichloroethene	µg/L	DRY	DRY	1.7	2.3	2.2	1.7	0.66	0.55	0.69	0.66
Trichlorofluoromethane	µg/L	DRY	DRY	3.7	4.1	3.9	3.9	2.4	2.0	3.1	2.7
SEMI-VOLATILE ORGANIC COMPOUNDS: ND											
HERBICIDES, PESTICIDES & PCBs: ND											

[EA] (Extended analysis) - Appendix I and Appendix II constituents analyzed. Other monitoring periods analyzed for routine monitoring parameters. Only detected compounds included above.

TABLE 5-24 (CONT'D)
MID-VALLEY SANITARY LANDFILL
HISTORICAL SUMMARY - MONITORING WELL F-24

ANALYTE	UNITS	Feb 2014	May 2014	Aug 2014	Nov 2014	Feb 2015	May 2015	MED.	AVG.	STD. DEV.	MIN.	MAX.
FIELD PARAMETERS												
Dissolved Oxygen	mg/L	DRY	3.94	DRY	DRY	DRY	DRY	5.28	5.29	1.80	2.1	9.58
Oxidation-Reduction Potential	mV	DRY	128	DRY	DRY	DRY	DRY	135	162	99.2	65	335
pH	units	DRY	7.62	DRY	DRY	DRY	DRY	7.50	7.49	0.498	6.64	8.5
Specific Conductance	µmhos/cm	DRY	542	DRY	DRY	DRY	DRY	445	444	152	210	831
Temperature	C°	DRY	18.99	DRY	DRY	DRY	DRY	21.4	21.7	3.14	14.3	27.2
Turbidity	NTU	DRY	OR	DRY	DRY	DRY	DRY	0.0	3.59	5.64	0	18
GENERAL CHEMISTRY												
Alkalinity	mg/L	DRY	NA	DRY	DRY	DRY	DRY	150	150	0.0	150	150
Anions	meq/L	DRY	NA	DRY	DRY	DRY	DRY	3.71	3.71	5.44E-16	3.71	3.71
Bicarbonate	mg/L	DRY	NA	DRY	DRY	DRY	DRY	190	182	13.9	166	190
Biological Oxygen Demand (BOD)	mg/L	DRY	NA	DRY	DRY	DRY	DRY	NC	NC	NC	NC	NC
Carbonate	mg/L	DRY	NA	DRY	DRY	DRY	DRY	NC	NC	NC	NC	NC
Cations	meq/L	DRY	NA	DRY	DRY	DRY	DRY	3.66	3.66	0.0	3.66	3.66
Chemical Oxygen Demand (COD)	mg/L	DRY	NA	DRY	DRY	DRY	DRY	NC	NC	NC	NC	NC
Chloride	mg/L	DRY	7.3	DRY	DRY	DRY	DRY	5.00	5.23	1.95	3	10
Cyanide	mg/L	DRY	NA	DRY	DRY	DRY	DRY	NC	NC	NC	NC	NC
Fluoride	mg/L	DRY	NA	DRY	DRY	DRY	DRY	0.300	0.300	0.0	0.3	0.3
Hardness	mg/L	DRY	NA	DRY	DRY	DRY	DRY	150	141	51.5	86	188
Hydroxide	mg/L	DRY	NA	DRY	DRY	DRY	DRY	NC	NC	NC	NC	NC
Nitrate (as N)	mg/L	DRY	8.6	DRY	DRY	DRY	DRY	6.10	5.25	2.11	1.9	8.6
ortho-Phosphate Phosphorus	mg/L	DRY	NA	DRY	DRY	DRY	DRY	NC	NC	NC	**0.029**	**0.029**
Perchlorate	mg/L	DRY	0.00045	DRY	DRY	DRY	DRY	NC	NC	NC	NC	NC
Sulfate	mg/L	DRY	22	DRY	DRY	DRY	DRY	20.5	20.4	1.35	17.9	23
Sulfide	mg/L	DRY	NA	DRY	DRY	DRY	DRY	NC	NC	NC	NC	NC
Total Dissolved Solids (TDS)	mg/L	DRY	420	DRY	DRY	DRY	DRY	290	297	64.8	198	420
Total Organic Carbon (TOC)	mg/L	DRY	NA	DRY	DRY	DRY	DRY	0.480	2.82	4.05	**0.48**	7.5
Total Organic Halides (TOX)	mg/L	DRY	NA	DRY	DRY	DRY	DRY	NC	NC	NC	0.005	0.017
Total Oxygen Demand (TOD)	mg/L	DRY	NA	DRY	DRY	DRY	DRY	NC	NC	NC	NC	NC
METALS												
Aluminum	mg/L	DRY	NA	DRY	DRY	DRY	DRY	NC	NC	NC	NC	NC
Antimony	mg/L	DRY	NA	DRY	DRY	DRY	DRY	NC	NC	NC	NC	NC
Arsenic	mg/L	DRY	NA	DRY	DRY	DRY	DRY	NC	NC	NC	**0.0017**	**0.0017**
Barium	mg/L	DRY	NA	DRY	DRY	DRY	DRY	NC	NC	NC	**0.020**	**0.020**
Beryllium	mg/L	DRY	NA	DRY	DRY	DRY	DRY	NC	NC	NC	NC	NC
Boron	mg/L	DRY	NA	DRY	DRY	DRY	DRY	NC	NC	NC	**0.015**	**0.015**
Cadmium	mg/L	DRY	NA	DRY	DRY	DRY	DRY	NC	NC	NC	NC	NC
Calcium	mg/L	DRY	96	DRY	DRY	DRY	DRY	72.5	71.6	20.9	23	100
Chromium-Hexavalent	mg/L	DRY	NA	DRY	DRY	DRY	DRY	NC	NC	NC	NC	NC
Chromium-Total	mg/L	DRY	NA	DRY	DRY	DRY	DRY	NC	NC	NC	**0.0067**	**0.0067**
Cobalt	mg/L	DRY	NA	DRY	DRY	DRY	DRY	NC	NC	NC	NC	NC
Copper	mg/L	DRY	NA	DRY	DRY	DRY	DRY	NC	NC	NC	NC	NC
Iron	mg/L	DRY	NA	DRY	DRY	DRY	DRY	NC	NC	NC	0.010	**0.082**
Lead	mg/L	DRY	NA	DRY	DRY	DRY	DRY	NC	NC	NC	NC	NC
Magnesium	mg/L	DRY	14	DRY	DRY	DRY	DRY	11.0	11.1	3.29	1.25	16
Manganese	mg/L	DRY	NA	DRY	DRY	DRY	DRY	NC	NC	NC	**0.00018**	**0.00018**
Mercury	mg/L	DRY	NA	DRY	DRY	DRY	DRY	NC	NC	NC	NC	NC
Molybdenum	mg/L	DRY	NA	DRY	DRY	DRY	DRY	NC	NC	NC	NC	NC
Nickel	mg/L	DRY	NA	DRY	DRY	DRY	DRY	NC	NC	NC	**0.00093**	**0.00093**
Phosphorus	mg/L	DRY	NA	DRY	DRY	DRY	DRY	NC	NC	NC	**0.02**	**0.02**
Potassium	mg/L	DRY	NA	DRY	DRY	DRY	DRY	4.00	3.37	1.10	2.1	4
Selenium	mg/L	DRY	NA	DRY	DRY	DRY	DRY	NC	NC	NC	NC	NC
Silver	mg/L	DRY	NA	DRY	DRY	DRY	DRY	NC	NC	NC	NC	NC
Sodium	mg/L	DRY	15	DRY	DRY	DRY	DRY	12.0	13.3	5.38	3.0	38
Thallium	mg/L	DRY	NA	DRY	DRY	DRY	DRY	NC	NC	NC	NC	NC
Tin	mg/L	DRY	NA	DRY	DRY	DRY	DRY	NC	NC	NC	NC	NC
Vanadium	mg/L	DRY	NA	DRY	DRY	DRY	DRY	NC	NC	NC	**0.0036**	**0.0036**
Zinc	mg/L	DRY	NA	DRY	DRY	DRY	DRY	NC	NC	NC	0.002	0.14
VOLATILE ORGANIC COMPOUNDS												
1,1-Dichloroethane	µg/L	DRY	**0.37**	DRY	DRY	DRY	DRY	0.240	0.363	0.361	0.10	1.4
1,2-Dichloropropane	µg/L	DRY	0.13	DRY	DRY	DRY	DRY	0.160	0.194	0.0772	0.12	**0.20**
1,4-Dichlorobenzene	µg/L	DRY	0.062	DRY	DRY	DRY	DRY	0.160	0.209	0.192	0.062	0.8
Acetone	µg/L	DRY	4.6	DRY	DRY	DRY	DRY	NC	NC	NC	1.5	**7.3**
Carbon disulfide	µg/L	DRY	0.38	DRY	DRY	DRY	DRY	NC	NC	NC	0.24	**0.47**
Chloroform	µg/L	DRY	2.0[(5)]	DRY	DRY	DRY	DRY	0.285	0.376	0.310	0.076	1.2
cis-1,2-Dichloroethene	µg/L	DRY	1.6	DRY	DRY	DRY	DRY	0.320	0.939	1.43	0.12	5.1
Dichlorodifluoromethane	µg/L	DRY	5.0	DRY	DRY	DRY	DRY	2.35	3.48	3.49	0.085	11
Methylene Chloride	µg/L	DRY	0.48	DRY	DRY	DRY	DRY	NC	NC	NC	NC	NC
p+m-Xylenes	µg/L	DRY	0.28	DRY	DRY	DRY	DRY	NC	NC	NC	0.21	**0.24**
Styrene	µg/L	DRY	0.068	DRY	DRY	DRY	DRY	NC	NC	NC	0.068	0.99
Tetrachloroethene	µg/L	DRY	17	DRY	DRY	DRY	DRY	4.65	7.25	6.80	0.32	20
Toluene	µg/L	DRY	0.093	DRY	DRY	DRY	DRY	NC	NC	NC	0.093	**0.16**
Trichloroethene	µg/L	DRY	0.97	DRY	DRY	DRY	DRY	0.270	0.597	0.668	0.13	2.3
Trichlorofluoromethane	µg/L	DRY	2.6	DRY	DRY	DRY	DRY	0.615	1.29	1.42	0.13	4.1
SEMI-VOLATILE ORGANIC COMPOUNDS: ND												
HERBICIDES, PESTICIDES & PCBs: ND												

[EA] (Extended analysis) - Appendix I and Appendix II constituents analyzed. Other monitoring periods analyzed for routine monitoring parameters. Only detected compounds included above.

TABLE 5-25
MID-VALLEY SANITARY LANDFILL
HISTORICAL SUMMARY - MONITORING WELL F-25

ANALYTE	UNITS	Feb 2000	Apr 2000	Jul 2000	Oct[EA] 2000	Jan 2001	Apr 2001	Jul 2001	Oct 2001	Jan 2002	Apr 2002
FIELD PARAMETERS											
Dissolved Oxygen	mg/L	NA	NA	5.8	4.6	5.1	4.9	6.8	6.1	6.9	7.9
Oxidation-Reduction Potential	mV	NA	NA	NA	NA	NA	NA	NA	NA	NA	NA
pH	units	9.8	10.9	7.5	7.7	7.7	8.4	7.3	7.4	7.3	7.5
Specific Conductance	µmhos/cm	NA	430	430	520	440	310	450	490	480	570
Temperature	C°	18	18	23	20	20	20	20	21	19.4	18.8
Turbidity	NTU	NA	NA	0	1	0	0	0	0	0	0
GENERAL CHEMISTRY											
Alkalinity	mg/L	NA	NA	NA	200	NA	NA	NA	NA	NA	NA
Anions	meq/L	NA	NA	NA	5.22	NA	NA	NA	NA	NA	NA
Bicarbonate	mg/L	NA	NA	NA	240	NA	NA	NA	NA	NA	NA
Carbonate	mg/L	NA	NA	NA	2	NA	NA	NA	NA	NA	NA
Cations	meq/L	NA	NA	NA	5.36	NA	NA	NA	NA	NA	NA
Chemical Oxygen Demand (COD)	mg/L	NA	NA	NA	**5**	NA	NA	NA	NA	NA	NA
Chloride	mg/L	7	7	8	6	6	7	7	6	7	6.3
Cyanide	mg/L	NA	NA	NA	0.006	NA	NA	NA	NA	NA	NA
Fluoride	mg/L	NA	NA	NA	0.3	NA	NA	NA	NA	NA	NA
Hardness	mg/L	NA	NA	NA	230	NA	NA	NA	NA	NA	NA
Hydroxide	mg/L	NA	NA	NA	2	NA	NA	NA	NA	NA	NA
Nitrate (as N)	mg/L	7.1	7.2	8.5	7.0	6.0	6.5	6.7	7.2	6.8	6.1
ortho-Phosphate Phosphorus	mg/L	NA	NA	NA	**0.018**	NA	NA	NA	NA	NA	NA
Perchlorate	mg/L	NA	NA	NA	NA	NA	NA	NA	NA	NA	NA
Sulfate	mg/L	25	25	28	26	23	25	25	24	23	22
Sulfide	mg/L	NA	NA	NA	0.2	NA	NA	NA	NA	NA	NA
Total Dissolved Solids (TDS)	mg/L	320	410	350	360	310	330	340	360	340	330
Total Organic Carbon (TOC)	mg/L	NA	NA	NA	0.090	NA	NA	NA	NA	NA	NA
Total Organic Halides (TOX)	mg/L	NA	NA	NA	0.005	NA	NA	NA	NA	NA	NA
METALS											
Aluminum	mg/L	NA	NA	NA	NA	NA	NA	NA	NA	NA	NA
Antimony	mg/L	NA	NA	NA	0.0001	NA	NA	NA	NA	NA	NA
Arsenic	mg/L	NA	NA	NA	**0.00054**	NA	NA	NA	NA	NA	NA
Barium	mg/L	NA	NA	NA	**0.031**	NA	NA	NA	NA	NA	NA
Beryllium	mg/L	NA	NA	NA	0.0004	NA	NA	NA	NA	NA	NA
Boron	mg/L	NA	NA	NA	**0.020**	NA	NA	NA	NA	NA	NA
Cadmium	mg/L	NA	NA	NA	0.0001	NA	NA	NA	NA	NA	NA
Calcium	mg/L	5	1	86	75	77	80	75	82	80	79
Chromium-Hexavalent	mg/L	NA	NA	NA	NA	NA	NA	NA	NA	NA	NA
Chromium-Total	mg/L	NA	NA	NA	0.010	NA	NA	NA	NA	NA	NA
Cobalt	mg/L	NA	NA	NA	**0.00012**	NA	NA	NA	NA	NA	NA
Copper	mg/L	NA	NA	NA	**0.00021**	NA	NA	NA	NA	NA	NA
Iron	mg/L	NA	NA	NA	0.010	NA	NA	NA	NA	NA	NA
Lead	mg/L	NA	NA	NA	**0.00017**	NA	NA	NA	NA	NA	NA
Magnesium	mg/L	7	6	12	11	11	12	11	12	12	11
Manganese	mg/L	NA	NA	NA	0.00009	NA	NA	NA	NA	NA	NA
Mercury	mg/L	NA	NA	NA	0.00043	NA	NA	NA	NA	NA	NA
Molybdenum	mg/L	NA	NA	NA	NA	NA	NA	NA	NA	NA	NA
Nickel	mg/L	NA	NA	NA	**0.0013**	NA	NA	NA	NA	NA	NA
Phosphorus	mg/L	NA	NA	NA	**0.015**	NA	NA	NA	NA	NA	NA
Potassium	mg/L	NA	NA	NA	3	NA	NA	NA	NA	NA	NA
Selenium	mg/L	NA	NA	NA	**0.0012**	NA	NA	NA	NA	NA	NA
Silver	mg/L	NA	NA	NA	0.0001	NA	NA	NA	NA	NA	NA
Sodium	mg/L	83	98	17	15	15	15	14	16	15	15
Thallium	mg/L	NA	NA	NA	0.00006	NA	NA	NA	NA	NA	NA
Tin	mg/L	NA	NA	NA	0.00008	NA	NA	NA	NA	NA	NA
Vanadium	mg/L	NA	NA	NA	**0.0045**	NA	NA	NA	NA	NA	NA
Zinc	mg/L	NA	NA	NA	0.002	NA	NA	NA	NA	NA	NA
VOLATILE ORGANIC COMPOUNDS											
Acetone	µg/L	11	8.6	4.2	4.2	4.2	4.2	4.2	4.2	4.2	1.5
Benzene	µg/L	0.15	0.24	0.18	0.18	0.18	0.18	0.18	0.18	0.18	0.28
Bromoform	µg/L	0.33	0.31	0.30	0.30	0.30	0.30	0.30	0.30	0.30	0.13
Carbon Disulfide	µg/L	0.42	0.44	0.26	0.26	0.26	0.26	0.26	**0.26**[(5)]	0.26	0.36
Chloroform	µg/L	0.24	0.30	0.28	0.28	0.28	0.28	0.28	0.28	0.28	0.36
Dichlorodifluoromethane	µg/L	1.1	1.7	7.9	3.5	4.8	6.4	4.5	17	3.5	6.3
Methylene Chloride	µg/L	0.27	0.42	0.27	0.27	0.27	0.27	0.27	0.27	0.27	0.52
Methyl t-butyl ether	µg/L	NA	NA	NA	NA	NA	NA	NA	NA	NA	NA
Tetrachloroethene	µg/L	6.5	6.8	4.7	3.0	5.4	7.1	5.2	4.1	4.1	3.9
Toluene	µg/L	0.14	0.24	0.22	0.22	0.22	0.22	0.22	0.22	0.22	0.27
Trichloroethene	µg/L	0.17	0.35	0.27	0.27	0.27	0.27	0.27	0.27	0.27	0.25
Trichlorofluoromethane	µg/L	**0.57**	**0.59**	**0.87**	**0.62**	**0.76**	**1.1**	**0.77**	**1.2**	**0.68**	**0.68**
SEMI-VOLATILE ORGANIC COMPOUNDS: ND											
HERBICIDES, PESTICIDES & PCBs: ND											

[EA] (Extended analysis) - Appendix I and Appendix II constituents analyzed. Other monitoring periods analyzed for routine monitoring parameters. Only detected compounds included above.

TABLE 5-25 (CONT'D)
MID-VALLEY SANITARY LANDFILL
HISTORICAL SUMMARY - MONITORING WELL F-25

ANALYTE	UNITS	Jul 2002	Oct 2002	Jan 2003	Apr 2003	Jul 2003	Oct 2003	Jan 2004	Apr 2004	Jul 2004	Oct 2004	Jan 2005
FIELD PARAMETERS												
Dissolved Oxygen	mg/L	7.0	7.1	7.0	NA	NA	NA	NA	NA	NA	NA	NA
Oxidation-Reduction Potential	mV	NA	NA	NA	NA	NA	NA	NA	NA	NA	NA	NA
pH	units	7.5	7.5	7.4	NA	NA	NA	NA	NA	NA	NA	NA
Specific Conductance	µmhos/cm	470	520	460	NA	NA	NA	NA	NA	NA	NA	NA
Temperature	C°	20.6	20.1	20	NA	NA	NA	NA	NA	NA	NA	NA
Turbidity	NTU	0	0	0	NA	NA	NA	NA	NA	NA	NA	NA
GENERAL CHEMISTRY												
Alkalinity	mg/L	NA	NA	NA	NA	NA	NA	NA	NA	NA	NA	NA
Anions	meq/L	NA	NA	NA	NA	NA	NA	NA	NA	NA	NA	NA
Bicarbonate	mg/L	NA	NA	NA	NA	NA	NA	NA	NA	NA	NA	NA
Carbonate	mg/L	NA	NA	NA	NA	NA	NA	NA	NA	NA	NA	NA
Cations	meq/L	NA	NA	NA	NA	NA	NA	NA	NA	NA	NA	NA
Chemical Oxygen Demand (COD)	mg/L	NA	NA	NA	NA	NA	NA	NA	NA	NA	NA	NA
Chloride	mg/L	6.1	6.1	6.1	NA	NA	NA	NA	NA	NA	NA	NA
Cyanide	mg/L	NA	NA	NA	NA	NA	NA	NA	NA	NA	NA	NA
Fluoride	mg/L	NA	NA	NA	NA	NA	NA	NA	NA	NA	NA	NA
Hardness	mg/L	NA	NA	NA	NA	NA	NA	NA	NA	NA	NA	NA
Hydroxide	mg/L	NA	NA	NA	NA	NA	NA	NA	NA	NA	NA	NA
Nitrate (as N)	mg/L	6.9	7.9	7.0	NA	NA	NA	NA	NA	NA	NA	NA
ortho-Phosphate Phosphorus	mg/L	NA	NA	NA	NA	NA	NA	NA	NA	NA	NA	NA
Perchlorate	mg/L	0.0002	0.00040	**0.0020**	NA	NA	NA	NA	NA	NA	NA	NA
Sulfate	mg/L	20	29	22	NA	NA	NA	NA	NA	NA	NA	NA
Sulfide	mg/L	NA	NA	NA	NA	NA	NA	NA	NA	NA	NA	NA
Total Dissolved Solids (TDS)	mg/L	320	310	330	NA	NA	NA	NA	NA	NA	NA	NA
Total Organic Carbon (TOC)	mg/L	NA	NA	NA	NA	NA	NA	NA	NA	NA	NA	NA
Total Organic Halides (TOX)	mg/L	NA	NA	NA	NA	NA	NA	NA	NA	NA	NA	NA
METALS												
Aluminum	mg/L	NA	NA	NA	NA	NA	NA	NA	NA	NA	NA	NA
Antimony	mg/L	NA	NA	NA	NA	NA	NA	NA	NA	NA	NA	NA
Arsenic	mg/L	NA	NA	NA	NA	NA	NA	NA	NA	NA	NA	NA
Barium	mg/L	NA	NA	NA	NA	NA	NA	NA	NA	NA	NA	NA
Beryllium	mg/L	NA	NA	NA	NA	NA	NA	NA	NA	NA	NA	NA
Boron	mg/L	NA	NA	NA	NA	NA	NA	NA	NA	NA	NA	NA
Cadmium	mg/L	NA	NA	NA	NA	NA	NA	NA	NA	NA	NA	NA
Calcium	mg/L	81	77	77	NA	NA	NA	NA	NA	NA	NA	NA
Chromium-Hexavalent	mg/L	NA	NA	NA	NA	NA	NA	NA	NA	NA	NA	NA
Chromium-Total	mg/L	NA	NA	NA	NA	NA	NA	NA	NA	NA	NA	NA
Cobalt	mg/L	NA	NA	NA	NA	NA	NA	NA	NA	NA	NA	NA
Copper	mg/L	NA	NA	NA	NA	NA	NA	NA	NA	NA	NA	NA
Iron	mg/L	NA	NA	NA	NA	NA	NA	NA	NA	NA	NA	NA
Lead	mg/L	NA	NA	NA	NA	NA	NA	NA	NA	NA	NA	NA
Magnesium	mg/L	11	11	11	NA	NA	NA	NA	NA	NA	NA	NA
Manganese	mg/L	NA	NA	NA	NA	NA	NA	NA	NA	NA	NA	NA
Mercury	mg/L	NA	NA	NA	NA	NA	NA	NA	NA	NA	NA	NA
Molybdenum	mg/L	NA	NA	NA	NA	NA	NA	NA	NA	NA	NA	NA
Nickel	mg/L	NA	NA	NA	NA	NA	NA	NA	NA	NA	NA	NA
Phosphorus	mg/L	NA	NA	NA	NA	NA	NA	NA	NA	NA	NA	NA
Potassium	mg/L	NA	NA	NA	NA	NA	NA	NA	NA	NA	NA	NA
Selenium	mg/L	NA	NA	NA	NA	NA	NA	NA	NA	NA	NA	NA
Silver	mg/L	NA	NA	NA	NA	NA	NA	NA	NA	NA	NA	NA
Sodium	mg/L	15	15	14	NA	NA	NA	NA	NA	NA	NA	NA
Thallium	mg/L	NA	NA	NA	NA	NA	NA	NA	NA	NA	NA	NA
Tin	mg/L	NA	NA	NA	NA	NA	NA	NA	NA	NA	NA	NA
Vanadium	mg/L	NA	NA	NA	NA	NA	NA	NA	NA	NA	NA	NA
Zinc	mg/L	NA	NA	NA	NA	NA	NA	NA	NA	NA	NA	NA
VOLATILE ORGANIC COMPOUNDS												
Acetone	µg/L	1.5	1.2	1.2	NA	NA	NA	NA	NA	NA	NA	NA
Benzene	µg/L	0.28	0.14	0.14	NA	NA	NA	NA	NA	NA	NA	NA
Bromoform	µg/L	0.13	0.13	0.13	NA	NA	NA	NA	NA	NA	NA	NA
Carbon Disulfide	µg/L	0.36	0.36	0.36	NA	NA	NA	NA	NA	NA	NA	NA
Chloroform	µg/L	0.36	0.17	0.17	NA	NA	NA	NA	NA	NA	NA	NA
Dichlorodifluoromethane	µg/L	3.3	2.6	0.18	NA	NA	NA	NA	NA	NA	NA	NA
Methylene Chloride	µg/L	0.52	0.15	0.15	NA	NA	NA	NA	NA	NA	NA	NA
Methyl t-butyl ether	µg/L	NA	NA	NA	NA	NA	NA	NA	NA	NA	NA	NA
Tetrachloroethene	µg/L	2.7	2.3	0.80	NA	NA	NA	NA	NA	NA	NA	NA
Toluene	µg/L	0.27	0.22	0.22	NA	NA	NA	NA	NA	NA	NA	NA
Trichloroethene	µg/L	0.25	0.50	0.50	NA	NA	NA	NA	NA	NA	NA	NA
Trichlorofluoromethane	µg/L	0.54	**0.46**	0.16	NA	NA	NA	NA	NA	NA	NA	NA
SEMI-VOLATILE ORGANIC COMPOUNDS: ND												
HERBICIDES, PESTICIDES & PCBs: ND												

[EA] (Extended analysis) - Appendix I and Appendix II constituents analyzed. Other monitoring periods analyzed for routine monitoring parameters. Only detected compounds included above.

TABLE 5-25 (CONT'D)
MID-VALLEY SANITARY LANDFILL
HISTORICAL SUMMARY - MONITORING WELL F-25

ANALYTE	UNITS	Apr 2005	Jul 2005	Oct 2005	Jan 2006	Apr 2006	Jul 2006	Oct 2006	Jan 2007	Apr 2007	Jul 2007	Oct 2007
FIELD PARAMETERS												
Dissolved Oxygen	mg/L	DRY	DRY	DRY	DRY	DRY	DRY	DRY	NA	NA	NA	NA
Oxidation-Reduction Potential	mV	DRY	DRY	DRY	DRY	DRY	DRY	DRY	NA	NA	NA	NA
pH	units	DRY	DRY	DRY	DRY	DRY	DRY	DRY	NA	NA	NA	NA
Specific Conductance	µmhos/cm	DRY	DRY	DRY	DRY	DRY	DRY	DRY	NA	NA	NA	NA
Temperature	C°	DRY	DRY	DRY	DRY	DRY	DRY	DRY	NA	NA	NA	NA
Turbidity	NTU	DRY	DRY	DRY	DRY	DRY	DRY	DRY	NA	NA	NA	NA
GENERAL CHEMISTRY												
Alkalinity	mg/L	DRY	DRY	DRY	DRY	DRY	DRY	DRY	NA	NA	NA	NA
Anions	meq/L	DRY	DRY	DRY	DRY	DRY	DRY	DRY	NA	NA	NA	NA
Bicarbonate	mg/L	DRY	DRY	DRY	DRY	DRY	DRY	DRY	NA	NA	NA	NA
Carbonate	mg/L	DRY	DRY	DRY	DRY	DRY	DRY	DRY	NA	NA	NA	NA
Cations	meq/L	DRY	DRY	DRY	DRY	DRY	DRY	DRY	NA	NA	NA	NA
Chemical Oxygen Demand (COD)	mg/L	DRY	DRY	DRY	DRY	DRY	DRY	DRY	NA	NA	NA	NA
Chloride	mg/L	DRY	DRY	DRY	DRY	DRY	DRY	DRY	NA	NA	NA	NA
Cyanide	mg/L	DRY	DRY	DRY	DRY	DRY	DRY	DRY	NA	NA	NA	NA
Fluoride	mg/L	DRY	DRY	DRY	DRY	DRY	DRY	DRY	NA	NA	NA	NA
Hardness	mg/L	DRY	DRY	DRY	DRY	DRY	DRY	DRY	NA	NA	NA	NA
Hydroxide	mg/L	DRY	DRY	DRY	DRY	DRY	DRY	DRY	NA	NA	NA	NA
Nitrate (as N)	mg/L	DRY	DRY	DRY	DRY	DRY	DRY	DRY	NA	NA	NA	NA
ortho-Phosphate Phosphorus	mg/L	DRY	DRY	DRY	DRY	DRY	DRY	DRY	NA	NA	NA	NA
Perchlorate	mg/L	DRY	DRY	DRY	DRY	DRY	DRY	DRY	NA	NA	NA	NA
Sulfate	mg/L	DRY	DRY	DRY	DRY	DRY	DRY	DRY	NA	NA	NA	NA
Sulfide	mg/L	DRY	DRY	DRY	DRY	DRY	DRY	DRY	NA	NA	NA	NA
Total Dissolved Solids (TDS)	mg/L	DRY	DRY	DRY	DRY	DRY	DRY	DRY	NA	NA	NA	NA
Total Organic Carbon (TOC)	mg/L	DRY	DRY	DRY	DRY	DRY	DRY	DRY	NA	NA	NA	NA
Total Organic Halides (TOX)	mg/L	DRY	DRY	DRY	DRY	DRY	DRY	DRY	NA	NA	NA	NA
METALS												
Aluminum	mg/L	DRY	DRY	DRY	DRY	DRY	DRY	DRY	NA	NA	NA	NA
Antimony	mg/L	DRY	DRY	DRY	DRY	DRY	DRY	DRY	NA	NA	NA	NA
Arsenic	mg/L	DRY	DRY	DRY	DRY	DRY	DRY	DRY	NA	NA	NA	NA
Barium	mg/L	DRY	DRY	DRY	DRY	DRY	DRY	DRY	NA	NA	NA	NA
Beryllium	mg/L	DRY	DRY	DRY	DRY	DRY	DRY	DRY	NA	NA	NA	NA
Boron	mg/L	DRY	DRY	DRY	DRY	DRY	DRY	DRY	NA	NA	NA	NA
Cadmium	mg/L	DRY	DRY	DRY	DRY	DRY	DRY	DRY	NA	NA	NA	NA
Calcium	mg/L	DRY	DRY	DRY	DRY	DRY	DRY	DRY	NA	NA	NA	NA
Chromium-Hexavalent	mg/L	DRY	DRY	DRY	DRY	DRY	DRY	DRY	NA	NA	NA	NA
Chromium-Total	mg/L	DRY	DRY	DRY	DRY	DRY	DRY	DRY	NA	NA	NA	NA
Cobalt	mg/L	DRY	DRY	DRY	DRY	DRY	DRY	DRY	NA	NA	NA	NA
Copper	mg/L	DRY	DRY	DRY	DRY	DRY	DRY	DRY	NA	NA	NA	NA
Iron	mg/L	DRY	DRY	DRY	DRY	DRY	DRY	DRY	NA	NA	NA	NA
Lead	mg/L	DRY	DRY	DRY	DRY	DRY	DRY	DRY	NA	NA	NA	NA
Magnesium	mg/L	DRY	DRY	DRY	DRY	DRY	DRY	DRY	NA	NA	NA	NA
Manganese	mg/L	DRY	DRY	DRY	DRY	DRY	DRY	DRY	NA	NA	NA	NA
Mercury	mg/L	DRY	DRY	DRY	DRY	DRY	DRY	DRY	NA	NA	NA	NA
Molybdenum	mg/L	DRY	DRY	DRY	DRY	DRY	DRY	DRY	NA	NA	NA	NA
Nickel	mg/L	DRY	DRY	DRY	DRY	DRY	DRY	DRY	NA	NA	NA	NA
Phosphorus	mg/L	DRY	DRY	DRY	DRY	DRY	DRY	DRY	NA	NA	NA	NA
Potassium	mg/L	DRY	DRY	DRY	DRY	DRY	DRY	DRY	NA	NA	NA	NA
Selenium	mg/L	DRY	DRY	DRY	DRY	DRY	DRY	DRY	NA	NA	NA	NA
Silver	mg/L	DRY	DRY	DRY	DRY	DRY	DRY	DRY	NA	NA	NA	NA
Sodium	mg/L	DRY	DRY	DRY	DRY	DRY	DRY	DRY	NA	NA	NA	NA
Thallium	mg/L	DRY	DRY	DRY	DRY	DRY	DRY	DRY	NA	NA	NA	NA
Tin	mg/L	DRY	DRY	DRY	DRY	DRY	DRY	DRY	NA	NA	NA	NA
Vanadium	mg/L	DRY	DRY	DRY	DRY	DRY	DRY	DRY	NA	NA	NA	NA
Zinc	mg/L	DRY	DRY	DRY	DRY	DRY	DRY	DRY	NA	NA	NA	NA
VOLATILE ORGANIC COMPOUNDS												
Acetone	µg/L	DRY	DRY	DRY	DRY	DRY	DRY	DRY	NA	NA	NA	NA
Benzene	µg/L	DRY	DRY	DRY	DRY	DRY	DRY	DRY	NA	NA	NA	NA
Bromoform	µg/L	DRY	DRY	DRY	DRY	DRY	DRY	DRY	NA	NA	NA	NA
Carbon Disulfide	µg/L	DRY	DRY	DRY	DRY	DRY	DRY	DRY	NA	NA	NA	NA
Chloroform	µg/L	DRY	DRY	DRY	DRY	DRY	DRY	DRY	NA	NA	NA	NA
Dichlorodifluoromethane	µg/L	DRY	DRY	DRY	DRY	DRY	DRY	DRY	NA	NA	NA	NA
Methylene Chloride	µg/L	DRY	DRY	DRY	DRY	DRY	DRY	DRY	NA	NA	NA	NA
Methyl t-butyl ether	µg/L	DRY	DRY	DRY	DRY	DRY	DRY	DRY	NA	NA	NA	NA
Tetrachloroethene	µg/L	DRY	DRY	DRY	DRY	DRY	DRY	DRY	NA	NA	NA	NA
Toluene	µg/L	DRY	DRY	DRY	DRY	DRY	DRY	DRY	NA	NA	NA	NA
Trichloroethene	µg/L	DRY	DRY	DRY	DRY	DRY	DRY	DRY	NA	NA	NA	NA
Trichlorofluoromethane	µg/L	DRY	DRY	DRY	DRY	DRY	DRY	DRY	NA	NA	NA	NA
SEMI-VOLATILE ORGANIC COMPOUNDS: ND												
HERBICIDES, PESTICIDES & PCBs: ND												

[EA] (Extended analysis) - Appendix I and Appendix II constituents analyzed. Other monitoring periods analyzed for routine monitoring parameters. Only detected compounds included above.

TABLE 5-25 (CONT'D)
MID-VALLEY SANITARY LANDFILL
HISTORICAL SUMMARY - MONITORING WELL F-25

ANALYTE	UNITS	Jan 2008	Feb [R1] 2008	Feb [R1] 2008	Apr 2008	Jul 2008	Oct 2008	Jan 2009	Apr 2009	June 2009	Jul 2009
FIELD PARAMETERS											
Dissolved Oxygen	mg/L	6.4	9.3	9.5	7.3	4.7	6.2	NA	NA	7.0	NA
Oxidation-Reduction Potential	mV	NA	NA	NA	NA	NA	NA	NA	NA	NA	NA
pH	units	8.0	6.7	6.8	7.42	6.92	7.61	NA	NA	6.63	7.54
Specific Conductance	µmhos/cm	370	590	580	577	633	635	NA	NA	617	626
Temperature	C°	20	19.9	19.9	20.1	20.5	20.3	NA	NA	21.44	21.6
Turbidity	NTU	0	1.2	1.1	6.3	0	0	NA	NA	>800	NA
GENERAL CHEMISTRY											
Alkalinity	mg/L	NA	NA	NA	NA	NA	NA	NA	NA	NA	NA
Anions	meq/L	NA	NA	NA	NA	NA	NA	NA	NA	NA	NA
Bicarbonate	mg/L	NA	NA	NA	NA	NA	NA	NA	NA	NA	NA
Carbonate	mg/L	NA	NA	NA	NA	NA	NA	NA	NA	NA	NA
Cations	meq/L	NA	NA	NA	NA	NA	NA	NA	NA	NA	NA
Chemical Oxygen Demand (COD)	mg/L	NA	NA	NA	NA	NA	NA	NA	NA	NA	NA
Chloride	mg/L	8.3	NA	NA	8.5	8.3	9.5	NA	NA	8.4	8.6
Cyanide	mg/L	NA	NA	NA	NA	NA	NA	NA	NA	NA	NA
Fluoride	mg/L	NA	NA	NA	NA	NA	NA	NA	NA	NA	NA
Hardness	mg/L	NA	NA	NA	NA	NA	NA	NA	NA	NA	NA
Hydroxide	mg/L	NA	NA	NA	NA	NA	NA	NA	NA	NA	NA
Nitrate (as N)	mg/L	7.3	NA	NA	6.6	6.1	6.5	NA	NA	7.2	7.3
ortho-Phosphate Phosphorus	mg/L	NA	NA	NA	NA	NA	NA	NA	NA	NA	NA
Perchlorate	mg/L	**0.0019**	0.00030	0.00030	0.00030	0.00030	0.00030	NA	NA	**0.0012**	**0.0014**
Sulfate	mg/L	29	NA	NA	31	29	32	NA	NA	29	31
Sulfide	mg/L	NA	NA	NA	NA	NA	NA	NA	NA	NA	NA
Total Dissolved Solids (TDS)	mg/L	370	NA	NA	380	380	360	NA	NA	400	370
Total Organic Carbon (TOC)	mg/L	NA	NA	NA	NA	NA	NA	NA	NA	NA	NA
Total Organic Halides (TOX)	mg/L	NA	NA	NA	NA	NA	NA	NA	NA	NA	NA
METALS											
Aluminum	mg/L	NA	NA	NA	NA	NA	NA	NA	NA	NA	NA
Antimony	mg/L	NA	NA	NA	NA	NA	NA	NA	NA	NA	NA
Arsenic	mg/L	NA	NA	NA	NA	NA	NA	NA	NA	NA	NA
Barium	mg/L	NA	NA	NA	NA	NA	NA	NA	NA	NA	NA
Beryllium	mg/L	NA	NA	NA	NA	NA	NA	NA	NA	NA	NA
Boron	mg/L	NA	NA	NA	NA	NA	NA	NA	NA	NA	NA
Cadmium	mg/L	NA	NA	NA	NA	NA	NA	NA	NA	NA	NA
Calcium	mg/L	85	NA	NA	89	88	89	NA	NA	93	99
Chromium-Hexavalent	mg/L	NA	NA	NA	NA	NA	NA	NA	NA	NA	NA
Chromium-Total	mg/L	NA	NA	NA	NA	NA	NA	NA	NA	NA	NA
Cobalt	mg/L	NA	NA	NA	NA	NA	NA	NA	NA	NA	NA
Copper	mg/L	NA	NA	NA	NA	NA	NA	NA	NA	NA	NA
Iron	mg/L	NA	NA	NA	NA	NA	NA	NA	NA	NA	NA
Lead	mg/L	NA	NA	NA	NA	NA	NA	NA	NA	NA	NA
Magnesium	mg/L	13	NA	NA	14	14	14	NA	NA	15	16
Manganese	mg/L	NA	NA	NA	NA	NA	NA	NA	NA	NA	NA
Mercury	mg/L	NA	NA	NA	NA	NA	NA	NA	NA	NA	NA
Molybdenum	mg/L	NA	NA	NA	NA	NA	NA	NA	NA	NA	NA
Nickel	mg/L	NA	NA	NA	NA	NA	NA	NA	NA	NA	NA
Phosphorus	mg/L	NA	NA	NA	NA	NA	NA	NA	NA	NA	NA
Potassium	mg/L	NA	NA	NA	NA	NA	NA	NA	NA	NA	NA
Selenium	mg/L	NA	NA	NA	NA	NA	NA	NA	NA	NA	NA
Silver	mg/L	NA	NA	NA	NA	NA	NA	NA	NA	NA	NA
Sodium	mg/L	15	NA	NA	17	17	17	NA	NA	19	21
Thallium	mg/L	NA	NA	NA	NA	NA	NA	NA	NA	NA	NA
Tin	mg/L	NA	NA	NA	NA	NA	NA	NA	NA	NA	NA
Vanadium	mg/L	NA	NA	NA	NA	NA	NA	NA	NA	NA	NA
Zinc	mg/L	NA	NA	NA	NA	NA	NA	NA	NA	NA	NA
VOLATILE ORGANIC COMPOUNDS											
Acetone	µg/L	7.4	NA	NA	7.4	7.4	7.4	NA	NA	7.4	7.4
Benzene	µg/L	0.18	NA	NA	0.32	0.18	0.18	NA	NA	0.18	0.18
Bromoform	µg/L	0.24	0.24	0.24	0.31	0.24	0.24	0.24	0.24	0.24	0.24
Carbon Disulfide	µg/L	0.40	NA	NA	0.40	0.40	0.40	NA	NA	0.40	0.40
Chloroform	µg/L	0.23	NA	NA	0.24	0.23	**0.28**[(5)]	NA	NA	0.23	0.23
Dichlorodifluoromethane	µg/L	0.21	NA	NA	4.5	5.4	7.2	NA	NA	5.0	8.0
Methylene Chloride	µg/L	0.27	NA	NA	0.27	0.27	0.27	NA	NA	0.27	0.27
Methyl t-butyl ether	µg/L	NA	NA	NA	NA	NA	NA	NA	NA	NA	NA
Tetrachloroethene	µg/L	5.1	NA	NA	5.4	5.5	6.0	NA	NA	9.0	9.6
Toluene	µg/L	0.14	NA	NA	0.24	0.12	0.12	NA	NA	0.12	0.12
Trichloroethene	µg/L	0.20	NA	NA	0.19	0.16	0.16	NA	NA	0.16	0.16
Trichlorofluoromethane	µg/L	0.86	NA	NA	1.2	1.2	1.4	NA	NA	1.0	1.4
SEMI-VOLATILE ORGANIC COMPOUNDS: ND											
HERBICIDES, PESTICIDES & PCBs: ND											

[EA] (Extended analysis) - Appendix I and Appendix II constituents analyzed. Other monitoring periods analyzed for routine monitoring parameters. Only detected compounds included above.

TABLE 5-25 (CONT'D)
MID-VALLEY SANITARY LANDFILL
HISTORICAL SUMMARY - MONITORING WELL F-25

ANALYTE	UNITS	Aug[R1] 2009	Aug[R1] 2009	Oct 2009	Jan 2010	Apr 2010	Jul 2010	Oct 2010	Jan 2011	Apr 2011	Jul 2011
FIELD PARAMETERS											
Dissolved Oxygen	mg/L	NA	NA	NA	DRY	DRY	DRY	DRY	DRY	DRY	DRY
Oxidation-Reduction Potential	mV	NA	NA	NA	DRY	DRY	DRY	DRY	DRY	DRY	DRY
pH	units	6.80	6.80	7.11	DRY	DRY	DRY	DRY	DRY	DRY	DRY
Specific Conductance	µmhos/cm	718	718	677	DRY	DRY	DRY	DRY	DRY	DRY	DRY
Temperature	C°	20.6	20.6	18.1	DRY	DRY	DRY	DRY	DRY	DRY	DRY
Turbidity	NTU	NA	NA	NA	DRY	DRY	DRY	DRY	DRY	DRY	DRY
GENERAL CHEMISTRY											
Alkalinity	mg/L	NA	NA	NA	DRY	DRY	DRY	DRY	DRY	DRY	DRY
Anions	meq/L	NA	NA	NA	DRY	DRY	DRY	DRY	DRY	DRY	DRY
Bicarbonate	mg/L	NA	NA	NA	DRY	DRY	DRY	DRY	DRY	DRY	DRY
Carbonate	mg/L	NA	NA	NA	DRY	DRY	DRY	DRY	DRY	DRY	DRY
Cations	meq/L	NA	NA	NA	DRY	DRY	DRY	DRY	DRY	DRY	DRY
Chemical Oxygen Demand (COD)	mg/L	NA	NA	NA	DRY	DRY	DRY	DRY	DRY	DRY	DRY
Chloride	mg/L	NA	NA	8.4	DRY	DRY	DRY	DRY	DRY	DRY	DRY
Cyanide	mg/L	NA	NA	NA	DRY	DRY	DRY	DRY	DRY	DRY	DRY
Fluoride	mg/L	NA	NA	NA	DRY	DRY	DRY	DRY	DRY	DRY	DRY
Hardness	mg/L	NA	NA	NA	DRY	DRY	DRY	DRY	DRY	DRY	DRY
Hydroxide	mg/L	NA	NA	NA	DRY	DRY	DRY	DRY	DRY	DRY	DRY
Nitrate (as N)	mg/L	NA	NA	7.9	DRY	DRY	DRY	DRY	DRY	DRY	DRY
ortho-Phosphate Phosphorus	mg/L	NA	NA	NA	DRY	DRY	DRY	DRY	DRY	DRY	DRY
Perchlorate	mg/L	**0.0018**	**0.0015**	**0.0013**	DRY	DRY	DRY	DRY	DRY	DRY	DRY
Sulfate	mg/L	NA	NA	29	DRY	DRY	DRY	DRY	DRY	DRY	DRY
Sulfide	mg/L	NA	NA	NA	DRY	DRY	DRY	DRY	DRY	DRY	DRY
Total Dissolved Solids (TDS)	mg/L	NA	NA	410	DRY	DRY	DRY	DRY	DRY	DRY	DRY
Total Organic Carbon (TOC)	mg/L	NA	NA	NA	DRY	DRY	DRY	DRY	DRY	DRY	DRY
Total Organic Halides (TOX)	mg/L	NA	NA	NA	DRY	DRY	DRY	DRY	DRY	DRY	DRY
METALS											
Aluminum	mg/L	NA	NA	NA	DRY	DRY	DRY	DRY	DRY	DRY	DRY
Antimony	mg/L	NA	NA	NA	DRY	DRY	DRY	DRY	DRY	DRY	DRY
Arsenic	mg/L	NA	NA	NA	DRY	DRY	DRY	DRY	DRY	DRY	DRY
Barium	mg/L	NA	NA	NA	DRY	DRY	DRY	DRY	DRY	DRY	DRY
Beryllium	mg/L	NA	NA	NA	DRY	DRY	DRY	DRY	DRY	DRY	DRY
Boron	mg/L	NA	NA	NA	DRY	DRY	DRY	DRY	DRY	DRY	DRY
Cadmium	mg/L	NA	NA	NA	DRY	DRY	DRY	DRY	DRY	DRY	DRY
Calcium	mg/L	NA	NA	96	DRY	DRY	DRY	DRY	DRY	DRY	DRY
Chromium-Hexavalent	mg/L	NA	NA	NA	DRY	DRY	DRY	DRY	DRY	DRY	DRY
Chromium-Total	mg/L	NA	NA	NA	DRY	DRY	DRY	DRY	DRY	DRY	DRY
Cobalt	mg/L	NA	NA	NA	DRY	DRY	DRY	DRY	DRY	DRY	DRY
Copper	mg/L	NA	NA	NA	DRY	DRY	DRY	DRY	DRY	DRY	DRY
Iron	mg/L	NA	NA	NA	DRY	DRY	DRY	DRY	DRY	DRY	DRY
Lead	mg/L	NA	NA	NA	DRY	DRY	DRY	DRY	DRY	DRY	DRY
Magnesium	mg/L	NA	NA	17	DRY	DRY	DRY	DRY	DRY	DRY	DRY
Manganese	mg/L	NA	NA	NA	DRY	DRY	DRY	DRY	DRY	DRY	DRY
Mercury	mg/L	NA	NA	NA	DRY	DRY	DRY	DRY	DRY	DRY	DRY
Molybdenum	mg/L	NA	NA	NA	DRY	DRY	DRY	DRY	DRY	DRY	DRY
Nickel	mg/L	NA	NA	NA	DRY	DRY	DRY	DRY	DRY	DRY	DRY
Phosphorus	mg/L	NA	NA	NA	DRY	DRY	DRY	DRY	DRY	DRY	DRY
Potassium	mg/L	NA	NA	NA	DRY	DRY	DRY	DRY	DRY	DRY	DRY
Selenium	mg/L	NA	NA	NA	DRY	DRY	DRY	DRY	DRY	DRY	DRY
Silver	mg/L	NA	NA	NA	DRY	DRY	DRY	DRY	DRY	DRY	DRY
Sodium	mg/L	NA	NA	19	DRY	DRY	DRY	DRY	DRY	DRY	DRY
Thallium	mg/L	NA	NA	NA	DRY	DRY	DRY	DRY	DRY	DRY	DRY
Tin	mg/L	NA	NA	NA	DRY	DRY	DRY	DRY	DRY	DRY	DRY
Vanadium	mg/L	NA	NA	NA	DRY	DRY	DRY	DRY	DRY	DRY	DRY
Zinc	mg/L	NA	NA	NA	DRY	DRY	DRY	DRY	DRY	DRY	DRY
VOLATILE ORGANIC COMPOUNDS											
Acetone	µg/L	NA	NA	7.4	DRY	DRY	DRY	DRY	DRY	DRY	DRY
Benzene	µg/L	NA	NA	0.18	DRY	DRY	DRY	DRY	DRY	DRY	DRY
Bromoform	µg/L	NA	NA	0.65[(5)]	DRY	DRY	DRY	DRY	DRY	DRY	DRY
Carbon Disulfide	µg/L	NA	NA	0.40	DRY	DRY	DRY	DRY	DRY	DRY	DRY
Chloroform	µg/L	NA	NA	0.23	DRY	DRY	DRY	DRY	DRY	DRY	DRY
Dichlorodifluoromethane	µg/L	NA	NA	4.2	DRY	DRY	DRY	DRY	DRY	DRY	DRY
Methylene Chloride	µg/L	NA	NA	0.28	DRY	DRY	DRY	DRY	DRY	DRY	DRY
Methyl t-butyl ether	µg/L	NA	NA	NA	DRY	DRY	DRY	DRY	DRY	DRY	DRY
Tetrachloroethene	µg/L	NA	NA	8.4	DRY	DRY	DRY	DRY	DRY	DRY	DRY
Toluene	µg/L	NA	NA	0.12	DRY	DRY	DRY	DRY	DRY	DRY	DRY
Trichloroethene	µg/L	NA	NA	0.13	DRY	DRY	DRY	DRY	DRY	DRY	DRY
Trichlorofluoromethane	µg/L	NA	NA	0.94	DRY	DRY	DRY	DRY	DRY	DRY	DRY
SEMI-VOLATILE ORGANIC COMPOUNDS: ND											
HERBICIDES, PESTICIDES & PCBs: ND											

[EA] (Extended analysis) - Appendix I and Appendix II constituents analyzed. Other monitoring periods analyzed for routine monitoring parameters. Only detected compounds included above.

TABLE 5-25 (CONT'D)
MID-VALLEY SANITARY LANDFILL
HISTORICAL SUMMARY - MONITORING WELL F-25

ANALYTE	UNITS	Oct 2011	Jan 2012	May 2012	Aug 2012	Nov 2012	Feb 2013	May 2013	Aug 2013	Nov 2013	Feb 2014
FIELD PARAMETERS											
Dissolved Oxygen	mg/L	DRY	DRY	DRY	DRY	DRY	NA	DRY	DRY	DRY	DRY
Oxidation-Reduction Potential	mV	DRY	DRY	DRY	DRY	DRY	NA	DRY	DRY	DRY	DRY
pH	units	DRY	DRY	DRY	DRY	DRY	7.09	DRY	DRY	DRY	DRY
Specific Conductance	µmhos/cm	DRY	DRY	DRY	DRY	DRY	563	DRY	DRY	DRY	DRY
Temperature	C°	DRY	DRY	DRY	DRY	DRY	17.51	DRY	DRY	DRY	DRY
Turbidity	NTU	DRY	DRY	DRY	DRY	DRY	NA	DRY	DRY	DRY	DRY
GENERAL CHEMISTRY											
Alkalinity	mg/L	DRY	DRY	DRY	DRY	DRY	NA	DRY	DRY	DRY	DRY
Anions	meq/L	DRY	DRY	DRY	DRY	DRY	NA	DRY	DRY	DRY	DRY
Bicarbonate	mg/L	DRY	DRY	DRY	DRY	DRY	NA	DRY	DRY	DRY	DRY
Carbonate	mg/L	DRY	DRY	DRY	DRY	DRY	NA	DRY	DRY	DRY	DRY
Cations	meq/L	DRY	DRY	DRY	DRY	DRY	NA	DRY	DRY	DRY	DRY
Chemical Oxygen Demand (COD)	mg/L	DRY	DRY	DRY	DRY	DRY	NA	DRY	DRY	DRY	DRY
Chloride	mg/L	DRY	DRY	DRY	DRY	DRY	9.8	DRY	DRY	DRY	DRY
Cyanide	mg/L	DRY	DRY	DRY	DRY	DRY	NA	DRY	DRY	DRY	DRY
Fluoride	mg/L	DRY	DRY	DRY	DRY	DRY	NA	DRY	DRY	DRY	DRY
Hardness	mg/L	DRY	DRY	DRY	DRY	DRY	NA	DRY	DRY	DRY	DRY
Hydroxide	mg/L	DRY	DRY	DRY	DRY	DRY	NA	DRY	DRY	DRY	DRY
Nitrate (as N)	mg/L	DRY	DRY	DRY	DRY	DRY	10	DRY	DRY	DRY	DRY
ortho-Phosphate Phosphorus	mg/L	DRY	DRY	DRY	DRY	DRY	NA	DRY	DRY	DRY	DRY
Perchlorate	mg/L	DRY	DRY	DRY	DRY	DRY	0.00081	DRY	DRY	DRY	DRY
Sulfate	mg/L	DRY	DRY	DRY	DRY	DRY	30	DRY	DRY	DRY	DRY
Sulfide	mg/L	DRY	DRY	DRY	DRY	DRY	NA	DRY	DRY	DRY	DRY
Total Dissolved Solids (TDS)	mg/L	DRY	DRY	DRY	DRY	DRY	320	DRY	DRY	DRY	DRY
Total Organic Carbon (TOC)	mg/L	DRY	DRY	DRY	DRY	DRY	NA	DRY	DRY	DRY	DRY
Total Organic Halides (TOX)	mg/L	DRY	DRY	DRY	DRY	DRY	NA	DRY	DRY	DRY	DRY
METALS											
Aluminum	mg/L	DRY	DRY	DRY	DRY	DRY	NA	DRY	DRY	DRY	DRY
Antimony	mg/L	DRY	DRY	DRY	DRY	DRY	NA	DRY	DRY	DRY	DRY
Arsenic	mg/L	DRY	DRY	DRY	DRY	DRY	NA	DRY	DRY	DRY	DRY
Barium	mg/L	DRY	DRY	DRY	DRY	DRY	NA	DRY	DRY	DRY	DRY
Beryllium	mg/L	DRY	DRY	DRY	DRY	DRY	NA	DRY	DRY	DRY	DRY
Boron	mg/L	DRY	DRY	DRY	DRY	DRY	NA	DRY	DRY	DRY	DRY
Cadmium	mg/L	DRY	DRY	DRY	DRY	DRY	NA	DRY	DRY	DRY	DRY
Calcium	mg/L	DRY	DRY	DRY	DRY	DRY	83	DRY	DRY	DRY	DRY
Chromium-Hexavalent	mg/L	DRY	DRY	DRY	DRY	DRY	NA	DRY	DRY	DRY	DRY
Chromium-Total	mg/L	DRY	DRY	DRY	DRY	DRY	NA	DRY	DRY	DRY	DRY
Cobalt	mg/L	DRY	DRY	DRY	DRY	DRY	NA	DRY	DRY	DRY	DRY
Copper	mg/L	DRY	DRY	DRY	DRY	DRY	NA	DRY	DRY	DRY	DRY
Iron	mg/L	DRY	DRY	DRY	DRY	DRY	NA	DRY	DRY	DRY	DRY
Lead	mg/L	DRY	DRY	DRY	DRY	DRY	NA	DRY	DRY	DRY	DRY
Magnesium	mg/L	DRY	DRY	DRY	DRY	DRY	12	DRY	DRY	DRY	DRY
Manganese	mg/L	DRY	DRY	DRY	DRY	DRY	NA	DRY	DRY	DRY	DRY
Mercury	mg/L	DRY	DRY	DRY	DRY	DRY	NA	DRY	DRY	DRY	DRY
Molybdenum	mg/L	DRY	DRY	DRY	DRY	DRY	NA	DRY	DRY	DRY	DRY
Nickel	mg/L	DRY	DRY	DRY	DRY	DRY	NA	DRY	DRY	DRY	DRY
Phosphorus	mg/L	DRY	DRY	DRY	DRY	DRY	NA	DRY	DRY	DRY	DRY
Potassium	mg/L	DRY	DRY	DRY	DRY	DRY	NA	DRY	DRY	DRY	DRY
Selenium	mg/L	DRY	DRY	DRY	DRY	DRY	NA	DRY	DRY	DRY	DRY
Silver	mg/L	DRY	DRY	DRY	DRY	DRY	NA	DRY	DRY	DRY	DRY
Sodium	mg/L	DRY	DRY	DRY	DRY	DRY	19	DRY	DRY	DRY	DRY
Thallium	mg/L	DRY	DRY	DRY	DRY	DRY	NA	DRY	DRY	DRY	DRY
Tin	mg/L	DRY	DRY	DRY	DRY	DRY	NA	DRY	DRY	DRY	DRY
Vanadium	mg/L	DRY	DRY	DRY	DRY	DRY	NA	DRY	DRY	DRY	DRY
Zinc	mg/L	DRY	DRY	DRY	DRY	DRY	NA	DRY	DRY	DRY	DRY
VOLATILE ORGANIC COMPOUNDS											
Acetone	µg/L	DRY	DRY	DRY	DRY	DRY	4.6	DRY	DRY	DRY	DRY
Benzene	µg/L	DRY	DRY	DRY	DRY	DRY	0.083	DRY	DRY	DRY	DRY
Bromoform	µg/L	DRY	DRY	DRY	DRY	DRY	0.27	DRY	DRY	DRY	DRY
Carbon Disulfide	µg/L	DRY	DRY	DRY	DRY	DRY	0.38	DRY	DRY	DRY	DRY
Chloroform	µg/L	DRY	DRY	DRY	DRY	DRY	0.12	DRY	DRY	DRY	DRY
Dichlorodifluoromethane	µg/L	DRY	DRY	DRY	DRY	DRY	2.5	DRY	DRY	DRY	DRY
Methylene Chloride	µg/L	DRY	DRY	DRY	DRY	DRY	0.48	DRY	DRY	DRY	DRY
Methyl t-butyl ether	µg/L	DRY	DRY	DRY	DRY	DRY	**0.23**	DRY	DRY	DRY	DRY
Tetrachloroethene	µg/L	DRY	DRY	DRY	DRY	DRY	4.4	DRY	DRY	DRY	DRY
Toluene	µg/L	DRY	DRY	DRY	DRY	DRY	0.093	DRY	DRY	DRY	DRY
Trichloroethene	µg/L	DRY	DRY	DRY	DRY	DRY	0.085	DRY	DRY	DRY	DRY
Trichlorofluoromethane	µg/L	DRY	DRY	DRY	DRY	DRY	0.59	DRY	DRY	DRY	DRY
SEMI-VOLATILE ORGANIC COMPOUNDS: ND											
HERBICIDES, PESTICIDES & PCBs: ND											

[EA] (Extended analysis) - Appendix I and Appendix II constituents analyzed. Other monitoring periods analyzed for routine monitoring parameters. Only detected compounds included above.

TABLE 5-25 (CONT'D)
MID-VALLEY SANITARY LANDFILL
HISTORICAL SUMMARY - MONITORING WELL F-25

ANALYTE	UNITS	May 2014	Aug 2014	Nov 2014	Feb 2015	May 2015	MED.	AVG.	STD. DEV.	MIN.	MAX.
FIELD PARAMETERS											
Dissolved Oxygen	mg/L	DRY	DRY	DRY	DRY	DRY	6.85	6.69	1.54	4.6	9.5
Oxidation-Reduction Potential	mV	DRY	DRY	DRY	DRY	DRY	NC	NC	NC	NC	NC
pH	units	DRY	DRY	DRY	DRY	DRY	7.46	7.68	1.16	6.63	11.0
Specific Conductance	µmhos/cm	DRY	DRY	DRY	DRY	DRY	542	535	118	310	718
Temperature	C°	DRY	DRY	DRY	DRY	DRY	20.0	20.0	1.40	17.5	23
Turbidity	NTU	DRY	DRY	DRY	DRY	DRY	0.0	0.837	1.97	0	6.3
GENERAL CHEMISTRY											
Alkalinity	mg/L	DRY	DRY	DRY	DRY	DRY	200	200	0.0	200	200
Anions	meq/L	DRY	DRY	DRY	DRY	DRY	5.22	5.22	0.0	5.22	5.22
Bicarbonate	mg/L	DRY	DRY	DRY	DRY	DRY	240	240	0.0	240	240
Carbonate	mg/L	DRY	DRY	DRY	DRY	DRY	NC	NC	NC	NC	NC
Cations	meq/L	DRY	DRY	DRY	DRY	DRY	5.36	5.36	0.0	5.36	5.36
Chemical Oxygen Demand (COD)	mg/L	DRY	DRY	DRY	DRY	DRY	NC	NC	NC	**5**	**5**
Chloride	mg/L	DRY	DRY	DRY	DRY	DRY	7.00	7.58	1.89	5	14
Cyanide	mg/L	DRY	DRY	DRY	DRY	DRY	NC	NC	NC	NC	NC
Fluoride	mg/L	DRY	DRY	DRY	DRY	DRY	0.300	0.300	0.0	0.3	0.3
Hardness	mg/L	DRY	DRY	DRY	DRY	DRY	230	236	33.4	206	272
Hydroxide	mg/L	DRY	DRY	DRY	DRY	DRY	NC	NC	NC	NC	NC
Nitrate (as N)	mg/L	DRY	DRY	DRY	DRY	DRY	7.00	7.04	1.50	2.14	10
ortho-Phosphate Phosphorus	mg/L	DRY	DRY	DRY	DRY	DRY	NC	NC	NC	**0.018**	**0.018**
Perchlorate	mg/L	DRY	DRY	DRY	DRY	DRY	NC	NC	NC	0.0002	**0.0020**
Sulfate	mg/L	DRY	DRY	DRY	DRY	DRY	26.0	26.3	4.15	16	32
Sulfide	mg/L	DRY	DRY	DRY	DRY	DRY	NC	NC	NC	NC	NC
Total Dissolved Solids (TDS)	mg/L	DRY	DRY	DRY	DRY	DRY	350	349	45.5	206	420
Total Organic Carbon (TOC)	mg/L	DRY	DRY	DRY	DRY	DRY	NC	NC	NC	NC	NC
Total Organic Halides (TOX)	mg/L	DRY	DRY	DRY	DRY	DRY	NC	NC	NC	NC	NC
METALS											
Aluminum	mg/L	DRY	DRY	DRY	DRY	DRY	NC	NC	NC	NC	NC
Antimony	mg/L	DRY	DRY	DRY	DRY	DRY	NC	NC	NC	NC	NC
Arsenic	mg/L	DRY	DRY	DRY	DRY	DRY	NC	NC	NC	**0.00054**	**0.00054**
Barium	mg/L	DRY	DRY	DRY	DRY	DRY	NC	NC	NC	**0.031**	**0.031**
Beryllium	mg/L	DRY	DRY	DRY	DRY	DRY	NC	NC	NC	NC	NC
Boron	mg/L	DRY	DRY	DRY	DRY	DRY	NC	NC	NC	**0.020**	**0.020**
Cadmium	mg/L	DRY	DRY	DRY	DRY	DRY	NC	NC	NC	NC	NC
Calcium	mg/L	DRY	DRY	DRY	DRY	DRY	81.0	73.8	29.2	1	99
Chromium-Hexavalent	mg/L	DRY	DRY	DRY	DRY	DRY	NC	NC	NC	NC	NC
Chromium-Total	mg/L	DRY	DRY	DRY	DRY	DRY	0.0100	0.0100	0.0	0.010	0.010
Cobalt	mg/L	DRY	DRY	DRY	DRY	DRY	NC	NC	NC	**0.00012**	**0.00012**
Copper	mg/L	DRY	DRY	DRY	DRY	DRY	NC	NC	NC	**0.00021**	**0.00021**
Iron	mg/L	DRY	DRY	DRY	DRY	DRY	NC	NC	NC	NC	NC
Lead	mg/L	DRY	DRY	DRY	DRY	DRY	NC	NC	NC	**0.00017**	**0.00017**
Magnesium	mg/L	DRY	DRY	DRY	DRY	DRY	12.0	11.8	3.61	**0.5**	17
Manganese	mg/L	DRY	DRY	DRY	DRY	DRY	NC	NC	NC	0.00009	**0.042**
Mercury	mg/L	DRY	DRY	DRY	DRY	DRY	NC	NC	NC	NC	NC
Molybdenum	mg/L	DRY	DRY	DRY	DRY	DRY	NC	NC	NC	NC	NC
Nickel	mg/L	DRY	DRY	DRY	DRY	DRY	NC	NC	NC	**0.0013**	**0.0013**
Phosphorus	mg/L	DRY	DRY	DRY	DRY	DRY	NC	NC	NC	**0.015**	**0.015**
Potassium	mg/L	DRY	DRY	DRY	DRY	DRY	3.00	3.30	0.520	3	3.9
Selenium	mg/L	DRY	DRY	DRY	DRY	DRY	NC	NC	NC	**0.0012**	**0.0012**
Silver	mg/L	DRY	DRY	DRY	DRY	DRY	NC	NC	NC	NC	NC
Sodium	mg/L	DRY	DRY	DRY	DRY	DRY	16.0	26.7	28.2	12	110
Thallium	mg/L	DRY	DRY	DRY	DRY	DRY	NC	NC	NC	NC	NC
Tin	mg/L	DRY	DRY	DRY	DRY	DRY	NC	NC	NC	NC	NC
Vanadium	mg/L	DRY	DRY	DRY	DRY	DRY	NC	NC	NC	**0.0045**	**0.0045**
Zinc	mg/L	DRY	DRY	DRY	DRY	DRY	NC	NC	NC	0.002	**0.022**
VOLATILE ORGANIC COMPOUNDS											
Acetone	µg/L	DRY	DRY	DRY	DRY	DRY	NC	NC	NC	1.2	50
Benzene	µg/L	DRY	DRY	DRY	DRY	DRY	NC	NC	NC	0.083	**0.36**
Bromoform	µg/L	DRY	DRY	DRY	DRY	DRY	NC	NC	NC	NC	NC
Carbon Disulfide	µg/L	DRY	DRY	DRY	DRY	DRY	NC	NC	NC	NC	NC
Chloroform	µg/L	DRY	DRY	DRY	DRY	DRY	NC	NC	NC	NC	NC
Dichlorodifluoromethane	µg/L	DRY	DRY	DRY	DRY	DRY	4.50	5.09	4.42	0.18	17
Methylene Chloride	µg/L	DRY	DRY	DRY	DRY	DRY	NC	NC	NC	0.15	**0.4**
Methyl t-butyl ether	µg/L	DRY	DRY	DRY	DRY	DRY	NC	NC	NC	**0.23**	**0.23**
Tetrachloroethene	µg/L	DRY	DRY	DRY	DRY	DRY	5.20	5.40	2.97	0.32	13.8
Toluene	µg/L	DRY	DRY	DRY	DRY	DRY	NC	NC	NC	0.093	**0.48**
Trichloroethene	µg/L	DRY	DRY	DRY	DRY	DRY	NC	NC	NC	0.085	**0.37**
Trichlorofluoromethane	µg/L	DRY	DRY	DRY	DRY	DRY	0.770	0.859	0.422	0.16	2
SEMI-VOLATILE ORGANIC COMPOUNDS: ND											
HERBICIDES, PESTICIDES & PCBs: ND											

[EA] (Extended analysis) - Appendix I and Appendix II constituents analyzed. Other monitoring periods analyzed for routine monitoring parameters. Only detected compounds included above.

TABLE 5-26
MID-VALLEY SANITARY LANDFILL
HISTORICAL SUMMARY - MONITORING WELL F-27

ANALYTE	UNITS	Jan 2000	Apr 2000	Jul 2000
FIELD PARAMETERS				
Dissolved Oxygen	mg/L	NA	NA	5.7
Oxidation-Reduction Potential	mV	NA	NA	NA
pH	units	8.1	8.6	7.9
Specific Conductance	µmhos/cm	NA	170	370
Temperature	C°	17	18	21
Turbidity	NTU	NA	NA	0
GENERAL CHEMISTRY				
Alkalinity, Total	mg/L	NA	NA	NA
Anions	meq/L	NA	NA	NA
Bicarbonate Alkalinity	mg/L	NA	NA	NA
Carbonate Alkalinity	mg/L	NA	NA	NA
Cations	meq/L	NA	NA	NA
Chemical Oxygen Demand (COD)	mg/L	NA	NA	NA
Chloride	mg/L	6	6	4
Cyanide	mg/L	NA	NA	NA
Electrical Conductivity	umhos/cm	NA	NA	NA
Fluoride	mg/L	NA	NA	NA
Hardness	mg/L	NA	NA	NA
Hydroxide Alkalinity	mg/L	NA	NA	NA
Nitrate (as N)	mg/L	3.1	3.1	3.0
ortho-Phosphate Phosphorus	mg/L	NA	NA	NA
Perchlorate	mg/L	NA	NA	NA
Phenols, Total	mg/L	NA	NA	NA
Sulfate	mg/L	21	19	22
Sulfide	mg/L	NA	NA	NA
Total Dissolved Solids (TDS)	mg/L	190	190	280
Total Organic Carbon (TOC)	mg/L	NA	NA	NA
Total Organic Halides (TOX)	mg/L	NA	NA	NA
METALS				
Aluminum	mg/L	NA	NA	NA
Antimony	mg/L	NA	NA	NA
Arsenic	mg/L	NA	NA	NA
Barium	mg/L	NA	NA	NA
Beryllium	mg/L	NA	NA	NA
Boron	mg/L	NA	NA	NA
Cadmium	mg/L	NA	NA	NA
Calcium	mg/L	36	38	70
Chromium-Hexavalent	mg/L	NA	NA	NA
Chromium-Total	mg/L	NA	NA	NA
Cobalt	mg/L	NA	NA	NA
Copper	mg/L	NA	NA	NA
Iron	mg/L	NA	NA	NA
Lead	mg/L	NA	NA	NA
Magnesium	mg/L	5	7	10
Manganese	mg/L	NA	NA	NA
Mercury	mg/L	NA	NA	NA
Molybdenum	mg/L	NA	NA	NA
Nickel	mg/L	NA	NA	NA
Phosphorus	mg/L	NA	NA	NA
Potassium	mg/L	NA	NA	NA
Selenium	mg/L	NA	NA	NA
Silver	mg/L	NA	NA	NA
Sodium	mg/L	17	15	11
Thallium	mg/L	NA	NA	NA
Tin	mg/L	NA	NA	NA
Vanadium	mg/L	NA	NA	NA
Zinc	mg/L	NA	NA	NA
VOLATILE ORGANIC COMPOUNDS				
1,1-Dichloroethane	µg/L	0.31	0.39	0.35
Carbon Disulfide	µg/L	0.46	0.44	0.26
Chloroform	µg/L	0.24	0.30	0.28
cis-1,2-Dichloroethene	µg/L	0.9	0.9	0.8
Dibromochloromethane	µg/L	0.29	0.33	0.24
Dichlorodifluoromethane	µg/L	7.0	5.2	16
Methylene Chloride	µg/L	0.27	0.42	0.27
o-Xylene	µg/L	NA	NA	NA
Tetrachloroethene	µg/L	5.5	3.8	2.8
Toluene	µg/L	0.14	0.24	0.22
Trichloroethene	µg/L	**0.45**	**0.41**	0.27
Trichlorofluoromethane	µg/L	**1.2**	**1.3**	**1.9**
Total Xylenes	µg/L	NA	NA	NA
SEMI-VOLATILE ORGANIC COMPOUNDS				
bis(2-Ethylhexyl) Phthalate	µg/L	NA	NA	NA
HERBICIDES, PESTICIDES & PCBs: ND				

x I and Appendix II constituents analyzed. Other monitoring periods analyzed for routine monitoring parameters. Only det

TABLE 5-26 (CONT'D)
MID-VALLEY SANITARY LANDFILL
HISTORICAL SUMMARY - MONITORING WELL F-27

ANALYTE	UNITS	Oct[EA] 2000	Jan 2001	Apr 2001	Jul 2001	Oct 2001	Jan 2002	Apr 2002	Jul 2002	Oct 2002	Jan 2003
FIELD PARAMETERS											
Dissolved Oxygen	mg/L	5.4	5.0	5.2	5.3	0.7	7.7	7.8	8.2	10.2	10.5
Oxidation-Reduction Potential	mV	NA	NA	NA	NA	NA	NA	NA	NA	NA	NA
pH	units	7.9	7.8	8.5	7.5	8.1	7.5	7.7	7.6	7.6	7.5
Specific Conductance	µmhos/cm	450	380	260	400	400	380	460	380	420	380
Temperature	C°	20	19	19	21	19	18	18.2	19.1	18.6	19
Turbidity	NTU	0	0	0	0	0	0	0	0	0	0
GENERAL CHEMISTRY											
Alkalinity, Total	mg/L	200	NA	NA	NA	NA	NA	NA	NA	NA	NA
Anions	meq/L	4.69	NA	NA	NA	NA	NA	NA	NA	NA	NA
Bicarbonate Alkalinity	mg/L	240	NA	NA	NA	NA	NA	NA	NA	NA	NA
Carbonate Alkalinity	mg/L	2	NA	NA	NA	NA	NA	NA	NA	NA	NA
Cations	meq/L	4.46	NA	NA	NA	NA	NA	NA	NA	NA	NA
Chemical Oxygen Demand (COD)	mg/L	**7**	NA	NA	NA	NA	NA	NA	NA	NA	NA
Chloride	mg/L	4	4	5	5	4	4	3.6	3.0	3.1	3.5
Cyanide	mg/L	0.006	NA	NA	NA	NA	NA	NA	NA	NA	NA
Electrical Conductivity	umhos/cm	NA	NA	NA	NA	NA	NA	NA	NA	NA	NA
Fluoride	mg/L	0.3	NA	NA	NA	NA	NA	NA	NA	NA	NA
Hardness	mg/L	200	NA	NA	NA	NA	NA	NA	NA	NA	NA
Hydroxide Alkalinity	mg/L	2	NA	NA	NA	NA	NA	NA	NA	NA	NA
Nitrate (as N)	mg/L	2.1	2.6	2.8	2.6	2.7	2.3	2.1	2.3	2.2	2.2
ortho-Phosphate Phosphorus	mg/L	**0.02**	NA	NA	NA	NA	NA	NA	NA	NA	NA
Perchlorate	mg/L	NA	NA	NA	NA	NA	NA	NA	0.0002	0.00040	0.00040
Phenols, Total	mg/L	NA	NA	NA	NA	NA	NA	NA	NA	NA	NA
Sulfate	mg/L	20	20	21	22	20	20	18	17	18	18
Sulfide	mg/L	0.2	NA	NA	NA	NA	NA	NA	NA	NA	NA
Total Dissolved Solids (TDS)	mg/L	320	270	280	280	260	270	260	220	240	270
Total Organic Carbon (TOC)	mg/L	0.090	NA	NA	NA	NA	NA	NA	NA	NA	NA
Total Organic Halides (TOX)	mg/L	0.005	NA	NA	NA	NA	NA	NA	NA	NA	NA
METALS											
Aluminum	mg/L	NA	NA	NA	NA	NA	NA	NA	NA	NA	NA
Antimony	mg/L	0.0001	NA	NA	NA	NA	NA	NA	NA	NA	NA
Arsenic	mg/L	**0.0013**	NA	NA	NA	NA	NA	NA	NA	NA	NA
Barium	mg/L	**0.029**	NA	NA	NA	NA	NA	NA	NA	NA	NA
Beryllium	mg/L	0.0004	NA	NA	NA	NA	NA	NA	NA	NA	NA
Boron	mg/L	**0.011**	NA	NA	NA	NA	NA	NA	NA	NA	NA
Cadmium	mg/L	0.0001	NA	NA	NA	NA	NA	NA	NA	NA	NA
Calcium	mg/L	64	71	67	65	66	64	67	67	62	64
Chromium-Hexavalent	mg/L	NA	NA	NA	NA	NA	NA	NA	NA	NA	NA
Chromium-Total	mg/L	**0.0070**	NA	NA	NA	NA	NA	NA	NA	NA	NA
Cobalt	mg/L	**0.00014**	NA	NA	NA	NA	NA	NA	NA	NA	NA
Copper	mg/L	**0.00025**	NA	NA	NA	NA	NA	NA	NA	NA	NA
Iron	mg/L	0.010	NA	NA	NA	NA	NA	NA	NA	NA	NA
Lead	mg/L	0.0001	NA	NA	NA	NA	NA	NA	NA	NA	NA
Magnesium	mg/L	9	10	10	9	9	9	9.0	8.9	8.6	8.4
Manganese	mg/L	**0.00082**	NA	NA	NA	NA	NA	NA	NA	NA	NA
Mercury	mg/L	0.00043	NA	NA	NA	NA	NA	NA	NA	NA	NA
Molybdenum	mg/L	NA	NA	NA	NA	NA	NA	NA	NA	NA	NA
Nickel	mg/L	**0.0014**	NA	NA	NA	NA	NA	NA	NA	NA	NA
Phosphorus	mg/L	**0.02**	NA	NA	NA	NA	NA	NA	NA	NA	NA
Potassium	mg/L	3	NA	NA	NA	NA	NA	NA	NA	NA	NA
Selenium	mg/L	**0.0012**	NA	NA	NA	NA	NA	NA	NA	NA	NA
Silver	mg/L	0.0001	NA	NA	NA	NA	NA	NA	NA	NA	NA
Sodium	mg/L	10	12	11	11	11	11	11	9.8	10	9.8
Thallium	mg/L	0.00006	NA	NA	NA	NA	NA	NA	NA	NA	NA
Tin	mg/L	0.00008	NA	NA	NA	NA	NA	NA	NA	NA	NA
Vanadium	mg/L	**0.0044**	NA	NA	NA	NA	NA	NA	NA	NA	NA
Zinc	mg/L	**0.0026**	NA	NA	NA	NA	NA	NA	NA	NA	NA
VOLATILE ORGANIC COMPOUNDS											
1,1-Dichloroethane	µg/L	0.35	0.35	0.35	0.35	0.35	0.35	0.20	0.20	0.098	0.098
Carbon Disulfide	µg/L	0.26	0.26	0.26	0.26	0.8[(5)]	**0.41[(5)]**	0.36	0.36	0.36	0.36
Chloroform	µg/L	0.28	0.28	0.28	0.28	0.28	0.28	0.36	0.36	0.17	0.17
cis-1,2-Dichloroethene	µg/L	1.1	0.8	0.9	0.5	**0.35**	**0.38**	0.34	0.34	**0.47**	**0.22**
Dibromochloromethane	µg/L	0.24	0.24	0.24	0.24	0.24	0.24	0.28	0.28	0.28	0.28
Dichlorodifluoromethane	µg/L	11	12	13	9.8	1.3	9.7	10	5.5	4.3	0.18
Methylene Chloride	µg/L	**0.35**	0.27	0.27	0.27	0.27	0.27	0.52	0.52	0.15	0.15
o-Xylene	µg/L	NA	NA	NA	NA	NA	NA	NA	NA	NA	NA
Tetrachloroethene	µg/L	2.6	2.3	2.8	1.9	0.9	2.6	1.6	1.1	0.98	0.94
Toluene	µg/L	0.22	0.22	0.22	0.22	0.22	0.22	0.27	0.27	0.22	0.22
Trichloroethene	µg/L	**0.36**	**0.38**	**0.37**	0.27	0.27	**0.33**	0.25	0.25	0.50	0.50
Trichlorofluoromethane	µg/L	**1.9**	**1.5**	**1.8**	**1.3**	0.23	**1.2**	**0.88**	**0.55**	**0.49**	**0.68**
Total Xylenes	µg/L	NA	NA	NA	NA	NA	NA	NA	NA	NA	NA
SEMI-VOLATILE ORGANIC COMPOUNDS											
bis(2-Ethylhexyl) Phthalate	µg/L	**7.8[(5)]**	NA	NA	NA	NA	NA	NA	NA	NA	NA
HERBICIDES, PESTICIDES & PCBs: ND											

[EA] (Extended analysis) - Appendix I and Appendix II constituents analyzed. Other monitoring periods analyzed for routine monitoring parameters. Only detected compounds included above.

TABLE 5-26 (CONT'D)
MID-VALLEY SANITARY LANDFILL
HISTORICAL SUMMARY - MONITORING WELL F-27

ANALYTE	UNITS	Apr 2003	Jul 2003	Oct 2003	Jan 2004	Apr 2004	Jul 2004	Oct 2004	Jan 2005	Apr[EA] 2005	Jul[R] 2005
FIELD PARAMETERS											
Dissolved Oxygen	mg/L	10.1	NA	NA	7.7	NA	NA	NA	8.8	5.4	7.3
Oxidation-Reduction Potential	mV	NA	NA	NA	NA	NA	NA	NA	NA	NA	NA
pH	units	7.4	NA	NA	7.1	NA	NA	NA	7.4	7.7	7.7
Specific Conductance	µmhos/cm	430	NA	NA	520	NA	NA	NA	380	390	360
Temperature	C°	19	NA	NA	19	NA	NA	NA	19	19	20
Turbidity	NTU	0	NA	NA	0	NA	NA	NA	0	0	0
GENERAL CHEMISTRY											
Alkalinity, Total	mg/L	NA	NA	NA	NA	NA	NA	NA	NA	170	NA
Anions	meq/L	NA	NA	NA	NA	NA	NA	NA	NA	4.2	NA
Bicarbonate Alkalinity	mg/L	NA	NA	NA	NA	NA	NA	NA	NA	170	NA
Carbonate Alkalinity	mg/L	NA	NA	NA	NA	NA	NA	NA	NA	2.5	NA
Cations	meq/L	NA	NA	NA	NA	NA	NA	NA	NA	4.2	NA
Chemical Oxygen Demand (COD)	mg/L	NA	NA	NA	NA	NA	NA	NA	NA	25	NA
Chloride	mg/L	3.2	NA	NA	3.4	NA	NA	NA	3.1	3.4	3.4
Cyanide	mg/L	NA	NA	NA	NA	NA	NA	NA	NA	0.0063	NA
Electrical Conductivity	umhos/cm	NA	NA	NA	NA	NA	NA	NA	NA	NA	NA
Fluoride	mg/L	NA	NA	NA	NA	NA	NA	NA	NA	0.27	NA
Hardness	mg/L	NA	NA	NA	NA	NA	NA	NA	NA	190	NA
Hydroxide Alkalinity	mg/L	NA	NA	NA	NA	NA	NA	NA	NA	2.5	NA
Nitrate (as N)	mg/L	2.2	NA	NA	2.34	NA	NA	NA	2.24	2.4	2.3
ortho-Phosphate Phosphorus	mg/L	NA	NA	NA	NA	NA	NA	NA	NA	0.077	NA
Perchlorate	mg/L	0.00028	NA	NA	NA	NA	NA	NA	0.00011	0.00011	0.00011
Phenols, Total	mg/L	NA	NA	NA	NA	NA	NA	NA	NA	0.0050	NA
Sulfate	mg/L	18	NA	NA	20	NA	NA	NA	18	20	19
Sulfide	mg/L	NA	NA	NA	NA	NA	NA	NA	NA	0.050	NA
Total Dissolved Solids (TDS)	mg/L	240	NA	NA	254	NA	NA	NA	250	260	250
Total Organic Carbon (TOC)	mg/L	NA	NA	NA	NA	NA	NA	NA	NA	0.50	NA
Total Organic Halides (TOX)	mg/L	NA	NA	NA	NA	NA	NA	NA	NA	0.020	NA
METALS											
Aluminum	mg/L	NA	NA	NA	NA	NA	NA	NA	NA	NA	NA
Antimony	mg/L	NA	NA	NA	NA	NA	NA	NA	NA	0.00038	NA
Arsenic	mg/L	NA	NA	NA	NA	NA	NA	NA	NA	0.00090	NA
Barium	mg/L	NA	NA	NA	NA	NA	NA	NA	NA	0.024	NA
Beryllium	mg/L	NA	NA	NA	NA	NA	NA	NA	NA	0.0015	NA
Boron	mg/L	NA	NA	NA	NA	NA	NA	NA	NA	**0.040**	NA
Cadmium	mg/L	NA	NA	NA	NA	NA	NA	NA	NA	0.0018	NA
Calcium	mg/L	61	NA	NA	60	NA	NA	NA	64	61	62
Chromium-Hexavalent	mg/L	NA	NA	NA	NA	NA	NA	NA	NA	NA	NA
Chromium-Total	mg/L	NA	NA	NA	NA	NA	NA	NA	NA	0.0020	NA
Cobalt	mg/L	NA	NA	NA	NA	NA	NA	NA	NA	0.0062	NA
Copper	mg/L	NA	NA	NA	NA	NA	NA	NA	NA	0.027	NA
Iron	mg/L	NA	NA	NA	NA	NA	NA	NA	NA	0.110	NA
Lead	mg/L	NA	NA	NA	NA	NA	NA	NA	NA	**0.00011**	NA
Magnesium	mg/L	8.6	NA	NA	8.5	NA	NA	NA	8.8	8.6	8.6
Manganese	mg/L	NA	NA	NA	NA	NA	NA	NA	NA	**0.0047**	NA
Mercury	mg/L	NA	NA	NA	NA	NA	NA	NA	NA	0.0011	NA
Molybdenum	mg/L	NA	NA	NA	NA	NA	NA	NA	NA	NA	NA
Nickel	mg/L	NA	NA	NA	NA	NA	NA	NA	NA	**0.0011**	NA
Phosphorus	mg/L	NA	NA	NA	NA	NA	NA	NA	NA	**0.035**	NA
Potassium	mg/L	NA	NA	NA	NA	NA	NA	NA	NA	2.5	NA
Selenium	mg/L	NA	NA	NA	NA	NA	NA	NA	NA	0.00028	NA
Silver	mg/L	NA	NA	NA	NA	NA	NA	NA	NA	0.0020	NA
Sodium	mg/L	10	NA	NA	10	NA	NA	NA	11	10	10
Thallium	mg/L	NA	NA	NA	NA	NA	NA	NA	NA	0.013	NA
Tin	mg/L	NA	NA	NA	NA	NA	NA	NA	NA	0.00026	NA
Vanadium	mg/L	NA	NA	NA	NA	NA	NA	NA	NA	**0.0031**	NA
Zinc	mg/L	NA	NA	NA	NA	NA	NA	NA	NA	**0.020**	NA
VOLATILE ORGANIC COMPOUNDS											
1,1-Dichloroethane	µg/L	0.098	0.098	0.061	0.077	0.094	0.094	0.094	0.060	0.17	0.17
Carbon Disulfide	µg/L	0.36	NA	NA	0.23	NA	NA	NA	0.37	0.38	0.38
Chloroform	µg/L	0.17	NA	NA	0.19	NA	NA	NA	0.11	0.11	0.11
cis-1,2-Dichloroethene	µg/L	0.18	NA	NA	**0.16**	NA	NA	NA	0.19	0.19	0.19
Dibromochloromethane	µg/L	0.28	NA	NA	0.12	NA	NA	NA	0.14	0.14	0.14
Dichlorodifluoromethane	µg/L	0.18	NA	NA	2.5	NA	NA	NA	2.5	2.4	0.20
Methylene Chloride	µg/L	0.15	NA	NA	0.17	NA	NA	NA	0.43	0.44	0.44
o-Xylene	µg/L	NA	NA	NA	NA	NA	NA	NA	NA	NA	NA
Tetrachloroethene	µg/L	**0.18**	NA	NA	1.2	NA	NA	NA	0.93	0.88	0.15
Toluene	µg/L	0.22	NA	NA	0.063	NA	NA	NA	0.15	0.15	0.15
Trichloroethene	µg/L	0.71	NA	NA	**0.13**	NA	NA	NA	0.18	0.18	0.18
Trichlorofluoromethane	µg/L	0.16	NA	NA	0.50	NA	NA	NA	**0.47**	**0.40**	0.20
Total Xylenes	µg/L	NA	NA	NA	NA	NA	NA	NA	NA	NA	NA
SEMI-VOLATILE ORGANIC COMPOUNDS											
bis(2-Ethylhexyl) Phthalate	µg/L	NA	NA	NA	NA	NA	NA	NA	NA	9.1[(5)]	**3.3**
HERBICIDES, PESTICIDES & PCBs: ND											

[EA] (Extended analysis) - Appendix I and Appendix II constituents analyzed. Other monitoring periods analyzed for routine monitoring parameters. Only detected compounds included above.

TABLE 5-26 (CONT'D)
MID-VALLEY SANITARY LANDFILL
HISTORICAL SUMMARY - MONITORING WELL F-27

ANALYTE	UNITS	Sep [R] 2005	Oct 2005	Jan 2006	Apr 2006	Jul 2006	Oct 2006	Jan 2007	Apr 2007	Jul 2007	Oct 2007
FIELD PARAMETERS											
Dissolved Oxygen	mg/L	6.7	6.3	10.4	8.5	7.5	6.7	5.6	6.8	6.4	7.1
Oxidation-Reduction Potential	mV	NA	NA	NA	NA	NA	NA	NA	NA	NA	NA
pH	units	7.9	7.6	7.6	6.8	7.0	7.0	6.8	6.6	7.3	7.9
Specific Conductance	µmhos/cm	350	390	370	410	300	320	280	380	370	190
Temperature	C°	21	20	19.1	17.7	20.3	19.4	18.8	21.2	22.3	21.3
Turbidity	NTU	3	0	0	0	26	17	0	16	0	0
GENERAL CHEMISTRY											
Alkalinity, Total	mg/L	NA	NA	NA	NA	NA	NA	NA	NA	NA	NA
Anions	meq/L	NA	NA	NA	NA	NA	NA	NA	NA	NA	NA
Bicarbonate Alkalinity	mg/L	NA	NA	NA	NA	NA	NA	NA	NA	NA	NA
Carbonate Alkalinity	mg/L	NA	NA	NA	NA	NA	NA	NA	NA	NA	NA
Cations	meq/L	NA	NA	NA	NA	NA	NA	NA	NA	NA	NA
Chemical Oxygen Demand (COD)	mg/L	NA	NA	NA	NA	NA	NA	NA	NA	NA	NA
Chloride	mg/L	3.4	3.3	3.4	3.4	3.2	3.0	3.2	2.9	3.2	3.3
Cyanide	mg/L	NA	NA	NA	NA	NA	NA	NA	NA	NA	NA
Electrical Conductivity	umhos/cm	NA	NA	NA	NA	NA	NA	NA	NA	NA	NA
Fluoride	mg/L	NA	NA	NA	NA	NA	NA	NA	NA	NA	NA
Hardness	mg/L	NA	NA	NA	NA	NA	NA	NA	NA	NA	NA
Hydroxide Alkalinity	mg/L	NA	NA	NA	NA	NA	NA	NA	NA	NA	NA
Nitrate (as N)	mg/L	2.5	2.4	2.4	2.5	2.5	2.1	2.2	2.3	2.0	2.1
ortho-Phosphate Phosphorus	mg/L	NA	NA	NA	NA	NA	NA	NA	NA	NA	NA
Perchlorate	mg/L	0.00011	0.00011	0.00046	0.00046	0.00046	0.00046	0.00046	0.00046	0.00046	0.00046
Phenols, Total	mg/L	NA	NA	NA	NA	NA	NA	NA	NA	NA	NA
Sulfate	mg/L	19	20	20	20	20	19	18	20	19	19
Sulfide	mg/L	NA	NA	NA	NA	NA	NA	NA	NA	NA	NA
Total Dissolved Solids (TDS)	mg/L	250	240	260	270	240	230	240	230	220	250
Total Organic Carbon (TOC)	mg/L	NA	NA	NA	NA	NA	NA	NA	NA	NA	NA
Total Organic Halides (TOX)	mg/L	NA	NA	NA	NA	NA	NA	NA	NA	NA	NA
METALS											
Aluminum	mg/L	NA	NA	NA	NA	NA	NA	NA	NA	NA	NA
Antimony	mg/L	NA	NA	NA	NA	NA	NA	NA	NA	NA	NA
Arsenic	mg/L	NA	NA	NA	NA	NA	NA	NA	NA	NA	NA
Barium	mg/L	NA	NA	NA	NA	NA	NA	NA	NA	NA	NA
Beryllium	mg/L	NA	NA	NA	NA	NA	NA	NA	NA	NA	NA
Boron	mg/L	NA	NA	NA	NA	NA	NA	NA	NA	NA	NA
Cadmium	mg/L	NA	NA	NA	NA	NA	NA	NA	NA	NA	NA
Calcium	mg/L	59	60	59	59	59	58	65	59	59	64
Chromium-Hexavalent	mg/L	NA	NA	NA	NA	NA	NA	NA	NA	NA	NA
Chromium-Total	mg/L	NA	NA	NA	NA	NA	NA	NA	NA	NA	NA
Cobalt	mg/L	NA	NA	NA	NA	NA	NA	NA	NA	NA	NA
Copper	mg/L	NA	NA	NA	NA	NA	NA	NA	NA	NA	NA
Iron	mg/L	NA	NA	NA	NA	NA	NA	NA	NA	NA	NA
Lead	mg/L	NA	NA	NA	NA	NA	NA	NA	NA	NA	NA
Magnesium	mg/L	8.4	8.7	8.4	8.2	7.8	8.3	8.9	8.4	8.5	9.2
Manganese	mg/L	NA	NA	NA	NA	NA	NA	NA	NA	NA	NA
Mercury	mg/L	NA	NA	NA	NA	NA	NA	NA	NA	NA	NA
Molybdenum	mg/L	NA	NA	NA	NA	NA	NA	NA	NA	NA	NA
Nickel	mg/L	NA	NA	NA	NA	NA	NA	NA	NA	NA	NA
Phosphorus	mg/L	NA	NA	NA	NA	NA	NA	NA	NA	NA	NA
Potassium	mg/L	NA	NA	NA	NA	NA	NA	NA	NA	NA	NA
Selenium	mg/L	NA	NA	NA	NA	NA	NA	NA	NA	NA	NA
Silver	mg/L	NA	NA	NA	NA	NA	NA	NA	NA	NA	NA
Sodium	mg/L	11	10	10	9.8	9.2	9.7	11	9.5	10	10
Thallium	mg/L	NA	NA	NA	NA	NA	NA	NA	NA	NA	NA
Tin	mg/L	NA	NA	NA	NA	NA	NA	NA	NA	NA	NA
Vanadium	mg/L	NA	NA	NA	NA	NA	NA	NA	NA	NA	NA
Zinc	mg/L	NA	NA	NA	NA	NA	NA	NA	NA	NA	NA
VOLATILE ORGANIC COMPOUNDS											
1,1-Dichloroethane	µg/L	0.17	0.17	0.17	0.17	0.17	0.17	0.17	0.11	0.11	0.11
Carbon Disulfide	µg/L	0.38	0.38	0.38	0.38	0.38	0.44	0.38	0.24	0.24	0.24
Chloroform	µg/L	0.11	0.11	0.11	0.11	0.11	0.076	0.11	**0.16**[(5)]	**0.18**[(5)]	0.098
cis-1,2-Dichloroethene	µg/L	0.19	0.19	0.19	0.19	0.19	0.20	0.19	0.13	0.11	0.11
Dibromochloromethane	µg/L	0.14	0.14	0.14	0.14	**0.15**[(5)]	0.12	0.14	0.12	0.12	0.12
Dichlorodifluoromethane	µg/L	0.20	1.7	**0.45**	0.20	1.5	1.4	1.4	0.085	**0.22**	2.3
Methylene Chloride	µg/L	0.44	0.44	0.44	0.44	0.44	0.16	0.44	0.16	0.16	0.16
o-Xylene	µg/L	NA	NA	NA	NA	NA	NA	NA	NA	NA	NA
Tetrachloroethene	µg/L	1.0	0.86	0.58	0.15	0.88	0.83	0.76	**0.20**	**0.39**	1.3
Toluene	µg/L	0.15	0.15	0.15	0.15	0.15	0.12	0.15	0.12	0.12	0.12
Trichloroethene	µg/L	0.18	0.18	0.18	0.18	0.18	0.18	0.18	0.13	0.13	0.13
Trichlorofluoromethane	µg/L	**0.39**	**0.35**	**0.22**	0.20	**0.37**	**0.32**	**0.31**	0.14	0.14	0.64
Total Xylenes	µg/L	NA	NA	NA	NA	NA	NA	NA	NA	NA	NA
SEMI-VOLATILE ORGANIC COMPOUNDS											
bis(2-Ethylhexyl) Phthalate	µg/L	NA	NA	NA	NA	NA	NA	NA	NA	NA	NA
HERBICIDES, PESTICIDES & PCBs: ND											

[EA] (Extended analysis) - Appendix I and Appendix II constituents analyzed. Other monitoring periods analyzed for routine monitoring parameters. Only detected compounds included above.

TABLE 5-26 (CONT'D)
MID-VALLEY SANITARY LANDFILL
HISTORICAL SUMMARY - MONITORING WELL F-27

ANALYTE	UNITS	Jan 2008	Apr 2008	Jul 2008	Oct 2008	Jan 2009	Apr 2009	Jul 2009	Oct 2009	Jan 2010	Apr 2010
FIELD PARAMETERS											
Dissolved Oxygen	mg/L	6.2	8.7	3.7	4.9	NA	7.4	6.4	8.2	7.4	8.2
Oxidation-Reduction Potential	mV	NA	NA	NA	NA	NA	NA	NA	NA	NA	NA
pH	units	8.5	7.4	7.34	7.77	NA	7.9	6.75	7.22	7.46	7.57
Specific Conductance	µmhos/cm	270	177	430	428	NA	415	436	476	468	469
Temperature	C°	19.5	19.2	20.3	19.7	NA	20.4	22.4	19.7	19.8	21.6
Turbidity	NTU	0	0	0	0	NA	36.3	0	0	0	1.5
GENERAL CHEMISTRY											
Alkalinity, Total	mg/L	NA	NA	NA	NA	NA	NA	NA	NA	NA	NA
Anions	meq/L	NA	NA	NA	NA	NA	NA	NA	NA	NA	NA
Bicarbonate Alkalinity	mg/L	NA	NA	NA	NA	NA	NA	NA	NA	NA	NA
Carbonate Alkalinity	mg/L	NA	NA	NA	NA	NA	NA	NA	NA	NA	NA
Cations	meq/L	NA	NA	NA	NA	NA	NA	NA	NA	NA	NA
Chemical Oxygen Demand (COD)	mg/L	NA	NA	NA	NA	NA	NA	NA	NA	NA	NA
Chloride	mg/L	3.5	4.0	4.1	5.5	NA	8.1	6.9	6.5	6.8	6.8
Cyanide	mg/L	NA	NA	NA	NA	NA	NA	NA	NA	NA	NA
Electrical Conductivity	umhos/cm	NA	NA	NA	NA	NA	NA	NA	NA	NA	NA
Fluoride	mg/L	NA	NA	NA	NA	NA	NA	NA	NA	NA	NA
Hardness	mg/L	NA	NA	NA	NA	NA	NA	NA	NA	NA	NA
Hydroxide Alkalinity	mg/L	NA	NA	NA	NA	NA	NA	NA	NA	NA	NA
Nitrate (as N)	mg/L	2.1	2.1	2.1	2.2	NA	2.7	2.8	2.8	3.0	3.3
ortho-Phosphate Phosphorus	mg/L	NA	NA	NA	NA	NA	NA	NA	NA	NA	NA
Perchlorate	mg/L	0.00030	0.00030	0.00030	0.00030	NA	0.00035	0.00035	0.00035	0.00035	0.00035
Phenols, Total	mg/L	NA	NA	NA	NA	NA	NA	NA	NA	NA	NA
Sulfate	mg/L	19	20	19	20	NA	20	18	18	18	18
Sulfide	mg/L	NA	NA	NA	NA	NA	NA	NA	NA	NA	NA
Total Dissolved Solids (TDS)	mg/L	260	250	260	260	NA	270	280	260	250	280
Total Organic Carbon (TOC)	mg/L	NA	NA	NA	NA	NA	NA	NA	NA	NA	NA
Total Organic Halides (TOX)	mg/L	NA	NA	NA	NA	NA	NA	NA	NA	NA	NA
METALS											
Aluminum	mg/L	NA	NA	NA	NA	NA	NA	NA	NA	NA	NA
Antimony	mg/L	NA	NA	NA	NA	NA	NA	NA	NA	NA	NA
Arsenic	mg/L	NA	NA	NA	NA	NA	NA	NA	NA	NA	NA
Barium	mg/L	NA	NA	NA	NA	NA	NA	NA	NA	NA	NA
Beryllium	mg/L	NA	NA	NA	NA	NA	NA	NA	NA	NA	NA
Boron	mg/L	NA	NA	NA	NA	NA	NA	NA	NA	NA	NA
Cadmium	mg/L	NA	NA	NA	NA	NA	NA	NA	NA	NA	NA
Calcium	mg/L	63	66	61	61	NA	71	68	70	73	70
Chromium-Hexavalent	mg/L	NA	NA	NA	NA	NA	NA	NA	NA	NA	NA
Chromium-Total	mg/L	NA	NA	NA	NA	NA	NA	NA	NA	NA	NA
Cobalt	mg/L	NA	NA	NA	NA	NA	NA	NA	NA	NA	NA
Copper	mg/L	NA	NA	NA	NA	NA	NA	NA	NA	NA	NA
Iron	mg/L	NA	NA	NA	NA	NA	NA	NA	NA	NA	NA
Lead	mg/L	NA	NA	NA	NA	NA	NA	NA	NA	NA	NA
Magnesium	mg/L	8.9	9.6	8.8	8.9	NA	10	10	10	11	10
Manganese	mg/L	NA	NA	NA	NA	NA	NA	NA	NA	NA	NA
Mercury	mg/L	NA	NA	NA	NA	NA	NA	NA	NA	NA	NA
Molybdenum	mg/L	NA	NA	NA	NA	NA	NA	NA	NA	NA	NA
Nickel	mg/L	NA	NA	NA	NA	NA	NA	NA	NA	NA	NA
Phosphorus	mg/L	NA	NA	NA	NA	NA	NA	NA	NA	NA	NA
Potassium	mg/L	NA	NA	NA	NA	NA	NA	NA	NA	NA	NA
Selenium	mg/L	NA	NA	NA	NA	NA	NA	NA	NA	NA	NA
Silver	mg/L	NA	NA	NA	NA	NA	NA	NA	NA	NA	NA
Sodium	mg/L	9.7	10	10	10	NA	11	12	11	12	11
Thallium	mg/L	NA	NA	NA	NA	NA	NA	NA	NA	NA	NA
Tin	mg/L	NA	NA	NA	NA	NA	NA	NA	NA	NA	NA
Vanadium	mg/L	NA	NA	NA	NA	NA	NA	NA	NA	NA	NA
Zinc	mg/L	NA	NA	NA	NA	NA	NA	NA	NA	NA	NA
VOLATILE ORGANIC COMPOUNDS											
1,1-Dichloroethane	µg/L	0.13	0.25	0.13	0.13	NA	0.13	**0.15**	**0.15**	**0.16**	**0.16**
Carbon Disulfide	µg/L	0.40	0.40	0.40	0.40	NA	0.40	0.40	0.40	0.35	0.35
Chloroform	µg/L	0.23	0.24	0.23	**0.28**[(5)]	NA	0.23	0.23	0.23	**0.16**	**0.13**[(5)]
cis-1,2-Dichloroethene	µg/L	0.32	0.32	0.32	0.32	NA	**0.48**	**0.47**	0.50	0.54	0.61
Dibromochloromethane	µg/L	0.23	0.23	0.23	0.23	NA	0.23	0.23	0.23	0.077	0.077
Dichlorodifluoromethane	µg/L	0.21	3.7	3.1	4.4	NA	3.9	4.5	3.6	4.2	4.4
Methylene Chloride	µg/L	0.27	0.27	0.27	0.27	NA	0.27	0.27	0.27	0.28	0.50
o-Xylene	µg/L	NA	NA	NA	NA	NA	NA	NA	NA	NA	NA
Tetrachloroethene	µg/L	1.3	2.2	1.7	2.3	NA	2.9	3.1	3.5	3.9	3.4
Toluene	µg/L	0.14	0.24	0.12	0.12	NA	0.12	0.12	0.12	0.093	0.093
Trichloroethene	µg/L	0.20	0.19	0.16	**0.23**	NA	**0.26**	**0.31**	**0.30**	**0.33**	**0.33**
Trichlorofluoromethane	µg/L	0.59	0.88	0.72	1.1	NA	1.3	1.3	1.2	1.3	1.2
Total Xylenes	µg/L	NA	NA	NA	NA	NA	NA	NA	NA	NA	NA
SEMI-VOLATILE ORGANIC COMPOUNDS											
bis(2-Ethylhexyl) Phthalate	µg/L	NA	NA	NA	NA	NA	NA	NA	NA	NA	NA
HERBICIDES, PESTICIDES & PCBs: ND											

[EA] (Extended analysis) - Appendix I and Appendix II constituents analyzed. Other monitoring periods analyzed for routine monitoring parameters. Only detected compounds included above.

TABLE 5-26 (CONT'D)
MID-VALLEY SANITARY LANDFILL
HISTORICAL SUMMARY - MONITORING WELL F-27

ANALYTE	UNITS	Jul 2010	Oct[EA] 2010	Jan 2011	Apr 2011	Jul 2011	Aug[RA] 2011	Aug[RB] 2011	Oct 2011	Jan 2012	May 2012
FIELD PARAMETERS											
Dissolved Oxygen	mg/L	6.4	5.1	7.92	4.05	5.02	NA	NA	7.4	8.1	5.3
Oxidation-Reduction Potential	mV	189	144	232	134	138	NA	NA	238	125	256
pH	units	7.38	7.48	6.73	6.86	7.28	NA	NA	7.23	7.57	7.31
Specific Conductance	µmhos/cm	478	478	490	479	493	NA	NA	482	473	477
Temperature	C°	21.5	19.4	19.3	20.2	20.2	NA	NA	20.8	20.6	21.0
Turbidity	NTU	0.7	0	0.1	0	1.1	NA	NA	0	0	0
GENERAL CHEMISTRY											
Alkalinity, Total	mg/L	NA	200	NA	NA	NA	NA	NA	NA	NA	NA
Anions	meq/L	NA	4.7	NA	NA	NA	NA	NA	NA	NA	NA
Bicarbonate Alkalinity	mg/L	NA	200	NA	NA	NA	NA	NA	NA	NA	NA
Carbonate Alkalinity	mg/L	NA	NA	NA	NA	NA	NA	NA	NA	NA	NA
Cations	meq/L	NA	4.9	NA	NA	NA	NA	NA	NA	NA	NA
Chemical Oxygen Demand (COD)	mg/L	NA	4.5	NA	NA	NA	NA	NA	NA	NA	NA
Chloride	mg/L	6.8	6.5	6.3	6.4	5.7	NA	NA	6.6	6.4	6.1
Cyanide	mg/L	NA	0.0016	NA	NA	NA	NA	NA	NA	NA	NA
Electrical Conductivity	umhos/cm	NA	453	NA	NA	NA	NA	NA	NA	NA	NA
Fluoride	mg/L	NA	0.22	NA	NA	NA	NA	NA	NA	NA	NA
Hardness	mg/L	NA	220	NA	NA	NA	NA	NA	NA	NA	NA
Hydroxide Alkalinity	mg/L	NA	4.1	NA	NA	NA	NA	NA	NA	NA	NA
Nitrate (as N)	mg/L	3.4	3.3	3.4	3.5	3.6	NA	NA	3.8	3.9	4.1
ortho-Phosphate Phosphorus	mg/L	NA	0.061[(5)]	NA	NA	NA	NA	NA	NA	NA	NA
Perchlorate	mg/L	0.00035	0.00061	0.00061	0.00061	**0.00083**	0.00061	0.00061	0.00027	0.00027	0.00081
Phenols, Total	mg/L	NA	0.0049	NA	NA	NA	NA	NA	NA	NA	NA
Sulfate	mg/L	17	17	18	17	17	NA	NA	17	18	18
Sulfide	mg/L	NA	0.050	NA	NA	NA	NA	NA	NA	NA	NA
Total Dissolved Solids (TDS)	mg/L	290	280	300	300	280	NA	NA	260	270	300
Total Organic Carbon (TOC)	mg/L	NA	**0.21**	NA	NA	NA	NA	NA	NA	NA	NA
Total Organic Halides (TOX)	mg/L	NA	0.0034	NA	NA	NA	NA	NA	NA	NA	NA
METALS											
Aluminum	mg/L	NA	0.0026	NA	NA	NA	NA	NA	NA	NA	NA
Antimony	mg/L	NA	0.010	NA	NA	NA	NA	NA	NA	NA	NA
Arsenic	mg/L	NA	0.0075	NA	NA	NA	NA	NA	NA	NA	NA
Barium	mg/L	NA	0.030	NA	NA	NA	NA	NA	NA	NA	NA
Beryllium	mg/L	NA	0.0010	NA	NA	NA	NA	NA	NA	NA	NA
Boron	mg/L	NA	**0.020**	NA	NA	NA	NA	NA	NA	NA	NA
Cadmium	mg/L	NA	0.0010	NA	NA	NA	NA	NA	NA	NA	NA
Calcium	mg/L	73	70	71	72	76	NA	NA	75	76	74
Chromium-Hexavalent	mg/L	NA	NA	NA	NA	NA	NA	NA	NA	NA	NA
Chromium-Total	mg/L	NA	**0.0018**	NA	NA	NA	NA	NA	NA	NA	NA
Cobalt	mg/L	NA	0.0050	NA	NA	NA	NA	NA	NA	NA	NA
Copper	mg/L	NA	0.0023	NA	NA	NA	NA	NA	NA	NA	NA
Iron	mg/L	NA	0.0050	NA	NA	NA	NA	NA	NA	NA	NA
Lead	mg/L	NA	0.0050	NA	NA	NA	NA	NA	NA	NA	NA
Magnesium	mg/L	11	10	10	10	11	NA	NA	11	11	11
Manganese	mg/L	NA	0.0010	NA	NA	NA	NA	NA	NA	NA	NA
Mercury	mg/L	NA	1.7E-05	NA	NA	NA	NA	NA	NA	NA	NA
Molybdenum	mg/L	NA	NA	NA	NA	NA	NA	NA	NA	NA	NA
Nickel	mg/L	NA	**0.0012**	NA	NA	NA	NA	NA	NA	NA	NA
Phosphorus	mg/L	NA	**0.016**	NA	NA	NA	NA	NA	NA	NA	NA
Potassium	mg/L	NA	2.9	NA	NA	NA	NA	NA	NA	NA	NA
Selenium	mg/L	NA	0.011	NA	NA	NA	NA	NA	NA	NA	NA
Silver	mg/L	NA	0.0011	NA	NA	NA	NA	NA	NA	NA	NA
Sodium	mg/L	12	11	11	11	12	NA	NA	12	12	12
Thallium	mg/L	NA	0.0015	NA	NA	NA	NA	NA	NA	NA	NA
Tin	mg/L	NA	0.0050	NA	NA	NA	NA	NA	NA	NA	NA
Vanadium	mg/L	NA	**0.0024**	NA	NA	NA	NA	NA	NA	NA	NA
Zinc	mg/L	NA	0.0059	NA	NA	NA	NA	NA	NA	NA	NA
VOLATILE ORGANIC COMPOUNDS											
1,1-Dichloroethane	µg/L	**0.19**	**0.18**	0.11	**0.16**	**0.14**	NA	NA	**0.26**	**0.17**	**0.15**
Carbon Disulfide	µg/L	0.38	0.38	**0.53**	0.38	0.38	NA	NA	0.38	0.38	0.38
Chloroform	µg/L	**0.19**	**0.21[(5)]**	**0.18[(5)]**	**0.23[(5)]**	**0.15[(5)]**	NA	NA	**0.30[(5)]**	**0.26[(5)]**	0.12
cis-1,2-Dichloroethene	µg/L	0.71	0.74	0.58	0.55	**0.48**	NA	NA	0.77	0.54	**0.45**
Dibromochloromethane	µg/L	0.13	0.13	0.13	0.13	0.13	NA	NA	0.13	0.13	0.13
Dichlorodifluoromethane	µg/L	4.0	4.3	4.1	4.1	3.4	NA	NA	4.3	2.7	3.2
Methylene Chloride	µg/L	0.48	0.48	0.48	0.48	0.48	NA	NA	0.48	0.48	0.48
o-Xylene	µg/L	NA	NA	NA	NA	NA	NA	NA	NA	NA	NA
Tetrachloroethene	µg/L	3.8	4.5	4.0	3.6	3.5	NA	NA	3.9	4.2	4.0
Toluene	µg/L	0.093	0.093	0.093	0.093	0.093	NA	NA	0.093	0.093	0.093
Trichloroethene	µg/L	**0.38**	**0.45**	**0.36**	**0.32**	**0.30**	NA	NA	**0.42**	**0.39**	**0.30**
Trichlorofluoromethane	µg/L	0.63	1.4	1.4	1.2	1.2	NA	NA	1.3	1.3	1.0
Total Xylenes	µg/L	NA	NA	NA	NA	NA	NA	NA	NA	NA	NA
SEMI-VOLATILE ORGANIC COMPOUNDS											
bis(2-Ethylhexyl) Phthalate	µg/L	NA	3.0	NA	NA	NA	NA	NA	NA	NA	NA
HERBICIDES, PESTICIDES & PCBs: ND											

[EA] (Extended analysis) - Appendix I and Appendix II constituents analyzed. Other monitoring periods analyzed for routine monitoring parameters. Only detected compounds included above.

TABLE 5-26 (CONT'D)
MID-VALLEY SANITARY LANDFILL
HISTORICAL SUMMARY - MONITORING WELL F-27

ANALYTE	UNITS	Aug 2012	Nov 2012	Feb 2013	May 2013	Aug 2013	Nov 2013	Feb 2014	May 2014
FIELD PARAMETERS									
Dissolved Oxygen	mg/L	NA	7.9	4.69	5.15	9.81	6.55	6.02	6.19
Oxidation-Reduction Potential	mV	NA	162	317	146	322	137	150	160
pH	units	NA	7.05	7.71	7.04	7.23	7.61	7.92	7.49
Specific Conductance	µmhos/cm	NA	412	405	393	496	407	383	383
Temperature	C°	NA	19.71	19.93	20.57	20.32	20.73	20.56	19.15
Turbidity	NTU	NA	0	0	0	0.2	0	0	0.1
GENERAL CHEMISTRY									
Alkalinity, Total	mg/L	NA	NA	NA	NA	NA	NA	NA	NA
Anions	meq/L	NA	NA	NA	NA	NA	NA	NA	NA
Bicarbonate Alkalinity	mg/L	NA	NA	NA	NA	NA	NA	NA	NA
Carbonate Alkalinity	mg/L	NA	NA	NA	NA	NA	NA	NA	NA
Cations	meq/L	NA	NA	NA	NA	NA	NA	NA	NA
Chemical Oxygen Demand (COD)	mg/L	NA	NA	NA	NA	NA	NA	NA	NA
Chloride	mg/L	NA	5.6	5.5	5.3	4.8	4.4	4.6	4.7
Cyanide	mg/L	NA	NA	NA	NA	NA	NA	NA	NA
Electrical Conductivity	umhos/cm	NA	NA	NA	NA	NA	NA	NA	NA
Fluoride	mg/L	NA	NA	NA	NA	NA	NA	NA	NA
Hardness	mg/L	NA	NA	NA	NA	NA	NA	NA	NA
Hydroxide Alkalinity	mg/L	NA	NA	NA	NA	NA	NA	NA	NA
Nitrate (as N)	mg/L	NA	4.0	3.9	3.7	3.5	3.3	3.4	3.3
ortho-Phosphate Phosphorus	mg/L	NA	NA	NA	NA	NA	NA	NA	NA
Perchlorate	mg/L	NA	0.00081	0.00081	0.00081	0.00081	0.00081	0.00045	0.00045
Phenols, Total	mg/L	NA	NA	NA	NA	NA	NA	NA	NA
Sulfate	mg/L	NA	18	19	18	17	17	18	19
Sulfide	mg/L	NA	NA	NA	NA	NA	NA	NA	NA
Total Dissolved Solids (TDS)	mg/L	NA	310	290	280	300	280	270	290
Total Organic Carbon (TOC)	mg/L	NA	NA	NA	NA	NA	NA	NA	NA
Total Organic Halides (TOX)	mg/L	NA	NA	NA	NA	NA	NA	NA	NA
METALS									
Aluminum	mg/L	NA	NA	NA	NA	NA	NA	NA	NA
Antimony	mg/L	NA	NA	NA	NA	NA	NA	NA	NA
Arsenic	mg/L	NA	NA	NA	NA	NA	NA	NA	NA
Barium	mg/L	NA	NA	NA	NA	NA	NA	NA	NA
Beryllium	mg/L	NA	NA	NA	NA	NA	NA	NA	NA
Boron	mg/L	NA	NA	NA	NA	NA	NA	NA	NA
Cadmium	mg/L	NA	NA	NA	NA	NA	NA	NA	NA
Calcium	mg/L	NA	75	76	74	74	70	79	75
Chromium-Hexavalent	mg/L	NA	NA	NA	NA	NA	NA	NA	NA
Chromium-Total	mg/L	NA	NA	NA	NA	NA	NA	NA	NA
Cobalt	mg/L	NA	NA	NA	NA	NA	NA	NA	NA
Copper	mg/L	NA	NA	NA	NA	NA	NA	NA	NA
Iron	mg/L	NA	NA	NA	NA	NA	NA	NA	NA
Lead	mg/L	NA	NA	NA	NA	NA	NA	NA	NA
Magnesium	mg/L	NA	11	10	10	11	10	11	11
Manganese	mg/L	NA	NA	NA	NA	NA	NA	NA	NA
Mercury	mg/L	NA	NA	NA	NA	NA	NA	NA	NA
Molybdenum	mg/L	NA	NA	NA	NA	NA	NA	NA	NA
Nickel	mg/L	NA	NA	NA	NA	NA	NA	NA	NA
Phosphorus	mg/L	NA	NA	NA	NA	NA	NA	NA	NA
Potassium	mg/L	NA	NA	NA	NA	NA	NA	NA	NA
Selenium	mg/L	NA	NA	NA	NA	NA	NA	NA	NA
Silver	mg/L	NA	NA	NA	NA	NA	NA	NA	NA
Sodium	mg/L	NA	12	12	11	12	12	12	12
Thallium	mg/L	NA	NA	NA	NA	NA	NA	NA	NA
Tin	mg/L	NA	NA	NA	NA	NA	NA	NA	NA
Vanadium	mg/L	NA	NA	NA	NA	NA	NA	NA	NA
Zinc	mg/L	NA	NA	NA	NA	NA	NA	NA	NA
VOLATILE ORGANIC COMPOUNDS									
1,1-Dichloroethane	µg/L	NA	**0.11**	0.11	0.11	0.11	0.11	0.11	0.11
Carbon Disulfide	µg/L	NA	0.38	0.38	0.38	0.38	0.38	0.38	0.38
Chloroform	µg/L	NA	**0.18**	**0.16**	**0.12**	**0.14**	0.12	0.12	**0.16**
cis-1,2-Dichloroethene	µg/L	NA	**0.38**	**0.30**	**0.25**	0.085	0.085	**0.14**	**0.13**
Dibromochloromethane	µg/L	NA	0.13	0.13	0.13	0.13	0.13	0.13	0.13
Dichlorodifluoromethane	µg/L	NA	3.1	3.4	2.9	4.2	2.5	1.7	1.8
Methylene Chloride	µg/L	NA	0.48	0.48	0.48	0.48	0.48	0.48	0.48
o-Xylene	µg/L	NA	0.082	0.082	0.082	0.082	**0.26** [(3)]	**0.13**	0.082
Tetrachloroethene	µg/L	NA	3.9	3.2	2.8	2.4	2.4	2.0	2.1
Toluene	µg/L	NA	0.093	0.093	0.093	0.093	0.093	0.093	0.093
Trichloroethene	µg/L	NA	**0.29**	**0.25**	**0.20**	**0.18**	0.085	**0.11**	**0.13**
Trichlorofluoromethane	µg/L	NA	1.1	0.94	0.79	1.0	0.69	0.58	0.63
Total Xylenes	µg/L	NA	0.36	0.36	0.36	0.36	**0.52** [(3)]	0.36	0.36
SEMI-VOLATILE ORGANIC COMPOUNDS									
bis(2-Ethylhexyl) Phthalate	µg/L	NA	NA	NA	NA	NA	NA	NA	NA
HERBICIDES, PESTICIDES & PCBs: ND									

[EA] (Extended analysis) - Appendix I and Appendix II constituents analyzed. Other monitoring periods analyzed for routine monitoring parameters. Only detected compounds included above.

TABLE 5-26 (CONT'D)
MID-VALLEY SANITARY LANDFILL
HISTORICAL SUMMARY - MONITORING WELL F-27

ANALYTE	UNITS	Aug 2014	Nov 2014	Feb 2015	May 2015	MED.	AVG.	STD. DEV.	MIN.	MAX.
FIELD PARAMETERS										
Dissolved Oxygen	mg/L	8.24	5.70	7.09	5.32	6.70	6.73	2.04	0.7	10.5
Oxidation-Reduction Potential	mV	344	289	178	230	178	208	77.1	125	344
pH	units	7.70	7.72	7.37	6.82	7.50	7.50	0.508	6.6	9.26
Specific Conductance	µmhos/cm	377	385	1160	1490	400	437	217	170	1490
Temperature	C°	21.68	21.44	20.92	20.99	20.0	19.9	1.25	17	22.4
Turbidity	NTU	0.0	0.0	0.0	0.0	0.0	2.47	8.01	0	36.3
GENERAL CHEMISTRY										
Alkalinity, Total	mg/L	NA	NA	NA	180	190	187	15.1	170	200
Anions	meq/L	NA	NA	NA	4.5	4.60	4.50	0.243	4.2	4.7
Bicarbonate Alkalinity	mg/L	NA	NA	NA	180	190	200	32.9	170	240
Carbonate Alkalinity	mg/L	NA	NA	NA	NA	NC	NC	NC	NC	NC
Cations	meq/L	NA	NA	NA	5.2	4.68	4.64	0.417	4.2	5.2
Chemical Oxygen Demand (COD)	mg/L	NA	NA	NA	4.0	5.75	11.7	10.4	4.0	25
Chloride	mg/L	4.7	5.0	5.2	5.4	4.50	4.73	1.50	2.9	**9.5**
Cyanide	mg/L	NA	NA	NA	0.0014	NC	NC	NC	NC	NC
Electrical Conductivity	umhos/cm	NA	NA	NA	NA	453	453	0.0	453	453
Fluoride	mg/L	NA	NA	NA	0.27	0.270	0.263	0.0361	0.22	0.3
Hardness	mg/L	NA	NA	NA	230	210	208	17.2	190	230
Hydroxide Alkalinity	mg/L	NA	NA	NA	4.1	NC	NC	NC	NC	NC
Nitrate (as N)	mg/L	3.4	3.2	3.3	3.5	2.70	2.83	0.684	1.3	4.7
ortho-Phosphate Phosphorus	mg/L	NA	NA	NA	0.066(5)	0.0485	0.0485	0.0329	**0.02**	0.077
Perchlorate	mg/L	0.00045	0.00045	0.0013	0.0013	NC	NC	NC	0.00011	**0.00083**
Phenols, Total	mg/L	NA	NA	NA	**0.12**	NC	NC	NC	0.0049	**12**
Sulfate	mg/L	19	19	18	19	19.0	19.1	2.70	17	37
Sulfide	mg/L	NA	NA	NA	0.050	NC	NC	NC	NC	NC
Total Dissolved Solids (TDS)	mg/L	250	280	270	270	265	263	29.2	172	320
Total Organic Carbon (TOC)	mg/L	NA	NA	NA	0.30	NC	NC	NC	0.090	**0.21**
Total Organic Halides (TOX)	mg/L	NA	NA	NA	0.02	NC	NC	NC	NC	NC
METALS										
Aluminum	mg/L	NA	NA	NA	0.026	NC	NC	NC	NC	NC
Antimony	mg/L	NA	NA	NA	0.0085	NC	NC	NC	NC	NC
Arsenic	mg/L	NA	NA	NA	0.0078	NC	NC	NC	0.00090	**0.0013**
Barium	mg/L	NA	NA	NA	0.029	0.0290	0.0277	0.00288	0.024	0.030
Beryllium	mg/L	NA	NA	NA	0.0005	NC	NC	NC	NC	NC
Boron	mg/L	NA	NA	NA	**0.047(5)**	NC	NC	NC	**0.011**	**0.040**
Cadmium	mg/L	NA	NA	NA	0.0011	NC	NC	NC	NC	NC
Calcium	mg/L	75	69	59	76	66.5	65.7	9.66	28	79
Chromium-Hexavalent	mg/L	NA	NA	NA	NA	NC	NC	NC	NC	NC
Chromium-Total	mg/L	NA	NA	NA	0.0011	NC	NC	NC	**0.0018**	**0.0070**
Cobalt	mg/L	NA	NA	NA	0.0013	NC	NC	NC	**0.00014**	**0.00014**
Copper	mg/L	NA	NA	NA	**0.0049(5)**	0.00230	0.0114	0.0143	**0.00025**	0.027
Iron	mg/L	NA	NA	NA	**0.033(5)**	0.0100	0.0480	0.0566	0.0050	0.110
Lead	mg/L	NA	NA	NA	0.004	NC	NC	NC	0.0001	**0.00011**
Magnesium	mg/L	11	10	8.5	11	9.10	9.37	1.32	5	11
Manganese	mg/L	NA	NA	NA	0.004	NC	NC	NC	**0.00082**	**0.0047**
Mercury	mg/L	NA	NA	NA	0.000033	NC	NC	NC	0.000017	0.0011
Molybdenum	mg/L	NA	NA	NA	**0.0036**	NC	NC	NC	**0.0036**	**0.0036**
Nickel	mg/L	NA	NA	NA	0.002	NC	NC	NC	**0.0011**	**0.0014**
Phosphorus	mg/L	NA	NA	NA	0.03	NC	NC	NC	**0.016**	**0.035**
Potassium	mg/L	NA	NA	NA	2.7	2.80	2.77	0.234	2.5	3
Selenium	mg/L	NA	NA	NA	0.015	NC	NC	NC	0.00028	**0.0012**
Silver	mg/L	NA	NA	NA	0.0019	NC	NC	NC	NC	NC
Sodium	mg/L	11	11	9.6	12	11.0	11.1	1.68	9.2	19
Thallium	mg/L	NA	NA	NA	0.024	NC	NC	NC	NC	NC
Tin	mg/L	NA	NA	NA	0.0067	NC	NC	NC	NC	NC
Vanadium	mg/L	NA	NA	NA	0.0022	NC	NC	NC	0.0022	**0.0044**
Zinc	mg/L	NA	NA	NA	**0.0058(5)**	NC	NC	NC	**0.0026**	**0.020**
VOLATILE ORGANIC COMPOUNDS										
1,1-Dichloroethane	µg/L	0.11	0.11	0.11	0.11	0.150	0.168	0.0866	0.060	**0.26**
Carbon Disulfide	µg/L	0.38	0.38	0.38	0.38	NC	NC	NC	0.23	**0.53**
Chloroform	µg/L	**0.12**	**0.14**	**0.18**	**0.15(5)**	NC	NC	NC	0.076	0.5
cis-1,2-Dichloroethene	µg/L	0.85	0.85	0.85	**0.18**	0.340	0.434	0.316	0.085	1.7
Dibromochloromethane	µg/L	0.13	0.13	0.13	0.13	NC	NC	NC	NC	NC
Dichlorodifluoromethane	µg/L	0.97	1.4	1.8	1.1	3.10	3.88	3.82	0.085	16
Methylene Chloride	µg/L	0.48	0.48	0.48	0.48	NC	NC	NC	0.15	**0.9**
o-Xylene	µg/L	0.082	0.082	0.082	0.082	NC	NC	NC	0.082	**0.26**
Tetrachloroethene	µg/L	1.9	2.1	2.3	2.2	2.20	2.24	1.46	0.15	6.6
Toluene	µg/L	0.093	0.093	0.093	0.093	NC	NC	NC	NC	NC
Trichloroethene	µg/L	0.085	**0.10**	**0.16**	**0.16**	NC	NC	NC	0.085	0.6
Trichlorofluoromethane	µg/L	0.56	0.60	0.72	0.56	0.720	0.848	0.499	0.14	2.1
Total Xylenes	µg/L	0.36	0.36	0.36	0.36	NC	NC	NC	0.36	**0.52**
SEMI-VOLATILE ORGANIC COMPOUNDS										
bis(2-Ethylhexyl) Phthalate	µg/L	NA	NA	NA	3.0	3.00	3.12	0.164	3.0	**3.3**
HERBICIDES, PESTICIDES & PCBs: ND										

EA (Extended analysis) - Appendix I and Appendix II constituents analyzed. Other monitoring periods analyzed for routine monitoring parameters. Only detected compounds included above.

TABLE 5-27
MID-VALLEY SANITARY LANDFILL
HISTORICAL SUMMARY - MONITORING WELL F-28

ANALYTE	UNITS	Jan 2000	Apr 2000	Jul 2000
FIELD PARAMETERS				
Dissolved Oxygen	mg/L	NA	NA	3.7
Oxidation-Reduction Potential	mV	NA	NA	NA
pH	units	7.6	7.7	7.7
Specific Conductance	µmhos/cm	NA	380	530
Temperature	C°	18	19	22
Turbidity	NTU	NA	NA	0
GENERAL CHEMISTRY				
Alkalinity	mg/L	NA	NA	NA
Anions	meq/L	NA	NA	NA
Bicarbonate	mg/L	NA	NA	NA
Carbonate	mg/L	NA	NA	NA
Cations	meq/L	NA	NA	NA
Chemical Oxygen Demand (COD)	mg/L	NA	NA	NA
Chloride	mg/L	8	7	7
Cyanide	mg/L	NA	NA	NA
Electrical Conductivity	umhos/cm	NA	NA	NA
Fluoride	mg/L	NA	NA	NA
Hardness	mg/L	NA	NA	NA
Hydroxide	mg/L	NA	NA	NA
Nitrate (as N)	mg/L	4.7	4.6	4.7
ortho-Phosphate Phosphorus	mg/L	NA	NA	NA
Perchlorate	mg/L	NA	NA	NA
Phenol	mg/L	NA	NA	NA
Sulfate	mg/L	23	22	24
Sulfide	mg/L	NA	NA	NA
Total Dissolved Solids (TDS)	mg/L	370	360	400
Total Organic Carbon (TOC)	mg/L	NA	NA	NA
Total Organic Halides (TOX)	mg/L	NA	NA	NA
METALS				
Aluminum	mg/L	NA	NA	NA
Antimony	mg/L	NA	NA	NA
Arsenic	mg/L	NA	NA	NA
Barium	mg/L	NA	NA	NA
Beryllium	mg/L	NA	NA	NA
Boron	mg/L	NA	NA	NA
Cadmium	mg/L	NA	NA	NA
Calcium	mg/L	95	93	110
Chromium-Hexavalent	mg/L	NA	NA	NA
Chromium-Total	mg/L	NA	NA	NA
Cobalt	mg/L	NA	NA	NA
Copper	mg/L	NA	NA	NA
Iron	mg/L	NA	NA	NA
Lead	mg/L	NA	NA	NA
Magnesium	mg/L	13	14	16
Manganese	mg/L	NA	NA	NA
Mercury	mg/L	NA	NA	NA
Molybdenum	mg/L	NA	NA	NA
Nickel	mg/L	NA	NA	NA
Phosphorus	mg/L	NA	NA	NA
Potassium	mg/L	NA	NA	NA
Selenium	mg/L	NA	NA	NA
Silver	mg/L	NA	NA	NA
Sodium	mg/L	14	15	16
Thallium	mg/L	NA	NA	NA
Tin	mg/L	NA	NA	NA
Vanadium	mg/L	NA	NA	NA
Zinc	mg/L	NA	NA	NA
VOLATILE ORGANIC COMPOUNDS				
1,1-Dichloroethane	µg/L	**0.44**	0.6	0.35
Acetone	µg/L	3.9	8.6	4.2
Benzene	µg/L	0.15	0.24	0.18
Carbon Disulfide	µg/L	0.42	0.44	0.26
Chloroform	µg/L	0.24	0.30	0.28
cis-1,2-Dichloroethene	µg/L	1.1	1.5	0.9
Dichlorodifluoromethane	µg/L	5.9	6.4	15
Methylene Chloride	µg/L	0.27	0.42	0.27
Tetrachloroethene	µg/L	27	21	16
Toluene	µg/L	0.14	0.24	0.22
Trichloroethene	µg/L	1.3	1.2	1.1
Trichlorofluoromethane	µg/L	**1.2**	**1.8**	**2.1**
SEMI-VOLATILE ORGANIC COMPOUNDS: ND				
HERBICIDES, PESTICIDES & PCBs: ND				

[EA] (Extended analysis) - Appendix I and Appendix II constituents analyzed. Other monitoring periods analyzed for routine monitoring parameters. Only detected compounds included above.

TABLE 5-27 (CONT'D)
MID-VALLEY SANITARY LANDFILL
HISTORICAL SUMMARY - MONITORING WELL F-28

ANALYTE	UNITS	Oct[EA] 2000	Jan 2001	Apr 2001	Jul 2001	Oct 2001	Jan 2002	Apr 2002	Jul 2002	Oct 2002	Jan 2003
FIELD PARAMETERS											
Dissolved Oxygen	mg/L	3.4	3.4	3.3	3.4	4.3	4.9	5.6	5.1	6.7	7.0
Oxidation-Reduction Potential	mV	NA	NA	NA	NA	NA	NA	NA	NA	NA	NA
pH	units	7.5	7.4	8.2	7.1	7.3	7.3	7.4	7.4	7.4	7.3
Specific Conductance	µmhos/cm	630	530	350	520	510	510	590	490	530	500
Temperature	C°	21	19	19	21	20	19.6	19.1	20.3	19.7	20
Turbidity	NTU	0	0	0	0	0	0	0	0	0	0
GENERAL CHEMISTRY											
Alkalinity	mg/L	290	NA	NA	NA	NA	NA	NA	NA	NA	NA
Anions	meq/L	6.69	NA	NA	NA	NA	NA	NA	NA	NA	NA
Bicarbonate	mg/L	350	NA	NA	NA	NA	NA	NA	NA	NA	NA
Carbonate	mg/L	2	NA	NA	NA	NA	NA	NA	NA	NA	NA
Cations	meq/L	6.41	NA	NA	NA	NA	NA	NA	NA	NA	NA
Chemical Oxygen Demand (COD)	mg/L	**7**	NA	NA	NA	NA	NA	NA	NA	NA	NA
Chloride	mg/L	6	5	6	5	5	5	4.2	4.2	3.9	4.3
Cyanide	mg/L	0.006	NA	NA	NA	NA	NA	NA	NA	NA	NA
Electrical Conductivity	umhos/cm	NA	NA	NA	NA	NA	NA	NA	NA	NA	NA
Fluoride	mg/L	0.3	NA	NA	NA	NA	NA	NA	NA	NA	NA
Hardness	mg/L	290	NA	NA	NA	NA	NA	NA	NA	NA	NA
Hydroxide	mg/L	2	NA	NA	NA	NA	NA	NA	NA	NA	NA
Nitrate (as N)	mg/L	3.6	3.9	4.2	4.1	4.3	3.7	3.3	3.7	3.7	3.8
ortho-Phosphate Phosphorus	mg/L	**0.01**	NA	NA	NA	NA	NA	NA	NA	NA	NA
Perchlorate	mg/L	NA	NA	NA	NA	NA	NA	NA	0.0002	0.00040	0.00040
Phenol	mg/L	NA	NA	NA	NA	NA	NA	NA	NA	NA	NA
Sulfate	mg/L	22	21	22	21	21	21	20	18	19	18
Sulfide	mg/L	0.2	NA	NA	NA	NA	NA	NA	NA	NA	NA
Total Dissolved Solids (TDS)	mg/L	400	370	370	360	350	400	330	280	300	370
Total Organic Carbon (TOC)	mg/L	**0.09**	NA	NA	NA	NA	NA	NA	NA	NA	NA
Total Organic Halides (TOX)	mg/L	0.01	NA	NA	NA	NA	NA	NA	NA	NA	NA
METALS											
Aluminum	mg/L	NA	NA	NA	NA	NA	NA	NA	NA	NA	NA
Antimony	mg/L	0.0001	NA	NA	NA	NA	NA	NA	NA	NA	NA
Arsenic	mg/L	**0.0017**	NA	NA	NA	NA	NA	NA	NA	NA	NA
Barium	mg/L	**0.046**	NA	NA	NA	NA	NA	NA	NA	NA	NA
Beryllium	mg/L	0.0004	NA	NA	NA	NA	NA	NA	NA	NA	NA
Boron	mg/L	0.005	NA	NA	NA	NA	NA	NA	NA	NA	NA
Cadmium	mg/L	0.0001	NA	NA	NA	NA	NA	NA	NA	NA	NA
Calcium	mg/L	92	96	91	88	87	84	85	86	83	87
Chromium-Hexavalent	mg/L	NA	NA	NA	NA	NA	NA	NA	NA	NA	NA
Chromium-Total	mg/L	**0.0081**	NA	NA	NA	NA	NA	NA	NA	NA	NA
Cobalt	mg/L	**0.00021**	NA	NA	NA	NA	NA	NA	NA	NA	NA
Copper	mg/L	**0.00029**	NA	NA	NA	NA	NA	NA	NA	NA	NA
Iron	mg/L	0.010	NA	NA	NA	NA	NA	NA	NA	NA	NA
Lead	mg/L	0.0001	NA	NA	NA	NA	NA	NA	NA	NA	NA
Magnesium	mg/L	14	14	14	13	13	12	12	12	12	12
Manganese	mg/L	**0.00009**	NA	NA	NA	NA	NA	NA	NA	NA	NA
Mercury	mg/L	0.00043	NA	NA	NA	NA	NA	NA	NA	NA	NA
Molybdenum	mg/L	NA	NA	NA	NA	NA	NA	NA	NA	NA	NA
Nickel	mg/L	**0.0022**	NA	NA	NA	NA	NA	NA	NA	NA	NA
Phosphorus	mg/L	**0.04**	NA	NA	NA	NA	NA	NA	NA	NA	NA
Potassium	mg/L	3	NA	NA	NA	NA	NA	NA	NA	NA	NA
Selenium	mg/L	**0.0028**	NA	NA	NA	NA	NA	NA	NA	NA	NA
Silver	mg/L	0.0001	NA	NA	NA	NA	NA	NA	NA	NA	NA
Sodium	mg/L	13	15	13	13	14	13	13	12	13	13
Thallium	mg/L	0.00006	NA	NA	NA	NA	NA	NA	NA	NA	NA
Tin	mg/L	0.00008	NA	NA	NA	NA	NA	NA	NA	NA	NA
Vanadium	mg/L	**0.0042**	NA	NA	NA	NA	NA	NA	NA	NA	NA
Zinc	mg/L	**0.0079**	NA	NA	NA	NA	NA	NA	NA	NA	NA
VOLATILE ORGANIC COMPOUNDS											
1,1-Dichloroethane	µg/L	0.5	0.35	**0.43**	0.35	0.35	0.35	**0.25**	0.20	0.098	**0.22**
Acetone	µg/L	4.2	4.2	4.2	4.2	4.2	4.2	1.5	1.5	1.5	1.2
Benzene	µg/L	0.18	0.18	0.18	0.18	0.18	0.18	0.28	0.28	0.14	0.14
Carbon Disulfide	µg/L	0.26	0.26	0.26	0.26	**0.3**[(5)]	0.26	0.36	0.36	0.36	0.36
Chloroform	µg/L	0.28	0.28	0.28	0.28	0.28	0.28	0.36	0.36	0.17	0.17
cis-1,2-Dichloroethene	µg/L	1.3	0.9	0.9	0.7	**0.49**	**0.38**	**0.39**	0.34	0.60	**0.33**
Dichlorodifluoromethane	µg/L	9.6	8.7	11	7.4	22	5.3	7.4	4.1	3.2	0.18
Methylene Chloride	µg/L	0.27	0.27	0.27	0.27	0.27	0.27	0.52	0.52	0.15	0.15
Tetrachloroethene	µg/L	17	13	17	14	8.5	9.9	9.8	7.5	7.4	7.1
Toluene	µg/L	0.22	0.22	0.22	0.22	0.22	0.22	0.27	0.27	0.22	0.22
Trichloroethene	µg/L	1.2	1.0	1.1	1.2	0.6	0.7	0.63	0.55	0.56	0.60
Trichlorofluoromethane	µg/L	**2.2**	**1.6**	**1.8**	**1.4**	**1.8**	**1.0**	**0.90**	**0.61**	**0.57**	**0.88**
SEMI-VOLATILE ORGANIC COMPOUNDS: ND											
HERBICIDES, PESTICIDES & PCBs: ND											

[EA] (Extended analysis) - Appendix I and Appendix II constituents analyzed. Other monitoring periods analyzed for routine monitoring parameters. Only detected compounds included above.

TABLE 5-27 (CONT'D)
MID-VALLEY SANITARY LANDFILL
HISTORICAL SUMMARY - MONITORING WELL F-28

ANALYTE	UNITS	Apr 2003	Jul 2003	Oct 2003	Jan 2004	Apr 2004	Jul 2004	Oct 2004	Jan 2005	Apr 2005	Jul 2005
FIELD PARAMETERS											
Dissolved Oxygen	mg/L	5.0	5.4	6.2	5.6	5.1	DRY	DRY	DRY	DRY	DRY
Oxidation-Reduction Potential	mV	NA	NA	NA	NA	NA	DRY	DRY	DRY	DRY	DRY
pH	units	7.5	7.2	7.4	7.3	7.6	DRY	DRY	DRY	DRY	DRY
Specific Conductance	µmhos/cm	610	620	560	470	450	DRY	DRY	DRY	DRY	DRY
Temperature	C°	18	20.7	21.3	19	22	DRY	DRY	DRY	DRY	DRY
Turbidity	NTU	0	0	0	0	0	DRY	DRY	DRY	DRY	DRY
GENERAL CHEMISTRY											
Alkalinity	mg/L	NA	NA	NA	NA	NA	DRY	DRY	DRY	DRY	DRY
Anions	meq/L	NA	NA	NA	NA	NA	DRY	DRY	DRY	DRY	DRY
Bicarbonate	mg/L	NA	NA	NA	NA	NA	DRY	DRY	DRY	DRY	DRY
Carbonate	mg/L	NA	NA	NA	NA	NA	DRY	DRY	DRY	DRY	DRY
Cations	meq/L	NA	NA	NA	NA	NA	DRY	DRY	DRY	DRY	DRY
Chemical Oxygen Demand (COD)	mg/L	NA	NA	NA	NA	NA	DRY	DRY	DRY	DRY	DRY
Chloride	mg/L	3.8	4.0	3.9	4.5	4.4	DRY	DRY	DRY	DRY	DRY
Cyanide	mg/L	NA	NA	NA	NA	NA	DRY	DRY	DRY	DRY	DRY
Electrical Conductivity	umhos/cm	NA	NA	NA	NA	NA	DRY	DRY	DRY	DRY	DRY
Fluoride	mg/L	NA	NA	NA	NA	NA	DRY	DRY	DRY	DRY	DRY
Hardness	mg/L	NA	NA	NA	NA	NA	DRY	DRY	DRY	DRY	DRY
Hydroxide	mg/L	NA	NA	NA	NA	NA	DRY	DRY	DRY	DRY	DRY
Nitrate (as N)	mg/L	3.9	4.25	4.33	4.05	4.00	DRY	DRY	DRY	DRY	DRY
ortho-Phosphate Phosphorus	mg/L	NA	NA	NA	NA	NA	DRY	DRY	DRY	DRY	DRY
Perchlorate	mg/L	0.00028	0.00030	0.00030	0.00030	0.00011	DRY	DRY	DRY	DRY	DRY
Phenol	mg/L	NA	NA	NA	NA	NA	DRY	DRY	DRY	DRY	DRY
Sulfate	mg/L	18	18	18	19	19	DRY	DRY	DRY	DRY	DRY
Sulfide	mg/L	NA	NA	NA	NA	NA	DRY	DRY	DRY	DRY	DRY
Total Dissolved Solids (TDS)	mg/L	330	346	314	308	290	DRY	DRY	DRY	DRY	DRY
Total Organic Carbon (TOC)	mg/L	NA	NA	NA	NA	NA	DRY	DRY	DRY	DRY	DRY
Total Organic Halides (TOX)	mg/L	NA	NA	NA	NA	NA	DRY	DRY	DRY	DRY	DRY
METALS											
Aluminum	mg/L	NA	NA	NA	NA	NA	DRY	DRY	DRY	DRY	DRY
Antimony	mg/L	NA	NA	NA	NA	NA	DRY	DRY	DRY	DRY	DRY
Arsenic	mg/L	NA	NA	NA	NA	NA	DRY	DRY	DRY	DRY	DRY
Barium	mg/L	NA	NA	NA	NA	NA	DRY	DRY	DRY	DRY	DRY
Beryllium	mg/L	NA	NA	NA	NA	NA	DRY	DRY	DRY	DRY	DRY
Boron	mg/L	NA	NA	NA	NA	NA	DRY	DRY	DRY	DRY	DRY
Cadmium	mg/L	NA	NA	NA	NA	NA	DRY	DRY	DRY	DRY	DRY
Calcium	mg/L	86	88	78	77	77	DRY	DRY	DRY	DRY	DRY
Chromium-Hexavalent	mg/L	NA	NA	NA	NA	NA	DRY	DRY	DRY	DRY	DRY
Chromium-Total	mg/L	NA	NA	NA	NA	NA	DRY	DRY	DRY	DRY	DRY
Cobalt	mg/L	NA	NA	NA	NA	NA	DRY	DRY	DRY	DRY	DRY
Copper	mg/L	NA	NA	NA	NA	NA	DRY	DRY	DRY	DRY	DRY
Iron	mg/L	NA	NA	NA	NA	NA	DRY	DRY	DRY	DRY	DRY
Lead	mg/L	NA	NA	NA	NA	NA	DRY	DRY	DRY	DRY	DRY
Magnesium	mg/L	12	13	11	11	11	DRY	DRY	DRY	DRY	DRY
Manganese	mg/L	NA	NA	NA	NA	NA	DRY	DRY	DRY	DRY	DRY
Mercury	mg/L	NA	NA	NA	NA	NA	DRY	DRY	DRY	DRY	DRY
Molybdenum	mg/L	NA	NA	NA	NA	NA	DRY	DRY	DRY	DRY	DRY
Nickel	mg/L	NA	NA	NA	NA	NA	DRY	DRY	DRY	DRY	DRY
Phosphorus	mg/L	NA	NA	NA	NA	NA	DRY	DRY	DRY	DRY	DRY
Potassium	mg/L	NA	NA	NA	NA	NA	DRY	DRY	DRY	DRY	DRY
Selenium	mg/L	NA	NA	NA	NA	NA	DRY	DRY	DRY	DRY	DRY
Silver	mg/L	NA	NA	NA	NA	NA	DRY	DRY	DRY	DRY	DRY
Sodium	mg/L	12	14	12	12	13	DRY	DRY	DRY	DRY	DRY
Thallium	mg/L	NA	NA	NA	NA	NA	DRY	DRY	DRY	DRY	DRY
Tin	mg/L	NA	NA	NA	NA	NA	DRY	DRY	DRY	DRY	DRY
Vanadium	mg/L	NA	NA	NA	NA	NA	DRY	DRY	DRY	DRY	DRY
Zinc	mg/L	NA	NA	NA	NA	NA	DRY	DRY	DRY	DRY	DRY
VOLATILE ORGANIC COMPOUNDS											
1,1-Dichloroethane	µg/L	**0.21**	**0.25**	**0.17**	**0.18**	**0.17**	DRY	DRY	DRY	DRY	DRY
Acetone	µg/L	1.2	1.9	3.3	6.2	3.3	DRY	DRY	DRY	DRY	DRY
Benzene	µg/L	0.14	0.035	0.092	0.060	0.060	DRY	DRY	DRY	DRY	DRY
Carbon Disulfide	µg/L	0.36	0.28	0.89	0.23	0.23	DRY	DRY	DRY	DRY	DRY
Chloroform	µg/L	0.17	**0.11**[(5)]	0.049	0.19	0.19	DRY	DRY	DRY	DRY	DRY
cis-1,2-Dichloroethene	µg/L	**0.35**	**0.39**	**0.28**	**0.23**	**0.15**	DRY	DRY	DRY	DRY	DRY
Dichlorodifluoromethane	µg/L	4.6	2.6	3.8	2.6	2.4	DRY	DRY	DRY	DRY	DRY
Methylene Chloride	µg/L	0.15	0.12	0.057	0.17	0.17	DRY	DRY	DRY	DRY	DRY
Tetrachloroethene	µg/L	6.9	8.5	6.3	6.8	4.9	DRY	DRY	DRY	DRY	DRY
Toluene	µg/L	0.22	0.042	0.085	0.063	0.063	DRY	DRY	DRY	DRY	DRY
Trichloroethene	µg/L	0.71	0.71	0.57	0.53	**0.42**	DRY	DRY	DRY	DRY	DRY
Trichlorofluoromethane	µg/L	**0.78**	0.90	0.91	0.77	0.65	DRY	DRY	DRY	DRY	DRY
SEMI-VOLATILE ORGANIC COMPOUNDS: ND											
HERBICIDES, PESTICIDES & PCBs: ND											

[EA] (Extended analysis) - Appendix I and Appendix II constituents analyzed. Other monitoring periods analyzed for routine monitoring parameters. Only detected compounds included above.

TABLE 5-27 (CONT'D)
MID-VALLEY SANITARY LANDFILL
HISTORICAL SUMMARY - MONITORING WELL F-28

ANALYTE	UNITS	Oct 2005	Jan 2006	Apr 2006	Jul 2006	Oct 2006	Jan 2007	Apr 2007	Jul 2007	Oct 2007	Jan 2008
FIELD PARAMETERS											
Dissolved Oxygen	mg/L	DRY	DRY	DRY	DRY	6.6	NA	NA	NA	NA	NA
Oxidation-Reduction Potential	mV	DRY	DRY	DRY	DRY	NA	NA	NA	NA	NA	NA
pH	units	DRY	DRY	DRY	DRY	6.9	7.8	7.0	7.5	7.5	3.5[E]
Specific Conductance	µmhos/cm	DRY	DRY	DRY	DRY	350	430	380	360	480	460
Temperature	C°	DRY	DRY	DRY	DRY	21.4	20.9	21.4	20.1	20.1	18.6
Turbidity	NTU	DRY	DRY	DRY	DRY	33	NA	NA	NA	NA	NA
GENERAL CHEMISTRY											
Alkalinity	mg/L	DRY	DRY	DRY	DRY	NA	NA	NA	NA	NA	NA
Anions	meq/L	DRY	DRY	DRY	DRY	NA	NA	NA	NA	NA	NA
Bicarbonate	mg/L	DRY	DRY	DRY	DRY	NA	NA	NA	NA	NA	NA
Carbonate	mg/L	DRY	DRY	DRY	DRY	NA	NA	NA	NA	NA	NA
Cations	meq/L	DRY	DRY	DRY	DRY	NA	NA	NA	NA	NA	NA
Chemical Oxygen Demand (COD)	mg/L	DRY	DRY	DRY	DRY	NA	NA	NA	NA	NA	NA
Chloride	mg/L	DRY	DRY	DRY	DRY	5.5	4.9	6.0	5.9	6.0	6.9
Cyanide	mg/L	DRY	DRY	DRY	DRY	NA	NA	NA	NA	NA	NA
Electrical Conductivity	umhos/cm	DRY	DRY	DRY	DRY	NA	NA	NA	NA	NA	NA
Fluoride	mg/L	DRY	DRY	DRY	DRY	NA	NA	NA	NA	NA	NA
Hardness	mg/L	DRY	DRY	DRY	DRY	NA	NA	NA	NA	NA	NA
Hydroxide	mg/L	DRY	DRY	DRY	DRY	NA	NA	NA	NA	NA	NA
Nitrate (as N)	mg/L	DRY	DRY	DRY	DRY	12	9.1	7.2	6.2	6.1	6.2
ortho-Phosphate Phosphorus	mg/L	DRY	DRY	DRY	DRY	NA	NA	NA	NA	NA	NA
Perchlorate	mg/L	DRY	DRY	DRY	DRY	0.00046	0.00046	0.00046	0.00046	0.00046	0.00030
Phenol	mg/L	DRY	DRY	DRY	DRY	NA	NA	NA	NA	NA	NA
Sulfate	mg/L	DRY	DRY	DRY	DRY	19	19	20	20	22	22
Sulfide	mg/L	DRY	DRY	DRY	DRY	NA	NA	NA	NA	NA	NA
Total Dissolved Solids (TDS)	mg/L	DRY	DRY	DRY	DRY	330	310	320	330	370	360
Total Organic Carbon (TOC)	mg/L	DRY	DRY	DRY	DRY	NA	NA	NA	NA	NA	NA
Total Organic Halides (TOX)	mg/L	DRY	DRY	DRY	DRY	NA	NA	NA	NA	NA	NA
METALS											
Aluminum	mg/L	DRY	DRY	DRY	DRY	NA	NA	NA	NA	NA	NA
Antimony	mg/L	DRY	DRY	DRY	DRY	NA	NA	NA	NA	NA	NA
Arsenic	mg/L	DRY	DRY	DRY	DRY	NA	NA	NA	NA	NA	NA
Barium	mg/L	DRY	DRY	DRY	DRY	NA	NA	NA	NA	NA	NA
Beryllium	mg/L	DRY	DRY	DRY	DRY	NA	NA	NA	NA	NA	NA
Boron	mg/L	DRY	DRY	DRY	DRY	NA	NA	NA	NA	NA	NA
Cadmium	mg/L	DRY	DRY	DRY	DRY	NA	NA	NA	NA	NA	NA
Calcium	mg/L	DRY	DRY	DRY	DRY	81	85	84	86	94	89
Chromium-Hexavalent	mg/L	DRY	DRY	DRY	DRY	NA	NA	NA	NA	NA	NA
Chromium-Total	mg/L	DRY	DRY	DRY	DRY	NA	NA	NA	NA	NA	NA
Cobalt	mg/L	DRY	DRY	DRY	DRY	NA	NA	NA	NA	NA	NA
Copper	mg/L	DRY	DRY	DRY	DRY	NA	NA	NA	NA	NA	NA
Iron	mg/L	DRY	DRY	DRY	DRY	NA	NA	NA	NA	NA	NA
Lead	mg/L	DRY	DRY	DRY	DRY	NA	NA	NA	NA	NA	NA
Magnesium	mg/L	DRY	DRY	DRY	DRY	12	13	12	13	14	13
Manganese	mg/L	DRY	DRY	DRY	DRY	NA	NA	NA	NA	NA	NA
Mercury	mg/L	DRY	DRY	DRY	DRY	NA	NA	NA	NA	NA	NA
Molybdenum	mg/L	DRY	DRY	DRY	DRY	NA	NA	NA	NA	NA	NA
Nickel	mg/L	DRY	DRY	DRY	DRY	NA	NA	NA	NA	NA	NA
Phosphorus	mg/L	DRY	DRY	DRY	DRY	NA	NA	NA	NA	NA	NA
Potassium	mg/L	DRY	DRY	DRY	DRY	NA	NA	NA	NA	NA	NA
Selenium	mg/L	DRY	DRY	DRY	DRY	NA	NA	NA	NA	NA	NA
Silver	mg/L	DRY	DRY	DRY	DRY	NA	NA	NA	NA	NA	NA
Sodium	mg/L	DRY	DRY	DRY	DRY	14	16	13	14	14	14
Thallium	mg/L	DRY	DRY	DRY	DRY	NA	NA	NA	NA	NA	NA
Tin	mg/L	DRY	DRY	DRY	DRY	NA	NA	NA	NA	NA	NA
Vanadium	mg/L	DRY	DRY	DRY	DRY	NA	NA	NA	NA	NA	NA
Zinc	mg/L	DRY	DRY	DRY	DRY	NA	NA	NA	NA	NA	NA
VOLATILE ORGANIC COMPOUNDS											
1,1-Dichloroethane	µg/L	DRY	DRY	DRY	DRY	0.17	0.17	**0.23**	**0.26**	**0.27**	**0.29**
Acetone	µg/L	DRY	DRY	DRY	DRY	6.2	6.2	6.2	6.2	6.2	7.4
Benzene	µg/L	DRY	DRY	DRY	DRY	0.13	0.13	0.14	0.12	0.12	0.18
Carbon Disulfide	µg/L	DRY	DRY	DRY	DRY	0.38	0.38	0.24	0.24	0.24	0.40
Chloroform	µg/L	DRY	DRY	DRY	DRY	0.11	0.11	**0.12[(5)]**	**0.13[(5)]**	0.098	0.23
cis-1,2-Dichloroethene	µg/L	DRY	DRY	DRY	DRY	0.19	**0.32**	**0.47**	**0.48**	**0.46**	0.51
Dichlorodifluoromethane	µg/L	DRY	DRY	DRY	DRY	**0.26**	1.1	1.7	1.8	2.0	2.7
Methylene Chloride	µg/L	DRY	DRY	DRY	DRY	0.44	0.44	0.16	0.16	0.16	0.27
Tetrachloroethene	µg/L	DRY	DRY	DRY	DRY	4.0	9.4	12	14	13	16
Toluene	µg/L	DRY	DRY	DRY	DRY	0.15	0.15	0.12	0.12	0.12	0.14
Trichloroethene	µg/L	DRY	DRY	DRY	DRY	**0.32**	**0.47**	0.66	0.83	0.62	0.94
Trichlorofluoromethane	µg/L	DRY	DRY	DRY	DRY	**0.22**	**0.40**	0.56	0.66	0.66	0.87
SEMI-VOLATILE ORGANIC COMPOUNDS: ND											
HERBICIDES, PESTICIDES & PCBs: ND											

[EA] (Extended analysis) - Appendix I and Appendix II constituents analyzed. Other monitoring periods analyzed for routine monitoring parameters. Only detected compounds included above.

TABLE 5-27 (CONT'D)
MID-VALLEY SANITARY LANDFILL
HISTORICAL SUMMARY - MONITORING WELL F-28

ANALYTE	UNITS	Apr 2008	Jul 2008	Oct 2008	Jan 2009	Apr 2009	Jul 2009	Aug[R1] 2009	Aug[R1] 2009	Oct 2009	Jan 2010
FIELD PARAMETERS											
Dissolved Oxygen	mg/L	NA	NA	NA	NA	NA	NA	NA	NA	NA	NA
Oxidation-Reduction Potential	mV	NA	NA	NA	NA	NA	NA	NA	NA	NA	NA
pH	units	7.8	7.59	7.53	7.7	7.76	6.59	6.96	6.96	7.34	7.28
Specific Conductance	µmhos/cm	762	616	629	580	601	665	669	669	735	711
Temperature	C°	19.1	21.5	19.5	20.2	23.3	21.6	19.5	19.5	19.0	18.8
Turbidity	NTU	NA	NA	NA	NA	NA	NA	NA	NA	NA	NA
GENERAL CHEMISTRY											
Alkalinity	mg/L	NA	NA	NA	NA	NA	NA	NA	NA	NA	NA
Anions	meq/L	NA	NA	NA	NA	NA	NA	NA	NA	NA	NA
Bicarbonate	mg/L	NA	NA	NA	NA	NA	NA	NA	NA	NA	NA
Carbonate	mg/L	NA	NA	NA	NA	NA	NA	NA	NA	NA	NA
Cations	meq/L	NA	NA	NA	NA	NA	NA	NA	NA	NA	NA
Chemical Oxygen Demand (COD)	mg/L	NA	NA	NA	NA	NA	NA	NA	NA	NA	NA
Chloride	mg/L	7.4	8.3	10	12	11	11	NA	NA	11	9.5
Cyanide	mg/L	NA	NA	NA	NA	NA	NA	NA	NA	NA	NA
Electrical Conductivity	umhos/cm	NA	NA	NA	NA	NA	NA	NA	NA	NA	NA
Fluoride	mg/L	NA	NA	NA	NA	NA	NA	NA	NA	NA	NA
Hardness	mg/L	NA	NA	NA	NA	NA	NA	NA	NA	NA	NA
Hydroxide	mg/L	NA	NA	NA	NA	NA	NA	NA	NA	NA	NA
Nitrate (as N)	mg/L	6.6	6.5	6.7	7.3[(e)]	7.1	7.6	NA	NA	7.9	7.6
ortho-Phosphate Phosphorus	mg/L	NA	NA	NA	NA	NA	NA	NA	NA	NA	NA
Perchlorate	mg/L	0.00030	0.00030	0.00030	0.002	0.00035	**0.00055**	0.00035	0.00035	0.00035	**0.00088**
Phenol	mg/L	NA	NA	NA	NA	NA	NA	NA	NA	NA	NA
Sulfate	mg/L	23	23	24	27	25	25	NA	NA	25	26
Sulfide	mg/L	NA	NA	NA	NA	NA	NA	NA	NA	NA	NA
Total Dissolved Solids (TDS)	mg/L	390	400	320	360	410	370	NA	NA	370	370
Total Organic Carbon (TOC)	mg/L	NA	NA	NA	NA	NA	NA	NA	NA	NA	NA
Total Organic Halides (TOX)	mg/L	NA	NA	NA	NA	NA	NA	NA	NA	NA	NA
METALS											
Aluminum	mg/L	NA	NA	NA	NA	NA	NA	NA	NA	NA	NA
Antimony	mg/L	NA	NA	NA	NA	NA	NA	NA	NA	NA	NA
Arsenic	mg/L	NA	NA	NA	NA	NA	NA	NA	NA	NA	NA
Barium	mg/L	NA	NA	NA	NA	NA	NA	NA	NA	NA	NA
Beryllium	mg/L	NA	NA	NA	NA	NA	NA	NA	NA	NA	NA
Boron	mg/L	NA	NA	NA	NA	NA	NA	NA	NA	NA	NA
Cadmium	mg/L	NA	NA	NA	NA	NA	NA	NA	NA	NA	NA
Calcium	mg/L	93	92	92	94	100	100	NA	NA	110	100
Chromium-Hexavalent	mg/L	NA	NA	NA	NA	NA	NA	NA	NA	NA	NA
Chromium-Total	mg/L	NA	NA	NA	NA	NA	NA	NA	NA	NA	NA
Cobalt	mg/L	NA	NA	NA	NA	NA	NA	NA	NA	NA	NA
Copper	mg/L	NA	NA	NA	NA	NA	NA	NA	NA	NA	NA
Iron	mg/L	NA	NA	NA	NA	NA	NA	NA	NA	NA	NA
Lead	mg/L	NA	NA	NA	NA	NA	NA	NA	NA	NA	NA
Magnesium	mg/L	14	14	14	15	15	17	NA	NA	17	17
Manganese	mg/L	NA	NA	NA	NA	NA	NA	NA	NA	NA	NA
Mercury	mg/L	NA	NA	NA	NA	NA	NA	NA	NA	NA	NA
Molybdenum	mg/L	NA	NA	NA	NA	NA	NA	NA	NA	NA	NA
Nickel	mg/L	NA	NA	NA	NA	NA	NA	NA	NA	NA	NA
Phosphorus	mg/L	NA	NA	NA	NA	NA	NA	NA	NA	NA	NA
Potassium	mg/L	NA	NA	NA	NA	NA	NA	NA	NA	NA	NA
Selenium	mg/L	NA	NA	NA	NA	NA	NA	NA	NA	NA	NA
Silver	mg/L	NA	NA	NA	NA	NA	NA	NA	NA	NA	NA
Sodium	mg/L	15	15	14	15	17	17	NA	NA	17	16
Thallium	mg/L	NA	NA	NA	NA	NA	NA	NA	NA	NA	NA
Tin	mg/L	NA	NA	NA	NA	NA	NA	NA	NA	NA	NA
Vanadium	mg/L	NA	NA	NA	NA	NA	NA	NA	NA	NA	NA
Zinc	mg/L	NA	NA	NA	NA	NA	NA	NA	NA	NA	NA
VOLATILE ORGANIC COMPOUNDS											
1,1-Dichloroethane	µg/L	**0.28**	**0.38**	0.50	**0.42**	0.63	0.64	NA	NA	0.60	0.67
Acetone	µg/L	7.4	7.4	7.4	7.4	7.4	7.4	NA	NA	12	4.6
Benzene	µg/L	0.32	0.18	0.18	0.18	0.18	0.18	NA	NA	0.18	0.086
Carbon Disulfide	µg/L	0.40	0.40	0.40	0.40	0.40	0.40	NA	NA	0.40	0.35
Chloroform	µg/L	0.24	0.23	0.23	**0.23**	**0.32**	**0.37[(5)]**	NA	NA	0.23	**0.46[(5)]**
cis-1,2-Dichloroethene	µg/L	0.65	1.0	1.3	1.4	1.9	2.6	NA	NA	2.2	2.5
Dichlorodifluoromethane	µg/L	2.5	2.5	0.22	2.9	3.2	4.2	NA	NA	3.4	5.8
Methylene Chloride	µg/L	0.27	**0.37**	0.27	**0.31[(5)]**	0.27	0.27	NA	NA	0.28	0.28
Tetrachloroethene	µg/L	13	14	17	16	21	21	NA	NA	21	22
Toluene	µg/L	0.24	0.12	0.12	0.12	0.12	0.12	NA	NA	0.12	0.093
Trichloroethene	µg/L	0.77	0.92	1.1	1.1	1.5	1.4	NA	NA	1.4	1.4
Trichlorofluoromethane	µg/L	0.79	0.77	0.79	0.96	1.3	1.4	NA	NA	1.3	1.5
SEMI-VOLATILE ORGANIC COMPOUNDS: ND											
HERBICIDES, PESTICIDES & PCBs: ND											

[EA] (Extended analysis) - Appendix I and Appendix II constituents analyzed. Other monitoring periods analyzed for routine monitoring parameters. Only detected compounds included above.

TABLE 5-27 (CONT'D)
MID-VALLEY SANITARY LANDFILL
HISTORICAL SUMMARY - MONITORING WELL F-28

ANALYTE	UNITS	Feb[R1] 2010	Feb[R2] 2010	Apr 2010	Jul 2010	Oct[EA] 2010	Jan 2011	Feb[RA] 2011	Feb[RB] 2011	Apr 2011	Jul 2011
FIELD PARAMETERS											
Dissolved Oxygen	mg/L	NA	NA	NA	NA	NA	NA	NA	NA	NA	NA
Oxidation-Reduction Potential	mV	NA	NA	NA	NA	NA	NA	NA	NA	NA	NA
pH	units	7.13	7.13	7.18	6.87	7.18	7.18	7.10	7.10	7.24	7.10
Specific Conductance	µmhos/cm	741	741	720	710	704	441	702	702	703	714
Temperature	C°	18.0	18.0	20.0	19.8	18.6	17.0	18.2	18.2	17.6	19.2
Turbidity	NTU	NA	NA	NA	NA	NA	NA	NA	NA	NA	NA
GENERAL CHEMISTRY											
Alkalinity	mg/L	NA	NA	NA	NA	290	NA	NA	NA	NA	NA
Anions	meq/L	NA	NA	NA	NA	7.2	NA	NA	NA	NA	NA
Bicarbonate	mg/L	NA	NA	NA	NA	290	NA	NA	NA	NA	NA
Carbonate	mg/L	NA	NA	NA	NA	NA	NA	NA	NA	NA	NA
Cations	meq/L	NA	NA	NA	NA	7.9	NA	NA	NA	NA	NA
Chemical Oxygen Demand (COD)	mg/L	NA	NA	NA	NA	**15**	NA	NA	NA	NA	NA
Chloride	mg/L	NA	NA	9.3	9.1	9.2	9.0	NA	NA	8.8	7.8
Cyanide	mg/L	NA	NA	NA	NA	**0.0021**	NA	NA	NA	NA	NA
Electrical Conductivity	umhos/cm	NA	NA	NA	NA	670	NA	NA	NA	NA	NA
Fluoride	mg/L	NA	NA	NA	NA	0.15	NA	NA	NA	NA	NA
Hardness	mg/L	NA	NA	NA	NA	350	NA	NA	NA	NA	NA
Hydroxide	mg/L	NA	NA	NA	NA	4.1	NA	NA	NA	NA	NA
Nitrate (as N)	mg/L	NA	NA	7.8	8.0	7.2	6.9	NA	NA	7.1	7.2
ortho-Phosphate Phosphorus	mg/L	NA	NA	NA	NA	**0.027**[(5)]	NA	NA	NA	NA	NA
Perchlorate	mg/L	**0.0014**	0.00035	0.00035	0.00035	0.00061	**0.00082**	0.00061	0.00061	0.00061	0.00061
Phenol	mg/L	NA	NA	NA	NA	**0.0050**[(5)]	NA	NA	NA	NA	NA
Sulfate	mg/L	NA	NA	26	25	25	26	NA	NA	26	25
Sulfide	mg/L	NA	NA	NA	NA	0.050	NA	NA	NA	NA	NA
Total Dissolved Solids (TDS)	mg/L	NA	NA	390	440	330	430	NA	NA	430	320
Total Organic Carbon (TOC)	mg/L	NA	NA	NA	NA	0.32	NA	NA	NA	NA	NA
Total Organic Halides (TOX)	mg/L	NA	NA	NA	NA	0.0034	NA	NA	NA	NA	NA
METALS											
Aluminum	mg/L	NA	NA	NA	NA	0.0026	NA	NA	NA	NA	NA
Antimony	mg/L	NA	NA	NA	NA	0.010	NA	NA	NA	NA	NA
Arsenic	mg/L	NA	NA	NA	NA	0.0075	NA	NA	NA	NA	NA
Barium	mg/L	NA	NA	NA	NA	0.059	NA	NA	NA	NA	NA
Beryllium	mg/L	NA	NA	NA	NA	0.0010	NA	NA	NA	NA	NA
Boron	mg/L	NA	NA	NA	NA	**0.026**	NA	NA	NA	NA	NA
Cadmium	mg/L	NA	NA	NA	NA	0.0010	NA	NA	NA	NA	NA
Calcium	mg/L	NA	NA	110	110	110	100	NA	NA	110	110
Chromium-Hexavalent	mg/L	NA	NA	NA	NA	NA	NA	NA	NA	NA	NA
Chromium-Total	mg/L	NA	NA	NA	NA	**0.0021**	NA	NA	NA	NA	NA
Cobalt	mg/L	NA	NA	NA	NA	0.0050	NA	NA	NA	NA	NA
Copper	mg/L	NA	NA	NA	NA	0.0023	NA	NA	NA	NA	NA
Iron	mg/L	NA	NA	NA	NA	**0.033**	NA	NA	NA	NA	NA
Lead	mg/L	NA	NA	NA	NA	0.0050	NA	NA	NA	NA	NA
Magnesium	mg/L	NA	NA	17	18	18	17	NA	NA	17	18
Manganese	mg/L	NA	NA	NA	NA	0.0010	NA	NA	NA	NA	NA
Mercury	mg/L	NA	NA	NA	NA	0.000017	NA	NA	NA	NA	NA
Molybdenum	mg/L	NA	NA	NA	NA	NA	NA	NA	NA	NA	NA
Nickel	mg/L	NA	NA	NA	NA	0.0012	NA	NA	NA	NA	NA
Phosphorus	mg/L	NA	NA	NA	NA	0.016	NA	NA	NA	NA	NA
Potassium	mg/L	NA	NA	NA	NA	5.0	NA	NA	NA	NA	NA
Selenium	mg/L	NA	NA	NA	NA	0.011	NA	NA	NA	NA	NA
Silver	mg/L	NA	NA	NA	NA	0.0011	NA	NA	NA	NA	NA
Sodium	mg/L	NA	NA	18	16	18	17	NA	NA	17	18
Thallium	mg/L	NA	NA	NA	NA	0.015	NA	NA	NA	NA	NA
Tin	mg/L	NA	NA	NA	NA	0.0050	NA	NA	NA	NA	NA
Vanadium	mg/L	NA	NA	NA	NA	**0.0016**	NA	NA	NA	NA	NA
Zinc	mg/L	NA	NA	NA	NA	0.0059	NA	NA	NA	NA	NA
VOLATILE ORGANIC COMPOUNDS											
1,1-Dichloroethane	µg/L	NA	NA	0.61	0.63	0.60	**0.49**	NA	NA	**0.44**	**0.39**
Acetone	µg/L	NA	NA	4.6	4.6	4.6	4.6	NA	NA	4.6	4.6
Benzene	µg/L	NA	NA	0.18	0.083	0.083	0.083	NA	NA	0.083	0.083
Carbon Disulfide	µg/L	NA	NA	0.40	0.38	0.38	0.38	NA	NA	0.38	0.38
Chloroform	µg/L	NA	NA	**0.49**[(5)]	0.50	**0.45**[(5)]	**0.47**[(5)]	NA	NA	**0.46**[(5)]	**0.37**[(5)]
cis-1,2-Dichloroethene	µg/L	NA	NA	2.3	2.6	2.2	2.0	NA	NA	1.8	1.4
Dichlorodifluoromethane	µg/L	NA	NA	7.3	3.4	3.7	3.5	NA	NA	3.8	3.5
Methylene Chloride	µg/L	NA	NA	0.50	0.48	0.48	0.48	NA	NA	0.48	0.48
Tetrachloroethene	µg/L	NA	NA	23	24	18	19	NA	NA	18	19
Toluene	µg/L	NA	NA	0.12	0.093	0.093	0.093	NA	NA	0.093	0.093
Trichloroethene	µg/L	NA	NA	1.4	1.4	1.2	1.2	NA	NA	1.1	1.2
Trichlorofluoromethane	µg/L	NA	NA	1.7	0.52	1.2	1.2	NA	NA	1.2	1.2
SEMI-VOLATILE ORGANIC COMPOUNDS: ND											
HERBICIDES, PESTICIDES & PCBs: ND											

[EA] (Extended analysis) - Appendix I and Appendix II constituents analyzed. Other monitoring periods analyzed for routine monitoring parameters. Only detected compounds included above.

TABLE 5-27 (CONT'D)
MID-VALLEY SANITARY LANDFILL
HISTORICAL SUMMARY - MONITORING WELL F-28

ANALYTE	UNITS	Oct 2011	Jan 2012	May 2012	Aug 2012	Nov 2012	Feb 2013	May 2013	Aug 2013	Nov 2013	Feb 2014
FIELD PARAMETERS											
Dissolved Oxygen	mg/L	NA	NA	NA	NA	NA	NA	4.29	6.10	4.76	5.63
Oxidation-Reduction Potential	mV	NA	NA	NA	NA	NA	NA	156	1.09	107	75
pH	units	7.12	6.86	6.74	6.32	6.88	6.83	7.16	7.04	7.57	7.07
Specific Conductance	µmhos/cm	688	680	652	679	671	651	547	609	603	694
Temperature	C°	19.2	18.1	19.8	23.2	18.9	19.5	20.56	20.82	21.29	22.28
Turbidity	NTU	NA	NA	NA	NA	NA	NA	39.7	10.8	1.3	0.6
GENERAL CHEMISTRY											
Alkalinity	mg/L	NA	NA	NA	NA	NA	NA	NA	NA	NA	NA
Anions	meq/L	NA	NA	NA	NA	NA	NA	NA	NA	NA	NA
Bicarbonate	mg/L	NA	NA	NA	NA	NA	NA	NA	NA	NA	NA
Carbonate	mg/L	NA	NA	NA	NA	NA	NA	NA	NA	NA	NA
Cations	meq/L	NA	NA	NA	NA	NA	NA	NA	NA	NA	NA
Chemical Oxygen Demand (COD)	mg/L	NA	NA	NA	NA	NA	NA	NA	NA	NA	NA
Chloride	mg/L	9.0	8.6	8.2	8.4	8.4	7.8	7.9	7.6	7.8	7.9
Cyanide	mg/L	NA	NA	NA	NA	NA	NA	NA	NA	NA	NA
Electrical Conductivity	umhos/cm	NA	NA	NA	NA	NA	NA	NA	NA	NA	NA
Fluoride	mg/L	NA	NA	NA	NA	NA	NA	NA	NA	NA	NA
Hardness	mg/L	NA	NA	NA	NA	NA	NA	NA	NA	NA	NA
Hydroxide	mg/L	NA	NA	NA	NA	NA	NA	NA	NA	NA	NA
Nitrate (as N)	mg/L	7.4	7.5	7.8	8.1	8.2	8.6	8.9	7.4	7.5	6.8
ortho-Phosphate Phosphorus	mg/L	NA	NA	NA	NA	NA	NA	NA	NA	NA	NA
Perchlorate	mg/L	0.00027	0.00027	0.00081	0.00081	0.00081	0.00081	0.00081	0.00081	0.00081	0.00045
Phenol	mg/L	NA	NA	NA	NA	NA	NA	NA	NA	NA	NA
Sulfate	mg/L	25	26	24	24	25	25	25	24	26	26
Sulfide	mg/L	NA	NA	NA	NA	NA	NA	NA	NA	NA	NA
Total Dissolved Solids (TDS)	mg/L	300	450	420	420	430	360	410	430	440	430
Total Organic Carbon (TOC)	mg/L	NA	NA	NA	NA	NA	NA	NA	NA	NA	NA
Total Organic Halides (TOX)	mg/L	NA	NA	NA	NA	NA	NA	NA	NA	NA	NA
METALS											
Aluminum	mg/L	NA	NA	NA	NA	NA	NA	NA	NA	NA	NA
Antimony	mg/L	NA	NA	NA	NA	NA	NA	NA	NA	NA	NA
Arsenic	mg/L	NA	NA	NA	NA	NA	NA	NA	NA	NA	NA
Barium	mg/L	NA	NA	NA	NA	NA	NA	NA	NA	NA	NA
Beryllium	mg/L	NA	NA	NA	NA	NA	NA	NA	NA	NA	NA
Boron	mg/L	NA	NA	NA	NA	NA	NA	NA	NA	NA	NA
Cadmium	mg/L	NA	NA	NA	NA	NA	NA	NA	NA	NA	NA
Calcium	mg/L	110	110	100	110	110	110	100	110	110	100
Chromium-Hexavalent	mg/L	NA	NA	NA	NA	NA	NA	NA	NA	NA	NA
Chromium-Total	mg/L	NA	NA	NA	NA	NA	NA	NA	NA	NA	NA
Cobalt	mg/L	NA	NA	NA	NA	NA	NA	NA	NA	NA	NA
Copper	mg/L	NA	NA	NA	NA	NA	NA	NA	NA	NA	NA
Iron	mg/L	NA	NA	NA	NA	NA	NA	NA	NA	NA	NA
Lead	mg/L	NA	NA	NA	NA	NA	NA	NA	NA	NA	NA
Magnesium	mg/L	17	16	17	17	17	16	15	17	17	17
Manganese	mg/L	NA	NA	NA	NA	NA	NA	NA	NA	NA	NA
Mercury	mg/L	NA	NA	NA	NA	NA	NA	NA	NA	NA	NA
Molybdenum	mg/L	NA	NA	NA	NA	NA	NA	NA	NA	NA	NA
Nickel	mg/L	NA	NA	NA	NA	NA	NA	NA	NA	NA	NA
Phosphorus	mg/L	NA	NA	NA	NA	NA	NA	NA	NA	NA	NA
Potassium	mg/L	NA	NA	NA	NA	NA	NA	NA	NA	NA	NA
Selenium	mg/L	NA	NA	NA	NA	NA	NA	NA	NA	NA	NA
Silver	mg/L	NA	NA	NA	NA	NA	NA	NA	NA	NA	NA
Sodium	mg/L	17	18	17	17	17	16	15	17	17	17
Thallium	mg/L	NA	NA	NA	NA	NA	NA	NA	NA	NA	NA
Tin	mg/L	NA	NA	NA	NA	NA	NA	NA	NA	NA	NA
Vanadium	mg/L	NA	NA	NA	NA	NA	NA	NA	NA	NA	NA
Zinc	mg/L	NA	NA	NA	NA	NA	NA	NA	NA	NA	NA
VOLATILE ORGANIC COMPOUNDS											
1,1-Dichloroethane	µg/L	0.68	**0.35**	**0.32**	**0.38**	**0.31**	**0.29**	**0.22**	**0.25**	**0.31**	**0.43**
Acetone	µg/L	4.6	4.6	4.6	4.6	4.6	4.6	4.6	4.6	4.6	4.6
Benzene	µg/L	0.083	0.083	0.083	0.083	0.083	0.083	0.083	0.083	0.083	0.083
Carbon Disulfide	µg/L	0.38	0.38	0.38	0.38	0.38	0.38	0.38	0.38	0.38	0.38
Chloroform	µg/L	**0.49**[(5)]	0.12	**0.26**[(5)]	**0.30**	**0.29**	0.12	**0.20**	**0.25**	**0.24**[(5)]	**0.26**
cis-1,2-Dichloroethene	µg/L	2.4	1.3	1.0	1.2	1.2	1.0	0.72	0.73	0.67	0.75
Dichlorodifluoromethane	µg/L	3.7	2.9	3.6	3.4	3.3	3.2	2.6	4.3	3.1	4.6
Methylene Chloride	µg/L	0.48	0.48	0.48	0.48	0.48	0.48	0.48	0.48	0.48	0.48
Tetrachloroethene	µg/L	18	16	15	13	15	15	11	12	17	20
Toluene	µg/L	0.093	0.093	0.093	0.093	0.093	0.093	0.093	0.093	0.093	0.093
Trichloroethene	µg/L	1.2	0.81	0.78	0.79	0.79	0.72	0.57	0.58	0.74	1.0
Trichlorofluoromethane	µg/L	1.2	1.0	1.2	1.2	1.2	1.2	0.87	1.3	1.4	1.6
SEMI-VOLATILE ORGANIC COMPOUNDS: ND											
HERBICIDES, PESTICIDES & PCBs: ND											

[EA] (Extended analysis) - Appendix I and Appendix II constituents analyzed. Other monitoring periods analyzed for routine monitoring parameters. Only detected compounds included above.

TABLE 5-27 (CONT'D)
MID-VALLEY SANITARY LANDFILL
HISTORICAL SUMMARY - MONITORING WELL F-28

ANALYTE	UNITS	May 2014	Aug 2014	Nov 2014	Feb 2015	MED.	AVG.	STD. DEV.	MIN.	MAX.
FIELD PARAMETERS										
Dissolved Oxygen	mg/L	2.89	4.62	DRY	DRY	5.00	4.92	1.30	2.89	7.2
Oxidation-Reduction Potential	mV	124	352	DRY	DRY	116	146	138	1.09	352
pH	units	7.59	6.51	DRY	DRY	7.26	7.26	0.391	6.32	8.2
Specific Conductance	µmhos/cm	592	625	DRY	DRY	610	589	119	350	762
Temperature	C°	22.17	24.24	DRY	DRY	19.7	20.0	1.67	17.0	24.24
Turbidity	NTU	16.7	27	DRY	DRY	0.0	6.75	13.3	0	39.7
GENERAL CHEMISTRY										
Alkalinity	mg/L	NA	NA	DRY	DRY	290	290	0.0	290	290
Anions	meq/L	NA	NA	DRY	DRY	6.95	6.95	0.294	6.69	7.2
Bicarbonate	mg/L	NA	NA	DRY	DRY	320	320	34.6	290	350
Carbonate	mg/L	NA	NA	DRY	DRY	NC	NC	NC	NC	NC
Cations	meq/L	NA	NA	DRY	DRY	7.16	7.16	0.860	6.41	7.9
Chemical Oxygen Demand (COD)	mg/L	NA	NA	DRY	DRY	NC	NC	NC	**7**	**15**
Chloride	mg/L	9.1	8.8	DRY	DRY	7.70	7.21	2.31	3.8	12
Cyanide	mg/L	NA	NA	DRY	DRY	NC	NC	NC	**0.0021**	**0.0021**
Electrical Conductivity	umhos/cm	NA	NA	DRY	DRY	670	670	0.0	670	670
Fluoride	mg/L	NA	NA	DRY	DRY	0.225	0.225	0.0866	0.15	0.3
Hardness	mg/L	NA	NA	DRY	DRY	320	320	34.6	290	350
Hydroxide	mg/L	NA	NA	DRY	DRY	NC	NC	NC	NC	NC
Nitrate (as N)	mg/L	6.7	7.1	DRY	DRY	6.70	6.25	2.19	0.90	12
ortho-Phosphate Phosphorus	mg/L	NA	NA	DRY	DRY	NC	NC	NC	**0.01**	**0.01**
Perchlorate	mg/L	0.00045	0.00045	DRY	DRY	NC	NC	NC	0.00011	**0.0014**
Phenol	mg/L	NA	NA	DRY	DRY	NC	NC	NC	NC	NC
Sulfate	mg/L	27	26	DRY	DRY	23.5	22.8	2.94	18	27
Sulfide	mg/L	NA	NA	DRY	DRY	NC	NC	NC	NC	NC
Total Dissolved Solids (TDS)	mg/L	430	330	DRY	DRY	370	369	48.2	280	450
Total Organic Carbon (TOC)	mg/L	NA	NA	DRY	DRY	0.205	0.205	0.133	**0.09**	0.32
Total Organic Halides (TOX)	mg/L	NA	NA	DRY	DRY	NC	NC	NC	0.0034	0.01
METALS										
Aluminum	mg/L	NA	NA	DRY	DRY	NC	NC	NC	NC	NC
Antimony	mg/L	NA	NA	DRY	DRY	NC	NC	NC	NC	NC
Arsenic	mg/L	NA	NA	DRY	DRY	NC	NC	NC	**0.0017**	**0.0017**
Barium	mg/L	NA	NA	DRY	DRY	0.0525	0.0525	0.00751	**0.046**	0.059
Beryllium	mg/L	NA	NA	DRY	DRY	NC	NC	NC	NC	NC
Boron	mg/L	NA	NA	DRY	DRY	NC	NC	NC	0.005	**0.026**
Cadmium	mg/L	NA	NA	DRY	DRY	NC	NC	NC	NC	NC
Calcium	mg/L	110	110	DRY	DRY	94.5	96.3	11.3	77	110
Chromium-Hexavalent	mg/L	NA	NA	DRY	DRY	NC	NC	NC	NC	NC
Chromium-Total	mg/L	NA	NA	DRY	DRY	NC	NC	NC	**0.0021**	**0.0081**
Cobalt	mg/L	NA	NA	DRY	DRY	NC	NC	NC	**0.00021**	**0.00021**
Copper	mg/L	NA	NA	DRY	DRY	NC	NC	NC	**0.00029**	**0.00029**
Iron	mg/L	NA	NA	DRY	DRY	NC	NC	NC	0.010	**0.033**
Lead	mg/L	NA	NA	DRY	DRY	NC	NC	NC	NC	NC
Magnesium	mg/L	17	18	DRY	DRY	14.0	14.7	2.31	11	18
Manganese	mg/L	NA	NA	DRY	DRY	NC	NC	NC	**0.00009**	**0.00009**
Mercury	mg/L	NA	NA	DRY	DRY	NC	NC	NC	NC	NC
Molybdenum	mg/L	NA	NA	DRY	DRY	NC	NC	NC	NC	NC
Nickel	mg/L	NA	NA	DRY	DRY	NC	NC	NC	0.0012	**0.0022**
Phosphorus	mg/L	NA	NA	DRY	DRY	NC	NC	NC	0.016	**0.04**
Potassium	mg/L	NA	NA	DRY	DRY	4.00	4.00	1.15	3	5.0
Selenium	mg/L	NA	NA	DRY	DRY	NC	NC	NC	**0.0028**	**0.0028**
Silver	mg/L	NA	NA	DRY	DRY	NC	NC	NC	NC	NC
Sodium	mg/L	16	16	DRY	DRY	15.0	15.5	3.94	12	40
Thallium	mg/L	NA	NA	DRY	DRY	NC	NC	NC	NC	NC
Tin	mg/L	NA	NA	DRY	DRY	NC	NC	NC	NC	NC
Vanadium	mg/L	NA	NA	DRY	DRY	NC	NC	NC	**0.0016**	**0.0042**
Zinc	mg/L	NA	NA	DRY	DRY	NC	NC	NC	0.0059	**0.0079**
VOLATILE ORGANIC COMPOUNDS										
1,1-Dichloroethane	µg/L	**0.48**	**0.43**	DRY	DRY	0.350	0.373	0.164	0.098	0.7
Acetone	µg/L	4.6	4.6	DRY	DRY	NC	NC	NC	1.2	12
Benzene	µg/L	0.083	0.083	DRY	DRY	NC	NC	NC	0.035	**0.17**
Carbon Disulfide	µg/L	0.38	0.38	DRY	DRY	NC	NC	NC	NC	NC
Chloroform	µg/L	**0.31**[(5)]	0.12	DRY	DRY	NC	NC	NC	0.049	0.50
cis-1,2-Dichloroethene	µg/L	0.85	0.81	DRY	DRY	0.875	1.06	0.740	**0.15**	2.6
Dichlorodifluoromethane	µg/L	4.1	4.3	DRY	DRY	3.50	4.75	4.41	0.18	22
Methylene Chloride	µg/L	0.48	0.48	DRY	DRY	NC	NC	NC	0.057	3.4
Tetrachloroethene	µg/L	20	22	DRY	DRY	15.0	14.8	5.86	4.0	27
Toluene	µg/L	0.093	0.093	DRY	DRY	NC	NC	NC	0.042	**0.42**
Trichloroethene	µg/L	1.1	1.0	DRY	DRY	0.875	0.921	0.345	**0.32**	1.9
Trichlorofluoromethane	µg/L	1.8	1.6	DRY	DRY	1.20	1.15	0.505	**0.22**	2.7
SEMI-VOLATILE ORGANIC COMPOUNDS: ND										
HERBICIDES, PESTICIDES & PCBs: ND										

[EA] (Extended analysis) - Appendix I and Appendix II constituents analyzed. Other monitoring periods analyzed for routine monitoring parameters. Only detected compounds included above.

TABLE 5-28
MID-VALLEY SANITARY LANDFILL
AL SUMMARY - MONITORING WELL F-29 (AB

ANALYTE	UNITS	Jan 2000
FIELD PARAMETERS		
Dissolved Oxygen	mg/L	NA
Oxidation-Reduction Potential	mV	NA
pH	units	8.1
Specific Conductance	µmhos/cm	NA
Temperature	C°	18
Turbidity	NTU	NA
GENERAL CHEMISTRY		
Alkalinity	mg/L	NA
Anions	meq/L	NA
Bicarbonate	mg/L	NA
Carbonate	mg/L	NA
Cations	meq/L	NA
Chemical Oxygen Demand (COD)	mg/L	NA
Chloride	mg/L	6
Cyanide	mg/L	NA
Fluoride	mg/L	NA
Hardness	mg/L	NA
Hydroxide	mg/L	NA
Nitrate (as N)	mg/L	5.7
ortho-Phosphate Phosphorus	mg/L	NA
Perchlorate	mg/L	NA
Sulfate	mg/L	24
Sulfide	mg/L	NA
Total Dissolved Solids (TDS)	mg/L	310
Total Organic Carbon (TOC)	mg/L	NA
Total Organic Halides (TOX)	mg/L	NA
METALS		
Aluminum	mg/L	NA
Antimony	mg/L	NA
Arsenic	mg/L	NA
Barium	mg/L	NA
Beryllium	mg/L	NA
Boron	mg/L	NA
Cadmium	mg/L	NA
Calcium	mg/L	56
Chromium-Hexavalent	mg/L	NA
Chromium-Total	mg/L	NA
Cobalt	mg/L	NA
Copper	mg/L	NA
Iron	mg/L	NA
Lead	mg/L	NA
Magnesium	mg/L	10
Manganese	mg/L	NA
Mercury	mg/L	NA
Molybdenum	mg/L	NA
Nickel	mg/L	NA
Phosphorus	mg/L	NA
Potassium	mg/L	NA
Selenium	mg/L	NA
Silver	mg/L	NA
Sodium	mg/L	19
Thallium	mg/L	NA
Tin	mg/L	NA
Vanadium	mg/L	NA
Zinc	mg/L	NA
VOLATILE ORGANIC COMPOUNDS		
Benzene	µg/L	0.15
Carbon Disulfide	µg/L	0.42
cis-1,2-Dichloroethene	µg/L	0.19
Dichlorodifluoromethane	µg/L	4.8
Tetrachloroethene	µg/L	8.3
Toluene	µg/L	0.14
Trichloroethene	µg/L	0.17
Trichlorofluoromethane	µg/L	**0.61**
SEMI-VOLATILE ORGANIC COMPOUNDS		
bis(2-Ethylhexyl) Phthalate	µg/L	NA
HERBICIDES, PESTICIDES & PCBs: ND		

EX (Extended analysis) - Appendix I and Appendix II constituents analyzed. Other monitoring periods analyzed for routine monitoring parameters. Only detected compounds

TABLE 5-28 (CONT'D)
MID-VALLEY SANITARY LANDFILL
HISTORICAL SUMMARY - MONITORING WELL F-29 (ABANDONED)

ANALYTE	UNITS	Apr 2000	Jul 2000	Oct[EA] 2000	Jan 2001	Apr 2001	Jul 2001	Oct 2001	Jan 2002
FIELD PARAMETERS									
Dissolved Oxygen	mg/L	NA	6.4	5.2	5.1	5.0	5.9	5.8	5.2
Oxidation-Reduction Potential	mV	NA	NA	NA	NA	NA	NA	NA	NA
pH	units	8.3	8.2	7.8	7.4	8.4	7.4	7.3	7.1
Specific Conductance	µmhos/cm	300	440	540	430	300	480	470	450
Temperature	C°	19	22	20	19	19	21	19	20
Turbidity	NTU	NA	0	0	0	0	0	0	0
GENERAL CHEMISTRY									
Alkalinity	mg/L	NA	NA	230	NA	NA	NA	NA	NA
Anions	meq/L	NA	NA	5.51	NA	NA	NA	NA	NA
Bicarbonate	mg/L	NA	NA	280	NA	NA	NA	NA	NA
Carbonate	mg/L	NA	NA	2	NA	NA	NA	NA	NA
Cations	meq/L	NA	NA	5.39	NA	NA	NA	NA	NA
Chemical Oxygen Demand (COD)	mg/L	NA	NA	**9**	NA	NA	NA	NA	NA
Chloride	mg/L	6	6	5	6	6	6	6	6
Cyanide	mg/L	NA	NA	0.006	NA	NA	NA	NA	NA
Fluoride	mg/L	NA	NA	0.3	NA	NA	NA	NA	NA
Hardness	mg/L	NA	NA	240	NA	NA	NA	NA	NA
Hydroxide	mg/L	NA	NA	2	NA	NA	NA	NA	NA
Nitrate (as N)	mg/L	5.5	6.4	4.9	5.5	5.9	5.8	6.3	5.8
ortho-Phosphate Phosphorus	mg/L	NA	NA	**0.02**	NA	NA	NA	NA	NA
Perchlorate	mg/L	NA	NA	NA	NA	NA	NA	NA	NA
Sulfate	mg/L	23	24	23	25	24	23	25	23
Sulfide	mg/L	NA	NA	0.2	NA	NA	NA	NA	NA
Total Dissolved Solids (TDS)	mg/L	300	360	350	350	320	340	310	360
Total Organic Carbon (TOC)	mg/L	NA	NA	0.090	NA	NA	NA	NA	NA
Total Organic Halides (TOX)	mg/L	NA	NA	0.005	NA	NA	NA	NA	NA
METALS									
Aluminum	mg/L	NA	NA	NA	NA	NA	NA	NA	NA
Antimony	mg/L	NA	NA	0.0001	NA	NA	NA	NA	NA
Arsenic	mg/L	NA	NA	**0.0015**	NA	NA	NA	NA	NA
Barium	mg/L	NA	NA	**0.036**	NA	NA	NA	NA	NA
Beryllium	mg/L	NA	NA	0.0004	NA	NA	NA	NA	NA
Boron	mg/L	NA	NA	**0.0096**	NA	NA	NA	NA	NA
Cadmium	mg/L	NA	NA	0.0001	NA	NA	NA	NA	NA
Calcium	mg/L	55	91	77	84	78	78	78	78
Chromium-Hexavalent	mg/L	NA	NA	NA	NA	NA	NA	NA	NA
Chromium-Total	mg/L	NA	NA	**0.0077**	NA	NA	NA	NA	NA
Cobalt	mg/L	NA	NA	**0.00016**	NA	NA	NA	NA	NA
Copper	mg/L	NA	NA	0.0002	NA	NA	NA	NA	NA
Iron	mg/L	NA	NA	0.010	NA	NA	NA	NA	NA
Lead	mg/L	NA	NA	**0.00019**	NA	NA	NA	NA	NA
Magnesium	mg/L	10	13	11	12	12	11	11	11
Manganese	mg/L	NA	NA	**0.00028**	NA	NA	NA	NA	NA
Mercury	mg/L	NA	NA	0.00043	NA	NA	NA	NA	NA
Molybdenum	mg/L	NA	NA	NA	NA	NA	NA	NA	NA
Nickel	mg/L	NA	NA	**0.0018**	NA	NA	NA	NA	NA
Phosphorus	mg/L	NA	NA	**0.04**	NA	NA	NA	NA	NA
Potassium	mg/L	NA	NA	3	NA	NA	NA	NA	NA
Selenium	mg/L	NA	NA	**0.0033**	NA	NA	NA	NA	NA
Silver	mg/L	NA	NA	0.0001	NA	NA	NA	NA	NA
Sodium	mg/L	18	15	13	14	13	13	14	13
Thallium	mg/L	NA	NA	0.00006	NA	NA	NA	NA	NA
Tin	mg/L	NA	NA	0.00008	NA	NA	NA	NA	NA
Vanadium	mg/L	NA	NA	**0.0039**	NA	NA	NA	NA	NA
Zinc	mg/L	NA	NA	**0.0022**	NA	NA	NA	NA	NA
VOLATILE ORGANIC COMPOUNDS									
Benzene	µg/L	0.24	0.18	0.18	0.18	0.18	0.18	0.18	0.18
Carbon Disulfide	µg/L	0.44	0.26	0.26	0.26	0.26	0.26	**0.28**[(5)]	0.26
cis-1,2-Dichloroethene	µg/L	0.48	0.18	0.18	0.18	0.18	0.18	0.18	0.18
Dichlorodifluoromethane	µg/L	4.0	14	6.0	8.0	8.6	7.0	24	5.7
Tetrachloroethene	µg/L	7.0	6.1	4.7	4.7	5.6	5.7	5.4	5.6
Toluene	µg/L	0.24	**0.29**	0.22	0.22	0.22	0.22	0.22	0.22
Trichloroethene	µg/L	0.35	0.27	0.27	0.27	0.27	0.27	0.27	0.27
Trichlorofluoromethane	µg/L	**0.93**	**1.23**	**0.99**	**0.89**	**0.49**	**0.85**	**1.5**	**0.83**
SEMI-VOLATILE ORGANIC COMPOUNDS									
bis(2-Ethylhexyl) Phthalate	µg/L	NA	NA	**4.8**[(5)]	NA	NA	NA	NA	NA
HERBICIDES, PESTICIDES & PCBs: ND									

[EA] (Extended analysis) - Appendix I and Appendix II constituents analyzed. Other monitoring periods analyzed for routine monitoring parameters. Only detected compounds included above.

TABLE 5-28 (CONT'D)
MID-VALLEY SANITARY LANDFILL
HISTORICAL SUMMARY - MONITORING WELL F-29 (ABANDONED)

ANALYTE	UNITS	Apr 2002	Jul 2002	Oct 2002	MED.	AVG.	STD. DEV.	MIN.	MAX.
FIELD PARAMETERS									
Dissolved Oxygen	mg/L	6.7	6.4	NA	5.80	5.79	0.740	5.0	7.0
Oxidation-Reduction Potential	mV	NA	NA	NA	NC	NC	NC	NC	NC
pH	units	7.7	7.8	NA	7.75	7.77	0.502	7.1	8.4
Specific Conductance	µmhos/cm	560	450	NA	450	440	95.5	300	560
Temperature	C°	19.2	19.6	NA	19.2	19.7	1.31	18	22
Turbidity	NTU	0	0	NA	0.0	0.0	0.0	0	0
GENERAL CHEMISTRY									
Alkalinity	mg/L	NA	NA	NA	230	230	0.0	230	230
Anions	meq/L	NA	NA	NA	5.51	5.51	1E-15	5.51	5.51
Bicarbonate	mg/L	NA	NA	NA	280	280	0.0	280	280
Carbonate	mg/L	NA	NA	NA	NC	NC	NC	NC	NC
Cations	meq/L	NA	NA	NA	5.39	5.39	0.0	5.39	5.39
Chemical Oxygen Demand (COD)	mg/L	NA	NA	NA	NC	NC	NC	**9**	**9**
Chloride	mg/L	5.1	4.8	NA	6.00	5.86	0.944	4.8	**8.5**
Cyanide	mg/L	NA	NA	NA	NC	NC	NC	NC	NC
Fluoride	mg/L	NA	NA	NA	0.300	0.300	0.0	0.3	0.3
Hardness	mg/L	NA	NA	NA	240	240	0.0	240	240
Hydroxide	mg/L	NA	NA	NA	NC	NC	NC	NC	NC
Nitrate (as N)	mg/L	5.2	5.6	NA	5.70	5.55	0.900	3.0	6.6
ortho-Phosphate Phosphorus	mg/L	NA	NA	NA	NC	NC	NC	**0.02**	**0.02**
Perchlorate	mg/L	NA	0.0002	NA	NC	NC	NC	NC	NC
Sulfate	mg/L	21	20	NA	23.0	23.2	2.01	20	27
Sulfide	mg/L	NA	NA	NA	NC	NC	NC	NC	NC
Total Dissolved Solids (TDS)	mg/L	320	400	NA	340	339	35.2	290	400
Total Organic Carbon (TOC)	mg/L	NA	NA	NA	NC	NC	NC	NC	NC
Total Organic Halides (TOX)	mg/L	NA	NA	NA	NC	NC	NC	NC	NC
METALS									
Aluminum	mg/L	NA	NA	NA	NC	NC	NC	NC	NC
Antimony	mg/L	NA	NA	NA	NC	NC	NC	NC	NC
Arsenic	mg/L	NA	NA	NA	NC	NC	NC	**0.0015**	**0.0015**
Barium	mg/L	NA	NA	NA	NC	NC	NC	**0.036**	**0.036**
Beryllium	mg/L	NA	NA	NA	NC	NC	NC	NC	NC
Boron	mg/L	NA	NA	NA	NC	NC	NC	**0.0096**	**0.0096**
Cadmium	mg/L	NA	NA	NA	NC	NC	NC	NC	NC
Calcium	mg/L	78	77	NA	78.0	74.8	12.9	51	91
Chromium-Hexavalent	mg/L	NA	NA	NA	NC	NC	NC	NC	NC
Chromium-Total	mg/L	NA	NA	NA	NC	NC	NC	**0.0077**	**0.0077**
Cobalt	mg/L	NA	NA	NA	NC	NC	NC	**0.00016**	**0.00016**
Copper	mg/L	NA	NA	NA	NC	NC	NC	NC	NC
Iron	mg/L	NA	NA	NA	NC	NC	NC	NC	NC
Lead	mg/L	NA	NA	NA	NC	NC	NC	**0.00019**	**0.00019**
Magnesium	mg/L	11	11	NA	11.0	11.2	1.01	10	13
Manganese	mg/L	NA	NA	NA	NC	NC	NC	**0.00028**	**0.00028**
Mercury	mg/L	NA	NA	NA	NC	NC	NC	NC	NC
Molybdenum	mg/L	NA	NA	NA	NC	NC	NC	NC	NC
Nickel	mg/L	NA	NA	NA	NC	NC	NC	**0.0018**	**0.0018**
Phosphorus	mg/L	NA	NA	NA	NC	NC	NC	**0.04**	**0.04**
Potassium	mg/L	NA	NA	NA	3.00	3.00	0.0	3	3
Selenium	mg/L	NA	NA	NA	NC	NC	NC	**0.0033**	**0.0033**
Silver	mg/L	NA	NA	NA	NC	NC	NC	NC	NC
Sodium	mg/L	15	13	NA	14.0	14.7	2.69	11	20
Thallium	mg/L	NA	NA	NA	NC	NC	NC	NC	NC
Tin	mg/L	NA	NA	NA	NC	NC	NC	NC	NC
Vanadium	mg/L	NA	NA	NA	NC	NC	NC	**0.0039**	**0.0039**
Zinc	mg/L	NA	NA	NA	NC	NC	NC	**0.0022**	**0.0022**
VOLATILE ORGANIC COMPOUNDS									
Benzene	µg/L	0.28	0.28	NA	NC	NC	NC	0.15	**0.28**
Carbon Disulfide	µg/L	0.36	0.36	NA	NC	NC	NC	NC	NC
cis-1,2-Dichloroethene	µg/L	0.34	0.34	NA	NC	NC	NC	0.12	**0.4**
Dichlorodifluoromethane	µg/L	8.3	0.36	NA	7.00	8.86	7.59	0.36	24
Tetrachloroethene	µg/L	4.4	1.7	NA	5.60	5.44	2.69	0.32	11.2
Toluene	µg/L	0.27	0.27	NA	NC	NC	NC	0.12	0.6
Trichloroethene	µg/L	0.25	0.25	NA	NC	NC	NC	0.17	**0.19**
Trichlorofluoromethane	µg/L	**0.77**	0.54	NA	NC	NC	NC	0.25	2.0
SEMI-VOLATILE ORGANIC COMPOUNDS									
bis(2-Ethylhexyl) Phthalate	µg/L	NA	NA	NA	NC	NC	NC	NC	NC
HERBICIDES, PESTICIDES & PCBs: ND									

[EA] (Extended analysis) - Appendix I and Appendix II constituents analyzed. Other monitoring periods analyzed for routine monitoring parameters. Only detected compounds included above.

TABLE 5-29
MID-VALLEY SANITARY LANDFILL
ICAL SUMMARY - MONITORING WELL F-30 (ABAN

ANALYTE	UNITS	Jan 2000	Apr 2000
FIELD PARAMETERS			
Dissolved Oxygen	mg/L	NA	NA
Oxidation-Reduction Potential	mV	NA	NA
pH	units	7.8	7.5
Specific Conductance	µmhos/cm	NA	240
Temperature	C°	17	20
Turbidity	NTU	NA	NA
GENERAL CHEMISTRY			
Alkalinity	mg/L	NA	NA
Anions	meq/L	NA	NA
Bicarbonate	mg/L	NA	NA
Biological Oxygen Demand (BOD)	mg/L	NA	NA
Carbonate	mg/L	NA	NA
Cations	meq/L	NA	NA
Chemical Oxygen Demand (COD)	mg/L	NA	NA
Chloride	mg/L	4	4
Fluoride	mg/L	NA	NA
Hardness	mg/L	NA	NA
Hydroxide	mg/L	NA	NA
Nitrate (as N)	mg/L	5.0	4.4
Perchlorate	mg/L	NA	NA
Phosphate	mg/L	NA	NA
Sulfate	mg/L	24	22
Total Dissolved Solids (TDS)	mg/L	250	260
Total Organic Carbon (TOC)	mg/L	NA	NA
Total Organic Halides (TOX)	mg/L	NA	NA
Total Oxygen Demand (TOD)	mg/L	NA	NA
METALS			
Aluminum	mg/L	NA	NA
Antimony	mg/L	NA	NA
Arsenic	mg/L	NA	NA
Barium	mg/L	NA	NA
Beryllium	mg/L	NA	NA
Boron	mg/L	NA	NA
Cadmium	mg/L	NA	NA
Calcium	mg/L	56	55
Chromium-Hexavalent	mg/L	NA	NA
Chromium-Total	mg/L	NA	NA
Cobalt	mg/L	NA	NA
Copper	mg/L	NA	NA
Iron	mg/L	NA	NA
Lead	mg/L	NA	NA
Magnesium	mg/L	8	8
Manganese	mg/L	NA	NA
Mercury	mg/L	NA	NA
Molybdenum	mg/L	NA	NA
Nickel	mg/L	NA	NA
Phosphorus	mg/L	NA	NA
Potassium	mg/L	NA	NA
Selenium	mg/L	NA	NA
Silver	mg/L	NA	NA
Sodium	mg/L	10	9
Thallium	mg/L	NA	NA
Vanadium	mg/L	NA	NA
Zinc	mg/L	NA	NA
VOLATILE ORGANIC COMPOUNDS			
1,1-Dichloroethene	µg/L	0.19	0.37
Acetone	µg/L	3.9	8.6
Carbon Disulfide	µg/L	0.42	0.44
Chloroform	µg/L	0.24	0.30
cis-1,2-Dichloroethene	µg/L	0.19	0.48
Dichlorodifluoromethane	µg/L	0.24	0.48
Methylene Chloride	µg/L	0.27	0.42
Tetrachloroethene	µg/L	0.6	0.5
Toluene	µg/L	0.14	0.24
Trichloroethene	µg/L	0.17	0.35
Trichlorofluoromethane	µg/L	0.43	**0.19**
SEMI-VOLATILE ORGANIC COMPOUNDS: NA			

EA (Extended analysis) - Appendix I and Appendix II constituents analyzed. Other monitoring periods analyzed for routine monitoring parameters. Only detected compounds included above.

TABLE 5-29 (CONT'D)
MID-VALLEY SANITARY LANDFILL
HISTORICAL SUMMARY - MONITORING WELL F-30 (ABANDONED)

ANALYTE	UNITS	Jul 2000	Oct 2000	Jan 2001	Apr 2001	Jul 2001	Oct 2001	Jan 2002	Apr 2002	Jul 2002	Oct 2002
FIELD PARAMETERS											
Dissolved Oxygen	mg/L	NA	NA	NA	NA	DRY	NA	DRY	DRY	NA	NA
Oxidation-Reduction Potential	mV	NA	NA	NA	NA	DRY	NA	DRY	DRY	NA	NA
pH	units	NA	NA	NA	NA	DRY	NA	DRY	DRY	NA	NA
Specific Conductance	µmhos/cm	NA	NA	NA	NA	DRY	NA	DRY	DRY	NA	NA
Temperature	C°	NA	NA	NA	NA	DRY	NA	DRY	DRY	NA	NA
Turbidity	NTU	NA	NA	NA	NA	DRY	NA	DRY	DRY	NA	NA
GENERAL CHEMISTRY											
Alkalinity	mg/L	NA	NA	NA	NA	DRY	NA	DRY	DRY	NA	NA
Anions	meq/L	NA	NA	NA	NA	DRY	NA	DRY	DRY	NA	NA
Bicarbonate	mg/L	NA	NA	NA	NA	DRY	NA	DRY	DRY	NA	NA
Biological Oxygen Demand (BOD)	mg/L	NA	NA	NA	NA	DRY	NA	DRY	DRY	NA	NA
Carbonate	mg/L	NA	NA	NA	NA	DRY	NA	DRY	DRY	NA	NA
Cations	meq/L	NA	NA	NA	NA	DRY	NA	DRY	DRY	NA	NA
Chemical Oxygen Demand (COD)	mg/L	NA	NA	NA	NA	DRY	NA	DRY	DRY	NA	NA
Chloride	mg/L	NA	NA	NA	NA	DRY	NA	DRY	DRY	NA	NA
Fluoride	mg/L	NA	NA	NA	NA	DRY	NA	DRY	DRY	NA	NA
Hardness	mg/L	NA	NA	NA	NA	DRY	NA	DRY	DRY	NA	NA
Hydroxide	mg/L	NA	NA	NA	NA	DRY	NA	DRY	DRY	NA	NA
Nitrate (as N)	mg/L	NA	NA	NA	NA	DRY	NA	DRY	DRY	NA	NA
Perchlorate	mg/L	NA	NA	NA	NA	DRY	NA	DRY	DRY	NA	NA
Phosphate	mg/L	NA	NA	NA	NA	DRY	NA	DRY	DRY	NA	NA
Sulfate	mg/L	NA	NA	NA	NA	DRY	NA	DRY	DRY	NA	NA
Total Dissolved Solids (TDS)	mg/L	NA	NA	NA	NA	DRY	NA	DRY	DRY	NA	NA
Total Organic Carbon (TOC)	mg/L	NA	NA	NA	NA	DRY	NA	DRY	DRY	NA	NA
Total Organic Halides (TOX)	mg/L	NA	NA	NA	NA	DRY	NA	DRY	DRY	NA	NA
Total Oxygen Demand (TOD)	mg/L	NA	NA	NA	NA	DRY	NA	DRY	DRY	NA	NA
METALS											
Aluminum	mg/L	NA	NA	NA	NA	DRY	NA	DRY	DRY	NA	NA
Antimony	mg/L	NA	NA	NA	NA	DRY	NA	DRY	DRY	NA	NA
Arsenic	mg/L	NA	NA	NA	NA	DRY	NA	DRY	DRY	NA	NA
Barium	mg/L	NA	NA	NA	NA	DRY	NA	DRY	DRY	NA	NA
Beryllium	mg/L	NA	NA	NA	NA	DRY	NA	DRY	DRY	NA	NA
Boron	mg/L	NA	NA	NA	NA	DRY	NA	DRY	DRY	NA	NA
Cadmium	mg/L	NA	NA	NA	NA	DRY	NA	DRY	DRY	NA	NA
Calcium	mg/L	NA	NA	NA	NA	DRY	NA	DRY	DRY	NA	NA
Chromium-Hexavalent	mg/L	NA	NA	NA	NA	DRY	NA	DRY	DRY	NA	NA
Chromium-Total	mg/L	NA	NA	NA	NA	DRY	NA	DRY	DRY	NA	NA
Cobalt	mg/L	NA	NA	NA	NA	DRY	NA	DRY	DRY	NA	NA
Copper	mg/L	NA	NA	NA	NA	DRY	NA	DRY	DRY	NA	NA
Iron	mg/L	NA	NA	NA	NA	DRY	NA	DRY	DRY	NA	NA
Lead	mg/L	NA	NA	NA	NA	DRY	NA	DRY	DRY	NA	NA
Magnesium	mg/L	NA	NA	NA	NA	DRY	NA	DRY	DRY	NA	NA
Manganese	mg/L	NA	NA	NA	NA	DRY	NA	DRY	DRY	NA	NA
Mercury	mg/L	NA	NA	NA	NA	DRY	NA	DRY	DRY	NA	NA
Molybdenum	mg/L	NA	NA	NA	NA	DRY	NA	DRY	DRY	NA	NA
Nickel	mg/L	NA	NA	NA	NA	DRY	NA	DRY	DRY	NA	NA
Phosphorus	mg/L	NA	NA	NA	NA	DRY	NA	DRY	DRY	NA	NA
Potassium	mg/L	NA	NA	NA	NA	DRY	NA	DRY	DRY	NA	NA
Selenium	mg/L	NA	NA	NA	NA	DRY	NA	DRY	DRY	NA	NA
Silver	mg/L	NA	NA	NA	NA	DRY	NA	DRY	DRY	NA	NA
Sodium	mg/L	NA	NA	NA	NA	DRY	NA	DRY	DRY	NA	NA
Thallium	mg/L	NA	NA	NA	NA	DRY	NA	DRY	DRY	NA	NA
Vanadium	mg/L	NA	NA	NA	NA	DRY	NA	DRY	DRY	NA	NA
Zinc	mg/L	NA	NA	NA	NA	DRY	NA	DRY	DRY	NA	NA
VOLATILE ORGANIC COMPOUNDS											
1,1-Dichloroethene	µg/L	NA	NA	NA	NA	DRY	NA	DRY	DRY	NA	NA
Acetone	µg/L	NA	NA	NA	NA	DRY	NA	DRY	DRY	NA	NA
Carbon Disulfide	µg/L	NA	NA	NA	NA	DRY	NA	DRY	DRY	NA	NA
Chloroform	µg/L	NA	NA	NA	NA	DRY	NA	DRY	DRY	NA	NA
cis-1,2-Dichloroethene	µg/L	NA	NA	NA	NA	DRY	NA	DRY	DRY	NA	NA
Dichlorodifluoromethane	µg/L	NA	NA	NA	NA	DRY	NA	DRY	DRY	NA	NA
Methylene Chloride	µg/L	NA	NA	NA	NA	DRY	NA	DRY	DRY	NA	NA
Tetrachloroethene	µg/L	NA	NA	NA	NA	DRY	NA	DRY	DRY	NA	NA
Toluene	µg/L	NA	NA	NA	NA	DRY	NA	DRY	DRY	NA	NA
Trichloroethene	µg/L	NA	NA	NA	NA	DRY	NA	DRY	DRY	NA	NA
Trichlorofluoromethane	µg/L	NA	NA	NA	NA	DRY	NA	DRY	DRY	NA	NA
SEMI-VOLATILE ORGANIC COMPOUNDS: NA											

[EA] (Extended analysis) - Appendix I and Appendix II constituents analyzed. Other monitoring periods analyzed for routine monitoring parameters. Only detected compounds included above.

TABLE 5-29 (CONT'D)
MID-VALLEY SANITARY LANDFILL
HISTORICAL SUMMARY - MONITORING WELL F-30 (ABANDONED)

ANALYTE	UNITS	Jan 2003	Apr 2003	Jul 2003	Oct 2003	Jan 2004	MED.	AVG.	STD. DEV.	MIN.	MAX.
FIELD PARAMETERS											NC
Dissolved Oxygen	mg/L	NA	NA	NA	NA	NA	NC	NC	NC	5.0	5.0
Oxidation-Reduction Potential	mV	NA	NA	NA	NA	NA	NC	NC	NC	NC	NC
pH	units	NA	NA	NA	NA	NA	7.65	7.55	0.332	7.1	7.8
Specific Conductance	µmhos/cm	NA	NA	NA	NA	NA	240	240	0.0	240	240
Temperature	C°	NA	NA	NA	NA	NA	18.5	18.3	2.06	16	20
Turbidity	NTU	NA	NA	NA	NA	NA	NC	NC	NC	NC	NC
GENERAL CHEMISTRY											NC
Alkalinity	mg/L	NA	NA	NA	NA	NA	NC	NC	NC	NC	NC
Anions	meq/L	NA	NA	NA	NA	NA	NC	NC	NC	NC	NC
Bicarbonate	mg/L	NA	NA	NA	NA	NA	NC	NC	NC	NC	NC
Biological Oxygen Demand (BOD)	mg/L	NA	NA	NA	NA	NA	NC	NC	NC	NC	NC
Carbonate	mg/L	NA	NA	NA	NA	NA	NC	NC	NC	NC	NC
Cations	meq/L	NA	NA	NA	NA	NA	NC	NC	NC	NC	NC
Chemical Oxygen Demand (COD)	mg/L	NA	NA	NA	NA	NA	NC	NC	NC	NC	NC
Chloride	mg/L	NA	NA	NA	NA	NA	4.00	5.00	2.00	4	**8.0**
Fluoride	mg/L	NA	NA	NA	NA	NA	NC	NC	NC	NC	NC
Hardness	mg/L	NA	NA	NA	NA	NA	NC	NC	NC	NC	NC
Hydroxide	mg/L	NA	NA	NA	NA	NA	NC	NC	NC	NC	NC
Nitrate (as N)	mg/L	NA	NA	NA	NA	NA	4.70	5.20	2.06	3.3	8.1
Perchlorate	mg/L	NA	NA	NA	NA	NA	NC	NC	NC	NC	NC
Phosphate	mg/L	NA	NA	NA	NA	NA	NC	NC	NC	NC	NC
Sulfate	mg/L	NA	NA	NA	NA	NA	23.0	22.3	2.36	19	24
Total Dissolved Solids (TDS)	mg/L	NA	NA	NA	NA	NA	255	258	32.3	222	300
Total Organic Carbon (TOC)	mg/L	NA	NA	NA	NA	NA	NC	NC	NC	NC	NC
Total Organic Halides (TOX)	mg/L	NA	NA	NA	NA	NA	NC	NC	NC	NC	NC
Total Oxygen Demand (TOD)	mg/L	NA	NA	NA	NA	NA	NC	NC	NC	NC	NC
METALS											NC
Aluminum	mg/L	NA	NA	NA	NA	NA	NC	NC	NC	NC	NC
Antimony	mg/L	NA	NA	NA	NA	NA	NC	NC	NC	NC	NC
Arsenic	mg/L	NA	NA	NA	NA	NA	NC	NC	NC	NC	NC
Barium	mg/L	NA	NA	NA	NA	NA	NC	NC	NC	NC	NC
Beryllium	mg/L	NA	NA	NA	NA	NA	NC	NC	NC	NC	NC
Boron	mg/L	NA	NA	NA	NA	NA	NC	NC	NC	NC	NC
Cadmium	mg/L	NA	NA	NA	NA	NA	NC	NC	NC	NC	NC
Calcium	mg/L	NA	NA	NA	NA	NA	55.5	53.8	10.8	39	65
Chromium-Hexavalent	mg/L	NA	NA	NA	NA	NA	NC	NC	NC	NC	NC
Chromium-Total	mg/L	NA	NA	NA	NA	NA	NC	NC	NC	NC	NC
Cobalt	mg/L	NA	NA	NA	NA	NA	NC	NC	NC	NC	NC
Copper	mg/L	NA	NA	NA	NA	NA	NC	NC	NC	NC	NC
Iron	mg/L	NA	NA	NA	NA	NA	NC	NC	NC	NC	NC
Lead	mg/L	NA	NA	NA	NA	NA	NC	NC	NC	NC	NC
Magnesium	mg/L	NA	NA	NA	NA	NA	8.00	7.85	2.70	4.4	11
Manganese	mg/L	NA	NA	NA	NA	NA	NC	NC	NC	NC	NC
Mercury	mg/L	NA	NA	NA	NA	NA	NC	NC	NC	NC	NC
Molybdenum	mg/L	NA	NA	NA	NA	NA	NC	NC	NC	NC	NC
Nickel	mg/L	NA	NA	NA	NA	NA	NC	NC	NC	NC	NC
Phosphorus	mg/L	NA	NA	NA	NA	NA	NC	NC	NC	NC	NC
Potassium	mg/L	NA	NA	NA	NA	NA	NC	NC	NC	NC	NC
Selenium	mg/L	NA	NA	NA	NA	NA	NC	NC	NC	NC	NC
Silver	mg/L	NA	NA	NA	NA	NA	NC	NC	NC	NC	NC
Sodium	mg/L	NA	NA	NA	NA	NA	9.50	10.3	2.60	8.1	14
Thallium	mg/L	NA	NA	NA	NA	NA	NC	NC	NC	NC	NC
Vanadium	mg/L	NA	NA	NA	NA	NA	NC	NC	NC	NC	NC
Zinc	mg/L	NA	NA	NA	NA	NA	NC	NC	NC	NC	NC
VOLATILE ORGANIC COMPOUNDS											NC
1,1-Dichloroethene	µg/L	NA	NA	NA	NA	NA	0.280	0.290	0.130	0.17	**0.43**
Acetone	µg/L	NA	NA	NA	NA	NA	NC	NC	NC	3.9	24
Carbon Disulfide	µg/L	NA	NA	NA	NA	NA	NC	NC	NC	0.42	0.6
Chloroform	µg/L	NA	NA	NA	NA	NA	NC	NC	NC	**0.17**	**0.18**
cis-1,2-Dichloroethene	µg/L	NA	NA	NA	NA	NA	NC	NC	NC	0.12	1.2
Dichlorodifluoromethane	µg/L	NA	NA	NA	NA	NA	NC	NC	NC	0.22	4.8
Methylene Chloride	µg/L	NA	NA	NA	NA	NA	NC	NC	NC	0.21	**0.8**
Tetrachloroethene	µg/L	NA	NA	NA	NA	NA	0.550	2.18	3.28	0.5	7.1
Toluene	µg/L	NA	NA	NA	NA	NA	NC	NC	NC	0.12	**0.14**
Trichloroethene	µg/L	NA	NA	NA	NA	NA	NC	NC	NC	0.17	0.92
Trichlorofluoromethane	µg/L	NA	NA	NA	NA	NA	0.310	0.628	0.724	**0.19**	1.7
SEMI-VOLATILE ORGANIC COMPOUNDS: NA											NC

[EA] (Extended analysis) - Appendix I and Appendix II constituents analyzed. Other monitoring periods analyzed for routine monitoring parameters. Only detected compounds included above.

TABLE 5-30
MID-VALLEY SANITARY LANDFILL
ıL SUMMARY - MONITORING WELL F-31 (AB

ANALYTE	UNITS	Feb 2000
FIELD PARAMETERS		
Dissolved Oxygen	mg/L	NA
Oxidation-Reduction Potential	mV	NA
pH	units	7.3
Specific Conductance	µmhos/cm	NA
Temperature	C°	17
Turbidity	NTU	NA
GENERAL CHEMISTRY		
Alkalinity	mg/L	NA
Anions	meq/L	NA
Bicarbonate	mg/L	NA
Carbonate	mg/L	NA
Cations	meq/L	NA
Chemical Oxygen Demand (COD)	mg/L	NA
Chloride	mg/L	3
Cyanide	mg/L	NA
Fluoride	mg/L	NA
Hardness	mg/L	NA
Hydroxide	mg/L	NA
Nitrate (as N)	mg/L	2.3
ortho-Phosphate Phosphorus	mg/L	NA
Perchlorate	mg/L	NA
Sulfate	mg/L	21
Sulfide	mg/L	NA
Total Dissolved Solids (TDS)	mg/L	230
Total Organic Carbon (TOC)	mg/L	NA
Total Organic Halides (TOX)	mg/L	NA
METALS		
Aluminum	mg/L	NA
Antimony	mg/L	NA
Arsenic	mg/L	NA
Barium	mg/L	NA
Beryllium	mg/L	NA
Boron	mg/L	NA
Cadmium	mg/L	NA
Calcium	mg/L	54
Chromium-Hexavalent	mg/L	NA
Chromium-Total	mg/L	NA
Cobalt	mg/L	NA
Copper	mg/L	NA
Iron	mg/L	NA
Lead	mg/L	NA
Magnesium	mg/L	7
Manganese	mg/L	NA
Mercury	mg/L	NA
Molybdenum	mg/L	NA
Nickel	mg/L	NA
Phosphorus	mg/L	NA
Potassium	mg/L	NA
Selenium	mg/L	NA
Silver	mg/L	NA
Sodium	mg/L	10
Thallium	mg/L	NA
Tin	mg/L	NA
Vanadium	mg/L	NA
Zinc	mg/L	NA
VOLATILE ORGANIC COMPOUNDS		
Acetone	µg/L	36(5)
Dichlorodifluoromethane	µg/L	2.6
Tetrachloroethene	µg/L	4.4
Toluene	µg/L	0.14
Trichlorofluoromethane	µg/L	**1.3**
SEMI-VOLATILE ORGANIC COMPOUNDS: ND		
HERBICIDES, PESTICIDES & PCBs: ND		

EA (Extended analysis) - Appendix I and Appendix II constituents analyzed. Other monitoring periods analyzed for routine monitoring parameters. Only detected compounds

TABLE 5-30 (CONT'D)
MID-VALLEY SANITARY LANDFILL
HISTORICAL SUMMARY - MONITORING WELL F-31 (ABANDONED)

ANALYTE	UNITS	Apr 2000	Jul 2000	Oct[EA] 2000	Jan 2001	Apr 2001	Jul 2001	Oct 2001	Jan 2002
FIELD PARAMETERS									
Dissolved Oxygen	mg/L	NA	6.0	7.1	5.7	NA	NA	NA	DRY
Oxidation-Reduction Potential	mV	NA	NA	NA	NA	NA	NA	NA	DRY
pH	units	7.2	7.4	7.5	7.1	NA	NA	NA	DRY
Specific Conductance	µmhos/cm	210	300	370	310	NA	NA	NA	DRY
Temperature	C°	18	22	19	18	NA	NA	NA	DRY
Turbidity	NTU	0	0	1	0	NA	NA	NA	DRY
GENERAL CHEMISTRY									
Alkalinity	mg/L	NA	NA	150	NA	NA	NA	NA	DRY
Anions	meq/L	NA	NA	3.70	NA	NA	NA	NA	DRY
Bicarbonate	mg/L	NA	NA	180	NA	NA	NA	NA	DRY
Carbonate	mg/L	NA	NA	2	NA	NA	NA	NA	DRY
Cations	meq/L	NA	NA	3.80	NA	NA	NA	NA	DRY
Chemical Oxygen Demand (COD)	mg/L	NA	NA	4	NA	NA	NA	NA	DRY
Chloride	mg/L	3	3	3	3	NA	NA	NA	DRY
Cyanide	mg/L	NA	NA	0.006	NA	NA	NA	NA	DRY
Fluoride	mg/L	NA	NA	0.4	NA	NA	NA	NA	DRY
Hardness	mg/L	NA	NA	160	NA	NA	NA	NA	DRY
Hydroxide	mg/L	NA	NA	2	NA	NA	NA	NA	DRY
Nitrate (as N)	mg/L	2.3	2.7	2.2	2.4	NA	NA	NA	DRY
ortho-Phosphate Phosphorus	mg/L	NA	NA	**0.017**	NA	NA	NA	NA	DRY
Perchlorate	mg/L	NA	NA	NA	NA	NA	NA	NA	DRY
Sulfate	mg/L	20	22	21	21	NA	NA	NA	DRY
Sulfide	mg/L	NA	NA	0.2	NA	NA	NA	NA	DRY
Total Dissolved Solids (TDS)	mg/L	240	240	250	210	NA	NA	NA	DRY
Total Organic Carbon (TOC)	mg/L	NA	NA	0.090	NA	NA	NA	NA	DRY
Total Organic Halides (TOX)	mg/L	NA	NA	0.005	NA	NA	NA	NA	DRY
METALS									
Aluminum	mg/L	NA	NA	NA	NA	NA	NA	NA	DRY
Antimony	mg/L	NA	NA	0.0001	NA	NA	NA	NA	DRY
Arsenic	mg/L	NA	NA	0.002	NA	NA	NA	NA	DRY
Barium	mg/L	NA	NA	**0.020**	NA	NA	NA	NA	DRY
Beryllium	mg/L	NA	NA	0.0004	NA	NA	NA	NA	DRY
Boron	mg/L	NA	NA	**0.0061**	NA	NA	NA	NA	DRY
Cadmium	mg/L	NA	NA	0.0001	NA	NA	NA	NA	DRY
Calcium	mg/L	49	57	51	51	NA	NA	NA	DRY
Chromium-Hexavalent	mg/L	NA	NA	NA	NA	NA	NA	NA	DRY
Chromium-Total	mg/L	NA	NA	**0.0071**	NA	NA	NA	NA	DRY
Cobalt	mg/L	NA	NA	0.0001	NA	NA	NA	NA	DRY
Copper	mg/L	NA	NA	0.0002	NA	NA	NA	NA	DRY
Iron	mg/L	NA	NA	0.010	NA	NA	NA	NA	DRY
Lead	mg/L	NA	NA	0.0001	NA	NA	NA	NA	DRY
Magnesium	mg/L	8	9	8	8	NA	NA	NA	DRY
Manganese	mg/L	NA	NA	**0.00064**	NA	NA	NA	NA	DRY
Mercury	mg/L	NA	NA	0.00043	NA	NA	NA	NA	DRY
Molybdenum	mg/L	NA	NA	NA	NA	NA	NA	NA	DRY
Nickel	mg/L	NA	NA	**0.00094**	NA	NA	NA	NA	DRY
Phosphorus	mg/L	NA	NA	**0.023**	NA	NA	NA	NA	DRY
Potassium	mg/L	NA	NA	3	NA	NA	NA	NA	DRY
Selenium	mg/L	NA	NA	0.0009	NA	NA	NA	NA	DRY
Silver	mg/L	NA	NA	0.0001	NA	NA	NA	NA	DRY
Sodium	mg/L	9	11	12	14	NA	NA	NA	DRY
Thallium	mg/L	NA	NA	0.00006	NA	NA	NA	NA	DRY
Tin	mg/L	NA	NA	0.00008	NA	NA	NA	NA	DRY
Vanadium	mg/L	NA	NA	**0.004**	NA	NA	NA	NA	DRY
Zinc	mg/L	NA	NA	0.002	NA	NA	NA	NA	DRY
VOLATILE ORGANIC COMPOUNDS									
Acetone	µg/L	**8.9**	4.2	4.2	4.2	NA	NA	NA	DRY
Dichlorodifluoromethane	µg/L	1.8	0.22	0.22	0.8	NA	NA	NA	DRY
Tetrachloroethene	µg/L	2.7	**0.36**	0.9	4.2	NA	NA	NA	DRY
Toluene	µg/L	0.24	0.22	0.22	0.22	NA	NA	NA	DRY
Trichlorofluoromethane	µg/L	**0.70**	0.23	0.23	0.23	NA	NA	NA	DRY
SEMI-VOLATILE ORGANIC COMPOUNDS: ND									
HERBICIDES, PESTICIDES & PCBs: ND									

[EA] (Extended analysis) - Appendix I and Appendix II constituents analyzed. Other monitoring periods analyzed for routine monitoring parameters. Only detected compounds included above.

TABLE 5-30 (CONT'D)
MID-VALLEY SANITARY LANDFILL
HISTORICAL SUMMARY - MONITORING WELL F-31 (ABANDONED)

ANALYTE	UNITS	Apr 2002	Jul 2002	Oct 2002	MED.	AVG.	STD. DEV.	MIN.	MAX.
FIELD PARAMETERS									
Dissolved Oxygen	mg/L	DRY	NA	NA	6.00	6.32	0.722	5.7	7.1
Oxidation-Reduction Potential	mV	DRY	NA	NA	NC	NC	NC	NC	NC
pH	units	DRY	NA	NA	7.25	7.22	0.248	6.8	7.5
Specific Conductance	µmhos/cm	DRY	NA	NA	305	295	72.0	210	370
Temperature	C°	DRY	NA	NA	18.0	18.9	2.34	16	22
Turbidity	NTU	DRY	NA	NA	0.0	0.333	0.516	0	1
GENERAL CHEMISTRY									
Alkalinity	mg/L	DRY	NA	NA	150	150	0.0	150	150
Anions	meq/L	DRY	NA	NA	3.70	3.70	5E-16	3.70	3.70
Bicarbonate	mg/L	DRY	NA	NA	180	180	0.0	180	180
Carbonate	mg/L	DRY	NA	NA	NC	NC	NC	NC	NC
Cations	meq/L	DRY	NA	NA	3.80	3.80	5E-16	3.80	3.80
Chemical Oxygen Demand (COD)	mg/L	DRY	NA	NA	NC	NC	NC	NC	NC
Chloride	mg/L	DRY	NA	NA	3.00	3.43	1.13	3	**6.0**
Cyanide	mg/L	DRY	NA	NA	NC	NC	NC	NC	NC
Fluoride	mg/L	DRY	NA	NA	0.400	0.400	7E-17	0.4	0.4
Hardness	mg/L	DRY	NA	NA	160	160	0.0	160	160
Hydroxide	mg/L	DRY	NA	NA	NC	NC	NC	NC	NC
Nitrate (as N)	mg/L	DRY	NA	NA	2.30	2.29	0.801	0.73	3.4
ortho-Phosphate Phosphorus	mg/L	DRY	NA	NA	NC	NC	NC	**0.017**	**0.017**
Perchlorate	mg/L	DRY	NA	NA	NC	NC	NC	NC	NC
Sulfate	mg/L	DRY	NA	NA	21.0	21.4	1.72	20	25
Sulfide	mg/L	DRY	NA	NA	NC	NC	NC	NC	NC
Total Dissolved Solids (TDS)	mg/L	DRY	NA	NA	240	232	18.7	203	250
Total Organic Carbon (TOC)	mg/L	DRY	NA	NA	NC	NC	NC	NC	NC
Total Organic Halides (TOX)	mg/L	DRY	NA	NA	NC	NC	NC	NC	NC
METALS									
Aluminum	mg/L	DRY	NA	NA	NC	NC	NC	NC	NC
Antimony	mg/L	DRY	NA	NA	NC	NC	NC	NC	NC
Arsenic	mg/L	DRY	NA	NA	0.00200	0.00200	0.0	0.002	0.002
Barium	mg/L	DRY	NA	NA	NC	NC	NC	**0.020**	**0.020**
Beryllium	mg/L	DRY	NA	NA	NC	NC	NC	NC	NC
Boron	mg/L	DRY	NA	NA	NC	NC	NC	**0.0061**	**0.0061**
Cadmium	mg/L	DRY	NA	NA	NC	NC	NC	NC	NC
Calcium	mg/L	DRY	NA	NA	51.0	56.0	11.4	49	81
Chromium-Hexavalent	mg/L	DRY	NA	NA	NC	NC	NC	NC	NC
Chromium-Total	mg/L	DRY	NA	NA	NC	NC	NC	**0.0071**	**0.0071**
Cobalt	mg/L	DRY	NA	NA	NC	NC	NC	NC	NC
Copper	mg/L	DRY	NA	NA	NC	NC	NC	NC	NC
Iron	mg/L	DRY	NA	NA	NC	NC	NC	NC	NC
Lead	mg/L	DRY	NA	NA	NC	NC	NC	NC	NC
Magnesium	mg/L	DRY	NA	NA	8.00	8.14	1.07	7	10
Manganese	mg/L	DRY	NA	NA	NC	NC	NC	**0.00064**	**0.00064**
Mercury	mg/L	DRY	NA	NA	NC	NC	NC	NC	NC
Molybdenum	mg/L	DRY	NA	NA	NC	NC	NC	NC	NC
Nickel	mg/L	DRY	NA	NA	NC	NC	NC	**0.00094**	**0.00094**
Phosphorus	mg/L	DRY	NA	NA	NC	NC	NC	**0.023**	**0.023**
Potassium	mg/L	DRY	NA	NA	3.00	3.00	0.0	3	3
Selenium	mg/L	DRY	NA	NA	NC	NC	NC	NC	NC
Silver	mg/L	DRY	NA	NA	NC	NC	NC	NC	NC
Sodium	mg/L	DRY	NA	NA	11.0	12.0	3.56	9	19
Thallium	mg/L	DRY	NA	NA	NC	NC	NC	NC	NC
Tin	mg/L	DRY	NA	NA	NC	NC	NC	NC	NC
Vanadium	mg/L	DRY	NA	NA	NC	NC	NC	**0.004**	**0.004**
Zinc	mg/L	DRY	NA	NA	NC	NC	NC	NC	NC
VOLATILE ORGANIC COMPOUNDS									
Acetone	µg/L	DRY	NA	NA	4.20	7.95	7.14	4.2	22
Dichlorodifluoromethane	µg/L	DRY	NA	NA	0.800	1.25	1.17	0.22	2.9
Tetrachloroethene	µg/L	DRY	NA	NA	2.70	2.65	2.15	**0.36**	5.6
Toluene	µg/L	DRY	NA	NA	NC	NC	NC	0.12	**0.16**
Trichlorofluoromethane	µg/L	DRY	NA	NA	NC	NC	NC	0.23	**1.3**
SEMI-VOLATILE ORGANIC COMPOUNDS: ND									
HERBICIDES, PESTICIDES & PCBs: ND									

[EA] (Extended analysis) - Appendix I and Appendix II constituents analyzed. Other monitoring periods analyzed for routine monitoring parameters. Only detected compounds included above.

TABLE 5-31
MID-VALLEY SANITARY LANDFILL
HISTORICAL SUMMARY - MONITORING WELL F-32

ANALYTE	UNITS	Feb 2000	Apr 2000	Jul 2000
FIELD PARAMETERS				
Dissolved Oxygen	mg/L	NA	NA	6.2
Oxidation-Reduction Potential	mV	NA	NA	NA
pH	units	10.7	11.3	8.8
Specific Conductance	µmhos/cm	NA	340	300
Temperature	C°	17	18	22
Turbidity	NTU	NA	NA	0
GENERAL CHEMISTRY				
Alkalinity	mg/L	NA	NA	NA
Anions	meq/L	NA	NA	NA
Bicarbonate	mg/L	NA	NA	NA
Carbonate	mg/L	NA	NA	NA
Cations	meq/L	NA	NA	NA
Chemical Oxygen Demand (COD)	mg/L	NA	NA	NA
Chloride	mg/L	6	4	5
Cyanide	mg/L	NA	NA	NA
Fluoride	mg/L	NA	NA	NA
Hardness	mg/L	NA	NA	NA
Hydroxide	mg/L	NA	NA	NA
Nitrate (as N)	mg/L	2.7	2.7	3.3
ortho-Phosphate Phosphorus	mg/L	NA	NA	NA
Perchlorate	mg/L	NA	NA	NA
Phenols, Total	mg/L	NA	NA	NA
Sulfate	mg/L	18	17	20
Sulfide	mg/L	NA	NA	NA
Total Dissolved Solids (TDS)	mg/L	270	310	250
Total Organic Carbon (TOC)	mg/L	NA	NA	NA
Total Organic Halides (TOX)	mg/L	NA	NA	NA
METALS				
Aluminum	mg/L	NA	NA	NA
Antimony	mg/L	NA	NA	NA
Arsenic	mg/L	NA	NA	NA
Barium	mg/L	NA	NA	NA
Beryllium	mg/L	NA	NA	NA
Boron	mg/L	NA	NA	NA
Cadmium	mg/L	NA	NA	NA
Calcium	mg/L	3	2	50
Chromium-Hexavalent	mg/L	NA	NA	NA
Chromium-Total	mg/L	NA	NA	NA
Cobalt	mg/L	NA	NA	NA
Copper	mg/L	NA	NA	NA
Iron	mg/L	NA	NA	NA
Lead	mg/L	NA	NA	NA
Magnesium	mg/L	2	2	8
Manganese	mg/L	NA	NA	NA
Mercury	mg/L	NA	NA	NA
Molybdenum	mg/L	NA	NA	NA
Nickel	mg/L	NA	NA	NA
Phosphorus	mg/L	NA	NA	NA
Potassium	mg/L	NA	NA	NA
Selenium	mg/L	NA	NA	NA
Silver	mg/L	NA	NA	NA
Sodium	mg/L	80	73	24
Thallium	mg/L	NA	NA	NA
Tin	mg/L	NA	NA	NA
Vanadium	mg/L	NA	NA	NA
Zinc	mg/L	NA	NA	NA
VOLATILE ORGANIC COMPOUNDS				
1,1-Dichloroethane	µg/L	0.31	0.39	0.35
Acetone	µg/L	3.9	8.6	4.2
Carbon Disulfide	µg/L	0.42	0.44	0.26
Chloroform	µg/L	0.24	0.30	0.28
cis-1,2-Dichloroethene	µg/L	0.19	0.48	0.7
Dichlorodifluoromethane	µg/L	2.9	3.1	9.2
Methylene Chloride	µg/L	**0.31**	0.42	0.27
Styrene	µg/L	0.10	0.31	0.17
Tetrachloroethene	µg/L	3.4	3.3	3.4
Toluene	µg/L	0.14	0.24	0.22
Trichloroethene	µg/L	0.17	0.35	0.27
Trichlorofluoromethane	µg/L	**0.92**	**0.89**	**1.7**
SEMI-VOLATILE ORGANIC COMPOUNDS				
bis(2-Ethylhexyl) Phthalate	µg/L	NA	NA	NA
HERBICIDES, PESTICIDES & PCBs: ND				

[EA] (Extended analysis) - Appendix I and Appendix II constituents analyzed. Other monitoring periods analyzed for routine monitoring parameters. Only detected compounds included above.

TABLE 5-31 (CONT'D)
MID-VALLEY SANITARY LANDFILL
HISTORICAL SUMMARY - MONITORING WELL F-32

ANALYTE	UNITS	Oct[EA] 2000	Jan 2001	Apr 2001	Jul 2001	Oct 2001	Jan 2002	Apr 2002	Jul 2002	Oct 2002	Jan 2003
FIELD PARAMETERS											
Dissolved Oxygen	mg/L	5.9	NA	NA	6.2	6.4	6.5	6.8	8.2	8.1	7.6
Oxidation-Reduction Potential	mV	NA	NA	NA	NA	NA	NA	NA	NA	NA	NA
pH	units	8.0	NA	NA	7.5	7.6	7.2	7.8	7.6	7.5	7.5
Specific Conductance	µmhos/cm	400	NA	NA	370	370	370	430	360	410	370
Temperature	C°	21	NA	NA	21	19	18	18.3	19.4	19.2	19.3
Turbidity	NTU	0	NA	NA	0	0	0	0	0	0	0
GENERAL CHEMISTRY											
Alkalinity	mg/L	170	NA	NA	NA	NA	NA	NA	NA	NA	NA
Anions	meq/L	4.10	NA	NA	NA	NA	NA	NA	NA	NA	NA
Bicarbonate	mg/L	210	NA	NA	NA	NA	NA	NA	NA	NA	NA
Carbonate	mg/L	2	NA	NA	NA	NA	NA	NA	NA	NA	NA
Cations	meq/L	4.00	NA	NA	NA	NA	NA	NA	NA	NA	NA
Chemical Oxygen Demand (COD)	mg/L	**5**	NA	NA	NA	NA	NA	NA	NA	NA	NA
Chloride	mg/L	5	NA	NA	4	5	4	5.1	3.6	3.7	3.9
Cyanide	mg/L	0.006	NA	NA	NA	NA	NA	NA	NA	NA	NA
Fluoride	mg/L	0.3	NA	NA	NA	NA	NA	NA	NA	NA	NA
Hardness	mg/L	170	NA	NA	NA	NA	NA	NA	NA	NA	NA
Hydroxide	mg/L	2	NA	NA	NA	NA	NA	NA	NA	NA	NA
Nitrate (as N)	mg/L	2.5	NA	NA	2.6	2.9	2.5	2.4	2.6	2.5	2.4
ortho-Phosphate Phosphorus	mg/L	**0.02**	NA	NA	NA	NA	NA	NA	NA	NA	NA
Perchlorate	mg/L	NA	NA	NA	NA	NA	NA	NA	0.0002	0.00040	0.00040
Phenols, Total	mg/L	NA	NA	NA	NA	NA	NA	NA	NA	NA	NA
Sulfate	mg/L	19	NA	NA	19	18	18	17	16	17	16
Sulfide	mg/L	0.2	NA	NA	NA	NA	NA	NA	NA	NA	NA
Total Dissolved Solids (TDS)	mg/L	270	NA	NA	220	270	240	250	260	220	270
Total Organic Carbon (TOC)	mg/L	0.090	NA	NA	NA	NA	NA	NA	NA	NA	NA
Total Organic Halides (TOX)	mg/L	0.005	NA	NA	NA	NA	NA	NA	NA	NA	NA
METALS											
Aluminum	mg/L	NA	NA	NA	NA	NA	NA	NA	NA	NA	NA
Antimony	mg/L	0.0001	NA	NA	NA	NA	NA	NA	NA	NA	NA
Arsenic	mg/L	**0.0019**	NA	NA	NA	NA	NA	NA	NA	NA	NA
Barium	mg/L	**0.026**	NA	NA	NA	NA	NA	NA	NA	NA	NA
Beryllium	mg/L	0.0004	NA	NA	NA	NA	NA	NA	NA	NA	NA
Boron	mg/L	**0.0072**	NA	NA	NA	NA	NA	NA	NA	NA	NA
Cadmium	mg/L	0.0001	NA	NA	NA	NA	NA	NA	NA	NA	NA
Calcium	mg/L	57	NA	NA	60	62	62	61	58	60	63
Chromium-Hexavalent	mg/L	NA	NA	NA	NA	NA	NA	NA	NA	NA	NA
Chromium-Total	mg/L	**0.0052**	NA	NA	NA	NA	NA	NA	NA	NA	NA
Cobalt	mg/L	**0.00013**	NA	NA	NA	NA	NA	NA	NA	NA	NA
Copper	mg/L	0.0002	NA	NA	NA	NA	NA	NA	NA	NA	NA
Iron	mg/L	0.010	NA	NA	NA	NA	NA	NA	NA	NA	NA
Lead	mg/L	**0.00016**	NA	NA	NA	NA	NA	NA	NA	NA	NA
Magnesium	mg/L	8	NA	NA	8	8	8	7.9	7.7	7.9	7.8
Manganese	mg/L	**0.00021**	NA	NA	NA	NA	NA	NA	NA	NA	NA
Mercury	mg/L	0.00043	NA	NA	NA	NA	NA	NA	NA	NA	NA
Molybdenum	mg/L	NA	NA	NA	NA	NA	NA	NA	NA	NA	NA
Nickel	mg/L	**0.0014**	NA	NA	NA	NA	NA	NA	NA	NA	NA
Phosphorus	mg/L	**0.02**	NA	NA	NA	NA	NA	NA	NA	NA	NA
Potassium	mg/L	3	NA	NA	NA	NA	NA	NA	NA	NA	NA
Selenium	mg/L	**0.0025**	NA	NA	NA	NA	NA	NA	NA	NA	NA
Silver	mg/L	0.0001	NA	NA	NA	NA	NA	NA	NA	NA	NA
Sodium	mg/L	10	NA	NA	10	10	11	10	10	10	9.8
Thallium	mg/L	0.00006	NA	NA	NA	NA	NA	NA	NA	NA	NA
Tin	mg/L	0.00008	NA	NA	NA	NA	NA	NA	NA	NA	NA
Vanadium	mg/L	**0.0038**	NA	NA	NA	NA	NA	NA	NA	NA	NA
Zinc	mg/L	**0.0020**	NA	NA	NA	NA	NA	NA	NA	NA	NA
VOLATILE ORGANIC COMPOUNDS											
1,1-Dichloroethane	µg/L	0.35	NA	NA	0.35	0.35	0.35	0.20	0.20	0.098	0.098
Acetone	µg/L	4.2	NA	NA	4.2	4.2	4.2	1.5	1.5	1.2	1.2
Carbon Disulfide	µg/L	0.26	NA	NA	0.26	**0.28**[(5)]	0.26	0.36	0.36	0.36	0.36
Chloroform	µg/L	0.28	NA	NA	0.28	**0.35**	0.28	0.36	**0.41**	0.17	0.17
cis-1,2-Dichloroethene	µg/L	1.2	NA	NA	0.18	**0.34**	0.18	0.50	0.34	0.53	**0.29**
Dichlorodifluoromethane	µg/L	5.2	NA	NA	5.8	26	6.5	7.6	3.9	1.8	2.2
Methylene Chloride	µg/L	0.27	NA	NA	0.27	0.27	0.27	0.52	0.52	0.15	0.15
Styrene	µg/L	0.17	NA	NA	0.17	0.17	0.17	0.19	0.19	0.22	0.22
Tetrachloroethene	µg/L	2.6	NA	NA	2.3	2.7	3.7	3.4	3.8	3.8	4.3
Toluene	µg/L	0.22	NA	NA	0.22	0.22	0.22	0.27	0.27	0.22	0.22
Trichloroethene	µg/L	**0.41**	NA	NA	0.27	0.27	0.27	**0.26**	0.25	0.50	0.50
Trichlorofluoromethane	µg/L	**1.4**	NA	NA	**1.1**	**2.1**	**1.3**	**1.1**	**0.91**	**0.56**	**0.75**
SEMI-VOLATILE ORGANIC COMPOUNDS											
bis(2-Ethylhexyl) Phthalate	µg/L	**3.1**[(5)]	NA	NA	NA	NA	NA	NA	NA	NA	NA
HERBICIDES, PESTICIDES & PCBs: ND											

[EA] (Extended analysis) - Appendix I and Appendix II constituents analyzed. Other monitoring periods analyzed for routine monitoring parameters. Only detected compounds included above.

TABLE 5-31 (CONT'D)
MID-VALLEY SANITARY LANDFILL
HISTORICAL SUMMARY - MONITORING WELL F-32

ANALYTE	UNITS	Apr 2003	Jul 2003	Oct 2003	Jan 2004	Apr 2004	Jul 2004	Oct 2004	Jan 2005	Apr 2005	Jul 2005
FIELD PARAMETERS											
Dissolved Oxygen	mg/L	7.1	7.3	7.1	7.0	6.0	3.6	6.6	8.9	NA	NA
Oxidation-Reduction Potential	mV	NA	NA	NA	NA	NA	NA	NA	NA	NA	NA
pH	units	7.2	7.3	7.4	7.3	7.4	7.0	7.5	7.4	NA	8.0
Specific Conductance	µmhos/cm	410	450	430	410	400	530	420	370	NA	260
Temperature	C°	19	19.8	20.7	21	22	24	23	18.9	NA	19
Turbidity	NTU	0	0	0	0	10	0	0	0	NA	NA
GENERAL CHEMISTRY											
Alkalinity	mg/L	NA	NA	NA	NA	NA	NA	NA	NA	NA	NA
Anions	meq/L	NA	NA	NA	NA	NA	NA	NA	NA	NA	NA
Bicarbonate	mg/L	NA	NA	NA	NA	NA	NA	NA	NA	NA	NA
Carbonate	mg/L	NA	NA	NA	NA	NA	NA	NA	NA	NA	NA
Cations	meq/L	NA	NA	NA	NA	NA	NA	NA	NA	NA	NA
Chemical Oxygen Demand (COD)	mg/L	NA	NA	NA	NA	NA	NA	NA	NA	NA	NA
Chloride	mg/L	3.5	3.4	3.4	3.8	3.9	4.1	5.7	3.8	NA	3.5
Cyanide	mg/L	NA	NA	NA	NA	NA	NA	NA	NA	NA	NA
Fluoride	mg/L	NA	NA	NA	NA	NA	NA	NA	NA	NA	NA
Hardness	mg/L	NA	NA	NA	NA	NA	NA	NA	NA	NA	NA
Hydroxide	mg/L	NA	NA	NA	NA	NA	NA	NA	NA	NA	NA
Nitrate (as N)	mg/L	2.3	2.45	2.52	2.55	2.43	2.54	2.48	2.39	NA	2.2
ortho-Phosphate Phosphorus	mg/L	NA	NA	NA	NA	NA	NA	NA	NA	NA	NA
Perchlorate	mg/L	0.00028	0.00030	0.00030	0.00030	0.00011	0.00011	0.00011	0.00011	NA	0.00011
Phenols, Total	mg/L	NA	NA	NA	NA	NA	NA	NA	NA	NA	**0.0053**
Sulfate	mg/L	16	16	17	17	18	18	19	17	NA	18
Sulfide	mg/L	NA	NA	NA	NA	NA	NA	NA	NA	NA	NA
Total Dissolved Solids (TDS)	mg/L	250	318	246	264	230	296	250	268	NA	200
Total Organic Carbon (TOC)	mg/L	NA	NA	NA	NA	NA	NA	NA	NA	NA	NA
Total Organic Halides (TOX)	mg/L	NA	NA	NA	NA	NA	NA	NA	NA	NA	NA
METALS											
Aluminum	mg/L	NA	NA	NA	NA	NA	NA	NA	NA	NA	NA
Antimony	mg/L	NA	NA	NA	NA	NA	NA	NA	NA	NA	NA
Arsenic	mg/L	NA	NA	NA	NA	NA	NA	NA	NA	NA	NA
Barium	mg/L	NA	NA	NA	NA	NA	NA	NA	NA	NA	NA
Beryllium	mg/L	NA	NA	NA	NA	NA	NA	NA	NA	NA	NA
Boron	mg/L	NA	NA	NA	NA	NA	NA	NA	NA	NA	NA
Cadmium	mg/L	NA	NA	NA	NA	NA	NA	NA	NA	NA	NA
Calcium	mg/L	60	61	62	61	63	63	64	61	NA	41
Chromium-Hexavalent	mg/L	NA	NA	NA	NA	NA	NA	NA	NA	NA	NA
Chromium-Total	mg/L	NA	NA	NA	NA	NA	NA	NA	NA	NA	NA
Cobalt	mg/L	NA	NA	NA	NA	NA	NA	NA	NA	NA	NA
Copper	mg/L	NA	NA	NA	NA	NA	NA	NA	NA	NA	NA
Iron	mg/L	NA	NA	NA	NA	NA	NA	NA	NA	NA	NA
Lead	mg/L	NA	NA	NA	NA	NA	NA	NA	NA	NA	NA
Magnesium	mg/L	8.1	8	8.5	8.3	8.8	8.5	8.7	8.5	NA	5.5
Manganese	mg/L	NA	NA	NA	NA	NA	NA	NA	NA	NA	NA
Mercury	mg/L	NA	NA	NA	NA	NA	NA	NA	NA	NA	NA
Molybdenum	mg/L	NA	NA	NA	NA	NA	NA	NA	NA	NA	NA
Nickel	mg/L	NA	NA	NA	NA	NA	NA	NA	NA	NA	NA
Phosphorus	mg/L	NA	NA	NA	NA	NA	NA	NA	NA	NA	NA
Potassium	mg/L	NA	NA	NA	NA	NA	NA	NA	NA	NA	NA
Selenium	mg/L	NA	NA	NA	NA	NA	NA	NA	NA	NA	NA
Silver	mg/L	NA	NA	NA	NA	NA	NA	NA	NA	NA	NA
Sodium	mg/L	9.9	10	11	10	11	10	11	11	NA	9.2
Thallium	mg/L	NA	NA	NA	NA	NA	NA	NA	NA	NA	NA
Tin	mg/L	NA	NA	NA	NA	NA	NA	NA	NA	NA	NA
Vanadium	mg/L	NA	NA	NA	NA	NA	NA	NA	NA	NA	NA
Zinc	mg/L	NA	NA	NA	NA	NA	NA	NA	NA	NA	NA
VOLATILE ORGANIC COMPOUNDS											
1,1-Dichloroethane	µg/L	**0.12**	**0.13**	0.061	**0.17**	**0.16**	**0.18**	**0.19**	**0.090**	NA	0.17
Acetone	µg/L	1.2	1.9	3.3	6.2	3.3	3.3	3.3	3.0	NA	6.2
Carbon Disulfide	µg/L	0.36	0.28	0.23	0.37	0.23	0.23	0.23	0.20	NA	0.38
Chloroform	µg/L	0.17	**0.21**[(5)]	**0.19**[(5)]	**0.23**	**0.19**	**0.21**	0.19	0.050	NA	0.11
cis-1,2-Dichloroethene	µg/L	0.18	**0.24**	0.070	0.19	0.12	0.12	0.12	0.070	NA	0.19
Dichlorodifluoromethane	µg/L	1.8	1.4	1.2	2.7	1.5	2.1	1.6	0.63	NA	0.20
Methylene Chloride	µg/L	0.15	0.12	0.12	0.43	0.17	0.17	0.17	**0.10**[(5)]	NA	0.44
Styrene	µg/L	0.22	0.068	0.068	0.16	0.025	0.025	0.025	0.12	NA	0.16
Tetrachloroethene	µg/L	4.2	4.7	4.9	4.6	5.2	5.2	4.3	2.3	NA	0.15
Toluene	µg/L	0.22	0.042	0.042	0.15	0.063	0.063	0.063	0.083	NA	0.15
Trichloroethene	µg/L	0.71	**0.25**	**0.18**	**0.26**	**0.21**	**0.22**	**0.23**	0.075	NA	0.18
Trichlorofluoromethane	µg/L	**0.57**	0.71	0.68	0.76	0.73	0.79	0.72	**0.49**	NA	0.20
SEMI-VOLATILE ORGANIC COMPOUNDS											
bis(2-Ethylhexyl) Phthalate	µg/L	NA	NA	NA	NA	NA	NA	NA	NA	NA	NA
HERBICIDES, PESTICIDES & PCBs: ND											

[EA] (Extended analysis) - Appendix I and Appendix II constituents analyzed. Other monitoring periods analyzed for routine monitoring parameters. Only detected compounds included above.

TABLE 5-31 (CONT'D)
MID-VALLEY SANITARY LANDFILL
HISTORICAL SUMMARY - MONITORING WELL F-32

ANALYTE	UNITS	Sep [R] 2005	Oct 2005	Jan 2006	Apr 2006	Jul 2006	Oct 2006	Jan 2007	Apr 2007	Jul 2007	Jul [R] 2007
FIELD PARAMETERS											
Dissolved Oxygen	mg/L	NA	NA	NA	NA	NA	NA	NA	NA	NA	NA
Oxidation-Reduction Potential	mV	NA	NA	NA	NA	NA	NA	NA	NA	NA	NA
pH	units	8.0	7.8	8.4	8.2	7.4	7.2	9.0	7.3	8.0	6.5
Specific Conductance	µmhos/cm	260	290	260	270	300	310	220	360	210	NA
Temperature	C°	19	18	19.5	18.7	20.3	20.4	19.2	21.2	19.8	19.9
Turbidity	NTU	NA	NA	NA	NA	NA	NA	NA	NA	NA	NA
GENERAL CHEMISTRY											
Alkalinity	mg/L	NA	NA	NA	NA	NA	NA	NA	NA	NA	NA
Anions	meq/L	NA	NA	NA	NA	NA	NA	NA	NA	NA	NA
Bicarbonate	mg/L	NA	NA	NA	NA	NA	NA	NA	NA	NA	NA
Carbonate	mg/L	NA	NA	NA	NA	NA	NA	NA	NA	NA	NA
Cations	meq/L	NA	NA	NA	NA	NA	NA	NA	NA	NA	NA
Chemical Oxygen Demand (COD)	mg/L	NA	NA	NA	NA	NA	NA	NA	NA	NA	NA
Chloride	mg/L	3.8	3.7	3.4	3.3	3.4	2.8	3.4	3.3	3.4	NA
Cyanide	mg/L	NA	NA	NA	NA	NA	NA	NA	NA	NA	NA
Fluoride	mg/L	NA	NA	NA	NA	NA	NA	NA	NA	NA	NA
Hardness	mg/L	NA	NA	NA	NA	NA	NA	NA	NA	NA	NA
Hydroxide	mg/L	NA	NA	NA	NA	NA	NA	NA	NA	NA	NA
Nitrate (as N)	mg/L	2.2	2.2	2.1	2.1	2.2	1.7	2.2	2.0	2.0	NA
ortho-Phosphate Phosphorus	mg/L	NA	NA	NA	NA	NA	NA	NA	NA	NA	NA
Perchlorate	mg/L	0.00011	0.00011	0.00046	0.00046	0.00046	0.00046	0.00046	**0.0015**	0.00046	0.00046
Phenols, Total	mg/L	NA	NA	NA	NA	NA	NA	NA	NA	NA	NA
Sulfate	mg/L	19	19	19	20	20	15	18	20	19	NA
Sulfide	mg/L	NA	NA	NA	NA	NA	NA	NA	NA	NA	NA
Total Dissolved Solids (TDS)	mg/L	200	170	160	130	180	140	180	190	190	NA
Total Organic Carbon (TOC)	mg/L	NA	NA	NA	NA	NA	NA	NA	NA	NA	NA
Total Organic Halides (TOX)	mg/L	NA	NA	NA	NA	NA	NA	NA	NA	NA	NA
METALS											
Aluminum	mg/L	NA	NA	NA	NA	NA	NA	NA	NA	NA	NA
Antimony	mg/L	NA	NA	NA	NA	NA	NA	NA	NA	NA	NA
Arsenic	mg/L	NA	NA	NA	NA	NA	NA	NA	NA	NA	NA
Barium	mg/L	NA	NA	NA	NA	NA	NA	NA	NA	NA	NA
Beryllium	mg/L	NA	NA	NA	NA	NA	NA	NA	NA	NA	NA
Boron	mg/L	NA	NA	NA	NA	NA	NA	NA	NA	NA	NA
Cadmium	mg/L	NA	NA	NA	NA	NA	NA	NA	NA	NA	NA
Calcium	mg/L	41	40	34	31	30	31	30	36	43	NA
Chromium-Hexavalent	mg/L	NA	NA	NA	NA	NA	NA	NA	NA	NA	NA
Chromium-Total	mg/L	NA	NA	NA	NA	NA	NA	NA	NA	NA	NA
Cobalt	mg/L	NA	NA	NA	NA	NA	NA	NA	NA	NA	NA
Copper	mg/L	NA	NA	NA	NA	NA	NA	NA	NA	NA	NA
Iron	mg/L	NA	NA	NA	NA	NA	NA	NA	NA	NA	NA
Lead	mg/L	NA	NA	NA	NA	NA	NA	NA	NA	NA	NA
Magnesium	mg/L	5.8	6.3	5.7	6.0	6.1	6.7	7.0	9.4	11	NA
Manganese	mg/L	NA	NA	NA	NA	NA	NA	NA	NA	NA	NA
Mercury	mg/L	NA	NA	NA	NA	NA	NA	NA	NA	NA	NA
Molybdenum	mg/L	NA	NA	NA	NA	NA	NA	NA	NA	NA	NA
Nickel	mg/L	NA	NA	NA	NA	NA	NA	NA	NA	NA	NA
Phosphorus	mg/L	NA	NA	NA	NA	NA	NA	NA	NA	NA	NA
Potassium	mg/L	NA	NA	NA	NA	NA	NA	NA	NA	NA	NA
Selenium	mg/L	NA	NA	NA	NA	NA	NA	NA	NA	NA	NA
Silver	mg/L	NA	NA	NA	NA	NA	NA	NA	NA	NA	NA
Sodium	mg/L	11	10	11	9.6	14	11	20	10	10	NA
Thallium	mg/L	NA	NA	NA	NA	NA	NA	NA	NA	NA	NA
Tin	mg/L	NA	NA	NA	NA	NA	NA	NA	NA	NA	NA
Vanadium	mg/L	NA	NA	NA	NA	NA	NA	NA	NA	NA	NA
Zinc	mg/L	NA	NA	NA	NA	NA	NA	NA	NA	NA	NA
VOLATILE ORGANIC COMPOUNDS											
1,1-Dichloroethane	µg/L	0.17	0.17	0.17	0.17	0.17	0.17	0.17	0.11	0.11	NA
Acetone	µg/L	6.2	14[(5)]	6.2	6.2	6.2	6.2	6.2	6.2	6.2	NA
Carbon Disulfide	µg/L	0.38	0.38	0.38	0.38	0.38	0.38	0.38	0.24	0.24	NA
Chloroform	µg/L	0.11	0.11	0.11	0.11	0.11	0.11	0.11	0.098	0.098	NA
cis-1,2-Dichloroethene	µg/L	0.19	0.19	0.19	0.19	0.19	0.19	0.19	0.13	0.11	NA
Dichlorodifluoromethane	µg/L	0.20	0.20	0.20	0.20	0.20	0.20	0.20	0.085	0.11	NA
Methylene Chloride	µg/L	0.44	0.44	0.44	0.44	0.44	0.44	0.44	0.16	0.16	NA
Styrene	µg/L	0.16	0.16	0.16	0.16	0.16	0.16	0.16	**0.19**	0.15	NA
Tetrachloroethene	µg/L	0.15	0.15	0.15	0.15	0.15	0.15	0.15	0.11	**0.19[(5)]**	NA
Toluene	µg/L	0.15	0.15	0.15	0.15	0.15	0.15	0.15	**0.15[(5)]**	0.12	NA
Trichloroethene	µg/L	0.18	0.18	0.18	0.18	0.18	0.18	0.18	0.13	0.13	NA
Trichlorofluoromethane	µg/L	0.20	0.20	0.20	0.20	0.20	0.20	0.20	0.14	0.14	NA
SEMI-VOLATILE ORGANIC COMPOUNDS											
bis(2-Ethylhexyl) Phthalate	µg/L	NA	NA	NA	NA	NA	NA	NA	NA	NA	NA
HERBICIDES, PESTICIDES & PCBs: ND											

[EA] (Extended analysis) - Appendix I and Appendix II constituents analyzed. Other monitoring periods analyzed for routine monitoring parameters. Only detected compounds included above.

TABLE 5-31 (CONT'D)
MID-VALLEY SANITARY LANDFILL
HISTORICAL SUMMARY - MONITORING WELL F-32

ANALYTE	UNITS	Jul [R] 2007	Oct 2007	Jan 2008	Apr 2008	Jul 2008	Oct 2008	Jan 2009	Apr 2009	Jul 2009	Oct 2009
FIELD PARAMETERS											
Dissolved Oxygen	mg/L	NA	NA	NA	NA	NA	NA	DRY	DRY	DRY	DRY
Oxidation-Reduction Potential	mV	NA	NA	NA	NA	NA	NA	DRY	DRY	DRY	DRY
pH	units	NA	7.3	5.4[E]	7.5	7.89	7.5	DRY	DRY	DRY	DRY
Specific Conductance	µmhos/cm	NA	210	220	299	329	295	DRY	DRY	DRY	DRY
Temperature	C°	NA	18.2	16.7	17.9	21.6	19.9	DRY	DRY	DRY	DRY
Turbidity	NTU	NA	NA	NA	NA	NA	NA	DRY	DRY	DRY	DRY
GENERAL CHEMISTRY											
Alkalinity	mg/L	NA	NA	NA	NA	NA	NA	DRY	DRY	DRY	DRY
Anions	meq/L	NA	NA	NA	NA	NA	NA	DRY	DRY	DRY	DRY
Bicarbonate	mg/L	NA	NA	NA	NA	NA	NA	DRY	DRY	DRY	DRY
Carbonate	mg/L	NA	NA	NA	NA	NA	NA	DRY	DRY	DRY	DRY
Cations	meq/L	NA	NA	NA	NA	NA	NA	DRY	DRY	DRY	DRY
Chemical Oxygen Demand (COD)	mg/L	NA	NA	NA	NA	NA	NA	DRY	DRY	DRY	DRY
Chloride	mg/L	NA	3.4	4.0	3.9	4.4	5.1	DRY	DRY	DRY	DRY
Cyanide	mg/L	NA	NA	NA	NA	NA	NA	DRY	DRY	DRY	DRY
Fluoride	mg/L	NA	NA	NA	NA	NA	NA	DRY	DRY	DRY	DRY
Hardness	mg/L	NA	NA	NA	NA	NA	NA	DRY	DRY	DRY	DRY
Hydroxide	mg/L	NA	NA	NA	NA	NA	NA	DRY	DRY	DRY	DRY
Nitrate (as N)	mg/L	NA	2.2	2.3	2.4	2.3	2.7	DRY	DRY	DRY	DRY
ortho-Phosphate Phosphorus	mg/L	NA	NA	NA	NA	NA	NA	DRY	DRY	DRY	DRY
Perchlorate	mg/L	0.00046	0.00046	0.00030	0.00030	0.00030	0.00030	DRY	DRY	DRY	DRY
Phenols, Total	mg/L	NA	NA	NA	NA	NA	NA	DRY	DRY	DRY	DRY
Sulfate	mg/L	NA	19	20	19	19	20	DRY	DRY	DRY	DRY
Sulfide	mg/L	NA	NA	NA	NA	NA	NA	DRY	DRY	DRY	DRY
Total Dissolved Solids (TDS)	mg/L	NA	91	240	180	210	210	DRY	DRY	DRY	DRY
Total Organic Carbon (TOC)	mg/L	NA	NA	NA	NA	NA	NA	DRY	DRY	DRY	DRY
Total Organic Halides (TOX)	mg/L	NA	NA	NA	NA	NA	NA	DRY	DRY	DRY	DRY
METALS											
Aluminum	mg/L	NA	NA	NA	NA	NA	NA	DRY	DRY	DRY	DRY
Antimony	mg/L	NA	NA	NA	NA	NA	NA	DRY	DRY	DRY	DRY
Arsenic	mg/L	NA	NA	NA	NA	NA	NA	DRY	DRY	DRY	DRY
Barium	mg/L	NA	NA	NA	NA	NA	NA	DRY	DRY	DRY	DRY
Beryllium	mg/L	NA	NA	NA	NA	NA	NA	DRY	DRY	DRY	DRY
Boron	mg/L	NA	NA	NA	NA	NA	NA	DRY	DRY	DRY	DRY
Cadmium	mg/L	NA	NA	NA	NA	NA	NA	DRY	DRY	DRY	DRY
Calcium	mg/L	NA	32	30	30	34	29	DRY	DRY	DRY	DRY
Chromium-Hexavalent	mg/L	NA	NA	NA	NA	NA	NA	DRY	DRY	DRY	DRY
Chromium-Total	mg/L	NA	NA	NA	NA	NA	NA	DRY	DRY	DRY	DRY
Cobalt	mg/L	NA	NA	NA	NA	NA	NA	DRY	DRY	DRY	DRY
Copper	mg/L	NA	NA	NA	NA	NA	NA	DRY	DRY	DRY	DRY
Iron	mg/L	NA	NA	NA	NA	NA	NA	DRY	DRY	DRY	DRY
Lead	mg/L	NA	NA	NA	NA	NA	NA	DRY	DRY	DRY	DRY
Magnesium	mg/L	NA	7.4	6.7	7.4	7.9	7.9	DRY	DRY	DRY	DRY
Manganese	mg/L	NA	NA	NA	NA	NA	NA	DRY	DRY	DRY	DRY
Mercury	mg/L	NA	NA	NA	NA	NA	NA	DRY	DRY	DRY	DRY
Molybdenum	mg/L	NA	NA	NA	NA	NA	NA	DRY	DRY	DRY	DRY
Nickel	mg/L	NA	NA	NA	NA	NA	NA	DRY	DRY	DRY	DRY
Phosphorus	mg/L	NA	NA	NA	NA	NA	NA	DRY	DRY	DRY	DRY
Potassium	mg/L	NA	NA	NA	NA	NA	NA	DRY	DRY	DRY	DRY
Selenium	mg/L	NA	NA	NA	NA	NA	NA	DRY	DRY	DRY	DRY
Silver	mg/L	NA	NA	NA	NA	NA	NA	DRY	DRY	DRY	DRY
Sodium	mg/L	NA	10	19	11	19	10	DRY	DRY	DRY	DRY
Thallium	mg/L	NA	NA	NA	NA	NA	NA	DRY	DRY	DRY	DRY
Tin	mg/L	NA	NA	NA	NA	NA	NA	DRY	DRY	DRY	DRY
Vanadium	mg/L	NA	NA	NA	NA	NA	NA	DRY	DRY	DRY	DRY
Zinc	mg/L	NA	NA	NA	NA	NA	NA	DRY	DRY	DRY	DRY
VOLATILE ORGANIC COMPOUNDS											
1,1-Dichloroethane	µg/L	NA	0.11	0.13	0.25	0.13	0.13	DRY	DRY	DRY	DRY
Acetone	µg/L	NA	6.2	7.4	7.4	7.4	7.4	DRY	DRY	DRY	DRY
Carbon Disulfide	µg/L	NA	0.24	0.40	0.40	0.40	0.40	DRY	DRY	DRY	DRY
Chloroform	µg/L	NA	0.098	0.23	0.24	0.23	0.23	DRY	DRY	DRY	DRY
cis-1,2-Dichloroethene	µg/L	NA	0.11	0.32	0.32	0.32	0.32	DRY	DRY	DRY	DRY
Dichlorodifluoromethane	µg/L	NA	0.11	0.21	0.34	0.22	0.22	DRY	DRY	DRY	DRY
Methylene Chloride	µg/L	NA	0.16	0.27	0.27	0.27	0.27	DRY	DRY	DRY	DRY
Styrene	µg/L	NA	0.15	0.18	0.39	0.18	0.18	DRY	DRY	DRY	DRY
Tetrachloroethene	µg/L	NA	**0.29**	0.28	0.28	0.28	0.28	DRY	DRY	DRY	DRY
Toluene	µg/L	NA	0.12	0.14	0.24	0.12	0.12	DRY	DRY	DRY	DRY
Trichloroethene	µg/L	NA	0.13	0.20	0.19	0.16	0.16	DRY	DRY	DRY	DRY
Trichlorofluoromethane	µg/L	NA	0.14	0.22	0.28	0.22	0.22	DRY	DRY	DRY	DRY
SEMI-VOLATILE ORGANIC COMPOUNDS											
bis(2-Ethylhexyl) Phthalate	µg/L	NA	NA	NA	NA	NA	NA	DRY	DRY	DRY	DRY
HERBICIDES, PESTICIDES & PCBs: ND											

[EA] (Extended analysis) - Appendix I and Appendix II constituents analyzed. Other monitoring periods analyzed for routine monitoring parameters. Only detected compounds included above.

TABLE 5-31 (CONT'D)
MID-VALLEY SANITARY LANDFILL
HISTORICAL SUMMARY - MONITORING WELL F-32

ANALYTE	UNITS	Jan 2010	Apr 2010	Jul 2010	Oct 2010	Jan 2011	Apr 2011	Jul 2011	Oct 2011	Jan 2012	May 2012
FIELD PARAMETERS											
Dissolved Oxygen	mg/L	DRY	DRY	DRY	DRY	DRY	DRY	DRY	NA	NA	NA
Oxidation-Reduction Potential	mV	DRY	DRY	DRY	DRY	DRY	DRY	DRY	NA	NA	NA
pH	units	DRY	DRY	DRY	DRY	DRY	DRY	DRY	NA	NA	NA
Specific Conductance	µmhos/cm	DRY	DRY	DRY	DRY	DRY	DRY	DRY	NA	NA	NA
Temperature	C°	DRY	DRY	DRY	DRY	DRY	DRY	DRY	NA	NA	NA
Turbidity	NTU	DRY	DRY	DRY	DRY	DRY	DRY	DRY	NA	NA	NA
GENERAL CHEMISTRY											
Alkalinity	mg/L	DRY	DRY	DRY	DRY	DRY	DRY	DRY	NA	NA	NA
Anions	meq/L	DRY	DRY	DRY	DRY	DRY	DRY	DRY	NA	NA	NA
Bicarbonate	mg/L	DRY	DRY	DRY	DRY	DRY	DRY	DRY	NA	NA	NA
Carbonate	mg/L	DRY	DRY	DRY	DRY	DRY	DRY	DRY	NA	NA	NA
Cations	meq/L	DRY	DRY	DRY	DRY	DRY	DRY	DRY	NA	NA	NA
Chemical Oxygen Demand (COD)	mg/L	DRY	DRY	DRY	DRY	DRY	DRY	DRY	NA	NA	NA
Chloride	mg/L	DRY	DRY	DRY	DRY	DRY	DRY	DRY	NA	NA	NA
Cyanide	mg/L	DRY	DRY	DRY	DRY	DRY	DRY	DRY	NA	NA	NA
Fluoride	mg/L	DRY	DRY	DRY	DRY	DRY	DRY	DRY	NA	NA	NA
Hardness	mg/L	DRY	DRY	DRY	DRY	DRY	DRY	DRY	NA	NA	NA
Hydroxide	mg/L	DRY	DRY	DRY	DRY	DRY	DRY	DRY	NA	NA	NA
Nitrate (as N)	mg/L	DRY	DRY	DRY	DRY	DRY	DRY	DRY	NA	NA	NA
ortho-Phosphate Phosphorus	mg/L	DRY	DRY	DRY	DRY	DRY	DRY	DRY	NA	NA	NA
Perchlorate	mg/L	DRY	DRY	DRY	DRY	DRY	DRY	DRY	NA	NA	NA
Phenols, Total	mg/L	DRY	DRY	DRY	DRY	DRY	DRY	DRY	NA	NA	NA
Sulfate	mg/L	DRY	DRY	DRY	DRY	DRY	DRY	DRY	NA	NA	NA
Sulfide	mg/L	DRY	DRY	DRY	DRY	DRY	DRY	DRY	NA	NA	NA
Total Dissolved Solids (TDS)	mg/L	DRY	DRY	DRY	DRY	DRY	DRY	DRY	NA	NA	NA
Total Organic Carbon (TOC)	mg/L	DRY	DRY	DRY	DRY	DRY	DRY	DRY	NA	NA	NA
Total Organic Halides (TOX)	mg/L	DRY	DRY	DRY	DRY	DRY	DRY	DRY	NA	NA	NA
METALS											
Aluminum	mg/L	DRY	DRY	DRY	DRY	DRY	DRY	DRY	NA	NA	NA
Antimony	mg/L	DRY	DRY	DRY	DRY	DRY	DRY	DRY	NA	NA	NA
Arsenic	mg/L	DRY	DRY	DRY	DRY	DRY	DRY	DRY	NA	NA	NA
Barium	mg/L	DRY	DRY	DRY	DRY	DRY	DRY	DRY	NA	NA	NA
Beryllium	mg/L	DRY	DRY	DRY	DRY	DRY	DRY	DRY	NA	NA	NA
Boron	mg/L	DRY	DRY	DRY	DRY	DRY	DRY	DRY	NA	NA	NA
Cadmium	mg/L	DRY	DRY	DRY	DRY	DRY	DRY	DRY	NA	NA	NA
Calcium	mg/L	DRY	DRY	DRY	DRY	DRY	DRY	DRY	NA	NA	NA
Chromium-Hexavalent	mg/L	DRY	DRY	DRY	DRY	DRY	DRY	DRY	NA	NA	NA
Chromium-Total	mg/L	DRY	DRY	DRY	DRY	DRY	DRY	DRY	NA	NA	NA
Cobalt	mg/L	DRY	DRY	DRY	DRY	DRY	DRY	DRY	NA	NA	NA
Copper	mg/L	DRY	DRY	DRY	DRY	DRY	DRY	DRY	NA	NA	NA
Iron	mg/L	DRY	DRY	DRY	DRY	DRY	DRY	DRY	NA	NA	NA
Lead	mg/L	DRY	DRY	DRY	DRY	DRY	DRY	DRY	NA	NA	NA
Magnesium	mg/L	DRY	DRY	DRY	DRY	DRY	DRY	DRY	NA	NA	NA
Manganese	mg/L	DRY	DRY	DRY	DRY	DRY	DRY	DRY	NA	NA	NA
Mercury	mg/L	DRY	DRY	DRY	DRY	DRY	DRY	DRY	NA	NA	NA
Molybdenum	mg/L	DRY	DRY	DRY	DRY	DRY	DRY	DRY	NA	NA	NA
Nickel	mg/L	DRY	DRY	DRY	DRY	DRY	DRY	DRY	NA	NA	NA
Phosphorus	mg/L	DRY	DRY	DRY	DRY	DRY	DRY	DRY	NA	NA	NA
Potassium	mg/L	DRY	DRY	DRY	DRY	DRY	DRY	DRY	NA	NA	NA
Selenium	mg/L	DRY	DRY	DRY	DRY	DRY	DRY	DRY	NA	NA	NA
Silver	mg/L	DRY	DRY	DRY	DRY	DRY	DRY	DRY	NA	NA	NA
Sodium	mg/L	DRY	DRY	DRY	DRY	DRY	DRY	DRY	NA	NA	NA
Thallium	mg/L	DRY	DRY	DRY	DRY	DRY	DRY	DRY	NA	NA	NA
Tin	mg/L	DRY	DRY	DRY	DRY	DRY	DRY	DRY	NA	NA	NA
Vanadium	mg/L	DRY	DRY	DRY	DRY	DRY	DRY	DRY	NA	NA	NA
Zinc	mg/L	DRY	DRY	DRY	DRY	DRY	DRY	DRY	NA	NA	NA
VOLATILE ORGANIC COMPOUNDS											
1,1-Dichloroethane	µg/L	DRY	DRY	DRY	DRY	DRY	DRY	DRY	NA	NA	NA
Acetone	µg/L	DRY	DRY	DRY	DRY	DRY	DRY	DRY	NA	NA	NA
Carbon Disulfide	µg/L	DRY	DRY	DRY	DRY	DRY	DRY	DRY	NA	NA	NA
Chloroform	µg/L	DRY	DRY	DRY	DRY	DRY	DRY	DRY	NA	NA	NA
cis-1,2-Dichloroethene	µg/L	DRY	DRY	DRY	DRY	DRY	DRY	DRY	NA	NA	NA
Dichlorodifluoromethane	µg/L	DRY	DRY	DRY	DRY	DRY	DRY	DRY	NA	NA	NA
Methylene Chloride	µg/L	DRY	DRY	DRY	DRY	DRY	DRY	DRY	NA	NA	NA
Styrene	µg/L	DRY	DRY	DRY	DRY	DRY	DRY	DRY	NA	NA	NA
Tetrachloroethene	µg/L	DRY	DRY	DRY	DRY	DRY	DRY	DRY	NA	NA	NA
Toluene	µg/L	DRY	DRY	DRY	DRY	DRY	DRY	DRY	NA	NA	NA
Trichloroethene	µg/L	DRY	DRY	DRY	DRY	DRY	DRY	DRY	NA	NA	NA
Trichlorofluoromethane	µg/L	DRY	DRY	DRY	DRY	DRY	DRY	DRY	NA	NA	NA
SEMI-VOLATILE ORGANIC COMPOUNDS											
bis(2-Ethylhexyl) Phthalate	µg/L	DRY	DRY	DRY	DRY	DRY	DRY	DRY	NA	NA	NA
HERBICIDES, PESTICIDES & PCBs: ND											

[EA] (Extended analysis) - Appendix I and Appendix II constituents analyzed. Other monitoring periods analyzed for routine monitoring parameters. Only detected compounds included above.

TABLE 5-31 (CONT'D)
MID-VALLEY SANITARY LANDFILL
HISTORICAL SUMMARY - MONITORING WELL F-32

ANALYTE	UNITS	Aug 2012	Nov 2012	Feb 2013	May 2013	Aug 2013	Nov 2013	Nov 2013	May 2014	Aug 2014
FIELD PARAMETERS										
Dissolved Oxygen	mg/L	NA	NA	NA	NA	NA	NA	DRY	DRY	DRY
Oxidation-Reduction Potential	mV	NA	NA	NA	NA	NA	NA	DRY	DRY	DRY
pH	units	NA	NA	NA	NA	NA	NA	DRY	DRY	DRY
Specific Conductance	µmhos/cm	NA	NA	NA	NA	NA	NA	DRY	DRY	DRY
Temperature	C°	NA	NA	NA	NA	NA	NA	DRY	DRY	DRY
Turbidity	NTU	NA	NA	NA	NA	NA	NA	DRY	DRY	DRY
GENERAL CHEMISTRY										
Alkalinity	mg/L	NA	NA	NA	NA	NA	NA	DRY	DRY	DRY
Anions	meq/L	NA	NA	NA	NA	NA	NA	DRY	DRY	DRY
Bicarbonate	mg/L	NA	NA	NA	NA	NA	NA	DRY	DRY	DRY
Carbonate	mg/L	NA	NA	NA	NA	NA	NA	DRY	DRY	DRY
Cations	meq/L	NA	NA	NA	NA	NA	NA	DRY	DRY	DRY
Chemical Oxygen Demand (COD)	mg/L	NA	NA	NA	NA	NA	NA	DRY	DRY	DRY
Chloride	mg/L	NA	NA	NA	NA	NA	NA	DRY	DRY	DRY
Cyanide	mg/L	NA	NA	NA	NA	NA	NA	DRY	DRY	DRY
Fluoride	mg/L	NA	NA	NA	NA	NA	NA	DRY	DRY	DRY
Hardness	mg/L	NA	NA	NA	NA	NA	NA	DRY	DRY	DRY
Hydroxide	mg/L	NA	NA	NA	NA	NA	NA	DRY	DRY	DRY
Nitrate (as N)	mg/L	NA	NA	NA	NA	NA	NA	DRY	DRY	DRY
ortho-Phosphate Phosphorus	mg/L	NA	NA	NA	NA	NA	NA	DRY	DRY	DRY
Perchlorate	mg/L	NA	NA	NA	NA	NA	NA	DRY	DRY	DRY
Phenols, Total	mg/L	NA	NA	NA	NA	NA	NA	DRY	DRY	DRY
Sulfate	mg/L	NA	NA	NA	NA	NA	NA	DRY	DRY	DRY
Sulfide	mg/L	NA	NA	NA	NA	NA	NA	DRY	DRY	DRY
Total Dissolved Solids (TDS)	mg/L	NA	NA	NA	NA	NA	NA	DRY	DRY	DRY
Total Organic Carbon (TOC)	mg/L	NA	NA	NA	NA	NA	NA	DRY	DRY	DRY
Total Organic Halides (TOX)	mg/L	NA	NA	NA	NA	NA	NA	DRY	DRY	DRY
METALS										
Aluminum	mg/L	NA	NA	NA	NA	NA	NA	DRY	DRY	DRY
Antimony	mg/L	NA	NA	NA	NA	NA	NA	DRY	DRY	DRY
Arsenic	mg/L	NA	NA	NA	NA	NA	NA	DRY	DRY	DRY
Barium	mg/L	NA	NA	NA	NA	NA	NA	DRY	DRY	DRY
Beryllium	mg/L	NA	NA	NA	NA	NA	NA	DRY	DRY	DRY
Boron	mg/L	NA	NA	NA	NA	NA	NA	DRY	DRY	DRY
Cadmium	mg/L	NA	NA	NA	NA	NA	NA	DRY	DRY	DRY
Calcium	mg/L	NA	NA	NA	NA	NA	NA	DRY	DRY	DRY
Chromium-Hexavalent	mg/L	NA	NA	NA	NA	NA	NA	DRY	DRY	DRY
Chromium-Total	mg/L	NA	NA	NA	NA	NA	NA	DRY	DRY	DRY
Cobalt	mg/L	NA	NA	NA	NA	NA	NA	DRY	DRY	DRY
Copper	mg/L	NA	NA	NA	NA	NA	NA	DRY	DRY	DRY
Iron	mg/L	NA	NA	NA	NA	NA	NA	DRY	DRY	DRY
Lead	mg/L	NA	NA	NA	NA	NA	NA	DRY	DRY	DRY
Magnesium	mg/L	NA	NA	NA	NA	NA	NA	DRY	DRY	DRY
Manganese	mg/L	NA	NA	NA	NA	NA	NA	DRY	DRY	DRY
Mercury	mg/L	NA	NA	NA	NA	NA	NA	DRY	DRY	DRY
Molybdenum	mg/L	NA	NA	NA	NA	NA	NA	DRY	DRY	DRY
Nickel	mg/L	NA	NA	NA	NA	NA	NA	DRY	DRY	DRY
Phosphorus	mg/L	NA	NA	NA	NA	NA	NA	DRY	DRY	DRY
Potassium	mg/L	NA	NA	NA	NA	NA	NA	DRY	DRY	DRY
Selenium	mg/L	NA	NA	NA	NA	NA	NA	DRY	DRY	DRY
Silver	mg/L	NA	NA	NA	NA	NA	NA	DRY	DRY	DRY
Sodium	mg/L	NA	NA	NA	NA	NA	NA	DRY	DRY	DRY
Thallium	mg/L	NA	NA	NA	NA	NA	NA	DRY	DRY	DRY
Tin	mg/L	NA	NA	NA	NA	NA	NA	DRY	DRY	DRY
Vanadium	mg/L	NA	NA	NA	NA	NA	NA	DRY	DRY	DRY
Zinc	mg/L	NA	NA	NA	NA	NA	NA	DRY	DRY	DRY
VOLATILE ORGANIC COMPOUNDS										
1,1-Dichloroethane	µg/L	NA	NA	NA	NA	NA	NA	DRY	DRY	DRY
Acetone	µg/L	NA	NA	NA	NA	NA	NA	DRY	DRY	DRY
Carbon Disulfide	µg/L	NA	NA	NA	NA	NA	NA	DRY	DRY	DRY
Chloroform	µg/L	NA	NA	NA	NA	NA	NA	DRY	DRY	DRY
cis-1,2-Dichloroethene	µg/L	NA	NA	NA	NA	NA	NA	DRY	DRY	DRY
Dichlorodifluoromethane	µg/L	NA	NA	NA	NA	NA	NA	DRY	DRY	DRY
Methylene Chloride	µg/L	NA	NA	NA	NA	NA	NA	DRY	DRY	DRY
Styrene	µg/L	NA	NA	NA	NA	NA	NA	DRY	DRY	DRY
Tetrachloroethene	µg/L	NA	NA	NA	NA	NA	NA	DRY	DRY	DRY
Toluene	µg/L	NA	NA	NA	NA	NA	NA	DRY	DRY	DRY
Trichloroethene	µg/L	NA	NA	NA	NA	NA	NA	DRY	DRY	DRY
Trichlorofluoromethane	µg/L	NA	NA	NA	NA	NA	NA	DRY	DRY	DRY
SEMI-VOLATILE ORGANIC COMPOUNDS										
bis(2-Ethylhexyl) Phthalate	µg/L	NA	NA	NA	NA	NA	NA	DRY	DRY	DRY
HERBICIDES, PESTICIDES & PCBs: ND										

[EA] (Extended analysis) - Appendix I and Appendix II constituents analyzed. Other monitoring periods analyzed for routine monitoring parameters. Only detected compounds included above.

TABLE 5-31 (CONT'D)
MID-VALLEY SANITARY LANDFILL
HISTORICAL SUMMARY - MONITORING WELL F-32

ANALYTE	UNITS	Nov 2014	Feb 2015	May 2015	MED.	AVG.	STD. DEV.	MIN.	MAX.
FIELD PARAMETERS									
Dissolved Oxygen	mg/L	DRY	DRY	8.13	6.90	6.81	1.42	3.6	8.9
Oxidation-Reduction Potential	mV	DRY	DRY	193	NC	NC	NC	193	193
pH	units	DRY	DRY	7.42	7.50	7.87	1.11	6.5	11.3
Specific Conductance	µmhos/cm	DRY	DRY	1200	360	366	166	210	1200
Temperature	C°	DRY	DRY	18.02	19.4	19.7	1.80	16.7	24
Turbidity	NTU	DRY	DRY	120	0.0	7.00	26.8	0	120
GENERAL CHEMISTRY									
Alkalinity	mg/L	DRY	DRY	190	170	175	10.0	170	190
Anions	meq/L	DRY	DRY	4.6	4.10	4.23	0.250	4.10	4.6
Bicarbonate	mg/L	DRY	DRY	190	210	205	10.0	190	210
Carbonate	mg/L	DRY	DRY	NA	NC	NC	NC	NC	NC
Cations	meq/L	DRY	DRY	5.2	4.00	4.30	0.600	4.00	5.2
Chemical Oxygen Demand (COD)	mg/L	DRY	DRY	**22**	NC	NC	NC	**5**	**22**
Chloride	mg/L	DRY	DRY	5.4	3.80	4.08	0.922	2.8	**7.0**
Cyanide	mg/L	DRY	DRY	0.0014	NC	NC	NC	NC	NC
Fluoride	mg/L	DRY	DRY	0.28	0.300	0.295	0.01000	0.28	0.3
Hardness	mg/L	DRY	DRY	230	170	185	30.0	170	230
Hydroxide	mg/L	DRY	DRY	4.1	NC	NC	NC	NC	NC
Nitrate (as N)	mg/L	DRY	DRY	3.7	2.40	2.44	0.429	1.5	3.7
ortho-Phosphate Phosphorus	mg/L	DRY	DRY	0.066(5)	0.0200	0.0200	0.0	**0.02**	**0.02**
Perchlorate	mg/L	DRY	DRY	0.0013	NC	NC	NC	0.00011	**0.0015**
Phenols, Total	mg/L	DRY	DRY	0.01	NC	NC	NC	**0.0053**	**0.0053**
Sulfate	mg/L	DRY	DRY	18	18.0	18.3	1.94	15	26
Sulfide	mg/L	DRY	DRY	0.050	NC	NC	NC	NC	NC
Total Dissolved Solids (TDS)	mg/L	DRY	DRY	270	240	224	57.1	91	318
Total Organic Carbon (TOC)	mg/L	DRY	DRY	1.3	NC	NC	NC	0.090	1.3
Total Organic Halides (TOX)	mg/L	DRY	DRY	0.02	NC	NC	NC	NC	NC
METALS									
Aluminum	mg/L	DRY	DRY	1.9	NC	NC	NC	1.9	1.9
Antimony	mg/L	DRY	DRY	0.0085	NC	NC	NC	NC	NC
Arsenic	mg/L	DRY	DRY	0.0078	NC	NC	NC	**0.0019**	**0.0019**
Barium	mg/L	DRY	DRY	0.06	0.0260	0.0345	0.0170	**0.026**	0.06
Beryllium	mg/L	DRY	DRY	0.0005	NC	NC	NC	NC	NC
Boron	mg/L	DRY	DRY	0.013	NC	NC	NC	**0.0072**	**0.0072**
Cadmium	mg/L	DRY	DRY	**0.0041**	NC	NC	NC	0.0001	**0.0041**
Calcium	mg/L	DRY	DRY	74	50.0	45.6	19.1	2	74
Chromium-Hexavalent	mg/L	DRY	DRY	NA	NC	NC	NC	**0.0073**	**0.0073**
Chromium-Total	mg/L	DRY	DRY	**0.0073**	NC	NC	NC	**0.0052**	**0.0052**
Cobalt	mg/L	DRY	DRY	0.0013	NC	NC	NC	**0.00013**	**0.00013**
Copper	mg/L	DRY	DRY	**0.0079**	NC	NC	NC	0.0002	**0.0079**
Iron	mg/L	DRY	DRY	2.9	NC	NC	NC	0.010	2.9
Lead	mg/L	DRY	DRY	**0.011**	NC	NC	NC	**0.00016**	**0.011**
Magnesium	mg/L	DRY	DRY	11	7.90	7.37	2.15	1.2	11
Manganese	mg/L	DRY	DRY	0.049	0.000210	0.0124	0.0244	**0.00021**	0.049
Mercury	mg/L	DRY	DRY	0.000033	NC	NC	NC	NC	NC
Molybdenum	mg/L	DRY	DRY	**0.0026**	NC	NC	NC	**0.0026**	**0.0026**
Nickel	mg/L	DRY	DRY	**0.0079**	NC	NC	NC	**0.0014**	**0.0079**
Phosphorus	mg/L	DRY	DRY	0.34	0.0200	0.100	0.160	**0.02**	0.34
Potassium	mg/L	DRY	DRY	3.8	3.00	3.20	0.400	3	3.8
Selenium	mg/L	DRY	DRY	0.015	NC	NC	NC	**0.0025**	**0.0025**
Silver	mg/L	DRY	DRY	0.0019	NC	NC	NC	NC	NC
Sodium	mg/L	DRY	DRY	13	10.0	17.0	18.6	9.2	80
Thallium	mg/L	DRY	DRY	0.024	NC	NC	NC	NC	NC
Tin	mg/L	DRY	DRY	0.0067	NC	NC	NC	NC	NC
Vanadium	mg/L	DRY	DRY	**0.0078**	NC	NC	NC	**0.0038**	**0.0078**
Zinc	mg/L	DRY	DRY	0.220	0.00200	0.0565	0.109	**0.0020**	0.220
VOLATILE ORGANIC COMPOUNDS									
1,1-Dichloroethane	µg/L	DRY	DRY	0.11	0.170	0.185	0.0905	0.061	**0.19**
Acetone	µg/L	DRY	DRY	4.6	NC	NC	NC	NC	NC
Carbon Disulfide	µg/L	DRY	DRY	0.38	NC	NC	NC	NC	NC
Chloroform	µg/L	DRY	DRY	0.12	NC	NC	NC	0.050	**0.41**
cis-1,2-Dichloroethene	µg/L	DRY	DRY	0.085	0.190	0.285	0.262	0.070	1.2
Dichlorodifluoromethane	µg/L	DRY	DRY	0.099	1.20	3.14	6.00	0.085	26
Methylene Chloride	µg/L	DRY	DRY	0.48	NC	NC	NC	0.12	**0.5**
Styrene	µg/L	DRY	DRY	0.068	NC	NC	NC	0.025	**0.19**
Tetrachloroethene	µg/L	DRY	DRY	0.68(5)	2.60	2.29	1.98	0.11	5.2
Toluene	µg/L	DRY	DRY	0.093	NC	NC	NC	0.042	**0.22**
Trichloroethene	µg/L	DRY	DRY	0.085	NC	NC	NC	0.075	**0.41**
Trichlorofluoromethane	µg/L	DRY	DRY	0.13	0.560	0.635	0.543	0.13	**2.1**
SEMI-VOLATILE ORGANIC COMPOUNDS									
bis(2-Ethylhexyl) Phthalate	µg/L	DRY	DRY	3.0	NC	NC	NC	NC	NC
HERBICIDES, PESTICIDES & PCBs: ND									

EA (Extended analysis) - Appendix I and Appendix II constituents analyzed. Other monitoring periods analyzed for routine monitoring parameters. Only detected compounds included above.

TABLE 5-32
MID-VALLEY SANITARY LANDFILL
HISTORICAL SUMMARY - MONITORING WELL F-33A

ANALYTE	UNITS	Jul 2008	Oct 2008	Jan 2009	Apr 2009	Jul 2009	Oct 2009	Jan 2010	Apr 2010	Jul 2010	Oct 2010
FIELD PARAMETERS											
Dissolved Oxygen	mg/L	NA	NA	NA	NA	DRY	DRY	DRY	DRY	NA	DRY
Oxidation-Reduction Potential	mV	NA	NA	NA	NA	DRY	DRY	DRY	DRY	NA	DRY
pH	units	7.38	7.28	NA	NA	DRY	DRY	DRY	DRY	NA	DRY
Specific Conductance	µmhos/cm	642	868	NA	NA	DRY	DRY	DRY	DRY	NA	DRY
Temperature	C°	20.7	21.4	NA	NA	DRY	DRY	DRY	DRY	NA	DRY
Turbidity	NTU	NA	NA	NA	NA	DRY	DRY	DRY	DRY	NA	DRY
GENERAL CHEMISTRY											
Alkalinity	mg/L	NA	NA	NA	NA	DRY	DRY	DRY	DRY	NA	DRY
Anions	meq/L	NA	NA	NA	NA	DRY	DRY	DRY	DRY	NA	DRY
Bicarbonate	mg/L	NA	NA	NA	NA	DRY	DRY	DRY	DRY	NA	DRY
Carbonate	mg/L	NA	NA	NA	NA	DRY	DRY	DRY	DRY	NA	DRY
Cations	meq/L	NA	NA	NA	NA	DRY	DRY	DRY	DRY	NA	DRY
Chemical Oxygen Demand (COD)	mg/L	NA	NA	NA	NA	DRY	DRY	DRY	DRY	NA	DRY
Chloride	mg/L	11	15	NA	NA	DRY	DRY	DRY	DRY	NA	DRY
Cyanide	mg/L	NA	NA	NA	NA	DRY	DRY	DRY	DRY	NA	DRY
Fluoride	mg/L	NA	NA	NA	NA	DRY	DRY	DRY	DRY	NA	DRY
Hardness	mg/L	NA	NA	NA	NA	DRY	DRY	DRY	DRY	NA	DRY
Hydroxide	mg/L	NA	NA	NA	NA	DRY	DRY	DRY	DRY	NA	DRY
Nitrate (as N)	mg/L	4.4	3.6	NA	NA	DRY	DRY	DRY	DRY	NA	DRY
ortho-Phosphate Phosphorus	mg/L	NA	NA	NA	NA	DRY	DRY	DRY	DRY	NA	DRY
Perchlorate	mg/L	0.00030	0.00030	NA	NA	DRY	DRY	DRY	DRY	NA	DRY
Phenols, Total	mg/L	NA	NA	NA	NA	DRY	DRY	DRY	DRY	NA	DRY
Sulfate	mg/L	34	44	NA	NA	DRY	DRY	DRY	DRY	NA	DRY
Sulfide	mg/L	NA	NA	NA	NA	DRY	DRY	DRY	DRY	NA	DRY
Total Dissolved Solids (TDS)	mg/L	530	520	NA	NA	DRY	DRY	DRY	DRY	NA	DRY
Total Organic Carbon (TOC)	mg/L	NA	NA	NA	NA	DRY	DRY	DRY	DRY	NA	DRY
Total Organic Halides (TOX)	mg/L	NA	NA	NA	NA	DRY	DRY	DRY	DRY	NA	DRY
METALS											
Aluminum	mg/L	NA	NA	NA	NA	DRY	DRY	DRY	DRY	NA	DRY
Antimony	mg/L	NA	NA	NA	NA	DRY	DRY	DRY	DRY	NA	DRY
Arsenic	mg/L	NA	NA	NA	NA	DRY	DRY	DRY	DRY	NA	DRY
Barium	mg/L	NA	NA	NA	NA	DRY	DRY	DRY	DRY	NA	DRY
Beryllium	mg/L	NA	NA	NA	NA	DRY	DRY	DRY	DRY	NA	DRY
Boron	mg/L	NA	NA	NA	NA	DRY	DRY	DRY	DRY	NA	DRY
Cadmium	mg/L	NA	NA	NA	NA	DRY	DRY	DRY	DRY	NA	DRY
Calcium	mg/L	13	13	NA	NA	DRY	DRY	DRY	DRY	NA	DRY
Chromium-Hexavalent	mg/L	NA	NA	NA	NA	DRY	DRY	DRY	DRY	NA	DRY
Chromium-Total	mg/L	NA	NA	NA	NA	DRY	DRY	DRY	DRY	NA	DRY
Cobalt	mg/L	NA	NA	NA	NA	DRY	DRY	DRY	DRY	NA	DRY
Copper	mg/L	NA	NA	NA	NA	DRY	DRY	DRY	DRY	NA	DRY
Iron	mg/L	NA	NA	NA	NA	DRY	DRY	DRY	DRY	NA	DRY
Lead	mg/L	NA	NA	NA	NA	DRY	DRY	DRY	DRY	NA	DRY
Magnesium	mg/L	4.4	4.0	NA	NA	DRY	DRY	DRY	DRY	NA	DRY
Manganese	mg/L	NA	NA	NA	NA	DRY	DRY	DRY	DRY	NA	DRY
Mercury	mg/L	NA	NA	NA	NA	DRY	DRY	DRY	DRY	NA	DRY
Molybdenum	mg/L	NA	NA	NA	NA	DRY	DRY	DRY	DRY	NA	DRY
Nickel	mg/L	NA	NA	NA	NA	DRY	DRY	DRY	DRY	NA	DRY
Phosphorus	mg/L	NA	NA	NA	NA	DRY	DRY	DRY	DRY	NA	DRY
Potassium	mg/L	NA	NA	NA	NA	DRY	DRY	DRY	DRY	NA	DRY
Selenium	mg/L	NA	NA	NA	NA	DRY	DRY	DRY	DRY	NA	DRY
Silver	mg/L	NA	NA	NA	NA	DRY	DRY	DRY	DRY	NA	DRY
Sodium	mg/L	150	150	NA	NA	DRY	DRY	DRY	DRY	NA	DRY
Thallium	mg/L	NA	NA	NA	NA	DRY	DRY	DRY	DRY	NA	DRY
Tin	mg/L	NA	NA	NA	NA	DRY	DRY	DRY	DRY	NA	DRY
Vanadium	mg/L	NA	NA	NA	NA	DRY	DRY	DRY	DRY	NA	DRY
Zinc	mg/L	NA	NA	NA	NA	DRY	DRY	DRY	DRY	NA	DRY
VOLATILE ORGANIC COMPOUNDS											
1,1-Dichloroethane	µg/L	**0.27**	**0.38**	NA	NA	DRY	DRY	DRY	DRY	NA	DRY
Chloromethane	µg/L	0.20	**0.23**	NA	NA	DRY	DRY	DRY	DRY	NA	DRY
Dichlorodifluoromethane	µg/L	5.6	4.4	NA	NA	DRY	DRY	DRY	DRY	NA	DRY
Tetrachloroethene	µg/L	6.7	5.7	NA	NA	DRY	DRY	DRY	DRY	NA	DRY
Trichloroethene	µg/L	0.16	**0.25**	NA	NA	DRY	DRY	DRY	DRY	NA	DRY
Trichlorofluoromethane	µg/L	1.7	1.4	NA	NA	DRY	DRY	DRY	DRY	NA	DRY
SEMI-VOLATILE ORGANIC COMPOUNDS: NA											
HERBICIDES, PESTICIDES & PCBs: NA											

[EA] (Extended analysis) - Appendix I and Appendix II constituents analyzed. Other monitoring periods analyzed for routine monitoring parameters. Only detected compounds included above.

TABLE 5-32 (CONT'D)
MID-VALLEY SANITARY LANDFILL
HISTORICAL SUMMARY - MONITORING WELL F-33A

ANALYTE	UNITS	Jan 2011	Apr 2011	Jul 2011	Oct 2011	Jan 2012	May 2012	Aug 2012	Nov 2012	Feb 2013	May 2013
FIELD PARAMETERS											
Dissolved Oxygen	mg/L	NA	DRY	DRY	DRY	NA	NA	NA	NA	NA	DRY
Oxidation-Reduction Potential	mV	NA	DRY	DRY	DRY	NA	NA	NA	NA	NA	DRY
pH	units	NA	DRY	DRY	DRY	NA	7.40	6.85	7.41	7.35	DRY
Specific Conductance	µmhos/cm	NA	DRY	DRY	DRY	NA	516	528	505	451	DRY
Temperature	C°	NA	DRY	DRY	DRY	NA	20.7	20.0	18.7	19.34	DRY
Turbidity	NTU	NA	DRY	DRY	DRY	NA	NA	NA	NA	NA	DRY
GENERAL CHEMISTRY											
Alkalinity	mg/L	NA	DRY	DRY	DRY	NA	NA	NA	NA	NA	DRY
Anions	meq/L	NA	DRY	DRY	DRY	NA	NA	NA	NA	NA	DRY
Bicarbonate	mg/L	NA	DRY	DRY	DRY	NA	NA	NA	NA	NA	DRY
Carbonate	mg/L	NA	DRY	DRY	DRY	NA	NA	NA	NA	NA	DRY
Cations	meq/L	NA	DRY	DRY	DRY	NA	NA	NA	NA	NA	DRY
Chemical Oxygen Demand (COD)	mg/L	NA	DRY	DRY	DRY	NA	NA	NA	NA	NA	DRY
Chloride	mg/L	NA	DRY	DRY	DRY	NA	5.6	5.9	6.5	6.5	DRY
Cyanide	mg/L	NA	DRY	DRY	DRY	NA	NA	NA	NA	NA	DRY
Fluoride	mg/L	NA	DRY	DRY	DRY	NA	NA	NA	NA	NA	DRY
Hardness	mg/L	NA	DRY	DRY	DRY	NA	NA	NA	NA	NA	DRY
Hydroxide	mg/L	NA	DRY	DRY	DRY	NA	NA	NA	NA	NA	DRY
Nitrate (as N)	mg/L	NA	DRY	DRY	DRY	NA	3.2	3.1	3.2	3.3	DRY
ortho-Phosphate Phosphorus	mg/L	NA	DRY	DRY	DRY	NA	NA	NA	NA	NA	DRY
Perchlorate	mg/L	NA	DRY	DRY	DRY	NA	0.00081	0.00081	0.00081	0.00081	DRY
Phenols, Total	mg/L	NA	DRY	DRY	DRY	NA	NA	NA	NA	NA	DRY
Sulfate	mg/L	NA	DRY	DRY	DRY	NA	18	16	16	16	DRY
Sulfide	mg/L	NA	DRY	DRY	DRY	NA	NA	NA	NA	NA	DRY
Total Dissolved Solids (TDS)	mg/L	NA	DRY	DRY	DRY	NA	320	320	310	300	DRY
Total Organic Carbon (TOC)	mg/L	NA	DRY	DRY	DRY	NA	NA	NA	NA	NA	DRY
Total Organic Halides (TOX)	mg/L	NA	DRY	DRY	DRY	NA	NA	NA	NA	NA	DRY
METALS											
Aluminum	mg/L	NA	DRY	DRY	DRY	NA	NA	NA	NA	NA	DRY
Antimony	mg/L	NA	DRY	DRY	DRY	NA	NA	NA	NA	NA	DRY
Arsenic	mg/L	NA	DRY	DRY	DRY	NA	NA	NA	NA	NA	DRY
Barium	mg/L	NA	DRY	DRY	DRY	NA	NA	NA	NA	NA	DRY
Beryllium	mg/L	NA	DRY	DRY	DRY	NA	NA	NA	NA	NA	DRY
Boron	mg/L	NA	DRY	DRY	DRY	NA	NA	NA	NA	NA	DRY
Cadmium	mg/L	NA	DRY	DRY	DRY	NA	NA	NA	NA	NA	DRY
Calcium	mg/L	NA	DRY	DRY	DRY	NA	61	65	64	63	DRY
Chromium-Hexavalent	mg/L	NA	DRY	DRY	DRY	NA	NA	NA	NA	NA	DRY
Chromium-Total	mg/L	NA	DRY	DRY	DRY	NA	NA	NA	NA	NA	DRY
Cobalt	mg/L	NA	DRY	DRY	DRY	NA	NA	NA	NA	NA	DRY
Copper	mg/L	NA	DRY	DRY	DRY	NA	NA	NA	NA	NA	DRY
Iron	mg/L	NA	DRY	DRY	DRY	NA	NA	NA	NA	NA	DRY
Lead	mg/L	NA	DRY	DRY	DRY	NA	NA	NA	NA	NA	DRY
Magnesium	mg/L	NA	DRY	DRY	DRY	NA	13	12	12	11	DRY
Manganese	mg/L	NA	DRY	DRY	DRY	NA	NA	NA	NA	NA	DRY
Mercury	mg/L	NA	DRY	DRY	DRY	NA	NA	NA	NA	NA	DRY
Molybdenum	mg/L	NA	DRY	DRY	DRY	NA	NA	NA	NA	NA	DRY
Nickel	mg/L	NA	DRY	DRY	DRY	NA	NA	NA	NA	NA	DRY
Phosphorus	mg/L	NA	DRY	DRY	DRY	NA	NA	NA	NA	NA	DRY
Potassium	mg/L	NA	DRY	DRY	DRY	NA	NA	NA	NA	NA	DRY
Selenium	mg/L	NA	DRY	DRY	DRY	NA	NA	NA	NA	NA	DRY
Silver	mg/L	NA	DRY	DRY	DRY	NA	NA	NA	NA	NA	DRY
Sodium	mg/L	NA	DRY	DRY	DRY	NA	32	33	30	33	DRY
Thallium	mg/L	NA	DRY	DRY	DRY	NA	NA	NA	NA	NA	DRY
Tin	mg/L	NA	DRY	DRY	DRY	NA	NA	NA	NA	NA	DRY
Vanadium	mg/L	NA	DRY	DRY	DRY	NA	NA	NA	NA	NA	DRY
Zinc	mg/L	NA	DRY	DRY	DRY	NA	NA	NA	NA	NA	DRY
VOLATILE ORGANIC COMPOUNDS											
1,1-Dichloroethane	µg/L	NA	DRY	DRY	DRY	NA	0.11	0.11	0.11	0.11	DRY
Chloromethane	µg/L	NA	DRY	DRY	DRY	NA	0.14	0.14	0.14	0.14	DRY
Dichlorodifluoromethane	µg/L	NA	DRY	DRY	DRY	NA	2.5	2.5	1.8	3.4	DRY
Tetrachloroethene	µg/L	NA	DRY	DRY	DRY	NA	7.5	6.1	5.8	6.9	DRY
Trichloroethene	µg/L	NA	DRY	DRY	DRY	NA	0.085	0.085	0.085	**0.11**	DRY
Trichlorofluoromethane	µg/L	NA	DRY	DRY	DRY	NA	1.6	1.7	1.1	1.6	DRY
SEMI-VOLATILE ORGANIC COMPOUNDS: NA											
HERBICIDES, PESTICIDES & PCBs: NA											

[EA] (Extended analysis) - Appendix I and Appendix II constituents analyzed. Other monitoring periods analyzed for routine monitoring parameters. Only detected compounds included above.

TABLE 5-32 (CONT'D)
MID-VALLEY SANITARY LANDFILL
HISTORICAL SUMMARY - MONITORING WELL F-33A

ANALYTE	UNITS	Aug 2013	Nov 2013	Feb 2014	May 2014	Aug 2014	Nov 2014	Feb 2015
FIELD PARAMETERS								
Dissolved Oxygen	mg/L	DRY	DRY	DRY	DRY	DRY	DRY	DRY
Oxidation-Reduction Potential	mV	DRY	DRY	DRY	DRY	DRY	DRY	DRY
pH	units	DRY	DRY	DRY	DRY	DRY	DRY	DRY
Specific Conductance	µmhos/cm	DRY	DRY	DRY	DRY	DRY	DRY	DRY
Temperature	C°	DRY	DRY	DRY	DRY	DRY	DRY	DRY
Turbidity	NTU	DRY	DRY	DRY	DRY	DRY	DRY	DRY
GENERAL CHEMISTRY								
Alkalinity	mg/L	DRY	DRY	DRY	DRY	DRY	DRY	DRY
Anions	meq/L	DRY	DRY	DRY	DRY	DRY	DRY	DRY
Bicarbonate	mg/L	DRY	DRY	DRY	DRY	DRY	DRY	DRY
Carbonate	mg/L	DRY	DRY	DRY	DRY	DRY	DRY	DRY
Cations	meq/L	DRY	DRY	DRY	DRY	DRY	DRY	DRY
Chemical Oxygen Demand (COD)	mg/L	DRY	DRY	DRY	DRY	DRY	DRY	DRY
Chloride	mg/L	DRY	DRY	DRY	DRY	DRY	DRY	DRY
Cyanide	mg/L	DRY	DRY	DRY	DRY	DRY	DRY	DRY
Fluoride	mg/L	DRY	DRY	DRY	DRY	DRY	DRY	DRY
Hardness	mg/L	DRY	DRY	DRY	DRY	DRY	DRY	DRY
Hydroxide	mg/L	DRY	DRY	DRY	DRY	DRY	DRY	DRY
Nitrate (as N)	mg/L	DRY	DRY	DRY	DRY	DRY	DRY	DRY
ortho-Phosphate Phosphorus	mg/L	DRY	DRY	DRY	DRY	DRY	DRY	DRY
Perchlorate	mg/L	DRY	DRY	DRY	DRY	DRY	DRY	DRY
Phenols, Total	mg/L	DRY	DRY	DRY	DRY	DRY	DRY	DRY
Sulfate	mg/L	DRY	DRY	DRY	DRY	DRY	DRY	DRY
Sulfide	mg/L	DRY	DRY	DRY	DRY	DRY	DRY	DRY
Total Dissolved Solids (TDS)	mg/L	DRY	DRY	DRY	DRY	DRY	DRY	DRY
Total Organic Carbon (TOC)	mg/L	DRY	DRY	DRY	DRY	DRY	DRY	DRY
Total Organic Halides (TOX)	mg/L	DRY	DRY	DRY	DRY	DRY	DRY	DRY
METALS								
Aluminum	mg/L	DRY	DRY	DRY	DRY	DRY	DRY	DRY
Antimony	mg/L	DRY	DRY	DRY	DRY	DRY	DRY	DRY
Arsenic	mg/L	DRY	DRY	DRY	DRY	DRY	DRY	DRY
Barium	mg/L	DRY	DRY	DRY	DRY	DRY	DRY	DRY
Beryllium	mg/L	DRY	DRY	DRY	DRY	DRY	DRY	DRY
Boron	mg/L	DRY	DRY	DRY	DRY	DRY	DRY	DRY
Cadmium	mg/L	DRY	DRY	DRY	DRY	DRY	DRY	DRY
Calcium	mg/L	DRY	DRY	DRY	DRY	DRY	DRY	DRY
Chromium-Hexavalent	mg/L	DRY	DRY	DRY	DRY	DRY	DRY	DRY
Chromium-Total	mg/L	DRY	DRY	DRY	DRY	DRY	DRY	DRY
Cobalt	mg/L	DRY	DRY	DRY	DRY	DRY	DRY	DRY
Copper	mg/L	DRY	DRY	DRY	DRY	DRY	DRY	DRY
Iron	mg/L	DRY	DRY	DRY	DRY	DRY	DRY	DRY
Lead	mg/L	DRY	DRY	DRY	DRY	DRY	DRY	DRY
Magnesium	mg/L	DRY	DRY	DRY	DRY	DRY	DRY	DRY
Manganese	mg/L	DRY	DRY	DRY	DRY	DRY	DRY	DRY
Mercury	mg/L	DRY	DRY	DRY	DRY	DRY	DRY	DRY
Molybdenum	mg/L	DRY	DRY	DRY	DRY	DRY	DRY	DRY
Nickel	mg/L	DRY	DRY	DRY	DRY	DRY	DRY	DRY
Phosphorus	mg/L	DRY	DRY	DRY	DRY	DRY	DRY	DRY
Potassium	mg/L	DRY	DRY	DRY	DRY	DRY	DRY	DRY
Selenium	mg/L	DRY	DRY	DRY	DRY	DRY	DRY	DRY
Silver	mg/L	DRY	DRY	DRY	DRY	DRY	DRY	DRY
Sodium	mg/L	DRY	DRY	DRY	DRY	DRY	DRY	DRY
Thallium	mg/L	DRY	DRY	DRY	DRY	DRY	DRY	DRY
Tin	mg/L	DRY	DRY	DRY	DRY	DRY	DRY	DRY
Vanadium	mg/L	DRY	DRY	DRY	DRY	DRY	DRY	DRY
Zinc	mg/L	DRY	DRY	DRY	DRY	DRY	DRY	DRY
VOLATILE ORGANIC COMPOUNDS								
1,1-Dichloroethane	µg/L	DRY	DRY	DRY	DRY	DRY	DRY	DRY
Chloromethane	µg/L	DRY	DRY	DRY	DRY	DRY	DRY	DRY
Dichlorodifluoromethane	µg/L	DRY	DRY	DRY	DRY	DRY	DRY	DRY
Tetrachloroethene	µg/L	DRY	DRY	DRY	DRY	DRY	DRY	DRY
Trichloroethene	µg/L	DRY	DRY	DRY	DRY	DRY	DRY	DRY
Trichlorofluoromethane	µg/L	DRY	DRY	DRY	DRY	DRY	DRY	DRY
SEMI-VOLATILE ORGANIC COMPOUNDS: NA								
HERBICIDES, PESTICIDES & PCBs: NA								

[EA] (Extended analysis) - Appendix I and Appendix II constituents analyzed. Other monitoring periods analyzed for routine monitoring parameters. Only detected compounds included above.

TABLE 5-32 (CONT'D)
MID-VALLEY SANITARY LANDFILL
HISTORICAL SUMMARY - MONITORING WELL F-33A

ANALYTE	UNITS	May 2015	MED.	AVG.	STD. DEV.	MIN.	MAX.
FIELD PARAMETERS							
Dissolved Oxygen	mg/L	DRY	NC	NC	NC	NC	NC
Oxidation-Reduction Potential	mV	DRY	NC	NC	NC	NC	NC
pH	units	DRY	7.37	7.24	0.245	6.85	7.41
Specific Conductance	µmhos/cm	DRY	522	610	168	451	868
Temperature	C°	DRY	20.3	20.1	1.10	18.73	21.4
Turbidity	NTU	DRY	NC	NC	NC	NC	NC
GENERAL CHEMISTRY							
Alkalinity	mg/L	DRY	NC	NC	NC	NC	NC
Anions	meq/L	DRY	NC	NC	NC	NC	NC
Bicarbonate	mg/L	DRY	NC	NC	NC	NC	NC
Carbonate	mg/L	DRY	NC	NC	NC	NC	NC
Cations	meq/L	DRY	NC	NC	NC	NC	NC
Chemical Oxygen Demand (COD)	mg/L	DRY	NC	NC	NC	NC	NC
Chloride	mg/L	DRY	6.50	8.89	4.16	5.6	15
Cyanide	mg/L	DRY	NC	NC	NC	NC	NC
Fluoride	mg/L	DRY	NC	NC	NC	NC	NC
Hardness	mg/L	DRY	NC	NC	NC	NC	NC
Hydroxide	mg/L	DRY	NC	NC	NC	NC	NC
Nitrate (as N)	mg/L	DRY	3.25	3.54	0.555	3.1	4.4
ortho-Phosphate Phosphorus	mg/L	DRY	NC	NC	NC	NC	NC
Perchlorate	mg/L	DRY	NC	NC	NC	NC	NC
Phenols, Total	mg/L	DRY	NC	NC	NC	NC	NC
Sulfate	mg/L	DRY	17.0	25.5	13.0	16	44
Sulfide	mg/L	DRY	NC	NC	NC	NC	NC
Total Dissolved Solids (TDS)	mg/L	DRY	320	393	111	300	530
Total Organic Carbon (TOC)	mg/L	DRY	NC	NC	NC	NC	NC
Total Organic Halides (TOX)	mg/L	DRY	NC	NC	NC	NC	NC
METALS							
Aluminum	mg/L	DRY	NC	NC	NC	NC	NC
Antimony	mg/L	DRY	NC	NC	NC	NC	NC
Arsenic	mg/L	DRY	NC	NC	NC	NC	NC
Barium	mg/L	DRY	NC	NC	NC	NC	NC
Beryllium	mg/L	DRY	NC	NC	NC	NC	NC
Boron	mg/L	DRY	NC	NC	NC	NC	NC
Cadmium	mg/L	DRY	NC	NC	NC	NC	NC
Calcium	mg/L	DRY	62.0	44.6	26.2	13	65
Chromium-Hexavalent	mg/L	DRY	NC	NC	NC	NC	NC
Chromium-Total	mg/L	DRY	NC	NC	NC	NC	NC
Cobalt	mg/L	DRY	NC	NC	NC	NC	NC
Copper	mg/L	DRY	NC	NC	NC	NC	NC
Iron	mg/L	DRY	NC	NC	NC	NC	NC
Lead	mg/L	DRY	NC	NC	NC	NC	NC
Magnesium	mg/L	DRY	11.5	9.18	4.22	4.0	13
Manganese	mg/L	DRY	NC	NC	NC	NC	NC
Mercury	mg/L	DRY	NC	NC	NC	NC	NC
Molybdenum	mg/L	DRY	NC	NC	NC	NC	NC
Nickel	mg/L	DRY	NC	NC	NC	NC	NC
Phosphorus	mg/L	DRY	NC	NC	NC	NC	NC
Potassium	mg/L	DRY	NC	NC	NC	NC	NC
Selenium	mg/L	DRY	NC	NC	NC	NC	NC
Silver	mg/L	DRY	NC	NC	NC	NC	NC
Sodium	mg/L	DRY	33.0	76.0	61.3	30	150
Thallium	mg/L	DRY	NC	NC	NC	NC	NC
Tin	mg/L	DRY	NC	NC	NC	NC	NC
Vanadium	mg/L	DRY	NC	NC	NC	NC	NC
Zinc	mg/L	DRY	NC	NC	NC	NC	NC
VOLATILE ORGANIC COMPOUNDS							
1,1-Dichloroethane	µg/L	DRY	0.110	0.198	0.125	0.11	**0.38**
Chloromethane	µg/L	DRY	NC	NC	NC	0.14	**0.23**
Dichlorodifluoromethane	µg/L	DRY	2.95	3.45	1.58	1.8	5.6
Tetrachloroethene	µg/L	DRY	6.40	6.49	0.768	5.7	7.5
Trichloroethene	µg/L	DRY	NC	NC	NC	0.085	**0.25**
Trichlorofluoromethane	µg/L	DRY	1.60	1.49	0.259	1.1	1.7
SEMI-VOLATILE ORGANIC COMPOUNDS: NA							
HERBICIDES, PESTICIDES & PCBs: NA							

[EA] (Extended analysis) - Appendix I and Appendix II constituents analyzed. Other monitoring periods analyzed for routine monitoring parameters. Only detected compounds included above.

TABLE 5-33
MID-VALLEY SANITARY LANDFILL
HISTORICAL SUMMARY - MONITORING WELL F-33B

ANALYTE	UNITS	Jul 2008	Oct 2008	Jan 2009	Apr 2009	Jul 2009	Oct 2009	Jan 2010	Apr 2010	Jul 2010	Oct[EA] 2010
FIELD PARAMETERS											
Dissolved Oxygen	mg/L	NA	NA	NA	8.0	6.5	6.7	7.6	10.1	8.2	6.1
Oxidation-Reduction Potential	mV	NA	NA	NA	NA	NA	NA	NA	NA	246	172
pH	units	7.41	7.33	NA	7.35	7.00	7.40	7.19	7.41	7.06	7.29
Specific Conductance	µmhos/cm	368	475	NA	428	411	446	430	428	420	416
Temperature	C°	20.2	21.3	NA	19.8	23.7	20.9	19.8	21.6	22.5	19.5
Turbidity	NTU	NA	NA	NA	18.4	0	0	0	2.1	0	0
GENERAL CHEMISTRY											
Alkalinity	mg/L	NA	NA	NA	NA	NA	NA	NA	NA	NA	200
Anions	meq/L	NA	NA	NA	NA	NA	NA	NA	NA	NA	4.7
Bicarbonate	mg/L	NA	NA	NA	NA	NA	NA	NA	NA	NA	200
Carbonate	mg/L	NA	NA	NA	NA	NA	NA	NA	NA	NA	NA
Cations	meq/L	NA	NA	NA	NA	NA	NA	NA	NA	NA	4.4
Chemical Oxygen Demand (COD)	mg/L	NA	NA	NA	NA	NA	NA	NA	NA	NA	4.5
Chloride	mg/L	7.5	7.8	NA	6.5	4.7	4.5	4.7	4.9	4.4	4.8
Cyanide	mg/L	NA	NA	NA	NA	NA	NA	NA	NA	NA	0.0016
Electrical Conductivity	umhos/cm	NA	NA	NA	NA	NA	NA	NA	NA	NA	729
Fluoride	mg/L	NA	NA	NA	NA	NA	NA	NA	NA	NA	0.23
Hardness	mg/L	NA	NA	NA	NA	NA	NA	NA	NA	NA	190
Hydroxide	mg/L	NA	NA	NA	NA	NA	NA	NA	NA	NA	4.1
Nitrate (as N)	mg/L	4.5	4.7	NA	4.6	4.8	4.6	4.5	4.4	4.2	3.7
ortho-Phosphate Phosphorus	mg/L	NA	NA	NA	NA	NA	NA	NA	NA	NA	**0.031**[(5)]
Perchlorate	mg/L	0.00030	0.00030	NA	0.00035	0.00035	0.00035	0.00035	0.00035	0.00035	0.00061
Phenols, Total	mg/L	NA	NA	NA	NA	NA	NA	NA	NA	NA	0.0049
Sulfate	mg/L	22	23	NA	19	19	19	18	19	18	17
Sulfide	mg/L	NA	NA	NA	NA	NA	NA	NA	NA	NA	0.050
Total Dissolved Solids (TDS)	mg/L	300	290	NA	290	270	260	250	260	250	280
Total Organic Carbon (TOC)	mg/L	NA	NA	NA	NA	NA	NA	NA	NA	NA	**0.17**
Total Organic Halides (TOX)	mg/L	NA	NA	NA	NA	NA	NA	NA	NA	NA	0.0034
METALS											
Aluminum	mg/L	NA	NA	NA	NA	NA	NA	NA	NA	NA	0.0026
Antimony	mg/L	NA	NA	NA	NA	NA	NA	NA	NA	NA	0.010
Arsenic	mg/L	NA	NA	NA	NA	NA	NA	NA	NA	NA	0.0075
Barium	mg/L	NA	NA	NA	NA	NA	NA	NA	NA	NA	0.027
Beryllium	mg/L	NA	NA	NA	NA	NA	NA	NA	NA	NA	0.0010
Boron	mg/L	NA	NA	NA	NA	NA	NA	NA	NA	NA	**0.019**
Cadmium	mg/L	NA	NA	NA	NA	NA	NA	NA	NA	NA	0.0010
Calcium	mg/L	8.4	64	NA	62	64	64	65	61	62	61
Chromium-Hexavalent	mg/L	NA	NA	NA	NA	NA	NA	NA	NA	NA	NA
Chromium-Total	mg/L	NA	NA	NA	NA	NA	NA	NA	NA	NA	**0.0017**
Cobalt	mg/L	NA	NA	NA	NA	NA	NA	NA	NA	NA	0.0050
Copper	mg/L	NA	NA	NA	NA	NA	NA	NA	NA	NA	0.0023
Iron	mg/L	NA	NA	NA	NA	NA	NA	NA	NA	NA	0.0050
Lead	mg/L	NA	NA	NA	NA	NA	NA	NA	NA	NA	0.0050
Magnesium	mg/L	1.1	10	NA	9.6	9.9	10	10	9.4	9.7	9.5
Manganese	mg/L	NA	NA	NA	NA	NA	NA	NA	NA	NA	0.0010
Mercury	mg/L	NA	NA	NA	NA	NA	NA	NA	NA	NA	1.7E-05
Molybdenum	mg/L	NA	NA	NA	NA	NA	NA	NA	NA	NA	NA
Nickel	mg/L	NA	NA	NA	NA	NA	NA	NA	NA	NA	0.0012
Phosphorus	mg/L	NA	NA	NA	NA	NA	NA	NA	NA	NA	**0.017**
Potassium	mg/L	NA	NA	NA	NA	NA	NA	NA	NA	NA	3.0
Selenium	mg/L	NA	NA	NA	NA	NA	NA	NA	NA	NA	0.011
Silver	mg/L	NA	NA	NA	NA	NA	NA	NA	NA	NA	0.0011
Sodium	mg/L	2.0	14	NA	11	11	10	11	10	11	11
Thallium	mg/L	NA	NA	NA	NA	NA	NA	NA	NA	NA	0.0015
Tin	mg/L	NA	NA	NA	NA	NA	NA	NA	NA	NA	**0.0051**
Vanadium	mg/L	NA	NA	NA	NA	NA	NA	NA	NA	NA	0.0010
Zinc	mg/L	NA	NA	NA	NA	NA	NA	NA	NA	NA	0.0059
VOLATILE ORGANIC COMPOUNDS											
1,1-Dichloroethane	µg/L	NA	NA	NA	NA	NA	NA	NA	NA	0.11	0.11
Chloroform	µg/L	0.23	0.23	0.23	0.23	0.23	0.23	0.072	0.072	0.12	0.12
Chloromethane	µg/L	0.20	**0.28**	NA	0.20	0.20	0.20	0.11	0.11	0.14	0.14
cis-1,2-Dichloroethene	µg/L	NA	NA	NA	NA	NA	NA	NA	NA	0.085	0.085
Dichlorodifluoromethane	µg/L	2.1	1.8	NA	1.5	1.6	1.2	1.3	1.4	1.2	1.2
p+m-Xylenes	µg/L	NA	NA	NA	NA	NA	NA	NA	NA	NA	NA
o-Xylene	µg/L	NA	NA	NA	NA	NA	NA	NA	NA	NA	NA
Tetrachloroethene	µg/L	2.7	2.4	NA	1.4	1.3	1.4	1.4	1.7	2.3	1.7
Trichloroethene	µg/L	0.085	0.085	0.085	0.085	0.085	0.085	0.085	0.085	0.085	0.085
Trichlorofluoromethane	µg/L	0.66	0.68	NA	0.52	0.53	**0.49**	0.52	**0.48**	0.13	0.56
Total Xylenes	µg/L	NA	NA	NA	NA	NA	NA	NA	NA	NA	NA
SEMI-VOLATILE ORGANIC COMPOUNDS: NA											
HERBICIDES, PESTICIDES & PCBs: NA											

[EA] (Extended analysis) - Appendix I and Appendix II constituents analyzed. Other monitoring periods analyzed for routine monitoring parameters. Only detected compounds included above.

TABLE 5-33 (CONT'D)
MID-VALLEY SANITARY LANDFILL
HISTORICAL SUMMARY - MONITORING WELL F-33B

ANALYTE	UNITS	Jan 2011	Feb[RA] 2011	Feb[RB] 2011	Apr 2011	Jul 2011	Oct 2011	Jan 2012	May 2012	Aug 2012	Nov 2012
FIELD PARAMETERS											
Dissolved Oxygen	mg/L	9.2	5.0	5.0	4.5	6.3	5.9	9.6	6.5	5.9	8.6
Oxidation-Reduction Potential	mV	221	192	192	154	146	146	116	304	211	165
pH	units	7.01	7.06	7.06	6.75	6.64	7.24	7.40	6.64	6.82	6.94
Specific Conductance	µmhos/cm	422	413	413	411	404	389	357	368	389	351
Temperature	C°	19.8	19.9	19.9	20.2	20.9	21.3	21.1	20.6	22.4	20.5
Turbidity	NTU	0.3	0	0	0.1	1.1	1.3	0.0	1.3	9.8	1.3
GENERAL CHEMISTRY											
Alkalinity	mg/L	NA	NA	NA	NA	NA	NA	NA	NA	NA	NA
Anions	meq/L	NA	NA	NA	NA	NA	NA	NA	NA	NA	NA
Bicarbonate	mg/L	NA	NA	NA	NA	NA	NA	NA	NA	NA	NA
Carbonate	mg/L	NA	NA	NA	NA	NA	NA	NA	NA	NA	NA
Cations	meq/L	NA	NA	NA	NA	NA	NA	NA	NA	NA	NA
Chemical Oxygen Demand (COD)	mg/L	NA	NA	NA	NA	NA	NA	NA	NA	NA	NA
Chloride	mg/L	5.3	NA	NA	4.9	3.8	4.1	3.7	4.1	5.3	4.9
Cyanide	mg/L	NA	NA	NA	NA	NA	NA	NA	NA	NA	NA
Electrical Conductivity	umhos/cm	NA	NA	NA	NA	NA	NA	NA	NA	NA	NA
Fluoride	mg/L	NA	NA	NA	NA	NA	NA	NA	NA	NA	NA
Hardness	mg/L	NA	NA	NA	NA	NA	NA	NA	NA	NA	NA
Hydroxide	mg/L	NA	NA	NA	NA	NA	NA	NA	NA	NA	NA
Nitrate (as N)	mg/L	3.6	NA	NA	3.3	3.1	3.1	2.8	3.1	3.4	3.5
ortho-Phosphate Phosphorus	mg/L	NA	NA	NA	NA	NA	NA	NA	NA	NA	NA
Perchlorate	mg/L	0.00061	0.00061	0.00061	0.00061	0.00061	0.00027	0.00027	0.00081	0.00081	0.00081
Phenols, Total	mg/L	NA	NA	NA	NA	NA	NA	NA	NA	NA	NA
Sulfate	mg/L	18	NA	NA	18	17	18	18	18	17	17
Sulfide	mg/L	NA	NA	NA	NA	NA	NA	NA	NA	NA	NA
Total Dissolved Solids (TDS)	mg/L	260	NA	NA	260	240	250	240	220	260	270
Total Organic Carbon (TOC)	mg/L	NA	NA	NA	NA	NA	NA	NA	NA	NA	NA
Total Organic Halides (TOX)	mg/L	NA	NA	NA	NA	NA	NA	NA	NA	NA	NA
METALS											
Aluminum	mg/L	NA	NA	NA	NA	NA	NA	NA	NA	NA	NA
Antimony	mg/L	NA	NA	NA	NA	NA	NA	NA	NA	NA	NA
Arsenic	mg/L	NA	NA	NA	NA	NA	NA	NA	NA	NA	NA
Barium	mg/L	NA	NA	NA	NA	NA	NA	NA	NA	NA	NA
Beryllium	mg/L	NA	NA	NA	NA	NA	NA	NA	NA	NA	NA
Boron	mg/L	NA	NA	NA	NA	NA	NA	NA	NA	NA	NA
Cadmium	mg/L	NA	NA	NA	NA	NA	NA	NA	NA	NA	NA
Calcium	mg/L	60	NA	NA	60	59	57	55	53	61	61
Chromium-Hexavalent	mg/L	NA	NA	NA	NA	NA	NA	NA	NA	NA	NA
Chromium-Total	mg/L	NA	NA	NA	NA	NA	NA	NA	NA	NA	NA
Cobalt	mg/L	NA	NA	NA	NA	NA	NA	NA	NA	NA	NA
Copper	mg/L	NA	NA	NA	NA	NA	NA	NA	NA	NA	NA
Iron	mg/L	NA	NA	NA	NA	NA	NA	NA	NA	NA	NA
Lead	mg/L	NA	NA	NA	NA	NA	NA	NA	NA	NA	NA
Magnesium	mg/L	9.5	NA	NA	9.4	9.3	8.6	8.5	8.3	9.8	9.3
Manganese	mg/L	NA	NA	NA	NA	NA	NA	NA	NA	NA	NA
Mercury	mg/L	NA	NA	NA	NA	NA	NA	NA	NA	NA	NA
Molybdenum	mg/L	NA	NA	NA	NA	NA	NA	NA	NA	NA	NA
Nickel	mg/L	NA	NA	NA	NA	NA	NA	NA	NA	NA	NA
Phosphorus	mg/L	NA	NA	NA	NA	NA	NA	NA	NA	NA	NA
Potassium	mg/L	NA	NA	NA	NA	NA	NA	NA	NA	NA	NA
Selenium	mg/L	NA	NA	NA	NA	NA	NA	NA	NA	NA	NA
Silver	mg/L	NA	NA	NA	NA	NA	NA	NA	NA	NA	NA
Sodium	mg/L	10	NA	NA	11	10	9.2	9.8	9.9	11	11
Thallium	mg/L	NA	NA	NA	NA	NA	NA	NA	NA	NA	NA
Tin	mg/L	NA	NA	NA	NA	NA	NA	NA	NA	NA	NA
Vanadium	mg/L	NA	NA	NA	NA	NA	NA	NA	NA	NA	NA
Zinc	mg/L	NA	NA	NA	NA	NA	NA	NA	NA	NA	NA
VOLATILE ORGANIC COMPOUNDS											
1,1-Dichloroethane	µg/L	0.11	NA	NA	0.11	0.11	0.11	0.11	0.11	0.11	0.11
Chloroform	µg/L	0.12	0.12	0.12	**0.12**[(5)]	0.12	0.12	0.12	0.12	0.12	0.12
Chloromethane	µg/L	0.14	NA	NA	0.14	0.14	0.14	0.14	0.14	0.14	0.14
cis-1,2-Dichloroethene	µg/L	0.085	NA	NA	0.085	0.085	0.085	0.085	0.085	0.085	0.085
Dichlorodifluoromethane	µg/L	1.4	NA	NA	1.3	0.93	0.71	0.58	0.97	1.8	1.9
p+m-Xylenes	µg/L	NA	NA	NA	NA	NA	NA	NA	NA	NA	0.28
o-Xylene	µg/L	NA	NA	NA	NA	NA	NA	NA	NA	NA	0.082
Tetrachloroethene	µg/L	1.9	NA	NA	1.8	1.5	1.1	1.0	1.2	1.5	2.3
Trichloroethene	µg/L	0.085	0.085	0.085	0.085	0.085	0.085	0.085	0.085	0.085	0.085
Trichlorofluoromethane	µg/L	0.64	NA	NA	0.56	**0.48**	**0.33**	**0.37**	**0.48**	0.78	0.81
Total Xylenes	µg/L	NA	NA	NA	NA	NA	NA	NA	NA	NA	0.36
SEMI-VOLATILE ORGANIC COMPOUNDS: ND											
HERBICIDES, PESTICIDES & PCBs: ND											

[EA] (Extended analysis) - Appendix I and Appendix II constituents analyzed. Other monitoring periods analyzed for routine monitoring parameters. Only detected compounds included above.

TABLE 5-33 (CONT'D)
MID-VALLEY SANITARY LANDFILL
HISTORICAL SUMMARY - MONITORING WELL F-33B

ANALYTE	UNITS	Feb 2013	May 2013	Aug 2013	Nov 2013	Feb 2014	May 2014	Aug 2014	Nov 2014
FIELD PARAMETERS									
Dissolved Oxygen	mg/L	8.56	7.10	6.92	7.72	6.93	7.00	8.33	6.23
Oxidation-Reduction Potential	mV	324	137	161	128	152	159	346	287
pH	units	7.68	7.33	7.17	7.49	7.78	7.44	7.50	7.53
Specific Conductance	µmhos/cm	337	339	348	365	362	371	366	377
Temperature	C°	20.44	21.54	23.52	21.14	21.02	20.79	21.51	21.54
Turbidity	NTU	0.0	0.0	0.3	0.0	0.0	0.5	0.2	0
GENERAL CHEMISTRY									
Alkalinity	mg/L	NA	NA	NA	NA	NA	NA	NA	NA
Anions	meq/L	NA	NA	NA	NA	NA	NA	NA	NA
Bicarbonate	mg/L	NA	NA	NA	NA	NA	NA	NA	NA
Carbonate	mg/L	NA	NA	NA	NA	NA	NA	NA	NA
Cations	meq/L	NA	NA	NA	NA	NA	NA	NA	NA
Chemical Oxygen Demand (COD)	mg/L	NA	NA	NA	NA	NA	NA	NA	NA
Chloride	mg/L	4.5	4.2	NA	4.2	4.6	5.3	4.8	5.2
Cyanide	mg/L	NA	NA	NA	NA	NA	NA	NA	NA
Electrical Conductivity	umhos/cm	NA	NA	NA	NA	NA	NA	NA	NA
Fluoride	mg/L	NA	NA	NA	NA	NA	NA	NA	NA
Hardness	mg/L	NA	NA	NA	NA	NA	NA	NA	NA
Hydroxide	mg/L	NA	NA	NA	NA	NA	NA	NA	NA
Nitrate (as N)	mg/L	3.7	3.6	NA	3.4	3.7	3.6	3.7	3.4
ortho-Phosphate Phosphorus	mg/L	NA	NA	NA	NA	NA	NA	NA	NA
Perchlorate	mg/L	0.00081	0.00081	NA	0.00081	0.00045	0.00045	0.00045	0.00045
Phenols, Total	mg/L	NA	NA	NA	NA	NA	NA	NA	NA
Sulfate	mg/L	17	17	18	16	17	18	19	18
Sulfide	mg/L	NA	NA	NA	NA	NA	NA	NA	NA
Total Dissolved Solids (TDS)	mg/L	240	250	260	260	260	280	250	260
Total Organic Carbon (TOC)	mg/L	NA	NA	NA	NA	NA	NA	NA	NA
Total Organic Halides (TOX)	mg/L	NA	NA	NA	NA	NA	NA	NA	NA
METALS									
Aluminum	mg/L	NA	NA	NA	NA	NA	NA	NA	NA
Antimony	mg/L	NA	NA	NA	NA	NA	NA	NA	NA
Arsenic	mg/L	NA	NA	NA	NA	NA	NA	NA	NA
Barium	mg/L	NA	NA	NA	NA	NA	NA	NA	NA
Beryllium	mg/L	NA	NA	NA	NA	NA	NA	NA	NA
Boron	mg/L	NA	NA	NA	NA	NA	NA	NA	NA
Cadmium	mg/L	NA	NA	NA	NA	NA	NA	NA	NA
Calcium	mg/L	63	62	63	63	74	73	69	66
Chromium-Hexavalent	mg/L	NA	NA	NA	NA	NA	NA	NA	NA
Chromium-Total	mg/L	NA	NA	NA	NA	NA	NA	NA	NA
Cobalt	mg/L	NA	NA	NA	NA	NA	NA	NA	NA
Copper	mg/L	NA	NA	NA	NA	NA	NA	NA	NA
Iron	mg/L	NA	NA	NA	NA	NA	NA	NA	NA
Lead	mg/L	NA	NA	NA	NA	NA	NA	NA	NA
Magnesium	mg/L	9.3	9.4	9.7	9.6	11	11	11	11
Manganese	mg/L	NA	NA	NA	NA	NA	NA	NA	NA
Mercury	mg/L	NA	NA	NA	NA	NA	NA	NA	NA
Molybdenum	mg/L	NA	NA	NA	NA	NA	NA	NA	NA
Nickel	mg/L	NA	NA	NA	NA	NA	NA	NA	NA
Phosphorus	mg/L	NA	NA	NA	NA	NA	NA	NA	NA
Potassium	mg/L	NA	NA	NA	NA	NA	NA	NA	NA
Selenium	mg/L	NA	NA	NA	NA	NA	NA	NA	NA
Silver	mg/L	NA	NA	NA	NA	NA	NA	NA	NA
Sodium	mg/L	11	10	10	11	12	12	10	11
Thallium	mg/L	NA	NA	NA	NA	NA	NA	NA	NA
Tin	mg/L	NA	NA	NA	NA	NA	NA	NA	NA
Vanadium	mg/L	NA	NA	NA	NA	NA	NA	NA	NA
Zinc	mg/L	NA	NA	NA	NA	NA	NA	NA	NA
VOLATILE ORGANIC COMPOUNDS									
1,1-Dichloroethane	µg/L	0.11	0.11	0.11	0.11	0.11	0.11	0.11	0.11
Chloroform	µg/L	0.12	0.12	0.12	0.12	0.12	0.12	0.12	0.12
Chloromethane	µg/L	0.14	0.14	0.14	0.14	0.14	0.14	0.14	0.14
cis-1,2-Dichloroethene	µg/L	0.085	0.085	0.085	0.085	0.085	0.085	0.085	0.085
Dichlorodifluoromethane	µg/L	1.8	1.3	2.1	1.2	0.75	1.2	0.65	0.87
p+m-Xylenes	µg/L	0.28	0.28	0.28	**0.32** (5)	0.28	0.28	0.28	0.28
o-Xylene	µg/L	0.082	0.082	0.082	**0.31** (5)	**0.24**	0.082	0.082	0.082
Tetrachloroethene	µg/L	1.9	1.6	1.9	2.0	1.7	2.0	1.9	2.1
Trichloroethene	µg/L	0.085	0.085	0.085	0.085	0.085	**0.085**	0.085	0.085
Trichlorofluoromethane	µg/L	0.75	0.67	1.0	0.76	0.67	0.84	0.78	0.79
Total Xylenes	µg/L	0.36	0.36	0.36	**0.63** (5)	**0.42**	0.36	0.36	0.36
SEMI-VOLATILE ORGANIC COMPOUNDS: ND									
HERBICIDES, PESTICIDES & PCBs: ND									

(5) (Extended analysis) - Appendix I and Appendix II constituents analyzed. Other monitoring periods analyzed for routine monitoring parameters. Only detected compounds included above.

TABLE 5-33 (CONT'D)
MID-VALLEY SANITARY LANDFILL
HISTORICAL SUMMARY - MONITORING WELL F-33B

ANALYTE	UNITS	Feb 2015	May 2015	MED.	AVG.	STD. DEV.	MIN.	MAX.
FIELD PARAMETERS								
Dissolved Oxygen	mg/L	7.49	7.80	7.00	7.18	1.54	4.51	10.13
Oxidation-Reduction Potential	mV	170	247	171	202	72.5	116	346
pH	units	7.18	6.56	7.27	7.20	0.341	6.56	7.78
Specific Conductance	µmhos/cm	1,110	1,510	404	473	265	337	1,510
Temperature	C°	20.82	20.57	20.9	21.0	1.15	19.5	23.7
Turbidity	NTU	0	0	0.0	1.90	4.93	0	18.4
GENERAL CHEMISTRY								
Alkalinity	mg/L	NA	190	200	198	5.00	190	200
Anions	meq/L	NA	4.5	4.70	4.65	0.100	4.5	4.7
Bicarbonate	mg/L	NA	190	200	198	5.00	190	200
Carbonate	mg/L	NA	NA	NC	NC	NC	NC	NC
Cations	meq/L	NA	5.2	4.40	4.60	0.400	4.4	5.2
Chemical Oxygen Demand (COD)	mg/L	NA	4.0	NC	NC	NC	NC	NC
Chloride	mg/L	5.3	5.8	4.80	5.05	1.13	3.7	7.8
Cyanide	mg/L	NA	0.0014	NC	NC	NC	NC	NC
Electrical Conductivity	umhos/cm	NA	NA	729	729	0.0	729	729
Fluoride	mg/L	NA	0.25	0.230	0.235	0.01000	0.23	0.25
Hardness	mg/L	NA	230	190	200	20.0	190	230
Hydroxide	mg/L	NA	4.1	NC	NC	NC	NC	NC
Nitrate (as N)	mg/L	3.3	3.5	3.60	3.76	0.619	2.8	4.8
ortho-Phosphate Phosphorus	mg/L	NA	0.056[(5)]	NC	NC	NC	NC	NC
Perchlorate	mg/L	0.0013	0.0013	NC	NC	NC	NC	NC
Phenols, Total	mg/L	NA	0.01	NC	NC	NC	NC	NC
Sulfate	mg/L	18	18	18.0	18.3	1.73	16	23
Sulfide	mg/L	NA	0.050	NC	NC	NC	NC	NC
Total Dissolved Solids (TDS)	mg/L	270	280	260	262	21.8	220	320
Total Organic Carbon (TOC)	mg/L	NA	0.30	NC	NC	NC	**0.17**	**0.17**
Total Organic Halides (TOX)	mg/L	NA	0.02	NC	NC	NC	NC	NC
METALS								
Aluminum	mg/L	NA	0.026	NC	NC	NC	NC	NC
Antimony	mg/L	NA	0.0085	NC	NC	NC	NC	NC
Arsenic	mg/L	NA	0.0078	NC	NC	NC	NC	NC
Barium	mg/L	NA	0.027	0.0270	0.0270	0.0	0.027	0.027
Beryllium	mg/L	NA	0.0005	NC	NC	NC	NC	NC
Boron	mg/L	NA	**0.045[(5)]**	NC	NC	NC	**0.019**	**0.019**
Cadmium	mg/L	NA	0.0011	NC	NC	NC	NC	NC
Calcium	mg/L	57	74	62.0	59.6	15.3	8.4	78
Chromium-Hexavalent	mg/L	NA	NA	NC	NC	NC	NC	NC
Chromium-Total	mg/L	NA	0.0011	NC	NC	NC	**0.0017**	**0.0017**
Cobalt	mg/L	NA	0.0013	NC	NC	NC	NC	NC
Copper	mg/L	NA	**0.0048[(5)]**	NC	NC	NC	NC	NC
Iron	mg/L	NA	0.03	NC	NC	NC	NC	NC
Lead	mg/L	NA	0.004	NC	NC	NC	NC	NC
Magnesium	mg/L	8.9	11	9.60	9.20	2.40	1.1	12
Manganese	mg/L	NA	0.004	NC	NC	NC	NC	NC
Mercury	mg/L	NA	0.000033	NC	NC	NC	NC	NC
Molybdenum	mg/L	NA	**0.0028**	NC	NC	NC	**0.0028**	**0.0028**
Nickel	mg/L	NA	0.002	NC	NC	NC	NC	NC
Phosphorus	mg/L	NA	0.03	NC	NC	NC	**0.017**	**0.017**
Potassium	mg/L	NA	2.6	3.00	2.90	0.200	2.6	3.0
Selenium	mg/L	NA	**0.016**	NC	NC	NC	0.011	**0.016**
Silver	mg/L	NA	0.0019	NC	NC	NC	NC	NC
Sodium	mg/L	9.3	11	11.0	10.2	2.53	2.0	14
Thallium	mg/L	NA	0.024	NC	NC	NC	NC	NC
Tin	mg/L	NA	0.0067	NC	NC	NC	**0.0051**	**0.0051**
Vanadium	mg/L	NA	0.0022	NC	NC	NC	NC	NC
Zinc	mg/L	NA	**0.0052[(5)]**	NC	NC	NC	NC	NC
VOLATILE ORGANIC COMPOUNDS								
1,1-Dichloroethane	µg/L	0.11	0.11	0.110	0.113	0.0128	0.11	**0.17**
Chloroform	µg/L	0.12	0.12	NC	NC	NC	0.072	**0.36**
Chloromethane	µg/L	0.14	0.14	NC	NC	NC	0.11	**0.28**
cis-1,2-Dichloroethene	µg/L	0.085	0.085	NC	NC	NC	0.085	0.69
Dichlorodifluoromethane	µg/L	1.0	0.76	1.20	1.31	0.526	0.58	2.8
p+m-Xylenes	µg/L	0.28	0.28	NC	NC	NC	0.28	**0.32**
o-Xylene	µg/L	0.082	0.082	NC	NC	NC	0.082	**0.31**
Tetrachloroethene	µg/L	2.3	2.6	1.75	1.96	1.26	1.0	8.0
Trichloroethene	µg/L	**0.090**	**0.10**	NC	NC	NC	**0.085**	0.57
Trichlorofluoromethane	µg/L	0.92	0.69	0.660	0.628	0.233	0.13	1.2
Total Xylenes	µg/L	0.36	0.36	NC	NC	NC	0.36	**0.63**
SEMI-VOLATILE ORGANIC COMPOUNDS: ND								
HERBICIDES, PESTICIDES & PCBs: ND								

[EA] (Extended analysis) - Appendix I and Appendix II constituents analyzed. Other monitoring periods analyzed for routine monitoring parameters. Only detected compounds included above.

TABLE 5-34
MID-VALLEY SANITARY LANDFILL
HISTORICAL SUMMARY - MONITORING WELL F-34A

ANALYTE	UNITS	Jul 2008	Oct 2008	Jan 2009	Apr 2009	Jul 2009	Oct 2009	Jan 2010	Apr 2010	Jul 2010	Oct 2010
FIELD PARAMETERS											
Dissolved Oxygen	mg/L	NA	NA	NA	NA	DRY	DRY	DRY	DRY	DRY	DRY
Oxidation-Reduction Potential	mV	NA	NA	NA	NA	DRY	DRY	DRY	DRY	DRY	DRY
pH	units	6.31	6.48	NA	NA	DRY	DRY	DRY	DRY	DRY	DRY
Specific Conductance	µmhos/cm	579	564	NA	NA	DRY	DRY	DRY	DRY	DRY	DRY
Temperature	C°	20.4	21	NA	NA	DRY	DRY	DRY	DRY	DRY	DRY
Turbidity	NTU	NA	NA	NA	NA	DRY	DRY	DRY	DRY	DRY	DRY
GENERAL CHEMISTRY											
Alkalinity	mg/L	NA	NA	NA	NA	DRY	DRY	DRY	DRY	DRY	DRY
Anions	meq/L	NA	NA	NA	NA	DRY	DRY	DRY	DRY	DRY	DRY
Bicarbonate	mg/L	NA	NA	NA	NA	DRY	DRY	DRY	DRY	DRY	DRY
Carbonate	mg/L	NA	NA	NA	NA	DRY	DRY	DRY	DRY	DRY	DRY
Cations	meq/L	NA	NA	NA	NA	DRY	DRY	DRY	DRY	DRY	DRY
Chemical Oxygen Demand (COD)	mg/L	NA	NA	NA	NA	DRY	DRY	DRY	DRY	DRY	DRY
Chloride	mg/L	6.5	13	NA	NA	DRY	DRY	DRY	DRY	DRY	DRY
Cyanide	mg/L	NA	NA	NA	NA	DRY	DRY	DRY	DRY	DRY	DRY
Fluoride	mg/L	NA	NA	NA	NA	DRY	DRY	DRY	DRY	DRY	DRY
Hardness	mg/L	NA	NA	NA	NA	DRY	DRY	DRY	DRY	DRY	DRY
Hydroxide	mg/L	NA	NA	NA	NA	DRY	DRY	DRY	DRY	DRY	DRY
Nitrate (as N)	mg/L	6.4	5.8	NA	NA	DRY	DRY	DRY	DRY	DRY	DRY
ortho-Phosphate Phosphorus	mg/L	NA	NA	NA	NA	DRY	DRY	DRY	DRY	DRY	DRY
Perchlorate	mg/L	0.00030	0.00030	NA	NA	DRY	DRY	DRY	DRY	DRY	DRY
Phenols, Total	mg/L	NA	NA	NA	NA	DRY	DRY	DRY	DRY	DRY	DRY
Sulfate	mg/L	23	22	NA	NA	DRY	DRY	DRY	DRY	DRY	DRY
Sulfide	mg/L	NA	NA	NA	NA	DRY	DRY	DRY	DRY	DRY	DRY
Total Dissolved Solids (TDS)	mg/L	330	460	NA	NA	DRY	DRY	DRY	DRY	DRY	DRY
Total Organic Carbon (TOC)	mg/L	NA	NA	NA	NA	DRY	DRY	DRY	DRY	DRY	DRY
Total Organic Halides (TOX)	mg/L	NA	NA	NA	NA	DRY	DRY	DRY	DRY	DRY	DRY
METALS											
Aluminum	mg/L	NA	NA	NA	NA	DRY	DRY	DRY	DRY	DRY	DRY
Antimony	mg/L	NA	NA	NA	NA	DRY	DRY	DRY	DRY	DRY	DRY
Arsenic	mg/L	NA	NA	NA	NA	DRY	DRY	DRY	DRY	DRY	DRY
Barium	mg/L	NA	NA	NA	NA	DRY	DRY	DRY	DRY	DRY	DRY
Beryllium	mg/L	NA	NA	NA	NA	DRY	DRY	DRY	DRY	DRY	DRY
Boron	mg/L	NA	NA	NA	NA	DRY	DRY	DRY	DRY	DRY	DRY
Cadmium	mg/L	NA	NA	NA	NA	DRY	DRY	DRY	DRY	DRY	DRY
Calcium	mg/L	77	110	NA	NA	DRY	DRY	DRY	DRY	DRY	DRY
Chromium-Hexavalent	mg/L	NA	NA	NA	NA	DRY	DRY	DRY	DRY	DRY	DRY
Chromium-Total	mg/L	NA	NA	NA	NA	DRY	DRY	DRY	DRY	DRY	DRY
Cobalt	mg/L	NA	NA	NA	NA	DRY	DRY	DRY	DRY	DRY	DRY
Copper	mg/L	NA	NA	NA	NA	DRY	DRY	DRY	DRY	DRY	DRY
Iron	mg/L	NA	NA	NA	NA	DRY	DRY	DRY	DRY	DRY	DRY
Lead	mg/L	NA	NA	NA	NA	DRY	DRY	DRY	DRY	DRY	DRY
Magnesium	mg/L	12	18	NA	NA	DRY	DRY	DRY	DRY	DRY	DRY
Manganese	mg/L	NA	NA	NA	NA	DRY	DRY	DRY	DRY	DRY	DRY
Mercury	mg/L	NA	NA	NA	NA	DRY	DRY	DRY	DRY	DRY	DRY
Molybdenum	mg/L	NA	NA	NA	NA	DRY	DRY	DRY	DRY	DRY	DRY
Nickel	mg/L	NA	NA	NA	NA	DRY	DRY	DRY	DRY	DRY	DRY
Phosphorus	mg/L	NA	NA	NA	NA	DRY	DRY	DRY	DRY	DRY	DRY
Potassium	mg/L	NA	NA	NA	NA	DRY	DRY	DRY	DRY	DRY	DRY
Selenium	mg/L	NA	NA	NA	NA	DRY	DRY	DRY	DRY	DRY	DRY
Silver	mg/L	NA	NA	NA	NA	DRY	DRY	DRY	DRY	DRY	DRY
Sodium	mg/L	14	18	NA	NA	DRY	DRY	DRY	DRY	DRY	DRY
Thallium	mg/L	NA	NA	NA	NA	DRY	DRY	DRY	DRY	DRY	DRY
Tin	mg/L	NA	NA	NA	NA	DRY	DRY	DRY	DRY	DRY	DRY
Vanadium	mg/L	NA	NA	NA	NA	DRY	DRY	DRY	DRY	DRY	DRY
Zinc	mg/L	NA	NA	NA	NA	DRY	DRY	DRY	DRY	DRY	DRY
VOLATILE ORGANIC COMPOUNDS											
1,1-Dichloroethane	µg/L	0.13	1.2	NA	NA	DRY	DRY	DRY	DRY	DRY	DRY
1,2-Dichloroethane	µg/L	0.24	0.24	NA	NA	DRY	DRY	DRY	DRY	DRY	DRY
1,2-Dichloropropane	µg/L	0.16	**0.33**	NA	NA	DRY	DRY	DRY	DRY	DRY	DRY
Acetone	µg/L	4.6	4.6	NA	NA	DRY	DRY	DRY	DRY	DRY	DRY
Benzene	µg/L	0.18	0.18	NA	NA	DRY	DRY	DRY	DRY	DRY	DRY
Chloroform	µg/L	2.0	0.79[(5)]	NA	NA	DRY	DRY	DRY	DRY	DRY	DRY
cis-1,2-Dichloroethene	µg/L	0.32	3.4	NA	NA	DRY	DRY	DRY	DRY	DRY	DRY
Dichlorodifluoromethane	µg/L	6.0	7.3	NA	NA	DRY	DRY	DRY	DRY	DRY	DRY
Methylene Chloride	µg/L	0.27	**0.35[(5)]**	NA	NA	DRY	DRY	DRY	DRY	DRY	DRY
Tetrachloroethene	µg/L	13	23	NA	NA	DRY	DRY	DRY	DRY	DRY	DRY
Trichloroethene	µg/L	**0.46**	2.1	NA	NA	DRY	DRY	DRY	DRY	DRY	DRY
Trichlorofluoromethane	µg/L	2.2	1.7	NA	NA	DRY	DRY	DRY	DRY	DRY	DRY
t-Butyl alcohol	µg/L	NA	NA	NA	NA	DRY	DRY	DRY	DRY	DRY	DRY
Vinyl chloride	µg/L	0.16	0.16	NA	NA	DRY	DRY	DRY	DRY	DRY	DRY
SEMI-VOLATILE ORGANIC COMPOUNDS: NA											
HERBICIDES, PESTICIDES & PCBs: NA											

[EA] (Extended analysis) - Appendix I and Appendix II constituents analyzed. Other monitoring periods analyzed for routine monitoring parameters. Only detected compounds included above.

TABLE 5-34 (CONT'D)
MID-VALLEY SANITARY LANDFILL
HISTORICAL SUMMARY - MONITORING WELL F-34A

ANALYTE	UNITS	Jan 2011	Apr 2011	Jul 2011	Oct 2011	Jan 2012	May 2012	Jul[RA] 2012	Jul[RB] 2012	Aug 2012	Nov 2012
FIELD PARAMETERS											
Dissolved Oxygen	mg/L	DRY	DRY	DRY	DRY	NA	NA	NA	NA	0.0	1.5
Oxidation-Reduction Potential	mV	DRY	DRY	DRY	DRY	NA	NA	NA	NA	108	140
pH	units	DRY	DRY	DRY	DRY	6.62	6.45	6.89	6.89	6.59	6.51
Specific Conductance	µmhos/cm	DRY	DRY	DRY	DRY	765	1080	893	893	766	552
Temperature	C°	DRY	DRY	DRY	DRY	18.2	22.0	21.6	21.6	22.9	20.7
Turbidity	NTU	DRY	DRY	DRY	DRY	NA	NA	NA	NA	1.6	0.1
GENERAL CHEMISTRY											
Alkalinity	mg/L	DRY	DRY	DRY	DRY	NA	NA	NA	NA	NA	NA
Anions	meq/L	DRY	DRY	DRY	DRY	NA	NA	NA	NA	NA	NA
Bicarbonate	mg/L	DRY	DRY	DRY	DRY	NA	NA	NA	NA	NA	NA
Carbonate	mg/L	DRY	DRY	DRY	DRY	NA	NA	NA	NA	NA	NA
Cations	meq/L	DRY	DRY	DRY	DRY	NA	NA	NA	NA	NA	NA
Chemical Oxygen Demand (COD)	mg/L	DRY	DRY	DRY	DRY	NA	NA	NA	NA	NA	NA
Chloride	mg/L	DRY	DRY	DRY	DRY	8.1	77	40	40	31	22
Cyanide	mg/L	DRY	DRY	DRY	DRY	NA	NA	NA	NA	NA	NA
Fluoride	mg/L	DRY	DRY	DRY	DRY	NA	NA	NA	NA	NA	NA
Hardness	mg/L	DRY	DRY	DRY	DRY	NA	NA	NA	NA	NA	NA
Hydroxide	mg/L	DRY	DRY	DRY	DRY	NA	NA	NA	NA	NA	NA
Nitrate (as N)	mg/L	DRY	DRY	DRY	DRY	3.2	2.9	NA	NA	5.0	5.4
ortho-Phosphate Phosphorus	mg/L	DRY	DRY	DRY	DRY	NA	NA	NA	NA	NA	NA
Perchlorate	mg/L	DRY	DRY	DRY	DRY	NA	NA	NA	NA	0.00081	0.00081
Phenols, Total	mg/L	DRY	DRY	DRY	DRY	NA	NA	NA	NA	NA	NA
Sulfate	mg/L	DRY	DRY	DRY	DRY	21	21	NA	NA	13	17
Sulfide	mg/L	DRY	DRY	DRY	DRY	NA	NA	NA	NA	NA	NA
Total Dissolved Solids (TDS)	mg/L	DRY	DRY	DRY	DRY	340	650	580	580	480	410
Total Organic Carbon (TOC)	mg/L	DRY	DRY	DRY	DRY	NA	NA	NA	NA	NA	NA
Total Organic Halides (TOX)	mg/L	DRY	DRY	DRY	DRY	NA	NA	NA	NA	NA	NA
METALS											
Aluminum	mg/L	DRY	DRY	DRY	DRY	NA	NA	NA	NA	NA	NA
Antimony	mg/L	DRY	DRY	DRY	DRY	NA	NA	NA	NA	NA	NA
Arsenic	mg/L	DRY	DRY	DRY	DRY	NA	NA	NA	NA	NA	NA
Barium	mg/L	DRY	DRY	DRY	DRY	NA	NA	NA	NA	NA	NA
Beryllium	mg/L	DRY	DRY	DRY	DRY	NA	NA	NA	NA	NA	NA
Boron	mg/L	DRY	DRY	DRY	DRY	NA	NA	NA	NA	NA	NA
Cadmium	mg/L	DRY	DRY	DRY	DRY	NA	NA	NA	NA	NA	NA
Calcium	mg/L	DRY	DRY	DRY	DRY	100	170	140	150	120	97
Chromium-Hexavalent	mg/L	DRY	DRY	DRY	DRY	NA	NA	NA	NA	NA	NA
Chromium-Total	mg/L	DRY	DRY	DRY	DRY	NA	NA	NA	NA	NA	NA
Cobalt	mg/L	DRY	DRY	DRY	DRY	NA	NA	NA	NA	NA	NA
Copper	mg/L	DRY	DRY	DRY	DRY	NA	NA	NA	NA	NA	NA
Iron	mg/L	DRY	DRY	DRY	DRY	NA	NA	NA	NA	NA	NA
Lead	mg/L	DRY	DRY	DRY	DRY	NA	NA	NA	NA	NA	NA
Magnesium	mg/L	DRY	DRY	DRY	DRY	16	28	22	23	20	15
Manganese	mg/L	DRY	DRY	DRY	DRY	NA	NA	NA	NA	NA	NA
Mercury	mg/L	DRY	DRY	DRY	DRY	NA	NA	NA	NA	NA	NA
Molybdenum	mg/L	DRY	DRY	DRY	DRY	NA	NA	NA	NA	NA	NA
Nickel	mg/L	DRY	DRY	DRY	DRY	NA	NA	NA	NA	NA	NA
Phosphorus	mg/L	DRY	DRY	DRY	DRY	NA	NA	NA	NA	NA	NA
Potassium	mg/L	DRY	DRY	DRY	DRY	NA	NA	NA	NA	NA	NA
Selenium	mg/L	DRY	DRY	DRY	DRY	NA	NA	NA	NA	NA	NA
Silver	mg/L	DRY	DRY	DRY	DRY	NA	NA	NA	NA	NA	NA
Sodium	mg/L	DRY	DRY	DRY	DRY	29	19	NA	NA	16	14
Thallium	mg/L	DRY	DRY	DRY	DRY	NA	NA	NA	NA	NA	NA
Tin	mg/L	DRY	DRY	DRY	DRY	NA	NA	NA	NA	NA	NA
Vanadium	mg/L	DRY	DRY	DRY	DRY	NA	NA	NA	NA	NA	NA
Zinc	mg/L	DRY	DRY	DRY	DRY	NA	NA	NA	NA	NA	NA
VOLATILE ORGANIC COMPOUNDS											
1,1-Dichloroethane	µg/L	DRY	DRY	DRY	DRY	0.73	2.4	1.4	1.4	1.0	0.54
1,2-Dichloroethane	µg/L	DRY	DRY	DRY	DRY	0.17	**0.20**	0.17	0.17	0.17	0.17
1,2-Dichloropropane	µg/L	DRY	DRY	DRY	DRY	**0.16**	**0.49**	**0.23**	**0.27**	**0.16**	0.13
Acetone	µg/L	DRY	DRY	DRY	DRY	4.6	4.6	4.6	4.6	4.6	4.6
Benzene	µg/L	DRY	DRY	DRY	DRY	0.083	1.4	0.61	0.64	**0.42**	**0.24**
Chloroform	µg/L	DRY	DRY	DRY	DRY	0.50(5)	1.2(5)	0.79	0.79	0.56	**0.32**
cis-1,2-Dichloroethene	µg/L	DRY	DRY	DRY	DRY	2.3	5.6	2.6	2.5	1.7	1.0
Dichlorodifluoromethane	µg/L	DRY	DRY	DRY	DRY	5.0	10	10	7.5	10	10
Methylene Chloride	µg/L	DRY	DRY	DRY	DRY	0.48	18	8.0	7.4	4.0	**0.63**
Tetrachloroethene	µg/L	DRY	DRY	DRY	DRY	26	35	27	27	22	23
Trichloroethene	µg/L	DRY	DRY	DRY	DRY	1.8	4.9	3.2	3.1	2.4	1.6
Trichlorofluoromethane	µg/L	DRY	DRY	DRY	DRY	1.6	4.4	3.6	3.6	3.6	2.4
t-Butyl alcohol	µg/L	DRY	DRY	DRY	DRY	9.4	9.4	9.4	9.4	9.4	9.4
Vinyl chloride	µg/L	DRY	DRY	DRY	DRY	0.12	0.93	**0.39**	**0.35**	**0.23**	**0.18**
SEMI-VOLATILE ORGANIC COMPOUNDS: NA											
HERBICIDES, PESTICIDES & PCBs: NA											

[EA] (Extended analysis) - Appendix I and Appendix II constituents analyzed. Other monitoring periods analyzed for routine monitoring parameters. Only detected compounds included above.

TABLE 5-34 (CONT'D)
MID-VALLEY SANITARY LANDFILL
HISTORICAL SUMMARY - MONITORING WELL F-34A

ANALYTE	UNITS	Feb 2013	May 2013	Aug 2013	Nov 2013	Feb 2014	May 2014	Aug 2014	Nov 2014
FIELD PARAMETERS									
Dissolved Oxygen	mg/L	0.39	1.42	3.51	NA	DRY	DRY	DRY	DRY
Oxidation-Reduction Potential	mV	180	111	294	NA	DRY	DRY	DRY	DRY
pH	units	7.08	6.75	7.01	NA	DRY	DRY	DRY	DRY
Specific Conductance	µmhos/cm	451	415	606	NA	DRY	DRY	DRY	DRY
Temperature	C°	21.29	22.20	26.99	NA	DRY	DRY	DRY	DRY
Turbidity	NTU	0.2	4.9	3.2	NA	DRY	DRY	DRY	DRY
GENERAL CHEMISTRY									
Alkalinity	mg/L	NA	NA	NA	NA	DRY	DRY	DRY	DRY
Anions	meq/L	NA	NA	NA	NA	DRY	DRY	DRY	DRY
Bicarbonate	mg/L	NA	NA	NA	NA	DRY	DRY	DRY	DRY
Carbonate	mg/L	NA	NA	NA	NA	DRY	DRY	DRY	DRY
Cations	meq/L	NA	NA	NA	NA	DRY	DRY	DRY	DRY
Chemical Oxygen Demand (COD)	mg/L	NA	NA	NA	NA	DRY	DRY	DRY	DRY
Chloride	mg/L	10	6.2	6.3	NA	DRY	DRY	DRY	DRY
Cyanide	mg/L	NA	NA	NA	NA	DRY	DRY	DRY	DRY
Fluoride	mg/L	NA	NA	NA	NA	DRY	DRY	DRY	DRY
Hardness	mg/L	NA	NA	NA	NA	DRY	DRY	DRY	DRY
Hydroxide	mg/L	NA	NA	NA	NA	DRY	DRY	DRY	DRY
Nitrate (as N)	mg/L	5.2	4.9	3.2	NA	DRY	DRY	DRY	DRY
ortho-Phosphate Phosphorus	mg/L	NA	NA	NA	NA	DRY	DRY	DRY	DRY
Perchlorate	mg/L	0.00081	0.00081	0.00081	NA	DRY	DRY	DRY	DRY
Phenols, Total	mg/L	NA	NA	NA	NA	DRY	DRY	DRY	DRY
Sulfate	mg/L	19	20	19	NA	DRY	DRY	DRY	DRY
Sulfide	mg/L	NA	NA	NA	NA	DRY	DRY	DRY	DRY
Total Dissolved Solids (TDS)	mg/L	310	320	350	NA	DRY	DRY	DRY	DRY
Total Organic Carbon (TOC)	mg/L	NA	NA	NA	NA	DRY	DRY	DRY	DRY
Total Organic Halides (TOX)	mg/L	NA	NA	NA	NA	DRY	DRY	DRY	DRY
METALS									
Aluminum	mg/L	NA	NA	NA	NA	DRY	DRY	DRY	DRY
Antimony	mg/L	NA	NA	NA	NA	DRY	DRY	DRY	DRY
Arsenic	mg/L	NA	NA	NA	NA	DRY	DRY	DRY	DRY
Barium	mg/L	NA	NA	NA	NA	DRY	DRY	DRY	DRY
Beryllium	mg/L	NA	NA	NA	NA	DRY	DRY	DRY	DRY
Boron	mg/L	NA	NA	NA	NA	DRY	DRY	DRY	DRY
Cadmium	mg/L	NA	NA	NA	NA	DRY	DRY	DRY	DRY
Calcium	mg/L	82	81	90	NA	DRY	DRY	DRY	DRY
Chromium-Hexavalent	mg/L	NA	NA	NA	NA	DRY	DRY	DRY	DRY
Chromium-Total	mg/L	NA	NA	NA	NA	DRY	DRY	DRY	DRY
Cobalt	mg/L	NA	NA	NA	NA	DRY	DRY	DRY	DRY
Copper	mg/L	NA	NA	NA	NA	DRY	DRY	DRY	DRY
Iron	mg/L	NA	NA	NA	NA	DRY	DRY	DRY	DRY
Lead	mg/L	NA	NA	NA	NA	DRY	DRY	DRY	DRY
Magnesium	mg/L	12	12	13	NA	DRY	DRY	DRY	DRY
Manganese	mg/L	NA	NA	NA	NA	DRY	DRY	DRY	DRY
Mercury	mg/L	NA	NA	NA	NA	DRY	DRY	DRY	DRY
Molybdenum	mg/L	NA	NA	NA	NA	DRY	DRY	DRY	DRY
Nickel	mg/L	NA	NA	NA	NA	DRY	DRY	DRY	DRY
Phosphorus	mg/L	NA	NA	NA	NA	DRY	DRY	DRY	DRY
Potassium	mg/L	NA	NA	NA	NA	DRY	DRY	DRY	DRY
Selenium	mg/L	NA	NA	NA	NA	DRY	DRY	DRY	DRY
Silver	mg/L	NA	NA	NA	NA	DRY	DRY	DRY	DRY
Sodium	mg/L	13	12	13	NA	DRY	DRY	DRY	DRY
Thallium	mg/L	NA	NA	NA	NA	DRY	DRY	DRY	DRY
Tin	mg/L	NA	NA	NA	NA	DRY	DRY	DRY	DRY
Vanadium	mg/L	NA	NA	NA	NA	DRY	DRY	DRY	DRY
Zinc	mg/L	NA	NA	NA	NA	DRY	DRY	DRY	DRY
VOLATILE ORGANIC COMPOUNDS									
1,1-Dichloroethane	µg/L	**0.32**	**0.35**	**0.14**	NA	DRY	DRY	DRY	DRY
1,2-Dichloroethane	µg/L	0.17	0.17	0.17	NA	DRY	DRY	DRY	DRY
1,2-Dichloropropane	µg/L	0.13	0.13	0.13	NA	DRY	DRY	DRY	DRY
Acetone	µg/L	4.6	4.6	16[(5)]	NA	DRY	DRY	DRY	DRY
Benzene	µg/L	**0.10**	0.083	0.083	NA	DRY	DRY	DRY	DRY
Chloroform	µg/L	**0.15**	**0.14**	0.12	NA	DRY	DRY	DRY	DRY
cis-1,2-Dichloroethene	µg/L	0.53	0.68	0.085	NA	DRY	DRY	DRY	DRY
Dichlorodifluoromethane	µg/L	11	6.0	2.7	NA	DRY	DRY	DRY	DRY
Methylene Chloride	µg/L	0.48	0.48	0.48	NA	DRY	DRY	DRY	DRY
Tetrachloroethene	µg/L	16	14	5.9	NA	DRY	DRY	DRY	DRY
Trichloroethene	µg/L	0.94	0.90	**0.20**	NA	DRY	DRY	DRY	DRY
Trichlorofluoromethane	µg/L	1.8	1.6	0.86	NA	DRY	DRY	DRY	DRY
t-Butyl alcohol	µg/L	9.4	9.4	57[(5)]	NA	DRY	DRY	DRY	DRY
Vinyl chloride	µg/L	0.12	0.12	0.12	NA	DRY	DRY	DRY	DRY
SEMI-VOLATILE ORGANIC COMPOUNDS: NA									
HERBICIDES, PESTICIDES & PCBs: NA									

[EA] (Extended analysis) - Appendix I and Appendix II constituents analyzed. Other monitoring periods analyzed for routine monitoring parameters. Only detected compounds included above.

TABLE 5-34 (CONT'D)
MID-VALLEY SANITARY LANDFILL
HISTORICAL SUMMARY - MONITORING WELL F-34A

ANALYTE	UNITS	Feb 2015	May 2015	MED.	AVG.	STD. DEV.	MIN.	MAX.
FIELD PARAMETERS								
Dissolved Oxygen	mg/L	DRY	DRY	1.42	1.48	1.52	0.0	3.51
Oxidation-Reduction Potential	mV	DRY	DRY	140	176	84.3	108	294
pH	units	DRY	DRY	6.62	6.69	0.278	6.31	7.08
Specific Conductance	µmhos/cm	DRY	DRY	606	697	235	415	1080
Temperature	C°	DRY	DRY	21.6	21.9	2.67	18.2	26.99
Turbidity	NTU	DRY	DRY	1.60	2.14	2.19	0.1	4.9
GENERAL CHEMISTRY								
Alkalinity	mg/L	DRY	DRY	NC	NC	NC	NC	NC
Anions	meq/L	DRY	DRY	NC	NC	NC	NC	NC
Bicarbonate	mg/L	DRY	DRY	NC	NC	NC	NC	NC
Carbonate	mg/L	DRY	DRY	NC	NC	NC	NC	NC
Cations	meq/L	DRY	DRY	NC	NC	NC	NC	NC
Chemical Oxygen Demand (COD)	mg/L	DRY	DRY	NC	NC	NC	NC	NC
Chloride	mg/L	DRY	DRY	13.0	26.4	25.7	6.2	77
Cyanide	mg/L	DRY	DRY	NC	NC	NC	NC	NC
Fluoride	mg/L	DRY	DRY	NC	NC	NC	NC	NC
Hardness	mg/L	DRY	DRY	NC	NC	NC	NC	NC
Hydroxide	mg/L	DRY	DRY	NC	NC	NC	NC	NC
Nitrate (as N)	mg/L	DRY	DRY	5.00	4.66	1.37	2.9	6.4
ortho-Phosphate Phosphorus	mg/L	DRY	DRY	NC	NC	NC	NC	NC
Perchlorate	mg/L	DRY	DRY	NC	NC	NC	NC	NC
Phenols, Total	mg/L	DRY	DRY	NC	NC	NC	NC	NC
Sulfate	mg/L	DRY	DRY	20.0	19.2	3.54	13	23
Sulfide	mg/L	DRY	DRY	NC	NC	NC	NC	NC
Total Dissolved Solids (TDS)	mg/L	DRY	DRY	410	444	132	310	650
Total Organic Carbon (TOC)	mg/L	DRY	DRY	NC	NC	NC	NC	NC
Total Organic Halides (TOX)	mg/L	DRY	DRY	NC	NC	NC	NC	NC
METALS								
Aluminum	mg/L	DRY	DRY	NC	NC	NC	NC	NC
Antimony	mg/L	DRY	DRY	NC	NC	NC	NC	NC
Arsenic	mg/L	DRY	DRY	NC	NC	NC	NC	NC
Barium	mg/L	DRY	DRY	NC	NC	NC	NC	NC
Beryllium	mg/L	DRY	DRY	NC	NC	NC	NC	NC
Boron	mg/L	DRY	DRY	NC	NC	NC	NC	NC
Cadmium	mg/L	DRY	DRY	NC	NC	NC	NC	NC
Calcium	mg/L	DRY	DRY	100	113	34.4	77	170
Chromium-Hexavalent	mg/L	DRY	DRY	NC	NC	NC	NC	NC
Chromium-Total	mg/L	DRY	DRY	NC	NC	NC	NC	NC
Cobalt	mg/L	DRY	DRY	NC	NC	NC	NC	NC
Copper	mg/L	DRY	DRY	NC	NC	NC	NC	NC
Iron	mg/L	DRY	DRY	NC	NC	NC	NC	NC
Lead	mg/L	DRY	DRY	NC	NC	NC	NC	NC
Magnesium	mg/L	DRY	DRY	16.0	17.8	5.96	12	28
Manganese	mg/L	DRY	DRY	NC	NC	NC	NC	NC
Mercury	mg/L	DRY	DRY	NC	NC	NC	NC	NC
Molybdenum	mg/L	DRY	DRY	NC	NC	NC	NC	NC
Nickel	mg/L	DRY	DRY	NC	NC	NC	NC	NC
Phosphorus	mg/L	DRY	DRY	NC	NC	NC	NC	NC
Potassium	mg/L	DRY	DRY	NC	NC	NC	NC	NC
Selenium	mg/L	DRY	DRY	NC	NC	NC	NC	NC
Silver	mg/L	DRY	DRY	NC	NC	NC	NC	NC
Sodium	mg/L	DRY	DRY	14.0	17.2	6.27	12	29
Thallium	mg/L	DRY	DRY	NC	NC	NC	NC	NC
Tin	mg/L	DRY	DRY	NC	NC	NC	NC	NC
Vanadium	mg/L	DRY	DRY	NC	NC	NC	NC	NC
Zinc	mg/L	DRY	DRY	NC	NC	NC	NC	NC
VOLATILE ORGANIC COMPOUNDS								
1,1-Dichloroethane	µg/L	DRY	DRY	0.730	0.934	0.798	0.13	2.4
1,2-Dichloroethane	µg/L	DRY	DRY	0.170	0.185	0.0267	0.17	**0.20**
1,2-Dichloropropane	µg/L	DRY	DRY	0.160	0.226	0.133	0.13	**0.49**
Acetone	µg/L	DRY	DRY	NC	NC	NC	4.6	16
Benzene	µg/L	DRY	DRY	0.180	0.423	0.475	0.083	1.4
Chloroform	µg/L	DRY	DRY	0.440	0.699	0.734	0.12	2.0
cis-1,2-Dichloroethene	µg/L	DRY	DRY	1.70	2.03	1.91	0.085	5.6
Dichlorodifluoromethane	µg/L	DRY	DRY	7.50	7.63	2.97	2.7	11
Methylene Chloride	µg/L	DRY	DRY	0.555	4.87	6.74	0.27	18
Tetrachloroethene	µg/L	DRY	DRY	23.0	21.0	9.54	5.9	35
Trichloroethene	µg/L	DRY	DRY	1.80	2.05	1.61	0.20	4.9
Trichlorofluoromethane	µg/L	DRY	DRY	2.20	2.51	1.26	0.86	4.4
t-Butyl alcohol	µg/L	DRY	DRY	NC	NC	NC	9.4	57
Vinyl chloride	µg/L	DRY	DRY	0.160	0.400	0.585	0.12	2.2
SEMI-VOLATILE ORGANIC COMPOUNDS: NA								
HERBICIDES, PESTICIDES & PCBs: NA								

[EA] (Extended analysis) - Appendix I and Appendix II constituents analyzed. Other monitoring periods analyzed for routine monitoring parameters. Only detected compounds included above.

TABLE 5-35
MID-VALLEY SANITARY LANDFILL
HISTORICAL SUMMARY - MONITORING WELL F-34B

ANALYTE	UNITS	Jul 2008	Oct 2008	Jan 2009	Apr 2009	Jul 2009	Oct 2009	Nov R1 2009	Nov R2 2009	Dec R1 2009	Dec R2 2009
FIELD PARAMETERS											
Dissolved Oxygen	mg/L	NA	NA	5.28	5.28	4.88	6.68	3.99	3.99	4.7	4.7
Oxidation-Reduction Potential	mV	NA	NA	NA	NA	NA	NA	NA	NA	NA	NA
pH	units	7.17	7.14	7.23	7.45	7.30	7.45	6.27	6.27	7.37	7.37
Specific Conductance	µmhos/cm	325	364	487	510	511	529	523	523	529	529
Temperature	C°	24.4	23.2	20.7	21.4	21.9	21.3	21.5	21.5	20.4	20.4
Turbidity	NTU	NA	NA	76.9	34.1	9.9	5.7	13.4	13.4	2.1	2.1
GENERAL CHEMISTRY											
Alkalinity	mg/L	NA	NA	NA	NA	NA	NA	NA	NA	NA	NA
Anions	meq/L	NA	NA	NA	NA	NA	NA	NA	NA	NA	NA
Bicarbonate	mg/L	NA	NA	NA	NA	NA	NA	NA	NA	NA	NA
Carbonate	mg/L	NA	NA	NA	NA	NA	NA	NA	NA	NA	NA
Cations	meq/L	NA	NA	NA	NA	NA	NA	NA	NA	NA	NA
Chemical Oxygen Demand (COD)	mg/L	NA	NA	NA	NA	NA	NA	NA	NA	NA	NA
Chloride	mg/L	5.6	7.4	6.6	5.6	6.2	5.0	NA	NA	NA	NA
Cyanide	mg/L	NA	NA	NA	NA	NA	NA	NA	NA	NA	NA
Electrical Conductivity	umhos/cm	NA	NA	NA	NA	NA	NA	NA	NA	NA	NA
Fluoride	mg/L	NA	NA	NA	NA	NA	NA	NA	NA	NA	NA
Hardness	mg/L	NA	NA	NA	NA	NA	NA	NA	NA	NA	NA
Hydroxide	mg/L	NA	NA	NA	NA	NA	NA	NA	NA	NA	NA
Nitrate (as N)	mg/L	6.7	5.9	6.2[e]	6.0	6.1	5.9	NA	NA	NA	NA
ortho-Phosphate Phosphorus	mg/L	NA	NA	NA	NA	NA	NA	NA	NA	NA	NA
Perchlorate	mg/L	0.00030	0.00030	0.002	0.00035	0.00035	0.00035	0.00035[e]	0.00035[e]	0.00035	0.00035
Phenols, Total	mg/L	NA	NA	NA	NA	NA	NA	NA	NA	NA	NA
Sulfate	mg/L	22	23	23	21	23	22	NA	NA	NA	NA
Sulfide	mg/L	NA	NA	NA	NA	NA	NA	NA	NA	NA	NA
Total Dissolved Solids (TDS)	mg/L	330	270	310	300	300	280	NA	NA	NA	NA
Total Organic Carbon (TOC)	mg/L	NA	NA	NA	NA	NA	NA	NA	NA	NA	NA
Total Organic Halides (TOX)	mg/L	NA	NA	NA	NA	NA	NA	NA	NA	NA	NA
METALS											
Aluminum	mg/L	NA	NA	NA	NA	NA	NA	NA	NA	NA	NA
Antimony	mg/L	NA	NA	NA	NA	NA	NA	NA	NA	NA	NA
Arsenic	mg/L	NA	NA	NA	NA	NA	NA	NA	NA	NA	NA
Barium	mg/L	NA	NA	NA	NA	NA	NA	NA	NA	NA	NA
Beryllium	mg/L	NA	NA	NA	NA	NA	NA	NA	NA	NA	NA
Boron	mg/L	NA	NA	NA	NA	NA	NA	NA	NA	NA	NA
Cadmium	mg/L	NA	NA	NA	NA	NA	NA	NA	NA	NA	NA
Calcium	mg/L	66	12	77	80	76	76	NA	NA	NA	NA
Chromium-Hexavalent	mg/L	NA	NA	NA	NA	NA	NA	NA	NA	NA	NA
Chromium-Total	mg/L	NA	NA	NA	NA	NA	NA	NA	NA	NA	NA
Cobalt	mg/L	NA	NA	NA	NA	NA	NA	NA	NA	NA	NA
Copper	mg/L	NA	NA	NA	NA	NA	NA	NA	NA	NA	NA
Iron	mg/L	NA	NA	NA	NA	NA	NA	NA	NA	NA	NA
Lead	mg/L	NA	NA	NA	NA	NA	NA	NA	NA	NA	NA
Magnesium	mg/L	10	2.9	12	12	12	12	NA	NA	NA	NA
Manganese	mg/L	NA	NA	NA	NA	NA	NA	NA	NA	NA	NA
Mercury	mg/L	NA	NA	NA	NA	NA	NA	NA	NA	NA	NA
Molybdenum	mg/L	NA	NA	NA	NA	NA	NA	NA	NA	NA	NA
Nickel	mg/L	NA	NA	NA	NA	NA	NA	NA	NA	NA	NA
Phosphorus	mg/L	NA	NA	NA	NA	NA	NA	NA	NA	NA	NA
Potassium	mg/L	NA	NA	NA	NA	NA	NA	NA	NA	NA	NA
Selenium	mg/L	NA	NA	NA	NA	NA	NA	NA	NA	NA	NA
Silver	mg/L	NA	NA	NA	NA	NA	NA	NA	NA	NA	NA
Sodium	mg/L	19	40	14	13	13	12	NA	NA	NA	NA
Thallium	mg/L	NA	NA	NA	NA	NA	NA	NA	NA	NA	NA
Tin	mg/L	NA	NA	NA	NA	NA	NA	NA	NA	NA	NA
Vanadium	mg/L	NA	NA	NA	NA	NA	NA	NA	NA	NA	NA
Zinc	mg/L	NA	NA	NA	NA	NA	NA	NA	NA	NA	NA
VOLATILE ORGANIC COMPOUNDS											
1,1-Dichloroethane	µg/L	0.13	**0.35**	**0.19**	**0.16**	0.13	0.13	NA	NA	NA	NA
1,2-Dichloroethane	µg/L	0.24	0.24	0.24	0.24	0.24	0.24	NA	NA	NA	NA
1,2-Dichloropropane	µg/L	0.16	0.16	0.16	0.16	0.16	0.16	NA	NA	NA	NA
Benzene	µg/L	0.18	0.18	0.18	0.18	0.18	0.18	NA	NA	NA	NA
Bromoform	µg/L	0.24	0.24	0.24	0.24	0.24	**0.45[5]**	NA	NA	NA	NA
Chloroform	µg/L	1.2	0.57[5]	**0.40**	**0.47**	**0.53[5]**	0.23	NA	NA	NA	NA
cis-1,2-Dichloroethene	µg/L	0.32	1.1	0.85	0.76	0.76	0.53	NA	NA	NA	NA
Dichlorodifluoromethane	µg/L	3.4	3.9	3.6	2.5	3.3	2.2	NA	NA	NA	NA
Methylene chloride	µg/L	0.27	0.27	0.27	0.27	0.27	0.27	NA	NA	NA	NA
p+m-Xylenes	µg/L	NA	NA	NA	NA	NA	NA	NA	NA	NA	NA
o-Xylene	µg/L	NA	NA	NA	NA	NA	NA	NA	NA	NA	NA
Tetrachloroethene	µg/L	6.8	10	5.3	5.1	4.8	5.3	NA	NA	NA	NA
Trichloroethene	µg/L	0.16	0.74	**0.44**	**0.36**	**0.43**	**0.35**	NA	NA	NA	NA
Trichlorofluoromethane	µg/L	1.3	0.97	0.98	0.87	0.98	0.75	NA	NA	NA	NA
Vinyl chloride	µg/L	0.16	0.16	0.16	0.16	0.16	0.16	NA	NA	NA	NA
Total Xylenes	µg/L	NA	NA	NA	NA	NA	NA	NA	NA	NA	NA
SEMI-VOLATILE ORGANIC COMPOUNDS: NA											
HERBICIDES, PESTICIDES & PCBs: NA											

[EA] (Extended analysis) - Appendix I and Appendix II constituents analyzed. Other monitoring periods analyzed for routine monitoring parameters. Only detected compounds included above.

TABLE 5-35 (CONT'D)
MID-VALLEY SANITARY LANDFILL
HISTORICAL SUMMARY - MONITORING WELL F-34B

ANALYTE	UNITS	Jan 2010	Apr 2010	Jul 2010	Oct 2010	Jan 2011	Jan[RA] 2011	Jan[RB] 2011	Feb[RA] 2011	Feb[RB] 2011	Apr 2011
FIELD PARAMETERS											
Dissolved Oxygen	mg/L	6.4	9.5	5.8	6.0	8.6	8.6	8.6	4.6	4.6	4.5
Oxidation-Reduction Potential	mV	NA	NA	232	156	232	232	232	181	181	137
pH	units	7.29	7.33	6.84	7.39	6.76	6.76	6.76	7.10	7.10	6.92
Specific Conductance	µmhos/cm	513	533	512	487	486	486	486	466	466	464
Temperature	C°	21.5	21.3	22.3	20.0	20.5	20.5	20.5	20.6	20.6	20.7
Turbidity	NTU	7.8	62.7	57.4	10.6	56.5	56.5	56.5	27.3	27.3	9.6
GENERAL CHEMISTRY											
Alkalinity	mg/L	NA	NA	NA	200	NA	NA	NA	NA	NA	NA
Anions	meq/L	NA	NA	NA	4.8	NA	NA	NA	NA	NA	NA
Bicarbonate	mg/L	NA	NA	NA	200	NA	NA	NA	NA	NA	NA
Carbonate	mg/L	NA	NA	NA	NA	NA	NA	NA	NA	NA	NA
Cations	meq/L	NA	NA	NA	5.0	NA	NA	NA	NA	NA	NA
Chemical Oxygen Demand (COD)	mg/L	NA	NA	NA	4.5	NA	NA	NA	NA	NA	NA
Chloride	mg/L	5.1	4.9	4.6	4.5	4.5	NA	NA	NA	NA	4.4
Cyanide	mg/L	NA	NA	NA	**0.0041**	NA	0.0016	0.0016	NA	NA	NA
Electrical Conductivity	umhos/cm	NA	NA	NA	453	NA	NA	NA	NA	NA	NA
Fluoride	mg/L	NA	NA	NA	0.22	NA	NA	NA	NA	NA	NA
Hardness	mg/L	NA	NA	NA	220	NA	NA	NA	NA	NA	NA
Hydroxide	mg/L	NA	NA	NA	4.1	NA	NA	NA	NA	NA	NA
Nitrate (as N)	mg/L	5.9	5.8	5.5	4.8	4.7	NA	NA	NA	NA	4.5
ortho-Phosphate Phosphorus	mg/L	NA	NA	NA	**0.040**[(5)]	NA	NA	NA	NA	NA	NA
Perchlorate	mg/L	0.00035	0.00035	0.00035	0.00061	**0.00080**	NA	NA	0.00061	0.00061	0.00061
Phenols, Total	mg/L	NA	NA	NA	**0.0053**[(5)]	NA	NA	NA	NA	NA	NA
Sulfate	mg/L	21	22	20	20	21	NA	NA	NA	NA	20
Sulfide	mg/L	NA	NA	NA	0.050	NA	NA	NA	NA	NA	NA
Total Dissolved Solids (TDS)	mg/L	250	310	320	280	300	NA	NA	NA	NA	330
Total Organic Carbon (TOC)	mg/L	NA	NA	NA	**0.12**	NA	NA	NA	NA	NA	NA
Total Organic Halides (TOX)	mg/L	NA	NA	NA	0.0034	NA	NA	NA	NA	NA	NA
METALS											
Aluminum	mg/L	NA	NA	NA	0.0026	NA	NA	NA	NA	NA	NA
Antimony	mg/L	NA	NA	NA	0.010	NA	NA	NA	NA	NA	NA
Arsenic	mg/L	NA	NA	NA	0.0075	NA	NA	NA	NA	NA	NA
Barium	mg/L	NA	NA	NA	0.031	NA	NA	NA	NA	NA	NA
Beryllium	mg/L	NA	NA	NA	0.0010	NA	NA	NA	NA	NA	NA
Boron	mg/L	NA	NA	NA	**0.020**	NA	NA	NA	NA	NA	NA
Cadmium	mg/L	NA	NA	NA	0.0010	NA	NA	NA	NA	NA	NA
Calcium	mg/L	80	76	77	70	69	NA	NA	NA	NA	69
Chromium-Hexavalent	mg/L	NA	NA	NA	NA	NA	NA	NA	NA	NA	NA
Chromium-Total	mg/L	NA	NA	NA	**0.0015**	NA	NA	NA	NA	NA	NA
Cobalt	mg/L	NA	NA	NA	0.0050	NA	NA	NA	NA	NA	NA
Copper	mg/L	NA	NA	NA	0.0023	NA	NA	NA	NA	NA	NA
Iron	mg/L	NA	NA	NA	0.0050	NA	NA	NA	NA	NA	NA
Lead	mg/L	NA	NA	NA	0.0050	NA	NA	NA	NA	NA	NA
Magnesium	mg/L	13	12	12	11	11	NA	NA	NA	NA	11
Manganese	mg/L	NA	NA	NA	0.0010	NA	NA	NA	NA	NA	NA
Mercury	mg/L	NA	NA	NA	**2E-05**	NA	NA	NA	NA	NA	NA
Molybdenum	mg/L	NA	NA	NA	NA	NA	NA	NA	NA	NA	NA
Nickel	mg/L	NA	NA	NA	**0.0012**	NA	NA	NA	NA	NA	NA
Phosphorus	mg/L	NA	NA	NA	**0.018**	NA	NA	NA	NA	NA	NA
Potassium	mg/L	NA	NA	NA	3.0	NA	NA	NA	NA	NA	NA
Selenium	mg/L	NA	NA	NA	0.011	NA	NA	NA	NA	NA	NA
Silver	mg/L	NA	NA	NA	0.0011	NA	NA	NA	NA	NA	NA
Sodium	mg/L	13	13	14	12	11	NA	NA	NA	NA	12
Thallium	mg/L	NA	NA	NA	0.0015	NA	NA	NA	NA	NA	NA
Tin	mg/L	NA	NA	NA	0.0050	NA	NA	NA	NA	NA	NA
Vanadium	mg/L	NA	NA	NA	**0.0015**	NA	NA	NA	NA	NA	NA
Zinc	mg/L	NA	NA	NA	0.0059	NA	NA	NA	NA	NA	NA
VOLATILE ORGANIC COMPOUNDS											
1,1-Dichloroethane	µg/L	**0.12**	**0.14**	**0.18**	**0.15**	0.11	NA	NA	NA	NA	0.11
1,2-Dichloroethane	µg/L	0.14	0.14	0.17	0.17	0.17	NA	NA	NA	NA	0.17
1,2-Dichloropropane	µg/L	0.12	0.12	0.13	0.13	0.13	NA	NA	NA	NA	0.13
Benzene	µg/L	0.086	0.086	0.083	0.083	0.083	NA	NA	NA	NA	0.083
Bromoform	µg/L	0.23	0.23	0.27	0.27	0.27	NA	NA	NA	NA	0.27
Chloroform	µg/L	**0.35**	**0.32**[(5)]	**0.28**	**0.28**[(5)]	**0.23**[(5)]	NA	NA	NA	NA	**0.31**[(5)]
cis-1,2-Dichloroethene	µg/L	0.60	0.71	1.0	0.93	0.68	NA	NA	NA	NA	0.54
Dichlorodifluoromethane	µg/L	2.4	2.4	2.2	2.4	2.2	NA	NA	NA	NA	1.9
Methylene chloride	µg/L	0.28	0.50	0.48	0.48	0.48	NA	NA	NA	NA	0.48
p+m-Xylenes	µg/L	NA	NA	NA	NA	NA	NA	NA	NA	NA	NA
o-Xylene	µg/L	NA	NA	NA	NA	NA	NA	NA	NA	NA	NA
Tetrachloroethene	µg/L	4.6	5.5	7.4	6.0	5.1	NA	NA	NA	NA	4.3
Trichloroethene	µg/L	**0.37**	**0.37**	**0.47**	**0.40**	**0.30**	NA	NA	NA	NA	**0.26**
Trichlorofluoromethane	µg/L	0.78	0.76	0.13	0.82	0.78	NA	NA	NA	NA	0.62
Vinyl chloride	µg/L	0.14	0.14	0.12	0.12	0.12	NA	NA	NA	NA	0.12
Total Xylenes	µg/L	NA	NA	NA	NA	NA	NA	NA	NA	NA	NA
SEMI-VOLATILE ORGANIC COMPOUNDS: NA											
HERBICIDES, PESTICIDES & PCBs: NA											

[EA] (Extended analysis) - Appendix I and Appendix II constituents analyzed. Other monitoring periods analyzed for routine monitoring parameters. Only detected compounds included above.

TABLE 5-35 (CONT'D)
MID-VALLEY SANITARY LANDFILL
HISTORICAL SUMMARY - MONITORING WELL F-34B

ANALYTE	UNITS	Jul 2011	Oct 2011	Jan 2012	May 2012	Jul[RA] 2012	Jul[RB] 2012	Aug 2012	Nov 2012	Feb 2013	May 2013
FIELD PARAMETERS											
Dissolved Oxygen	mg/L	6.7	4.3	8.4	3.3	0.0	0.0	0.0	1.2	0.40	1.82
Oxidation-Reduction Potential	mV	101	100	77	149	13	13	137	9	114	109
pH	units	6.65	6.85	7.20	6.33	6.76	6.76	6.60	6.41	7.03	6.86
Specific Conductance	µmhos/cm	467	540	432	1,020	872	872	759	545	450	422
Temperature	C°	20.9	22.1	21.1	22.1	21.0	21.0	22.7	21.1	21.20	22.20
Turbidity	NTU	3.9	2.1	6.7	2.6	2.1	2.1	2.6	0	0	5.9
GENERAL CHEMISTRY											
Alkalinity	mg/L	NA	NA	NA	NA	NA	NA	NA	NA	NA	NA
Anions	meq/L	NA	NA	NA	NA	NA	NA	NA	NA	NA	NA
Bicarbonate	mg/L	NA	NA	NA	NA	NA	NA	NA	NA	NA	NA
Carbonate	mg/L	NA	NA	NA	NA	NA	NA	NA	NA	NA	NA
Cations	meq/L	NA	NA	NA	NA	NA	NA	NA	NA	NA	NA
Chemical Oxygen Demand (COD)	mg/L	NA	NA	NA	NA	NA	NA	NA	NA	NA	NA
Chloride	mg/L	3.7	5.4	4.6	74	37	37	29	22	10	6.4
Cyanide	mg/L	NA	NA	NA	NA	NA	NA	NA	NA	NA	NA
Electrical Conductivity	umhos/cm	NA	NA	NA	NA	NA	NA	NA	NA	NA	NA
Fluoride	mg/L	NA	NA	NA	NA	NA	NA	NA	NA	NA	NA
Hardness	mg/L	NA	NA	NA	NA	NA	NA	NA	NA	NA	NA
Hydroxide	mg/L	NA	NA	NA	NA	NA	NA	NA	NA	NA	NA
Nitrate (as N)	mg/L	4.3	3.8	4.2	3.1	NA	NA	4.9	5.4	5.2	5.3
ortho-Phosphate Phosphorus	mg/L	NA	NA	NA	NA	NA	NA	NA	NA	NA	NA
Perchlorate	mg/L	0.00061	0.00027	0.00027	0.00081	NA	NA	0.00081	0.00081	0.00081	0.00081
Phenols, Total	mg/L	NA	NA	NA	NA	NA	NA	NA	NA	NA	NA
Sulfate	mg/L	19	22	19	21	NA	NA	13	16	19	21
Sulfide	mg/L	NA	NA	NA	NA	NA	NA	NA	NA	NA	NA
Total Dissolved Solids (TDS)	mg/L	260	330	240	660	530	460	470	400	340	300
Total Organic Carbon (TOC)	mg/L	NA	NA	NA	NA	NA	NA	NA	NA	NA	NA
Total Organic Halides (TOX)	mg/L	NA	NA	NA	NA	NA	NA	NA	NA	NA	NA
METALS											
Aluminum	mg/L	NA	NA	NA	NA	NA	NA	NA	NA	NA	NA
Antimony	mg/L	NA	NA	NA	NA	NA	NA	NA	NA	NA	NA
Arsenic	mg/L	NA	NA	NA	NA	NA	NA	NA	NA	NA	NA
Barium	mg/L	NA	NA	NA	NA	NA	NA	NA	NA	NA	NA
Beryllium	mg/L	NA	NA	NA	NA	NA	NA	NA	NA	NA	NA
Boron	mg/L	NA	NA	NA	NA	NA	NA	NA	NA	NA	NA
Cadmium	mg/L	NA	NA	NA	NA	NA	NA	NA	NA	NA	NA
Calcium	mg/L	70	80	68	160	140	140	120	96	81	78
Chromium-Hexavalent	mg/L	NA	NA	NA	NA	NA	NA	NA	NA	NA	NA
Chromium-Total	mg/L	NA	NA	NA	NA	NA	NA	NA	NA	NA	NA
Cobalt	mg/L	NA	NA	NA	NA	NA	NA	NA	NA	NA	NA
Copper	mg/L	NA	NA	NA	NA	NA	NA	NA	NA	NA	NA
Iron	mg/L	NA	NA	NA	NA	NA	NA	NA	NA	NA	NA
Lead	mg/L	NA	NA	NA	NA	NA	NA	NA	NA	NA	NA
Magnesium	mg/L	11	12	10	25	22	22	20	15	12	12
Manganese	mg/L	NA	NA	NA	NA	NA	NA	NA	NA	NA	NA
Mercury	mg/L	NA	NA	NA	NA	NA	NA	NA	NA	NA	NA
Molybdenum	mg/L	NA	NA	NA	NA	NA	NA	NA	NA	NA	NA
Nickel	mg/L	NA	NA	NA	NA	NA	NA	NA	NA	NA	NA
Phosphorus	mg/L	NA	NA	NA	NA	NA	NA	NA	NA	NA	NA
Potassium	mg/L	NA	NA	NA	NA	NA	NA	NA	NA	NA	NA
Selenium	mg/L	NA	NA	NA	NA	NA	NA	NA	NA	NA	NA
Silver	mg/L	NA	NA	NA	NA	NA	NA	NA	NA	NA	NA
Sodium	mg/L	12	13	12	18	NA	NA	16	14	13	12
Thallium	mg/L	NA	NA	NA	NA	NA	NA	NA	NA	NA	NA
Tin	mg/L	NA	NA	NA	NA	NA	NA	NA	NA	NA	NA
Vanadium	mg/L	NA	NA	NA	NA	NA	NA	NA	NA	NA	NA
Zinc	mg/L	NA	NA	NA	NA	NA	NA	NA	NA	NA	NA
VOLATILE ORGANIC COMPOUNDS											
1,1-Dichloroethane	µg/L	0.11	**0.26**	0.11	2.2	1.4	1.3	1.0	0.57	**0.31**	**0.29**
1,2-Dichloroethane	µg/L	0.17	0.17	0.17	**0.19**	0.17	0.17	0.17	0.17	0.17	0.17
1,2-Dichloropropane	µg/L	0.13	0.13	0.13	**0.46**	**0.21**	**0.25**	**0.14**	0.13	0.13	0.13
Benzene	µg/L	0.083	0.083	0.083	1.3	0.56	0.55	**0.38**	**0.23**	**0.090**	0.083
Bromoform	µg/L	0.27	0.27	0.27	0.27	0.27	0.27	0.27	0.27	0.27	0.27
Chloroform	µg/L	0.12	**0.13**[(5)]	**0.21**[(5)]	0.12	0.77	0.77	0.59	**0.33**	**0.17**	**0.28**
cis-1,2-Dichloroethene	µg/L	**0.34**	0.84	**0.34**	5.3	2.5	2.5	1.6	1.3	0.84	0.79
Dichlorodifluoromethane	µg/L	1.5	2.4	1.9	8.1	7.5	9.2	10	10	11	5.9
Methylene chloride	µg/L	0.48	0.48	0.48	17	7.3	7.3	3.7	0.48	0.48	0.48
p+m-Xylenes	µg/L	NA	NA	NA	NA	NA	NA	NA	0.28	0.28	0.28
o-Xylene	µg/L	NA	NA	NA	NA	NA	NA	NA	0.082	0.082	0.082
Tetrachloroethene	µg/L	4.5	7.5	5.4	28	26	27	17	18	11	9.7
Trichloroethene	µg/L	**0.24**	0.53	**0.26**	4.0	2.7	2.9	2.1	1.5	0.98	0.78
Trichlorofluoromethane	µg/L	0.54	0.67	0.58	3.5	3.6	3.3	3.4	2.5	1.8	1.6
Vinyl chloride	µg/L	0.12	0.12	0.12	0.71	**0.31**	**0.35**	**0.22**	**0.17**	0.12	0.12
Total Xylenes	µg/L	NA	NA	NA	NA	NA	NA	NA	0.36	0.36	0.36
SEMI-VOLATILE ORGANIC COMPOUNDS: NA											
HERBICIDES, PESTICIDES & PCBs: NA											

[EA] (Extended analysis) - Appendix I and Appendix II constituents analyzed. Other monitoring periods analyzed for routine monitoring parameters. Only detected compounds included above.

TABLE 5-35 (CONT'D)
MID-VALLEY SANITARY LANDFILL
HISTORICAL SUMMARY - MONITORING WELL F-34B

ANALYTE	UNITS	Aug 2013	Nov 2013	Feb 2014	May 2014	Aug 2014	Nov 2014	Feb 2015
FIELD PARAMETERS								
Dissolved Oxygen	mg/L	3.47	4.23	4.08	4.64	6.55	7.91	6.62
Oxidation-Reduction Potential	mV	284	107	138	151	337	277	201
pH	units	7.01	7.20	7.55	7.47	7.27	7.43	7.21
Specific Conductance	µmhos/cm	620	511	476	461	440	445	1,400
Temperature	C°	22.46	21.64	21.28	21.23	21.97	22.51	21.09
Turbidity	NTU	2.2	2.3	12.3	2.9	2.3	0.8	1.4
GENERAL CHEMISTRY								
Alkalinity	mg/L	NA	NA	NA	NA	NA	NA	NA
Anions	meq/L	NA	NA	NA	NA	NA	NA	NA
Bicarbonate	mg/L	NA	NA	NA	NA	NA	NA	NA
Carbonate	mg/L	NA	NA	NA	NA	NA	NA	NA
Cations	meq/L	NA	NA	NA	NA	NA	NA	NA
Chemical Oxygen Demand (COD)	mg/L	NA	NA	NA	NA	NA	NA	NA
Chloride	mg/L	8.2	7.3	7.4	7.2	6.3	6.7	5.9
Cyanide	mg/L	NA	NA	NA	NA	NA	NA	NA
Electrical Conductivity	umhos/cm	NA	NA	NA	NA	NA	NA	NA
Fluoride	mg/L	NA	NA	NA	NA	NA	NA	NA
Hardness	mg/L	NA	NA	NA	NA	NA	NA	NA
Hydroxide	mg/L	NA	NA	NA	NA	NA	NA	NA
Nitrate (as N)	mg/L	4.9	4.9	5.0	4.8	4.7	4.4	4.5
ortho-Phosphate Phosphorus	mg/L	NA	NA	NA	NA	NA	NA	NA
Perchlorate	mg/L	0.00081	0.00081	0.00045	0.00045	0.00045	0.00045	0.0013
Phenols, Total	mg/L	NA	NA	NA	NA	NA	NA	NA
Sulfate	mg/L	20	19	19	20	20	21	20
Sulfide	mg/L	NA	NA	NA	NA	NA	NA	NA
Total Dissolved Solids (TDS)	mg/L	360	350	320	330	290	320	310
Total Organic Carbon (TOC)	mg/L	NA	NA	NA	NA	NA	NA	NA
Total Organic Halides (TOX)	mg/L	NA	NA	NA	NA	NA	NA	NA
METALS								
Aluminum	mg/L	NA	NA	NA	NA	NA	NA	NA
Antimony	mg/L	NA	NA	NA	NA	NA	NA	NA
Arsenic	mg/L	NA	NA	NA	NA	NA	NA	NA
Barium	mg/L	NA	NA	NA	NA	NA	NA	NA
Beryllium	mg/L	NA	NA	NA	NA	NA	NA	NA
Boron	mg/L	NA	NA	NA	NA	NA	NA	NA
Cadmium	mg/L	NA	NA	NA	NA	NA	NA	NA
Calcium	mg/L	92	88	99	88	82	78	65
Chromium-Hexavalent	mg/L	NA	NA	NA	NA	NA	NA	NA
Chromium-Total	mg/L	NA	NA	NA	NA	NA	NA	NA
Cobalt	mg/L	NA	NA	NA	NA	NA	NA	NA
Copper	mg/L	NA	NA	NA	NA	NA	NA	NA
Iron	mg/L	NA	NA	NA	NA	NA	NA	NA
Lead	mg/L	NA	NA	NA	NA	NA	NA	NA
Magnesium	mg/L	14	13	15	14	12	12	10
Manganese	mg/L	NA	NA	NA	NA	NA	NA	NA
Mercury	mg/L	NA	NA	NA	NA	NA	NA	NA
Molybdenum	mg/L	NA	NA	NA	NA	NA	NA	NA
Nickel	mg/L	NA	NA	NA	NA	NA	NA	NA
Phosphorus	mg/L	NA	NA	NA	NA	NA	NA	NA
Potassium	mg/L	NA	NA	NA	NA	NA	NA	NA
Selenium	mg/L	NA	NA	NA	NA	NA	NA	NA
Silver	mg/L	NA	NA	NA	NA	NA	NA	NA
Sodium	mg/L	14	14	15	14	12	13	10
Thallium	mg/L	NA	NA	NA	NA	NA	NA	NA
Tin	mg/L	NA	NA	NA	NA	NA	NA	NA
Vanadium	mg/L	NA	NA	NA	NA	NA	NA	NA
Zinc	mg/L	NA	NA	NA	NA	NA	NA	NA
VOLATILE ORGANIC COMPOUNDS								
1,1-Dichloroethane	µg/L	**0.42**	**0.43**	**0.31**	**0.29**	**0.20**	**0.17**	**0.18**
1,2-Dichloroethane	µg/L	0.17	0.17	0.17	0.17	0.17	0.17	0.17
1,2-Dichloropropane	µg/L	0.13	0.13	0.13	0.13	0.13	0.13	0.13
Benzene	µg/L	0.083	0.083	0.083	0.083	0.083	0.083	0.083
Bromoform	µg/L	0.27	0.27	0.27	0.27	0.27	0.27	0.27
Chloroform	µg/L	0.60	0.55	**0.47**	0.50	**0.49**	**0.36**	**0.44**
cis-1,2-Dichloroethene	µg/L	1.5	1.4	1.2	1.0	0.78	0.69	0.93
Dichlorodifluoromethane	µg/L	8.0	6.0	4.2	3.9	2.3	2.8	2.8
Methylene chloride	µg/L	0.48	0.48	0.48	0.48	0.48	0.48	0.48
p+m-Xylenes	µg/L	0.28	**0.31** (5)	0.28	0.28	0.28	0.28	0.28
o-Xylene	µg/L	0.082	**0.32** (5)	**0.18**	0.082	0.082	0.082	0.082
Tetrachloroethene	µg/L	11	13	9.5	8.9	8.3	8.0	8.1
Trichloroethene	µg/L	1.0	1.1	0.79	0.72	0.58	0.57	0.50
Trichlorofluoromethane	µg/L	2.2	2.0	1.4	1.4	1.2	1.2	1.3
Vinyl chloride	µg/L	0.12	0.12	0.12	0.12	0.12	0.12	0.12
Total Xylenes	µg/L	0.36	**0.63** (5)	0.36	0.36	0.36	0.36	0.36
SEMI-VOLATILE ORGANIC COMPOUNDS: NA								
HERBICIDES, PESTICIDES & PCBs: NA								

EA (Extended analysis) - Appendix I and Appendix II constituents analyzed. Other monitoring periods analyzed for routine monitoring parameters. Only detected compounds included above.

TABLE 5-35 (CONT'D)
MID-VALLEY SANITARY LANDFILL
HISTORICAL SUMMARY - MONITORING WELL F-34B

ANALYTE	UNITS	May 2015	MED.	AVG.	STD. DEV.	MIN.	MAX.
FIELD PARAMETERS							
Dissolved Oxygen	mg/L	5.05	4.71	4.87	2.70	0.0	9.49
Oxidation-Reduction Potential	mV	243	150	160	93.1	9	337
pH	units	6.61	7.10	7.03	0.366	6.27	7.55
Specific Conductance	µmhos/cm	1,670	511	596	294	325	1,670
Temperature	C°	20.37	21.3	21.4	1.02	20.0	24.4
Turbidity	NTU	0	5.80	17.3	23.8	0	76.9
GENERAL CHEMISTRY							
Alkalinity	mg/L	200	200	200	0.0	200	200
Anions	meq/L	4.8	4.80	4.80	0.0	4.8	4.8
Bicarbonate	mg/L	200	200	200	0.0	200	200
Carbonate	mg/L	NA	NC	NC	NC	NC	NC
Cations	meq/L	5.4	5.00	5.10	0.200	5.0	5.4
Chemical Oxygen Demand (COD)	mg/L	4.0	NC	NC	NC	NC	NC
Chloride	mg/L	5.2	6.25	13.3	18.2	3.7	74
Cyanide	mg/L	**0.0014**	NC	NC	NC	**0.0014**	**0.0041**
Electrical Conductivity	umhos/cm	NA	453	453	0.0	453	453
Fluoride	mg/L	0.26	0.220	0.230	0.0200	0.22	0.26
Hardness	mg/L	240	220	225	10.0	220	240
Hydroxide	mg/L	4.1	NC	NC	NC	NC	NC
Nitrate (as N)	mg/L	4.3	4.90	5.01	0.907	3.1	6.7
ortho-Phosphate Phosphorus	mg/L	0.058[5]	NC	NC	NC	NC	NC
Perchlorate	mg/L	0.0013	NC	NC	NC	0.00027	**0.00080**
Phenols, Total	mg/L	0.01	NC	NC	NC	NC	NC
Sulfate	mg/L	19	20.0	20.1	2.48	13	23
Sulfide	mg/L	0.050	NC	NC	NC	NC	NC
Total Dissolved Solids (TDS)	mg/L	300	315	345	104	240	660
Total Organic Carbon (TOC)	mg/L	0.30	NC	NC	NC	**0.12**	**0.12**
Total Organic Halides (TOX)	mg/L	0.02	NC	NC	NC	NC	NC
METALS							
Aluminum	mg/L	0.026	NC	NC	NC	NC	NC
Antimony	mg/L	0.0085	NC	NC	NC	NC	NC
Arsenic	mg/L	0.0078	NC	NC	NC	NC	NC
Barium	mg/L	0.03	0.0310	0.0308	0.000500	0.03	0.031
Beryllium	mg/L	0.0005	NC	NC	NC	NC	NC
Boron	mg/L	**0.039[5]**	NC	NC	NC	**0.020**	**0.020**
Cadmium	mg/L	0.0011	NC	NC	NC	NC	NC
Calcium	mg/L	78	78.0	84.5	32.2	12	160
Chromium-Hexavalent	mg/L	NA	NC	NC	NC	NC	NC
Chromium-Total	mg/L	0.0011	NC	NC	NC	**0.0015**	**0.0015**
Cobalt	mg/L	0.0013	NC	NC	NC	NC	NC
Copper	mg/L	**0.0054[5]**	NC	NC	NC	NC	NC
Iron	mg/L	0.03	NC	NC	NC	NC	NC
Lead	mg/L	0.004	NC	NC	NC	NC	NC
Magnesium	mg/L	12	12.0	13.2	4.97	2.9	25
Manganese	mg/L	0.004	NC	NC	NC	NC	NC
Mercury	mg/L	0.000033	NC	NC	NC	**0.000018**	**1.8E-05**
Molybdenum	mg/L	**0.0033**	NC	NC	NC	**0.0033**	**0.0033**
Nickel	mg/L	0.002	NC	NC	NC	**0.0012**	**0.0012**
Phosphorus	mg/L	0.13	0.0180	0.0460	0.0560	**0.018**	0.13
Potassium	mg/L	2.8	3.00	2.95	0.100	2.8	3.0
Selenium	mg/L	0.015	NC	NC	NC	NC	NC
Silver	mg/L	0.0019	NC	NC	NC	NC	NC
Sodium	mg/L	12	13.0	15.0	7.07	10	40
Thallium	mg/L	0.024	NC	NC	NC	NC	NC
Tin	mg/L	0.0067	NC	NC	NC	NC	NC
Vanadium	mg/L	0.0022	NC	NC	NC	**0.0015**	**0.0015**
Zinc	mg/L	**0.0048[5]**	NC	NC	NC	NC	NC
VOLATILE ORGANIC COMPOUNDS							
1,1-Dichloroethane	µg/L	**0.13**	0.185	0.434	0.566	0.11	2.2
1,2-Dichloroethane	µg/L	0.17	0.170	0.182	0.0304	0.14	**0.19**
1,2-Dichloropropane	µg/L	0.13	0.130	0.162	0.0827	0.12	**0.46**
Benzene	µg/L	0.083	0.0830	0.221	0.309	0.083	1.3
Bromoform	µg/L	0.27	NC	NC	NC	NC	NC
Chloroform	µg/L	**0.28[5]**	0.440	0.470	0.296	0.12	1.2
cis-1,2-Dichloroethene	µg/L	0.77	0.840	1.21	1.20	0.085	5.3
Dichlorodifluoromethane	µg/L	1.6	3.05	4.48	3.12	0.87	11
Methylene chloride	µg/L	0.48	0.480	1.99	4.31	0.27	17
p+m-Xylenes	µg/L	0.28	NC	NC	NC	0.28	**0.31**
o-Xylene	µg/L	0.082	NC	NC	NC	0.082	**0.32**
Tetrachloroethene	µg/L	7.2	7.75	10.3	7.38	2.1	28
Trichloroethene	µg/L	**0.40**	0.515	0.950	1.05	0.085	4.0
Trichlorofluoromethane	µg/L	0.89	1.09	1.45	1.03	0.13	3.6
Vinyl chloride	µg/L	0.12	NC	NC	NC	0.12	0.7
Total Xylenes	µg/L	0.36	NC	NC	NC	0.36	**0.63**
SEMI-VOLATILE ORGANIC COMPOUNDS: ND							
HERBICIDES, PESTICIDES & PCBs: ND							

[EA] (Extended analysis) - Appendix I and Appendix II constituents analyzed. Other monitoring periods analyzed for routine monitoring parameters. Only detected compounds included above.

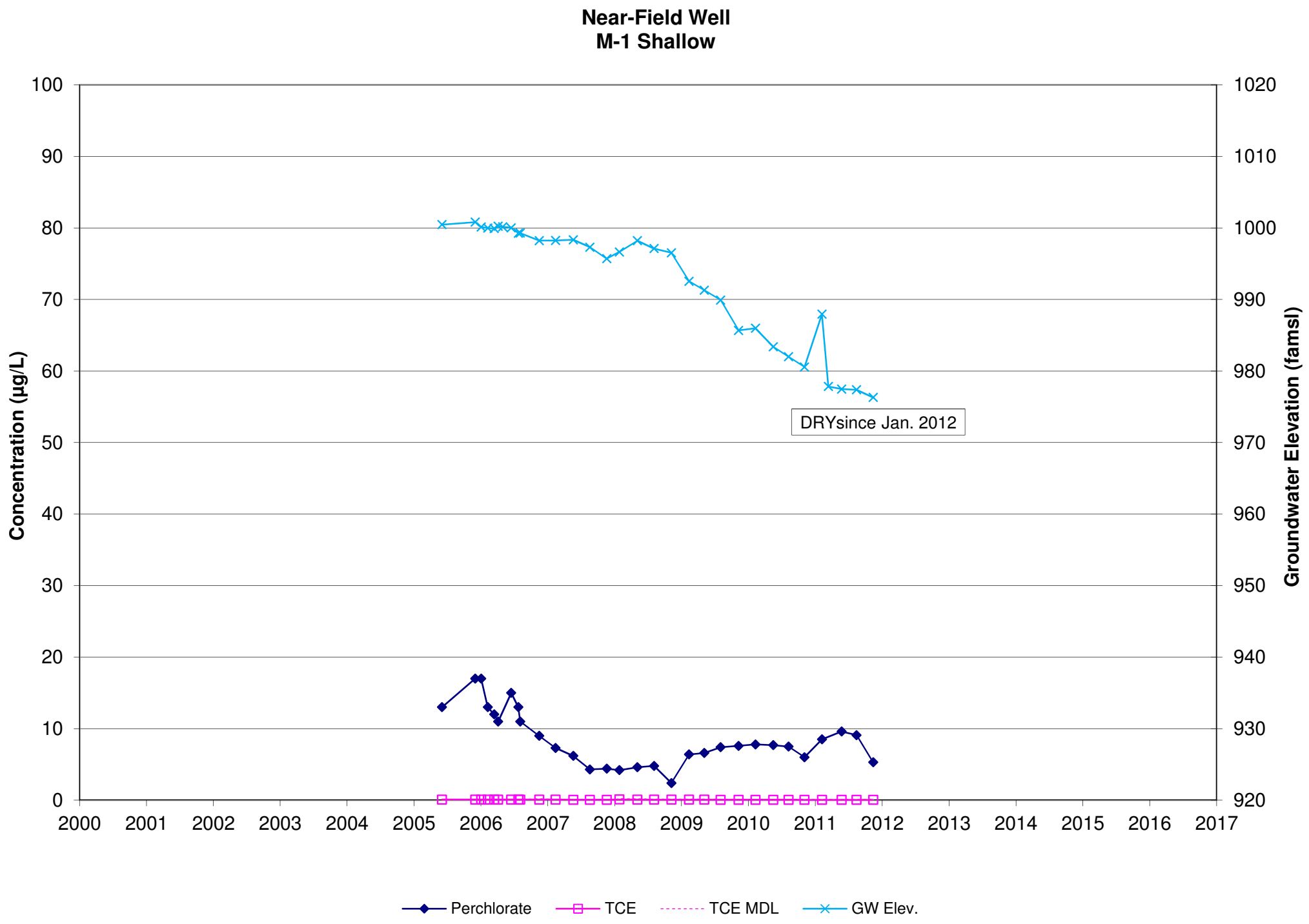
Near-Field Well
M-1 Shallow
Concentration (µg/L)
Groundwater Elevation (famsl)
100
90
80
70
60
50
40
30
20
10
0
1020
1010
1000
990
980
970
960
950
940
930
920
2000
2001
2002
2003
2004
2005
2006
2007
2008
2009
2010
2011
2012
2013
2014
2015
2016
2017
DRYsince Jan. 2012
Perchlorate
TCE
TCE MDL
GW Elev.

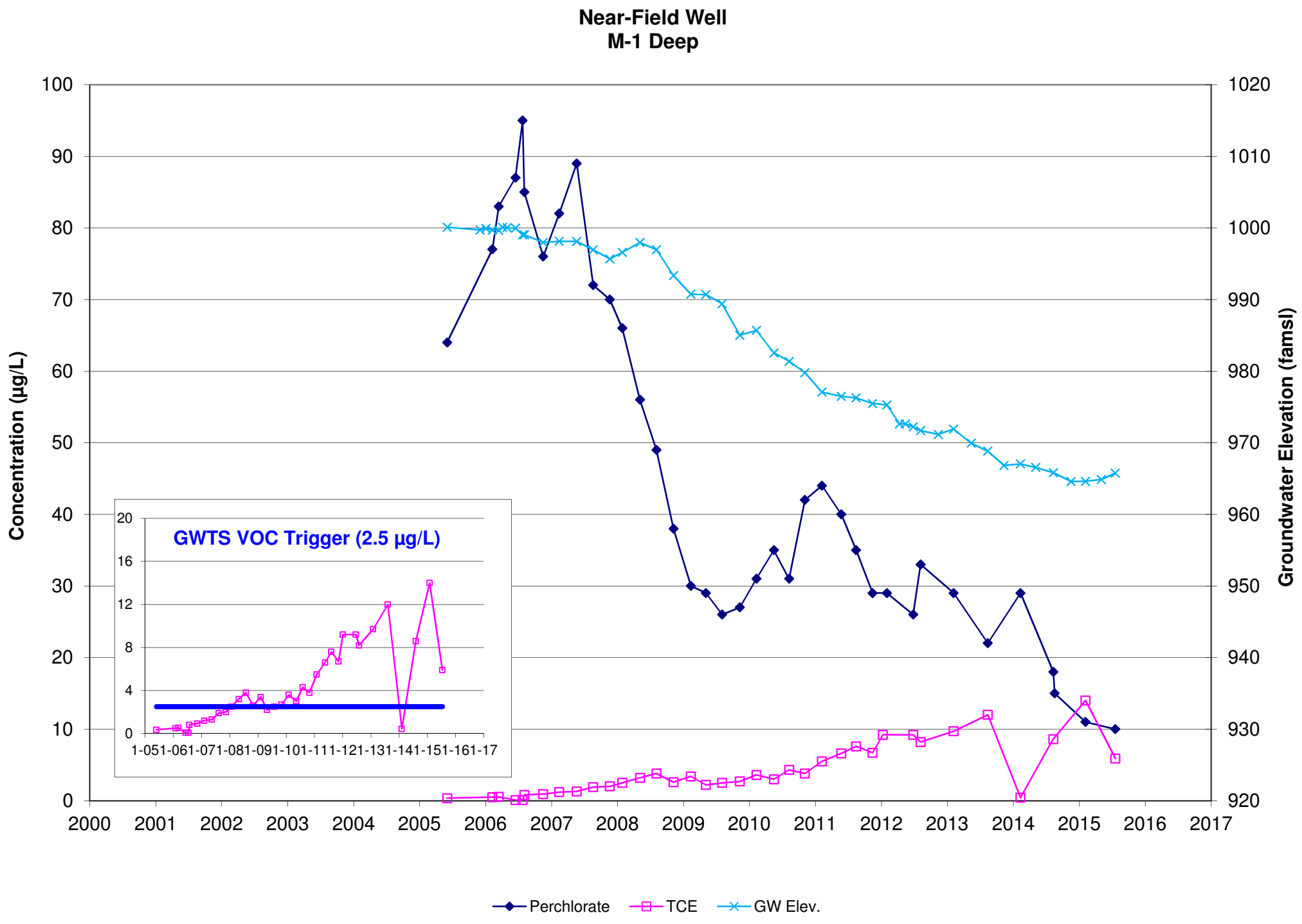
Near-Field Well
M-1 Deep
Concentration (µg/L)
Groundwater Elevation (famsl)
100
90
80
70
60
50
40
30
20
10
0
1020
1010
1000
990
980
970
960
950
940
930
920
2000
2001
2002
2003
2004
2005
2006
2007
2008
2009
2010
2011
2012
2013
2014
2015
2016
2017
GWTS VOC Trigger (2.5 µg/L)
20
16
12
8
4
0
1-05
1-06
1-07
1-08
1-09
1-10
1-11
1-12
1-13
1-14
1-15
1-16
1-17
Perchlorate
TCE
GW Elev.

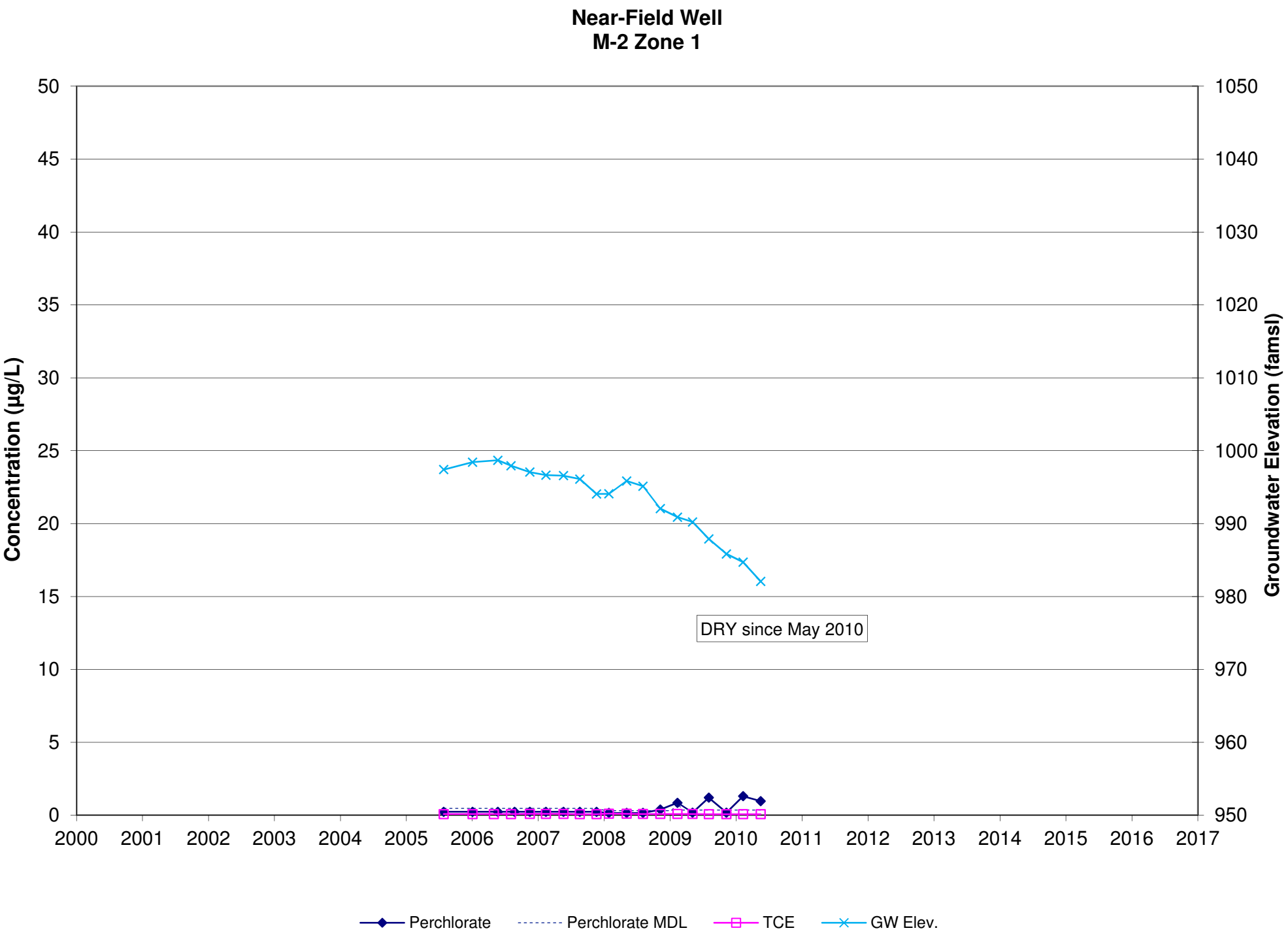
Near-Field Well
M-2 Zone 1
Concentration (µg/L)
Groundwater Elevation (famsl)
50
45
40
35
30
25
20
15
10
5
0
1050
1040
1030
1020
1010
1000
990
980
970
960
950
2000
2001
2002
2003
2004
2005
2006
2007
2008
2009
2010
2011
2012
2013
2014
2015
2016
2017
DRY since May 2010
Perchlorate
Perchlorate MDL
TCE
GW Elev.

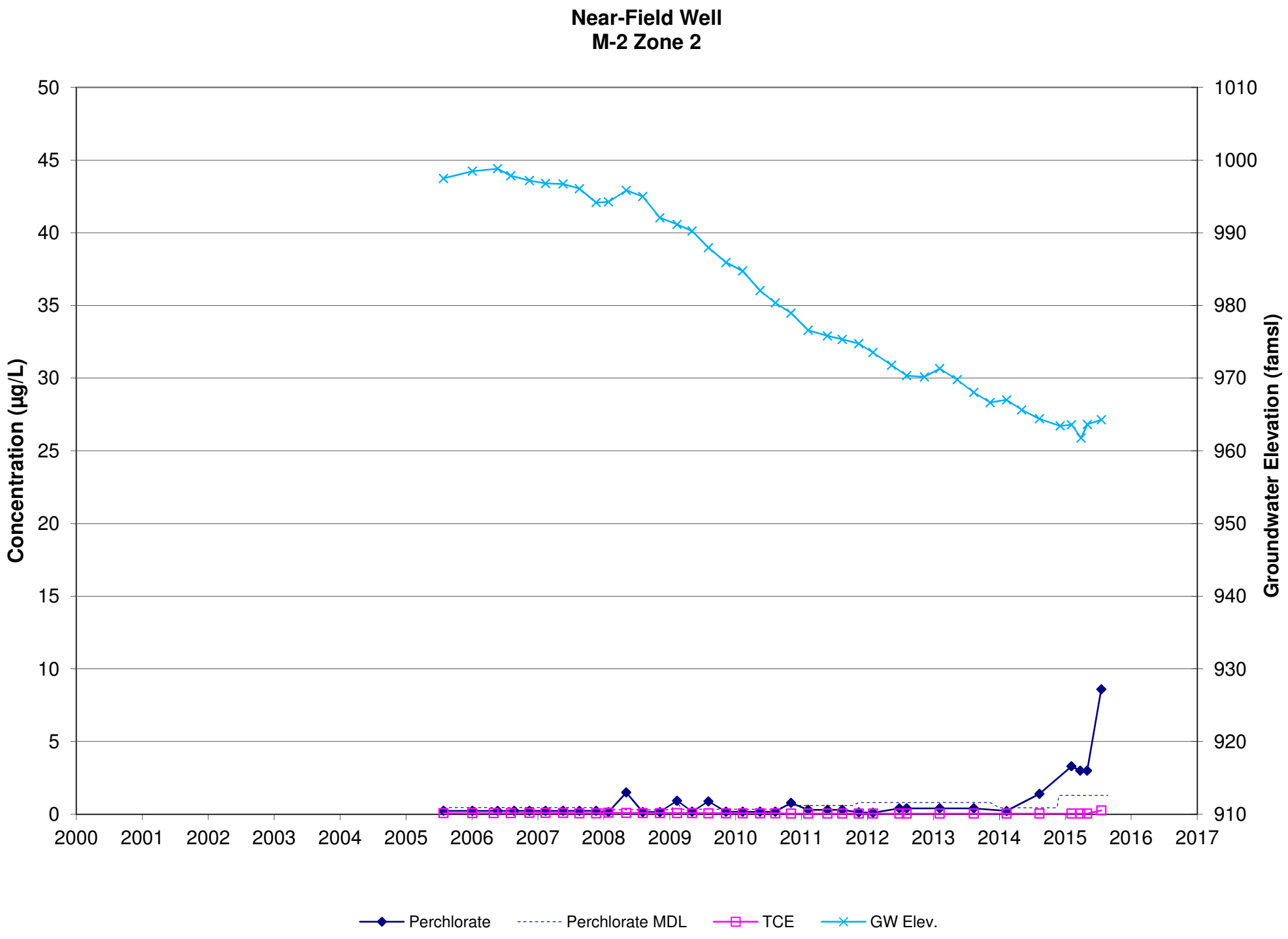
Near-Field Well
M-2 Zone 2
Concentration (µg/L)
Groundwater Elevation (famsl)
50
45
40
35
30
25
20
15
10
5
0
1010
1000
990
980
970
960
950
940
930
920
910
2000
2001
2002
2003
2004
2005
2006
2007
2008
2009
2010
2011
2012
2013
2014
2015
2016
2017
Perchlorate
Perchlorate MDL
TCE
GW Elev.

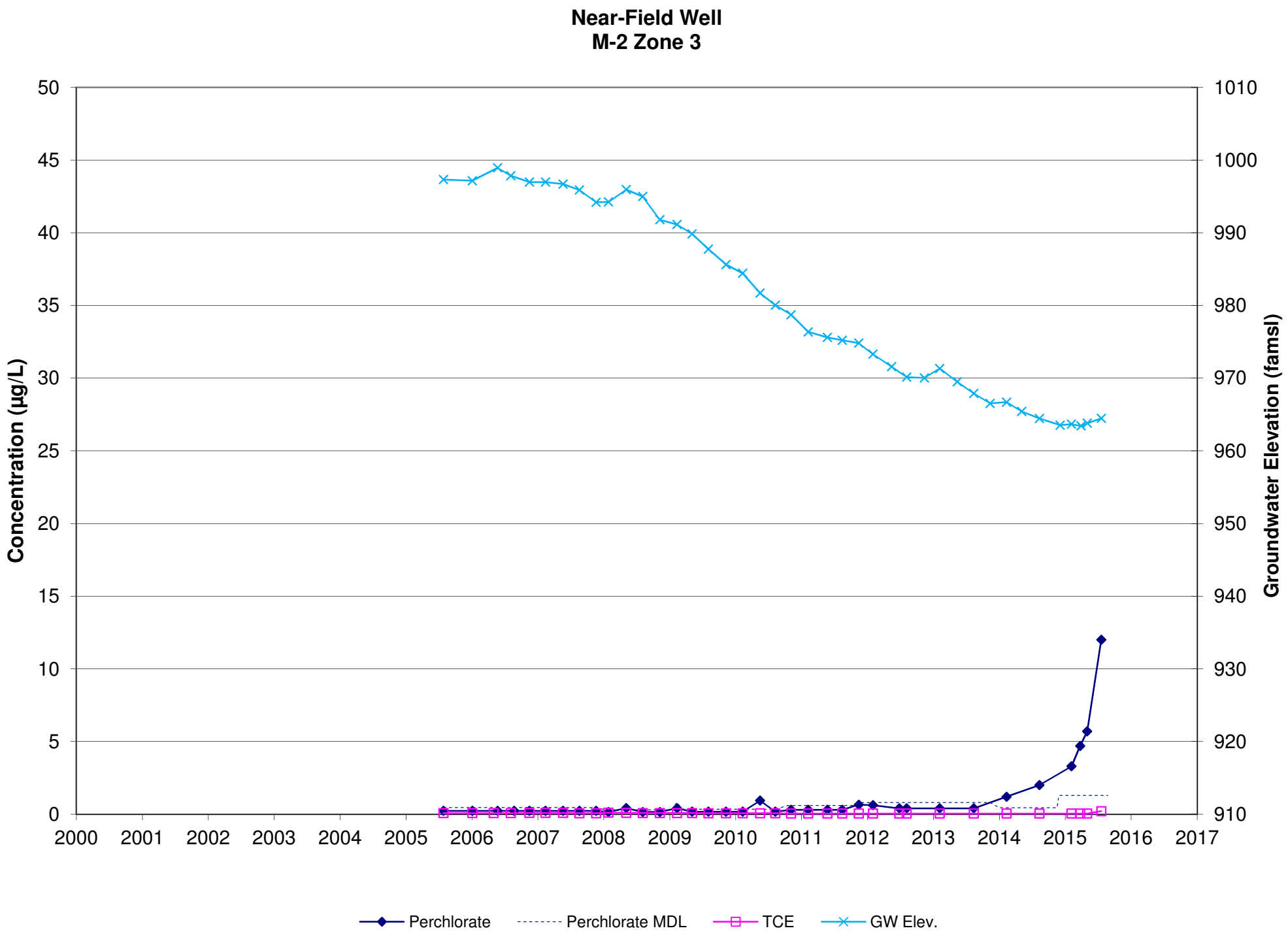
Near-Field Well
M-2 Zone 3
Concentration (µg/L)
Groundwater Elevation (famsl)
50
45
40
35
30
25
20
15
10
5
0
1010
1000
990
980
970
960
950
940
930
920
910
2000
2001
2002
2003
2004
2005
2006
2007
2008
2009
2010
2011
2012
2013
2014
2015
2016
2017
Perchlorate
Perchlorate MDL
TCE
GW Elev.

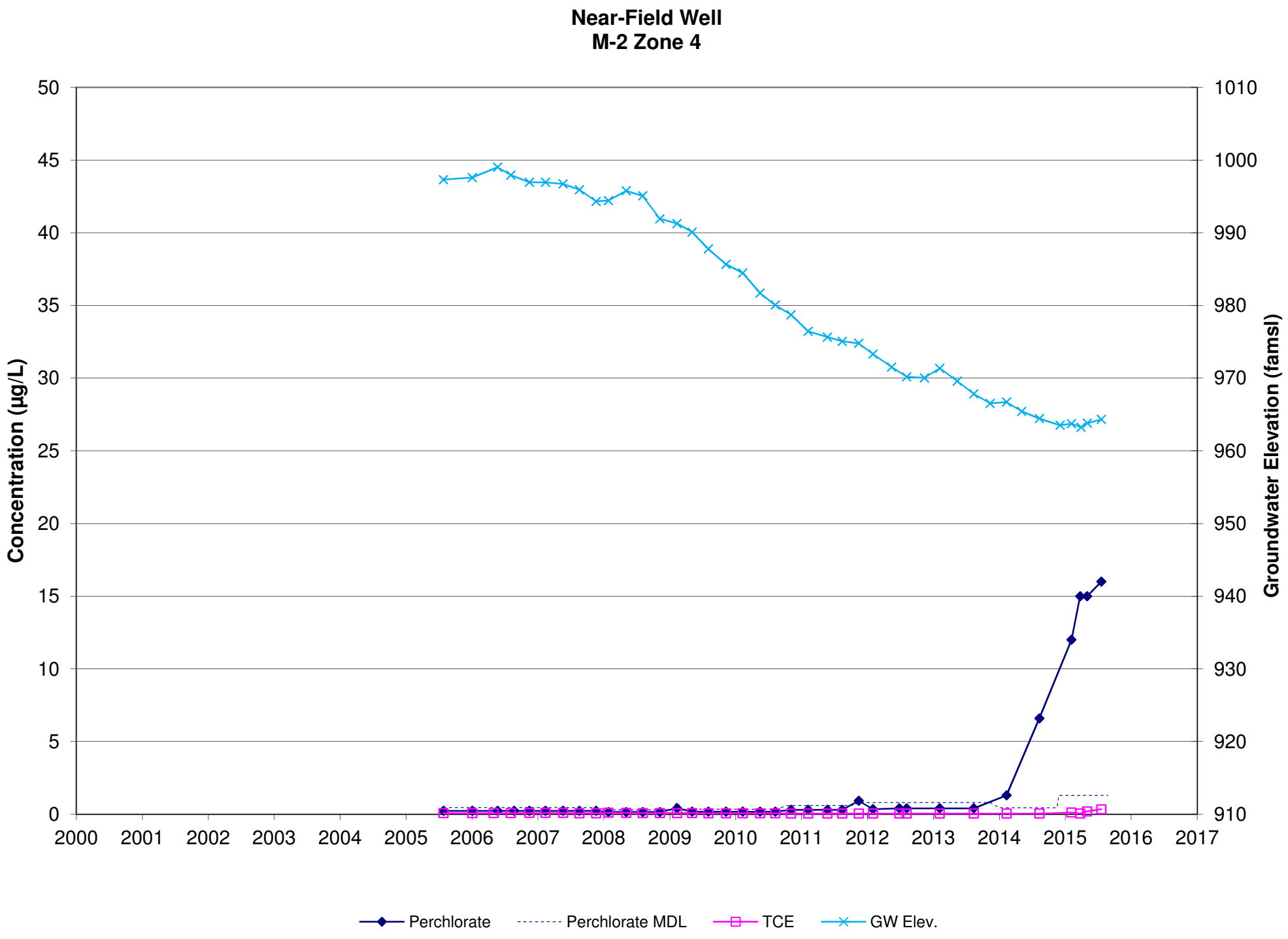
Near-Field Well
M-2 Zone 4
Concentration (µg/L)
Groundwater Elevation (famsl)
50
45
40
35
30
25
20
15
10
5
0
1010
1000
990
980
970
960
950
940
930
920
910
2000
2001
2002
2003
2004
2005
2006
2007
2008
2009
2010
2011
2012
2013
2014
2015
2016
2017
Perchlorate
Perchlorate MDL
TCE
GW Elev.

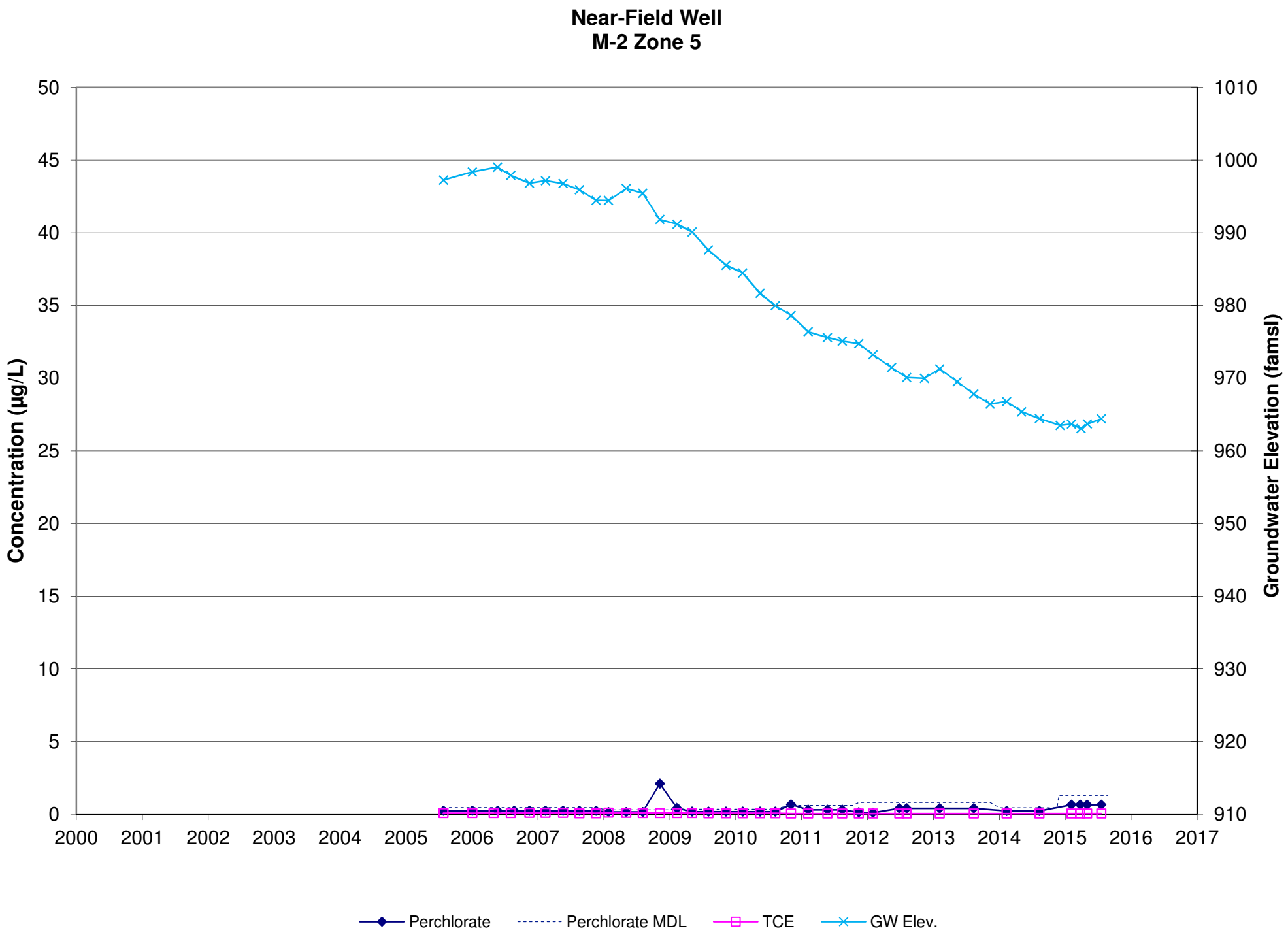
Near-Field Well
M-2 Zone 5
Concentration (µg/L)
Groundwater Elevation (famsl)
50
45
40
35
30
25
20
15
10
5
0
1010
1000
990
980
970
960
950
940
930
920
910
2000
2001
2002
2003
2004
2005
2006
2007
2008
2009
2010
2011
2012
2013
2014
2015
2016
2017
Perchlorate
Perchlorate MDL
TCE
GW Elev.

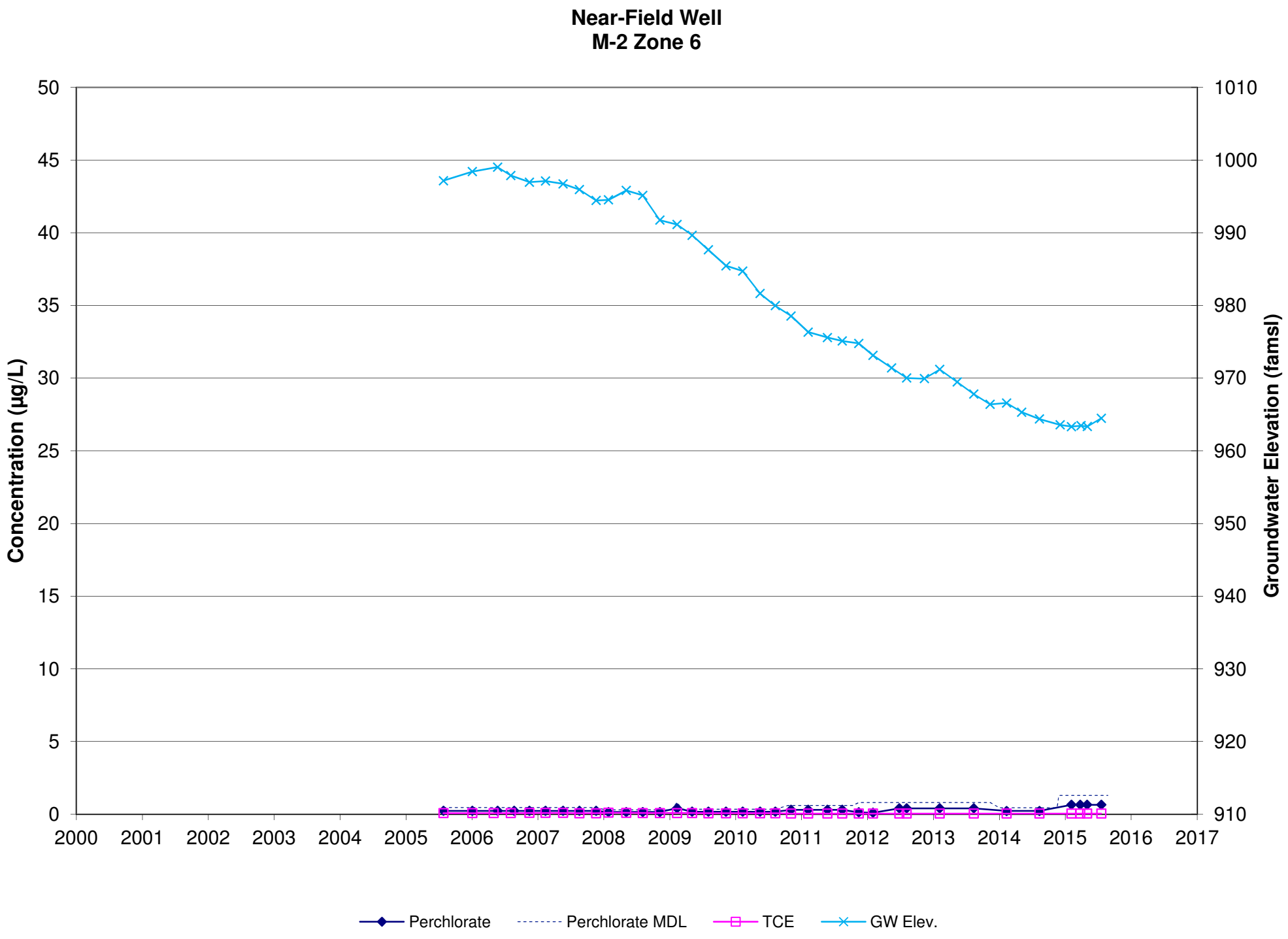
Near-Field Well
M-2 Zone 6
Concentration (µg/L)
Groundwater Elevation (famsl)
50
45
40
35
30
25
20
15
10
5
0
1010
1000
990
980
970
960
950
940
930
920
910
2000
2001
2002
2003
2004
2005
2006
2007
2008
2009
2010
2011
2012
2013
2014
2015
2016
2017
Perchlorate
Perchlorate MDL
TCE
GW Elev.

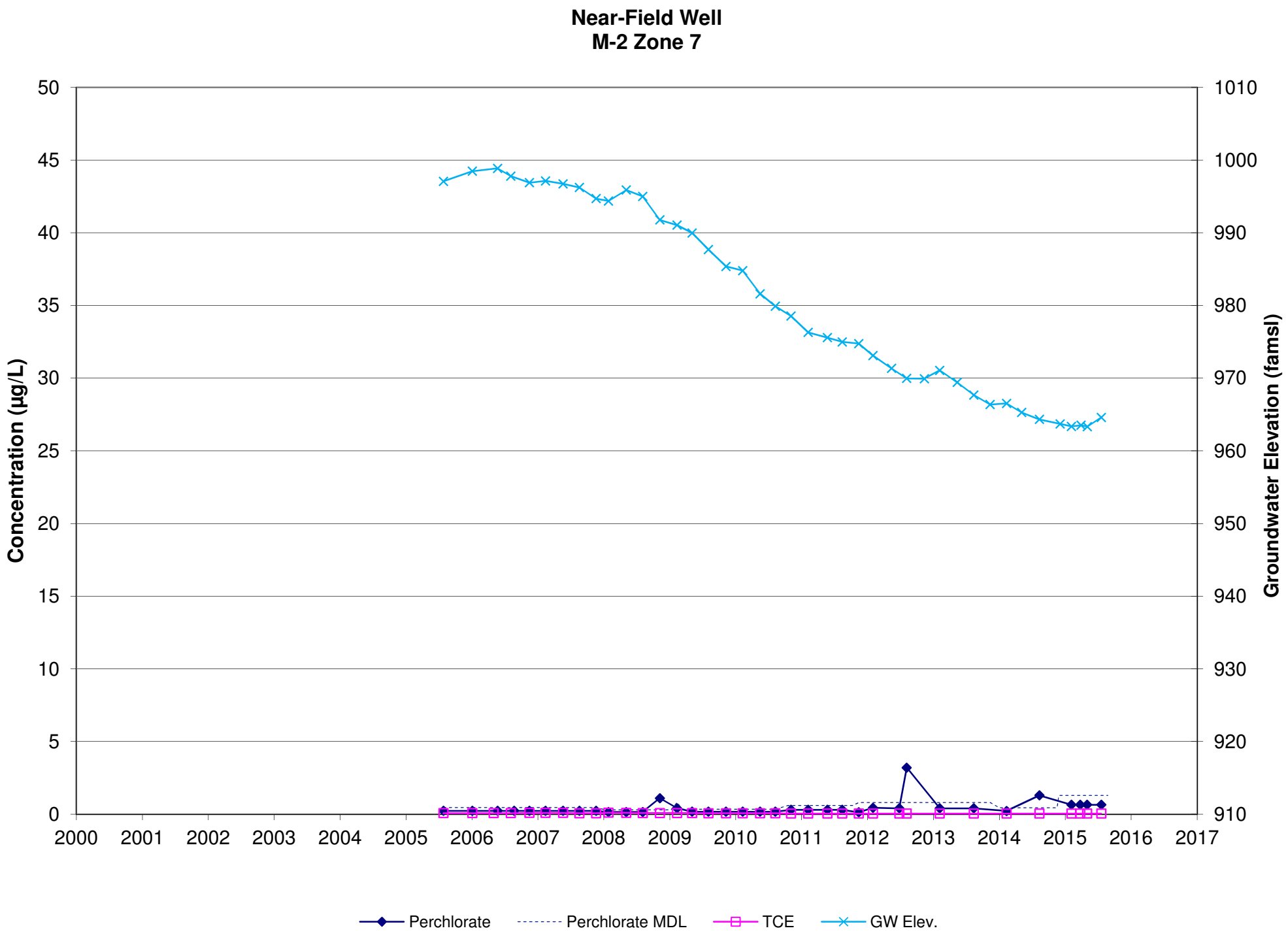
Near-Field Well
M-2 Zone 7
Concentration (µg/L)
Groundwater Elevation (famsl)
50
45
40
35
30
25
20
15
10
5
0
1010
1000
990
980
970
960
950
940
930
920
910
2000
2001
2002
2003
2004
2005
2006
2007
2008
2009
2010
2011
2012
2013
2014
2015
2016
2017
Perchlorate
Perchlorate MDL
TCE
GW Elev.

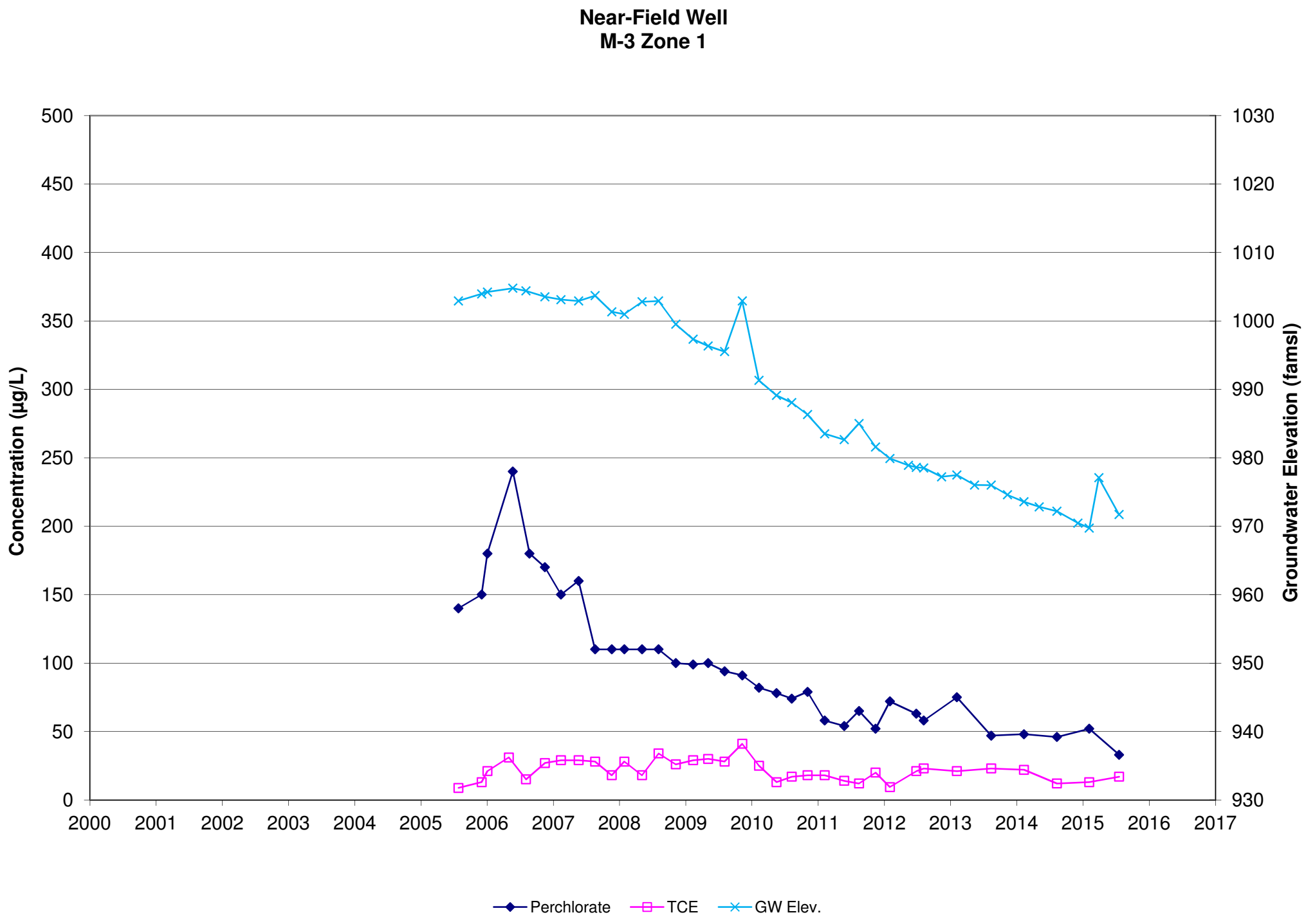
Near-Field Well
M-3 Zone 1
Concentration (µg/L)
Groundwater Elevation (famsl)
500
450
400
350
300
250
200
150
100
50
0
1030
1020
1010
1000
990
980
970
960
950
940
930
2000
2001
2002
2003
2004
2005
2006
2007
2008
2009
2010
2011
2012
2013
2014
2015
2016
2017
Perchlorate
TCE
GW Elev.

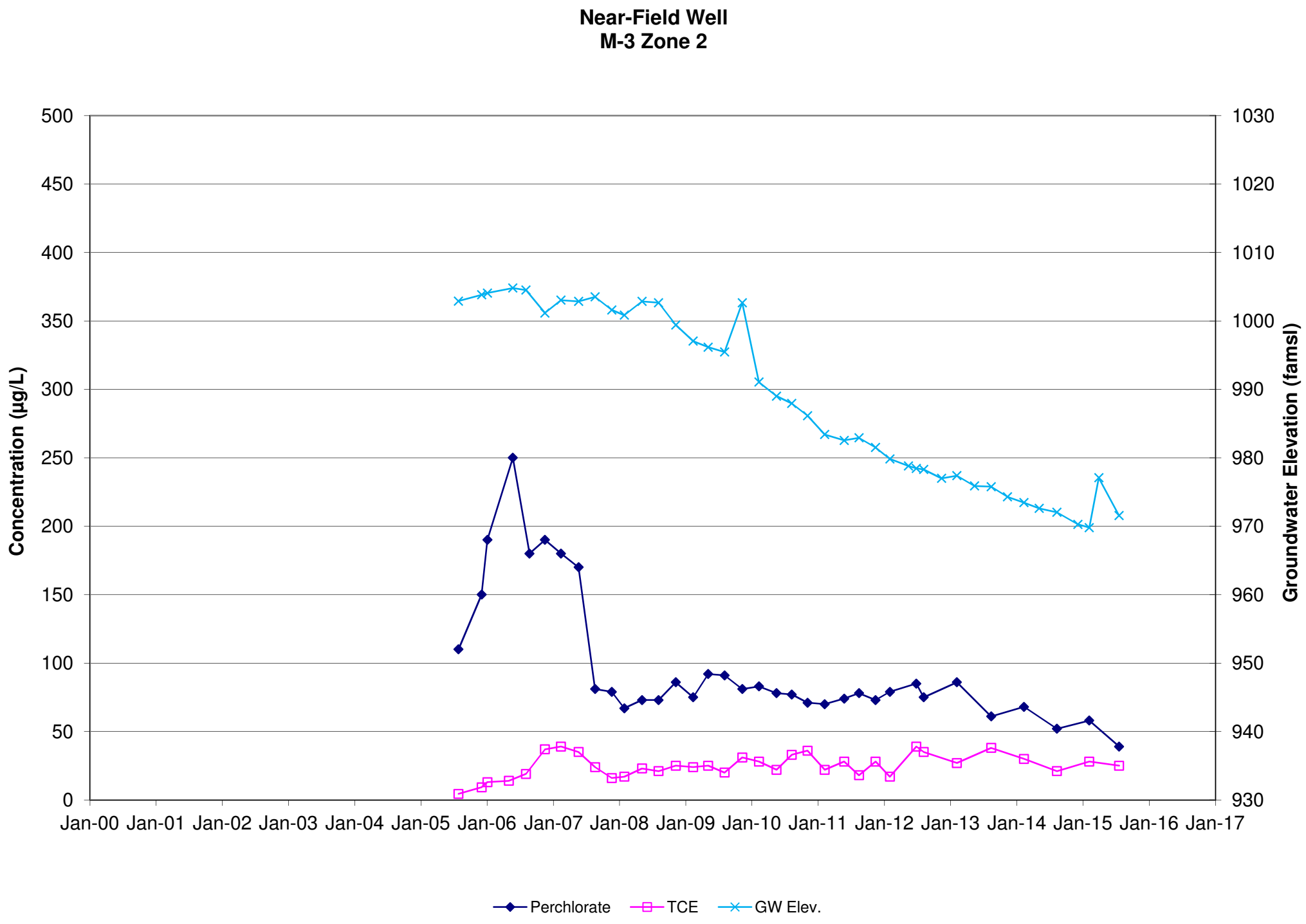
Near-Field Well
M-3 Zone 2
Concentration (µg/L)
Groundwater Elevation (famsl)
500
450
400
350
300
250
200
150
100
50
0
1030
1020
1010
1000
990
980
970
960
950
940
930
Jan-00 Jan-01 Jan-02 Jan-03 Jan-04 Jan-05 Jan-06 Jan-07 Jan-08 Jan-09 Jan-10 Jan-11 Jan-12 Jan-13 Jan-14 Jan-15 Jan-16 Jan-17
Perchlorate
TCE
GW Elev.

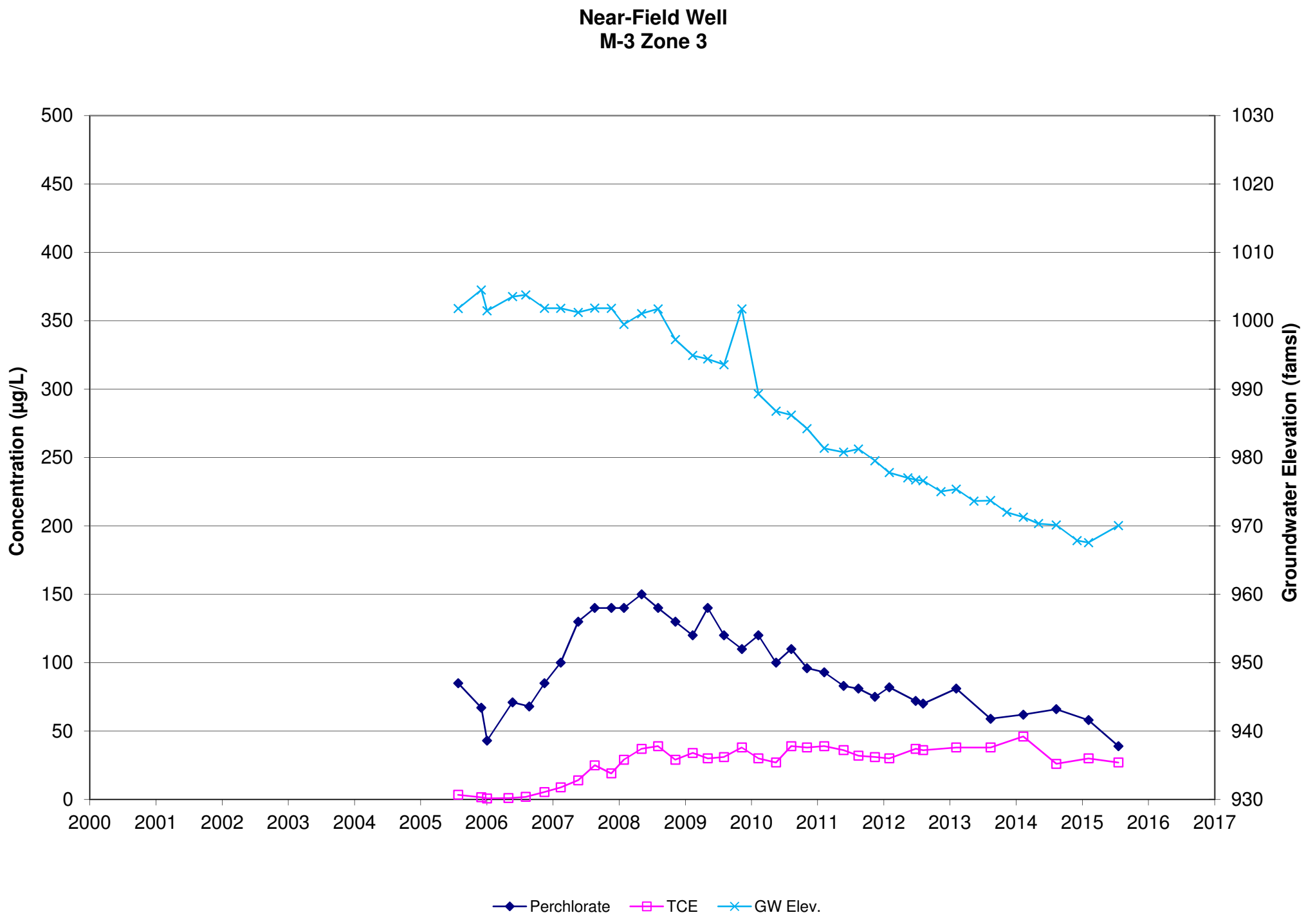
Near-Field Well
M-3 Zone 3
Concentration (µg/L)
Groundwater Elevation (famsl)
500
450
400
350
300
250
200
150
100
50
0
1030
1020
1010
1000
990
980
970
960
950
940
930
2000
2001
2002
2003
2004
2005
2006
2007
2008
2009
2010
2011
2012
2013
2014
2015
2016
2017
Perchlorate
TCE
GW Elev.

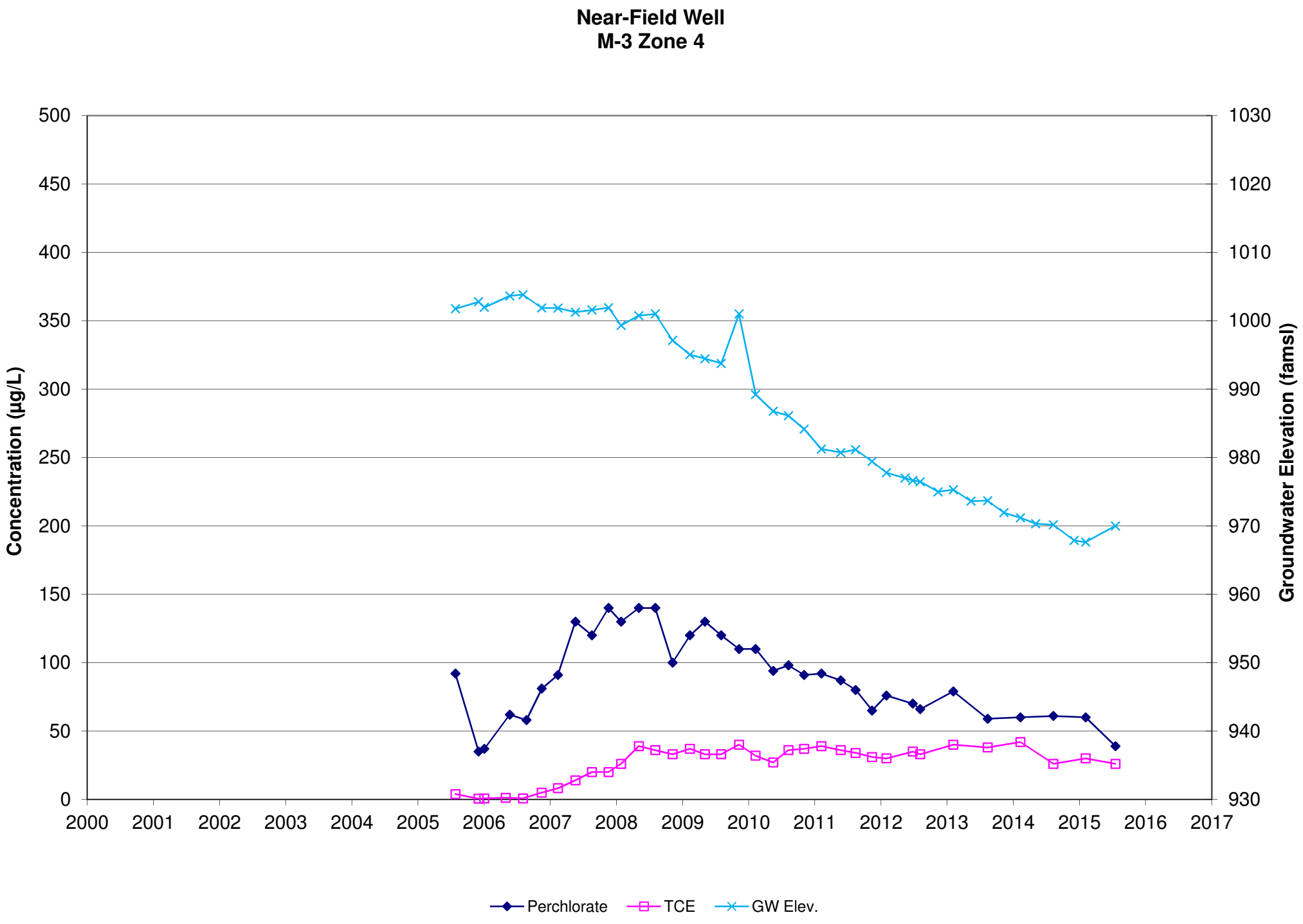
Near-Field Well
M-3 Zone 4
Concentration (µg/L)
Groundwater Elevation (famsl)
500
450
400
350
300
250
200
150
100
50
0
1030
1020
1010
1000
990
980
970
960
950
940
930
2000
2001
2002
2003
2004
2005
2006
2007
2008
2009
2010
2011
2012
2013
2014
2015
2016
2017
Perchlorate
TCE
GW Elev.

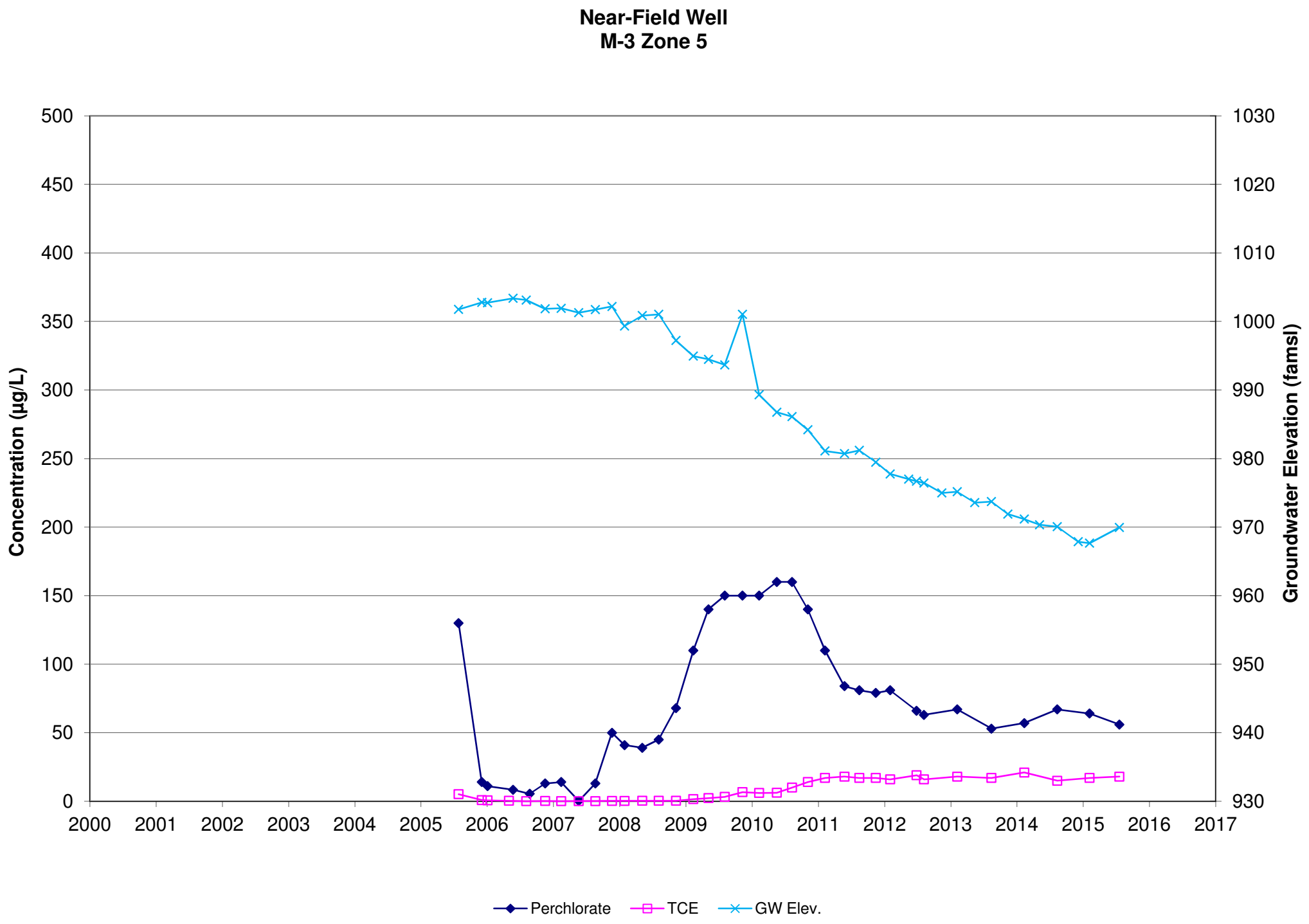
Near-Field Well
M-3 Zone 5
Concentration (µg/L)
Groundwater Elevation (famsl)
500
450
400
350
300
250
200
150
100
50
0
1030
1020
1010
1000
990
980
970
960
950
940
930
2000
2001
2002
2003
2004
2005
2006
2007
2008
2009
2010
2011
2012
2013
2014
2015
2016
2017
Perchlorate
TCE
GW Elev.

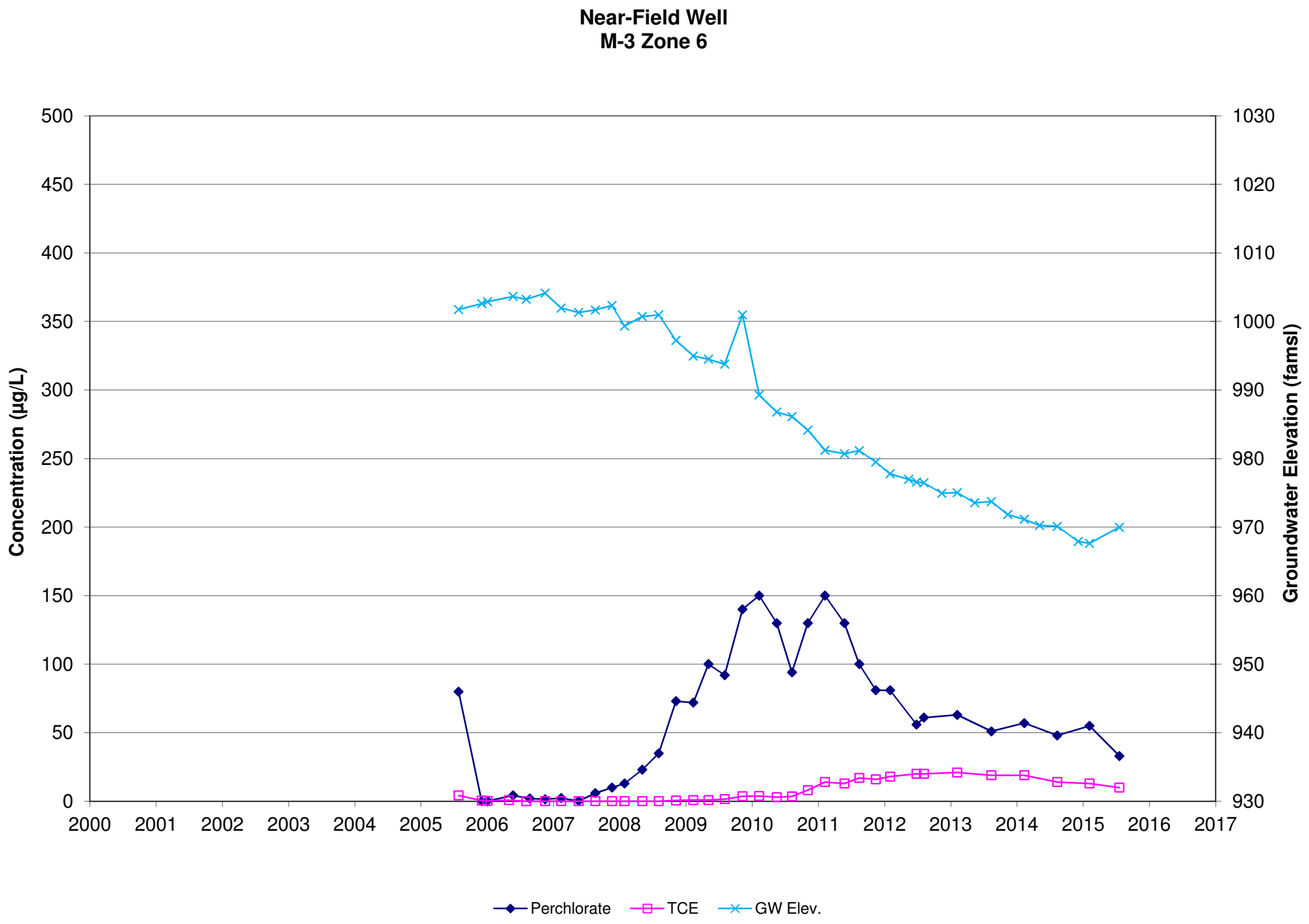
Near-Field Well
M-3 Zone 6
Concentration (µg/L)
Groundwater Elevation (famsl)
500
450
400
350
300
250
200
150
100
50
0
1030
1020
1010
1000
990
980
970
960
950
940
930
2000
2001
2002
2003
2004
2005
2006
2007
2008
2009
2010
2011
2012
2013
2014
2015
2016
2017
Perchlorate
TCE
GW Elev.

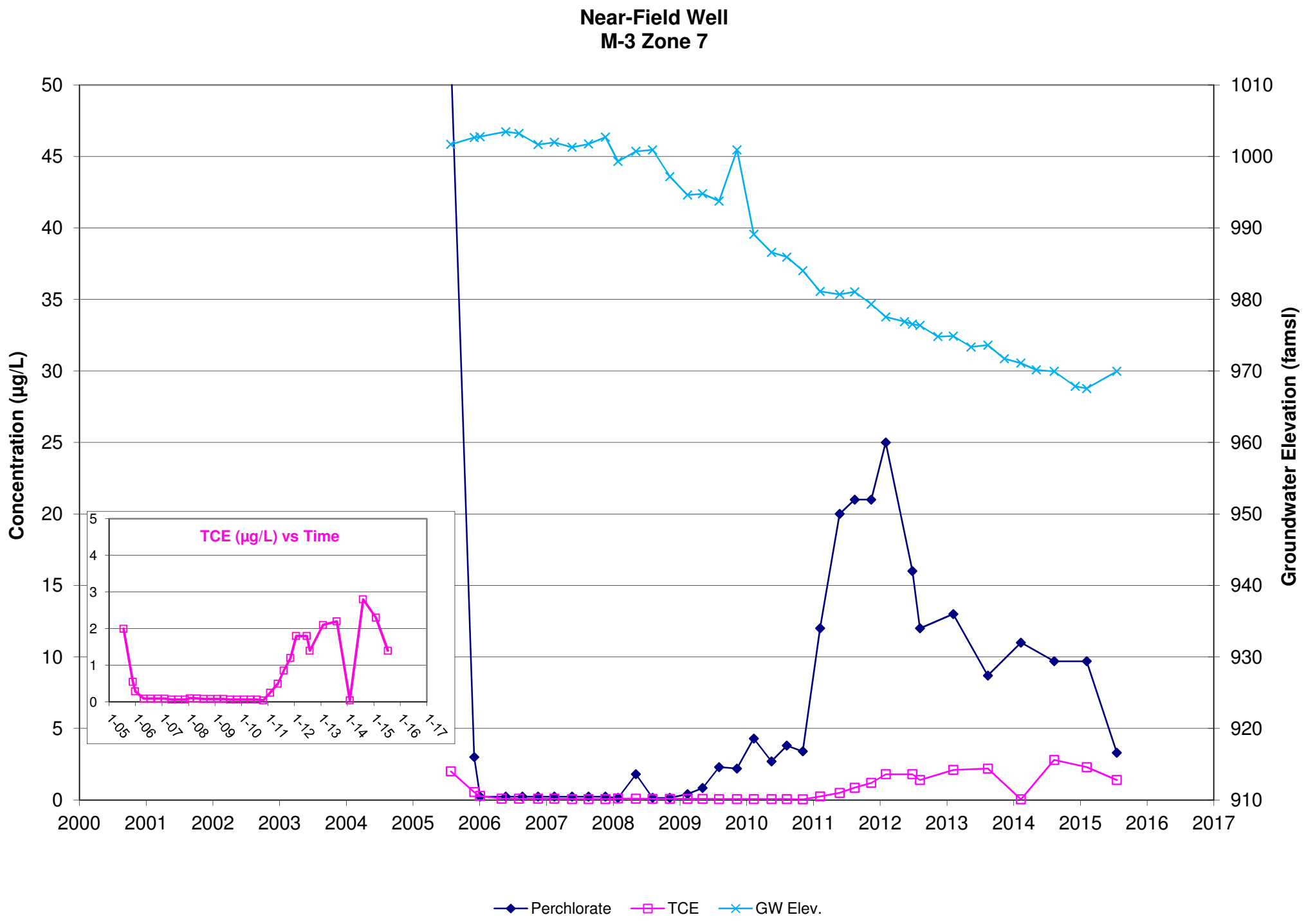
Near-Field Well
M-3 Zone 7
Concentration (µg/L)
Groundwater Elevation (famsl)
50
45
40
35
30
25
20
15
10
5
0
1010
1000
990
980
970
960
950
940
930
920
910
2000
2001
2002
2003
2004
2005
2006
2007
2008
2009
2010
2011
2012
2013
2014
2015
2016
2017
TCE (µg/L) vs Time
5
4
3
2
1
0
1-05
1-06
1-07
1-08
1-09
1-10
1-11
1-12
1-13
1-14
1-15
1-16
1-17
Perchlorate
TCE
GW Elev.

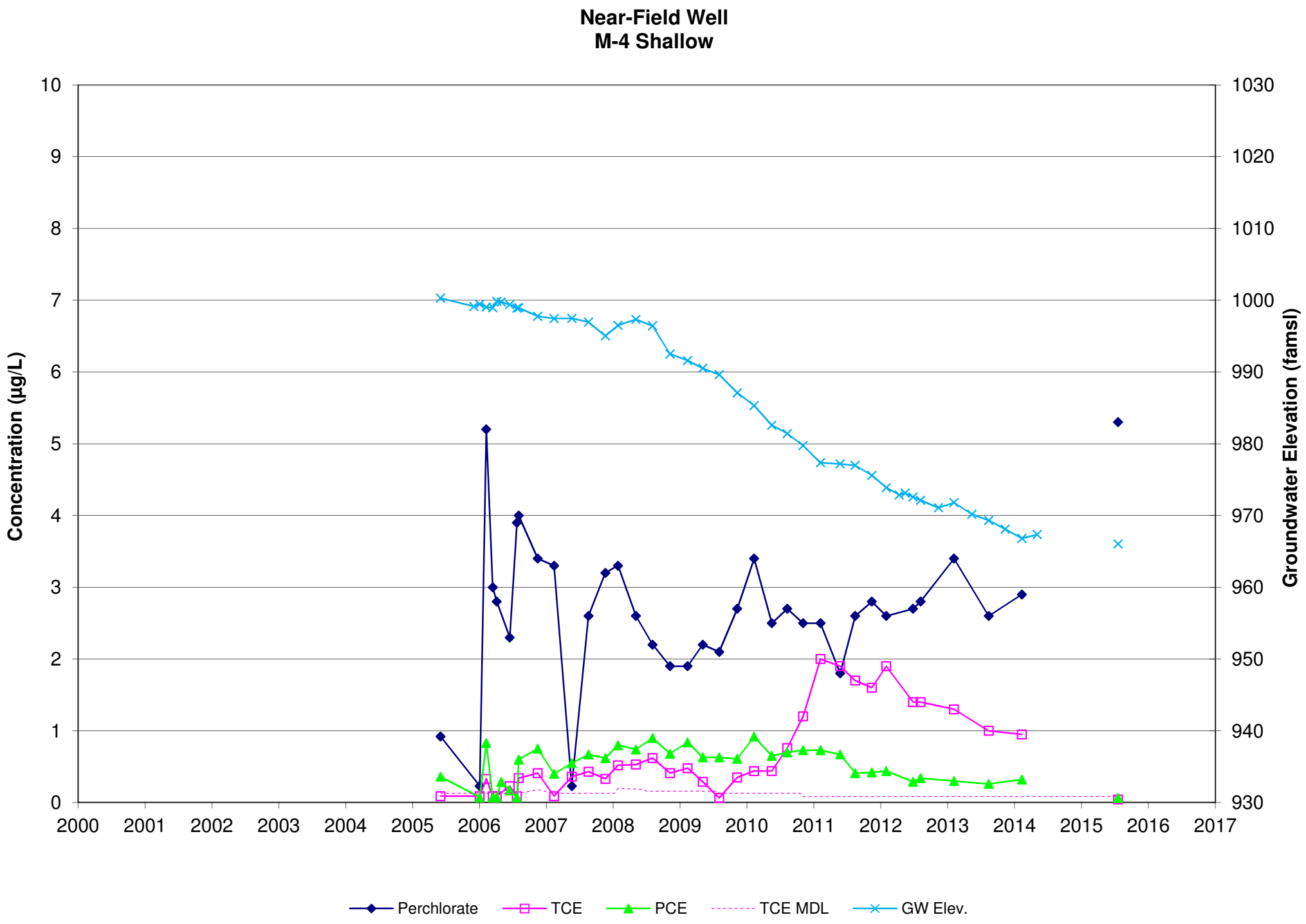
Near-Field Well
M-4 Shallow
Concentration (µg/L)
Groundwater Elevation (famsl)
0
1
2
3
4
5
6
7
8
9
10
930
940
950
960
970
980
990
1000
1010
1020
1030
2000
2001
2002
2003
2004
2005
2006
2007
2008
2009
2010
2011
2012
2013
2014
2015
2016
2017
Perchlorate
TCE
PCE
TCE MDL
GW Elev.

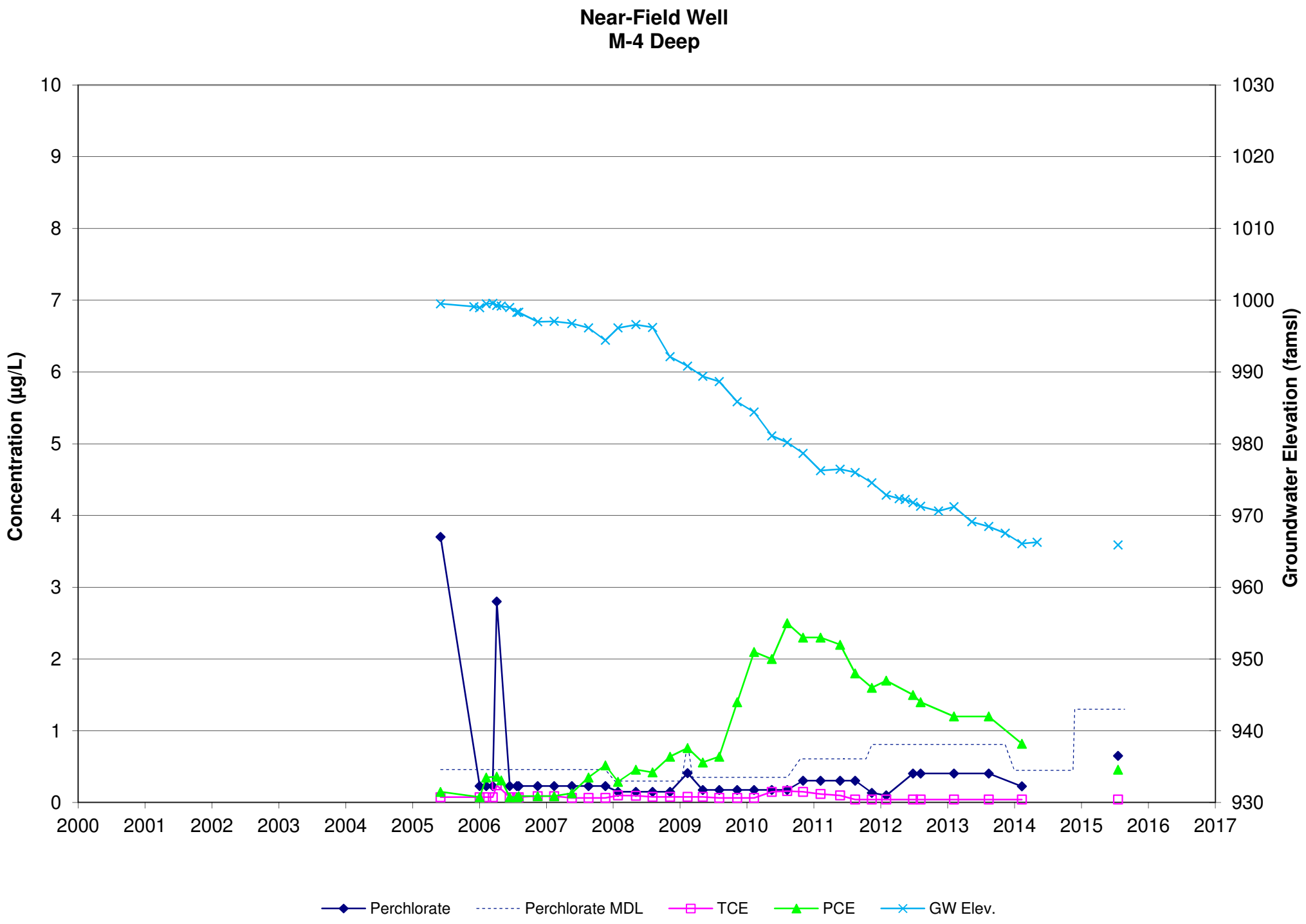
Near-Field Well
M-4 Deep
Concentration (µg/L)
Groundwater Elevation (famsl)
0
1
2
3
4
5
6
7
8
9
10
930
940
950
960
970
980
990
1000
1010
1020
1030
2000
2001
2002
2003
2004
2005
2006
2007
2008
2009
2010
2011
2012
2013
2014
2015
2016
2017
Perchlorate
Perchlorate MDL
TCE
PCE
GW Elev.

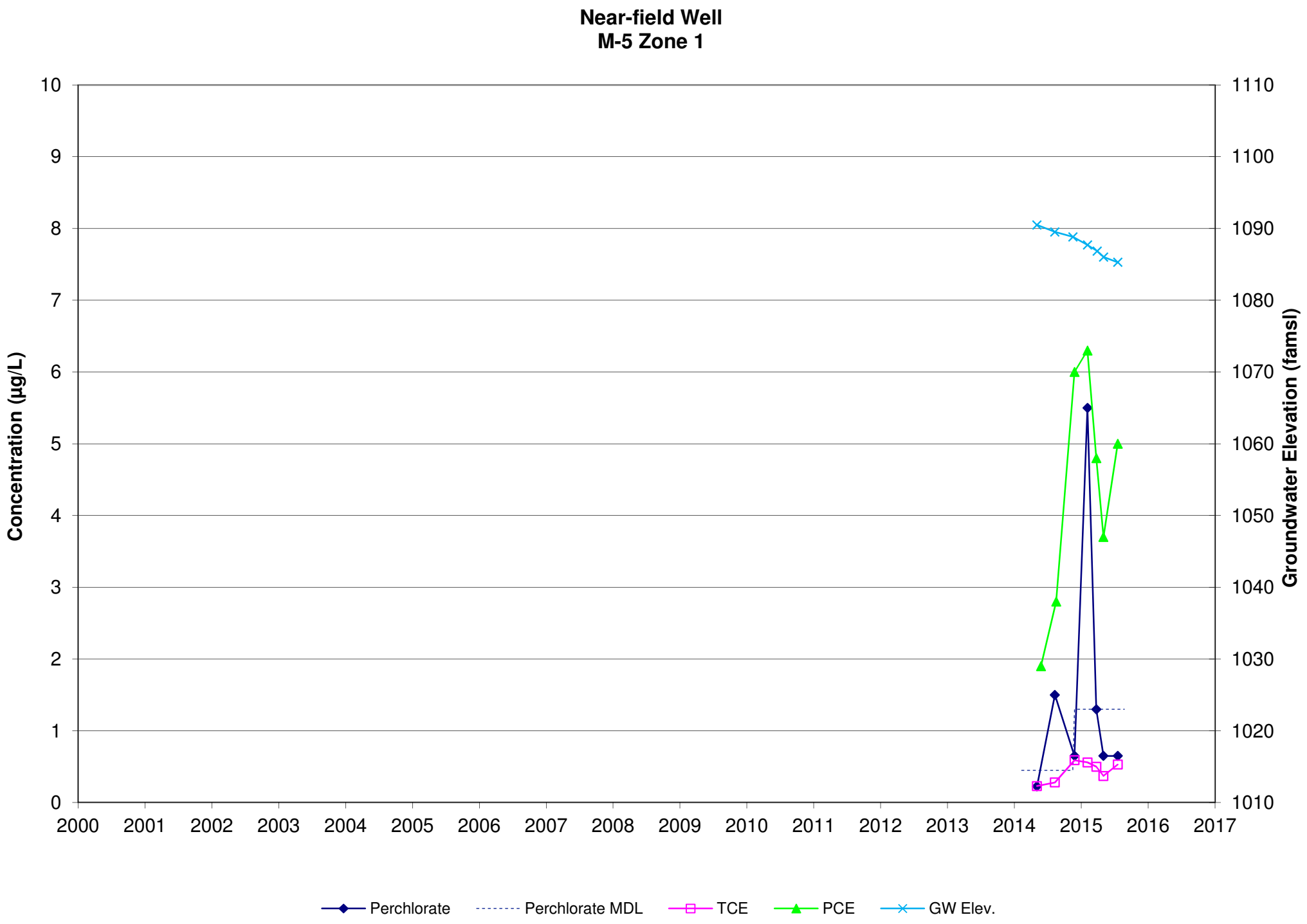
Near-field Well
M-5 Zone 1
Concentration (µg/L)
Groundwater Elevation (famsl)
0
1
2
3
4
5
6
7
8
9
10
1010
1020
1030
1040
1050
1060
1070
1080
1090
1100
1110
2000
2001
2002
2003
2004
2005
2006
2007
2008
2009
2010
2011
2012
2013
2014
2015
2016
2017
Perchlorate
Perchlorate MDL
TCE
PCE
GW Elev.

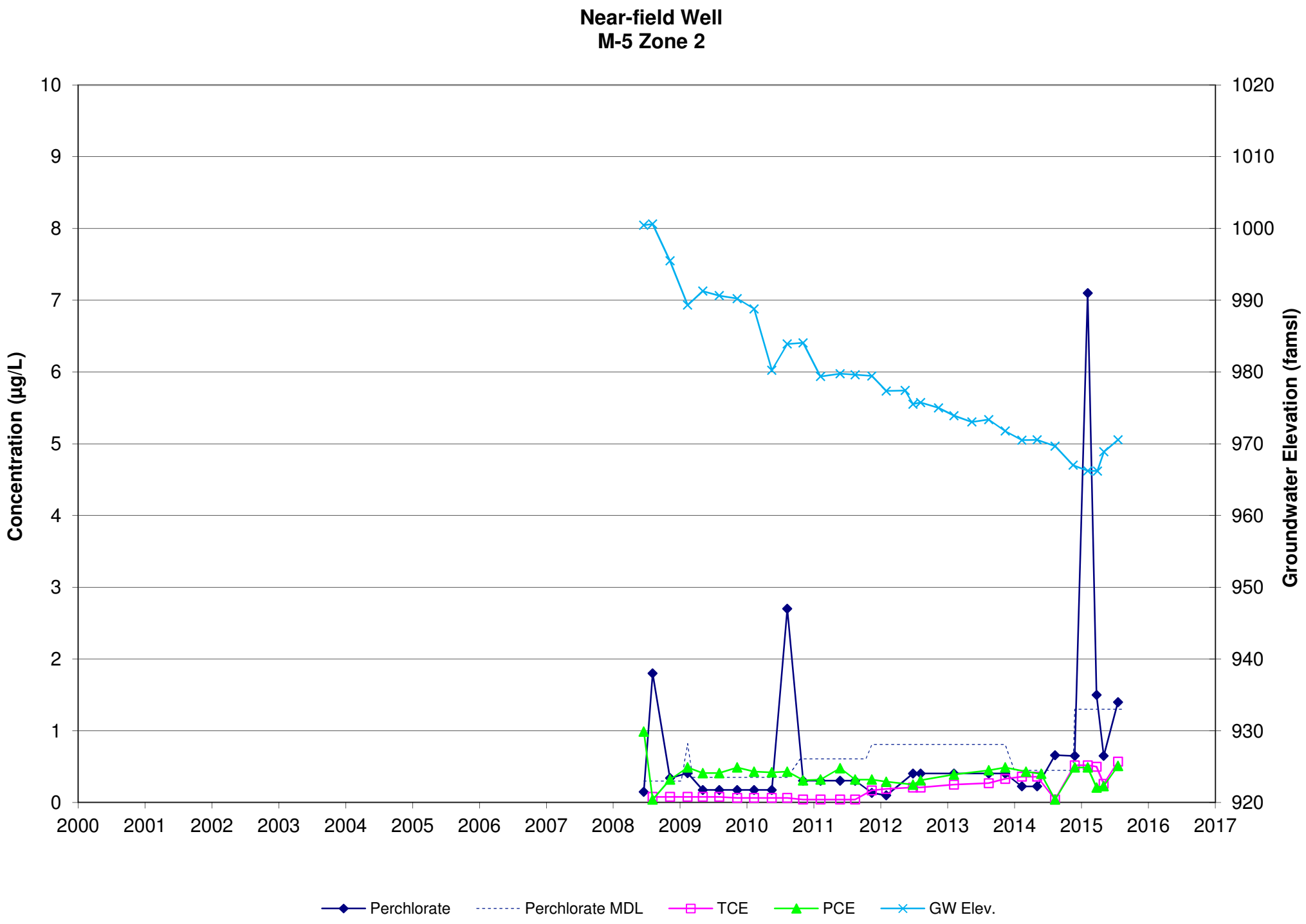
Near-field Well
M-5 Zone 2
Concentration (µg/L)
Groundwater Elevation (famsl)
0
1
2
3
4
5
6
7
8
9
10
920
930
940
950
960
970
980
990
1000
1010
1020
2000
2001
2002
2003
2004
2005
2006
2007
2008
2009
2010
2011
2012
2013
2014
2015
2016
2017
Perchlorate
Perchlorate MDL
TCE
PCE
GW Elev.

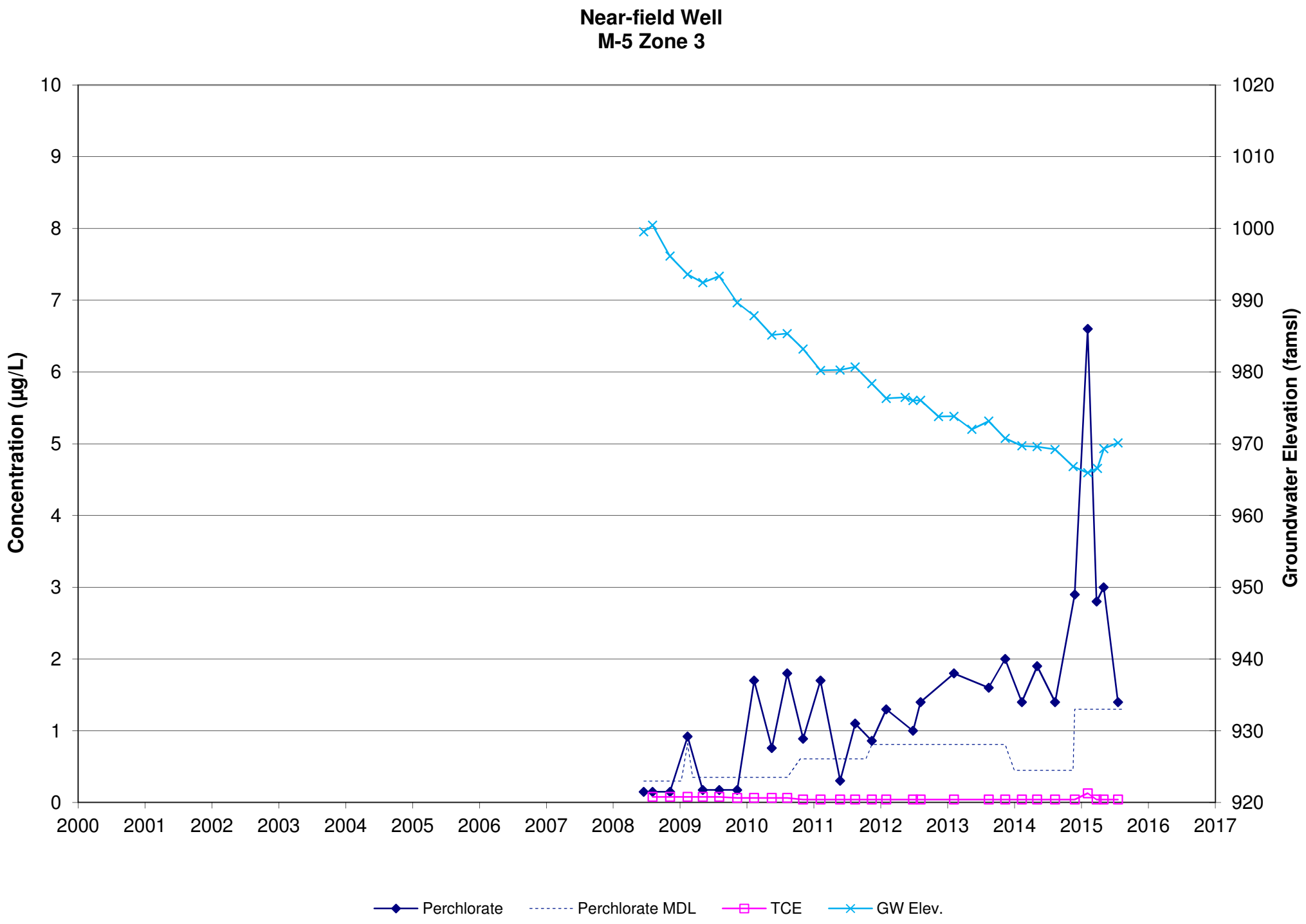
Near-field Well
M-5 Zone 3
Concentration (µg/L)
Groundwater Elevation (famsl)
0
1
2
3
4
5
6
7
8
9
10
920
930
940
950
960
970
980
990
1000
1010
1020
2000
2001
2002
2003
2004
2005
2006
2007
2008
2009
2010
2011
2012
2013
2014
2015
2016
2017
Perchlorate
Perchlorate MDL
TCE
GW Elev.

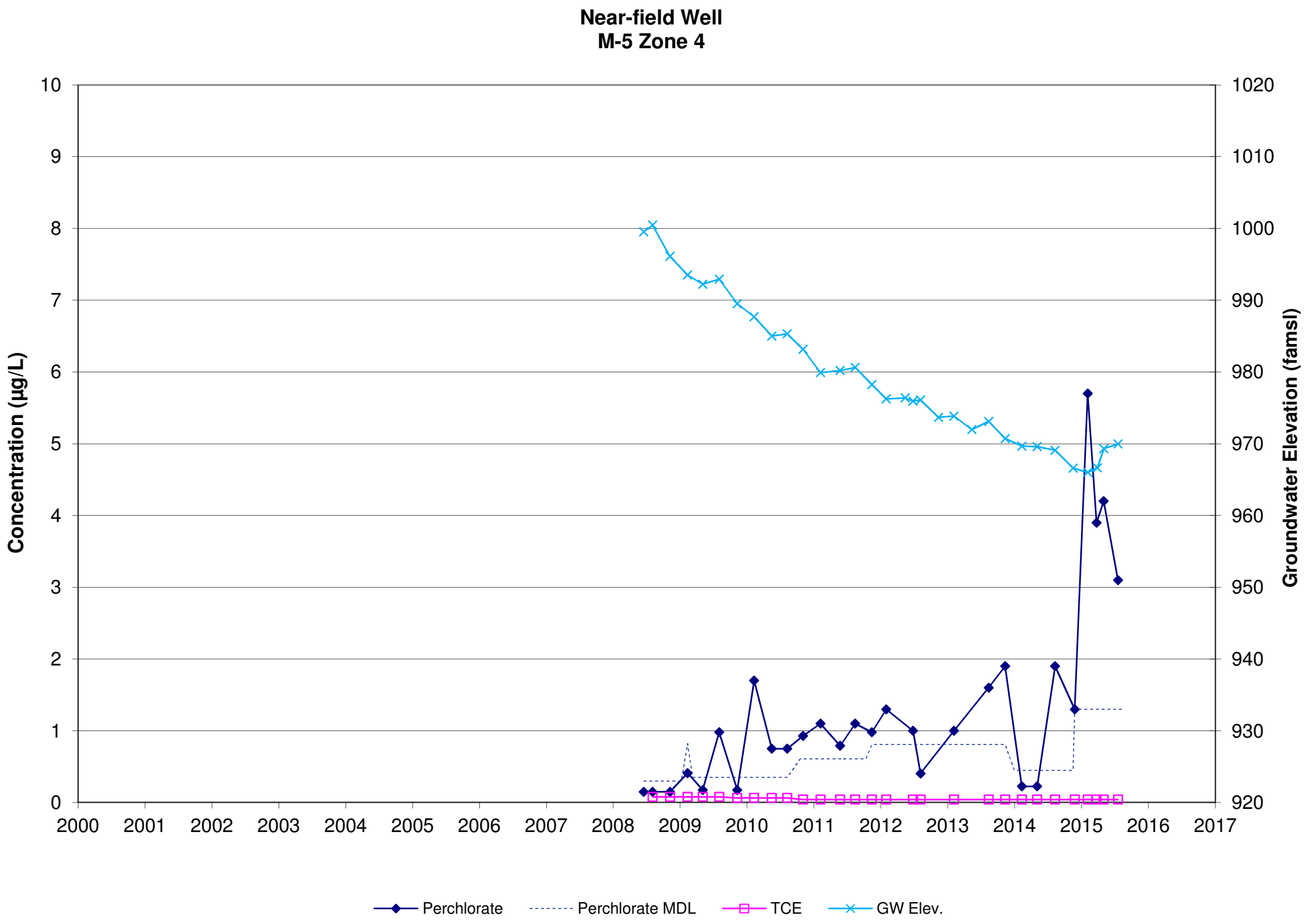
Near-field Well
M-5 Zone 4
Concentration (µg/L)
Groundwater Elevation (famsl)
0
1
2
3
4
5
6
7
8
9
10
920
930
940
950
960
970
980
990
1000
1010
1020
2000
2001
2002
2003
2004
2005
2006
2007
2008
2009
2010
2011
2012
2013
2014
2015
2016
2017
Perchlorate
Perchlorate MDL
TCE
GW Elev.

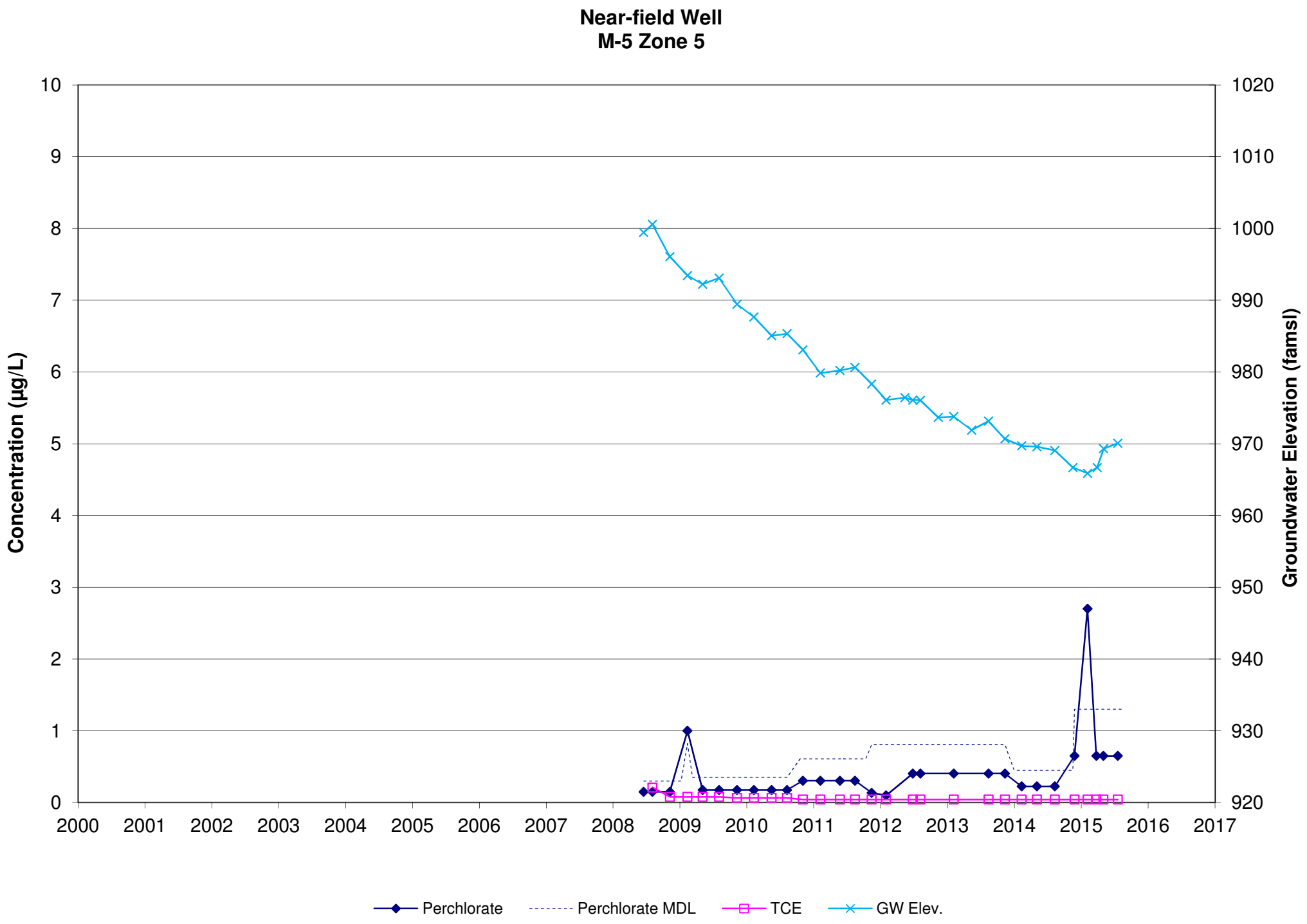
Near-field Well
M-5 Zone 5
Concentration (µg/L)
Groundwater Elevation (famsl)
0
1
2
3
4
5
6
7
8
9
10
920
930
940
950
960
970
980
990
1000
1010
1020
2000
2001
2002
2003
2004
2005
2006
2007
2008
2009
2010
2011
2012
2013
2014
2015
2016
2017
Perchlorate
Perchlorate MDL
TCE
GW Elev.

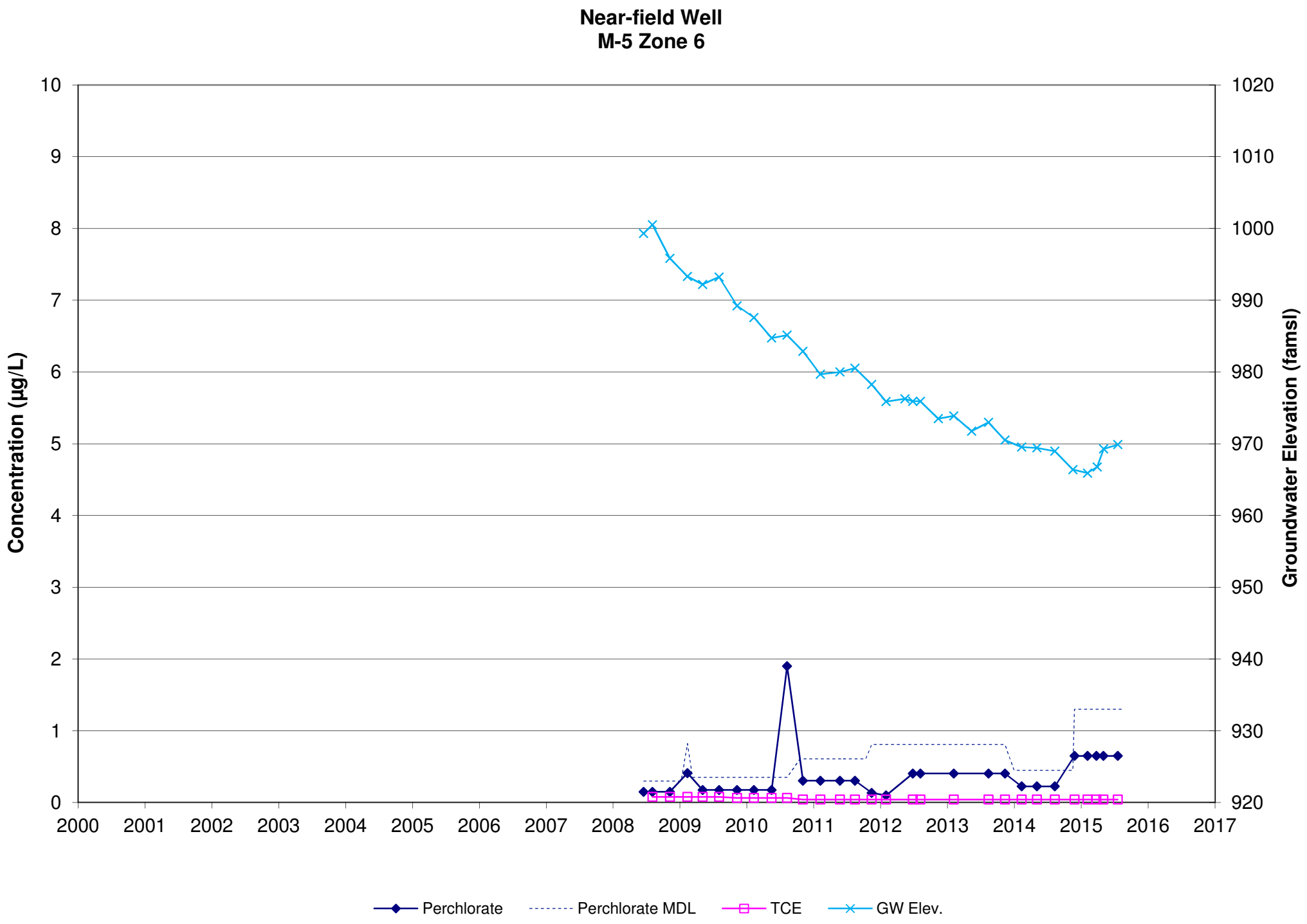
Near-field Well
M-5 Zone 6
Concentration (µg/L)
Groundwater Elevation (famsl)
0
1
2
3
4
5
6
7
8
9
10
920
930
940
950
960
970
980
990
1000
1010
1020
2000
2001
2002
2003
2004
2005
2006
2007
2008
2009
2010
2011
2012
2013
2014
2015
2016
2017
Perchlorate
Perchlorate MDL
TCE
GW Elev.

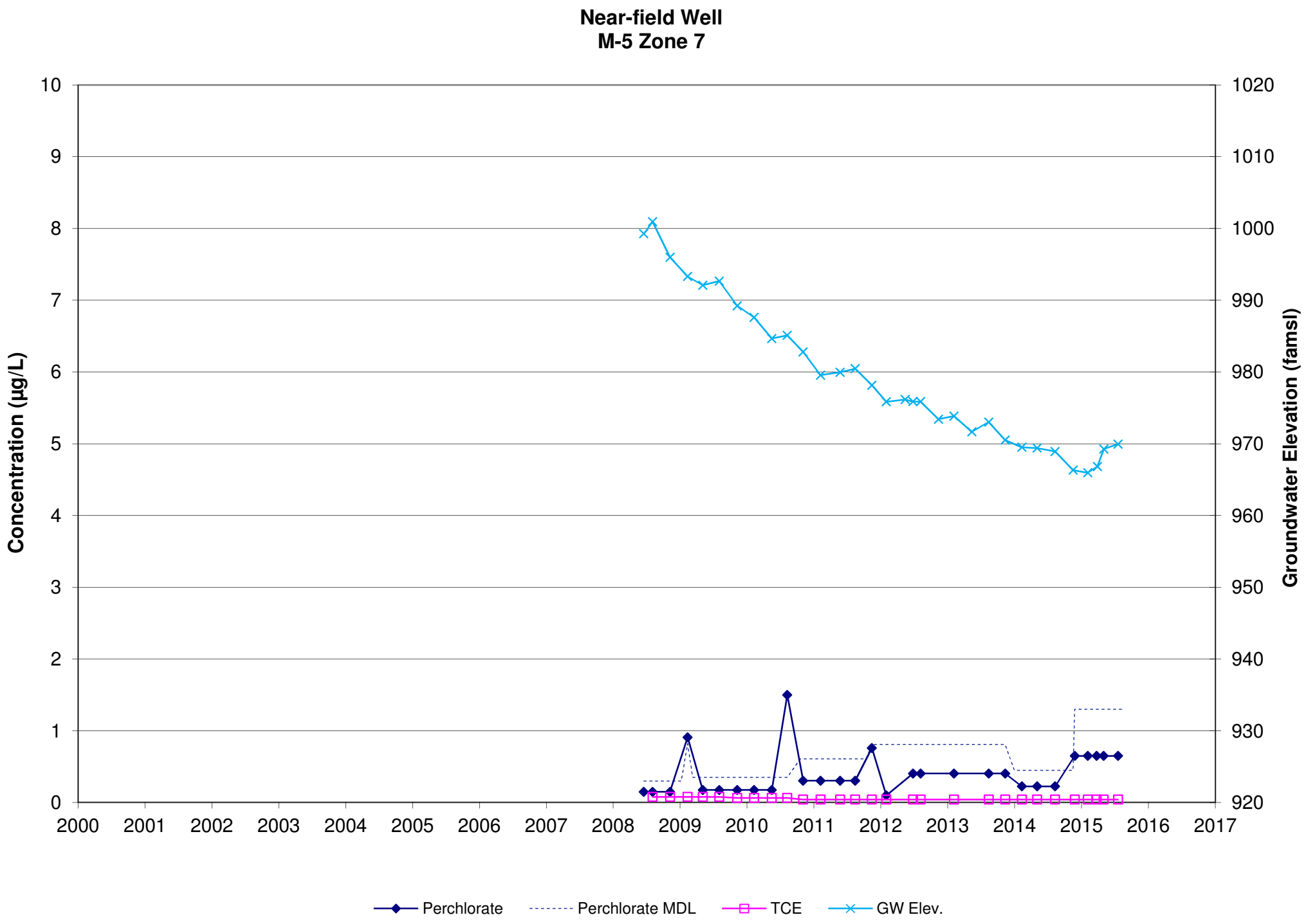
Near-field Well
M-5 Zone 7
Concentration (µg/L)
Groundwater Elevation (famsl)
0
1
2
3
4
5
6
7
8
9
10
920
930
940
950
960
970
980
990
1000
1010
1020
2000
2001
2002
2003
2004
2005
2006
2007
2008
2009
2010
2011
2012
2013
2014
2015
2016
2017
Perchlorate
Perchlorate MDL
TCE
GW Elev.

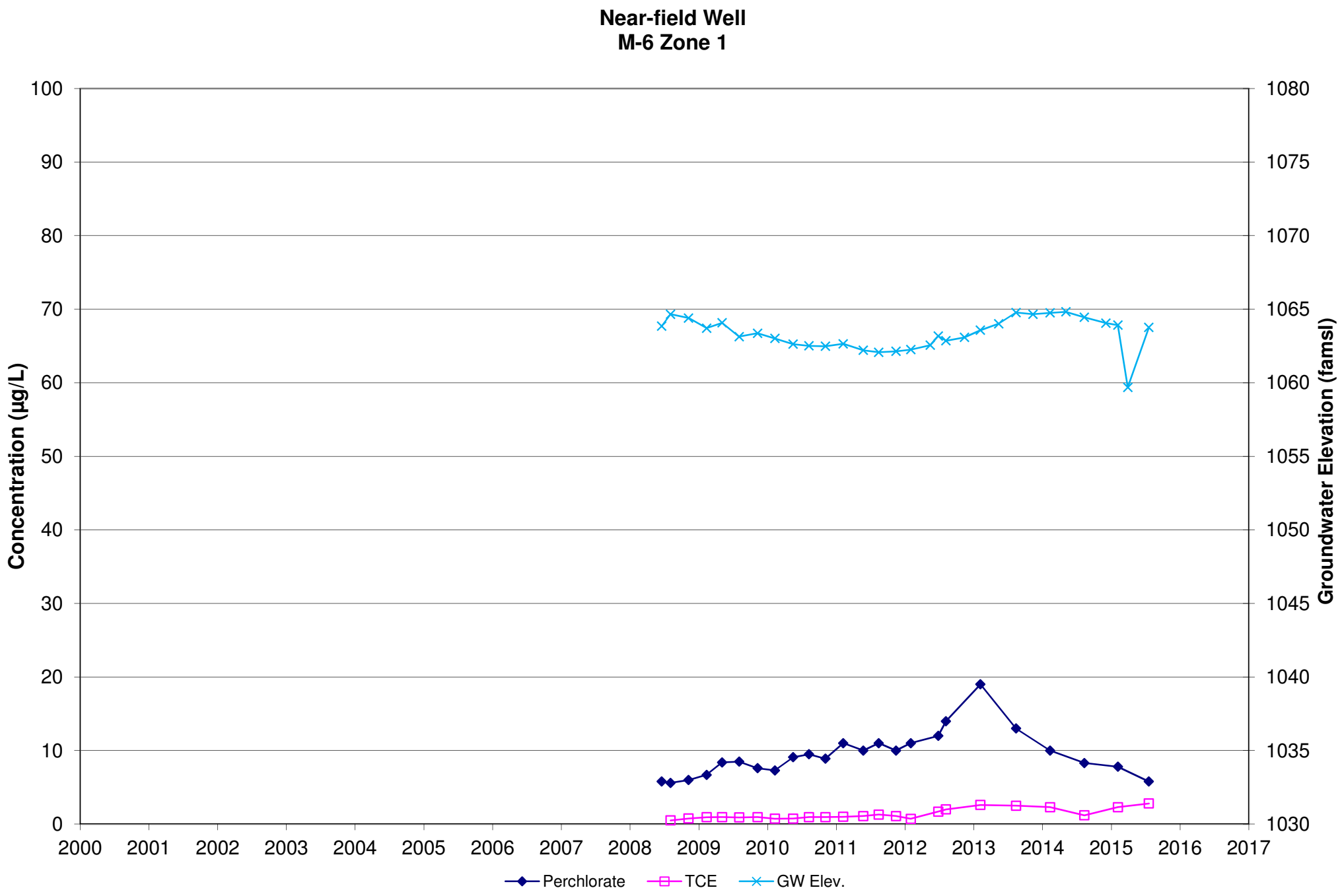
Near-field Well
M-6 Zone 1
Concentration (µg/L)
Groundwater Elevation (famsl)
100
90
80
70
60
50
40
30
20
10
0
1080
1075
1070
1065
1060
1055
1050
1045
1040
1035
1030
2000
2001
2002
2003
2004
2005
2006
2007
2008
2009
2010
2011
2012
2013
2014
2015
2016
2017
Perchlorate
TCE
GW Elev.

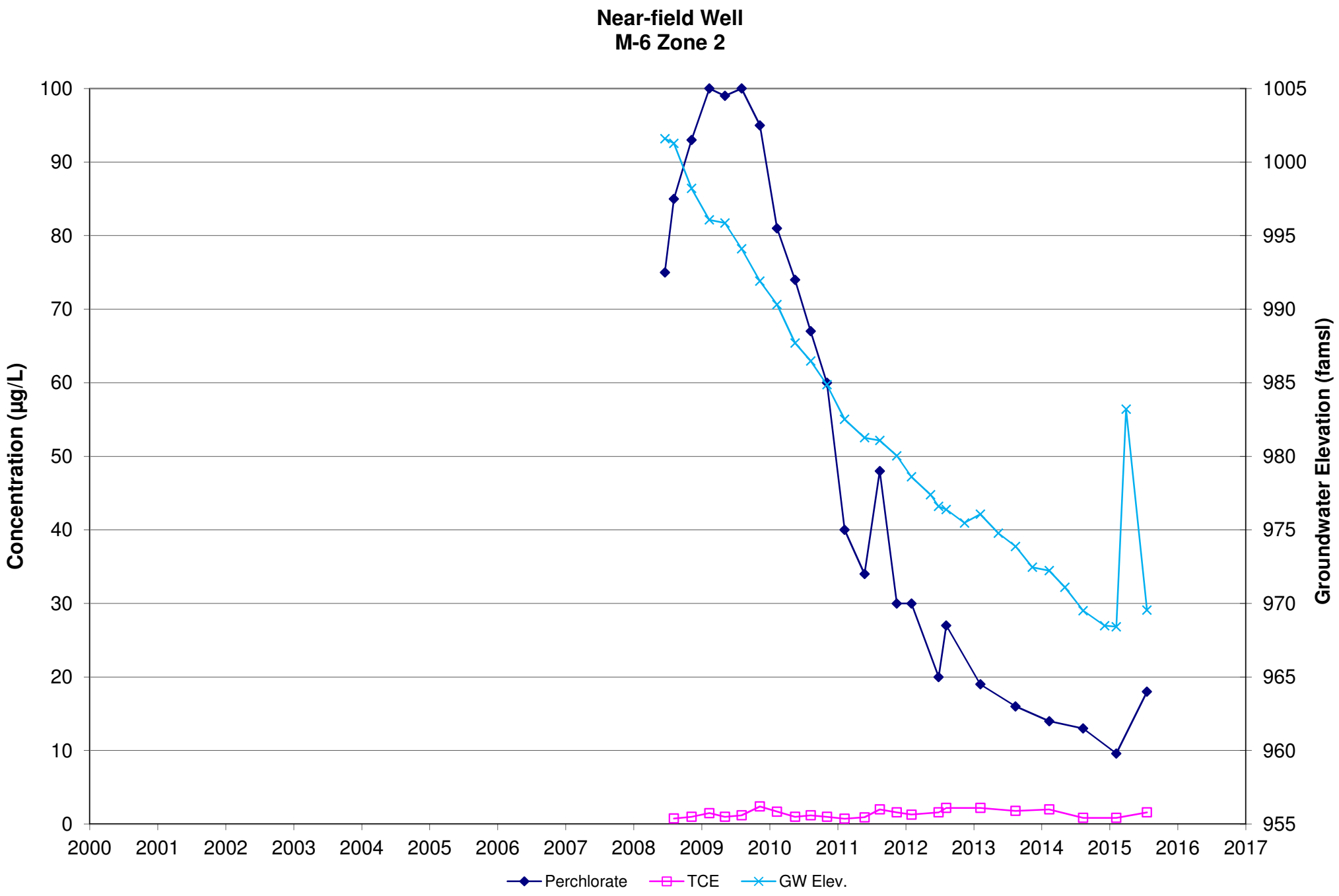
Near-field Well
M-6 Zone 2
Concentration (µg/L)
Groundwater Elevation (famsl)
100
90
80
70
60
50
40
30
20
10
0
1005
1000
995
990
985
980
975
970
965
960
955
2000
2001
2002
2003
2004
2005
2006
2007
2008
2009
2010
2011
2012
2013
2014
2015
2016
2017
Perchlorate
TCE
GW Elev.

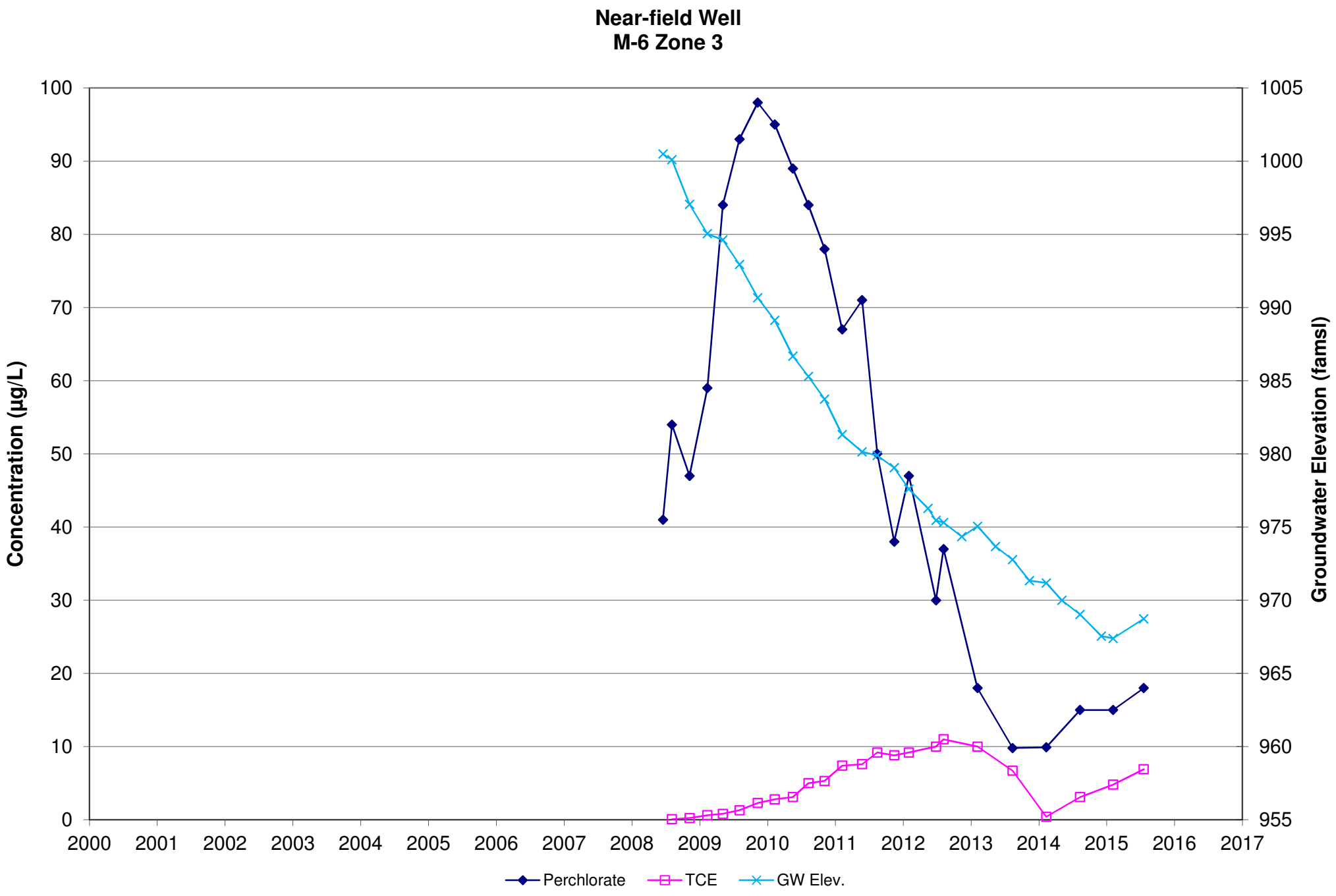
Near-field Well
M-6 Zone 3
Concentration (µg/L)
Groundwater Elevation (famsl)
100
90
80
70
60
50
40
30
20
10
0
1005
1000
995
990
985
980
975
970
965
960
955
2000
2001
2002
2003
2004
2005
2006
2007
2008
2009
2010
2011
2012
2013
2014
2015
2016
2017
Perchlorate
TCE
GW Elev.

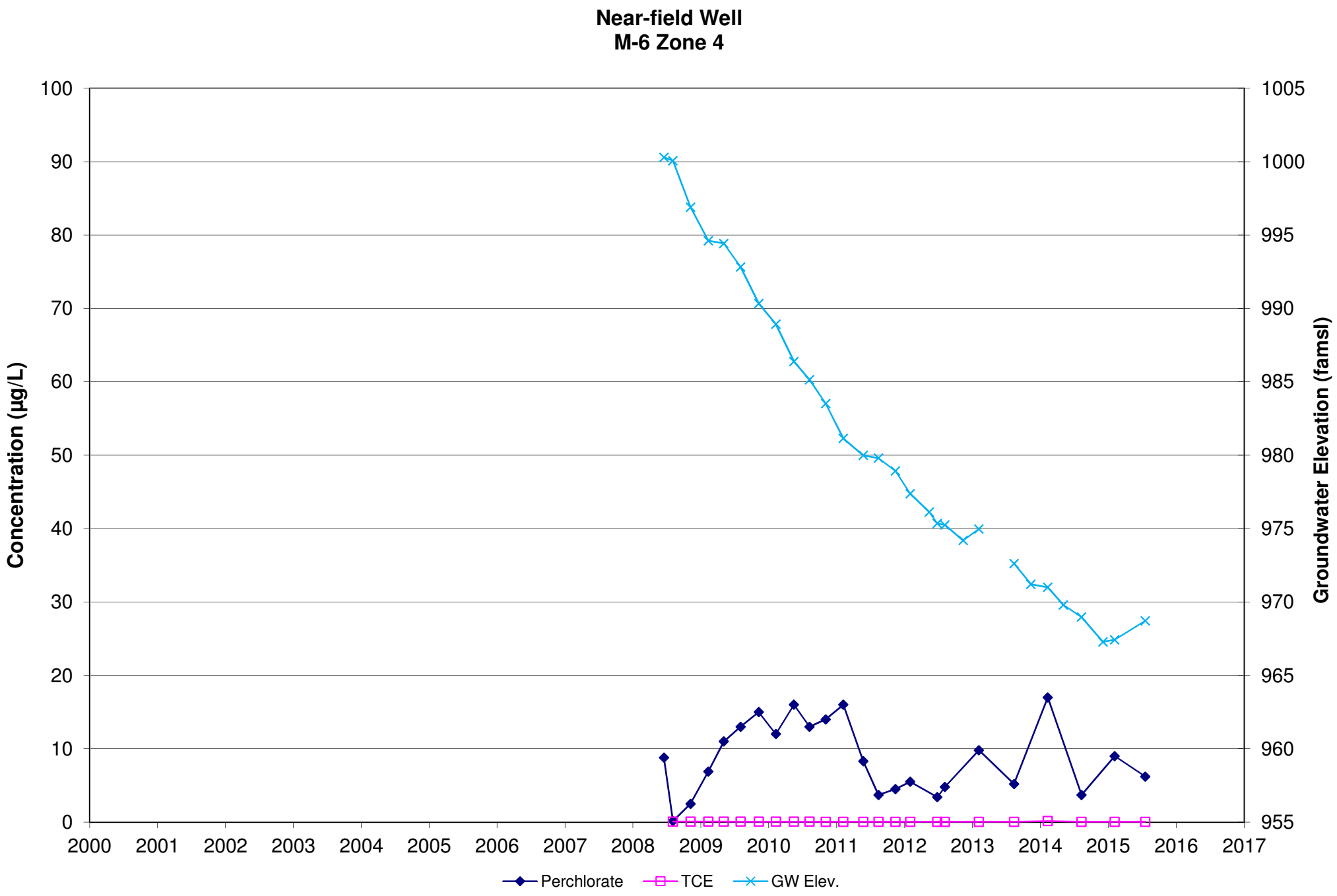
Near-field Well
M-6 Zone 4
Concentration (µg/L)
Groundwater Elevation (famsl)
100
90
80
70
60
50
40
30
20
10
0
1005
1000
995
990
985
980
975
970
965
960
955
2000
2001
2002
2003
2004
2005
2006
2007
2008
2009
2010
2011
2012
2013
2014
2015
2016
2017
Perchlorate
TCE
GW Elev.

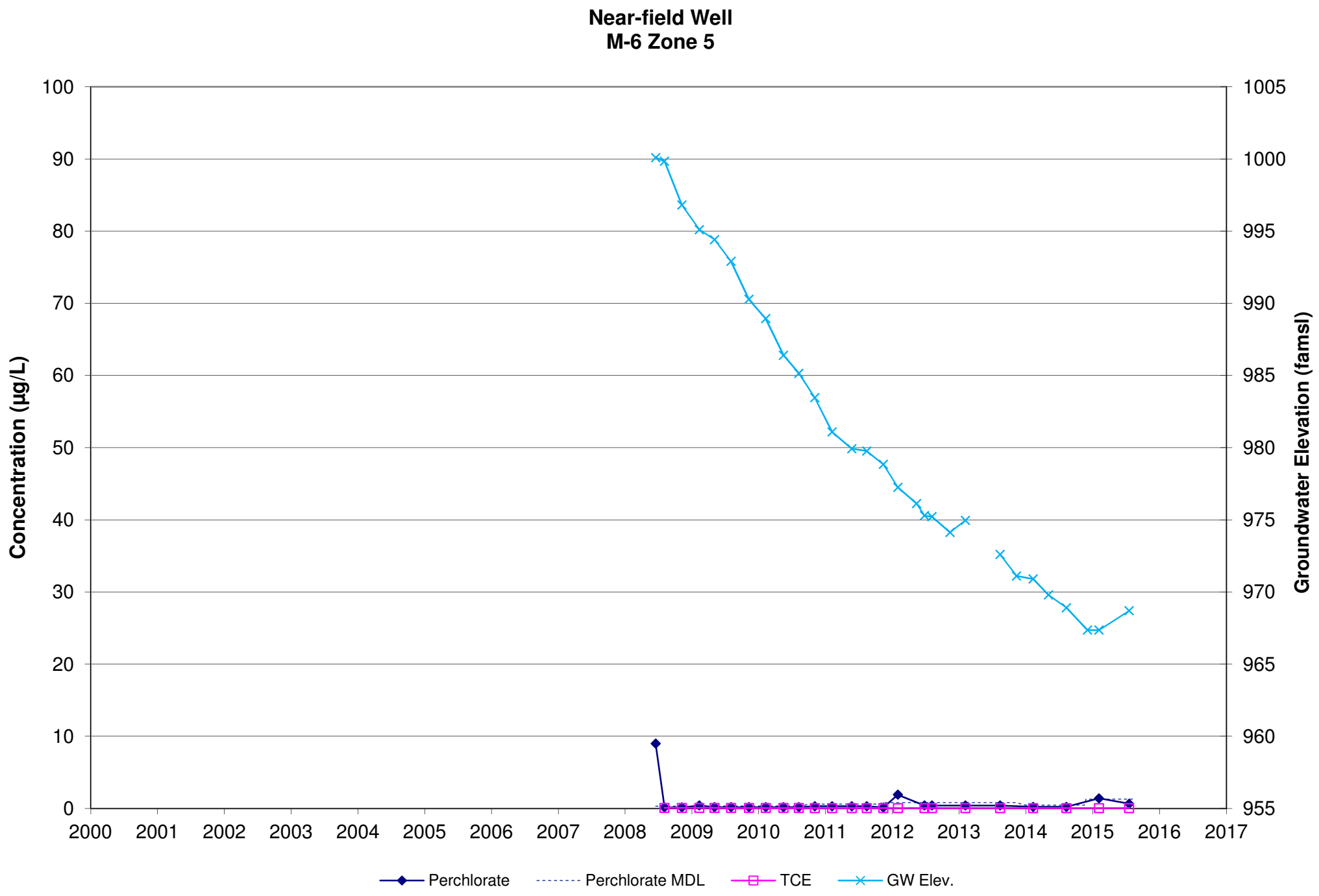
Near-field Well
M-6 Zone 5
Concentration (µg/L)
Groundwater Elevation (famsl)
100
90
80
70
60
50
40
30
20
10
0
1005
1000
995
990
985
980
975
970
965
960
955
2000
2001
2002
2003
2004
2005
2006
2007
2008
2009
2010
2011
2012
2013
2014
2015
2016
2017
Perchlorate
Perchlorate MDL
TCE
GW Elev.

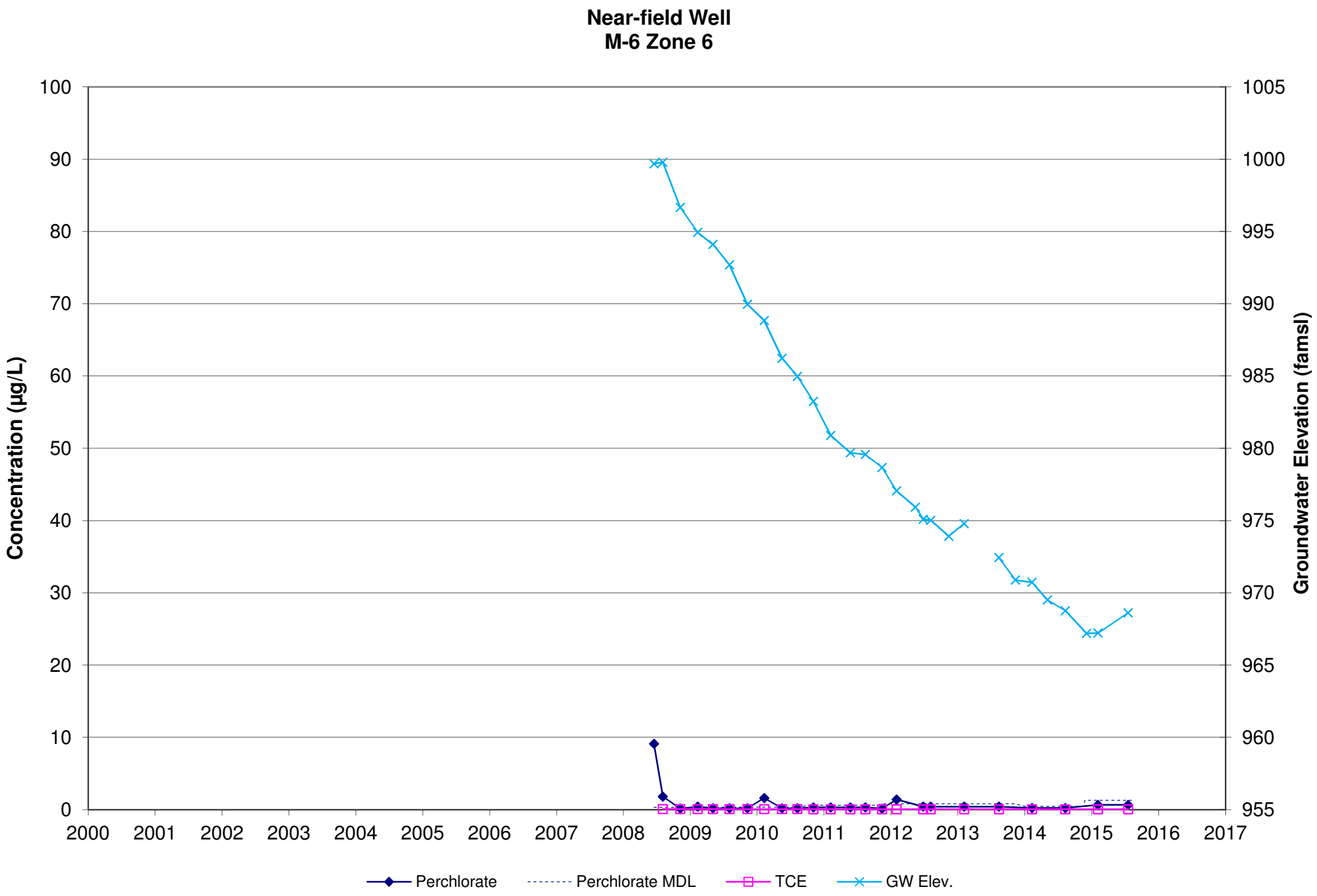
Near-field Well
M-6 Zone 6
Concentration (µg/L)
Groundwater Elevation (famsl)
100
90
80
70
60
50
40
30
20
10
0
1005
1000
995
990
985
980
975
970
965
960
955
2000
2001
2002
2003
2004
2005
2006
2007
2008
2009
2010
2011
2012
2013
2014
2015
2016
2017
Perchlorate
Perchlorate MDL
TCE
GW Elev.

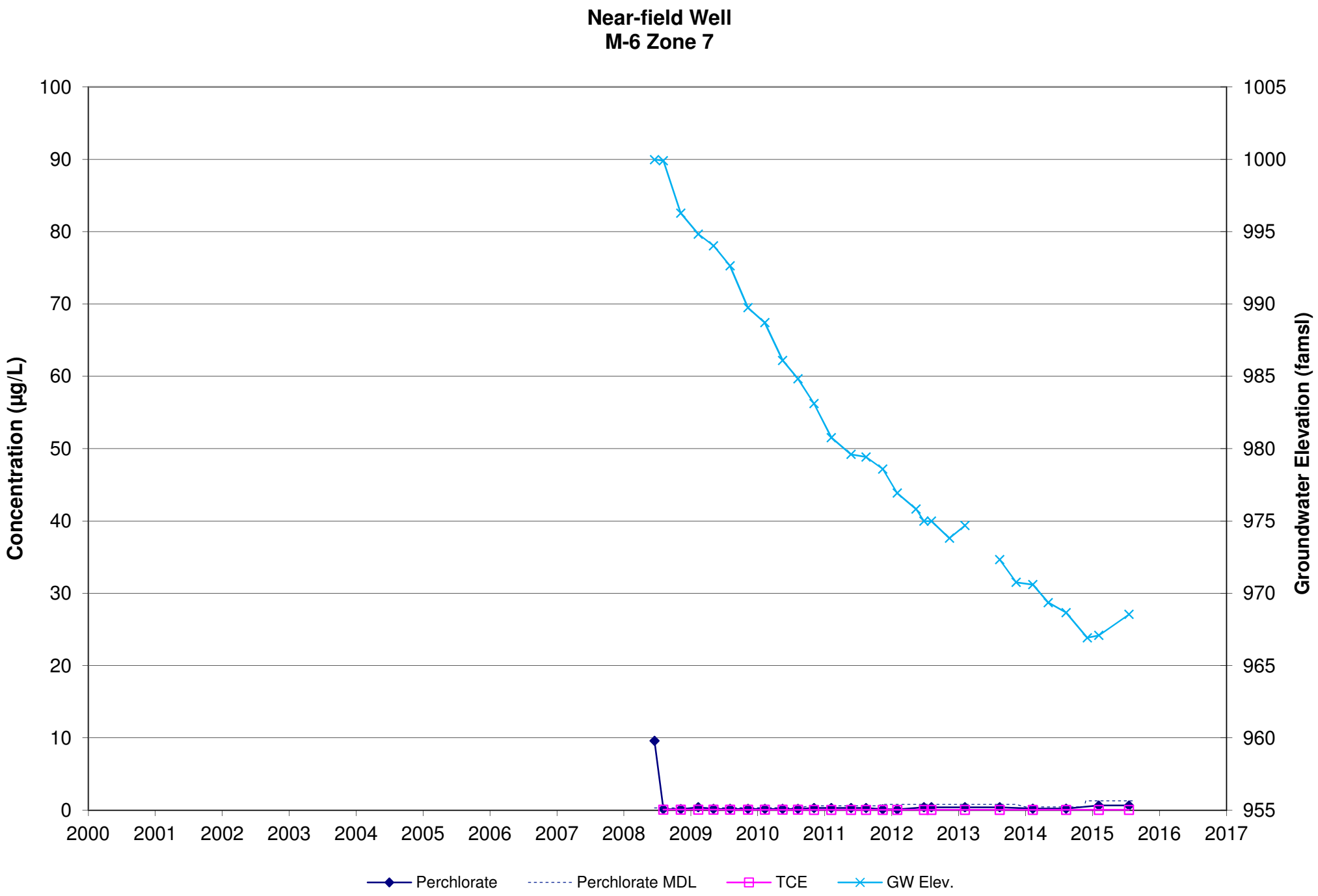
Near-field Well
M-6 Zone 7
Concentration (µg/L)
Groundwater Elevation (famsl)
100
90
80
70
60
50
40
30
20
10
0
1005
1000
995
990
985
980
975
970
965
960
955
2000
2001
2002
2003
2004
2005
2006
2007
2008
2009
2010
2011
2012
2013
2014
2015
2016
2017
Perchlorate
Perchlorate MDL
TCE
GW Elev.

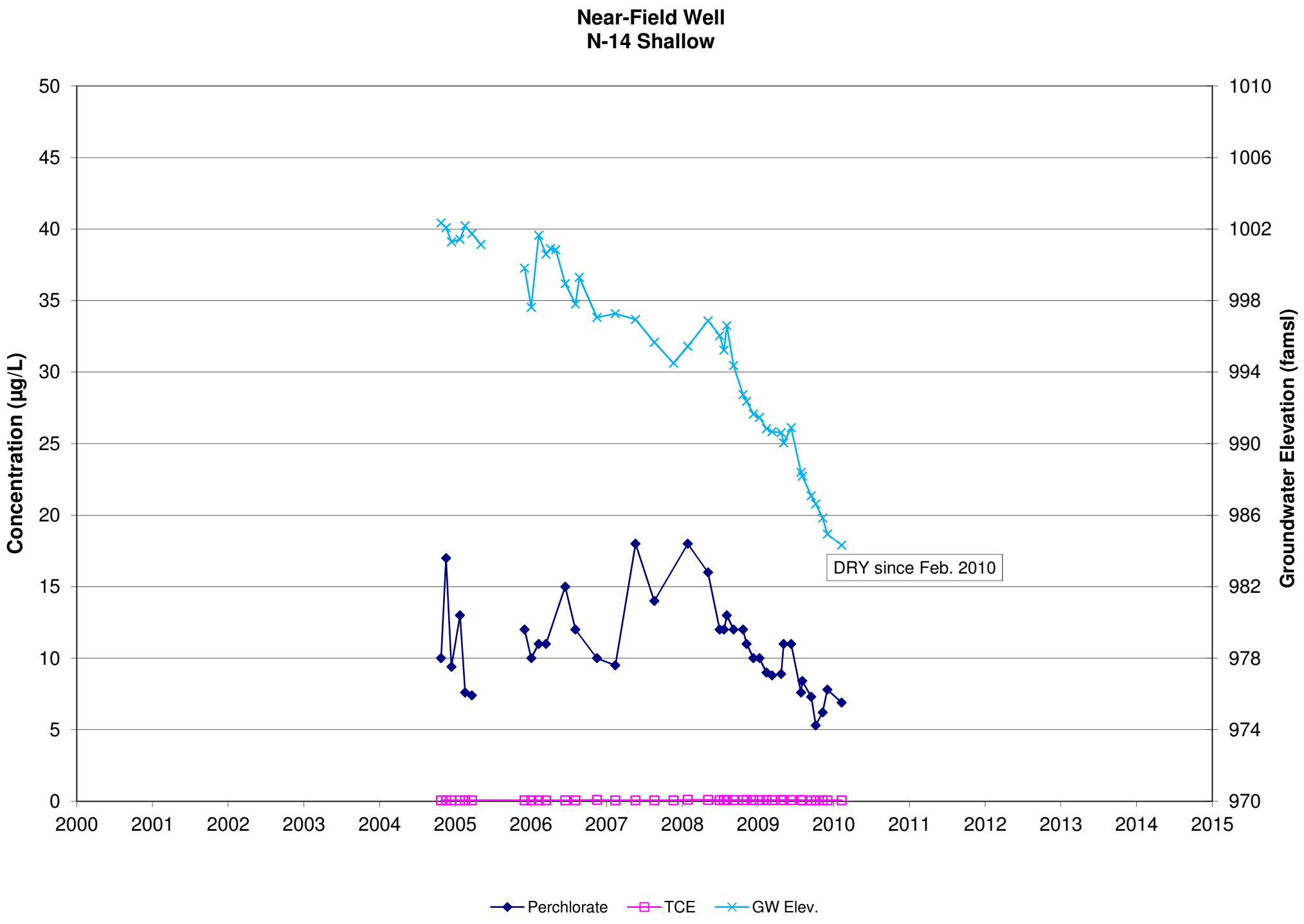
Near-Field Well
N-14 Shallow
Concentration (µg/L)
Groundwater Elevation (famsl)
50
45
40
35
30
25
20
15
10
5
0
1010
1006
1002
998
994
990
986
982
978
974
970
2000
2001
2002
2003
2004
2005
2006
2007
2008
2009
2010
2011
2012
2013
2014
2015
DRY since Feb. 2010
Perchlorate
TCE
GW Elev.

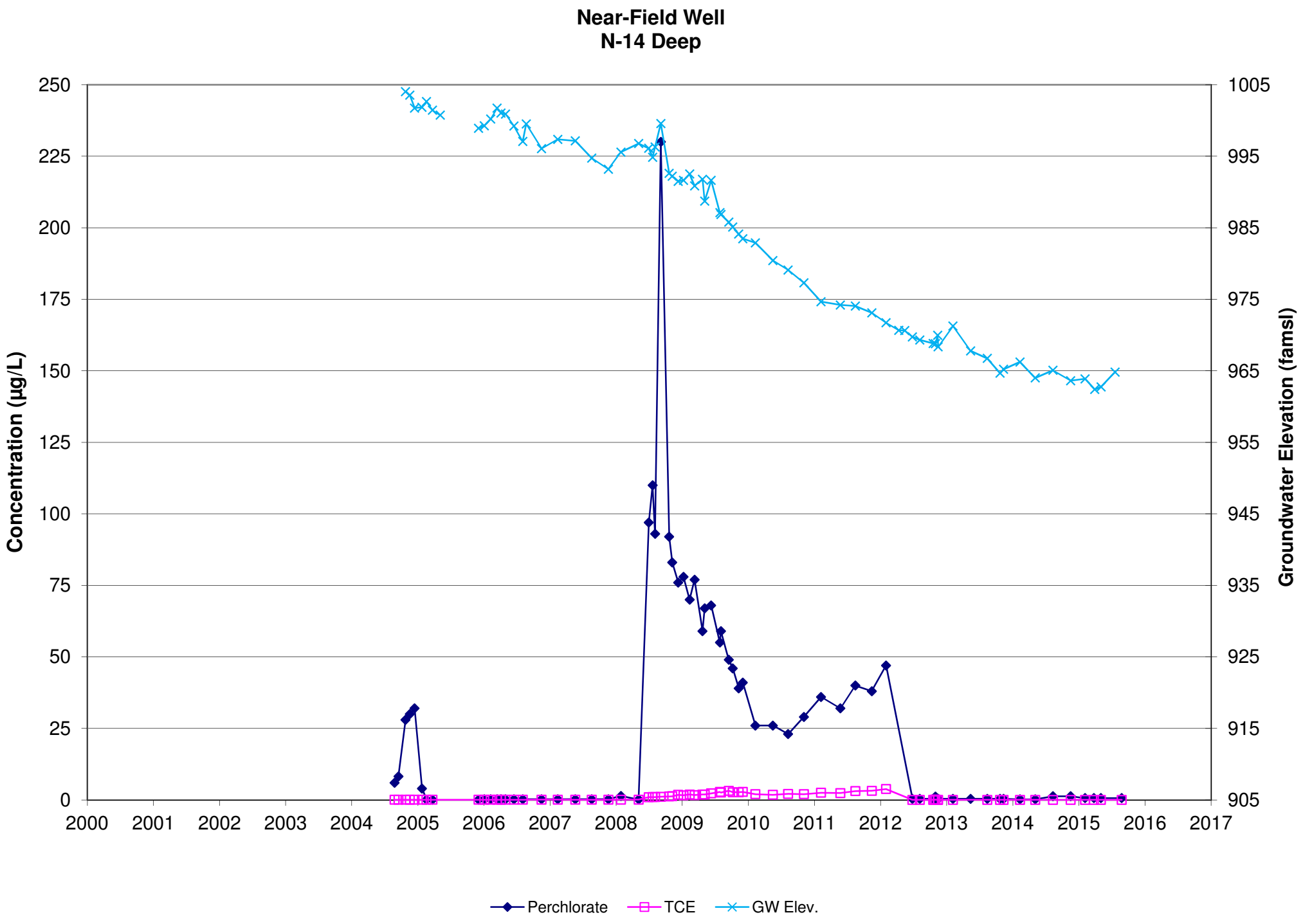
Near-Field Well
N-14 Deep
Concentration (µg/L)
Groundwater Elevation (famsl)
250
225
200
175
150
125
100
75
50
25
0
1005
995
985
975
965
955
945
935
925
915
905
2000
2001
2002
2003
2004
2005
2006
2007
2008
2009
2010
2011
2012
2013
2014
2015
2016
2017
Perchlorate
TCE
GW Elev.

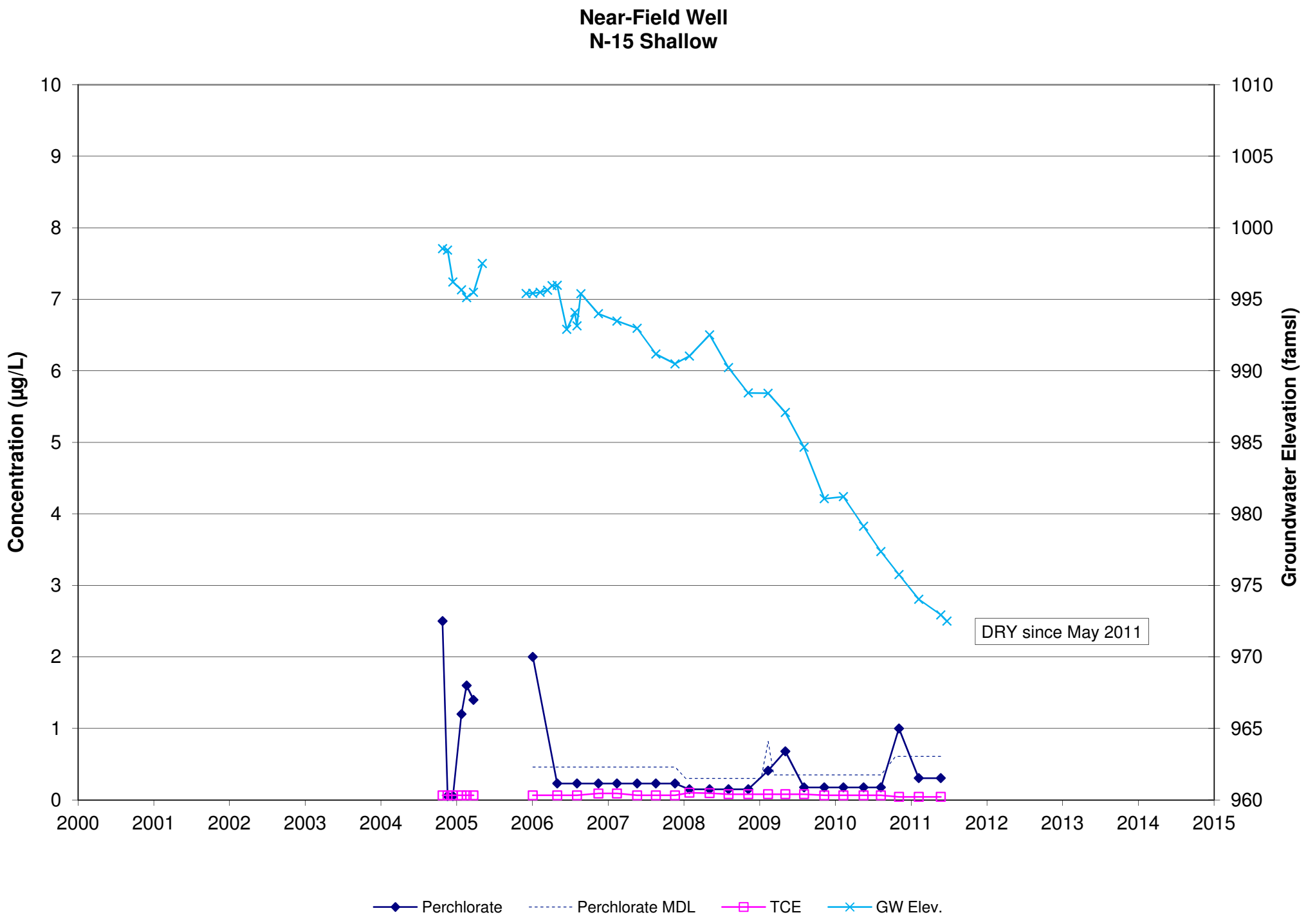
Near-Field Well
N-15 Shallow
Concentration (µg/L)
Groundwater Elevation (famsl)
10
9
8
7
6
5
4
3
2
1
0
1010
1005
1000
995
990
985
980
975
970
965
960
2000
2001
2002
2003
2004
2005
2006
2007
2008
2009
2010
2011
2012
2013
2014
2015
DRY since May 2011
Perchlorate
Perchlorate MDL
TCE
GW Elev.

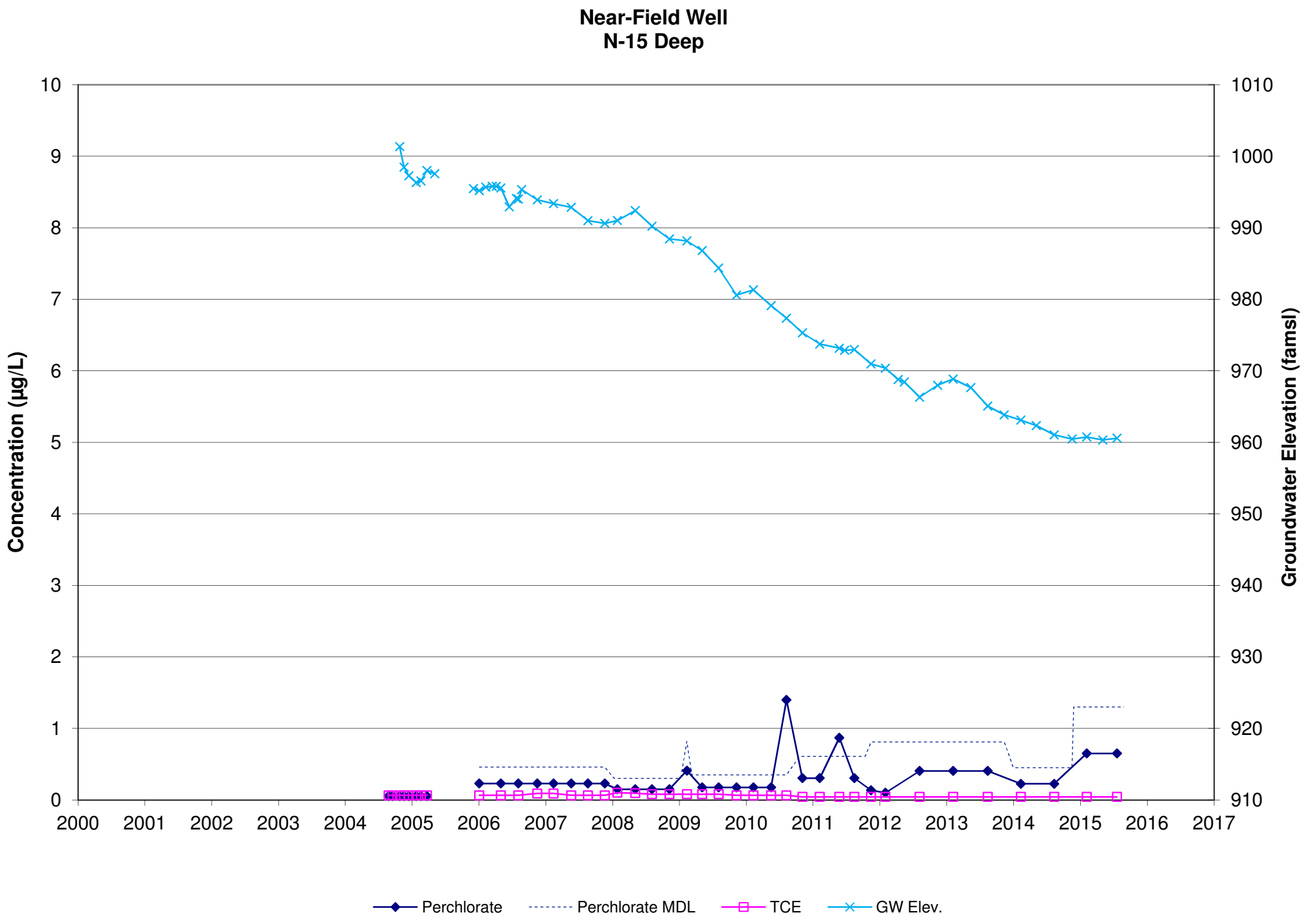
Near-Field Well
N-15 Deep
Concentration (µg/L)
Groundwater Elevation (famsl)
10
9
8
7
6
5
4
3
2
1
0
1010
1000
990
980
970
960
950
940
930
920
910
2000
2001
2002
2003
2004
2005
2006
2007
2008
2009
2010
2011
2012
2013
2014
2015
2016
2017
Perchlorate
Perchlorate MDL
TCE
GW Elev.

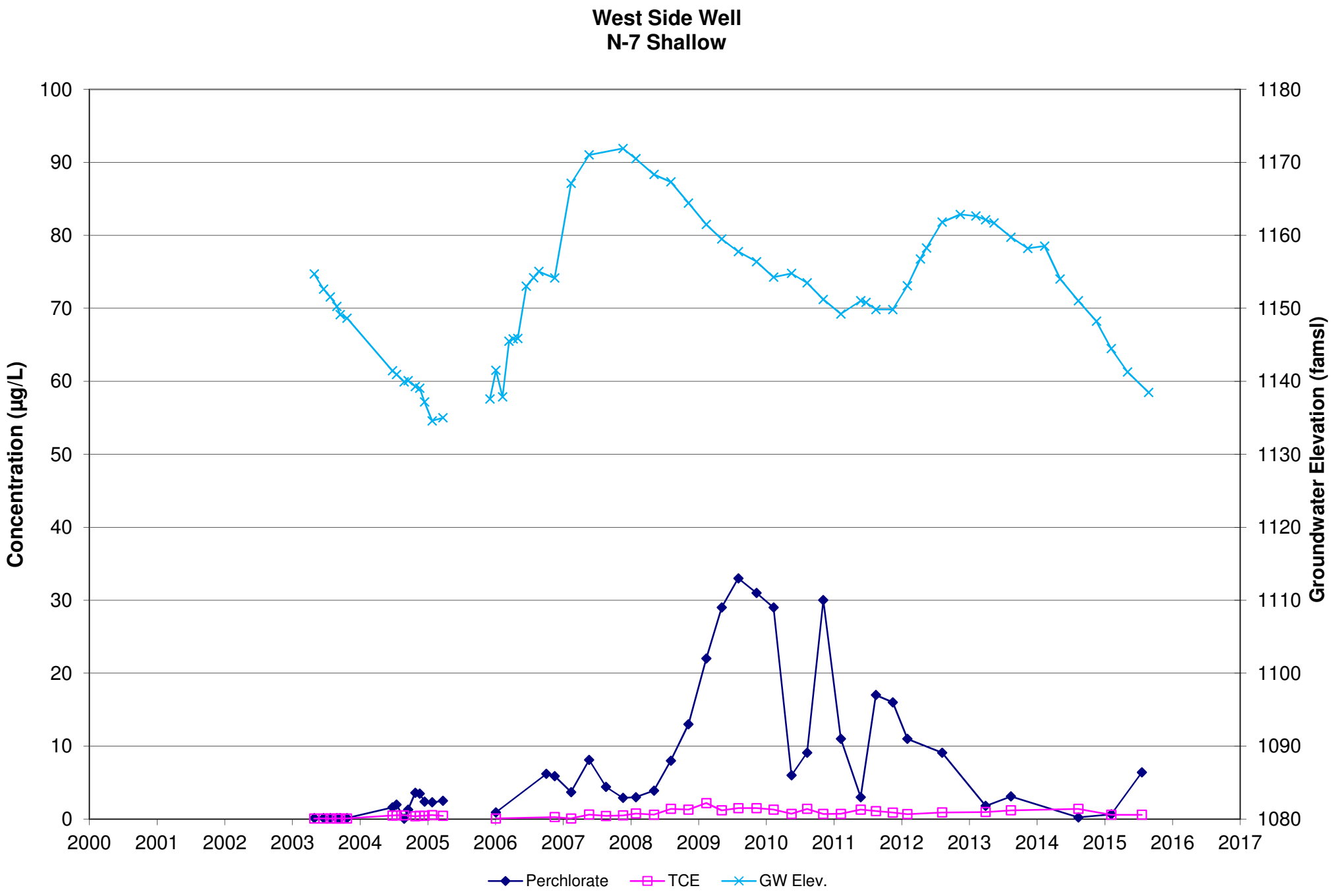
West Side Well
N-7 Shallow
Concentration (µg/L)
Groundwater Elevation (famsl)
100
90
80
70
60
50
40
30
20
10
0
1180
1170
1160
1150
1140
1130
1120
1110
1100
1090
1080
2000
2001
2002
2003
2004
2005
2006
2007
2008
2009
2010
2011
2012
2013
2014
2015
2016
2017
Perchlorate
TCE
GW Elev.

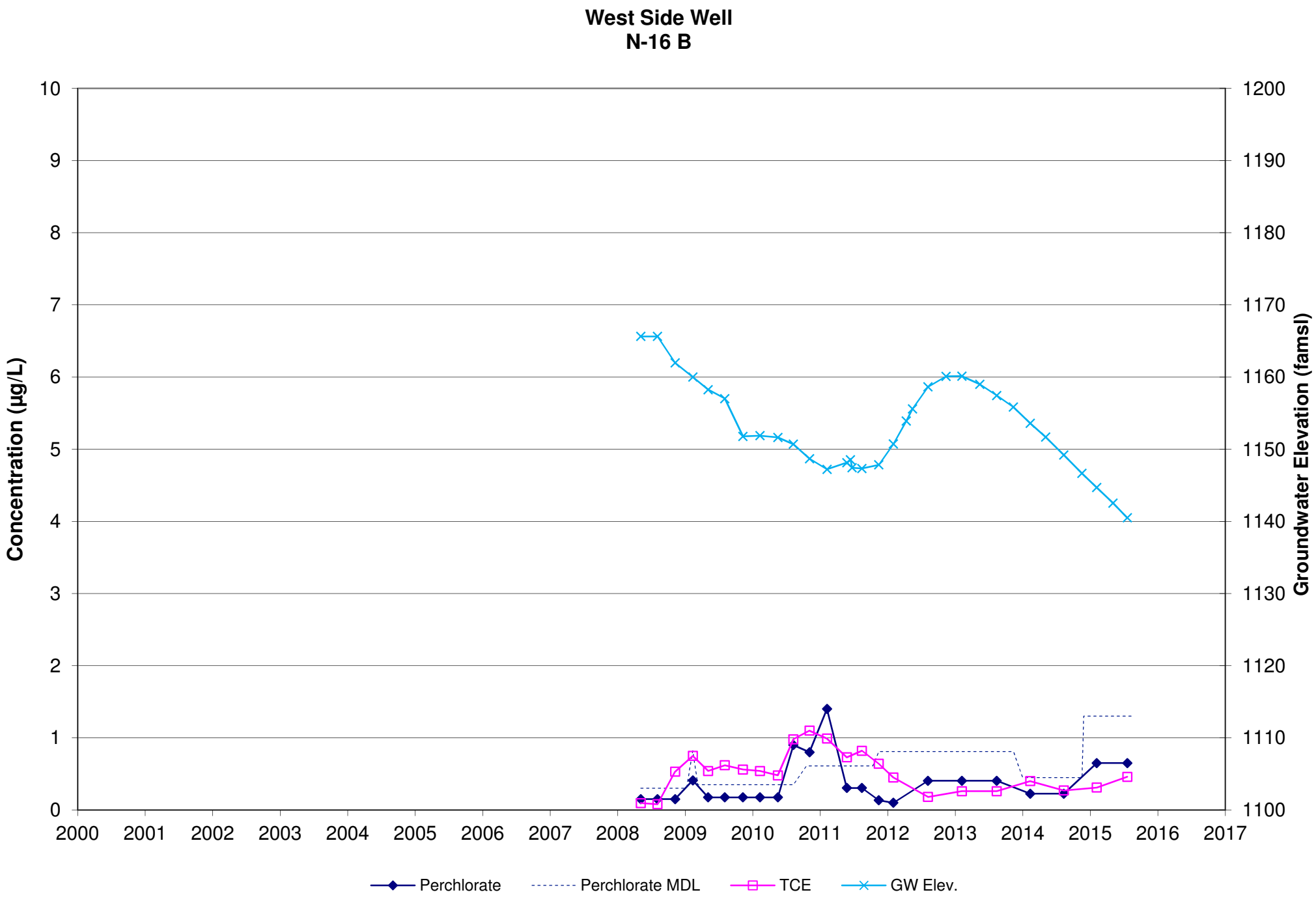
West Side Well
N-16 B
Concentration (µg/L)
Groundwater Elevation (famsl)
0
1
2
3
4
5
6
7
8
9
10
1100
1110
1120
1130
1140
1150
1160
1170
1180
1190
1200
2000
2001
2002
2003
2004
2005
2006
2007
2008
2009
2010
2011
2012
2013
2014
2015
2016
2017
Perchlorate
Perchlorate MDL
TCE
GW Elev.

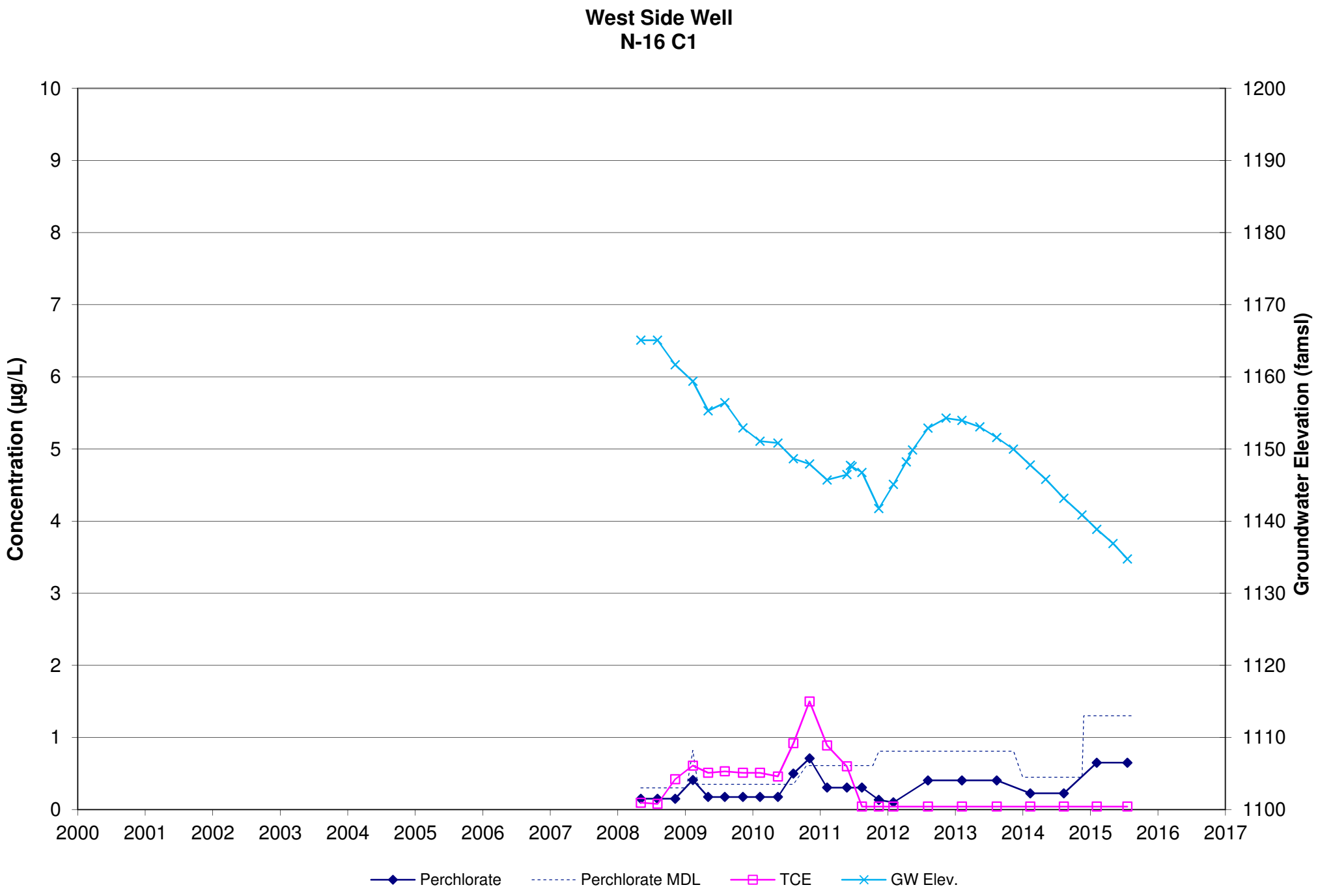
West Side Well
N-16 C1
Concentration (µg/L)
Groundwater Elevation (famsl)
0
1
2
3
4
5
6
7
8
9
10
1100
1110
1120
1130
1140
1150
1160
1170
1180
1190
1200
2000
2001
2002
2003
2004
2005
2006
2007
2008
2009
2010
2011
2012
2013
2014
2015
2016
2017
Perchlorate
Perchlorate MDL
TCE
GW Elev.

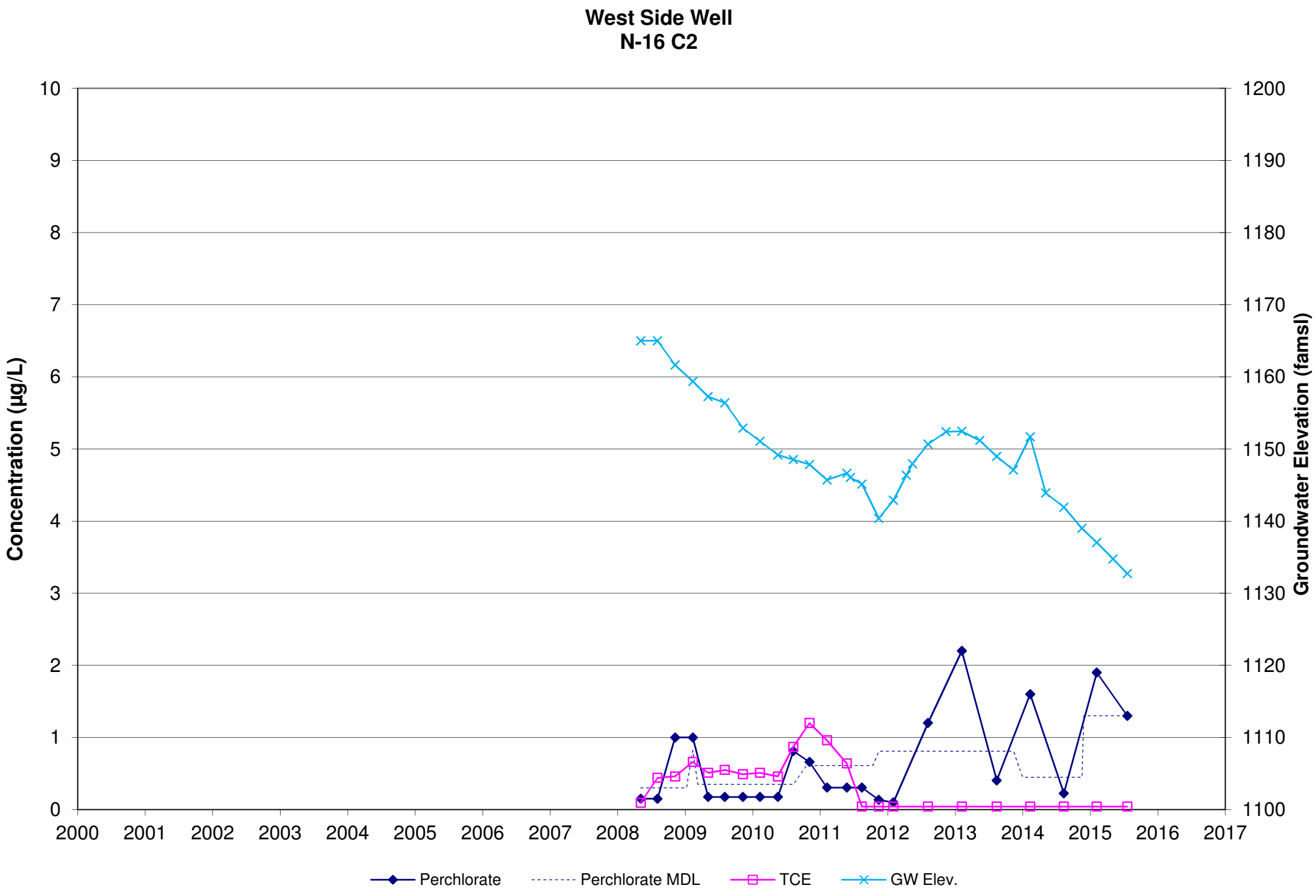
West Side Well
N-16 C2
Concentration (µg/L)
Groundwater Elevation (famsl)
0
1
2
3
4
5
6
7
8
9
10
1100
1110
1120
1130
1140
1150
1160
1170
1180
1190
1200
2000
2001
2002
2003
2004
2005
2006
2007
2008
2009
2010
2011
2012
2013
2014
2015
2016
2017
Perchlorate
Perchlorate MDL
TCE
GW Elev.

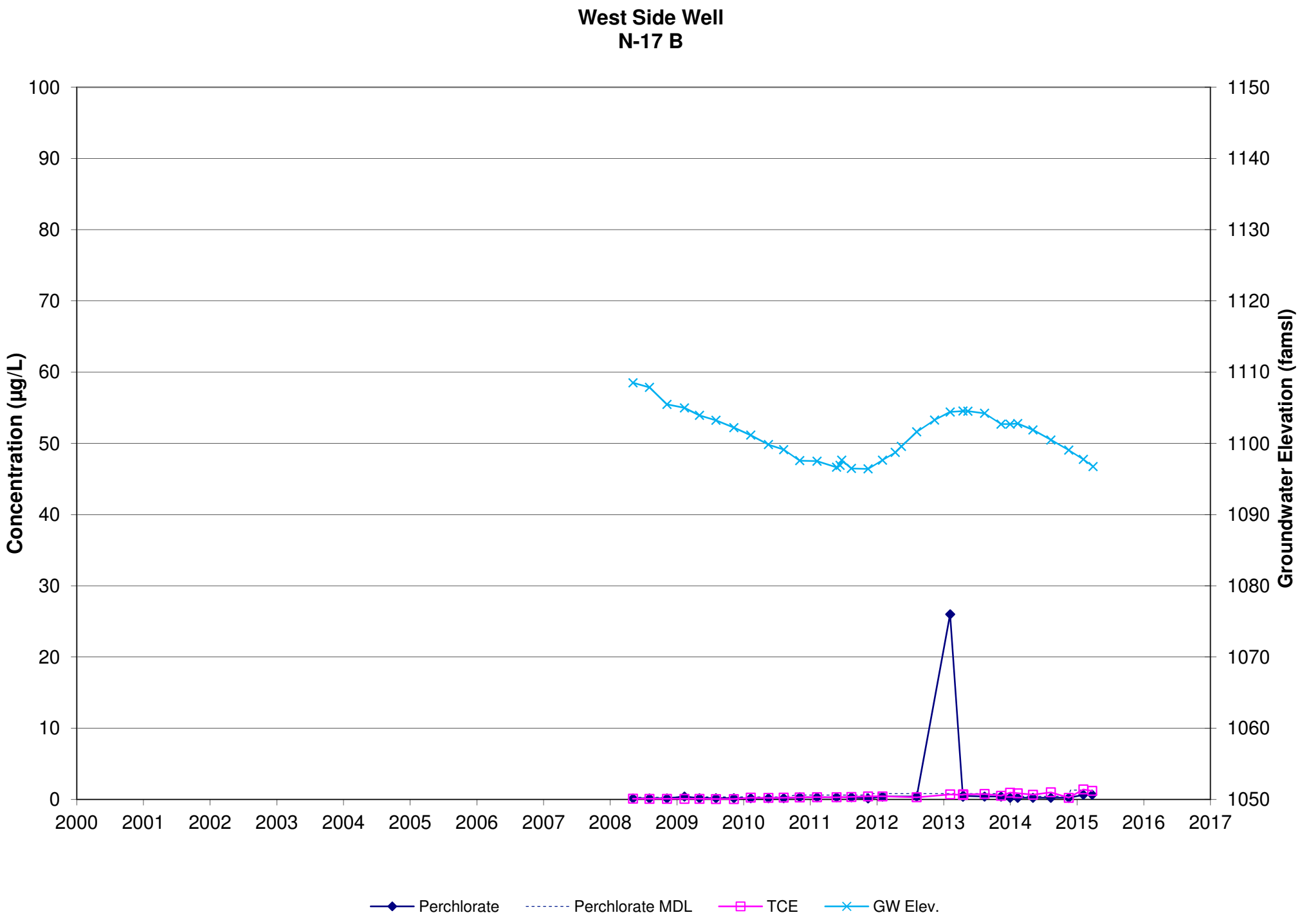
West Side Well
N-17 B
Concentration (µg/L)
Groundwater Elevation (famsl)
100
90
80
70
60
50
40
30
20
10
0
1150
1140
1130
1120
1110
1100
1090
1080
1070
1060
1050
2000
2001
2002
2003
2004
2005
2006
2007
2008
2009
2010
2011
2012
2013
2014
2015
2016
2017
Perchlorate
Perchlorate MDL
TCE
GW Elev.

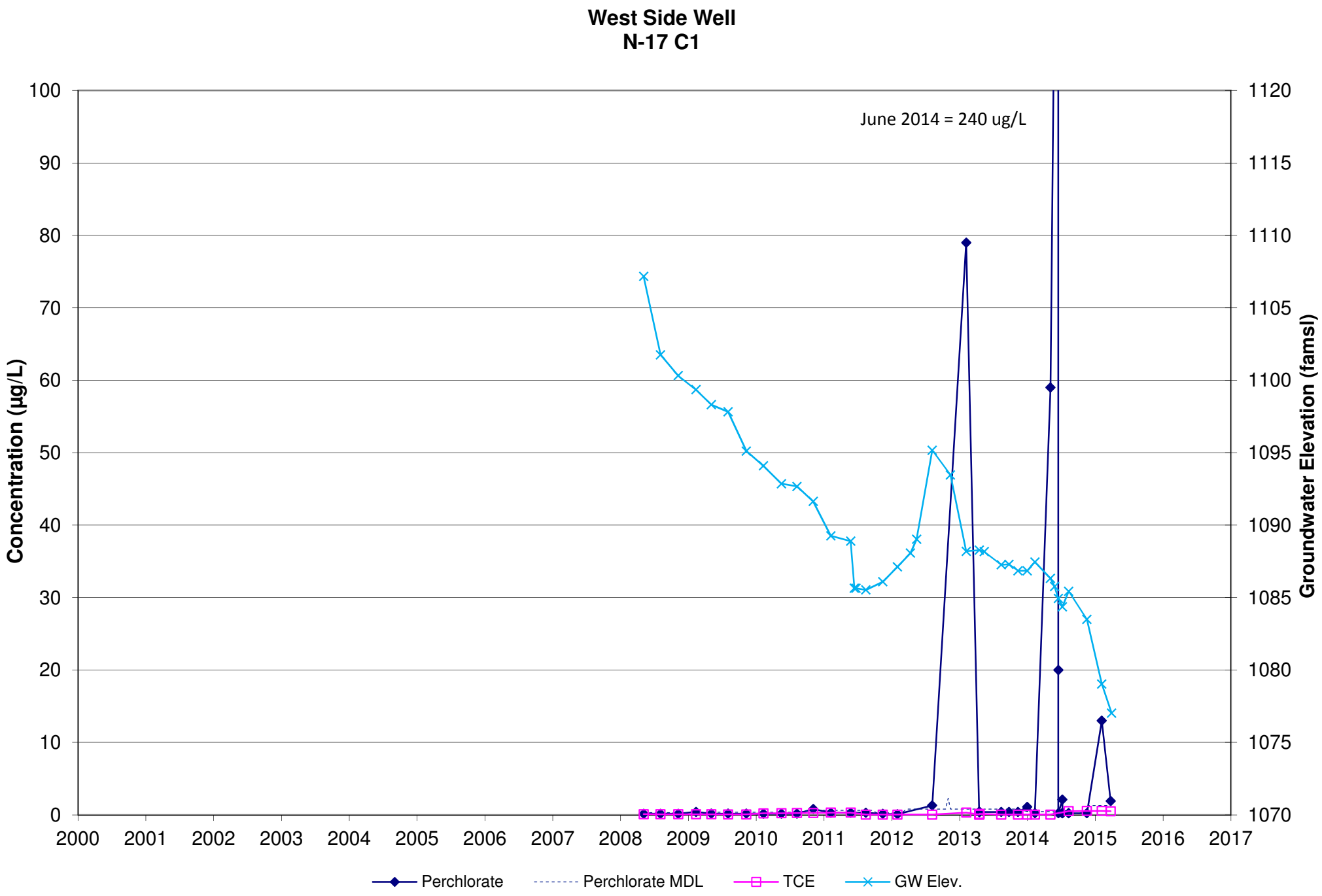
West Side Well
N-17 C1
June 2014 = 240 ug/L
Concentration (µg/L)
Groundwater Elevation (famsl)
100
90
80
70
60
50
40
30
20
10
0
1120
1115
1110
1105
1100
1095
1090
1085
1080
1075
1070
2000
2001
2002
2003
2004
2005
2006
2007
2008
2009
2010
2011
2012
2013
2014
2015
2016
2017
Perchlorate
Perchlorate MDL
TCE
GW Elev.

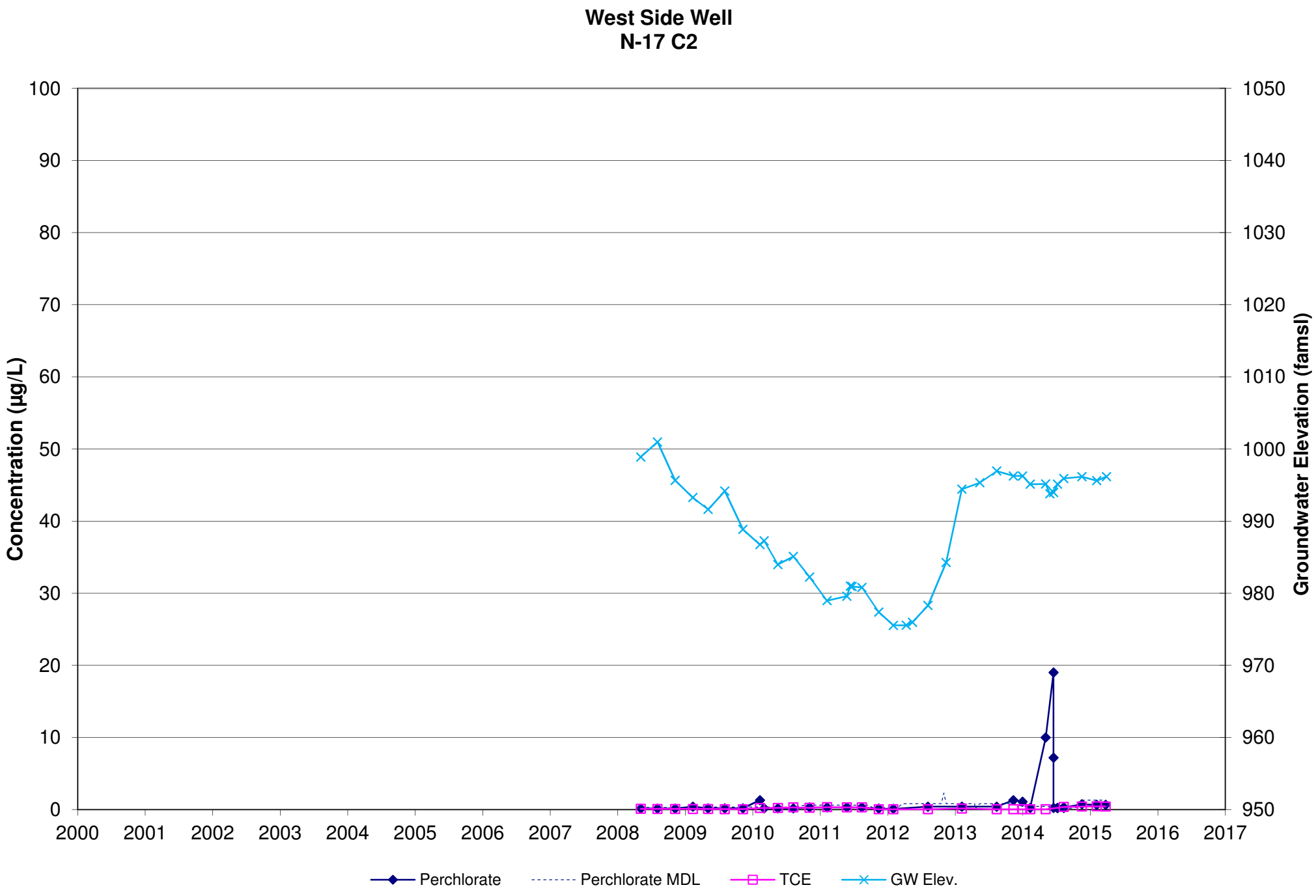
West Side Well
N-17 C2
Concentration (µg/L)
Groundwater Elevation (famsl)
100
90
80
70
60
50
40
30
20
10
0
1050
1040
1030
1020
1010
1000
990
980
970
960
950
2000
2001
2002
2003
2004
2005
2006
2007
2008
2009
2010
2011
2012
2013
2014
2015
2016
2017
Perchlorate
Perchlorate MDL
TCE
GW Elev.

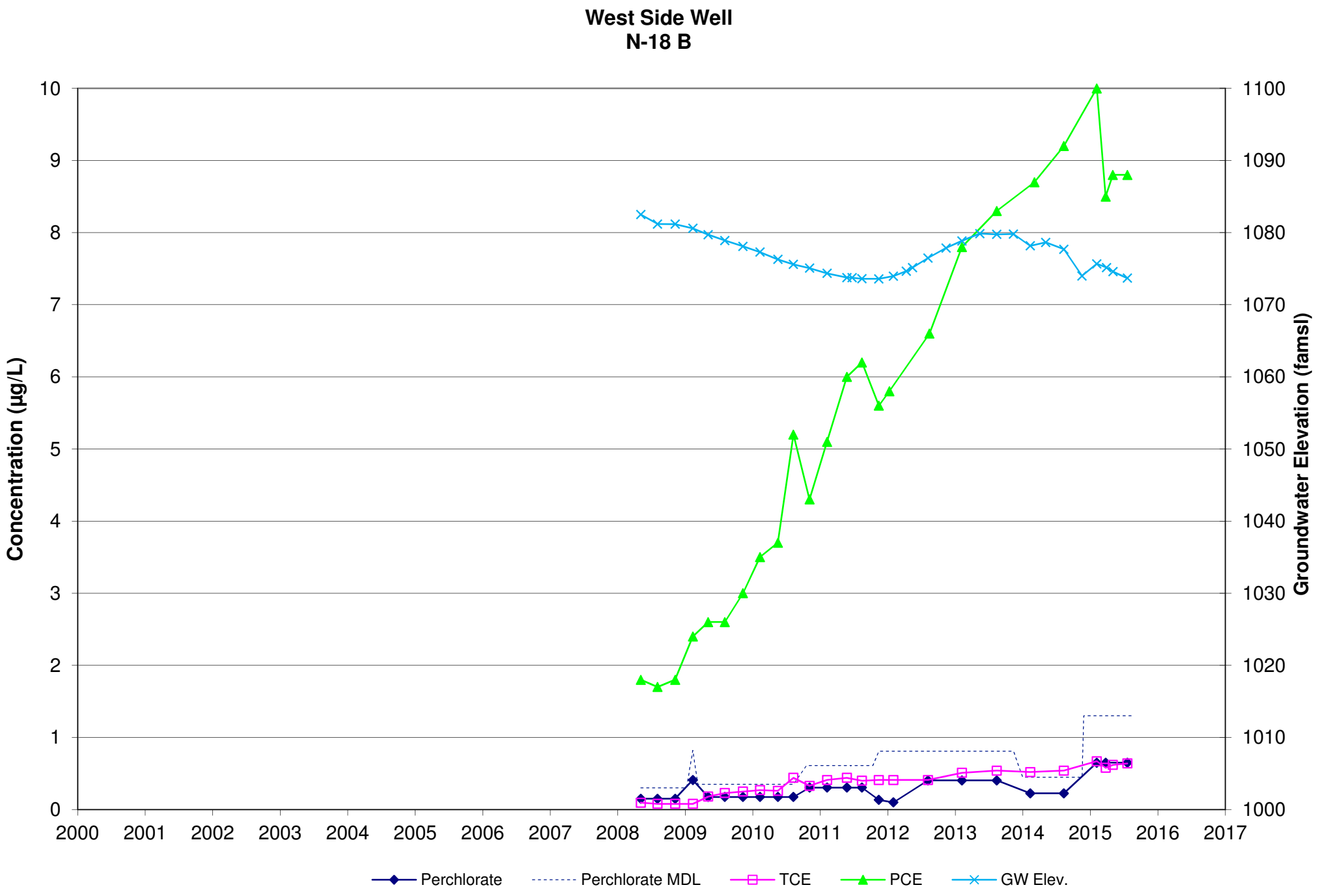
West Side Well
N-18 B
Concentration (µg/L)
Groundwater Elevation (famsl)
0
1
2
3
4
5
6
7
8
9
10
1000
1010
1020
1030
1040
1050
1060
1070
1080
1090
1100
2000
2001
2002
2003
2004
2005
2006
2007
2008
2009
2010
2011
2012
2013
2014
2015
2016
2017
Perchlorate
Perchlorate MDL
TCE
PCE
GW Elev.

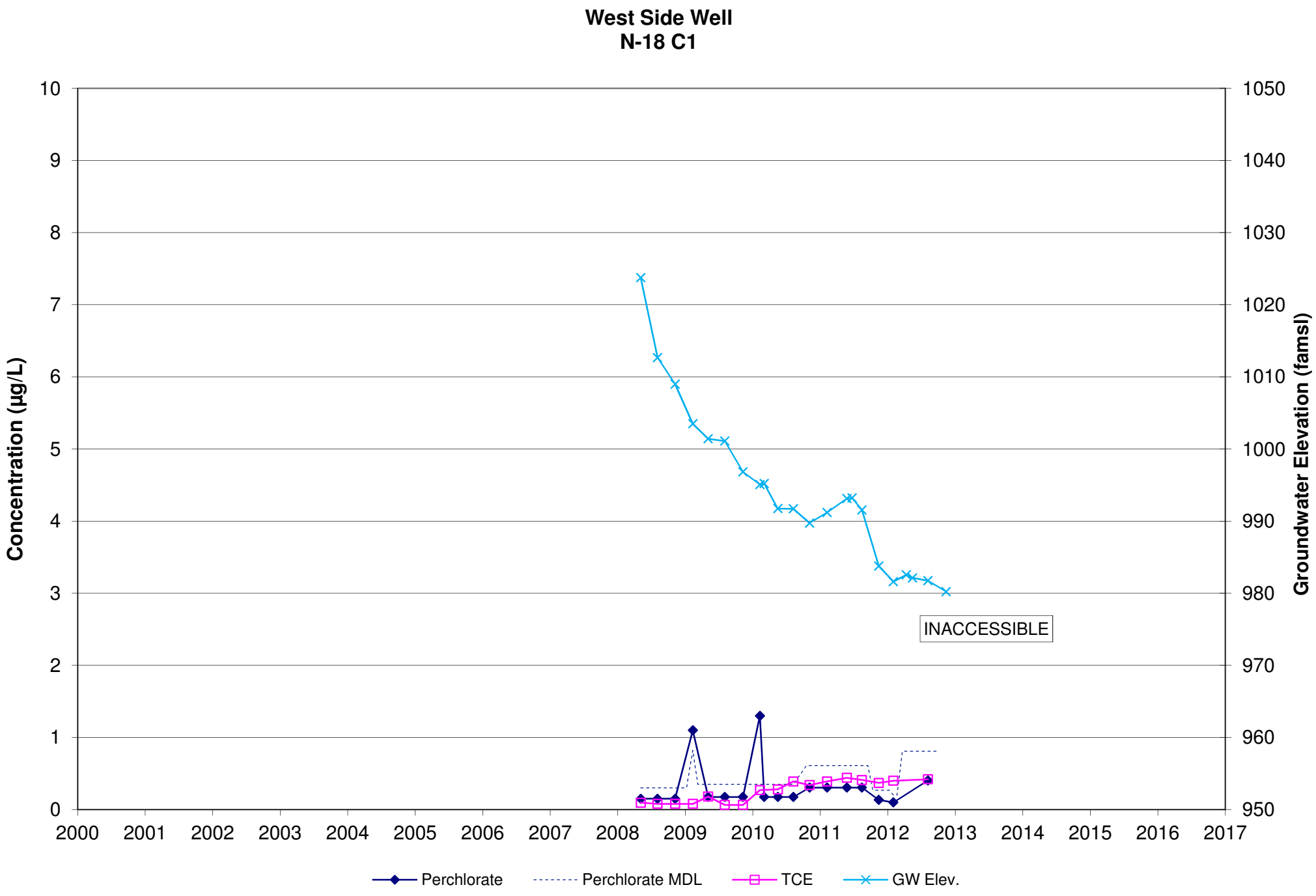
West Side Well
N-18 C1
Concentration (µg/L)
Groundwater Elevation (famsl)
10
9
8
7
6
5
4
3
2
1
0
1050
1040
1030
1020
1010
1000
990
980
970
960
950
2000
2001
2002
2003
2004
2005
2006
2007
2008
2009
2010
2011
2012
2013
2014
2015
2016
2017
INACCESSIBLE
Perchlorate
Perchlorate MDL
TCE
GW Elev.

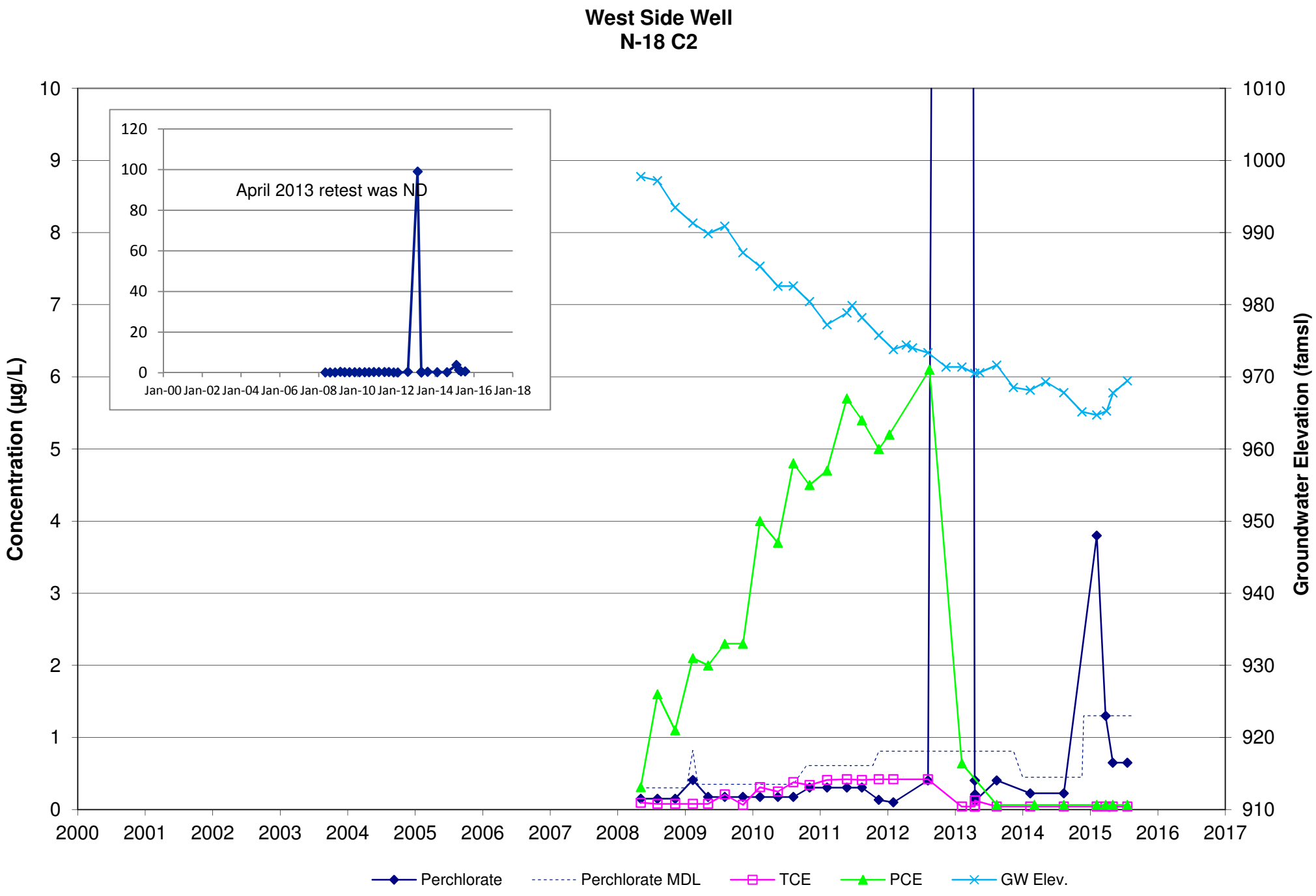
West Side Well
N-18 C2
Concentration (µg/L)
Groundwater Elevation (famsl)
April 2013 retest was ND
Jan-00 Jan-02 Jan-04 Jan-06 Jan-08 Jan-10 Jan-12 Jan-14 Jan-16 Jan-18
Perchlorate
Perchlorate MDL
TCE
PCE
GW Elev.

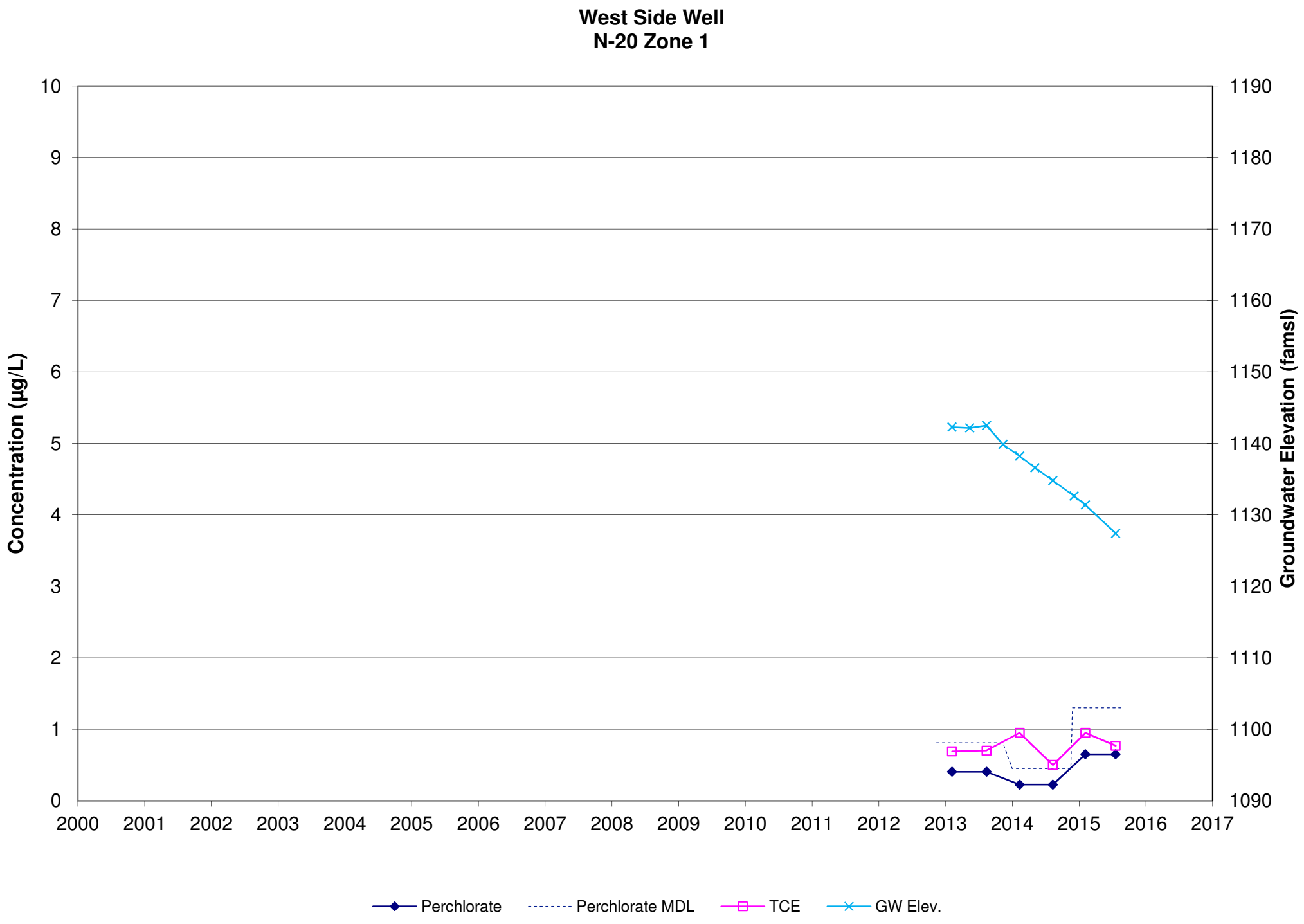
West Side Well
N-20 Zone 1
Concentration (µg/L)
Groundwater Elevation (famsl)
0
1
2
3
4
5
6
7
8
9
10
1090
1100
1110
1120
1130
1140
1150
1160
1170
1180
1190
2000
2001
2002
2003
2004
2005
2006
2007
2008
2009
2010
2011
2012
2013
2014
2015
2016
2017
Perchlorate
Perchlorate MDL
TCE
GW Elev.

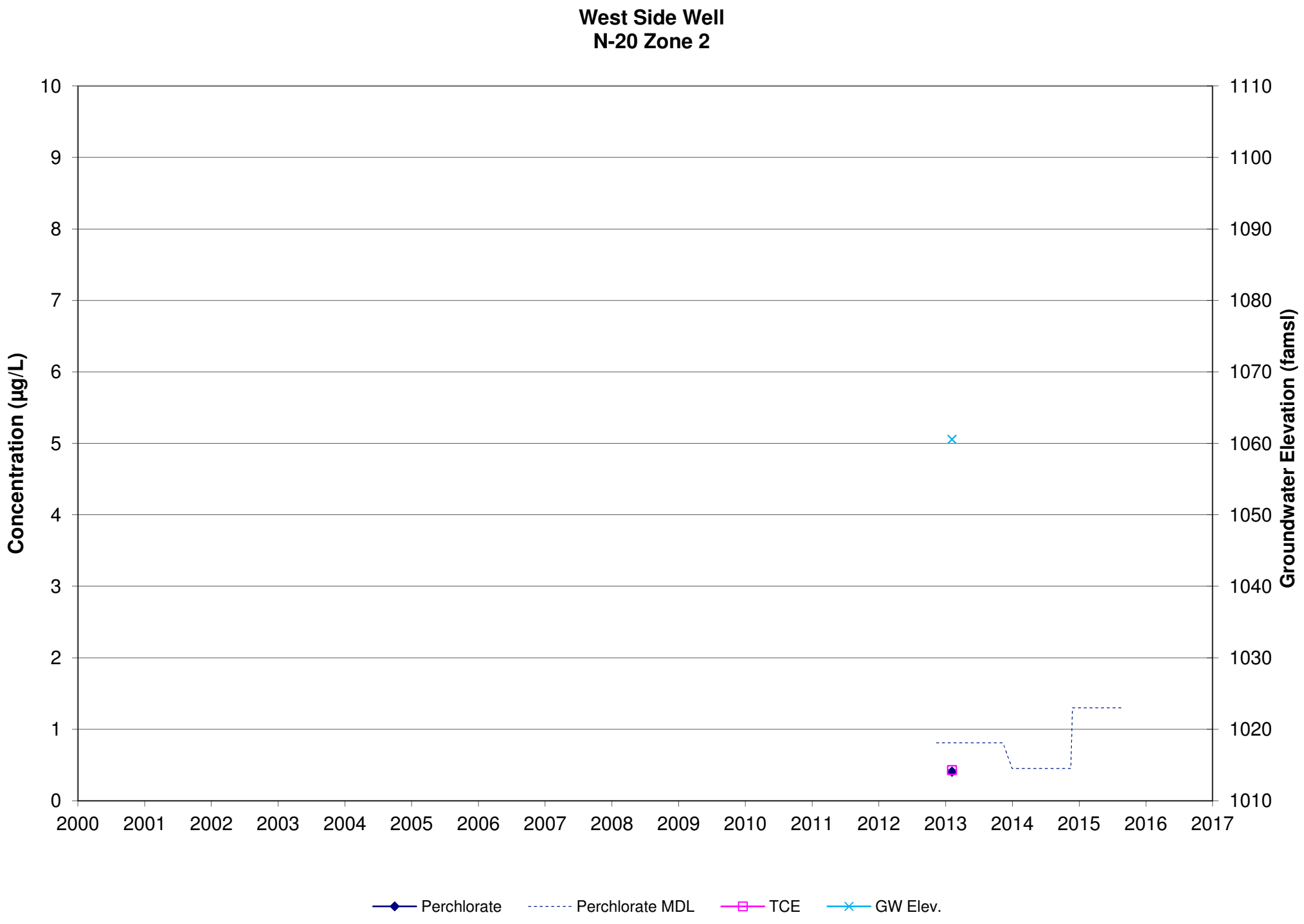
West Side Well
N-20 Zone 2
Concentration (µg/L)
Groundwater Elevation (famsl)
0
1
2
3
4
5
6
7
8
9
10
1010
1020
1030
1040
1050
1060
1070
1080
1090
1100
1110
2000
2001
2002
2003
2004
2005
2006
2007
2008
2009
2010
2011
2012
2013
2014
2015
2016
2017
Perchlorate
Perchlorate MDL
TCE
GW Elev.

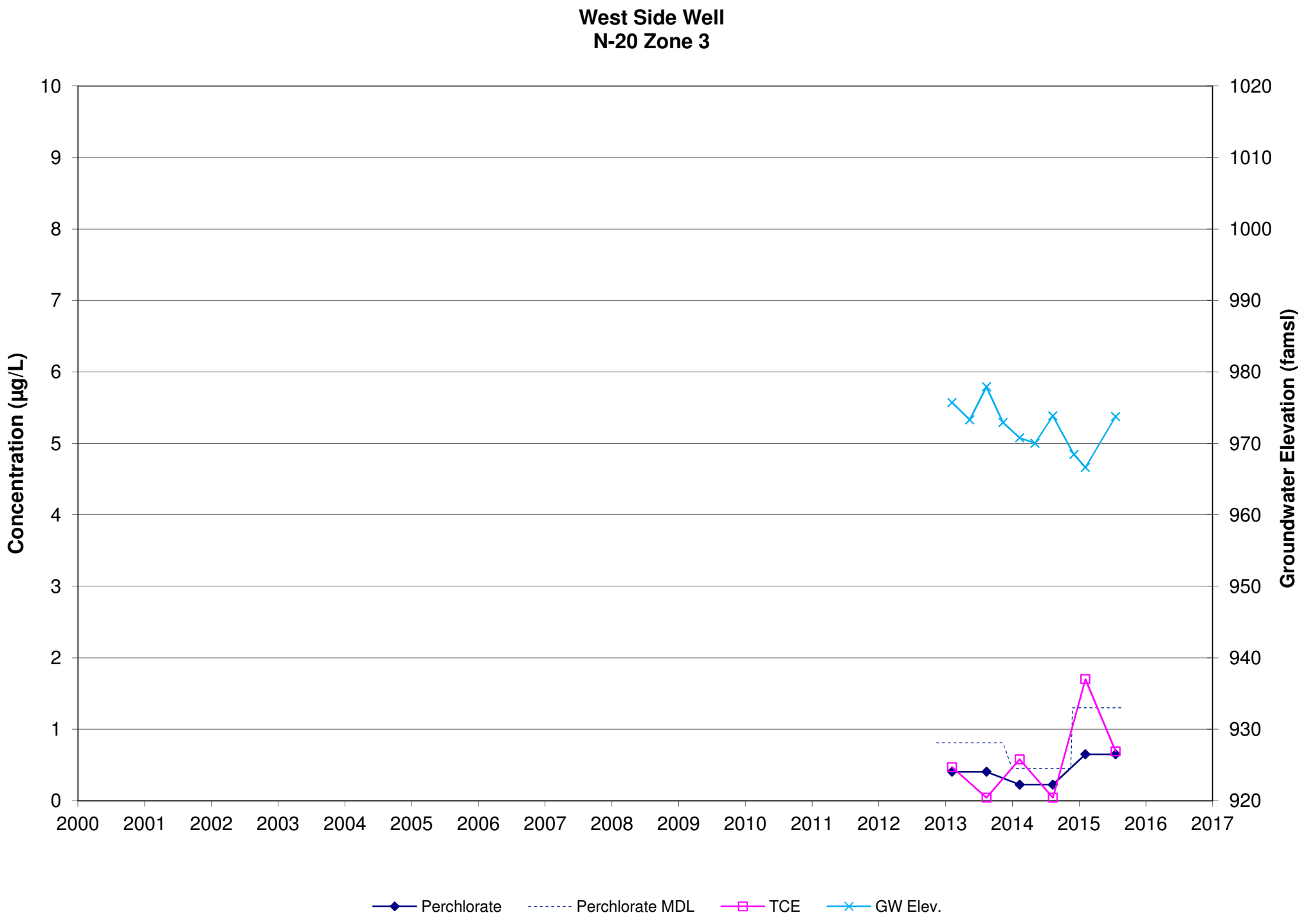
West Side Well
N-20 Zone 3
Concentration (µg/L)
Groundwater Elevation (famsl)
10
9
8
7
6
5
4
3
2
1
0
1020
1010
1000
990
980
970
960
950
940
930
920
2000
2001
2002
2003
2004
2005
2006
2007
2008
2009
2010
2011
2012
2013
2014
2015
2016
2017
Perchlorate
Perchlorate MDL
TCE
GW Elev.

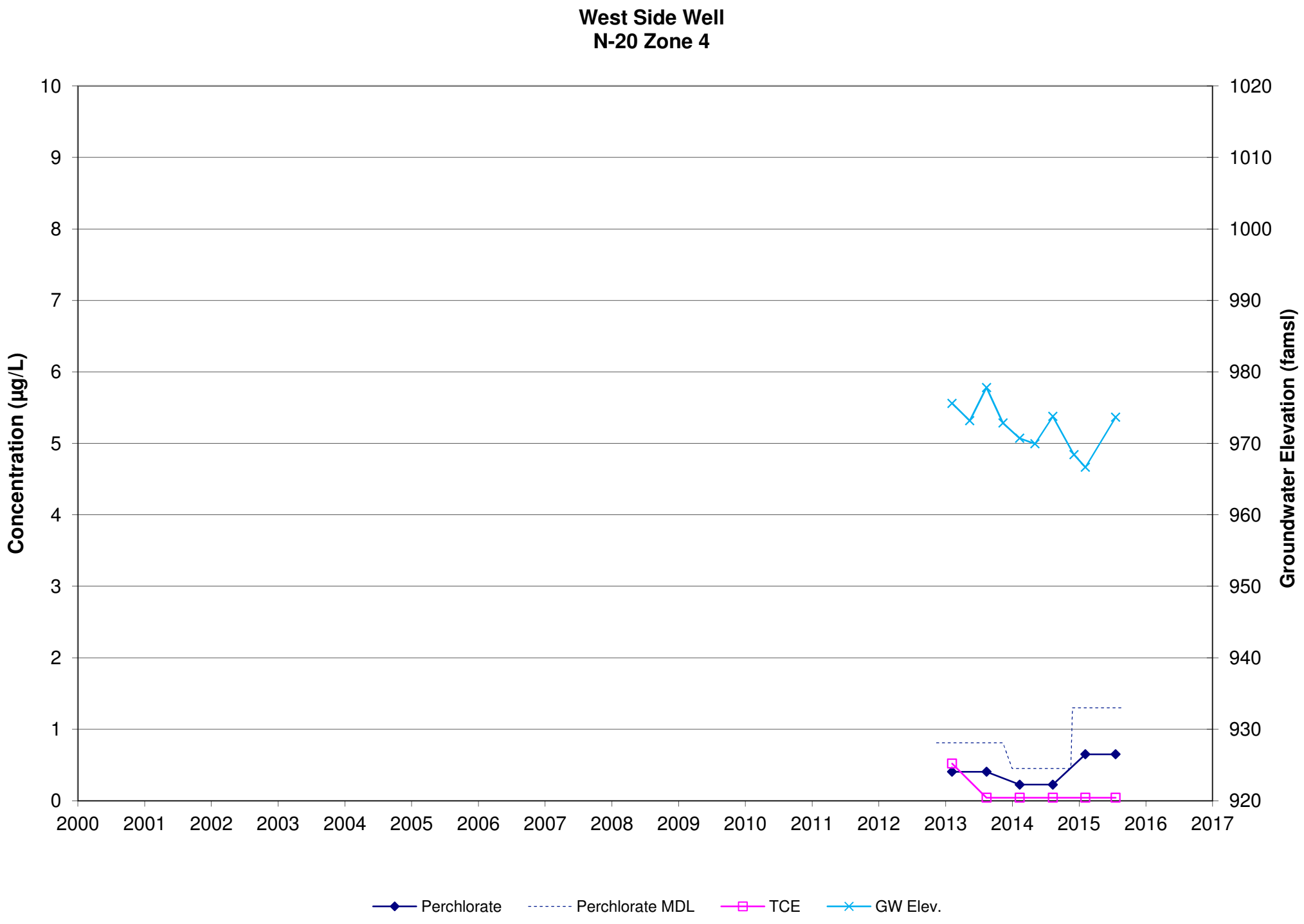
West Side Well
N-20 Zone 4
Concentration (µg/L)
Groundwater Elevation (famsl)
10
9
8
7
6
5
4
3
2
1
0
1020
1010
1000
990
980
970
960
950
940
930
920
2000
2001
2002
2003
2004
2005
2006
2007
2008
2009
2010
2011
2012
2013
2014
2015
2016
2017
Perchlorate
Perchlorate MDL
TCE
GW Elev.

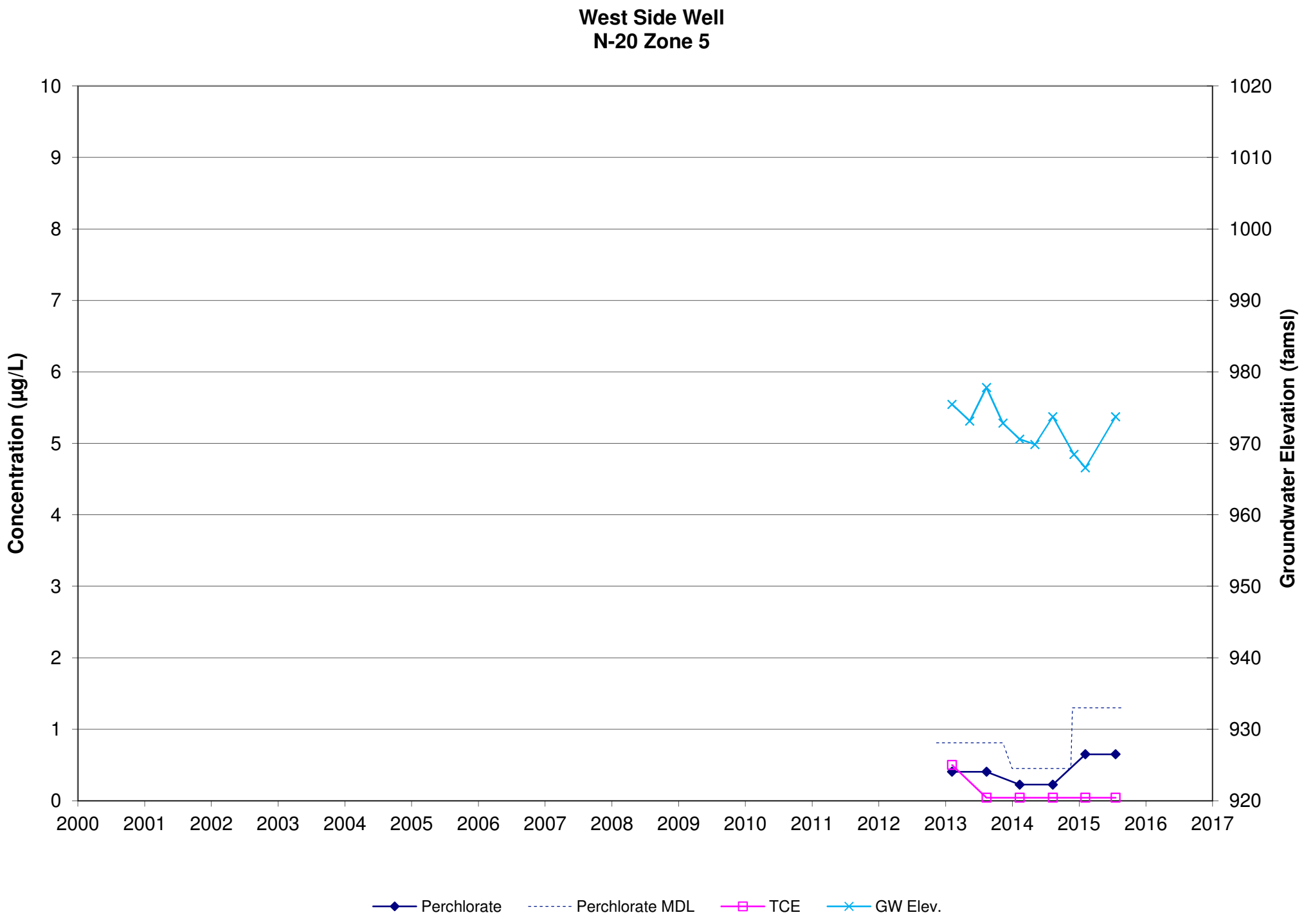
West Side Well
N-20 Zone 5
Concentration (µg/L)
Groundwater Elevation (famsl)
10
9
8
7
6
5
4
3
2
1
0
1020
1010
1000
990
980
970
960
950
940
930
920
2000
2001
2002
2003
2004
2005
2006
2007
2008
2009
2010
2011
2012
2013
2014
2015
2016
2017
Perchlorate
Perchlorate MDL
TCE
GW Elev.

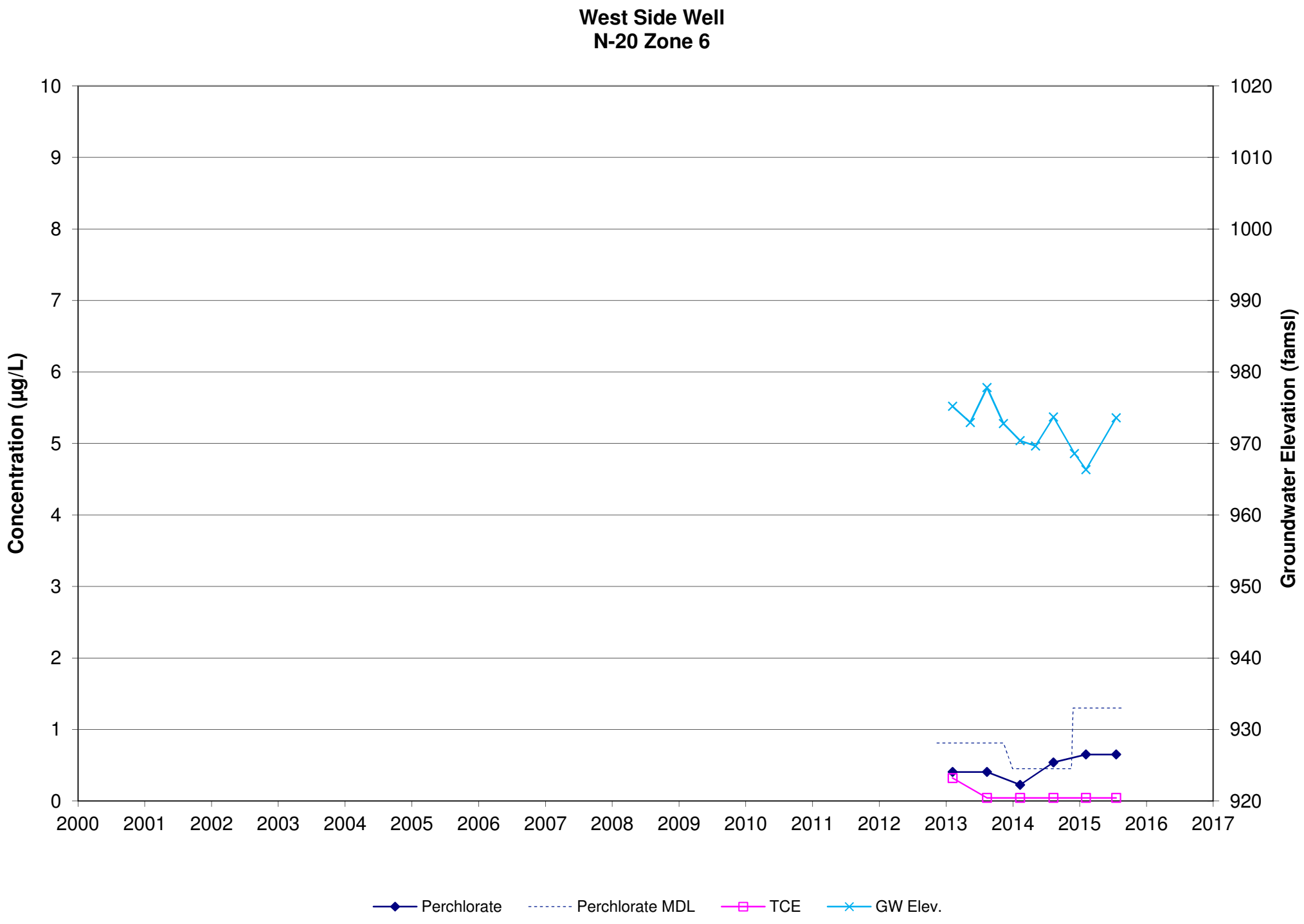
West Side Well
N-20 Zone 6
Concentration (µg/L)
Groundwater Elevation (famsl)
10
9
8
7
6
5
4
3
2
1
0
1020
1010
1000
990
980
970
960
950
940
930
920
2000
2001
2002
2003
2004
2005
2006
2007
2008
2009
2010
2011
2012
2013
2014
2015
2016
2017
Perchlorate
Perchlorate MDL
TCE
GW Elev.

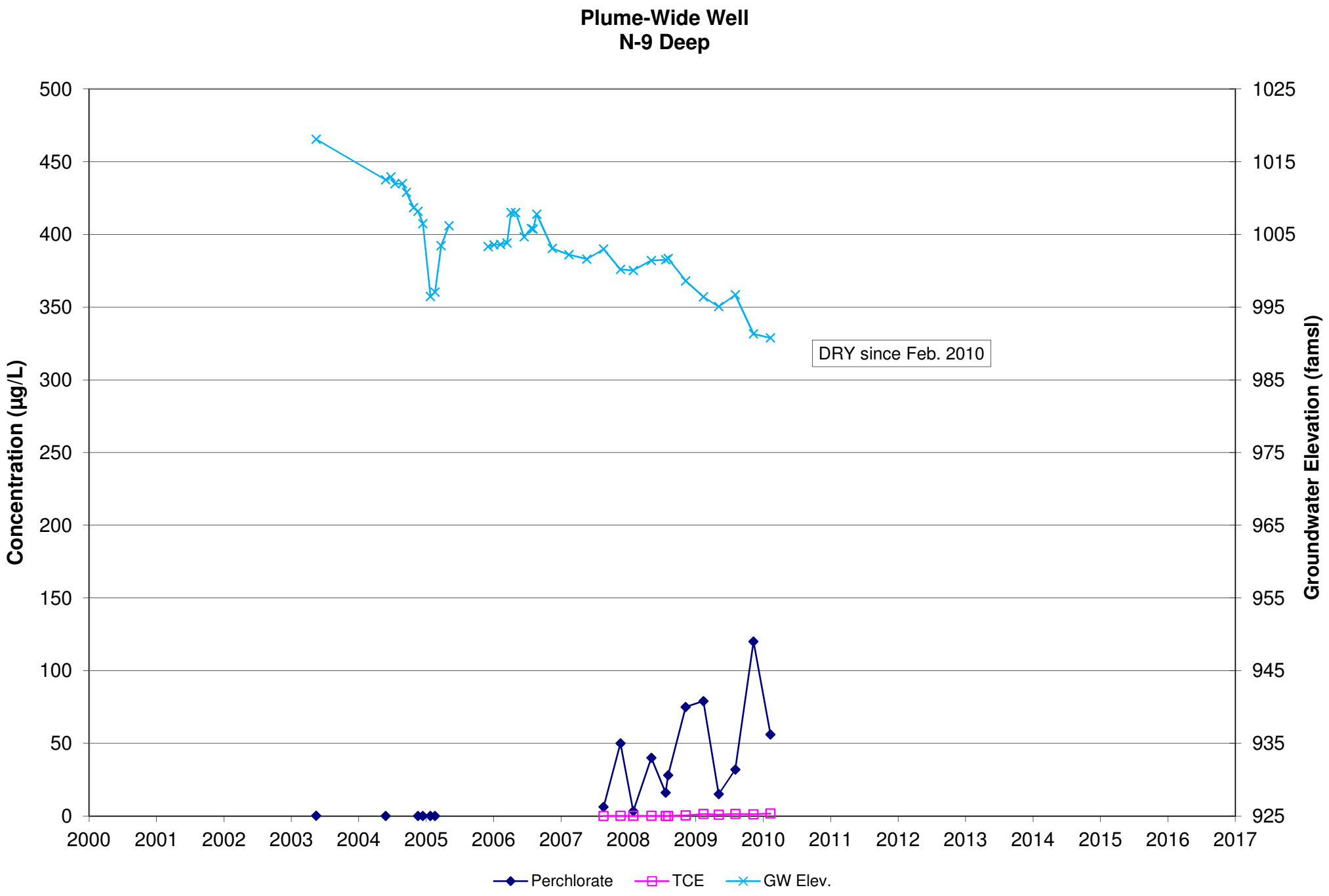
Plume-Wide Well
N-9 Deep
Concentration (µg/L)
Groundwater Elevation (famsl)
500
450
400
350
300
250
200
150
100
50
0
1025
1015
1005
995
985
975
965
955
945
935
925
2000
2001
2002
2003
2004
2005
2006
2007
2008
2009
2010
2011
2012
2013
2014
2015
2016
2017
DRY since Feb. 2010
Perchlorate
TCE
GW Elev.

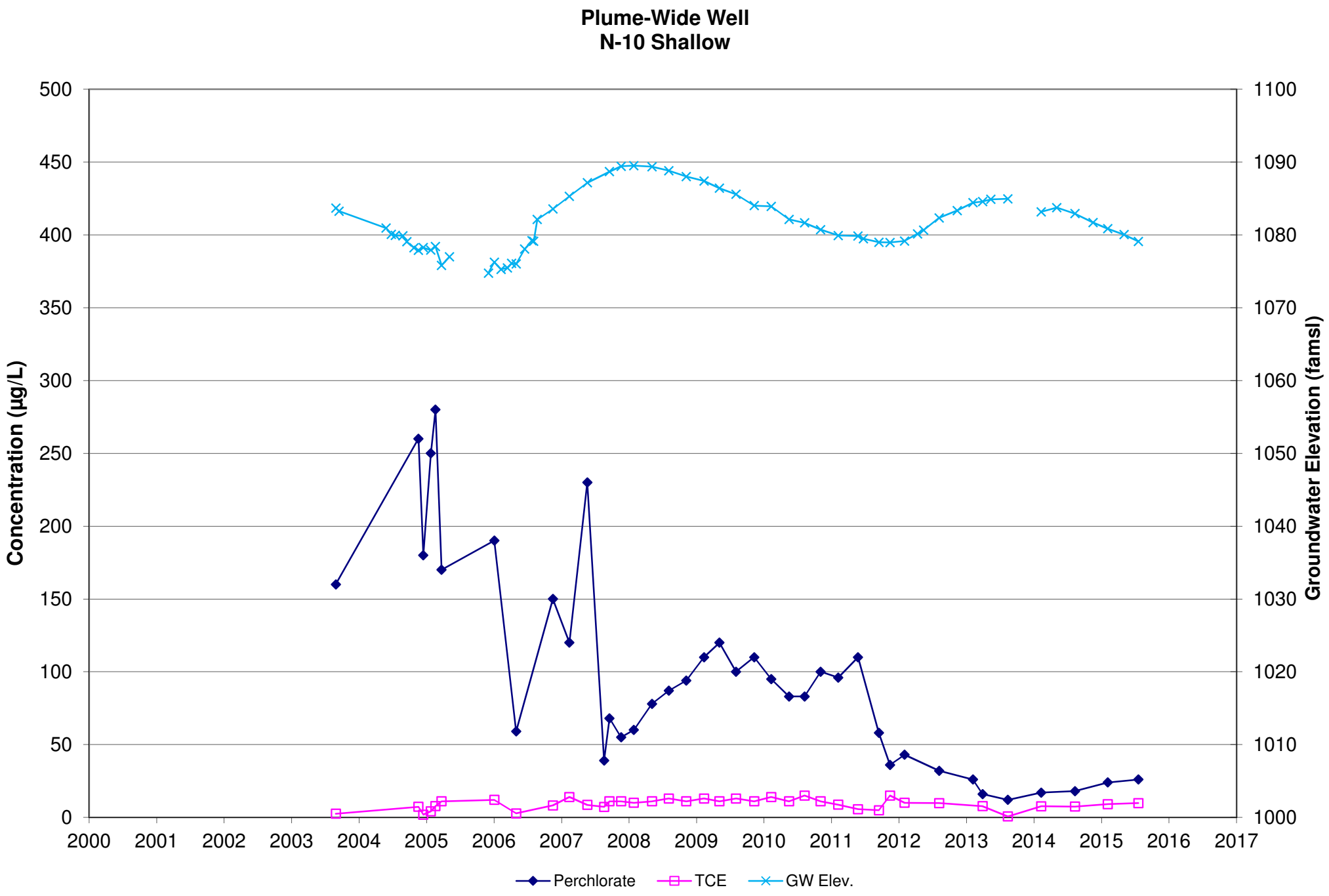
Plume-Wide Well
N-10 Shallow
Concentration (µg/L)
Groundwater Elevation (famsl)
500
450
400
350
300
250
200
150
100
50
0
1100
1090
1080
1070
1060
1050
1040
1030
1020
1010
1000
2000
2001
2002
2003
2004
2005
2006
2007
2008
2009
2010
2011
2012
2013
2014
2015
2016
2017
Perchlorate
TCE
GW Elev.

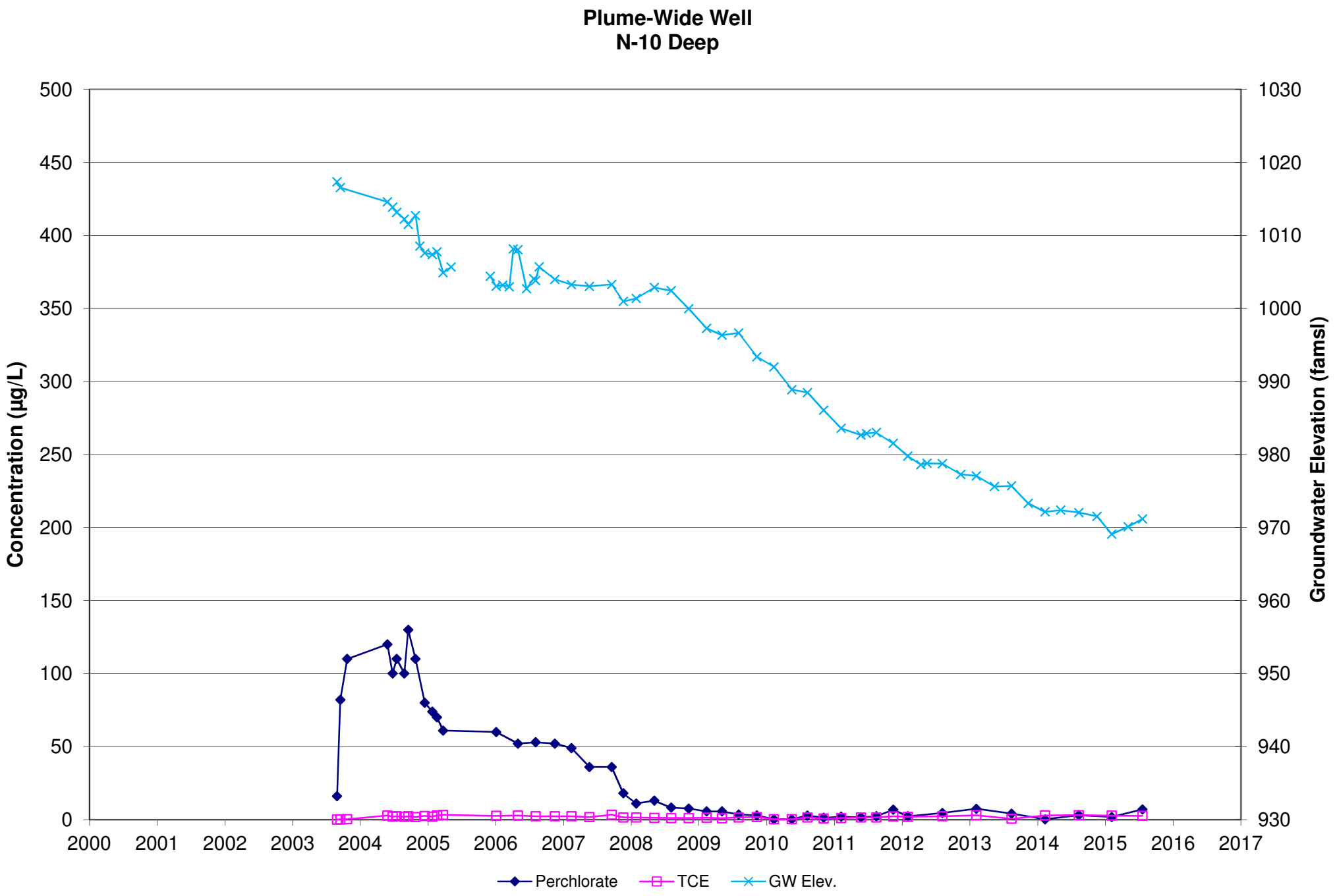
Plume-Wide Well
N-10 Deep
Concentration (µg/L)
Groundwater Elevation (famsl)
500
450
400
350
300
250
200
150
100
50
0
1030
1020
1010
1000
990
980
970
960
950
940
930
2000
2001
2002
2003
2004
2005
2006
2007
2008
2009
2010
2011
2012
2013
2014
2015
2016
2017
Perchlorate
TCE
GW Elev.

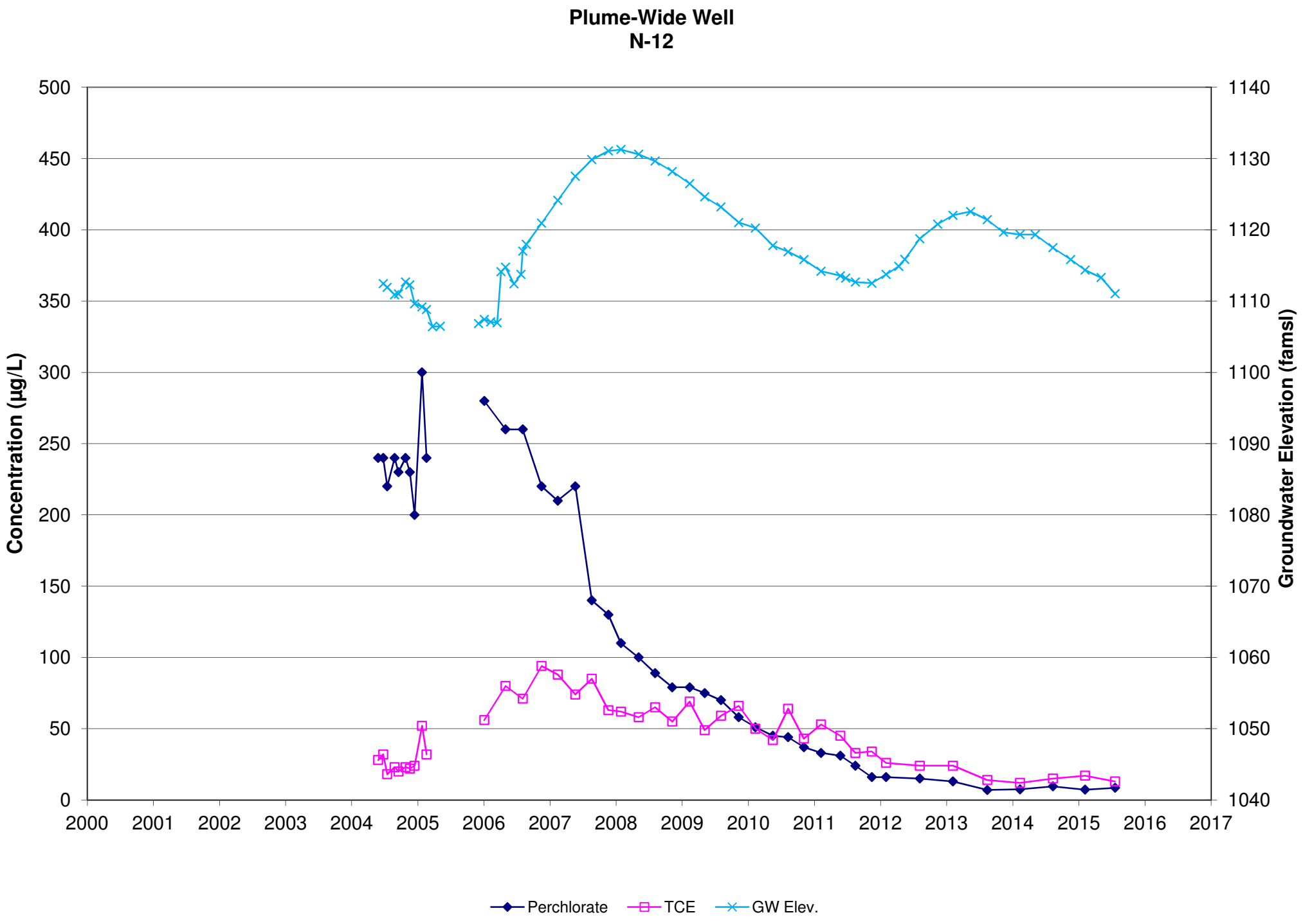
Plume-Wide Well
N-12
Concentration (µg/L)
Groundwater Elevation (famsl)
500
450
400
350
300
250
200
150
100
50
0
1140
1130
1120
1110
1100
1090
1080
1070
1060
1050
1040
2000
2001
2002
2003
2004
2005
2006
2007
2008
2009
2010
2011
2012
2013
2014
2015
2016
2017
Perchlorate
TCE
GW Elev.

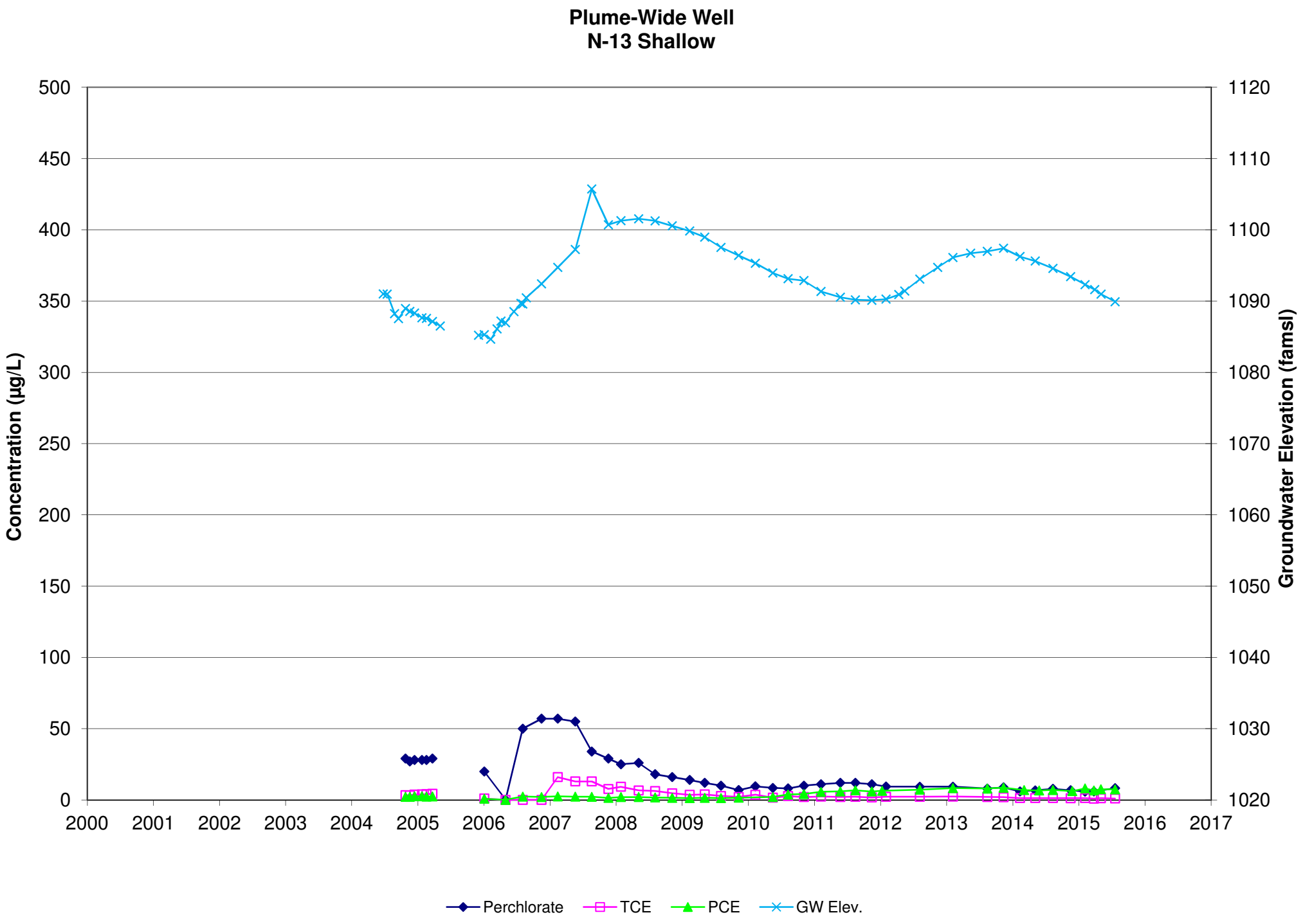
Plume-Wide Well
N-13 Shallow
Concentration (µg/L)
Groundwater Elevation (famsl)
500
450
400
350
300
250
200
150
100
50
0
1120
1110
1100
1090
1080
1070
1060
1050
1040
1030
1020
2000
2001
2002
2003
2004
2005
2006
2007
2008
2009
2010
2011
2012
2013
2014
2015
2016
2017
Perchlorate
TCE
PCE
GW Elev.

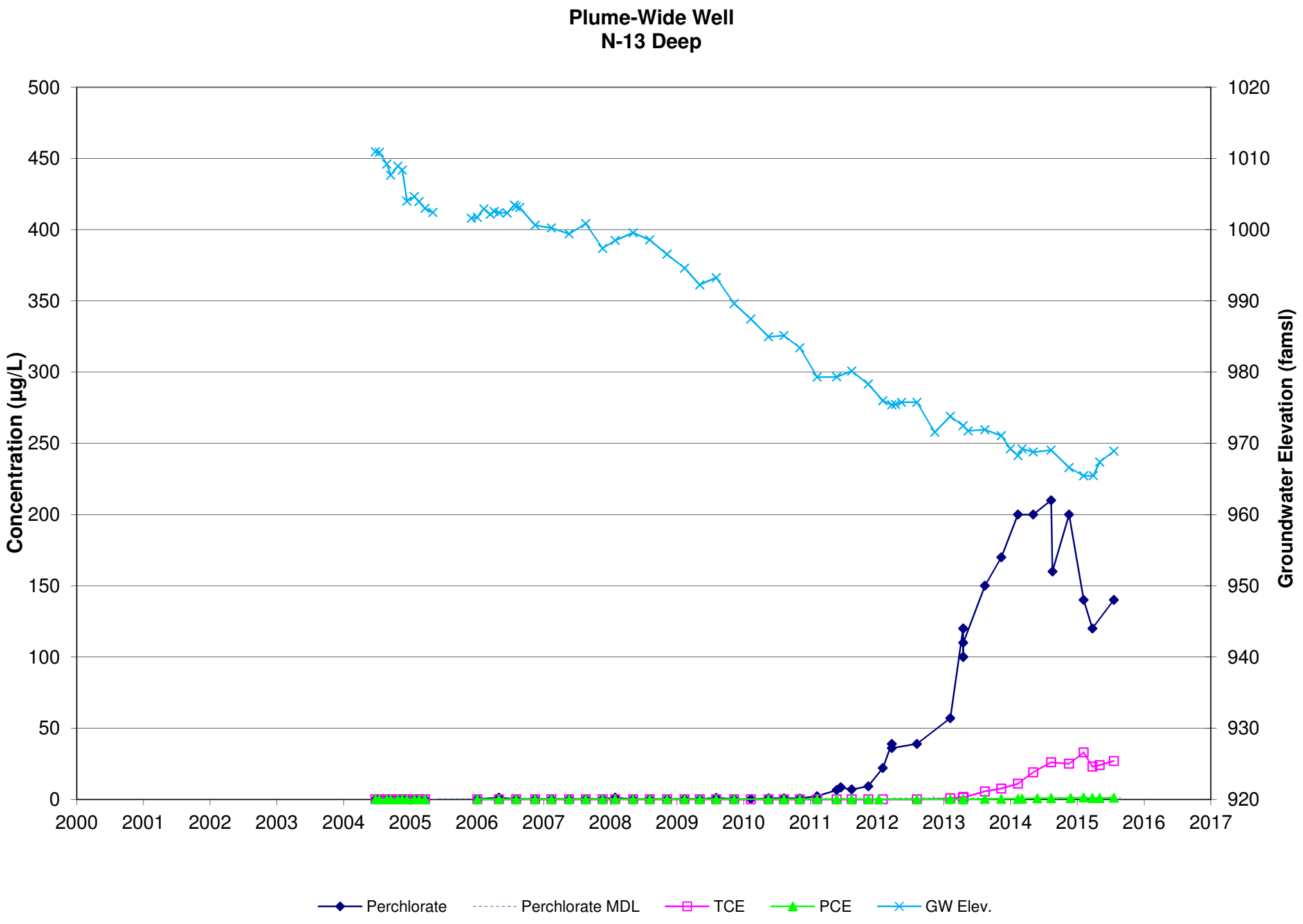
Plume-Wide Well
N-13 Deep
Concentration (µg/L)
Groundwater Elevation (famsl)
500
450
400
350
300
250
200
150
100
50
0
1020
1010
1000
990
980
970
960
950
940
930
920
2000
2001
2002
2003
2004
2005
2006
2007
2008
2009
2010
2011
2012
2013
2014
2015
2016
2017
Perchlorate
Perchlorate MDL
TCE
PCE
GW Elev.

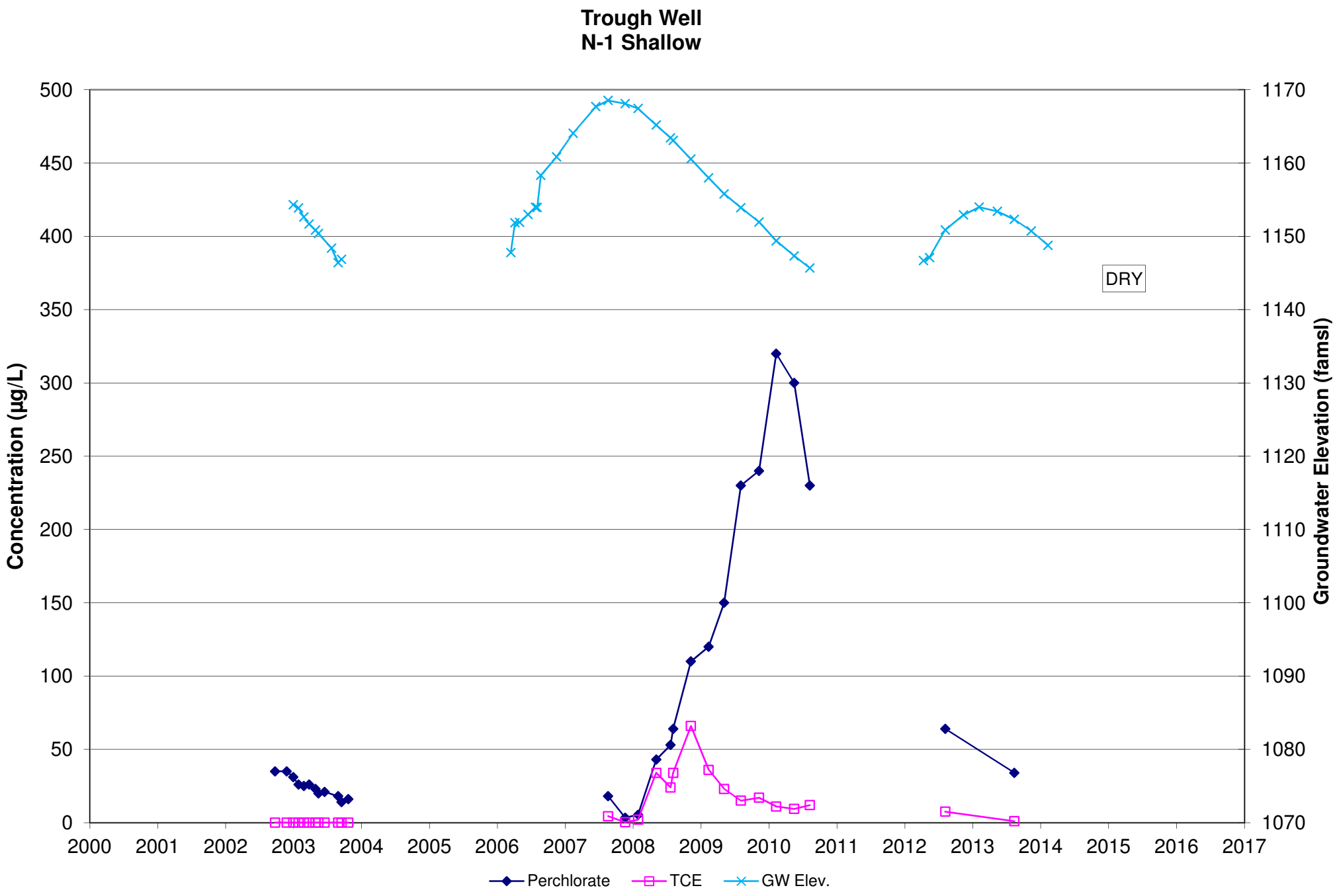
Trough Well
N-1 Shallow
Concentration (µg/L)
Groundwater Elevation (famsl)
500
450
400
350
300
250
200
150
100
50
0
1170
1160
1150
1140
1130
1120
1110
1100
1090
1080
1070
2000
2001
2002
2003
2004
2005
2006
2007
2008
2009
2010
2011
2012
2013
2014
2015
2016
2017
DRY
Perchlorate
TCE
GW Elev.

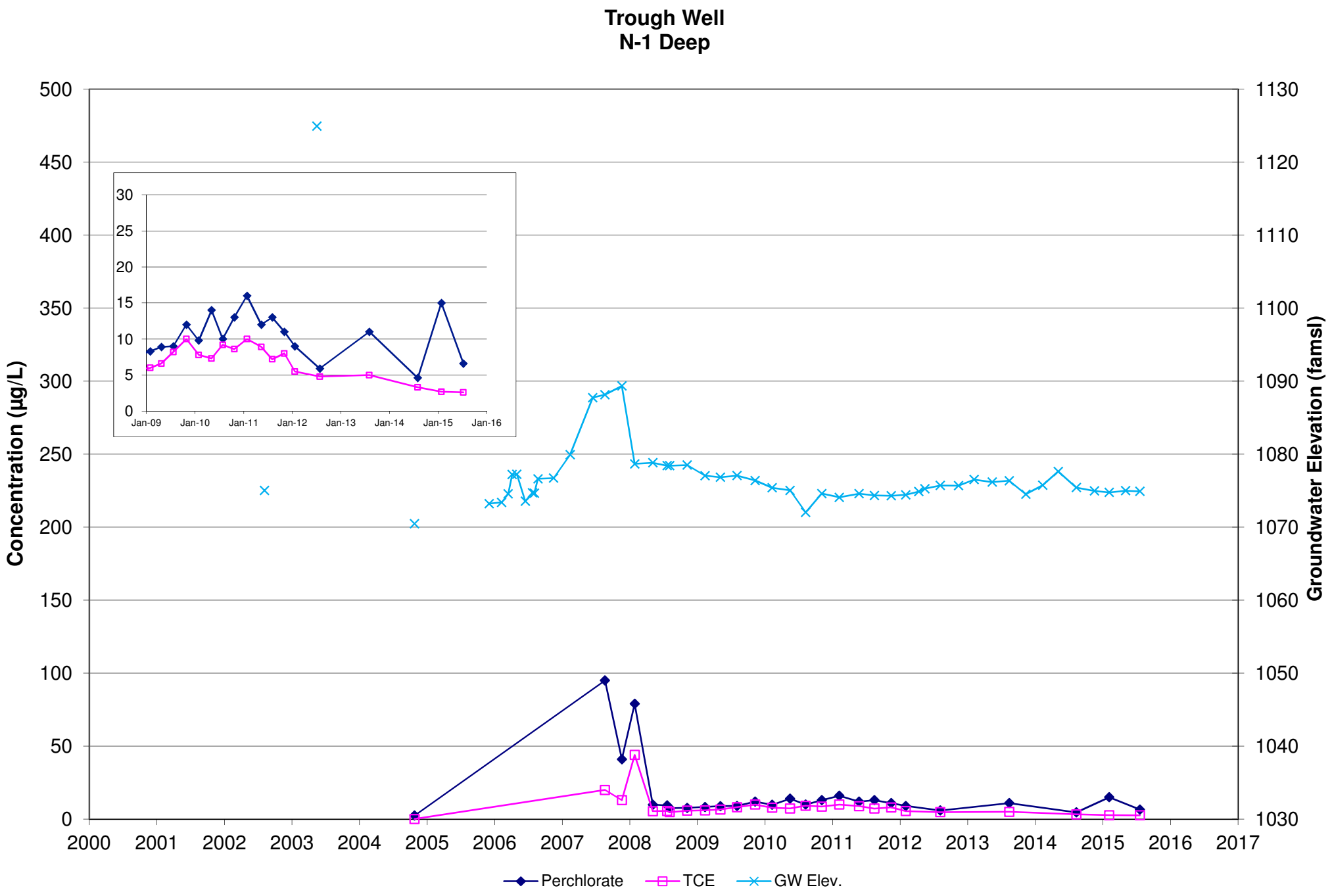
Trough Well
N-1 Deep
Concentration (µg/L)
Groundwater Elevation (famsl)
500
450
400
350
300
250
200
150
100
50
0
1130
1120
1110
1100
1090
1080
1070
1060
1050
1040
1030
2000
2001
2002
2003
2004
2005
2006
2007
2008
2009
2010
2011
2012
2013
2014
2015
2016
2017
30
25
20
15
10
5
0
Jan-09
Jan-10
Jan-11
Jan-12
Jan-13
Jan-14
Jan-15
Jan-16
Perchlorate
TCE
GW Elev.

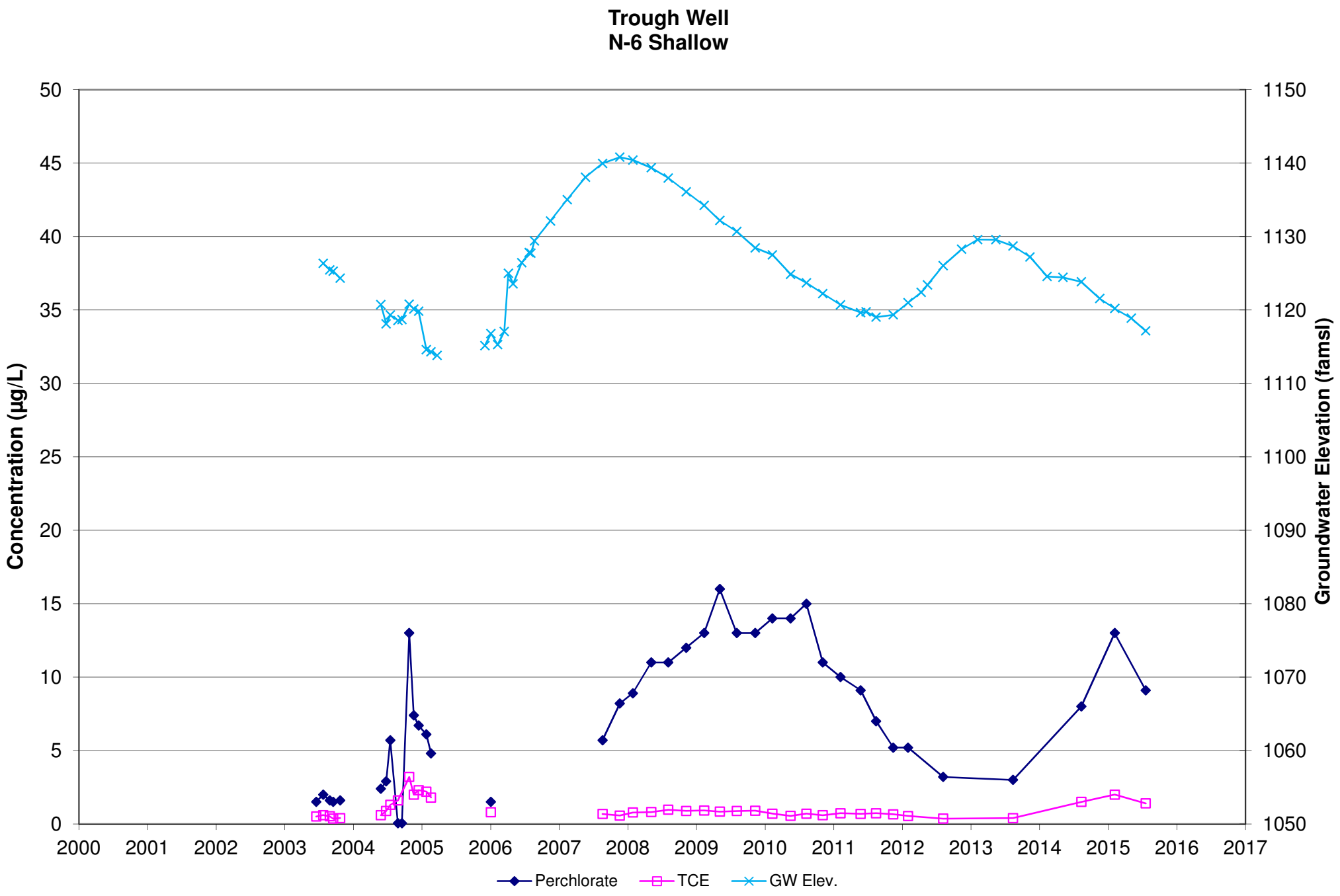
Trough Well
N-6 Shallow
Concentration (µg/L)
Groundwater Elevation (famsl)
50
45
40
35
30
25
20
15
10
5
0
1150
1140
1130
1120
1110
1100
1090
1080
1070
1060
1050
2000
2001
2002
2003
2004
2005
2006
2007
2008
2009
2010
2011
2012
2013
2014
2015
2016
2017
Perchlorate
TCE
GW Elev.

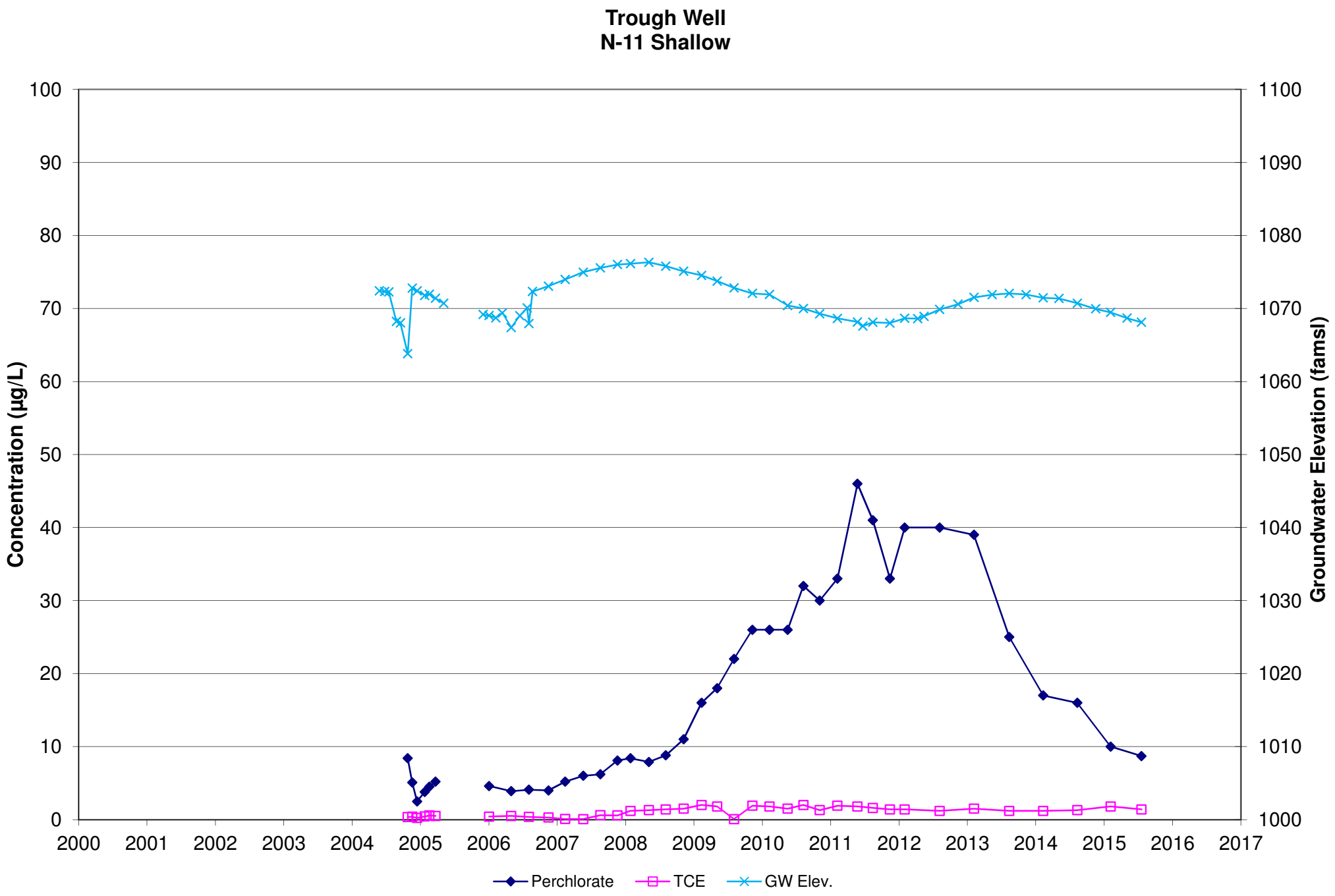
Trough Well
N-11 Shallow
Concentration (µg/L)
Groundwater Elevation (famsl)
100
90
80
70
60
50
40
30
20
10
0
1100
1090
1080
1070
1060
1050
1040
1030
1020
1010
1000
2000
2001
2002
2003
2004
2005
2006
2007
2008
2009
2010
2011
2012
2013
2014
2015
2016
2017
Perchlorate
TCE
GW Elev.

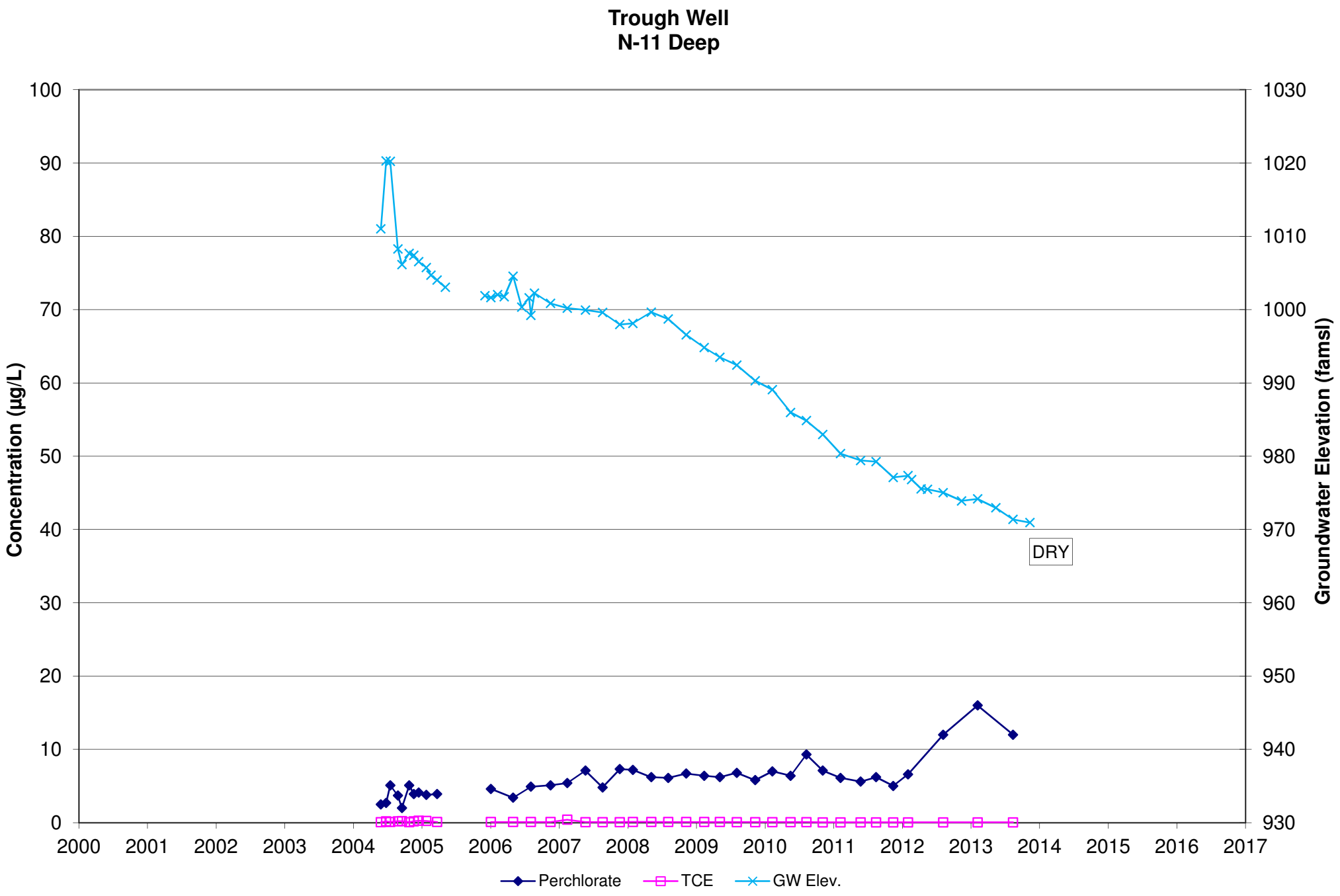
Trough Well
N-11 Deep
Concentration (µg/L)
Groundwater Elevation (famsl)
100
90
80
70
60
50
40
30
20
10
0
1030
1020
1010
1000
990
980
970
960
950
940
930
2000
2001
2002
2003
2004
2005
2006
2007
2008
2009
2010
2011
2012
2013
2014
2015
2016
2017
DRY
Perchlorate
TCE
GW Elev.

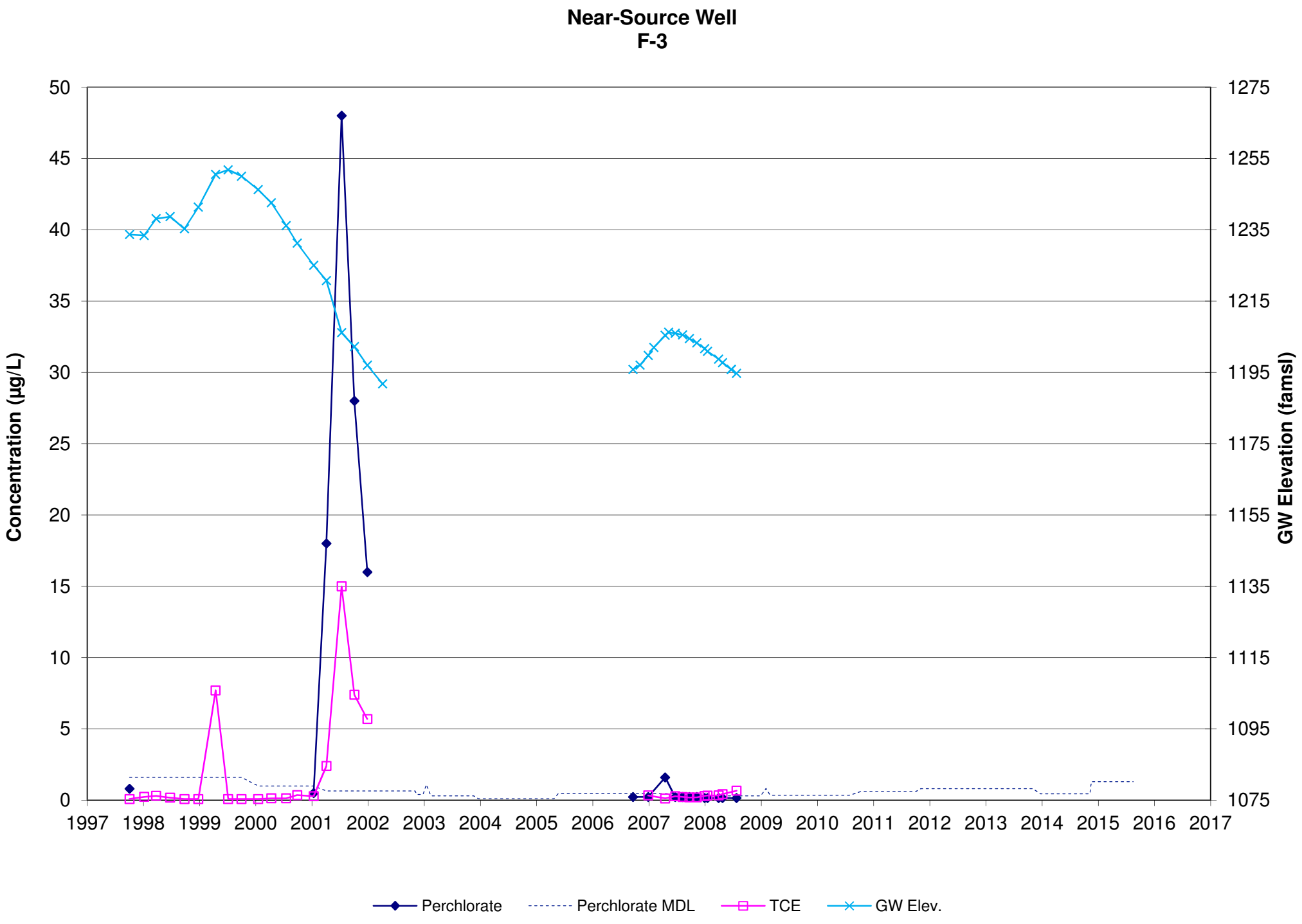
Near-Source Well
F-3
Concentration (µg/L)
GW Elevation (famsl)
50
45
40
35
30
25
20
15
10
5
0
1275
1255
1235
1215
1195
1175
1155
1135
1115
1095
1075
1997
1998
1999
2000
2001
2002
2003
2004
2005
2006
2007
2008
2009
2010
2011
2012
2013
2014
2015
2016
2017
Perchlorate
Perchlorate MDL
TCE
GW Elev.

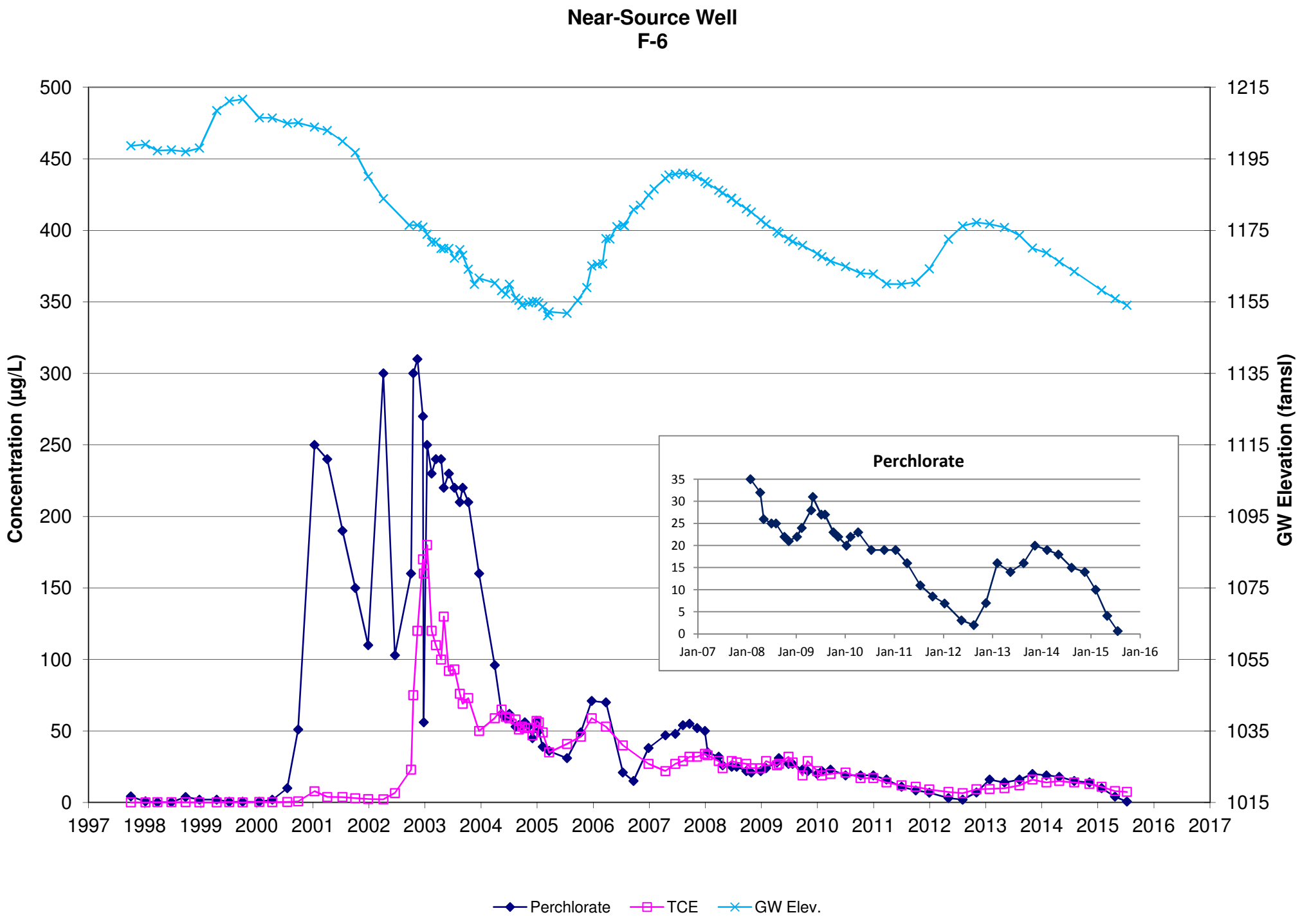
Near-Source Well
F-6
Concentration (µg/L)
GW Elevation (famsl)
500
450
400
350
300
250
200
150
100
50
0
1215
1195
1175
1155
1135
1115
1095
1075
1055
1035
1015
1997
1998
1999
2000
2001
2002
2003
2004
2005
2006
2007
2008
2009
2010
2011
2012
2013
2014
2015
2016
2017
Perchlorate
35
30
25
20
15
10
5
0
Jan-07
Jan-08
Jan-09
Jan-10
Jan-11
Jan-12
Jan-13
Jan-14
Jan-15
Jan-16
Perchlorate
TCE
GW Elev.

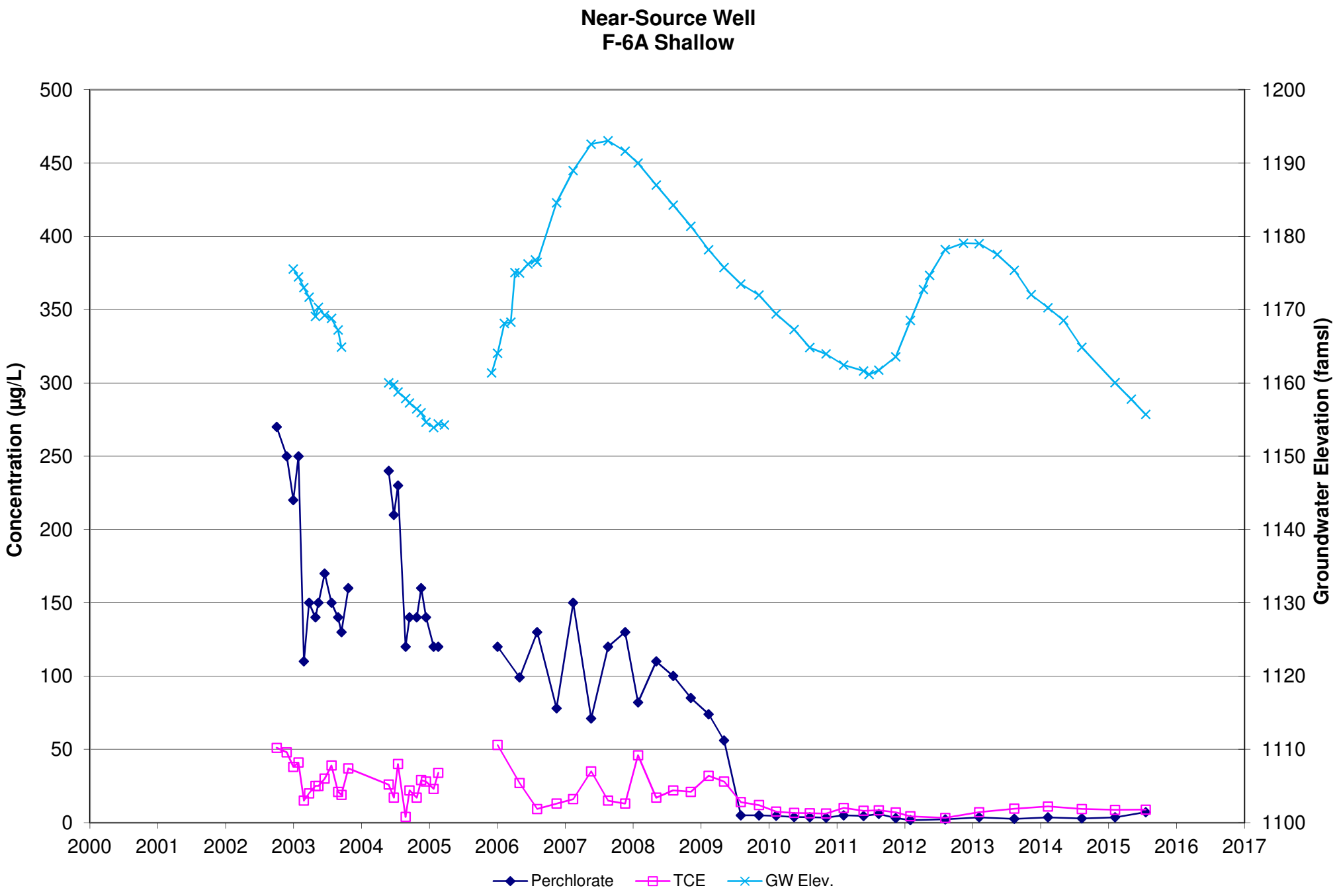
Near-Source Well
F-6A Shallow
Concentration (µg/L)
Groundwater Elevation (famsl)
500
450
400
350
300
250
200
150
100
50
0
1200
1190
1180
1170
1160
1150
1140
1130
1120
1110
1100
2000
2001
2002
2003
2004
2005
2006
2007
2008
2009
2010
2011
2012
2013
2014
2015
2016
2017
Perchlorate
TCE
GW Elev.

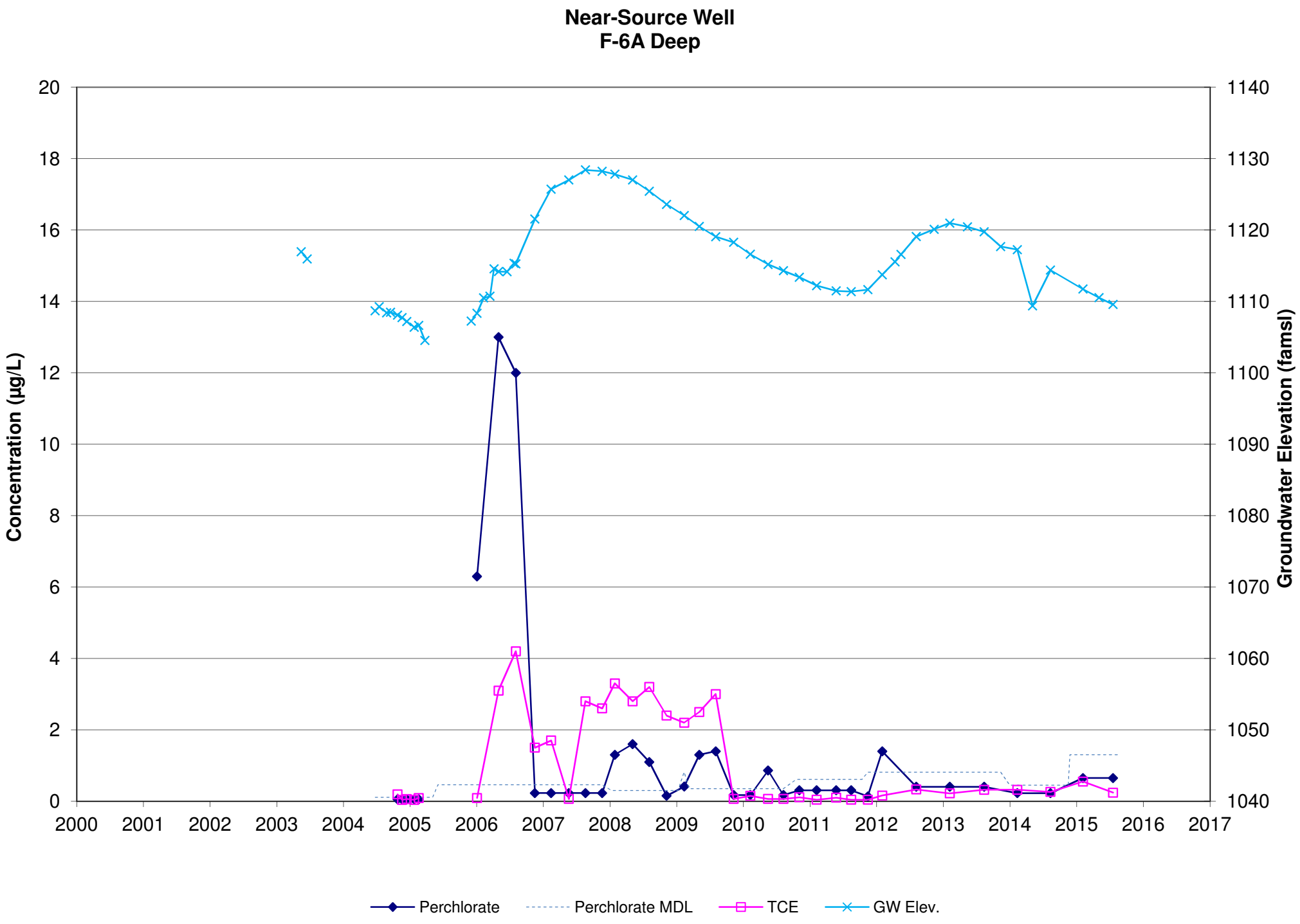
Near-Source Well
F-6A Deep
Concentration (µg/L)
Groundwater Elevation (famsl)
20
18
16
14
12
10
8
6
4
2
0
1140
1130
1120
1110
1100
1090
1080
1070
1060
1050
1040
2000
2001
2002
2003
2004
2005
2006
2007
2008
2009
2010
2011
2012
2013
2014
2015
2016
2017
Perchlorate
Perchlorate MDL
TCE
GW Elev.

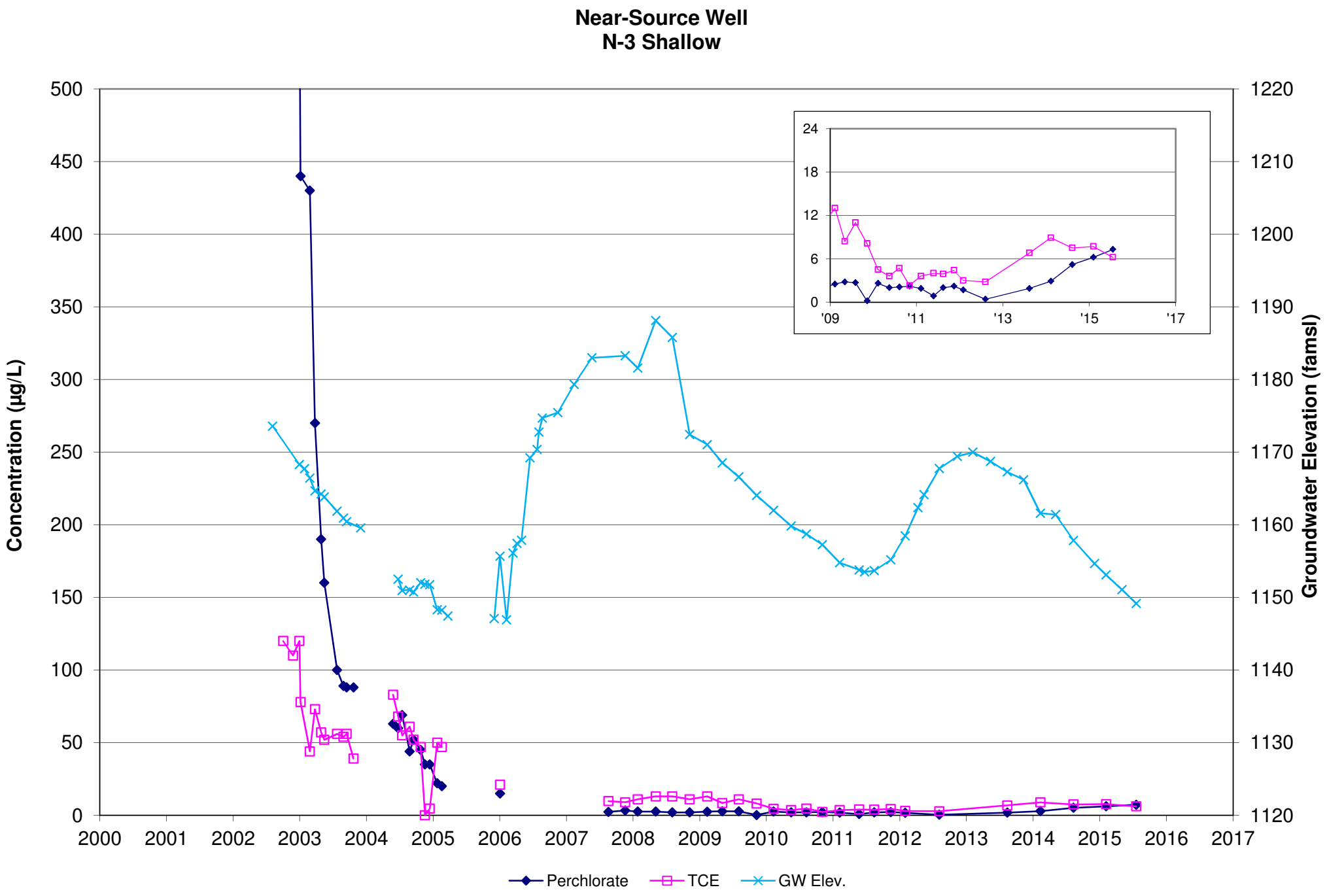
Near-Source Well
N-3 Shallow
Concentration (µg/L)
Groundwater Elevation (famsl)
500
450
400
350
300
250
200
150
100
50
0
1220
1210
1200
1190
1180
1170
1160
1150
1140
1130
1120
2000
2001
2002
2003
2004
2005
2006
2007
2008
2009
2010
2011
2012
2013
2014
2015
2016
2017
24
18
12
6
0
'09
'11
'13
'15
'17
Perchlorate
TCE
GW Elev.

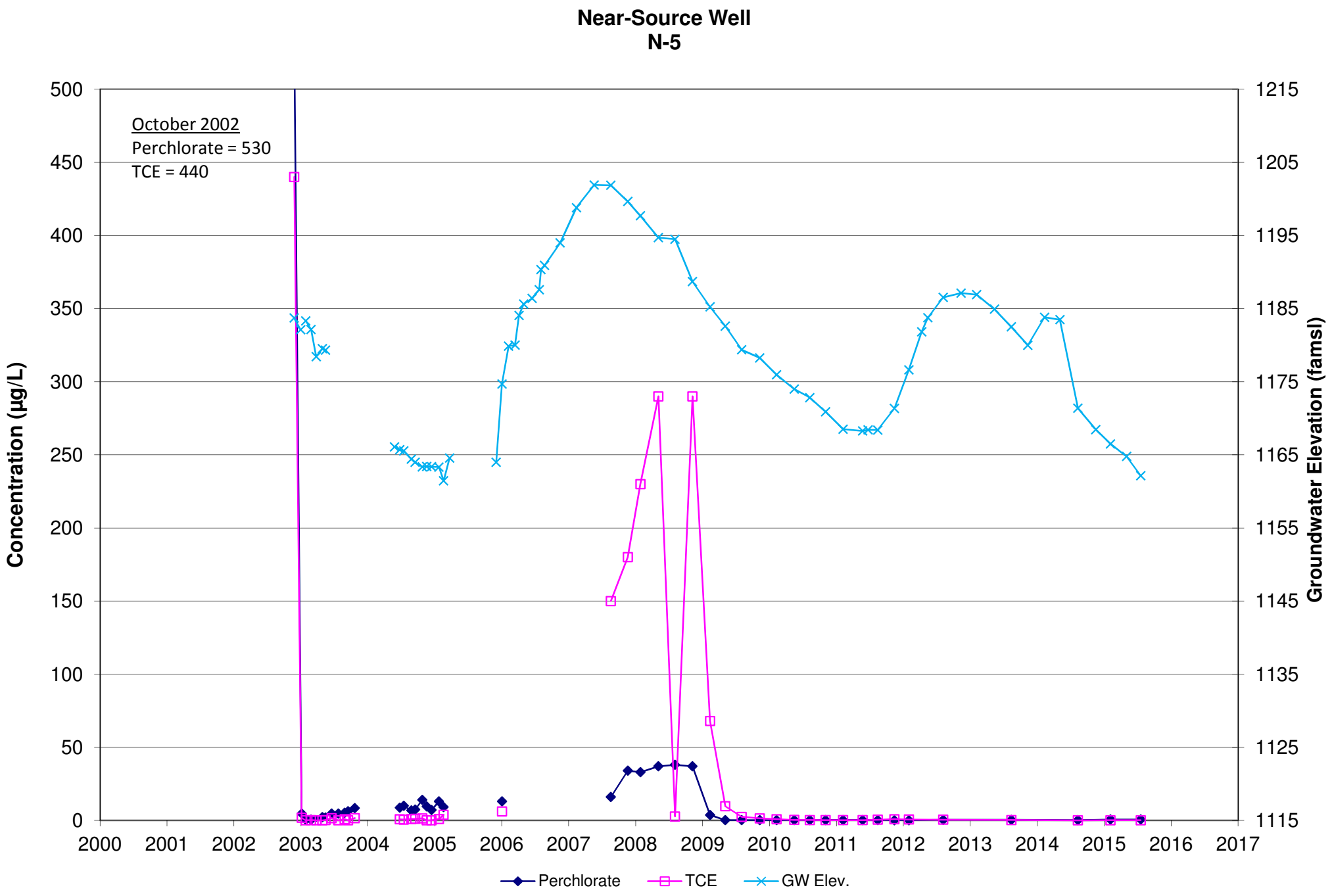
Near-Source Well
N-5
October 2002
Perchlorate = 530
TCE = 440
Concentration (µg/L)
Groundwater Elevation (famsl)
500
450
400
350
300
250
200
150
100
50
0
1215
1205
1195
1185
1175
1165
1155
1145
1135
1125
1115
2000
2001
2002
2003
2004
2005
2006
2007
2008
2009
2010
2011
2012
2013
2014
2015
2016
2017
Perchlorate
TCE
GW Elev.

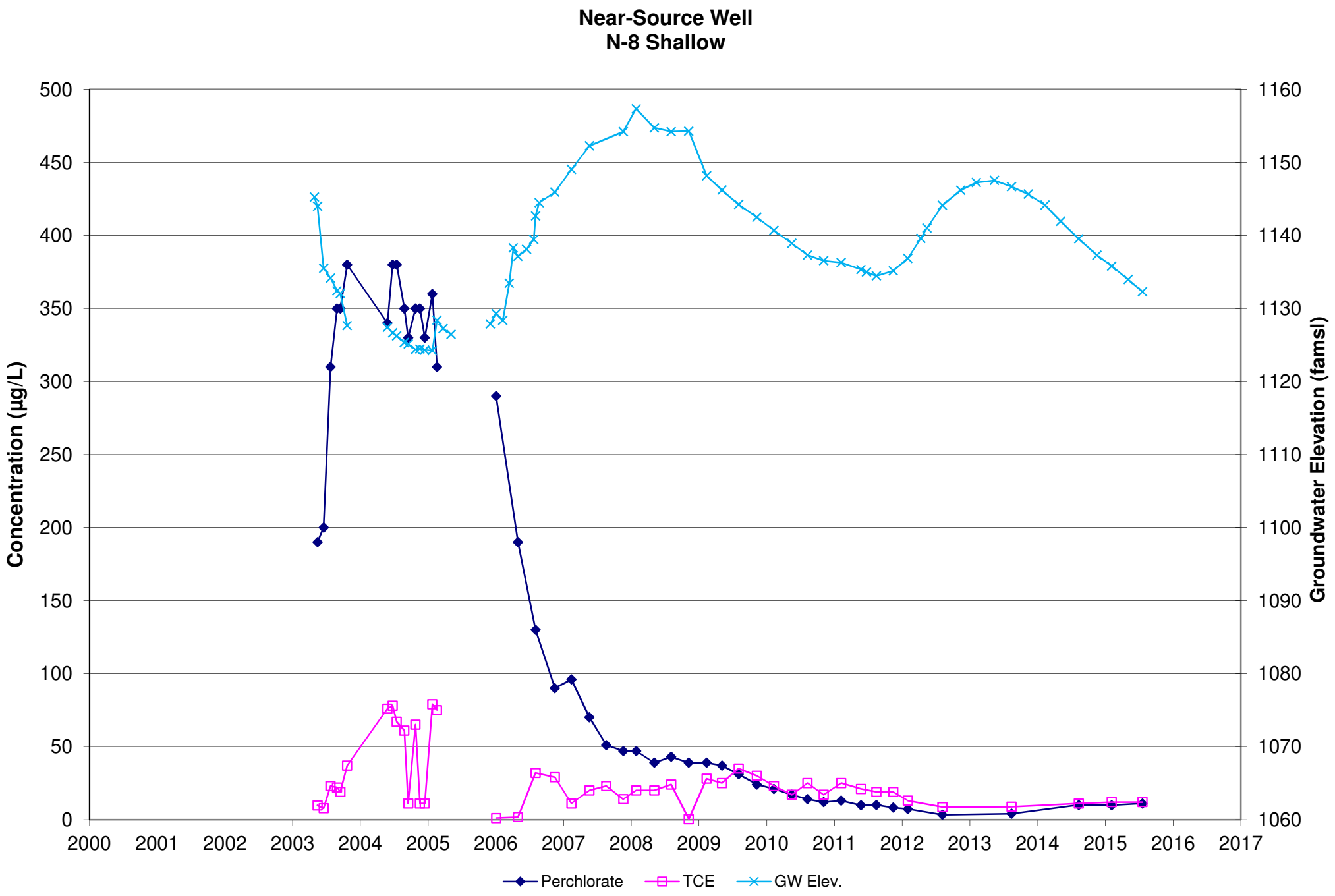
Near-Source Well
N-8 Shallow
Concentration (µg/L)
Groundwater Elevation (famsl)
500
450
400
350
300
250
200
150
100
50
0
1160
1150
1140
1130
1120
1110
1100
1090
1080
1070
1060
2000
2001
2002
2003
2004
2005
2006
2007
2008
2009
2010
2011
2012
2013
2014
2015
2016
2017
Perchlorate
TCE
GW Elev.

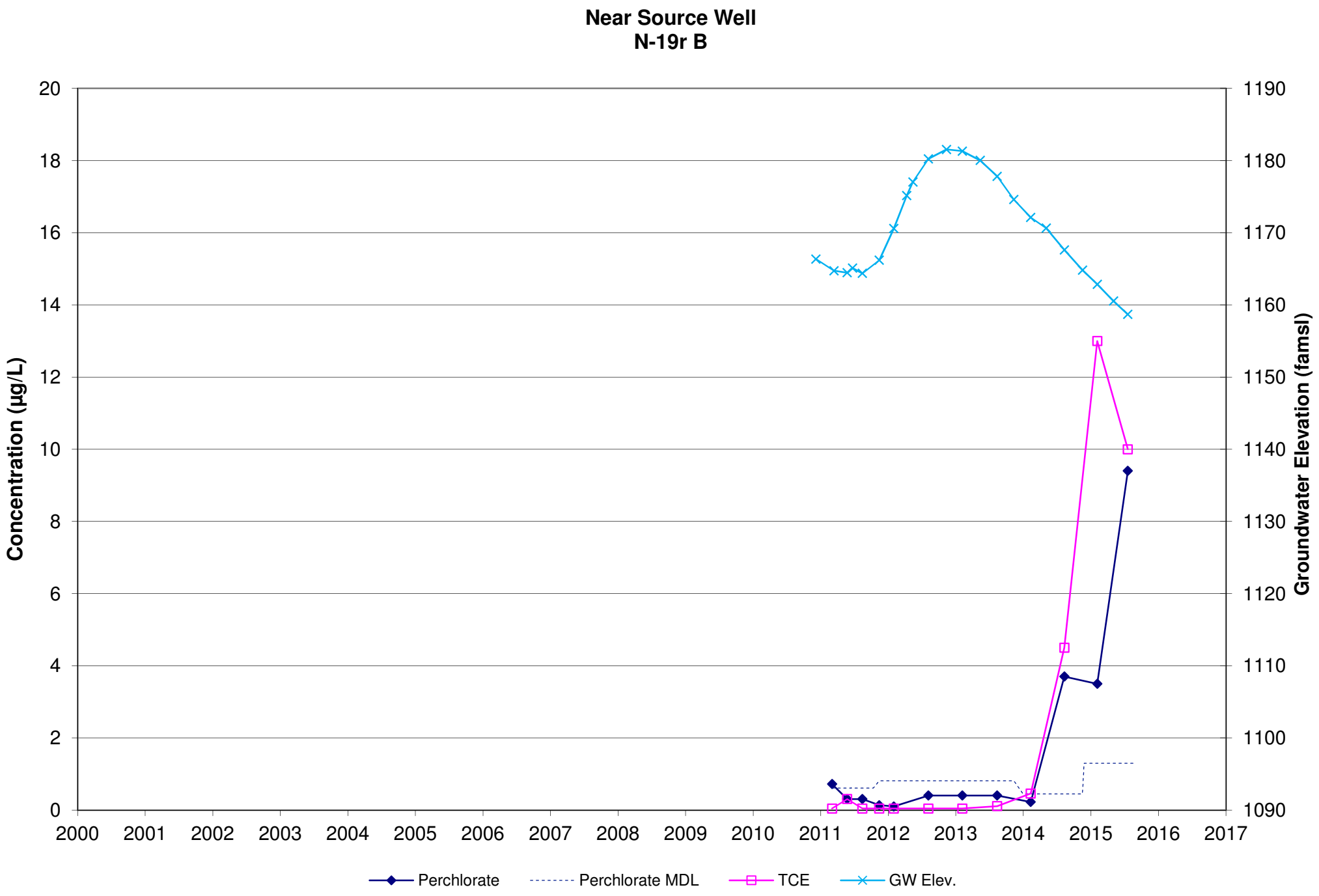
Near Source Well
N-19r B
Concentration (µg/L)
Groundwater Elevation (famsl)
0
2
4
6
8
10
12
14
16
18
20
1090
1100
1110
1120
1130
1140
1150
1160
1170
1180
1190
2000
2001
2002
2003
2004
2005
2006
2007
2008
2009
2010
2011
2012
2013
2014
2015
2016
2017
Perchlorate
Perchlorate MDL
TCE
GW Elev.

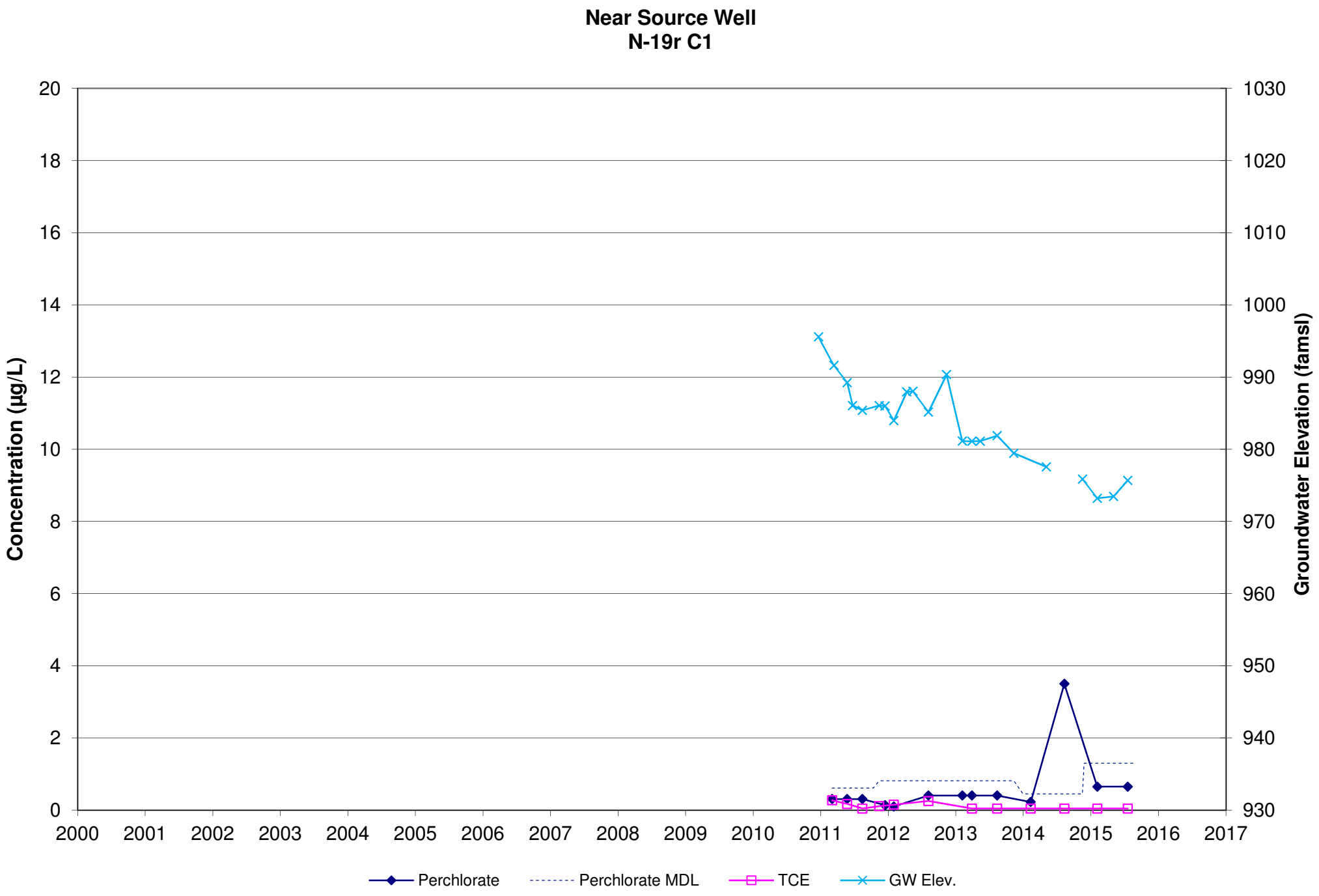
Near Source Well
N-19r C1
Concentration (µg/L)
Groundwater Elevation (famsl)
20
18
16
14
12
10
8
6
4
2
0
1030
1020
1010
1000
990
980
970
960
950
940
930
2000
2001
2002
2003
2004
2005
2006
2007
2008
2009
2010
2011
2012
2013
2014
2015
2016
2017
Perchlorate
Perchlorate MDL
TCE
GW Elev.

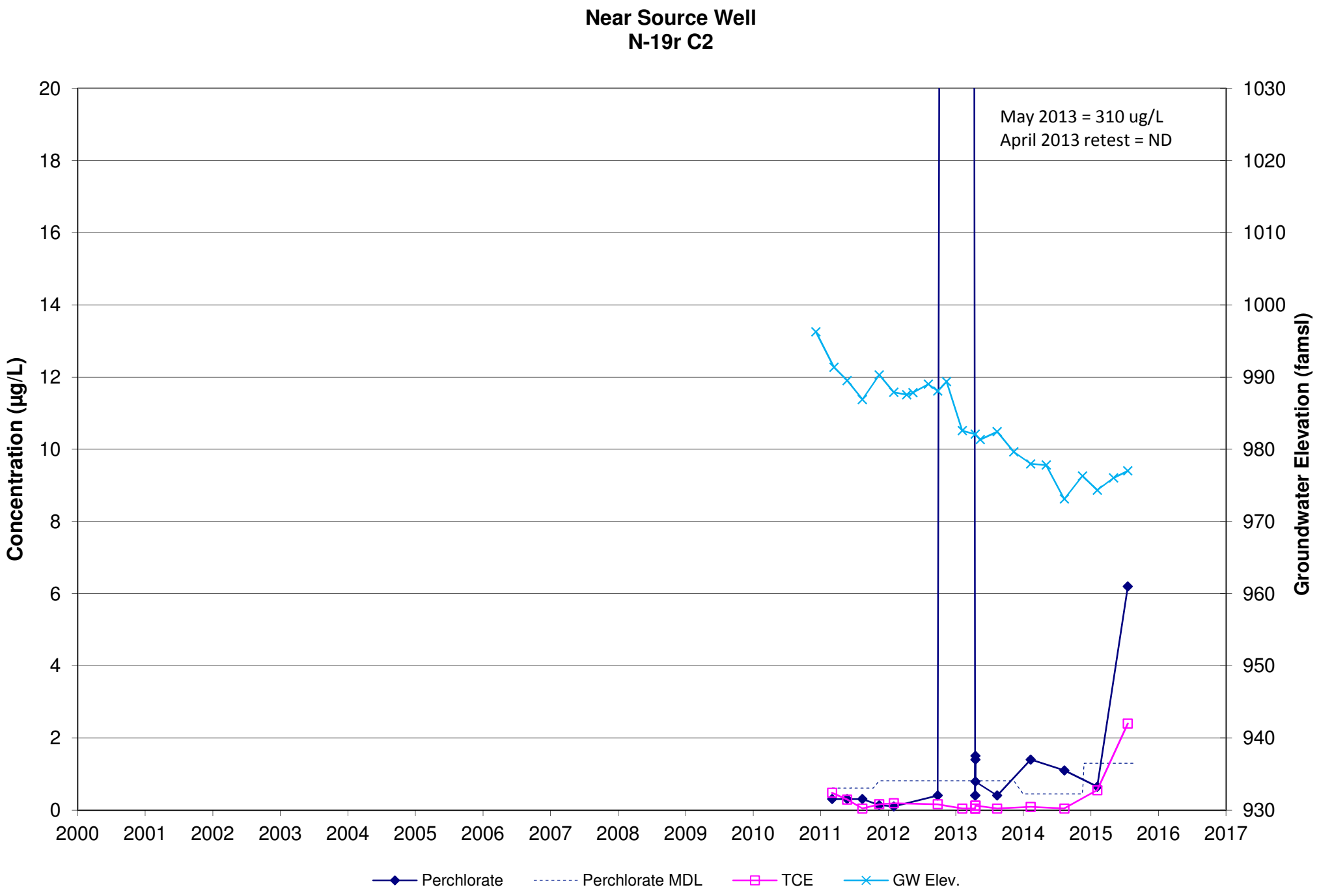
Near Source Well
N-19r C2
May 2013 = 310 ug/L
April 2013 retest = ND
Concentration (µg/L)
Groundwater Elevation (famsl)
0
2
4
6
8
10
12
14
16
18
20
930
940
950
960
970
980
990
1000
1010
1020
1030
2000
2001
2002
2003
2004
2005
2006
2007
2008
2009
2010
2011
2012
2013
2014
2015
2016
2017
Perchlorate
Perchlorate MDL
TCE
GW Elev.

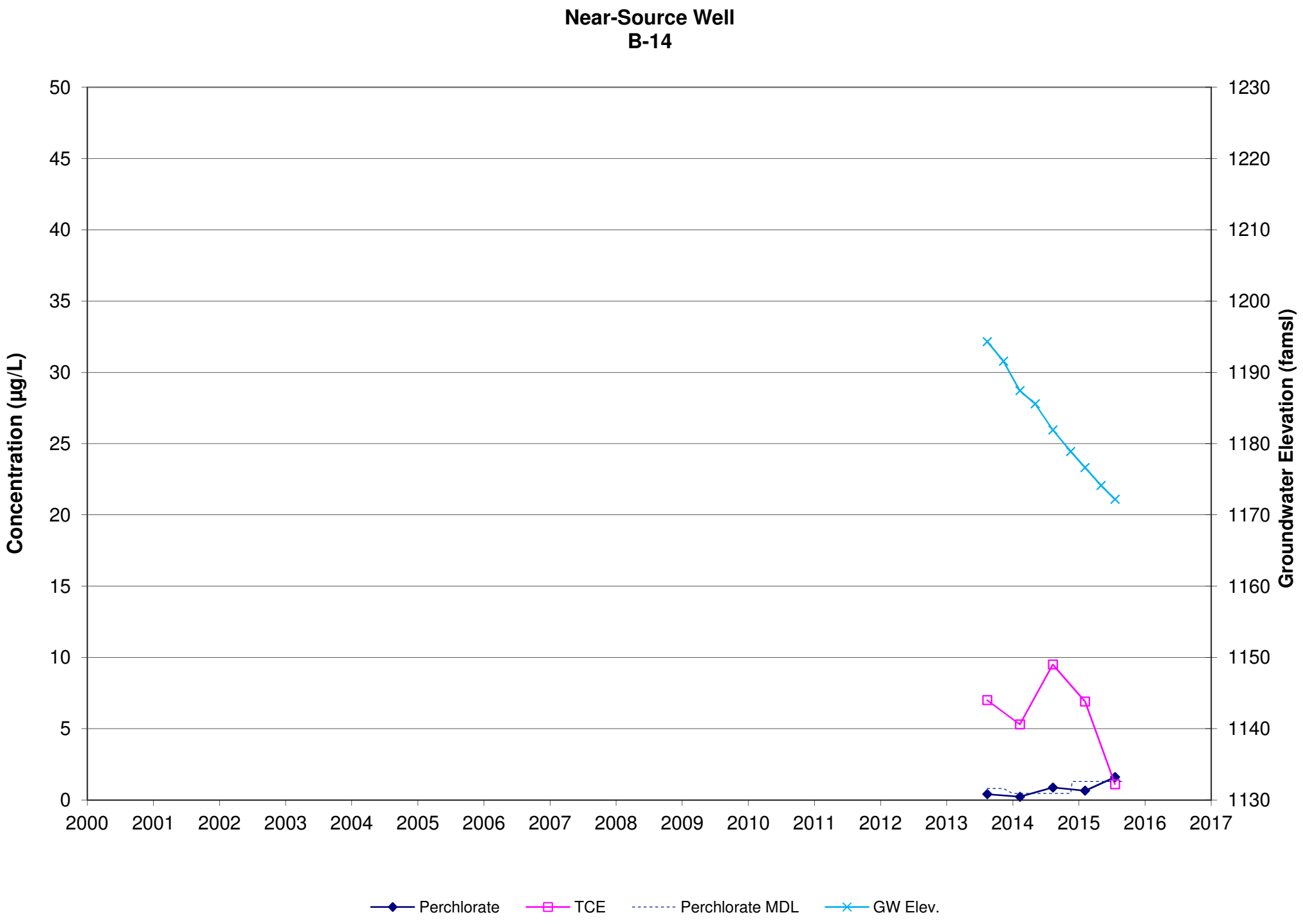
Near-Source Well
B-14
Concentration (µg/L)
Groundwater Elevation (famsl)
50
45
40
35
30
25
20
15
10
5
0
1230
1220
1210
1200
1190
1180
1170
1160
1150
1140
1130
2000
2001
2002
2003
2004
2005
2006
2007
2008
2009
2010
2011
2012
2013
2014
2015
2016
2017
Perchlorate
TCE
Perchlorate MDL
GW Elev.

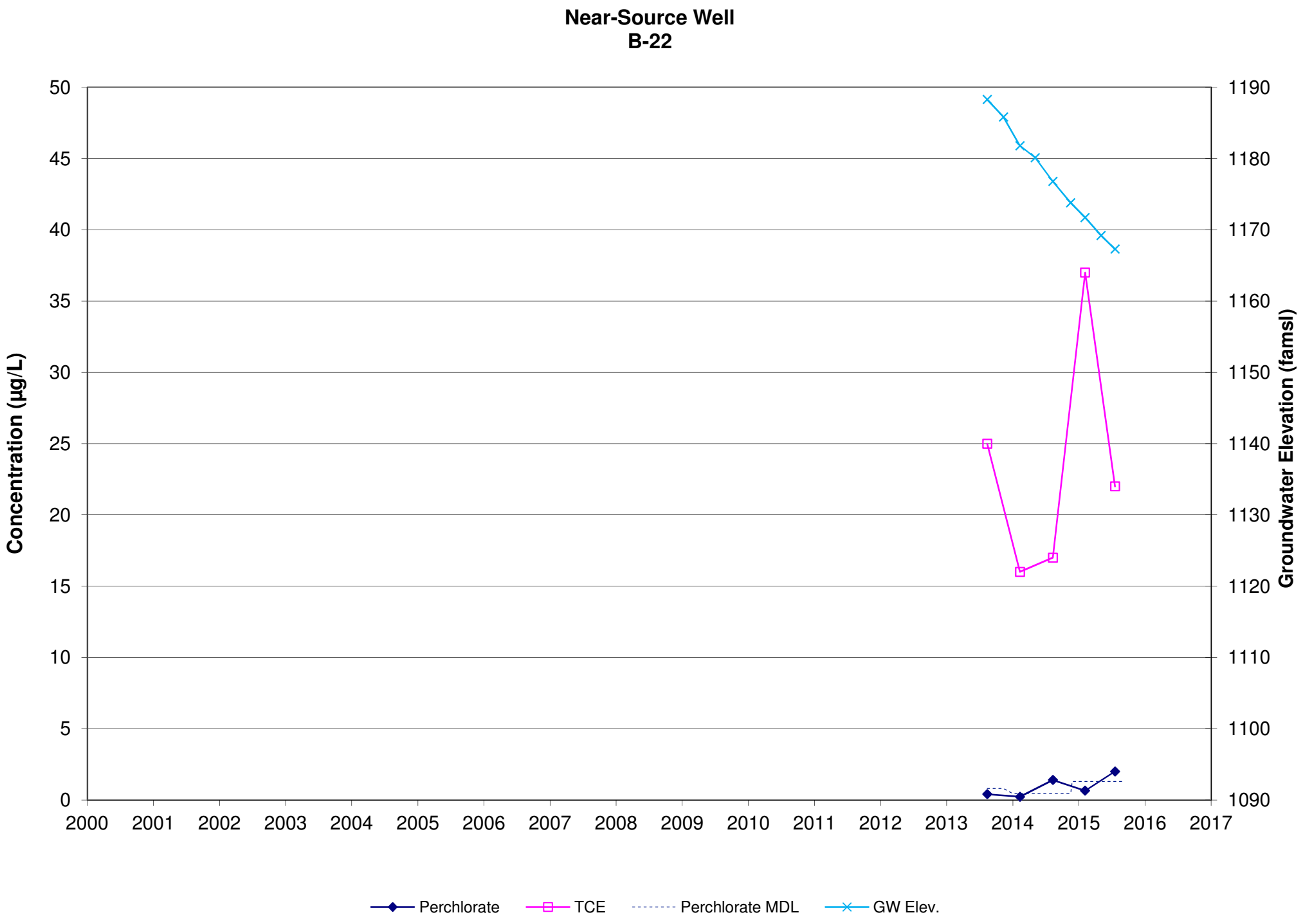
Near-Source Well
B-22
Concentration (µg/L)
Groundwater Elevation (famsl)
50
45
40
35
30
25
20
15
10
5
0
1190
1180
1170
1160
1150
1140
1130
1120
1110
1100
1090
2000
2001
2002
2003
2004
2005
2006
2007
2008
2009
2010
2011
2012
2013
2014
2015
2016
2017
Perchlorate
TCE
Perchlorate MDL
GW Elev.

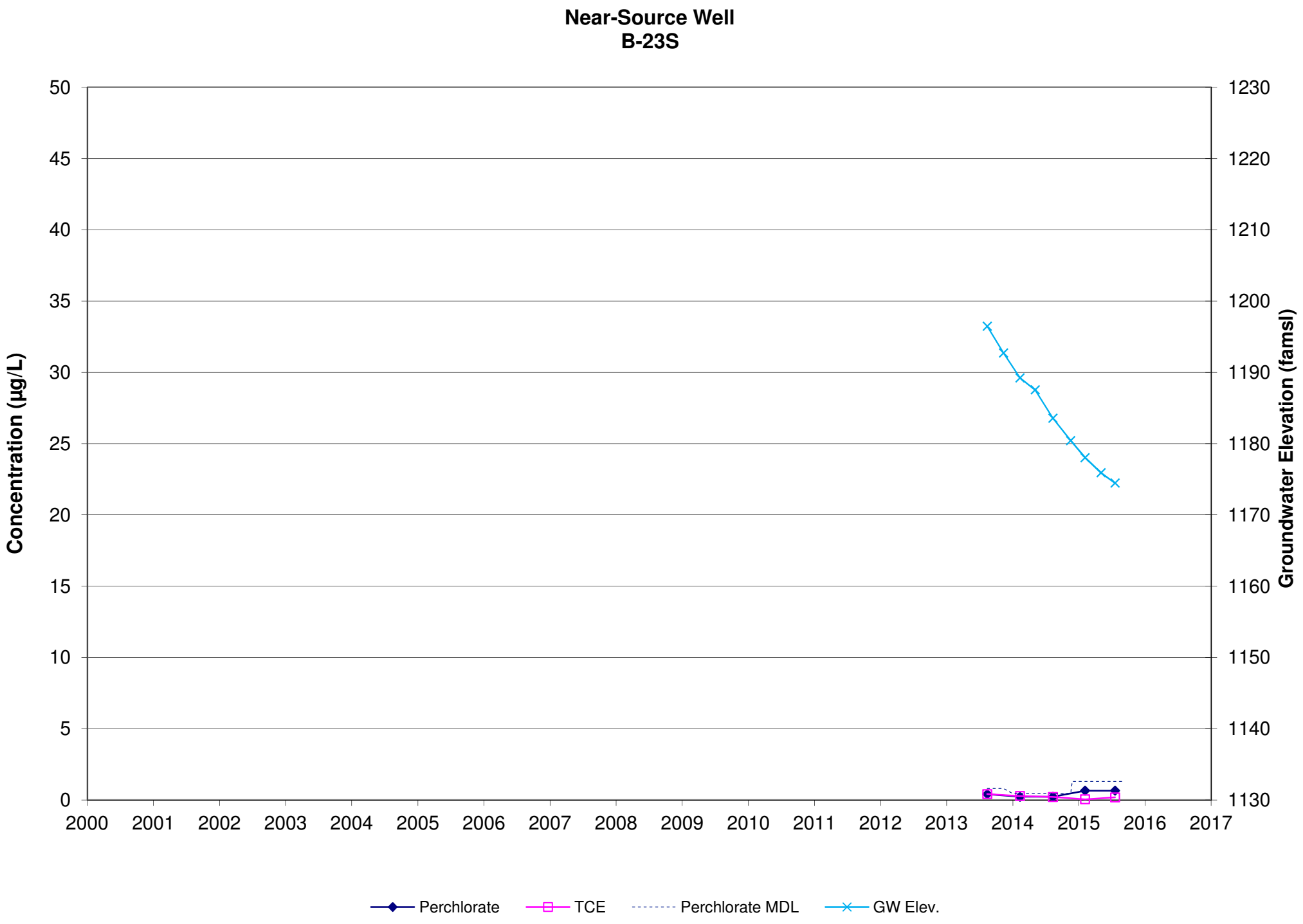
Near-Source Well
B-23S
Concentration (µg/L)
Groundwater Elevation (famsl)
50
45
40
35
30
25
20
15
10
5
0
1230
1220
1210
1200
1190
1180
1170
1160
1150
1140
1130
2000
2001
2002
2003
2004
2005
2006
2007
2008
2009
2010
2011
2012
2013
2014
2015
2016
2017
Perchlorate
TCE
Perchlorate MDL
GW Elev.

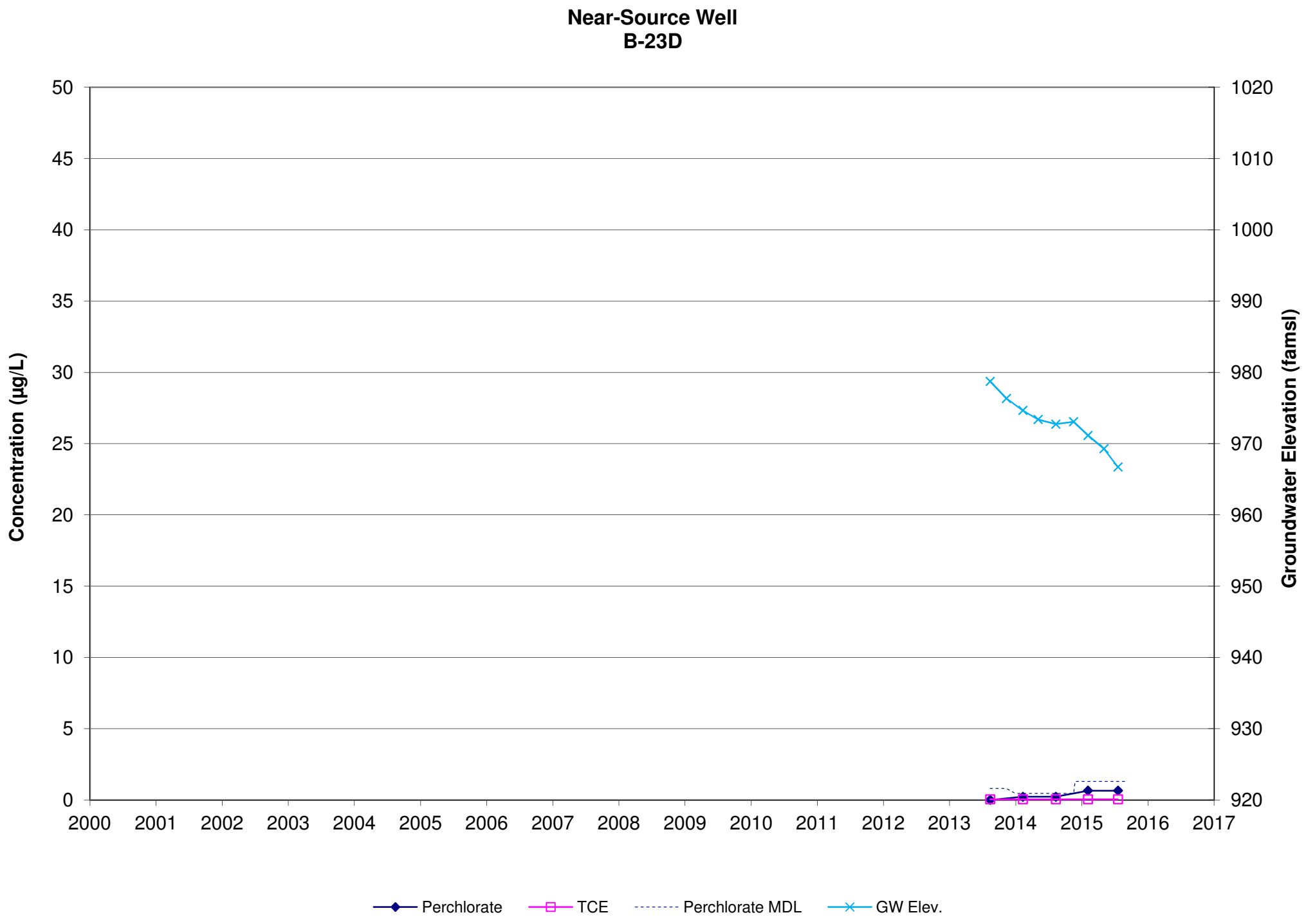
Near-Source Well
B-23D
Concentration (µg/L)
Groundwater Elevation (famsl)
50
45
40
35
30
25
20
15
10
5
0
1020
1010
1000
990
980
970
960
950
940
930
920
2000
2001
2002
2003
2004
2005
2006
2007
2008
2009
2010
2011
2012
2013
2014
2015
2016
2017
Perchlorate
TCE
Perchlorate MDL
GW Elev.

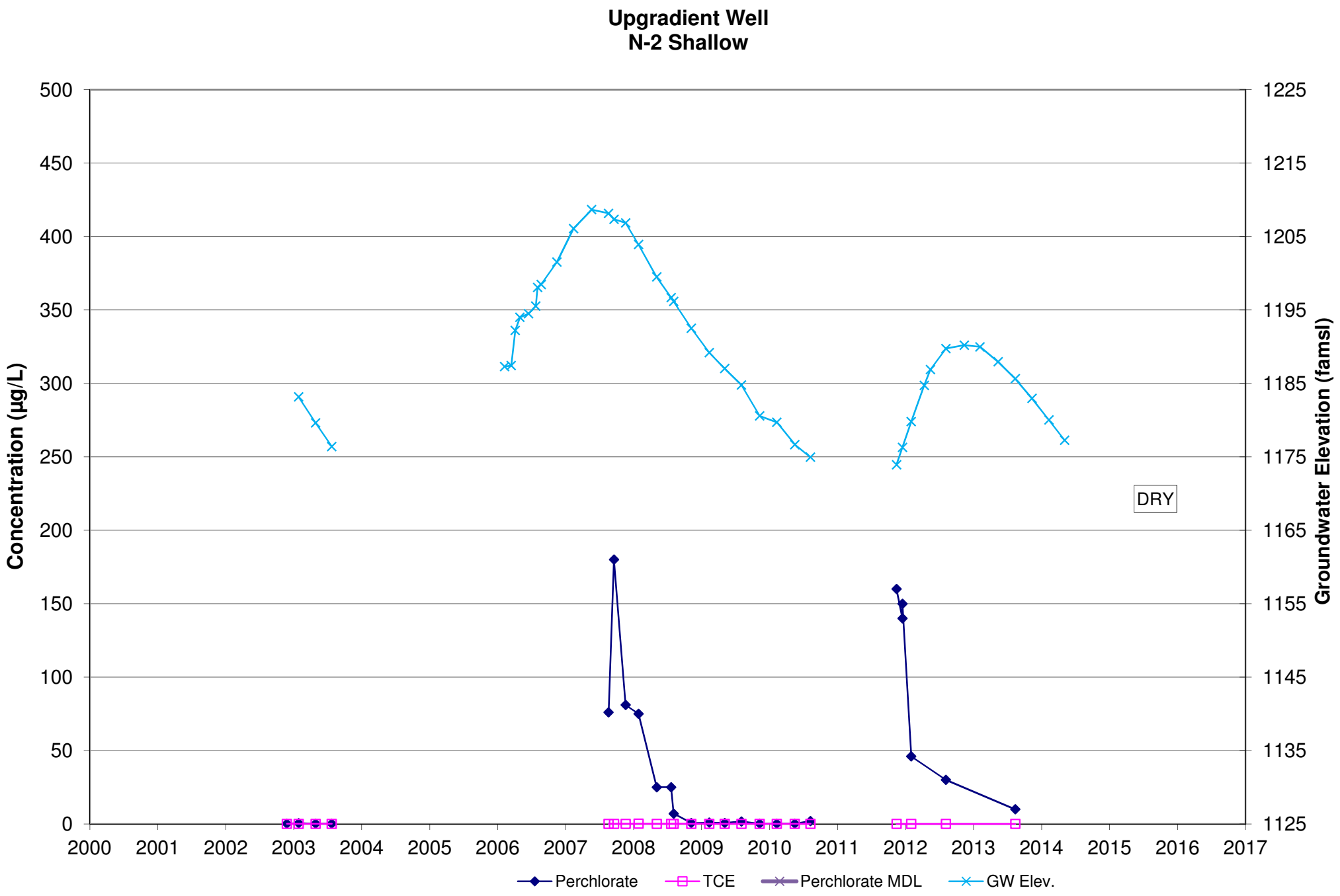
Upgradient Well
N-2 Shallow
Concentration (µg/L)
Groundwater Elevation (famsl)
500
450
400
350
300
250
200
150
100
50
0
1225
1215
1205
1195
1185
1175
1165
1155
1145
1135
1125
2000
2001
2002
2003
2004
2005
2006
2007
2008
2009
2010
2011
2012
2013
2014
2015
2016
2017
DRY
Perchlorate
TCE
Perchlorate MDL
GW Elev.

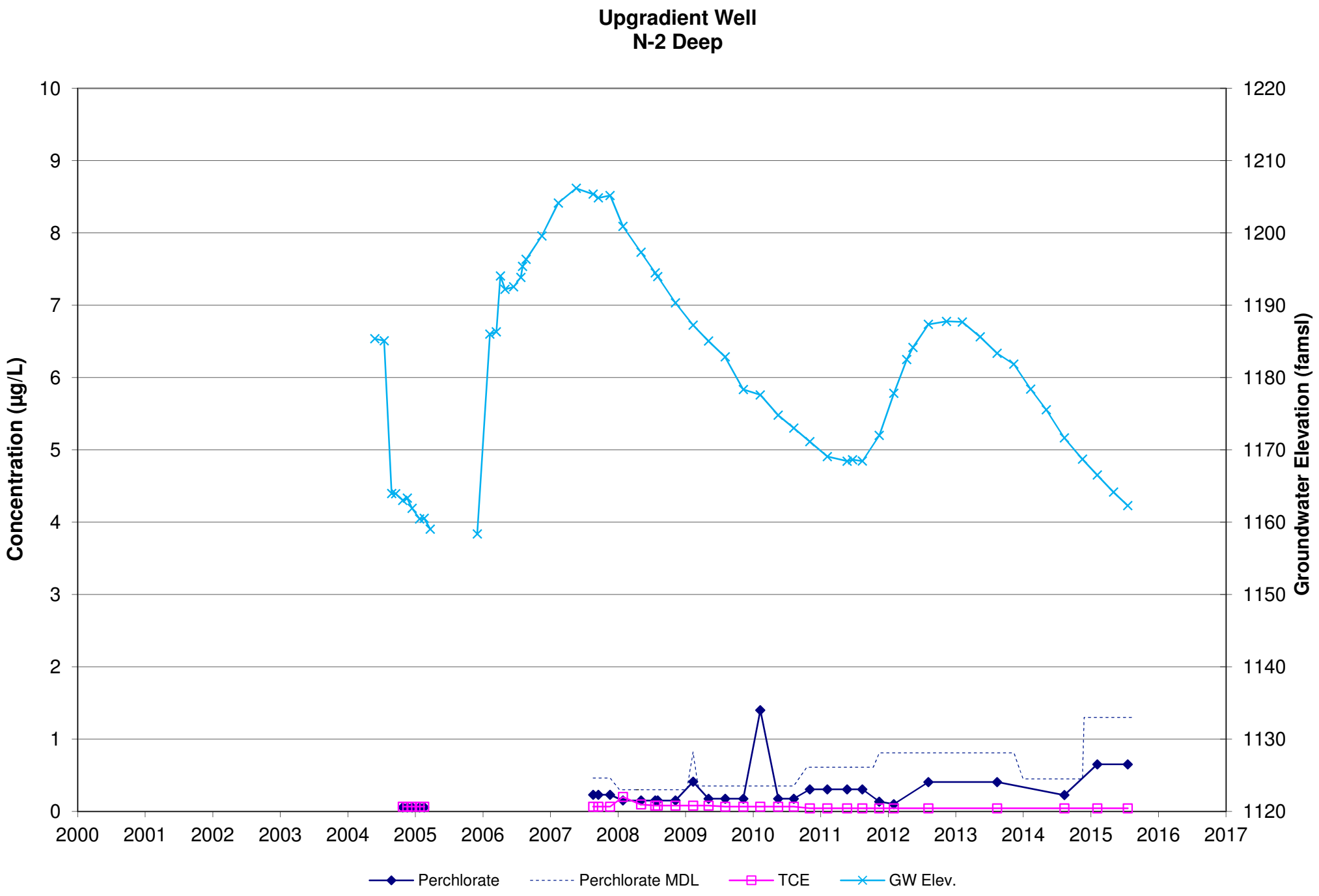
Upgradient Well
N-2 Deep
Concentration (µg/L)
Groundwater Elevation (famsl)
0
1
2
3
4
5
6
7
8
9
10
1120
1130
1140
1150
1160
1170
1180
1190
1200
1210
1220
2000
2001
2002
2003
2004
2005
2006
2007
2008
2009
2010
2011
2012
2013
2014
2015
2016
2017
Perchlorate
Perchlorate MDL
TCE
GW Elev.

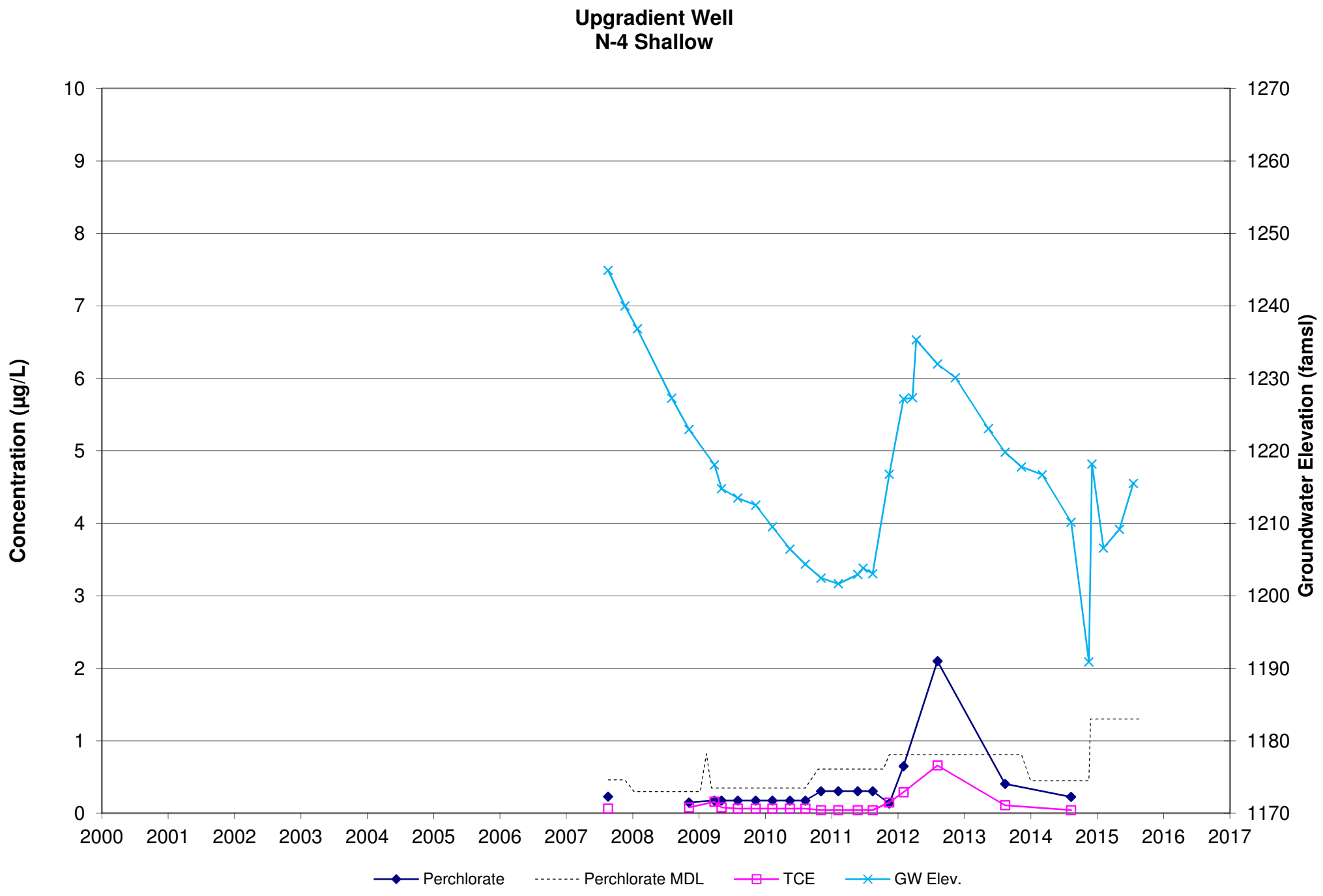
Upgradient Well
N-4 Shallow
Concentration (µg/L)
Groundwater Elevation (famsl)
10
9
8
7
6
5
4
3
2
1
0
1270
1260
1250
1240
1230
1220
1210
1200
1190
1180
1170
2000
2001
2002
2003
2004
2005
2006
2007
2008
2009
2010
2011
2012
2013
2014
2015
2016
2017
Perchlorate
Perchlorate MDL
TCE
GW Elev.

KEY TO TABLES
GROUNDWATER MONITORING REPORT
RIALTO GWTS PERCHLORATE AND VOC REMEDIATION
SAN BERNARDINO COUNTY, CALIFORNIA

	Indicates not detected above Practical Quantitation Limit (PQL). Value listed is either the PQL (i.e.- <0.50, shaded and left-justified), the Method Detection Limit ([MDL], shaded and left-justified) or estimated trace concentration (bolded and right-justified).
NA	Sample was not analyzed for parameter during the specified sampling event.
NS	Well NOT SAMPLED.
NC	Not calculated; minimum of 10% detections required.
ND	Not detected; data not detected or recorded for analysis listed.
NR	Not reported.
NV	No value established.
	Result exceeded state or federal maximum concentration limit value.
A	Absent, bacteria not detected
P	Present, bacteria detected
ARAR	Applicable, Relevant and Appropriate Requirement.
MB	Method Blank
QCAB	Quality control field (ambient) blank sample.
QCEB	Quality control equipment blank sample.
QCTB	Quality control trip blank sample.
TIC	Tentatively Identified Compound
703711	Typical laboratory sample batch identification number (Table 3).
†	Well screened in aquitard separating the Intermediate and Regional aquifers.
‡	Suspected field or laboratory sample misindentification.
a	Measurement adjusted to correct instrument drift.
e	Analyzed beyond method holding time.
e*	Reanalyzed beyond method holding time.
f	The RPD for duplicate results are outside of control limits.
g	Perchlorate anaylsis using EPA Method 332.0.
h	Sample collected with pump in operation.
(1)	California Primary Drinking Water Standard.
(2)	California Secondary Drinking Water Standard.
(3)	Federal Maximum Contaminant Level.
(4)	Federal Action Level.
(5)	Analyte detected in QA/QC blank sample [MB; QCAB, QCEB or QCTB].
(6)	Analyte concentration identifed as "outlier" per Dixon's Test method.
(7)	High outlier population indicates sample may not have been obtained at correct well.

Note: Statistical median, average, standard deviation, maximum and minimum values calculated based on non-suspect results (i.e., results without (6) or (7) designations.

TABLE 1
MONITORING PARAMETERS / LABORATORY ANALYTICAL METHODS
RIALTO GWTS PERCHLORATE AND VOC REMEDIATION
SAN BERNARDINO COUNTY, CALIFORNIA

PARAMETER	UNITS	TEST METHOD	TECHNIQUE
FIELD-MONITORED PARAMETERS			
pH	pH Units	Field Instrument	Horiba
Oxygen (Dissolved)	mg/L	Field Instrument	Horiba
Specific Conductance	µmhos/cm	Field Instrument	Horiba
Temperature	Degrees C	Field Instrument	Horiba
Turbidity	NTU	Field Instrument	Horiba
GENERAL CHEMISTRY			
Perchlorate	µg/L	EPA 314.0	IC
VOLATILE ORGANIC COMPOUNDS			
Acetone	µg/L	EPA 524.2	Gas Chromatography/Mass Spectrometry (GC/MS)
Acrylonirile	µg/L	EPA 524.2	GC/MS
Allyl chloride	µg/L	EPA 524.2	GC/MS
t-Amyl Methyl ether	µg/L	EPA 524.2	GC/MS
Benzene	µg/L	EPA 524.2	GC/MS
Bromobenzene	µg/L	EPA 524.2	GC/MS
Bromochloromethane	µg/L	EPA 524.2	GC/MS
Bromodichloromethane	µg/L	EPA 524.2	GC/MS
Bromoform	µg/L	EPA 524.2	GC/MS
Bromomethane	µg/L	EPA 524.2	GC/MS
t-Butyl alcohol	µg/L	EPA 524.2	GC/MS
n-Butylbenzene	µg/L	EPA 524.2	GC/MS
sec-Butylbenzene	µg/L	EPA 524.2	GC/MS
tert-Butylbenzene	µg/L	EPA 524.2	GC/MS
Carbon Disulfide	µg/L	EPA 524.2	GC/MS
Carbon Tetrachloride	µg/L	EPA 524.2	GC/MS
Chlorobenzene	µg/L	EPA 524.2	GC/MS
Chloroethane	µg/L	EPA 524.2	GC/MS
Chloroform	µg/L	EPA 524.2	GC/MS
Chloromethane	µg/L	EPA 524.2	GC/MS
2-Chlorotoluene	µg/L	EPA 524.2	GC/MS
4-Chlorotoluene	µg/L	EPA 524.2	GC/MS
Dibromochloromethane	µg/L	EPA 524.2	GC/MS
1,2-Dibromo-3-Chloropropane	µg/L	EPA 524.2	GC/MS
1,2-Dibromoethane	µg/L	EPA 524.2	GC/MS
Dibromomethane	µg/L	EPA 524.2	GC/MS
1,2-Dichlorobenzene	µg/L	EPA 524.2	GC/MS
1,3-Dichlorobenzene	µg/L	EPA 524.2	GC/MS
1,4-Dichlorobenzene	µg/L	EPA 524.2	GC/MS
trans-1,4-Dichloro-2-butene	µg/L	EPA 524.2	GC/MS
Dichlorodifluoromethane	µg/L	EPA 524.2	GC/MS
1,1-Dichloroethane	µg/L	EPA 524.2	GC/MS
1,2-Dichloroethane	µg/L	EPA 524.2	GC/MS
1,1-Dichloroethene	µg/L	EPA 524.2	GC/MS
cis-1,2-Dichloroethene	µg/L	EPA 524.2	GC/MS
trans-1,2-Dichloroethene	µg/L	EPA 524.2	GC/MS
1,2-Dichloropropane	µg/L	EPA 524.2	GC/MS
1,3-Dichloropropane	µg/L	EPA 524.2	GC/MS
2,2-Dichloropropane	µg/L	EPA 524.2	GC/MS
1,1-Dichloropropene	µg/L	EPA 524.2	GC/MS
cis-1,3-Dichloropropene	µg/L	EPA 524.2	GC/MS
trans-1,3-Dichloropropene	µg/L	EPA 524.2	GC/MS
Ethyl benzene	µg/L	EPA 524.2	GC/MS
Ethyl methacrylate	µg/L	EPA 524.2	GC/MS
Ethyl t-butyl ether	µg/L	EPA 524.2	GC/MS
2-Hexanone	µg/L	EPA 524.2	GC/MS
Hexachlorobutadiene	µg/L	EPA 524.2	GC/MS
Isopropylbenzene	µg/L	EPA 524.2	GC/MS
p-Isopropyltoluene	µg/L	EPA 524.2	GC/MS
Methacrylonitrile	µg/L	EPA 524.2	GC/MS
Methyl ethyl ketone	µg/L	EPA 524.2	GC/MS

TABLE 1 (CONT'D)
MONITORING PARAMETERS / LABORATORY ANALYTICAL METHODS
RIALTO GWTS PERCHLORATE AND VOC INVESTIGATION
SAN BERNARDINO COUNTY, CALIFORNIA

PARAMETER	UNITS	TEST METHOD	TECHNIQUE
Methyl iodide	µg/L	EPA 524.2	GC/MS
Methyl isobutyl ketone	µg/L	EPA 524.2	GC/MS
Methyl methacrylate	µg/L	EPA 524.2	GC/MS
Methyl tertiary butyl ether (MTBE)	µg/L	EPA 524.2	GC/MS
Methylene Chloride	µg/L	EPA 524.2	GC/MS
Naphthalene	µg/L	EPA 524.2	GC/MS
Nitrobenzene	µg/L	EPA 524.2	GC/MS
Pentachloroethane	µg/L	EPA 524.2	GC/MS
Propionitrile	µg/L	EPA 524.2	GC/MS
n-Propylbenzene	µg/L	EPA 524.2	GC/MS
Styrene	µg/L	EPA 524.2	GC/MS
1,1,1,2-Tetrachloroethane	µg/L	EPA 524.2	GC/MS
1,1,2,2-Tetrachloroethane	µg/L	EPA 524.2	GC/MS
Tetrachloroethene	µg/L	EPA 524.2	GC/MS
Tetrahydrofuran	µg/L	EPA 524.2	GC/MS
Toluene	µg/L	EPA 524.2	GC/MS
1,2,3-Trichlorobenzene	µg/L	EPA 524.2	GC/MS
1,2,4-Trichlorobenzene	µg/L	EPA 524.2	GC/MS
1,1,1-Trichloroethane	µg/L	EPA 524.2	GC/MS
1,1,2-Trichloroethane	µg/L	EPA 524.2	GC/MS
Trichloroethene	µg/L	EPA 524.2	GC/MS
Trichlorofluoromethane	µg/L	EPA 524.2	GC/MS
1,2,3-Trichloropropane	µg/L	EPA 524.2	GC/MS
1,1,2-Trichloro-1,2,2-trifluoroethane	µg/L	EPA 524.2	GC/MS
1,2,4-Trimethylbenzene	µg/L	EPA 524.2	GC/MS
1,3,5-Trimethylbenzene	µg/L	EPA 524.2	GC/MS
Vinyl Chloride	µg/L	EPA 524.2	GC/MS
o-Xylene	µg/L	EPA 524.2	GC/MS
p + m-Xylene	µg/L	EPA 524.2	GC/MS

TABLE 2
SAMPLING AND ANALYSES DATES
RIALTO GWTS PERCHLORATE AND VOC REMEDIATION
SAN BERNARDINO COUNTY, CALIFORNIA

SAMPLE ID	SAMPLE COLLECTION DATE	ANALYTE	ANALYTICAL METHOD	ANALYSIS DATE	ELAPSED TIME (days)	HOLDING TIME (days)	PASS / FAIL
M2-2	5/4/15 11:35 AM	Perchlorate	EPA-314.0	5/19/15 6:03 PM	15.3	28	PASS
M2-3	5/4/15 11:10 AM	Perchlorate	EPA-314.0	5/19/15 5:50 PM	15.3	28	PASS
M2-4	5/4/15 10:35 AM	Perchlorate	EPA-314.0	5/19/15 5:36 PM	15.3	28	PASS
M2-5	5/4/15 9:50 AM	Perchlorate	EPA-314.0	5/19/15 4:54 PM	15.3	28	PASS
M2-6	5/4/15 9:30 AM	Perchlorate	EPA-314.0	5/19/15 4:40 PM	15.3	28	PASS
M2-7	5/4/15 8:58 AM	Perchlorate	EPA-314.0	5/19/15 3:45 PM	15.3	28	PASS
M5-1	5/28/15 1:10 PM	Perchlorate	EPA-314.0	6/11/15 6:26 AM	13.7	28	PASS
M5-2	5/28/15 12:35 PM	Perchlorate	EPA-314.0	6/12/15 9:50 PM	15.4	28	PASS
M5-3	5/28/15 11:20 AM	Perchlorate	EPA-314.0	6/11/15 3:30 PM	14.2	28	PASS
M5-4	5/28/15 10:55 AM	Perchlorate	EPA-314.0	6/12/15 10:04 PM	15.5	28	PASS
M5-5	5/28/15 10:15 AM	Perchlorate	EPA-314.0	6/11/15 8:31 AM	13.9	28	PASS
M5-6	5/28/15 9:50 AM	Perchlorate	EPA-314.0	6/11/15 8:45 AM	14.0	28	PASS
M5-7	5/28/15 9:20 AM	Perchlorate	EPA-314.0	6/11/15 8:59 AM	14.0	28	PASS
MIRO-3	5/4/15 8:30 AM	Perchlorate	EPA-314.0	5/19/15 7:13 PM	15	28	PASS
N13-2	5/4/15 11:00 AM	Perchlorate	EPA-314.0	5/19/15 7:26 PM	15.4	28	PASS
N13-4	5/4/15 12:20 PM	Perchlorate	EPA-314.0	5/20/15 5:55 AM	16	28	PASS
N14-4	5/4/15 9:25 AM	Perchlorate	EPA-314.0	5/19/15 6:59 PM	15.4	28	PASS
N18-B	5/4/15 2:00 PM	Perchlorate	EPA-314.0	5/19/15 8:22 PM	15.3	28	PASS
N18-C2	5/4/15 10:06 AM	Perchlorate	EPA-314.0	5/20/15 6:51 AM	16	28	PASS
M2-2	5/4/15 11:35 AM	VOCs	EPA-524.2	5/7/15 1:33 PM	3.1	14	PASS
M2-3	5/4/15 11:10 AM	VOCs	EPA-524.2	5/7/15 1:10 PM	3.1	14	PASS
M2-4	5/4/15 10:35 AM	VOCs	EPA-524.2	5/7/15 12:49 PM	3.1	14	PASS
M2-5	5/4/15 9:50 AM	VOCs	EPA-524.2	5/7/15 12:26 PM	3.1	14	PASS
M2-6	5/4/15 9:30 AM	VOCs	EPA-524.2	5/7/15 12:03 PM	3.1	14	PASS
M2-7	5/4/15 8:58 AM	VOCs	EPA-524.2	5/7/15 8:48 AM	3.0	14	PASS
M5-1	5/28/15 12:00 AM	VOCs	EPA-524.2	6/3/15 1:37 AM	6.1	14	PASS
M5-2	5/28/15 12:35 PM	VOCs	EPA-524.2	6/3/15 2:00 AM	5.6	14	PASS
M5-3	5/28/15 11:20 AM	VOCs	EPA-524.2	6/3/15 2:24 AM	5.6	14	PASS
M5-4	5/28/15 10:55 AM	VOCs	EPA-524.2	6/3/15 2:47 AM	5.7	14	PASS
M5-5	5/28/15 10:15 AM	VOCs	EPA-524.2	6/3/15 3:10 AM	5.7	14	PASS
M5-6	5/28/15 9:50 AM	VOCs	EPA-524.2	6/3/15 3:33 AM	5.7	14	PASS
M5-7	5/28/15 9:20 AM	VOCs	EPA-524.2	6/3/15 3:56 AM	5.8	14	PASS
MIRO-3	5/4/15 8:30 AM	VOCs	EPA-524.2	5/7/15 3:48 PM	3.3	14	PASS
N13-2	5/4/15 11:00 AM	VOCs	EPA-524.2	5/7/15 4:11 PM	3.2	14	PASS
N13-4	5/4/15 12:20 PM	VOCs	EPA-524.2	5/7/15 4:33 PM	3.2	14	PASS
N14-4	5/4/15 9:25 AM	VOCs	EPA-524.2	5/7/15 3:25 PM	3.3	14	PASS
N18-B	5/4/15 2:00 PM	VOCs	EPA-524.2	5/7/15 4:56 PM	3.1	14	PASS
N18-C2	5/4/15 10:06 AM	VOCs	EPA-524.2	5/7/15 5:19 PM	3.3	14	PASS

TABLE 3A
QA/QC COMPARISON TABLE
RIALTO GWTS PERCHLORATE AND VOC REMEDIATION
SAN BERNARDINO COUNTY, CALIFORNIA

ANALYTE	UNITS	7/22/2015		RPD	Control Limits
		M2-7	MW-DUP		
GENERAL CHEMISTRY					
Perchlorate	µg/L	1.3	1.3	NC	15%
VOLATILE ORGANIC COMPOUNDS (EPA 524.2)					
1,1-Dichloroethane	µg/L	0.11	0.11	NC	20%
1,1-Dichloroethene	µg/L	0.18	0.18	NC	20%
1,2-Dichloropropane	µg/L	0.13	0.13	NC	20%
Chloroform	µg/L	0.12	0.12	NC	20%
Tetrachloroethene	µg/L	0.71	**0.48**	NC	20%

ANALYTE	UNITS	7/20/15		RPD	Control Limits
		N-3S	N-DUP		
GENERAL CHEMISTRY:					
Perchlorate	µg/L	7.3	7.3	0%	15%
VOLATILE ORGANIC COMPOUNDS (EPA 524.2):					
1,1-Dichloroethene	µg/L	0.73	0.70	4%	20%
Chloroform	µg/L	0.70	0.66	6%	20%
Dichlorodifluoromethane	µg/L	**0.11**	0.099	NC	20%
Tetrachloroethene	µg/L	2.1	2.1	0%	20%
Trichloroethene	µg/L	6.2	6.3	2%	20%

TABLE 3B
QA/QC COMPARISON TABLE
RIALTO GWTS PERCHLORATE AND VOC REMEDIATION
SAN BERNARDINO COUNTY, CALIFORNIA

LABORATORY METHOD BLANK RESULTS

ANALYTE	UNITS	LABORATORY WORK ORDER			
		1517899	1517963	1518122	1518217
PERCHLORATE (EPA 314.0)	µg/L	1.3	1.3	1.3	1.3
VOLATILE ORGANIC COMPOUNDS (EPA 524.2)	µg/L	ND	ND	ND	ND

FIELD BLANK (QCAB) RESULTS

ANALYTE	UNITS	LABORATORY WORK ORDER			
		1517899	1517963	1518122	1518217
VOLATILE ORGANIC COMPOUNDS (EPA 524.2)					
1,3,5-Trimethylbenzene	µg/L	0.12	0.12	**0.12**	0.12
Chloroform	µg/L	0.12	1.7	0.12	0.12
Tetrachloroethene	µg/L	0.13	**0.25**	0.13	0.13

EQUIPMENT BLANK (QCEB) RESULTS

ANALYTE	UNITS	LABORATORY WORK ORDER			
		1517899	1517963	1518122	1518217
VOLATILE ORGANIC COMPOUNDS (EPA 524.2)	µg/L	ND	NA	NA	NA

TRIP BLANK (QCTB) RESULTS

ANALYTE	UNITS	LABORATORY WORK ORDER			
		1517899	1517963	1518122	1518217
VOLATILE ORGANIC COMPOUNDS (EPA 524.2)					
Methyl ethyl ketone	µg/L	0.48	0.48	0.48	0.72

TABLE 4A
SINGLE AND NESTED MONITORING WELL INFORMATION
RIALTO GWTS PERCHLORATE AND VOC REMEDIATION
SAN BERNARDINO COUNTY, CALIFORNIA

WELL INFORMATION	F-3	F-6	F-6A	F-6A	M-1	M-1	M-4	M-4
AQUIFER ZONE	SHALLOW	SHALLOW	DEEP †	SHALLOW	DEEP	SHALLOW	DEEP	SHALLOW
Coordinates of well:								
Northing	1874991.97	1875026.36	1875024.39	1875024.39	1869581.87	1869581.87	1867944.82	1867944.82
Easting	6736575.95	6737530.33	6737452.63	6737452.63	6742553.56	6742553.56	6741657.66	6741657.66
Elevation of well (feet above msl):								
Ground surface	1581.96	1574.31	1575.72	1575.72				
Top of well casing	1582.87	1577.13	1577.56	1577.80	1431.32	1431.42	1408.46	1408.55
Original total depth of well (feet):	398	457	500	437	535	458	590	470
Original depth of screened interval (feet)	357-397	337-457	495-500	417-437	510 - 535	368 - 398 433 - 458	570 - 590	440 - 470
Depth to water from top of well casing (feet):								
11/11/2002		400.70						
11/12/2002	386.06	-						
12/31/2002	DRY	401.23	-	402.27				
01/10/2003	-	403.21	-	-				
01/28/2003	DRY	-	-	403.33				
02/25/2003	-	405.38	-	-				
02/26/2003	DRY	-	-	404.81				
03/04/2003	-	405.38	-	-				
03/26/2003	DRY	-	-	406.10				
04/07/2003	-	407.20	-	-				
04/29/2003	DRY	-	-	408.72				
05/16/2003	DRY	-	460.58	407.48				
05/23/2003	-	407.21	-	-				
06/04/2003	-	407.22	-	-				
06/18/2003	-	-	461.59	408.57				
07/11/2003	-	409.90	-	-				
07/25/2003	DRY	-	-	409.00				
08/28/2003	-	407.52	-	-				
08/29/2003	DRY	-	-	410.59				
09/16/2003	DRY	-	-	412.92				
09/17/2003	-	409.08	-	-				
10/22/2003	-	412.99	-	-				
10/23/2003	DRY	-	-	-				
05/27/2004	DRY	418.98	-	417.80				
06/24/2004	DRY	-	468.86	418.05				
06/28/2004	-	419.95	-	-				
07/16/2004	DRY	417.18	468.30	419.05				
08/24/2004	-	421.14	-	-				
08/26/2004	DRY	421.05	469.14	419.92				
09/15/2004	-	421.72	-	-				
09/16/2004	DRY	422.66	469.06	420.54				
10/06/2004	-	423.08	-	-				
10/25/2004	DRY	422.40	469.46	421.35				
11/18/2004	DRY	422.61	469.81	421.87				
11/29/2004	-	422.40	-	-				
12/14/2004	DRY	422.10	470.35	423.16				
12/17/2004	-	422.15	-	-				
01/10/2005	-	421.97	-	-				
01/24/2005	DRY	422.42	471.16	423.89				
02/18/2005	DRY	424.52	470.90	423.40				
03/23/2005	DRY	424.92	473.01	423.54				
03/28/2005	-	425.94	-	-				
05/05/2005	-	-	-	-				
06/03/2005	-	-	-	-	431.22	430.95	408.95	408.25
12/02/2005	DRY	418.15	470.32	416.43	431.61	430.60	409.35	409.42
01/03/2006	DRY	412.08	469.21	413.75	431.40	431.30	409.50	409.10
02/08/2006	DRY	411.61	467.05	409.67	431.63	431.43	408.97	409.50
03/15/2006	DRY	411.43	466.82	409.51	431.66	431.50	408.89	409.61
04/06/2006	DRY	404.42	462.98	402.75	431.22	431.18	409.19	408.71
04/27/2006	DRY	404.57	463.36	402.80	431.30	431.25	409.28	408.80
06/16/2006	DRY	401.07	463.39	401.58	431.36	431.40	409.47	409.18
07/25/2006	DRY	400.60	462.20	401.01	432.30	432.15	410.16	409.65
08/04/2006	DRY	400.86	462.28	401.33	432.28	432.13	410.14	409.60
08/23/2006	-	-	-	-	-	-	-	-
11/14/2006	385.81	395.13	456.02	393.22	433.35	433.19	411.47	410.80
02/12/2007	380.88	390.55	451.83	388.82	433.19	433.18	411.41	411.11
05/21/2007	376.60	386.65	450.54	385.22	433.21	433.08	411.70	411.08
06/15/2007	NM	NM	-	-	-	-	-	-
08/17/2007	377.36	386.13	449.13	384.75	434.39	434.11	412.31	411.60
08/24/2007	-	-	-	-	-	-	-	-
09/18/2007	-	-	-	-	-	-	-	-
11/20/2007	379.62	387.09	449.31	386.19	435.66	435.71	414.05	413.53
01/28/2008	381.94	389.09	449.74	387.80	434.74	434.78	412.33	412.05
05/05/2008	385.11	391.65	450.53	390.81	433.37	433.20	411.86	411.23
06/30/2008	-	393.16	-	-	-	-	-	-
07/21/2008	-	-	-	-	-	-	-	-
08/04/2008	388.14	394.31	452.11	393.53	434.36	434.30	412.25	412.13
09/05/2008	-	-	-	-	-	-	-	-
10/03/2008	-	396.11	-	-	-	-	-	-
10/21/2008	-	-	-	-	-	-	-	-
10/31/2008	DRY	397.01	453.95	396.42	437.98	434.89	416.33	416.04
12/10/2008	-	-	-	-	-	-	-	-

TABLE 4A (CONT'D)
SINGLE AND NESTED MONITORING WELL INFORMATION
RIALTO GWTS PERCHLORATE AND VOC REMEDIATION
SAN BERNARDINO COUNTY, CALIFORNIA

WELL INFORMATION	F-3	F-6	F-6A	F-6A	M-1	M-1	M-4	M-4
AQUIFER ZONE	SHALLOW	SHALLOW	DEEP †	SHALLOW	DEEP	SHALLOW	DEEP	SHALLOW
Depth to water from top of well casing (feet) (cont'd):								
01/08/2009	-	399.25	-	-	-	-	-	-
02/06/2009	DRY	400.39	455.52	399.64	440.58	438.88	417.65	416.96
03/10/2009	-	-	-	-	-	-	-	-
03/27/2009	-	-	-	-	-	-	-	-
04/20/2009	-	402.40	-	-	-	-	-	-
04/23/2009	-	-	-	-	-	-	-	-
05/04/2009	DRY	402.94	457.06	402.07	440.64	440.12	419.06	418.03
06/10/2009	-	-	-	-	-	-	-	-
07/07/2009	-	404.50	-	-	-	-	-	-
07/28/2009	-	-	-	-	-	-	-	-
08/03/2009	DRY	405.23	458.48	404.30	441.93	441.51	419.79	418.92
09/15/2009	-	-	-	-	-	-	-	-
10/07/2009	-	-	-	-	-	-	-	-
11/02/2009	DRY	407.93	459.27	405.82	-	-	-	-
11/11/2009	-	-	-	-	446.31	445.75	422.62	421.46
12/02/2009	-	-	-	-	-	-	-	-
01/06/2010	DRY	408.66	-	-	-	-	-	-
02/08/2010	-	409.50	460.95	408.39	445.64	445.45	424.05	423.23
04/07/2010	DRY	410.75	-	-	-	-	-	-
05/17/2010	-	-	462.37	410.53	448.78	448.03	427.36	425.98
07/14/2010	DRY	412.25	-	-	-	-	-	-
08/09/2010	-	-	463.25	412.98	449.96	449.42	428.28	427.13
10/19/2010	DRY	414.11	-	-	-	-	-	-
11/04/2010	-	-	464.40	413.61	451.54	450.86	429.80	428.81
01/10/2011	DRY	414.31	-	-	-	-	-	-
02/07/2011	-	-	465.34	415.36	454.26	443.48	432.20	431.20
03/04/2011	-	-	-	-	-	453.59	-	-
04/05/2011	DRY	417.10	-	-	-	-	-	-
05/23/2011	-	-	466.07	416.17	454.84	453.95	432.00	431.36
06/23/2011	-	-	-	416.65	-	-	-	-
07/13/2011	DRY	417.60	-	-	-	-	-	-
08/15/2011	-	-	466.17	416.07	455.06	454.04	432.47[a]	431.57[a]
09/15/2011	-	-	-	-	-	-	-	-
10/13/2011	DRY	416.61	-	-	-	-	-	-
11/14/2011	-	-	465.91	414.24	455.85	455.12	433.91	432.95
01/10/2012	DRY	412.90	-	-	-	-	-	-
01/30/2012	-	-	463.81	409.28	456.04	DRY	435.62	434.67
04/11/2012	-	-	462.00	404.95	458.69	455.55	436.10	435.68
05/14/2012	-	-	460.98	403.14	458.70	455.59	436.22	435.44
06/26/2012	-	-	-	-	459.11	455.44	436.67	435.96
08/06/2012	-	-	458.47	399.61	459.63	DRY	437.18	436.42
08/14/2012	DRY	400.91	-	-	-	-	-	-
11/12/2012	DRY	399.94	457.45	398.73	460.16	DRY	437.84	437.47
02/05/2013	DRY	400.35	456.58	398.79	459.42	DRY	437.24	436.76
05/13/2013	DRY	401.31	457.10	400.28	461.38	DRY	439.33	438.37
08/12/2013	-	-	457.81	402.43	462.50	DRY	439.99	439.23
08/19/2013	-	403.51	-	-	-	-	-	-
11/11/2013	-	407.09	459.87	405.76	464.50	DRY	440.92	440.45
02/10/2014	-	-	460.30	407.54	464.29	DRY	442.38	441.74
02/13/2014	DRY	408.42	-	-	-	-	-	-
05/05/2014	-	-	468.17	409.29	464.77	DRY	442.18	441.20
05/06/2014	DRY	410.91	-	-	-	-	-	-
08/11/2014	DRY	413.66	463.17	412.95	465.51	DRY	NA	NA
11/18/2014	DRY	416.62	464.77	415.60	466.75	DRY	NA	NA
02/03/2015	DRY	418.89	465.81	417.78	466.71	DRY	NA	NA
05/04/2015	-	-	467.03	420.02	466.46	DRY	NA	NA
07/20/2015	-	-	467.98	422.10	465.57	DRY	442.56	442.51
Elevation of water surface (feet above msl):								
11/11/2002	-	1176.43						
11/12/2002	1196.81	-						
12/31/2002	DRY	1175.90	-	1175.53				
01/10/2003	-	1173.92	-	-				
01/28/2003	DRY	-	-	1174.47				
02/25/2003	-	1171.75	-	-				
02/26/2003	DRY	-	-	1172.99				
03/04/2003	-	1171.75	-	-				
03/26/2003	DRY	-	-	1171.70				
04/07/2003	-	1169.93	-	-				
04/29/2003	DRY	-	-	1169.08				
05/16/2003	DRY	-	1116.98	1170.32				
05/23/2003	-	1169.92	-	-				
06/04/2003	-	1169.91	-	-				
06/18/2003	-	-	1115.97	1169.23				
07/11/2003	-	1167.23	-	-				
07/25/2003	DRY	-	-	1168.80				
08/28/2003	-	1169.61	-	-				
08/29/2003	DRY	-	-	1167.21				
09/16/2003	DRY	-	-	1164.88				
09/17/2003	-	1168.05	-	-				
10/22/2003	-	1164.14	-	-				
10/23/2003	DRY	-	-	-				
05/27/2004	DRY	1158.15	-	1160.00				
06/24/2004	DRY	-	1108.70	1159.75				
06/28/2004	-	1157.18	-	-				
07/16/2004	DRY	1159.95	1109.26	1158.75				
08/24/2004	-	1155.99	-	-				
08/26/2004	DRY	1156.08	1108.42	1157.88				
09/15/2004	-	1155.41	-	-				
09/16/2004	DRY	1154.47	1108.50	1157.26				
10/06/2004	-	1154.05	-	-				
10/25/2004	DRY	1154.73	1108.10	1156.45				

TABLE 4A (CONT'D)
SINGLE AND NESTED MONITORING WELL INFORMATION
RIALTO GWTS PERCHLORATE AND VOC REMEDIATION
SAN BERNARDINO COUNTY, CALIFORNIA

WELL INFORMATION	F-3	F-6	F-6A	F-6A	M-1	M-1	M-4	M-4
AQUIFER ZONE	SHALLOW	SHALLOW	DEEP †	SHALLOW	DEEP	SHALLOW	DEEP	SHALLOW
Elevation of water surface (feet above msl) (cont'd):								
11/18/2004	DRY	1154.52	1107.75	1155.93				
11/29/2004	-	1154.73	-	-				
12/14/2004	DRY	1155.03	1107.21	1154.64				
12/17/2004	-	1154.98	-	-				
01/10/2005	-	1155.16	-	-				
01/24/2005	DRY	1154.71	1106.40	1153.91				
02/18/2005	DRY	1152.61	1106.66	1154.40				
03/23/2005	DRY	1152.21	1104.55	1154.26				
03/28/2005	-	1151.19	-	-				
05/05/2005	-	-	-	-				
06/03/2005	-	-	-	-	1000.10	1000.47	999.51	1000.30
12/02/2005	DRY	1158.98	1107.24	1161.37	999.71	1000.82	999.11	999.13
01/03/2006	DRY	1165.05	1108.35	1164.05	999.92	1000.12	998.96	999.45
02/08/2006	DRY	1165.52	1110.51	1168.13	999.69	999.99	999.49	999.05
03/15/2006	DRY	1165.70	1110.74	1168.29	999.66	999.92	999.57	998.94
04/06/2006	DRY	1172.71	1114.58	1175.05	1000.10	1000.24	999.27	999.84
04/27/2006	DRY	1172.56	1114.20	1175.00	1000.02	1000.17	999.18	999.75
06/16/2006	DRY	1176.06	1114.17	1176.22	999.96	1000.02	998.99	999.37
07/25/2006	DRY	1176.53	1115.36	1176.79	999.02	999.27	998.30	998.90
08/04/2006	DRY	1176.27	1115.28	1176.47	999.04	999.29	998.32	998.95
08/23/2006	DRY	-	-	-	-	-	-	-
11/14/2006	1197.06	1182.00	1121.54	1184.58	997.97	998.23	996.99	997.75
02/12/2007	1201.99	1186.58	1125.73	1188.98	998.13	998.24	997.05	997.44
05/21/2007	1206.27	1190.48	1127.02	1192.58	998.11	998.34	996.76	997.47
06/15/2007	-	-	-	-	-	-	-	-
08/17/2007	1205.51	1191.00	1128.43	1193.05	996.93	997.31	996.15	996.95
08/24/2007	-	-	-	-	-	-	-	-
09/18/2007	-	-	-	-	-	-	-	-
11/20/2007	1203.25	1190.04	1128.25	1191.61	995.66	995.71	994.41	995.02
01/28/2008	1200.93	1188.04	1127.82	1190.00	996.58	996.64	996.13	996.50
05/05/2008	1197.76	1185.48	1127.03	1186.99	997.95	998.22	996.60	997.32
06/30/2008	-	1183.97	-	-	-	-	-	-
07/21/2008	-	-	-	-	-	-	-	-
08/04/2008	1194.73	1182.82	1125.45	1184.27	996.96	997.12	996.21	996.42
09/05/2008	-	-	-	-	-	-	-	-
10/03/2008	DRY	1181.02	-	-	-	-	-	-
10/21/2008	-	-	-	-	-	-	-	-
10/31/2008	DRY	1180.12	1123.61	1181.38	993.34	996.53	992.13	992.51
12/10/2008	-	-	-	-	-	-	-	-
01/08/2009	DRY	1177.88	-	-	-	-	-	-
02/06/2009	DRY	1176.74	1122.04	1178.16	990.74	992.54	990.81	991.59
03/10/2009	-	-	-	-	-	-	-	-
03/27/2009	-	-	-	-	-	-	-	-
04/20/2009	DRY	1174.73	-	-	-	-	-	-
04/23/2009	-	-	-	-	-	-	-	-
05/04/2009	DRY	1174.19	1120.50	1175.73	990.68	991.30	989.40	990.52
06/10/2009	-	-	-	-	-	-	-	-
07/07/2009	DRY	1172.63	-	-	-	-	-	-
07/28/2009	-	-	-	-	-	-	-	-
08/03/2009	DRY	1171.90	1119.08	1173.50	989.39	989.91	988.67	989.63
09/15/2009	-	-	-	-	-	-	-	-
10/07/2009	-	-	-	-	-	-	-	-
11/02/2009	DRY	1169.20	1118.29	1171.98	-	-	-	-
11/11/2009	-	-	-	-	985.01	985.67	985.84	987.09
12/02/2009	-	-	-	-	-	-	-	-
01/06/2010	DRY	1168.47	-	-	-	-	-	-
02/08/2010	-	1167.63	1116.61	1169.41	985.68	985.97	984.41	985.32
04/07/2020	DRY	1166.38	-	-	-	-	-	-
05/17/2010	-	-	1115.19	1167.27	982.54	983.39	981.10	982.57
07/14/2010	DRY	1164.88	-	-	-	-	-	-
08/09/2010	-	-	1114.31	1164.82	981.36	982.00	980.18	981.42
10/19/2010	DRY	1163.02	-	-	-	-	-	-
11/04/2010	-	-	1113.16	1164.19	979.78	980.56	978.66	979.74
01/10/2011	DRY	1162.82	-	-	-	-	-	-
02/07/2011	-	-	1112.22	1162.44	977.06	987.94	976.26	977.35
03/04/2011	-	-	-	-	-	977.83	-	-
04/05/2011	DRY	1160.03	-	-	-	-	-	-
05/23/2011	-	-	1111.49	1161.63	976.48	977.47	976.46	977.19
06/23/2011	-	-	-	1161.15	-	-	-	-
07/13/2011	DRY	1159.53	-	-	-	-	-	-
08/15/2011	-	-	1111.39	1161.73	976.26	977.38	975.99	976.98
09/15/2011	-	-	-	-	-	-	-	-
10/13/2011	DRY	1160.52	-	-	-	-	-	-
11/14/2011	-	-	1111.65	1163.56	975.47	976.30	974.55	975.60
01/10/2012	DRY	1164.23	-	-	-	-	-	-
01/30/2012	-	-	1113.75	1168.52	975.28	DRY	972.84	973.88
04/11/2012	-	-	1115.56	1172.85	972.63	DRY	972.36	972.87
05/14/2012	-	-	1116.58	1174.66	972.62	DRY	972.24	973.11
06/26/2012	-	-	-	-	972.21	DRY	971.79	972.59
08/06/2012	-	-	1119.09	1178.19	971.69	DRY	971.28	972.13
08/14/2012	DRY	1176.22	-	-	-	-	-	-
11/12/2012	DRY	1177.19	1120.11	1179.07	971.16	DRY	970.62	971.08
02/05/2013	DRY	1176.78	1120.98	1179.01	971.90	DRY	971.22	971.79
05/13/2013	DRY	1175.82	1120.46	1177.52	969.94	DRY	969.13	970.18
08/12/2013	-	-	1119.75	1175.37	968.82	DRY	968.47	969.32
08/19/2013	DRY	1173.62	-	-	-	-	-	-
11/11/2013	DRY	1170.04	1117.69	1172.04	966.82	DRY	967.54	968.10
02/10/2014	-	-	1117.26	1170.26	967.03	DRY	966.08	966.81
02/13/2014	DRY	1168.71	-	-	-	-	-	-
05/05/2014	-	-	1109.39	1168.51	966.55	DRY	966.28	967.35
05/06/2014	DRY	1166.22	-	-	-	-	-	-
08/11/2014	DRY	1163.47	1114.39	1164.85	965.81	DRY	NA	NA
11/18/2014	DRY	1160.51	1112.79	1162.20	964.57	DRY	NA	NA
02/03/2015	DRY	1158.24	1111.75	1160.02	964.61	DRY	NA	NA
05/04/2015	DRY	-	1110.53	1157.78	964.86	DRY	NA	NA
07/20/2015	-	-	1109.58	1155.70	965.75	DRY	965.90	966.04

TABLE 4B
SINGLE AND NESTED MONITORING WELL INFORMATION
RIALTO GWTS PERCHLORATE AND VOC REMEDIATION
SAN BERNARDINO COUNTY, CALIFORNIA

WELL INFORMATION	N-1	N-1	N-2	N-2	N-3	N-3	N-4	N-4
AQUIFER ZONE	DEEP †	SHALLOW	DEEP †	SHALLOW	DEEP	SHALLOW	DEEP	SHALLOW
Coordinates of well:								
Northing	1875630.26	1875630.26	1877135.93	1877135.93	1875434.43	1875434.43	1877639.83	1877639.83
Easting	6739915.01	6739915.01	6738159.56	6738159.56	6738389.63	6738389.63	6736031.12	6736031.12
Elevation of well (feet above msl):								
Ground surface	1570.52	1570.52	1619.89	1619.89	1577.71	1577.71	1647.61	1647.61
Top of well casing	1569.74	1569.73	1619.16	1619.13	1577.31	1577.28	1647.10	1647.10
Original total depth of well (feet):	501	425	502	445	555	462	631	515
Original depth of screened interval (feet)	496-501	395-425	497-502	415-445	545-555	442-462	601-631	445-515
Depth to water from top of well casing (feet):								
11/11/2002	-	-	-	-	-	-	-	-
11/12/2002	-	-	-	-	-	-	-	-
12/31/2002	-	415.40	-	-	-	409.00	-	-
01/10/2003	-	-	-	-	-	-	-	-
01/28/2003	-	415.85	-	435.96	-	409.58	610.49	-
02/25/2003	-	-	-	-	-	-	-	-
02/26/2003	-	417.10	-	-	-	410.87	-	-
03/04/2003	-	-	-	-	-	-	-	-
03/26/2003	-	418.04	-	-	-	412.63	-	-
04/07/2003	-	-	-	-	-	-	-	-
04/29/2003	-	418.89	-	439.50	-	413.04	611.64	-
05/16/2003	444.78	419.35	-	-	550.81	413.46	-	-
05/23/2003	-	-	-	-	-	-	-	-
06/04/2003	-	-	-	-	-	-	-	-
06/18/2003	-	-	-	-	-	-	-	-
07/11/2003	-	-	-	-	-	-	-	-
07/25/2003	-	421.33	-	442.72	-	415.42	615.89	-
08/28/2003	-	-	-	-	-	-	-	-
08/29/2003	-	423.31	-	-	-	416.36	-	-
09/16/2003	-	422.86	-	-	-	416.86	-	-
09/17/2003	-	-	-	-	-	-	-	-
10/22/2003	-	-	-	-	-	-	-	-
10/23/2003	-	-	-	-	-	417.71	-	-
05/27/2004	-	DRY	433.78	DRY	DRY	BB	-	-
06/24/2004	-	DRY	-	DRY	DRY	424.77	625.93	-
06/28/2004	-	-	-	-	-	-	-	-
07/16/2004	-	DRY	434.06	DRY	DRY	426.33	624.45	-
08/24/2004	-	-	-	-	-	-	-	-
08/26/2004	-	DRY	455.19	DRY	DRY	426.27	625.47	-
09/15/2004	-	-	-	-	-	-	-	-
09/16/2004	-	DRY	455.21	DRY	DRY	426.53	626.13	-
10/06/2004	-	-	-	-	-	-	-	-
10/25/2004	499.25	DRY	456.14	DRY	DRY	425.27	DRY	-
11/18/2004	DRY	DRY	455.83	DRY	DRY	425.46	DRY	-
11/29/2004	-	-	-	-	-	-	-	-
12/14/2004	DRY	DRY	457.25	DRY	DRY	425.54	DRY	DRY
12/17/2004	-	-	-	-	-	-	-	-
01/10/2005	-	-	-	-	-	-	-	-
01/24/2005	DRY	DRY	458.70	DRY	DRY	428.97	DRY	DRY
02/18/2005	DRY	DRY	458.63	DRY	DRY	429.03	DRY	DRY
03/23/2005	DRY	DRY	460.12	DRY	DRY	429.86	DRY	DRY
03/28/2005	-	-	-	-	-	-	-	-
05/05/2005	-	-	-	-	-	-	-	-
06/03/2005	-	-	-	-	-	-	-	-
12/02/2005	496.52	DRY	460.78	DRY	DRY	430.18	DRY	DRY
01/03/2006	DRY	DRY	NM	NM	DRY	421.60	-	-
02/08/2006	496.35	DRY	433.14	431.84	DRY	430.37	DRY	DRY
03/15/2006	495.18	421.95	432.83	431.68	DRY	421.19	-	-
04/06/2006	492.51	417.86	425.10	426.90	DRY	419.86	-	-
04/27/2006	492.48	417.81	426.96	425.13	DRY	419.42	-	-
06/16/2006	496.19	416.74	426.61	424.63	DRY	408.08	-	-
07/25/2006	495.02	415.76	425.30	423.59	DRY	406.92	-	-
08/04/2006	495.07	415.78	423.77	421.05	DRY	404.52	-	-
08/23/2006	493.12	411.40	422.80	420.65	DRY	402.59	-	-
11/14/2006	493.02	408.90	419.57	417.59	DRY	401.84	-	-
02/12/2007	489.82	405.64	415.01	413.03	DRY	397.95	-	-
05/21/2007	-	-	412.98	410.45	DRY	394.31	-	-
06/15/2007	481.99	402.02	-	-	-	-	-	-
08/17/2007	481.58	401.18	413.79	410.96	-	-	DRY	402.20
08/24/2007	-	-	-	-	DRY	393.22	-	-
09/18/2007	-	-	414.30	411.76	-	-	-	-
11/20/2007	480.39	401.62	413.97	412.25	DRY	394.02	DRY	407.10
01/28/2008	491.07	402.28	418.23	415.21	DRY	395.71	DRY	410.26
05/05/2008	490.91	404.53	421.82	419.62	DRY	389.18	DRY	415.29
06/30/2008	-	-	-	-	-	-	-	-
07/21/2008	491.32	406.29	424.67	422.43	-	-	-	-
08/04/2008	491.32	406.64	425.20	422.96	DRY	391.49	DRY	419.82
09/05/2008	-	-	-	-	-	-	-	-
10/03/2008	-	-	-	-	-	-	-	-
10/21/2008	-	-	-	-	-	-	-	-
10/31/2008	491.23	409.19	428.81	426.62	DRY	404.88	DRY	424.13
12/10/2008	-	-	-	-	-	-	-	-

TABLE 4B (CONT'D)
SINGLE AND NESTED MONITORING WELL INFORMATION
RIALTO GWTS PERCHLORATE AND VOC REMEDIATION
SAN BERNARDINO COUNTY, CALIFORNIA

WELL INFORMATION	N-1	N-1	N-2	N-2	N-3	N-3	N-4	N-4
AQUIFER ZONE	DEEP †	SHALLOW	DEEP †	SHALLOW	DEEP	SHALLOW	DEEP	SHALLOW
Depth to water from top of well casing (feet) (cont'd):								
01/08/2009	-	-	-	-	-	-	-	-
02/06/2009	492.69	411.75	431.91	429.92	DRY	406.24	DRY	-
03/10/2009	-	-	-	-	-	-	-	-
03/27/2009	-	-	-	-	-	-	-	429.04
04/20/2009	-	-	-	-	-	-	-	-
04/23/2009	-	-	-	-	-	-	-	-
05/04/2009	492.90	413.94	434.10	432.10	DRY	408.75	DRY	432.30
06/10/2009	-	-	-	-	-	-	-	-
07/07/2009	-	-	-	-	-	-	-	-
07/28/2009	-	-	-	-	-	-	-	-
08/03/2009	492.67	415.81	436.29	434.33	DRY	410.70	DRY	433.61
09/15/2009	-	-	-	-	-	-	-	-
10/07/2009	-	-	-	-	-	-	-	-
11/02/2009	493.34	417.78	440.80	438.55	DRY	413.25	DRY	434.58
11/11/2009	-	-	-	-	-	-	-	-
12/02/2009	-	-	-	-	-	-	-	-
01/06/2010	-	-	-	-	-	-	-	-
02/08/2010	494.34	420.34	441.56	439.42	DRY	415.29	DRY	437.57
04/07/2010	-	-	-	-	-	-	-	-
05/17/2010	494.70	422.40	444.36	442.46	DRY	417.47	DRY	440.66
07/14/2010	-	-	-	-	-	-	-	-
08/09/2010	497.71	424.06	446.14	444.17	DRY	418.56	DRY	442.73
10/19/2010	-	-	-	-	-	-	-	-
11/04/2010	495.13	DRY	448.03	DRY	DRY	420.03	DRY	444.65
01/10/2011	-	-	-	-	-	-	-	-
02/07/2011	495.65	DRY	450.08	DRY	DRY	422.51	DRY	445.44
03/04/2011	-	-	-	-	-	-	-	-
04/05/2011	-	-	-	-	-	-	-	-
05/23/2011	495.15	DRY	450.72	DRY	DRY	423.50	DRY	444.14
06/23/2011	-	DRY	450.52	DRY	DRY	423.78	DRY	443.28
07/13/2011	-	-	-	-	-	-	-	-
08/15/2011	495.39	DRY	450.71	DRY	DRY	423.60	DRY	444.04
09/15/2011	-	-	-	-	-	-	-	-
11/14/2011	495.43	DRY	447.16	445.20	DRY	422.11	DRY	430.32
12/16/2011	-	-	-	442.84	-	-	-	-
01/30/2012	495.31	DRY	441.34	439.32	DRY	418.81	DRY	419.95
03/21/2012	-	-	-	-	-	-	-	419.78
04/11/2012	494.86	423.03	436.65	434.39	DRY	414.92	DRY	411.78
05/14/2012	494.47	422.63	434.99	432.71	DRY	413.14	DRY	378.51
08/06/2012	494.03	418.86	431.80	429.38	DRY	409.55	DRY	415.11
11/12/2012	494.05	416.80	431.38	428.91	DRY	407.87	DRY	417.00
02/05/2013	493.21	415.74	431.46	429.14	DRY	407.30	DRY	381.06‡
05/13/2013	493.56	416.32	433.53	431.18	DRY	408.57	DRY	424.03
08/12/2013	493.38	417.41	435.81	433.48	DRY	410.00	DRY	427.28
11/11/2013	495.22	418.98	437.30	436.16	DRY	411.08	DRY	429.31
02/10/2014	494.00	420.95	440.76	439.10	DRY	415.69	DRY	383.42‡
03/05/2014	-	-	-	-	-	-	-	430.38
05/05/2014	492.11	421.08	443.60	441.85	DRY	415.88	DRY	384.11‡
08/11/2014	494.31	DRY	447.51	445.20	DRY	419.44	DRY	436.94
11/18/2014	494.77	DRY	450.44	DRY	DRY	503.85‡	DRY	456.23‡
12/04/2014	-	-	-	-	-	422.62	-	428.91
02/02/2015	494.98	DRY	452.64	DRY	DRY	424.18	DRY	440.51
05/04/2015	494.75	DRY	455.00	DRY	DRY	426.22	DRY	437.93
07/20/2015	494.83	DRY	456.88	DRY	DRY	428.11	DRY	431.59
Elevation of water surface (feet above msl):								
11/11/2002	-	-	-	-	-	-	-	-
11/12/2002	-	-	-	-	-	-	-	-
12/31/2002	-	1154.33	-	-	-	1168.28	-	-
01/10/2003	-	-	-	-	-	-	-	-
01/28/2003	-	1153.88	-	1183.17	-	1167.70	1036.61	-
02/25/2003	-	-	-	-	-	-	-	-
02/26/2003	-	1152.63	-	-	-	1166.41	-	-
03/04/2003	-	-	-	-	-	-	-	-
03/26/2003	-	1151.69	-	-	-	1164.65	-	-
04/07/2003	-	-	-	-	-	-	-	-
04/29/2003	-	1150.84	-	1179.63	-	1164.24	1035.46	-
05/16/2003	1124.96	1150.38	-	-	1026.50	1163.82	-	-
05/23/2003	-	-	-	-	-	-	-	-
06/04/2003	-	-	-	-	-	-	-	-
06/18/2003	-	-	-	-	-	-	-	-
07/11/2003	-	-	-	-	-	-	-	-
07/25/2003	-	1148.4	-	1176.41	-	1161.86	1031.21	-
08/28/2003	-	-	-	-	-	-	-	-
08/29/2003	-	1146.42	-	-	-	1160.92	-	-
09/16/2003	-	1146.87	-	-	-	1160.42	-	-
09/17/2003	-	-	-	-	-	-	-	-
10/22/2003	-	-	-	-	-	-	-	-
10/23/2003	-	-	-	-	-	1159.57	-	-
05/27/2004	-	DRY	1185.38	DRY	DRY	-	-	-
06/24/2004	-	DRY	-	DRY	DRY	1152.51	1021.17	-
06/28/2004	-	-	-	-	-	-	-	-
07/16/2004	-	DRY	1185.10	DRY	DRY	1150.95	1022.65	-
08/24/2004	-	-	-	-	-	-	-	-
08/26/2004	-	DRY	1163.97	DRY	DRY	1151.01	1021.63	-
09/15/2004	-	-	-	-	-	-	-	-
09/16/2004	-	DRY	1163.95	DRY	DRY	1150.75	1020.97	-
10/06/2004	-	-	-	-	-	-	-	-
10/25/2004	1070.49	DRY	1163.02	DRY	DRY	1152.01	DRY	-
11/18/2004	DRY	DRY	1163.33	DRY	DRY	1151.82	DRY	-

TABLE 4B (CONT'D)
SINGLE AND NESTED MONITORING WELL INFORMATION
RIALTO GWTS PERCHLORATE AND VOC REMEDIATION
SAN BERNARDINO COUNTY, CALIFORNIA

WELL INFORMATION	N-1	N-1	N-2	N-2	N-3	N-3	N-4	N-4
AQUIFER ZONE	DEEP †	SHALLOW	DEEP †	SHALLOW	DEEP	SHALLOW	DEEP	SHALLOW
Elevation of water surface (feet above msl) (cont'd):								
11/29/2004	-	-	-	-	-	-	-	-
12/14/2004	DRY	DRY	1161.91	DRY	DRY	1151.74	DRY	DRY
12/17/2004	-	-	-	-	-	-	-	-
01/10/2005	-	-	-	-	-	-	-	-
01/24/2005	DRY	DRY	1160.46	DRY	DRY	1148.31	DRY	DRY
02/18/2005	DRY	DRY	1160.53	DRY	DRY	1148.25	DRY	DRY
03/23/2005	DRY	DRY	1159.04	DRY	DRY	1147.42	DRY	DRY
03/28/2005	-	-	-	-	-	-	-	-
05/05/2005	-	-	-	-	-	-	-	-
06/03/2005	-	-	-	-	-	-	-	-
12/02/2005	1073.22	DRY	1158.38	DRY	DRY	1147.10	DRY	DRY
01/03/2006	DRY	DRY	-	-	DRY	1155.68	-	-
02/08/2006	1073.39	DRY	1186.02	1187.29	DRY	1146.91	DRY	DRY
03/15/2006	1074.56	1147.78	1186.33	1187.45	DRY	1156.09	-	-
04/06/2006	1077.23	1151.87	1194.06	1192.23	DRY	1157.42	-	-
04/27/2006	1077.26	1151.92	1192.20	1194.00	DRY	1157.86	-	-
06/16/2006	1073.55	1152.99	1192.55	1194.50	DRY	1169.20	-	-
07/25/2006	1074.72	1153.97	1193.86	1195.54	DRY	1170.36	-	-
08/04/2006	1074.67	1153.95	1195.39	1198.08	DRY	1172.76	-	-
08/23/2006	1076.62	1158.33	1196.36	1198.48	DRY	1174.69	-	-
11/14/2006	1076.72	1160.83	1199.59	1201.54	DRY	1175.44	-	-
02/12/2007	1079.92	1164.09	1204.15	1206.10	DRY	1179.33	-	-
05/21/2007	-	-	1206.18	1208.68	DRY	1182.97	-	-
06/15/2007	1087.75	1167.71	-	-	-	-	-	-
08/17/2007	1088.16	1168.55	1205.37	1208.17	-	-	DRY	1244.90
08/24/2007	-	-	-	-	DRY	1184.06	-	-
09/18/2007	-	-	1204.86	1207.37	-	-	-	-
11/20/2007	1089.35	1168.11	1205.19	1206.88	DRY	1183.26	DRY	1240.00
01/28/2008	1078.67	1167.45	1200.93	1203.92	DRY	1181.57	DRY	1236.84
05/05/2008	1078.83	1165.20	1197.34	1199.51	DRY	1188.10	DRY	1231.81
06/30/2008	-	-	-	-	-	-	-	-
07/21/2008	1078.42	1163.44	1194.49	1196.70	-	-	-	-
08/04/2008	1078.42	1163.09	1193.96	1196.17	DRY	1185.79	DRY	1227.28
09/05/2008	-	-	-	-	-	-	-	-
10/03/2008	-	-	-	-	-	-	-	-
10/21/2008	-	-	-	-	-	-	-	-
10/31/2008	1078.51	1160.54	1190.35	1192.51	DRY	1172.40	DRY	1222.97
12/10/2008	-	-	-	-	-	-	-	-
01/08/2009	-	-	-	-	-	-	-	-
02/06/2009	1077.05	1157.98	1187.25	1189.21	DRY	1171.04	DRY	-
03/10/2009	-	-	-	-	-	-	-	-
03/27/2009	-	-	-	-	-	-	-	1218.06
04/20/2009	-	-	-	-	-	-	-	-
04/23/2009	-	-	-	-	-	-	-	-
05/04/2009	1076.84	1155.79	1185.06	1187.03	DRY	1168.53	DRY	1214.80
06/10/2009	-	-	-	-	-	-	-	-
07/07/2009	-	-	-	-	-	-	-	-
07/28/2009	-	-	-	-	-	-	-	-
08/03/2009	1077.07	1153.92	1182.87	1184.8	DRY	1166.58	DRY	1213.49
09/15/2009	-	-	-	-	-	-	-	-
10/07/2009	-	-	-	-	-	-	-	-
11/02/2009	1076.40	1151.95	1178.36	1180.58	DRY	1164.03	DRY	1212.52
11/11/2009	-	-	-	-	-	-	-	-
12/02/2009	-	-	-	-	-	-	-	-
01/06/2010	-	-	-	-	-	-	-	-
02/08/2010	1075.40	1149.39	1177.60	1179.71	DRY	1161.99	DRY	1209.53
04/07/2010	-	-	-	-	-	-	-	-
05/17/2010	1075.04	1147.33	1174.80	1176.67	DRY	1159.81	DRY	1206.44
07/14/2010	-	-	-	-	-	-	-	-
08/09/2010	1072.03	1145.67	1173.02	1174.96	DRY	1158.72	DRY	1204.37
10/19/2010	-	-	-	-	-	-	-	-
11/04/2010	1074.61	DRY	1171.13	DRY	DRY	1157.25	DRY	1202.45
01/10/2011	-	-	-	-	-	-	-	-
02/07/2011	1074.09	DRY	1169.08	DRY	DRY	1154.77	DRY	1201.66
03/04/2011	-	-	-	-	-	-	-	-
04/05/2011	-	-	-	-	-	-	-	-
05/23/2011	1074.59	DRY	1168.44	DRY	DRY	1153.78	DRY	1202.96
06/23/2011	-	DRY	1168.64	DRY	DRY	1153.50	DRY	1203.82
07/13/2011	-	-	-	-	-	-	-	-
08/15/2011	1074.35	DRY	1168.45	DRY	DRY	1153.68	DRY	1203.06
09/15/2011	-	-	-	-	-	-	-	-
11/14/2011	1074.31	DRY	1172.00	1173.93	DRY	1155.17	DRY	1216.78
12/16/2011	-	-	-	1176.29	-	-	-	-
01/30/2012	1074.43	DRY	1177.82	1179.81	DRY	1158.47	DRY	1227.15
03/21/2012	-	-	-	-	-	-	-	1227.32
04/11/2012	1074.88	1146.70	1182.51	1184.74	-	1162.36	-	1235.32
05/14/2012	1075.27	1147.10	1184.17	1186.42	-	1164.14	-	1268.59‡
08/06/2012	1075.71	1150.87	1187.36	1189.75	-	1167.73	-	1231.99
11/12/2012	1075.69	1152.93	1187.78	1190.22	DRY	1169.41	DRY	1230.10
02/05/2013	1076.53	1153.99	1187.70	1189.99	DRY	1169.98	DRY	1266.04‡
05/13/2013	1076.18	1153.41	1185.63	1187.95	DRY	1168.71	DRY	1223.07
08/12/2013	1076.36	1152.32	1183.35	1185.65	DRY	1167.28	DRY	1219.82
11/11/2013	1074.52	1150.75	1181.86	1182.97	DRY	1166.20	DRY	1217.79
02/10/2014	1075.74	1148.78	1178.40	1180.03	DRY	1161.59	DRY	1263.68‡
03/05/2014	-	-	-	-	-	-	-	1216.72
05/05/2014	1077.63	1148.65	1175.56	1177.28	DRY	1161.40	DRY	1262.99‡
08/11/2014	1075.43	DRY	1171.65	1173.93	DRY	1157.84	DRY	1210.16
11/18/2014	1074.97	DRY	1168.72	-	DRY	1073.43‡	DRY	1190.87‡
12/04/2014	-	-	-	-	-	1154.66	-	1218.19
02/02/2015	1074.76	DRY	1166.52	DRY	DRY	1153.10	DRY	1206.59
05/04/2015	1074.99	DRY	1164.16	DRY	DRY	1151.06	DRY	1209.17
07/20/2015	1074.91	DRY	1162.28	DRY	DRY	1149.17	DRY	1215.51

TABLE 4C
SINGLE AND NESTED MONITORING WELL INFORMATION
RIALTO GWTS PERCHLORATE AND VOC REMEDIATION
SAN BERNARDINO COUNTY, CALIFORNIA

WELL INFORMATION	N-5	N-6	N-6	N-7	N-7	N-8	N-8	N-9	N-9
AQUIFER ZONE	SHALLOW	DEEP	SHALLOW	DEEP	SHALLOW	DEEP	SHALLOW	DEEP	SHALLOW
Coordinates of well:									
Northing	1875702.57	1874309.93	1874309.93	1873429.51	1873429.51	1874148.76	1874148.76	1873019.80	1873019.80
Easting	6737491.37	6740360.51	6740360.51	6737510.16	6737510.16	6738972.34	6738972.34	6739715.11	6739715.11
Elevation of well (feet above msl):									
Ground surface	1590.62	1539.23	1539.23	1538.69	1538.69	1544.23	1544.23	1515.34	1515.34
Top of well casing	1593.61	1538.91	1538.92	1541.32	1541.26	1544.28	1544.28	1514.92	1514.92
Original total depth of well (feet):	472	534	432	530	410	527	461	530	470
Original depth of screened interval (feet	372-402, 442-472	524-534	412-422, 427-432	520-530	375-395, 405-410	517-527	446-461	520-530	460-470
Depth to water from top of well casing (feet):									
11/11/2002	406.90								
11/12/2002	-								
12/31/2002	411.49								
01/10/2003	-								
01/28/2003	410.29								
02/25/2003	-								
02/26/2003	411.46								
03/04/2003	-								
03/26/2003	415.17								
04/07/2003	-								
04/29/2003	414.09			513.00	383.99	520.23	398.95		
05/16/2003	414.30	514.00	-	-	-	523.29	400.24	497.24	417.39
05/23/2003	-	-	-	-	-	-	-	-	-
06/04/2003	-	-	-	-	-	-	-	-	-
06/18/2003	-	-	-	520.51	388.63	519.63	408.76	-	-
07/11/2003	-	-	-	-	-	-	-	-	-
07/25/2003	-	-	412.57	-	389.71	-	410.12	-	-
08/28/2003	-	-	-	-	-	-	-	-	-
08/29/2003	-	-	413.45	-	391.00	-	411.85	-	-
09/16/2003	-	-	413.62	-	392.14	-	412.23	-	-
09/17/2003	-	-	-	-	-	-	-	-	-
10/22/2003	-	-	-	-	-	-	-	-	-
10/23/2003	-	-	414.59	-	392.62	-	416.63	-	-
05/27/2004	427.51	-	418.18	-	-	DRY	416.85	502.41	DRY
06/24/2004	427.90	521.60	420.80	525.72	399.82	DRY	417.61	501.99	DRY
06/28/2004	-	-	-	-	-	-	-	-	-
07/16/2004	428.08	521.63	419.60	525.90	400.32	DRY	418.03	502.95	DRY
08/24/2004	-	-	-	-	-	-	-	-	-
08/26/2004	429.18	520.91	420.33	526.74	401.34	DRY	418.94	502.92	DRY
09/15/2004	-	-	-	-	-	-	-	-	-
09/16/2004	429.63	520.85	420.23	526.21	401.17	DRY	419.13	504.13	DRY
10/06/2004	-	-	-	-	-	-	-	-	-
10/25/2004	430.25	521.86	418.12	DRY	401.97	DRY	419.91	506.24	DRY
11/18/2004	430.19	DRY	418.79	DRY	402.21	DRY	419.82	506.73	DRY
11/29/2004	-	-	-	-	-	-	-	-	-
12/14/2004	430.24	DRY	419.08	DRY	404.10	DRY	419.96	508.42	DRY
12/17/2004	-	-	-	-	-	-	-	-	-
01/10/2005	-	-	-	-	-	-	-	-	-
01/24/2005	430.28	DRY	424.32	DRY	406.69	DRY	420.04	518.44	DRY
02/18/2005	432.16	DRY	424.60	DRY	DRY	DRY	415.87	517.84	DRY
03/23/2005	429.06	DRY	425.10	DRY	406.27	DRY	417.02	511.45	DRY
03/28/2005	-	-	-	-	-	-	-	-	-
05/05/2005	-	-	-	-	-	DRY	417.82	508.71	DRY
06/03/2005	-	-	-	-	-	-	-	-	-
12/02/2005	429.61	DRY	423.78	DRY	403.69	DRY	416.38	511.58	DRY
01/03/2006	418.91	DRY	422.12	DRY	399.76	DRY	414.99	511.35	DRY
02/08/2006	413.73	DRY	423.63	DRY	403.40	DRY	415.89	511.28	DRY
03/15/2006	413.61	DRY	421.83	DRY	395.78	DRY	410.81	511.08	DRY
04/06/2006	409.55	DRY	413.90	DRY	395.46	DRY	405.98	506.90	DRY
04/27/2006	408.00	DRY	415.36	DRY	395.40	DRY	407.13	506.93	DRY
06/16/2006	407.21	DRY	412.48	DRY	388.24	DRY	406.17	510.26	DRY
07/25/2006	406.02	DRY	411.09	DRY	387.07	DRY	404.82	509.11	DRY
08/04/2006	403.27	DRY	411.18	-	-	DRY	401.61	509.18	DRY
08/23/2006	402.70	DRY	409.50	DRY	386.21	DRY	399.80	507.12	DRY
11/14/2006	399.62	DRY	406.78	DRY	387.11	DRY	398.34	511.84	DRY
02/12/2007	394.80	DRY	403.88	DRY	374.13	DRY	395.24	512.70	DRY
05/21/2007	391.70	518.40	400.83	DRY	370.23	DRY	392.00	513.30	DRY
06/15/2007	-	-	-	-	-	-	-	-	-
08/17/2007	391.74	DRY	398.95	DRY	368.84	DRY	390.34	511.93	DRY
08/24/2007	-	-	-	-	-	-	-	-	-
09/18/2007	-	-	-	-	-	-	-	-	-
11/20/2007	393.95	DRY	398.10	DRY	369.36	DRY	390.07	514.73	DRY
01/28/2008	395.91	DRY	398.49	DRY	370.76	DRY	386.94	514.86	DRY
05/05/2008	398.91	DRY	399.54	DRY	372.93	DRY	389.53	513.50	DRY
06/30/2008	-	-	-	-	-	-	-	-	-
07/21/2008	-	-	-	-	-	-	-	513.40	-
08/04/2008	399.12	DRY	400.93	DRY	373.93	DRY	390.05	513.23	DRY
09/05/2008	-	-	-	-	-	-	-	-	-
10/03/2008	-	-	-	-	-	-	-	-	-
10/21/2008	-	-	-	-	-	-	-	-	-
10/31/2008	404.92	DRY	402.81	DRY	376.84	DRY	390.00	516.31	DRY
12/10/2008	-	-	-	-	-	-	-	-	-

TABLE 4C (CONT'D)
SINGLE AND NESTED MONITORING WELL INFORMATION
RIALTO GWTS PERCHLORATE AND VOC REMEDIATION
SAN BERNARDINO COUNTY, CALIFORNIA

WELL INFORMATION	N-5	N-6	N-6	N-7	N-7	N-8	N-8	N-9	N-9
AQUIFER ZONE	SHALLOW	DEEP	SHALLOW	DEEP	SHALLOW	DEEP	SHALLOW	DEEP	SHALLOW
Depth to water from top of well casing (feet) (cont'd):									
01/08/2009	-	-	-	-	-	-	-	-	-
02/06/2009	408.37	DRY	404.67	DRY	379.77	DRY	396.08	518.50	DRY
03/10/2009	-	-	-	-	-	-	-	-	-
03/27/2009	-	-	-	-	-	-	-	-	-
04/20/2009	-	-	-	-	-	-	-	-	-
04/23/2009	-	-	-	-	-	-	-	-	-
05/04/2009	411.01	DRY	406.72	DRY	381.77	DRY	398.06	519.85	DRY
06/10/2009	-	-	-	-	-	-	-	-	-
07/07/2009	-	-	-	-	-	-	-	-	-
07/28/2009	-	-	-	-	-	-	-	-	-
08/03/2009	414.24	DRY	408.21	DRY	383.50	DRY	400.03	518.23	DRY
09/15/2009	-	-	-	-	-	-	-	-	-
10/07/2009	-	-	-	-	-	-	-	-	-
11/02/2009	415.35	DRY	410.45	DRY	384.87	DRY	401.79	523.60	DRY
11/11/2009	-	-	-	-	-	-	-	-	-
12/02/2009	-	-	-	-	-	-	-	-	-
01/06/2010	-	-	-	-	-	-	-	-	-
02/08/2010	417.65	DRY	411.40	DRY	386.99	DRY	403.58	524.15	DRY
04/07/2010	-	-	-	-	-	-	-	-	-
05/17/2010	419.62	DRY	414.05	DRY	386.47	DRY	405.37	DRY	DRY
07/14/2010	-	-	-	-	-	-	-	-	-
08/09/2010	420.79	DRY	415.21	DRY	387.77	DRY	406.97	DRY	DRY
10/19/2010	-	-	-	-	-	-	-	-	-
11/04/2010	422.73	DRY	416.67	DRY	390.04	DRY	407.73	DRY	DRY
01/10/2011	-	-	-	-	-	-	-	-	-
02/07/2011	425.10	DRY	418.22	DRY	392.04	DRY	408.00	DRY	DRY
03/04/2011	-	-	-	-	-	-	-	-	-
04/05/2011	-	-	-	-	-	-	-	-	-
05/23/2011	425.34	DRY	419.27	DRY	390.23	DRY	408.93	DRY	DRY
06/23/2011	425.18	DRY	419.16	DRY	390.46	DRY	409.28	DRY	DRY
07/13/2011	-	-	-	-	-	-	-	-	-
08/15/2011	425.21	DRY	419.88	DRY	391.43[a]	DRY	409.82	DRY	DRY
09/15/2011	-	-	-	-	-	-	-	-	-
11/14/2011	422.25	DRY	419.57	DRY	391.00	DRY	409.13	DRY	DRY
01/30/2012	416.99	DRY	417.93	DRY	388.17	DRY	407.40	DRY	DRY
04/11/2012	411.78	DRY	416.51	DRY	384.50	DRY	404.68	DRY	DRY
05/14/2012	409.87	521.41	415.50	DRY	383.00	DRY	403.26	DRY	DRY
08/06/2012	407.07	DRY	412.87	DRY	379.46	DRY	400.15	DRY	DRY
11/12/2012	406.49	DRY	410.63	DRY	378.40	DRY	398.08	DRY	DRY
02/05/2013	406.70	DRY	409.32	DRY	378.61	-	397.03	DRY	DRY
03/29/2013	-	-	-	-	379.12	-	-	-	-
05/13/2013	408.68	-	409.34	-	379.57	-	396.73	-	-
08/12/2013	411.10	DRY	410.20	DRY	381.52	DRY	397.59	DRY	DRY
11/11/2013	413.62	DRY	411.68	DRY	383.05	DRY	398.61	DRY	DRY
02/10/2014	409.80	DRY	414.35	DRY	382.73	DRY	400.12	DRY	DRY
05/05/2014	410.12	DRY	414.47	DRY	387.24	DRY	402.33	DRY	DRY
08/11/2014	422.23	DRY	415.08	DRY	390.23	DRY	404.74	DRY	DRY
11/18/2014	425.16	DRY	417.35	DRY	393.03	DRY	406.98	DRY	DRY
02/02/2015	427.12	DRY	418.71	DRY	396.77	DRY	408.48	DRY	DRY
05/04/2015	428.83	DRY	420.03	DRY	400.00	DRY	410.31	DRY	DRY
07/20/2015	431.46	DRY	421.76	DRY	382.06	DRY	411.97	DRY	DRY
Elevation of water surface (feet above msl):									
11/11/2002	1183.72								
11/12/2002	-								
12/31/2002	1182.12								
01/10/2003	-								
01/28/2003	1183.32								
02/25/2003	-								
02/26/2003	1182.15								
03/04/2003	-								
03/26/2003	1178.44								
04/07/2003	-								
04/29/2003	1179.52			1025.69	1154.70	1024.00	1145.28		
05/16/2003	1179.31	1025.23	-	-	-	1020.94	1143.99	1018.1	1097.95
05/23/2003	-	-	-	-	-	-	-	-	-
06/04/2003	-	-	-	-	-	-	-	-	-
06/18/2003	-	-	-	1018.18	1152.63	-	1135.52	-	-
07/11/2003	-	-	-	-	-	-	-	-	-
07/25/2003	-	-	1126.35	-	1151.55	-	1134.16	-	-
08/28/2003	-	-	-	-	-	-	-	-	-
08/29/2003	-	-	1125.47	-	1150.26	-	1132.43	-	-
09/16/2003	-	-	1125.30	-	1149.12	-	1132.05	-	-
09/17/2003	-	-	-	-	-	-	-	-	-
10/22/2003	-	-	-	-	-	-	-	-	-
10/23/2003	-	-	1124.33	-	1148.64	-	1127.65	-	-
05/27/2004	1166.10	-	1120.74	-	-	DRY	1127.43	1012.51	DRY
06/24/2004	1165.71	1017.31	1118.12	1015.60	1141.44	DRY	1126.67	1012.93	DRY
06/28/2004	-	-	-	-	-	-	-	-	-
07/16/2004	1165.53	1017.28	1119.32	1015.42	1140.94	DRY	1126.25	1011.97	DRY
08/24/2004	-	-	-	-	1139.92	DRY	1125.34	-	-
08/26/2004	1164.43	1018.0	1118.59	1014.58	-	-	-	1012.00	DRY
09/15/2004	-	-	-	-	-	-	-	-	-
09/16/2004	1163.98	1018.06	1118.69	1015.11	1140.09	DRY	1125.15	1010.79	DRY
10/06/2004	-	-	-	-	-	-	-	-	-

TABLE 4C (CONT'D)
SINGLE AND NESTED MONITORING WELL INFORMATION
RIALTO GWTS PERCHLORATE AND VOC REMEDIATION
SAN BERNARDINO COUNTY, CALIFORNIA

WELL INFORMATION	N-5	N-6	N-6	N-7	N-7	N-8	N-8	N-9	N-9
AQUIFER ZONE	SHALLOW	DEEP	SHALLOW	DEEP	SHALLOW	DEEP	SHALLOW	DEEP	SHALLOW
Elevation of water surface (feet above msl) (cont'd):									
10/25/2004	1163.36	1017.05	1120.80	DRY	1139.29	DRY	1124.37	1008.68	DRY
11/18/2004	1163.42	DRY	1120.13	DRY	1139.05	DRY	1124.46	1008.19	DRY
11/29/2004	-	-	-	-	-	-	-	-	-
12/14/2004	1163.37	DRY	1119.84	DRY	1137.16	DRY	1124.32	1006.50	DRY
12/17/2004	-	-	-	-	-	-	-	-	-
01/10/2005	-	-	-	-	-	-	-	-	-
01/24/2005	1163.33	DRY	1114.60	DRY	1134.57	DRY	1124.24	996.48	DRY
02/18/2005	1161.45	DRY	1114.32	DRY	DRY	DRY	1128.41	997.08	DRY
03/23/2005	1164.55	DRY	1113.82	DRY	1134.99	DRY	1127.26	1003.47	DRY
03/28/2005	-	-	-	-	-	-	-	-	-
05/05/2005	-	-	-	-	-	DRY	1126.46	1006.21	DRY
06/03/2005	-	-	-	-	-	-	-	-	-
12/02/2005	1164.00	DRY	1115.14	DRY	1137.57	DRY	1127.90	1003.34	DRY
01/03/2006	1174.70	DRY	1116.80	DRY	1141.50	DRY	1129.29	1003.57	DRY
02/08/2006	1179.88	DRY	1115.29	DRY	1137.86	DRY	1128.39	1003.64	DRY
03/15/2006	1180.00	DRY	1117.09	DRY	1145.48	DRY	1133.47	1003.84	DRY
04/06/2006	1184.06	DRY	1125.02	DRY	1145.80	DRY	1138.30	1008.02	DRY
04/27/2006	1185.61	DRY	1123.56	DRY	1145.86	DRY	1137.15	1007.99	DRY
06/16/2006	1186.40	DRY	1126.44	DRY	1153.02	DRY	1138.11	1004.66	DRY
07/25/2006	1187.59	DRY	1127.83	DRY	1154.19	DRY	1139.46	1005.81	DRY
08/04/2006	1190.34	DRY	1127.74	-	-	DRY	1142.67	1005.74	DRY
08/23/2006	1190.91	DRY	1129.42	DRY	1155.05	DRY	1144.48	1007.80	DRY
11/14/2006	1193.99	DRY	1132.14	DRY	1154.15	DRY	1145.94	1003.08	DRY
02/12/2007	1198.81	DRY	1135.04	DRY	1167.13	DRY	1149.04	1002.22	DRY
05/21/2007	1201.91	DRY	1138.09	DRY	1171.03	DRY	1152.28	1001.62	DRY
06/15/2007	-	-	-	-	-	-	-	-	-
08/17/2007	1201.87	DRY	1139.97	DRY	1172.42	DRY	1153.94	1002.99	DRY
08/24/2007	-	-	-	-	-	-	-	-	-
09/18/2007	-	-	-	-	-	-	-	-	-
11/20/2007	1199.66	DRY	1140.82	DRY	1171.90	DRY	1154.21	1000.19	DRY
01/28/2008	1197.70	DRY	1140.43	DRY	1170.50	DRY	1157.34	1000.06	DRY
05/05/2008	1194.70	DRY	1139.38	DRY	1168.33	DRY	1154.75	1001.42	DRY
06/30/2008	-	-	-	-	-	-	-	-	-
07/21/2008	-	-	-	-	-	-	-	1001.52	-
08/04/2008	1194.49	DRY	1137.99	DRY	1167.33	DRY	1154.23	1001.69	DRY
09/05/2008	-	-	-	-	-	-	-	-	-
10/03/2008	-	-	-	-	-	-	-	-	-
10/21/2008	-	-	-	-	-	-	-	-	-
10/31/2008	1188.69	DRY	1136.11	DRY	1164.42	DRY	1154.28	998.61	DRY
12/10/2008	-	-	-	-	-	-	-	-	-
01/08/2009	-	-	-	-	-	-	-	-	-
02/06/2009	1185.24	DRY	1134.25	DRY	1161.49	DRY	1148.20	996.42	DRY
03/10/2009	-	-	-	-	-	-	-	-	-
03/27/2009	-	-	-	-	-	-	-	-	-
04/20/2009	-	-	-	-	-	-	-	-	-
04/23/2009	-	-	-	-	-	-	-	-	-
05/04/2009	1182.60	DRY	1132.20	DRY	1159.49	DRY	1146.22	995.07	DRY
06/10/2009	-	-	-	-	-	-	-	-	-
07/07/2009	-	-	-	-	-	-	-	-	-
07/28/2009	-	-	-	-	-	-	-	-	-
08/03/2009	1179.37	DRY	1130.71	DRY	1157.76	DRY	1144.25	996.69	DRY
09/15/2009	-	-	-	-	-	-	-	-	-
10/07/2009	-	-	-	-	-	-	-	-	-
11/02/2009	1178.26	DRY	1128.47	DRY	1156.39	DRY	1142.49	991.32	DRY
11/11/2009	-	-	-	-	-	-	-	-	-
12/02/2009	-	-	-	-	-	-	-	-	-
01/06/2010	-	-	-	-	-	-	-	-	-
02/08/2010	1175.96	DRY	1127.52	DRY	1154.27	DRY	1140.70	990.77	DRY
04/07/2010	-	-	-	-	-	-	-	-	-
05/17/2010	1173.99	DRY	1124.87	DRY	1154.79	DRY	1138.91	DRY	DRY
07/14/2010	-	-	-	-	-	-	-	-	-
08/09/2010	1172.82	DRY	1123.71	DRY	1153.49	DRY	1137.31	DRY	DRY
10/19/2010	-	-	-	-	-	-	-	-	-
11/04/2010	1170.88	DRY	1122.25	DRY	1151.22	DRY	1136.55	DRY	DRY
01/10/2011	-	-	-	-	-	-	-	-	-
02/07/2011	1168.51	DRY	1120.70	DRY	1149.22	DRY	1136.28	DRY	DRY
03/04/2011	-	-	-	-	-	-	-	-	-
04/05/2011	-	-	-	-	-	-	-	-	-
05/23/2011	1168.27	DRY	1119.65	DRY	1151.03	DRY	1135.35	DRY	DRY
06/23/2011	1168.43	DRY	1119.76	DRY	1150.80	DRY	1135.00	DRY	DRY
07/13/2011	-	-	-	-	-	-	-	-	-
08/15/2011	1168.40	DRY	1119.04	DRY	1149.83	DRY	1134.46	DRY	DRY
09/15/2011	-	-	-	-	-	-	-	-	-
11/14/2011	1171.36	DRY	1119.35	DRY	1150.26	DRY	1135.15	DRY	DRY
01/30/2012	1176.62	DRY	1120.99	DRY	1153.09	DRY	1136.88	DRY	DRY
04/11/2012	1181.83	DRY	1122.41	DRY	1156.76	DRY	1139.60	DRY	DRY
05/14/2012	1183.74	DRY	1123.42	DRY	1158.26	DRY	1141.02	DRY	DRY
08/06/2012	1186.54	DRY	1126.05	DRY	1161.80	DRY	1144.13	DRY	DRY
11/12/2012	1187.12	DRY	1128.29	DRY	1162.86	DRY	1146.20	DRY	DRY
02/05/2013	1186.91	DRY	1129.60	DRY	1162.65	DRY	1147.25	DRY	DRY
03/29/2013	-	-	-	-	1162.14	-	-	-	-
05/13/2013	1184.93	-	1129.58	-	1161.69	-	1147.55	-	-
08/12/2013	1182.51	DRY	1128.72	DRY	1159.74	DRY	1146.69	DRY	DRY
11/11/2013	1179.99	DRY	1127.24	DRY	1158.21	DRY	1145.67	DRY	DRY
02/10/2014	1183.81	DRY	1124.57	DRY	1158.53	DRY	1144.16	DRY	DRY
05/05/2014	1183.49	DRY	1124.45	DRY	1154.02	DRY	1141.95	DRY	DRY
08/11/2014	1171.38	DRY	1123.84	DRY	1151.03	DRY	1139.54	DRY	DRY
11/18/2014	1168.45	DRY	1121.57	DRY	1148.23	DRY	1137.30	DRY	DRY
02/02/2015	1166.49	DRY	1120.21	DRY	1144.49	DRY	1135.80	DRY	DRY
05/04/2015	1164.78	DRY	1118.89	DRY	1141.26	DRY	1133.97	DRY	DRY
07/20/2015	1162.15	DRY	1117.16	DRY	1159.20	DRY	1132.31	DRY	DRY

TABLE 4D
SINGLE AND NESTED MONITORING WELL INFORMATION
RIALTO GWTS PERCHLORATE AND VOC REMEDIATION
SAN BERNARDINO COUNTY, CALIFORNIA

WELL INFORMATION	N-10	N-10	N-11	N-11	N-12	N-13	N-13	N-14	N-14
AQUIFER ZONE	DEEP	SHALLOW	DEEP	SHALLOW	SHALLOW	DEEP	SHALLOW	DEEP	SHALLOW
Coordinates of well:									
Northing	1871829.57	1871829.57	1871459.66	1871459.66	1872941.35	1871047.78	1871047.78	1869055.79	1869055.79
Easting	6741280.07	6741280.07	6742904.48	6742904.48	6739714.95	6740381.37	6740381.37	6742885.00	6742885.00
Elevation of well (feet above msl):									
Ground surface	1484.60	1484.60	1460.62	1460.62	1515.36	1471.15	1471.15		
Top of well casing	1484.20	1484.20	1460.35	1460.26	1515.03	1470.45	1470.70	1419.85	1420.00
Original total depth of well (feet):	556	435	495	413	438	570	388	580	438
Original depth of screened interval (feet):	546-556	405-435	460-495	403-413	428-438	560-570	368-388	560-580	408-438
Depth to water from top of well casing (feet):									
08/29/2003	466.85	400.52							
09/16/2003	467.64	400.95							
09/17/2003	-	-							
10/22/2003	-	-							
10/23/2003	-	-							
05/27/2004	469.60	403.27	449.31	387.85					
06/24/2004	470.33	404.13	440.05	387.92	402.57	459.52	379.68		
06/28/2004	-	-	-	-	-	-	-		
07/16/2004	471.03	404.28	440.10	387.99	403.09	459.60	379.71		
08/24/2004	-	-	-	-	-	-	-		
08/26/2004	471.95	404.32	452.07	392.04	404.14	461.23	382.47	417.03	415.41
09/15/2004	-	-	-	-	-	-	-	-	-
09/16/2004	472.68	405.14	454.21	392.23	404.01	462.80	383.16	416.91	415.36
10/06/2004	-	-	-	-	-	-	-	-	-
10/25/2004	471.46	405.97	452.67	396.45	402.35	461.53	381.74	415.81	417.66
11/18/2004	475.67	406.31	452.93	387.47	402.76	462.07	382.16	416.32	417.92
11/29/2004	-	-						-	-
12/14/2004	476.60	405.95	453.79	387.85	405.40	466.44	382.39	418.11	418.72
12/17/2004	-	-	-	-	-	-	-	-	-
01/10/2005	-	-	-	-	-	-	-	-	-
01/24/2005	476.81	406.30	454.61	388.47	405.83	465.81	383.04	417.99	418.57
02/18/2005	476.45	405.81	455.65	388.29	406.23	466.51	383.14	417.21	417.82
03/23/2005	479.30	408.39	456.32	388.86	408.61	467.46	383.55	418.42	418.26
03/28/2005	-	-	-	-	-	-	-	-	-
05/05/2005	478.53	407.21	457.30	389.55	408.56	468.04	384.19	419.11	418.86
06/03/2005	-	-	-	-	-	-	-	-	-
12/02/2005	479.78	409.45	458.46	391.08	408.19	468.84	385.50	420.93	420.19
01/03/2006	481.15	407.96	458.71	391.23	407.60	468.72	385.40	420.59	422.37
02/08/2006	480.99	408.93	458.31	391.53	407.95	467.53	386.05	419.63	418.35
03/15/2006	481.22	408.74	458.58	390.86	408.07	468.30	384.61	418.11	419.41
04/06/2006	476.03	408.11	-	-	400.90	467.88	383.50	418.81	419.10
04/27/2006	476.15	408.19	455.78	392.86	400.28	468.05	383.73	418.95	419.15
06/16/2006	481.48	406.16	460.02	391.26	402.62	468.11	382.17	420.62	421.05
07/25/2006	480.12	405.00	458.74	390.19	401.29	467.00	381.01	-	-
08/04/2006	480.36	405.07	461.12	392.30	398.01	467.23	381.11	422.79	422.19
08/23/2006	478.48	402.09	458.10	387.93	397.07	467.34	380.23	420.33	420.70
11/14/2006	480.21	400.64	459.50	387.20	394.10	469.83	378.27	423.78	422.94
02/12/2007	480.93	398.90	460.15	386.28	390.90	470.21	375.98	422.48	422.73
05/21/2007	481.16	397.04	460.41	385.29	387.52	471.05	373.46	422.70	423.06
06/15/2007	-	-	-	-	-	-	-	-	-
08/17/2007	480.75	395.91	460.74	384.70	385.18	469.58	364.98	425.12	424.33
08/24/2007	-	-	-	-	-	-	-	-	-
09/18/2007	480.90	395.51	-	-	-	-	-	-	-
11/20/2007	483.23	394.78	462.38	384.24	383.96	473.08	369.99	426.65	425.50
01/28/2008	482.83	394.70	462.23	384.12	383.76	471.97	369.42	424.27	424.56
05/05/2008	481.32	394.84	460.70	383.94	384.43	470.89	369.15	423.08	423.13
06/30/2008	-	-	-	-	-	-	-	423.73	423.96
07/21/2008	-	-	-	-	-	-	-	424.99	424.77
08/04/2008	481.75	395.38	461.63	384.45	385.38	471.88	369.43	423.56	423.40
09/05/2008	-	-	-	-	-	-	-	425.77	425.63
10/03/2008	-	-	-	-	-	-	-	-	-
10/21/2008	-	-	-	-	-	-	-	427.24	427.25
10/31/2008	484.24	396.19	463.78	385.16	386.84	473.91	370.15	427.65	427.63
12/10/2008	-	-	-	-	-	-	-	428.36	428.35
01/08/2009	-	-	-	-	-	-	-	428.22	428.53
02/06/2009	486.91	396.80	465.52	385.73	388.54	475.86	370.87	427.33	429.16
03/10/2009	-	-	-	-	-	-	-	428.99	429.33
03/27/2009	-	-	-	-	-	-	-	-	-
04/20/2009	-	-	-	-	-	-	-	-	-
04/23/2009	-	-	-	-	-	-	-	428.06	429.38
05/04/2009	487.85	397.80	466.85	386.50	390.40	478.20	371.72	431.12	429.96
06/10/2009	-	-	-	-	-	-	-	428.23	429.11
07/07/2009	-	-	-	-	-	-	-	-	-
07/28/2009	-	-	-	-	-	-	-	432.74	431.61
08/03/2009	487.54	398.63	467.91	387.43	391.82	477.19	373.16	432.98	431.82
09/15/2009	-	-	-	-	-	-	-	434.07	432.92
10/07/2009	-	-	-	-	-	-	-	434.74	433.38
11/02/2009	490.81	400.19	470.05	388.19	393.99	480.82	374.30	-	-
11/11/2009	-	-	-	-	-	-	-	435.74	434.16

TABLE 4D (CONT'D)
SINGLE AND NESTED MONITORING WELL INFORMATION
RIALTO GWTS PERCHLORATE AND VOC REMEDIATION
SAN BERNARDINO COUNTY, CALIFORNIA

WELL INFORMATION	N-10	N-10	N-11	N-11	N-12	N-13	N-13	N-14	N-14
AQUIFER ZONE	DEEP	SHALLOW	DEEP	SHALLOW	SHALLOW	DEEP	SHALLOW	DEEP	SHALLOW
Depth to water from top of well casing (feet) (cont'd):									
12/02/2009	-	-	-	-	-	-	-	436.38	435.06
01/06/2010	-	-	-	-	-	-	-	-	-
02/08/2010	492.20	400.29	471.27	388.33	394.78	483.00	375.39	436.95	435.68
04/07/2010	-	-	-	-	-	-	-	-	-
05/17/2010	495.31	402.08	474.38	389.85	397.24	485.49	376.75	439.43	DRY
07/14/2010	-	-	-	-	-	-	-	-	-
08/09/2010	495.72	402.55	475.49	390.25	398.10	485.31	377.57	440.75	DRY
10/19/2010	-	-	-	-	-	-	-	-	-
11/04/2010	498.11	403.48	477.38	390.98	399.21	487.04	377.82	442.54	DRY
01/10/2011	-	-	-	-	-	-	-	-	-
02/07/2011	500.61	404.30	479.99	391.61	400.84	491.15	379.36	445.18	DRY
03/04/2011	-	-	-	-	-	-	-	-	-
04/05/2011	-	-	-	-	-	-	-	-	-
05/23/2011	501.53	404.35	480.93	392.11	401.48	491.12	380.17	445.64	DRY
06/23/2011	501.32	404.72	-	392.66	401.81	-	-	-	-
07/13/2011	-	-	-	-	-	-	-	-	-
08/15/2011	501.19ª	-	481.10	392.15ª	402.35	490.30ª	380.53ª	445.79	DRY
09/15/2011	-	405.22	-	-	-	-	-	-	-
11/14/2011	502.66	405.25	483.25	392.25	402.51	492.14	380.58	446.74	DRY
01/30/2012	504.42	405.05	483.00	391.60	401.29	494.46	380.42	448.13	DRY
02/20/2012	-	-	483.54	-	-	-	-	-	-
03/21/2012	-	-	-	-	-	495.06	-	-	-
04/11/2012	505.60	404.06	484.81	391.64	400.15	494.99	379.79	449.18	DRY
05/14/2012	505.40	403.56	484.86	391.32	399.18	494.69	379.28	449.22	DRY
06/26/2012	-	-	-	-	-	-	-	450.10	DRY
08/06/2012	505.45	401.87	485.32	390.38	396.28	494.70	377.62	450.53	DRY
11/12/2012	506.92	400.87	486.45	389.66	394.24	498.90	375.97	449.89	DRY
02/05/2013	507.12	399.78	486.18	388.74	392.98	496.66	374.57	448.59	DRY
03/29/2013	-	399.62	-	-	-	-	-	-	-
04/16/2013	-	-	-	-	-	497.97	-	-	-
05/13/2013	508.58	399.32	487.39	388.36	392.47	498.71	373.98	452.06	DRY
08/12/2013	508.49	399.25	488.98	388.19	393.61	498.53	373.72	453.11	DRY
10/23/2013	-	-	-	-	-	-	-	455.18	DRY
11/11/2013	510.88	460.43‡	489.41	388.35	395.37	499.39	373.29	454.63	DRY
12/31/2013	-	-	-	-	-	501.22	-	-	-
02/10/2014	512.05	401.03	DRY	388.80	395.68	502.18	374.45	453.62	DRY
03/05/2014	-	-	DRY	-	-	-	-	-	-
05/05/2014	511.81	400.46	DRY	388.89	395.70	501.67	375.08	455.84	DRY
08/11/2014	512.15	401.28	DRY	389.53	397.53	501.41	376.11	454.78	DRY
11/18/2014	512.67	402.50	DRY	390.30	399.19	503.85	377.28	456.23	DRY
02/02/2015	515.10	403.36	DRY	390.79	400.68	505.02	378.38	455.98	DRY
03/25/2015	-	-	-	-	-	504.99	379.09	457.46	-
05/04/2015	514.08	404.17	DRY	391.57	401.72	503.07	379.72	457.09	DRY
07/20/2015	513.03	405.10	DRY	392.15	403.99	501.56	380.78	455.03	DRY
08/18/2015	-	-	-	-	-	-	-	456.21	-
Elevation of water surface (feet above msl):									
08/29/2003	1017.35	1083.68							
09/16/2003	1016.56	1083.25							
09/17/2003	-	-							
10/22/2003	-	-							
10/23/2003	-	-							
05/27/2004	1014.60	1080.93	1011.04	1072.41					
06/24/2004	1013.87	1080.07	1020.30	1072.34	1112.46	1010.93	1091.02		
06/28/2004	-	-	-	-	-	-	-		
07/16/2004	1013.17	1079.92	1020.25	1072.27	1111.94	1010.85	1090.99		
08/24/2004	-	-	-	-	-	-	-		
08/26/2004	1012.25	1079.88	1008.28	1068.22	1110.89	1009.22	1088.23	1002.82	1004.59
09/15/2004	-	-	-	-	-	-	-	-	-
09/16/2004	1011.52	1079.06	1006.14	1068.03	1111.02	1007.65	1087.54	1002.94	1004.64
10/06/2004	-	-	-	-	-	-	-	-	-
10/25/2004	1012.74	1078.23	1007.68	1063.81	1112.68	1008.92	1088.96	1004.04	1002.34
11/18/2004	1008.53	1077.89	1007.42	1072.79	1112.27	1008.38	1088.54	1003.53	1002.08
11/29/2004	-	-	-	-	-	1470.45	1470.70	-	-
12/14/2004	1007.60	1078.25	1006.56	1072.41	1109.63	1004.01	1088.31	1001.74	1001.28
12/17/2004	-	-	-	-	-	-	-	-	-
01/10/2005	-	-	-	-	-	-	-	-	-
01/24/2005	1007.39	1077.90	1005.74	1071.79	1109.20	1004.64	1087.66	1001.86	1001.43
02/18/2005	1007.75	1078.39	1004.70	1071.97	1108.80	1003.94	1087.56	1002.64	1002.18
03/23/2005	1004.90	1075.81	1004.03	1071.40	1106.42	1002.99	1087.15	1001.43	1001.74
03/28/2005	-	-	-	-	-	-	-	-	-

TABLE 4D (CONT'D)
SINGLE AND NESTED MONITORING WELL INFORMATION
RIALTO GWTS PERCHLORATE AND VOC REMEDIATION
SAN BERNARDINO COUNTY, CALIFORNIA

WELL INFORMATION	N-10	N-10	N-11	N-11	N-12	N-13	N-13	N-14	N-14
AQUIFER ZONE	DEEP	SHALLOW	DEEP	SHALLOW	SHALLOW	DEEP	SHALLOW	DEEP	SHALLOW
Elevation of water surface (feet above msl) (cont'd):									
05/05/2005	1005.67	1076.99	1003.05	1070.71	1106.47	1002.41	1086.51	1000.74	1001.14
06/03/2005	-	-	-	-	-	-	-	-	-
12/02/2005	1004.42	1074.75	1001.89	1069.18	1106.84	1001.61	1085.20	998.92	999.81
01/03/2006	1003.05	1076.24	1001.64	1069.03	1107.43	1001.73	1085.30	999.26	997.63
02/08/2006	1003.21	1075.27	1002.04	1068.73	1107.08	1002.92	1084.65	1000.22	1001.65
03/15/2006	1002.98	1075.46	1001.77	1069.40	1106.96	1002.15	1086.09	1001.74	1000.59
04/06/2006	1008.17	1076.09	-	-	1114.13	1002.57	1087.20	1001.04	1000.90
04/27/2006	1008.05	1076.01	1004.57	1067.40	1114.75	1002.40	1086.97	1000.90	1000.85
06/16/2006	1002.72	1078.04	1000.33	1069.00	1112.41	1002.34	1088.53	999.23	998.95
07/25/2006	1004.08	1079.20	1001.61	1070.07	1113.74	1003.45	1089.69	-	-
08/04/2006	1003.84	1079.13	999.23	1067.96	1117.02	1003.22	1089.59	997.06	997.81
08/23/2006	1005.72	1082.11	1002.25	1072.33	1117.96	1003.11	1090.47	999.52	999.30
11/14/2006	1003.99	1083.56	1000.85	1073.06	1120.93	1000.62	1092.43	996.07	997.06
02/12/2007	1003.27	1085.30	1000.20	1073.98	1124.13	1000.24	1094.72	997.37	997.27
05/21/2007	1003.04	1087.16	999.94	1074.97	1127.51	999.40	1097.24	997.15	996.94
06/15/2007	-	-	-	-	-	-	-	-	-
08/17/2007	1003.45	1088.29	999.61	1075.56	1129.85	1000.87	1105.72	994.73	995.67
08/24/2007	-	-	-	-	-	-	-	-	-
09/18/2007	1003.30	1088.69	-	-	-	-	-	-	-
11/20/2007	1000.97	1089.42	997.97	1076.02	1131.07	997.37	1100.71	993.2	994.50
01/28/2008	1001.37	1089.50	998.12	1076.14	1131.27	998.48	1101.28	995.58	995.44
05/05/2008	1002.88	1089.36	999.65	1076.32	1130.60	999.56	1101.55	996.77	996.87
06/30/2008	-	-	-	-	-	-	-	996.12	996.04
07/21/2008	-	-	-	-	-	-	-	994.86	995.23
09/05/2008	-	-	-	-	-	-	-	994.08	994.37
10/03/2008	-	-	-	-	-	-	-	-	-
10/21/2008	-	-	-	-	-	-	-	992.61	992.75
10/31/2008	999.96	1088.01	996.57	1075.10	1128.19	996.54	1100.55	992.20	992.37
12/10/2008	-	-	-	-	-	-	-	991.49	991.65
01/08/2009	-	-	-	-	-	-	-	991.63	991.47
02/06/2009	997.29	1087.40	994.83	1074.53	1126.49	994.59	1099.83	992.52	990.84
03/10/2009	-	-	-	-	-	-	-	990.86	990.67
03/27/2009	-	-	-	-	-	-	-	-	-
04/20/2009	-	-	-	-	-	-	-	-	-
04/23/2009	-	-	-	-	-	-	-	991.79	990.62
05/04/2009	996.35	1086.40	993.50	1073.76	1124.63	992.25	1098.98	988.73	990.04
06/10/2009	-	-	-	-	-	-	-	991.62	990.89
07/07/2009	-	-	-	-	-	-	-	-	-
07/28/2009	-	-	-	-	-	-	-	987.11	988.39
08/03/2009	996.66	1085.57	992.44	1072.83	1123.21	993.26	1097.54	986.87	988.18
09/15/2009	-	-	-	-	-	-	-	985.78	987.08
10/07/2009	-	-	-	-	-	-	-	985.11	986.62
11/02/2009	993.39	1084.01	990.30	1072.07	1121.04	989.63	1096.40	-	-
11/11/2009	-	-	-	-	-	-	-	984.11	985.84
12/02/2009	-	-	-	-	-	-	-	983.47	984.94
01/06/2010	-	-	-	-	-	-	-	-	-
02/08/2010	992.00	1083.91	989.08	1071.93	1120.25	987.45	1095.31	982.90	984.32
04/07/2010	-	-	-	-	-	-	-	-	-
05/17/2010	988.89	1082.12	985.97	1070.41	1117.79	984.96	1093.95	980.42	DRY
07/14/2010	-	-	-	-	-	-	-	-	-
08/09/2010	988.48	1081.65	984.86	1070.01	1116.93	985.14	1093.13	979.10	DRY
10/19/2010	-	-	-	-	-	-	-	-	-
11/04/2010	986.09	1080.72	982.97	1069.28	1115.82	983.41	1092.88	977.31	DRY
01/10/2011	-	-	-	-	-	-	-	-	-
02/07/2011	983.59	1079.90	980.36	1068.65	1114.19	979.30	1091.34	974.67	DRY
03/04/2011	-	-	-	-	-	-	-	-	DRY
04/05/2011	-	-	-	-	-	-	-	-	-
05/23/2011	982.67	1079.85	979.42	1068.15	1113.55	979.33	1090.53	974.21	DRY
06/23/2011	982.88	1079.48	-	1067.60	1113.22	-	-	-	-
07/13/2011	-	-	-	-	-	-	-	-	-
08/15/2011	983.01	-	979.25	1068.11	1112.68	980.15	1090.17	974.06	DRY
09/15/2011	-	1078.98	-	-	-	-	-	-	-
11/14/2011	981.54	1078.95	977.10	1068.01	1112.52	978.31	1090.12	973.11	DRY
01/30/2012	979.78	1079.15	977.35	1068.66	1113.74	975.99	1090.28	971.72	DRY
02/20/2012	-	-	976.81	-	-	-	-	-	-
03/21/2012	-	-	-	-	-	975.39	-	-	-
04/11/2012	978.60	1080.14	975.54	1068.62	1114.88	975.46	1090.91	970.67	-
05/14/2012	978.80	1080.64	975.49	1068.94	1115.85	975.76	1091.42	970.63	-
06/26/2012	-	-	-	-	-	-	-	969.75	DRY
08/06/2012	978.75	1082.33	975.03	1069.88	1118.75	975.75	1093.08	969.32	DRY

TABLE 4D (CONT'D)
SINGLE AND NESTED MONITORING WELL INFORMATION
RIALTO GWTS PERCHLORATE AND VOC REMEDIATION
SAN BERNARDINO COUNTY, CALIFORNIA

WELL INFORMATION	N-10	N-10	N-11	N-11	N-12	N-13	N-13	N-14	N-14
AQUIFER ZONE	DEEP	SHALLOW	DEEP	SHALLOW	SHALLOW	DEEP	SHALLOW	DEEP	SHALLOW
Elevation of water surface (feet above msl) (cont'd):									
11/12/2012	977.28	1083.33	973.90	1070.60	1120.79	971.55	1094.73	969.96	DRY
02/05/2013	977.08	1084.42	974.17	1071.52	1122.05	973.79	1096.13	971.26	DRY
03/29/2013	-	1084.58	-	-	-	-	-	-	-
04/16/2013	-	-	-	-	-	972.48	-	-	-
05/13/2013	975.62	1084.88	972.96	1071.90	1122.56	971.74	1096.72	967.79	-
08/12/2013	975.71	1084.95	971.37	1072.07	1121.42	971.92	1096.98	966.74	DRY
10/23/2013	-	-	-	-	-	-	-	964.67	DRY
11/11/2013	973.32	1023.77‡	970.94	1071.91	1119.66	971.06	1097.41	965.22	DRY
12/31/2013	-	-	-	-	-	969.23	-	-	-
02/10/2014	972.15	1083.17	DRY	1071.46	1119.35	968.27	1096.25	966.23	DRY
03/05/2014	-	-	DRY	-	-	-	-	-	-
05/05/2014	972.39	1083.74	DRY	1071.37	1119.33	968.78	1095.62	964.01	DRY
08/11/2014	972.05	1082.92	DRY	1070.73	1117.50	969.04	1094.59	965.07	DRY
11/18/2014	971.53	1081.70	DRY	1069.96	1115.84	966.60	1093.42	963.62	DRY
02/02/2015	969.10	1080.84	DRY	1069.47	1114.35	965.43	1092.32	963.87	DRY
03/25/2015	-	-	-	-	-	965.46	1091.61	962.39	-
05/04/2015	970.12	1080.03	DRY	1068.69	1113.31	967.38	1090.98	962.76	DRY
07/20/2015	971.17	1079.10	DRY	1068.11	1111.04	968.89	1089.92	964.82	DRY
08/18/2015	-	-	-	-	-	-	-	963.64	-

TABLE 4E
SINGLE AND NESTED MONITORING WELL INFORMATION
RIALTO GWTS PERCHLORATE AND VOC REMEDIATION
SAN BERNARDINO COUNTY, CALIFORNIA

WELL INFORMATION	N-15	N-15	N-16	N-16	N-16	N-17	N-17	N-17
AQUIFER ZONE	DEEP	SHALLOW	Zone B	Zone C-1	Zone C-2	Zone B	Zone C-1	Zone C-2
Coordinates of well:								
Northing	1867255.88	1867255.88	1873007.56	1873007.56	1873007.56	1869747.82	1869747.82	1869747.82
Easting	6745244.98	6745244.98	6737500.08	6737500.08	6737500.08	6739058.46	6739058.46	6739058.46
Elevation of well (feet above msl):								
Ground surface	1374.84	1374.84	1531.06	1531.06	1531.06	1454.61	1454.61	1454.61
Top of well casing	1374.24	1374.28	1530.74	1530.56	1530.63	1454.20	1454.11	1454.06
Top of well casing	1374.24	1374.28	1530.74	1525.87	1523.87	1454.20	1449.67	1454.06
Original total depth of well (feet):	640	405	445	560	599	405	490	590
Original depth of screened interval (feet):	625-640	375-405	385-445	530-560	569-599	355-405	450-490	550-590
Depth to water from top of well casing (feet):								
08/26/2004	374.10	374.18						
09/15/2004	-	-						
09/16/2004	374.28	-						
10/06/2004	-	-						
10/25/2004	372.90	375.74						
11/18/2004	375.76	375.84						
11/29/2004	-	-						
12/14/2004	376.97	378.07						
12/17/2004	-	-						
01/10/2005	-	-						
01/24/2005	377.93	378.62						
02/18/2005	377.68	379.16						
03/23/2005	376.23	378.79						
03/28/2005	-	-						
05/05/2005	376.69	376.78						
06/03/2005	-	-						
12/02/2005	378.75	378.88						
01/03/2006	379.06	378.86						
02/08/2006	378.57	378.79						
03/15/2006	378.43	378.64						
04/06/2006	378.43	378.33						
04/27/2006	378.66	378.30						
06/16/2006	381.31	381.38						
07/25/2006	380.15	380.20						
08/04/2006	380.22	381.13						
08/23/2006	378.90	378.89						
11/14/2006	380.34	380.29						
02/12/2007	380.86	380.80						
05/21/2007	381.38	381.30						
06/15/2007	-	-						
08/17/2007	383.24	383.11						
08/24/2007	-	-						
09/18/2007	-	-						
11/20/2007	383.63	383.79						
01/28/2008	383.22	383.25						
05/05/2008	381.84	381.76						
05/06/2008	-	-	365.11	365.48	365.63	345.69	346.94	455.17
06/30/2008	-	-	-	-	-	-	-	-
07/21/2008	-	-	-	-	-	-	-	-
08/04/2008	384.01	384.05	366.35	365.61	366.85	346.34	352.35	453.10
09/05/2008	-	-	-	-	-	-	-	-
10/03/2008	-	-	-	-	-	-	-	-
10/21/2008	-	-	-	-	-	-	-	-
10/31/2008	385.80	385.83	368.76	368.88	368.99	348.73	353.79	458.41
12/10/2008	-	-	-	-	-	-	-	-
01/08/2009	-	-	-	-	-	-	-	-
02/06/2009	386.08	385.85	370.73	371.17	371.26	349.22	354.76	460.79
03/10/2009	-	-	-	-	-	-	-	-
03/27/2009	-	-	-	-	-	-	-	-
04/20/2009	-	-	-	-	-	-	-	-
04/23/2009	-	-	-	-	-	-	-	-
05/04/2009	387.43	387.19	372.49	375.26	373.38	350.28	355.80	462.44
06/10/2009	-	-	-	-	-	-	-	-
07/07/2009	-	-	-	-	-	-	-	-
07/28/2009	-	-	-	-	-	-	-	-
08/03/2009	389.86	389.62	373.74	374.15	374.23	350.97	356.29	459.90
09/15/2009	-	-	-	-	-	-	-	-
10/07/2009	-	-	-	-	-	-	-	-
11/02/2009	393.65	393.22	378.97	377.65	377.74	351.99	359.00	465.21
11/11/2009	-	-	-	-	-	-	-	-
12/02/2009	-	-	-	-	-	-	-	-
01/06/2010	-	-	-	-	-	-	-	-
02/08/2010	392.92	393.08	378.86	379.48	379.55	353.05	360.02	467.32
03/04/2010	-	-	-	-	-	-	-	466.80
04/07/2010	-	-	-	-	-	-	-	-
05/17/2010	395.12	395.15	379.11	379.74	381.45	354.38	361.25	470.09
07/14/2010	-	-	-	-	-	-	-	-
08/09/2010	396.87	396.92	380.05	381.91	382.11	355.09	361.44	468.97
10/19/2010	-	-	-	-	-	-	-	-

TABLE 4E (CONT'D)
SINGLE AND NESTED MONITORING WELL INFORMATION
RIALTO GWTS PERCHLORATE AND VOC REMEDIATION
SAN BERNARDINO COUNTY, CALIFORNIA

WELL INFORMATION	N-15	N-15	N-16	N-16	N-16	N-17	N-17	N-17
AQUIFER ZONE	DEEP	SHALLOW	Zone B	Zone C-1	Zone C-2	Zone B	Zone C-1	Zone C-2
Depth to water from top of well casing (feet):								
11/04/2010	398.92	398.52	382.05	382.65	382.78	356.63	362.47	471.81
12/07/2010	-	-	-	-	-	-	-	-
12/21/2010	-	-	-	-	-	-	-	-
01/10/2011	-	-	-	-	-	-	-	-
02/07/2011	400.50	400.25	383.53	384.86	384.93	356.70	364.85	475.09
03/04/2011	-	-	-	-	-	-	-	-
03/07/2011	-	-	-	-	-	-	-	-
03/10/2011	-	-	-	-	-	-	-	-
04/05/2011	-	-	-	-	-	-	-	-
05/23/2011	401.08	401.34	382.61	384.12	384.00	357.55	365.22	474.48
06/14/2011	-	-	382.22	378.15[a]	377.84[a]	357.29	364.03	473.06
06/23/2011	401.38	401.78	383.31	378.33[a]	-	356.57[a]	364.39[a]	473.13[a]
07/19/2011	-	-	-	-	-	357.80	364.34	472.33
08/15/2011	401.27[a]	DRY	383.42	379.12[a]	378.74[a]	357.73[a]	364.14[a]	473.26[a]
09/15/2011	-	-	-	-	-	-	-	-
11/14/2011	403.28	DRY	382.91	384.12	383.49	357.79	363.58	476.68
01/30/2012	403.87	DRY	380.02	380.78	380.98	356.56	362.55	478.52
04/11/2012	405.46	DRY	376.84	377.65	377.52	355.47	361.60	478.50
05/14/2012	405.80	DRY	375.17	376.02	375.92	354.64	360.65	478.09
08/06/2012	407.92	DRY	372.10	372.99	373.21	352.59	354.50	475.76
11/12/2012	406.25	DRY	370.64	371.60	371.47	350.92	356.21	469.80
02/05/2013	405.39	DRY	370.61	371.91	371.42	349.80	361.48	459.64
03/12/2013	-	-	-	-	-	350.05	361.60	458.95
04/16/2013	-	-	-	-	-	349.66	361.40	-
05/13/2013	406.59	-	371.75	372.81	372.69	349.68	361.50	458.75
08/12/2013	409.17	DRY	373.30	374.28	374.91	349.98	362.41	457.13
09/23/2013	-	-	-	-	-	-	362.37	-
11/11/2013	410.40	-	374.91	375.91	376.78	351.50	362.82	457.81
12/31/2013	-	-	-	-	-	351.91	362.78	458.18
02/10/2014	411.13	-	377.15	378.10	372.19	351.42	362.22	458.95
05/05/2014	411.89	DRY	379.06	380.07	379.97	352.31	363.33	458.91
05/27/2014	-	-	-	-	-	-	363.91	460.27
06/16/2014	-	-	-	-	-	-	364.73	460.10
07/08/2014	-	-	-	-	-	-	365.31	-
07/09/2014	-	-	-	-	-	-	-	458.95
08/11/2014	413.19	DRY	381.55	382.72	381.95	353.72	364.24	458.15
11/18/2014	413.78	DRY	384.09	385.02	384.89	355.16	366.18	457.91
02/02/2015	413.49	DRY	386.06	387.02	386.85	356.45	370.64	458.46
03/25/2015	-	-	-	-	-	357.46	372.65	457.89
05/04/2015	413.91	DRY	388.21	388.97	389.11	-	-	-
07/20/2015	413.67	DRY	390.25	391.11	391.15	-	-	-
Elevation of water surface (feet above msl) (cont'd):								
08/26/2004	1000.14	1000.10						
09/15/2004	-	-						
09/16/2004	999.96	-						
10/06/2004	-	-						
10/25/2004	1001.34	998.54						
11/18/2004	998.48	998.44						
11/29/2004	-	-						
12/14/2004	997.27	996.21						
12/17/2004	-	-						
01/10/2005	-	-						
01/24/2005	996.31	995.66						
02/18/2005	996.56	995.12						
03/23/2005	998.01	995.49						
03/28/2005	-	-						
05/05/2005	997.55	997.50						
06/03/2005	-	-						
12/02/2005	995.49	995.40						
01/03/2006	995.18	995.42						
02/08/2006	995.67	995.49						
03/15/2006	995.81	995.64						
04/06/2006	995.81	995.95						
04/27/2006	995.58	995.98						
06/16/2006	992.93	992.90						
07/25/2006	994.09	994.08						
08/04/2006	994.02	993.15						
08/23/2006	995.34	995.39						
11/14/2006	993.90	993.99						
02/12/2007	993.38	993.48						
05/21/2007	992.86	992.98						
06/15/2007	-	-						
08/17/2007	991.00	991.17						
08/24/2007	-	-						
09/18/2007	-	-						
11/20/2007	990.61	990.49						
01/28/2008	991.02	991.03						
05/05/2008	992.40	992.52						
05/06/2008	-	-	1165.63	1165.08	1165.00	1108.51	1107.17	998.89
06/30/2008	-	-	-	-	-	-	-	-
07/21/2008	-	-	-	-	-	-	-	-
08/04/2008	990.23	990.23	1164.39	1164.95	1163.78	1107.86	1101.76	1000.96
09/05/2008	-	-	-	-	-	-	-	-
10/03/2008	-	-	-	-	-	-	-	-
10/21/2008	-	-	-	-	-	-	-	-
10/31/2008	988.44	988.45	1161.98	1161.68	1161.64	1105.47	1100.32	995.65
12/10/2008	-	-	-	-	-	-	-	-
01/08/2009	-	-	-	-	-	-	-	-
02/06/2009	988.16	988.43	1160.01	1159.39	1159.37	1104.98	1099.35	993.27
03/10/2009	-	-	-	-	-	-	-	-
03/27/2009	-	-	-	-	-	-	-	-
04/20/2009	-	-	-	-	-	-	-	-
04/23/2009	-	-	-	-	-	-	-	-
05/04/2009	986.81	987.09	1158.25	1155.30	1157.25	1103.92	1098.31	991.62
06/10/2009	-	-	-	-	-	Abandoned	Abandoned	Abandoned

TABLE 4E (CONT'D)
SINGLE AND NESTED MONITORING WELL INFORMATION
RIALTO GWTS PERCHLORATE AND VOC REMEDIATION
SAN BERNARDINO COUNTY, CALIFORNIA

WELL INFORMATION	N-15	N-15	N-16	N-16	N-16	N-17	N-17	N-17
AQUIFER ZONE	DEEP	SHALLOW	Zone B	Zone C-1	Zone C-2	Zone B	Zone C-1	Zone C-2
Elevation of water surface (feet above msl) (cont'd):								
07/07/2009	-	-	-	-	-	-	-	-
07/28/2009	-	-	-	-	-	-	-	-
08/03/2009	984.38	984.66	1157.00	1156.41	1156.40	1103.23	1097.82	994.16
09/15/2009	-	-	-	-	-	-	-	-
10/07/2009	-	-	-	-	-	-	-	-
11/02/2009	980.59	981.06	1151.77	1152.91	1152.89	1102.21	1095.11	988.85
11/11/2009	-	-	-	-	-	-	-	-
12/02/2009	-	-	-	-	-	-	-	-
01/06/2010	-	-	-	-	-	-	-	-
02/08/2010	981.32	981.20	1151.88	1151.08	1151.08	1101.15	1094.09	986.74
03/04/2010	-	-	-	-	-	-	-	987.26
04/07/2010	-	-	-	-	-	-	-	-
05/17/2010	979.12	979.13	1151.63	1150.82	1149.18	1099.82	1092.86	983.97
07/14/2010	-	-	-	-	-	-	-	-
08/09/2010	977.37	977.36	1150.69	1148.65	1148.52	1099.11	1092.67	985.09
10/19/2010	-	-	-	-	-	-	-	-
11/04/2010	975.32	975.76	1148.69	1147.91	1147.85	1097.57	1091.64	982.25
12/07/2010	-	-	-	-	-	-	-	-
12/21/2010	-	-	-	-	-	-	-	-
01/10/2011	-	-	-	-	-	-	-	-
02/07/2011	973.74	974.03	1147.21	1145.70	1145.70	1097.50	1089.26	978.97
03/04/2011	-	-	-	-	-	-	-	-
03/07/2011	-	-	-	-	-	-	-	-
03/10/2011	-	-	-	-	-	-	-	-
04/05/2011	-	-	-	-	-	-	-	-
05/23/2011	973.16	972.94	1148.13	1146.44	1146.63	1096.65	1088.89	979.58
06/14/2011	-	-	1148.52	1149.72	1146.03	1096.91	1085.64	981.00
06/23/2011	972.86	972.50	1147.43	1149.54	-	1097.63	1085.28	980.93
07/19/2011	-	-	-	-	-	1096.40	1085.33	981.73
08/15/2011	972.97	DRY	1147.32	1148.75	1145.13	1096.47	1085.53	980.80
09/15/2011	-	-	-	-	-	-	-	-
11/14/2011	970.96	DRY	1147.83	1141.75	1140.38	1096.41	1086.09	977.38
01/30/2012	970.37	DRY	1150.72	1145.09	1142.89	1097.64	1087.12	975.54
04/11/2012	968.78	DRY	1153.90	1148.22	1146.35	1098.73	1088.07	975.56
05/14/2012	968.44	DRY	1155.57	1149.85	1147.95	1099.56	1089.02	975.97
08/06/2012	966.32	DRY	1158.64	1152.88	1150.66	1101.61	1095.17	978.30
11/12/2012	967.99	DRY	1160.10	1154.27	1152.40	1103.28	1093.46	984.26
02/05/2013	968.85	DRY	1160.13	1153.96	1152.45	1104.40	1088.19	994.42
03/12/2013	-	DRY	-	-	-	1104.15	1088.07	995.11
04/16/2013	-	-	-	-	-	1104.54	1088.27	-
05/13/2013	967.65	-	1158.99	1153.06	1151.18	1104.52	1088.17	995.31
08/12/2013	965.07	DRY	1157.44	1151.59	1148.96	1104.22	1087.26	996.93
09/23/2013	-	-	-	-	-	-	1087.30	-
11/11/2013	963.84	-	1155.83	1149.96	1147.09	1102.70	1086.85	996.25
12/31/2013	-	-	-	-	-	1102.29	1086.89	995.88
02/10/2014	963.11	-	1153.59	1147.77	1151.68	1102.78	1087.45	995.11
05/05/2014	962.35	DRY	1151.68	1145.80	1143.90	1101.89	1086.34	995.15
05/27/2014	-	-	-	-	-	-	1085.76	993.79
06/16/2014	-	-	-	-	-	-	1084.94	993.96
07/08/2014	-	-	-	-	-	-	1084.36	-
07/09/2014	-	-	-	-	-	-	-	995.11
08/11/2014	961.05	DRY	1149.19	1143.15	1141.92	1100.48	1085.43	995.91
11/18/2014	960.46	DRY	1146.65	1140.85	1138.98	1099.04	1083.49	996.15
02/02/2015	960.75	DRY	1144.68	1138.85	1137.02	1097.75	1079.03	995.60
03/25/2015	-	-	-	-	-	1096.74	1077.02	996.17
05/04/2015	960.33	DRY	1142.53	1136.90	1134.76	Abandoned	Abandoned	Abandoned
07/20/2015	960.57	DRY	1140.49	1134.76	1132.72	Abandoned	Abandoned	Abandoned

TABLE 4F
SINGLE AND NESTED MONITORING WELL INFORMATION
RIALTO GWTS PERCHLORATE AND VOC REMEDIATION
SAN BERNARDINO COUNTY, CALIFORNIA

WELL INFORMATION	N-18	N-18	N-18	N-19R	N-19R	N-19R	S-2
AQUIFER ZONE	Zone B	Zone C-1	Zone C-2	Zone B	Zone C-1	Zone C-2	SHALLOW
Coordinates of well:							
Northing	1868376.22	1868376.22	1868376.22	1875267.58	1875267.58	1875267.58	1871568.54
Easting	6739702.65	6739702.65	6739702.65	6737653.31	6737653.31	6737653.31	6733618.69
Elevation of well (feet above msl):							
Ground surface	1425.74	1425.74	1425.74	1425.74	1425.74	1425.74	1512.04
Top of well casing	1425.26	1425.32	1425.29	1580.35	1580.29	1580.24	1511.61
Original total depth of well (feet):	390	490	580	460	624	690	496
Original depth of screened interval (feet	350-390	450-490	540-580	420-460	594.5-624.5	629.5-689.5	486-496
Depth to water from top of well casing (feet):							
12/02/2005							321.08
01/03/2006							-
02/08/2006							321.62
03/15/2006							302.05
04/06/2006							303.90
04/27/2006							303.87
06/16/2006							300.58
07/25/2006							300.01
08/04/2006							298.84
08/23/2006							-
11/14/2006							294.41
02/12/2007							294.76
05/21/2007							287.70
06/15/2007							-
08/17/2007							289.38
08/24/2007							-
09/18/2007							-
11/20/2007							-
01/28/2008							-
05/05/2008							-
05/06/2008	342.76	401.56	427.52				-
06/30/2008	-	-	-				-
07/21/2008	-	-	-				-
08/04/2008	344.07	412.66	428.10				-
09/05/2008	-	-	-				-
10/03/2008	-	-	-				-
10/21/2008	-	-	-				-
10/31/2008	344.09	416.32	431.80				-
12/10/2008	-	-	-				-
01/08/2009	-	-	-				-
02/06/2009	344.66	421.82	433.98				-
03/10/2009	-	-	-				-
03/27/2009	-	-	-				-
04/20/2009	-	-	-				-
04/23/2009	-	-	-				-
05/04/2009	345.55	423.91	435.43				-
06/10/2009	-	-	-				-
07/07/2009	-	-	-				-
07/28/2009	-	-	-				-
08/03/2009	346.36	424.22	434.40				-
09/15/2009	-	-	-				-
10/07/2009	-	-	-				-
11/02/2009	347.16	428.50	438.08				-
11/11/2009	-	-	-				-
12/02/2009	-	-	-				-
01/06/2010	-	-	-				-
02/08/2010	347.96	430.25	439.96				-
03/04/2010	-	430.11	-				-
04/07/2010	-	-	-				-
05/17/2010	348.97	433.58	442.71				-
07/14/2010	-	-	-				-
08/09/2010	349.66	433.61	442.70				-
10/19/2010	-	-	-				-
11/04/2010	350.18	435.59	444.87				-
12/07/2010	-	-	-	413.99	-	583.98	-
12/21/2010	-	-	-	-	584.70	-	-
01/10/2011	-	-	-	-	-	-	-
02/07/2011	350.91	439.19	448.06	-	-	-	-
03/04/2011	-	-	-	-	-	-	-
03/07/2011	-	-	-	414.98	586.24	588.95	-
03/10/2011	-	-	-	415.61	588.67	588.87	-
04/05/2011	-	-	-	-	-	-	-
05/23/2011	351.50	432.20	446.42	415.89	591.05	590.72	-
06/14/2011	-	-	-	-	-	-	-
06/23/2011	351.51	432.11#	445.42	415.25	594.24	-	-
07/13/2011	-	-	-	-	-	-	-
08/15/2011	351.66#	433.79#	447.08#	415.97#	594.89	593.35	320.02
09/15/2011	-	-	-	-	-	-	-
11/14/2011	351.67	441.56	449.53	414.15	594.23	589.94	312.32
12/16/2011	-	-	-	-	594.31	-	-
01/30/2012	351.29	443.71	451.50	409.75	596.31	592.35	-
04/11/2012	350.60	442.77	450.86	405.19	592.34	592.68	-
05/14/2012	350.13	443.19	451.28	403.31	592.25	592.41	-
08/06/2012	348.79	443.58	451.95	400.10	595.15	591.22	297.84
11/12/2012	347.39	445.10	453.92	398.81	589.95	590.88	
02/05/2013	346.41	-	453.93	399.04	599.16	597.66	302.71
03/12/2013	-	344.91	454.68	-	-	-	-
03/29/2013	-	-	-	-	599.19	-	-
04/16/2013	-	-	454.80	-	-	598.16	-
05/13/2013	345.40	343.60	454.71	400.33	599.17	598.90	306.93
08/12/2013	345.51	Damaged	453.67	402.53	598.40	597.81	310.46
11/11/2013	345.46	Damaged	456.76	405.75	600.85	600.61	313.74
02/10/2014	347.09	Damaged	457.15	408.24	623.50‡	602.27	-
03/05/2014	-	-	-	-	602.23	601.94	-
05/05/2014	346.61	Damaged	455.98	409.70	602.72	602.43	321.40
08/11/2014	347.57	Damaged	457.49	412.73	624.82‡	607.13	325.62
11/18/2014	351.27	Damaged	460.13	415.52	604.42	603.95	329.33
02/02/2015	349.59	Damaged	460.58	417.49	607.08	605.91	DRY
03/25/2015	350.11	Damaged	460.04	-	-	-	-
05/04/2015	350.67	Damaged	457.52	419.81	606.83	604.21	335.17
07/20/2015	351.57	345.74	455.84	421.66	604.60	603.24	337.00

TABLE 4F (CONT'D)
SINGLE AND NESTED MONITORING WELL INFORMATION
RIALTO GWTS PERCHLORATE AND VOC REMEDIATION
SAN BERNARDINO COUNTY, CALIFORNIA

WELL INFORMATION	N-18	N-18	N-18	N-19r	N-19r	N-19r	S-2
AQUIFER ZONE	Zone B	Zone C-1	Zone C-2	Zone B	Zone C-1	Zone C-2	SHALLOW
Elevation of water surface (feet above msl) (cont'd):							
12/02/2005							1190.53
01/03/2006							-
02/08/2006							1189.99
03/15/2006							1209.56
04/06/2006							1207.71
04/27/2006							1207.74
06/16/2006							1211.03
07/25/2006							1211.60
08/04/2006							1212.77
08/23/2006							-
11/14/2006							1217.20
02/12/2007							1216.85
05/21/2007							1223.91
06/15/2007							-
08/17/2007							1222.23
08/24/2007							-
09/18/2007							-
11/20/2007							-
01/28/2008							-
05/05/2008							-
05/06/2008	1082.50	1023.76	997.77				-
06/30/2008	-	-	-				-
07/21/2008	-	-	-				-
08/04/2008	1081.19	1012.66	997.19				-
09/05/2008	-	-	-				-
10/03/2008	-	-	-				-
10/21/2008	-	-	-				-
10/31/2008	1081.17	1009.00	993.49				-
12/10/2008	-	-	-				-
01/08/2009	-	-	-				-
02/06/2009	1080.60	1003.50	991.31				-
03/10/2009	-	-	-				-
03/27/2009	-	-	-				-
04/20/2009	-	-	-				-
04/23/2009	-	-	-				-
05/04/2009	1079.71	1001.41	989.86				-
06/10/2009	-	-	-				-
07/07/2009	-	-	-				-
07/28/2009	-	-	-				-
08/03/2009	1078.90	1001.10	990.89				-
09/15/2009	-	-	-				-
10/07/2009	-	-	-				-
11/02/2009	1078.10	996.82	987.21				-
11/11/2009	-	-	-				-
12/02/2009	-	-	-				-
01/06/2010	-	-	-				-
02/08/2010	1077.30	995.07	985.33				-
03/04/2010	-	995.21	-				-
04/07/2010	-	-	-				-
05/17/2010	1076.29	991.74	982.58				-
07/14/2010	-	-	-				-
08/09/2010	1075.60	991.71	982.59				-
10/19/2010	-	-	-				-
11/04/2010	1075.08	989.73	980.42				-
12/07/2010	-	-	-	1166.36	-	996.26	-
12/21/2010	-	-	-	-	995.59	-	-
01/10/2011	-	-	-	-	-	-	-
02/07/2011	1074.35	986.13	977.23	-	-	-	-
03/04/2011	-	-	-	-	-	-	-
03/07/2011	-	-	-	1165.37	994.05	991.29	-
03/10/2011	-	-	-	1164.74	991.62	991.37	-
04/05/2011	-	-	-	-	-	-	-
05/23/2011	1073.76	993.12	978.87	1164.46	989.24	989.52	-
06/14/2011	-	-	-	-	-	-	-
06/23/2011	1073.75	993.21	979.87	1165.10	986.05	-	-
07/13/2011	-	-	-	-	-	-	-
08/15/2011	1073.60	991.53	978.21	1164.38	985.40	986.89	1191.59
09/15/2011	-	-	-	-	-	-	-
11/14/2011	1073.59	983.76	975.76	1166.20	986.06	990.30	1199.29
12/16/2011	-	-	-	-	985.98	-	-
01/30/2012	1073.97	981.61	973.79	1170.60	983.98	987.89	-
04/11/2012	1074.66	982.55	974.43	1175.16	987.95	987.56	-
05/14/2012	1075.13	982.13	974.01	1177.04	988.04	987.83	-
08/06/2012	1076.47	981.74	973.34	1180.25	985.14	989.02	1213.77
11/12/2012	1077.87	980.22	971.37	1181.54	990.34	989.36	-
02/05/2013	1078.85	-	971.36	1181.31	981.13	982.58	1208.90
03/12/2013		1080.41	970.61	-	-	-	-
03/29/2013	-	-	-	-	981.10	-	-
04/16/2013	-	-	970.49	-	-	982.08	-
05/13/2013	1079.86	1081.72	970.58	1180.02	981.12	981.34	1204.68
08/12/2013	1079.75	Damaged	971.62	1177.82	981.89	982.43	1201.15
11/11/2013	1079.80	Damaged	968.53	1174.60	979.44	979.63	1197.87
02/10/2014	1078.17	Damaged	968.14	1172.11	956.79‡	977.97	-
03/05/2014	-	-	-	-	978.06	978.30	-
05/05/2014	1078.65	Damaged	969.31	1170.65	977.57	977.81	1190.21
08/11/2014	1077.69	Damaged	967.80	1167.62	955.47‡	973.11	1185.99
11/18/2014	1073.99	Damaged	965.16	1164.83	975.87	976.29	1182.28
02/02/2015	1075.67	Damaged	964.71	1162.86	973.21	974.33	-
03/25/2015	1075.15	Damaged	965.25	-	-	-	-
05/04/2015	1074.59	Damaged	967.77	1160.54	973.46	976.03	1176.44
07/20/2015	1073.69	1079.58	969.45	1158.69	975.69	977.00	1174.61

TABLE 4G

SINGLE AND NESTED MONITORING WELL INFORMATION

RIALTO GWTS PERCHLORATE AND VOC REMEDIATION

SAN BERNARDINO COUNTY, CALIFORNIA

WELL INFORMATION	B-14	B-22	B-23	B-23
AQUIFER ZONE	SHALLOW	SHALLOW	SHALLOW	DEEP
Coordinates of well:				
Northing	1876185.30	1875842.37	1875842.37	1876258.12
Easting	6736783.58	6737176.40	6737176.40	6736629.81
Elevation of well (feet above msl):				
Ground surface				
Top of well casing	1616.31	1599.81	1619.63	1619.50
Original total depth of well (feet):	480	440	440	665
Original depth of screened interval (feet):	440-480	400-440	450-490	605-665
Depth to water from top of well casing (feet):				
08/12/2013	421.99	411.52	423.15	640.76
11/11/2013	424.74	413.96	426.91	643.16
02/10/2014	428.88	418.00	430.39	644.85
05/05/2014	430.73	419.68	432.08	646.11
08/11/2014	434.40	423.02	436.06	646.76
11/18/2014	437.41	426.02	439.22	646.43
02/03/2015	439.68	428.09	441.60	648.35
05/04/2015	442.18	430.60	443.72	650.21
07/20/2015	444.13	432.52	445.17	652.78
Elevation of water surface (feet above msl):				
08/12/2013	1194.32	1188.29	1196.48	978.74
11/11/2013	1191.57	1185.85	1192.72	976.34
02/10/2014	1187.43	1181.81	1189.24	974.65
05/05/2014	1185.58	1180.13	1187.55	973.39
08/11/2014	1181.91	1176.79	1183.57	972.74
11/18/2014	1178.90	1173.79	1180.41	973.07
02/03/2015	1176.63	1171.72	1178.03	971.15
05/04/2015	1174.13	1169.21	1175.91	969.29
07/20/2015	1172.18	1167.29	1174.46	966.72

TABLE 5A
MULTI-PORT MONITORING WELL INFORMATION
RIALTO GWTS PERCHLORATE AND VOC REMEDIATION
SAN BERNARDINO COUNTY, CALIFORNIA

WELL INFORMATION	M-2 (south of airport)						
	Zone 1	Zone 2	Zone 3	Zone 4	Zone 5	Zone 6	Zone 7
Coordinates of well:							
Northing	1867589.47	1867589.47	1867589.47	1867589.47	1867589.47	1867589.47	1867589.47
Easting	6743801.51	6743801.51	6743801.51	6743801.51	6743801.51	6743801.51	6743801.51
Elevation of well (ft above msl):							
Top of well monument							
Ground surface	1389.92	1389.92	1389.92	1389.92	1389.92	1389.92	1389.92
Top of well casing	1389.28	1389.28	1389.28	1389.28	1389.28	1389.28	1389.28
Depth (bgs) of Westbay sampling port (ft):	409.3	454.3	509.3	534.3	584.3	639.3	679.3
Atmospheric Pressure (psi):							
07/26/05	14.68	14.68	14.68	14.68	14.68	14.68	14.68
12/02/05	-	-	-	-	-	-	-
01/04/06	14.14	14.15	14.70	14.50	14.16	14.11	14.10
05/24/06	13.91	13.91	13.89	13.87	13.88	13.89	13.94
08/07/06	13.89	13.90	13.90	13.87	13.89	13.88	13.93
11/15/06	13.90	13.91	13.92	13.95	13.99	13.91	13.92
02/13/07	-	-	-	-	13.86	13.87	13.84
02/14/07	13.95	13.95	13.93	13.94	-	-	-
05/22/07	13.79	13.79	13.79	13.79	13.78	13.78	13.78
08/21/07	13.81	13.83	13.81	13.83	13.84	13.83	13.84
11/19/07	13.93	13.89	13.88	13.89	13.89	13.89	13.85
01/29/08	14.11	14.10	14.12	14.11	14.11	14.10	14.11
05/07/08	14.01	14.03	14.02	14.07	14.00	14.03	14.02
08/07/08	13.86	13.86	13.85	13.82	13.84	13.82	13.96
11/05/08	13.95	13.94	13.99	13.96	14.01	14.01	13.98
02/12/09	14.00	14.00	13.99	14.00	14.01	13.99	14.01
05/07/09	13.83	13.81	13.82	13.80	13.81	13.91	13.90
08/06/09	13.75	13.75	13.75	13.75	13.76	13.77	13.76
11/03/09	14.01	14.02	14.02	14.01	13.99	13.98	13.99
02/10/10	13.98	13.98	13.99	13.98	13.99	13.99	13.97
05/17/10	14.00	14.02	14.01	14.02	14.00	14.01	13.98
08/11/10	-	-	-	14.01	14.02	14.01	14.00
08/12/10	14.02	14.03	14.01	-	-	-	-
11/03/10	14.02	14.02	14.02	14.02	14.02	14.02	14.02
02/09/11	14.03	14.03	14.02	14.03	14.02	14.02	14.02
05/26/11	14.04	14.04	14.05	-	-	-	-
05/27/11	-	-	-	14.07	14.06	14.05	14.05
08/18/11	13.99	14.04	14.01	14.02	14.02	14.02	14.06
11/16/11	14.08	14.08	14.05	14.05	14.06	14.08	14.07
02/02/12	13.95	13.95	13.95	13.94	13.95	13.95	13.96
05/16/12	13.96	13.96	13.96	13.96	13.96	13.96	13.96
06/27/12	13.96	13.96	13.96	13.96	13.96	13.96	13.96
08/08/12	13.89	13.89	13.90	13.90	13.90	13.93	13.92
11/13/12	14.02	14.02	14.02	14.02	14.02	14.02	14.02
02/07/13	13.93	13.93	13.94	13.94	13.95	13.97	13.98
05/14/13	13.95	13.95	13.95	13.94	13.94	13.93	13.93
08/15/13	13.98	13.97	13.98	13.98	13.98	13.97	13.98
11/12/13	14.08	14.08	14.09	14.09	14.10	14.10	14.11
02/12/14	14.02	14.02	14.02	14.02	14.02	14.03	14.04
05/07/14	13.96	13.96	13.96	13.96	13.95	13.95	13.95
08/13/14	13.98	13.98	13.98	13.98	13.98	13.98	13.98
12/04/14	13.92	13.92	13.93	13.94	13.95	13.96	13.97
02/05/15	14.02	14.03	14.03	14.03	14.02	14.02	14.02
03/30/15	13.94	13.94	13.94	13.94	13.94	13.94	13.94
05/04/15	13.89	13.89	13.89	13.89	13.89	13.89	13.89
07/22/15	14.02	14.02	14.02	13.97	13.97	13.97	13.97
Sampling Zone Pressure (psi):							
07/26/05	21.95	41.46	65.20	76.02	97.64	121.41	138.69
12/02/05	-	-	-	-	-	-	-
01/04/06	21.85	41.36	65.15	75.96	97.60	121.38	138.71
05/24/06	21.73	41.27	65.11	75.95	97.61	121.43	138.72
08/07/06	21.39	40.84	64.65	75.48	97.13	120.92	138.25
11/15/06	21.02	40.56	64.29	75.13	96.76	120.55	137.85
02/13/07	-	-	-	-	96.78	120.58	137.87
02/14/07	20.89	40.43	64.30	75.12	-	-	-
05/22/07	20.70	40.24	64.04	74.87	96.53	120.32	137.64
08/21/07	20.51	40.00	63.71	74.57	96.22	120.03	137.48
11/19/07	19.75	39.23	63.05	73.93	95.64	119.44	136.83
01/29/08	19.94	39.48	63.31	74.20	95.85	119.69	136.95
05/07/08	20.60	40.10	63.94	74.74	96.45	120.18	137.51
08/07/08	20.14	39.56	63.36	74.19	96.01	119.68	137.07
11/05/08	18.90	38.38	62.12	72.97	94.62	118.39	135.69
02/12/09	18.44	38.04	61.83	72.72	94.34	118.11	135.41
05/07/09	17.99	37.46	61.10	72.01	93.68	117.39	134.83
08/06/09	16.90	36.41	60.13	70.96	92.55	116.38	133.71
11/03/09	16.27	35.79	59.48	70.30	91.88	115.64	132.93
02/10/10	15.75	35.25	58.93	69.76	91.42	115.34	132.66
05/17/10	14.63	34.12	57.77	68.60	90.21	114.02	131.29
08/11/10	-	-	-	67.88	89.50	113.30	130.57
08/12/10	DRY	33.40	57.05	-	-	-	-
11/03/10	DRY	32.78	56.49	67.31	88.92	112.69	130.00
02/09/11	DRY	31.76	55.47	66.33	87.94	111.73	129.03
05/26/11	DRY	31.44	55.17	-	-	-	-
05/27/11	-	-	-	66.03	87.64	111.44	128.75
08/18/11	DRY	31.23	54.96	65.73	87.38	111.20	128.50
11/16/11	DRY	31.02	54.83	65.64	87.28	111.12	128.41
02/02/12	DRY	30.36	54.07	64.89	86.51	110.28	127.59
05/16/12	DRY	29.62	53.34	64.14	85.75	109.54	126.83
06/27/12	DRY	29.61	-	-	-	-	-
08/08/12	DRY	28.92	52.65	63.49	85.10	108.91	126.19
11/13/12	DRY	28.98	52.73	63.55	85.17	108.96	126.27
02/07/13	DRY	29.38	53.21	64.04	85.66	109.46	126.73
05/14/13	DRY	28.74	52.43	63.28	84.89	108.67	125.96
08/15/13	DRY	28.00	51.76	62.56	84.19	107.99	125.26
11/12/13	DRY	27.51	51.28	62.10	83.72	107.51	124.82
02/12/14	DRY	27.61	51.28	62.11	83.79	107.52	124.82
05/07/14	DRY	26.95	50.67	61.50	83.11	106.89	124.19
08/13/14	DRY	26.44	50.27	61.09	82.73	106.52	123.81
12/04/14	DRY	25.96	49.82	60.65	82.30	106.15	123.53
02/05/15	DRY	26.14	49.98	60.83	82.44	106.10	123.43
03/30/15	DRY	25.26	49.79	60.53	82.09	106.08	123.42
05/04/15	DRY	26.02	49.90	60.72	82.32	105.98	123.29
07/22/15	14.23	26.42	50.32	61.03	82.71	106.55	123.92

TABLE 5A (CONT'D)
MULTI-PORT MONITORING WELL INFORMATION
RIALTO GWTS PERCHLORATE AND VOC REMEDIATION
SAN BERNARDINO COUNTY, CALIFORNIA

WELL INFORMATION	M-2 (south of airport)						
	Zone 1	Zone 2	Zone 3	Zone 4	Zone 5	Zone 6	Zone 7
Potentiometric Water Column (ft):							
07/26/05	16.79	61.86	116.70	141.70	191.64	246.55	286.46
12/02/05	-	-	-	-	-	-	-
01/04/06	17.81	62.86	116.54	141.97	192.75	247.79	287.85
05/24/06	18.06	63.20	118.32	143.40	193.42	248.42	288.24
08/07/06	17.33	62.23	117.23	142.32	192.28	247.26	287.18
11/15/06	16.45	61.56	116.35	141.33	191.20	246.34	286.28
02/13/07	-	-	-	-	191.55	246.50	286.51
02/14/07	16.03	61.17	116.35	141.33	-	-	-
05/22/07	15.96	61.10	116.08	141.09	191.15	246.11	286.12
08/21/07	15.48	60.45	115.27	140.31	190.30	245.32	285.61
11/19/07	13.44	58.54	113.58	138.69	188.84	243.82	284.08
01/29/08	13.47	58.63	113.63	138.81	188.82	243.91	283.76
05/07/08	15.22	60.22	115.32	140.15	190.46	245.21	285.26
08/07/08	14.51	59.37	114.37	139.45	189.81	244.54	284.38
11/05/08	11.43	56.46	111.18	136.31	186.21	241.12	281.15
02/12/09	10.26	55.53	110.51	135.64	185.56	240.52	280.43
05/07/09	9.61	54.63	109.22	134.47	184.50	239.04	279.35
08/06/09	7.28	52.34	107.14	132.16	182.00	237.03	277.08
11/03/09	5.22	50.29	105.01	130.03	179.93	234.83	274.75
02/10/10	4.09	49.13	103.81	128.85	178.86	234.12	274.17
05/17/10	1.46	46.43	101.09	126.08	176.05	231.02	270.99
08/11/10	-	-	-	124.44	174.36	229.36	269.28
08/12/10	DRY	44.74	99.42	-	-	-	-
11/03/10	DRY	43.34	98.11	123.10	173.02	227.93	267.91
02/09/11	DRY	40.96	95.75	120.81	170.76	225.71	265.67
05/26/11	DRY	40.19	94.99	-	-	-	-
05/27/11	-	-	-	120.03	169.97	224.97	264.96
08/18/11	DRY	39.71	94.59	119.45	169.46	224.49	264.36
11/16/11	DRY	39.13	94.20	119.17	169.14	224.16	264.13
02/02/12	DRY	37.91	92.68	117.69	167.61	222.52	262.49
05/16/12	DRY	36.17	90.97	115.92	165.83	220.79	260.73
06/27/12	DRY	-	-	-	-	-	-
08/08/12	DRY	34.72	89.51	114.55	164.47	219.40	259.34
11/13/12	DRY	34.56	89.42	114.41	164.36	219.31	259.30
02/07/13	DRY	35.69	90.71	115.73	165.65	220.58	260.45
05/14/13	DRY	34.16	88.89	113.98	163.89	218.85	258.79
08/15/13	DRY	32.41	87.27	112.22	162.19	217.19	257.06
11/12/13	DRY	31.02	85.91	110.90	160.82	215.78	255.74
02/12/14	DRY	31.39	86.07	111.09	161.17	215.96	255.90
05/07/14	DRY	30.01	84.80	109.82	159.76	214.69	254.65
08/13/14	DRY	28.78	83.83	108.82	158.81	213.77	253.71
12/04/14	DRY	27.81	82.91	107.90	157.89	212.96	253.08
02/05/15	DRY	27.97	83.04	108.11	158.05	212.70	252.74
03/30/15	DRY	26.15	82.81	107.62	157.43	212.84	252.90
05/04/15	DRY	28.02	83.18	108.18	158.07	212.73	252.71
07/22/15	0.49	28.64	83.85	108.71	158.79	213.86	253.98
Potentiometric Surface Elevation (ft above msl):							
07/26/05	997.41	997.48	997.32	997.32	997.26	997.17	997.08
12/02/05	-	-	-	-	-	-	-
01/04/06	998.43	998.48	997.16	997.59	998.37	998.41	998.47
05/24/06	998.68	998.82	998.94	999.02	999.04	999.04	998.86
08/07/06	997.95	997.85	997.85	997.94	997.90	997.88	997.80
11/15/06	997.07	997.18	996.97	996.95	996.82	996.96	996.90
02/13/07	-	-	-	-	997.17	997.12	997.13
02/14/07	996.65	996.79	996.97	996.95	-	-	-
05/22/07	996.58	996.72	996.70	996.71	996.77	996.73	996.74
08/21/07	996.10	996.07	995.89	995.93	995.92	995.94	996.23
11/19/07	994.06	994.16	994.20	994.31	994.46	994.44	994.70
01/29/08	994.09	994.25	994.25	994.43	994.44	994.53	994.38
05/07/08	995.84	995.84	995.94	995.77	996.08	995.83	995.88
08/07/08	995.13	994.99	994.99	995.07	995.43	995.16	995.00
11/05/08	992.05	992.08	991.80	991.93	991.83	991.74	991.77
02/12/09	990.88	991.15	991.13	991.26	991.18	991.14	991.05
05/07/09	990.23	990.25	989.84	990.09	990.12	989.66	989.97
08/06/09	987.90	987.96	987.76	987.78	987.62	987.65	987.70
11/03/09	985.84	985.91	985.63	985.65	985.55	985.45	985.37
02/10/10	984.71	984.75	984.43	984.47	984.48	984.74	984.79
05/17/10	982.08	982.05	981.71	981.70	981.67	981.64	981.61
08/11/10	-	-	-	980.06	979.98	979.98	979.90
08/12/10	DRY	980.36	980.04	-	-	-	-
11/03/10	DRY	978.96	978.73	978.72	978.64	978.55	978.53
02/09/11	DRY	976.58	976.37	976.43	976.38	976.33	976.29
05/26/11	DRY	975.81	975.61	-	-	-	-
05/27/11	-	-	-	975.65	975.59	975.59	975.58
08/18/11	DRY	975.33	975.21	975.07	975.08	975.11	974.98
11/16/11	DRY	974.75	974.82	974.79	974.76	974.78	974.75
02/02/12	DRY	973.53	973.30	973.31	973.23	973.14	973.11
05/16/12	DRY	971.79	971.59	971.54	971.45	971.41	971.35
06/27/12	DRY	-	-	-	-	-	-
08/08/12	DRY	970.34	970.13	970.17	970.09	970.02	969.96
11/13/12	DRY	970.18	970.04	970.03	969.98	969.93	969.92
02/07/13	DRY	971.31	971.33	971.35	971.27	971.20	971.07
05/13/13	DRY	969.78	969.51	969.60	969.51	969.47	969.41
08/15/13	DRY	968.03	967.89	967.84	967.81	967.81	967.68
11/12/13	DRY	966.64	966.53	966.52	966.44	966.40	966.36
02/12/14	DRY	967.01	966.69	966.71	966.79	966.58	966.52
05/07/14	DRY	965.63	965.42	965.44	965.38	965.31	965.27
08/13/14	DRY	964.40	964.45	964.44	964.43	964.39	964.33
12/04/14	DRY	963.43	963.53	963.52	963.51	963.58	963.70
02/05/15	DRY	963.59	963.66	963.73	963.67	963.32	963.36
03/30/15	DRY	961.77	963.43	963.24	963.05	963.46	963.52
05/04/15	DRY	963.64	963.80	963.80	963.69	963.35	963.33
07/22/15	981.11	964.26	964.47	964.33	964.41	964.48	964.60

TABLE 5B
MULTI-PORT MONITORING WELL INFORMATION
RIALTO GWTS PERCHLORATE AND VOC REMEDIATION
SAN BERNARDINO COUNTY, CALIFORNIA

WELL INFORMATION	M-3 (north of airport)						
	Zone 1	Zone 2	Zone 3	Zone 4	Zone 5	Zone 6	Zone 7
Coordinates of well:							
Northing	1870803.70	1870803.70	1870803.70	1870803.70	1870803.70	1870803.70	1870803.70
Easting	6741611.14	6741611.14	6741611.14	6741611.14	6741611.14	6741611.14	6741611.14
Elevation of well (ft above msl):							
Top of well monument							
Ground surface	1462.27	1462.27	1462.27	1462.27	1462.27	1462.27	1462.27
Top of well casing	1464.24	1464.24	1464.24	1464.24	1464.24	1464.24	1464.24
Depth (bgs) of Westbay sampling port (ft):	496.5	526.5	556.5	576.5	616.5	631.5	666.5
Atmospheric Pressure (psi):							
07/27/05	14.68	14.68	14.68	14.68	14.68	14.68	14.68
12/02/05	13.98	14.02	14.00	14.00	14.00	14.06	14.00
01/03/06	14.14	14.15	14.70	14.50	14.16	14.11	14.10
05/23/06	13.93	13.90	13.91	13.89	14.02	13.91	13.95
08/04/06	13.92	13.86	13.90	13.87	13.97	13.93	13.91
11/14/06	13.85	13.89	13.89	13.87	13.90	13.90	13.91
02/13/07	13.84	13.85	13.84	13.84	13.83	13.82	13.80
05/21/07	13.76	13.76	13.76	13.76	13.76	13.74	13.73
08/22/07	13.82	13.82	13.82	13.83	13.84	13.88	13.88
11/19/07	13.93	13.94	13.93	13.94	13.95	13.94	13.94
01/29/08	14.06	14.06	14.05	14.08	14.10	14.11	14.06
05/06/08	13.93	13.92	13.93	13.93	13.95	13.96	13.93
08/05/08	13.84	13.85	13.85	13.84	13.85	13.83	13.94
11/03/08	13.90	13.92	13.95	13.96	13.96	13.95	13.93
02/10/09	13.96	13.98	13.98	13.99	14.03	14.03	14.03
05/06/09	13.84	13.86	13.91	13.82	13.81	13.81	13.83
08/04/09	13.76	13.76	13.79	13.79	13.77	13.74	13.76
11/05/09	13.99	13.99	13.98	14.01	13.99	13.99	13.97
02/08/10	13.94	13.96	13.95	13.95	13.93	13.93	13.93
05/17/10	13.96	13.95	13.97	13.98	13.98	13.95	13.98
08/09/10	13.98	13.98	13.97	13.99	13.99	13.99	13.99
11/01/10	14.01	14.03	14.04	14.05	14.04	14.06	14.06
02/07/11	14.05	14.03	14.02	14.03	14.01	14.02	14.01
05/25/11	14.06	14.06	14.06	14.04	14.05	14.06	14.04
08/15/11	13.86	13.87	13.86	13.86	13.86	13.86	13.86
11/14/11	13.98	13.97	13.98	13.98	13.97	13.98	13.97
01/31/12	13.95	13.93	13.94	13.93	13.92	13.91	13.94
05/15/12	13.93	13.93	13.93	13.93	13.93	13.93	13.93
06/27/12	13.91	13.91	13.92	13.93	13.92	13.92	13.91
08/06/12	13.89	13.91	13.90	13.91	13.92	13.92	13.91
11/12/12	13.96	13.96	13.96	13.96	13.96	13.96	13.96
02/05/13	13.89	13.89	13.92	13.93	13.93	13.94	13.96
05/13/13	13.89	13.89	13.89	13.89	13.89	13.89	13.89
08/13/13	13.94	13.93	13.94	13.94	13.94	13.94	13.93
11/12/13	14.01	14.02	14.02	14.03	14.03	14.04	14.04
02/10/14	14.01	13.98	13.99	14.02	14.02	14.01	14.01
05/07/14	13.92	13.92	13.92	13.92	13.92	13.92	13.92
08/11/14	13.86	13.86	13.86	13.86	13.86	13.86	13.86
12/04/14	13.93	13.93	13.92	13.92	13.91	13.91	13.90
02/02/15	14.02	14.02	13.99	13.96	13.96	13.96	13.96
03/30/15	13.95	13.95	-	-	-	-	-
07/21/15	13.96	13.96	13.96	13.96	13.95	13.96	13.96
Sampling Zone Pressure (psi):							
07/27/05	30.78	43.75	56.25	64.90	82.22	88.71	103.83
12/02/05	30.52	43.49	56.75	64.66	81.98	88.46	103.57
01/03/06	30.80	43.73	56.13	64.81	82.12	88.63	103.72
05/23/06	30.83	43.80	56.24	64.92	82.26	88.76	103.87
08/04/06	30.65	43.63	56.34	64.98	82.10	88.60	103.72
11/14/06	30.21	42.21	55.48	64.14	81.48	88.96	103.05
02/13/07	30.02	42.98	55.43	64.10	81.44	87.94	103.08
05/21/07	29.85	42.81	55.09	63.76	81.09	87.58	102.71
08/22/07	30.25	43.16	55.42	63.97	81.37	87.88	103.06
11/19/07	29.34	42.45	55.52	64.23	81.68	88.22	103.53
01/29/08	29.31	42.24	54.62	63.24	80.59	87.10	102.18
05/06/08	29.97	42.97	55.18	63.71	81.10	87.54	102.66
08/05/08	29.93	42.82	55.40	63.73	81.08	87.52	102.76
11/03/08	28.52	41.48	53.56	62.18	79.54	86.03	101.13
02/10/09	27.63	40.52	52.58	61.30	78.62	85.12	100.12
05/06/09	27.08	40.02	52.29	60.88	78.20	84.70	99.99
08/04/09	26.65	39.61	51.81	60.55	77.81	84.32	99.48
11/05/09	25.87	38.80	50.83	59.51	76.82	83.32	98.43
02/08/10	25.01	37.91	50.12	58.74	76.08	82.56	97.64
05/17/10	24.08	37.01	49.05	57.71	75.03	81.50	96.60
08/09/10	23.64	36.58	48.80	57.44	74.76	81.26	96.32
11/01/10	22.92	35.85	48.01	56.65	73.98	80.47	95.57
02/07/11	21.74	34.66	46.75	55.37	72.61	79.16	94.26
05/25/11	21.38	34.32	46.54	55.16	72.48	78.98	94.11
08/15/11	22.20	34.29	46.54	55.16	72.50	78.97	94.09
11/14/11	20.84	33.78	45.92	54.53	71.86	78.37	93.45
01/31/12	20.08	33.02	45.13	53.77	71.07	77.56	92.65
05/15/12	19.62	32.57	44.78	53.43	70.75	77.23	92.35
06/27/12	19.48	32.40	44.65	53.28	70.61	77.06	92.18
08/06/12	19.42	32.33	44.58	53.18	70.50	77.00	92.10
11/12/12	18.93	31.82	43.95	52.59	69.91	76.38	91.48
02/05/13	18.97	31.92	44.06	52.69	69.96	76.40	91.51
05/13/13	18.34	31.27	43.28	51.93	69.23	75.71	90.78
08/13/13	18.38	31.26	43.36	52.01	69.34	75.84	90.93
11/12/13	17.84	30.71	42.70	51.34	68.65	75.12	90.22
02/10/14	17.40	30.30	42.36	51.01	68.32	74.79	89.92
05/07/14	16.99	29.88	41.88	50.53	67.86	74.32	89.42
08/11/14	16.65	29.57	41.73	50.40	67.68	74.19	89.27
12/04/14	15.97	28.88	40.81	49.47	66.78	73.29	88.41
02/02/15	15.75	28.76	40.75	49.41	66.74	73.22	88.33
03/30/15	18.86	31.85	-	-	-	-	-
07/21/15	16.54	29.46	41.79	50.43	67.72	74.24	89.37

TABLE 5B (CONT'D)
MULTI-PORT MONITORING WELL INFORMATION
RIALTO GWTS PERCHLORATE AND VOC REMEDIATION
SAN BERNARDINO COUNTY, CALIFORNIA

WELL INFORMATION	M-3 (north of airport)						
	Zone 1	Zone 2	Zone 3	Zone 4	Zone 5	Zone 6	Zone 7
Potentiometric Water Column (ft):							
07/27/05	37.19	67.15	96.03	116.01	156.02	171.01	205.94
12/02/05	38.21	68.08	98.75	117.02	157.03	171.86	206.91
01/03/06	38.48	68.33	95.70	116.22	156.99	172.14	207.02
05/23/06	39.04	69.07	97.78	117.88	157.63	172.90	207.72
08/04/06	38.65	68.77	98.04	118.06	157.38	172.49	207.46
11/14/06	37.79	65.42	96.07	116.12	156.11	173.39	205.91
02/13/07	37.38	67.29	96.07	116.10	156.18	171.22	206.24
05/21/07	37.17	67.11	95.47	115.50	155.53	170.57	205.54
08/22/07	37.95	67.78	96.10	115.82	155.99	170.94	206.01
11/19/07	35.60	65.86	96.07	116.17	156.46	171.59	206.95
01/29/08	35.23	65.10	93.72	113.56	153.59	168.61	203.56
05/06/08	37.05	67.11	95.29	114.99	155.12	169.97	204.97
08/05/08	37.17	66.92	95.98	115.25	155.30	170.22	205.17
11/03/08	33.77	63.66	91.50	111.39	151.49	166.50	201.43
02/10/09	31.58	61.31	89.17	109.29	149.20	164.22	198.87
05/06/09	30.58	60.43	88.66	108.71	148.74	163.76	199.03
08/04/09	29.78	59.71	87.83	108.02	147.93	163.04	198.01
11/05/09	27.44	57.31	85.12	105.11	145.14	160.15	195.10
02/10/10	25.57	55.32	83.55	103.46	143.57	158.54	193.37
05/17/10	23.38	53.27	81.03	101.02	141.03	156.04	190.85
08/09/10	22.31	52.21	80.46	100.37	140.38	155.39	190.18
11/01/10	20.58	50.40	78.47	98.41	138.46	153.41	188.29
02/07/11	17.76	47.66	75.61	95.50	135.37	150.47	185.38
05/25/11	16.91	46.80	75.03	94.99	134.97	149.97	184.96
08/15/11	19.27	47.17	75.49	95.40	135.46	150.40	185.33
11/14/11	15.85	45.76	73.78	93.67	133.73	148.74	183.60
01/31/12	14.16	44.10	72.05	92.03	132.02	147.03	181.82
05/15/12	13.14	43.06	71.26	91.25	131.25	146.22	181.15
06/27/12	12.87	42.71	70.99	90.90	130.95	145.85	180.80
08/06/12	12.77	42.55	70.87	90.71	130.70	145.71	180.62
11/12/12	11.48	41.26	69.28	89.24	129.24	144.19	179.07
02/05/13	11.73	41.65	69.62	89.54	129.43	144.28	179.14
05/13/13	10.28	40.15	67.89	87.87	127.84	142.80	177.62
08/13/13	10.26	40.03	67.96	87.94	127.97	142.99	177.87
11/12/13	8.85	38.55	66.25	86.19	126.17	141.09	175.98
02/10/14	7.83	37.70	65.53	85.45	125.43	140.40	175.35
05/07/14	7.09	36.87	64.59	84.57	124.60	139.52	174.41
08/11/14	6.44	36.29	64.38	84.41	124.32	139.36	174.20
12/04/14	4.71	34.53	62.12	82.12	122.13	137.17	172.12
02/02/15	4.00	34.05	61.82	81.89	121.92	136.89	171.79
03/30/15	11.34	41.35	-	-	-	-	-
07/21/15	5.96	35.81	64.29	84.25	124.21	139.25	174.20
Potentiometric Surface Elevation (ft above msl):							
07/27/05	1002.93	1002.89	1001.77	1001.75	1001.76	1001.75	1001.68
12/02/05	1003.95	1003.82	1004.49	1002.76	1002.77	1002.60	1002.65
01/03/06	1004.22	1004.07	1001.44	1001.96	1002.73	1002.88	1002.76
05/23/06	1004.78	1004.81	1003.52	1003.62	1003.37	1003.64	1003.46
08/04/06	1004.39	1004.51	1003.78	1003.80	1003.12	1003.23	1003.20
11/14/06	1003.53	1001.16	1001.81	1001.86	1001.85	1004.13	1001.65
02/13/07	1003.12	1003.03	1001.81	1001.84	1001.92	1001.96	1001.98
05/21/07	1002.91	1002.85	1001.21	1001.24	1001.27	1001.31	1001.28
08/22/07	1003.69	1003.52	1001.84	1001.56	1001.73	1001.68	1001.75
11/19/07	1001.34	1001.60	1001.81	1001.91	1002.20	1002.33	1002.69
01/29/08	1000.97	1000.84	999.46	999.30	999.33	999.35	999.30
05/06/08	1002.79	1002.85	1001.03	1000.73	1000.86	1000.71	1000.71
08/05/08	1002.91	1002.66	1001.72	1000.99	1001.04	1000.96	1000.91
10/31/08	999.51	999.40	997.24	997.13	997.23	997.24	997.17
11/03/08	999.51	999.40	997.24	997.13	997.23	997.24	997.17
02/10/09	997.32	997.05	994.91	995.03	994.94	994.96	994.61
05/06/09	996.32	996.17	994.40	994.45	994.48	994.50	994.77
08/04/09	995.52	995.45	993.57	993.76	993.67	993.78	993.75
11/05/09	993.18	993.05	990.86	990.85	990.88	990.89	990.84
02/10/10	991.31	991.06	989.29	989.20	989.31	989.28	989.11
05/17/10	989.12	989.01	986.77	986.76	986.77	986.78	986.59
08/09/10	988.05	987.95	986.20	986.11	986.12	986.13	985.92
11/01/10	986.32	986.14	984.21	984.15	984.20	984.15	984.03
02/07/11	983.50	983.40	981.35	981.24	981.11	981.21	981.12
05/25/11	982.65	982.54	980.77	980.73	980.71	980.71	980.70
08/15/11	985.01	982.91	981.23	981.14	981.20	981.14	981.07
11/14/11	981.59	981.50	979.52	979.41	979.47	979.48	979.34
01/31/12	979.90	979.84	977.79	977.77	977.76	977.77	977.56
05/15/12	978.88	978.80	977.00	976.99	976.99	976.96	976.89
06/27/12	978.61	978.45	976.73	976.64	976.69	976.59	976.54
08/06/12	978.51	978.29	976.61	976.45	976.44	976.45	976.36
11/12/12	977.22	977.00	975.02	974.98	974.98	974.93	974.81
02/05/13	977.47	977.39	975.36	975.28	975.17	975.02	974.88
05/13/13	976.02	975.89	973.63	973.61	973.58	973.54	973.36
08/13/13	976.00	975.77	973.70	973.68	973.71	973.73	973.61
11/12/13	974.59	974.29	971.99	971.93	971.91	971.83	971.72
02/10/14	973.57	973.44	971.27	971.19	971.17	971.14	971.09
05/07/14	972.83	972.61	970.33	970.31	970.34	970.26	970.15
08/11/14	972.18	972.03	970.12	970.15	970.06	970.10	969.94
12/04/14	970.45	970.27	967.86	967.86	967.87	967.91	967.86
02/02/15	969.74	969.79	967.56	967.63	967.66	967.63	967.53
03/30/15	977.08	977.09	-	-	-	-	-
07/21/15	971.70	971.55	970.03	969.99	969.95	969.99	969.94

TABLE 5C
MULTI-PORT MONITORING WELL INFORMATION
RIALTO GWTS PERCHLORATE AND VOC REMEDIATION
SAN BERNARDINO COUNTY, CALIFORNIA

WELL INFORMATION	M-5 (north of airport)						
	Zone 1	Zone 2	Zone 3	Zone 4	Zone 5	Zone 6	Zone 7
Coordinates of well:							
Northing	1869632.76	1869632.76	1869632.76	1869632.76	1869632.76	1869632.76	1869632.76
Easting	6740244.35	6740244.35	6740244.35	6740244.35	6740244.35	6740244.35	6740244.35
Elevation of well (ft above msl):							
Top of well monument							
Ground surface	1436.45	1436.45	1436.45	1436.45	1436.45	1436.45	1436.45
Top of well casing	1438.98	1438.98	1438.98	1438.98	1438.98	1438.98	1438.98
Depth (bgs) of Westbay sampling port (ft):	368.0	473.0	528.0	573.0	638.0	678.0	723.0
Atmospheric Pressure (psi):							
06/17/08	13.77	13.75	13.77	13.82	13.84	13.90	13.92
08/06/08	-	-	-	13.78	13.78	13.77	13.79
08/07/08	13.88	13.89	13.88	-	-	-	-
11/07/08	13.93	13.92	13.95	13.96	13.97	13.98	13.98
02/11/09	14.02	14.00	13.98	14.01	14.02	14.04	14.02
05/05/09	13.88	13.88	13.89	13.94	13.94	13.91	13.94
08/05/09	-	-	-	13.76	13.76	13.74	13.74
08/06/09	13.76	13.79	13.76	-	-	-	-
11/05/09	-	-	-	14.02	14.01	14.00	13.99
11/06/09	14.00	13.99	14.00	-	-	-	-
02/09/10	-	-	-	-	-	-	13.92
02/10/10	13.96	13.96	13.96	13.95	13.95	13.94	-
05/17/10	14.01	14.02	14.01	14.02	13.99	14.02	14.03
08/10/10	13.99	13.98	14.00	13.99	13.98	13.99	13.98
11/02/10	14.05	14.05	14.05	14.05	14.05	14.05	14.05
02/08/11	13.91	13.90	13.91	-	-	-	-
02/09/11	-	-	-	14.02	14.02	14.03	14.03
05/26/11	14.06	14.06	14.04	14.04	14.04	14.05	14.05
08/16/11	13.98	13.98	13.98	13.98	14.02	13.98	14.01
11/14/11	-	-	-	-	13.98	13.97	13.99
11/15/11	14.02	14.01	13.98	14.02	-	-	-
02/01/12	13.99	13.98	13.94	13.97	13.97	14.00	13.99
05/15/12	13.92	13.92	13.92	13.92	13.92	13.92	13.92
06/27/12	13.94	13.97	13.96	13.94	13.91	13.92	13.92
08/07/12	13.92	13.93	13.89	13.86	13.87	13.89	13.89
11/12/12	13.98	13.99	13.99	14.00	14.01	14.01	14.02
02/05/13	-	-	-	-	-	13.88	13.89
02/06/13	13.92	13.92	13.93	13.90	13.89	-	-
05/14/13	13.94	13.94	13.94	13.94	13.93	13.93	13.93
08/14/13	13.92	13.92	13.91	13.91	-	-	-
08/15/13	-	-	-	-	13.93	13.93	13.93
11/11/13	13.98	14.01	14.03	14.02	14.02	14.02	14.03
02/10/14	-	-	-	-	13.97	13.97	13.97
02/11/14	13.98	13.98	13.98	13.98	-	-	-
05/06/14	13.90	13.90	13.89	13.88	13.88	13.87	13.87
08/12/14	13.93	13.93	13.93	13.93	13.93	13.93	13.93
11/26/14	13.94	13.88	13.99	14.03	14.04	14.05	14.06
02/04/15	14.02	14.02	14.02	14.02	14.08	14.02	14.01
03/31/15	13.95	13.95	13.95	13.95	13.95	13.95	13.95
05/28/15	13.91	13.91	13.91	13.91	13.91	13.91	13.91
07/22/15	13.93	13.92	13.92	13.93	13.92	13.93	13.93
Sampling Zone Pressure (psi):							
06/17/08	DRY	29.74	53.20	72.71	100.85	118.17	137.65
08/06/08	-	-	-	73.10	101.28	118.56	138.24
08/07/08	DRY	29.98	53.71	-	-	-	-
11/07/08	DRY	27.79	51.91	71.39	99.52	116.75	136.29
02/11/09	DRY	25.20	50.84	70.31	98.43	115.71	135.17
05/05/09	DRY	25.92	50.25	69.69	97.83	115.10	134.56
08/05/09	-	-	-	69.81	98.02	115.38	134.61
08/06/09	DRY	25.56	50.51	-	-	-	-
11/05/09	-	-	-	68.59	96.69	113.90	133.37
11/06/09	DRY	25.58	49.15	-	-	-	-
02/09/10	-	-	-	-	-	-	132.60
02/10/10	DRY	24.93	48.32	67.73	95.86	113.13	-
05/17/10	DRY	24.29	47.21	66.64	94.77	111.98	131.44
08/10/10	DRY	22.83	47.29	66.74	94.88	112.12	131.58
11/02/10	DRY	22.97	46.41	65.87	93.98	111.21	130.65
02/08/11	DRY	20.79	44.98	-	-	-	-
02/09/11	-	-	-	64.44	92.55	109.80	129.23
05/26/11	DRY	21.12	45.13	64.58	92.72	109.96	129.42
08/16/11	DRY	20.98	45.26	64.71	92.89	110.12	129.60
11/14/11	-	-	-	-	91.85	109.12	128.58
11/15/11	DRY	20.93	44.25	63.71	-	-	-
02/01/12	DRY	20.00	43.32	62.80	90.87	108.12	127.58
05/15/12	DRY	19.97	43.36	62.81	90.96	108.21	127.65
06/27/12	DRY	19.19	43.21	62.64	90.81	108.06	127.52
08/07/12	DRY	19.25	43.16	62.63	90.76	108.03	127.49
11/12/12	DRY	18.99	42.28	61.72	89.86	107.10	126.56
02/05/13	-	-	-	-	-	107.14	126.62
02/06/13	DRY	18.45	42.23	61.69	89.79	-	-
05/14/13	DRY	18.09	41.45	60.92	89.02	106.27	125.71
08/14/13	DRY	18.21	41.92	61.38	-	-	-
08/15/13	-	-	-	-	89.56	106.80	126.30
11/11/13	DRY	17.61	41.00	60.46	88.58	105.82	125.31
02/10/14	-	-	-	-	88.11	105.35	124.82
02/11/14	DRY	17.03	40.50	59.96	-	-	-
05/06/14	23.44	16.97	40.36	59.83	87.96	105.20	124.67
08/12/14	23.05	16.62	40.23	59.66	87.79	105.06	124.52
11/26/14	22.76	15.42	39.26	58.68	86.87	104.07	123.53
02/04/15	22.35	15.22	38.91	58.42	86.56	103.83	123.32
03/31/15	21.91	15.14	39.11	58.62	86.78	104.13	123.64
05/28/15	21.51	16.26	40.26	59.74	87.87	105.18	124.65
07/22/15	21.22	16.99	40.62	60.04	88.21	105.46	124.97

TABLE 5C (CONT'D)
MULTI-PORT MONITORING WELL INFORMATION
RIALTO GWTS PERCHLORATE AND VOC REMEDIATION
SAN BERNARDINO COUNTY, CALIFORNIA

WELL INFORMATION	M-5 (north of airport)						
	Zone 1	Zone 2	Zone 3	Zone 4	Zone 5	Zone 6	Zone 7
Potentiometric Water Column (ft):							
06/17/08	DRY	36.94	91.08	136.04	200.99	240.86	285.82
08/06/08	-	-	-	137.03	202.13	242.06	287.48
08/07/08	DRY	37.17	92.01	-	-	-	-
11/07/08	DRY	32.04	87.69	132.66	197.62	237.40	282.54
02/11/09	DRY	25.87	85.15	130.05	194.99	234.86	279.86
05/05/09	DRY	27.81	83.99	128.78	193.79	233.75	278.63
08/05/09	-	-	-	129.48	194.64	234.79	279.21
08/06/09	DRY	27.19	84.89	-	-	-	-
11/05/09	-	-	-	126.06	190.99	230.77	275.77
11/06/09	DRY	26.77	81.20	-	-	-	-
02/09/10	-	-	-	-	-	-	274.15
02/10/10	DRY	25.34	79.37	124.23	189.21	229.13	-
05/17/10	DRY	23.72	76.69	121.55	186.60	226.29	271.22
08/10/10	DRY	20.44	76.90	121.85	186.88	226.68	271.66
11/02/10	DRY	20.61	74.75	119.70	184.64	224.44	269.35
02/08/11	DRY	15.92	71.77	-	-	-	-
02/09/11	-	-	-	116.47	181.40	221.23	266.11
05/26/11	DRY	16.31	71.82	116.75	181.75	221.55	266.50
08/16/11	DRY	16.17	72.26	117.19	182.19	222.08	267.01
11/14/11	-	-	-	-	179.88	219.80	264.70
11/15/11	DRY	15.99	69.92	114.78	-	-	-
02/01/12	DRY	13.91	67.87	112.80	177.64	217.42	262.39
05/15/12	DRY	13.98	68.01	112.94	177.96	217.81	262.72
06/27/12	DRY	12.06	67.57	112.50	177.64	217.46	262.42
08/07/12	DRY	12.29	67.61	112.66	177.62	217.46	262.42
11/12/12	DRY	11.55	65.35	110.23	175.21	215.04	259.97
02/05/13	-	-	-	-	-	215.43	260.41
02/06/13	DRY	10.46	65.37	110.39	175.33	-	-
05/14/13	DRY	9.59	63.55	108.52	173.46	213.31	258.21
08/14/13	DRY	9.91	64.70	109.66	-	-	-
08/15/13	-	-	-	-	174.71	214.53	259.57
11/11/13	DRY	8.32	62.30	107.28	172.23	212.06	257.06
02/10/14	-	-	-	-	171.26	211.09	256.06
02/11/14	DRY	7.05	61.26	106.21	-	-	-
05/06/14	22.04	7.09	61.15	106.14	171.12	210.97	255.95
08/12/14	21.07	6.21	60.75	105.64	170.62	210.51	255.46
11/26/14	20.37	3.56	58.37	103.14	168.24	207.95	252.88
02/04/15	19.24	2.77	57.50	102.56	167.43	207.46	252.51
03/31/15	18.39	2.75	58.12	103.19	168.24	208.32	253.38
05/28/15	17.56	5.43	60.87	105.87	170.85	210.83	255.81
07/22/15	16.84	7.09	61.68	106.51	171.61	211.43	256.50
Potentiometric Surface Elevation (ft above msl):							
06/17/08	DRY	1000.39	999.53	999.49	999.44	999.31	999.27
08/06/08	-	-	-	1000.48	1000.58	1000.51	1000.93
08/07/08	DRY	1000.62	1000.46	-	-	-	-
11/07/08	DRY	995.49	996.14	996.11	996.07	995.85	995.99
02/11/09	DRY	989.32	993.60	993.50	993.44	993.31	993.31
05/05/09	DRY	991.26	992.44	992.23	992.24	992.20	992.08
08/05/09	-	-	-	992.93	993.09	993.24	992.66
08/06/09	DRY	990.64	993.34	-	-	-	-
11/05/09	-	-	-	989.51	989.44	989.22	989.22
11/06/09	DRY	990.22	989.65	-	-	-	-
02/09/10	-	-	-	-	-	-	987.60
02/10/10	DRY	988.79	987.82	987.68	987.66	987.58	-
05/17/10	DRY	987.17	985.14	985.00	985.05	984.74	984.67
08/10/10	DRY	983.89	985.35	985.30	985.33	985.13	985.11
11/02/10	DRY	984.06	983.20	983.15	983.09	982.89	982.80
02/08/11	DRY	979.37	980.22	-	-	-	-
02/09/11	-	-	-	979.92	979.85	979.68	979.56
05/26/11	DRY	979.76	980.27	980.20	980.20	980.00	979.95
08/16/11	DRY	979.62	980.71	980.64	980.64	980.53	980.46
11/14/11	-	-	-	-	978.33	978.25	978.15
11/15/11	DRY	979.44	978.37	978.23	-	-	-
02/01/12	DRY	977.36	976.32	976.25	976.09	975.87	975.84
05/15/12	DRY	977.43	976.46	976.39	976.41	976.26	976.17
06/27/12	DRY	975.51	976.02	975.95	976.09	975.91	975.87
08/07/12	DRY	975.74	976.06	976.11	976.07	975.91	975.87
11/12/12	DRY	975.00	973.80	973.68	973.66	973.49	973.42
02/05/13	-	-	-	-	-	973.88	973.86
02/06/13	DRY	973.91	973.82	973.84	973.78	-	-
05/14/13	DRY	973.04	972.00	971.97	971.91	971.76	971.66
08/14/13	DRY	973.36	973.15	973.11	-	-	-
08/15/13	-	-	-	-	973.16	972.98	973.02
11/11/13	DRY	971.77	970.75	970.73	970.68	970.51	970.51
02/10/14	-	-	-	-	969.71	969.54	969.51
02/11/14	DRY	970.50	969.71	969.66	-	-	-
05/06/14	1090.49	970.54	969.60	969.59	969.57	969.42	969.40
08/12/14	1089.52	969.66	969.20	969.09	969.07	968.96	968.91
11/26/14	1088.82	967.01	966.82	966.59	966.69	966.40	966.33
02/04/15	1087.69	966.22	965.95	966.01	965.88	965.91	965.96
03/31/15	1086.84	966.20	966.57	966.64	966.69	966.77	966.83
05/28/15	1086.01	968.88	969.32	969.32	969.30	969.28	969.26
07/22/15	1085.29	970.54	970.13	969.96	970.06	969.88	969.95

TABLE 5D
MULTI-PORT MONITORING WELL INFORMATION
RIALTO GWTS PERCHLORATE AND VOC REMEDIATION
SAN BERNARDINO COUNTY, CALIFORNIA

WELL INFORMATION	M-6 (north of airport)						
	Zone 1	Zone 2	Zone 3	Zone 4	Zone 5	Zone 6	Zone 7
Coordinates of well:							
Northing	1870680.51	1870680.51	1870680.51	1870680.51	1870680.51	1870680.51	1870680.51
Easting	6742934.91	6742934.91	6742934.91	6742934.91	6742934.91	6742934.91	6742934.91
Elevation of well (ft above msl):							
Top of well monument							
Ground surface	1448.04	1448.04	1448.04	1448.04	1448.04	1448.04	1448.04
Top of well casing	1447.34	1447.34	1447.34	1447.34	1447.34	1447.34	1447.34
Depth (bgs) of Westbay sampling port (ft):	392.0	482.0	543.0	593.0	633.0	693.0	733.0
Atmospheric Pressure (psi):							
06/18/08	13.85	13.82	13.84	13.83	13.85	13.90	13.94
08/06/08	13.83	13.83	13.82	13.82	13.82	13.86	13.94
10/31/08	13.92	13.93	13.95	13.92	13.93	13.94	13.96
02/11/09	14.03	14.04	14.05	14.06	14.01	13.99	13.95
05/06/09	13.80	13.81	13.83	13.83	13.85	13.89	13.91
08/05/09	13.76	13.76	13.76	13.75	13.77	13.76	13.76
11/04/09	13.98	13.98	13.99	13.98	13.99	13.98	14.01
02/09/10	13.96	13.95	13.98	13.99	13.97	13.96	13.97
05/17/10	14.04	14.04	14.04	14.04	14.02	13.98	13.98
08/11/10	14.00	14.00	13.99	14.01	13.99	13.98	13.98
11/02/10	-	-	14.04	14.04	14.04	14.04	14.04
11/03/10	14.03	14.03	-	-	-	-	-
02/08/11	13.92	13.92	13.93	13.91	13.92	13.90	13.90
05/25/11	-	-	-	-	14.05	14.04	14.05
05/26/11	14.05	14.02	14.02	14.02	-	-	-
08/17/11	13.98	13.99	14.01	13.98	13.99	13.99	14.02
11/15/11	-	-	-	-	-	14.06	14.09
11/16/11	14.01	13.99	13.99	13.98	14.01	-	-
01/31/12	13.93	-	-	-	-	-	-
02/01/12	-	14.01	14.00	13.99	13.99	13.99	13.99
05/16/12	13.89	13.89	13.89	13.89	13.89	13.89	13.89
06/28/12	13.69	13.97	13.98	13.98	13.98	13.98	13.96
08/06/12	13.90	13.91	13.91	13.89	13.89	13.89	13.88
11/13/12	14.01	14.01	14.01	14.01	14.01	14.01	14.01
02/05/13	-	-	13.92	13.93	13.91	13.92	13.92
02/07/13	13.96	13.93	-	-	-	-	-
05/13/13	13.93	13.90	13.88	-	-	-	-
08/13/13	13.83	13.93	13.93	13.94	13.94	13.94	13.94
11/12/13	14.01	14.02	14.03	14.04	14.05	14.05	14.06
02/11/14	-	-	13.96	13.98	13.98	14.00	14.00
02/12/14	13.96	13.98	-	-	-	-	-
05/07/14	13.94	13.94	13.93	13.93	13.92	13.92	13.91
08/11/14	-	-	-	-	13.93	13.93	13.93
08/12/14	13.93	13.93	13.93	13.93	-	-	-
12/04/14	13.96	13.96	13.96	13.97	13.97	13.97	13.97
02/03/15	13.99	13.99	14.03	13.99	13.99	14.02	14.02
03/30/15	13.94	13.94	-	-	-	-	-
07/21/15	13.95	13.95	13.95	13.95	13.94	13.95	13.95
Sampling Zone Pressure (psi):							
06/18/08	17.23	29.21	55.16	76.71	93.96	119.81	137.29
08/06/08	17.56	29.08	54.97	76.60	93.82	119.81	137.26
10/31/08	17.54	27.86	53.78	75.33	92.62	118.54	135.71
02/11/09	17.35	27.04	53.01	74.48	91.96	117.84	135.07
05/06/09	17.28	26.72	52.61	74.17	91.50	117.38	134.68
08/05/09	16.83	25.91	51.80	73.40	90.77	116.64	133.93
11/04/09	17.15	25.18	51.06	72.55	89.85	115.68	132.93
02/09/10	16.98	24.46	50.38	71.95	89.25	115.17	132.44
05/17/10	16.89	23.42	49.38	70.90	88.20	114.06	131.32
08/11/10	16.80	22.85	48.73	70.33	87.63	113.52	130.77
11/02/10	-	-	48.11	69.66	86.95	112.83	130.09
11/03/10	16.82	22.18	-	-	-	-	-
02/08/11	16.78	21.05	46.95	68.50	85.80	111.67	128.93
05/25/11	-	-	-	-	85.43	111.29	128.58
05/26/11	16.72	20.61	46.53	68.11	-	-	-
08/17/11	16.59	20.50	46.41	67.99	85.30	111.19	128.47
11/15/11	-	-	-	-	-	110.87	128.18
11/16/11	16.65	20.05	46.03	67.61	84.92	-	-
01/31/12	16.62	-	-	-	-	-	-
02/01/12	-	19.45	45.41	66.95	84.21	110.10	127.36
05/16/12	16.71	18.80	44.73	66.31	83.62	109.51	126.78
06/28/12	16.78	18.54	44.46	66.06	83.35	109.24	126.49
08/06/12	16.85	18.39	44.33	65.93	83.23	109.12	126.41
11/13/12	17.06	18.09	44.01	65.59	82.88	108.76	126.03
02/05/13	-	-	44.23	65.85	83.14	109.05	126.32
02/07/13	17.22	18.27	-	-	-	-	-
05/13/13	17.38	17.68	43.59	-	-	-	-
08/13/13	17.61	17.32	43.25	64.84	82.15	108.05	125.32
11/12/13	17.74	16.80	42.73	64.33	81.61	107.49	124.76
02/11/14	-	-	42.59	64.18	81.45	107.37	124.63
02/12/14	17.73	16.66	-	-	-	-	-
05/07/14	17.71	16.10	42.03	63.59	80.90	106.75	124.03
08/11/14	-	-	-	-	80.54	106.45	123.72
08/12/14	17.57	15.43	41.63	63.25	-	-	-
12/04/14	17.43	15.02	41.02	62.56	79.91	105.81	123.01
02/03/15	17.40	15.02	41.02	62.64	79.93	105.87	123.13
03/30/15	15.52	21.37	-	-	-	-	-
07/21/15	17.29	15.47	41.52	63.16	80.46	106.41	123.69

TABLE 5D (CONT'D)
MULTI-PORT MONITORING WELL INFORMATION
RIALTO GWTS PERCHLORATE AND VOC REMEDIATION
SAN BERNARDINO COUNTY, CALIFORNIA

WELL INFORMATION	M-6 (north of airport)						
	Zone 1	Zone 2	Zone 3	Zone 4	Zone 5	Zone 6	Zone 7
Potentiometric Water Column (ft):							
06/18/08	7.81	35.55	95.45	145.25	185.05	244.65	284.94
08/06/08	8.62	35.23	95.06	145.02	184.80	244.74	284.87
10/31/08	8.36	32.18	92.01	141.86	181.77	241.63	281.24
02/11/09	7.67	30.03	90.00	139.57	180.06	239.89	279.79
05/06/09	8.04	29.82	89.58	139.39	179.37	239.06	278.98
08/05/09	7.09	28.07	87.87	137.79	177.87	237.65	277.59
11/04/09	7.32	25.87	85.63	135.30	175.24	234.93	274.71
02/09/10	6.98	24.28	84.08	133.89	173.90	233.80	273.67
05/17/10	6.58	21.67	81.64	131.35	171.36	231.18	271.06
08/11/10	6.47	20.44	80.25	130.10	170.11	229.94	269.78
11/02/10	-	-	78.70	128.48	168.42	228.20	268.08
11/03/10	6.44	18.83	-	-	-	-	-
02/08/11	6.61	16.47	76.28	126.10	166.04	225.85	265.72
05/25/11	-	-	-	-	164.89	224.65	264.56
05/26/11	6.17	15.22	75.10	124.95	-	-	-
08/17/11	6.03	15.04	74.84	124.76	164.73	224.53	264.38
11/15/11	-	-	-	-	-	223.63	263.55
11/16/11	6.10	14.00	74.01	123.89	163.80	-	-
01/31/12	6.21	-	-	-	-	-	-
02/01/12	-	12.57	72.56	122.34	162.21	222.01	261.88
05/16/12	6.51	11.34	71.24	121.09	161.08	220.88	260.78
06/28/12	7.14	10.56	70.41	120.30	160.24	220.05	259.94
08/06/12	6.81	10.35	70.27	120.21	160.18	219.98	259.94
11/13/12	7.05	9.42	69.30	119.15	159.09	218.87	258.77
02/05/13	-	-	70.02	119.94	159.92	219.75	259.64
02/07/13	7.53	10.03	-	-	-	-	-
05/13/13	7.97	8.73	68.63	-	-	-	-
08/13/13	8.73	7.83	67.73	117.58	157.57	217.39	257.29
11/12/13	8.62	6.42	66.30	116.17	156.06	215.85	255.72
02/11/14	-	-	66.14	115.96	155.86	215.68	255.56
02/12/14	8.71	6.19	-	-	-	-	-
05/07/14	8.71	4.99	64.91	114.71	154.72	214.44	254.38
08/11/14	-	-	-	-	153.87	213.72	253.61
08/12/14	8.41	3.47	63.99	113.93	-	-	-
12/04/14	8.02	2.45	62.51	112.24	152.32	212.15	251.88
02/03/15	7.88	2.38	62.35	112.38	152.32	212.17	252.04
03/30/15	3.65	17.16	-	-	-	-	-
07/21/15	7.72	3.51	63.69	113.68	153.66	213.58	253.50
Potentiometric Surface Elevation (ft above msl):							
06/18/08	1063.85	1001.59	1000.49	1000.29	1000.09	999.69	999.98
08/06/08	1064.66	1001.27	1000.10	1000.06	999.84	999.78	999.91
10/31/08	1064.40	998.22	997.05	996.90	996.81	996.67	996.28
02/11/09	1063.71	996.07	995.04	994.61	995.10	994.93	994.83
05/06/09	1064.08	995.86	994.62	994.43	994.41	994.10	994.02
08/05/09	1063.13	994.11	992.91	992.83	992.91	992.69	992.63
11/04/09	1063.36	991.91	990.67	990.34	990.28	989.97	989.75
02/09/10	1063.02	990.32	989.12	988.93	988.94	988.84	988.71
05/17/10	1062.62	987.71	986.68	986.39	986.40	986.22	986.10
08/11/10	1062.51	986.48	985.29	985.14	985.15	984.98	984.82
11/02/10	-	-	983.74	983.52	983.46	983.24	983.12
11/03/10	1062.48	984.87	-	-	-	-	-
02/08/11	1062.65	982.51	981.32	981.14	981.08	980.89	980.76
05/25/11	-	-	-	-	979.93	979.69	979.60
05/26/11	1062.21	981.26	980.14	979.99	-	-	-
08/17/11	1062.07	981.08	979.88	979.80	979.77	979.57	979.42
11/15/11	-	-	-	-	-	978.67	978.59
11/16/11	1062.14	980.04	979.05	978.93	978.84	-	-
01/31/12	1062.25	-	-	-	-	-	-
02/01/12	-	978.61	977.60	977.38	977.25	977.05	976.92
05/16/12	1062.55	977.38	976.28	976.13	976.12	975.92	975.82
06/28/12	1063.18	976.60	975.45	975.34	975.28	975.09	974.98
08/06/12	1062.85	976.39	975.31	975.25	975.22	975.02	974.98
11/13/12	1063.09	975.46	974.34	974.19	974.13	973.91	973.81
02/05/13	-	-	975.06	974.98	974.96	974.79	974.68
02/07/13	1063.57	976.07	-	-	-	-	-
05/13/13	1064.01	974.77	973.67	-	-	-	-
08/13/13	1064.77	973.87	972.77	972.62	972.61	972.43	972.33
11/12/13	1064.66	972.46	971.34	971.21	971.10	970.89	970.76
02/11/14	-	-	971.18	971.00	970.90	970.72	970.60
02/12/14	1064.75	972.23	-	-	-	-	-
05/07/14	1064.75	971.03	969.95	969.75	969.76	969.48	969.42
08/11/14	-	-	-	-	968.91	968.76	968.65
08/12/14	1064.45	969.51	969.03	968.97	-	-	-
12/04/14	1064.06	968.49	967.55	967.28	967.36	967.19	966.92
02/03/15	1063.92	968.42	967.39	967.42	967.36	967.21	967.08
03/30/15	1059.69	983.20	-	-	-	-	-
07/21/15	1063.76	969.55	968.73	968.72	968.70	968.62	968.54

TABLE 5E
MULTI-PORT MONITORING WELL INFORMATION
RIALTO GWTS PERCHLORATE AND VOC REMEDIATION
SAN BERNARDINO COUNTY, CALIFORNIA

WELL INFORMATION	N-20					
	Zone 1	Zone 2	Zone 3	Zone 4	Zone 5	Zone 6
Coordinates of well:						
Northing	1871776.40	1871776.40	1871776.40	1871776.40	1871776.40	1871776.40
Easting	6737957.36	6737957.36	6737957.36	6737957.36	6737957.36	6737957.36
Elevation of well (ft above msl):						
Top of well monument						
Ground surface	1502.18	1502.18	1502.18	1502.18	1502.18	1502.18
Top of well casing	1501.57	1501.57	1501.57	1501.57	1501.57	1501.57
Depth (bgs) of Westbay sampling port (ft):	387.0	442.0	582.0	627.0	672.0	717.0
Atmospheric Pressure (psi):						
02/04/13	13.86	13.87	13.87	13.87	13.86	13.90
05/14/13	13.90	13.90	13.89	13.89	13.88	13.88
08/14/13	13.39	13.91	13.91	13.93	13.91	13.91
11/12/13	14.05	14.05	14.04	14.04	14.03	14.03
02/12/14	-	-	-	13.96	13.95	13.96
02/13/14	13.97	13.98	13.95	-	-	-
05/07/14	13.94	13.94	13.94	13.94	13.94	13.94
08/13/14	13.89	13.89	13.89	13.89	13.89	13.89
12/04/14	13.90	13.90	13.91	13.91	13.92	13.92
02/04/15	-	-	-	13.98	13.96	13.99
02/05/15	13.99	13.99	13.99	-	-	-
07/23/15	13.93	13.95	13.95	13.99	13.96	13.96
Sampling Zone Pressure (psi):						
02/04/13	25.59	14.03	37.91	57.34	76.75	96.16
05/14/13	25.58	13.92	36.88	56.31	75.76	95.16
08/14/13	25.22	13.97	38.90	58.36	77.82	97.30
11/12/13	24.73	13.92	36.87	56.32	75.78	95.24
02/12/14	-	-	-	55.32	74.73	94.14
02/13/14	23.94	13.78	35.85	-	-	-
05/07/14	23.21	13.81	35.51	54.96	74.40	93.80
08/13/14	22.38	13.72	37.12	56.57	76.03	95.50
12/04/14	21.46	13.76	34.81	54.28	73.78	93.32
02/04/15	-	-	-	53.58	73.01	92.42
02/05/15	21.01	13.62	34.10	-	-	-
07/23/15	19.22	13.86	37.14	56.62	76.10	95.52
Potentiometric Water Column (ft):						
02/04/13	27.10	0.37	55.53	100.42	145.28	190.02
05/14/13	26.98	DRY	53.11	97.99	142.94	187.76
08/14/13	27.32	DRY	57.73	102.63	147.63	192.63
11/12/13	24.67	DRY	52.74	97.67	142.64	187.60
02/12/14	-	-	-	95.54	140.40	185.22
02/13/14	23.03	DRY	50.59	-	-	-
05/07/14	21.41	DRY	49.83	94.76	139.66	184.48
08/13/14	19.61	DRY	53.66	98.59	143.54	188.52
12/04/14	17.46	DRY	48.28	93.25	138.28	183.41
02/04/15	-	-	-	91.48	136.41	181.17
02/05/15	16.22	DRY	46.45	-	-	-
07/23/15	12.22	-0.21	53.57	98.48	143.54	188.40
Potentiometric Surface Elevation (ft above msl):						
02/04/13	1142.28	1060.55	975.71	975.60	975.46	975.20
05/14/13	1142.16	DRY	973.29	973.17	973.12	972.94
08/14/13	1142.50	DRY	977.91	977.81	977.81	977.81
11/12/13	1139.85	DRY	972.92	972.85	972.82	972.78
02/12/14	-	-	-	970.72	970.58	970.40
02/13/14	1138.21	DRY	970.77	-	-	-
05/07/14	1136.59	DRY	970.01	969.94	969.84	969.66
08/13/14	1134.79	DRY	973.84	973.77	973.72	973.70
12/04/14	1132.64	DRY	968.46	968.43	968.46	968.59
02/04/15	-	-	-	966.66	966.59	966.35
02/05/15	1131.40	DRY	966.63	-	-	-
07/23/15	1127.40	1059.97	973.75	973.66	973.72	973.58

TABLE 6
GWTS EXTRACTION WELL INFORMATION
RIALTO GWTS PERCHLORATE AND VOC REMEDIATION
SAN BERNARDINO COUNTY, CALIFORNIA

WELL INFORMATION	MIRO-2	MIRO-3
Coordinates of well:		
Northing	1868329.78	1868464.37
Easting	6741553.61	6742477.50
Elevation of well (ft above msl):		
Ground surface	1416.90	1412.49
Top of 2" monitoring pipe	1419.11	1415.01
Depth of well casing (ft):	860	860
Depth of louvered interval (ft):	515-595	525-590
	625-850	620-850
Depth to static groundwater (ft):		
02/20/11	442.59	439.32
06/16/11	442.49	439.71
08/18/11	442.89	439.90
11/14/11	444.68	440.31
01/30/12	446.84	442.10
05/14/12	447.34	444.03
08/06/12	448.09	445.12
10/04/12	-	445.57
11/12/12	449.64	446.29
01/10/13	447.93	443.62
02/05/13	449.35	445.78
05/13/13	450.66	447.05
08/12/13	451.57	448.03
10/21/13	-	449.85
11/11/13	453.62	450.36
12/19/13	453.42	450.08
01/08/14	452.29	449.28
02/10/14	427.75‡	449.48
05/05/14	454.27	451.08
08/11/14	454.87	451.64
11/18/14	455.96	451.58
01/22/15	-	453.05
02/05/15	456.28	471.83
03/25/15	-	472.96
05/04/15	461.33	470.31
07/20/15	453.62	469.32
Groundwater Elevation (ft above msl):		
02/20/11	976.52	975.69
06/16/11	976.62	975.30
08/18/11	976.22	975.11
11/14/11	974.43	974.70
01/30/12	972.27	972.91
05/14/12	971.77	970.98
08/06/12	971.02	969.89
10/04/12	-	969.44
11/12/12	969.47	968.72
01/10/13	971.18	971.39
02/05/13	969.76	969.23
05/13/13	968.45	967.96
08/12/13	967.54	966.98
10/21/13	-	965.16
11/11/13	965.49	964.65
12/19/13	965.69	964.93
01/08/14	966.82	965.73
02/10/14	991.36‡	965.53
05/05/14	964.84	963.93
08/11/14	964.24	963.37
11/18/14	963.15	963.43
01/22/15	-	961.96
02/05/15	962.83	943.18
03/25/15	-	942.05
05/04/15	957.78	944.70
07/20/15	965.49	945.69

TABLE 7
HISTORICAL SUMMARY DATA - MONITORING WELL F-6
RIALTO GWTS PERCHLORATE AND VOC REMEDIATION

ANALYTE	UNITS	Jun 1990	Jul 1990	Oct 1990	Dec 1990	Feb 1991	May 1991	Aug 1991	Nov 1991	Jul 1992
GENERAL CHEMISTRY										
Bicarbonate	mg/L	NA	NA	NA	NA	NA	NA	NA	NA	NA
Carbonate	mg/L	NA	NA	NA	NA	NA	NA	NA	NA	NA
Chloride	mg/L	NA	NA	NA	NA	NA	NA	NA	NA	NA
Hardness (as $CaCO_3$)	mg/L	NA	NA	NA	NA	NA	NA	NA	NA	NA
Hydroxide	mg/L	NA	NA	NA	NA	NA	NA	NA	NA	NA
MBAS	mg/L	NA	NA	NA	NA	NA	NA	NA	NA	NA
Nitrate (as N)	mg/L	NA	NA	NA	NA	NA	NA	NA	NA	NA
Perchlorate	µg/L	NA	NA	NA	NA	NA	NA	NA	NA	NA
Sulfate	mg/L	NA	NA	NA	NA	NA	NA	NA	NA	NA
Total Alkalinity (as $CaCO_3$)	mg/L	NA	NA	NA	NA	NA	NA	NA	NA	NA
Total Dissolved Solids (TDS)	mg/L	NA	NA	NA	NA	NA	NA	NA	NA	NA
FIELD PARAMETERS										
Dissolved Oxygen (DO)	mg/L	NA	NA	NA	NA	NA	NA	NA	NA	NA
pH	units	NA	8.30	7.58	7.7	7.8	7.50	7.54	8.02	NA
Specific Conductance	µmhos/cm	NA	697	310	370	228	396	384	365	NA
Temperature	C°	NA	NA	NA	NA	NA	NA	NA	NA	NA
Turbidity	NTU	NA	NA	NA	NA	NA	NA	NA	NA	NA
METALS										
Antimony	mg/L	NA	NA	NA	NA	NA	NA	NA	NA	NA
Arsenic	mg/L	NA	NA	NA	NA	NA	NA	NA	NA	NA
Barium	mg/L	NA	NA	NA	NA	NA	NA	NA	NA	NA
Beryllium	mg/L	NA	NA	NA	NA	NA	NA	NA	NA	NA
Cadmium	mg/L	NA	NA	NA	NA	NA	NA	NA	NA	NA
Calcium	mg/L	NA	NA	NA	NA	NA	NA	NA	NA	NA
Chromium	mg/L	NA	NA	NA	NA	NA	NA	NA	NA	NA
Cobalt	mg/L	NA	NA	NA	NA	NA	NA	NA	NA	NA
Copper	mg/L	NA	NA	NA	NA	NA	NA	NA	NA	NA
Iron	mg/L	NA	NA	NA	NA	NA	NA	NA	NA	NA
Lead	mg/L	NA	NA	NA	NA	NA	NA	NA	NA	NA
Magnesium	mg/L	NA	NA	NA	NA	NA	NA	NA	NA	NA
Manganese	mg/L	NA	NA	NA	NA	NA	NA	NA	NA	NA
Mercury	mg/L	NA	NA	NA	NA	NA	NA	NA	NA	NA
Molybdenum	mg/L	NA	NA	NA	NA	NA	NA	NA	NA	NA
Nickel	mg/L	NA	NA	NA	NA	NA	NA	NA	NA	NA
Potassium	mg/L	NA	NA	NA	NA	NA	NA	NA	NA	NA
Selenium	mg/L	NA	NA	NA	NA	NA	NA	NA	NA	NA
Silver	mg/L	NA	NA	NA	NA	NA	NA	NA	NA	NA
Sodium	mg/L	NA	NA	NA	NA	NA	NA	NA	NA	NA
Thallium	mg/L	NA	NA	NA	NA	NA	NA	NA	NA	NA
Vanadium	mg/L	NA	NA	NA	NA	NA	NA	NA	NA	NA
Zinc	mg/L	NA	NA	NA	NA	NA	NA	NA	NA	NA
VOLATILE ORGANIC COMPOUNDS										
Acetone	µg/L	NR	NR	NR	NR	NR	NR	NR	NR	NR
1,1,1-Trichloroethane	µg/L	0.2	0.2	0.2	0.2	0.2	0.2	0.2	0.2	0.50
1,1-Dichloroethane	µg/L	NR	NR	NR	NR	0.50	0.50	0.50	0.50	0.50
1,1-Dichloroethene	µg/L	NA	NA	NA	NA	NA	NA	NA	NA	NA
1,2-Dichloroethane	µg/L	0.098	0.098	0.098	0.098	0.098	0.098	0.098	0.098	0.098
1,2-Dichloropropane	µg/L	NR	NR	NR	NR	0.50	0.50	0.50	0.50	0.50
Bromodichloromethane	µg/L	0.13	0.13	0.13	0.13	0.13	0.13	0.13	0.13	0.13
Chloroform	µg/L	0.2	0.2	NR	NR	0.50	NR	NR	NR	NR
cis-1,2-Dichloroethene	µg/L	NA	NA	NA	NA	NA	NA	NA	NA	NA
Dibromochloromethane	µg/L	0.5	0.5	0.5	0.5	0.5	0.5	0.5	0.5	0.5
Dichlorodifluoromethane	µg/L	0.50	0.50	0.50	0.50	0.50	0.50	0.50	0.50	0.50
Methylene Chloride	µg/L	5.0	5.0	5.0	15	15	15	14	5.0	0.50
Methyl t-butyl ether (MTBE)	µg/L	0.11	0.11	0.11	0.11	0.11	0.11	0.11	0.11	0.11
Tetrachloroethene	µg/L	0.50	0.50	0.50	0.50	0.50	0.50	0.50	0.50	0.50
Toluene	µg/L	NR	NR	NR	NR	0.50	NR	NR	NR	0.50
Trichloroethene	µg/L	NR	NR	NR	NR	0.50	NR	NR	NR	0.50
Trichlorofluoromethane	µg/L	0.50	0.50	0.50	0.50	0.50	0.50	0.50	0.50	0.50
TIC - Dichlorofluoromethane	µg/L	NR	NR	NR	NR	NR	NR	NR	NR	NR

TABLE 7 (CONT'D)
HISTORICAL SUMMARY DATA - MONITORING WELL F-6
RIALTO GWTS PERCHLORATE AND VOC REMEDIATION

ANALYTE	UNITS	Aug 1992	Nov 1992	Feb 1993	May 1993	Aug 1993	Nov 1993	Mar 1994	Jun 1994	Aug 1994
GENERAL CHEMISTRY										
Bicarbonate	mg/L	NA	NA	NA	NA	NA	NA	NA	NA	NA
Carbonate	mg/L	NA	NA	NA	NA	NA	NA	NA	NA	NA
Chloride	mg/L	NA	NA	NA	NA	NA	NA	NA	NA	NA
Hardness (as $CaCO_3$)	mg/L	NA	NA	NA	NA	NA	NA	NA	NA	NA
Hydroxide	mg/L	NA	NA	NA	NA	NA	NA	NA	NA	NA
MBAS	mg/L	NA	NA	NA	NA	NA	NA	NA	NA	NA
Nitrate (as N)	mg/L	NA	NA	NA	NA	NA	NA	NA	NA	NA
Perchlorate	µg/L	NA	NA	NA	NA	NA	NA	NA	NA	NA
Sulfate	mg/L	NA	NA	NA	NA	NA	NA	NA	NA	NA
Total Alkalinity (as $CaCO_3$)	mg/L	NA	NA	NA	NA	NA	NA	NA	NA	NA
Total Dissolved Solids (TDS)	mg/L	NA	NA	NA	NA	NA	NA	NA	NA	NA
FIELD PARAMETERS										
Dissolved Oxygen (DO)	mg/L	NA	NA	NA	NA	NA	NA	NA	NA	NA
pH	units	NA	7.9	7.19	7.45	7.80	7.33	7.79	NA	NA
Specific Conductance	µmhos/cm	NA	300	344.9	337.7	339	355	338	NA	NA
Temperature	C°	NA	NA	NA	NA	NA	NA	21	NA	NA
Turbidity	NTU	NA	NA	NA	NA	NA	NA	NA	NA	NA
METALS										
Antimony	mg/L	NA	NA	NA	NA	NA	NA	NA	NA	NA
Arsenic	mg/L	NA	NA	NA	NA	NA	NA	NA	NA	NA
Barium	mg/L	NA	NA	NA	NA	NA	NA	NA	NA	NA
Beryllium	mg/L	NA	NA	NA	NA	NA	NA	NA	NA	NA
Cadmium	mg/L	NA	NA	NA	NA	NA	NA	NA	NA	NA
Calcium	mg/L	NA	NA	NA	NA	NA	NA	NA	NA	NA
Chromium	mg/L	NA	NA	NA	NA	NA	NA	NA	NA	NA
Cobalt	mg/L	NA	NA	NA	NA	NA	NA	NA	NA	NA
Copper	mg/L	NA	NA	NA	NA	NA	NA	NA	NA	NA
Iron	mg/L	NA	NA	NA	NA	NA	NA	NA	NA	NA
Lead	mg/L	NA	NA	NA	NA	NA	NA	NA	NA	NA
Magnesium	mg/L	NA	NA	NA	NA	NA	NA	NA	NA	NA
Manganese	mg/L	NA	NA	NA	NA	NA	NA	NA	NA	NA
Mercury	mg/L	NA	NA	NA	NA	NA	NA	NA	NA	NA
Molybdenum	mg/L	NA	NA	NA	NA	NA	NA	NA	NA	NA
Nickel	mg/L	NA	NA	NA	NA	NA	NA	NA	NA	NA
Potassium	mg/L	NA	NA	NA	NA	NA	NA	NA	NA	NA
Selenium	mg/L	NA	NA	NA	NA	NA	NA	NA	NA	NA
Silver	mg/L	NA	NA	NA	NA	NA	NA	NA	NA	NA
Sodium	mg/L	NA	NA	NA	NA	NA	NA	NA	NA	NA
Thallium	mg/L	NA	NA	NA	NA	NA	NA	NA	NA	NA
Vanadium	mg/L	NA	NA	NA	NA	NA	NA	NA	NA	NA
Zinc	mg/L	NA	NA	NA	NA	NA	NA	NA	NA	NA
VOLATILE ORGANIC COMPOUNDS										
Acetone	µg/L	NR	NR	NR	NR	NR	NR	NR	NR	NR
1,1,1-Trichloroethane	µg/L	0.5	1.0	0.10	0.25	0.10	0.50	0.02	0.02	0.2
1,1-Dichloroethane	µg/L	NR	NR	NR	NR	NR	NR	NR	NR	0.35
1,1-Dichloroethene	µg/L	NA	NA	NA	NA	NA	NA	NA	NA	NA
1,2-Dichloroethane	µg/L	0.098	0.098	0.098	0.098	0.098	0.098	0.098	0.098	0.098
1,2-Dichloropropane	µg/L	NR	NR	NR	NR	NR	NR	NR	NR	0.2
Bromodichloromethane	µg/L	0.13	0.13	0.13	0.13	0.13	0.13	0.13	0.13	0.13
Chloroform	µg/L	NR	NR	NR	0.50	NA	NA	0.20	0.20	0.2
cis-1,2-Dichloroethene	µg/L	NA	NA	NA	NA	NA	NA	NA	NA	NA
Dibromochloromethane	µg/L	0.5	0.5	0.5	0.5	1.0	0.5	0.07	0.35	0.35
Dichlorodifluoromethane	µg/L	0.50	5.0	0.50	0.50	0.50	0.50	0.08	0.35	0.35
Methylene Chloride	µg/L	0.50	1.0	0.50	0.50	0.50	0.50	0.7	0.2	0.2
Methyl t-butyl ether (MTBE)	µg/L	0.11	0.11	0.11	0.11	0.11	0.11	0.11	0.11	0.11
Tetrachloroethene	µg/L	0.9	1.0	0.50	0.50	0.50	0.50	0.08	0.35	0.35
Toluene	µg/L	0.05	1.0	0.50	NR	0.50	NR	NR	NR	0.2
Trichloroethene	µg/L	0.5	1.0	0.50	0.50	0.50	0.50	0.05	0.2	0.2
Trichlorofluoromethane	µg/L	0.50	1.0	0.50	0.5	0.5	0.5	0.5	0.5	0.35
TIC - Dichlorofluoromethane	µg/L	NR	NR	NR	NR	NR	NR	NR	NR	NR

TABLE 7 (CONT'D)
HISTORICAL SUMMARY DATA - MONITORING WELL F-6
RIALTO GWTS PERCHLORATE AND VOC REMEDIATION

ANALYTE	UNITS	Dec 1994	Mar 1995	May 1995	Jul 1995	Nov 1995	Feb 1996	May 1996	Jul 1996	Jul-96 Retest
GENERAL CHEMISTRY										
Bicarbonate	mg/L	NA	NA	NA	NA	NA	NA	NA	NA	NA
Carbonate	mg/L	NA	NA	NA	NA	NA	NA	NA	NA	NA
Chloride	mg/L	NA	NA	NA	NA	NA	NA	NA	NA	NA
Hardness (as $CaCO_3$)	mg/L	NA	NA	NA	NA	NA	NA	NA	NA	NA
Hydroxide	mg/L	NA	NA	NA	NA	NA	NA	NA	NA	NA
MBAS	mg/L	NA	NA	NA	NA	NA	NA	NA	NA	NA
Nitrate (as N)	mg/L	NA	NA	NA	NA	NA	NA	NA	NA	NA
Perchlorate	µg/L	NA	NA	NA	NA	NA	NA	NA	NA	NA
Sulfate	mg/L	NA	NA	NA	NA	NA	NA	NA	NA	NA
Total Alkalinity (as $CaCO_3$)	mg/L	NA	NA	NA	NA	NA	NA	NA	NA	NA
Total Dissolved Solids (TDS)	mg/L	NA	NA	NA	NA	NA	NA	NA	NA	NA
FIELD PARAMETERS										
Dissolved Oxygen (DO)	mg/L	NA	NA	NA	NA	NA	NA	NA	NA	NA
pH	units	7.52	7.38	7.50	7.55	7.20	7.76	7.66	7.54	NA
Specific Conductance	µmhos/cm	343	381	435	387	385	396	398	409	NA
Temperature	C°	19	16	18	15	18	NA	NA	NA	NA
Turbidity	NTU	NA	NA	NA	NA	NA	NA	NA	NA	NA
METALS										
Antimony	mg/L	NA	NA	NA	NA	NA	NA	NA	NA	NA
Arsenic	mg/L	NA	NA	NA	NA	NA	NA	NA	NA	NA
Barium	mg/L	NA	NA	NA	NA	NA	NA	NA	NA	NA
Beryllium	mg/L	NA	NA	NA	NA	NA	NA	NA	NA	NA
Cadmium	mg/L	NA	NA	NA	NA	NA	NA	NA	NA	NA
Calcium	mg/L	NA	NA	NA	NA	NA	NA	NA	NA	NA
Chromium	mg/L	NA	NA	NA	NA	NA	NA	NA	NA	NA
Cobalt	mg/L	NA	NA	NA	NA	NA	NA	NA	NA	NA
Copper	mg/L	NA	NA	NA	NA	NA	NA	NA	NA	NA
Iron	mg/L	NA	NA	NA	NA	NA	NA	NA	NA	NA
Lead	mg/L	NA	NA	NA	NA	NA	NA	NA	NA	NA
Magnesium	mg/L	NA	NA	NA	NA	NA	NA	NA	NA	NA
Manganese	mg/L	NA	NA	NA	NA	NA	NA	NA	NA	NA
Mercury	mg/L	NA	NA	NA	NA	NA	NA	NA	NA	NA
Molybdenum	mg/L	NA	NA	NA	NA	NA	NA	NA	NA	NA
Nickel	mg/L	NA	NA	NA	NA	NA	NA	NA	NA	NA
Potassium	mg/L	NA	NA	NA	NA	NA	NA	NA	NA	NA
Selenium	mg/L	NA	NA	NA	NA	NA	NA	NA	NA	NA
Silver	mg/L	NA	NA	NA	NA	NA	NA	NA	NA	NA
Sodium	mg/L	NA	NA	NA	NA	NA	NA	NA	NA	NA
Thallium	mg/L	NA	NA	NA	NA	NA	NA	NA	NA	NA
Vanadium	mg/L	NA	NA	NA	NA	NA	NA	NA	NA	NA
Zinc	mg/L	NA	NA	NA	NA	NA	NA	NA	NA	NA
VOLATILE ORGANIC COMPOUNDS										
Acetone	µg/L	NR	NR	NR	NR	NR	NR	NR	NR	NR
1,1,1-Trichloroethane	µg/L	0.20	0.20	0.20	0.20	0.20	0.6	0.6	0.22	0.22
1,1-Dichloroethane	µg/L	0.19	0.19	0.19	0.19	0.19	0.30	0.30	0.18	0.18
1,1-Dichloroethene	µg/L	NA	NA	NA	NA	NA	0.22	0.22	0.22	0.22
1,2-Dichloroethane	µg/L	0.098	0.098	0.098	0.098	0.098	0.098	0.098	0.098	0.098
1,2-Dichloropropane	µg/L	0.16	0.16	0.16	0.16	0.16	0.3	0.3	0.22	0.22
Bromodichloromethane	µg/L	0.13	0.13	0.13	0.13	0.13	0.13	0.13	0.13	0.13
Chloroform	µg/L	0.26	0.26	0.26	0.26	0.26	0.50	0.50	0.13	0.13
cis-1,2-Dichloroethene	µg/L	NA	NA	NA	NA	NA	NA	NA	NA	NA
Dibromochloromethane	µg/L	0.27	0.27	0.27	0.27	0.27	NA	NA	0.21	0.21
Dichlorodifluoromethane	µg/L	0.29	0.29	0.29	0.29	0.29	0.30	0.30	0.29	0.29
Methylene Chloride	µg/L	0.17	0.17	**0.46**[5]	0.17	0.17	1.2	1.2	0.28	0.28
Methyl t-butyl ether (MTBE)	µg/L	0.11	0.11	0.11	0.11	0.11	0.11	0.11	0.11	0.11
Tetrachloroethene	µg/L	0.16	0.16	0.16	0.16	0.16	0.3	1.0	0.17	0.17
Toluene	µg/L	**0.19**	0.10	0.10	0.10	0.10	0.7	0.7	0.27	0.27
Trichloroethene	µg/L	0.31	0.31	0.31	0.31	0.31	0.3	0.3	0.19	0.19
Trichlorofluoromethane	µg/L	0.23	0.23	0.23	0.23	0.23	0.20	0.20	0.30	0.30
TIC - Dichlorofluoromethane	µg/L	NR	NR	NR	NR	NR	NR	NR	NR	NR

TABLE 7 (CONT'D)
HISTORICAL SUMMARY DATA - MONITORING WELL F-6
RIALTO GWTS PERCHLORATE AND VOC REMEDIATION

ANALYTE	UNITS	Oct 1996	Jan 1997	Apr 1997	Jul 1997	Oct 1997	Jan 1998	Apr 1998	Jul 1998	Oct 1998
GENERAL CHEMISTRY										
Bicarbonate	mg/L	NA	NA	NA	NA	NA	NA	NA	NA	NA
Carbonate	mg/L	NA	NA	NA	NA	NA	NA	NA	NA	NA
Chloride	mg/L	NA	NA	NA	NA	NA	NA	NA	NA	NA
Hardness (as $CaCO_3$)	mg/L	NA	NA	NA	NA	NA	NA	NA	NA	NA
Hydroxide	mg/L	NA	NA	NA	NA	NA	NA	NA	NA	NA
MBAS	mg/L	NA	NA	NA	NA	NA	NA	NA	NA	NA
Nitrate (as N)	mg/L	NA	NA	NA	NA	NA	NA	NA	NA	NA
Perchlorate	µg/L	NA	NA	NA	NA	4.2	1.6	0.4	0.4	**3.9**
Sulfate	mg/L	NA	NA	NA	NA	NA	NA	NA	NA	NA
Total Alkalinity (as $CaCO_3$)	mg/L	NA	NA	NA	NA	NA	NA	NA	NA	NA
Total Dissolved Solids (TDS)	mg/L	NA	NA	NA	NA	NA	NA	NA	NA	NA
FIELD PARAMETERS										
Dissolved Oxygen (DO)	mg/L	NA	NA	NA	NA	NA	NA	NA	NA	NA
pH	units	7.44	7.0	7.45	6.99	7.34	7.57	7.3	7.4	7.4
Specific Conductance	µmhos/cm	393	368	382	391	NA	NA	NA	NA	NA
Temperature	C°	NA	NA	NA	NA	NA	NA	NA	NA	NA
Turbidity	NTU	NA	NA	NA	NA	NA	NA	NA	NA	NA
METALS										
Antimony	mg/L	NA	NA	NA	NA	NA	NA	NA	NA	NA
Arsenic	mg/L	NA	NA	NA	NA	NA	NA	NA	NA	NA
Barium	mg/L	NA	NA	NA	NA	NA	NA	NA	NA	NA
Beryllium	mg/L	NA	NA	NA	NA	NA	NA	NA	NA	NA
Cadmium	mg/L	NA	NA	NA	NA	NA	NA	NA	NA	NA
Calcium	mg/L	NA	NA	NA	NA	NA	NA	NA	NA	NA
Chromium	mg/L	NA	NA	NA	NA	NA	NA	NA	NA	NA
Cobalt	mg/L	NA	NA	NA	NA	NA	NA	NA	NA	NA
Copper	mg/L	NA	NA	NA	NA	NA	NA	NA	NA	NA
Iron	mg/L	NA	NA	NA	NA	NA	NA	NA	NA	NA
Lead	mg/L	NA	NA	NA	NA	NA	NA	NA	NA	NA
Magnesium	mg/L	NA	NA	NA	NA	NA	NA	NA	NA	NA
Manganese	mg/L	NA	NA	NA	NA	NA	NA	NA	NA	NA
Mercury	mg/L	NA	NA	NA	NA	NA	NA	NA	NA	NA
Molybdenum	mg/L	NA	NA	NA	NA	NA	NA	NA	NA	NA
Nickel	mg/L	NA	NA	NA	NA	NA	NA	NA	NA	NA
Potassium	mg/L	NA	NA	NA	NA	NA	NA	NA	NA	NA
Selenium	mg/L	NA	NA	NA	NA	NA	NA	NA	NA	NA
Silver	mg/L	NA	NA	NA	NA	NA	NA	NA	NA	NA
Sodium	mg/L	NA	NA	NA	NA	NA	NA	NA	NA	NA
Thallium	mg/L	NA	NA	NA	NA	NA	NA	NA	NA	NA
Vanadium	mg/L	NA	NA	NA	NA	NA	NA	NA	NA	NA
Zinc	mg/L	NA	NA	NA	NA	NA	NA	NA	NA	NA
VOLATILE ORGANIC COMPOUNDS										
Acetone	µg/L	NR	NR	NR	NR	NR	NR	NR	NR	NR
1,1,1-Trichloroethane	µg/L	0.22	0.22	0.22	0.27	0.27	0.27	0.27	0.27	0.27
1,1-Dichloroethane	µg/L	0.18	0.18	0.18	0.30	0.30	0.30	0.30	0.30	0.30
1,1-Dichloroethene	µg/L	0.22	0.22	0.22	0.17	0.17	0.17	0.17	0.17	0.17
1,2-Dichloroethane	µg/L	0.098	0.098	0.098	0.098	0.098	0.098	0.098	0.098	0.098
1,2-Dichloropropane	µg/L	0.22	0.22	0.22	0.26	0.26	0.26	0.26	0.26	0.26
Bromodichloromethane	µg/L	0.13	0.13	0.13	0.13	0.13	0.13	0.13	0.13	0.13
Chloroform	µg/L	0.13	0.13	0.13	0.17	0.17	0.17	0.17	0.17	0.17
cis-1,2-Dichloroethene	µg/L	NA	NA	NA	0.12	0.12	0.12	0.12	0.12	0.12
Dibromochloromethane	µg/L	0.21	0.21	0.21	0.18	0.18	0.18	0.18	0.18	0.18
Dichlorodifluoromethane	µg/L	0.29	0.29	0.29	0.22	0.22	0.22	0.22	0.22	0.22
Methylene Chloride	µg/L	0.28	0.28	0.28	0.21	0.21	**0.44**	0.6	**0.41**	0.21
Methyl t-butyl ether (MTBE)	µg/L	0.11	0.11	0.11	0.11	0.11	0.11	0.11	0.11	0.11
Tetrachloroethene	µg/L	0.17	**0.19**	0.17	0.32	**0.44**	**0.31**	0.6	0.5	0.32
Toluene	µg/L	0.27	0.27	0.27	0.12	0.12	0.7	0.12	0.12	0.12
Trichloroethene	µg/L	0.19	0.19	0.19	0.17	0.17	0.17	**0.22**	**0.17**	**0.17**
Trichlorofluoromethane	µg/L	0.30	0.30	0.30	0.25	0.25	0.25	0.25	0.25	0.25
TIC - Dichlorofluoromethane	µg/L	NR	NR	NR	NR	NR	NR	NR	NR	NR

TABLE 7 (CONT'D)
HISTORICAL SUMMARY DATA - MONITORING WELL F-6
RIALTO GWTS PERCHLORATE AND VOC REMEDIATION

ANALYTE	UNITS	Jan 1999	Apr 1999	Jul 1999	Oct 1999	Jan 2000	Apr 2000	Jul 2000	Oct 2000	Jan 2001
GENERAL CHEMISTRY										
Bicarbonate	mg/L	NA	NA	NA	NA	NA	NA	NA	NA	NA
Carbonate	mg/L	NA	NA	NA	NA	NA	NA	NA	NA	NA
Chloride	mg/L	NA	NA	NA	NA	NA	NA	NA	NA	NA
Hardness (as $CaCO_3$)	mg/L	NA	NA	NA	NA	NA	NA	NA	NA	NA
Hydroxide	mg/L	NA	NA	NA	NA	NA	NA	NA	NA	NA
MBAS	mg/L	NA	NA	NA	NA	NA	NA	NA	NA	NA
Nitrate (as N)	mg/L	NA	NA	NA	NA	NA	NA	NA	NA	NA
Perchlorate	µg/L	4.0	4.0	1	1	1	**1.9**	10	51	250
Sulfate	mg/L	NA	NA	NA	NA	NA	NA	NA	NA	NA
Total Alkalinity (as $CaCO_3$)	mg/L	NA	NA	NA	NA	NA	NA	NA	NA	NA
Total Dissolved Solids (TDS)	mg/L	NA	NA	NA	NA	NA	NA	NA	NA	NA
FIELD PARAMETERS										
Dissolved Oxygen (DO)	mg/L	6.1	6.6	7.8	6.2	7.5	8.0	8.8	6.3	7.7
pH	units	7.46	7.4	7.7	7.9	7.7	7.9	7.4	7.7	7.9
Specific Conductance	µmhos/cm	NA	NA	NA	NA	NA	230	350	420	360
Temperature	C°	20	19	19	20	19	20	19	19	19
Turbidity	NTU	NA	NA	NA	NA	NA	<5	<5	<5	<5
METALS										
Antimony	mg/L	NA	NA	NA	NA	NA	NA	NA	NA	NA
Arsenic	mg/L	NA	NA	NA	NA	NA	NA	NA	NA	NA
Barium	mg/L	NA	NA	NA	NA	NA	NA	NA	NA	NA
Beryllium	mg/L	NA	NA	NA	NA	NA	NA	NA	NA	NA
Cadmium	mg/L	NA	NA	NA	NA	NA	NA	NA	NA	NA
Calcium	mg/L	NA	NA	NA	NA	NA	NA	NA	NA	NA
Chromium	mg/L	NA	NA	NA	NA	NA	NA	NA	NA	NA
Cobalt	mg/L	NA	NA	NA	NA	NA	NA	NA	NA	NA
Copper	mg/L	NA	NA	NA	NA	NA	NA	NA	NA	NA
Iron	mg/L	NA	NA	NA	NA	NA	NA	NA	NA	NA
Lead	mg/L	NA	NA	NA	NA	NA	NA	NA	NA	NA
Magnesium	mg/L	NA	NA	NA	NA	NA	NA	NA	NA	NA
Manganese	mg/L	NA	NA	NA	NA	NA	NA	NA	NA	NA
Mercury	mg/L	NA	NA	NA	NA	NA	NA	NA	NA	NA
Molybdenum	mg/L	NA	NA	NA	NA	NA	NA	NA	NA	NA
Nickel	mg/L	NA	NA	NA	NA	NA	NA	NA	NA	NA
Potassium	mg/L	NA	NA	NA	NA	NA	NA	NA	NA	NA
Selenium	mg/L	NA	NA	NA	NA	NA	NA	NA	NA	NA
Silver	mg/L	NA	NA	NA	NA	NA	NA	NA	NA	NA
Sodium	mg/L	NA	NA	NA	NA	NA	NA	NA	NA	NA
Thallium	mg/L	NA	NA	NA	NA	NA	NA	NA	NA	NA
Vanadium	mg/L	NA	NA	NA	NA	NA	NA	NA	NA	NA
Zinc	mg/L	NA	NA	NA	NA	NA	NA	NA	NA	NA
VOLATILE ORGANIC COMPOUNDS										
Acetone	µg/L	NR	NR	NR	NR	NR	NR	NR	NR	NR
1,1,1-Trichloroethane	µg/L	0.27	0.27	0.24	0.24	0.24	0.32	0.38	0.38	0.38
1,1-Dichloroethane	µg/L	0.30	0.30	0.31	0.31	0.31	0.39	0.35	0.35	0.7
1,1-Dichloroethene	µg/L	0.17	0.17	0.19	0.19	0.19	0.37	0.34	0.34	0.34
1,2-Dichloroethane	µg/L	0.098	0.098	0.098	0.098	0.098	0.098	0.098	0.098	0.098
1,2-Dichloropropane	µg/L	0.26	0.26	0.20	0.20	0.20	0.23	0.29	1.3	6.1
Bromodichloromethane	µg/L	0.13	0.13	0.13	0.13	0.13	0.13	0.13	0.13	0.13
Chloroform	µg/L	0.17	0.17	0.24	0.24	0.24	0.30	0.28	0.28	0.28
cis-1,2-Dichloroethene	µg/L	0.12	0.12	0.19	0.19	0.19	0.48	0.18	0.18	**0.39**[6]
Dibromochloromethane	µg/L	0.18	0.18	0.29	0.29	0.29	0.33	0.24	0.24	0.24
Dichlorodifluoromethane	µg/L	0.22	0.22	0.24	0.24	0.24	0.48	0.22	0.22	0.22
Methylene Chloride	µg/L	0.21	0.21	0.27	0.27	0.27	**0.42**[5]	0.27	**1.7**[5,6]	5.0[6]
Methyl t-butyl ether (MTBE)	µg/L	0.11	0.11	0.11	0.11	0.11	0.11	0.11	0.11	0.11
Tetrachloroethene	µg/L	**0.37**	0.32	0.34	**0.36**	0.6	0.48	0.6	0.9	2.9
Toluene	µg/L	**0.27**[5]	**0.13**	0.14	0.14	0.14	0.24	0.22	0.22	0.22
Trichloroethene	µg/L	0.17	0.17	**0.3**	0.17	**0.45**	0.35	**0.43**	0.8	7.9
Trichlorofluoromethane	µg/L	0.25	0.25	0.43	0.43	0.43	0.14	0.23	0.23	0.23
TIC - Dichlorofluoromethane	µg/L	NR	NR	NR	NR	NR	NR	NR	NR	NR

TABLE 7 (CONT'D)
HISTORICAL SUMMARY DATA - MONITORING WELL F-6
RIALTO GWTS PERCHLORATE AND VOC REMEDIATION

ANALYTE	UNITS	Apr 2001	Jul 2001	Oct 2001	Jan 2002	Apr 2002	Jul 2002	Oct 2002	Oct 2002	Nov 2002
GENERAL CHEMISTRY										
Bicarbonate	mg/L	NA	NA	NA	NA	NA	NA	NA	NA	NA
Carbonate	mg/L	NA	NA	NA	NA	NA	NA	NA	NA	NA
Chloride	mg/L	NA	NA	NA	NA	NA	NA	NA	NA	NA
Hardness (as $CaCO_3$)	mg/L	NA	NA	NA	NA	NA	NA	NA	NA	NA
Hydroxide	mg/L	NA	NA	NA	NA	NA	NA	NA	NA	NA
MBAS	mg/L	NA	NA	NA	NA	NA	NA	NA	NA	NA
Nitrate (as N)	mg/L	NA	NA	NA	NA	NA	NA	NA	NA	NA
Perchlorate	µg/L	240	190	150	110	300	103	160	300	310
Sulfate	mg/L	NA	NA	NA	NA	NA	NA	NA	NA	NA
Total Alkalinity (as $CaCO_3$)	mg/L	NA	NA	NA	NA	NA	NA	NA	NA	NA
Total Dissolved Solids (TDS)	mg/L	NA	NA	NA	NA	NA	NA	NA	NA	NA
FIELD PARAMETERS										
Dissolved Oxygen (DO)	mg/L	5.3	6.9	3.0	2.6	3.3	2.9	NA	6.2	NA
pH	units	6.9	7.5	7.2	6.8	7.5	7.1	NA	7.2	NA
Specific Conductance	µmhos/cm	390	470	430	510	560	520	NA	460	NA
Temperature	C°	21	19	19.8	20.4	20.7	21.3	NA	21	NA
Turbidity	NTU	<5	<5	9	<5	<5	<5	NA	<5	NA
METALS										
Antimony	mg/L	NA	NA	NA	NA	NA	NA	NA	NA	NA
Arsenic	mg/L	NA	NA	NA	NA	NA	NA	NA	NA	NA
Barium	mg/L	NA	NA	NA	NA	NA	NA	NA	NA	NA
Beryllium	mg/L	NA	NA	NA	NA	NA	NA	NA	NA	NA
Cadmium	mg/L	NA	NA	NA	NA	NA	NA	NA	NA	NA
Calcium	mg/L	NA	NA	NA	NA	NA	NA	NA	NA	NA
Chromium	mg/L	NA	NA	NA	NA	NA	NA	NA	NA	NA
Cobalt	mg/L	NA	NA	NA	NA	NA	NA	NA	NA	NA
Copper	mg/L	NA	NA	NA	NA	NA	NA	NA	NA	NA
Iron	mg/L	NA	NA	NA	NA	NA	NA	NA	NA	NA
Lead	mg/L	NA	NA	NA	NA	NA	NA	NA	NA	NA
Magnesium	mg/L	NA	NA	NA	NA	NA	NA	NA	NA	NA
Manganese	mg/L	NA	NA	NA	NA	NA	NA	NA	NA	NA
Mercury	mg/L	NA	NA	NA	NA	NA	NA	NA	NA	NA
Molybdenum	mg/L	NA	NA	NA	NA	NA	NA	NA	NA	NA
Nickel	mg/L	NA	NA	NA	NA	NA	NA	NA	NA	NA
Potassium	mg/L	NA	NA	NA	NA	NA	NA	NA	NA	NA
Selenium	mg/L	NA	NA	NA	NA	NA	NA	NA	NA	NA
Silver	mg/L	NA	NA	NA	NA	NA	NA	NA	NA	NA
Sodium	mg/L	NA	NA	NA	NA	NA	NA	NA	NA	NA
Thallium	mg/L	NA	NA	NA	NA	NA	NA	NA	NA	NA
Vanadium	mg/L	NA	NA	NA	NA	NA	NA	NA	NA	NA
Zinc	mg/L	NA	NA	NA	NA	NA	NA	NA	NA	NA
VOLATILE ORGANIC COMPOUNDS										
Acetone	µg/L	NR	NR	NR	NR	NR	NR	**3.9**[6]	ND	1.2
1,1,1-Trichloroethane	µg/L	0.38	0.38	0.38	0.38	0.29	0.29	0.29	0.12	0.12
1,1-Dichloroethane	µg/L	**0.43**	1.3	1.2	1.0	1.1	0.94	0.77	0.68	0.74
1,1-Dichloroethene	µg/L	0.34	0.34	0.34	0.34	0.38	0.38	0.38	0.12	0.12
1,2-Dichloroethane	µg/L	0.098	0.098	0.098	0.098	0.098	0.098	0.098	0.098	0.21
1,2-Dichloropropane	µg/L	1	9.7	9.8	8.0	9.2	8.0	5.4	4.0	3.7
Bromodichloromethane	µg/L	0.13	0.13	0.13	0.13	0.13	0.13	0.13	0.13	0.50
Chloroform	µg/L	0.28	0.6	0.5	0.7	0.86	0.91	0.86	0.96	0.76
cis-1,2-Dichloroethene	µg/L	0.18	0.7[6]	**0.43**[6]	**0.37**[6]	**0.39**[6]	0.34	0.34	**0.37**[6]	0.18
Dibromochloromethane	µg/L	0.24	0.24	0.24	0.24	0.28	0.28	0.28	0.37	0.37
Dichlorodifluoromethane	µg/L	**0.27**	1.1	3.3[6]	1.6	3.2[6]	2.0	1.5	0.18	**0.43**
Methylene Chloride	µg/L	0.27	7.6[5,6]	**0.39**	0.27	0.52	0.52	0.52	0.15	0.15
Methyl t-butyl ether (MTBE)	µg/L	0.11	0.11	0.11	0.11	0.11	0.11	0.11	0.11	0.11
Tetrachloroethene	µg/L	1.5	4.7	3.1	3.6	3.3	3.4	3.6	5.4	6.8
Toluene	µg/L	0.22	0.22	0.22	0.22	0.27	0.27	0.27	0.22	0.22
Trichloroethene	µg/L	3.9	3.8	3.0	2.4	2.2	6.6	23	75	120
Trichlorofluoromethane	µg/L	0.23	**0.63**	**0.73**	**0.54**	0.54	0.54	0.54	**0.24**	0.16
TIC - Dichlorofluoromethane	µg/L	NR	NR	NR	NR	NR	NR	NR	NR	NR

TABLE 7 (CONT'D)
HISTORICAL SUMMARY DATA - MONITORING WELL F-6
RIALTO GWTS PERCHLORATE AND VOC REMEDIATION

ANALYTE	UNITS	Dec 2002	Jan 2003	Jan 2003	Feb 2003	Mar 2003	Apr 2003	May 2003	Jun 2003	Jul 2003
GENERAL CHEMISTRY										
Bicarbonate	mg/L	NA	NA	NA	NA	NA	NA	NA	NA	NA
Carbonate	mg/L	NA	NA	NA	NA	NA	NA	NA	NA	NA
Chloride	mg/L	NA	NA	NA	NA	NA	NA	NA	NA	NA
Hardness (as $CaCO_3$)	mg/L	NA	NA	NA	NA	NA	NA	NA	NA	NA
Hydroxide	mg/L	NA	NA	NA	NA	NA	NA	NA	NA	NA
MBAS	mg/L	NA	NA	NA	NA	NA	NA	NA	NA	NA
Nitrate (as N)	mg/L	NA	NA	NA	NA	NA	NA	NA	NA	NA
Perchlorate	µg/L	270	56	250	230	240	240	220	230	220
Sulfate	mg/L	NA	NA	NA	NA	NA	NA	NA	NA	NA
Total Alkalinity (as $CaCO_3$)	mg/L	NA	NA	NA	NA	NA	NA	NA	NA	NA
Total Dissolved Solids (TDS)	mg/L	NA	NA	NA	NA	NA	NA	NA	NA	NA
FIELD PARAMETERS										
Dissolved Oxygen (DO)	mg/L	4.5	6.7	NA	9.5	6.0	8.4	8.1	6.9	NA
pH	units	7.6	7.1	NA	7.2	7.6	7.0	7.2	7.0	NA
Specific Conductance	µmhos/cm	310	380	NA	470	500	450	430	510	NA
Temperature	C°	20	21.2	NA	19	19	19	19.3	21	NA
Turbidity	NTU	<5	<5	NA	<5	<5	<5	<5	<5	NA
METALS										
Antimony	mg/L	NA	NA	NA	NA	NA	NA	NA	NA	NA
Arsenic	mg/L	NA	NA	NA	NA	NA	NA	NA	NA	NA
Barium	mg/L	NA	NA	NA	NA	NA	NA	NA	NA	NA
Beryllium	mg/L	NA	NA	NA	NA	NA	NA	NA	NA	NA
Cadmium	mg/L	NA	NA	NA	NA	NA	NA	NA	NA	NA
Calcium	mg/L	NA	NA	NA	NA	NA	NA	NA	NA	NA
Chromium	mg/L	NA	NA	NA	NA	NA	NA	NA	NA	NA
Cobalt	mg/L	NA	NA	NA	NA	NA	NA	NA	NA	NA
Copper	mg/L	NA	NA	NA	NA	NA	NA	NA	NA	NA
Iron	mg/L	NA	NA	NA	NA	NA	NA	NA	NA	NA
Lead	mg/L	NA	NA	NA	NA	NA	NA	NA	NA	NA
Magnesium	mg/L	NA	NA	NA	NA	NA	NA	NA	NA	NA
Manganese	mg/L	NA	NA	NA	NA	NA	NA	NA	NA	NA
Mercury	mg/L	NA	NA	NA	NA	NA	NA	NA	NA	NA
Molybdenum	mg/L	NA	NA	NA	NA	NA	NA	NA	NA	NA
Nickel	mg/L	NA	NA	NA	NA	NA	NA	NA	NA	NA
Potassium	mg/L	NA	NA	NA	NA	NA	NA	NA	NA	NA
Selenium	mg/L	NA	NA	NA	NA	NA	NA	NA	NA	NA
Silver	mg/L	NA	NA	NA	NA	NA	NA	NA	NA	NA
Sodium	mg/L	NA	NA	NA	NA	NA	NA	NA	NA	NA
Thallium	mg/L	NA	NA	NA	NA	NA	NA	NA	NA	NA
Vanadium	mg/L	NA	NA	NA	NA	NA	NA	NA	NA	NA
Zinc	mg/L	NA	NA	NA	NA	NA	NA	NA	NA	NA
VOLATILE ORGANIC COMPOUNDS										
Acetone	µg/L	1.2	ND	NA	6.9	2.8	1.9	NA	NA	NA
1,1,1-Trichloroethane	µg/L	0.12	0.12	0.15	0.16	0.080	0.072	0.072	0.072	**0.090**
1,1-Dichloroethane	µg/L	0.72	0.78	0.92	0.76	0.67	0.72	0.69	0.56	0.72
1,1-Dichloroethene	µg/L	0.12	0.12	0.18	0.17	**0.14**	**0.10**	**0.11**	**0.10**	**0.090**
1,2-Dichloroethane	µg/L	0.21	0.098	0.081	0.18	0.19	0.12	0.12	0.12	0.098
1,2-Dichloropropane	µg/L	3.6	3.6	3.8	3.7	3.5	3.8	3.7	4.0	3.9
Bromodichloromethane	µg/L	0.50	0.13	0.069	0.18	0.13	0.087	0.087	0.087	0.13
Chloroform	µg/L	1.0	0.89	1.2	0.94	0.78	0.89	0.82	0.75	0.81
cis-1,2-Dichloroethene	µg/L	0.18	0.18	0.077	0.17	0.13	0.070	**0.090**	**0.080**	**0.11**
Dibromochloromethane	µg/L	0.37	0.37	0.098	0.14	0.15	0.12	0.12	0.12	0.12
Dichlorodifluoromethane	µg/L	**0.79**	0.18	0.20	1.1	0.56	**0.45**	0.56	**0.44**	0.50
Methylene Chloride	µg/L	0.15	0.15	0.057	0.11	0.17	0.12	0.12	0.12	0.12
Methyl t-butyl ether (MTBE)	µg/L	0.11	0.11	0.11	0.11	0.11	0.11	0.11	0.11	0.11
Tetrachloroethene	µg/L	8.3	7.6	8.5	7.5	6.9	6.7	6.7	5.6	6.4
Toluene	µg/L	0.22	0.22	0.085	0.18	0.033	0.042	0.042	0.042	0.042
Trichloroethene	µg/L	170[(6)]	160[(6)]	180[(6)]	120	110	100	130	92	93
Trichlorofluoromethane	µg/L	**0.35**	**0.24**	0.18	**0.21**	**0.25**	**0.24**	**0.23**	**0.18**	**0.23**
TIC - Dichlorofluoromethane	µg/L	NR	NR	NR	NR	NR	NR	NR	NR	NR

TABLE 7 (CONT'D)
HISTORICAL SUMMARY DATA - MONITORING WELL F-6
RIALTO GWTS PERCHLORATE AND VOC REMEDIATION

ANALYTE	UNITS	Aug 2003	Sep 2003	Oct 2003	Jan 2004	Apr 2004	May 2004	Jun 2004	Jul 2004	Aug 2004
GENERAL CHEMISTRY										
Bicarbonate	mg/L	NA	NA	NA	NA	NA	NA	NA	NA	NA
Carbonate	mg/L	NA	NA	NA	NA	NA	NA	NA	NA	NA
Chloride	mg/L	NA	NA	NA	NA	NA	NA	NA	NA	NA
Hardness (as $CaCO_3$)	mg/L	NA	NA	NA	NA	NA	NA	NA	NA	NA
Hydroxide	mg/L	NA	NA	NA	NA	NA	NA	NA	NA	NA
MBAS	mg/L	NA	NA	NA	NA	NA	NA	NA	NA	NA
Nitrate (as N)	mg/L	NA	NA	NA	NA	NA	NA	NA	NA	NA
Perchlorate	µg/L	210	220	210	160	96	62	59	62	53
Sulfate	mg/L	NA	NA	NA	NA	NA	NA	NA	NA	NA
Total Alkalinity (as $CaCO_3$)	mg/L	NA	NA	NA	NA	NA	NA	NA	NA	NA
Total Dissolved Solids (TDS)	mg/L	NA	NA	NA	NA	NA	NA	NA	NA	NA
FIELD PARAMETERS										
Dissolved Oxygen (DO)	mg/L	NA	NA	NA	8.0	6.1	NA	NA	NA	NA
pH	units	NA	NA	NA	7.5	7.5	7.4	7.6	NA	7.0
Specific Conductance	µmhos/cm	NA	NA	NA	520	510	NA	NA	NA	NA
Temperature	C°	NA	NA	NA	19	22	NA	NA	NA	NA
Turbidity	NTU	NA	NA	NA	<5	<5	NA	NA	NA	NA
METALS										
Antimony	mg/L	NA	NA	NA	NA	NA	NA	NA	NA	NA
Arsenic	mg/L	NA	NA	NA	NA	NA	NA	NA	NA	NA
Barium	mg/L	NA	NA	NA	NA	NA	NA	NA	NA	NA
Beryllium	mg/L	NA	NA	NA	NA	NA	NA	NA	NA	NA
Cadmium	mg/L	NA	NA	NA	NA	NA	NA	NA	NA	NA
Calcium	mg/L	NA	NA	NA	NA	NA	NA	NA	NA	NA
Chromium	mg/L	NA	NA	NA	NA	NA	NA	NA	NA	NA
Cobalt	mg/L	NA	NA	NA	NA	NA	NA	NA	NA	NA
Copper	mg/L	NA	NA	NA	NA	NA	NA	NA	NA	NA
Iron	mg/L	NA	NA	NA	NA	NA	NA	NA	NA	NA
Lead	mg/L	NA	NA	NA	NA	NA	NA	NA	NA	NA
Magnesium	mg/L	NA	NA	NA	NA	NA	NA	NA	NA	NA
Manganese	mg/L	NA	NA	NA	NA	NA	NA	NA	NA	NA
Mercury	mg/L	NA	NA	NA	NA	NA	NA	NA	NA	NA
Molybdenum	mg/L	NA	NA	NA	NA	NA	NA	NA	NA	NA
Nickel	mg/L	NA	NA	NA	NA	NA	NA	NA	NA	NA
Potassium	mg/L	NA	NA	NA	NA	NA	NA	NA	NA	NA
Selenium	mg/L	NA	NA	NA	NA	NA	NA	NA	NA	NA
Silver	mg/L	NA	NA	NA	NA	NA	NA	NA	NA	NA
Sodium	mg/L	NA	NA	NA	NA	NA	NA	NA	NA	NA
Thallium	mg/L	NA	NA	NA	NA	NA	NA	NA	NA	NA
Vanadium	mg/L	NA	NA	NA	NA	NA	NA	NA	NA	NA
Zinc	mg/L	NA	NA	NA	NA	NA	NA	NA	NA	NA
VOLATILE ORGANIC COMPOUNDS										
Acetone	µg/L	NA	NA	NA	ND	ND	0.6[(6)]	0.64[(6)]	0.68[(6)]	0.58[(6)]
1,1,1-Trichloroethane	µg/L	0.072	0.072	0.072	0.069	0.061	0.12	0.061	0.12	0.16
1,1-Dichloroethane	µg/L	0.69	0.75	0.77	**0.46**	**0.41**	**0.33**	**0.33**	**0.32**	**0.26**
1,1-Dichloroethene	µg/L	**0.080**	**0.10**	**0.090**	0.067	0.054	0.15	0.054	0.11	0.11
1,2-Dichloroethane	µg/L	0.12	0.12	0.098	0.098	0.098	0.098	0.098	0.098	0.25
1,2-Dichloropropane	µg/L	3.9	4.5	4.5	2.9	2.3	1.30	1.5	1.3	1.1
Bromodichloromethane	µg/L	0.087	0.087	0.13	0.13	0.13	0.13	0.13	0.13	0.12
Chloroform	µg/L	0.75	0.81	0.80	0.59	0.63	0.60	0.64	0.68	0.58
cis-1,2-Dichloroethene	µg/L	**0.11**	**0.12**	**0.11**	**0.12**	0.12	0.15	0.12	0.19	0.19
Dibromochloromethane	µg/L	0.12	0.12	0.12	0.13	0.12	0.10	0.12	0.11	0.11
Dichlorodifluoromethane	µg/L	**0.35**	**0.38**	**0.44**	0.15	**0.13**	**0.21**	**0.24**	**0.21**	**0.21**
Methylene Chloride	µg/L	0.12	0.12	0.12	0.13	0.17	0.16	0.17	0.17	0.43
Methyl t-butyl ether (MTBE)	µg/L	0.11	0.11	0.11	0.11	0.11	0.11	0.11	0.11	0.11
Tetrachloroethene	µg/L	5.2	5.3	5.3	3.1	3.8	3.7	3.2	2.7	3.1
Toluene	µg/L	0.042	0.042	0.042	0.048	0.063	0.12	0.063	0.15	0.15
Trichloroethene	µg/L	76	69	73	50	59	65	60	59	58
Trichlorofluoromethane	µg/L	**0.23**	**0.24**	**0.27**	0.061	**0.10**	**0.11**	**0.12**	0.094	0.20
TIC - Dichlorofluoromethane	µg/L	NR	NR	NR	NR	NR	NR	NR	NR	NR

TABLE 7 (CONT'D)
HISTORICAL SUMMARY DATA - MONITORING WELL F-6
RIALTO GWTS PERCHLORATE AND VOC REMEDIATION

ANALYTE	UNITS	Sep 2004	Oct 2004	Oct 2004	Nov 2004	Dec 2004	Jan 2005	Jan 2005	Feb 2005	Apr 2005
GENERAL CHEMISTRY										
Bicarbonate	mg/L	NA	NA	NA	NA	NA	NA	NA	NA	NA
Carbonate	mg/L	NA	NA	NA	NA	NA	NA	NA	NA	NA
Chloride	mg/L	NA	NA	NA	NA	NA	NA	NA	NA	NA
Hardness (as $CaCO_3$)	mg/L	NA	NA	NA	NA	NA	NA	NA	NA	NA
Hydroxide	mg/L	NA	NA	NA	NA	NA	NA	NA	NA	NA
MBAS	mg/L	NA	NA	NA	NA	NA	NA	NA	NA	NA
Nitrate (as N)	mg/L	NA	NA	NA	NA	NA	NA	NA	NA	NA
Perchlorate	µg/L	54	54	56	53	45	57	50	39	36
Sulfate	mg/L	NA	NA	NA	NA	NA	NA	NA	NA	NA
Total Alkalinity (as $CaCO_3$)	mg/L	NA	NA	NA	NA	NA	NA	NA	NA	NA
Total Dissolved Solids (TDS)	mg/L	NA	NA	NA	NA	NA	NA	NA	NA	NA
FIELD PARAMETERS										
Dissolved Oxygen (DO)	mg/L	8.5	6.2	NA	8.8	NA	7.2	NA	5.9	8.5
pH	units	7.4	7.1	7.5	7.1	7.5	7.0		7.4	7.4
Specific Conductance	µmhos/cm	390	490	NA	390	NA	400	NA	490.0	360
Temperature	C°	20	23.9	NA	21	NA	19.3	NA	20	19.5
Turbidity	NTU	9	<5	NA	<5	NA	<5	NA	<5	<5
METALS										
Antimony	mg/L	NA	NA	NA	NA	NA	NA	NA	NA	NA
Arsenic	mg/L	NA	NA	NA	NA	NA	NA	NA	NA	NA
Barium	mg/L	NA	NA	NA	NA	NA	NA	NA	NA	NA
Beryllium	mg/L	NA	NA	NA	NA	NA	NA	NA	NA	NA
Cadmium	mg/L	NA	NA	NA	NA	NA	NA	NA	NA	NA
Calcium	mg/L	NA	NA	NA	NA	NA	NA	NA	NA	NA
Chromium	mg/L	NA	NA	NA	NA	NA	NA	NA	NA	NA
Cobalt	mg/L	NA	NA	NA	NA	NA	NA	NA	NA	NA
Copper	mg/L	NA	NA	NA	NA	NA	NA	NA	NA	NA
Iron	mg/L	NA	NA	NA	NA	NA	NA	NA	NA	NA
Lead	mg/L	NA	NA	NA	NA	NA	NA	NA	NA	NA
Magnesium	mg/L	NA	NA	NA	NA	NA	NA	NA	NA	NA
Manganese	mg/L	NA	NA	NA	NA	NA	NA	NA	NA	NA
Mercury	mg/L	NA	NA	NA	NA	NA	NA	NA	NA	NA
Molybdenum	mg/L	NA	NA	NA	NA	NA	NA	NA	NA	NA
Nickel	mg/L	NA	NA	NA	NA	NA	NA	NA	NA	NA
Potassium	mg/L	NA	NA	NA	NA	NA	NA	NA	NA	NA
Selenium	mg/L	NA	NA	NA	NA	NA	NA	NA	NA	NA
Silver	mg/L	NA	NA	NA	NA	NA	NA	NA	NA	NA
Sodium	mg/L	NA	NA	NA	NA	NA	NA	NA	NA	NA
Thallium	mg/L	NA	NA	NA	NA	NA	NA	NA	NA	NA
Vanadium	mg/L	NA	NA	NA	NA	NA	NA	NA	NA	NA
Zinc	mg/L	NA	NA	NA	NA	NA	NA	NA	NA	NA
VOLATILE ORGANIC COMPOUNDS										
Acetone	µg/L	0.5[(6)]	NA	NA	NA	NA	NA	NA	NA	NA
1,1,1-Trichloroethane	µg/L	0.061	0.061	0.081	0.081	0.081	0.081	0.081	0.16	0.16
1,1-Dichloroethane	µg/L	**0.18**	**0.20**	**0.20**	**0.20**	**0.20**	**0.21**	**0.16**	**0.17**	0.17
1,1-Dichloroethene	µg/L	0.054	0.054	0.050	0.050	0.050	0.050	0.050	0.19	0.15
1,2-Dichloroethane	µg/L	0.086	0.098	0.098	0.060	0.098	0.098	0.098	0.21	0.098
1,2-Dichloropropane	µg/L	0.96	0.96	0.83	0.74	0.63	0.85	0.72	0.64	**0.45**
Bromodichloromethane	µg/L	0.086	0.13	0.13	0.092	0.13	0.13	0.13	0.18	0.13
Chloroform	µg/L	0.50	**0.48**	**0.49**	**0.49**	**0.46**	0.54	0.53	**0.44**	**0.31**
cis-1,2-Dichloroethene	µg/L	0.12	0.12	0.070	0.070	0.070	0.070	0.070	0.24	0.19
Dibromochloromethane	µg/L	0.12	0.12	0.14	0.14	0.14	0.14	0.14	0.19	0.14
Dichlorodifluoromethane	µg/L	**0.12**	**0.13**	**0.15**	**0.16**	**0.11**	**0.16**	**0.16**	0.20	0.20
Methylene Chloride	µg/L	0.17	0.17	**0.18**	0.067	0.067	0.067	0.067	0.94	0.44
Methyl t-butyl ether (MTBE)	µg/L	0.11	0.11	0.11	0.11	0.11	0.11	0.11	0.11	0.11
Tetrachloroethene	µg/L	2.7	2.8	2.6	2.4	2.5	2.8	2.6	2.4	1.8
Toluene	µg/L	0.063	0.063	0.083	0.083	0.083	0.083	0.083	0.17	0.15
Trichloroethene	µg/L	51	53	52	52	47	57	56	49	35
Trichlorofluoromethane	µg/L	**0.090**	**0.090**	**0.12**	**0.090**	**0.090**	**0.12**	**0.10**	0.21	0.20
TIC - Dichlorofluoromethane	µg/L	NR	NR	NR	NR	NR	NR	NR	NR	NR

TABLE 7 (CONT'D)
HISTORICAL SUMMARY DATA - MONITORING WELL F-6
RIALTO GWTS PERCHLORATE AND VOC REMEDIATION

ANALYTE	UNITS	Jul 2005	Oct 2005	Jan 2006	Apr 2006	Jul 2006	Oct 2006	Jan 2007	Apr 2007	Jul 2007
GENERAL CHEMISTRY										
Bicarbonate	mg/L	NA	NA	NA	NA	NA	NA	NA	NA	NA
Carbonate	mg/L	NA	NA	NA	NA	NA	NA	NA	NA	NA
Chloride	mg/L	NA	NA	NA	NA	NA	NA	NA	NA	NA
Hardness (as $CaCO_3$)	mg/L	NA	NA	NA	NA	NA	NA	NA	NA	NA
Hydroxide	mg/L	NA	NA	NA	NA	NA	NA	NA	NA	NA
MBAS	mg/L	NA	NA	NA	NA	NA	NA	NA	NA	NA
Nitrate (as N)	mg/L	NA	NA	NA	NA	NA	NA	NA	NA	NA
Perchlorate	µg/L	31	49	71	70	21	15	38	47	48
Sulfate	mg/L	NA	NA	NA	NA	NA	NA	NA	NA	NA
Total Alkalinity (as $CaCO_3$)	mg/L	NA	NA	NA	NA	NA	NA	NA	NA	NA
Total Dissolved Solids (TDS)	mg/L	NA	NA	NA	NA	NA	NA	NA	NA	NA
FIELD PARAMETERS										
Dissolved Oxygen (DO)	mg/L	8.0	8.7	8.0	8.1	8.2	7.8	8.8	6.1	6.1
pH	units	7.6	7.5	7.0	7.1	6.9	6.8	7.3	6.6	7.1
Specific Conductance	µmhos/cm	340	380	390	410	400	410	250	140	440
Temperature	C°	20	21	20.8	21	19	21.1	21.2	22.1	22.1
Turbidity	NTU	<5	<5	<5	<5	<5	<5	<5	<5	<5
METALS										
Antimony	mg/L	NA	NA	NA	NA	NA	NA	NA	NA	NA
Arsenic	mg/L	NA	NA	NA	NA	NA	NA	NA	NA	NA
Barium	mg/L	NA	NA	NA	NA	NA	NA	NA	NA	NA
Beryllium	mg/L	NA	NA	NA	NA	NA	NA	NA	NA	NA
Cadmium	mg/L	NA	NA	NA	NA	NA	NA	NA	NA	NA
Calcium	mg/L	NA	NA	NA	NA	NA	NA	NA	NA	NA
Chromium	mg/L	NA	NA	NA	NA	NA	NA	NA	NA	NA
Cobalt	mg/L	NA	NA	NA	NA	NA	NA	NA	NA	NA
Copper	mg/L	NA	NA	NA	NA	NA	NA	NA	NA	NA
Iron	mg/L	NA	NA	NA	NA	NA	NA	NA	NA	NA
Lead	mg/L	NA	NA	NA	NA	NA	NA	NA	NA	NA
Magnesium	mg/L	NA	NA	NA	NA	NA	NA	NA	NA	NA
Manganese	mg/L	NA	NA	NA	NA	NA	NA	NA	NA	NA
Mercury	mg/L	NA	NA	NA	NA	NA	NA	NA	NA	NA
Molybdenum	mg/L	NA	NA	NA	NA	NA	NA	NA	NA	NA
Nickel	mg/L	NA	NA	NA	NA	NA	NA	NA	NA	NA
Potassium	mg/L	NA	NA	NA	NA	NA	NA	NA	NA	NA
Selenium	mg/L	NA	NA	NA	NA	NA	NA	NA	NA	NA
Silver	mg/L	NA	NA	NA	NA	NA	NA	NA	NA	NA
Sodium	mg/L	NA	NA	NA	NA	NA	NA	NA	NA	NA
Thallium	mg/L	NA	NA	NA	NA	NA	NA	NA	NA	NA
Vanadium	mg/L	NA	NA	NA	NA	NA	NA	NA	NA	NA
Zinc	mg/L	NA	NA	NA	NA	NA	NA	NA	NA	NA
VOLATILE ORGANIC COMPOUNDS										
Acetone	µg/L	NA	NA	NA	NA	NA	NA	NA	NA	NA
1,1,1-Trichloroethane	µg/L	0.16	0.16	0.16	0.16	0.16	0.27	0.16	0.27	0.27
1,1-Dichloroethane	µg/L	0.17	**0.19**	**0.28**	0.17	0.17	**0.14**	0.54	0.58	0.69
1,1-Dichloroethene	µg/L	0.15	0.15	0.15	0.15	0.15	0.15	0.15	0.12	0.12
1,2-Dichloroethane	µg/L	0.098	0.098	0.098	0.098	0.098	0.098	0.098	0.098	0.098
1,2-Dichloropropane	µg/L	**0.39**	0.78	1.4	0.16	0.74	0.60	4.6	5.0	5.2
Bromodichloromethane	µg/L	0.13	0.13	0.13	0.13	0.13	0.13	0.13	0.13	0.13
Chloroform	µg/L	**0.32**	**0.46**	0.63	0.53	**0.37**	**0.30**	0.56	0.62	0.75
cis-1,2-Dichloroethene	µg/L	0.19	0.19	0.19	0.19	0.19	0.20	0.19	0.13	0.11
Dibromochloromethane	µg/L	0.14	0.14	0.14	0.14	**0.20**[5]	0.12	0.14	0.12	0.12
Dichlorodifluoromethane	µg/L	0.20	**0.24**	**0.38**	0.20	**0.21**	0.17	**0.43**	**0.41**	0.58
Methylene Chloride	µg/L	0.44	0.44	0.44	0.44	0.44	0.16	0.44	0.16	0.16
Methyl t-butyl ether (MTBE)	µg/L	0.11	0.11	0.11	0.11	0.11	0.11	0.11	0.11	0.11
Tetrachloroethene	µg/L	2.2	2.7	3.6	3.0	2.9	2.8	3.3	3.9	4.6
Toluene	µg/L	0.15	0.15	0.15	0.15	0.15	0.12	0.15	0.12	0.12
Trichloroethene	µg/L	41	46	59	53	40	42	27	22	27
Trichlorofluoromethane	µg/L	0.20	0.20	0.20	0.20	0.20	0.13	**0.33**	**0.33**	**0.43**
TIC - Dichlorofluoromethane	µg/L	NR	NR	NR	NR	NR	NR	NR	NR	NR

TABLE 7 (CONT'D)
HISTORICAL SUMMARY DATA - MONITORING WELL F-6
RIALTO GWTS PERCHLORATE AND VOC REMEDIATION

ANALYTE	UNITS	Aug 2007	Oct 2007	Nov 2007	Jan 2008	Jan 2008	Apr 2008	May 2008	Jul 2008	Aug 2008
GENERAL CHEMISTRY										
Bicarbonate	mg/L	NA	NA	NA	NA	NA	NA	NA	NA	NA
Carbonate	mg/L	NA	NA	NA	NA	NA	NA	NA	NA	NA
Chloride	mg/L	NA	NA	NA	NA	NA	NA	NA	NA	NA
Hardness (as $CaCO_3$)	mg/L	NA	NA	NA	NA	NA	NA	NA	NA	NA
Hydroxide	mg/L	NA	NA	NA	NA	NA	NA	NA	NA	NA
MBAS	mg/L	NA	NA	NA	NA	NA	NA	NA	NA	NA
Nitrate (as N)	mg/L	NA	NA	NA	NA	NA	NA	NA	NA	NA
Perchlorate	µg/L	54	55	52	50	35	32	26	25	25
Sulfate	mg/L	NA	NA	NA	NA	NA	NA	NA	NA	NA
Total Alkalinity (as $CaCO_3$)	mg/L	NA	NA	NA	NA	NA	NA	NA	NA	NA
Total Dissolved Solids (TDS)	mg/L	NA	NA	NA	NA	NA	NA	NA	NA	NA
FIELD PARAMETERS										
Dissolved Oxygen (DO)	mg/L	15.0	8.3	7.3	7.8	7.8	8.0	8.08	6.8	5.52
pH	units	7.1	7.8	7.3	5.9	8.2	7.8	7.53	7.69	7.84
Specific Conductance	µmhos/cm	370	240	340	390	410	564	439	456	464
Temperature	C°	22.3	21.6	22.1	21.1	21.3	21.3	20.71	22.1	22.26
Turbidity	NTU	<5	<5	19.5	<5	77.6	<5	<5	<5	<5
METALS										
Antimony	mg/L	NA	NA	NA	NA	NA	NA	NA	NA	NA
Arsenic	mg/L	NA	NA	NA	NA	NA	NA	NA	NA	NA
Barium	mg/L	NA	NA	NA	NA	NA	NA	NA	NA	NA
Beryllium	mg/L	NA	NA	NA	NA	NA	NA	NA	NA	NA
Cadmium	mg/L	NA	NA	NA	NA	NA	NA	NA	NA	NA
Calcium	mg/L	NA	NA	NA	NA	NA	NA	NA	NA	NA
Chromium	mg/L	NA	NA	NA	NA	NA	NA	NA	NA	NA
Cobalt	mg/L	NA	NA	NA	NA	NA	NA	NA	NA	NA
Copper	mg/L	NA	NA	NA	NA	NA	NA	NA	NA	NA
Iron	mg/L	NA	NA	NA	NA	NA	NA	NA	NA	NA
Lead	mg/L	NA	NA	NA	NA	NA	NA	NA	NA	NA
Magnesium	mg/L	NA	NA	NA	NA	NA	NA	NA	NA	NA
Manganese	mg/L	NA	NA	NA	NA	NA	NA	NA	NA	NA
Mercury	mg/L	NA	NA	NA	NA	NA	NA	NA	NA	NA
Molybdenum	mg/L	NA	NA	NA	NA	NA	NA	NA	NA	NA
Nickel	mg/L	NA	NA	NA	NA	NA	NA	NA	NA	NA
Potassium	mg/L	NA	NA	NA	NA	NA	NA	NA	NA	NA
Selenium	mg/L	NA	NA	NA	NA	NA	NA	NA	NA	NA
Silver	mg/L	NA	NA	NA	NA	NA	NA	NA	NA	NA
Sodium	mg/L	NA	NA	NA	NA	NA	NA	NA	NA	NA
Thallium	mg/L	NA	NA	NA	NA	NA	NA	NA	NA	NA
Vanadium	mg/L	NA	NA	NA	NA	NA	NA	NA	NA	NA
Zinc	mg/L	NA	NA	NA	NA	NA	NA	NA	NA	NA
VOLATILE ORGANIC COMPOUNDS										
Acetone	µg/L	6.2	NA	6.2	7.4	7.4	7.4	7.4	7.4	7.4
1,1,1-Trichloroethane	µg/L	0.27	0.27	0.27	0.27	0.27	0.27	0.27	0.18	0.18
1,1-Dichloroethane	µg/L	0.67	0.65	0.55	0.66	0.65	0.64	0.62	0.79	0.70
1,1-Dichloroethene	µg/L	0.12	0.12	0.12	0.29	0.29	0.29	0.29	0.23	0.23
1,2-Dichloroethane	µg/L	0.098	**0.25**	**0.37**	0.24	**0.41**	0.24	**0.37**	0.24	0.24
1,2-Dichloropropane	µg/L	4.9	4.2	3.8	3.9	3.7	3.4	3.0	3.5	3.3
Bromodichloromethane	µg/L	**0.24**[(6)]	**0.22**[(6)]	**0.16**	0.30	0.30	0.30	0.30	0.30	0.30
Chloroform	µg/L	0.56	0.89	0.71	0.85	0.81	0.83	0.73	0.96	0.81
cis-1,2-Dichloroethene	µg/L	0.11	0.11	0.11	0.32	0.32	0.32	0.32	0.32	0.32
Dibromochloromethane	µg/L	**0.23**	0.12	0.12	0.23	0.23	0.23	0.23	0.23	0.23
Dichlorodifluoromethane	µg/L	0.91	0.68	0.79	0.74	1.2	1.1	1.2	1.3	2.3[(6)]
Methylene Chloride	µg/L	0.16	0.16	0.16	0.27	0.27	0.27	0.27	0.27	0.27
Methyl t-butyl ether (MTBE)	µg/L	0.11	0.11	0.11	0.11	0.11	0.11	0.11	0.11	0.11
Tetrachloroethene	µg/L	5.1	5.1	4.6	5.2	5.4	5.3	5.3	4.9	5.4
Toluene	µg/L	0.12	0.12	0.12	0.24	0.24	0.24	0.24	0.12	0.12
Trichloroethene	µg/L	29	32	32	34	33	29	24	29	28
Trichlorofluoromethane	µg/L	0.22	0.52	0.52	**0.48**	0.55	0.53	0.54	0.53	0.57
TIC - Dichlorofluoromethane	µg/L	0.82	NR	0.39	NR	NR	NR	0.46	NR	NR

TABLE 7 (CONT'D)
HISTORICAL SUMMARY DATA - MONITORING WELL F-6
RIALTO GWTS PERCHLORATE AND VOC REMEDIATION

ANALYTE	UNITS	Oct 2008	Nov 2008	Jan 2009	Feb 2009	Apr 2009	May 2009	Jul 2009	Aug 2009	Oct 2009	Nov 2009
GENERAL CHEMISTRY											
Bicarbonate	mg/L	NA	NA	NA	220	NA	NA	NA	NA	NA	220
Carbonate	mg/L	NA	NA	NA	2.5	NA	NA	NA	NA	NA	2.5
Chloride	mg/L	NA	NA	11	10	9.7	NA	8.6	NA	8.3	8.4
Hardness (as $CaCO_3$)	mg/L	NA	NA	NA	210	NA	NA	NA	NA	NA	210
Hydroxide	mg/L	NA	NA	NA	1.4	NA	NA	NA	NA	NA	1.4
MBAS	mg/L	NA	NA	NA	0.078	NA	NA	NA	NA	NA	NA
Nitrate (as N)	mg/L	NA	NA	6.4[e]	6.5	6.8	NA	7.7	NA	7.2	7.1
Perchlorate	µg/L	22	21	22	24	28	31	27	27	23	22
Sulfate	mg/L	NA	NA	16	15	15	NA	14	NA	15	15
Total Alkalinity (as $CaCO_3$)	mg/L	NA	NA	NA	180	NA	NA	NA	NA	NA	180
Total Dissolved Solids (TDS)	mg/L	NA	NA	290	280	260	NA	300	NA	250	320
FIELD PARAMETERS											
Dissolved Oxygen (DO)	mg/L	6.30	5.01	7.3	10.06	6.97	6.50	5.8	8.15	9.40	4.19
pH	units	7.68	7.80	7.66	7.4	7.84	7.41	6.77	7.43	7.42	7.12
Specific Conductance	µmhos/cm	461	459	432	475	449	459	443	439	475	475
Temperature	C°	21.70	21.75	21.7	21.90	21.9	21.26	21.8	21.75	20.60	21.3
Turbidity	NTU	<5	<5	<5	<5	<5	<5	<0.1	<0.1	19	<5
METALS											
Antimony	mg/L	NA	NA	NA	**0.018**	NA	NA	NA	NA	NA	0.034
Arsenic	mg/L	NA	NA	NA	**0.023**	NA	NA	NA	NA	NA	0.019
Barium	mg/L	NA	NA	NA	0.027	NA	NA	NA	NA	NA	0.027
Beryllium	mg/L	NA	NA	NA	0.00061	NA	NA	NA	NA	NA	0.0011
Cadmium	mg/L	NA	NA	NA	0.00090	NA	NA	NA	NA	NA	0.00060
Calcium	mg/L	NA	NA	72	68	66	NA	67	NA	68	68
Chromium	mg/L	NA	NA	NA	0.00092	NA	NA	NA	NA	NA	**0.00092**
Cobalt	mg/L	NA	NA	NA	0.0043	NA	NA	NA	NA	NA	0.0037
Copper	mg/L	NA	NA	NA	0.0014	NA	NA	NA	NA	NA	0.0015
Iron	mg/L	NA	NA	NA	0.0072	NA	NA	NA	NA	NA	**0.015**
Lead	mg/L	NA	NA	NA	0.012	NA	NA	NA	NA	NA	0.012
Magnesium	mg/L	NA	NA	10	9.9	9.4	NA	9.8	NA	NA	10
Manganese	mg/L	NA	NA	NA	**0.0012**[5]	NA	NA	NA	NA	NA	0.0025
Mercury	mg/L	NA	NA	NA	0.000016	NA	NA	NA	NA	NA	0.000016
Molybdenum	mg/L	NA	NA	NA	**0.0061**	NA	NA	NA	NA	NA	0.0050
Nickel	mg/L	NA	NA	NA	0.0019	NA	NA	NA	NA	NA	0.0015
Potassium	mg/L	NA	NA	NA	3.2	NA	NA	NA	NA	NA	2.9
Selenium	mg/L	NA	NA	NA	0.012	NA	NA	NA	NA	NA	0.025
Silver	mg/L	NA	NA	NA	0.0025	NA	NA	NA	NA	NA	0.0018
Sodium	mg/L	NA	NA	15	15	14	NA	14	NA	13	13
Thallium	mg/L	NA	NA	NA	0.016	NA	NA	NA	NA	NA	0.021
Vanadium	mg/L	NA	NA	NA	**0.0024**	NA	NA	NA	NA	NA	**0.0023**
Zinc	mg/L	NA	NA	NA	0.0032	NA	NA	NA	NA	NA	0.0023
VOLATILE ORGANIC COMPOUNDS											
Acetone	µg/L	7.4	7.4	7.4	7.4	7.4	7.4	7.4	7.4	4.6	4.6
1,1,1-Trichloroethane	µg/L	0.18	0.18	0.18	0.18	0.18	0.18	0.18	0.14	0.081	0.081
1,1-Dichloroethane	µg/L	0.76	0.68	0.62	0.62	0.64	0.53	0.69	0.58	0.55	0.77
1,1-Dichloroethene	µg/L	0.23	0.23	0.23	0.23	0.23	0.23	0.23	0.16	0.12	0.12
1,2-Dichloroethane	µg/L	0.24	0.24	0.24	0.24	0.24	0.24	0.24	0.24	0.14	0.14
1,2-Dichloropropane	µg/L	3.6	3.1	2.9	2.3	1.8	1.4	1.8	2.1	1.7	1.9
Bromodichloromethane	µg/L	0.30	0.30	0.30	0.30	0.30	0.30	0.30	0.30	0.12	0.12
Chloroform	µg/L	0.94[5]	0.23	0.77	0.83	0.77	0.69	**0.82**[5]	0.67	0.23	0.66
cis-1,2-Dichloroethene	µg/L	0.32	0.32	0.32	0.32	0.32	0.32	0.32	0.32	0.11	0.11
Dibromochloromethane	µg/L	0.23	0.23	0.23	0.23	0.23	0.23	0.23	0.23	0.077	0.077
Dichlorodifluoromethane	µg/L	1.2	1.5	1.2	1.1	0.76	0.22	0.72	0.60	**0.47**	0.71
Methylene Chloride	µg/L	0.27	0.27	0.27	0.27	0.27	0.27	0.27	0.27	0.27	0.28
Methyl t-butyl ether (MTBE)	µg/L	0.11	0.11	0.11	0.11	0.11	0.11	0.11	0.11	0.11	0.11
Tetrachloroethene	µg/L	4.5	4.9	4.9	5.2	4.6	4.6	5.3	4.2	4.2	4.8
Toluene	µg/L	0.12	0.12	0.12	0.12	0.12	0.12	0.12	0.12	0.12	0.093
Trichloroethene	µg/L	27	24	24	29	26	27	32	28	19	29
Trichlorofluoromethane	µg/L	0.51	**0.47**	**0.43**	**0.34**	**0.33**	**0.30**	**0.33**	**0.27**	**0.25**	**0.30**
TIC - Dichlorofluoromethane	µg/L	NR	NR	NA	NR	NA	NR	NA	NR	NA	NR

TABLE 7 (CONT'D)
HISTORICAL SUMMARY DATA - MONITORING WELL F-6
RIALTO GWTS PERCHLORATE AND VOC REMEDIATION

ANALYTE	UNITS	Jan 2010	Feb 2010	Apr 2010	Jul 2010	Oct 2010	Jan 2011	Apr 2011	Jul 2011	Oct 2011
GENERAL CHEMISTRY										
Bicarbonate	mg/L	NA	NA	NA	NA	170	NA	NA	NA	NA
Carbonate	mg/L	NA	NA	NA	NA	NA	NA	NA	NA	NA
Chloride	mg/L	8.5	NA	8.7	9.0	9.9	9.3	9.4	8.3	9.3
Hardness (as $CaCO_3$)	mg/L		NA	NA	NA	210	NA	NA	NA	NA
Hydroxide	mg/L	NA	NA	NA	NA	4.1	NA	NA	NA	NA
MBAS	mg/L	NA	NA	NA	NA	NA	NA	NA	NA	NA
Nitrate (as N)	mg/L	7.2	NA	7.1	6.9	6.5	6.1	6.0	5.7	5.9
Perchlorate	µg/L	20	22	23	19	19	19	16	11	8.5
Sulfate	mg/L	15	NA	16	16	18	18	18	18	19
Total Alkalinity (as $CaCO_3$)	mg/L		NA	NA	NA	NA	NA	NA	NA	NA
Total Dissolved Solids (TDS)	mg/L	230	NA	270	300	290	290	290	300	300
FIELD PARAMETERS										
Dissolved Oxygen (DO)	mg/L	7.03	7.18	10.80	7.85	6.88	6.87	8.49	6.68	5.78
pH	units	7.10	7.44	6.07	7.22	7.54	7.04	7.46	7.21	7.32
Specific Conductance	µmhos/cm	465	477	487	460	470	477	470	471	477
Temperature	C°	21.8	21.31	21.2	21.6	20.8	20.03	20.55	22.85	21.02
Turbidity	NTU	<5	<5	<5	<5	<5	<5	<5	<5	5.5
METALS										
Antimony	mg/L	NA	NA	NA	NA	0.010	NA	NA	NA	NA
Arsenic	mg/L	NA	NA	NA	NA	0.15	NA	NA	NA	NA
Barium	mg/L	NA	NA	NA	NA	0.028	NA	NA	NA	NA
Beryllium	mg/L	NA	NA	NA	NA	0.001	NA	NA	NA	NA
Cadmium	mg/L	NA	NA	NA	NA	0.001	NA	NA	NA	NA
Calcium	mg/L	72	NA	68	66	65	67	61	70	72
Chromium	mg/L	NA	NA	NA	NA	0.001	NA	NA	NA	NA
Cobalt	mg/L	NA	NA	NA	NA	0.005	NA	NA	NA	NA
Copper	mg/L	NA	NA	NA	NA	0.0023	NA	NA	NA	NA
Iron	mg/L	NA	NA	NA	NA	0.005	NA	NA	NA	NA
Lead	mg/L	NA	NA	NA	NA	**0.012**	NA	NA	NA	NA
Magnesium	mg/L	11	NA	10	9.9	10	10	9.2	11	11
Manganese	mg/L	NA	NA	NA	NA	0.001	NA	NA	NA	NA
Mercury	mg/L	NA	NA	NA	NA	0.000017	NA	NA	NA	NA
Molybdenum	mg/L	NA	NA	NA	NA	NA	NA	NA	NA	NA
Nickel	mg/L	NA	NA	NA	NA	0.0012	NA	NA	NA	NA
Potassium	mg/L	NA	NA	NA	NA	2.9	NA	NA	NA	NA
Selenium	mg/L	NA	NA	NA	NA	**0.058**	NA	NA	NA	NA
Silver	mg/L	NA	NA	NA	NA	0.0011	NA	NA	NA	NA
Sodium	mg/L	14	NA	13	12	13	13	11	13	11
Thallium	mg/L	NA	NA	NA	NA	0.015	NA	NA	NA	NA
Vanadium	mg/L	NA	NA	NA	NA	**0.0021**	NA	NA	NA	NA
Zinc	mg/L	NA	NA	NA	NA	0.0059	NA	NA	NA	NA
VOLATILE ORGANIC COMPOUNDS										
Acetone	µg/L	4.6	4.6	4.6	4.6	NA	NA	NA	NA	NA
1,1,1-Trichloroethane	µg/L	0.081	0.081	0.081	0.081	0.11	0.11	0.11	0.11	0.11
1,1-Dichloroethane	µg/L	0.58	**0.46**	0.59	0.60	0.55	0.50	**0.37**	**0.24**	**0.23**
1,1-Dichloroethene	µg/L	0.12	0.12	0.12	0.12	0.18	0.18	0.18	0.18	0.18
1,2-Dichloroethane	µg/L	**0.14**	0.14	0.14	0.14	0.17	0.17	0.17	0.17	0.17
1,2-Dichloropropane	µg/L	1.8	1.7	2.0	2.1	2.1	2.3	1.6	1.1	0.77
Bromodichloromethane	µg/L	0.12	0.12	0.12	0.12	0.14	0.14	0.14	0.14	0.14
Chloroform	µg/L	0.56	**0.49**	0.50[5]	0.56	0.51	0.50[5]	**0.36[5]**	**0.23[5]**	**0.19[5]**
cis-1,2-Dichloroethene	µg/L	0.11	**0.14**	0.11	0.11	**0.11**	0.085	0.085	0.085	0.085
Dibromochloromethane	µg/L	0.077	0.077	0.077	0.077	0.13	0.13	0.13	0.13	0.13
Dichlorodifluoromethane	µg/L	**0.47**	0.65	0.53	**0.41**	**0.45**	0.099	**0.28**	**0.19**	**0.18**
Methylene Chloride	µg/L	0.28	0.28	0.28	0.28	0.48	0.48	0.48	0.48	0.48
Methyl t-butyl ether (MTBE)	µg/L	**0.16**	**0.14**	**0.19**	**0.16**	**0.20**	**0.27**	**0.24**	**0.26**	**0.25**
Tetrachloroethene	µg/L	4.2	3.9	4.3	4.5	4.4	4.0	3.4	3.2	2.7
Toluene	µg/L	0.093	0.093	0.093	0.093	0.093	0.093	0.093	0.093	0.093
Trichloroethene	µg/L	22	19	20	21	17	17	14	12	11
Trichlorofluoromethane	µg/L	**0.25**	**0.23**	**0.24**	0.13	**0.25**	**0.28**	**0.18**	**0.14**	0.13
TIC - Dichlorofluoromethane	µg/L	NR	NR	NR	NR	NR	NR	NR	NR	NR

TABLE 7 (CONT'D)
HISTORICAL SUMMARY DATA - MONITORING WELL F-6
RIALTO GWTS PERCHLORATE AND VOC REMEDIATION

ANALYTE	UNITS	Jan 2012	May 2012	Aug 2012	Nov 2012	Feb 2013	May 2013	Aug 2013	Nov 2013	Feb 2014
GENERAL CHEMISTRY										
Bicarbonate	mg/L	NA	NA	NA	NA	NA	NA	NA	NA	NA
Carbonate	mg/L	NA	NA	NA	NA	NA	NA	NA	NA	NA
Chloride	mg/L	9.5	9.2	8.7	11	11	13	13	11	12
Hardness (as $CaCO_3$)	mg/L	NA	NA	NA	NA	NA	NA	NA	NA	NA
Hydroxide	mg/L	NA	NA	NA	NA	NA	NA	NA	NA	NA
MBAS	mg/L	NA	NA	NA	NA	NA	NA	NA	NA	NA
Nitrate (as N)	mg/L	5.5	5.6	5.4	5.6	5.3	4.9	5.1	5.2	5.9
Perchlorate	µg/L	6.9	**3.1**	**2.0**	7.0	16	14	16	20	19
Sulfate	mg/L	21	21	21	20	18	19	18	18	19
Total Alkalinity (as $CaCO_3$)	mg/L	NA	NA	NA	NA	NA	NA	NA	NA	NA
Total Dissolved Solids (TDS)	mg/L	250	290	300	310	310	290	260	310	280
FIELD PARAMETERS										
Dissolved Oxygen (DO)	mg/L	7.0	8.5	6.9	7.2	6.85	6.60	6.97	7.34	4.43
pH	units	7.19	7.11	6.57	7.12	7.69	7.10	7.08	7.22	7.38
Specific Conductance	µmhos/cm	481	483	484	485	402	495	513	498	497
Temperature	C°	20.42	20.28	21.65	20.33	21.37	20.61	21.08	21.43	20.65
Turbidity	NTU	<5	<5	<5	<5	<5	<5	<5	<5	<5
METALS										
Antimony	mg/L	NA	NA	NA	NA	NA	NA	NA	NA	NA
Arsenic	mg/L	NA	NA	NA	NA	NA	NA	NA	NA	NA
Barium	mg/L	NA	NA	NA	NA	NA	NA	NA	NA	NA
Beryllium	mg/L	NA	NA	NA	NA	NA	NA	NA	NA	NA
Cadmium	mg/L	NA	NA	NA	NA	NA	NA	NA	NA	NA
Calcium	mg/L	73	70	75	73	72	72	74	71	84
Chromium	mg/L	NA	NA	NA	NA	NA	NA	NA	NA	NA
Cobalt	mg/L	NA	NA	NA	NA	NA	NA	NA	NA	NA
Copper	mg/L	NA	NA	NA	NA	NA	NA	NA	NA	NA
Iron	mg/L	NA	NA	NA	NA	NA	NA	NA	NA	NA
Lead	mg/L	NA	NA	NA	NA	NA	NA	NA	NA	NA
Magnesium	mg/L	11	11	12	11	10	10	11	10	12
Manganese	mg/L	NA	NA	NA	NA	NA	NA	NA	NA	NA
Mercury	mg/L	NA	NA	NA	NA	NA	NA	NA	NA	NA
Molybdenum	mg/L	NA	NA	NA	NA	NA	NA	NA	NA	NA
Nickel	mg/L	NA	NA	NA	NA	NA	NA	NA	NA	NA
Potassium	mg/L	NA	NA	NA	NA	NA	NA	NA	NA	NA
Selenium	mg/L	NA	NA	NA	NA	NA	NA	NA	NA	NA
Silver	mg/L	NA	NA	NA	NA	NA	NA	NA	NA	NA
Sodium	mg/L	12	12	13	13	14	13	14	14	15
Thallium	mg/L	NA	NA	NA	NA	NA	NA	NA	NA	NA
Vanadium	mg/L	NA	NA	NA	NA	NA	NA	NA	NA	NA
Zinc	mg/L	NA	NA	NA	NA	NA	NA	NA	NA	NA
VOLATILE ORGANIC COMPOUNDS										
Acetone	µg/L	NA	NA	NA	NA	NA	NA	NA	NA	NA
1,1,1-Trichloroethane	µg/L	0.11	0.11	0.11	0.11	0.11	0.11	0.11	0.11	0.11
1,1-Dichloroethane	µg/L	**0.20**	**0.15**	0.11	**0.35**	**0.37**	**0.48**	**0.48**	0.56	**0.45**
1,1-Dichloroethene	µg/L	0.18	0.18	0.18	0.18	0.18	0.18	0.18	0.18	0.18
1,2-Dichloroethane	µg/L	0.17	0.17	0.17	0.17	0.17	0.17	0.17	0.17	0.17
1,2-Dichloropropane	µg/L	0.67	**0.37**	**0.31**	1.6	2.4	2.9	2.7	3.0	2.1
Bromodichloromethane	µg/L	0.14	0.14	0.14	0.14	0.14	0.14	0.14	0.14	0.14
Chloroform	µg/L	**0.24**[5]	0.12	0.12	**0.30**	0.12	**0.46**	**0.48**	0.56	**0.41**
cis-1,2-Dichloroethene	µg/L	0.085	0.085	0.085	0.085	0.085	0.085	0.085	0.085	0.085
Dibromochloromethane	µg/L	0.13	0.13	0.13	0.13	0.13	0.13	0.13	0.13	0.13
Dichlorodifluoromethane	µg/L	**0.17**	**0.19**	**0.20**	**0.38**	**0.49**	0.58	0.82	0.75	**0.41**
Methylene Chloride	µg/L	0.48	0.48	0.48	0.48	0.48	0.48	0.48	0.48	0.48
Methyl t-butyl ether (MTBE)	µg/L	**0.31**	**0.40**	**0.34**	**0.26**	0.11	**0.15**	**0.19**	**0.18**	**0.18**
Tetrachloroethene	µg/L	2.6	2.4	2.0	3.1	3.0	3.7	4.2	5.0	4.0
Toluene	µg/L	0.093	0.093	0.093	0.093	0.093	0.093	0.093	0.093	0.093
Trichloroethene	µg/L	9.1	7.4	6.5	9.3	9.5	10	12	16	14
Trichlorofluoromethane	µg/L	**0.13**	**0.15**	**0.15**	**0.24**	**0.34**	**0.38**	**0.44**	**0.42**	**0.31**
TIC - Dichlorofluoromethane	µg/L	NR	NR	NR	NR	NR	NR	NR	NR	NR

TABLE 7 (CONT'D)
HISTORICAL SUMMARY DATA - MONITORING WELL F-6
RIALTO GWTS PERCHLORATE AND VOC REMEDIATION

ANALYTE	UNITS	May 2014	Aug 2014	Nov 2014	Feb 2015	May 2015	July 2015	MED.	AVG.	STD. DEV.	MIN.	MAX.
GENERAL CHEMISTRY												
Bicarbonate	mg/L	NA	NA	NA	NA	210	NA	220	200	27.4	170	220
Carbonate	mg/L	NA	NA	NA	NA	NS	NA	NC	NC	NC	NC	NC
Chloride	mg/L	12	12	12	11	250	10	9.40	9.89	1.42	8.3	13
Hardness (as $CaCO_3$)	mg/L	NA	NA	NA	NA	10	NA	210	210	0.0	210	210
Hydroxide	mg/L	NA	NA	NA	NA	NS	NA	NC	NC	NC	NC	NC
MBAS	mg/L	NA	NA	NA	NA	NS	NA	NC	NC	NC	NC	NC
Nitrate (as N)	mg/L	6.1	6.4	6.1	6.2	6.3	5.9	5.95	6.14	0.776	4.9	7.7
Perchlorate	µg/L	18	15	14	10	4.1	1.3	31.0	70.7	87.8	0.0085	310
Sulfate	mg/L	20	20	20	21	23	22	18.0	17.9	2.27	14	21
Total Alkalinity (as $CaCO_3$)	mg/L	NA	NA	NA	NA	220	NA	180	180	0.0	180	180
Total Dissolved Solids (TDS)	mg/L	310	310	300	320	280	310	290	287	25.2	230	320
FIELD PARAMETERS												
Dissolved Oxygen (DO)	mg/L	6.76	7.87	5.83	6.75	7.20	7.20	7.00	7.15	2.00	2.6	15.0
pH	units	7.55	6.07	7.12	6.97	6.83	6.83	7.40	7.35	0.411	5.9	8.30
Specific Conductance	µmhos/cm	429	978	410	1180	1480	1480	435	437	134	140	1180
Temperature	C°	20.91	22.19	21.67	21.78	21.66	21.66	21.0	20.6	1.54	15	23.9
Turbidity	NTU	173	<5	<5	<5	<5	<5	9.00	25.4	30.1	5.5	77.6
METALS												
Antimony	mg/L	NA	NA	NA	NA	0.009	NA	NC	NC	NC	0.010	**0.018**
Arsenic	mg/L	NA	NA	NA	NA	0.0078	NA	0.0230	0.0722	0.0710	0.019	0.15
Barium	mg/L	NA	NA	NA	NA	0.033	NA	0.0270	0.0274	0.000548	0.027	0.028
Beryllium	mg/L	NA	NA	NA	NA	0.0005	NA	NC	NC	NC	NC	NC
Cadmium	mg/L	NA	NA	NA	NA	0.0011	NA	NC	NC	NC	NC	NC
Calcium	mg/L	74	78	75	63	80	76	70.0	70.2	5.57	61	84
Chromium	mg/L	NA	NA	NA	NA	0.0014	NA	NC	NC	NC	**0.00092**	**0.00092**
Cobalt	mg/L	NA	NA	NA	NA	0.0013	NA	NC	NC	NC	NC	NC
Copper	mg/L	NA	NA	NA	NA	0.0039(5)	NA	NC	NC	NC	NC	NC
Iron	mg/L	NA	NA	NA	NA	0.03	NA	NC	NC	NC	0.005	**0.015**
Lead	mg/L	NA	NA	NA	NA	**0.004**	NA	NC	NC	NC	**0.012**	**0.012**
Magnesium	mg/L	11	11	12	9.4	12	12	10.0	10.4	0.832	9.2	12
Manganese	mg/L	NA	NA	NA	NA	0.004	NA	NC	NC	NC	NC	NC
Mercury	mg/L	NA	NA	NA	NA	0.000038(5	NA	NC	NC	NC	NC	NC
Molybdenum	mg/L	NA	NA	NA	NA	0.0027	NA	NC	NC	NC	0.0050	**0.0061**
Nickel	mg/L	NA	NA	NA	NA	0.002	NA	NC	NC	NC	NC	NC
Potassium	mg/L	NA	NA	NA	NA	3.3	NA	2.90	3.02	0.164	2.9	3.2
Selenium	mg/L	NA	NA	NA	NA	**0.015**	NA	NC	NC	NC	0.012	**0.058**
Silver	mg/L	NA	NA	NA	NA	0.0019	NA	NC	NC	NC	NC	NC
Sodium	mg/L	13	11	13	11	13	12	13.0	12.9	1.34	11	15
Thallium	mg/L	NA	NA	NA	NA	0.024	NA	NC	NC	NC	NC	NC
Vanadium	mg/L	NA	NA	NA	NA	0.0022	NA	NC	NC	NC	**0.0021**	**0.0024**
Zinc	mg/L	NA	NA	NA	NA	0.0023	NA	NC	NC	NC	NC	NC
VOLATILE ORGANIC COMPOUNDS												
Acetone	µg/L	NA	NA	NA	NA	NA	4.6	7.40	5.84	2.08	NC	NC
1,1,1-Trichloroethane	µg/L	0.11	0.11	0.11	0.11	0.11	0.11	0.160	0.192	0.131	0.02	**0.090**
1,1-Dichloroethane	µg/L	**0.48**	**0.45**	**0.4**	**0.40**	**0.40**	**0.36**	0.430	0.464	0.258	0.11	1.3
1,1-Dichloroethene	µg/L	0.18	0.18	0.18	0.18	0.18	0.18	0.175	0.177	0.0806	0.050	**0.14**
1,2-Dichloroethane	µg/L	0.17	0.17	0.17	0.17	0.17	0.17	0.0980	0.138	0.0663	0.060	**0.41**
1,2-Dichloropropane	µg/L	2.2	1.9	1.7	1.5	**0.34**	**0.23**	1.50	2.13	2.19	0.16	9.8
Bromodichloromethane	µg/L	0.14	0.14	0.14	0.14	0.14	0.14	NC	NC	NC	0.069	**0.16**
Chloroform	µg/L	**0.44**	**0.44**	**0.41**	**0.34**	1.2	**0.19**	0.500	0.503	0.271	0.12	1.2
cis-1,2-Dichloroethene	µg/L	0.085	0.085	0.085	0.085	0.085	0.085	NC	NC	NC	0.070	**0.14**
Dibromochloromethane	µg/L	0.13	0.13	0.13	0.13	0.13	0.13	NC	NC	NC	0.07	**0.23**
Dichlorodifluoromethane	µg/L	0.87	**0.39**	**0.45**	**0.28**	0.099	**0.41**	0.350	0.496	0.542	0.08	2.0
Methylene Chloride	µg/L	0.48	0.48	0.48	0.48	0.48	0.48	NC	NC	NC	0.057	14
Methyl t-butyl ether (MTBE)	µg/L	**0.29**	**0.18**	**0.18**	**0.27**	0.11	0.11	NC	NC	NC	0.11	**0.40**
Tetrachloroethene	µg/L	4.1	4.2	4.2	3.8	3.5	3.2	3.00	2.92	2.18	0.08	8.5
Toluene	µg/L	0.093	0.093	0.093	0.093	0.093	0.093	NC	NC	NC	0.033	0.7
Trichloroethene	µg/L	15	14	13	11	8	4	16.0	26.1	30.8	0.05	130
Trichlorofluoromethane	µg/L	**0.38**	**0.36**	**0.33**	**0.30**	**0.26**	**0.24**	NC	NC	NC	0.061	**0.73**
TIC - Dichlorofluoromethane	µg/L	NR	NR	NR	NR	NR	NR	0.460	0.576	0.225	0.39	0.82

TABLE 8
HISTORICAL SUMMARY DATA - MONITORING WELL F-32
RIALTO GWTS PERCHLORATE AND VOC REMEDIATION

ANALYTE	UNITS	Feb 2000	Apr 2000	Jul 2000
FIELD PARAMETERS				
Dissolved Oxygen	mg/L	NA	NA	6.2
Oxidation-Reduction Potential	mV	NA	NA	NA
pH	units	10.7	11.3	8.8
Specific Conductance	mmhos/cm	NA	340	300
Temperature	C°	17	18	22
Turbidity	NTU	NA	NA	0
GENERAL CHEMISTRY				
Alkalinity	mg/L	NA	NA	NA
Anions	meq/L	NA	NA	NA
Bicarbonate	mg/L	NA	NA	NA
Carbonate	mg/L	NA	NA	NA
Cations	meq/L	NA	NA	NA
Chemical Oxygen Demand (COD)	mg/L	NA	NA	NA
Chloride	mg/L	6	4	5
Cyanide	mg/L	NA	NA	NA
Fluoride	mg/L	NA	NA	NA
Hardness	mg/L	NA	NA	NA
Hydroxide	mg/L	NA	NA	NA
Nitrate (as N)	mg/L	2.7	2.7	3.3
ortho-Phosphate Phosphorus	mg/L	NA	NA	NA
Perchlorate	mg/L	NA	NA	NA
Phenols, Total	mg/L	NA	NA	NA
Sulfate	mg/L	18	17	20
Sulfide	mg/L	NA	NA	NA
Total Dissolved Solids (TDS)	mg/L	270	310	250
Total Organic Carbon (TOC)	mg/L	NA	NA	NA
Total Organic Halides (TOX)	mg/L	NA	NA	NA
METALS				
Aluminum	mg/L	NA	NA	NA
Antimony	mg/L	NA	NA	NA
Arsenic	mg/L	NA	NA	NA
Barium	mg/L	NA	NA	NA
Beryllium	mg/L	NA	NA	NA
Boron	mg/L	NA	NA	NA
Cadmium	mg/L	NA	NA	NA
Calcium	mg/L	3	2	50
Chromium-Hexavalent	mg/L	NA	NA	NA
Chromium-Total	mg/L	NA	NA	NA
Cobalt	mg/L	NA	NA	NA
Copper	mg/L	NA	NA	NA
Iron	mg/L	NA	NA	NA
Lead	mg/L	NA	NA	NA
Magnesium	mg/L	2	2	8
Manganese	mg/L	NA	NA	NA
Mercury	mg/L	NA	NA	NA
Molybdenum	mg/L	NA	NA	NA
Nickel	mg/L	NA	NA	NA
Phosphorus	mg/L	NA	NA	NA
Potassium	mg/L	NA	NA	NA
Selenium	mg/L	NA	NA	NA
Silver	mg/L	NA	NA	NA
Sodium	mg/L	80	73	24
Thallium	mg/L	NA	NA	NA
Tin	mg/L	NA	NA	NA
Vanadium	mg/L	NA	NA	NA
Zinc	mg/L	NA	NA	NA
VOLATILE ORGANIC COMPOUNDS				
1,1-Dichloroethane	mg/L	0.31	0.39	0.35
Acetone	mg/L	3.9	8.6	4.2
Carbon Disulfide	mg/L	0.42	0.44	0.26
Chloroform	mg/L	0.24	0.30	0.28
cis-1,2-Dichloroethene	mg/L	0.19	0.48	0.7
Dichlorodifluoromethane	mg/L	2.9	3.1	9.2
Methylene Chloride	mg/L	**0.31**	0.42	0.27
Styrene	mg/L	0.10	0.31	0.17
Tetrachloroethene	mg/L	3.4	3.3	3.4
Toluene	mg/L	0.14	0.24	0.22
Trichloroethene	mg/L	0.17	0.35	0.27
Trichlorofluoromethane	mg/L	**0.92**	**0.89**	**1.7**
SEMI-VOLATILE ORGANIC COMPOUNDS				
bis(2-Ethylhexyl) Phthalate	mg/L	NA	NA	NA
HERBICIDES, PESTICIDES & PCBs: ND				

[EA] (Extended analysis) - Appendix I and Appendix II constituents analyzed. Other monitoring periods analyzed for routine monitoring parameters. Only detected compounds included above.

TABLE 8 (CONT'D)
HISTORICAL SUMMARY DATA - MONITORING WELL F-32
RIALTO GWTS PERCHLORATE AND VOC REMEDIATION

ANALYTE	UNITS	Oct[EA] 2000	Jan 2001	Apr 2001	Jul 2001	Oct 2001	Jan 2002	Apr 2002	Jul 2002	Oct 2002	Jan 2003
FIELD PARAMETERS											
Dissolved Oxygen	mg/L	5.9	NA	NA	6.2	6.4	6.5	6.8	8.2	8.1	7.6
Oxidation-Reduction Potential	mV	NA	NA	NA	NA	NA	NA	NA	NA	NA	NA
pH	units	8.0	NA	NA	7.5	7.6	7.2	7.8	7.6	7.5	7.5
Specific Conductance	mmhos/cm	400	NA	NA	370	370	370	430	360	410	370
Temperature	C°	21	NA	NA	21	19	18	18.3	19.4	19.2	19.3
Turbidity	NTU	0	NA	NA	0	0	0	0	0	0	0
GENERAL CHEMISTRY											
Alkalinity	mg/L	170	NA	NA	NA	NA	NA	NA	NA	NA	NA
Anions	meq/L	4.10	NA	NA	NA	NA	NA	NA	NA	NA	NA
Bicarbonate	mg/L	210	NA	NA	NA	NA	NA	NA	NA	NA	NA
Carbonate	mg/L	2	NA	NA	NA	NA	NA	NA	NA	NA	NA
Cations	meq/L	4.00	NA	NA	NA	NA	NA	NA	NA	NA	NA
Chemical Oxygen Demand (COD)	mg/L	**5**	NA	NA	NA	NA	NA	NA	NA	NA	NA
Chloride	mg/L	5	NA	NA	4	5	4	5.1	3.6	3.7	3.9
Cyanide	mg/L	0.006	NA	NA	NA	NA	NA	NA	NA	NA	NA
Fluoride	mg/L	0.3	NA	NA	NA	NA	NA	NA	NA	NA	NA
Hardness	mg/L	170	NA	NA	NA	NA	NA	NA	NA	NA	NA
Hydroxide	mg/L	2	NA	NA	NA	NA	NA	NA	NA	NA	NA
Nitrate (as N)	mg/L	2.5	NA	NA	2.6	2.9	2.5	2.4	2.6	2.5	2.4
ortho-Phosphate Phosphorus	mg/L	**0.02**	NA	NA	NA	NA	NA	NA	NA	NA	NA
Perchlorate	mg/L	NA	NA	NA	NA	NA	NA	NA	0.0002	0.00040	0.00040
Phenols, Total	mg/L	NA	NA	NA	NA	NA	NA	NA	NA	NA	NA
Sulfate	mg/L	19	NA	NA	19	18	18	17	16	17	16
Sulfide	mg/L	0.2	NA	NA	NA	NA	NA	NA	NA	NA	NA
Total Dissolved Solids (TDS)	mg/L	270	NA	NA	220	270	240	250	260	220	270
Total Organic Carbon (TOC)	mg/L	0.090	NA	NA	NA	NA	NA	NA	NA	NA	NA
Total Organic Halides (TOX)	mg/L	0.005	NA	NA	NA	NA	NA	NA	NA	NA	NA
METALS											
Aluminum	mg/L	NA	NA	NA	NA	NA	NA	NA	NA	NA	NA
Antimony	mg/L	0.0001	NA	NA	NA	NA	NA	NA	NA	NA	NA
Arsenic	mg/L	**0.0019**	NA	NA	NA	NA	NA	NA	NA	NA	NA
Barium	mg/L	**0.026**	NA	NA	NA	NA	NA	NA	NA	NA	NA
Beryllium	mg/L	0.0004	NA	NA	NA	NA	NA	NA	NA	NA	NA
Boron	mg/L	**0.0072**	NA	NA	NA	NA	NA	NA	NA	NA	NA
Cadmium	mg/L	0.0001	NA	NA	NA	NA	NA	NA	NA	NA	NA
Calcium	mg/L	57	NA	NA	60	62	62	61	58	60	63
Chromium-Hexavalent	mg/L	NA	NA	NA	NA	NA	NA	NA	NA	NA	NA
Chromium-Total	mg/L	**0.0052**	NA	NA	NA	NA	NA	NA	NA	NA	NA
Cobalt	mg/L	**0.00013**	NA	NA	NA	NA	NA	NA	NA	NA	NA
Copper	mg/L	0.0002	NA	NA	NA	NA	NA	NA	NA	NA	NA
Iron	mg/L	0.010	NA	NA	NA	NA	NA	NA	NA	NA	NA
Lead	mg/L	**0.00016**	NA	NA	NA	NA	NA	NA	NA	NA	NA
Magnesium	mg/L	8	NA	NA	8	8	8	7.9	7.7	7.9	7.8
Manganese	mg/L	**0.00021**	NA	NA	NA	NA	NA	NA	NA	NA	NA
Mercury	mg/L	0.00043	NA	NA	NA	NA	NA	NA	NA	NA	NA
Molybdenum	mg/L	NA	NA	NA	NA	NA	NA	NA	NA	NA	NA
Nickel	mg/L	**0.0014**	NA	NA	NA	NA	NA	NA	NA	NA	NA
Phosphorus	mg/L	**0.02**	NA	NA	NA	NA	NA	NA	NA	NA	NA
Potassium	mg/L	3	NA	NA	NA	NA	NA	NA	NA	NA	NA
Selenium	mg/L	**0.0025**	NA	NA	NA	NA	NA	NA	NA	NA	NA
Silver	mg/L	0.0001	NA	NA	NA	NA	NA	NA	NA	NA	NA
Sodium	mg/L	10	NA	NA	10	10	11	10	10	10	9.8
Thallium	mg/L	0.00006	NA	NA	NA	NA	NA	NA	NA	NA	NA
Tin	mg/L	0.00008	NA	NA	NA	NA	NA	NA	NA	NA	NA
Vanadium	mg/L	**0.0038**	NA	NA	NA	NA	NA	NA	NA	NA	NA
Zinc	mg/L	**0.0020**	NA	NA	NA	NA	NA	NA	NA	NA	NA
VOLATILE ORGANIC COMPOUNDS											
1,1-Dichloroethane	mg/L	0.35	NA	NA	0.35	0.35	0.35	0.20	0.20	0.098	0.098
Acetone	mg/L	4.2	NA	NA	4.2	4.2	4.2	1.5	1.5	1.2	1.2
Carbon Disulfide	mg/L	0.26	NA	NA	0.26	**0.28**[(5)]	0.26	0.36	0.36	0.36	0.36
Chloroform	mg/L	0.28	NA	NA	0.28	**0.35**	0.28	0.36	**0.41**	0.17	0.17
cis-1,2-Dichloroethene	mg/L	1.2	NA	NA	0.18	**0.34**	0.18	0.50	0.34	0.53	**0.29**
Dichlorodifluoromethane	mg/L	5.2	NA	NA	5.8	26	6.5	7.6	3.9	1.8	2.2
Methylene Chloride	mg/L	0.27	NA	NA	0.27	0.27	0.27	0.52	0.52	0.15	0.15
Styrene	mg/L	0.17	NA	NA	0.17	0.17	0.17	0.19	0.19	0.22	0.22
Tetrachloroethene	mg/L	2.6	NA	NA	2.3	2.7	3.7	3.4	3.8	3.8	4.3
Toluene	mg/L	0.22	NA	NA	0.22	0.22	0.22	0.27	0.27	0.22	0.22
Trichloroethene	mg/L	**0.41**	NA	NA	0.27	0.27	0.27	**0.26**	0.25	0.50	0.50
Trichlorofluoromethane	mg/L	**1.4**	NA	NA	**1.1**	**2.1**	**1.3**	**1.1**	**0.91**	**0.56**	**0.75**
SEMI-VOLATILE ORGANIC COMPOUNDS											
bis(2-Ethylhexyl) Phthalate	mg/L	**3.1**[(5)]	NA	NA	NA	NA	NA	NA	NA	NA	NA
HERBICIDES, PESTICIDES & PCBs: ND											

[EA] (Extended analysis) - Appendix I and Appendix II constituents analyzed. Other monitoring periods analyzed for routine monitoring parameters. Only detected compounds included above.

TABLE 8 (CONT'D)
HISTORICAL SUMMARY DATA - MONITORING WELL F-32
RIALTO GWTS PERCHLORATE AND VOC REMEDIATION

ANALYTE	UNITS	Apr 2003	Jul 2003	Oct 2003	Jan 2004	Apr 2004	Jul 2004	Oct 2004	Jan 2005	Apr 2005	Jul 2005
FIELD PARAMETERS											
Dissolved Oxygen	mg/L	7.1	7.3	7.1	7.0	6.0	3.6	6.6	8.9	NA	NA
Oxidation-Reduction Potential	mV	NA	NA	NA	NA	NA	NA	NA	NA	NA	NA
pH	units	7.2	7.3	7.4	7.3	7.4	7.0	7.5	7.4	NA	8.0
Specific Conductance	mmhos/cm	410	450	430	410	400	530	420	370	NA	260
Temperature	C°	19	19.8	20.7	21	22	24	23	18.9	NA	19
Turbidity	NTU	0	0	0	0	10	0	0	0	NA	NA
GENERAL CHEMISTRY											
Alkalinity	mg/L	NA	NA	NA	NA	NA	NA	NA	NA	NA	NA
Anions	meq/L	NA	NA	NA	NA	NA	NA	NA	NA	NA	NA
Bicarbonate	mg/L	NA	NA	NA	NA	NA	NA	NA	NA	NA	NA
Carbonate	mg/L	NA	NA	NA	NA	NA	NA	NA	NA	NA	NA
Cations	meq/L	NA	NA	NA	NA	NA	NA	NA	NA	NA	NA
Chemical Oxygen Demand (COD)	mg/L	NA	NA	NA	NA	NA	NA	NA	NA	NA	NA
Chloride	mg/L	3.5	3.4	3.4	3.8	3.9	4.1	5.7	3.8	NA	3.5
Cyanide	mg/L	NA	NA	NA	NA	NA	NA	NA	NA	NA	NA
Fluoride	mg/L	NA	NA	NA	NA	NA	NA	NA	NA	NA	NA
Hardness	mg/L	NA	NA	NA	NA	NA	NA	NA	NA	NA	NA
Hydroxide	mg/L	NA	NA	NA	NA	NA	NA	NA	NA	NA	NA
Nitrate (as N)	mg/L	2.3	2.45	2.52	2.55	2.43	2.54	2.48	2.39	NA	2.2
ortho-Phosphate Phosphorus	mg/L	NA	NA	NA	NA	NA	NA	NA	NA	NA	NA
Perchlorate	mg/L	0.00028	0.00030	0.00030	0.00030	0.00011	0.00011	0.00011	0.00011	NA	0.00011
Phenols, Total	mg/L	NA	NA	NA	NA	NA	NA	NA	NA	NA	**0.0053**
Sulfate	mg/L	16	16	17	17	18	18	19	17	NA	18
Sulfide	mg/L	NA	NA	NA	NA	NA	NA	NA	NA	NA	NA
Total Dissolved Solids (TDS)	mg/L	250	318	246	264	230	296	250	268	NA	200
Total Organic Carbon (TOC)	mg/L	NA	NA	NA	NA	NA	NA	NA	NA	NA	NA
Total Organic Halides (TOX)	mg/L	NA	NA	NA	NA	NA	NA	NA	NA	NA	NA
METALS											
Aluminum	mg/L	NA	NA	NA	NA	NA	NA	NA	NA	NA	NA
Antimony	mg/L	NA	NA	NA	NA	NA	NA	NA	NA	NA	NA
Arsenic	mg/L	NA	NA	NA	NA	NA	NA	NA	NA	NA	NA
Barium	mg/L	NA	NA	NA	NA	NA	NA	NA	NA	NA	NA
Beryllium	mg/L	NA	NA	NA	NA	NA	NA	NA	NA	NA	NA
Boron	mg/L	NA	NA	NA	NA	NA	NA	NA	NA	NA	NA
Cadmium	mg/L	NA	NA	NA	NA	NA	NA	NA	NA	NA	NA
Calcium	mg/L	60	61	62	61	63	63	64	61	NA	41
Chromium-Hexavalent	mg/L	NA	NA	NA	NA	NA	NA	NA	NA	NA	NA
Chromium-Total	mg/L	NA	NA	NA	NA	NA	NA	NA	NA	NA	NA
Cobalt	mg/L	NA	NA	NA	NA	NA	NA	NA	NA	NA	NA
Copper	mg/L	NA	NA	NA	NA	NA	NA	NA	NA	NA	NA
Iron	mg/L	NA	NA	NA	NA	NA	NA	NA	NA	NA	NA
Lead	mg/L	NA	NA	NA	NA	NA	NA	NA	NA	NA	NA
Magnesium	mg/L	8.1	8	8.5	8.3	8.8	8.5	8.7	8.5	NA	5.5
Manganese	mg/L	NA	NA	NA	NA	NA	NA	NA	NA	NA	NA
Mercury	mg/L	NA	NA	NA	NA	NA	NA	NA	NA	NA	NA
Molybdenum	mg/L	NA	NA	NA	NA	NA	NA	NA	NA	NA	NA
Nickel	mg/L	NA	NA	NA	NA	NA	NA	NA	NA	NA	NA
Phosphorus	mg/L	NA	NA	NA	NA	NA	NA	NA	NA	NA	NA
Potassium	mg/L	NA	NA	NA	NA	NA	NA	NA	NA	NA	NA
Selenium	mg/L	NA	NA	NA	NA	NA	NA	NA	NA	NA	NA
Silver	mg/L	NA	NA	NA	NA	NA	NA	NA	NA	NA	NA
Sodium	mg/L	9.9	10	11	10	11	10	11	11	NA	9.2
Thallium	mg/L	NA	NA	NA	NA	NA	NA	NA	NA	NA	NA
Tin	mg/L	NA	NA	NA	NA	NA	NA	NA	NA	NA	NA
Vanadium	mg/L	NA	NA	NA	NA	NA	NA	NA	NA	NA	NA
Zinc	mg/L	NA	NA	NA	NA	NA	NA	NA	NA	NA	NA
VOLATILE ORGANIC COMPOUNDS											
1,1-Dichloroethane	mg/L	**0.12**	**0.13**	0.061	**0.17**	**0.16**	**0.18**	**0.19**	**0.090**	NA	0.17
Acetone	mg/L	1.2	1.9	3.3	6.2	3.3	3.3	3.3	3.0	NA	6.2
Carbon Disulfide	mg/L	0.36	0.28	0.23	0.37	0.23	0.23	0.23	0.20	NA	0.38
Chloroform	mg/L	0.17	**0.21**[(5)]	**0.19**[(5)]	**0.23**	**0.19**	**0.21**	0.19	0.050	NA	0.11
cis-1,2-Dichloroethene	mg/L	0.18	**0.24**	0.070	0.19	0.12	0.12	0.12	0.070	NA	0.19
Dichlorodifluoromethane	mg/L	1.8	1.4	1.2	2.7	1.5	2.1	1.6	0.63	NA	0.20
Methylene Chloride	mg/L	0.15	0.12	0.12	0.43	0.17	0.17	0.17	**0.10**[(5)]	NA	0.44
Styrene	mg/L	0.22	0.068	0.068	0.16	0.025	0.025	0.025	0.12	NA	0.16
Tetrachloroethene	mg/L	4.2	4.7	4.9	4.6	5.2	5.2	4.3	2.3	NA	0.15
Toluene	mg/L	0.22	0.042	0.042	0.15	0.063	0.063	0.063	0.083	NA	0.15
Trichloroethene	mg/L	0.71	**0.25**	**0.18**	**0.26**	**0.21**	**0.22**	**0.23**	0.075	NA	0.18
Trichlorofluoromethane	mg/L	**0.57**	0.71	0.68	0.76	0.73	0.79	0.72	**0.49**	NA	0.20
SEMI-VOLATILE ORGANIC COMPOUNDS											
bis(2-Ethylhexyl) Phthalate	mg/L	NA	NA	NA	NA	NA	NA	NA	NA	NA	NA
HERBICIDES, PESTICIDES & PCBs: ND											

[EA] (Extended analysis) - Appendix I and Appendix II constituents analyzed. Other monitoring periods analyzed for routine monitoring parameters. Only detected compounds included above.

TABLE 8 (CONT'D)
HISTORICAL SUMMARY DATA - MONITORING WELL F-32
RIALTO GWTS PERCHLORATE AND VOC REMEDIATION

ANALYTE	UNITS	Sep [R] 2005	Oct 2005	Jan 2006	Apr 2006	Jul 2006	Oct 2006	Jan 2007	Apr 2007	Jul 2007	Jul [R] 2007
FIELD PARAMETERS											
Dissolved Oxygen	mg/L	NA	NA	NA	NA	NA	NA	NA	NA	NA	NA
Oxidation-Reduction Potential	mV	NA	NA	NA	NA	NA	NA	NA	NA	NA	NA
pH	units	8.0	7.8	8.4	8.2	7.4	7.2	9.0	7.3	8.0	6.5
Specific Conductance	mmhos/cm	260	290	260	270	300	310	220	360	210	NA
Temperature	C°	19	18	19.5	18.7	20.3	20.4	19.2	21.2	19.8	19.9
Turbidity	NTU	NA	NA	NA	NA	NA	NA	NA	NA	NA	NA
GENERAL CHEMISTRY											
Alkalinity	mg/L	NA	NA	NA	NA	NA	NA	NA	NA	NA	NA
Anions	meq/L	NA	NA	NA	NA	NA	NA	NA	NA	NA	NA
Bicarbonate	mg/L	NA	NA	NA	NA	NA	NA	NA	NA	NA	NA
Carbonate	mg/L	NA	NA	NA	NA	NA	NA	NA	NA	NA	NA
Cations	meq/L	NA	NA	NA	NA	NA	NA	NA	NA	NA	NA
Chemical Oxygen Demand (COD)	mg/L	NA	NA	NA	NA	NA	NA	NA	NA	NA	NA
Chloride	mg/L	3.8	3.7	3.4	3.3	3.4	2.8	3.4	3.3	3.4	NA
Cyanide	mg/L	NA	NA	NA	NA	NA	NA	NA	NA	NA	NA
Fluoride	mg/L	NA	NA	NA	NA	NA	NA	NA	NA	NA	NA
Hardness	mg/L	NA	NA	NA	NA	NA	NA	NA	NA	NA	NA
Hydroxide	mg/L	NA	NA	NA	NA	NA	NA	NA	NA	NA	NA
Nitrate (as N)	mg/L	2.2	2.2	2.1	2.1	2.2	1.7	2.2	2.0	2.0	NA
ortho-Phosphate Phosphorus	mg/L	NA	NA	NA	NA	NA	NA	NA	NA	NA	NA
Perchlorate	mg/L	0.00011	0.00011	0.00046	0.00046	0.00046	0.00046	0.00046	**0.0015**	0.00046	0.00046
Phenols, Total	mg/L	NA	NA	NA	NA	NA	NA	NA	NA	NA	NA
Sulfate	mg/L	19	19	19	20	20	15	18	20	19	NA
Sulfide	mg/L	NA	NA	NA	NA	NA	NA	NA	NA	NA	NA
Total Dissolved Solids (TDS)	mg/L	200	170	160	130	180	140	180	190	190	NA
Total Organic Carbon (TOC)	mg/L	NA	NA	NA	NA	NA	NA	NA	NA	NA	NA
Total Organic Halides (TOX)	mg/L	NA	NA	NA	NA	NA	NA	NA	NA	NA	NA
METALS											
Aluminum	mg/L	NA	NA	NA	NA	NA	NA	NA	NA	NA	NA
Antimony	mg/L	NA	NA	NA	NA	NA	NA	NA	NA	NA	NA
Arsenic	mg/L	NA	NA	NA	NA	NA	NA	NA	NA	NA	NA
Barium	mg/L	NA	NA	NA	NA	NA	NA	NA	NA	NA	NA
Beryllium	mg/L	NA	NA	NA	NA	NA	NA	NA	NA	NA	NA
Boron	mg/L	NA	NA	NA	NA	NA	NA	NA	NA	NA	NA
Cadmium	mg/L	NA	NA	NA	NA	NA	NA	NA	NA	NA	NA
Calcium	mg/L	41	40	34	31	30	31	30	36	43	NA
Chromium-Hexavalent	mg/L	NA	NA	NA	NA	NA	NA	NA	NA	NA	NA
Chromium-Total	mg/L	NA	NA	NA	NA	NA	NA	NA	NA	NA	NA
Cobalt	mg/L	NA	NA	NA	NA	NA	NA	NA	NA	NA	NA
Copper	mg/L	NA	NA	NA	NA	NA	NA	NA	NA	NA	NA
Iron	mg/L	NA	NA	NA	NA	NA	NA	NA	NA	NA	NA
Lead	mg/L	NA	NA	NA	NA	NA	NA	NA	NA	NA	NA
Magnesium	mg/L	5.8	6.3	5.7	6.0	6.1	6.7	7.0	9.4	11	NA
Manganese	mg/L	NA	NA	NA	NA	NA	NA	NA	NA	NA	NA
Mercury	mg/L	NA	NA	NA	NA	NA	NA	NA	NA	NA	NA
Molybdenum	mg/L	NA	NA	NA	NA	NA	NA	NA	NA	NA	NA
Nickel	mg/L	NA	NA	NA	NA	NA	NA	NA	NA	NA	NA
Phosphorus	mg/L	NA	NA	NA	NA	NA	NA	NA	NA	NA	NA
Potassium	mg/L	NA	NA	NA	NA	NA	NA	NA	NA	NA	NA
Selenium	mg/L	NA	NA	NA	NA	NA	NA	NA	NA	NA	NA
Silver	mg/L	NA	NA	NA	NA	NA	NA	NA	NA	NA	NA
Sodium	mg/L	11	10	11	9.6	14	11	20	10	10	NA
Thallium	mg/L	NA	NA	NA	NA	NA	NA	NA	NA	NA	NA
Tin	mg/L	NA	NA	NA	NA	NA	NA	NA	NA	NA	NA
Vanadium	mg/L	NA	NA	NA	NA	NA	NA	NA	NA	NA	NA
Zinc	mg/L	NA	NA	NA	NA	NA	NA	NA	NA	NA	NA
VOLATILE ORGANIC COMPOUNDS											
1,1-Dichloroethane	mg/L	0.17	0.17	0.17	0.17	0.17	0.17	0.17	0.11	0.11	NA
Acetone	mg/L	6.2	14[5]	6.2	6.2	6.2	6.2	6.2	6.2	6.2	NA
Carbon Disulfide	mg/L	0.38	0.38	0.38	0.38	0.38	0.38	0.38	0.24	0.24	NA
Chloroform	mg/L	0.11	0.11	0.11	0.11	0.11	0.11	0.11	0.098	0.098	NA
cis-1,2-Dichloroethene	mg/L	0.19	0.19	0.19	0.19	0.19	0.19	0.19	0.13	0.11	NA
Dichlorodifluoromethane	mg/L	0.20	0.20	0.20	0.20	0.20	0.20	0.20	0.085	0.11	NA
Methylene Chloride	mg/L	0.44	0.44	0.44	0.44	0.44	0.44	0.44	0.16	0.16	NA
Styrene	mg/L	0.16	0.16	0.16	0.16	0.16	0.16	0.16	**0.19**	0.15	NA
Tetrachloroethene	mg/L	0.15	0.15	0.15	0.15	0.15	0.15	0.15	0.11	**0.19**[5]	NA
Toluene	mg/L	0.15	0.15	0.15	0.15	0.15	0.15	0.15	**0.15**[5]	0.12	NA
Trichloroethene	mg/L	0.18	0.18	0.18	0.18	0.18	0.18	0.18	0.13	0.13	NA
Trichlorofluoromethane	mg/L	0.20	0.20	0.20	0.20	0.20	0.20	0.20	0.14	0.14	NA
SEMI-VOLATILE ORGANIC COMPOUNDS											
bis(2-Ethylhexyl) Phthalate	mg/L	NA	NA	NA	NA	NA	NA	NA	NA	NA	NA
HERBICIDES, PESTICIDES & PCBs: ND											

[EA] (Extended analysis) - Appendix I and Appendix II constituents analyzed. Other monitoring periods analyzed for routine monitoring parameters. Only detected compounds included above.

TABLE 8 (CONT'D)
HISTORICAL SUMMARY DATA - MONITORING WELL F-32
RIALTO GWTS PERCHLORATE AND VOC REMEDIATION

ANALYTE	UNITS	Jul [R] 2007	Oct 2007	Jan 2008	Apr 2008	Jul 2008	Oct 2008	Jan 2009	Apr 2009	Jul 2009	Oct 2009
FIELD PARAMETERS											
Dissolved Oxygen	mg/L	NA	NA	NA	NA	NA	NA	DRY	DRY	DRY	DRY
Oxidation-Reduction Potential	mV	NA	NA	NA	NA	NA	NA	DRY	DRY	DRY	DRY
pH	units	NA	7.3	5.4[E]	7.5	7.89	7.5	DRY	DRY	DRY	DRY
Specific Conductance	mmhos/cm	NA	210	220	299	329	295	DRY	DRY	DRY	DRY
Temperature	C°	NA	18.2	16.7	17.9	21.6	19.9	DRY	DRY	DRY	DRY
Turbidity	NTU	NA	NA	NA	NA	NA	NA	DRY	DRY	DRY	DRY
GENERAL CHEMISTRY											
Alkalinity	mg/L	NA	NA	NA	NA	NA	NA	DRY	DRY	DRY	DRY
Anions	meq/L	NA	NA	NA	NA	NA	NA	DRY	DRY	DRY	DRY
Bicarbonate	mg/L	NA	NA	NA	NA	NA	NA	DRY	DRY	DRY	DRY
Carbonate	mg/L	NA	NA	NA	NA	NA	NA	DRY	DRY	DRY	DRY
Cations	meq/L	NA	NA	NA	NA	NA	NA	DRY	DRY	DRY	DRY
Chemical Oxygen Demand (COD)	mg/L	NA	NA	NA	NA	NA	NA	DRY	DRY	DRY	DRY
Chloride	mg/L	NA	3.4	4.0	3.9	4.4	5.1	DRY	DRY	DRY	DRY
Cyanide	mg/L	NA	NA	NA	NA	NA	NA	DRY	DRY	DRY	DRY
Fluoride	mg/L	NA	NA	NA	NA	NA	NA	DRY	DRY	DRY	DRY
Hardness	mg/L	NA	NA	NA	NA	NA	NA	DRY	DRY	DRY	DRY
Hydroxide	mg/L	NA	NA	NA	NA	NA	NA	DRY	DRY	DRY	DRY
Nitrate (as N)	mg/L	NA	2.2	2.3	2.4	2.3	2.7	DRY	DRY	DRY	DRY
ortho-Phosphate Phosphorus	mg/L	NA	NA	NA	NA	NA	NA	DRY	DRY	DRY	DRY
Perchlorate	mg/L	0.00046	0.00046	0.00030	0.00030	0.00030	0.00030	DRY	DRY	DRY	DRY
Phenols, Total	mg/L	NA	NA	NA	NA	NA	NA	DRY	DRY	DRY	DRY
Sulfate	mg/L	NA	19	20	19	19	20	DRY	DRY	DRY	DRY
Sulfide	mg/L	NA	NA	NA	NA	NA	NA	DRY	DRY	DRY	DRY
Total Dissolved Solids (TDS)	mg/L	NA	91	240	180	210	210	DRY	DRY	DRY	DRY
Total Organic Carbon (TOC)	mg/L	NA	NA	NA	NA	NA	NA	DRY	DRY	DRY	DRY
Total Organic Halides (TOX)	mg/L	NA	NA	NA	NA	NA	NA	DRY	DRY	DRY	DRY
METALS											
Aluminum	mg/L	NA	NA	NA	NA	NA	NA	DRY	DRY	DRY	DRY
Antimony	mg/L	NA	NA	NA	NA	NA	NA	DRY	DRY	DRY	DRY
Arsenic	mg/L	NA	NA	NA	NA	NA	NA	DRY	DRY	DRY	DRY
Barium	mg/L	NA	NA	NA	NA	NA	NA	DRY	DRY	DRY	DRY
Beryllium	mg/L	NA	NA	NA	NA	NA	NA	DRY	DRY	DRY	DRY
Boron	mg/L	NA	NA	NA	NA	NA	NA	DRY	DRY	DRY	DRY
Cadmium	mg/L	NA	NA	NA	NA	NA	NA	DRY	DRY	DRY	DRY
Calcium	mg/L	NA	32	30	30	34	29	DRY	DRY	DRY	DRY
Chromium-Hexavalent	mg/L	NA	NA	NA	NA	NA	NA	DRY	DRY	DRY	DRY
Chromium-Total	mg/L	NA	NA	NA	NA	NA	NA	DRY	DRY	DRY	DRY
Cobalt	mg/L	NA	NA	NA	NA	NA	NA	DRY	DRY	DRY	DRY
Copper	mg/L	NA	NA	NA	NA	NA	NA	DRY	DRY	DRY	DRY
Iron	mg/L	NA	NA	NA	NA	NA	NA	DRY	DRY	DRY	DRY
Lead	mg/L	NA	NA	NA	NA	NA	NA	DRY	DRY	DRY	DRY
Magnesium	mg/L	NA	7.4	6.7	7.4	7.9	7.9	DRY	DRY	DRY	DRY
Manganese	mg/L	NA	NA	NA	NA	NA	NA	DRY	DRY	DRY	DRY
Mercury	mg/L	NA	NA	NA	NA	NA	NA	DRY	DRY	DRY	DRY
Molybdenum	mg/L	NA	NA	NA	NA	NA	NA	DRY	DRY	DRY	DRY
Nickel	mg/L	NA	NA	NA	NA	NA	NA	DRY	DRY	DRY	DRY
Phosphorus	mg/L	NA	NA	NA	NA	NA	NA	DRY	DRY	DRY	DRY
Potassium	mg/L	NA	NA	NA	NA	NA	NA	DRY	DRY	DRY	DRY
Selenium	mg/L	NA	NA	NA	NA	NA	NA	DRY	DRY	DRY	DRY
Silver	mg/L	NA	NA	NA	NA	NA	NA	DRY	DRY	DRY	DRY
Sodium	mg/L	NA	10	19	11	19	10	DRY	DRY	DRY	DRY
Thallium	mg/L	NA	NA	NA	NA	NA	NA	DRY	DRY	DRY	DRY
Tin	mg/L	NA	NA	NA	NA	NA	NA	DRY	DRY	DRY	DRY
Vanadium	mg/L	NA	NA	NA	NA	NA	NA	DRY	DRY	DRY	DRY
Zinc	mg/L	NA	NA	NA	NA	NA	NA	DRY	DRY	DRY	DRY
VOLATILE ORGANIC COMPOUNDS											
1,1-Dichloroethane	mg/L	NA	0.11	0.13	0.25	0.13	0.13	DRY	DRY	DRY	DRY
Acetone	mg/L	NA	6.2	7.4	7.4	7.4	7.4	DRY	DRY	DRY	DRY
Carbon Disulfide	mg/L	NA	0.24	0.40	0.40	0.40	0.40	DRY	DRY	DRY	DRY
Chloroform	mg/L	NA	0.098	0.23	0.24	0.23	0.23	DRY	DRY	DRY	DRY
cis-1,2-Dichloroethene	mg/L	NA	0.11	0.32	0.32	0.32	0.32	DRY	DRY	DRY	DRY
Dichlorodifluoromethane	mg/L	NA	0.11	0.21	0.34	0.22	0.22	DRY	DRY	DRY	DRY
Methylene Chloride	mg/L	NA	0.16	0.27	0.27	0.27	0.27	DRY	DRY	DRY	DRY
Styrene	mg/L	NA	0.15	0.18	0.39	0.18	0.18	DRY	DRY	DRY	DRY
Tetrachloroethene	mg/L	NA	**0.29**	0.28	0.28	0.28	0.28	DRY	DRY	DRY	DRY
Toluene	mg/L	NA	0.12	0.14	0.24	0.12	0.12	DRY	DRY	DRY	DRY
Trichloroethene	mg/L	NA	0.13	0.20	0.19	0.16	0.16	DRY	DRY	DRY	DRY
Trichlorofluoromethane	mg/L	NA	0.14	0.22	0.28	0.22	0.22	DRY	DRY	DRY	DRY
SEMI-VOLATILE ORGANIC COMPOUNDS											
bis(2-Ethylhexyl) Phthalate	mg/L	NA	NA	NA	NA	NA	NA	DRY	DRY	DRY	DRY
HERBICIDES, PESTICIDES & PCBs: ND											

[EA] (Extended analysis) - Appendix I and Appendix II constituents analyzed. Other monitoring periods analyzed for routine monitoring parameters. Only detected compounds included above.

TABLE 8 (CONT'D)
HISTORICAL SUMMARY DATA - MONITORING WELL F-32
RIALTO GWTS PERCHLORATE AND VOC REMEDIATION

ANALYTE	UNITS	Jan 2010	Apr 2010	Jul 2010	Oct 2010	Jan 2011	Apr 2011	Jul 2011	Oct 2011	Jan 2012	May 2012
FIELD PARAMETERS											
Dissolved Oxygen	mg/L	DRY	DRY	DRY	DRY	DRY	DRY	DRY	NA	NA	NA
Oxidation-Reduction Potential	mV	DRY	DRY	DRY	DRY	DRY	DRY	DRY	NA	NA	NA
pH	units	DRY	DRY	DRY	DRY	DRY	DRY	DRY	NA	NA	NA
Specific Conductance	mmhos/cm	DRY	DRY	DRY	DRY	DRY	DRY	DRY	NA	NA	NA
Temperature	C°	DRY	DRY	DRY	DRY	DRY	DRY	DRY	NA	NA	NA
Turbidity	NTU	DRY	DRY	DRY	DRY	DRY	DRY	DRY	NA	NA	NA
GENERAL CHEMISTRY											
Alkalinity	mg/L	DRY	DRY	DRY	DRY	DRY	DRY	DRY	NA	NA	NA
Anions	meq/L	DRY	DRY	DRY	DRY	DRY	DRY	DRY	NA	NA	NA
Bicarbonate	mg/L	DRY	DRY	DRY	DRY	DRY	DRY	DRY	NA	NA	NA
Carbonate	mg/L	DRY	DRY	DRY	DRY	DRY	DRY	DRY	NA	NA	NA
Cations	meq/L	DRY	DRY	DRY	DRY	DRY	DRY	DRY	NA	NA	NA
Chemical Oxygen Demand (COD)	mg/L	DRY	DRY	DRY	DRY	DRY	DRY	DRY	NA	NA	NA
Chloride	mg/L	DRY	DRY	DRY	DRY	DRY	DRY	DRY	NA	NA	NA
Cyanide	mg/L	DRY	DRY	DRY	DRY	DRY	DRY	DRY	NA	NA	NA
Fluoride	mg/L	DRY	DRY	DRY	DRY	DRY	DRY	DRY	NA	NA	NA
Hardness	mg/L	DRY	DRY	DRY	DRY	DRY	DRY	DRY	NA	NA	NA
Hydroxide	mg/L	DRY	DRY	DRY	DRY	DRY	DRY	DRY	NA	NA	NA
Nitrate (as N)	mg/L	DRY	DRY	DRY	DRY	DRY	DRY	DRY	NA	NA	NA
ortho-Phosphate Phosphorus	mg/L	DRY	DRY	DRY	DRY	DRY	DRY	DRY	NA	NA	NA
Perchlorate	mg/L	DRY	DRY	DRY	DRY	DRY	DRY	DRY	NA	NA	NA
Phenols, Total	mg/L	DRY	DRY	DRY	DRY	DRY	DRY	DRY	NA	NA	NA
Sulfate	mg/L	DRY	DRY	DRY	DRY	DRY	DRY	DRY	NA	NA	NA
Sulfide	mg/L	DRY	DRY	DRY	DRY	DRY	DRY	DRY	NA	NA	NA
Total Dissolved Solids (TDS)	mg/L	DRY	DRY	DRY	DRY	DRY	DRY	DRY	NA	NA	NA
Total Organic Carbon (TOC)	mg/L	DRY	DRY	DRY	DRY	DRY	DRY	DRY	NA	NA	NA
Total Organic Halides (TOX)	mg/L	DRY	DRY	DRY	DRY	DRY	DRY	DRY	NA	NA	NA
METALS											
Aluminum	mg/L	DRY	DRY	DRY	DRY	DRY	DRY	DRY	NA	NA	NA
Antimony	mg/L	DRY	DRY	DRY	DRY	DRY	DRY	DRY	NA	NA	NA
Arsenic	mg/L	DRY	DRY	DRY	DRY	DRY	DRY	DRY	NA	NA	NA
Barium	mg/L	DRY	DRY	DRY	DRY	DRY	DRY	DRY	NA	NA	NA
Beryllium	mg/L	DRY	DRY	DRY	DRY	DRY	DRY	DRY	NA	NA	NA
Boron	mg/L	DRY	DRY	DRY	DRY	DRY	DRY	DRY	NA	NA	NA
Cadmium	mg/L	DRY	DRY	DRY	DRY	DRY	DRY	DRY	NA	NA	NA
Calcium	mg/L	DRY	DRY	DRY	DRY	DRY	DRY	DRY	NA	NA	NA
Chromium-Hexavalent	mg/L	DRY	DRY	DRY	DRY	DRY	DRY	DRY	NA	NA	NA
Chromium-Total	mg/L	DRY	DRY	DRY	DRY	DRY	DRY	DRY	NA	NA	NA
Cobalt	mg/L	DRY	DRY	DRY	DRY	DRY	DRY	DRY	NA	NA	NA
Copper	mg/L	DRY	DRY	DRY	DRY	DRY	DRY	DRY	NA	NA	NA
Iron	mg/L	DRY	DRY	DRY	DRY	DRY	DRY	DRY	NA	NA	NA
Lead	mg/L	DRY	DRY	DRY	DRY	DRY	DRY	DRY	NA	NA	NA
Magnesium	mg/L	DRY	DRY	DRY	DRY	DRY	DRY	DRY	NA	NA	NA
Manganese	mg/L	DRY	DRY	DRY	DRY	DRY	DRY	DRY	NA	NA	NA
Mercury	mg/L	DRY	DRY	DRY	DRY	DRY	DRY	DRY	NA	NA	NA
Molybdenum	mg/L	DRY	DRY	DRY	DRY	DRY	DRY	DRY	NA	NA	NA
Nickel	mg/L	DRY	DRY	DRY	DRY	DRY	DRY	DRY	NA	NA	NA
Phosphorus	mg/L	DRY	DRY	DRY	DRY	DRY	DRY	DRY	NA	NA	NA
Potassium	mg/L	DRY	DRY	DRY	DRY	DRY	DRY	DRY	NA	NA	NA
Selenium	mg/L	DRY	DRY	DRY	DRY	DRY	DRY	DRY	NA	NA	NA
Silver	mg/L	DRY	DRY	DRY	DRY	DRY	DRY	DRY	NA	NA	NA
Sodium	mg/L	DRY	DRY	DRY	DRY	DRY	DRY	DRY	NA	NA	NA
Thallium	mg/L	DRY	DRY	DRY	DRY	DRY	DRY	DRY	NA	NA	NA
Tin	mg/L	DRY	DRY	DRY	DRY	DRY	DRY	DRY	NA	NA	NA
Vanadium	mg/L	DRY	DRY	DRY	DRY	DRY	DRY	DRY	NA	NA	NA
Zinc	mg/L	DRY	DRY	DRY	DRY	DRY	DRY	DRY	NA	NA	NA
VOLATILE ORGANIC COMPOUNDS											
1,1-Dichloroethane	mg/L	DRY	DRY	DRY	DRY	DRY	DRY	DRY	NA	NA	NA
Acetone	mg/L	DRY	DRY	DRY	DRY	DRY	DRY	DRY	NA	NA	NA
Carbon Disulfide	mg/L	DRY	DRY	DRY	DRY	DRY	DRY	DRY	NA	NA	NA
Chloroform	mg/L	DRY	DRY	DRY	DRY	DRY	DRY	DRY	NA	NA	NA
cis-1,2-Dichloroethene	mg/L	DRY	DRY	DRY	DRY	DRY	DRY	DRY	NA	NA	NA
Dichlorodifluoromethane	mg/L	DRY	DRY	DRY	DRY	DRY	DRY	DRY	NA	NA	NA
Methylene Chloride	mg/L	DRY	DRY	DRY	DRY	DRY	DRY	DRY	NA	NA	NA
Styrene	mg/L	DRY	DRY	DRY	DRY	DRY	DRY	DRY	NA	NA	NA
Tetrachloroethene	mg/L	DRY	DRY	DRY	DRY	DRY	DRY	DRY	NA	NA	NA
Toluene	mg/L	DRY	DRY	DRY	DRY	DRY	DRY	DRY	NA	NA	NA
Trichloroethene	mg/L	DRY	DRY	DRY	DRY	DRY	DRY	DRY	NA	NA	NA
Trichlorofluoromethane	mg/L	DRY	DRY	DRY	DRY	DRY	DRY	DRY	NA	NA	NA
SEMI-VOLATILE ORGANIC COMPOUNDS											
bis(2-Ethylhexyl) Phthalate	mg/L	DRY	DRY	DRY	DRY	DRY	DRY	DRY	NA	NA	NA
HERBICIDES, PESTICIDES & PCBs: ND											

[EA] (Extended analysis) - Appendix I and Appendix II constituents analyzed. Other monitoring periods analyzed for routine monitoring parameters. Only detected compounds included above.

TABLE 8 (CONT'D)
HISTORICAL SUMMARY DATA - MONITORING WELL F-32
RIALTO GWTS PERCHLORATE AND VOC REMEDIATION

ANALYTE	UNITS	Aug 2012	Nov 2012	Feb 2013	May 2013	Aug 2013	Nov 2013	Nov 2013	May 2014	Aug 2014
FIELD PARAMETERS										
Dissolved Oxygen	mg/L	NA	NA	NA	NA	NA	NA	DRY	DRY	DRY
Oxidation-Reduction Potential	mV	NA	NA	NA	NA	NA	NA	DRY	DRY	DRY
pH	units	NA	NA	NA	NA	NA	NA	DRY	DRY	DRY
Specific Conductance	mmhos/cm	NA	NA	NA	NA	NA	NA	DRY	DRY	DRY
Temperature	C°	NA	NA	NA	NA	NA	NA	DRY	DRY	DRY
Turbidity	NTU	NA	NA	NA	NA	NA	NA	DRY	DRY	DRY
GENERAL CHEMISTRY										
Alkalinity	mg/L	NA	NA	NA	NA	NA	NA	DRY	DRY	DRY
Anions	meq/L	NA	NA	NA	NA	NA	NA	DRY	DRY	DRY
Bicarbonate	mg/L	NA	NA	NA	NA	NA	NA	DRY	DRY	DRY
Carbonate	mg/L	NA	NA	NA	NA	NA	NA	DRY	DRY	DRY
Cations	meq/L	NA	NA	NA	NA	NA	NA	DRY	DRY	DRY
Chemical Oxygen Demand (COD)	mg/L	NA	NA	NA	NA	NA	NA	DRY	DRY	DRY
Chloride	mg/L	NA	NA	NA	NA	NA	NA	DRY	DRY	DRY
Cyanide	mg/L	NA	NA	NA	NA	NA	NA	DRY	DRY	DRY
Fluoride	mg/L	NA	NA	NA	NA	NA	NA	DRY	DRY	DRY
Hardness	mg/L	NA	NA	NA	NA	NA	NA	DRY	DRY	DRY
Hydroxide	mg/L	NA	NA	NA	NA	NA	NA	DRY	DRY	DRY
Nitrate (as N)	mg/L	NA	NA	NA	NA	NA	NA	DRY	DRY	DRY
ortho-Phosphate Phosphorus	mg/L	NA	NA	NA	NA	NA	NA	DRY	DRY	DRY
Perchlorate	mg/L	NA	NA	NA	NA	NA	NA	DRY	DRY	DRY
Phenols, Total	mg/L	NA	NA	NA	NA	NA	NA	DRY	DRY	DRY
Sulfate	mg/L	NA	NA	NA	NA	NA	NA	DRY	DRY	DRY
Sulfide	mg/L	NA	NA	NA	NA	NA	NA	DRY	DRY	DRY
Total Dissolved Solids (TDS)	mg/L	NA	NA	NA	NA	NA	NA	DRY	DRY	DRY
Total Organic Carbon (TOC)	mg/L	NA	NA	NA	NA	NA	NA	DRY	DRY	DRY
Total Organic Halides (TOX)	mg/L	NA	NA	NA	NA	NA	NA	DRY	DRY	DRY
METALS										
Aluminum	mg/L	NA	NA	NA	NA	NA	NA	DRY	DRY	DRY
Antimony	mg/L	NA	NA	NA	NA	NA	NA	DRY	DRY	DRY
Arsenic	mg/L	NA	NA	NA	NA	NA	NA	DRY	DRY	DRY
Barium	mg/L	NA	NA	NA	NA	NA	NA	DRY	DRY	DRY
Beryllium	mg/L	NA	NA	NA	NA	NA	NA	DRY	DRY	DRY
Boron	mg/L	NA	NA	NA	NA	NA	NA	DRY	DRY	DRY
Cadmium	mg/L	NA	NA	NA	NA	NA	NA	DRY	DRY	DRY
Calcium	mg/L	NA	NA	NA	NA	NA	NA	DRY	DRY	DRY
Chromium-Hexavalent	mg/L	NA	NA	NA	NA	NA	NA	DRY	DRY	DRY
Chromium-Total	mg/L	NA	NA	NA	NA	NA	NA	DRY	DRY	DRY
Cobalt	mg/L	NA	NA	NA	NA	NA	NA	DRY	DRY	DRY
Copper	mg/L	NA	NA	NA	NA	NA	NA	DRY	DRY	DRY
Iron	mg/L	NA	NA	NA	NA	NA	NA	DRY	DRY	DRY
Lead	mg/L	NA	NA	NA	NA	NA	NA	DRY	DRY	DRY
Magnesium	mg/L	NA	NA	NA	NA	NA	NA	DRY	DRY	DRY
Manganese	mg/L	NA	NA	NA	NA	NA	NA	DRY	DRY	DRY
Mercury	mg/L	NA	NA	NA	NA	NA	NA	DRY	DRY	DRY
Molybdenum	mg/L	NA	NA	NA	NA	NA	NA	DRY	DRY	DRY
Nickel	mg/L	NA	NA	NA	NA	NA	NA	DRY	DRY	DRY
Phosphorus	mg/L	NA	NA	NA	NA	NA	NA	DRY	DRY	DRY
Potassium	mg/L	NA	NA	NA	NA	NA	NA	DRY	DRY	DRY
Selenium	mg/L	NA	NA	NA	NA	NA	NA	DRY	DRY	DRY
Silver	mg/L	NA	NA	NA	NA	NA	NA	DRY	DRY	DRY
Sodium	mg/L	NA	NA	NA	NA	NA	NA	DRY	DRY	DRY
Thallium	mg/L	NA	NA	NA	NA	NA	NA	DRY	DRY	DRY
Tin	mg/L	NA	NA	NA	NA	NA	NA	DRY	DRY	DRY
Vanadium	mg/L	NA	NA	NA	NA	NA	NA	DRY	DRY	DRY
Zinc	mg/L	NA	NA	NA	NA	NA	NA	DRY	DRY	DRY
VOLATILE ORGANIC COMPOUNDS										
1,1-Dichloroethane	mg/L	NA	NA	NA	NA	NA	NA	DRY	DRY	DRY
Acetone	mg/L	NA	NA	NA	NA	NA	NA	DRY	DRY	DRY
Carbon Disulfide	mg/L	NA	NA	NA	NA	NA	NA	DRY	DRY	DRY
Chloroform	mg/L	NA	NA	NA	NA	NA	NA	DRY	DRY	DRY
cis-1,2-Dichloroethene	mg/L	NA	NA	NA	NA	NA	NA	DRY	DRY	DRY
Dichlorodifluoromethane	mg/L	NA	NA	NA	NA	NA	NA	DRY	DRY	DRY
Methylene Chloride	mg/L	NA	NA	NA	NA	NA	NA	DRY	DRY	DRY
Styrene	mg/L	NA	NA	NA	NA	NA	NA	DRY	DRY	DRY
Tetrachloroethene	mg/L	NA	NA	NA	NA	NA	NA	DRY	DRY	DRY
Toluene	mg/L	NA	NA	NA	NA	NA	NA	DRY	DRY	DRY
Trichloroethene	mg/L	NA	NA	NA	NA	NA	NA	DRY	DRY	DRY
Trichlorofluoromethane	mg/L	NA	NA	NA	NA	NA	NA	DRY	DRY	DRY
SEMI-VOLATILE ORGANIC COMPOUNDS										
bis(2-Ethylhexyl) Phthalate	mg/L	NA	NA	NA	NA	NA	NA	DRY	DRY	DRY
HERBICIDES, PESTICIDES & PCBs: ND										

[EA] (Extended analysis) - Appendix I and Appendix II constituents analyzed. Other monitoring periods analyzed for routine monitoring parameters. Only detected compounds included above.

TABLE 8 (CONT'D)
HISTORICAL SUMMARY DATA - MONITORING WELL F-32
RIALTO GWTS PERCHLORATE AND VOC REMEDIATION

ANALYTE	UNITS	Nov 2014	Feb 2015	May 2015	July 2015	MED.	AVG.	STD. DEV.	MIN.	MAX.
FIELD PARAMETERS										
Dissolved Oxygen	mg/L	DRY	DRY	8.13	7.11	6.90	6.81	1.42	3.6	8.9
Oxidation-Reduction Potential	mV	DRY	DRY	193	273	NC	NC	NC	193	193
pH	units	DRY	DRY	7.42	5.38	7.50	7.87	1.11	6.5	11.3
Specific Conductance	mmhos/cm	DRY	DRY	1200	476	360	366	166	210	1200
Temperature	C°	DRY	DRY	18.02	21.23	19.4	19.7	1.80	16.7	24
Turbidity	NTU	DRY	DRY	120	560	0.0	7.00	26.8	0	120
GENERAL CHEMISTRY										
Alkalinity	mg/L	DRY	DRY	190	NA	170	175	10.0	170	190
Anions	meq/L	DRY	DRY	4.6	NA	4.10	4.23	0.250	4.10	4.6
Bicarbonate	mg/L	DRY	DRY	190	NA	210	205	10.0	190	210
Carbonate	mg/L	DRY	DRY	NA	NA	NC	NC	NC	NC	NC
Cations	meq/L	DRY	DRY	5.2	NA	4.00	4.30	0.600	4.00	5.2
Chemical Oxygen Demand (COD)	mg/L	DRY	DRY	**22**	NA	NC	NC	NC	**5**	**22**
Chloride	mg/L	DRY	DRY	5.4	5.6	3.80	4.08	0.922	2.8	**7.0**
Cyanide	mg/L	DRY	DRY	0.0014	NA	NC	NC	NC	NC	NC
Fluoride	mg/L	DRY	DRY	0.28	NA	0.300	0.295	0.01000	0.28	0.3
Hardness	mg/L	DRY	DRY	230	NA	170	185	30.0	170	230
Hydroxide	mg/L	DRY	DRY	4.1	NA	NC	NC	NC	NC	NC
Nitrate (as N)	mg/L	DRY	DRY	3.7	3.5	2.40	2.44	0.429	1.5	3.7
ortho-Phosphate Phosphorus	mg/L	DRY	DRY	0.066[5]	NA	0.0200	0.0200	0.0	**0.02**	**0.02**
Perchlorate	mg/L	DRY	DRY	0.0013	NA	NC	NC	NC	0.00011	**0.0015**
Phenols, Total	mg/L	DRY	DRY	0.01	NA	NC	NC	NC	**0.0053**	**0.0053**
Sulfate	mg/L	DRY	DRY	18	18	18.0	18.3	1.94	15	26
Sulfide	mg/L	DRY	DRY	0.050	NA	NC	NC	NC	NC	NC
Total Dissolved Solids (TDS)	mg/L	DRY	DRY	270	27	240	224	57.1	91	318
Total Organic Carbon (TOC)	mg/L	DRY	DRY	1.3	NA	NC	NC	NC	0.090	1.3
Total Organic Halides (TOX)	mg/L	DRY	DRY	0.02	1.3	NC	NC	NC	NC	NC
METALS										
Aluminum	mg/L	DRY	DRY	1.9	NA	NC	NC	NC	1.9	1.9
Antimony	mg/L	DRY	DRY	0.0085	NA	NC	NC	NC	NC	NC
Arsenic	mg/L	DRY	DRY	0.0078	NA	NC	NC	NC	**0.0019**	**0.0019**
Barium	mg/L	DRY	DRY	0.06	NA	0.0260	0.0345	0.0170	**0.026**	0.06
Beryllium	mg/L	DRY	DRY	0.0005	NA	NC	NC	NC	NC	NC
Boron	mg/L	DRY	DRY	0.013	NA	NC	NC	NC	**0.0072**	**0.0072**
Cadmium	mg/L	DRY	DRY	**0.0041**	NA	NC	NC	NC	0.0001	**0.0041**
Calcium	mg/L	DRY	DRY	74	67	50.0	45.6	19.1	2	74
Chromium-Hexavalent	mg/L	DRY	DRY	NA	NA	NC	NC	NC	**0.0073**	**0.0073**
Chromium-Total	mg/L	DRY	DRY	**0.0073**	NA	NC	NC	NC	**0.0052**	**0.0052**
Cobalt	mg/L	DRY	DRY	0.0013	NA	NC	NC	NC	**0.00013**	**0.00013**
Copper	mg/L	DRY	DRY	**0.0079**	NA	NC	NC	NC	0.0002	**0.0079**
Iron	mg/L	DRY	DRY	2.9	NA	NC	NC	NC	0.010	2.9
Lead	mg/L	DRY	DRY	**0.011**	NA	NC	NC	NC	**0.00016**	**0.011**
Magnesium	mg/L	DRY	DRY	11	9.9	7.90	7.37	2.15	1.2	11
Manganese	mg/L	DRY	DRY	0.049	NA	0.000210	0.0124	0.0244	**0.00021**	0.049
Mercury	mg/L	DRY	DRY	0.000033	NA	NC	NC	NC	NC	NC
Molybdenum	mg/L	DRY	DRY	**0.0026**	NA	NC	NC	NC	**0.0026**	**0.0026**
Nickel	mg/L	DRY	DRY	**0.0079**	NA	NC	NC	NC	**0.0014**	**0.0079**
Phosphorus	mg/L	DRY	DRY	0.34	NA	0.0200	0.100	0.160	**0.02**	0.34
Potassium	mg/L	DRY	DRY	3.8	NA	3.00	3.20	0.400	3	3.8
Selenium	mg/L	DRY	DRY	0.015	NA	NC	NC	NC	**0.0025**	**0.0025**
Silver	mg/L	DRY	DRY	0.0019	NA	NC	NC	NC	NC	NC
Sodium	mg/L	DRY	DRY	13	11	10.0	17.0	18.6	9.2	80
Thallium	mg/L	DRY	DRY	0.024	NA	NC	NC	NC	NC	NC
Tin	mg/L	DRY	DRY	0.0067	NA	NC	NC	NC	NC	NC
Vanadium	mg/L	DRY	DRY	**0.0078**	NA	NC	NC	NC	**0.0038**	**0.0078**
Zinc	mg/L	DRY	DRY	0.220	NA	0.00200	0.0565	0.109	**0.0020**	0.220
VOLATILE ORGANIC COMPOUNDS										
1,1-Dichloroethane	mg/L	DRY	DRY	0.11	0.11	0.170	0.185	0.0905	0.061	**0.19**
Acetone	mg/L	DRY	DRY	4.6	4.6	NC	NC	NC	NC	NC
Carbon Disulfide	mg/L	DRY	DRY	0.38	0.38	NC	NC	NC	NC	NC
Chloroform	mg/L	DRY	DRY	0.12	0.12	NC	NC	NC	0.050	**0.41**
cis-1,2-Dichloroethene	mg/L	DRY	DRY	0.085	0.085	0.190	0.285	0.262	0.070	1.2
Dichlorodifluoromethane	mg/L	DRY	DRY	0.099	0.099	1.20	3.14	6.00	0.085	26
Methylene Chloride	mg/L	DRY	DRY	0.48	0.48	NC	NC	NC	0.12	**0.5**
Styrene	mg/L	DRY	DRY	0.068	0.068	NC	NC	NC	0.025	**0.19**
Tetrachloroethene	mg/L	DRY	DRY	0.68[5]	0.15	2.60	2.29	1.98	0.11	5.2
Toluene	mg/L	DRY	DRY	0.093	0.093	NC	NC	NC	0.042	**0.22**
Trichloroethene	mg/L	DRY	DRY	0.085	0.085	NC	NC	NC	0.075	**0.41**
Trichlorofluoromethane	mg/L	DRY	DRY	0.13	0.13	0.560	0.635	0.543	0.13	**2.1**
SEMI-VOLATILE ORGANIC COMPOUNDS										
bis(2-Ethylhexyl) Phthalate	mg/L	DRY	DRY	3.0	NA	NC	NC	NC	NC	NC
HERBICIDES, PESTICIDES & PCBs: ND										

EA (Extended analysis) - Appendix I and Appendix II constituents analyzed. Other monitoring periods analyzed for routine monitoring parameters. Only detected compounds included above.

TABLE 9
HISTORICAL SUMMARY DATA - MONITORING WELL F-6A SHALLOW (4-INCH)
RIALTO GWTS PERCHLORATE AND VOC REMEDIATION

ANALYTE	UNITS	Oct 2002	Nov 2002	Dec 2002	Jan 2003	Feb 2003	Mar 2003	Apr 2003	May 2003	Jun 2003
GENERAL CHEMISTRY										
Bicarbonate	mg/L	NA	NA	NA	NA	NA	160	180	170	NA
Carbonate	mg/L	NA	NA	NA	NA	NA	NA	NA	NA	NA
Chloride	mg/L	NA	NA	NA	NA	NA	3.9	3.7	4.8	NA
Hardness as CaCO3	mg/L	NA	NA	NA	NA	NA	NA	NA	NA	NA
Hydroxide	mg/L	NA	NA	NA	NA	NA	NA	NA	NA	NA
MBAS	mg/L	NA	NA	NA	NA	NA	NA	NA	NA	NA
Nitrate as N	mg/L	NA	NA	NA	NA	NA	5.47	4.9	5.32	NA
Perchlorate	µg/L	270	250	220	250	110	150	140	150	170
Phenols	µg/L	NA	NA	NA	NA	NA	NA	NA	NA	NA
Sulfate	mg/L	NA	NA	NA	NA	NA	14	14	15	NA
Total Alkalinity as CaCO3	mg/L	NA	NA	NA	NA	NA	130	150	140	NA
Total Dissolved Solids	mg/L	NA	NA	NA	NA	NA	238	212	228	NA
FIELD PARAMETERS										
Dissolved Oxygen	mg/L	NA	NA	NA	NA	NA	NA	9.4	NA	NA
pH	Units	NA	NA	8.1	NA	7.7	7.8	8.0	8.0	7.2
Specific Conductance	µmhos/cm	NA	NA	170	NA	320	370	430	260	290
Temperature	°C	NA	NA	17	NA	17	18	18	19	18
Turbidity	NTU	NA	NA	520	NA	<5	42	34	>900	<5
METALS										
Alluminum	mg/L	NA	NA	NA	NA	NA	NA	NA	NA	NA
Antimony	mg/L	NA	NA	NA	NA	NA	NA	NA	NA	NA
Arsenic	mg/L	NA	NA	NA	NA	NA	NA	NA	NA	NA
Barium	mg/L	NA	NA	NA	NA	NA	NA	NA	NA	NA
Beryllium	mg/L	NA	NA	NA	NA	NA	NA	NA	NA	NA
Boron	mg/L	NA	NA	NA	NA	NA	NA	NA	NA	NA
Cadmium	mg/L	NA	NA	NA	NA	NA	NA	NA	NA	NA
Calcium	mg/L	NA	NA	NA	NA	NA	45	51	52	NA
Chromium VI	mg/L	NA	NA	NA	NA	NA	NA	NA	NA	NA
Chromium	mg/L	NA	NA	NA	NA	NA	NA	NA	NA	NA
Cobalt	mg/L	NA	NA	NA	NA	NA	NA	NA	NA	NA
Copper	mg/L	NA	NA	NA	NA	NA	NA	NA	NA	NA
Iron	mg/L	NA	NA	NA	NA	NA	NA	NA	NA	NA
Lead	mg/L	NA	NA	NA	NA	NA	NA	NA	NA	NA
Lithium	mg/L	NA	NA	NA	NA	NA	NA	NA	NA	NA
Magnesium	mg/L	NA	NA	NA	NA	NA	7.1	7.4	7.9	NA
Manganese	mg/L	NA	NA	NA	NA	NA	NA	NA	NA	NA
Mercury	mg/L	NA	NA	NA	NA	NA	NA	NA	NA	NA
Molybdenum	mg/L	NA	NA	NA	NA	NA	NA	NA	NA	NA
Nickel	mg/L	NA	NA	NA	NA	NA	NA	NA	NA	NA
Potassium	mg/L	NA	NA	NA	NA	NA	NA	NA	NA	NA
Selenium	mg/L	NA	NA	NA	NA	NA	NA	NA	NA	NA
Silica (Total)	mg/L	NA	NA	NA	NA	NA	NA	NA	NA	NA
Silver	mg/L	NA	NA	NA	NA	NA	NA	NA	NA	NA
Sodium	mg/L	NA	NA	NA	NA	NA	520	13	16	NA
Strontium	mg/L	NA	NA	NA	NA	NA	NA	NA	NA	NA
Thallium	mg/L	NA	NA	NA	NA	NA	NA	NA	NA	NA
Tin	mg/L	NA	NA	NA	NA	NA	NA	NA	NA	NA
Titanium	mg/L	NA	NA	NA	NA	NA	NA	NA	NA	NA
Vanadium	mg/L	NA	NA	NA	NA	NA	NA	NA	NA	NA
Zinc	mg/L	NA	NA	NA	NA	NA	NA	NA	NA	NA
VOLATILE ORGANIC COMPOUNDS										
1,1-Dichloroethane	µg/L	**0.27**	**0.21**	0.098	0.099	0.18	0.076	**0.12**	**0.15**	**0.15**
1,2-Dichloroethane	µg/L	0.20	0.21	0.21	0.081	0.18	0.19	0.12	0.12	0.12
1,2-Dichloropropane	µg/L	0.74	1.2	0.90	1.5	0.69	**0.31**	**0.29**	**0.29**	**0.35**
Bromoform	µg/L	0.13	0.13	0.13	0.13	0.18	0.16	0.13	0.13	0.13
Chloroform	µg/L	0.65	**0.27**	**0.22**	0.049	**0.16**	**0.18**	**0.21**	**0.23**	**0.26**
cis-1,2-Dichloroethene	µg/L	0.11	0.11	0.11	0.11	0.11	0.11	0.11	0.11	0.11
Dibromochloromethane	µg/L	0.28	0.37	0.37	0.098	0.14	0.15	0.12	0.12	0.12
Dichlorodifluoromethane	µg/L	**0.73**	0.18	0.18	0.20	0.91	**0.22**	0.042	**0.29**	0.042
Methylene Chloride	µg/L	0.52	**0.33**	**0.27**	0.057	**0.36**	0.17	**0.16**	**0.30**	**0.28**
Methyl t-butyl ether (MTBE)	µg/L	0.11	0.11	0.11	0.11	0.11	0.11	0.11	0.11	0.11
Tetrachloroethene	µg/L	2.3	2.5	1.9	2.8	1.5	1.2	1.4	1.2	1.6
Trichloroethene	µg/L	51	48	38	41	15	20	25	25	30
Trichlorofluoromethane	µg/L	0.54	0.16	0.16	0.18	0.21	0.13	**0.11**	**0.080**	**0.13**
TIC - Dichlorofluoromethane	µg/L	NR	NR	NR	NR	NR	NR	NR	NR	NR
SEMI-VOLATILE ORGANIC COMPOUNDS										
bis(2-Ethylhexyl)phthalate	µg/L	0.98	NA	NA	0.98	NA	0.84	**0.95**	**0.92**	0.98
CHLORINATED HERBICIDES										
Dicamba	µg/L	0.0074	NA	NA	0.0074	NA	NA	NA	0.0074	0.0074
ORGANOCHLORINE PESTICIDES AND PCBS (EPA 8081/8082)										
TIC: Dibutyl Chlorendate	µg/L	NR	NR	NR	NR	NR	NR	NR	NR	NR

TABLE 9 (CONT'D)
HISTORICAL SUMMARY DATA - MONITORING WELL F-6A SHALLOW (4-INCH)
RIALTO GWTS PERCHLORATE AND VOC REMEDIATION

ANALYTE	UNITS	Jul 2003	Aug 2003	Sep 2003	Oct 2003	May 2004	Jun 2004	Jul 2004	Aug 2004	Sep 2004
GENERAL CHEMISTRY										
Bicarbonate	mg/L	NA	NA	NA	NA	NA	NA	NA	140	NA
Carbonate	mg/L	NA	NA	NA	NA	NA	NA	NA	8.0	NA
Chloride	mg/L	NA	NA	NA	NA	NA	NA	NA	5.1	NA
Hardness as CaCO3	mg/L	NA	NA	NA	NA	NA	NA	NA	173	NA
Hydroxide	mg/L	NA	NA	NA	NA	NA	NA	NA	0.81	NA
MBAS	mg/L	NA	NA	NA	NA	NA	NA	NA	NA	NA
Nitrate as N	mg/L	NA	NA	NA	NA	NA	NA	NA	23.7	NA
Perchlorate	µg/L	150	140	130	160	240	210	230	120	140
Phenols	µg/L	NA	NA	NA	NA	NA	NA	NA	12	NA
Sulfate	mg/L	NA	NA	NA	NA	NA	NA	NA	17	NA
Total Alkalinity as CaCO3	mg/L	NA	NA	NA	NA	NA	NA	NA	130	NA
Total Dissolved Solids	mg/L	NA	NA	NA	NA	NA	NA	NA	214	NA
FIELD PARAMETERS										
Dissolved Oxygen	mg/L	NA	NA	NA	NA	NA	NA	NA	6.1	NA
pH	Units	NA	NA	NA	NA	NA	NA	NA	8.34	7.9
Specific Conductance	µmhos/cm	NA	NA	NA	NA	NA	NA	NA	332	350
Temperature	°C	NA	NA	NA	NA	NA	NA	NA	20	18.8
Turbidity	NTU	NA	NA	NA	NA	NA	NA	NA	46	110
METALS										
Alluminum	mg/L	NA	NA	NA	NA	NA	NA	NA	NA	NA
Antimony	mg/L	NA	NA	NA	NA	NA	NA	NA	NA	NA
Arsenic	mg/L	NA	NA	NA	NA	NA	NA	NA	NA	NA
Barium	mg/L	NA	NA	NA	NA	NA	NA	NA	NA	NA
Beryllium	mg/L	NA	NA	NA	NA	NA	NA	NA	NA	NA
Boron	mg/L	NA	NA	NA	NA	NA	NA	NA	NA	NA
Cadmium	mg/L	NA	NA	NA	NA	NA	NA	NA	NA	NA
Calcium	mg/L	NA	NA	NA	NA	NA	NA	NA	NA	NA
Chromium VI	mg/L	NA	NA	NA	NA	NA	NA	NA	NA	NA
Chromium	mg/L	NA	NA	NA	NA	NA	NA	NA	NA	NA
Cobalt	mg/L	NA	NA	NA	NA	NA	NA	NA	NA	NA
Copper	mg/L	NA	NA	NA	NA	NA	NA	NA	NA	NA
Iron	mg/L	NA	NA	NA	NA	NA	NA	NA	NA	NA
Lead	mg/L	NA	NA	NA	NA	NA	NA	NA	NA	NA
Lithium	mg/L	NA	NA	NA	NA	NA	NA	NA	NA	NA
Magnesium	mg/L	NA	NA	NA	NA	NA	NA	NA	NA	NA
Manganese	mg/L	NA	NA	NA	NA	NA	NA	NA	NA	NA
Mercury	mg/L	NA	NA	NA	NA	NA	NA	NA	NA	NA
Molybdenum	mg/L	NA	NA	NA	NA	NA	NA	NA	NA	NA
Nickel	mg/L	NA	NA	NA	NA	NA	NA	NA	NA	NA
Potassium	mg/L	NA	NA	NA	NA	NA	NA	NA	NA	NA
Selenium	mg/L	NA	NA	NA	NA	NA	NA	NA	NA	NA
Silica (Total)	mg/L	NA	NA	NA	NA	NA	NA	NA	NA	NA
Silver	mg/L	NA	NA	NA	NA	NA	NA	NA	NA	NA
Sodium	mg/L	NA	NA	NA	NA	NA	NA	NA	NA	NA
Strontium	mg/L	NA	NA	NA	NA	NA	NA	NA	NA	NA
Thallium	mg/L	NA	NA	NA	NA	NA	NA	NA	NA	NA
Tin	mg/L	NA	NA	NA	NA	NA	NA	NA	NA	NA
Titanium	mg/L	NA	NA	NA	NA	NA	NA	NA	NA	NA
Vanadium	mg/L	NA	NA	NA	NA	NA	NA	NA	NA	NA
Zinc	mg/L	NA	NA	NA	NA	NA	NA	NA	NA	NA
VOLATILE ORGANIC COMPOUNDS										
1,1-Dichloroethane	µg/L	0.17	**0.13**	**0.14**	**0.17**	**0.43**	0.55	0.52	0.13	**0.23**
1,2-Dichloroethane	µg/L	0.18	0.12	0.12	0.12	0.13	0.086	0.25	0.25	**0.10**
1,2-Dichloropropane	µg/L	**0.40**	**0.25**	**0.48**	**0.39**	3.00	3.6	3.2	**0.22**	1.4
Bromoform	µg/L	0.18	0.13	0.22	0.22	0.22	0.22	0.22	0.33	0.062
Chloroform	µg/L	**0.32**	**0.21**	**0.19**	**0.35**	**0.41**	**0.42**	0.55	**0.11**[5]	**0.32**
cis-1,2-Dichloroethene	µg/L	0.11	0.11	0.11	0.11	0.11	0.11	0.11	0.11	0.11
Dibromochloromethane	µg/L	0.14	0.12	0.12	0.12	0.12	0.12	0.12	0.11	0.12
Dichlorodifluoromethane	µg/L	0.19	**0.21**	**0.15**	**0.20**	**0.14**	**0.16**	**0.22**	0.20	**0.12**
Methylene Chloride	µg/L	**0.28**	**0.28**	**0.33**	**0.32**	0.36	**0.41**	0.43	**0.69**[5]	**0.43**
Methyl t-butyl ether (MTBE)	µg/L	0.11	0.11	0.11	0.11	0.11	0.11	0.11	0.11	0.11
Tetrachloroethene	µg/L	2.0	1.2	1.1	1.7	3.1	2.2	4.3	**0.25**[6]	2.2
Trichloroethene	µg/L	39	21	19	37	26	17	40	3.9	22
Trichlorofluoromethane	µg/L	0.21	**0.080**	0.050	**0.10**	0.094	**0.10**	0.20	0.20	**0.090**
TIC - Dichlorofluoromethane	µg/L	NR	NR	NR	NR	NR	NR	NR	NR	NR
SEMI-VOLATILE ORGANIC COMPOUNDS										
bis(2-Ethylhexyl)phthalate	µg/L	NA	NA	0.98	0.98	0.98	0.98	0.98	1.4	NA
CHLORINATED HERBICIDES										
Dicamba	µg/L	NA	NA	0.0074	0.0074	0.0074	0.0074	0.0074	0.24	NA
ORGANOCHLORINE PESTICIDES AND PCBS (EPA 8081/8082)										
TIC: Dibutyl Chlorendate	µg/L	NR	NR	NR	NR	NR	NR	NR	NR	NR

TABLE 9 (CONT'D)
HISTORICAL SUMMARY DATA - MONITORING WELL F-6A SHALLOW (4-INCH)
RIALTO GWTS PERCHLORATE AND VOC REMEDIATION

ANALYTE	UNITS	Oct 2004	Nov 2004	Dec 2004	Jan 2005	Feb 2005	Feb 2005	Mar 2005	Jan 2006	May 2006
GENERAL CHEMISTRY										
Bicarbonate	mg/L	NA	NA	NA	NA	NA	NA	NA	NA	NA
Carbonate	mg/L	NA	NA	NA	NA	NA	NA	NA	NA	NA
Chloride	mg/L	NA	NA	NA	NA	NA	NA	NA	NA	NA
Hardness as CaCO3	mg/L	NA	NA	NA	NA	NA	NA	NA	NA	NA
Hydroxide	mg/L	NA	NA	NA	NA	NA	NA	NA	NA	NA
MBAS	mg/L	NA	NA	NA	NA	NA	NA	NA	NA	NA
Nitrate as N	mg/L	NA	NA	NA	NA	NA	NA	NA	NA	NA
Perchlorate	µg/L	140	160	140	120	NA	120	NA	120	99
Phenols	µg/L	NA	NA	NA	NA	NA	NA	NA	NA	NA
Sulfate	mg/L	NA	NA	NA	NA	NA	NA	NA	NA	NA
Total Alkalinity as CaCO3	mg/L	NA	NA	NA	NA	NA	NA	NA	NA	NA
Total Dissolved Solids	mg/L	NA	NA	NA	NA	NA	NA	NA	NA	NA
FIELD PARAMETERS										
Dissolved Oxygen	mg/L	NA	NA	NA	NA	NA	NA	NA	NA	NA
pH	Units	NA	7.0	NA	NA	NA	7.7	NA	7.3	7.4
Specific Conductance	µmhos/cm	NA	350	NA	NA	NA	410	NA	380	390
Temperature	°C	NA	18.2	NA	NA	NA	17	NA	16.8	18.0
Turbidity	NTU	NA	395	NA	NA	NA	<5	NA	200	<5
METALS										
Alluminum	mg/L	NA	NA	NA	NA	NA	NA	0.075	NA	NA
Antimony	mg/L	NA	NA	NA	**0.017**	NA	NA	0.00014	NA	NA
Arsenic	mg/L	NA	NA	NA	0.0016	NA	NA	0.00035	NA	NA
Barium	mg/L	NA	NA	NA	0.021	NA	NA	**0.017**	NA	NA
Beryllium	mg/L	NA	NA	NA	NA	NA	NA	0.000044	NA	NA
Boron	mg/L	NA	NA	NA	NA	NA	NA	**0.015**	NA	NA
Cadmium	mg/L	NA	NA	NA	0.0027	NA	NA	0.000024	NA	NA
Calcium	mg/L	NA	NA	NA	54	NA	NA	48	NA	NA
Chromium VI	mg/L	NA	NA	NA	NA	NA	NA	0.00019	NA	NA
Chromium	mg/L	NA	NA	NA	**0.0018**	NA	NA	0.00061	NA	NA
Cobalt	mg/L	NA	NA	NA	0.00075	NA	NA	**0.000069**	NA	NA
Copper	mg/L	NA	NA	NA	0.00041	NA	NA	**0.00044**	NA	NA
Iron	mg/L	NA	NA	NA	0.0028	NA	NA	0.00034	NA	NA
Lead	mg/L	NA	NA	NA	0.0026	NA	NA	0.000020	NA	NA
Lithium	mg/L	NA	NA	NA	NA	NA	NA	0.00025	NA	NA
Magnesium	mg/L	NA	NA	NA	7.8	NA	NA	6.7	NA	NA
Manganese	mg/L	NA	NA	NA	0.0021	NA	NA	0.000031	NA	NA
Mercury	mg/L	NA	NA	NA	NA	NA	NA	0.000032	NA	NA
Molybdenum	mg/L	NA	NA	NA	**0.0094**	NA	NA	**0.0032**	NA	NA
Nickel	mg/L	NA	NA	NA	0.0011	NA	NA	**0.00067**	NA	NA
Potassium	mg/L	NA	NA	NA	2.9	NA	NA	2.8	NA	NA
Selenium	mg/L	NA	NA	NA	**0.016**	NA	NA	**0.00075**	NA	NA
Silica (Total)	mg/L	NA	NA	NA	NA	NA	NA	0.021	NA	NA
Silver	mg/L	NA	NA	NA	0.00086	NA	NA	0.000031	NA	NA
Sodium	mg/L	NA	NA	NA	12	NA	NA	9.8	NA	NA
Strontium	mg/L	NA	NA	NA	NA	NA	NA	0.310	NA	NA
Thallium	mg/L	NA	NA	NA	0.0020	NA	NA	0.000050	NA	NA
Tin	mg/L	NA	NA	NA	**0.016**	NA	NA	0.00048	NA	NA
Titanium	mg/L	NA	NA	NA	NA	NA	NA	0.0030	NA	NA
Vanadium	mg/L	NA	NA	NA	**0.0038**	NA	NA	0.0061	NA	NA
Zinc	mg/L	NA	NA	NA	0.011	NA	NA	0.00024	NA	NA
VOLATILE ORGANIC COMPOUNDS										
1,1-Dichloroethane	µg/L	**0.21**	**0.26**	**0.25**	**0.24**	**0.36**	**0.25**	NA	**0.46**	**0.25**
1,2-Dichloroethane	µg/L	0.060	0.060	0.13	0.060	0.21	0.21	NA	0.21	0.21
1,2-Dichloropropane	µg/L	1.2	1.4	1.2	1.2	1.3	0.15	NA	2.7	1.4
Bromoform	µg/L	0.22	0.050	0.22	0.050	0.13	0.20	NA	0.22	0.22
Chloroform	µg/L	**0.23**[5]	**0.35**[5]	**0.31**	**0.32**[5]	0.83	**0.32**	NA	0.55	**0.27**[5]
cis-1,2-Dichloroethene	µg/L	0.11	0.11	0.11	0.19	0.19	0.19	NA	0.19	0.19
Dibromochloromethane	µg/L	0.12	0.14	0.12	0.14	0.37	0.19	NA	0.12	0.12
Dichlorodifluoromethane	µg/L	0.11	0.11	**0.28**	**0.14**	0.18	0.20	NA	NA	**0.28**
Methylene Chloride	µg/L	**0.74**[5,6]	**0.21**[5]	**0.41**	**0.38**[5]	0.63	0.94	NA	0.94	0.94
Methyl t-butyl ether (MTBE)	µg/L	0.11	0.11	0.11	0.11	0.11	0.11	NA	0.11	0.11
Tetrachloroethene	µg/L	1.5	2.0	2.4	1.8	2.3	2.0	NA	5.1	2.3
Trichloroethene	µg/L	17	29	28	23	34	0.18	NA	53	27
Trichlorofluoromethane	µg/L	0.060	0.060	**0.11**	0.060	0.16	0.21	NA	**0.23**	0.20
TIC - Dichlorofluoromethane	µg/L	NR	NR	NR	NR	NR	NR	NR	NR	NR
SEMI-VOLATILE ORGANIC COMPOUNDS										
bis(2-Ethylhexyl)phthalate	µg/L	0.98	NA	0.98	0.98	2.3	NA	NA	NA	NA
CHLORINATED HERBICIDES										
Dicamba	µg/L	0.0074	NA	0.0074	NA	**0.33**	NA	NA	NA	NA
ORGANOCHLORINE PESTICIDES AND PCBS (EPA 8081/8082)										
TIC: Dibutyl Chlorendate	µg/L	0.0074	NA	0.0074	NA	**0.33**	NA	NA	NA	NA

TABLE 9 (CONT'D)
HISTORICAL SUMMARY DATA - MONITORING WELL F-6A SHALLOW (4-INCH)
RIALTO GWTS PERCHLORATE AND VOC REMEDIATION

ANALYTE	UNITS	Aug 2006	Nov 2006	Feb 2007	May 2007	Aug 2007	Nov 2007	Jan 2008	May 2008	Aug 2008
GENERAL CHEMISTRY										
Bicarbonate	mg/L	NA	160	NA	NA	NA	130	NA	NA	NA
Carbonate	mg/L	NA	8.0	NA	NA	NA	1.5	NA	NA	NA
Chloride	mg/L	NA	4.5	NA	NA	NA	4.8	NA	NA	NA
Hardness as CaCO3	mg/L	NA	140	NA	NA	NA	120	NA	NA	NA
Hydroxide	mg/L	NA	0.81	NA	NA	NA	0.81	NA	NA	NA
MBAS	mg/L	NA	0.039	NA	NA	NA	0.039	NA	NA	NA
Nitrate as N	mg/L	NA	5.5	NA	NA	NA	5.1	NA	NA	NA
Perchlorate	µg/L	130	78	150	71	120	130	82	110	100
Phenols	µg/L	NA	NA	NA	NA	NA	NA	NA	NA	NA
Sulfate	mg/L	NA	15	NA	NA	NA	17	NA	NA	NA
Total Alkalinity as CaCO3	mg/L	NA	140	NA	NA	NA	110	NA	NA	NA
Total Dissolved Solids	mg/L	NA	220	NA	NA	NA	200	NA	NA	NA
FIELD PARAMETERS										
Dissolved Oxygen	mg/L	NA	NA	NA	NA	NA	NA	NA	NA	NA
pH	Units	7.4	8.2	8.6	8.2	7.4	7.6	8.8	7.0	6.58
Specific Conductance	µmhos/cm	410	170	190	180	200	200	300	239	409
Temperature	°C	18.7	18.8	20.2	19.2	19.4	19.5	17.1	18.6	21.67
Turbidity	NTU	12	12.8	47.9	34.6	97.6	176.4	135.0	16.6	122
METALS										
Alluminum	mg/L	NA	0.044	NA	NA	NA	0.014	NA	NA	NA
Antimony	mg/L	NA	**0.022**	NA	NA	NA	0.014	NA	NA	NA
Arsenic	mg/L	NA	0.018	NA	NA	NA	0.020	NA	NA	NA
Barium	mg/L	NA	0.019	NA	NA	NA	0.017	NA	NA	NA
Beryllium	mg/L	NA	0.0015	NA	NA	NA	0.00037	NA	NA	NA
Boron	mg/L	NA	0.011	NA	NA	NA	0.011	NA	NA	NA
Cadmium	mg/L	NA	0.0032	NA	NA	NA	0.0040	NA	NA	NA
Calcium	mg/L	NA	46	NA	NA	NA	40	NA	NA	NA
Chromium VI	mg/L	NA	0.000029	NA	NA	NA	0.000029	NA	NA	NA
Chromium	mg/L	NA	**0.0019**	NA	NA	NA	**0.0018**	NA	NA	NA
Cobalt	mg/L	NA	0.0014	NA	NA	NA	0.0032	NA	NA	NA
Copper	mg/L	NA	0.0020	NA	NA	NA	0.0018	NA	NA	NA
Iron	mg/L	NA	0.019	NA	NA	NA	0.028	NA	NA	NA
Lead	mg/L	NA	0.0065	NA	NA	NA	0.0041	NA	NA	NA
Lithium	mg/L	NA	0.00025	NA	NA	NA	0.00025	NA	NA	NA
Magnesium	mg/L	NA	5.7	NA	NA	NA	4.8	NA	NA	NA
Manganese	mg/L	NA	0.0053	NA	NA	NA	0.0037	NA	NA	NA
Mercury	mg/L	NA	**0.000035**[6]	NA	NA	NA	0.000022	NA	NA	NA
Molybdenum	mg/L	NA	**0.0050**	NA	NA	NA	**0.0060**	NA	NA	NA
Nickel	mg/L	NA	0.0067	NA	NA	NA	0.0018	NA	NA	NA
Potassium	mg/L	NA	3.1	NA	NA	NA	3.6	NA	NA	NA
Selenium	mg/L	NA	**0.066**[6]	NA	NA	NA	**0.020**	NA	NA	NA
Silica (Total)	mg/L	NA	0.000014	NA	NA	NA	0.000014	NA	NA	NA
Silver	mg/L	NA	0.0020	NA	NA	NA	0.0019	NA	NA	NA
Sodium	mg/L	NA	11	NA	NA	NA	12	NA	NA	NA
Strontium	mg/L	NA	0.0017	NA	NA	NA	0.0017	NA	NA	NA
Thallium	mg/L	NA	0.016	NA	NA	NA	0.024	NA	NA	NA
Tin	mg/L	NA	0.00048	NA	NA	NA	0.00048	NA	NA	NA
Titanium	mg/L	NA	0.0030	NA	NA	NA	0.0030	NA	NA	NA
Vanadium	mg/L	NA	**0.011**	NA	NA	NA	0.010	NA	NA	NA
Zinc	mg/L	NA	0.0077	NA	NA	NA	**0.0064**	NA	NA	NA
VOLATILE ORGANIC COMPOUNDS										
1,1-Dichloroethane	µg/L	**0.18**	**0.22**	**0.23**	**0.30**	**0.22**	**0.22**	0.58	0.25	**0.33**
1,2-Dichloroethane	µg/L	0.15	0.15	0.15	0.13	0.098	0.098	0.24	0.24	0.24
1,2-Dichloropropane	µg/L	0.96	1.2	1.3	1.1	1.2	1.3	1.3	1.5	1.9
Bromoform	µg/L	**0.47**[6]	0.22	0.22	0.22	0.22	0.22	0.24	0.31	0.24
Chloroform	µg/L	**0.17**[5]	**0.34**	**0.23**	**0.27**[5]	0.098	**0.19**	**0.42**	**0.26**	**0.31**
cis-1,2-Dichloroethene	µg/L	0.19	0.19	0.19	0.19	0.19	0.19	0.32	0.32	0.32
Dibromochloromethane	µg/L	**0.17**[6]	0.12	0.12	0.12	0.12	0.12	0.23	0.23	0.23
Dichlorodifluoromethane	µg/L	0.17	0.17	**0.26**	**0.48**	**0.25**	**0.26**	0.67	**0.48**	0.78
Methylene Chloride	µg/L	**0.33**[5]	0.16	0.16	0.16	0.16	0.16	0.27	0.27	0.27
Methyl t-butyl ether (MTBE)	µg/L	0.11	0.11	0.11	0.11	0.11	0.11	0.11	0.11	0.11
Tetrachloroethene	µg/L	1.4	1.5	1.6	2.6	1.6	1.4	4.4	2.0	2.4
Trichloroethene	µg/L	9.3	13	16	35	15	13	46	17	22
Trichlorofluoromethane	µg/L	0.13	0.13	0.13	**0.19**	0.14	0.14	0.22	0.28	0.22
TIC - Dichlorofluoromethane	µg/L	NR	NR	NR	NR	NR	NR	NR	NR	NR
SEMI-VOLATILE ORGANIC COMPOUNDS										
bis(2-Ethylhexyl)phthalate	µg/L	0.98	0.98	0.98	0.98	0.98	**1.0**	NA	NA	NA
CHLORINATED HERBICIDES										
Dicamba	µg/L	0.0074	0.27[5]	NA	NA	NA	0.0074	NA	NA	NA
ORGANOCHLORINE PESTICIDES AND PCBS (EPA 8081/8082)										
TIC: Dibutyl Chlorendate	µg/L	NR	NR	NR	NR	NR	NR	NR	NR	NR

TABLE 9 (CONT'D)
HISTORICAL SUMMARY DATA - MONITORING WELL F-6A SHALLOW (4-INCH)
RIALTO GWTS PERCHLORATE AND VOC REMEDIATION

ANALYTE	UNITS	Nov 2008	Feb 2009	May 2009	Aug 2009	Nov 2009	Feb 2010	May 2010	Aug 2010	Nov 2010
GENERAL CHEMISTRY										
Bicarbonate	mg/L	NA	NA	NA	NA	NA	NA	NA	NA	NA
Carbonate	mg/L	NA	NA	NA	NA	NA	NA	NA	NA	NA
Chloride	mg/L	NA	NA	NA	NA	NA	NA	NA	NA	NA
Hardness as CaCO3	mg/L	NA	NA	NA	NA	NA	NA	NA	NA	NA
Hydroxide	mg/L	NA	NA	NA	NA	NA	NA	NA	NA	NA
MBAS	mg/L	NA	NA	NA	NA	NA	NA	NA	NA	NA
Nitrate as N	mg/L	NA	NA	NA	NA	NA	NA	NA	NA	NA
Perchlorate	µg/L	85	74	56	5.0	5.0	4.6	**3.8**	**3.7**	**3.4**
Phenols	µg/L	NA	NA	NA	NA	NA	NA	NA	NA	NA
Sulfate	mg/L	NA	NA	NA	NA	NA	NA	NA	NA	NA
Total Alkalinity as CaCO3	mg/L	NA	NA	NA	NA	NA	NA	NA	NA	NA
Total Dissolved Solids	mg/L	NA	NA	NA	NA	NA	NA	NA	NA	NA
FIELD PARAMETERS										
Dissolved Oxygen	mg/L	NA	NA	NA	NA	8.63	10.46	5.34	5.64	5.38
pH	Units	7.3	7.0	7.18	7.63	7.37	7.53	7.24	7.34	7.02
Specific Conductance	µmhos/cm	272	366	382	455	480	480	497	500	484
Temperature	°C	22.5	18.0	20.34	19.71	20.29	16.51	19.46	18.65	20.22
Turbidity	NTU	24.1	40.1	41.8	14.1	49.8	10.3	28.5	18.7	6.2
METALS										
Alluminum	mg/L	NA	NA	NA	NA	NA	NA	NA	NA	NA
Antimony	mg/L	NA	NA	NA	NA	NA	NA	NA	NA	NA
Arsenic	mg/L	NA	NA	NA	NA	NA	NA	NA	NA	NA
Barium	mg/L	NA	NA	NA	NA	NA	NA	NA	NA	NA
Beryllium	mg/L	NA	NA	NA	NA	NA	NA	NA	NA	NA
Boron	mg/L	NA	NA	NA	NA	NA	NA	NA	NA	NA
Cadmium	mg/L	NA	NA	NA	NA	NA	NA	NA	NA	NA
Calcium	mg/L	NA	NA	NA	NA	NA	NA	NA	NA	NA
Chromium VI	mg/L	NA	NA	NA	NA	NA	NA	NA	NA	NA
Chromium	mg/L	NA	NA	NA	NA	NA	NA	NA	NA	NA
Cobalt	mg/L	NA	NA	NA	NA	NA	NA	NA	NA	NA
Copper	mg/L	NA	NA	NA	NA	NA	NA	NA	NA	NA
Iron	mg/L	NA	NA	NA	NA	NA	NA	NA	NA	NA
Lead	mg/L	NA	NA	NA	NA	NA	NA	NA	NA	NA
Lithium	mg/L	NA	NA	NA	NA	NA	NA	NA	NA	NA
Magnesium	mg/L	NA	NA	NA	NA	NA	NA	NA	NA	NA
Manganese	mg/L	NA	NA	NA	NA	NA	NA	NA	NA	NA
Mercury	mg/L	NA	NA	NA	NA	NA	NA	NA	NA	NA
Molybdenum	mg/L	NA	NA	NA	NA	NA	NA	NA	NA	NA
Nickel	mg/L	NA	NA	NA	NA	NA	NA	NA	NA	NA
Potassium	mg/L	NA	NA	NA	NA	NA	NA	NA	NA	NA
Selenium	mg/L	NA	NA	NA	NA	NA	NA	NA	NA	NA
Silica (Total)	mg/L	NA	NA	NA	NA	NA	NA	NA	NA	NA
Silver	mg/L	NA	NA	NA	NA	NA	NA	NA	NA	NA
Sodium	mg/L	NA	NA	NA	NA	NA	NA	NA	NA	NA
Strontium	mg/L	NA	NA	NA	NA	NA	NA	NA	NA	NA
Thallium	mg/L	NA	NA	NA	NA	NA	NA	NA	NA	NA
Tin	mg/L	NA	NA	NA	NA	NA	NA	NA	NA	NA
Titanium	mg/L	NA	NA	NA	NA	NA	NA	NA	NA	NA
Vanadium	mg/L	NA	NA	NA	NA	NA	NA	NA	NA	NA
Zinc	mg/L	NA	NA	NA	NA	NA	NA	NA	NA	NA
VOLATILE ORGANIC COMPOUNDS										
1,1-Dichloroethane	µg/L	**0.31**	**0.39**	**0.34**	**0.29**	**0.46**	**0.26**	**0.25**	**0.22**	**0.24**
1,2-Dichloroethane	µg/L	0.24	0.24	0.24	0.24	0.14	0.14	0.14	0.17	0.17
1,2-Dichloropropane	µg/L	1.9	2.6	1.4	0.16	**0.42**	**0.44**	**0.34**	**0.41**	**0.49**
Bromoform	µg/L	0.24	0.24	0.24	0.24	0.23	0.23	0.23	0.27	0.27
Chloroform	µg/L	0.23	**0.39**	**0.32**	**0.27**	**0.33**	**0.20**	**0.20**	0.12	0.12
cis-1,2-Dichloroethene	µg/L	0.32	0.32	0.32	0.32	0.11	0.11	0.11	0.11	**0.11**
Dibromochloromethane	µg/L	0.23	0.23	0.23	0.23	0.077	0.077	0.077	0.13	0.13
Dichlorodifluoromethane	µg/L	**0.37**	**0.34**	0.22	**0.42**	**0.39**	0.11	0.11	**0.15**	**0.24**
Methylene Chloride	µg/L	0.27	**0.34**	0.27	0.28	0.28	0.28	0.28	0.48	0.48
Methyl t-butyl ether (MTBE)	µg/L	0.11	0.11	0.11	0.11	0.11	**0.22**	**0.30**	**0.26**	**0.34**
Tetrachloroethene	µg/L	2.1	2.9	3.0	3.1	3.0	2.4	2.2	1.8	2.0
Trichloroethene	µg/L	21	32	28	14	12	7.5	6.6	6.4	6.2
Trichlorofluoromethane	µg/L	0.22	0.22	0.22	0.22	**0.21**	0.11	0.11	0.13	**0.14**
TIC - Dichlorofluoromethane	µg/L	NR	NR	NR	0.29	NR	NR	NR	NR	NR
SEMI-VOLATILE ORGANIC COMPOUNDS										
bis(2-Ethylhexyl)phthalate	µg/L	NA	NA	NA	NA	NA	NA	NA	NA	NA
CHLORINATED HERBICIDES										
Dicamba	µg/L	NA	NA	NA	NA	NA	NA	NA	NA	NA
ORGANOCHLORINE PESTICIDES AND PCBS (EPA 8081/8082)										
TIC: Dibutyl Chlorendate	µg/L	NR	NR	NR	NR	NR	NR	NR	NR	NR

TABLE 9 (CONT'D)
HISTORICAL SUMMARY DATA - MONITORING WELL F-6A SHALLOW (4-INCH)
RIALTO GWTS PERCHLORATE AND VOC REMEDIATION

ANALYTE	UNITS	Feb 2011	May 2011	Aug 2011	Nov 2011	Feb 2012	Aug 2012	Feb 2013	Aug 2013	Feb 2014
GENERAL CHEMISTRY										
Bicarbonate	mg/L	NA	NA	NA	NA	NA	NA	NA	NA	NA
Carbonate	mg/L	NA	NA	NA	NA	NA	NA	NA	NA	NA
Chloride	mg/L	NA	NA	NA	NA	NA	9.0	NA	11	10
Hardness as CaCO3	mg/L	NA	NA	NA	NA	NA	220	NA	230	260
Hydroxide	mg/L	NA	NA	NA	NA	NA	1.4	NA	1.4	1.4
MBAS	mg/L	NA	NA	NA	NA	NA	0.11	NA	0.030	**0.050**
Nitrate as N	mg/L	NA	NA	NA	NA	NA	5.3	NA	6.4	6.4
Perchlorate	µg/L	5.0	4.5	5.9	**3.1**	**1.7**	**2.2**	**3.6**	**2.6**	**3.6**
Phenols	µg/L	NA	NA	NA	NA	NA	4.9	NA	6.3	NA
Sulfate	mg/L	NA	NA	NA	NA	NA	23	NA	24	22
Total Alkalinity as CaCO3	mg/L	NA	NA	NA	NA	NA	190	NA	200	200
Total Dissolved Solids	mg/L	NA	NA	NA	NA	NA	310	NA	330	320
FIELD PARAMETERS										
Dissolved Oxygen	mg/L	5.89	7.04	4.60	5.00	8.11	5.85	7.12	5.75	5.16
pH	Units	7.32	7.04	7.28	7.62	7.44	6.77	7.12	7.27	7.44
Specific Conductance	µmhos/cm	489	482	481	495	506	494	408	446	443
Temperature	°C	17.71	19.51	21.75	20.45	17.43	20.07	18.93	20.31	17.60
Turbidity	NTU	23.8	43.7	11.9	<5	<5	<5	<5	9.1	8.7
METALS										
Alluminum	mg/L	NA	NA	NA	NA	NA	NA	NA	NA	NA
Antimony	mg/L	NA	NA	NA	NA	NA	0.010	NA	0.0049	0.0049
Arsenic	mg/L	NA	NA	NA	NA	NA	0.0075	NA	0.0092	**0.013**
Barium	mg/L	NA	NA	NA	NA	NA	0.032[5]	NA	0.036	0.037
Beryllium	mg/L	NA	NA	NA	NA	NA	0.0010	NA	0.00050	0.00050
Boron	mg/L	NA	NA	NA	NA	NA	NA	NA	NA	NA
Cadmium	mg/L	NA	NA	NA	NA	NA	0.0010	NA	0.0011	0.0011
Calcium	mg/L	NA	NA	NA	NA	NA	71	NA	75	82
Chromium VI	mg/L	NA	NA	NA	NA	NA	NA	NA	NA	NA
Chromium	mg/L	NA	NA	NA	NA	NA	**0.0013**	NA	0.0010	**0.0013**
Cobalt	mg/L	NA	NA	NA	NA	NA	0.0050	NA	**0.0013**	0.0011
Copper	mg/L	NA	NA	NA	NA	NA	0.0023	NA	0.0010	**0.0026**[5]
Iron	mg/L	NA	NA	NA	NA	NA	NA	NA	NA	NA
Lead	mg/L	NA	NA	NA	NA	NA	**0.0083**	NA	0.0035	0.0035
Lithium	mg/L	NA	NA	NA	NA	NA	NA	NA	NA	NA
Magnesium	mg/L	NA	NA	NA	NA	NA	11	NA	11	13
Manganese	mg/L	NA	NA	NA	NA	NA	NA	NA	NA	NA
Mercury	mg/L	NA	NA	NA	NA	NA	0.000030	NA	0.000024	**0.000025**
Molybdenum	mg/L	NA	NA	NA	NA	NA	**0.0081**	NA	0.0014	**0.0049**
Nickel	mg/L	NA	NA	NA	NA	NA	0.0012	NA	0.0024	0.0024
Potassium	mg/L	NA	NA	NA	NA	NA	3.1	NA	3.0	3.5
Selenium	mg/L	NA	NA	NA	NA	NA	0.011	NA	**0.019**	0.015
Silica (Total)	mg/L	NA	NA	NA	NA	NA	NA	NA	NA	NA
Silver	mg/L	NA	NA	NA	NA	NA	0.0011	NA	0.0012	0.0012
Sodium	mg/L	NA	NA	NA	NA	NA	12	NA	11	13
Strontium	mg/L	NA	NA	NA	NA	NA	NA	NA	NA	NA
Thallium	mg/L	NA	NA	NA	NA	NA	0.015	NA	0.010	0.010
Tin	mg/L	NA	NA	NA	NA	NA	NA	NA	NA	NA
Titanium	mg/L	NA	NA	NA	NA	NA	NA	NA	NA	NA
Vanadium	mg/L	NA	NA	NA	NA	NA	**0.0039**	NA	**0.0029**	0.0022
Zinc	mg/L	NA	NA	NA	NA	NA	0.0059	NA	0.0050	0.0050
VOLATILE ORGANIC COMPOUNDS										
1,1-Dichloroethane	µg/L	**0.28**	**0.28**	0.11	**0.19**	0.11	0.11	**0.22**	0.34	**0.47**
1,2-Dichloroethane	µg/L	0.17	0.17	0.17	0.17	0.17	0.17	0.17	0.17	0.17
1,2-Dichloropropane	µg/L	0.67	0.72	0.78	0.58	**0.30**	0.13	0.56	**0.47**	**0.49**
Bromoform	µg/L	0.27	0.27	0.27	0.27	0.27	0.27	0.27	0.27	0.27
Chloroform	µg/L	**0.22**	**0.20**	**0.18**	**0.19**[5]	0.12	0.12	**0.18**	**0.25**	**0.32**
cis-1,2-Dichloroethene	µg/L	0.085	0.085	0.085	0.085	0.085	0.085	0.085	0.085	**0.18**
Dibromochloromethane	µg/L	0.13	0.13	0.13	0.13	0.13	0.13	0.13	0.13	0.13
Dichlorodifluoromethane	µg/L	**0.27**	**0.26**	0.099	**0.18**	**0.19**	0.099	0.56	0.75	0.67
Methylene Chloride	µg/L	0.48	0.48	0.48	0.48	0.48	0.48	0.48	0.48	0.48
Methyl t-butyl ether (MTBE)	µg/L	**0.33**	**0.37**	0.11	**0.39**	**0.31**	0.11	**0.38**	**0.37**	**0.29**
Tetrachloroethene	µg/L	2.5	2.3	2.2	2.0[5]	1.4	1.3	2.5	3.0	3.6
Trichloroethene	µg/L	10	8.1	8.4	7.0	4.3	3.2	7.1	9.5	11
Trichlorofluoromethane	µg/L	**0.20**	**0.15**	**0.19**	**0.13**	**0.14**	**0.17**	**0.29**	**0.33**	**0.34**
TIC - Dichlorofluoromethane	µg/L	NR	NR	NR	NR	NR	NR	NR	NR	NR
SEMI-VOLATILE ORGANIC COMPOUNDS										
bis(2-Ethylhexyl)phthalate	µg/L	NA	NA	NA	NA	NA	3.0	NA	3.0	NA
CHLORINATED HERBICIDES										
Dicamba	µg/L	NA	NA	NA	NA	NA	0.037	NA	0.037	NA
ORGANOCHLORINE PESTICIDES AND PCBS (EPA 8081/8082)										
TIC: Dibutyl Chlorendate	µg/L	NR	NR	NR	NR	NR	NR	NR	0.76	NR

TABLE 9 (CONT'D)
HISTORICAL SUMMARY DATA - MONITORING WELL F-6A SHALLOW (4-INCH)
RIALTO GWTS PERCHLORATE AND VOC REMEDIATION

ANALYTE	UNITS	Aug 2014	Feb 2015	Jul 2015	MED.	AVG.	STD. DEV.	MIN.	MAX.
GENERAL CHEMISTRY									
Bicarbonate	mg/L	NA	NA	NA	160	156	20.7	130	180
Carbonate	mg/L	NA	NA	NA	8.00	5.40	3.56	1.5	8.0
Chloride	mg/L	10	NA	NA	4.95	6.79	3.08	3.7	11
Hardness as CaCO3	mg/L	260	NA	NA	220	198	60.4	120	260
Hydroxide	mg/L	1.4	NA	NA	NC	NC	NC	NC	NC
MBAS	mg/L	0.015	NA	NA	0.0345	0.0413	0.0353	0.015	0.11
Nitrate as N	mg/L	6.5	NA	NA	5.49	8.60	7.08	4.9	23.7
Perchlorate	µg/L	**2.9**	**3.6**	7.1	115	101	82.3	**1.7**	270
Phenols	µg/L	NA	NA	NA	NC	NC	NC	4.9	12
Sulfate	mg/L	22	NA	NA	17.0	18.4	4.21	14	24
Total Alkalinity as CaCO3	mg/L	200	NA	NA	145	158	36.9	110	200
Total Dissolved Solids	mg/L	310	NA	NA	233	259	54.9	200	330
FIELD PARAMETERS									
Dissolved Oxygen	mg/L	5.15	5.74	9.72	5.80	6.57	1.86	4.60	10.46
pH	Units	7.16	7.39	7.76	7.40	7.51	0.529	6.58	8.8
Specific Conductance	µmhos/cm	423	787	449	408	388	140	170	787
Temperature	°C	21.74	18.60	19.10	18.8	19.0	1.59	16.51	22.5
Turbidity	NTU	22.9	25.4	188.0	34.3	85.4	134	3.9	520
METALS									
Alluminum	mg/L	NA	NA	NA	NC	NC	NC	0.014	0.075
Antimony	mg/L	0.0049	NA	NA	NC	NC	NC	0.00014	**0.022**
Arsenic	mg/L	0.0092	NA	NA	NC	NC	NC	0.00035	**0.013**
Barium	mg/L	0.029	NA	NA	0.0210	0.0256	0.00913	0.017	0.037
Beryllium	mg/L	0.00050	NA	NA	NC	NC	NC	NC	NC
Boron	mg/L	NA	NA	NA	NC	NC	NC	0.0010	**0.015**
Cadmium	mg/L	0.0011	NA	NA	NC	NC	NC	0.000024	**0.0013**
Calcium	mg/L	84	NA	NA	52.0	59.4	17.1	40	84
Chromium VI	mg/L	NA	NA	NA	NC	NC	NC	0.000029	0.00019
Chromium	mg/L	0.0010	NA	NA	0.00130	0.00132	0.000511	0.00061	**0.0019**
Cobalt	mg/L	0.0011	NA	NA	NC	NC	NC	**0.000069**	**0.0013**
Copper	mg/L	**0.0015**	NA	NA	NC	NC	NC	0.00041	**0.0026**
Iron	mg/L	NA	NA	NA	NC	NC	NC	NC	NC
Lead	mg/L	**0.0061**	NA	NA	NC	NC	NC	0.000020	**0.0083**
Lithium	mg/L	NA	NA	NA	NC	NC	NC	NC	NC
Magnesium	mg/L	12	NA	NA	7.80	8.63	2.99	4.8	13
Manganese	mg/L	NA	NA	NA	NC	NC	NC	NC	NC
Mercury	mg/L	**0.000055**	NA	NA	NC	NC	NC	0.000022	**0.000055**
Molybdenum	mg/L	**0.015**	NA	NA	NC	NC	NC	0.0014	**0.015**
Nickel	mg/L	0.0024	NA	NA	NC	NC	NC	**0.00067**	**0.00067**
Potassium	mg/L	3.1	NA	NA	3.10	3.15	0.310	2.8	3.6
Selenium	mg/L	**0.027**	NA	NA	NC	NC	NC	**0.00075**	**0.066**
Silica (Total)	mg/L	NA	NA	NA	NC	NC	NC	0.000014	0.021
Silver	mg/L	0.0012	NA	NA	NC	NC	NC	NC	NC
Sodium	mg/L	12	NA	NA	12.0	90.1	191	9.8	520
Strontium	mg/L	NA	NA	NA	NC	NC	NC	0.0017	0.310
Thallium	mg/L	0.010	NA	NA	NC	NC	NC	NC	NC
Tin	mg/L	NA	NA	NA	NC	NC	NC	0.00048	**0.016**
Titanium	mg/L	NA	NA	NA	NC	NC	NC	NC	NC
Vanadium	mg/L	0.0022	NA	NA	0.00385	0.00553	0.00374	0.0022	**0.011**
Zinc	mg/L	0.0050	NA	NA	0.00545	0.00575	0.00368	0.00024	0.011
VOLATILE ORGANIC COMPOUNDS									
1,1-Dichloroethane	µg/L	0.11	**0.45**	0.52	0.240	0.258	0.130	0.076	0.58
1,2-Dichloroethane	µg/L	0.17	0.17	0.17	0.170	0.161	0.0536	0.060	**0.10**
1,2-Dichloropropane	µg/L	0.13	**0.47**	0.94	0.680	0.839	0.632	0.13	3.6
Bromoform	µg/L	0.27	0.27	0.27	NC	NC	NC	NC	NC
Chloroform	µg/L	0.12	**0.26**	**0.34**	NC	NC	NC	0.049	0.83
cis-1,2-Dichloroethene	µg/L	0.085	0.085	**0.15**	NC	NC	NC	0.085	**0.18**
Dibromochloromethane	µg/L	0.13	0.13	0.13	NC	NC	NC	NC	NC
Dichlorodifluoromethane	µg/L	0.099	0.65	**0.33**	0.200	0.233	0.148	0.042	0.75
Methylene Chloride	µg/L	0.48	0.48	0.48	NC	NC	NC	0.057	0.63
Methyl t-butyl ether (MTBE)	µg/L	0.11	0.11	**0.25**	NC	NC	NC	0.11	**0.39**
Tetrachloroethene	µg/L	3.4	3.5	3.7	2.20	2.19	0.890	**0.25**	4.4
Trichloroethene	µg/L	9.3	8.7	8.9	17.0	20.9	14.2	0.18	53
Trichlorofluoromethane	µg/L	**0.31**	**0.29**	**0.27**	NC	NC	NC	0.050	**0.34**
TIC - Dichlorofluoromethane	µg/L	NR	NR	NR	0.290	0.290	0.0	0.29	0.29
SEMI-VOLATILE ORGANIC COMPOUNDS									
bis(2-Ethylhexyl)phthalate	µg/L	3.0	NA	NA	NC	NC	NC	0.84	**1.0**
CHLORINATED HERBICIDES									
Dicamba	µg/L	0.037	NA	NA	NC	NC	NC	0.0074	**0.33**
ORGANOCHLORINE PESTICIDES AND PCBS (EPA 8081/8082)									
TIC: Dibutyl Chlorendate	µg/L	NR	NA	NA	0.169	0.312	0.369	0.0074	0.76

TABLE 10
HISTORICAL SUMMARY DATA - MONITORING WELL F-6A DEEP (2-INCH)
RIALTO GWTS PERCHLORATE AND VOC REMEDIATION

ANALYTE	UNITS	Oct 2004	Nov 2004	Dec 2004	Jan 2005	Feb 2005	Jan 2006	May 2006	Aug 2006	Nov 2006
GENERAL CHEMISTRY										
Bicarbonate	mg/L	NA	NA	NA	NA	NA	NA	NA	NA	30
Carbonate	mg/L	NA	NA	NA	NA	NA	NA	NA	NA	82
Chloride	mg/L	NA	NA	NA	NA	NA	NA	NA	NA	2.2
Hardness as CaCO3	mg/L	NA	NA	NA	NA	NA	NA	NA	NA	30
Hydroxide	mg/L	NA	NA	NA	NA	NA	NA	NA	NA	0.81
Nitrate as N	mg/L	NA	NA	NA	NA	NA	NA	NA	NA	1.9
MBAS	mg/L	NA	NA	NA	NA	NA	NA	NA	NA	0.039
Perchlorate	µg/L	0.11	0.11	0.11	0.11	0.11	6.3	13	12	0.46
Sulfate	mg/L	NA	NA	NA	NA	NA	NA	NA	NA	17
Total Alkalinity as CaCO3	mg/L	NA	NA	NA	NA	NA	NA	NA	NA	160
Total Dissolved Solids	mg/L	NA	NA	NA	NA	NA	NA	NA	NA	270
FIELD PARAMETERS										
Dissolved Oxygen	mg/L	NA	NA	NA	NA	NA	NA	NA	NA	NA
pH	Units	7.1	6.9	7.1	NA	NA	8.4	8.5	8.3	8.3
Specific Conductance	µmhos/cm	NA	380	NA	NA	NA	330	410	420	260
Temperature	°C	NA	18.6	NA	NA	NA	17.9	18.0	18.6	20.6
Turbidity	NTU	NA	95	NA	NA	NA	790	<5	<5	84.0
METALS										
Antimony	mg/L	NA	NA	NA	NA	NA	NA	NA	NA	**0.020**
Arsenic	mg/L	NA	NA	NA	NA	NA	NA	NA	NA	0.018
Barium	mg/L	NA	NA	NA	NA	NA	NA	NA	NA	**0.0048**
Beryllium	mg/L	NA	NA	NA	NA	NA	NA	NA	NA	0.0015
Cadmium	mg/L	NA	NA	NA	NA	NA	NA	NA	NA	0.0032
Calcium	mg/L	NA	NA	NA	NA	NA	NA	NA	NA	3.4
Chromium	mg/L	NA	NA	NA	NA	NA	NA	NA	NA	**0.0048**
Cobalt	mg/L	NA	NA	NA	NA	NA	NA	NA	NA	0.0014
Copper	mg/L	NA	NA	NA	NA	NA	NA	NA	NA	0.0020
Iron	mg/L	NA	NA	NA	NA	NA	NA	NA	NA	0.019
Lead	mg/L	NA	NA	NA	NA	NA	NA	NA	NA	0.0065
Magnesium	mg/L	NA	NA	NA	NA	NA	NA	NA	NA	5.2
Manganese	mg/L	NA	NA	NA	NA	NA	NA	NA	NA	0.0053
Mercury	mg/L	NA	NA	NA	NA	NA	NA	NA	NA	**0.000030**
Molybdenum	mg/L	NA	NA	NA	NA	NA	NA	NA	NA	0.0028
Nickel	mg/L	NA	NA	NA	NA	NA	NA	NA	NA	0.0067
Potassium	mg/L	NA	NA	NA	NA	NA	NA	NA	NA	83
Selenium	mg/L	NA	NA	NA	NA	NA	NA	NA	NA	**0.018**
Silver	mg/L	NA	NA	NA	NA	NA	NA	NA	NA	0.0020
Sodium	mg/L	NA	NA	NA	NA	NA	NA	NA	NA	24
Thallium	mg/L	NA	NA	NA	NA	NA	NA	NA	NA	0.016
Vanadium	mg/L	NA	NA	NA	NA	NA	NA	NA	NA	0.0045
Zinc	mg/L	NA	NA	NA	NA	NA	NA	NA	NA	0.077
VOLATILE ORGANIC COMPOUNDS										
1,1-Dichloroethane	µg/L	0.06	0.060	0.06	0.17	0.17	0.17	0.13	**0.11**	0.15
1,2-Dichloropropane	µg/L	0.14	0.14	0.14	0.15	0.15	0.15	**0.41**	**0.42**	0.069
Carbon disulfide	µg/L	0.40	NA	0.40	0.40	0.40	0.40	0.40	0.40	0.40
Chloroform	µg/L	NA	0.050	NA	NA	NA	NA	0.11	0.072	0.072
Dibromochloromethane	µg/L	0.12	0.14	0.12	0.12	0.12	0.12	0.12	0.12	0.12
Dichlorodifluoromethane	µg/L	0.11	0.11	0.11	0.20	0.20	NA	**0.25**	**0.30**	0.17
Ethylbenzene	µg/L	0.094	0.077	0.094	0.094	0.094	0.094	0.094	0.094	**0.13**[6]
Methyl t-butyl ether (MTBE)	µg/L	0.11	0.11	0.11	0.11	0.11	0.11	0.11	0.11	0.11
o-Xylene	µg/L	0.096	NA	0.096	0.096	0.096	0.096	0.096	0.096	**0.17**
p & m Xylene	µg/L	0.23	NA	0.23	0.23	0.23	0.23	0.23	0.23	**0.34**
Tetrachloroethene	µg/L	**0.17**	0.13	0.12	0.13	0.16	0.16	0.65	0.79	**0.32**
Toluene	µg/L	0.12	0.083	0.12	0.12	0.12	0.12	0.12	0.12	**0.48**[6]
Trichloroethene	µg/L	**0.19**	0.075	0.12	0.075	0.18	0.18	3.1	4.2	1.5

TABLE 10 (CONT'D)
HISTORICAL SUMMARY DATA - MONITORING WELL F-6A DEEP (2-INCH)
RIALTO GWTS PERCHLORATE AND VOC REMEDIATION

ANALYTE	UNITS	Feb 2007	May 2007	Aug 2007	Nov 2007	Jan 2008	May 2008	Aug 2008	Nov 2008	Feb 2009
GENERAL CHEMISTRY										
Bicarbonate	mg/L	NA	NA	NA	26	NA	NA	NA	NA	NA
Carbonate	mg/L	NA	NA	NA	87	NA	NA	NA	NA	NA
Chloride	mg/L	NA	NA	NA	3.0	NA	NA	NA	NA	NA
Hardness as CaCO3	mg/L	NA	NA	NA	28	NA	NA	NA	NA	NA
Hydroxide	mg/L	NA	NA	NA	0.81	NA	NA	NA	NA	NA
Nitrate as N	mg/L	NA	NA	NA	2.7	NA	NA	NA	NA	NA
MBAS	mg/L	NA	NA	NA	0.039	NA	NA	NA	NA	NA
Perchlorate	µg/L	0.46	0.46	0.46	0.46	**1.3**	**1.6**	**1.1**	0.30	0.82
Sulfate	mg/L	NA	NA	NA	20	NA	NA	NA	NA	NA
Total Alkalinity as CaCO3	mg/L	NA	NA	NA	170	NA	NA	NA	NA	NA
Total Dissolved Solids	mg/L	NA	NA	NA	280	NA	NA	NA	NA	NA
FIELD PARAMETERS										
Dissolved Oxygen	mg/L	NA	NA	NA	NA	NA	7.8	NA	8.28	NA
pH	Units	10.4	11.1	10.4	10.5	7.6	6.8	7.88	7.8	7.7
Specific Conductance	µmhos/cm	340	330	400	330	400	405	321	346	999
Temperature	°C	17.1	21.4	22.3	18.8	14.8	20.0	19.24	22.4	19.6
Turbidity	NTU	<5	60.8	115.0	93.1	19.9	<5	53.3	70.0	51.3
METALS										
Antimony	mg/L	NA	NA	NA	0.014	NA	NA	NA	NA	NA
Arsenic	mg/L	NA	NA	NA	0.020	NA	NA	NA	NA	NA
Barium	mg/L	NA	NA	NA	0.0014	NA	NA	NA	NA	NA
Beryllium	mg/L	NA	NA	NA	0.00037	NA	NA	NA	NA	NA
Cadmium	mg/L	NA	NA	NA	0.0040	NA	NA	NA	NA	NA
Calcium	mg/L	NA	NA	NA	2.2	NA	NA	NA	NA	NA
Chromium	mg/L	NA	NA	NA	**0.0042**	NA	NA	NA	NA	NA
Cobalt	mg/L	NA	NA	NA	0.0032	NA	NA	NA	NA	NA
Copper	mg/L	NA	NA	NA	0.0018	NA	NA	NA	NA	NA
Iron	mg/L	NA	NA	NA	0.028	NA	NA	NA	NA	NA
Lead	mg/L	NA	NA	NA	0.0041	NA	NA	NA	NA	NA
Magnesium	mg/L	NA	NA	NA	5.5	NA	NA	NA	NA	NA
Manganese	mg/L	NA	NA	NA	0.0037	NA	NA	NA	NA	NA
Mercury	mg/L	NA	NA	NA	0.000022	NA	NA	NA	NA	NA
Molybdenum	mg/L	NA	NA	NA	0.0058	NA	NA	NA	NA	NA
Nickel	mg/L	NA	NA	NA	0.0018	NA	NA	NA	NA	NA
Potassium	mg/L	NA	NA	NA	86	NA	NA	NA	NA	NA
Selenium	mg/L	NA	NA	NA	0.0099	NA	NA	NA	NA	NA
Silver	mg/L	NA	NA	NA	0.0019	NA	NA	NA	NA	NA
Sodium	mg/L	NA	NA	NA	28	NA	NA	NA	NA	NA
Thallium	mg/L	NA	NA	NA	0.024	NA	NA	NA	NA	NA
Vanadium	mg/L	NA	NA	NA	0.0023	NA	NA	NA	NA	NA
Zinc	mg/L	NA	NA	NA	0.0061	NA	NA	NA	NA	NA
VOLATILE ORGANIC COMPOUNDS										
1,1-Dichloroethane	µg/L	0.10	0.11	0.11	0.11	0.13	0.25	0.13	0.13	0.13
1,2-Dichloropropane	µg/L	0.069	0.12	0.12	0.12	0.16	0.41	0.16	0.16	0.16
Carbon disulfide	µg/L	0.40	0.40	0.40	0.40	**0.45**[(6)]	0.40	0.40	0.40	0.40
Chloroform	µg/L	0.072	0.072	0.072	0.072	0.072	0.072	0.072	0.072	0.072
Dibromochloromethane	µg/L	**0.15**	0.12	0.12	0.12	0.23	0.23	0.23	0.23	0.23
Dichlorodifluoromethane	µg/L	0.17	**0.12**	0.11	**0.16**	0.21	0.34	0.51	**0.34**	0.22
Ethylbenzene	µg/L	0.094	0.094	0.13	0.13	0.18	0.33	0.16	0.16	0.16
Methyl t-butyl ether (MTBE)	µg/L	0.11	0.11	0.11	0.11	0.11	0.11	0.11	0.11	0.11
o-Xylene	µg/L	0.096	0.096	0.12	0.12	0.16	0.27	0.13	0.13	0.13
p & m Xylene	µg/L	0.23	0.23	0.21	0.21	0.42	0.46	0.42	0.42	0.42
Tetrachloroethene	µg/L	**0.28**	**0.32**	**0.35**	**0.39**	0.56	0.63	0.62	0.61	0.69
Toluene	µg/L	0.12	0.12	0.12	0.12	0.14	0.24	0.12	0.12	0.12
Trichloroethene	µg/L	1.7	1.8	2.8	2.6	3.3	2.8	3.2	2.4	2.2

TABLE 10 (CONT'D)
HISTORICAL SUMMARY DATA - MONITORING WELL F-6A DEEP (2-INCH)
RIALTO GWTS PERCHLORATE AND VOC REMEDIATION

ANALYTE	UNITS	May 2009	Aug 2009	Nov 2009	Feb 2010	May 2010	Aug 2010	Nov 2010	Feb 2011	May 2011
GENERAL CHEMISTRY										
Bicarbonate	mg/L	NA	NA	NA	NA	NA	NA	NA	NA	NA
Carbonate	mg/L	NA	NA	NA	NA	NA	NA	NA	NA	NA
Chloride	mg/L	NA	NA	NA	NA	NA	NA	NA	NA	NA
Hardness as CaCO3	mg/L	NA	NA	NA	NA	NA	NA	NA	NA	NA
Hydroxide	mg/L	NA	NA	NA	NA	NA	NA	NA	NA	NA
Nitrate as N	mg/L	NA	NA	NA	NA	NA	NA	NA	NA	NA
MBAS	mg/L	NA	NA	NA	NA	NA	NA	NA	NA	NA
Perchlorate	µg/L	**1.3**	**1.4**	0.35	0.35	**0.86**	0.35	0.61	0.61	0.61
Sulfate	mg/L	NA	NA	NA	NA	NA	NA	NA	NA	NA
Total Alkalinity as CaCO3	mg/L	NA	NA	NA	NA	NA	NA	NA	NA	NA
Total Dissolved Solids	mg/L	NA	NA	NA	NA	NA	NA	NA	NA	NA
FIELD PARAMETERS										
Dissolved Oxygen	mg/L	NA	10.09	8.23	13.35	6.24	5.99	5.72	7.89	5.36
pH	Units	7.85	7.37	7.46	7.53	7.30	6.45	7.25	7.91	7.09
Specific Conductance	µmhos/cm	393	387	216	393	405	452	410	398	399
Temperature	°C	24.96	25.01	23.75	16.09	19.43	17.67	21.97	16.89	19.69
Turbidity	NTU	18.5	9.9	6.1	60.1	11.1	54.3	24.6	74.9	6.6
METALS										
Antimony	mg/L	NA	NA	NA	NA	NA	NA	NA	NA	NA
Arsenic	mg/L	NA	NA	NA	NA	NA	NA	NA	NA	NA
Barium	mg/L	NA	NA	NA	NA	NA	NA	NA	NA	NA
Beryllium	mg/L	NA	NA	NA	NA	NA	NA	NA	NA	NA
Cadmium	mg/L	NA	NA	NA	NA	NA	NA	NA	NA	NA
Calcium	mg/L	NA	NA	NA	NA	NA	NA	NA	NA	NA
Chromium	mg/L	NA	NA	NA	NA	NA	NA	NA	NA	NA
Cobalt	mg/L	NA	NA	NA	NA	NA	NA	NA	NA	NA
Copper	mg/L	NA	NA	NA	NA	NA	NA	NA	NA	NA
Iron	mg/L	NA	NA	NA	NA	NA	NA	NA	NA	NA
Lead	mg/L	NA	NA	NA	NA	NA	NA	NA	NA	NA
Magnesium	mg/L	NA	NA	NA	NA	NA	NA	NA	NA	NA
Manganese	mg/L	NA	NA	NA	NA	NA	NA	NA	NA	NA
Mercury	mg/L	NA	NA	NA	NA	NA	NA	NA	NA	NA
Molybdenum	mg/L	NA	NA	NA	NA	NA	NA	NA	NA	NA
Nickel	mg/L	NA	NA	NA	NA	NA	NA	NA	NA	NA
Potassium	mg/L	NA	NA	NA	NA	NA	NA	NA	NA	NA
Selenium	mg/L	NA	NA	NA	NA	NA	NA	NA	NA	NA
Silver	mg/L	NA	NA	NA	NA	NA	NA	NA	NA	NA
Sodium	mg/L	NA	NA	NA	NA	NA	NA	NA	NA	NA
Thallium	mg/L	NA	NA	NA	NA	NA	NA	NA	NA	NA
Vanadium	mg/L	NA	NA	NA	NA	NA	NA	NA	NA	NA
Zinc	mg/L	NA	NA	NA	NA	NA	NA	NA	NA	NA
VOLATILE ORGANIC COMPOUNDS										
1,1-Dichloroethane	µg/L	0.13	0.13	0.081	0.081	0.081	0.11	0.11	0.11	0.11
1,2-Dichloropropane	µg/L	0.16	0.16	0.12	0.12	0.12	0.13	0.13	0.13	0.13
Carbon disulfide	µg/L	0.40	0.40	0.35	0.35	0.35	0.38	0.38	0.38	0.38
Chloroform	µg/L	0.072	0.072	0.072	0.072	0.072	0.12	0.12	0.12	0.12
Dibromochloromethane	µg/L	0.23	0.23	0.077	0.077	0.077	0.13	0.13	0.13	0.13
Dichlorodifluoromethane	µg/L	0.22	**0.44**	0.11	0.11	0.11	0.099	**0.13**	**0.12**	0.099
Ethylbenzene	µg/L	0.16	0.14	0.12	0.12	0.12	0.098	0.098	0.098	0.098
Methyl t-butyl ether (MTBE)	µg/L	0.11	0.11	0.11	0.11	0.11	0.11	**0.13**	0.11	**0.12**
o-Xylene	µg/L	0.13	0.12	0.12	0.12	0.12	0.082	0.082	0.082	0.082
p & m Xylene	µg/L	0.42	0.42	0.18	0.18	0.18	0.28	0.28	0.28	0.28
Tetrachloroethene	µg/L	0.67	0.72	**0.40**	**0.44**	**0.41**	**0.39**	**0.40**	**0.40**	**0.43**
Toluene	µg/L	0.12	0.12	0.093	0.093	0.093	0.093	0.093	0.093	0.093
Trichloroethene	µg/L	2.5	3.0	0.13	**0.15**	0.13	0.085	**0.11**	0.085	**0.10**

TABLE 10 (CONT'D)
HISTORICAL SUMMARY DATA - MONITORING WELL F-6A DEEP (2-INCH)
RIALTO GWTS PERCHLORATE AND VOC REMEDIATION

ANALYTE	UNITS	Aug 2011	Nov 2011	Feb 2012	Aug 2012	Feb 2013	Aug 2013	Feb 2014	Aug 2014	Feb 2015
GENERAL CHEMISTRY										
Bicarbonate	mg/L	NA	NA	NA	NA	NA	NA	NA	NA	NA
Carbonate	mg/L	NA	NA	NA	NA	NA	NA	NA	NA	NA
Chloride	mg/L	NA	NA	NA	NA	NA	NA	NA	NA	NA
Hardness as CaCO3	mg/L	NA	NA	NA	NA	NA	NA	NA	NA	NA
Hydroxide	mg/L	NA	NA	NA	NA	NA	NA	NA	NA	NA
Nitrate as N	mg/L	NA	NA	NA	NA	NA	NA	NA	NA	NA
MBAS	mg/L	NA	NA	NA	NA	NA	NA	NA	NA	NA
Perchlorate	µg/L	0.61	0.27	**1.4**	0.81	0.81	0.81	0.45	0.45	1.3
Sulfate	mg/L	NA	NA	NA	NA	NA	NA	NA	NA	NA
Total Alkalinity as CaCO3	mg/L	NA	NA	NA	NA	NA	NA	NA	NA	NA
Total Dissolved Solids	mg/L	NA	NA	NA	NA	NA	NA	NA	NA	NA
FIELD PARAMETERS										
Dissolved Oxygen	mg/L	6.86	6.65	7.73	6.22	7.25	6.95	4.92	6.05	5.93
pH	Units	6.39	7.54	6.55	8.65	9.06	10.04	9.93	9.17	9.24
Specific Conductance	µmhos/cm	474	401	574	585	448	432	421	450	927
Temperature	°C	22.67	18.89	18.53	20.25	17.37	26.16	18.58	20.78	16.89
Turbidity	NTU	7.1	6.0	<5	20.1	11.2	98.8	2.7	345	316
METALS										
Antimony	mg/L	NA	NA	NA	NA	NA	NA	NA	NA	NA
Arsenic	mg/L	NA	NA	NA	NA	NA	NA	NA	NA	NA
Barium	mg/L	NA	NA	NA	NA	NA	NA	NA	NA	NA
Beryllium	mg/L	NA	NA	NA	NA	NA	NA	NA	NA	NA
Cadmium	mg/L	NA	NA	NA	NA	NA	NA	NA	NA	NA
Calcium	mg/L	NA	NA	NA	NA	NA	NA	NA	NA	NA
Chromium	mg/L	NA	NA	NA	NA	NA	NA	NA	NA	NA
Cobalt	mg/L	NA	NA	NA	NA	NA	NA	NA	NA	NA
Copper	mg/L	NA	NA	NA	NA	NA	NA	NA	NA	NA
Iron	mg/L	NA	NA	NA	NA	NA	NA	NA	NA	NA
Lead	mg/L	NA	NA	NA	NA	NA	NA	NA	NA	NA
Magnesium	mg/L	NA	NA	NA	NA	NA	NA	NA	NA	NA
Manganese	mg/L	NA	NA	NA	NA	NA	NA	NA	NA	NA
Mercury	mg/L	NA	NA	NA	NA	NA	NA	NA	NA	NA
Molybdenum	mg/L	NA	NA	NA	NA	NA	NA	NA	NA	NA
Nickel	mg/L	NA	NA	NA	NA	NA	NA	NA	NA	NA
Potassium	mg/L	NA	NA	NA	NA	NA	NA	NA	NA	NA
Selenium	mg/L	NA	NA	NA	NA	NA	NA	NA	NA	NA
Silver	mg/L	NA	NA	NA	NA	NA	NA	NA	NA	NA
Sodium	mg/L	NA	NA	NA	NA	NA	NA	NA	NA	NA
Thallium	mg/L	NA	NA	NA	NA	NA	NA	NA	NA	NA
Vanadium	mg/L	NA	NA	NA	NA	NA	NA	NA	NA	NA
Zinc	mg/L	NA	NA	NA	NA	NA	NA	NA	NA	NA
VOLATILE ORGANIC COMPOUNDS										
1,1-Dichloroethane	µg/L	0.11	0.11	0.11	0.11	0.11	0.11	0.11	0.11	0.11
1,2-Dichloropropane	µg/L	0.13	0.13	0.13	0.13	0.13	0.13	0.13	0.13	0.13
Carbon disulfide	µg/L	0.38	0.38	0.38	0.38	0.38	0.38	0.38	0.38	0.38
Chloroform	µg/L	0.12	0.12	0.12	0.12	0.12	0.12	0.12	0.12	0.12
Dibromochloromethane	µg/L	0.13	0.13	0.13	0.13	0.13	0.13	0.13	0.13	0.13
Dichlorodifluoromethane	µg/L	0.099	0.099	**0.11**	0.099	**0.17**	**0.17**	0.099	0.099	0.099
Ethylbenzene	µg/L	0.098	0.098	0.098	0.098	0.098	0.098	0.098	0.098	0.098
Methyl t-butyl ether (MTBE)	µg/L	0.11	0.11	**0.13**	0.11	**0.20**	**0.19**	**0.19**	0.11	0.11
o-Xylene	µg/L	0.082	0.082	0.082	0.082	0.082	0.082	0.082	0.082	0.082
p & m Xylene	µg/L	0.28	0.28	0.28	0.28	0.28	0.28	0.28	0.28	0.28
Tetrachloroethene	µg/L	**0.41**	**0.25**[5]	**0.29**	**0.37**	**0.37**	**0.30**	**0.34**	0.32	0.43
Toluene	µg/L	0.093	0.093	0.093	0.093	0.093	0.093	0.093	0.093	0.093
Trichloroethene	µg/L	0.085	0.085	**0.16**	**0.33**	**0.22**	**0.32**	**0.35**	0.26	0.55

TABLE 10 (CONT'D)
HISTORICAL SUMMARY DATA - MONITORING WELL F-6A DEEP (2-INCH)
RIALTO GWTS PERCHLORATE AND VOC REMEDIATION

ANALYTE	UNITS	Jul 2015	MED.	AVG.	STD. DEV.	MIN.	MAX.
GENERAL CHEMISTRY							
Bicarbonate	mg/L	NA	28.0	28.0	2.31	26	30
Carbonate	mg/L	NA	84.5	84.5	2.89	82	87
Chloride	mg/L	NA	2.60	2.60	0.462	2.2	3.0
Hardness as CaCO3	mg/L	NA	29.0	29.0	1.15	28	30
Hydroxide	mg/L	NA	NC	NC	NC	NC	NC
Nitrate as N	mg/L	NA	2.30	2.30	0.462	1.9	2.7
MBAS	mg/L	NA	NC	NC	NC	NC	NC
Perchlorate	µg/L	1.3	NC	NC	NC	0.11	13
Sulfate	mg/L	NA	18.5	18.5	1.73	17	20
Total Alkalinity as CaCO3	mg/L	NA	165	165	5.77	160	170
Total Dissolved Solids	mg/L	NA	275	275	5.77	270	280
FIELD PARAMETERS							
Dissolved Oxygen	mg/L	6.04	6.76	7.36	2.30	4.92	13.35
pH	Units	8.25	7.85	8.20	1.35	6.39	11.1
Specific Conductance	µmhos/cm	548	401	446	183	216	999
Temperature	°C	21.15	19.4	19.9	2.95	14.8	26.16
Turbidity	NTU	37.5	52.3	111	201	2.7	790
METALS							
Antimony	mg/L	NA	NC	NC	NC	0.014	**0.020**
Arsenic	mg/L	NA	NC	NC	NC	NC	NC
Barium	mg/L	NA	NC	NC	NC	0.0014	**0.0048**
Beryllium	mg/L	NA	NC	NC	NC	NC	NC
Cadmium	mg/L	NA	NC	NC	NC	NC	NC
Calcium	mg/L	NA	2.80	2.80	0.693	2.2	3.4
Chromium	mg/L	NA	NC	NC	NC	**0.0042**	**0.0048**
Cobalt	mg/L	NA	NC	NC	NC	NC	NC
Copper	mg/L	NA	NC	NC	NC	NC	NC
Iron	mg/L	NA	NC	NC	NC	NC	NC
Lead	mg/L	NA	NC	NC	NC	NC	NC
Magnesium	mg/L	NA	5.35	5.35	0.173	5.2	5.5
Manganese	mg/L	NA	NC	NC	NC	NC	NC
Mercury	mg/L	NA	NC	NC	NC	0.000022	**0.000030**
Molybdenum	mg/L	NA	NC	NC	NC	NC	NC
Nickel	mg/L	NA	NC	NC	NC	NC	NC
Potassium	mg/L	NA	84.5	84.5	1.73	83	86
Selenium	mg/L	NA	NC	NC	NC	0.0099	**0.018**
Silver	mg/L	NA	NC	NC	NC	NC	NC
Sodium	mg/L	NA	26.0	26.0	2.31	24	28
Thallium	mg/L	NA	NC	NC	NC	NC	NC
Vanadium	mg/L	NA	NC	NC	NC	NC	NC
Zinc	mg/L	NA	NC	NC	NC	NC	NC
VOLATILE ORGANIC COMPOUNDS							
1,1-Dichloroethane	µg/L	0.11	0.110	0.115	0.0349	0.06	**0.11**
1,2-Dichloropropane	µg/L	0.13	0.130	0.155	0.0803	0.069	**0.42**
Carbon disulfide	µg/L	0.38	NC	NC	NC	NC	NC
Chloroform	µg/L	0.12	NC	NC	NC	NC	NC
Dibromochloromethane	µg/L	0.13	NC	NC	NC	0.077	**0.15**
Dichlorodifluoromethane	µg/L	**0.13**	NC	NC	NC	0.099	0.51
Ethylbenzene	µg/L	0.098	NC	NC	NC	NC	NC
Methyl t-butyl ether (MTBE)	µg/L	**0.17**	NC	NC	NC	0.11	**0.20**
o-Xylene	µg/L	0.082	NC	NC	NC	0.082	**0.17**
p & m Xylene	µg/L	0.28	NC	NC	NC	0.18	**0.34**
Tetrachloroethene	µg/L	**0.28**	0.390	0.404	0.191	0.12	0.79
Toluene	µg/L	0.093	NC	NC	NC	NC	NC
Trichloroethene	µg/L	**0.24**	0.260	1.17	1.36	0.075	4.2

TABLE 11
HISTORICAL SUMMARY DATA - MONITORING WELL M-1 SHALLOW
RIALTO GWTS PERCHLORATE AND VOC REMEDIATION

ANALYTE	UNITS	Jun 2005	Dec 2005	Jan 2006	Feb 2006	Mar 2006	Apr 2006	May 2006	Jun 2006	Jul 2006
GENERAL CHEMISTRY										
Bicarbonate	mg/L	NA	NA	NA	200	190	150	170[7]	190	180
Carbonate	mg/L	NA	NA	NA	1.5	3.0	3.0	1.5[7]	1.5	1.5
Chloride	mg/L	NA	NA	NA	8.3	8.1	8.6	4.3[6,7]	8.0	9.9
Hardness (as $CaCO_3$)	mg/L	NA	NA	NA	180	160	150	170[7]	150	170
Hydroxide	mg/L	NA	NA	NA	0.81	1.6	1.6	0.81[7]	0.81	0.81
MBAS	mg/L	NA	NA	NA	0.078	0.078	0.078	0.078[7]	0.078	0.039
Nitrate (as N)	mg/L	NA	NA	5.6	5.6	5.7	5.7	4.9[7]	5.7	5.5
Perchlorate	µg/L	13	17	17	13	12	11	160[6,7]	15	13
Phenolics	µg/L	NA	NA	NA	NA	NA	NA	NA	NA	NA
Sulfate	mg/L	NA	NA	15	15	15	17	18[7]	15	15
Total Alkalinity (as $CaCO_3$)	mg/L	NA	NA	NA	160	160	130	140[7]	160	150
Total Dissolved Solids (TDS)	mg/L	NA	NA	240	230	250	220	230[7]	250	240
FIELD PARAMETERS										
Oxygen (Dissolved)	mg/L	NA	10.2	8.1	8.9	10.1	10.2	8.5[7]	11.1	10.8
pH	Units	NA	7.2	7.0	7.9	7.7	7.9	6.9[7]	7.4	6.9
Specific Conductance	µmhos/cm	NA	490	400	370	370	350	400[7]	330	310
Temperature	°C	NA	20.0	20.9	20.7	20.9	20.4	22.0[7]	22.3	22.0
Turbidity	NTU	NA	<5	<5	<5	<5	<5	<5[7]	<5	<5
METALS										
Antimony	mg/L	NA	NA	NA	NA	NA	NA	NA	NA	NA
Arsenic	mg/L	NA	NA	NA	NA	NA	NA	NA	NA	NA
Barium	mg/L	NA	NA	NA	NA	NA	NA	NA	NA	NA
Beryllium	mg/L	NA	NA	NA	NA	NA	NA	NA	NA	NA
Cadmium	mg/L	NA	NA	NA	NA	NA	NA	NA	NA	NA
Calcium	mg/L	NA	NA	NA	58	51	48	56[7]	50	55
Chromium	mg/L	NA	NA	NA	NA	NA	NA	NA	NA	NA
Cobalt	mg/L	NA	NA	NA	NA	NA	NA	NA	NA	NA
Copper	mg/L	NA	NA	NA	0.0020	0.0026	0.0026	0.0026[7]	0.0020	0.0020
Iron	mg/L	NA	NA	NA	0.019	0.019	0.019	0.019[7]	0.019	0.019
Lead	mg/L	NA	NA	NA	NA	NA	NA	NA	NA	NA
Magnesium	mg/L	NA	NA	NA	8.4	7.9	6.7	8.5[7]	7.1	8.1
Manganese	mg/L	NA	NA	NA	0.0053	0.0057	0.0057	0.0053[7]	0.0053	0.0053
Mercury	mg/L	NA	NA	NA	NA	NA	NA	NA	NA	NA
Molybdenum	mg/L	NA	NA	NA	NA	NA	NA	NA	NA	NA
Nickel	mg/L	NA	NA	NA	NA	NA	NA	NA	NA	NA
Potassium	mg/L	NA	NA	NA	2.5	2.6	2.4	2.4[7]	2.5	4.3[6]
Selenium	mg/L	NA	NA	NA	NA	NA	NA	NA	NA	NA
Silver	mg/L	NA	NA	NA	NA	NA	NA	NA	NA	NA
Sodium	mg/L	NA	NA	NA	11	12	11	9.9[7]	11	12
Thallium	mg/L	NA	NA	NA	NA	NA	NA	NA	NA	NA
Vanadium	mg/L	NA	NA	NA	NA	NA	NA	NA	NA	NA
Zinc	mg/L	NA	NA	NA	0.0077	0.0077	0.0077	0.0077[7]	**0.0081**[6]	0.0077
VOLATILE ORGANIC COMPOUNDS (EPA 524.2):										
1,1,1,-Trichloroethane	µg/L	0.16	0.16	0.16	0.16	0.16	0.16	0.55[6,7]	0.16	0.16
1,1-Dichloroethane	µg/L	0.13	0.13	0.13	0.13	0.13	0.13	**0.13**[7]	0.13	0.13
1,2-Dichloropropane	µg/L	0.16	0.16	0.16	0.16	0.16	0.16	0.73[6,7]	0.16	0.16
Carbon disulfide	µg/L	0.40	0.40	0.40	0.40	0.40	0.40	0.40	0.40	0.40
Chloroform	µg/L	**0.16**	0.19	0.19	**0.14**	0.19	0.19	0.66[5,6,7]	0.11	0.11
Chloromethane	µg/L	0.17	0.17	0.17	0.17	0.17	**0.19**	0.17[7]	0.17	0.17
Dibromochloromethane	µg/L	0.13	0.13	0.13	0.13	0.13	0.13	0.13[7]	0.13	**0.18**[5]
Dichlorodifluoromethane	µg/L	0.20	0.20	0.20	0.20	0.20	0.20	**0.40**[7]	0.20	0.20
Methylene chloride	µg/L	0.44	0.44	0.44	**0.61**	0.44	0.44	0.44[7]	0.44	0.44
Tetrachloroethene	µg/L	0.15	0.15	0.15	0.15	0.15	0.15	**0.29**[6,7]	0.15	0.15
Toluene	µg/L	0.093	0.093	0.093	0.093	0.093	0.093	0.093	0.093	0.093
Trichloroethene	µg/L	0.18	0.18	0.18	0.18	0.18	0.18	1.7[6,7]	0.18	0.18

TABLE 11 (CONT'D)
HISTORICAL SUMMARY DATA - MONITORING WELL M-1 SHALLOW
RIALTO GWTS PERCHLORATE AND VOC REMEDIATION

ANALYTE	UNITS	Aug 2006	Nov 2006	Feb 2007	May 2007	Aug 2007	Nov 2007	Jan 2008	May 2008	Aug 2008
GENERAL CHEMISTRY										
Bicarbonate	mg/L	180	170	160	140	170	170	140	180	210
Carbonate	mg/L	1.5	9.1[6]	1.5	3.0	1.5	1.5	NA	1.5	3.0
Chloride	mg/L	11[6]	8.6	7.8	7.7	7.4	7.7	7.4	8.0	8.7
Hardness (as $CaCO_3$)	mg/L	170	160	140	130	150	150	130	170	160
Hydroxide	mg/L	0.81	0.81	0.81	1.6	0.81	0.81	NA	0.81	1.6
MBAS	mg/L	0.078	0.078	0.039	0.039	0.039	0.039	0.078	0.078	0.039
Nitrate (as N)	mg/L	5.7	5.2	5.2	5.0	4.9	5.0	5.0	5.1	5.2
Perchlorate	µg/L	11	9.0	7.3	6.2	4.3	4.4	4.2	4.6	4.8
Phenolics	µg/L	NA	NA	NA	NA	NA	NA	NA	NA	NA
Sulfate	mg/L	15	15	14	15	14	15	15	16	16
Total Alkalinity (as $CaCO_3$)	mg/L	150	160	130	110	140	140	110	150	170
Total Dissolved Solids (TDS)	mg/L	260	220	200	200	210	250	76[6]	230	240
FIELD PARAMETERS										
Oxygen (Dissolved)	mg/L	10.5	10.3	9.4	8.1	9.8	8.8	11.2	6.85	6.19
pH	Units	6.8	7.4	7.8	8.7	6.6	6.6	6.9	7.85	7.78
Specific Conductance	µmhos/cm	300	270	200	210	360	420	400	338	384
Temperature	°C	21.0	21.6	19.0	20.6	22.5	20.8	20.3	21.31	21.44
Turbidity	NTU	<5	<5	<5	<5	<5	<5	6.2	<5	<5
METALS										
Antimony	mg/L	NA	**0.022**	NA	NA	NA	0.014	NA	NA	NA
Arsenic	mg/L	NA	0.018	NA	NA	NA	0.020	NA	NA	NA
Barium	mg/L	NA	0.025	NA	NA	NA	0.022	NA	NA	NA
Beryllium	mg/L	NA	0.0015	NA	NA	NA	0.00037	NA	NA	NA
Cadmium	mg/L	NA	0.0032	NA	NA	NA	0.0040	NA	NA	NA
Calcium	mg/L	55	53	42	42	50	50	43	54	51
Chromium	mg/L	NA	**0.0025**	NA	NA	NA	0.0012	NA	NA	NA
Cobalt	mg/L	NA	0.0014	NA	NA	NA	0.0032	NA	NA	NA
Copper	mg/L	0.0020	0.0020	0.0018	0.0018	0.0018	0.0018	0.0018	0.0014	0.0014
Iron	mg/L	0.019	0.019	0.016	0.028	0.028	0.028	0.028	0.0072	0.0072
Lead	mg/L	NA	0.0065	NA	NA	NA	0.0041	NA	NA	NA
Magnesium	mg/L	7.8	8.0	7.8	6.0	6.9	7.0	6.2	7.7	7.2
Manganese	mg/L	0.0053	0.0053	0.0016	0.0037	0.0037	0.0037	0.0037	0.00068	0.00068
Mercury	mg/L	NA	**0.000040**	NA	NA	NA	0.000022	NA	NA	NA
Molybdenum	mg/L	NA	**0.0062**	NA	NA	NA	**0.0084**	NA	NA	NA
Nickel	mg/L	NA	0.0067	NA	NA	NA	0.0018	NA	NA	NA
Potassium	mg/L	6.5[6]	2.8	2.6	2.3	2.4	2.5	2.3	2.6	2.6
Selenium	mg/L	NA	**0.085**	NA	NA	NA	**0.015**	NA	NA	NA
Silver	mg/L	NA	0.0020	NA	NA	NA	0.0019	NA	NA	NA
Sodium	mg/L	10	11	11	10	11	11	12	14	13
Thallium	mg/L	NA	0.016	NA	NA	NA	0.024	NA	NA	NA
Vanadium	mg/L	NA	0.0045	NA	NA	NA	**0.0028**	NA	NA	NA
Zinc	mg/L	0.0077	0.0073	0.0073	0.0061	0.0061	0.0061	0.0061	0.0032	**0.0051**
VOLATILE ORGANIC COMPOUNDS (EPA 524.2):										
1,1,1,-Trichloroethane	µg/L	0.27	0.27	0.27	0.27	0.27	0.27	0.27	0.27	0.18
1,1-Dichloroethane	µg/L	0.10	0.10	0.10	0.11	0.11	0.11	0.25	0.25	0.13
1,2-Dichloropropane	µg/L	0.069	0.069	0.069	0.12	0.12	0.12	0.41	0.41	0.16
Carbon disulfide	µg/L	0.40	0.40	0.40	0.40	0.40	0.40	0.40	0.40	0.40
Chloroform	µg/L	0.076	0.076	0.076	0.098	0.098	0.098	0.24	0.24	0.23
Chloromethane	µg/L	0.14	0.14	0.14	0.072	0.14	0.14	0.35	0.35	0.20
Dibromochloromethane	µg/L	0.12	0.12	0.12	0.12	0.12	0.12	0.23	0.23	0.23
Dichlorodifluoromethane	µg/L	0.17	0.17	0.17	0.085	0.11	0.11	0.34	0.34	0.22
Methylene chloride	µg/L	**0.35**[5]	0.16	0.16	0.16	0.16	0.16	0.27	0.27	0.27
Tetrachloroethene	µg/L	0.18	0.18	0.18	0.11	0.11	0.11	0.28	0.28	0.28
Toluene	µg/L	0.093	0.093	0.093	0.093	0.093	0.093	0.093	0.093	0.093
Trichloroethene	µg/L	0.18	0.18	0.18	0.13	0.13	0.13	0.19	0.19	0.16

TABLE 11 (CONT'D)
HISTORICAL SUMMARY DATA - MONITORING WELL M-1 SHALLOW
RIALTO GWTS PERCHLORATE AND VOC REMEDIATION

ANALYTE	UNITS	Nov 2008	Feb 2009	May 2009	Aug 2009	Nov 2009	Feb 2010	May 2010	Aug 2010	Sep[R] 2010
GENERAL CHEMISTRY										
Bicarbonate	mg/L	150	170	190	190	120	85	NA	NA	NA
Carbonate	mg/L	1.5	2.5	2.5	2.5	2.5	2.5	NA	NA	NA
Chloride	mg/L	8.3	7.5	7.1	7.5	6.4	7.0	7.2	6.7	NA
Hardness (as $CaCO_3$)	mg/L	150	130	130	120	110	95	100	110	NA
Hydroxide	mg/L	0.81	1.4	1.4	1.4	1.4	1.4	1.4	1.4	NA
MBAS	mg/L	0.078	0.039	NA	NA	0.039	NA	0.039	0.039[e]	0.039
Nitrate (as N)	mg/L	4.8	5.3	5.2	5.6	5.7	6.1	6.2	6.2	NA
Perchlorate	µg/L	**2.4**	6.4	6.6	7.4	7.6	7.8	7.7	7.5	NA
Phenolics	µg/L	NA	NA	NA	NA	NA	NA	NA	NA	NA
Sulfate	mg/L	15	17	15	17	14	15	13	13	NA
Total Alkalinity (as $CaCO_3$)	mg/L	120	140	160	160	95	69	72	76	NA
Total Dissolved Solids (TDS)	mg/L	210	190	130	190	190	180	170	170	NA
FIELD PARAMETERS										
Oxygen (Dissolved)	mg/L	6.75	5.85	6.10	9.37	4.96	10.39	8.64	4.26	5.00
pH	Units	7.79	7.90	7.77	7.74	7.90	7.17	7.58	7.65	7.67
Specific Conductance	µmhos/cm	346	295	313	321	308	263	266	281	289
Temperature	°C	20.97	19.85	20.92	22.3	21.5	19.8	24.27	26.09	26.43
Turbidity	NTU	<5	<5	<5	<5	<5	<5	<5	<5	<5
METALS										
Antimony	mg/L	NA	0.0099	NA	NA	0.034	NA	0.034	0.010	NA
Arsenic	mg/L	NA	**0.013**	NA	NA	0.019	NA	0.019	0.0075	NA
Barium	mg/L	NA	0.018[(5)]	NA	NA	0.016	NA	0.014	0.016	NA
Beryllium	mg/L	NA	0.00061	NA	NA	0.0011	NA	0.0011	0.0010	NA
Cadmium	mg/L	NA	0.00090	NA	NA	0.00060	NA	0.00060	0.0010	NA
Calcium	mg/L	50	42	42	40	37	31	33	34	NA
Chromium	mg/L	NA	0.00092	NA	NA	**0.0025**	NA	0.00086	**0.0019**	NA
Cobalt	mg/L	NA	0.0043	NA	NA	0.0037	NA	0.0037	0.0050	NA
Copper	mg/L	0.0014	0.0014	0.0014	0.0015	0.0015	0.0015	0.0015	0.0023	NA
Iron	mg/L	0.0072	0.0072	0.0072	0.0093	0.0093	0.0093	NA	NA	NA
Lead	mg/L	NA	0.012	NA	NA	0.012	NA	0.012	0.0050	NA
Magnesium	mg/L	7.0	5.8	5.7	5.6	5.2	4.4	4.7	4.9	NA
Manganese	mg/L	0.00068	0.00068	0.00068	0.0025	0.0025	0.0025	NA	NA	NA
Mercury	mg/L	NA	0.000016	NA	NA	0.000016	NA	0.000016	0.000017	NA
Molybdenum	mg/L	NA	**0.022**[(5)]	NA	NA	**0.0064**	NA	**0.015**	**0.015**	NA
Nickel	mg/L	NA	0.0019	NA	NA	0.0015	NA	0.0015	0.0012	NA
Potassium	mg/L	2.6	2.3	2.4	2.3	2.2	2.1	NA	NA	NA
Selenium	mg/L	NA	0.012	NA	NA	0.025	NA	0.025	0.011	NA
Silver	mg/L	NA	0.0025	NA	NA	0.0018	NA	0.0018	0.0011	NA
Sodium	mg/L	13	11	11	12	10	10	NA	NA	NA
Thallium	mg/L	NA	0.016	NA	NA	0.021	NA	0.021	0.015	NA
Vanadium	mg/L	NA	**0.0031**	NA	NA	**0.0031**	NA	**0.0030**	**0.0018**	NA
Zinc	mg/L	**0.0046**	0.0032	0.0032	**0.0031**	**0.0030**	0.0023	0.0023	0.0059	NA
VOLATILE ORGANIC COMPOUNDS (EPA 524.2):										
1,1,1,-Trichloroethane	µg/L	0.18	0.18	0.18	0.14	0.081	0.081	0.081	0.11	NA
1,1-Dichloroethane	µg/L	0.13	0.13	0.13	0.13	0.081	0.081	0.081	0.11	NA
1,2-Dichloropropane	µg/L	0.16	0.16	0.16	0.16	0.12	0.12	0.12	0.13	NA
Carbon disulfide	µg/L	0.40	0.40	0.40	0.40	0.35	0.35	0.35	0.38	NA
Chloroform	µg/L	0.23	0.23	0.23	0.23	0.072	0.072	0.072	0.12	NA
Chloromethane	µg/L	0.20	0.20	0.20	0.20	0.11	0.11	0.11	0.14	NA
Dibromochloromethane	µg/L	0.23	0.23	0.23	0.23	0.077	0.077	0.077	0.13	NA
Dichlorodifluoromethane	µg/L	0.22	0.22	0.22	0.21	0.11	0.11	0.11	0.099	NA
Methylene chloride	µg/L	0.27	0.27	0.27	0.28	0.28	0.28	0.28	0.48	NA
Tetrachloroethene	µg/L	0.28	0.28	0.28	0.28	0.13	0.13	0.13	0.13	NA
Toluene	µg/L	0.093	0.093	0.093	0.093	0.093	0.093	1.0[(6)]	0.093	NA
Trichloroethene	µg/L	0.16	0.16	0.16	0.13	0.13	0.13	0.13	0.085	NA

TABLE 11 (CONT'D)
HISTORICAL SUMMARY DATA - MONITORING WELL M-1 SHALLOW
RIALTO GWTS PERCHLORATE AND VOC REMEDIATION

ANALYTE	UNITS	Nov 2010	Dec 14 2010	Dec 22 (A) 2010	Dec 22 (B) 2010	Jan 6 2011	Jan 13 2011	Feb 2011	Mar 2011	May 2011
GENERAL CHEMISTRY										
Bicarbonate	mg/L	NA	NA	NA	NA	NA	NA	NA	NA	NA
Carbonate	mg/L	NA	NA	NA	NA	NA	NA	NA	NA	NA
Chloride	mg/L	7.4	NA	NA	NA	NA	NA	7.9	NA	6.7
Hardness (as $CaCO_3$)	mg/L	100	NA	NA	NA	NA	NA	120	NA	110
Hydroxide	mg/L	1.4	NA	NA	NA	NA	NA	1.4	NA	1.4
MBAS	mg/L	0.078	NA	NA	NA	NA	NA	**0.047**	NA	0.039
Nitrate (as N)	mg/L	6.7	NA	NA	NA	NA	NA	6.0	NA	6.7
Perchlorate	µg/L	6.0	NA	NA	NA	NA	NA	8.5	NA	9.6
Phenolics	µg/L	NA	NA	51	69	52	53	4.9	NA	4.9
Sulfate	mg/L	21[6]	NA	NA	NA	NA	NA	28[6]	NA	73[6]
Total Alkalinity (as $CaCO_3$)	mg/L	78	NA	NA	NA	NA	NA	100	NA	82
Total Dissolved Solids (TDS)	mg/L	200	NA	NA	NA	NA	NA	210	NA	290
FIELD PARAMETERS										
Oxygen (Dissolved)	mg/L	6.18	NA	NA	NA	NA	NA	5.18	NA	9.46
pH	Units	7.11	NA	NA	NA	NA	NA	7.29	NA	7.53
Specific Conductance	µmhos/cm	296	NA	NA	NA	NA	NA	316	NA	366
Temperature	°C	17.90	NA	NA	NA	NA	NA	19.30	NA	23.29
Turbidity	NTU	OR	NA	NA	NA	NA	NA	<800	NA	474
METALS										
Antimony	mg/L	0.010	NA	NA	NA	NA	NA	0.010	NA	0.010
Arsenic	mg/L	0.0075	NA	NA	NA	NA	NA	**0.011**	NA	0.0075
Barium	mg/L	0.022	NA	NA	NA	NA	NA	0.027	NA	0.022
Beryllium	mg/L	0.0010	NA	NA	NA	NA	NA	0.0010	NA	0.0010
Cadmium	mg/L	0.0010	NA	NA	NA	NA	NA	0.0010	NA	0.0010
Calcium	mg/L	34	NA	NA	NA	NA	NA	38	NA	37
Chromium	mg/L	**0.0018**	NA	NA	NA	NA	NA	0.0010	NA	**0.0018**
Cobalt	mg/L	0.0050	NA	NA	NA	NA	NA	0.0050	NA	0.0050
Copper	mg/L	**0.0023**[6]	NA	NA	NA	NA	NA	0.0023	NA	0.0023
Iron	mg/L	NA	NA	NA	NA	NA	NA	NA	NA	NA
Lead	mg/L	0.0050	NA	NA	NA	NA	NA	0.0050	NA	0.0050
Magnesium	mg/L	5.0	NA	NA	NA	NA	NA	5.4	NA	5.1
Manganese	mg/L	NA	NA	NA	NA	NA	NA	NA	NA	NA
Mercury	mg/L	0.000017	NA	NA	NA	NA	NA	0.000017	NA	**0.000045**
Molybdenum	mg/L	**0.012**	NA	NA	NA	NA	NA	**0.012**	NA	**0.013**
Nickel	mg/L	0.0012	NA	NA	NA	NA	NA	**0.0033**	NA	0.0012
Potassium	mg/L	NA	NA	NA	NA	NA	NA	NA	NA	NA
Selenium	mg/L	0.011	NA	NA	NA	NA	NA	**0.017**	NA	0.011
Silver	mg/L	0.0011	NA	NA	NA	NA	NA	0.0011	NA	0.0011
Sodium	mg/L	NA	NA	NA	NA	NA	NA	NA	NA	NA
Thallium	mg/L	0.015	NA	NA	NA	NA	NA	0.015	NA	0.015
Vanadium	mg/L	**0.0028**	NA	NA	NA	NA	NA	**0.0025**	NA	**0.0021**
Zinc	mg/L	**0.0060**	NA	NA	NA	NA	NA	0.0059	NA	0.0059
VOLATILE ORGANIC COMPOUNDS (EPA 524.2):										
1,1,1,-Trichloroethane	µg/L	0.11	NA	NA	NA	NA	NA	0.11	NA	0.11
1,1-Dichloroethane	µg/L	0.11	NA	NA	NA	NA	NA	0.11	NA	0.11
1,2-Dichloropropane	µg/L	0.13	NA	NA	NA	NA	NA	0.13	NA	0.13
Carbon disulfide	µg/L	0.38	NA	NA	NA	NA	NA	**0.63**[6]	NA	0.38
Chloroform	µg/L	0.12	NA	NA	NA	NA	NA	0.12	NA	0.12
Chloromethane	µg/L	0.14	NA	NA	NA	NA	NA	0.14	NA	0.14
Dibromochloromethane	µg/L	0.13	NA	NA	NA	NA	NA	0.13	NA	0.13
Dichlorodifluoromethane	µg/L	0.099	NA	NA	NA	NA	NA	0.099	NA	0.099
Methylene chloride	µg/L	0.48	NA	NA	NA	NA	NA	0.48	NA	0.48
Tetrachloroethene	µg/L	0.13	NA	NA	NA	NA	NA	0.13	NA	0.13
Toluene	µg/L	0.093	NA	NA	NA	NA	NA	0.093	NA	0.093
Trichloroethene	µg/L	0.085	NA	NA	NA	NA	NA	0.085	NA	0.085

TABLE 11 (CONT'D)
HISTORICAL SUMMARY DATA - MONITORING WELL M-1 SHALLOW
RIALTO GWTS PERCHLORATE AND VOC REMEDIATION

ANALYTE	UNITS	Aug 2011	Nov 2011	Jan 2012	Jun 2012	Aug 2012	Feb 2013	Feb 2014	Aug 2014
GENERAL CHEMISTRY									
Bicarbonate	mg/L	NA	NA	DRY	DRY	DRY	DRY	DRY	DRY
Carbonate	mg/L	NA	NA	DRY	DRY	DRY	DRY	DRY	DRY
Chloride	mg/L	7.4	NA	DRY	DRY	DRY	DRY	DRY	DRY
Hardness (as $CaCO_3$)	mg/L	150	NA	DRY	DRY	DRY	DRY	DRY	DRY
Hydroxide	mg/L	1.4	NA	DRY	DRY	DRY	DRY	DRY	DRY
MBAS	mg/L	0.039	NA	DRY	DRY	DRY	DRY	DRY	DRY
Nitrate (as N)	mg/L	5.8	NA	DRY	DRY	DRY	DRY	DRY	DRY
Perchlorate	µg/L	9.1	5.3	DRY	DRY	DRY	DRY	DRY	DRY
Phenolics	µg/L	78	**16**	DRY	DRY	DRY	DRY	DRY	DRY
Sulfate	mg/L	12[6]	NA	DRY	DRY	DRY	DRY	DRY	DRY
Total Alkalinity (as $CaCO_3$)	mg/L	140	NA	DRY	DRY	DRY	DRY	DRY	DRY
Total Dissolved Solids (TDS)	mg/L	260	NA	DRY	DRY	DRY	DRY	DRY	DRY
FIELD PARAMETERS									
Oxygen (Dissolved)	mg/L	5.27	8.33	DRY	DRY	DRY	DRY	DRY	DRY
pH	Units	7.25	6.22	DRY	DRY	DRY	DRY	DRY	DRY
Specific Conductance	µmhos/cm	382	508	DRY	DRY	DRY	DRY	DRY	DRY
Temperature	°C	22.08	20.11	DRY	DRY	DRY	DRY	DRY	DRY
Turbidity	NTU	252	504	DRY	DRY	DRY	DRY	DRY	DRY
METALS									
Antimony	mg/L	0.010	NA	DRY	DRY	DRY	DRY	DRY	DRY
Arsenic	mg/L	0.0075	NA	DRY	DRY	DRY	DRY	DRY	DRY
Barium	mg/L	0.037	NA	DRY	DRY	DRY	DRY	DRY	DRY
Beryllium	mg/L	0.0010	NA	DRY	DRY	DRY	DRY	DRY	DRY
Cadmium	mg/L	0.0010	NA	DRY	DRY	DRY	DRY	DRY	DRY
Calcium	mg/L	49	NA	DRY	DRY	DRY	DRY	DRY	DRY
Chromium	mg/L	0.0010	NA	DRY	DRY	DRY	DRY	DRY	DRY
Cobalt	mg/L	0.0050	NA	DRY	DRY	DRY	DRY	DRY	DRY
Copper	mg/L	0.0023	NA	DRY	DRY	DRY	DRY	DRY	DRY
Iron	mg/L	NA	NA	DRY	DRY	DRY	DRY	DRY	DRY
Lead	mg/L	0.0050	NA	DRY	DRY	DRY	DRY	DRY	DRY
Magnesium	mg/L	7.0	NA	DRY	DRY	DRY	DRY	DRY	DRY
Manganese	mg/L	NA	NA	DRY	DRY	DRY	DRY	DRY	DRY
Mercury	mg/L	0.000030	NA	DRY	DRY	DRY	DRY	DRY	DRY
Molybdenum	mg/L	**0.010**	NA	DRY	DRY	DRY	DRY	DRY	DRY
Nickel	mg/L	0.0012	NA	DRY	DRY	DRY	DRY	DRY	DRY
Potassium	mg/L	NA	NA	DRY	DRY	DRY	DRY	DRY	DRY
Selenium	mg/L	0.011	NA	DRY	DRY	DRY	DRY	DRY	DRY
Silver	mg/L	0.0011	NA	DRY	DRY	DRY	DRY	DRY	DRY
Sodium	mg/L	NA	NA	DRY	DRY	DRY	DRY	DRY	DRY
Thallium	mg/L	0.015	NA	DRY	DRY	DRY	DRY	DRY	DRY
Vanadium	mg/L	**0.0025**	NA	DRY	DRY	DRY	DRY	DRY	DRY
Zinc	mg/L	**0.0095**[6]	NA	DRY	DRY	DRY	DRY	DRY	DRY
VOLATILE ORGANIC COMPOUNDS (EPA 524.2):									
1,1,1,-Trichloroethane	µg/L	0.11	0.11	DRY	DRY	DRY	DRY	DRY	DRY
1,1-Dichloroethane	µg/L	0.11	0.11	DRY	DRY	DRY	DRY	DRY	DRY
1,2-Dichloropropane	µg/L	0.13	0.13	DRY	DRY	DRY	DRY	DRY	DRY
Carbon disulfide	µg/L	0.38	0.38	DRY	DRY	DRY	DRY	DRY	DRY
Chloroform	µg/L	0.12	0.12	DRY	DRY	DRY	DRY	DRY	DRY
Chloromethane	µg/L	0.14	0.14	DRY	DRY	DRY	DRY	DRY	DRY
Dibromochloromethane	µg/L	0.13	0.13	DRY	DRY	DRY	DRY	DRY	DRY
Dichlorodifluoromethane	µg/L	0.099	0.099	DRY	DRY	DRY	DRY	DRY	DRY
Methylene chloride	µg/L	0.48	0.48	DRY	DRY	DRY	DRY	DRY	DRY
Tetrachloroethene	µg/L	0.13	0.13	DRY	DRY	DRY	DRY	DRY	DRY
Toluene	µg/L	0.093	0.093	DRY	DRY	DRY	DRY	DRY	DRY
Trichloroethene	µg/L	0.085	0.085	DRY	DRY	DRY	DRY	DRY	DRY

TABLE 11 (CONT'D)
HISTORICAL SUMMARY DATA - MONITORING WELL M-1 SHALLOW
RIALTO GWTS PERCHLORATE AND VOC REMEDIATION

ANALYTE	UNITS	Feb 2015	Jul 2015	MED.	AVG.	STD. DEV.	MIN.	MAX.
GENERAL CHEMISTRY								
Bicarbonate	mg/L	DRY	DRY	170	165	34.6	85	210
Carbonate	mg/L	DRY	DRY	NC	NC	NC	NC	NC
Chloride	mg/L	DRY	DRY	7.60	7.68	0.787	6.4	9.9
Hardness (as $CaCO_3$)	mg/L	DRY	DRY	145	138	26.4	95	180
Hydroxide	mg/L	DRY	DRY	NC	NC	NC	NC	NC
MBAS	mg/L	DRY	DRY	NC	NC	NC	0.039	**0.047**
Nitrate (as N)	mg/L	DRY	DRY	5.60	5.58	0.557	4.8	6.7
Perchlorate	µg/L	DRY	DRY	7.65	8.69	4.16	**2.4**	17
Phenolics	µg/L	DRY	DRY	51.5	41.2	30.6	4.9	78
Sulfate	mg/L	DRY	DRY	15.0	15.6	1.67	12	21
Total Alkalinity (as $CaCO_3$)	mg/L	DRY	DRY	140	127	34.2	69	170
Total Dissolved Solids (TDS)	mg/L	DRY	DRY	215	216	40.2	130	290
FIELD PARAMETERS								
Oxygen (Dissolved)	mg/L	DRY	DRY	8.72	8.18	2.26	4.26	11.2
pH	Units	DRY	DRY	7.56	7.44	0.591	6.22	8.7
Specific Conductance	µmhos/cm	DRY	DRY	326	336	77.6	200	508
Temperature	°C	DRY	DRY	20.9	21.4	2.10	17.90	26.43
Turbidity	NTU	DRY	DRY	363	291	240	6.2	504
METALS								
Antimony	mg/L	DRY	DRY	NC	NC	NC	0.0099	**0.022**
Arsenic	mg/L	DRY	DRY	NC	NC	NC	0.0075	**0.013**
Barium	mg/L	DRY	DRY	0.0220	0.0229	0.00822	0.014	0.037
Beryllium	mg/L	DRY	DRY	NC	NC	NC	NC	NC
Cadmium	mg/L	DRY	DRY	NC	NC	NC	NC	NC
Calcium	mg/L	DRY	DRY	45.5	44.9	8.39	31	58
Chromium	mg/L	DRY	DRY	NC	NC	NC	0.00086	**0.0025**
Cobalt	mg/L	DRY	DRY	NC	NC	NC	NC	NC
Copper	mg/L	DRY	DRY	NC	NC	NC	NC	NC
Iron	mg/L	DRY	DRY	NC	NC	NC	NC	NC
Lead	mg/L	DRY	DRY	NC	NC	NC	NC	NC
Magnesium	mg/L	DRY	DRY	6.80	6.48	1.29	4.4	8.4
Manganese	mg/L	DRY	DRY	NC	NC	NC	NC	NC
Mercury	mg/L	DRY	DRY	NC	NC	NC	0.000016	**0.000045**
Molybdenum	mg/L	DRY	DRY	NC	NC	NC	**0.0062**	**0.015**
Nickel	mg/L	DRY	DRY	NC	NC	NC	0.0012	**0.0033**
Potassium	mg/L	DRY	DRY	2.45	2.45	0.201	2.1	2.8
Selenium	mg/L	DRY	DRY	NC	NC	NC	0.011	**0.085**
Silver	mg/L	DRY	DRY	NC	NC	NC	NC	NC
Sodium	mg/L	DRY	DRY	11.0	11.4	1.22	10	14
Thallium	mg/L	DRY	DRY	NC	NC	NC	NC	NC
Vanadium	mg/L	DRY	DRY	NC	NC	NC	**0.0018**	**0.0031**
Zinc	mg/L	DRY	DRY	NC	NC	NC	0.0023	**0.0095**
VOLATILE ORGANIC COMPOUNDS (EPA 524.2):								
1,1,1,-Trichloroethane	µg/L	DRY	DRY	0.160	0.173	0.0662	NC	NC
1,1-Dichloroethane	µg/L	DRY	DRY	0.120	0.124	0.0377	NC	NC
1,2-Dichloropropane	µg/L	DRY	DRY	0.145	0.154	0.0751	NC	NC
Carbon disulfide	µg/L	DRY	DRY	NC	NC	NC	NC	NC
Chloroform	µg/L	DRY	DRY	NC	NC	NC	0.072	**0.16**
Chloromethane	µg/L	DRY	DRY	NC	NC	NC	NC	NC
Dibromochloromethane	µg/L	DRY	DRY	NC	NC	NC	NC	NC
Dichlorodifluoromethane	µg/L	DRY	DRY	NC	NC	NC	NC	NC
Methylene chloride	µg/L	DRY	DRY	NC	NC	NC	NC	NC
Tetrachloroethene	µg/L	DRY	DRY	NC	NC	NC	NC	NC
Toluene	µg/L	DRY	DRY	NC	NC	NC	NC	NC
Trichloroethene	µg/L	DRY	DRY	NC	NC	NC	NC	NC

TABLE 12
HISTORICAL SUMMARY DATA - MONITORING WELL M-1 DEEP
RIALTO GWTS PERCHLORATE AND VOC REMEDIATION

ANALYTE	UNITS	Jun 2005	Feb 2006	Mar 2006	Apr 2006	May 2006	Jun 2006	Jul 2006	Aug 2006	Nov 2006
GENERAL CHEMISTRY										
Bicarbonate	mg/L	NA	200	190	120[6,7]	200[7]	200	200	190	180
Carbonate	mg/L	NA	1.5	1.5	1.5[7]	1.5[7]	1.5	1.5	1.5	5.7[6]
Chloride	mg/L	NA	5.9	5.5	24[6,7]	4.1[7]	5.7	9.8[6]	8.9[6]	6.4
Hardness (as $CaCO_3$)	mg/L	NA	160	150	100[6,7]	180[7]	160	170	170	180
Hydroxide	mg/L	NA	0.81	0.81	0.81[7]	0.81[7]	0.81	0.81	0.81	0.81
MBAS	mg/L	NA	0.039	0.039	0.039[7]	0.039[7]	0.078	0.039	0.039	0.039
Nitrate (as N)	mg/L	NA	4.7	5.0	1.4[6,7]	5.1[7]	5.0	5.0	5.1	4.5
Perchlorate	mg/L	64	77	83	18[7]	160[6,7]	87	95	85	76
Phenolics	µg/L	NA	NA	NA	NA	NA	NA	NA	NA	NA
Sulfate	mg/L	NA	14	13	33[6,7]	18[6,7]	12	13	12	13
Total Alkalinity (as $CaCO_3$)	mg/L	NA	160	160	98[6,7]	170[7]	160	160	160	160
Total Dissolved Solids (TDS)	mg/L	NA	250	240	210[7]	250[7]	250	240	250	230
FIELD PARAMETERS										
Oxygen (Dissolved)	mg/L	NA	11.0	NA	9.1[7]	8.6[7]	10.8	10.3	9.3	9.1
pH	Units	NA	7.3	7.5	7.6[7]	7.0[7]	7.2	7.0	6.2	6.8
Specific Conductance	µmhos/cm	NA	350	370	340[7]	390[7]	330	300	300	320
Temperature	°C	NA	19.4	20.0	20.4[7]	22.0[7]	22.2	22.1	21.3	21.5
Turbidity	NTU	NA	<5	>900	<5[7]	<5[7]	75	25	<5	<5
METALS										
Antimony	mg/L	NA	NA	NA	NA	NA	NA	NA	NA	**0.028**[6]
Arsenic	mg/L	NA	NA	NA	NA	NA	NA	NA	NA	0.018
Barium	mg/L	NA	NA	NA	NA	NA	NA	NA	NA	0.024
Beryllium	mg/L	NA	NA	NA	NA	NA	NA	NA	NA	0.0015
Cadmium	mg/L	0.0032	NA	NA	NA	NA	NA	NA	NA	0.0032
Calcium	mg/L	NA	52	49	25[6,7]	56[7]	52	56	55	57
Chromium	mg/L	NA	NA	NA	NA	NA	NA	NA	NA	**0.0042**
Cobalt	mg/L	NA	NA	NA	NA	NA	NA	NA	NA	0.0014
Copper	mg/L	NA	0.0020	**0.0075**[6]	0.0026[7]	0.0026[7]	0.0020	**0.0035**[6]	**0.0033**[6]	0.0020
Iron	mg/L	NA	0.019	0.019	0.019[7]	0.019[7]	0.019	0.019	0.019	0.019
Lead	mg/L	NA	NA	NA	NA	NA	NA	NA	NA	0.0065
Magnesium	mg/L	NA	7.4	7.3	11[6,7]	9.1[7]	7.2	7.9	7.6	7.9
Manganese	mg/L	NA	0.0053	0.018[6]	0.038[6,7]	0.0053[7]	0.0053	0.0053	0.0053	0.0053
Mercury	mg/L	NA	NA	NA	NA	NA	NA	NA	NA	**0.00003**[6]
Molybdenum	mg/L	NA	NA	NA	NA	NA	NA	NA	NA	**0.0054**
Nickel	mg/L	0.0067	NA	NA	NA	NA	NA	NA	NA	2.8
Potassium	mg/L	NA	2.8	4.3	2.3[6,7]	2.8[7]	2.6	6.9[6]	7.0[6]	2.8
Selenium	mg/L	NA	NA	NA	NA	NA	NA	NA	NA	**0.077**[6]
Silver	mg/L	NA	NA	NA	NA	NA	NA	NA	NA	0.0020
Sodium	mg/L	NA	13[6]	15[6]	30[6,7]	11[7]	11	12	10	12
Thallium	mg/L	NA	NA	NA	NA	NA	NA	NA	NA	0.016
Vanadium	mg/L	NA	NA	NA	NA	NA	NA	NA	NA	0.0045
Zinc	mg/L	NA	0.12[6]	0.11[6]	0.0077[7]	0.0077[7]	**0.0091**	**0.0095**	0.0077	0.0077
VOLATILE ORGANIC COMPOUNDS (EPA 524.2):										
1,1-Dichloroethane	µg/L	0.13	0.13	0.13	0.13[7]	**0.13**[6,7]	0.13	0.13	0.10	0.10
1,1-Dichloroethene	µg/L	0.14	0.14	0.14	0.14[7]	0.14[7]	0.14	0.14	0.14	0.14
1,1,1,-Trichloroethane	µg/L	0.16	0.16	0.16	0.16[7]	0.56[6,7]	0.16	0.16	0.27	0.27
1,2-Dichloropropane	µg/L	0.16	0.16	0.16	0.16[7]	0.72[7]	0.16	**0.16**	**0.23**	**0.30**
Bromochloromethane	µg/L	0.14	0.14	0.14	**0.43**[6,7]	0.14[7]	0.14	0.14	0.15	0.15
Bromodichloromethane	µg/L	0.12	0.12	0.12	**0.41**[6,7]	0.12[7]	0.12	0.12	0.11	0.11
Bromoform	µg/L	0.33	0.33	0.33	0.33[7]	0.33[7]	0.33	0.9[5,6]	**0.26**[5,6]	0.22
Chloroform	µg/L	0.11	0.11	0.11	0.59[5]	0.66[5,7]	**0.11**	0.11	0.076	0.076
Chloromethane	µg/L	0.17	0.17	0.17	**0.24**[7]	0.17[7]	0.17	0.17	**0.17**[5]	0.14
cis-1,2-Dichloroethene	µg/L	0.19	0.19	0.19	0.19	0.19	0.19	0.20	0.20	0.20
Dibromochloromethane	µg/L	0.14	0.14	0.14	**0.36**[6,7]	0.14[7]	0.14	0.59[5,6]	0.12	0.12
Dibromomethane	µg/L	0.14	0.14	0.14	**0.35**[7]	0.14[7]	0.14	0.14	0.36	0.36
Dichlorodifluoromethane	µg/L	0.20	0.20	0.20	0.20[7]	**0.41**[7]	0.20	0.20	0.17	0.17
Methylene chloride	µg/L	0.44	0.44	0.44	0.44[7]	0.44[7]	0.44	0.44	**0.21**[5]	0.16
p- & m-Xylenes	µg/L	0.26	0.26	0.26	0.26	0.26	0.26	0.28	0.28	0.28
Tetrachloroethene	µg/L	0.15	0.15	0.15	0.15[7]	**0.31**[7]	0.15	0.15	0.18	0.18
Trichloroethene	µg/L	**0.35**	**0.49**	0.54	0.18[7]	1.8[7]	0.18	0.18	0.81	0.93

TABLE 12 (CONT'D)
HISTORICAL SUMMARY DATA - MONITORING WELL M-1 DEEP
RIALTO GWTS PERCHLORATE AND VOC REMEDIATION

ANALYTE	UNITS	Feb 2007	May 2007	Aug 2007	Nov 2007	Jan 2008	May 2008	Aug 2008	Nov 2008	Feb 2009
GENERAL CHEMISTRY										
Bicarbonate	mg/L	190	190	190	200	200	200	200	190	220[6]
Carbonate	mg/L	1.5	1.5	1.5	1.5	NA	1.5	3.0	1.5	2.5
Chloride	mg/L	5.9	6.3	6.1	5.9	5.5	5.6	4.8	5.6	4.9
Hardness (as $CaCO_3$)	mg/L	180	170	180	170	180	180	160	160	170
Hydroxide	mg/L	0.81	0.81	0.81	0.81	NA	0.81	1.6	0.81	1.4
MBAS	mg/L	0.039	0.039	4.6	0.039	0.039	0.039	0.039	0.039	0.039
Nitrate (as N)	mg/L	4.5	4.6	1.2	4.7	4.6	4.8	4.5	4.5	4.5
Perchlorate	mg/L	82	89	72	70	66	56	49	38	30
Phenolics	µg/L	NA	NA	NA	NA	NA	NA	NA	NA	NA
Sulfate	mg/L	14	14	14	14	14	14	14	13	15
Total Alkalinity (as $CaCO_3$)	mg/L	160	160	160	160	170	160	170	160	180[10]
Total Dissolved Solids (TDS)	mg/L	230	190	240	380	240	250	250	230	230
FIELD PARAMETERS										
Oxygen (Dissolved)	mg/L	7.3	6.9	9	5.8	11.6	5.8	5.96	6.35	5.15
pH	Units	7.5	7.9	6.8	7.2	6.7	7.44	7.34	7.32	7.64
Specific Conductance	µmhos/cm	240	260	420	390	470	377	397	380	380
Temperature	°C	19.9	20.8	22.7	20.4	20.7	21.62	21.08	21.40	20.23
Turbidity	NTU	<5	<5	<5	5.8	<5	<5	<5	<5	<5
METALS										
Antimony	mg/L	NA	NA	NA	0.014	NA	NA	NA	NA	0.0099
Arsenic	mg/L	NA	NA	NA	0.020	NA	NA	NA	NA	**0.022**[6]
Barium	mg/L	NA	NA	NA	0.023	NA	NA	NA	NA	0.025[5]
Beryllium	mg/L	NA	NA	NA	0.00037	NA	NA	NA	NA	0.00061
Cadmium	mg/L	NA	NA	NA	0.0040	NA	NA	NA	NA	0.00090
Calcium	mg/L	59	57	59	55	58	57	53	52	56
Chromium	mg/L	NA	NA	NA	0.0012	NA	NA	NA	NA	0.00092
Cobalt	mg/L	NA	NA	NA	0.0032	NA	NA	NA	NA	0.0043
Copper	mg/L	0.0018	0.0018	0.0018	**0.0018**	0.0018	0.0014	0.0014	**0.0016**	0.0014
Iron	mg/L	0.016	0.028	0.028	0.028	0.028	0.0072	0.0072	0.0072	0.0072
Lead	mg/L	NA	NA	NA	0.0041	NA	NA	NA	NA	0.012
Magnesium	mg/L	7.9	8.0	7.8	7.9	8.3	8.3	7.5	7.4	8.0
Manganese	mg/L	0.0016	0.0037	0.0037	0.0037	0.0037	0.00068	0.00068	**0.0022**	0.00068
Mercury	mg/L	NA	NA	NA	0.000022	NA	NA	NA	NA	0.000016
Molybdenum	mg/L	NA	NA	NA	**0.0063**	NA	NA	NA	NA	**0.016**[5,6]
Nickel	mg/L	NA	NA	NA	0.0018	NA	NA	NA	NA	0.0019
Potassium	mg/L	2.7	2.6	2.6	2.7	2.7	2.7	2.6	2.5	2.7
Selenium	mg/L	NA	NA	NA	**0.024**[6]	NA	NA	NA	NA	0.012
Silver	mg/L	NA	NA	NA	0.0019	NA	NA	NA	NA	0.0025
Sodium	mg/L	11	11	11	12	12	11	11	11	11
Thallium	mg/L	NA	NA	NA	0.024	NA	NA	NA	NA	0.016
Vanadium	mg/L	NA	NA	NA	**0.0024**	NA	NA	NA	NA	**0.0022**
Zinc	mg/L	0.0073	0.0061	0.0061	0.0061	0.0061	0.0032	**0.0060**	0.0032	0.0032
VOLATILE ORGANIC COMPOUNDS (EPA 524.2):										
1,1-Dichloroethane	µg/L	0.10	0.11	0.11	0.11	0.25	0.25	0.13	0.13	0.13
1,1-Dichloroethene	µg/L	0.14	0.14	0.14	0.14	0.23	0.23	**0.25**[6]	0.23	0.23
1,1,1,-Trichloroethane	µg/L	0.27	0.27	0.27	0.27	0.27	0.27	0.18	0.18	0.18
1,2-Dichloropropane	µg/L	**0.42**	**0.38**	0.54	**0.44**	**0.46**	0.52	0.50	**0.34**	**0.28**
Bromochloromethane	µg/L	0.15	0.18	0.18	0.18	0.35	0.35	0.35	0.35	0.35
Bromodichloromethane	µg/L	0.11	0.13	0.13	0.13	0.30	0.30	0.30	0.30	0.30
Bromoform	µg/L	0.22	0.22	0.22	0.22	0.31	0.31	0.24	0.24	0.24
Chloroform	µg/L	**0.10**	**0.11**[5]	0.098	**0.11**	0.24	0.24	0.23	0.23	0.23
Chloromethane	µg/L	0.14	0.072	0.14	0.14	0.35	0.35	0.20	0.20	0.20
cis-1,2-Dichloroethene	µg/L	0.13	0.13	0.13	0.13	0.32	0.32	0.32	0.32	0.32
Dibromochloromethane	µg/L	0.12	0.12	0.12	0.12	0.23	0.23	0.23	0.23	0.23
Dibromomethane	µg/L	0.36	0.36	0.36	0.36	0.37	0.37	0.37	0.37	0.37
Dichlorodifluoromethane	µg/L	0.17	0.085	0.11	0.11	0.34	0.34	0.22	0.22	0.22
Methylene chloride	µg/L	0.16	0.16	0.16	0.16	0.27	**0.58**	**0.42**	0.27	0.27
p- & m-Xylenes	µg/L	0.28	0.28	0.28	0.28	0.28	0.28	0.28	0.28	0.28
Tetrachloroethene	µg/L	**0.18**	**0.18**	**0.25**	**0.28**	**0.30**	**0.42**	**0.40**	0.28	**0.30**
Trichloroethene	µg/L	1.2	1.3	1.9	2.0	2.5	3.2	3.8	2.6	3.4

TABLE 12 (CONT'D)
HISTORICAL SUMMARY DATA - MONITORING WELL M-1 DEEP
RIALTO GWTS PERCHLORATE AND VOC REMEDIATION

ANALYTE	UNITS	May 2009	Aug 2009	Nov 2009	Feb 2010	May 2010	Aug 2010	Sep 2 2010	Nov 2010	Dec 2010
GENERAL CHEMISTRY										
Bicarbonate	mg/L	190	190	190	190	NA	NA	NA	NA	NA
Carbonate	mg/L	2.5	2.5	2.5	2.5	NA	NA	NA	NA	NA
Chloride	mg/L	5.8	5.0	4.2	4.7	5.3	5.2	NA	5.3	NA
Hardness (as $CaCO_3$)	mg/L	170	170	160	170	170	170	NA	170	NA
Hydroxide	mg/L	1.4	1.4	1.4	1.4	1.4	1.4	NA	1.4	NA
MBAS	mg/L	NA	NA	0.039	NA	0.078	0.039[e]	0.039	0.078	NA
Nitrate (as N)	mg/L	4.2	4.6	4.5	5.1	5.3	5.6	NA	5.8	NA
Perchlorate	µg/L	29	26	27	31	35	**31**	NA	42	NA
Phenolics	µg/L	NA	NA	NA	NA	NA	NA	NA	NA	NA
Sulfate	mg/L	15	15	14	15	14	14	NA	15	NA
Total Alkalinity (as $CaCO_3$)	mg/L	160	160	160	150	150	150	NA	150	NA
Total Dissolved Solids (TDS)	mg/L	200	250	230	220	250	230	NA	260	NA
FIELD PARAMETERS										
Oxygen (Dissolved)	mg/L	5.68	10.37	4.79	8.71	5.23	4.71	4.87	5.38	NA
pH	Units	7.60	7.42	6.22	7.15	7.11	7.56	7.46	6.96	NA
Specific Conductance	µmhos/cm	401	404	408	403	415	400	420	389	NA
Temperature	°C	21.02	21.5	21.4	20.3	21.14	23.51	21.60	20.40	NA
Turbidity	NTU	<5	<5	<5	<5	<5	<5	<5	<5	NA
METALS										
Antimony	mg/L	NA	NA	0.034	NA	0.034	0.010	NA	0.010	NA
Arsenic	mg/L	NA	NA	0.019	NA	0.019	0.0075	NA	0.0075	NA
Barium	mg/L	NA	NA	0.023	NA	0.024	0.026	NA	0.025	NA
Beryllium	mg/L	NA	NA	0.0011	NA	0.0011	0.0010	NA	0.001	NA
Cadmium	mg/L	NA	NA	0.00060	NA	0.00060	0.0010	NA	0.001	NA
Calcium	mg/L	56	56	53	54	57	56	NA	55	NA
Chromium	mg/L	NA	NA	**0.0024**	NA	0.00086	**0.0016**	NA	**0.0019**	NA
Cobalt	mg/L	NA	NA	0.0037	NA	0.0037	0.0050	NA	0.005	NA
Copper	mg/L	0.0014	0.0015	0.0015	0.0015	0.0015	0.0023	NA	0.0023	NA
Iron	mg/L	0.0072	0.0093	0.0093	0.0093	NA	NA	NA	NA	NA
Lead	mg/L	NA	NA	0.012	NA	0.012	0.0050	NA	0.005	NA
Magnesium	mg/L	8.1	8.0	7.6	7.8	8.1	8.0	NA	8.0	NA
Manganese	mg/L	0.00068	0.0025	0.0025	0.0025	NA	NA	NA	NA	NA
Mercury	mg/L	NA	NA	0.000016	NA	0.000016	0.000017	NA	**0.000020**	NA
Molybdenum	mg/L	NA	NA	0.0050	NA	**0.0088**	**0.0098**	NA	**0.0077**	NA
Nickel	mg/L	NA	NA	0.0015	NA	0.0015	**0.0013**	NA	0.0012	NA
Potassium	mg/L	2.7	2.8	2.7	2.8	NA	NA	NA	NA	NA
Selenium	mg/L	NA	NA	0.025	NA	0.025	0.011	NA	0.011	NA
Silver	mg/L	NA	NA	0.0018	NA	0.0018	0.0011	NA	0.0011	NA
Sodium	mg/L	12	12	11	12	NA	NA	NA	NA	NA
Thallium	mg/L	NA	NA	0.021	NA	0.021	0.015	NA	0.015	NA
Vanadium	mg/L	NA	NA	**0.0026**	NA	**0.0022**	0.0010	NA	**0.0027**	NA
Zinc	mg/L	0.0032	0.0023	0.0023	0.0023	0.0023	0.0059	NA	0.0059	NA
VOLATILE ORGANIC COMPOUNDS (EPA 524.2):										
1,1-Dichloroethane	µg/L	0.13	0.13	0.081	0.081	0.081	0.11	NA	0.11	NA
1,1-Dichloroethene	µg/L	0.23	0.16	0.12	0.12	0.12	0.18	NA	0.18	NA
1,1,1,-Trichloroethane	µg/L	0.18	0.14	0.081	0.081	0.081	0.11	NA	0.11	NA
1,2-Dichloropropane	µg/L	**0.17**	0.16	0.12	0.12	**0.25**	**0.31**	NA	**0.33**	NA
Bromochloromethane	µg/L	0.35	0.35	0.23	0.23	0.23	0.24	NA	0.24	NA
Bromodichloromethane	µg/L	0.30	0.30	0.12	0.12	0.12	0.14	NA	0.14	NA
Bromoform	µg/L	0.24	0.24	0.23	0.23	0.23	0.27	NA	0.27	NA
Chloroform	µg/L	0.23	0.23	0.072	0.072	**0.16**	**0.19**	NA	0.12	NA
Chloromethane	µg/L	0.20	**0.30**[(6)]	0.11	0.11	0.11	0.14	NA	0.14	NA
cis-1,2-Dichloroethene	µg/L	0.32	0.32	0.32	0.11	0.11	0.11	0.11	0.11	0.11
Dibromochloromethane	µg/L	0.23	0.23	0.077	0.077	0.077	0.13	NA	0.13	NA
Dibromomethane	µg/L	0.37	0.37	0.19	0.19	0.19	0.24	NA	0.24	NA
Dichlorodifluoromethane	µg/L	0.22	0.21	0.11	0.11	0.11	0.099	NA	0.099	NA
Methylene chloride	µg/L	0.27	0.28	0.28	0.28	0.28	0.48	NA	0.48	NA
p- & m-Xylenes	µg/L	0.28	0.28	0.28	0.28	0.28	**0.35**	NA	0.28	NA
Tetrachloroethene	µg/L	0.28	0.28	0.13	**0.28**	**0.23**	**0.28**	NA	**0.26**	NA
Trichloroethene	µg/L	2.2	2.5	2.7	3.6	3.0	4.3	NA	3.8	NA

TABLE 12 (CONT'D)
HISTORICAL SUMMARY DATA - MONITORING WELL M-1 DEEP
RIALTO GWTS PERCHLORATE AND VOC REMEDIATION

ANALYTE	UNITS	Feb 2011	May 2011	Aug 2011	Nov 2011	Jan 2012	Jun 2012	Aug 2012	Feb 2013	Aug 2013
GENERAL CHEMISTRY										
Bicarbonate	mg/L	NA	NA	NA	NA	NA	NA	NA	NA	NA
Carbonate	mg/L	NA	NA	NA	NA	NA	NA	NA	NA	NA
Chloride	mg/L	5.4	5.3	6.0	6.1	6.2	NA	6.3	6.3	6.3
Hardness (as $CaCO_3$)	mg/L	170	180	180	180	170	NA	180	180	180
Hydroxide	mg/L	1.4	1.4	1.4	1.4	1.4	NA	1.4	1.4	1.4
MBAS	mg/L	0.039	0.039	0.039	0.039	0.039	NA	0.039	**0.037**[6]	0.015
Nitrate (as N)	mg/L	5.8	6.2	6.6	6.3	6.5	NA	7.0	7.1	7.3
Perchlorate	µg/L	44	40	35	29	29	26	33	29	22
Phenolics	µg/L	4.9	4.9	4.9	4.9	4.9	NA	4.9	2.5	6.3
Sulfate	mg/L	15	13	13	13	12	NA	12	13	13
Total Alkalinity (as $CaCO_3$)	mg/L	150	150	150	150	150	NA	150	150	150
Total Dissolved Solids (TDS)	mg/L	240	220	270	270	260	NA	260	260	250
FIELD PARAMETERS										
Oxygen (Dissolved)	mg/L	4.00	6.68	4.74	6.59	5.26	6.51	2.96	3.25	7.31
pH	Units	6.85	7.19	7.15	7.20	7.26	6.57	5.71	7.73	7.46
Specific Conductance	µmhos/cm	393	399	420	393	406	412	412	337	352
Temperature	°C	20.39	22.34	20.81	21.57	20.86	24.06	23.18	21.78	23.58
Turbidity	NTU	<5	<5	<5	<5	<5	<5	<5	<5	<5
METALS										
Antimony	mg/L	0.010	0.010	0.010	0.010	0.010	NA	0.010	**0.0081**	0.0049
Arsenic	mg/L	0.0075	0.0075	0.0075	0.0075	0.0075	NA	0.0075	0.0092	0.0092
Barium	mg/L	0.024	0.026	0.025	0.025	0.025	NA	0.025[5]	0.024	0.032[6]
Beryllium	mg/L	0.001	0.001	0.001	0.001	0.001	NA	0.001	0.00050	0.00050
Cadmium	mg/L	0.001	0.001	0.001	0.001	0.001	NA	0.001	0.0011	0.0011
Calcium	mg/L	54	59	58	57	56	NA	57	57	59
Chromium	mg/L	**0.0012**	**0.0015**	0.001	**0.00012**	**0.0015**	NA	**0.0038**	**0.0017**	**0.001**
Cobalt	mg/L	0.005	0.005	0.005	0.005	0.005	NA	0.0050	0.0011	0.0011
Copper	mg/L	0.0023	0.0023	0.0023	0.0023	0.0023	NA	0.0023	0.0010	0.0010
Iron	mg/L	NA	NA	NA	NA	NA	NA	NA	NA	NA
Lead	mg/L	0.005	0.005	0.005	0.005	0.005	NA	0.0050	**0.0052**	0.0035
Magnesium	mg/L	7.7	8.4	8.5	8.3	7.9	NA	8.3	7.8	8.3
Manganese	mg/L	NA	NA	NA	NA	NA	NA	NA	NA	NA
Mercury	mg/L	0.000017	**0.000052**[6]	0.000030	0.000030	0.000030	NA	0.000030	0.000024	0.000024
Molybdenum	mg/L	**0.0073**	**0.0085**	**0.0068**	**0.0051**	**0.0063**	NA	**0.0088**	**0.0050**	0.0014
Nickel	mg/L	0.0012	0.0012	0.0012	0.0012	0.0012	NA	**0.0015**	0.0024	0.0024
Potassium	mg/L	NA	NA	NA	NA	NA	NA	2.6	2.7	2.7
Selenium	mg/L	0.011	0.011	0.011	0.011	**0.015**[6]	NA	0.011	0.015	0.015
Silver	mg/L	0.0011	0.0011	0.0011	0.0011	0.0011	NA	0.0011	0.0012	0.0012
Sodium	mg/L	NA	NA	NA	NA	NA	NA	11	12	13[6]
Thallium	mg/L	0.015	0.015	0.015	0.015	0.015	NA	0.015	0.010	0.010
Vanadium	mg/L	**0.0026**	**0.0022**	**0.0025**	**0.0022**	**0.0027**	NA	**0.0052**[6]	0.0022	**0.0023**
Zinc	mg/L	0.0059	0.0059	0.0059	0.0059	0.0059	NA	0.0059	0.0050	0.0050
VOLATILE ORGANIC COMPOUNDS (EPA 524.2)										
1,1-Dichloroethane	µg/L	0.11	0.11	0.11	0.11	0.11	0.11	0.11	0.11	0.11
1,1-Dichloroethene	µg/L	0.18	0.18	0.18	0.18	0.18	0.18	0.18	0.18	0.18
1,1,1,-Trichloroethane	µg/L	0.11	0.11	0.11	0.11	0.11	0.11	0.11	0.11	0.11
1,2-Dichloropropane	µg/L	**0.29**	**0.31**	0.13	**0.22**	**0.25**	0.13	0.13	**0.16**	**0.14**
Bromochloromethane	µg/L	0.24	0.24	0.24	0.24	0.24	0.24	0.24	0.24	0.24
Bromodichloromethane	µg/L	0.14	0.14	0.14	0.14	0.14	0.14	0.14	0.14	0.14
Bromoform	µg/L	0.27	0.27	0.27	0.27	0.27	0.27	0.27	0.27	0.27
Chloroform	µg/L	**0.16**	**0.18**	0.12	0.12	**0.22**[5]	0.12	0.12	**0.14**	**0.16**
Chloromethane	µg/L	0.14	0.14	0.14	0.14	0.14	0.14	0.14	0.14	0.14
cis-1,2-Dichloroethene	µg/L	0.11	**0.16**	0.085	**0.20**	**0.31**	**0.22**	0.085	**0.25**	**0.33**
Dibromochloromethane	µg/L	0.13	0.13	0.13	0.13	0.13	0.13	0.13	0.13	0.13
Dibromomethane	µg/L	0.24	0.24	0.24	0.24	0.24	0.24	0.24	0.24	0.24
Dichlorodifluoromethane	µg/L	0.099	0.099	0.099	0.099	0.099	0.099	0.099	0.099	0.099
Methylene chloride	µg/L	0.48	0.48	0.48	0.48	0.48	0.48	0.48	0.48	0.48
p- & m-Xylenes	µg/L	0.28	0.28	0.28	0.28	0.28	0.28	0.28	0.28	0.28
Tetrachloroethene	µg/L	**0.26**	**0.22**	**0.25**	0.13	**0.15**	0.13	0.13	**0.13**	0.13
Trichloroethene	µg/L	5.5	6.6	7.6	6.7	9.2	9.2	8.2	9.7	12

TABLE 12 (CONT'D)
HISTORICAL SUMMARY DATA - MONITORING WELL M-1 DEEP
RIALTO GWTS PERCHLORATE AND VOC REMEDIATION

ANALYTE	UNITS	Feb 2014	Aug 2014	Aug 2014	Feb 2015	Jul 2015	MED.	AVG.	STD. DEV.	MIN.	MAX.
GENERAL CHEMISTRY											
Bicarbonate	mg/L	NA	NA	NA	NA	NA	190	194	5.07	190	200
Carbonate	mg/L	NA	NA	NA	NA	NA	NC	NC	NC	NC	NC
Chloride	mg/L	6.3	6.3	NA	6.4	NA	5.80	5.67	0.631	4.2	6.4
Hardness (as $CaCO_3$)	mg/L	190	180	NA	180	NA	170	172	9.73	150	190
Hydroxide	mg/L	1.4	1.4	NA	1.4	NA	NC	NC	NC	NC	NC
MBAS	mg/L	**0.041**	0.015	NA	0.015	NA	NC	NC	NC	0.015	4.6
Nitrate (as N)	mg/L	8.1	7.1	NA	7.5	NA	5.00	5.35	1.54	1.2	8.1
Perchlorate	µg/L	29	18	15	11	10	35.0	46.7	26.2	10	95
Phenolics	µg/L	NA	NA	NA	NA	NA	NC	NC	NC	NC	NC
Sulfate	mg/L	12	12	NA	13	NA	14.0	13.5	1.04	12	15
Total Alkalinity (as $CaCO_3$)	mg/L	150	150	NA	150	NA	160	156	7.34	150	180
Total Dissolved Solids (TDS)	mg/L	250	230	NA	280	NA	250	249	38.6	190	380
FIELD PARAMETERS											
Oxygen (Dissolved)	mg/L	7.88	4.41	NA	5.76	3.66	5.96	6.69	2.49	2.96	11.6
pH	Units	6.82	7.46	NA	7.48	7.20	7.20	7.13	0.518	5.71	7.9
Specific Conductance	µmhos/cm	345	349	NA	1060	342	392	391	124	240	1060
Temperature	°C	21.15	27.13	NA	22.15	24.17	21.4	21.7	1.75	19.4	27.13
Turbidity	NTU	0.3	0.0	NA	0.0	0.0	0.300	20.1	32.1	0.0	75
METALS											
Antimony	mg/L	0.0049	0.0049	NA	0.0049	NA	NC	NC	NC	0.0049	**0.028**
Arsenic	mg/L	0.0092	**0.011**[5]	NA	0.0092	NA	NC	NC	NC	0.0075	**0.011**
Barium	mg/L	0.030[6]	0.024	NA	0.029	NA	0.0245	0.0251	0.00236	0.023	0.032
Beryllium	mg/L	0.00050	0.00050	NA	0.00050	NA	NC	NC	NC	NC	NC
Cadmium	mg/L	0.0011	0.0011	NA	0.0011	NA	NC	NC	NC	NC	NC
Calcium	mg/L	60	60	NA	58	NA	56.0	55.9	2.86	49	60
Chromium	mg/L	**0.0043**	**0.0014**	NA	**0.0021**	NA	NC	NC	NC	**0.00012**	**0.0043**
Cobalt	mg/L	0.0011	**0.0014**	NA	0.0011	NA	NC	NC	NC	0.0011	**0.0014**
Copper	mg/L	**0.0024**[5,6]	0.0010	NA	0.0010	NA	NC	NC	NC	0.0010	**0.0024**
Iron	mg/L	NA	NA	NA	NA	NA	NC	NC	NC	NC	NC
Lead	mg/L	0.0035	0.0035	NA	0.0035	NA	NC	NC	NC	0.0035	**0.0052**
Magnesium	mg/L	8.9	8.1	NA	8.9	NA	8.00	7.98	0.441	7.2	8.9
Manganese	mg/L	NA	NA	NA	NA	NA	NC	NC	NC	0.00068	**0.0022**
Mercury	mg/L	0.000024	0.000033	NA	0.000033	NA	NC	NC	NC	0.000016	**0.000052**
Molybdenum	mg/L	**0.0040**	**0.018**	NA	**0.0028**	NA	NC	NC	NC	0.0014	**0.018**
Nickel	mg/L	**0.0030**[6]	0.0024	NA	0.0024	NA	NC	NC	NC	0.0012	2.8
Potassium	mg/L	3[6]	2.9[5]	NA	2.7	NA	2.70	2.69	0.111	2.5	3.0
Selenium	mg/L	0.015	0.015	NA	0.015	NA	NC	NC	NC	0.011	**0.077**
Silver	mg/L	0.0012	0.0012	NA	0.0012	NA	NC	NC	NC	NC	NC
Sodium	mg/L	12	12	NA	12	NA	12.0	11.6	0.590	11	13
Thallium	mg/L	0.010	0.010	NA	0.010	NA	NC	NC	NC	NC	NC
Vanadium	mg/L	0.0022	**0.0027**	NA	**0.0023**	NA	NC	NC	NC	0.0010	**0.0052**
Zinc	mg/L	0.0050	0.0050	NA	0.0050	NA	NC	NC	NC	0.0023	**0.0095**
VOLATILE ORGANIC COMPOUNDS (EPA 524.2)											
1,1-Dichloroethane	µg/L	0.11	0.11	NA	0.11	0.11	0.110	0.120	0.0348	NC	NC
1,1-Dichloroethene	µg/L	0.18	0.18	NA	0.18	0.18	0.180	0.169	0.0330	NC	NC
1,1,1,-Trichloroethane	µg/L	0.11	0.11	NA	0.11	0.11	0.125	0.159	0.0665	NC	NC
1,2-Dichloropropane	µg/L	0.13	0.13	NA	0.13	0.13	0.195	0.253	0.136	0.12	0.54
Bromochloromethane	µg/L	0.24	0.24	NA	0.24	0.24	NC	NC	NC	NC	NC
Bromodichloromethane	µg/L	0.14	0.14	NA	0.14	0.14	NC	NC	NC	NC	NC
Bromoform	µg/L	0.27	0.27	NA	0.27	0.27	NC	NC	NC	NC	NC
Chloroform	µg/L	0.12	0.12	NA	0.12	**0.15**	NC	NC	NC	0.072	**0.22**
Chloromethane	µg/L	0.14	0.14	NA	0.14	0.14	NC	NC	NC	NC	NC
cis-1,2-Dichloroethene	µg/L	0.085	0.085	NA	0.085	**0.18**	NC	NC	NC	0.085	**0.33**
Dibromochloromethane	µg/L	0.13	0.13	NA	0.13	0.13	NC	NC	NC	NC	NC
Dibromomethane	µg/L	0.24	0.24	NA	0.24	0.24	NC	NC	NC	NC	NC
Dichlorodifluoromethane	µg/L	0.099	0.099	NA	0.099	0.099	NC	NC	NC	NC	NC
Methylene chloride	µg/L	0.48	0.48	NA	0.48	0.48	NC	NC	NC	0.16	**0.58**
p- & m-Xylenes	µg/L	0.28	0.28	NA	0.28	0.28	NC	NC	NC	0.26	**0.35**
Tetrachloroethene	µg/L	0.13	0.13	NA	**0.22**	0.13	NC	NC	NC	0.13	**0.42**
Trichloroethene	µg/L	**0.43**	8.6	NA	14	5.9	3.10	4.30	3.80	0.18	14

TABLE 13
HISTORICAL SUMMARY DATA - MONITORING WELL M-2 ZONE 1
RIALTO GWTS PERCHLORATE AND VOC REMEDIATION
RIALTO, CALIFORNIA

	UNITS	Jul 2005	Jan 2006	May 2006	Aug 2006	Nov 2006	Feb 2007	May 2007	Aug 2007	Nov 2007
GENERAL CHEMISTRY										
Perchlorate	µg/L	0.11	0.46	0.46	0.46	0.46	0.46	0.46	0.46	0.46
FIELD PARAMETERS										
Dissolved Oxygen	mg/L	9.8	9.8	10.6	13.7	10.2	8.6	8.8	7.7	10.2
pH	Units	7.3	6.0	6.5	6.3	7.8	7.9	8.57	7.7	8.7
Specific Conductance	µmhos/cm	420	380	330	310	320	210	160	360	160
Temperature	°C	18.0	18.5	20.1	21.9	20.6	18.1	18.2	23.8	17.5
Turbidity	NTU	<5	<5	<5	<5	<5	<5	<5	<5	<5
VOLATILE ORGANIC COMPOUNDS (EPA 524.2)										
Methylene chloride	µg/L	0.44	0.94	0.44	0.16	**0.30**[5]	0.16	0.16	0.16	0.16
Toluene	µg/L	0.15	0.17	0.15	0.15	0.15	0.12	0.12	0.12	**0.29**[6]

TABLE 13 (CONT'D)
HISTORICAL SUMMARY DATA - MONITORING WELL M-2 ZONE 1
RIALTO GWTS PERCHLORATE AND VOC REMEDIATION
RIALTO, CALIFORNIA

ANALYTE	UNITS	Jan 2008	May 2008	Aug 2008	Nov 2008	Feb 2009	May 2009	Aug 2009	Nov 2009	Feb 2010
GENERAL CHEMISTRY										
Perchlorate	µg/L	0.30	0.30	0.30	**0.38**	**0.85**	0.35	**1.2**	0.35	**1.3**
FIELD PARAMETERS										
Dissolved Oxygen	mg/L	7.7	7.4	9.37	3.54	4.3	9.44	10.48	9.85	8.58
pH	Units	9.0	8.5	8.10	8.13	8.21	8.03	8.01	8.03	8.05
Specific Conductance	µmhos/cm	290	374	326	388	358	346	347	363	351
Temperature	°C	15.4	18.2	22.0	17.96	20.12	21.8	22.3	21.78	16.91
Turbidity	NTU	<5	<5	<5	<5	<5	<5	7.0	39	<5
VOLATILE ORGANIC COMPOUNDS (EPA 524.2)										
Methylene chloride	µg/L	0.27	**0.30**	0.27	0.27	0.27	0.27	0.28	0.28	0.28
Toluene	µg/L	0.14	0.24	0.12	0.12	0.12	0.12	0.12	0.093	0.093

TABLE 13 (CONT'D)
HISTORICAL SUMMARY DATA - MONITORING WELL M-2 ZONE 1
RIALTO GWTS PERCHLORATE AND VOC REMEDIATION
RIALTO, CALIFORNIA

ANALYTE	UNITS	May 2010	Aug 2010	Nov 2010	Feb 2011	May 2011	Aug 2011	Nov 2011	Feb 2012	June 2012
GENERAL CHEMISTRY										
Perchlorate	µg/L	**0.96**	DRY	DRY	DRY	DRY	DRY	DRY	DRY	DRY
FIELD PARAMETERS										
Dissolved Oxygen	mg/L	5.01	DRY	DRY	DRY	DRY	DRY	DRY	DRY	DRY
pH	Units	7.94	DRY	DRY	DRY	DRY	DRY	DRY	DRY	DRY
Specific Conductance	µmhos/cm	394	DRY	DRY	DRY	DRY	DRY	DRY	DRY	DRY
Temperature	°C	22.79	DRY	DRY	DRY	DRY	DRY	DRY	DRY	DRY
Turbidity	NTU	<5	DRY	DRY	DRY	DRY	DRY	DRY	DRY	DRY
VOLATILE ORGANIC COMPOUNDS (EPA 524.2)										
Methylene chloride	µg/L	0.28	DRY	DRY	DRY	DRY	DRY	DRY	DRY	DRY
Toluene	µg/L	0.093	DRY	DRY	DRY	DRY	DRY	DRY	DRY	DRY

TABLE 13 (CONT'D)
HISTORICAL SUMMARY DATA - MONITORING WELL M-2 ZONE 1
RIALTO GWTS PERCHLORATE AND VOC REMEDIATION
RIALTO, CALIFORNIA

ANALYTE	UNITS	Aug 2012	Feb 2013	Aug 2013	Feb 2014	Aug 2014	Feb 2015	Mar 2015
GENERAL CHEMISTRY								
Perchlorate	µg/L	DRY	DRY	DRY	DRY	DRY	DRY	DRY
FIELD PARAMETERS								
Dissolved Oxygen	mg/L	DRY	DRY	DRY	DRY	DRY	DRY	DRY
pH	Units	DRY	DRY	DRY	DRY	DRY	DRY	DRY
Specific Conductance	µmhos/cm	DRY	DRY	DRY	DRY	DRY	DRY	DRY
Temperature	°C	DRY	DRY	DRY	DRY	DRY	DRY	DRY
Turbidity	NTU	DRY	DRY	DRY	DRY	DRY	DRY	DRY
VOLATILE ORGANIC COMPOUNDS (EPA 524.2)								
Methylene chloride	µg/L	DRY	DRY	DRY	DRY	DRY	DRY	DRY
Toluene	µg/L	DRY	DRY	DRY	DRY	DRY	DRY	DRY

TABLE 13 (CONT'D)
HISTORICAL SUMMARY DATA - MONITORING WELL M-2 ZONE 1
RIALTO GWTS PERCHLORATE AND VOC REMEDIATION
RIALTO, CALIFORNIA

ANALYTE	UNITS	May 2015	Jul 2015	MED.	AVG.	STD. DEV.	MIN.	MAX.
GENERAL CHEMISTRY								
Perchlorate	µg/L	DRY	DRY	0.23	0.39	0.38	0.38	1.3
FIELD PARAMETERS								
Dissolved Oxygen	mg/L	DRY	DRY	9.37	8.69	2.41	3.54	13.7
pH	Units	DRY	DRY	8.03	7.83	0.79	6.0	9.0
Specific Conductance	µmhos/cm	DRY	DRY	347	325.63	73.68	160	420
Temperature	°C	DRY	DRY	20.1	19.79	2.34	15.4	23.8
Turbidity	NTU	DRY	DRY	7.0	15.77	20.32	1.3	39
VOLATILE ORGANIC COMPOUNDS (EPA 524.2)								
Methylene chloride	µg/L	DRY	DRY	0.30	0.30	NC	0.30	0.30
Toluene	µg/L	DRY	DRY	NC	NC	NC	NC	NC

TABLE 14
HISTORICAL SUMMARY DATA - MONITORING WELL M-2 ZONE 2
RIALTO GWTS PERCHLORATE AND VOC REMEDIATION

ANALYTE	UNITS	Jul 2005	Jan 2006	May 2006	Aug 2006	Nov 2006	Feb 2007	May 2007	Aug 2007	Nov 2007
GENERAL CHEMISTRY										
Perchlorate	µg/L	0.11	0.46	0.46	0.46	0.46	0.46	0.46	0.46	0.46
Phenolics	µg/L	NA	NA	NA	NA	NA	NA	NA	NA	NA
FIELD PARAMETERS										
Dissolved Oxygen	mg/L	9.5	10.9	10.5	14.5	9.1	7.0	9.9	8.1	12.3
pH	Units	7.6	6.0	6.6	6.9	7.4	7.7	8.55	7.8	8.6
Specific Conductance	µmhos/cm	280	NA	320	300	330	200	170	380	160
Temperature	°C	18.0	19.9	19.7	20.2	20.2	17.7	18.1	22.7	17.9
Turbidity	NTU	<5	<5	<5	<5	<5	<5	<5	<5	<5
VOLATILE ORGANIC COMPOUNDS (EPA 524.2)										
1,2-Dichloropropane	µg/L	0.16	0.15	0.16	0.13	0.13	0.13	0.13	0.13	0.13
Bromoform	µg/L	0.33	0.20	0.33	0.22	0.22	0.22	0.22	1.1[6]	0.22
Carbon disulfide	µg/L	0.38	0.38	0.38	0.38	0.38	0.38	0.38	0.35	0.35
Dibromochloromethane	µg/L	0.14	0.19	0.14	0.12	0.12	0.12	0.12	**0.36[6]**	0.12
Tetrachloroethene	µg/L	0.15	0.16	0.15	0.28	0.28	0.28	0.28	0.28	0.28
Trichloroethene	µg/L	0.085	0.085	0.085	0.085	0.085	0.085	0.085	0.085	0.085

TABLE 14 (CONT'D)
HISTORICAL SUMMARY DATA - MONITORING WELL M-2 ZONE 2
RIALTO GWTS PERCHLORATE AND VOC REMEDIATION

ANALYTE	UNITS	Jan 2008	May 2008	Aug 2008	Nov 2008	Feb 2009	May 2009	Aug 2009	Nov 2009	Feb 2010
GENERAL CHEMISTRY										
Perchlorate	µg/L	0.30	**1.5**	0.30	0.30	**0.93**	0.35	**0.89**	0.35	0.35
Phenolics	µg/L	NA	NA	NA	NA	NA	NA	NA	NA	NA
FIELD PARAMETERS										
Dissolved Oxygen	mg/L	7.1	8.4	8.50	4.96	5.68	7.76	9.28	7.62	8.44
pH	Units	9.1	8.7	8.06	8.11	8.22	7.85	7.96	7.88	7.82
Specific Conductance	µmhos/cm	290	363	323	332	272	372	389	409	392
Temperature	°C	15.1	17.5	22.7	18.65	20.02	21.2	21.8	21.09	17.33
Turbidity	NTU	<5	<5	<5	<5	<5	<5	9.0	25	<5
VOLATILE ORGANIC COMPOUNDS (EPA 524.2)										
1,2-Dichloropropane	µg/L	0.13	0.13	0.13	0.13	0.13	0.13	0.13	0.13	0.13
Bromoform	µg/L	0.24	0.31	0.24	0.24	0.24	0.24	0.24	0.23	0.23
Carbon disulfide	µg/L	0.35	0.35	0.35	0.35	0.35	0.35	0.35	0.35	0.35
Dibromochloromethane	µg/L	0.23	0.23	0.23	0.23	0.23	0.23	0.23	0.077	0.077
Tetrachloroethene	µg/L	0.28	0.28	0.28	0.28	0.28	0.28	0.28	0.13	0.13
Trichloroethene	µg/L	0.085	0.085	0.085	0.085	0.085	0.085	0.085	0.085	0.085

TABLE 14 (CONT'D)
HISTORICAL SUMMARY DATA - MONITORING WELL M-2 ZONE 2
RIALTO GWTS PERCHLORATE AND VOC REMEDIATION

ANALYTE	UNITS	May 2010	Aug 2010	Nov 2010	Feb 2011	May 2011	Aug 2011	Nov 2011	Feb 2012	Jun 2012
GENERAL CHEMISTRY										
Perchlorate	µg/L	0.35	0.35	**0.78**	0.61	0.61	0.61	0.27	0.20	0.81
Phenolics	mg/L	NA	NA	NA	4.9	4.9	**17**	4.9	4.9	NA
FIELD PARAMETERS										
Dissolved Oxygen	mg/L	4.68	7.55	5.58	10.09	NS	7.41	12.37	9.20	8.11
pH	Units	7.76	7.26	7.47	8.07	NS	6.95	6.80	5.98	7.10
Specific Conductance	µmhos/cm	404	405	409	392	NS	425	440	469	425
Temperature	°C	22.46	21.95	26.03	17.90	NS	30.30	23.8	16.7	21.7
Turbidity	NTU	<5	7.0	<5	<5	NS	<5	<5	11.9	<5
VOLATILE ORGANIC COMPOUNDS (EPA 524.2)										
1,2-Dichloropropane	µg/L	0.13	0.13	0.13	0.13	0.13	0.13	0.13	0.13	0.13
Bromoform	µg/L	0.23	0.27	0.27	0.27	0.27	0.27	0.27	0.27	0.27
Carbon disulfide	µg/L	0.35	0.38	0.38	0.38	0.38	0.38	**0.44**[6]	0.38	0.38
Dibromochloromethane	µg/L	0.077	0.13	0.13	0.13	0.13	0.13	0.13	0.13	0.13
Tetrachloroethene	µg/L	0.13	0.13	0.13	0.13	0.13	0.13	0.13	0.13	**0.15**
Trichloroethene	µg/L	0.085	0.085	0.085	0.085	0.085	0.085	0.085	0.085	0.085

TABLE 14 (CONT'D)
HISTORICAL SUMMARY DATA - MONITORING WELL M-2 ZONE 2
RIALTO GWTS PERCHLORATE AND VOC REMEDIATION

ANALYTE	UNITS	Aug 2012	Feb 2013	Aug 2013	Feb 2014	Aug 2014	Feb 2015	Mar 2015
GENERAL CHEMISTRY								
Perchlorate	µg/L	0.81	0.81	0.81	0.45	**1.4**	**3.3**	**3.0**
Phenolics	mg/L	NA	NA	NA	NA	NA	NA	NA
FIELD PARAMETERS								
Dissolved Oxygen	mg/L	7.83	8.24	6.09	5.37	5.84	4.64	5.59
pH	Units	7.20	7.60	7.68	7.80	7.73	7.51	7.38
Specific Conductance	µmhos/cm	401	398	398	388	396	794	1320
Temperature	°C	25.0	18.18	24.12	20.83	22.44	21.70	22.05
Turbidity	NTU	<5	<5	0.1	0.2	0.9	0.0	0.0
VOLATILE ORGANIC COMPOUNDS (EPA 524.2)								
1,2-Dichloropropane	µg/L	0.13	0.13	0.13	0.13	0.13	0.13	0.13
Bromoform	µg/L	0.27	0.27	0.27	0.27	0.27	0.27	0.27
Carbon disulfide	µg/L	0.38	0.38	0.38	0.38	0.38	0.38	0.38
Dibromochloromethane	µg/L	0.13	0.13	0.13	0.13	0.13	0.13	0.13
Tetrachloroethene	µg/L	**0.14**	**0.21**	**0.28**	**0.33**	**0.18**	**0.25**	**0.19**
Trichloroethene	µg/L	0.085	0.085	0.085	0.085	0.085	0.085	0.085

TABLE 14 (CONT'D)
HISTORICAL SUMMARY DATA - MONITORING WELL M-2 ZONE 2
RIALTO GWTS PERCHLORATE AND VOC REMEDIATION

ANALYTE	UNITS	May 2015	Jul 2015	MED.	AVG.	STD. DEV.	MIN.	MAX.
GENERAL CHEMISTRY								
Perchlorate	µg/L	**3.0**	8.6	NC	NC	NC	0.11	8.6
Phenolics	mg/L	NA	NA	NC	NC	NC	4.9	**17**
FIELD PARAMETERS								
Dissolved Oxygen	mg/L	6.82	5.08	7.83	8.09	2.58	4.64	14.5
pH	Units	7.33	7.72	7.70	7.60	0.750	5.98	9.1
Specific Conductance	µmhos/cm	1420	322	391	446	307	160	1420
Temperature	°C	19.29	20.66	20.7	20.8	3.45	15.1	30.30
Turbidity	NTU	0.0	0.6	0.600	6.13	9.28	0.0	25
VOLATILE ORGANIC COMPOUNDS (EPA 524.2)								
1,2-Dichloropropane	µg/L	0.13	**0.34**	0.130	0.138	0.0354	0.13	**0.34**
Bromoform	µg/L	0.27	0.27	NC	NC	NC	NC	NC
Carbon disulfide	µg/L	0.38	0.38	NC	NC	NC	0.35	**0.44**
Dibromochloromethane	µg/L	0.13	0.13	NC	NC	NC	NC	NC
Tetrachloroethene	µg/L	**0.16**	**0.25**	NC	NC	NC	0.13	**0.33**
Trichloroethene	µg/L	0.085	**0.26**	NC	NC	NC	0.085	**0.26**

TABLE 15
HISTORICAL SUMMARY DATA - MONITORING WELL M-2 ZONE 3
RIALTO GWTS PERCHLORATE AND VOC REMEDIATION

ANALYTE	UNITS	Jul 2005	Jan 2006	May 2006	Aug 2006	Nov 2006	Feb 2007	May 2007	Aug 2007	Nov 2007
GENERAL CHEMISTRY										
Perchlorate	µg/L	0.11	0.46	0.46	0.46	0.46	0.46	0.46	0.46	0.46
Phenolics	µg/L	NA	NA	NA	NA	NA	NA	NA	NA	NA
FIELD PARAMETERS										
Dissolved Oxygen	mg/L	8.4	9.3	10.6	13.0	9.1	6.7	9.0	8.3	11.5
pH	Units	8.2	7.0	6.5	6.3	6.5	7.6	8.73	7.9	8.8
Specific Conductance	µmhos/cm	250	270	250	230	260	170	150	340	140
Temperature	°C	18.0	20.3	19.2	19.7	20.0	17.6	17.6	24.0	18.6
Turbidity	NTU	<5	<5	<5	<5	17.3	<5	<5	<5	<5
VOLATILE ORGANIC COMPOUNDS (EPA 524.2)										
1,2-Dichloropropane	µg/L	0.16	0.15	0.16	0.13	0.13	0.13	0.13	0.13	0.13
Acetone	µg/L	6.2	NA	6.2	6.2	6.2	6.2	6.2	6.2	6.2
Bromoform	µg/L	0.33	0.20	0.33	0.22	0.22	0.22	0.22	0.76[6]	0.22
Dibromochloromethane	µg/L	0.14	0.19	0.14	0.12	0.12	0.12	0.12	**0.20**	0.12
Tetrachloroethene	µg/L	0.15	0.16	0.15	0.28	0.28	0.28	0.28	0.28	0.28
Trichlorothene	µg/L	0.085	0.085	0.085	0.085	0.085	0.085	0.085	0.085	0.085

TABLE 15 (CONT'D)
HISTORICAL SUMMARY DATA - MONITORING WELL M-2 ZONE 3
RIALTO GWTS PERCHLORATE AND VOC REMEDIATION

ANALYTE	UNITS	Jan 2008	May 2008	Aug 2008	Nov 2008	Feb 2009	May 2009	Aug 2009	Nov 2009	Feb 2010
GENERAL CHEMISTRY										
Perchlorate	µg/L	0.30	**0.42**	0.30	0.30	0.82	0.35	0.35	0.35	0.35
Phenolics	µg/L	NA	NA	NA	NA	NA	NA	NA	NA	NA
FIELD PARAMETERS										
Dissolved Oxygen	mg/L	7.3	8.5	8.72	3.61	5.11	7.52	9.90	7.84	8.91
pH	Units	9.1	8.6	8.19	8.09	8.14	7.91	8.17	7.84	7.85
Specific Conductance	µmhos/cm	260	332	298	328	296	292	324	324	321
Temperature	°C	15.6	17.9	21.9	18.78	19.44	20.5	22.1	20.52	17.80
Turbidity	NTU	<5	<5	<5	<5	<5	<5	15	54	<5
VOLATILE ORGANIC COMPOUNDS (EPA 524.2)										
1,2-Dichloropropane	µg/L	0.13	0.13	0.13	0.13	0.13	0.13	0.13	0.13	0.13
Acetone	µg/L	6.2	6.2	7.4	24[6]	7.4	7.4	7.4	4.6	4.6
Bromoform	µg/L	0.24	0.31	0.24	0.24	0.24	0.24	0.24	0.23	0.23
Dibromochloromethane	µg/L	0.23	0.23	0.23	0.23	0.23	0.23	0.23	0.077	0.077
Tetrachloroethene	µg/L	0.28	0.28	0.28	0.28	0.28	0.28	0.28	0.13	0.13
Trichlorothene	µg/L	0.085	0.085	0.085	0.085	0.085	0.085	0.085	0.085	0.085

TABLE 15 (CONT'D)
HISTORICAL SUMMARY DATA - MONITORING WELL M-2 ZONE 3
RIALTO GWTS PERCHLORATE AND VOC REMEDIATION

ANALYTE	UNITS	May 2010	Aug 2010	Nov 2010	Feb 2011	May 2011	Aug 2011	Nov 2011	Feb 2012	Jun 2012
GENERAL CHEMISTRY										
Perchlorate	µg/L	**0.94**	0.35	0.61	0.61	0.61	0.61	**0.66**	**0.62**	0.81
Phenolics	µg/L	NA	NA	NA	4.9	4.9	4.9	**32**	4.9	NA
FIELD PARAMETERS										
Dissolved Oxygen	mg/L	4.90	8.09	6.57	9.59	NS	7.90	12.38	9.68	8.35
pH	Units	7.98	7.71	7.60	7.30	NS	7.19	7.11	6.62	7.10
Specific Conductance	µmhos/cm	308	386	329	307	NS	369	376	395	384
Temperature	°C	22.20	21.65	26.02	17.60	NS	28.0	21.6	17.9	21.3
Turbidity	NTU	<5	<5	<5	<5	NS	<5	<5	<5	<5
VOLATILE ORGANIC COMPOUNDS (EPA 524.2)										
1,2-Dichloropropane	µg/L	0.13	0.13	0.13	0.13	0.13	0.13	0.13	0.13	0.13
Acetone	µg/L	4.6	4.6	4.6	4.6	4.6	4.6	4.6	4.6	4.6
Bromoform	µg/L	0.23	0.27	0.27	0.27	0.27	0.27	0.27	0.27	0.27
Dibromochloromethane	µg/L	0.077	0.13	0.13	0.13	0.13	0.13	0.13	0.13	0.13
Tetrachloroethene	µg/L	0.13	0.13	0.13	0.13	0.13	0.13	0.13	0.13	0.13
Trichlorothene	µg/L	0.085	0.085	0.085	0.085	0.085	0.085	0.085	0.085	0.085

TABLE 15 (CONT'D)
HISTORICAL SUMMARY DATA - MONITORING WELL M-2 ZONE 3
RIALTO GWTS PERCHLORATE AND VOC REMEDIATION

ANALYTE	UNITS	Aug 2012	Feb 2013	Aug 2013	Feb 2014	Aug 2014	Feb 2015	Mar 2015
GENERAL CHEMISTRY								
Perchlorate	µg/L	0.81	0.81	0.81	**1.2**	**2.0**	**3.30**	4.7
Phenolics	µg/L	NA	NA	NA	NA	NA	NA	NA
FIELD PARAMETERS								
Dissolved Oxygen	mg/L	6.99	8.36	6.35	5.80	7.04	4.83	6.68
pH	Units	7.20	7.70	7.83	7.89	7.64	7.55	7.46
Specific Conductance	µmhos/cm	373	340	359	632	376	748	1200
Temperature	°C	24.2	17.96	23.81	20.33	21.85	21.62	20.40
Turbidity	NTU	<5	<5	0.3	0.1	2.1	0.0	0.0
VOLATILE ORGANIC COMPOUNDS (EPA 524.2)								
1,2-Dichloropropane	µg/L	0.13	0.13	0.13	0.13	0.13	0.13	0.13
Acetone	µg/L	4.6	4.6	4.6	4.6	4.6	4.6	4.6
Bromoform	µg/L	0.27	0.27	0.27	0.27	0.27	0.27	0.27
Dibromochloromethane	µg/L	0.13	0.13	0.13	0.13	0.13	0.13	0.13
Tetrachloroethene	µg/L	**0.14**	**0.16**	**0.20**	**0.25**	**0.15**	**0.26**	**0.29**
Trichlorothene	µg/L	0.085	0.085	0.085	0.085	0.085	0.085	0.085

TABLE 15 (CONT'D)
HISTORICAL SUMMARY DATA - MONITORING WELL M-2 ZONE 3
RIALTO GWTS PERCHLORATE AND VOC REMEDIATION

ANALYTE	UNITS	May 2015	Jul 2015	MED.	AVG.	STD. DEV.	MIN.	MAX.
GENERAL CHEMISTRY								
Perchlorate	µg/L	5.7	12	0.460	1.25	2.30	0.11	12
Phenolics	µg/L	NA	NA	NC	NC	NC	0.81	**32**
FIELD PARAMETERS								
Dissolved Oxygen	mg/L	7.01	4.95	8.09	7.98	2.33	3.61	13.0
pH	Units	7.35	7.58	7.70	7.67	0.714	6.3	9.1
Specific Conductance	µmhos/cm	1290	308	324	399	283	140	1290
Temperature	°C	18.32	20.93	20.3	20.5	2.96	15.6	28.0
Turbidity	NTU	0.0	0.1	0.200	11.9	20.6	0.0	54
VOLATILE ORGANIC COMPOUNDS (EPA 524.2)								
1,2-Dichloropropane	µg/L	**0.24**[(6)]	0.91[(6)]	0.130	0.158	0.128	0.13	0.91
Acetone	µg/L	4.6	4.6	NC	NC	NC	4.6	27
Bromoform	µg/L	0.27	0.27	NC	NC	NC	NC	NC
Dibromochloromethane	µg/L	0.13	0.13	NC	NC	NC	0.077	**0.20**
Tetrachloroethene	µg/L	**0.24**	**0.32**	NC	NC	NC	0.13	**0.29**
Trichlorothene	µg/L	0.085	**0.21**	NC	NC	NC	0.09	**0.21**

TABLE 16
HISTORICAL SUMMARY DATA - MONITORING WELL M-2 ZONE 4
RIALTO GWTS PERCHLORATE AND VOC REMEDIATION

ANALYTE	UNITS	Jul 2005	Jan 2006	May 2006	Aug 2006	Nov 2006	Feb 2007	May 2007	Aug 2007	Nov 2007
GENERAL CHEMISTRY										
Perchlorate	µg/L	0.11	0.46	0.46	0.46	0.46	0.46	0.46	0.46	0.46
FIELD PARAMETERS										
Dissolved Oxygen	mg/L	10.3	12.0	10.9	10.4	9.5	8.9	9.0	7.8	11.0
pH	Units	8.0	7.0	6.7	7.2	6.0	6.8	8.74	8.2	8.9
Specific Conductance	µmhos/cm	320	340	300	210	340	230	170	380	160
Temperature	°C	18.0	20.9	19.0	19.6	19.5	17.4	17.5	23.6	19.5
Turbidity	NTU	<5	<5	<5	14	46.5	<5	<5	<5	<5
VOLATILE ORGANIC COMPOUNDS (EPA 524.2)										
1,1-Dichloroethane	µg/L	0.13	0.17	0.13	0.11	0.11	0.11	0.11	0.11	0.11
1,2-Dichloropropane	µg/L	0.16	0.15	0.16	NA	NA	NA	NA	NA	NA
Chloromethane	µg/L	0.17	0.36	0.17	**0.20**[5]	0.14	0.14	0.072	0.14	0.14
Tetrachloroethene	µg/L	0.15	0.16	0.15	0.18	0.18	0.18	0.11	0.11	0.11
Trichloroethene	µg/L	NA	NA	NA	NA	NA	NA	NA	NA	NA

TABLE 16 (CONT'D)
HISTORICAL SUMMARY DATA - MONITORING WELL M-2 ZONE 4
RIALTO GWTS PERCHLORATE AND VOC REMEDIATION

ANALYTE	UNITS	Jan 2008	May 2008	Aug 2008	Nov 2008	Feb 2009	May 2009	Aug 2009	Nov 2009	Feb 2010
GENERAL CHEMISTRY										
Perchlorate	µg/L	0.30	0.30	0.30	0.30	0.82	0.35	0.35	0.35	0.35
FIELD PARAMETERS										
Dissolved Oxygen	mg/L	7.9	9.4	9.42	3.63	5.69	7.56	10.65	10.02	9.96
pH	Units	9.5	8.5	8.30	7.91	8.13	7.84	8.12	7.06	7.92
Specific Conductance	µmhos/cm	280	350	304	358	332	323	340	353	344
Temperature	°C	15.5	17.7	23.0	17.12	19.31	21.9	21.6	20.72	17.67
Turbidity	NTU	<5	<5	<5	<5	<5	<5	5.0	120	<5
VOLATILE ORGANIC COMPOUNDS (EPA 524.2)										
1,1-Dichloroethane	µg/L	0.11	0.11	0.11	0.11	0.11	0.11	0.11	0.11	0.11
1,2-Dichloropropane	µg/L	NA	NA	NA	NA	NA	NA	NA	NA	NA
Chloromethane	µg/L	0.20	0.35	0.20	0.20	0.20	0.20	0.20	0.11	0.11
Tetrachloroethene	µg/L	0.28	0.28	0.28	0.28	0.28	0.28	0.28	0.13	0.13
Trichloroethene	µg/L	NA	NA	NA	NA	NA	NA	NA	NA	NA

TABLE 16 (CONT'D)
HISTORICAL SUMMARY DATA - MONITORING WELL M-2 ZONE 4
RIALTO GWTS PERCHLORATE AND VOC REMEDIATION

ANALYTE	UNITS	May 2010	Aug 2010	Nov 2010	Feb 2011	May 2011	Aug 2011	Nov 2011	Feb 2012	Jun 2012
GENERAL CHEMISTRY										
Perchlorate	µg/L	0.35	0.35	0.61	0.61	0.61	0.61	**0.92**	**0.35**	0.81
FIELD PARAMETERS										
Dissolved Oxygen	mg/L	4.71	7.92	7.04	9.73	6.89	7.55	9.57	9.57	8.19
pH	Units	7.88	8.15	7.60	7.36	6.69	7.19	7.16	6.94	7.10
Specific Conductance	µmhos/cm	349	352	351	350	420	419	387	412	387
Temperature	°C	21.63	21.14	25.30	18.0	18.66	24.5	22.2	18.2	21.6
Turbidity	NTU	<5	<5	<5	<5	<5	<5	<5	<5	<5
VOLATILE ORGANIC COMPOUNDS (EPA 524.2)										
1,1-Dichloroethane	µg/L	0.11	0.11	0.11	0.11	0.11	0.11	0.11	0.11	0.11
1,2-Dichloropropane	µg/L	NA	NA	NA	NA	NA	NA	NA	NA	NA
Chloromethane	µg/L	0.11	0.14	0.14	0.14	0.14	0.14	0.14	0.14	0.14
Tetrachloroethene	µg/L	0.13	0.13	**0.16**	0.13	**0.17**	**0.20**	**0.22**[5]	**0.25**	**0.27**
Trichloroethene	µg/L	NA	NA	NA	NA	NA	NA	NA	NA	NA

TABLE 16 (CONT'D)
HISTORICAL SUMMARY DATA - MONITORING WELL M-2 ZONE 4
RIALTO GWTS PERCHLORATE AND VOC REMEDIATION

ANALYTE	UNITS	Aug 2012	Feb 2013	Aug 2013	Feb 2014	Aug 2014	Feb 2015	Mar 2015
GENERAL CHEMISTRY								
Perchlorate	µg/L	0.81	0.81	0.81	**1.3**	6.6[(b)]	12[(b)]	15
FIELD PARAMETERS								
Dissolved Oxygen	mg/L	8.62	8.38	6.28	5.94	7.51	5.44	6.89
pH	Units	7.20	7.75	7.84	7.93	7.55	7.61	7.08
Specific Conductance	µmhos/cm	365	361	371	360	371	754	1240
Temperature	°C	24.8	17.88	23.10	20.08	21.94	21.08	20.49
Turbidity	NTU	<5	<5	0.6	0.2	3.7	0.0	0.0
VOLATILE ORGANIC COMPOUNDS (EPA 524.2)								
1,1-Dichloroethane	µg/L	0.11	0.11	0.11	0.11	0.11	0.11	0.11
1,2-Dichloropropane	µg/L	0.13	0.13	0.13	0.13	0.13	0.96[(6)]	1.4[(6)]
Chloromethane	µg/L	0.14	0.14	0.14	0.14	0.14	0.14	0.14
Tetrachloroethene	µg/L	**0.27**	**0.37**	**0.33**	**0.37**	**0.21**	**0.47**	**0.43**
Trichloroethene	µg/L	0.085	0.085	0.085	0.085	0.085	**0.12**	0.085

TABLE 16 (CONT'D)
HISTORICAL SUMMARY DATA - MONITORING WELL M-2 ZONE 4
RIALTO GWTS PERCHLORATE AND VOC REMEDIATION

ANALYTE	UNITS	May 2015	Jul 2015	MED.	AVG.	STD. DEV.	MIN.	MAX.
GENERAL CHEMISTRY								
Perchlorate	µg/L	15	16	0.460	2.17	4.77	0.11	16
FIELD PARAMETERS								
Dissolved Oxygen	mg/L	6.91	7.13	8.29	8.26	2.10	3.63	12.0
pH	Units	7.36	6.67	7.61	7.62	0.807	6.0	9.5
Specific Conductance	µmhos/cm	1300	373	352	416	273	160	1300
Temperature	°C	18.37	20.86	20.3	20.3	2.59	15.5	25.30
Turbidity	NTU	0.0	0.2	0.600	23.9	44.5	0.0	120
VOLATILE ORGANIC COMPOUNDS (EPA 524.2)								
1,1-Dichloroethane	µg/L	0.11	**0.14**[6]	0.110	0.114	0.0117	0.11	**0.14**
1,2-Dichloropropane	µg/L	1.3[6]	1.9[6]	0.155	0.586	0.651	0.13	1.9
Chloromethane	µg/L	0.14	0.14	NC	NC	NC	NC	NC
Tetrachloroethene	µg/L	**0.32**	**0.42**	NC	NC	NC	0.11	**0.47**
Trichloroethene	µg/L	**0.20**	**0.34**	NC	NC	NC	0.085	**0.34**

TABLE 17
HISTORICAL SUMMARY DATA - MONITORING WELL M-2 ZONE 5
RIALTO GWTS PERCHLORATE AND VOC REMEDIATION

ANALYTE	UNITS	Jul 2005	Jan 2006	May 2006	Aug 2006	Nov 2006	Feb 2007	May 2007	Aug 2007	Nov 2007
GENERAL CHEMISTRY										
Perchlorate	µg/L	0.11	0.46	0.46	0.46	0.46	0.46	0.46	0.46	0.46
FIELD PARAMETERS										
Dissolved Oxygen	mg/L	8.6	9.3	11.6	12.2	10.7	8.2	8.8	7.7	10.1
pH	Units	9.0	8.1	6.9	6.8	6.3	9.6	9.63	8.2	9.3
Specific Conductance	µmhos/cm	220	220	200	210	290	120	100	220	90
Temperature	°C	18.0	20.9	19.5	19.7	19.1	15.2	17.3	23.2	20.2
Turbidity	NTU	<5	<5	<5	13.2	109	<5	<5	<5	<5
VOLATILE ORGANIC COMPOUNDS (EPA 524.2):										
Dichlorodifluoromethane	µg/L	0.20	NA	0.20	0.20	0.20	0.20	**0.24**	**0.24**	**0.12**
Tetrachloroethene	µg/L	**0.20**	**0.24**	0.15	0.18	**0.21**	0.18	**0.18**	**0.21**	**0.15**

TABLE 17 (CONT'D)
HISTORICAL SUMMARY DATA - MONITORING WELL M-2 ZONE 5
RIALTO GWTS PERCHLORATE AND VOC REMEDIATION

ANALYTE	UNITS	Jan 2008	May 2008	Aug 2008	Nov 2008	Feb 2009	May 2009	Aug 2009	Nov 2009	Feb 2010
GENERAL CHEMISTRY										
Perchlorate	µg/L	0.30	0.30	0.30	**2.1**	0.82	0.35	0.35	0.35	0.35
FIELD PARAMETERS										
Dissolved Oxygen	mg/L	6.1	7.5	8.0	3.1	4.11	5.36	8.04	7.52	8.37
pH	Units	8.2	8.6	8.52	8.59	8.61	7.86	8.56	8.54	8.50
Specific Conductance	µmhos/cm	180	201	183	214	284	201	205	208	190
Temperature	°C	15.8	17.0	22.0	16.93	19.54	21.8	21.2	21.65	18.35
Turbidity	NTU	30.2	<5	<5	<5	<5	<5	14	160	<5
VOLATILE ORGANIC COMPOUNDS (EPA 524.2):										
Dichlorodifluoromethane	µg/L	0.21	0.34	0.22	0.22	0.22	0.22	0.21	0.11	0.11
Tetrachloroethene	µg/L	0.28	0.28	0.28	0.28	0.28	0.28	0.28	0.13	0.13

TABLE 17 (CONT'D)
HISTORICAL SUMMARY DATA - MONITORING WELL M-2 ZONE 5
RIALTO GWTS PERCHLORATE AND VOC REMEDIATION

ANALYTE	UNITS	May 2010	Aug 2010	Nov 2010	Feb 2011	May 2011	Aug 2011	Nov 2011	Feb 2012	Jun 2012
GENERAL CHEMISTRY										
Perchlorate	µg/L	0.35	0.35	**0.67**	0.61	0.61	0.61	0.27	0.20	0.81
FIELD PARAMETERS										
Dissolved Oxygen	mg/L	4.82	6.31	8.52	9.63	4.94	5.59	6.27	7.54	6.85
pH	Units	8.33	8.05	8.04	768.00	8.48	7.68	7.64	7.55	7.00
Specific Conductance	µmhos/cm	223	204	204	203	200	233	284	245	242
Temperature	°C	21.40	21.77	25.09	17.50	19.09	24.7	21.8	17.8	21.0
Turbidity	NTU	<5	<5	<5	<5	<5	8.1	<5	6.0	<5
VOLATILE ORGANIC COMPOUNDS (EPA 524.2):										
Dichlorodifluoromethane	µg/L	0.11	0.099	0.099	0.099	0.099	0.099	0.099	0.099	0.099
Tetrachloroethene	µg/L	0.13	0.13	0.13	0.13	0.13	0.13	0.13	0.13	0.13

TABLE 17 (CONT'D)
HISTORICAL SUMMARY DATA - MONITORING WELL M-2 ZONE 5
RIALTO GWTS PERCHLORATE AND VOC REMEDIATION

ANALYTE	UNITS	Aug 2012	Feb 2013	Aug 2013	Feb 2014	Aug 2014	Feb 2015	Mar 2015
GENERAL CHEMISTRY								
Perchlorate	µg/L	0.81	0.81	0.81	0.45	0.45	1.3	1.3
FIELD PARAMETERS								
Dissolved Oxygen	mg/L	5.99	7.74	6.14	5.73	7.10	5.10	6.45
pH	Units	7.50	8.40	8.42	8.40	7.65	7.99	7.23
Specific Conductance	µmhos/cm	215	194	204	211	235	492	744
Temperature	°C	24.1	17.95	22.97	19.55	21.40	20.60	20.67
Turbidity	NTU	<5	<5	0.2	0.1	5.6	0.0	0.0
VOLATILE ORGANIC COMPOUNDS (EPA 524.2):								
Dichlorodifluoromethane	µg/L	0.099	0.099	0.099	0.099	0.099	0.099	0.099
Tetrachloroethene	µg/L	0.13	0.13	0.13	0.13	0.13	0.13	0.13

TABLE 17 (CONT'D)
HISTORICAL SUMMARY DATA - MONITORING WELL M-2 ZONE 5
RIALTO GWTS PERCHLORATE AND VOC REMEDIATION

ANALYTE	UNITS	May 2015	Jul 2015	MED.	AVG.	STD. DEV.	MIN.	MAX.
GENERAL CHEMISTRY								
Perchlorate	µg/L	1.3	1.3	NC	NC	NC	0.11	**0.67**
FIELD PARAMETERS								
Dissolved Oxygen	mg/L	7.35	6.57	7.50	7.37	2.25	3.1	12.2
pH	Units	7.63	8.24	8.20	49.1	174	6.3	768.00
Specific Conductance	µmhos/cm	789	191	210	257	165	90	789
Temperature	°C	18.03	23.34	20.2	20.1	2.64	15.2	25.09
Turbidity	NTU	0.0	0.0	6.00	33.8	58.2	0.0	160
VOLATILE ORGANIC COMPOUNDS (EPA 524.2):								
Dichlorodifluoromethane	µg/L	0.099	0.099	NC	NC	NC	0.099	**0.24**
Tetrachloroethene	µg/L	0.13	0.13	NC	NC	NC	0.13	**0.24**

TABLE 18
HISTORICAL SUMMARY DATA - MONITORING WELL M-2 ZONE 6
RIALTO GWTS PERCHLORATE AND VOC REMEDIATION

ANALYTE	UNITS	Jul 2005	Jan 2006	May 2006	Aug 2006	Nov 2006	Feb 2007	May 2007	Aug 2007	Nov 2007
GENERAL CHEMISTRY										
Perchlorate	µg/L	0.11	0.46	0.46	0.46	0.46	0.46	0.46	0.46	0.46
FIELD PARAMETERS										
Dissolved Oxygen	mg/L	10.2	13.3	13.2	11.8	9.0	8.4	9.5	8.6	9.7
pH	Units	8.6	8.4	6.2	6.6	6.5	9.1	8.21	7.7	9.0
Specific Conductance	µmhos/cm	260	260	230	210	240	140	120	280	110
Temperature	°C	18.0	22.3	19.4	19.6	19.4	15.4	16.7	22.4	19.3
Turbidity	NTU	<5	<5	<5	18.4	34.9	<5	<5	<5	<5
VOLATILE ORGANIC COMPOUNDS (EPA 524.2):										
Chloroform	µg/L	0.11	0.19	0.11	0.11	**0.23**	0.076	0.098	0.098	0.098
Dibromochloromethane	µg/L	0.14	0.19	0.14	0.14	**0.30**	0.12	0.12	0.12	0.12
Dichlorodifluoromethane	µg/L	0.20	NA	0.20	0.20	0.20	0.20	**0.42**	**0.40**	**0.17**
Tetrachloroethene	µg/L	**0.30**	0.65	**0.47**	0.59	0.71	0.72	0.59	0.74	0.63
Trichlorofluoromethane	µg/L	0.20	0.21	0.20	0.13	**0.14**	0.13	**0.15**	0.14	0.14

TABLE 18 (CONT'D)
HISTORICAL SUMMARY DATA - MONITORING WELL M-2 ZONE 6
RIALTO GWTS PERCHLORATE AND VOC REMEDIATION

ANALYTE	UNITS	Jan 2008	May 2008	Aug 2008	Nov 2008	Feb 2009	May 2009	Aug 2009	Nov 2009	Feb 2010
GENERAL CHEMISTRY										
Perchlorate	µg/L	0.30	0.30	0.30	0.30	0.82	0.35	0.35	0.35	0.35
FIELD PARAMETERS										
Dissolved Oxygen	mg/L	7.4	8.4	9.32	3.32	5.54	8.24	10.80	8.71	8.63
pH	Units	10.0	8.1	8.25	8.34	8.17	7.82	8.16	8.01	8.22
Specific Conductance	µmhos/cm	200	247	229	258	221	247	260	261	243
Temperature	°C	16.5	17.7	21.6	16.57	17.85	20.1	21.7	22.92	19.51
Turbidity	NTU	<5	12.7	8.4	<5	<5	<5	32	200	6
VOLATILE ORGANIC COMPOUNDS (EPA 524.2):										
Chloroform	µg/L	0.23	0.24	0.23	0.23	0.23	0.23	0.23	0.072	0.072
Dibromochloromethane	µg/L	0.23	0.23	0.23	0.23	0.23	0.23	0.23	0.077	0.077
Dichlorodifluoromethane	µg/L	**0.43**	**0.46**	**0.41**	0.52	**0.38**	0.22	**0.35**	**0.42**	0.11
Tetrachloroethene	µg/L	0.79	1.0	0.81	0.76	0.76	0.55	**0.47**	**0.47**	**0.46**
Trichlorofluoromethane	µg/L	0.22	0.28	0.22	0.22	0.22	0.22	0.22	0.11	0.11

TABLE 18 (CONT'D)
HISTORICAL SUMMARY DATA - MONITORING WELL M-2 ZONE 6
RIALTO GWTS PERCHLORATE AND VOC REMEDIATION

ANALYTE	UNITS	May 2010	Aug 2010	Nov 2010	Feb 2011	May 2011	Aug 2011	Nov 2011	Feb 2012	Jun 2012
GENERAL CHEMISTRY										
Perchlorate	µg/L	0.35	0.35	0.61	0.61	0.61	0.61	0.27	0.20	0.81
FIELD PARAMETERS										
Dissolved Oxygen	mg/L	5.51	7.76	7.02	8.86	5.39	6.49	8.81	8.69	8.49
pH	Units	7.93	7.99	7.63	7.81	8.23	7.49	7.52	7.54	6.20
Specific Conductance	µmhos/cm	270	253	254	247	268	319	290	315	318
Temperature	°C	21.20	22.07	25.39	17.30	19.38	25.3	20.8	18.3	21.5
Turbidity	NTU	<5	<5	<5	<5	<5	<5	13.0	<5	<5
VOLATILE ORGANIC COMPOUNDS (EPA 524.2):										
Chloroform	µg/L	0.072	0.12	0.12	0.12	0.12	0.12	0.12	0.12	0.12
Dibromochloromethane	µg/L	0.077	0.13	0.13	0.13	0.13	0.13	0.13	0.13	0.13
Dichlorodifluoromethane	µg/L	**0.26**	0.099	**0.29**	**0.27**	**0.27**	**0.32**	0.099	**0.36**	**0.30**
Tetrachloroethene	µg/L	**0.35**	**0.42**	**0.37**	**0.37**	**0.39**	**0.35**	**0.45**[5]	**0.44**	**0.40**
Trichlorofluoromethane	µg/L	0.11	0.13	0.13	0.13	0.13	0.13	0.13	0.13	0.13

TABLE 18 (CONT'D)
HISTORICAL SUMMARY DATA - MONITORING WELL M-2 ZONE 6
RIALTO GWTS PERCHLORATE AND VOC REMEDIATION

ANALYTE	UNITS	Aug 2012	Feb 2013	Aug 2013	Feb 2014	Aug 2014	Feb 2015	Mar 2015
GENERAL CHEMISTRY								
Perchlorate	µg/L	0.81	0.81	0.81	0.45	0.45	1.3	1.3
FIELD PARAMETERS								
Dissolved Oxygen	mg/L	8.33	8.44	7.17	6.72	8.44	6.08	9.36
pH	Units	6.50	7.91	8.01	8.15	6.93	7.89	7.18
Specific Conductance	µmhos/cm	306	279	305	298	309	609	991
Temperature	°C	23.5	17.74	22.79	19.45	21.90	20.77	20.03
Turbidity	NTU	<5	<5	0.5	0.2	14.9	0.0	0.0
VOLATILE ORGANIC COMPOUNDS (EPA 524.2):								
Chloroform	µg/L	0.12	0.12	0.12	0.12	0.12	0.12	0.12
Dibromochloromethane	µg/L	0.13	0.13	0.13	0.13	0.13	0.13	0.13
Dichlorodifluoromethane	µg/L	0.099	**0.30**	**0.26**	0.099	0.099	0.099	0.099
Tetrachloroethene	µg/L	**0.36**	**0.41**	**0.37**	**0.38**	**0.15**	0.13	**0.23**
Trichlorofluoromethane	µg/L	0.13	0.13	0.13	0.13	0.13	0.13	0.13

TABLE 18 (CONT'D)
HISTORICAL SUMMARY DATA - MONITORING WELL M-2 ZONE 6
RIALTO GWTS PERCHLORATE AND VOC REMEDIATION

ANALYTE	UNITS	May 2015	Jul 2015	MED.	AVG.	STD. DEV.	MIN.	MAX.
GENERAL CHEMISTRY								
Perchlorate	µg/L	1.3	1.3	NC	NC	NC	NC	NC
FIELD PARAMETERS								
Dissolved Oxygen	mg/L	9.40	6.51	8.47	8.37	2.30	3.32	13.3
pH	Units	6.65	8.17	7.96	7.82	0.913	6.2	10.0
Specific Conductance	µmhos/cm	1050	247	260	319	226	110	1050
Temperature	°C	17.96	24.86	19.8	20.2	2.75	15.4	25.39
Turbidity	NTU	0.4	3.5	8.40	32.1	64.1	0.0	200
VOLATILE ORGANIC COMPOUNDS (EPA 524.2):								
Chloroform	µg/L	**0.12**	**0.13**	NC	NC	NC	0.072	**0.13**
Dibromochloromethane	µg/L	0.13	0.13	NC	NC	NC	0.077	**0.30**
Dichlorodifluoromethane	µg/L	0.099	0.099	NC	NC	NC	0.099	0.52
Tetrachloroethene	µg/L	**0.22**	**0.17**	0.440	0.489	0.229	0.13	1.0
Trichlorofluoromethane	µg/L	0.13	0.13	NC	NC	NC	0.11	**0.15**

TABLE 19
HISTORICAL SUMMARY DATA - MONITORING WELL M-2 ZONE 7
RIALTO GWTS PERCHLORATE AND VOC REMEDIATION

ANALYTE	UNITS	Jul 2005	Jan 2006	May 2006	Aug 2006	Nov 2006	Feb 2007	May 2007	Aug 2007	Nov 2007
GENERAL CHEMISTRY										
Perchlorate	µg/L	0.11	0.46	0.46	0.46	0.46	0.46	0.46	0.46	0.46
FIELD PARAMETERS										
Dissolved Oxygen	mg/L	8.2	10.9	10.0	12.1	10.6	9.3	10.4	8.7	10.3
pH	Units	8.6	8.4	5.8	6.4	6.1	9.0	6.18	7.4	8.9
Specific Conductance	µmhos/cm	290	220	300	270	260	110	140	230	90
Temperature	°C	18.0	20.3	19.2	19.5	20.5	14.9	17.0	22.6	21.2
Turbidity	NTU	<5	<5	<5	21	202.0	<5	<5	<5	8.6
VOLATILE ORGANIC COMPOUNDS (EPA 524.2)										
1,1,2-Trichloro-1,2,2-trifluoroethane	µg/L	0.18	0.25	0.18	0.11	**0.20**[5]	0.11	0.12	0.13	0.13
Chloromethane	µg/L	0.17	0.36	0.17	**0.17**[5]	0.14	0.14	0.072	0.14	0.14
Dichlorodifluoromethane	µg/L	0.20	NA	0.20	0.20	0.20	0.20	0.20	0.20	0.20
Tetrachloroethene	µg/L	0.15	0.16	0.15	0.28	0.28	0.28	0.28	0.28	0.28
TIC: 3-Methyl-2-heptanol	µg/L	NR	NR	NR	NR	NR	NR	NR	5.3	NR

TABLE 19 (CONT'D)
HISTORICAL SUMMARY DATA - MONITORING WELL M-2 ZONE 7
RIALTO GWTS PERCHLORATE AND VOC REMEDIATION

ANALYTE	UNITS	Jan 2008	May 2008	Aug 2008	Nov 2008	Feb 2009	May 2009	Aug 2009	Nov 2009	Feb 2010
GENERAL CHEMISTRY										
Perchlorate	µg/L	0.30	0.30	0.30	**1.1**	0.82	0.35	0.35	0.35	0.35
FIELD PARAMETERS										
Dissolved Oxygen	mg/L	8.3	7.3	9.0	3.38	5.92	7.09	9.68	7.70	8.95
pH	Units	9.8	8.5	8.33	8.43	8.51	7.96	8.40	7.29	8.82
Specific Conductance	µmhos/cm	160	216	182	211	219	238	192	154	175
Temperature	°C	16.8	18.0	22.5	16.62	16.82	20.6	23.5	24.38	19.64
Turbidity	NTU	16.3	8.2	325.0	<5	<5	<5	160	170	<5
VOLATILE ORGANIC COMPOUNDS (EPA 524.2)										
1,1,2-Trichloro-1,2,2-trifluoroethane	µg/L	0.27	0.33	0.27	0.27	0.27	0.27	0.27	0.094	0.094
Chloromethane	µg/L	0.20	0.35	0.20	0.20	0.20	0.20	0.20	0.11	0.11
Dichlorodifluoromethane	µg/L	0.22	0.21	0.22	0.22	0.22	0.22	0.22	0.11	0.11
Tetrachloroethene	µg/L	0.28	0.28	0.28	0.28	0.28	0.28	**0.36**	**0.28**	**0.27**
TIC: 3-Methyl-2-heptanol	µg/L	NR	NR	NR	NR	NR	NR	NR	NR	NR

TABLE 19 (CONT'D)
HISTORICAL SUMMARY DATA - MONITORING WELL M-2 ZONE 7
RIALTO GWTS PERCHLORATE AND VOC REMEDIATION

ANALYTE	UNITS	May 2010	Aug 2010	Nov 2010	Feb 2011	May 2011	Aug 2011	Nov 2011	Feb 2012	Jun 2012
GENERAL CHEMISTRY										
Perchlorate	µg/L	0.35	0.35	0.61	0.61	0.61	0.61	0.27	**0.4**	0.81
FIELD PARAMETERS										
Dissolved Oxygen	mg/L	4.75	7.97	6.52	8.19	6.13	5.63	7.20	9.04	7.49
pH	Units	7.31	8.37	8.49	8.07	8.99	7.90	7.87	7.78	6.90
Specific Conductance	µmhos/cm	220	186	187	201	196	232	210	225	340
Temperature	°C	21.43	23.13	25.65	18.17	19.82	25.2	21.0	18.9	21.0
Turbidity	NTU	<5	<5	7.5	<5	<5	29.3	4.4	<5	<5
VOLATILE ORGANIC COMPOUNDS (EPA 524.2)										
1,1,2-Trichloro-1,2,2-trifluoroethane	µg/L	0.094	0.15	0.15	0.15	0.15	0.15	0.15	0.15	0.15
Chloromethane	µg/L	0.11	0.14	0.14	0.14	0.14	0.14	0.14	0.14	0.14
Dichlorodifluoromethane	µg/L	0.099	0.099	**0.23**	**0.19**	**0.20**	**0.28**	0.099	**0.16**	**0.19**
Tetrachloroethene	µg/L	**0.40**	0.72	0.76	0.95	0.94	0.76	0.81[5]	0.82	0.73
TIC: 3-Methyl-2-heptanol	µg/L	NR	NR	NR	NR	NR	NR	NR	NR	NR

TABLE 19 (CONT'D)
HISTORICAL SUMMARY DATA - MONITORING WELL M-2 ZONE 7
RIALTO GWTS PERCHLORATE AND VOC REMEDIATION

ANALYTE	UNITS	Aug 2012	Feb 2013	Aug 2013	Feb 2014	Aug 2014	Feb 2014	Mar 2015
GENERAL CHEMISTRY								
Perchlorate	µg/L	**3.2**	0.81	0.81	0.45	**1.3**	1.3	1.3
FIELD PARAMETERS								
Dissolved Oxygen	mg/L	6.76	8.43	6.69	5.60	6.54	6.03	8.06
pH	Units	6.90	8.48	8.48	8.75	6.44	8.36	7.09
Specific Conductance	µmhos/cm	266	185	190	196	235	414	729
Temperature	°C	24.6	17.32	23.55	19.91	22.69	20.45	19.99
Turbidity	NTU	<5	<5	<5	<5	24.4	0	0.0
VOLATILE ORGANIC COMPOUNDS (EPA 524.2)								
1,1,2-Trichloro-1,2,2-trifluoroethane	µg/L	0.15	0.15	0.15	0.15	0.15	0.15	0.15
Chloromethane	µg/L	0.14	0.14	0.14	0.14	0.14	0.14	0.14
Dichlorodifluoromethane	µg/L	0.099	**0.14**	**0.22**	0.099	0.099	**0.16**	0.099
Tetrachloroethene	µg/L	0.72	0.74	0.98	0.80	0.57	0.71	0.59
TIC: 3-Methyl-2-heptanol	µg/L	NR	NR	NR	NR	NR	NR	NR

TABLE 19 (CONT'D)
HISTORICAL SUMMARY DATA - MONITORING WELL M-2 ZONE 7
RIALTO GWTS PERCHLORATE AND VOC REMEDIATION

ANALYTE	UNITS	May 2015	Jul 2015	MED.	AVG.	STD. DEV.	MIN.	MAX.
GENERAL CHEMISTRY								
Perchlorate	µg/L	1.3	1.3	NC	NC	NC	0.11	**3.2**
FIELD PARAMETERS								
Dissolved Oxygen	mg/L	9.02	4.83	8.02	7.85	2.13	3.38	12.1
pH	Units	6.59	8.60	8.35	7.89	1.05	5.8	9.8
Specific Conductance	µmhos/cm	732	180	214	253	155	90	732
Temperature	°C	18.34	26.20	20.4	20.5	3.02	14.9	26.20
Turbidity	NTU	0.0	5.5	12.5	72.6	112	0	325.0
VOLATILE ORGANIC COMPOUNDS (EPA 524.2)								
1,1,2-Trichloro-1,2,2-trifluoroethane	µg/L	0.15	0.15	0.150	0.171	0.0616	NC	NC
Chloromethane	µg/L	0.14	0.14	NC	NC	NC	NC	NC
Dichlorodifluoromethane	µg/L	0.099	0.099	NC	NC	NC	0.099	**0.28**
Tetrachloroethene	µg/L	0.70	0.71	0.360	0.499	0.275	0.15	0.98
TIC: 3-Methyl-2-heptanol	µg/L	NR	NR	5.30	5.30	0.0	5.3	5.3

TABLE 20
HISTORICAL SUMMARY DATA - MONITORING WELL M-3 ZONE 1
RIALTO GWTS PERCHLORATE AND VOC REMEDIATION

ANALYTE	UNITS	Jul 2005	Dec 2005	Jan 2006	May 2006	Aug 2006	Nov 2006	Feb 2007	May 2007	Aug 2007
GENERAL CHEMISTRY										
Perchlorate	µg/L	140	150	180	240[6]	180	170	150	160	110
Phenolics	µg/L	NA	NA	NA	NA	NA	NA	NA	NA	NA
FIELD PARAMETERS										
Oxygen (Dissolved)	mg/L	11.8	10.5	10.9	12.9	11.7	8.1	9.0	14.7	15.6
pH	Units	7.2	8.0	7.4	6.7	7.0	7.6	8.2	8.57	8.7
Specific Conductance	µmhos/cm	390	260	400	350	360	370	230	190	270
Temperature	°C	19.0	17.0	16.8	21.1	21.7	17.9	16.3	17.2	22.2
Turbidity	NTU	<5	<5	<5	<5	<5	<5	<5	<5	<5
VOLATILE ORGANIC COMPOUNDS (EPA 524.2):										
1,1-Dichloroethane	µg/L	**0.32**	**0.33**	**0.41**	**0.46**	**0.33**	**0.46**	**0.36**	**0.37**	**0.35**
1,1-Dichloroethene	µg/L	**0.30**	**0.34**	**0.45**	0.60	0.15	0.90	0.15	0.51	0.81
1,1,1-Trichloroethane	µg/L	0.16	0.16	**0.17**	**0.23**	0.27	0.27	0.27	0.27	0.27
1,2-Dichloropropane	µg/L	2.5	2.3	2.6	3.0	2.4	2.9	2.4	2.1	2.2
Bromoform	µg/L	0.33	0.20	0.20	0.33	**0.47**[5,6]	0.22	**0.24**[6]	0.22	0.22
Carbon Disulfide	µg/L	0.44	0.44	0.44	0.44	0.44	**0.5**[6]	0.44	0.24	0.24
Chloroform	µg/L	**0.33**	**0.43**	0.56	0.77[5]	0.65[5]	1.1	0.95	0.86[5]	0.53
cis-1,2-Dichloroethene	µg/L	0.19	0.19	0.19	**0.30**	0.20	**0.33**	**0.22**	**0.24**	**0.22**
Dibromochloromethane	µg/L	0.14	0.19	0.19	0.14	**0.24**[5,6]	0.12	0.12	0.12	0.12
Methylene chloride	µg/L	1.1[5]	0.94	0.94	0.44	0.16	0.16	0.16	0.16	0.16
Tetrachloroethene	µg/L	1.0	1.2	1.8	2.2	1.4	2.2	2.2	2.2	2.0
Trichloroethene	µg/L	8.8	13	21	31	15	27	29	29	28

TABLE 20 (CONT'D)
HISTORICAL SUMMARY DATA - MONITORING WELL M-3 ZONE 1
RIALTO GWTS PERCHLORATE AND VOC REMEDIATION

ANALYTE	UNITS	Nov 2007	Jan 2008	May 2008	Aug 2008 ‡	Nov 2008	Feb 2009	May 2009	Aug 2009	Nov 2009
GENERAL CHEMISTRY										
Perchlorate	µg/L	110	110	110	110	100	99	100	94	91
Phenolics	µg/L	NA	NA	NA	NA	NA	NA	NA	NA	NA
FIELD PARAMETERS										
Oxygen (Dissolved)	mg/L	11.8	6.8	7.5	7.93	9.93	8.08	8.29	10.06	8.49
pH	Units	8.4	9.1	8.9	8.02	7.9	7.66	7.81	7.80	7.70
Specific Conductance	µmhos/cm	180	330	371	351	339	440	473	428	396
Temperature	°C	20.6	16.5	20.0	23.9	19.0	18.1	19.4	23.0	24.23
Turbidity	NTU	<5	<5	<5	16.1	<5	<5	<5	92	61
VOLATILE ORGANIC COMPOUNDS (EPA 524.2):										
1,1-Dichloroethane	µg/L	**0.23**	**0.35**	0.25	**0.38**	**0.30**	**0.33**	**0.30**	**0.33**	**0.42**
1,1-Dichloroethene	µg/L	0.68	0.87	**0.44**	1.2	0.95	0.86	0.80	0.65	0.81
1,1,1-Trichloroethane	µg/L	0.27	**0.18**	0.27	0.18	0.18	0.18	0.18	0.14	0.081
1,2-Dichloropropane	µg/L	1.6	2.3	1.7	2.1	1.9	2.0	1.7	2.0	2.0
Bromoform	µg/L	0.22	0.24	0.31	0.24	0.24	0.24	0.24	0.24	0.23
Carbon Disulfide	µg/L	0.24	0.40	0.40	0.40	0.40	0.40	0.40	0.40	0.35
Chloroform	µg/L	0.58	0.79	0.60	0.90	0.23	0.84	0.72	0.74	0.86
cis-1,2-Dichloroethene	µg/L	**0.17**	0.32	0.32	0.32	0.32	0.32	0.32	0.32	0.11
Dibromochloromethane	µg/L	0.12	0.23	0.23	0.23	0.23	0.23	0.23	0.23	0.077
Methylene chloride	µg/L	0.16	0.27	0.27	0.27	0.27	0.27	0.27	0.28	0.28
Tetrachloroethene	µg/L	1.3	2.1	1.4	2.4	2.1	2.2	2.1	1.5	2.6
Trichloroethene	µg/L	18	28	18	34	26	29	30	28	41

TABLE 20 (CONT'D)
HISTORICAL SUMMARY DATA - MONITORING WELL M-3 ZONE 1
RIALTO GWTS PERCHLORATE AND VOC REMEDIATION

ANALYTE	UNITS	Feb 2010	May 2010	Aug 2010	Nov 2010	Feb 2011	May 2011	Aug 2011	Nov 2011	Jan 2012
GENERAL CHEMISTRY										
Perchlorate	µg/L	82	78	74	79	58	54	65	52	72
Phenolics	µg/L	NA	NA	NA	NA	4.9	4.9	4.9	4.9	4.9
FIELD PARAMETERS										
Oxygen (Dissolved)	mg/L	7.23	4.39	9.96	6.69	8.88	NS	8.38	10.82	4.95
pH	Units	7.35	7.40	7.98	7.26	6.56	NS	5.78	5.72	6.55
Specific Conductance	µmhos/cm	410	424	379	409	426	NS	489	447	448
Temperature	°C	18.12	21.45	24.18	23.61	21.2	NS	22.8	20.7	17.5
Turbidity	NTU	<5	<5	<5	<5	<5	NS	<5	<5	<5
VOLATILE ORGANIC COMPOUNDS (EPA 524.2):										
1,1-Dichloroethane	µg/L	**0.28**	0.081	**0.21**	**0.28**	**0.29**	**0.31**	**0.22**	**0.29**	**0.17**
1,1-Dichloroethene	µg/L	0.78	0.12	**0.29**	**0.25**	0.18	0.18	0.18	**0.40**	0.18
1,1,1-Trichloroethane	µg/L	0.081	0.081	0.11	0.11	0.11	0.11	0.11	0.11	0.11
1,2-Dichloropropane	µg/L	1.8	1.1	1.5	1.5	1.7	1.9	1.4	1.8	1.4
Bromoform	µg/L	0.23	0.23	0.27	0.27	0.27	0.27	0.27	0.27	0.27
Carbon Disulfide	µg/L	0.35	0.35	0.38	0.38	0.38	0.38	0.38	0.38	0.38
Chloroform	µg/L	0.65	**0.43**[5]	0.55	0.57	0.62	0.74	0.53	0.12	0.52[5]
cis-1,2-Dichloroethene	µg/L	**0.20**	**0.11**	**0.13**	**0.21**	**0.18**	**0.24**	0.085	**0.22**	**0.14**
Dibromochloromethane	µg/L	0.077	0.077	0.13	0.13	0.13	0.13	0.13	0.13	0.13
Methylene chloride	µg/L	0.28	0.28	0.48	0.48	0.48	0.48	0.48	0.48	0.48
Tetrachloroethene	µg/L	1.9	1.0	1.4	1.2	0.95	**0.44**[6]	0.91	1.5	**0.41**[6]
Trichloroethene	µg/L	25	13	17	18	18	14	12	20	9.4

TABLE 20 (CONT'D)
HISTORICAL SUMMARY DATA - MONITORING WELL M-3 ZONE 1
RIALTO GWTS PERCHLORATE AND VOC REMEDIATION

ANALYTE	UNITS	Jun 2012	Aug 2012	Feb 2013	Aug 2013	Feb 2014	Aug 2014	Feb 2015
GENERAL CHEMISTRY								
Perchlorate	µg/L	63	58	75	47	48	46	52
Phenolics	µg/L	4.9	NA	NA	NA	NA	NA	NA
FIELD PARAMETERS								
Oxygen (Dissolved)	mg/L	7.02	6.33	7.80	6.01	5.98	7.86	5.92
pH	Units	7.97	7.40	7.55	7.56	7.70	7.89	7.29
Specific Conductance	µmhos/cm	409	352	437	448	435	424	909
Temperature	°C	25.0	29.0	17.72	21.99	19.73	26.46	18.51
Turbidity	NTU	<5	<5	<5	<5	<5	<5	<5
VOLATILE ORGANIC COMPOUNDS (EPA 524.2):								
1,1-Dichloroethane	µg/L	**0.32**	**0.34**	**0.28**	**0.27**	**0.28**	0.11	**0.22**
1,1-Dichloroethene	µg/L	0.18	0.18	0.18	**0.23**	0.18	0.18	0.18
1,1,1-Trichloroethane	µg/L	0.11	0.11	0.11	0.11	0.11	0.11	0.11
1,2-Dichloropropane	µg/L	1.9	2.0	1.6	1.6	1.5	0.96	1.2
Bromoform	µg/L	0.27	0.27	0.27	0.27	0.27	0.27	0.27
Carbon Disulfide	µg/L	0.38	0.38	0.38	0.38	0.38	0.38	0.38
Chloroform	µg/L	0.87	0.84	0.94	0.81	0.81	**0.42**	0.81
cis-1,2-Dichloroethene	µg/L	**0.16**	**0.19**	**0.18**	**0.17**	**0.16**	0.085	0.085
Dibromochloromethane	µg/L	0.13	0.13	0.13	0.13	0.13	0.13	0.13
Methylene chloride	µg/L	0.48	0.48	0.48	0.48	0.48	0.48	0.48
Tetrachloroethene	µg/L	1.2	1.6	1.0	1.5	1.4	0.67	0.13[(6)]
Trichloroethene	µg/L	21	23	21	23	22	12	13

TABLE 20 (CONT'D)
HISTORICAL SUMMARY DATA - MONITORING WELL M-3 ZONE 1
RIALTO GWTS PERCHLORATE AND VOC REMEDIATION

ANALYTE	UNITS	Jul 2015	MED.	AVG.	STD. DEV.	MIN.	MAX.
GENERAL CHEMISTRY							
Perchlorate	µg/L	33	86.5	94.8	43.9	33	180
Phenolics	µg/L	NA	NC	NC	NC	NC	NC
FIELD PARAMETERS							
Oxygen (Dissolved)	mg/L	5.22	8.20	8.82	2.94	4.39	15.6
pH	Units	7.94	7.68	7.59	0.839	5.72	9.1
Specific Conductance	µmhos/cm	349	398	400	149	180	909
Temperature	°C	23.64	20.7	20.9	3.42	16.3	29.0
Turbidity	NTU	0.2	38.6	43.6	43.7	0.0	92
VOLATILE ORGANIC COMPOUNDS (EPA 524.2):							
1,1-Dichloroethane	µg/L	**0.26**	0.300	0.298	0.0929	0.081	**0.46**
1,1-Dichloroethene	µg/L	0.65	0.340	0.468	0.327	0.12	1.2
1,1,1-Trichloroethane	µg/L	0.11	0.110	0.158	0.0665	0.081	**0.23**
1,2-Dichloropropane	µg/L	1.2	1.90	1.88	0.529	0.96	3.0
Bromoform	µg/L	0.27	NC	NC	NC	NC	NC
Carbon Disulfide	µg/L	0.38	NC	NC	NC	NC	NC
Chloroform	µg/L	0.66[5]	0.720	0.666	0.253	0.12	1.1
cis-1,2-Dichloroethene	µg/L	0.085	NC	NC	NC	0.085	**0.33**
Dibromochloromethane	µg/L	0.13	NC	NC	NC	NC	NC
Methylene chloride	µg/L	0.48	NC	NC	NC	NC	NC
Tetrachloroethene	µg/L	2.0	1.50	1.51	0.667	0.13	2.6
Trichloroethene	µg/L	17	21.0	21.7	8.33	8.8	41

TABLE 21
HISTORICAL SUMMARY DATA - MONITORING WELL M-3 ZONE 2
RIALTO GWTS PERCHLORATE AND VOC REMEDIATION

ANALYTE	UNITS	Jul 2005	Dec 2005	Jan 2006	May 2006	Aug 2006	Nov 2006	Feb 2007	May 2007	Aug 2007
GENERAL CHEMISTRY										
Perchlorate	µg/L	110	150	190	250	180	190	180	170	81
Phenolics	µg/L	NA	NA	NA	NA	NA	NA	NA	NA	NA
FIELD PARAMETERS										
Oxygen (Dissolved)	mg/L	9.1	10.4	12.2	13.5	12.8	8.3	8.5	13	14.8
pH	Units	8.20	8.40	6.80	7.90	8.20	7.50	8.30	8.57	8.4
Specific Conductance	µmhos/cm	350	260	0	370	350	380	220	190	260
Temperature	°C	19.0	17.0	17.9	20.5	21.5	17.7	15.1	17.4	22.3
Turbidity	NTU	<5	<5	<5	<5	<5	<5	<5	<5	<5
VOLATILE ORGANIC COMPOUNDS (EPA 524.2):										
1,1-Dichloroethane	µg/L	**0.31**	**0.43**	**0.46**	**0.43**	0.53	0.51	**0.41**	**0.36**	**0.26**
1,1-Dichloroethene	µg/L	**0.43**	0.85	1.2	0.64	0.15	0.94	**0.46**	1.3	0.75
1,1,1-Trichloroethane	µg/L	0.16	**0.29**	**0.40**	**0.21**	**0.27**	0.27	**0.27**	**0.28**	0.27
1,2-Dichloropropane	µg/L	2.3	2.6	2.6	2.8	3.3	3.3	2.7	2.1	1.6
Acetone	µg/L	ND	ND	ND	ND	ND	ND	ND	ND	6.2
Bromoform	µg/L	0.33	0.20	0.20	0.33	0.68[5,6]	0.22	0.22	0.22	0.22
Chloroform	µg/L	**0.24**	**0.39**	**0.47**	0.57[5]	0.69[5]	1.0	0.93	0.95[5]	0.63
Chloromethane	µg/L	0.17	0.36	0.36	0.17	**0.14**[5]	0.14	0.14	0.072	0.14
cis-1,2-Dichloroethene	µg/L	0.19	0.19	0.19	**0.30**	**0.22**	**0.30**	**0.26**	**0.24**	**0.20**
Dibromochloromethane	µg/L	0.14	0.19	0.19	0.14	**0.19**	0.12	0.12	0.12	0.12
Methylene chloride	µg/L	1.1[5]	1.6	1.5[5]	1.0[5]	**0.44**[5]	0.16	0.16	0.16	0.16
Tetrachloroethene	µg/L	1.1	1.7	2.4	1.6	2.4	2.5	2.4	2.4	1.6
Trichloroethene	µg/L	4.4[6]	9.2[6]	13	14	19	37	39	35	24

TABLE 21 (CONT'D)
HISTORICAL SUMMARY DATA - MONITORING WELL M-3 ZONE 2
RIALTO GWTS PERCHLORATE AND VOC REMEDIATION

ANALYTE	UNITS	Nov 2007	Jan 2008	May 2008	Aug 2008	Nov 2008	Feb 2009	May 2009	Aug 2009	Nov 2009
GENERAL CHEMISTRY										
Perchlorate	µg/L	79	67	73	73	86	75	92	91	81
Phenolics	µg/L	NA	NA	NA	NA	NA	NA	NA	NA	NA
FIELD PARAMETERS										
Oxygen (Dissolved)	mg/L	10.4	6.0	7.3	8.37	8.16	7.12	8.15	8.90	7.87
pH	Units	8.5	9.0	8.8	8.23	7.90	7.90	7.84	8.10	7.81
Specific Conductance	µmhos/cm	170	300	378	326	323	410	460	395	377
Temperature	°C	20.0	16.1	21.6	25.8	19.4	17.9	19.6	26.5	24.19
Turbidity	NTU	<5	<5	<5	<5	<5	<5	<5	42	91
VOLATILE ORGANIC COMPOUNDS (EPA 524.2):										
1,1-Dichloroethane	µg/L	**0.17**	**0.17**	0.25	**0.22**	**0.25**	**0.29**	**0.28**	**0.30**	0.081
1,1-Dichloroethene	µg/L	**0.49**	0.53	0.69	0.80	1.0	0.87	1.1	0.96	1.4
1,1,1-Trichloroethane	µg/L	0.27	0.14	0.27	0.18	0.18	0.18	0.18	0.14	0.081
1,2-Dichloropropane	µg/L	1.2	1.1	1.2	1.3	1.5	1.7	1.5	1.8	1.9
Acetone	µg/L	6.2	6.2	7.4	7.4	7.4	7.4	7.4	7.4	4.6
Bromoform	µg/L	0.22	0.24	0.31	0.24	0.24	0.24	0.24	0.24	0.23
Chloroform	µg/L	0.61	0.65	0.75	0.72	0.23	0.87	0.76	0.79	0.92
Chloromethane	µg/L	0.14	0.20	0.35	0.20	0.20	0.20	0.20	0.20	0.11
cis-1,2-Dichloroethene	µg/L	**0.12**	0.32	0.32	0.32	0.32	0.32	0.32	0.32	0.11
Dibromochloromethane	µg/L	0.12	0.23	0.23	0.23	0.23	0.23	0.23	0.23	0.077
Methylene chloride	µg/L	0.16	0.27	0.27	0.27	0.27	0.27	0.27	0.28	0.28
Tetrachloroethene	µg/L	0.99	1.2	1.7	1.4	1.9	1.9	1.9	1.5	2.5
Trichloroethene	µg/L	16	17	23	21	25	24	25	20	31

TABLE 21 (CONT'D)
HISTORICAL SUMMARY DATA - MONITORING WELL M-3 ZONE 2
RIALTO GWTS PERCHLORATE AND VOC REMEDIATION

ANALYTE	UNITS	Feb 2010	May 2010	Aug 2010	Nov 2010	Feb 2011	May 2011	Aug 2011	Nov 2011
GENERAL CHEMISTRY									
Perchlorate	µg/L	83	78	77	71	70	74	78	73
Phenolics	µg/L	NA	NA	NA	NA	4.9	4.9	4.9	4.9
FIELD PARAMETERS									
Oxygen (Dissolved)	mg/L	7.55	4.85	7.62	6.54	8.89	NS	8.67	11.01
pH	Units	7.50	7.68	7.78	7.20	6.93	NS	6.85	6.76
Specific Conductance	µmhos/cm	409	179	381	409	364	NS	452	412
Temperature	°C	18.29	22.02	24.02	23.77	20.1	NS	22.1	20.4
Turbidity	NTU	<5	<5	<5	<5	<5	NS	<5	<5
VOLATILE ORGANIC COMPOUNDS (EPA 524.2):									
1,1-Dichloroethane	µg/L	**0.30**	**0.26**	**0.37**	**0.41**	**0.25**	**0.40**	**0.27**	**0.32**
1,1-Dichloroethene	µg/L	1.3	0.99	1.4	1.7	0.76	1.1	**0.48**	0.98
1,1,1-Trichloroethane	µg/L	**0.13**	0.081	0.11	**0.14**	0.11	0.11	0.11	0.11
1,2-Dichloropropane	µg/L	1.8	1.3	1.9	1.9	1.3	2.0	1.5	1.8
Acetone	µg/L	4.6	4.6	4.6	4.6	15[6]	4.6	4.6	4.6
Bromoform	µg/L	0.23	0.23	0.27	0.27	0.27	0.27	0.27	0.27
Chloroform	µg/L	0.78	0.67[5]	0.94	0.97	0.73	1.0	0.72	**0.30**[5]
Chloromethane	µg/L	0.11	0.11	0.14	0.14	0.14	0.14	0.14	0.14
cis-1,2-Dichloroethene	µg/L	**0.21**	**0.18**	**0.23**	**0.27**	**0.15**	**0.25**	0.085	**0.23**
Dibromochloromethane	µg/L	0.077	0.077	0.13	0.13	0.13	0.13	0.13	0.13
Methylene chloride	µg/L	0.28	0.28	0.48	0.48	0.48	0.48	0.48	0.48
Tetrachloroethene	µg/L	2.2	1.9	2.6	2.8	1.6	2.4	1.4	2.1
Trichloroethene	µg/L	28	22	33	36	22	28	18	28

TABLE 21 (CONT'D)
HISTORICAL SUMMARY DATA - MONITORING WELL M-3 ZONE 2
RIALTO GWTS PERCHLORATE AND VOC REMEDIATION

ANALYTE	UNITS	Jan 2012	Jun 2012	Aug 2012	Feb 2013	Aug 2013	Feb 2014	Aug 2014	Feb 2015
GENERAL CHEMISTRY									
Perchlorate	µg/L	79	85	75	86	61	68	52	58
Phenolics	µg/L	4.9	NA	NA	NA	NA	NA	NA	NA
FIELD PARAMETERS									
Oxygen (Dissolved)	mg/L	3.85	7.30	7.01	7.69	6.16	6.02	7.81	5.96
pH	Units	7.17	7.62	7.23	7.53	7.55	7.71	7.80	6.45
Specific Conductance	µmhos/cm	429	417	411	440	446	439	432	941
Temperature	°C	17.3	24.5	27.0	17.04	21.85	18.14	23.52	19.00
Turbidity	NTU	<5	<5	<5	<5	<5	<5	<5	<5
VOLATILE ORGANIC COMPOUNDS (EPA 524.2):									
1,1-Dichloroethane	µg/L	**0.23**	**0.33**	**0.37**	**0.33**	**0.31**	**0.30**	0.11	**0.15**
1,1-Dichloroethene	µg/L	0.59	0.61	0.18	2.0	0.97	1.4	0.18	1.0
1,1,1-Trichloroethane	µg/L	0.11	0.11	0.11	0.11	0.11	0.11	0.11	0.11
1,2-Dichloropropane	µg/L	1.5	1.8	1.8	1.5	1.4	1.4	0.83	1.1
Acetone	µg/L	4.6	4.6	4.6	4.6	4.6	4.6	4.6	4.6
Bromoform	µg/L	0.27	0.27	0.27	0.27	0.27	0.27	0.27	0.27
Chloroform	µg/L	0.70[5]	1.1	1.2	1.2	1.1	1.1	0.54	0.81
Chloromethane	µg/L	0.14	0.14	0.14	0.14	0.14	0.14	0.14	0.14
cis-1,2-Dichloroethene	µg/L	**0.16**	0.085	**0.20**	**0.21**	**0.18**	**0.18**	0.085	0.085
Dibromochloromethane	µg/L	0.13	0.13	0.13	0.13	0.13	0.13	0.13	0.13
Methylene chloride	µg/L	0.48	0.48	0.48	0.48	0.48	0.48	0.48	0.48
Tetrachloroethene	µg/L	1.3	2.9	2.8	3.0	3.2	2.8	1.5	2.0
Trichloroethene	µg/L	17	39	35	27	38	30	21	28

TABLE 21 (CONT'D)
HISTORICAL SUMMARY DATA - MONITORING WELL M-3 ZONE 2
RIALTO GWTS PERCHLORATE AND VOC REMEDIATION

ANALYTE	UNITS	Jul 2015	MED.	AVG.	STD. DEV.	MIN.	MAX.
GENERAL CHEMISTRY							
Perchlorate	µg/L	39	76.0	75.5	15.9	39	110
Phenolics	µg/L	NA	NC	NC	NC	NC	NC
FIELD PARAMETERS							
Oxygen (Dissolved)	mg/L	5.31	8.01	8.49	2.81	3.85	14.8
pH	Units	7.89	7.81	7.76	0.662	6.45	9.0
Specific Conductance	µmhos/cm	356	379	372	180	0	941
Temperature	°C	23.40	20.3	20.7	3.34	15.1	27.0
Turbidity	NTU	0.3	42.0	44.9	45.4	0.1	91
VOLATILE ORGANIC COMPOUNDS (EPA 524.2):							
1,1-Dichloroethane	µg/L	**0.24**	0.300	0.305	0.115	0.081	0.53
1,1-Dichloroethene	µg/L	**0.32**	0.870	0.883	0.474	0.15	2.0
1,1,1-Trichloroethane	µg/L	0.11	0.140	0.173	0.0870	0.081	**0.40**
1,2-Dichloropropane	µg/L	1.2	1.70	1.80	0.662	0.83	3.3
Acetone	µg/L	4.6	NC	NC	NC	NC	NC
Bromoform	µg/L	0.27	NC	NC	NC	NC	NC
Chloroform	µg/L	0.75[5]	0.790	0.805	0.268	0.23	1.2
Chloromethane	µg/L	0.14	NC	NC	NC	NC	NC
cis-1,2-Dichloroethene	µg/L	0.085	NC	NC	NC	0.085	**0.30**
Dibromochloromethane	µg/L	0.13	NC	NC	NC	0.077	**0.19**
Methylene chloride	µg/L	0.48	0.480	0.427	0.329	0.16	1.6
Tetrachloroethene	µg/L	2.3	2.00	2.06	0.628	0.99	3.2
Trichloroethene	µg/L	25	25.0	25.3	8.78	4.4	39

TABLE 22
HISTORICAL SUMMARY DATA - MONITORING WELL M-3 ZONE 3
RIALTO GWTS PERCHLORATE AND VOC REMEDIATION

ANALYTE	UNITS	Jul 2005	Dec 2005	Jan 2006	May 2006	Aug 2006	Nov 2006	Feb 2007	May 2007	Aug 2007
GENERAL CHEMISTRY										
Perchlorate	µg/L	85	67	43	71	68	85	100	130	140
FIELD PARAMETERS										
Oxygen (Dissolved)	mg/L	9	10.4	13.4	6.9	7.1	8.4	7.4	14.5	15.4
pH	Units	7.9	8.2	7.4	8.0	8.5	6.5	8.4	8.59	8.4
Specific Conductance	µmhos/cm	340	280	350	350	330	360	200	190	250
Temperature	°C	18.0	17.0	17.0	19.6	21.2	17.7	14.9	17.7	22.1
Turbidity	NTU	<5	<5	<5	<5	<5	<5	<5	<5	<5
VOLATILE ORGANIC COMPOUNDS (EPA 524.2):										
1,1-Dichloroethane	µg/L	**0.22**	0.17	0.17	**0.16**	**0.20**	**0.28**	**0.26**	**0.31**	**0.42**
1,1-Dichloroethene	µg/L	**0.20**	0.19	**0.22**	**0.16**	0.15	**0.36**	0.15	0.80	0.54
1,1,1-Trichloroethane	mg/L	0.16	0.16	0.16	0.16	0.27	0.27	0.27	0.27	0.27
1,2-Dichloroethane	µg/L	0.25	0.21	0.21	0.25	0.25	0.25	0.25	0.25	0.25
1,2-Dichloropropane	µg/L	1.5	0.90	0.56	0.87	1.1	1.7	1.7	1.9	2.7
Bromodichloromethane	µg/L	0.12	0.51[6]	0.18	0.12	0.11	0.11	0.11	0.13	0.13
Bromoform	µg/L	0.33	0.20	0.20	0.33	0.82[5,6]	0.22	0.22	0.22	3.1[6]
Chloroform	µg/L	**0.19**	0.84	0.19	0.11	**0.14[5]**	**0.35**	**0.24**	**0.32[5]**	**0.24**
cis-1,2-Dichloroethene	µg/L	0.13	0.13	0.13	0.13	0.13	0.13	0.13	**0.19**	**0.26**
Dibromochloromethane	µg/L	0.14	**0.31[6]**	0.61[6]	0.14	**0.37[5,6]**	0.12	0.12	0.12	1.3[6]
Methylene chloride	µg/L	1.1[5]	0.94	0.94	0.87[5]	**0.89[5]**	1.1[5]	**0.52**	0.16	**0.28**
Tetrachloroethene	µg/L	0.81[6]	**0.24[6]**	0.67[6]	0.56[6]	0.90[6]	1.2	1.3	1.7	2.2
Trichloroethene	µg/L	3.4	1.6	0.78	1.0	1.9	5.4	8.8	14	25
Trihalomethanes (Total)	µg/L	0.65	**1.70**	0.70	NA	NA	NA	NA	NA	NA

TABLE 22 (CONT'D)
HISTORICAL SUMMARY DATA - MONITORING WELL M-3 ZONE 3
RIALTO GWTS PERCHLORATE AND VOC REMEDIATION

ANALYTE	UNITS	Nov 2007	Jan 2008	May 2008	Aug 2008	Nov 2008	Feb 2009	May 2009	Aug 2009	Nov 2009
GENERAL CHEMISTRY										
Perchlorate	µg/L	140	140	150	140	130	120	140	120	110
FIELD PARAMETERS										
Oxygen (Dissolved)	mg/L	10.8	8.0	8.5	7.50	8.30	6.54	8.55	9.32	7.88
pH	Units	8.4	9.2	8.8	8.12	8.10	7.94	7.65	8.11	7.91
Specific Conductance	µmhos/cm	180	330	409	355	338	430	561	407	386
Temperature	°C	19.4	16.5	20.0	23.8	18.8	17.5	19.6	25.6	22.73
Turbidity	NTU	<5	<5	<5	7.7	<5	<5	<5	37	110
VOLATILE ORGANIC COMPOUNDS (EPA 524.2):										
1,1-Dichloroethane	µg/L	**0.30**	**0.42**	**0.38**	**0.42**	**0.33**	**0.38**	**0.31**	**0.36**	0.081
1,1-Dichloroethene	µg/L	0.65	0.96	1.0	1.5	1.1	1.0	1.2	1.2	1.6
1,1,1-Trichloroethane	µg/L	0.27	**0.16**	0.27	0.18	0.18	0.18	0.18	0.14	0.081
1,2-Dichloroethane	µg/L	**0.10**	0.24	0.24	0.24	0.24	0.24	0.24	0.24	0.14
1,2-Dichloropropane	µg/L	2.2	2.6	2.6	2.5	2.2	2.3	1.9	2.4	2.0
Bromodichloromethane	µg/L	0.13	0.30	0.30	0.30	0.30	0.30	0.30	0.30	0.12
Bromoform	µg/L	0.22	0.24	0.31	0.24	0.24	0.24	0.24	0.24	0.23
Chloroform	µg/L	**0.45**	0.63	0.82	0.92	0.23	0.86	0.77	0.94	1.0
cis-1,2-Dichloroethene	µg/L	**0.20**	0.32	0.32	0.32	0.32	0.32	0.32	0.32	0.11
Dibromochloromethane	µg/L	0.12	0.23	0.23	0.23	0.23	0.23	0.23	0.23	0.077
Methylene chloride	µg/L	0.16	0.27	**0.63**	**0.43**	0.27	**0.48**	0.27	0.28	0.28
Tetrachloroethene	µg/L	1.6	2.4	3.0	2.8	2.4	2.6	2.1	2.0	2.7
Trichloroethene	µg/L	19	29	37	39	29	34	30	31	38
Trihalomethanes (Total)	µg/L	NA	NA	NA	NA	NA	NA	NA	NA	NA

TABLE 22 (CONT'D)
HISTORICAL SUMMARY DATA - MONITORING WELL M-3 ZONE 3
RIALTO GWTS PERCHLORATE AND VOC REMEDIATION

ANALYTE	UNITS	Feb 2010	May 2010	Aug 2010	Nov 2010	Feb 2011	May 2011	Aug 2011	Nov 2011	Jan 2012
GENERAL CHEMISTRY										
Perchlorate	µg/L	120	100	110	96	93	83	81	75	82
FIELD PARAMETERS										
Oxygen (Dissolved)	mg/L	7.89	5.07	7.94	6.98	9.62	4.27	10.31	9.37	4.48
pH	Units	7.46	7.64	7.91	7.34	7.20	7.69	7.10	7.06	7.36
Specific Conductance	µmhos/cm	419	159	380	401	363	421	420	412	412
Temperature	°C	19.19	21.71	23.93	23.37	20.40	20.84	24.70	20.90	17.82
Turbidity	NTU	<5	<5	<5	<5	<5	<5	<5	<5	<5
VOLATILE ORGANIC COMPOUNDS (EPA 524.2):										
1,1-Dichloroethane	µg/L	**0.33**	**0.30**	**0.42**	**0.41**	**0.39**	**0.40**	**0.34**	**0.33**	**0.34**
1,1-Dichloroethene	µg/L	1.4	1.2	1.7	1.9	1.9	1.9	1.3	1.3	1.1
1,1,1-Trichloroethane	µg/L	**0.14**	0.081	0.11	**0.15**	0.11	**0.12**	0.11	0.11	0.11
1,2-Dichloroethane	µg/L	0.14	0.14	0.17	0.17	0.17	0.17	0.17	0.17	0.17
1,2-Dichloropropane	µg/L	2.0	1.6	2.1	2.0	2.0	2.0	1.9	1.7	1.8
Bromodichloromethane	µg/L	0.12	0.12	0.14	0.14	0.14	0.14	0.14	0.14	0.14
Bromoform	µg/L	0.23	0.23	0.27	0.27	0.27	0.27	0.27	0.27	0.27
Chloroform	µg/L	0.81	0.80[5]	1.0	1.1	1.1	1.2	1.1	**0.39**[5]	0.96[5]
cis-1,2-Dichloroethene	µg/L	**0.22**	**0.18**	**0.24**	**0.28**	**0.25**	**0.26**	**0.20**	**0.23**	**0.20**
Dibromochloromethane	µg/L	0.077	0.077	0.13	0.13	0.13	0.13	0.13	0.13	0.13
Methylene chloride	µg/L	0.28	0.28	0.48	0.48	0.48	0.48	0.48	0.48	0.48
Tetrachloroethene	µg/L	2.3	2.1	2.8	2.8	2.8	3.1	2.6	2.3	2.4
Trichloroethene	µg/L	30	27	39	38	39	36	32	31	30
Trihalomethanes (Total)	µg/L	NA	NA	NA	NA	NA	NA	NA	NA	NA

TABLE 22 (CONT'D)
HISTORICAL SUMMARY DATA - MONITORING WELL M-3 ZONE 3
RIALTO GWTS PERCHLORATE AND VOC REMEDIATION

ANALYTE	UNITS	Jun 2012	Aug 2012	Feb 2013	Aug 2013	Feb 2014	Aug 2014	Feb 2015
GENERAL CHEMISTRY								
Perchlorate	µg/L	72	70	81	59	62	66	58
FIELD PARAMETERS								
Oxygen (Dissolved)	mg/L	6.52	7.20	7.98	5.13	6.07	8.12	5.45
pH	Units	7.85	7.21	7.58	7.57	7.74	7.87	7.43
Specific Conductance	µmhos/cm	409	402	427	441	429	420	877
Temperature	°C	24.62	25.25	16.49	21.72	17.23	23.85	21.70
Turbidity	NTU	<5	<5	<5	<5	<5	0.5	<5
VOLATILE ORGANIC COMPOUNDS (EPA 524.2):								
1,1-Dichloroethane	µg/L	**0.35**	**0.36**	**0.36**	**0.34**	**0.40**	0.11	**0.27**
1,1-Dichloroethene	µg/L	1.3	1.4	1.7	1.6	1.3	0.78	1.7
1,1,1-Trichloroethane	µg/L	0.11	0.11	0.11	0.11	0.11	0.11	1.70
1,2-Dichloroethane	µg/L	0.17	0.17	0.17	0.17	0.17	0.17	0.17
1,2-Dichloropropane	µg/L	1.8	2.0	1.9	1.8	1.9	1.1	1.4
Bromodichloromethane	µg/L	0.14	0.14	0.14	0.14	0.14	0.14	0.14
Bromoform	µg/L	0.27	0.27	0.27	0.27	0.27	0.27	0.27
Chloroform	µg/L	1.1	1.2	1.1	1.1	1.3	0.78	1.0
cis-1,2-Dichloroethene	µg/L	**0.17**	0.085	0.085	**0.18**	**0.21**	0.085	**0.11**
Dibromochloromethane	µg/L	0.13	0.13	0.13	0.13	0.13	0.13	0.13
Methylene chloride	µg/L	0.48	0.48	0.48	0.48	0.48	0.48	0.48
Tetrachloroethene	µg/L	2.8	2.8	3.4	3.3	3.8	1.9	2.9
Trichloroethene	µg/L	37	36	38	38	46	26	30
Trihalomethanes (Total)	µg/L	NA	NA	NA	NA	NA	NA	NA

TABLE 22 (CONT'D)
HISTORICAL SUMMARY DATA - MONITORING WELL M-3 ZONE 3
RIALTO GWTS PERCHLORATE AND VOC REMEDIATION

ANALYTE	UNITS	Jul 2015	MED.	AVG.	STD. DEV.	MIN.	MAX.
GENERAL CHEMISTRY							
Perchlorate	µg/L	39	85.0	95.0	33.0	39	150
FIELD PARAMETERS							
Oxygen (Dissolved)	mg/L	5.66	7.94	8.26	2.82	4.27	15.4
pH	Units	7.91	7.87	7.83	0.618	6.5	9.2
Specific Conductance	µmhos/cm	344	386	384	149	159	877
Temperature	°C	23.13	20.4	20.4	3.10	14.9	25.6
Turbidity	NTU	0.2	7.70	37.9	50.9	0.0	110
VOLATILE ORGANIC COMPOUNDS (EPA 524.2):							
1,1-Dichloroethane	µg/L	**0.28**	0.330	0.308	0.0984	0.081	**0.42**
1,1-Dichloroethene	µg/L	1.4	1.20	1.08	0.578	0.15	1.9
1,1,1-Trichloroethane	µg/L	0.11	0.150	0.200	0.261	0.081	**0.16**
1,2-Dichloroethane	µg/L	0.17	0.170	0.192	0.0475	**0.10**	**0.10**
1,2-Dichloropropane	µg/L	1.3	1.90	1.82	0.553	0.56	2.7
Bromodichloromethane	µg/L	0.14	NC	NC	NC	NC	NC
Bromoform	µg/L	0.27	NC	NC	NC	NC	NC
Chloroform	µg/L	1.0[5]	0.860	0.777	0.388	0.11	1.3
cis-1,2-Dichloroethene	µg/L	**0.11**	NC	NC	NC	0.085	**0.28**
Dibromochloromethane	µg/L	0.13	NC	NC	NC	NC	NC
Methylene chloride	µg/L	0.48	NC	NC	NC	0.16	**0.63**
Tetrachloroethene	µg/L	2.7	2.40	2.27	0.890	**0.24**	3.8
Trichloroethene	µg/L	27	30.0	26.3	14.0	0.78	46
Trihalomethanes (Total)	µg/L	NA	NC	NC	NC	0.65	**1.70**

TABLE 23
HISTORICAL SUMMARY DATA - MONITORING WELL M-3 ZONE 4
RIALTO GWTS PERCHLORATE AND VOC REMEDIATION

ANALYTE	UNITS	Jul 2005	Dec 2005	Jan 2006	May 2006	Aug 2006	Nov 2006	Feb 2007	May 2007	Aug 2007
GENERAL CHEMISTRY										
Perchlorate	µg/L	92	35	37	62	58	81	91	130	120
FIELD PARAMETERS										
Oxygen (Dissolved)	mg/L	7.0	10.7	8.9	8.9	9.0	8.2	7.1	15.8	16.2
pH	Units	8.2	8.7	7.5	8.7	8.9	6.0	8.7	8.99	8.4
Specific Conductance	µmhos/cm	320	210	290	290	280	360	170	170	230
Temperature	°C	19.0	17.0	16.0	18.6	21.9	18.3	14.8	17.2	21.4
Turbidity	NTU	<5	<5	<5	<5	<5	<5	<5	<5	<5
VOLATILE ORGANIC COMPOUNDS (EPA 524.2):										
1,1-Dichloroethane	µg/L	**0.23**	0.17	0.17	**0.17**	0.10	**0.26**	**0.26**	**0.32**	**0.38**
1,1-Dichloroethene	µg/L	0.14	0.19	0.19	**0.22**	0.15	**0.32**	**0.35**	0.64	0.79
1,1,1-Trichloroethane	mg/L	0.16	0.16	0.16	0.16	0.27	0.27	0.27	0.27	0.27
1,2-Dichloropropane	µg/L	1.5	**0.44**[6]	**0.46**[6]	0.87	0.53[6]	1.6	1.6	1.9	2.4
Bromoform	µg/L	0.33	0.20	0.20	0.33	**0.42**[5,6]	0.22	0.22	0.22	0.22
Chloroform	µg/L	**0.22**	0.19	0.19	0.11	0.076	**0.35**	**0.24**	**0.33**[5]	**0.15**
cis-1,2-Dichloroethene	µg/L	0.13	0.13	0.13	0.13	0.13	0.13	0.13	**0.18**	**0.24**
Dibromochloromethane	µg/L	0.14	0.19	0.19	0.14	**0.23**[5,6]	0.12	0.12	0.12	0.12
Methylene chloride	µg/L	1.1[5]	0.94	0.94	**0.75**[5]	**0.39**[5]	**0.96**[5]	**0.38**	0.16	**0.17**
Tetrachloroethene	µg/L	0.87[6]	**0.36**[6]	0.59[6]	0.75[6]	**0.35**[6]	1.2[6]	1.4	1.7	2.1
Trichloroethene	µg/L	3.9	0.54	0.74	1.2	0.79	5.0	8.2	14	20

TABLE 23 (CONT'D)
HISTORICAL SUMMARY DATA - MONITORING WELL M-3 ZONE 4
RIALTO GWTS PERCHLORATE AND VOC REMEDIATION

ANALYTE	UNITS	Nov 2007	Jan 2008	May 2008	Aug 2008	Nov 2008	Feb 2009	May 2009	Aug 2009	Nov 2009
GENERAL CHEMISTRY										
Perchlorate	µg/L	140	130	140	140	100	120	130	120	110
FIELD PARAMETERS										
Oxygen (Dissolved)	mg/L	10.1	6.2	7.6	7.57	8.37	6.53	8.55	9.19	9.50
pH	Units	8.5	9.4	8.7	8.82	8.0	8.17	8.02	8.15	7.80
Specific Conductance	µmhos/cm	170	290	369	320	318	397	352	371	349
Temperature	°C	19.7	17.6	18.8	24.0	18.5	17.8	22.6	24.4	24.15
Turbidity	NTU	<5	<5	<5	9.2	<5	<5	<5	64	10
VOLATILE ORGANIC COMPOUNDS (EPA 524.2):										
1,1-Dichloroethane	µg/L	**0.32**	**0.39**	**0.39**	**0.41**	**0.35**	**0.38**	**0.32**	**0.37**	0.081
1,1-Dichloroethene	µg/L	0.68	0.89	1.1	1.3	1.2	1.1	1.2	1.3	1.5
1,1,1-Trichloroethane	µg/L	0.27	**0.15**	0.27	0.18	0.18	0.18	0.18	0.14	0.081
1,2-Dichloropropane	µg/L	2.4	2.6	2.6	2.5	2.3	2.2	1.7	2.2	1.9
Bromoform	µg/L	0.22	0.24	0.31	0.24	0.24	0.24	0.24	0.24	0.23
Chloroform	µg/L	**0.46**	0.56	0.86	0.89	0.23	1.0	0.87	0.96	1.1
cis-1,2-Dichloroethene	µg/L	**0.19**	0.32	0.32	0.32	0.32	0.32	0.32	0.32	0.11
Dibromochloromethane	µg/L	0.12	0.23	0.23	0.23	0.23	0.23	0.23	0.23	0.077
Methylene chloride	µg/L	0.16	0.27	**0.54**	**0.43**	0.27	0.27	0.27	0.28	0.28
Tetrachloroethene	µg/L	1.7	2.3	3.2	2.8	2.6	2.6	2.6	2.2	2.7
Trichloroethene	µg/L	20	26	39	36	33	37	33	33	40

TABLE 23 (CONT'D)
HISTORICAL SUMMARY DATA - MONITORING WELL M-3 ZONE 4
RIALTO GWTS PERCHLORATE AND VOC REMEDIATION

ANALYTE	UNITS	Feb 2010	May 2010	Aug 2010	Nov 2010	Feb 2011	May 2011	Aug 2011	Nov 2011	Jan 2012
GENERAL CHEMISTRY										
Perchlorate	µg/L	110	94	98	91	92	87	80	65	76
FIELD PARAMETERS										
Oxygen (Dissolved)	mg/L	6.91	4.18	7.25	6.65	9.77	4.34	7.09	8.80	7.03
pH	Units	7.57	7.43	8.00	7.26	7.32	7.78	7.31	7.17	7.43
Specific Conductance	µmhos/cm	377	162	350	369	335	386	410	386	390
Temperature	°C	19.70	20.79	22.97	24.02	20.10	20.08	24.0	20.9	18.72
Turbidity	NTU	<5	<5	<5	<5	<5	<5	<5	<5	<5
VOLATILE ORGANIC COMPOUNDS (EPA 524.2):										
1,1-Dichloroethane	µg/L	**0.31**	**0.30**	**0.35**	**0.42**	**0.40**	**0.42**	**0.41**	**0.33**	**0.31**
1,1-Dichloroethene	µg/L	1.5	1.4	1.4	1.9	1.7	2.0	1.6	1.3	1.1
1,1,1-Trichloroethane	µg/L	**0.14**	0.081	0.11	**0.15**	0.11	**0.11**	**0.12**	0.11	0.11
1,2-Dichloropropane	µg/L	1.9	1.5	2.0	2.0	2.0	2.0	1.9	1.7	1.8
Bromoform	µg/L	0.23	0.23	0.27	0.27	0.27	0.27	0.27	0.27	0.27
Chloroform	µg/L	0.90	0.84[5]	1.0	1.0	1.2	1.2	1.0	**0.40[5]**	0.96[5]
cis-1,2-Dichloroethene	µg/L	**0.23**	**0.20**	**0.23**	**0.28**	**0.24**	**0.27**	0.085	**0.22**	**0.20**
Dibromochloromethane	µg/L	0.077	0.077	0.13	0.13	0.13	0.13	0.13	0.13	0.13
Methylene chloride	µg/L	0.28	0.28	0.48	0.48	0.48	0.48	0.48	0.48	0.48
Tetrachloroethene	µg/L	2.5	2.3	2.6	2.9	2.7	3.1	2.7	2.4	2.3
Trichloroethene	µg/L	32	27	36	37	39	36	34	31	30

TABLE 23 (CONT'D)
HISTORICAL SUMMARY DATA - MONITORING WELL M-3 ZONE 4
RIALTO GWTS PERCHLORATE AND VOC REMEDIATION

ANALYTE	UNITS	Jun 2012	Aug 2012	Feb 2013	Aug 2013	Feb 2014	Aug 2014	Feb 2015
GENERAL CHEMISTRY								
Perchlorate	µg/L	70	66	79	59	60	61	60
FIELD PARAMETERS								
Oxygen (Dissolved)	mg/L	5.74	5.28	7.95	5.00	5.13	8.11	6.48
pH	Units	7.41	7.21	7.66	7.67	7.87	7.88	7.63
Specific Conductance	µmhos/cm	374	366	402	411	412	389	840
Temperature	°C	23.50	26.49	16.61	21.05	16.90	23.69	20.68
Turbidity	NTU	<5	<5	<5	<5	<5	<5	<5
VOLATILE ORGANIC COMPOUNDS (EPA 524.2):								
1,1-Dichloroethane	µg/L	**0.32**	**0.36**	**0.36**	**0.34**	**0.37**	0.11	**0.30**
1,1-Dichloroethene	µg/L	1.3	1.4	1.7	1.8	1.3	0.81	1.6
1,1,1-Trichloroethane	µg/L	0.11	0.11	0.11	0.11	0.11	0.11	0.11
1,2-Dichloropropane	µg/L	1.8	1.8	1.8	1.7	1.6	0.89	1.4
Bromoform	µg/L	0.27	0.27	0.27	0.27	0.27	0.27	0.27
Chloroform	µg/L	1.0	1.0	1.1	1.1	1.1	0.85	0.89
cis-1,2-Dichloroethene	µg/L	**0.16**	**0.18**	**0.18**	**0.17**	**0.18**	0.085	**0.17**
Dibromochloromethane	µg/L	0.13	0.13	0.13	0.13	0.13	0.13	0.13
Methylene chloride	µg/L	0.48	0.48	0.48	0.48	0.48	0.48	0.48
Tetrachloroethene	µg/L	2.8	2.6	3.4	3.3	3.6	1.9	3.1
Trichloroethene	µg/L	35	33	40	38	42	26	30

TABLE 23 (CONT'D)
HISTORICAL SUMMARY DATA - MONITORING WELL M-3 ZONE 4
RIALTO GWTS PERCHLORATE AND VOC REMEDIATION

ANALYTE	UNITS	Jul 2015	MED.	AVG.	STD. DEV.	MIN.	MAX.
GENERAL CHEMISTRY							
Perchlorate	µg/L	39	91.0	89.1	32.2	35	140
FIELD PARAMETERS							
Oxygen (Dissolved)	mg/L	5.50	7.57	8.03	2.94	4.18	16.2
pH	Units	7.99	7.88	7.94	0.771	6.0	9.4
Specific Conductance	µmhos/cm	316	352	350	142	162	840
Temperature	°C	23.50	20.1	20.5	3.13	14.8	26.49
Turbidity	NTU	0.0	9.60	24.5	30.9	0.00	64
VOLATILE ORGANIC COMPOUNDS (EPA 524.2):							
1,1-Dichloroethane	µg/L	**0.25**	0.320	0.304	0.101	0.081	**0.42**
1,1-Dichloroethene	µg/L	1.6	1.30	1.10	0.577	0.14	2.0
1,1,1-Trichloroethane	µg/L	0.11	0.140	0.156	0.0623	0.081	**0.15**
1,2-Dichloropropane	µg/L	1.1	1.90	1.89	0.457	**0.44**	2.6
Bromoform	µg/L	0.27	NC	NC	NC	NC	NC
Chloroform	µg/L	1.0[5]	0.890	0.721	0.401	0.076	1.2
cis-1,2-Dichloroethene	µg/L	**0.11**	NC	NC	NC	0.085	**0.28**
Dibromochloromethane	µg/L	0.13	NC	NC	NC	NC	NC
Methylene chloride	µg/L	0.48	NC	NC	NC	0.16	**0.54**
Tetrachloroethene	µg/L	2.7	2.60	2.54	0.669	**0.35**	3.6
Trichloroethene	µg/L	26	32.0	26.1	14.0	0.54	42

TABLE 24
HISTORICAL SUMMARY DATA - MONITORING WELL M-3 ZONE 5
RIALTO GWTS PERCHLORATE AND VOC REMEDIATION

ANALYTE	UNITS	Jul 2005	Dec 2005	Jan 2006	May 2006	Aug 2006	Nov 2006	Feb 2007	May 2007	Aug 2007
GENERAL CHEMISTRY										
Perchlorate	µg/L	130	14	11	8.4	5.5	13	14	0.46[6]	13
FIELD PARAMETERS										
Oxygen (Dissolved)	mg/L	7.8	10.4	9.8	6.9	7.1	8.7	9.8	16.3	15.6
pH	Units	8.5	8.9	8	6.6	6.1	5.9	9.2	9.96	9.1
Specific Conductance	µmhos/cm	430	390	450	510	380	390	230	210	260
Temperature	°C	19.0	17.0	18.0	19.1	22.7	17.7	15.9	17.5	21.6
Turbidity	NTU	<5	<5	<5	<5	<5	<5	<5	<5	<5
VOLATILE ORGANIC COMPOUNDS (EPA 524.2):										
1,1-Dichloroethane	µg/L	**0.29**	0.17	0.17	0.13	0.10	0.10	0.10	0.11	0.11
1,1-Dichloroethene	µg/L	0.23	0.23	0.23	0.23	0.23	0.23	0.23	0.23	0.23
1,1,1-Trichloroethane	µg/L	0.11	0.11	0.11	0.11	0.11	0.11	0.11	0.11	0.11
1,2-Dichloropropane	µg/L	1.8	**0.26**	**0.18**	0.16	0.069	0.069	0.069	0.12	0.12
Bromoform	µg/L	0.33	0.20	0.20	0.33	0.63[5,6]	0.22	0.22	0.22	0.22
Chloroform	µg/L	**0.26**	0.19	0.19	0.11	0.076	0.076	0.076	0.098	0.098
cis-1,2-Dichloroethene	µg/L	0.11	0.11	0.11	0.11	0.11	0.11	0.11	0.11	0.11
Dibromochloromethane	µg/L	0.14	0.19	0.19	0.14	**0.37**[5,6]	0.12	0.12	0.12	0.12
Methylene chloride	µg/L	1.1[5]	0.94	0.94	0.44	0.16	0.16	0.16	0.16	0.16
Tetrachloroethene	µg/L	1.0	**0.23**	**0.17**	0.15	0.18	0.18	0.18	0.11	0.11
Trichloroethene	µg/L	5.2	0.87	0.69	**0.38**	0.18	**0.20**	0.18	**0.17**	**0.13**

TABLE 24 (CONT'D)
HISTORICAL SUMMARY DATA - MONITORING WELL M-3 ZONE 5
RIALTO GWTS PERCHLORATE AND VOC REMEDIATION

ANALYTE	UNITS	Nov 2007	Jan 2008	May 2008	Aug 2008	Nov 2008	Feb 2009	May 2009	Aug 2009	Nov 2009
GENERAL CHEMISTRY										
Perchlorate	µg/L	50	41	39	45	68	110	140	150	150
FIELD PARAMETERS										
Oxygen (Dissolved)	mg/L	9.2	6.3	5.9	6.1	6.51	6.5	8.38	8.2	6.92
pH	Units	8.3	10.7	8.9	8.61	8.4	8.16	8.09	8.34	8.07
Specific Conductance	µmhos/cm	180	330	401	342	306	399	338	348	311
Temperature	°C	19.7	16.0	19.3	26.4	17.2	16.4	21.5	24.0	22.05
Turbidity	NTU	<5	<5	<5	<5	<5	<5	<5	43	<5
VOLATILE ORGANIC COMPOUNDS (EPA 524.2):										
1,1-Dichloroethane	µg/L	0.11	0.13	0.25	0.13	0.13	0.13	**0.21**	**0.34**	0.081
1,1-Dichloroethene	µg/L	0.23	0.23	0.23	0.23	0.23	0.23	**0.43**	0.65	0.12
1,1,1-Trichloroethane	µg/L	0.11	0.11	0.11	0.11	0.11	0.11	0.11	0.11	0.11
1,2-Dichloropropane	µg/L	0.12	0.16	0.41	0.16	**0.18**	0.87	1.2	1.9	1.7
Bromoform	µg/L	0.22	0.24	0.31	0.24	0.24	0.24	0.24	0.24	0.23
Chloroform	µg/L	0.098	0.23	0.24	0.23	0.23	0.23	0.23	**0.23**	0.072
cis-1,2-Dichloroethene	µg/L	0.11	0.11	0.11	0.11	0.11	0.11	0.11	0.11	0.11
Dibromochloromethane	µg/L	0.12	0.23	0.23	0.23	0.23	0.23	0.23	0.23	0.077
Methylene chloride	µg/L	0.16	0.27	0.27	0.27	0.27	**0.72**	0.27	**0.86**	0.28
Tetrachloroethene	µg/L	0.11	0.28	0.28	0.28	0.28	0.57	0.90	0.97	1.2
Trichloroethene	µg/L	**0.28**	**0.32**	**0.38**	**0.36**	**0.40**	1.6	2.3	3.2	6.7

TABLE 24 (CONT'D)
HISTORICAL SUMMARY DATA - MONITORING WELL M-3 ZONE 5
RIALTO GWTS PERCHLORATE AND VOC REMEDIATION

ANALYTE	UNITS	Feb 2010	May 2010	Aug 2010	Nov 2010	Feb 2011	May 2011	Aug 2011	Nov 2011	Jan 2012
GENERAL CHEMISTRY										
Perchlorate	µg/L	150	160	160	140	110	84	81	79	81
FIELD PARAMETERS										
Oxygen (Dissolved)	mg/L	6.80	4.73	7.16	5.01	9.05	5.14	5.99	8.39	4.70
pH	Units	8.00	7.93	8.32	7.58	7.53	8.07	7.62	7.52	8.00
Specific Conductance	µmhos/cm	341	332	305	336	305	350	358	337	329
Temperature	°C	21.58	20.40	22.30	24.30	19.80	19.54	23.9	21.2	19.42
Turbidity	NTU	8	<5	<5	<5	<5	<5	<5	<5	<5
VOLATILE ORGANIC COMPOUNDS (EPA 524.2):										
1,1-Dichloroethane	µg/L	**0.32**	**0.36**	**0.48**	**0.46**	**0.39**	**0.33**	**0.26**	**0.28**	**0.27**
1,1-Dichloroethene	µg/L	0.83	0.88	0.97	1.3	1.1	0.94	0.69	0.70	0.64
1,1,1-Trichloroethane	µg/L	0.11	0.11	0.11	**0.12**	0.11	0.11	0.11	0.11	0.11
1,2-Dichloropropane	µg/L	2.0	1.9	2.7	2.5	2.3	1.9	1.5	1.6	1.6
Bromoform	µg/L	0.23	0.23	0.27	0.27	0.27	0.27	0.27	0.27	0.27
Chloroform	µg/L	**0.30**	**0.30**[5]	**0.46**	0.61	0.69	0.72	0.72	0.12	0.73[5]
cis-1,2-Dichloroethene	µg/L	**0.21**	**0.21**	**0.32**	**0.33**	**0.25**	**0.21**	0.085	**0.18**	**0.17**
Dibromochloromethane	µg/L	0.077	0.077	0.13	0.13	0.13	0.13	0.13	0.13	0.13
Methylene chloride	µg/L	0.28	0.28	0.48	**0.48**	0.48	0.48	0.48	0.48	0.48
Tetrachloroethene	µg/L	1.3	1.6	1.7	1.9	1.7	1.7	1.3	1.3	1.3
Trichloroethene	µg/L	6.1	6.2	10	14	17	18	17	17	16

TABLE 24 (CONT'D)
HISTORICAL SUMMARY DATA - MONITORING WELL M-3 ZONE 5
RIALTO GWTS PERCHLORATE AND VOC REMEDIATION

ANALYTE	UNITS	Jun 2012	Aug 2012	Feb 2013	Aug 2013	Feb 2014	Aug 2014	Feb 2015
GENERAL CHEMISTRY								
Perchlorate	µg/L	66	63	67	53	57	67	64
FIELD PARAMETERS								
Oxygen (Dissolved)	mg/L	7.41	6.62	7.35	5.45	5.00	8.61	5.41
pH	Units	8.27	6.51	8.13	8.03	8.28	8.01	7.98
Specific Conductance	µmhos/cm	310	189	331	336	334	317	675
Temperature	°C	23.54	25.01	16.61	20.45	16.59	23.82	21.07
Turbidity	NTU	<5	<5	<5	<5	<5	<5	<5
VOLATILE ORGANIC COMPOUNDS (EPA 524.2):								
1,1-Dichloroethane	µg/L	**0.23**	**0.21**	**0.23**	**0.21**	**0.23**	0.11	**0.18**
1,1-Dichloroethene	µg/L	0.76	0.18	0.86	0.88	0.96	**0.45**	0.88
1,1,1-Trichloroethane	µg/L	0.11	0.11	0.11	0.11	0.11	0.11	0.11
1,2-Dichloropropane	µg/L	1.4	0.13	1.2	1.1	1.2	0.71	0.97
Bromoform	µg/L	0.27	0.27	0.27	0.27	0.27	0.27	0.27
Chloroform	µg/L	0.76	0.71	0.78	0.75	0.83	0.65	0.87
cis-1,2-Dichloroethene	µg/L	**0.11**	**0.13**	**0.14**	**0.13**	**0.16**	0.085	0.085
Dibromochloromethane	µg/L	0.13	0.13	0.13	0.13	0.13	0.13	0.13
Methylene chloride	µg/L	0.48	0.48	0.48	0.48	0.48	0.48	0.48
Tetrachloroethene	µg/L	1.4	1.3	1.6	1.5	1.7	1.1	1.7
Trichloroethene	µg/L	19	16	18	17	21	15	17

TABLE 24 (CONT'D)
HISTORICAL SUMMARY DATA - MONITORING WELL M-3 ZONE 5
RIALTO GWTS PERCHLORATE AND VOC REMEDIATION

ANALYTE	UNITS	Jul 2015	MED.	AVG.	STD. DEV.	MIN.	MAX.
GENERAL CHEMISTRY							
Perchlorate	µg/L	56	66.5	75.0	51.4	0.46	160
FIELD PARAMETERS							
Oxygen (Dissolved)	mg/L	4.44	6.92	7.69	2.99	4.44	16.3
pH	Units	8.27	8.09	8.12	1.07	5.9	10.7
Specific Conductance	µmhos/cm	270	336	346	106	180	675
Temperature	°C	23.19	20.4	20.4	3.05	15.9	26.4
Turbidity	NTU	0.0	8.00	18.8	22.3	0.00	43
VOLATILE ORGANIC COMPOUNDS (EPA 524.2):							
1,1-Dichloroethane	µg/L	**0.18**	0.210	0.218	0.114	0.081	**0.48**
1,1-Dichloroethene	µg/L	0.96	0.430	0.542	0.364	0.12	1.3
1,1,1-Trichloroethane	µg/L	0.11	0.110	0.110	0.000	0.00000	NC
1,2-Dichloropropane	µg/L	1.0	1.00	1.03	0.858	0.069	2.7
Bromoform	µg/L	0.27	NC	NC	NC	NC	NC
Chloroform	µg/L	0.83[5]	0.230	0.379	0.291	0.072	0.87
cis-1,2-Dichloroethene	µg/L	0.085	NC	NC	NC	0.085	**0.33**
Dibromochloromethane	µg/L	0.13	NC	NC	NC	NC	NC
Methylene chloride	µg/L	0.48	NC	NC	NC	0.16	**0.86**
Tetrachloroethene	µg/L	1.6	1.10	0.943	0.654	0.11	1.9
Trichloroethene	µg/L	18	6.10	8.30	8.02	0.085	21

TABLE 25
HISTORICAL SUMMARY DATA - MONITORING WELL M-3 ZONE 6
RIALTO GWTS PERCHLORATE AND VOC REMEDIATION

ANALYTE	UNITS	Jul 2005	Dec 2005	Jan 2006	May 2006	Aug 2006	Nov 2006	Feb 2007	May 2007	Aug 2007
GENERAL CHEMISTRY										
Perchlorate	µg/L	80	0.11	0.46	4.3	**2.0**	**1.5**	**2.3**	0.46	5.9
FIELD PARAMETERS										
Oxygen (Dissolved)	mg/L	8.0	10.2	9.6	13.3	14.3	8.6	9.6	12.8	17.8
pH	Units	8.4	8.5	6.3	7.0	7.7	5.7	7.6	8.82	7.6
Specific Conductance	µmhos/cm	340	360	330	270	230	300	140	120	180
Temperature	°C	19.0	17.0	15.1	18.9	22.7	17.9	15.9	18.6	21.3
Turbidity	NTU	<5	<5	<5	<5	<5	<5	<5	26.2	<5
VOLATILE ORGANIC COMPOUNDS (EPA 524.2):										
1,1-Dichloroethane	µg/L	**0.24**	0.17	0.17	0.13	0.10	0.10	0.10	0.11	0.11
1,1-Dichloroethene	µg/L	0.14	0.7	0.19	0.14	0.15	0.15	0.15	0.12	0.12
1,2-Dichloropropane	µg/L	1.3	0.15	0.15	0.16	0.069	0.069	0.069	0.12	0.12
Bromoform	µg/L	0.33	0.20	0.20	0.33	**0.48**[5,6]	0.22	0.22	0.22	0.22
Chloroform	µg/L	**0.23**	0.19	0.19	0.11	0.076	0.076	0.076	0.098	0.098
cis-1,2-Dichloroethene	µg/L	0.11	0.11	0.11	0.11	0.11	0.11	0.11	0.11	0.11
Dibromochloromethane	µg/L	0.14	0.19	0.19	0.14	**0.27**[5,6]	0.12	0.12	0.12	0.12
Methylene chloride	µg/L	**0.79**[5]	0.94	0.94	0.44	0.16	0.16	0.16	0.16	0.16
Tetrachloroethene	µg/L	0.90	**0.20**	0.16	0.15	0.18	0.18	0.18	0.11	0.11
Trichloroethene	µg/L	4.3	**0.49**	**0.27**	0.79	0.18	0.18	0.18	0.13	0.13

TABLE 25 (CONT'D)
HISTORICAL SUMMARY DATA - MONITORING WELL M-3 ZONE 6
RIALTO GWTS PERCHLORATE AND VOC REMEDIATION

ANALYTE	UNITS	Nov 2007	Jan 2008	May 2008	Aug 2008	Nov 2008	Feb 2009	May 2009	Aug 2009	Nov 2009
GENERAL CHEMISTRY										
Perchlorate	µg/L	10	13	23	35	73	72	100	92	140
FIELD PARAMETERS										
Oxygen (Dissolved)	mg/L	10.8	4.9	6.5	6.82	7.49	7.11	7.19	7.77	6.90
pH	Units	7.2	9.7	8.5	8.37	8.10	8.32	8.36	8.30	7.80
Specific Conductance	µmhos/cm	160	230	249	229	235	294	246	268	264
Temperature	°C	20.5	15.7	18.6	22.4	17.0	16.2	22.0	24.5	21.40
Turbidity	NTU	<5	<5	<5	34.8	<5	<5	<5	26	18
VOLATILE ORGANIC COMPOUNDS (EPA 524.2):										
1,1-Dichloroethane	µg/L	0.11	0.13	0.25	0.13	0.13	0.13	0.13	0.13	0.081
1,1-Dichloroethene	µg/L	0.12	0.16	0.29	0.23	0.23	0.23	0.23	0.16	0.61
1,2-Dichloropropane	µg/L	0.12	0.16	0.41	0.16	**0.31**	**0.44**	**0.34**	0.82	1.5
Bromoform	µg/L	0.22	0.24	0.31	0.24	0.24	0.24	0.24	0.24	0.23
Chloroform	µg/L	0.098	0.23	0.24	0.23	0.23	0.23	0.23	0.23	0.072
cis-1,2-Dichloroethene	µg/L	0.11	0.11	0.11	0.11	0.11	0.11	0.11	0.11	0.11
Dibromochloromethane	µg/L	0.12	0.23	0.23	0.23	0.23	0.23	0.23	0.23	0.077
Methylene chloride	µg/L	0.16	0.27	0.27	0.27	0.27	**0.33**	0.27	0.28	0.28
Tetrachloroethene	µg/L	0.11	0.28	0.28	0.28	**0.31**	**0.33**	**0.37**	0.53	1.2
Trichloroethene	µg/L	0.13	0.20	0.19	0.16	0.59	0.87	0.88	1.6	3.7

TABLE 25 (CONT'D)
HISTORICAL SUMMARY DATA - MONITORING WELL M-3 ZONE 6
RIALTO GWTS PERCHLORATE AND VOC REMEDIATION

ANALYTE	UNITS	Feb 2010	May 2010	Aug 2010	Nov 2010	Feb 2011	May 2011	Aug 2011	Nov 2011	Jan 2012
GENERAL CHEMISTRY										
Perchlorate	µg/L	150	130	94	130	150	130	100	81	81
FIELD PARAMETERS										
Oxygen (Dissolved)	mg/L	7.66	4.01	6.60	4.75	8.32	4.25	6.68	10.62	3.45
pH	Units	8.02	7.85	7.55	7.06	7.75	7.90	7.54	7.50	7.66
Specific Conductance	µmhos/cm	284	205	233	280	275	320	342	318	318
Temperature	°C	20.24	19.18	22.00	23.72	19.80	19.26	25.0	22.1	19.86
Turbidity	NTU	<5	<5	<5	<5	<5	<5	<5	<5	<5
VOLATILE ORGANIC COMPOUNDS (EPA 524.2):										
1,1-Dichloroethane	µg/L	**0.29**	**0.26**	**0.25**	**0.48**	0.55	**0.47**	**0.37**	**0.29**	**0.29**
1,1-Dichloroethene	µg/L	0.70	0.61	0.52	1.2	1.4	1.4	1.0	0.81	0.94
1,2-Dichloropropane	µg/L	1.7	1.2	1.3	2.3	3.1	2.7	2.2	1.8	1.7
Bromoform	µg/L	0.23	0.23	0.27	0.27	0.27	0.27	0.27	0.27	0.27
Chloroform	µg/L	**0.24**	**0.22**[5]	**0.18**	**0.39**	0.58	0.58	0.62	0.12	0.64[5]
cis-1,2-Dichloroethene	µg/L	**0.16**	**0.13**	**0.14**	**0.28**	**0.33**	**0.34**	**0.20**	**0.22**	**0.18**
Dibromochloromethane	µg/L	0.077	0.077	0.13	0.13	0.13	0.13	0.13	0.13	0.13
Methylene chloride	µg/L	0.28	0.28	0.48	0.51	0.48	0.48	0.48	0.48	0.48
Tetrachloroethene	µg/L	1.2	1.0	0.99	1.8	2.2	2.1	1.7	1.4	1.7
Trichloroethene	µg/L	3.8	3.0	3.5	8.1	14	13	17	16	18

TABLE 25 (CONT'D)
HISTORICAL SUMMARY DATA - MONITORING WELL M-3 ZONE 6
RIALTO GWTS PERCHLORATE AND VOC REMEDIATION

ANALYTE	UNITS	Jun 2012	Aug 2012	Feb 2013	Aug 2013	Feb 2014	Aug 2014	Feb 2015
GENERAL CHEMISTRY								
Perchlorate	µg/L	56	61	63	51	57	48	55
FIELD PARAMETERS								
Oxygen (Dissolved)	mg/L	8.39	6.90	7.14	5.30	5.66	7.81	5.40
pH	Units	7.52	6.97	7.49	7.43	7.72	8.08	7.58
Specific Conductance	µmhos/cm	305	306	315	316	316	306	637
Temperature	°C	23.78	24.67	17.28	20.11	17.19	23.77	21.70
Turbidity	NTU	<5	<5	<5	<5	<5	<5	<5
VOLATILE ORGANIC COMPOUNDS (EPA 524.2):								
1,1-Dichloroethane	µg/L	0.11	0.11	**0.22**	**0.20**	**0.22**	0.11	**0.16**
1,1-Dichloroethene	µg/L	0.66	0.69	0.86	0.91	**0.34**	**0.40**	0.70
1,2-Dichloropropane	µg/L	1.1	1.2	1.2	1.1	1.1	0.65	0.70
Bromoform	µg/L	0.27	0.27	0.27	0.27	0.27	0.27	0.27
Chloroform	µg/L	0.83	0.83	0.84	0.77	0.79	0.52	0.68
cis-1,2-Dichloroethene	µg/L	0.085	0.085	**0.11**	**0.13**	**0.11**	0.085	**0.10**
Dibromochloromethane	µg/L	0.13	0.13	0.13	0.13	0.13	0.13	0.13
Methylene chloride	µg/L	0.48	0.48	0.48	0.48	0.48	0.48	0.48
Tetrachloroethene	µg/L	1.4	1.3	1.7	1.6	1.7	1.0	1.4
Trichloroethene	µg/L	20	20	21	19	19	14	13

TABLE 25 (CONT'D)
HISTORICAL SUMMARY DATA - MONITORING WELL M-3 ZONE 6
RIALTO GWTS PERCHLORATE AND VOC REMEDIATION

ANALYTE	UNITS	Jul 2015	MED.	AVG.	STD. DEV.	MIN.	MAX.
GENERAL CHEMISTRY							
Perchlorate	µg/L	33	57.0	61.5	50.1	0.11	150
FIELD PARAMETERS							
Oxygen (Dissolved)	mg/L	4.26	7.19	8.06	3.52	3.45	17.8
pH	Units	7.58	7.70	7.75	0.833	5.7	9.7
Specific Conductance	µmhos/cm	259	280	285	105	120	637
Temperature	°C	21.68	20.1	20.2	2.94	15.1	25.0
Turbidity	NTU	0.3	26.0	20.1	14.7	0.3	34.8
VOLATILE ORGANIC COMPOUNDS (EPA 524.2):							
1,1-Dichloroethane	µg/L	0.11	0.130	0.205	0.130	0.081	0.55
1,1-Dichloroethene	µg/L	0.52	0.400	0.522	0.403	0.12	1.4
1,2-Dichloropropane	µg/L	0.55	0.700	0.952	0.887	0.069	3.1
Bromoform	µg/L	0.27	NC	NC	NC	NC	NC
Chloroform	µg/L	0.53[(5)]	0.230	0.348	0.276	0.072	0.84
cis-1,2-Dichloroethene	µg/L	0.085	NC	NC	NC	0.085	**0.34**
Dibromochloromethane	µg/L	0.13	NC	NC	NC	NC	NC
Methylene chloride	µg/L	0.48	NC	NC	NC	0.16	0.51
Tetrachloroethene	µg/L	0.88	0.900	0.898	0.701	0.11	2.2
Trichloroethene	µg/L	10	3.50	7.26	7.98	0.13	21

TABLE 26
HISTORICAL SUMMARY DATA - MONITORING WELL M-3 ZONE 7
RIALTO GWTS PERCHLORATE AND VOC REMEDIATION

ANALYTE	UNITS	Jul 2005	Dec 2005	Jan 2006	May 2006	Aug 2006	Nov 2006	Feb 2007	May 2007	Aug 2007
GENERAL CHEMISTRY										
Perchlorate	µg/L	52	**3.0**	0.46	0.46	0.46	0.46	0.46	0.46	0.46
FIELD PARAMETERS										
Oxygen (Dissolved)	mg/L	8.2	10.1	9.4	7.6	7.8	9.3	9.0	14.3	16.5
pH	Units	8.5	8.6	6.0	9.1	8.9	5.7	6.5	6.28	7.1
Specific Conductance	µmhos/cm	310	380	330	320	290	330	150	150	200
Temperature	°C	19.0	17.0	15.3	18.3	22.8	17.5	15.9	18.2	22.7
Turbidity	NTU	<5	<5	<5	<5	<5	<5	11.7	17.8	<5
VOLATILE ORGANIC COMPOUNDS (EPA 524.2):										
1,1-Dichloroethane	µg/L	0.13	0.17	0.17	0.13	0.13	0.13	0.13	0.13	0.13
1,1-Dichloroethene	µg/L	0.14	2.4[6]	0.19	0.14	0.10	0.10	0.10	0.11	0.11
1,1,1-Trichloroethane	µg/L	0.16	**0.24**[6]	0.16	0.16	0.27	0.27	0.27	0.27	0.27
1,2-Dichloropropane	µg/L	0.68[6]	0.15	0.15	0.16	0.069	0.069	0.069	0.12	0.12
Bromoform	µg/L	0.33	0.20	0.20	0.21	0.66[5,6]	0.22	0.22	0.22	0.22
Chloroform	µg/L	**0.13**	0.19	0.19	0.11	0.076	0.076	0.076	0.098	0.098
cis-1,2-Dichloroethene	µg/L	ND	ND	ND	ND	ND	ND	ND	0.085	0.085
Dibromochloromethane	µg/L	0.14	0.19	0.19	0.14	**0.34**[5,6]	0.12	0.12	0.12	0.12
Methylene chloride	µg/L	**0.66**[5]	0.94	0.94	0.44	0.16	0.16	0.16	0.16	0.16
Tetrachloroethene	µg/L	**0.41**	**0.23**	0.16	0.15	0.18	0.18	0.18	0.11	0.11
Trichloroethene	µg/L	2.0	0.55	**0.29**	0.18	0.18	0.18	0.18	0.13	0.13

TABLE 26 (CONT'D)
HISTORICAL SUMMARY DATA - MONITORING WELL M-3 ZONE 7
RIALTO GWTS PERCHLORATE AND VOC REMEDIATION

ANALYTE	UNITS	Nov 2007	Jan 2008	May 2008	Aug 2008 ‡	Nov 2008	Feb 2009	May 2009	Aug 2009	Nov 2009
GENERAL CHEMISTRY										
Perchlorate	µg/L	0.46	0.30	**1.8**	0.30	0.30	0.82	**0.84**	**2.3**	**2.2**
FIELD PARAMETERS										
Oxygen (Dissolved)	mg/L	11.6	7.9	10.2	5.97	5.70	6.56	6.98	7.58	6.65
pH	Units	6.8	7.1	8.5	8.90	8.2	8.41	8.72	7.21	7.73
Specific Conductance	µmhos/cm	160	210	242	244	232	265	178	250	205
Temperature	°C	21.3	13.7	17.7	22.6	18.0	16.2	22.5	24.9	18.00
Turbidity	NTU	<5	<5	17.8	17.7	<5	5.3	<5	250	32
VOLATILE ORGANIC COMPOUNDS (EPA 524.2):										
1,1-Dichloroethane	µg/L	0.13	0.13	0.13	0.13	0.13	0.13	0.13	0.13	0.081
1,1-Dichloroethene	µg/L	0.11	0.16	0.29	0.29	0.23	0.23	0.23	0.16	0.12
1,1,1-Trichloroethane	µg/L	0.27	0.14	0.27	0.18	0.18	0.18	0.18	0.14	0.081
1,2-Dichloropropane	µg/L	0.12	0.16	0.41	0.41	0.16	0.16	0.16	0.16	0.12
Bromoform	µg/L	0.22	0.24	0.31	0.31	0.24	0.24	0.24	0.24	0.23
Chloroform	µg/L	0.098	0.23	0.24	0.24	0.23	0.23	0.23	0.23	0.072
cis-1,2-Dichloroethene	µg/L	0.085	0.085	0.085	0.085	0.085	0.085	0.085	0.085	0.085
Dibromochloromethane	µg/L	0.12	0.23	0.23	0.23	0.23	0.23	0.23	0.23	0.077
Methylene chloride	µg/L	0.16	0.27	0.27	0.27	0.27	0.27	0.27	0.28	0.28
Tetrachloroethene	µg/L	0.11	0.28	0.28	0.28	0.28	0.28	0.28	0.28	0.13
Trichloroethene	µg/L	0.13	0.20	0.19	0.19	0.16	0.16	0.16	0.13	0.13

TABLE 26 (CONT'D)
HISTORICAL SUMMARY DATA - MONITORING WELL M-3 ZONE 7
RIALTO GWTS PERCHLORATE AND VOC REMEDIATION

ANALYTE	UNITS	Feb 2010	May 2010	Aug 2010	Nov 2010	Feb 2011	May 2011	Aug 2011	Nov 2011	Jan 2012
GENERAL CHEMISTRY										
Perchlorate	µg/L	4.3	**2.7**	**3.8**	**3.4**	12	20	21	21	25
FIELD PARAMETERS										
Oxygen (Dissolved)	mg/L	6.76	5.20	6.82	5.39	8.71	4.12	5.86	9.17	2.84
pH	Units	8.61	8.49	6.78	7.05	8.08	8.53	7.91	7.80	8.35
Specific Conductance	µmhos/cm	193	213	273	224	182	224	228	215	212
Temperature	°C	21.16	18.99	22.23	24.08	19.70	19.32	24.1	21.2	19.71
Turbidity	NTU	<5	<5	<5	<5	23.3	<5	<5	<5	<5
VOLATILE ORGANIC COMPOUNDS (EPA 524.2):										
1,1-Dichloroethane	µg/L	0.081	0.081	0.11	0.11	0.11	0.11	0.11	0.11	0.11
1,1-Dichloroethene	µg/L	0.12	0.12	0.18	0.18	0.18	0.18	0.18	0.18	0.18
1,1,1-Trichloroethane	µg/L	0.081	0.081	0.11	0.11	0.11	0.11	0.11	0.11	0.11
1,2-Dichloropropane	µg/L	0.12	0.12	0.13	0.13	0.13	0.13	0.13	**0.27**	**0.36**
Bromoform	µg/L	0.23	0.23	0.27	0.27	0.27	0.27	0.27	0.27	0.27
Chloroform	µg/L	0.072	0.072	0.12	0.12	0.12	0.12	0.12	0.12	0.12
cis-1,2-Dichloroethene	µg/L	0.085	0.085	0.085	0.085	0.085	0.085	0.085	0.085	0.085
Dibromochloromethane	µg/L	0.077	0.077	0.13	0.13	0.13	0.13	0.13	0.13	0.13
Methylene chloride	µg/L	0.28	0.28	0.48	0.48	0.48	0.48	0.48	0.48	0.48
Tetrachloroethene	µg/L	0.13	0.13	0.13	0.13	0.13	0.13	0.13	**0.23**	**0.25**
Trichloroethene	µg/L	0.13	0.13	0.085	0.085	**0.25**	0.50	0.86	1.2	1.8

TABLE 26 (CONT'D)
HISTORICAL SUMMARY DATA - MONITORING WELL M-3 ZONE 7
RIALTO GWTS PERCHLORATE AND VOC REMEDIATION

ANALYTE	UNITS	Jun 2012	Aug 2012	Feb 2013	Aug 2013	Feb 2014	Aug 2014	Feb 2015
GENERAL CHEMISTRY								
Perchlorate	µg/L	16	12	13	8.7	11	9.7	9.7
FIELD PARAMETERS								
Oxygen (Dissolved)	mg/L	8.55	7.06	7.69	5.98	5.83	9.43	7.28
pH	Units	6.33	5.74	6.66	6.35	7.27	7.62	6.98
Specific Conductance	µmhos/cm	262	279	248	250	229	197	420
Temperature	°C	22.91	23.95	15.59	20.59	16.01	24.12	21.61
Turbidity	NTU	<5	<5	<5	<5	<5	15.5	<5
VOLATILE ORGANIC COMPOUNDS (EPA 524.2):								
1,1-Dichloroethane	µg/L	0.11	0.11	0.11	0.11	0.11	0.11	0.11
1,1-Dichloroethene	µg/L	0.18	0.18	0.18	0.18	0.18	0.18	0.18
1,1,1-Trichloroethane	µg/L	0.11	0.11	0.11	0.11	0.11	0.11	0.11
1,2-Dichloropropane	µg/L	0.13	0.13	**0.17**	**0.18**	0.13	0.13	0.13
Bromoform	µg/L	0.27	0.27	0.27	0.27	0.27	0.27	0.27
Chloroform	µg/L	0.12	0.12	0.12	0.12	0.12	0.12	0.12
cis-1,2-Dichloroethene	µg/L	0.085	0.085	0.085	0.085	0.085	0.085	0.085
Dibromochloromethane	µg/L	0.13	0.13	0.13	0.13	0.13	0.13	0.13
Methylene chloride	µg/L	0.48	0.48	0.48	0.48	0.48	0.48	0.48
Tetrachloroethene	µg/L	**0.25**	0.13	0.13	**0.20**	0.13	**0.22**	0.13
Trichloroethene	µg/L	1.8	1.4	2.1	2.2	0.085	2.8	2.3

TABLE 26 (CONT'D)
HISTORICAL SUMMARY DATA - MONITORING WELL M-3 ZONE 7
RIALTO GWTS PERCHLORATE AND VOC REMEDIATION

ANALYTE	UNITS	Jul 2015	MED.	AVG.	STD. DEV.	MIN.	MAX.
GENERAL CHEMISTRY							
Perchlorate	µg/L	**3.3**	3.00	8.55	12.7	0.30	52
FIELD PARAMETERS							
Oxygen (Dissolved)	mg/L	3.89	7.58	7.87	3.11	2.84	16.5
pH	Units	6.64	7.62	7.52	1.06	5.7	9.1
Specific Conductance	µmhos/cm	191	229	245	68.4	150	420
Temperature	°C	22.07	19.7	19.9	3.22	13.7	24.9
Turbidity	NTU	0.6	17.8	53.5	92.2	0.0	250
VOLATILE ORGANIC COMPOUNDS (EPA 524.2):							
1,1-Dichloroethane	µg/L	0.11	0.110	0.120	0.0192	0.0272	NC
1,1-Dichloroethene	µg/L	0.18	0.180	0.169	0.0481	0.143	NC
1,1,1-Trichloroethane	µg/L	0.11	0.110	0.155	0.0657	0.0662	NC
1,2-Dichloropropane	µg/L	0.13	0.130	0.148	0.0726	0.069	**0.18**
Bromoform	µg/L	0.27	NC	NC	NC	NC	NC
Chloroform	µg/L	0.12	NC	NC	NC	0.072	**0.13**
cis-1,2-Dichloroethene	µg/L	0.085	NC	NC	NC	NC	NC
Dibromochloromethane	µg/L	0.13	NC	NC	NC	NC	NC
Methylene chloride	µg/L	0.48	NC	NC	NC	NC	NC
Tetrachloroethene	µg/L	0.13	NC	NC	NC	0.11	**0.41**
Trichloroethene	µg/L	1.4	0.190	0.737	0.880	0.085	2.8

TABLE 27
HISTORICAL SUMMARY DATA - MONITORING WELL M-4 SHALLOW
RIALTO GWTS PERCHLORATE AND VOC REMEDIATION

ANALYTE	UNITS	Jun 2005	Jan 2006	Feb 2006	Mar 2006	Apr 2006	May 2006	Jun 2006	Jul 2006	Aug 2006
GENERAL CHEMISTRY										
Bicarbonate	mg/L	NA	NA	200	190	190	200[7]	190	190	190
Carbonate	mg/L	NA	NA	1.5	1.5	1.5	1.5[7]	1.5	1.5	1.5
Chloride	mg/L	NA	NA	4.4	4.2	4.6	3.9[7]	3.9	6.3	5.4
Hardness (as $CaCO_3$)	mg/L	NA	NA	160	150	170	190[7]	160	170	170
Hydroxide	mg/L	NA	NA	0.81	0.81	0.81	0.81[7]	0.81	0.81	0.81
MBAS	mg/L	NA	NA	0.039	0.039	0.039	0.078[7]	0.078	0.039	0.039
Nitrate (as N)	mg/L	NA	2.9	3.6	3.6	3.6	4.8[6,7]	3.5	3.5	3.7
Perchlorate	µg/L	**0.92**	0.46	5.2	**3.0**	**2.8**	150[6,7]	**2.3**	**3.9**	4.0
Phenolics	µg/L	NA	NA	NA	NA	NA	NA	NA	NA	NA
Sulfate	mg/L	NA	18	16	16	17	18[7]	17	17	16
Total Alkalinity (as $CaCO_3$)	mg/L	NA	NA	160	160	160	170[7]	160	160	160
Total Dissolved Solids (TDS)	mg/L	NA	NA	220	220	250	250[7]	230	230	230
FIELD PARAMETERS										
Oxygen (Dissolved)	mg/L	NA	9.2	8.3	9.2	8.9	9.1[7]	10.3	9.2	8.8
pH	Units	NA	7.5	7.9	7.5	7.4	7.6[7]	7.2	7.2	6.8
Specific Conductance	µmhos/cm	NA	380	330	340	380	390[7]	320	290	290
Temperature	°C	NA	20.8	20.4	20.3	19.1	22[7]	21.9	22.2	21.2
Turbidity	NTU	NA	<5	770	<5	68	<5[7]	33	43	<5
METALS										
Antimony	mg/L	NA	NA	NA	NA	NA	NA	NA	NA	NA
Arsenic	mg/L	NA	NA	NA	NA	NA	NA	NA	NA	NA
Barium	mg/L	NA	NA	NA	NA	NA	NA	NA	NA	NA
Beryllium	mg/L	NA	NA	NA	NA	NA	NA	NA	NA	NA
Cadmium	mg/L	NA	NA	NA	NA	NA	NA	NA	NA	NA
Calcium	mg/L	NA	NA	54	51	55	60[7]	53	57	55
Chromium	mg/L	NA	NA	NA	NA	NA	NA	NA	NA	NA
Cobalt	mg/L	NA	NA	NA	NA	NA	NA	NA	NA	NA
Copper	mg/L	NA	NA	0.0020	0.0026	0.0026	0.0026[7]	0.0020	**0.0021**[6]	0.0020
Iron	mg/L	NA	NA	0.019	0.019	0.019	0.019[7]	0.019	0.019	0.019
Lead	mg/L	NA	NA	NA	NA	NA	NA	NA	NA	NA
Magnesium	mg/L	NA	NA	6.9	6.6	7.0	9.1[6,7]	6.6	7.0	7.0
Manganese	mg/L	NA	NA	0.0053	0.0057	0.0057	0.0057[7]	0.0053	0.0053	0.0053
Mercury	mg/L	NA	NA	NA	NA	NA	NA	NA	NA	NA
Molybdenum	mg/L	NA	NA	NA	NA	NA	NA	NA	NA	NA
Nickel	mg/L	NA	NA	NA	NA	NA	NA	NA	NA	NA
Potassium	mg/L	NA	NA	2.2	2.6	2.4	2.7[7]	2.4	4.7[6]	4.7[6]
Selenium	mg/L	NA	NA	NA	NA	NA	NA	NA	NA	NA
Silver	mg/L	NA	NA	NA	NA	NA	NA	NA	NA	NA
Sodium	mg/L	NA	NA	9.6	12	10	11[7]	10	10	9.0
Thallium	mg/L	NA	NA	NA	NA	NA	NA	NA	NA	NA
Vanadium	mg/L	NA	NA	NA	NA	NA	NA	NA	NA	NA
Zinc	mg/L	NA	NA	0.0077	0.013	0.0077	0.0077[7]	0.0077	**0.0095**	0.0077
VOLATILE ORGANIC COMPOUNDS (EPA 524.2):										
1,1-Dichloroethane	µg/L	0.13	0.13	**0.16**	**0.13**	**0.15**	**0.13**[7]	**0.14**	**0.15**	**0.17**
1,1,1,-Trichloroethane	µg/L	0.16	0.16	0.16	0.16	0.16	0.56[6,7]	0.16	0.16	0.27
1,2-Dichloropropane	µg/L	0.16[6]	0.16[6]	1.3	1.0	1.1	0.75[7]	1.1	1.3	1.4
Bromoform	µg/L	0.33	0.33	0.33	0.33	0.33	0.33[7]	0.33	0.33	0.52[5,6]
Chloroform	µg/L	**0.16**	0.19	0.19	0.19	0.19	0.66[5,6,7]	0.19	0.19	0.076
Chloromethane	µg/L	0.17	0.17	0.17	0.17	0.17	0.17	0.17	0.20	0.20
cis-1,2-Dichloroethene	µg/L	0.11	0.11	0.11	0.11	0.11	0.11	0.11	0.11	0.11
Dibromochloromethane	µg/L	0.14	0.14	0.14	0.14	0.14	0.14[7]	0.14	0.12	**0.14**[5]
Dichlorodifluoromethane	µg/L	0.20	0.20	0.20	0.20	0.20	**0.38**[6,7]	0.20	0.20	0.17
Methylene chloride	µg/L	0.44	0.44	**0.86**	**0.61**	0.44	0.44[7]	**0.89**	**0.58**[5]	**0.78**[5]
Tetrachloroethene	µg/L	**0.36**	0.15	0.83	0.15	0.15	**0.29**[7]	**0.35**	0.15	0.60
Toluene	µg/L	0.15	0.15	0.15	0.15	0.15	0.15[7]	**0.17**[5,6]	0.15	0.12
Trichloroethene	µg/L	0.18	0.18	**0.33**	0.18	0.18	1.8[7]	**0.23**	0.18	**0.34**
SEMI-VOLATILE ORGANIC COMPOUNDS (EPA 8270C):										
bis(2-Ethylhexyl)phthalate	µg/L	NA	NA	NA	NA	NA	NA	NA	NA	NA
N-Nitrosodimethylamine	µg/L	NA	NA	NA	NA	NA	NA	NA	NA	NA
ORGANOCHLORINE PESTICIDES (EPA 8081): NA										
PCBs (EPA 8082): NA										
ORGANO-PHOSPHORUS PESTICIDES (EPA 8141): NA										
CHLORINATED HERBICIDES (EPA 8151): NA										
EXPLOSIVE RESIDUES (EPA 8330): NA										

TABLE 27 (CONT'D)
HISTORICAL SUMMARY DATA - MONITORING WELL M-4 SHALLOW
RIALTO GWTS PERCHLORATE AND VOC REMEDIATION

ANALYTE	UNITS	Nov 2006	Feb 2007	May 2007	Aug 2007	Nov 2007	Jan 2008	May 2008	Aug 2008	Nov 2008
GENERAL CHEMISTRY										
Bicarbonate	mg/L	200	190	190	200	200	210	200	200	190
Carbonate	mg/L	1.5	1.5	1.5	1.5	1.5	NA	1.5	3.0	2.3
Chloride	mg/L	4.5	4.2	4.4	4.3	4.4	4.2	4.3	4.4	4.1
Hardness (as $CaCO_3$)	mg/L	180	180	180	170	170	180	180	170	170
Hydroxide	mg/L	1.6	0.81	0.81	0.81	0.81	NA	0.81	1.6	1.3
MBAS	mg/L	0.039	0.039	0.039	0.039	0.039	0.039	0.039	0.039	0.039[e]
Nitrate (as N)	mg/L	3.5	3.5	3.4	3.3	3.4	3.3	3.4	3.4	3.2[e]
Perchlorate	µg/L	**3.4**	**3.3**	0.46	**2.6**	**3.2**	**3.3**	**2.6**	**2.2**	**1.9**
Phenolics	µg/L	NA	NA	NA	NA	NA	NA	NA	NA	NA
Sulfate	mg/L	17	16	17	17	17	17	17	17	16
Total Alkalinity (as $CaCO_3$)	mg/L	160	160	160	160	170	170	160	170	160
Total Dissolved Solids (TDS)	mg/L	160[(6)]	230	210	180	270	250	230	250	250
FIELD PARAMETERS										
Oxygen (Dissolved)	mg/L	9.2	7.4	6.0	10.5	11.6	11.0	5.31	5.79	7.36
pH	Units	6.9	7.5	8.0	6.8	7.3	6.6	7.24	7.37	7.12
Specific Conductance	µmhos/cm	310	240	260	410	570	460	370	391	417
Temperature	°C	20.7	19.7	20.1	21.8	20.6	20.2	20.84	20.61	21.1
Turbidity	NTU	<5	<5	34.7	<5	<5	8.4	<5	<5	<5
METALS										
Antimony	mg/L	**0.031[(6)]**	NA	NA	NA	0.014	NA	NA	NA	NA
Arsenic	mg/L	0.018	NA	NA	NA	0.020	NA	NA	NA	NA
Barium	mg/L	0.029	NA	NA	NA	0.027	NA	NA	NA	NA
Beryllium	mg/L	0.0015	NA	NA	NA	0.00037	NA	NA	NA	NA
Cadmium	mg/L	0.0032	NA	NA	NA	0.0040	NA	NA	NA	NA
Calcium	mg/L	60	60	59	56	57	60	60	56	57
Chromium	mg/L	0.0014	NA	NA	NA	0.0012	NA	NA	NA	NA
Cobalt	mg/L	0.0014	NA	NA	NA	0.0032	NA	NA	NA	NA
Copper	mg/L	0.0020	0.0018	0.0018	0.0018	0.0018	0.0018	0.0014	0.0014	0.0014
Iron	mg/L	0.019	0.016	0.028	0.028	0.028	0.028	0.0072	0.0072	0.0072
Lead	mg/L	NA	NA	NA	NA	0.0041	NA	NA	NA	NA
Magnesium	mg/L	7.4	7.2	7.3	7.4	7.3	7.7	7.7	7.1	7.3
Manganese	mg/L	0.0053	0.0016	0.0037	0.0037	**0.0037**	0.0037	**0.0059**	0.00068	**0.00072**
Mercury	mg/L	0.0065	NA	NA	NA	0.000022	NA	NA	NA	NA
Molybdenum	mg/L	**0.0049**	NA	NA	NA	**0.0073**	NA	NA	NA	NA
Nickel	mg/L	0.0067	NA	NA	NA	0.0018	NA	NA	NA	NA
Potassium	mg/L	2.7	2.5	2.4	2.4	2.5	2.5	2.4	2.4	2.3
Selenium	mg/L	**0.090[(6)]**	NA	NA	NA	**0.018**	NA	NA	NA	NA
Silver	mg/L	0.0020	NA	NA	NA	0.0019	NA	NA	NA	NA
Sodium	mg/L	10	10	9.9	10	10	11	10	9.8	9.8
Thallium	mg/L	0.016	NA	NA	NA	0.024	NA	NA	NA	NA
Vanadium	mg/L	0.0045	NA	NA	NA	**0.0035**	NA	NA	NA	NA
Zinc	mg/L	**0.0077**	0.0073	0.0061	0.0061	0.0061	0.0061	0.0032	**0.0056**	**0.0034**
VOLATILE ORGANIC COMPOUNDS (EPA 524.2):										
1,1-Dichloroethane	µg/L	**0.17**	**0.13**	**0.14**	**0.14**	0.11	0.25	0.25	0.13	0.13
1,1,1,-Trichloroethane	µg/L	0.27	0.27	0.27	0.27	0.27	0.27	0.27	0.18	0.18
1,2-Dichloropropane	µg/L	1.4	1.2	1.1	1.0	0.81	1.1	0.98	0.95	0.82
Bromoform	µg/L	0.22	0.22	0.22	1.2[(6)]	0.22	0.31	0.31	0.24	0.24
Chloroform	µg/L	0.076	0.076	0.098	0.098	0.098	0.24	0.24	0.23	0.23
Chloromethane	µg/L	0.20	0.20	0.20	0.20	0.20	0.20	0.20	0.20	0.20
cis-1,2-Dichloroethene	µg/L	0.11	0.11	0.11	0.11	0.11	0.11	0.11	0.11	0.11
Dibromochloromethane	µg/L	0.12	0.12	0.12	**0.34[(6)]**	0.12	0.23	0.23	0.23	0.23
Dichlorodifluoromethane	µg/L	0.17	0.17	0.085	0.11	0.11	0.34	0.34	0.22	0.22
Methylene chloride	µg/L	**0.84**	0.16	0.16	0.16	0.16	0.27	**0.57**	**0.34**	0.27
Tetrachloroethene	µg/L	0.75	0.80	0.55	0.67	0.62	0.80	0.74	0.90	0.68
Toluene	µg/L	0.12	0.12	0.12	0.12	0.12	0.24	0.24	0.12	0.12
Trichloroethene	µg/L	**0.41**	0.18	**0.36**	**0.43**	**0.33**	0.52	0.53	0.62	**0.41**
SEMI-VOLATILE ORGANIC COMPOUNDS (EPA 8270C):										
bis(2-Ethylhexyl)phthalate	µg/L	NA	NA	NA	NA	0.98	NA	NA	NA	NA
N-Nitrosodimethylamine	µg/L	NA	NA	NA	NA	0.038	NA	NA	NA	NA
ORGANOCHLORINE PESTICIDES (EPA 8081): NA										
PCBs (EPA 8082): NA										
ORGANO-PHOSPHORUS PESTICIDES (EPA 8141): NA										
CHLORINATED HERBICIDES (EPA 8151): NA										
EXPLOSIVE RESIDUES (EPA 8330): NA										

TABLE 27 (CONT'D)
HISTORICAL SUMMARY DATA - MONITORING WELL M-4 SHALLOW
RIALTO GWTS PERCHLORATE AND VOC REMEDIATION

ANALYTE	UNITS	Feb 2009	May 2009	Aug 2009	Nov 2009	Feb 2010	May 2010	Aug 2010	Retest Sep 2010	Nov 2010
GENERAL CHEMISTRY										
Bicarbonate	mg/L	190	190	170	190	190	NA	NA	NA	NA
Carbonate	mg/L	2.5	2.5	2.5	2.5	2.5	NA	NA	NA	NA
Chloride	mg/L	3.6	4.5	4.3	3.9	3.9	4.3	4.4	NA	4.7
Hardness (as $CaCO_3$)	mg/L	170	170	170	170	170	170	170	NA	180
Hydroxide	mg/L	1.4	1.4	1.4	1.4	1.4	1.4	1.4	NA	1.4
MBAS	mg/L	0.078	NA	NA	0.039	NA	0.039	0.078[e]	0.039	0.039
Nitrate (as N)	mg/L	3.1	3.1	3.1	3.3	3.3	3.3	3.5	NA	3.5
Perchlorate	µg/L	**1.9**	**2.2**	**2.1**	**2.7**	**3.4**	**2.5**	**2.7**	NA	**2.5**
Phenolics	µg/L	NA	NA	NA	NA	NA	NA	NA	NA	NA
Sulfate	mg/L	16	18	16	15	16	15	13	NA	15
Total Alkalinity (as $CaCO_3$)	mg/L	160	160	140	160	160	150	150	NA	160
Total Dissolved Solids (TDS)	mg/L	220	190	230	230	230	260	230	NA	250
FIELD PARAMETERS										
Oxygen (Dissolved)	mg/L	4.82	5.20	7.43	4.29	7.79	4.41	6.58	4.75	5.12
pH	Units	7.67	7.56	7.52	6.62	7.17	6.94	7.44	7.40	6.99
Specific Conductance	µmhos/cm	370	395	399	403	397	405	405	413	398
Temperature	°C	19.46	20.39	21.2	20.8	20.0	20.46	21.08	20.29	19.83
Turbidity	NTU	7.1	<5	<5	<5	<5	27.8	<5	39	<5
METALS										
Antimony	mg/L	0.0099	NA	NA	0.034	NA	0.034	0.010	NA	0.010
Arsenic	mg/L	**0.019**[(6)]	NA	NA	0.019	NA	0.019	0.0075	NA	0.0075
Barium	mg/L	0.028	NA	NA	0.028	NA	0.029	0.027	NA	0.029
Beryllium	mg/L	0.00061	NA	NA	0.0011	NA	0.0011	0.0010	NA	0.001
Cadmium	mg/L	0.00090	NA	NA	0.00060	NA	0.00060	0.0010	NA	0.001
Calcium	mg/L	57	56	56	55	55	58	56	NA	58
Chromium	mg/L	0.00092	NA	NA	**0.0016**	NA	0.00086	**0.0023**	NA	**0.0021**
Cobalt	mg/L	0.0043	NA	NA	0.0037	NA	0.0037	0.0050	NA	0.005
Copper	mg/L	0.0014	0.0014	0.0015	0.0015	0.0015	0.0015	0.0023	NA	0.0023
Iron	mg/L	0.0072	0.0072	0.0093	0.0093	0.0093	NA	NA	NA	NA
Lead	mg/L	0.012	NA	NA	0.012	NA	0.012	**0.0058**	NA	**0.0096**
Magnesium	mg/L	7.2	7.1	7.1	7.1	7.1	7.4	7.4	NA	7.4
Manganese	mg/L	0.00068	0.00068	0.0025	0.0025	0.0025	NA	NA	NA	NA
Mercury	mg/L	**0.000018**	NA	NA	0.000016	NA	0.000016	0.000017	NA	0.000017
Molybdenum	mg/L	**0.013**[(5)]	NA	NA	0.0050	NA	**0.0064**	**0.0086**	NA	**0.0084**
Nickel	mg/L	0.0019	NA	NA	0.0015	NA	0.0015	0.0012	NA	0.0012
Potassium	mg/L	2.4	2.5	2.4	2.5	2.5	NA	NA	NA	NA
Selenium	mg/L	0.012	NA	NA	0.025	NA	0.025	0.011	NA	0.011
Silver	mg/L	0.0025	NA	NA	0.0018	NA	0.0018	0.0011	NA	0.0011
Sodium	mg/L	10	9.6	10	10	11	NA	NA	NA	NA
Thallium	mg/L	0.016	NA	NA	0.021	NA	0.021	0.015	NA	0.015
Vanadium	mg/L	**0.0038**	NA	NA	**0.0031**	NA	**0.0034**	**0.0054**	NA	**0.0034**
Zinc	mg/L	0.0032	0.0032	0.0023	0.0023	0.0023	0.0023	0.0059	NA	0.0059
VOLATILE ORGANIC COMPOUNDS (EPA 524.2):										
1,1-Dichloroethane	µg/L	**0.14**	0.13	0.13	0.081	0.081	0.081	**0.19**	NA	**0.21**
1,1,1,-Trichloroethane	µg/L	0.18	0.18	0.14	0.081	0.081	0.081	0.110	NA	0.11
1,2-Dichloropropane	µg/L	0.85	0.56	0.70	0.79	0.98	0.90	0.93	NA	0.94
Bromoform	µg/L	0.24	0.24	0.24	0.23	0.23	0.23	0.27	NA	0.27
Chloroform	µg/L	0.23	0.23	0.23	0.072	0.072	0.072	0.12	NA	0.12
Chloromethane	µg/L	**0.33**[(6)]	0.20	0.20	0.11	0.11	0.11	0.14	NA	0.14
cis-1,2-Dichloroethene	µg/L	0.11	0.11	0.11	0.11	0.11	0.11	0.085	NA	0.085
Dibromochloromethane	µg/L	0.23	0.23	0.23	0.077	0.077	0.077	0.13	NA	0.13
Dichlorodifluoromethane	µg/L	0.22	0.22	0.21	0.11	0.11	0.11	0.099	NA	0.099
Methylene chloride	µg/L	0.27	0.27	0.28	0.28	0.28	0.28	0.48	NA	0.48
Tetrachloroethene	µg/L	0.84	0.63	0.63	0.61	0.92	0.65	0.70	NA	0.73
Toluene	µg/L	0.12	0.12	0.12	0.093	0.093	1.0[(6)]	0.093	NA	0.093
Trichloroethene	µg/L	**0.48**	**0.29**	0.13	**0.35**	**0.44**	**0.44**	0.76	NA	1.2
SEMI-VOLATILE ORGANIC COMPOUNDS (EPA 8270C):										
bis(2-Ethylhexyl)phthalate	µg/L	**2.4**[(5)]	NA	NA	1.8	NA	NA	NA	NA	3.0
N-Nitrosodimethylamine	µg/L	0.00058	NA	NA	0.00058	NA	NA	NA	NA	0.0030
ORGANOCHLORINE PESTICIDES (EPA 8081): NA										
PCBs (EPA 8082): NA										
ORGANO-PHOSPHORUS PESTICIDES (EPA 8141): NA										
CHLORINATED HERBICIDES (EPA 8151): NA										
EXPLOSIVE RESIDUES (EPA 8330): NA										

TABLE 27 (CONT'D)
HISTORICAL SUMMARY DATA - MONITORING WELL M-4 SHALLOW
RIALTO GWTS PERCHLORATE AND VOC REMEDIATION

ANALYTE	UNITS	Feb 2011	May 2011	Aug 2011	Nov 2011	Jan 2012	Jun 2012	Aug 2012	Feb 2013	Aug 2013
GENERAL CHEMISTRY										
Bicarbonate	mg/L	NA	NA	NA	NA	NA	NA	NA	NA	NA
Carbonate	mg/L	NA	NA	NA	NA	NA	NA	NA	NA	NA
Chloride	mg/L	4.7	4.6	5.0	5.4	5.3	NA	6.3	6.7	NA
Hardness (as $CaCO_3$)	mg/L	170	180	180	180	170	NA	190	180	NA
Hydroxide	mg/L	1.4	1.4	1.4	1.4	1.4	NA	1.4	1.4	NA
MBAS	mg/L	0.039	0.039	0.039	0.039	0.039	NA	0.039	**0.039**[6]	NA
Nitrate (as N)	mg/L	3.6	3.5	3.8	3.9	3.8	NA	4.9[6]	5.5[6]	NA
Perchlorate	µg/L	**2.5**	**1.8**	**2.6**	**2.8**[5]	**2.6**	**2.7**	**2.8**	**3.4**	**2.6**
Phenolics	µg/L	4.9	4.9	4.9	**5.4**	4.9	NA	4.9	2.5	NA
Sulfate	mg/L	15	14	14	14	14	NA	14	14	NA
Total Alkalinity (as $CaCO_3$)	mg/L	160	160	160	160	160	NA	160	160	NA
Total Dissolved Solids (TDS)	mg/L	240	240	250	240	250	NA	250	260	NA
FIELD PARAMETERS										
Oxygen (Dissolved)	mg/L	6.06	4.83	5.83	7.30	5.62	7.56	5.54	5.08	8.13
pH	Units	6.74	7.05	7.40	7.47	7.32	7.19	6.62	7.91	7.88
Specific Conductance	µmhos/cm	384	388	391	385	399	413	405	342	362
Temperature	°C	20.61	21.15	21.88	20.70	19.13	19.72	21.41	20.63	22.36
Turbidity	NTU	<5	<5	<5	<5	<5	<5	<5	<5	3.2
METALS										
Antimony	mg/L	**0.013**	0.010	0.010	0.010	**0.010**	NA	**0.021**	**0.014**	NA
Arsenic	mg/L	0.0075	0.0075	0.0075	0.0075	0.0075	NA	0.0075	0.0092	NA
Barium	mg/L	0.030	0.030	0.030	0.030	0.029	NA	0.033[5]	0.031	NA
Beryllium	mg/L	0.001	0.001	0.001	0.001	0.001	NA	0.001	0.00050	NA
Cadmium	mg/L	0.001	0.001	0.001	0.001	0.001	NA	0.001	0.0011	NA
Calcium	mg/L	57	59	59	58	57	NA	63	60	NA
Chromium	mg/L	**0.0016**	**0.0017**	0.001	0.001	**0.0011**	NA	**0.0016**	**0.0015**	NA
Cobalt	mg/L	0.005	0.0050	0.0050	0.0050	0.0050	NA	0.0050	0.0011	NA
Copper	mg/L	0.0023	0.0023	0.0023	0.0023	0.0023	NA	0.0023	0.0010	NA
Iron	mg/L	NA	NA	NA	NA	NA	NA	NA	NA	NA
Lead	mg/L	0.0050	0.0050	**0.0059**	0.0050	0.0050	NA	0.0050	**0.0062**	NA
Magnesium	mg/L	7.3	7.4	7.6	7.4	7.3	NA	8.1	7.3	NA
Manganese	mg/L	NA	NA	NA	NA	NA	NA	NA	NA	NA
Mercury	mg/L	0.000017	**0.000048**[6]	0.000030	0.000030	0.000030	NA	0.000030	0.000024	NA
Molybdenum	mg/L	**0.0080**	**0.0079**	**0.0063**	0.0050	**0.0069**	NA	**0.0086**	**0.0063**	NA
Nickel	mg/L	0.0012	0.0012	0.0012	0.0012	0.0012	NA	0.0012	0.0024	NA
Potassium	mg/L	NA	NA	NA	NA	NA	NA	2.5	2.5	NA
Selenium	mg/L	0.011	0.011	0.011	0.011	**0.017**	NA	0.011	0.015	NA
Silver	mg/L	0.0011	0.0011	0.0011	0.0011	0.0011	NA	0.0011	0.0012	NA
Sodium	mg/L	NA	NA	NA	NA	NA	NA	10	11	NA
Thallium	mg/L	0.015	0.015	0.015	0.015	0.015	NA	0.015	0.010	NA
Vanadium	mg/L	**0.0029**	**0.0038**	**0.0035**	**0.0028**	**0.0035**	NA	**0.0056**	0.0022	NA
Zinc	mg/L	0.0059	0.0059	0.0059	0.0059	0.0059	NA	0.0059	0.0050	NA
VOLATILE ORGANIC COMPOUNDS (EPA 524.2)										
1,1-Dichloroethane	µg/L	**0.25**	**0.28**	**0.23**	**0.29**	**0.38**	**0.22**	0.11	**0.25**	**0.29**
1,1,1,-Trichloroethane	µg/L	0.11	0.11	0.11	0.11	0.11	0.11	0.11	0.11	0.11
1,2-Dichloropropane	µg/L	1.2	1.4	1.2	1.3	1.7	1.1	1.2	1.5	1.5
Bromoform	µg/L	0.27	0.27	0.27	0.27	0.27	0.27	0.27	0.27	0.27
Chloroform	µg/L	0.12	0.12	0.12	0.12	**0.16**[5]	0.12	0.12	0.12	0.12
Chloromethane	µg/L	0.14	0.14	0.14	0.14	0.14	0.14	0.14	0.14	0.14
cis-1,2-Dichloroethene	µg/L	0.085	0.085	0.085	0.085	**0.15**[6]	0.085	0.085	0.085	0.085
Dibromochloromethane	µg/L	0.13	0.13	0.13	0.13	0.13	0.13	0.13	0.13	0.13
Dichlorodifluoromethane	µg/L	0.099	0.099	0.099	0.099	0.099	0.099	0.099	0.099	0.099
Methylene chloride	µg/L	0.48	0.48	0.48	0.48	0.48	0.48	0.48	0.48	0.48
Tetrachloroethene	µg/L	0.73	0.67	**0.41**	**0.42**	**0.44**	**0.29**	**0.34**	**0.30**	**0.26**
Toluene	µg/L	0.093	0.093	0.093	0.093	0.093	0.093	0.093	0.093	0.093
Trichloroethene	µg/L	2.0	1.9	1.7	1.6	1.9	1.4	1.4	1.3	1.0
SEMI-VOLATILE ORGANIC COMPOUNDS (EPA 8270C)										
bis(2-Ethylhexyl)phthalate	µg/L	NA	NA	NA	NA	NA	NA	3.0	NA	NA
N-Nitrosodimethylamine	µg/L	NA	NA	NA	NA	NA	NA	0.61	NA	NA
ORGANOCHLORINE PESTICIDES (EPA 8081): NA										
PCBs (EPA 8082): NA										
ORGANO-PHOSPHORUS PESTICIDES (EPA 8141): NA										
CHLORINATED HERBICIDES (EPA 8151): NA										
EXPLOSIVE RESIDUES (EPA 8330): NA										

TABLE 27 (CONT'D)
HISTORICAL SUMMARY DATA - MONITORING WELL M-4 SHALLOW
RIALTO GWTS PERCHLORATE AND VOC REMEDIATION

ANALYTE	UNITS	Feb 2014	Jul 2015	MED.	AVG.	STD. DEV.	MIN.	MAX.
GENERAL CHEMISTRY								
Bicarbonate	mg/L	NA	NA	190	193	7.80	170	210
Carbonate	mg/L	NA	NA	NC	NC	NC	NC	NC
Chloride	mg/L	NA	NA	4.40	4.51	0.621	3.6	6.7
Hardness (as $CaCO_3$)	mg/L	NA	NA	170	173	9.16	150	190
Hydroxide	mg/L	NA	NA	NC	NC	NC	NC	NC
MBAS	mg/L	NA	NA	NC	NC	NC	**0.039**	**0.039**
Nitrate (as N)	mg/L	NA	NA	3.50	3.49	0.449	2.9	5.5
Perchlorate	µg/L	**2.9**	5.3	2.60	2.71	1.14	0.46	5.3
Phenolics	µg/L	NA	NA	NC	NC	NC	2.5	**5.4**
Sulfate	mg/L	NA	NA	16.0	15.8	1.45	13	18
Total Alkalinity (as $CaCO_3$)	mg/L	NA	NA	160	160	5.38	140	170
Total Dissolved Solids (TDS)	mg/L	NA	NA	230	235	22.5	180	270
FIELD PARAMETERS								
Oxygen (Dissolved)	mg/L	8.75	6.68	7.33	7.26	2.15	4.29	11.6
pH	Units	8.05	7.65	7.35	7.30	0.420	6.6	8.05
Specific Conductance	µmhos/cm	354	401	390	378	68.3	240	570
Temperature	°C	20.40	24.13	20.6	20.8	1.02	19.1	24.13
Turbidity	NTU	6.3	39.1	33.9	132	271	0.6	770
METALS								
Antimony	mg/L	NA	NA	NC	NC	NC	0.0099	**0.021**
Arsenic	mg/L	NA	NA	NC	NC	NC	NC	NC
Barium	mg/L	NA	NA	0.0290	0.0291	0.00164	0.027	0.033
Beryllium	mg/L	NA	NA	NC	NC	NC	NC	NC
Cadmium	mg/L	NA	NA	NC	NC	NC	NC	NC
Calcium	mg/L	NA	NA	57.0	57.1	2.84	51	63
Chromium	mg/L	NA	NA	NC	NC	NC	0.00086	**0.0023**
Cobalt	mg/L	NA	NA	NC	NC	NC	NC	NC
Copper	mg/L	NA	NA	NC	NC	NC	NC	NC
Iron	mg/L	NA	NA	NC	NC	NC	NC	NC
Lead	mg/L	NA	NA	NC	NC	NC	0.0041	**0.0096**
Magnesium	mg/L	NA	NA	7.30	7.26	0.352	6.6	8.1
Manganese	mg/L	NA	NA	NC	NC	NC	0.00068	**0.0059**
Mercury	mg/L	NA	NA	NC	NC	NC	0.000016	**0.000018**
Molybdenum	mg/L	NA	NA	NC	NC	NC	**0.0049**	**0.0086**
Nickel	mg/L	NA	NA	NC	NC	NC	NC	NC
Potassium	mg/L	NA	NA	2.50	2.64	0.644	2.2	4.7
Selenium	mg/L	NA	NA	NC	NC	NC	0.011	**0.090**
Silver	mg/L	NA	NA	NC	NC	NC	NC	NC
Sodium	mg/L	NA	NA	10.0	10.2	0.747	9.0	12
Thallium	mg/L	NA	NA	NC	NC	NC	NC	NC
Vanadium	mg/L	NA	NA	NC	NC	NC	0.0022	**0.0056**
Zinc	mg/L	NA	NA	NC	NC	NC	0.0023	0.013
VOLATILE ORGANIC COMPOUNDS (EPA 524.2)								
1,1-Dichloroethane	µg/L	**0.31**	0.11	0.145	0.180	0.0803	0.081	**0.38**
1,1,1,-Trichloroethane	µg/L	0.11	0.11	0.160	0.161	0.0655	NC	NC
1,2-Dichloropropane	µg/L	1.7	**0.38**	1.10	1.09	0.345	0.16	1.7
Bromoform	µg/L	0.27	0.27	NC	NC	NC	NC	NC
Chloroform	µg/L	0.12	0.12	NC	NC	NC	0.072	**0.16**
Chloromethane	µg/L	0.14	0.14	NC	NC	NC	NC	NC
cis-1,2-Dichloroethene	µg/L	0.085	0.085	NC	NC	NC	0.085	**0.15**
Dibromochloromethane	µg/L	0.13	0.13	NC	NC	NC	NC	NC
Dichlorodifluoromethane	µg/L	0.099	0.099	NC	NC	NC	NC	NC
Methylene chloride	µg/L	0.48	0.48	NC	NC	NC	0.16	**0.89**
Tetrachloroethene	µg/L	**0.32**	0.13	0.615	0.535	0.251	0.13	0.92
Toluene	µg/L	0.093	0.093	NC	NC	NC	NC	NC
Trichloroethene	µg/L	0.95	0.085	0.435	0.712	0.615	0.085	2.0
SEMI-VOLATILE ORGANIC COMPOUNDS (EPA 8270C)								
bis(2-Ethylhexyl)phthalate	µg/L	NA	NA	NC	NC	NC	NC	NC
N-Nitrosodimethylamine	µg/L	NA	NA	NC	NC	NC	0.00058	0.038
ORGANOCHLORINE PESTICIDES (EPA 8081): NA								
PCBs (EPA 8082): NA								
ORGANO-PHOSPHORUS PESTICIDES (EPA 8141): NA								
CHLORINATED HERBICIDES (EPA 8151): NA								
EXPLOSIVE RESIDUES (EPA 8330): NA								

TABLE 28
HISTORICAL SUMMARY DATA - MONITORING WELL M-4 DEEP
RIALTO GWTS PERCHLORATE AND VOC REMEDIATION

ANALYTE	UNITS	Jun 2005	Jan 2006	Feb 2006	Mar 2006	Apr 2006	May 2006	Jun 2006	Jul 2006	Aug 2006
GENERAL CHEMISTRY										
Bicarbonate	mg/L	NA	NA	180	180	200	200[7]	180	170	170
Carbonate	mg/L	NA	NA	3.0	3.0	1.5	1.5[7]	3.0	1.5	1.5
Chloride	mg/L	NA	NA	3.0	2.7	4.6	3.9[7]	2.8	4.7	3.7
Hardness (as $CaCO_3$)	mg/L	NA	NA	130	130	180	180[7]	130	140	140
Hydroxide	mg/L	NA	NA	1.6	1.6	0.81	0.81[7]	1.6	0.81	0.81
MBAS	mg/L	NA	NA	0.039	0.039	0.039	0.039[7]	0.078	0.039	0.039
Nitrate (as N)	mg/L	NA	**0.035**[6]	0.98	0.96	3.5	4.8[7]	1.0	0.97	1.1
Perchlorate	µg/L	**3.7**[6]	0.46	0.46	0.46	**2.8**[6]	150[6,7]	0.46	0.46	0.46
Phenolics	µg/L	NA	NA	NA	NA	NA	NA	NA	NA	NA
Sulfate	mg/L	NA	29[6]	16	16	17	18[7]	16	16	16
Total Alkalinity (as $CaCO_3$)	mg/L	NA	NA	140	150	160	170[6,7]	150	140	140
Total Dissolved Solids (TDS)	mg/L	NA	430[6]	200	200	220	260[7]	190	200	200
FIELD PARAMETERS										
Oxygen (Dissolved)	mg/L	NA	9.4	9.8	8.6	9.3	9.5[7]	8.8	8.2	7.9
pH	Units	NA	7.6	8.0	7.5	7.4	7.7[7]	7.2	7.1	6.9
Specific Conductance	µmhos/cm	NA	500	280	300	380	500[7]	270	250	250
Temperature	°C	NA	21.0	20.2	20.3	20.6	22[7]	22.1	22.0	21.1
Turbidity	NTU	NA	<5	<5	<5	89	<5[7]	<5	17	<5
METALS										
Antimony	mg/L	NA	NA	NA	NA	NA	NA	NA	NA	NA
Arsenic	mg/L	NA	NA	NA	NA	NA	NA	NA	NA	NA
Barium	mg/L	NA	NA	NA	NA	NA	NA	NA	NA	NA
Beryllium	mg/L	NA	NA	NA	NA	NA	NA	NA	NA	NA
Cadmium	mg/L	NA	NA	NA	NA	NA	NA	NA	NA	NA
Calcium	mg/L	NA	NA	46	43	58	57[7]	45	49	49
Chromium	mg/L	NA	NA	NA	NA	NA	NA	NA	NA	NA
Cobalt	mg/L	NA	NA	NA	NA	NA	NA	NA	NA	NA
Copper	mg/L	NA	NA	0.0020	0.0026	0.0026	**0.0035**[7]	**0.0031**	**0.0033**	0.0020
Iron	mg/L	NA	NA	0.019	0.019	0.09[6]	0.019[7]	0.019	0.019	0.019
Lead	mg/L	NA	NA	NA	NA	NA	NA	NA	NA	NA
Magnesium	mg/L	NA	NA	4.7	4.3	7.3[6]	8.9[6,7]	4.2	4.4	4.5
Manganese	mg/L	NA	NA	0.042[6]	0.0057	0.0057	0.0057[7]	0.0053	0.0053	0.0053
Mercury	mg/L	NA	NA	NA	NA	NA	NA	NA	NA	NA
Molybdenum	mg/L	NA	NA	NA	NA	NA	NA	NA	NA	NA
Nickel	mg/L	NA	NA	NA	NA	NA	NA	NA	NA	NA
Potassium	mg/L	NA	NA	2.0	2.3[6]	2.5[6]	2.8[6,7]	2.1	4[6]	3.7[6]
Selenium	mg/L	NA	NA	NA	NA	NA	NA	NA	NA	NA
Silver	mg/L	NA	NA	NA	NA	NA	NA	NA	NA	NA
Sodium	mg/L	NA	NA	11	12[6]	10	11[7]	10	10	9.9
Thallium	mg/L	NA	NA	NA	NA	NA	NA	NA	NA	NA
Vanadium	mg/L	NA	NA	NA	NA	NA	NA	NA	NA	NA
Zinc	mg/L	NA	NA	0.016	0.0077	0.0077	0.0077[7]	**0.0085**	0.013	0.0077
VOLATILE ORGANIC COMPOUNDS (EPA 524.2):										
1,1,1,-Trichloroethane	µg/L	0.16	0.16	0.16	0.16	0.16	0.57[6,7]	0.16	0.16	0.27
1,1-Dichloroethane	µg/L	0.13	0.13	0.13	0.13	**0.16**[6]	**0.13**[6,7]	0.13	0.13	0.10
1,2-Dichloropropane	µg/L	0.16	0.16	0.16	0.16	1.2[6]	0.73[6,7]	0.16	0.16	0.069
Bromoform	µg/L	0.33	0.33	0.33	0.33	0.33	0.33[7]	0.33	0.33	**0.34**[5,6]
Chloroform	µg/L	0.11	0.19	0.19	0.19	0.19	0.66[5,6,7]	0.11	0.11	0.076
Chloromethane	µg/L	**0.21**[6]	0.17	0.17	0.17	0.17	0.17[7]	0.17	0.17	0.14
cis-1,2-Dichloroethene	µg/L	0.11	0.11	0.11	0.11	0.11	0.11	0.11	0.11	0.11
Dibromochloromethane	µg/L	0.14	0.14	0.14	0.14	0.14	0.14[7]	0.14	**0.14**	0.14
Dichlorodifluoromethane	µg/L	0.20	0.20	0.20	0.20	0.20	**0.42**[7]	0.20	0.20	0.17
Methylene chloride	µg/L	0.44	0.44	0.44	0.44	**0.46**	0.44[7]	0.44	0.44	0.16
Tetrachloroethene	µg/L	**0.15**	0.15	**0.35**	0.15	**0.36**	**0.31**[7]	0.15	0.15	0.18
Toluene	µg/L	0.15	0.15	0.15	0.15	0.15	0.15	0.15	0.15	0.12
Trichloroethene	µg/L	0.15	0.15	0.15	0.15	**0.24**	1.8[6,7]	0.15	0.15	0.15
Trichlorofluoromethane	µg/L	0.11	0.11	0.11	0.11	0.11	0.11	0.11	0.11	0.11
TIC: Dichlorofluoromethane	µg/L	NR	NR	NR	NR	NR	NR	NR	NR	NR
SEMI-VOLATILE ORGANIC COMPOUNDS (EPA 8270C):										
bis(2-Ethylhexyl)phthalate	µg/L	NA	NA	NA	NA	NA	NA	NA	NA	NA
N-Nitrosodimethylamine	µg/L	NA	NA	NA	NA	NA	NA	NA	NA	NA
ORGANOCHLORINE PESTICIDES (EPA 8081): NA										
PCBs (EPA 8082): NA										
ORGANO-PHOSPHORUS PESTICIDES (EPA 8141): NA										
CHLORINATED HERBICIDES (EPA 8151): NA										
EXPLOSIVE RESIDUES (EPA 8330): NA										

TABLE 28 (CONT'D)
HISTORICAL SUMMARY DATA - MONITORING WELL M-4 DEEP
RIALTO GWTS PERCHLORATE AND VOC REMEDIATION

ANALYTE	UNITS	Nov 2006	Feb 2007	May 2007	Aug 2007	Nov 2007	Jan 2008	May 2008	Aug 2008	Nov 2008
GENERAL CHEMISTRY										
Bicarbonate	mg/L	160	180	170	150	180	180	170	180	160
Carbonate	mg/L	7.4[(6)]	3.0	1.5	9.7[(6)]	1.5	NA	1.5	3.0	2.3
Chloride	mg/L	3.0	3.1	2.9	3.0	2.8	2.6	3.3	3.2	3.1
Hardness (as $CaCO_3$)	mg/L	150	140	150	130	150	150	150	140	140
Hydroxide	mg/L	0.81	1.6	0.81	0.81	0.81	NA	0.81	1.6	1.3
MBAS	mg/L	0.039	0.039	0.078	0.039	0.039	0.039	0.039	0.039	0.039[e]
Nitrate (as N)	mg/L	1.0	1.0	0.99	0.99	1.2	1.1	1.2	1.2	1.3[e]
Perchlorate	µg/L	0.46	0.46	0.46	0.46	0.46	0.30	0.30	0.30	0.30
Phenolics	µg/L	NA	NA	NA	NA	NA	NA	NA	NA	NA
Sulfate	mg/L	15	16	16	16	17	16	17	16	16
Total Alkalinity (as $CaCO_3$)	mg/L	140	150	140	140	150	150	140	140	130
Total Dissolved Solids (TDS)	mg/L	200	200	210	190	230	210	200	200	210
FIELD PARAMETERS										
Oxygen (Dissolved)	mg/L	9.2	4.8	3.4	8.8	11	10.2	7.0	7.41	7.20
pH	Units	7.3	7.6	7.8	6.8	7.3	6.6	7.53	7.70	7.44
Specific Conductance	µmhos/cm	260	200	210	330	480	400	311	332	356
Temperature	°C	20.6	20.1	20.5	21.9	20.6	20.1	20.31	20.34	21.5
Turbidity	NTU	<5	NA	<5	<5	<5	7.6	<5	<5	<5
METALS										
Antimony	mg/L	**0.023**[(6)]	NA	NA	NA	0.014	NA	NA	NA	NA
Arsenic	mg/L	0.018	NA	NA	NA	0.020	NA	NA	NA	NA
Barium	mg/L	**0.018**	NA	NA	NA	0.017	NA	NA	NA	NA
Beryllium	mg/L	0.0015	NA	NA	NA	0.00037	NA	NA	NA	NA
Cadmium	mg/L	0.0032	NA	NA	NA	0.0040	NA	NA	NA	NA
Calcium	mg/L	52	51	51	47	51	52	52	50	50
Chromium	mg/L	0.0014	NA	NA	NA	0.0012	NA	NA	NA	NA
Cobalt	mg/L	0.0014	NA	NA	NA	0.0032	NA	NA	NA	NA
Copper	mg/L	0.0020	0.0018	0.0018	0.0018	0.0018	0.0018	**0.0016**	0.0014	0.0014
Iron	mg/L	0.019	0.016	0.028	0.028	0.028	0.028	0.0072	0.0072	0.0072
Lead	mg/L	0.0065	NA	NA	NA	0.0041	NA	NA	NA	NA
Magnesium	mg/L	4.8	4.4	4.6	4.3	4.6	4.7	4.7	4.4	4.5
Manganese	mg/L	0.0053	0.0016	0.0037	0.0037	0.0037	0.0037	**0.0023**	0.00068	**0.00074**
Mercury	mg/L	**0.000038**	NA	NA	NA	0.000022	NA	NA	NA	NA
Molybdenum	mg/L	**0.0049**	NA	NA	NA	**0.0071**	NA	NA	NA	NA
Nickel	mg/L	0.0067	NA	NA	NA	0.0018	NA	NA	NA	NA
Potassium	mg/L	2.1	2.0	1.9	1.9	2.0	2.0	1.9	2.0	1.9
Selenium	mg/L	0.013	NA	NA	NA	**0.020**	NA	NA	NA	NA
Silver	mg/L	0.0020	NA	NA	NA	0.0019	NA	NA	NA	NA
Sodium	mg/L	9.8	9.7	10	10	11	11	9.9	10	9.9
Thallium	mg/L	0.016	NA	NA	NA	0.024	NA	NA	NA	NA
Vanadium	mg/L	0.0045	NA	NA	NA	**0.0048**	NA	NA	NA	NA
Zinc	mg/L	0.0077	0.0073	0.0061	0.0061	0.0061	0.0061	**0.0032**	**0.0069**	0.0032
VOLATILE ORGANIC COMPOUNDS (EPA 524.2):										
1,1,1,-Trichloroethane	µg/L	0.27	0.27	0.27	0.27	0.27	0.27	0.27	0.18	0.18
1,1-Dichloroethane	µg/L	0.10	0.10	0.11	0.11	0.11	0.25	0.25	0.13	0.13
1,2-Dichloropropane	µg/L	0.069	0.069	0.12	0.12	0.12	0.41	0.41	0.16	0.16
Bromoform	µg/L	0.22	0.22	0.22	0.79[(6)]	0.22	0.31	0.31	0.24	0.24
Chloroform	µg/L	0.076	0.076	0.098	0.098	0.098	0.24	0.24	0.23	0.23
Chloromethane	µg/L	0.14	0.14	0.072	0.14	0.14	0.35	0.35	0.20	0.20
cis-1,2-Dichloroethene	µg/L	0.11	0.11	0.11	0.11	0.11	0.11	0.11	0.11	0.11
Dibromochloromethane	µg/L	0.12	0.12	0.12	**0.15**	0.12	0.23	0.23	0.23	0.23
Dichlorodifluoromethane	µg/L	0.17	0.17	0.085	0.11	0.11	0.34	0.34	0.22	0.22
Methylene chloride	µg/L	0.16	0.16	0.16	0.16	0.16	0.27	0.27	0.27	0.27
Tetrachloroethene	µg/L	0.18	0.18	**0.13**	**0.35**	0.52	**0.29**	**0.46**	**0.42**	0.64
Toluene	µg/L	0.12	0.12	0.12	0.12	0.12	0.24	0.24	0.12	0.12
Trichloroethene	µg/L	0.15	0.15	0.13	0.13	0.13	0.19	0.19	0.16	0.16
Trichlorofluoromethane	µg/L	0.11	0.11	0.11	0.11	0.11	0.11	0.11	0.11	0.11
TIC: Dichlorofluoromethane	µg/L	NR	NR	NR	NR	NR	NR	NR	NR	NR
SEMI-VOLATILE ORGANIC COMPOUNDS (EPA 8270C):										
bis(2-Ethylhexyl)phthalate	µg/L	NA	NA	NA	NA	**2.6**	NA	NA	NA	NA
N-Nitrosodimethylamine	µg/L	NA	NA	NA	NA	0.035	NA	NA	NA	NA
ORGANOCHLORINE PESTICIDES (EPA 8081): NA										
PCBs (EPA 8082): NA										
ORGANO-PHOSPHORUS PESTICIDES (EPA 8141): NA										
CHLORINATED HERBICIDES (EPA 8151): NA										
EXPLOSIVE RESIDUES (EPA 8330): NA										

TABLE 28 (CONT'D)
HISTORICAL SUMMARY DATA - MONITORING WELL M-4 DEEP
RIALTO GWTS PERCHLORATE AND VOC REMEDIATION

ANALYTE	UNITS	Feb 2009	May 2009	Aug 2009	Nov 2009	Feb 2010	May 2010	Aug 2010	Retest Sep 2010	Nov 2010
GENERAL CHEMISTRY										
Bicarbonate	mg/L	170	170	140	170	170	NA	NA	NA	NA
Carbonate	mg/L	2.5	2.5	2.5	2.5	2.5	NA	NA	NA	NA
Chloride	mg/L	2.9	3.6	3.7	3.0	3.1	7.1[6]	3.5	NA	3.6
Hardness (as $CaCO_3$)	mg/L	150	140	140	140	150	150	160	NA	160
Hydroxide	mg/L	1.4	1.4	1.4	1.4	1.4	1.4	1.4	NA	1.4
MBAS	mg/L	0.039	NA	NA	0.039	NA	0.039	0.039[e]	0.039	0.039
Nitrate (as N)	mg/L	1.4	1.4	1.4	1.7	1.8	2.5	2.2	NA	2.4
Perchlorate	µg/L	0.82	0.35	0.35	0.35	0.35	0.35	0.35	NA	0.61
Phenolics	µg/L	NA	NA	NA	NA	NA	NA	NA	NA	NA
Sulfate	mg/L	15	18	16	16	17	17	16	NA	18
Total Alkalinity (as $CaCO_3$)	mg/L	140	140	120[6]	140	140	140	140	NA	150
Total Dissolved Solids (TDS)	mg/L	140[6]	200	190	210	230	240	210	NA	240
FIELD PARAMETERS										
Oxygen (Dissolved)	mg/L	6.57	7.09	9.79	5.37	9.74	8.86	7.01	7.42	6.80
pH	Units	7.76	7.61	7.68	7.02	7.32	7.60	7.66	7.66	7.22
Specific Conductance	µmhos/cm	318	340	339	344	349	349	363	373	367
Temperature	°C	19.56	20.20	22.5	21.3	19.9	22.37	22.69	20.14	19.70
Turbidity	NTU	7.7	<5	<5	<5	<5	<5	<5	<5	<5
METALS										
Antimony	mg/L	0.0099	NA	NA	0.034	NA	0.034	0.010	NA	0.010
Arsenic	mg/L	**0.023**[6]	NA	NA	0.019	NA	0.019	0.0075	NA	0.0075
Barium	mg/L	0.02[5]	NA	NA	0.020	NA	0.021	0.022	NA	0.023
Beryllium	mg/L	0.00061	NA	NA	0.0011	NA	0.0011	0.0010	NA	0.001
Cadmium	mg/L	0.00090	NA	NA	0.00060	NA	0.00060	0.0010	NA	0.001
Calcium	mg/L	51	49	50	50	51	54	56	NA	57
Chromium	mg/L	0.00092	NA	NA	**0.0012**	NA	0.00086	**0.0020**	NA	**0.0017**
Cobalt	mg/L	0.0043	NA	NA	0.0037	NA	0.0037	0.0050	NA	0.005
Copper	mg/L	0.0014	0.0014	0.0015	0.0015	0.0015	0.0015	0.0023	NA	0.0023
Iron	mg/L	0.0072	0.0072	0.0093	0.0093	0.0093	NA	NA	NA	NA
Lead	mg/L	0.012	NA	NA	0.012	NA	0.012	0.0050	NA	0.005
Magnesium	mg/L	4.5	4.4	4.4	4.5	4.6	4.8	5.0	NA	5.1
Manganese	mg/L	0.00068	0.00068	0.0025	0.0025	0.0025	NA	NA	NA	NA
Mercury	mg/L	0.000016	NA	NA	0.000016	NA	0.000016	0.000017	NA	0.000017
Molybdenum	mg/L	**0.013**[5,6]	NA	NA	0.0050	NA	**0.0059**	**0.0091**	NA	**0.0074**
Nickel	mg/L	0.0019	NA	NA	0.0015	NA	0.0015	0.0012	NA	0.0012
Potassium	mg/L	2.0	2.0	2.0	2.0	2.0	NA	NA	NA	NA
Selenium	mg/L	0.012	NA	NA	0.025	NA	0.025	0.011	NA	0.011
Silver	mg/L	0.0025	NA	NA	0.0018	NA	0.0018	0.0011	NA	0.0011
Sodium	mg/L	10	9.7	10	10	11	NA	NA	NA	NA
Thallium	mg/L	0.016	NA	NA	0.021	NA	0.021	0.015	NA	0.015
Vanadium	mg/L	**0.0055**	NA	NA	**0.0058**	NA	**0.0046**	**0.0037**	NA	**0.0047**
Zinc	mg/L	0.0032	0.0032	0.0023	0.026[6]	0.0023	0.0023	0.0059	NA	0.0059
VOLATILE ORGANIC COMPOUNDS (EPA 524.2):										
1,1,1,-Trichloroethane	µg/L	0.18	0.18	0.14	0.081	0.081	0.081	0.11	NA	0.11
1,1-Dichloroethane	µg/L	0.13	0.13	0.13	0.081	0.081	0.081	0.11	NA	0.11
1,2-Dichloropropane	µg/L	0.16	0.16	0.16	0.12	0.12	0.12	0.13	NA	0.13
Bromoform	µg/L	0.24	0.24	0.24	0.23	0.23	0.23	0.27	NA	0.27
Chloroform	µg/L	0.23	0.23	0.23	0.072	0.072	0.072	0.12	NA	0.12
Chloromethane	µg/L	0.20	0.20	0.20	0.11	0.11	0.11	0.14	NA	0.14
cis-1,2-Dichloroethene	µg/L	0.11	0.11	0.11	0.11	0.11	**0.16**	**0.20**	NA	**0.19**
Dibromochloromethane	µg/L	0.23	0.23	0.23	0.077	0.077	0.077	0.13	NA	0.13
Dichlorodifluoromethane	µg/L	0.22	0.22	0.21	0.11	0.84	0.75	0.93	NA	1.2
Methylene chloride	µg/L	0.27	0.27	0.28	0.28	0.28	0.28	0.48	NA	0.48
Tetrachloroethene	µg/L	0.76	0.56	0.64	1.4	2.1	2.0	2.5	NA	2.3
Toluene	µg/L	0.12	0.12	0.12	0.093	0.093	0.52[6]	0.093	NA	0.093
Trichloroethene	µg/L	0.16	0.16	0.13	0.13	0.13	**0.15**	**0.16**	NA	**0.15**
Trichlorofluoromethane	µg/L	0.11	0.11	0.11	0.11	**0.27**	0.11	**0.31**	NA	**0.28**
TIC: Dichlorofluoromethane	µg/L	NR	NR	NR	NR	NR	NR	NR	NR	0.48
SEMI-VOLATILE ORGANIC COMPOUNDS (EPA 8270C):										
bis(2-Ethylhexyl)phthalate	µg/L	**3.7**[5]	NA	NA	**4.8**	NA	NA	NA	NA	13
N-Nitrosodimethylamine	µg/L	0.00066	NA	NA	0.00058	NA	NA	NA	NA	0.0030
ORGANOCHLORINE PESTICIDES (EPA 8081): NA										
PCBs (EPA 8082): NA										
ORGANO-PHOSPHORUS PESTICIDES (EPA 8141): NA										
CHLORINATED HERBICIDES (EPA 8151): NA										
EXPLOSIVE RESIDUES (EPA 8330): NA										

TABLE 28 (CONT'D)
HISTORICAL SUMMARY DATA - MONITORING WELL M-4 DEEP
RIALTO GWTS PERCHLORATE AND VOC REMEDIATION

ANALYTE	UNITS	Feb 2011	May 2011	Aug 2011	Nov 2011	Jan 2012	Jun 2012	Aug 2012	Feb 2013	Aug 2013
GENERAL CHEMISTRY										
Bicarbonate	mg/L	NA	NA	NA	NA	NA	NA	NA	NA	NA
Carbonate	mg/L	NA	NA	NA	NA	NA	NA	NA	NA	NA
Chloride	mg/L	3.5	3.4	3.7	3.9	3.6	NA	3.8	3.5	NA
Hardness (as $CaCO_3$)	mg/L	160	160	170	170	170	NA	170	160	NA
Hydroxide	mg/L	1.4	1.4	1.4	1.4	1.4	NA	1.4	1.4	NA
MBAS	mg/L	0.039	0.039	0.039	0.039	0.039	NA	0.039	**0.022**	NA
Nitrate (as N)	mg/L	2.2	2.3	2.5	2.3	2.1	NA	2.3	2.3	NA
Perchlorate	µg/L	0.61	0.61	0.61	0.27	0.20	0.81	0.81	0.81	0.81
Phenolics	µg/L	4.9	4.9	4.9	4.9	4.9	NA	4.9	2.5	NA
Sulfate	mg/L	19	18	19	19	18	NA	19	19	NA
Total Alkalinity (as $CaCO_3$)	mg/L	150	150	150	150	150	NA	150	150	NA
Total Dissolved Solids (TDS)	mg/L	220	230	230	220	200	NA	230	230	NA
FIELD PARAMETERS										
Oxygen (Dissolved)	mg/L	6.18	5.12	7.61	9.19	9.49	9.35	8.52	8.40	10.39
pH	Units	6.98	7.31	7.61	7.64	7.57	7.01	6.30	8.11	8.13
Specific Conductance	µmhos/cm	355	362	361	351	369	370	517	295	310
Temperature	°C	20.75	21.78	21.88	20.59	18.80	22.32	21.71	20.45	23.75
Turbidity	NTU	<5	<5	<5	<5	<5	<5	<5	<5	<5
METALS										
Antimony	mg/L	0.010	0.010	0.010	0.010	0.010	NA	**0.012**[(6)]	**0.0077**	NA
Arsenic	mg/L	0.0075	0.0075	0.0075	0.0075	0.0075	NA	0.0075	0.0092	NA
Barium	mg/L	0.023	0.024	0.023	0.023	0.024	NA	0.025[(5)]	0.022	NA
Beryllium	mg/L	0.001	0.001	0.001	0.001	0.001	NA	0.001	0.00050	NA
Cadmium	mg/L	0.001	0.001	0.001	0.001	0.001	NA	0.001	0.0011	NA
Calcium	mg/L	55	56	59	59	58	NA	59	56	NA
Chromium	mg/L	**0.0010**	0.0010	0.0010	0.0010	**0.0010**	NA	**0.0017**	**0.0010**	NA
Cobalt	mg/L	0.005	0.005	0.005	0.005	0.005	NA	0.005	0.0011	NA
Copper	mg/L	0.0023	0.0023	0.0023	0.0023	0.0023	NA	0.0023	0.001	NA
Iron	mg/L	NA	NA	NA	NA	NA	NA	NA	NA	NA
Lead	mg/L	0.005	0.005	0.005	**0.0054**	0.005	NA	0.005	**0.0056**	NA
Magnesium	mg/L	4.9	5.0	5.2	5.3	5.2	NA	5.4	4.8	NA
Manganese	mg/L	NA	NA	NA	NA	NA	NA	NA	NA	NA
Mercury	mg/L	0.000017	**0.000042**	0.000030	0.000030	**0.000048**	NA	0.000030	0.000024	NA
Molybdenum	mg/L	**0.0073**	**0.0079**	**0.0056**	**0.0053**	**0.0063**	NA	**0.0070**	**0.0048**	NA
Nickel	mg/L	0.0012	0.0012	0.0012	0.0012	0.0012	NA	0.0012	0.0024	NA
Potassium	mg/L	NA	NA	NA	NA	NA	NA	2.1	2.1	NA
Selenium	mg/L	0.011	0.011	0.011	0.011	**0.016**	NA	**0.012**	0.015	NA
Silver	mg/L	0.0011	0.0011	0.0011	0.0011	0.0011	NA	0.0011	0.0012	NA
Sodium	mg/L	NA	NA	NA	NA	NA	NA	9.9	11	NA
Thallium	mg/L	0.015	0.015	0.015	0.015	0.015	NA	0.015	0.010	NA
Vanadium	mg/L	**0.0045**	**0.0050**	**0.0050**	**0.0039**	**0.0045**	NA	**0.0066**	**0.0043**	NA
Zinc	mg/L	0.0059	0.0059	0.0059	0.0059	0.0059	NA	0.0059	0.0050	NA
VOLATILE ORGANIC COMPOUNDS (EPA 524.2)										
1,1,1,-Trichloroethane	µg/L	0.11	0.11	0.11	0.11	0.11	0.11	0.11	0.11	0.11
1,1-Dichloroethane	µg/L	0.11	0.11	0.11	0.11	0.11	0.11	0.11	0.11	0.11
1,2-Dichloropropane	µg/L	0.13	0.13	0.13	0.13	0.13	0.13	0.13	0.13	0.13
Bromoform	µg/L	0.27	0.27	0.27	0.27	0.27	0.27	0.27	0.27	0.27
Chloroform	µg/L	0.12	0.12	0.12	0.12	0.12	0.12	0.12	0.12	0.12
Chloromethane	µg/L	0.14	0.14	0.14	0.14	0.14	0.14	0.14	0.14	0.14
cis-1,2-Dichloroethene	µg/L	**0.13**	**0.12**	0.085	**0.12**	0.085	0.085	0.085	0.085	0.085
Dibromochloromethane	µg/L	0.13	0.13	0.13	0.13	0.13	0.13	0.13	0.13	0.13
Dichlorodifluoromethane	µg/L	1.3	1.0	1.1	0.9	0.9	0.78	0.82	0.82	0.65
Methylene chloride	µg/L	0.48	0.48	0.48	0.48	0.48	0.48	0.48	0.48	0.48
Tetrachloroethene	µg/L	2.3	2.2	1.8	1.6	1.7	1.5	1.4	1.2	1.2
Toluene	µg/L	0.093	0.093	0.093	0.093	0.093	0.093	0.093	0.093	0.093
Trichloroethene	µg/L	**0.12**	**0.10**	0.085	0.085	0.085	0.085	0.085	0.085	0.085
Trichlorofluoromethane	µg/L	**0.32**	**0.27**	**0.29**	**0.24**	**0.30**	**0.21**	**0.21**	**0.19**	**0.18**
TIC: Dichlorofluoromethane	µg/L	NR	NR	NR	NR	NR	NR	NR	NR	NR
SEMI-VOLATILE ORGANIC COMPOUNDS (EPA 8270C)										
bis(2-Ethylhexyl)phthalate	µg/L	NA	NA	NA	9.0	NA	NA	12	NA	NA
N-Nitrosodimethylamine	µg/L	NA	NA	NA	NA	NA	NA	0.61	NA	NA
ORGANOCHLORINE PESTICIDES (EPA 8081): NA										
PCBs (EPA 8082): NA										
ORGANO-PHOSPHORUS PESTICIDES (EPA 8141): NA										
CHLORINATED HERBICIDES (EPA 8151): NA										
EXPLOSIVE RESIDUES (EPA 8330): NA										

TABLE 28 (CONT'D)
HISTORICAL SUMMARY DATA - MONITORING WELL M-4 DEEP
RIALTO GWTS PERCHLORATE AND VOC REMEDIATION

ANALYTE	UNITS	Feb 2014	Jul 2015	MED.	AVG.	STD. DEV.	MIN.	MAX.
GENERAL CHEMISTRY								
Bicarbonate	mg/L	NA	NA	170	171	13.1	140	200
Carbonate	mg/L	NA	NA	NC	NC	NC	NC	NC
Chloride	mg/L	NA	NA	3.35	3.39	0.564	2.6	4.7
Hardness (as $CaCO_3$)	mg/L	NA	NA	150	150	14.7	130	180
Hydroxide	mg/L	NA	NA	NC	NC	NC	NC	NC
MBAS	mg/L	NA	NA	NC	NC	NC	**0.022**	**0.022**
Nitrate (as N)	mg/L	NA	NA	1.40	1.66	0.794	**0.035**	3.5
Perchlorate	µg/L	0.45	1.3	NC	NC	NC	0.20	**3.7**
Phenolics	µg/L	NA	NA	NC	NC	NC	NC	NC
Sulfate	mg/L	NA	NA	16.0	16.9	1.31	15	19
Total Alkalinity (as $CaCO_3$)	mg/L	NA	NA	140	145	7.24	130	160
Total Dissolved Solids (TDS)	mg/L	NA	NA	210	212	16.2	190	240
FIELD PARAMETERS								
Oxygen (Dissolved)	mg/L	8.41	6.76	8.41	7.99	1.89	3.4	11
pH	Units	8.19	7.55	7.54	7.43	0.462	6.30	8.19
Specific Conductance	µmhos/cm	302	379	347	341	76.2	200	517
Temperature	°C	21.28	23.48	20.7	21.1	1.23	18.80	23.75
Turbidity	NTU	0.1	1.4	7.65	26.5	39.0	0.1	89
METALS								
Antimony	mg/L	NA	NA	NC	NC	NC	**0.0077**	**0.023**
Arsenic	mg/L	NA	NA	NC	NC	NC	NC	NC
Barium	mg/L	NA	NA	0.0225	0.0216	0.00262	0.017	0.025
Beryllium	mg/L	NA	NA	NC	NC	NC	NC	NC
Cadmium	mg/L	NA	NA	NC	NC	NC	NC	NC
Calcium	mg/L	NA	NA	51.0	52.1	4.66	43	59
Chromium	mg/L	NA	NA	NC	NC	NC	0.00086	**0.0020**
Cobalt	mg/L	NA	NA	NC	NC	NC	NC	NC
Copper	mg/L	NA	NA	NC	NC	NC	0.001	**0.0033**
Iron	mg/L	NA	NA	NC	NC	NC	NC	NC
Lead	mg/L	NA	NA	NC	NC	NC	0.0041	**0.0056**
Magnesium	mg/L	NA	NA	4.60	4.70	0.352	4.2	5.4
Manganese	mg/L	NA	NA	NC	NC	NC	0.00068	**0.0023**
Mercury	mg/L	NA	NA	NC	NC	NC	0.000016	**0.000048**
Molybdenum	mg/L	NA	NA	NC	NC	NC	**0.0048**	**0.0091**
Nickel	mg/L	NA	NA	NC	NC	NC	NC	NC
Potassium	mg/L	NA	NA	2.00	2.00	0.0725	1.9	2.1
Selenium	mg/L	NA	NA	NC	NC	NC	0.011	**0.020**
Silver	mg/L	NA	NA	NC	NC	NC	NC	NC
Sodium	mg/L	NA	NA	10.0	10.2	0.499	9.7	11
Thallium	mg/L	NA	NA	NC	NC	NC	NC	NC
Vanadium	mg/L	NA	NA	NC	NC	NC	**0.0037**	**0.0066**
Zinc	mg/L	NA	NA	NC	NC	NC	0.0023	0.016
VOLATILE ORGANIC COMPOUNDS (EPA 524.2)								
1,1,1,-Trichloroethane	µg/L	0.11	0.11	0.160	0.161	0.0655	NC	NC
1,1-Dichloroethane	µg/L	0.11	0.11	0.110	0.121	0.0352	NC	NC
1,2-Dichloropropane	µg/L	0.13	0.13	0.130	0.148	0.0700	NC	NC
Bromoform	µg/L	0.27	0.27	NC	NC	NC	NC	NC
Chloroform	µg/L	0.12	0.12	NC	NC	NC	NC	NC
Chloromethane	µg/L	0.14	0.14	NC	NC	NC	NC	NC
cis-1,2-Dichloroethene	µg/L	0.085	0.085	NC	NC	NC	0.085	**0.20**
Dibromochloromethane	µg/L	0.13	0.13	NC	NC	NC	0.077	**0.15**
Dichlorodifluoromethane	µg/L	**0.45**	**0.20**	0.220	0.476	0.390	0.085	1.3
Methylene chloride	µg/L	0.48	0.48	NC	NC	NC	0.16	**0.46**
Tetrachloroethene	µg/L	0.82	**0.46**	0.600	0.944	0.808	**0.13**	2.5
Toluene	µg/L	0.093	0.093	NC	NC	NC	NC	NC
Trichloroethene	µg/L	0.085	0.085	NC	NC	NC	0.085	**0.24**
Trichlorofluoromethane	µg/L	0.13	0.13	NC	NC	NC	0.11	**0.32**
TIC: Dichlorofluoromethane	µg/L	NR	NR	0.480	0.480	0.0	0.48	0.48
SEMI-VOLATILE ORGANIC COMPOUNDS (EPA 8270C)								
bis(2-Ethylhexyl)phthalate	µg/L	NA	NA	9.00	8.14	4.75	**2.6**	13
N-Nitrosodimethylamine	µg/L	NA	NA	NC	NC	NC	0.00058	0.035
ORGANOCHLORINE PESTICIDES (EPA 8081): NA								
PCBs (EPA 8082): NA								
ORGANO-PHOSPHORUS PESTICIDES (EPA 8141): NA								
CHLORINATED HERBICIDES (EPA 8151): NA								
EXPLOSIVE RESIDUES (EPA 8330): NA								

TABLE 29
HISTORICAL SUMMARY DATA - MONITORING WELL M-5 ZONE 1
RIALTO GWTS PERCHLORATE AND VOC REMEDIATION

ANALYTE	UNITS	Jun 2008	Aug 2008	Nov 2008	Feb 2009	May 2009	Aug 2009	Nov 2009	Feb 2010	May 2010
GENERAL CHEMISTRY										
Perchlorate	µg/L	NC	DRY	DRY	DRY	DRY	DRY	DRY	DRY	DRY
FIELD PARAMETERS										
Oxygen (Dissolved)	mg/L	NC	DRY	DRY	DRY	DRY	DRY	DRY	DRY	DRY
pH	Units	NC	DRY	DRY	DRY	DRY	DRY	DRY	DRY	DRY
Specific Conductance	µmhos/cm	NC	DRY	DRY	DRY	DRY	DRY	DRY	DRY	DRY
Temperature	°C	NC	DRY	DRY	DRY	DRY	DRY	DRY	DRY	DRY
Turbidity	NTU	NC	DRY	DRY	DRY	DRY	DRY	DRY	DRY	DRY
METALS: NA										
VOLATILE ORGANIC COMPOUNDS (EPA 524.2): NA										
1,1-Dichloroethane	µg/L	NC	DRY	DRY	DRY	DRY	DRY	DRY	DRY	DRY
1,2-Dichloropropane	µg/L	NC	DRY	DRY	DRY	DRY	DRY	DRY	DRY	DRY
Chloroform	µg/L	NC	DRY	DRY	DRY	DRY	DRY	DRY	DRY	DRY
cis-1,2-Dichloroethene	µg/L	NC	DRY	DRY	DRY	DRY	DRY	DRY	DRY	DRY
Dichorodifluoromethane	µg/L	NC	DRY	DRY	DRY	DRY	DRY	DRY	DRY	DRY
Tetrachloroethene	µg/L	NC	DRY	DRY	DRY	DRY	DRY	DRY	DRY	DRY
Trichloroethene	µg/L	NC	DRY	DRY	DRY	DRY	DRY	DRY	DRY	DRY
Trichlorofluoromethane	µg/L	NC	DRY	DRY	DRY	DRY	DRY	DRY	DRY	DRY

TABLE 29 (CONT'D)
HISTORICAL SUMMARY DATA - MONITORING WELL M-5 ZONE 1
RIALTO GWTS PERCHLORATE AND VOC REMEDIATION

ANALYTE	UNITS	Aug 2010	Nov 2010	Feb 2011	Aug 2011	Nov 2011	Feb 2012	Jun 2012	Aug 2012	Feb 2013
GENERAL CHEMISTRY										
Perchlorate	µg/L	DRY	DRY	DRY	DRY	DRY	DRY	DRY	DRY	DRY
FIELD PARAMETERS										
Oxygen (Dissolved)	mg/L	DRY	DRY	DRY	DRY	DRY	DRY	DRY	DRY	DRY
pH	Units	DRY	DRY	DRY	DRY	DRY	DRY	DRY	DRY	DRY
Specific Conductance	µmhos/cm	DRY	DRY	DRY	DRY	DRY	DRY	DRY	DRY	DRY
Temperature	°C	DRY	DRY	DRY	DRY	DRY	DRY	DRY	DRY	DRY
Turbidity	NTU	DRY	DRY	DRY	DRY	DRY	DRY	DRY	DRY	DRY
METALS: NA										
VOLATILE ORGANIC COMPOUNDS (EPA 524.2): NA										
1,1-Dichloroethane	µg/L	DRY	DRY	DRY	DRY	DRY	DRY	DRY	DRY	DRY
1,2-Dichloropropane	µg/L	DRY	DRY	DRY	DRY	DRY	DRY	DRY	DRY	DRY
Chloroform	µg/L	DRY	DRY	DRY	DRY	DRY	DRY	DRY	DRY	DRY
cis-1,2-Dichloroethene	µg/L	DRY	DRY	DRY	DRY	DRY	DRY	DRY	DRY	DRY
Dichorodifluoromethane	µg/L	DRY	DRY	DRY	DRY	DRY	DRY	DRY	DRY	DRY
Tetrachloroethene	µg/L	DRY	DRY	DRY	DRY	DRY	DRY	DRY	DRY	DRY
Trichloroethene	µg/L	DRY	DRY	DRY	DRY	DRY	DRY	DRY	DRY	DRY
Trichlorofluoromethane	µg/L	DRY	DRY	DRY	DRY	DRY	DRY	DRY	DRY	DRY

TABLE 29 (CONT'D)
HISTORICAL SUMMARY DATA - MONITORING WELL M-5 ZONE 1
RIALTO GWTS PERCHLORATE AND VOC REMEDIATION

ANALYTE	UNITS	Aug 2013	Nov 2013	Feb 2014	May 2014	Aug 2014	Nov 2014	Feb 2015	Mar 2015
GENERAL CHEMISTRY									
Perchlorate	µg/L	DRY	DRY	DRY	0.45	**1.5**	1.3	5.5	**1.3**
FIELD PARAMETERS									
Oxygen (Dissolved)	mg/L	DRY	DRY	DRY	NA	6.21	NA	4.54	6.46
pH	Units	DRY	DRY	DRY	NA	7.52	NA	7.46	7.49
Specific Conductance	µmhos/cm	DRY	DRY	DRY	NA	426	NA	864	1020
Temperature	°C	DRY	DRY	DRY	NA	24.59	NA	20.97	22.01
Turbidity	NTU	DRY	DRY	DRY	NA	5.0	NA	0.0	7.0
METALS: NA									
VOLATILE ORGANIC COMPOUNDS (EPA 524.2):									
1,1-Dichloroethane	µg/L	DRY	DRY	DRY	0.54	0.11	1.1	1.0	1.0
1,2-Dichloropropane	µg/L	DRY	DRY	DRY	1.2	1.2	2.0	1.8	1.8
Chloroform	µg/L	DRY	DRY	DRY	0.13	0.13	**0.13**	**0.12**	0.12
cis-1,2-Dichloroethene	µg/L	DRY	DRY	DRY	0.13	0.13	**0.13**	0.085	0.085
Dichorodifluoromethane	µg/L	DRY	DRY	DRY	**0.16**	0.099	0.67	0.74	0.50
Tetrachloroethene	µg/L	DRY	DRY	DRY	1.9	2.8	6.0	6.3	4.8
Trichloroethene	µg/L	DRY	DRY	DRY	**0.23**	**0.28**	0.59	0.56	0.50
Trichlorofluoromethane	µg/L	DRY	DRY	DRY	**0.15**	**0.18**	0.62	0.63	**0.41**

TABLE 29 (CONT'D)
HISTORICAL SUMMARY DATA - MONITORING WELL M-5 ZONE 1
RIALTO GWTS PERCHLORATE AND VOC REMEDIATION

ANALYTE	UNITS	May 2015	Jul 2015	MED.	AVG.	STD. DEV.	MIN.	MAX.
GENERAL CHEMISTRY								
Perchlorate	µg/L	1.3	1.3	1.30	1.81	1.66	0.45	5.5
FIELD PARAMETERS								
Oxygen (Dissolved)	mg/L	7.12	5.23	6.21	5.91	1.02	4.54	7.12
pH	Units	8.17	7.88	7.52	7.70	0.311	7.46	8.17
Specific Conductance	µmhos/cm	433	347	433	618	303	347	1020
Temperature	°C	22.24	23.42	22.2	22.6	1.39	20.97	24.59
Turbidity	NTU	6.4	0.2	5.00	3.72	3.38	0.0	7.0
METALS: NA								
VOLATILE ORGANIC COMPOUNDS (EPA 524.2):								
1,1-Dichloroethane	µg/L	0.70	0.98	0.980	0.776	0.354	0.11	1.1
1,2-Dichloropropane	µg/L	**0.25**[(6)]	1.8	1.80	1.44	0.610	**0.25**	2.0
Chloroform	µg/L	**0.12**	**0.19**	NC	NC	NC	**0.12**	**0.19**
cis-1,2-Dichloroethene	µg/L	0.085	0.085	NC	NC	NC	0.085	**0.13**
Dichorodifluoromethane	µg/L	**0.42**	**0.42**	0.420	0.430	0.238	0.099	0.74
Tetrachloroethene	µg/L	3.7	5.0	4.80	4.36	1.63	1.9	6.3
Trichloroethene	µg/L	**0.37**	0.53	0.500	0.437	0.143	**0.23**	0.59
Trichlorofluoromethane	µg/L	**0.34**	**0.39**	0.390	0.389	0.189	**0.15**	0.63

TABLE 30
HISTORICAL SUMMARY DATA - MONITORING WELL M-5 ZONE 2
RIALTO GWTS PERCHLORATE AND VOC REMEDIATION

ANALYTE	UNITS	Jun 2008	Aug 2008	Nov 2008	Feb 2009	May 2009	Aug 2009	Nov 2009	Feb 2010	May 2010
GENERAL CHEMISTRY										
Perchlorate	µg/L	0.30	**1.8**	**0.34**	0.82	0.35	**1.5**	0.35	0.35	0.35
Phenolics	µg/L	NA	NA	NA	NA	NA	NA	NA	NA	NA
FIELD PARAMETERS										
Oxygen (Dissolved)	mg/L	9.2	6.40	11.94	7.86	9.76	5.81	9.28	9.41	3.76
pH	Units	7.0	8.74	8.8	8.63	8.05	9.08	8.69	8.72	8.56
Specific Conductance	µmhos/cm	289	60	499	553	464	548	525	515	505
Temperature	°C	23.5	21.0	21.6	16.1	20.3	21.1	21.37	19.75	22.55
Turbidity	NTU	<5	>900	>900	593	133.0	>900	850	<5	14.6
METALS: NA										
VOLATILE ORGANIC COMPOUNDS (EPA 524.2):										
1,1-Dichloroethane	µg/L	**0.22**	1.3	0.13	0.13	0.13	0.13	0.081	0.081	0.081
1,2-Dichloropropane	µg/L	**0.47**	1.6	**0.20**	0.16	0.16	0.16	0.12	**0.32**	**0.19**
Chloroform	µg/L	0.23	**4.4**[(6)]	0.23	0.23	0.23	0.23	0.072	**0.11**	0.072
Dichlorodifluoromethane	µg/L	**0.29**[(6)]	2.2	0.22	0.22	0.22	0.21	0.11	0.11	0.11
Methylene chloride	µg/L	**0.40**	2.7	0.27	0.27	0.27	0.28	0.28	0.28	0.28
Tetrachloroethene	µg/L	0.99	2.8	**0.32**	**0.49**	**0.41**	**0.41**	**0.49**	**0.43**	**0.42**
Trichloroethene	µg/L	**0.21**	1.6	0.16	0.16	0.16	0.13	0.13	0.13	0.13

TABLE 30 (CONT'D)
HISTORICAL SUMMARY DATA - MONITORING WELL M-5 ZONE 2
RIALTO GWTS PERCHLORATE AND VOC REMEDIATION

ANALYTE	UNITS	Aug 2010	Nov 2010	Feb 2011	May 2011	Aug 2011	Nov 2011	Feb 2012	Jun 2012	Aug 2012
GENERAL CHEMISTRY										
Perchlorate	µg/L	**2.7**	0.61	0.61	0.61	0.61	0.27	0.20	0.81	0.81
Phenolics	µg/L	NA	NA	4.9	4.9	4.9	4.9	**41**[(6)]	NA	NA
FIELD PARAMETERS										
Oxygen (Dissolved)	mg/L	6.69	4.99	NS	NS	11.87	9.37	13.29	19.85	8.55
pH	Units	8.28	7.38	NS	NS	7.32	7.37	7.26	7.30	7.40
Specific Conductance	µmhos/cm	491	421	NS	NS	489	447	425	411	441
Temperature	°C	23.51	24.86	NS	NS	26.10	20.7	23.8	26.2	28.4
Turbidity	NTU	7.7	5.9	NS	NS	28.3	<5	<5	<5	<5
METALS: NA										
VOLATILE ORGANIC COMPOUNDS (EPA 524.2):										
1,1-Dichloroethane	µg/L	0.11	0.11	0.11	0.11	0.11	0.11	0.11	0.11	0.11
1,2-Dichloropropane	µg/L	0.13	**0.16**	0.13	0.13	0.13	0.13	0.13	0.13	0.13
Chloroform	µg/L	0.12	0.12	0.12	0.12	0.12	0.12	0.12	0.12	0.12
Dichlorodifluoromethane	µg/L	0.099	0.099	0.099	0.099	0.099	0.099	0.099	0.099	0.099
Methylene chloride	µg/L	0.48	0.48	0.48	0.48	0.48	0.48	0.48	0.48	0.48
Tetrachloroethene	µg/L	**0.43**	**0.31**	**0.32**	**0.48**	**0.32**	**0.32**	**0.29**	**0.25**	**0.31**
Trichloroethene	µg/L	0.085	0.085	0.085	0.085	0.085	**0.17**	**0.19**	**0.21**	**0.21**

TABLE 30 (CONT'D)
HISTORICAL SUMMARY DATA - MONITORING WELL M-5 ZONE 2
RIALTO GWTS PERCHLORATE AND VOC REMEDIATION

ANALYTE	UNITS	Feb 2013	Aug 2013	Nov 2013	Feb 2014	May 2014	Aug 2014	Nov 2014	Feb 2015
GENERAL CHEMISTRY									
Perchlorate	µg/L	0.81	0.81	0.81	0.45	0.45	**0.66**	1.3	7.1[b]
Phenolics	µg/L	NA	NA	NA	NA	NA	NA	NA	NA
FIELD PARAMETERS									
Oxygen (Dissolved)	mg/L	7.90	5.42	4.78	6.48	4.45	5.80	6.15	4.43
pH	Units	7.82	7.87	7.99	8.10	8.05	8.17	7.97	7.77
Specific Conductance	µmhos/cm	399	388	400	371	308	377	311	785
Temperature	°C	19.18	27.28	22.39	22.69	18.05	26.22	22.66	20.63
Turbidity	NTU	<5	<5	<5	<5	<5	1.7	2	0.0
METALS: NA									
VOLATILE ORGANIC COMPOUNDS (EPA 524.2):									
1,1-Dichloroethane	µg/L	0.11	0.11	0.11	0.11	0.11	0.11	**0.11**	0.11
1,2-Dichloropropane	µg/L	0.13	0.13	0.13	0.13	0.13	0.13	0.13	0.13
Chloroform	µg/L	0.12	0.12	0.12	0.12	0.12	0.12	0.12	0.12
Dichlorodifluoromethane	µg/L	0.099	0.099	0.099	0.099	0.099	0.099	0.099	0.099
Methylene chloride	µg/L	0.48	0.48	0.48	0.48	0.48	0.48	0.48	0.48
Tetrachloroethene	µg/L	**0.39**	**0.45**	**0.49**	**0.43**	**0.40**	0.13	**0.49**	**0.49**
Trichloroethene	µg/L	**0.25**	**0.27**	**0.33**	**0.36**	**0.36**	0.085	0.52	0.52

TABLE 30 (CONT'D)
HISTORICAL SUMMARY DATA - MONITORING WELL M-5 ZONE 2
RIALTO GWTS PERCHLORATE AND VOC REMEDIATION

ANALYTE	UNITS	Mar 2015	May 2015	Jul 2015	MED.	AVG.	STD. DEV.	MIN.	MAX.
GENERAL CHEMISTRY									
Perchlorate	µg/L	**1.5**	1.3	**1.4**	NC	NC	NC	0.20	7.1
Phenolics	µg/L	NA	NA	NA	NC	NC	NC	4.9	**41**
FIELD PARAMETERS									
Oxygen (Dissolved)	mg/L	6.25	7.04	5.20	6.69	8.12	4.09	3.76	19.85
pH	Units	7.21	8.20	8.03	8.03	7.99	0.620	7.0	9.08
Specific Conductance	µmhos/cm	972	391	306	425	453	199	60	972
Temperature	°C	22.74	23.05	23.38	22.7	22.5	3.17	16.1	28.4
Turbidity	NTU	3.1	7.4	0.7	7.40	166	316	0.0	850
METALS: NA									
VOLATILE ORGANIC COMPOUNDS (EPA 524.2):									
1,1-Dichloroethane	µg/L	0.11	0.11	**0.16**	0.110	0.150	0.218	0.081	**0.16**
1,2-Dichloropropane	µg/L	0.13	0.13	**0.20**	0.130	0.198	0.273	0.12	**0.32**
Chloroform	µg/L	0.12	0.12	0.12	NC	NC	NC	0.072	**0.11**
Dichlorodifluoromethane	µg/L	0.099	0.099	0.099	NC	NC	NC	NC	NC
Methylene chloride	µg/L	0.48	0.48	0.48	NC	NC	NC	0.27	**0.40**
Tetrachloroethene	µg/L	**0.21**	**0.23**	0.51	NC	NC	NC	0.13	0.51
Trichloroethene	µg/L	**0.26**	**0.26**	0.57	0.190	0.271	0.286	0.085	0.57

TABLE 31
HISTORICAL SUMMARY DATA - MONITORING WELL M-5 ZONE 3
RIALTO GWTS PERCHLORATE AND VOC REMEDIATION

ANALYTE	UNITS	Jun 2008	Aug 2008	Nov 2008	Feb 2009	May 2009	Aug 2009	Nov 2009	Feb 2010	May 2010
GENERAL CHEMISTRY										
Perchlorate	µg/L	0.30	0.30	0.30	**0.92**	0.35	0.35	0.35	**1.7**	**0.76**
Phenolics	µg/L	NA	NA	NA	NA	NA	NA	NA	NA	NA
FIELD PARAMETERS										
Oxygen (Dissolved)	mg/L	8.3	7.61	9.21	8.60	9.37	9.42	9.02	8.95	5.06
pH	Units	6.89	6.03	8.0	8.04	8.02	6.96	6.88	8.00	7.79
Specific Conductance	µmhos/cm	293	410	304	386	398	365	347	363	372
Temperature	°C	22.7	20.9	21.4	16.8	21.1	21.2	18.58	19.05	21.30
Turbidity	NTU	<5	12.0	13.6	<5	30.0	8.0	39	6	<5
METALS: NA										
VOLATILE ORGANIC COMPOUNDS (EPA 524.2):										
1,1-Dichloroethane	µg/L	**0.27**[(6)]	0.13	0.13	0.13	0.13	0.13	0.081	0.081	0.081
1,2-Dichloropropane	µg/L	**0.44**[(6)]	**0.27**[(6)]	0.16	0.16	0.16	0.16	0.12	0.12	0.12
Carbon Disulfide	µg/L	NA	0.4	0.4	0.4	0.4	0.38	0.38	0.38	0.38
Dichlorodifluoromethane	µg/L	**0.3**[(6)]	**0.24**[(6)]	0.22	0.22	0.22	0.21	0.11	0.11	0.11
Tetrachloroethene	µg/L	0.99[(6)]	0.92[(6)]	0.28	0.28	0.28	0.28	0.13	0.13	0.13
Trichloroethene	µg/L	**0.23**[(6)]	0.16	0.16	0.16	0.16	0.13	0.13	0.13	0.13

TABLE 31 (CONT'D)
HISTORICAL SUMMARY DATA - MONITORING WELL M-5 ZONE 3
RIALTO GWTS PERCHLORATE AND VOC REMEDIATION

ANALYTE	UNITS	Aug 2010	Nov 2010	Feb 2011	May 2011	Aug 2011	Nov 2011	Feb 2012	Jun 2012	Aug 2012
GENERAL CHEMISTRY										
Perchlorate	µg/L	**1.8**	**0.89**	**1.7**	0.61	**1.1**	**0.86**	**1.3**	**1.0**	**1.4**
Phenolics	µg/L	NA	NA	4.9	4.9	4.9	4.9	NS	NA	NA
FIELD PARAMETERS										
Oxygen (Dissolved)	mg/L	7.86	6.51	10.32	NS	9.29	9.29	11.04	12.56	11.17
pH	Units	7.71	7.78	7.16	NS	7.22	6.69	7.21	7.10	7.10
Specific Conductance	µmhos/cm	345	365	337	NS	407	382	361	370	390
Temperature	°C	22.46	23.94	16.40	NS	23.1	19.9	19.7	23.4	26.0
Turbidity	NTU	<5	<5	<5	NS	54.4	5.6	<5	<5	<5
METALS: NA										
VOLATILE ORGANIC COMPOUNDS (EPA 524.2):										
1,1-Dichloroethane	µg/L	0.11	0.11	0.11	0.11	0.11	0.11	0.11	0.11	0.11
1,2-Dichloropropane	µg/L	0.13	0.13	0.13	0.13	0.13	0.13	0.13	0.13	0.13
Carbon Disulfide	µg/L	0.38	0.38	0.38	0.38	0.38	0.38	0.38	0.38	0.38
Dichlorodifluoromethane	µg/L	0.099	0.099	0.099	0.099	0.099	0.099	0.099	0.099	0.099
Tetrachloroethene	µg/L	0.13	0.13	0.13	0.13	0.13	0.13	0.13	0.13	0.13
Trichloroethene	µg/L	0.085	0.085	0.085	0.085	0.085	0.085	0.085	0.085	0.085

TABLE 31 (CONT'D)
HISTORICAL SUMMARY DATA - MONITORING WELL M-5 ZONE 3
RIALTO GWTS PERCHLORATE AND VOC REMEDIATION

ANALYTE	UNITS	Feb 2013	Aug 2013	Nov 2013	Feb 2014	May 2014	Aug 2014	Nov 2014	Feb 2015
GENERAL CHEMISTRY									
Perchlorate	µg/L	**1.8**	**1.6**	**2.0**	**1.4**	**1.9**	**1.4**	**2.9**	6.6
Phenolics	µg/L	NA	NA	NA	NA	NA	NA	NA	NA
FIELD PARAMETERS									
Oxygen (Dissolved)	mg/L	9.43	5.83	5.97	6.53	5.61	6.36	6.27	4.77
pH	Units	7.53	7.86	7.66	7.60	7.81	7.50	7.63	7.43
Specific Conductance	µmhos/cm	370	370	374	359	288	360	294	743
Temperature	°C	16.32	24.52	20.36	20.69	19.17	24.74	21.64	20.14
Turbidity	NTU	<5	<5	<5	<5	<5	1.1	8	0
METALS: NA									
VOLATILE ORGANIC COMPOUNDS (EPA 524.2):									
1,1-Dichloroethane	µg/L	0.11	0.11	0.11	0.11	0.11	0.11	0.11	0.11
1,2-Dichloropropane	µg/L	0.13	0.13	0.13	0.13	0.13	0.13	0.13	0.13
Carbon Disulfide	µg/L	0.38	0.38	0.38	0.38	0.38	0.38	0.38	0.38
Dichlorodifluoromethane	µg/L	0.099	0.099	0.099	0.099	0.099	0.099	0.099	0.099
Tetrachloroethene	µg/L	0.13	0.13	0.13	0.13	0.13	0.13	0.13	0.13
Trichloroethene	µg/L	0.085	0.085	0.085	0.085	0.085	0.085	0.085	**0.13**

TABLE 31 (CONT'D)
HISTORICAL SUMMARY DATA - MONITORING WELL M-5 ZONE 3
RIALTO GWTS PERCHLORATE AND VOC REMEDIATION

ANALYTE	UNITS	Mar 2015	May 2015	Jul 2015	MED.	AVG.	STD. DEV.	MIN.	MAX.
GENERAL CHEMISTRY									
Perchlorate	µg/L	**2.8**	**3.0**	**1.4**	NC	NC	NC	0.30	6.6
Phenolics	µg/L	NA	NA	NA	NC	NC	NC	NC	NC
FIELD PARAMETERS									
Oxygen (Dissolved)	mg/L	6.16	7.58	5.27	8.08	8.02	2.23	4.77	12.56
pH	Units	7.69	8.10	7.85	7.62	7.45	0.556	6.03	8.10
Specific Conductance	µmhos/cm	858	364	295	365	401	147	288	858
Temperature	°C	20.65	21.10	22.69	21.1	21.1	2.65	16.32	26.0
Turbidity	NTU	0	0.0	0.4	7.00	14.5	19.1	0	54.4
METALS: NA									
VOLATILE ORGANIC COMPOUNDS (EPA 524.2):									
1,1-Dichloroethane	µg/L	0.11	0.11	0.11	0.110	0.110	0.0129	NC	NC
1,2-Dichloropropane	µg/L	0.13	0.13	0.13	0.130	0.133	0.0118	NC	NC
Carbon Disulfide	µg/L	0.38	**0.78**	0.38	NC	NC	NC	0.38	**0.78**
Dichlorodifluoromethane	µg/L	0.099	0.099	0.099	NC	NC	NC	NC	NC
Tetrachloroethene	µg/L	0.13	0.13	0.13	NC	NC	NC	NC	NC
Trichloroethene	µg/L	0.085	0.085	0.085	NC	NC	NC	0.085	**0.13**

TABLE 32
HISTORICAL SUMMARY DATA - MONITORING WELL M-5 ZONE 4
RIALTO GWTS PERCHLORATE AND VOC REMEDIATION

ANALYTE	UNITS	Jun 2008	Aug 2008	Nov 2008	Feb 2009	May 2009	Aug 2009	Nov 2009	Feb 2010	May 2010
GENERAL CHEMISTRY										
Perchlorate	µg/L	0.30	0.30	0.30	0.82	0.35	**0.98**	0.35	**1.7**	**0.75**
Phenolics	mg/L	NA	NA	NA	NA	NA	NA	NA	NA	NA
FIELD PARAMETERS										
Oxygen (Dissolved)	mg/L	7.2	6.61	7.03	6.05	5.73	5.96	6.79	7.63	4.15
pH	Units	6.87	7.10	8.40	7.72	8.20	8.72	8.45	8.59	8.56
Specific Conductance	µmhos/cm	341	469	409	502	421	445	401	446	423
Temperature	°C	23.8	25.2	20.9	17.4	20.3	23.5	19.33	18.06	20.83
Turbidity	NTU	<5	14.0	16.8	<5	66.7	20	7	8	<5
METALS: NA										
VOLATILE ORGANIC COMPOUNDS (EPA 524.2):										
1,1-Dichloroethane	µg/L	**0.22**[(6)]	0.13	0.13	0.13	0.13	0.13	0.081	0.081	0.081
1,2-Dichloropropane	µg/L	**0.36**[(6)]	**0.25**[(6)]	0.16	0.16	0.16	0.16	0.12	0.12	0.12
Carbon Disulfide	µg/L	NA	0.40	0.40	0.40	0.40	0.40	0.38	0.38	0.38
Dichlorodifluoromethane	µg/L	**0.29**[(6)]	0.22	0.22	0.22	0.22	0.21	0.11	0.11	0.11
Tetrachloroethene	µg/L	0.71	**0.47**	**0.35**	**0.30**	0.28	0.28	0.13	**0.16**	0.13
Trichloroethene	µg/L	**0.17**[(6)]	0.16	0.16	0.16	0.16	0.13	0.13	0.13	0.13

TABLE 32 (CONT'D)
HISTORICAL SUMMARY DATA - MONITORING WELL M-5 ZONE 4
RIALTO GWTS PERCHLORATE AND VOC REMEDIATION

ANALYTE	UNITS	Aug 2010	Nov 2010	Feb 2011	May 2011	Aug 2011	Nov 2011	Feb 2012	Jun 2012	Aug 2012
GENERAL CHEMISTRY										
Perchlorate	µg/L	0.35	**0.93**	**1.1**	**0.79**	**1.1**	**0.98**	**1.3**	**1.0**	0.81
Phenolics	mg/L	NA	NA	NA	NA	NA	NA	77	NA	NA
FIELD PARAMETERS										
Oxygen (Dissolved)	mg/L	6.75	5.63	10.31	6.31	6.99	7.80	12.57	9.59	7.98
pH	Units	8.38	8.41	6.27	8.99	7.72	5.89	7.73	7.20	7.50
Specific Conductance	µmhos/cm	414	416	495	421	463	480	408	424	425
Temperature	°C	22.51	23.70	17.80	22.77	23.3	19.9	21.8	23.0	26.3
Turbidity	NTU	<5	<5	<5	<5	192	<5	<5	<5	<5
METALS: NA										
VOLATILE ORGANIC COMPOUNDS (EPA 524.2):										
1,1-Dichloroethane	µg/L	0.11	0.11	0.11	0.11	0.11	0.11	0.11	0.11	0.11
1,2-Dichloropropane	µg/L	0.13	0.13	0.13	0.13	0.13	0.13	0.13	0.13	0.13
Carbon Disulfide	µg/L	0.38	0.38	0.38	0.38	0.38	0.38	0.38	0.38	0.38
Dichlorodifluoromethane	µg/L	0.099	0.099	0.099	0.099	0.099	0.099	0.099	0.099	0.099
Tetrachloroethene	µg/L	0.13	**0.17**	**0.15**	**0.14**	0.13	0.13	0.13	0.13	0.13
Trichloroethene	µg/L	0.085	0.085	0.085	0.085	0.085	0.085	0.085	0.085	0.085

TABLE 32 (CONT'D)
HISTORICAL SUMMARY DATA - MONITORING WELL M-5 ZONE 4
RIALTO GWTS PERCHLORATE AND VOC REMEDIATION

ANALYTE	UNITS	Feb 2013	Aug 2013	Nov 2013	Feb 2014	May 2014	Aug 2014	Nov 2014	Feb 2015
GENERAL CHEMISTRY									
Perchlorate	µg/L	**1.0**	**1.6**	**1.9**	0.45	0.45	**1.9**	**1.3**	5.7
Phenolics	mg/L	NA	NA	NA	NA	NA	NA	NA	NA
FIELD PARAMETERS									
Oxygen (Dissolved)	mg/L	8.92	5.71	5.70	6.48	5.47	6.95	5.97	4.96
pH	Units	7.93	8.25	8.04	6.84	8.13	8.02	7.85	7.65
Specific Conductance	µmhos/cm	402	406	391	433	304	378	303	767
Temperature	°C	16.41	24.42	20.37	19.46	19.19	24.19	20.59	19.56
Turbidity	NTU	<5	<5	<5	0.1	<5	0.0	0.0	0.0
METALS: NA									
VOLATILE ORGANIC COMPOUNDS (EPA 524.2):									
1,1-Dichloroethane	µg/L	0.11	0.11	0.11	0.11	0.11	0.11	0.11	0.11
1,2-Dichloropropane	µg/L	0.13	0.13	0.13	0.13	0.13	0.13	0.13	0.13
Carbon Disulfide	µg/L	0.38	0.38	0.38	0.38	0.38	0.38	0.38	0.38
Dichlorodifluoromethane	µg/L	0.099	0.099	0.099	0.099	0.099	0.099	0.099	0.099
Tetrachloroethene	µg/L	0.13	0.13	**0.14**	0.13	0.13	0.13	0.13	0.13
Trichloroethene	µg/L	0.085	0.085	0.085	0.085	0.085	0.085	0.085	0.085

TABLE 32 (CONT'D)
HISTORICAL SUMMARY DATA - MONITORING WELL M-5 ZONE 4
RIALTO GWTS PERCHLORATE AND VOC REMEDIATION

ANALYTE	UNITS	Mar 2015	May 2015	Jul 2015	MED.	AVG.	STD. DEV.	MIN.	MAX.
GENERAL CHEMISTRY									
Perchlorate	µg/L	**3.9**	4.2	**3.1**	NC	NC	NC	0.30	5.7
Phenolics	mg/L	NA	NA	NA	77.0	77.0	0.0	77	77
FIELD PARAMETERS									
Oxygen (Dissolved)	mg/L	6.15	7.05	5.87	6.61	7.00	2.01	4.15	12.57
pH	Units	7.93	8.22	8.04	8.02	7.82	0.808	5.89	8.99
Specific Conductance	µmhos/cm	880	381	306	421	450	142	303	880
Temperature	°C	20.13	20.58	21.71	20.8	21.3	2.70	16.41	26.3
Turbidity	NTU	0.0	0.0	0.7	3.85	32.3	64.5	0.0	192.0
METALS: NA									
VOLATILE ORGANIC COMPOUNDS (EPA 524.2):									
1,1-Dichloroethane	µg/L	0.11	0.11	0.11	0.110	0.110	0.0129	NC	NC
1,2-Dichloropropane	µg/L	0.13	0.13	0.13	0.130	0.133	0.0118	NC	NC
Carbon Disulfide	µg/L	0.38	**0.80**	0.38	NC	NC	NC	0.38	**0.80**
Dichlorodifluoromethane	µg/L	0.099	0.099	0.099	NC	NC	NC	NC	NC
Tetrachloroethene	µg/L	0.13	0.13	0.13	NC	NC	NC	0.13	**0.47**
Trichloroethene	µg/L	0.085	0.085	0.085	NC	NC	NC	NC	NC

TABLE 33
HISTORICAL SUMMARY DATA - MONITORING WELL M-5 ZONE 5
RIALTO GWTS PERCHLORATE AND VOC REMEDIATION

ANALYTE	UNITS	Jun 2008	Aug 2008	Nov 2008	Feb 2009	May 2009	Aug 2009	Nov 2009	Feb 2010	May 2010
GENERAL CHEMISTRY										
Perchlorate	µg/L	0.30	0.30	0.30	**1.0**	0.35	0.35	0.35	0.35	0.35
FIELD PARAMETERS										
Oxygen (Dissolved)	mg/L	9.3	7.92	8.94	8.49	10.68	10.04	9.22	9.47	6.26
pH	Units	6.35	7.35	7.1	7.61	7.01	7.77	7.69	7.24	7.63
Specific Conductance	µmhos/cm	293	331	292	373	310	343	323	351	347
Temperature	°C	23.7	22.8	20.4	18.8	20.0	24.0	20.29	16.59	20.75
Turbidity	NTU	<5	11.6	18.0	<5	11.0	80	68	<5	<5
METALS: NA										
VOLATILE ORGANIC COMPOUNDS (EPA 524.2):										
1,1-Dichloroethane	µg/L	**0.25**[(6)]	0.13	0.13	0.13	0.13	0.13	0.081	0.081	0.081
1,2-Dichloropropane	µg/L	**0.33**[(6)]	**0.3**[(6)]	0.16	0.16	0.16	0.16	0.12	0.12	0.12
Dichlorodifluoromethane	µg/L	**0.33**[(6)]	**0.27**[(6)]	0.22	0.22	0.22	0.21	0.11	0.11	0.11
Tetrachloroethene	µg/L	0.93[(6)]	0.97[(6)]	0.28	0.28	0.28	0.28	0.13	0.13	0.13
Trichloroethene	µg/L	**0.2**[(6)]	**0.21**[(6)]	0.16	0.16	0.13	0.13	0.13	0.13	0.13

TABLE 33 (CONT'D)
HISTORICAL SUMMARY DATA - MONITORING WELL M-5 ZONE 5
RIALTO GWTS PERCHLORATE AND VOC REMEDIATION

ANALYTE	UNITS	Aug 2010	Nov 2010	Feb 2011	May 2011	Aug 2011	Nov 2011	Feb 2012	Jun 2012	Aug 2012
GENERAL CHEMISTRY										
Perchlorate	µg/L	0.35	0.61	0.61	0.61	0.61	0.27	0.20	0.81	0.81
FIELD PARAMETERS										
Oxygen (Dissolved)	mg/L	8.74	8.03	9.51	6.87	8.80	11.22	11.60	8.41	11.38
pH	Units	7.61	7.66	6.76	8.11	7.11	7.13	7.26	7.02	7.10
Specific Conductance	µmhos/cm	333	344	344	354	387	348	338	333	374
Temperature	°C	21.65	23.01	17.10	21.94	22.5	19.7	26.6	24.8	25.7
Turbidity	NTU	<5	<5	<5	<5	7.7	<5	<5	<5	<5
METALS: NA										
VOLATILE ORGANIC COMPOUNDS (EPA 524.2):										
1,1-Dichloroethane	µg/L	0.11	0.11	0.11	0.11	0.11	0.11	0.11	0.11	0.11
1,2-Dichloropropane	µg/L	0.13	0.13	0.13	0.13	0.13	0.13	0.13	0.13	0.13
Dichlorodifluoromethane	µg/L	0.099	0.099	0.099	0.099	0.099	0.099	0.099	0.099	0.099
Tetrachloroethene	µg/L	0.13	0.13	0.13	0.13	0.13	0.13	0.13	0.13	0.13
Trichloroethene	µg/L	0.085	0.085	0.085	0.085	0.085	0.085	0.085	0.085	0.085

TABLE 33 (CONT'D)
HISTORICAL SUMMARY DATA - MONITORING WELL M-5 ZONE 5
RIALTO GWTS PERCHLORATE AND VOC REMEDIATION

ANALYTE	UNITS	Feb 2012	Aug 2013	Nov 2013	Feb 2014	May 2014	Aug 2014	Nov 2014	Feb 2015
GENERAL CHEMISTRY									
Perchlorate	µg/L	0.81	0.81	0.81	0.45	0.45	0.45	1.3	**2.7**[(6)]
FIELD PARAMETERS									
Oxygen (Dissolved)	mg/L	9.64	8.70	6.23	6.01	6.46	7.93	7.31	5.39
pH	Units	6.70	6.53	7.56	7.72	7.68	7.65	7.51	7.35
Specific Conductance	µmhos/cm	381	393	362	351	278	345	289	720
Temperature	°C	16.93	20.71	21.55	18.45	19.08	24.25	20.32	18.61
Turbidity	NTU	<5	<5	<5	<5	<5	19.1	0.0	0.0
METALS: NA									
VOLATILE ORGANIC COMPOUNDS (EPA 524.2):									
1,1-Dichloroethane	µg/L	0.11	0.11	0.11	0.11	0.11	0.11	0.11	0.11
1,2-Dichloropropane	µg/L	0.13	0.13	0.13	0.13	0.13	0.13	0.13	0.13
Dichlorodifluoromethane	µg/L	0.099	0.099	0.099	0.099	0.099	0.099	0.099	0.099
Tetrachloroethene	µg/L	0.13	0.13	0.13	0.13	0.13	0.13	0.13	0.13
Trichloroethene	µg/L	0.085	0.085	0.085	0.085	0.085	0.085	0.085	0.085

TABLE 33 (CONT'D)
HISTORICAL SUMMARY DATA - MONITORING WELL M-5 ZONE 5
RIALTO GWTS PERCHLORATE AND VOC REMEDIATION

ANALYTE	UNITS	Mar 2015	May 2015	Jul 2015	MED.	AVG.	STD. DEV.	MIN.	MAX.
GENERAL CHEMISTRY									
Perchlorate	µg/L	1.3	1.3	1.3	NC	NC	NC	0.20	**2.7**
FIELD PARAMETERS									
Oxygen (Dissolved)	mg/L	7.09	8.71	7.40	8.71	8.51	1.80	5.39	11.60
pH	Units	7.55	7.73	7.68	7.43	7.33	0.464	6.35	8.11
Specific Conductance	µmhos/cm	839	354	288	346	385	145	278	839
Temperature	°C	19.90	20.02	21.69	20.6	21.1	2.85	16.59	26.6
Turbidity	NTU	0.0	0.0	0.2	11.0	22.7	31.2	0.0	80
METALS: NA									
VOLATILE ORGANIC COMPOUNDS (EPA 524.2):									
1,1-Dichloroethane	µg/L	0.11	0.11	0.11	0.110	0.110	0.0132	NC	NC
1,2-Dichloropropane	µg/L	0.13	0.13	0.13	0.130	0.133	0.0120	NC	NC
Dichlorodifluoromethane	µg/L	0.099	0.099	0.099	NC	NC	NC	NC	NC
Tetrachloroethene	µg/L	0.13	0.13	0.13	NC	NC	NC	NC	NC
Trichloroethene	µg/L	0.085	0.085	0.085	NC	NC	NC	NC	NC

TABLE 34
HISTORICAL SUMMARY DATA - MONITORING WELL M-5 ZONE 6
RIALTO GWTS PERCHLORATE AND VOC REMEDIATION

ANALYTE	UNITS	Jun 2008	Aug 2008	Nov 2008	Feb 2009	May 2009	Aug 2009	Nov 2009	Feb 2010	May 2010
GENERAL CHEMISTRY										
Perchlorate	µg/L	0.30	0.30	0.30	0.82	0.35	0.35	0.35	0.35	0.35
FIELD PARAMETERS										
Oxygen (Dissolved)	mg/L	10.3	7.62	6.98	7.36	8.94	9.61	8.53	9.61	5.69
pH	Units	6.14	6.90	7.20	7.32	7.69	7.95	7.90	7.76	7.62
Specific Conductance	µmhos/cm	306	380	336	397	338	363	337	390	353
Temperature	°C	23.6	23.8	21.0	19.6	20.2	25.5	21.27	16.73	20.66
Turbidity	NTU	15.0	10.2	20.1	<5	<5	140	51	<5	<5
METALS: NA										
VOLATILE ORGANIC COMPOUNDS (EPA 524.2):										
1,1-Dichloroethane	µg/L	**0.22**[(6)]	0.13	0.13	0.13	0.13	0.13	0.081	0.081	0.081
1,2-Dichloropropane	µg/L	**0.35**[(6)]	**0.24**[(6)]	0.16	0.16	0.16	0.16	0.12	0.12	0.12
Dichlorodifluoromethane	µg/L	**0.31**[(6)]	0.22	0.22	0.22	0.22	0.21	0.11	0.11	0.11
Tetrachloroethene	µg/L	1[(6)]	0.69	**0.33**[(6)]	0.28	0.28	0.28	0.13	0.13	0.13
Trichloroethene	µg/L	**0.23**[(6)]	0.16	0.16	0.16	0.16	0.13	0.13	0.13	0.13

TABLE 34 (CONT'D)
HISTORICAL SUMMARY DATA - MONITORING WELL M-5 ZONE 6
RIALTO GWTS PERCHLORATE AND VOC REMEDIATION

ANALYTE	UNITS	Aug 2010	Nov 2010	Feb 2011	May 2011	Aug 2011	Nov 2011	Feb 2012	Jun 2012	Aug 2012
GENERAL CHEMISTRY										
Perchlorate	µg/L	**1.9**[(6)]	0.61	0.61	0.61	0.61	0.27	0.20	0.81	0.81
FIELD PARAMETERS										
Oxygen (Dissolved)	mg/L	8.50	7.01	10.36	5.37	8.81	11.62	11.24	8.84	10.81
pH	Units	7.22	7.57	7.08	8.08	6.85	7.14	7.30	7.00	7.00
Specific Conductance	µmhos/cm	339	346	333	356	380	345	354	325	364
Temperature	°C	21.55	22.06	16.30	21.96	22.1	19.2	20.2	24.6	25.5
Turbidity	NTU	<5	<5	<5	<5	14.6	<5	<5	<5	<5
METALS: NA										
VOLATILE ORGANIC COMPOUNDS (EPA 524.2):										
1,1-Dichloroethane	µg/L	0.11	0.11	0.11	0.11	0.11	0.11	0.11	0.11	0.11
1,2-Dichloropropane	µg/L	0.13	0.13	0.13	0.13	0.13	0.13	0.13	0.13	0.13
Dichlorodifluoromethane	µg/L	0.099	0.099	0.099	0.099	0.099	0.099	0.099	0.099	0.099
Tetrachloroethene	µg/L	0.013	0.013	0.013	0.013	0.013	0.013	0.013	0.013	0.013
Trichloroethene	µg/L	0.085	0.085	0.085	0.085	0.085	0.085	0.085	0.085	0.085

TABLE 34 (CONT'D)
HISTORICAL SUMMARY DATA - MONITORING WELL M-5 ZONE 6
RIALTO GWTS PERCHLORATE AND VOC REMEDIATION

ANALYTE	UNITS	Feb 2013	Aug 2013	Nov 2013	Feb 2014	May 2014	Aug 2014	Nov 2014	Feb 2015
GENERAL CHEMISTRY									
Perchlorate	µg/L	0.81	0.81	0.81	0.45	0.45	0.45	1.3	1.3
FIELD PARAMETERS									
Oxygen (Dissolved)	mg/L	8.95	8.30	6.97	6.36	7.96	7.96	7.98	6.37
pH	Units	7.58	7.16	7.46	7.75	7.47	7.68	7.30	7.23
Specific Conductance	µmhos/cm	348	356	351	347	276	340	285	722
Temperature	°C	17.07	20.58	21.79	18.87	19.38	24.06	19.56	18.09
Turbidity	NTU	<5	<5	<5	<5	<5	21.8	3.7	0.0
METALS: NA									
VOLATILE ORGANIC COMPOUNDS (EPA 524.2):									
1,1-Dichloroethane	µg/L	0.11	0.11	0.11	0.11	0.11	0.11	0.11	0.11
1,2-Dichloropropane	µg/L	0.13	0.13	0.13	0.13	0.13	0.13	0.13	0.13
Dichlorodifluoromethane	µg/L	0.099	0.099	0.099	0.099	0.099	0.099	0.099	0.099
Tetrachloroethene	µg/L	0.013	0.013	0.013	0.013	0.013	0.013	0.13	0.13
Trichloroethene	µg/L	0.085	0.085	0.085	0.085	0.085	0.085	0.085	0.085

TABLE 34 (CONT'D)
HISTORICAL SUMMARY DATA - MONITORING WELL M-5 ZONE 6
RIALTO GWTS PERCHLORATE AND VOC REMEDIATION

ANALYTE	UNITS	Mar 2015	May 2015	Jul 2015	MED.	AVG.	STD. DEV.	MIN.	MAX.
GENERAL CHEMISTRY									
Perchlorate	µg/L	1.3	1.3	1.3	NC	NC	NC	NC	NC
FIELD PARAMETERS									
Oxygen (Dissolved)	mg/L	8.07	9.58	8.32	8.40	8.42	1.76	5.37	11.62
pH	Units	7.27	7.72	7.42	7.31	7.35	0.472	6.14	8.08
Specific Conductance	µmhos/cm	821	349	281	349	388	139	276	821
Temperature	°C	19.61	20.65	21.43	20.7	20.9	2.67	16.30	25.5
Turbidity	NTU	0.0	10.3	0.0	14.6	32.8	49.4	0.0	140
METALS: NA									
VOLATILE ORGANIC COMPOUNDS (EPA 524.2):									
1,1-Dichloroethane	µg/L	0.11	0.11	0.11	0.110	0.110	0.0132	NC	NC
1,2-Dichloropropane	µg/L	0.13	0.13	0.13	0.130	0.133	0.0120	NC	NC
Dichlorodifluoromethane	µg/L	0.099	0.099	0.099	NC	NC	NC	NC	NC
Tetrachloroethene	µg/L	0.13	0.13	0.13	0.0130	0.119	0.184	0.013	0.69
Trichloroethene	µg/L	0.085	0.085	0.085	NC	NC	NC	NC	NC

TABLE 35
HISTORICAL SUMMARY DATA - MONITORING WELL M-5 ZONE 7
RIALTO GWTS PERCHLORATE AND VOC REMEDIATION

ANALYTE	UNITS	Jun 2008	Aug 2008	Nov 2008	Feb 2009	May 2009	Aug 2009	Nov 2009	Feb 2010	May 2010
GENERAL CHEMISTRY										
Perchlorate	µg/L	0.30	0.30	0.30	**0.91**	0.35	0.35	0.35	0.35	0.35
FIELD PARAMETERS										
Oxygen (Dissolved)	mg/L	9.4	6.70	8.89	7.42	9.68	10.72	8.31	10.53	5.75
pH	Units	5.51	6.89	6.5	7.10	7.38	7.35	7.84	8.00	7.07
Specific Conductance	µmhos/cm	323	357	402	383	374	355	321	329	354
Temperature	°C	23.2	23.5	20.0	20.2	19.9	26.8	23.86	17.16	21.30
Turbidity	NTU	21.9	21.5	25.7	<5	<5	110	78	<5	<5
METALS: NA										
VOLATILE ORGANIC COMPOUNDS (EPA 524.2)										
1,2-Dichloropropane	µg/L	0.16	**0.27**[6]	0.16	0.16	0.16	0.16	0.12	0.12	0.12
Methylene chloride	µg/L	4[6]	0.27	0.27	0.27	0.27	0.28	0.28	0.28	0.28
Tetrachloroethene	µg/L	**0.28**	0.81	0.51	**0.30**	0.28	0.28	0.13	0.13	0.13

TABLE 35 (CONT'D)
HISTORICAL SUMMARY DATA - MONITORING WELL M-5 ZONE 7
RIALTO GWTS PERCHLORATE AND VOC REMEDIATION

ANALYTE	UNITS	Aug 2010	Nov 2010	Feb 2011	May 2011	Aug 2011	Nov 2011	Feb 2012	Jun 2012	Aug 2012
GENERAL CHEMISTRY										
Perchlorate	µg/L	**1.5**	0.61	0.61	0.61	0.61	**0.76**[5]	0.20	0.81	NA
FIELD PARAMETERS										
Oxygen (Dissolved)	mg/L	8.56	6.64	10.41	6.54	9.02	12.66	10.96	8.57	11.54
pH	Units	6.41	7.00	7.18	8.02	6.38	7.24	7.26	8.17	7.00
Specific Conductance	µmhos/cm	398	337	321	330	411	323	333	297	337
Temperature	°C	21.56	22.16	17.20	21.28	22.1	20.4	19.8	26.6	24.4
Turbidity	NTU	<5	<5	<5	<5	46.8	43.7	<5	22.5	<5
METALS: NA										
VOLATILE ORGANIC COMPOUNDS (EPA 524.2)										
1,2-Dichloropropane	µg/L	0.13	0.13	0.13	0.13	0.13	0.13	0.13	0.13	0.13
Methylene chloride	µg/L	0.48	0.48	0.48	0.48	0.48	0.48	0.48	0.48	0.48
Tetrachloroethene	µg/L	0.13	0.13	0.13	0.13	0.13	0.13	0.13	0.13	0.13

TABLE 35 (CONT'D)
HISTORICAL SUMMARY DATA - MONITORING WELL M-5 ZONE 7
RIALTO GWTS PERCHLORATE AND VOC REMEDIATION

ANALYTE	UNITS	Feb 2013	Aug 2013	Nov 2013	Feb 2014	May 2014	Aug 2014	Nov 2014	Feb 2015
GENERAL CHEMISTRY									
Perchlorate	µg/L	0.81	0.81	0.81	0.45	0.45	0.45	1.3	1.3
FIELD PARAMETERS									
Oxygen (Dissolved)	mg/L	8.87	8.31	8.81	7.66	8.39	7.82	7.37	6.65
pH	Units	7.66	7.43	6.80	8.05	6.72	7.57	6.53	6.82
Specific Conductance	µmhos/cm	327	329	363	328	320	313	290	702
Temperature	°C	17.81	24.03	21.83	19.17	19.79	25.08	19.57	18.03
Turbidity	NTU	<5	<5	<5	0.2	<5	40.6	0.7	0.0
METALS: NA									
VOLATILE ORGANIC COMPOUNDS (EPA 524.2)									
1,2-Dichloropropane	µg/L	0.13	0.13	0.13	0.13	0.13	0.13	0.13	0.13
Methylene chloride	µg/L	0.48	0.48	0.48	0.48	0.48	0.48	0.48	0.48
Tetrachloroethene	µg/L	0.13	0.13	0.13	0.13	0.13	0.13	0.13	0.13

TABLE 35 (CONT'D)
HISTORICAL SUMMARY DATA - MONITORING WELL M-5 ZONE 7
RIALTO GWTS PERCHLORATE AND VOC REMEDIATION

ANALYTE	UNITS	Mar 2015	May 2015	Jul 2015	MED.	AVG.	STD. DEV.	MIN.	MAX.
GENERAL CHEMISTRY									
Perchlorate	µg/L	1.3	1.3	1.3	NC	NC	NC	0.20	**1.5**
FIELD PARAMETERS									
Oxygen (Dissolved)	mg/L	7.29	9.09	6.44	8.57	8.70	1.85	5.75	12.66
pH	Units	6.82	7.08	6.76	7.09	7.12	0.680	5.51	8.17
Specific Conductance	µmhos/cm	760	314	286	332	379	127	290	760
Temperature	°C	19.41	20.42	21.72	20.9	21.4	2.83	17.16	26.8
Turbidity	NTU	0.0	2.0	7.3	22.2	32.7	37.4	0.0	110
METALS: NA									
VOLATILE ORGANIC COMPOUNDS (EPA 524.2)									
1,2-Dichloropropane	µg/L	0.13	0.13	0.13	0.130	0.134	0.0128	NC	NC
Methylene chloride	µg/L	0.48	0.48	0.48	NC	NC	NC	NC	NC
Tetrachloroethene	µg/L	0.13	0.13	0.13	0.130	0.209	0.184	0.13	0.81

TABLE 36
HISTORICAL SUMMARY DATA - MONITORING WELL M-6 ZONE 1
RIALTO GWTS PERCHLORATE AND VOC REMEDIATION

ANALYTE	UNITS	Jun 2008	Aug 2008	Nov 2008	Feb 2009	May 2009	Aug 2009	Nov 2009	Feb 2010	May 2010
GENERAL CHEMISTRY										
Perchlorate	µg/L	5.8	5.6	6.0	6.7	8.4	8.5	7.6	7.3	9.1
Phenolics	µg/L	NA	NA	NA	NA	NA	NA	NA	NA	NA
FIELD PARAMETERS										
Oxygen (Dissolved)	mg/L	10.8	9.05	8.62	7.43	9.60	10.06	9.69	9.31	7.71
pH	Units	6.71	7.16	7.2	7.4	7.78	7.91	7.42	7.85	7.80
Specific Conductance	µmhos/cm	325	375	358	395	485	NA	445	415	396
Temperature	°C	23.3	23.3	19.9	17.5	22.1	26.7	24.57	15.61	20.59
Turbidity	NTU	<5	14.8	<5	<5	<5	27	41	<5	<5
VOLATILE ORGANIC COMPOUNDS (EPA 524.2):										
Methylene chloride	µg/L	NA	0.27	0.27	**0.30**	0.27	0.28	0.28	0.28	0.28
Trichloroethene	µg/L	0.75	0.51	0.77	0.94	0.96	0.91	0.95	0.74	0.76

TABLE 36 (CONT'D)
HISTORICAL SUMMARY DATA - MONITORING WELL M-6 ZONE 1
RIALTO GWTS PERCHLORATE AND VOC REMEDIATION

ANALYTE	UNITS	Aug 2010	Nov 2010	Feb 2011	May 2011	Aug 2011	Nov 2011	Jan 2012	Jun 2012	Aug 2012
GENERAL CHEMISTRY										
Perchlorate	µg/L	9.5	8.9	11	10	11	10	11	12	14
Phenolics	µg/L	NA	NA	4.9	4.9	4.9	**15**	**8.9**	NA	NA
FIELD PARAMETERS										
Oxygen (Dissolved)	mg/L	9.36	5.78	9.59	NS	8.03	10.20	4.49	12.91	10.88
pH	Units	7.78	7.06	5.78	NS	6.92	7.08	7.30	7.10	7.00
Specific Conductance	µmhos/cm	418	432	437	NS	469	451	433	391	443
Temperature	°C	22.47	24.13	16.70	NS	23.4	21.7	20.6	26.3	25.5
Turbidity	NTU	<5	<5	<5	NS	<5	15.6	<5	<5	<5
VOLATILE ORGANIC COMPOUNDS (EPA 524.2):										
Methylene chloride	µg/L	0.48	0.48	0.48	0.48	0.48	0.48	0.48	0.48	0.48
Trichloroethene	µg/L	0.95	0.95	1.0	1.1	1.3	1.1	0.73	1.7	2.0

TABLE 36 (CONT'D)
HISTORICAL SUMMARY DATA - MONITORING WELL M-6 ZONE 1
RIALTO GWTS PERCHLORATE AND VOC REMEDIATION

ANALYTE	UNITS	Feb 2013	Aug 2013	Feb 2014	Aug 2014	Feb 2015	Jul 2015	MED.	AVG.	STD. DEV.	MIN.	MAX.
GENERAL CHEMISTRY												
Perchlorate	µg/L	19	13	10	8.3	7.8	5.8	9.00	9.65	3.58	5.6	19
Phenolics	µg/L	NA	NA	NA	NA	NA	NA	NC	NC	NC	4.9	**15**
FIELD PARAMETERS												
Oxygen (Dissolved)	mg/L	8.30	5.28	6.26	6.52	4.92	5.93	8.62	8.32	2.42	4.49	12.91
pH	Units	7.33	7.66	7.36	5.56	7.42	7.96	7.33	7.20	0.687	5.56	7.96
Specific Conductance	µmhos/cm	436	439	432	447	890	351	433	452	142	306	890
Temperature	°C	16.83	25.88	19.26	24.24	21.68	25.09	22.5	22.0	3.50	15.61	26.7
Turbidity	NTU	<5	<5	<5	0.1	0	0.0	14.8	15.5	17.3	0	41
VOLATILE ORGANIC COMPOUNDS (EPA 524.2):												
Methylene chloride	µg/L	0.48	0.48	0.48	0.48	0.48	0.48	NC	NC	NC	0.27	**0.30**
Trichloroethene	µg/L	2.6	2.5	2.3	1.2	2.3	2.8	0.980	1.35	0.746	0.51	2.8

TABLE 37
HISTORICAL SUMMARY DATA - MONITORING WELL M-6 ZONE 2
RIALTO GWTS PERCHLORATE AND VOC REMEDIATION

ANALYTE	UNITS	Jun 2008	Aug 2008	Nov 2008	Feb 2009	May 2009	Aug 2009	Nov 2009	Feb 2010	May 2010
GENERAL CHEMISTRY										
Perchlorate	µg/L	75	85	93	100	99	100	95	81	74
Phenolics	µg/L	NA	NA	NA	NA	NA	NA	NA	NA	NA
FIELD PARAMETERS										
Oxygen (Dissolved)	mg/L	9.1	7.38	7.81	6.80	10.0	10.72	8.26	8.37	NS
pH	Units	6.47	7.03	7.1	7.3	7.82	7.95	7.42	7.80	NS
Specific Conductance	µmhos/cm	287	322	326	394	429	371	383	359	NS
Temperature	°C	22.4	22.6	18.4	16.4	21.9	23.8	22.67	16.22	NS
Turbidity	NTU	<5	<5	<5	<5	<5	40	25	8	NS
VOLATILE ORGANIC COMPOUNDS (EPA 524.2):										
1,2-Dichloropropane	µg/L	NA	0.16	**0.30**	**0.45**	**0.30**	0.16	0.12	**0.49**	**0.28**
Acetone	µg/L	NA	7.4	7.4	7.4	21[(6)]	7.4	4.6	4.6	4.6
Chloroform	µg/L	NA	0.23	0.23	0.23	0.23	0.072	0.072	0.072	0.12
Methylene chloride	µg/L	NA	0.27	0.27	**0.49**[(6)]	0.27	0.28	0.28	0.28	0.28
Tetrachloroethene	µg/L	NA	0.28	0.28	0.28	0.28	0.28	**0.37**	**0.23**	**0.15**
Trichloroethene	µg/L	0.71	0.77	1.0	1.5	1.0	1.2	2.4	1.7	0.99

TABLE 37 (CONT'D)
HISTORICAL SUMMARY DATA - MONITORING WELL M-6 ZONE 2
RIALTO GWTS PERCHLORATE AND VOC REMEDIATION

ANALYTE	UNITS	Aug 2010	Nov 2010	Feb 2011	May 2011	Aug 2011	Nov 2011	Feb 2012	Jun 2012	Aug 2012
GENERAL CHEMISTRY										
Perchlorate	µg/L	67	60	40	34	48	30	30	20	27
Phenolics	µg/L	NA	NA	4.9	4.9	**5.4**[6]	4.9	4.9	4.9	NA
FIELD PARAMETERS										
Oxygen (Dissolved)	mg/L	6.90	5.60	8.08	NS	9.97	9.89	10.61	13.26	10.95
pH	Units	7.75	6.48	6.79	NS	7.14	7.10	5.50	7.00	6.90
Specific Conductance	µmhos/cm	357	397	342	NS	389	390	407	368	391
Temperature	°C	21.08	23.90	16.20	NS	23.0	21.1	18.1	23.6	24.2
Turbidity	NTU	<5	<5	11.4	NS	6.9	6.8	<5	<5	<5
VOLATILE ORGANIC COMPOUNDS (EPA 524.2):										
1,2-Dichloropropane	µg/L	**0.28**	**0.30**	0.13	**0.22**	**0.33**	**0.26**	**0.22**	**0.24**	0.13
Acetone	µg/L	4.6	4.6	4.6	4.6	4.6	4.6	4.6	4.6	4.6
Chloroform	µg/L	0.12	0.12	0.12	0.12	0.12	0.12	0.12	0.12	0.12
Methylene chloride	µg/L	0.48	0.48	0.48	0.48	0.48	0.48	0.48	0.48	0.48
Tetrachloroethene	µg/L	**0.15**	**0.18**	0.13	0.13	**0.2**	**0.2**	**0.14**	**0.16**	**0.20**
Trichloroethene	µg/L	1.2	1.0	0.74	0.92	2.0	1.6	1.3	1.6	2.2

TABLE 37 (CONT'D)
HISTORICAL SUMMARY DATA - MONITORING WELL M-6 ZONE 2
RIALTO GWTS PERCHLORATE AND VOC REMEDIATION

ANALYTE	UNITS	Feb 2013	Aug 2013	Feb 2014	Aug 2014	Feb 2015	Jul 2015	MED.	AVG.	STD. DEV.	MIN.	MAX.
GENERAL CHEMISTRY												
Perchlorate	µg/L	19	16	14	13	9.6	18	44.0	52.2	34.1	9.6	100
Phenolics	µg/L	NA	NA	NA	NA	NA	NA	NC	NC	NC	4.9	**5.4**
FIELD PARAMETERS												
Oxygen (Dissolved)	mg/L	8.69	6.02	6.02	6.60	5.08	6.33	8.17	8.37	2.35	5.08	13.26
pH	Units	6.67	7.68	6.62	7.48	7.45	7.95	7.12	7.12	0.685	5.50	7.95
Specific Conductance	µmhos/cm	416	386	460	387	782	305	387	405	124	287	782
Temperature	°C	16.56	24.06	18.67	22.75	26.25	25.31	22.5	21.3	3.36	16.20	26.25
Turbidity	NTU	<5	<5	0.3	0.3	0.0	0.0	6.85	11.6	15.1	0.0	40
VOLATILE ORGANIC COMPOUNDS (EPA 524.2):												
1,2-Dichloropropane	µg/L	**0.15**	**0.14**	0.13	0.13	0.13	0.13	0.220	0.232	0.116	0.12	**0.49**
Acetone	µg/L	4.6	4.6	4.6	4.6	4.6	4.6	NC	NC	NC	NC	NC
Chloroform	µg/L	**0.13**	0.12	0.12	0.12	0.12	0.12	NC	NC	NC	0.072	**0.13**
Methylene chloride	µg/L	0.48	0.48	0.48	0.48	0.48	0.48	NC	NC	NC	NC	NC
Tetrachloroethene	µg/L	**0.19**	**0.18**	**0.18**	0.13	0.13	0.13	NC	NC	NC	0.13	**0.37**
Trichloroethene	µg/L	2.2	1.8	2.0	0.86	0.86	1.6	1.25	1.39	0.556	0.71	2.4

TABLE 38
HISTORICAL SUMMARY DATA - MONITORING WELL M-6 ZONE 3
RIALTO GWTS PERCHLORATE AND VOC REMEDIATION

ANALYTE	UNITS	Jun 2008	Aug 2008	Nov 2008	Feb 2009	May 2009	Aug 2009	Nov 2009	Feb 2010	May 2010
GENERAL CHEMISTRY										
Perchlorate	µg/L	41	54	47	59	84	93	98	95	89
FIELD PARAMETERS										
Oxygen (Dissolved)	mg/L	9.2	8.57	8.50	8.05	8.38	9.76	8.33	8.98	5.01
pH	Units	6.37	6.87	6.8	7.2	7.87	7.94	7.45	7.84	7.71
Specific Conductance	µmhos/cm	290	325	312	390	433	376	386	374	382
Temperature	°C	22.6	21.6	17.8	17.0	22.0	23.0	23.44	15.84	20.42
Turbidity	NTU	<5	8.9	<5	<5	<5	43	71	23	<5
VOLATILE ORGANIC COMPOUNDS (EPA 524.2):										
1,1-Dichloroethane	µg/L	NA	0.13	0.13	0.13	0.13	0.13	0.13	0.13	0.13
1,1-Dichloroethene	µg/L	NA	0.23	0.23	0.23	0.23	0.12	0.12	**0.49**	0.58
1,2-Dichloropropane	µg/L	NA	0.16	0.16	0.16	**0.19**	0.16	0.12	0.72	0.61
Chloroform	µg/L	NA	0.23	0.23	0.23	0.23	0.072	0.072	**0.18**	0.072
cis-1,2-Dichloroethene	µg/L	NA	0.32	0.32	0.32	0.32	0.32	0.32	0.32	0.32
Methylene chloride	µg/L	NA	0.27	0.27	**0.38**	0.27	0.28	0.28	0.28	0.28
Tetrachloroethene	µg/L	NA	0.28	0.28	0.28	0.28	**0.29**	0.58	0.64	0.80
Trichloroethene	µg/L	**0.18**	0.16	**0.23**	0.63	0.81	1.3	2.3	2.8	3.1
TIC: Cyanogen chloride	µg/L	ND	ND	ND	ND	ND	ND	ND	ND	ND
TIC: Phosphoramidous difluoride	µg/L	ND	ND	ND	ND	ND	ND	ND	ND	ND

TABLE 38 (CONT'D)
HISTORICAL SUMMARY DATA - MONITORING WELL M-6 ZONE 3
RIALTO GWTS PERCHLORATE AND VOC REMEDIATION

ANALYTE	UNITS	Aug 2010	Nov 2010	Feb 2011	May 2011	Aug 2011	Nov 2011	Feb 2012	Jun 2012	Aug 2012
GENERAL CHEMISTRY										
Perchlorate	µg/L	84	78	67	71	50	38	47	30	37
FIELD PARAMETERS										
Oxygen (Dissolved)	mg/L	7.42	5.27	9.58	NS	8.51	9.67	9.02	11.05	8.38
pH	Units	7.79	7.89	7.09	NS	7.14	7.06	6.70	7.10	6.90
Specific Conductance	µmhos/cm	376	383	360	NS	411	4018	379	368	409
Temperature	°C	20.90	25.36	16.30	NS	22.9	20.8	19.2	23.7	23.3
Turbidity	NTU	<5	<5	<5	NS	75.3	<5	<5	<5	<5
VOLATILE ORGANIC COMPOUNDS (EPA 524.2):										
1,1-Dichloroethane	µg/L	**0.20**	**0.21**	**0.22**	**0.22**	**0.17**	**0.14**	**0.16**	0.11	0.11
1,1-Dichloroethene	µg/L	0.67	0.89	0.88	0.69	0.81	0.61	0.59	**0.47**	0.18
1,2-Dichloropropane	µg/L	0.96	0.94	1.2	1.2	0.93	0.68	0.81	0.71	0.80
Chloroform	µg/L	**0.22**	0.12	**0.25**	**0.32**	**0.34**	0.12	**0.37**[5]	**0.46**	0.12
cis-1,2-Dichloroethene	µg/L	**0.11**	**0.13**	**0.11**	**0.12**	0.085	**0.11**	0.085	0.085	0.085
Methylene chloride	µg/L	0.48	0.48	0.48	0.80[6]	0.48	0.48	0.48	0.48	0.48
Tetrachloroethene	µg/L	1.1	1.1	1.2	1.0	1.2	0.94	0.98	0.97	1.0
Trichloroethene	µg/L	5.0	5.3	7.4	7.6	9.2	8.8	9.2	10	11
TIC: Cyanogen chloride	µg/L	ND	ND	ND	ND	ND	ND	ND	ND	0.64
TIC: Phosphoramidous difluoride	µg/L	ND	ND	ND	ND	ND	ND	ND	ND	0.49

TABLE 38 (CONT'D)
HISTORICAL SUMMARY DATA - MONITORING WELL M-6 ZONE 3
RIALTO GWTS PERCHLORATE AND VOC REMEDIATION

ANALYTE	UNITS	Feb 2013	Aug 2013	Feb 2014	Aug 2014	Feb 2015	Jul 2015	MED.	AVG.	STD. DEV.	MIN.	MAX.
GENERAL CHEMISTRY												
Perchlorate	µg/L	18	9.8	9.9	15	15	18	48.5	52.1	31.0	9.8	98
FIELD PARAMETERS												
Oxygen (Dissolved)	mg/L	9.21	6.53	6.99	7.91	5.34	6.36	8.38	8.08	1.73	5.01	11.05
pH	Units	7.58	7.49	7.79	7.21	7.43	7.91	7.43	7.34	0.491	6.37	7.94
Specific Conductance	µmhos/cm	389	381	383	383	779	313	382	676	1010	290	4018
Temperature	°C	17.42	23.64	19.1	22.4	21.4	24.14	21.6	21.0	2.95	15.84	25.36
Turbidity	NTU	<5	<5	0.1	0.0	0.0	0.0	8.90	27.0	32.9	0.0	75.3
VOLATILE ORGANIC COMPOUNDS (EPA 524.2):												
1,1-Dichloroethane	µg/L	**0.48**	**0.29**	0.11	0.11	0.11	0.11	0.130	0.175	0.103	0.11	**0.48**
1,1-Dichloroethene	µg/L	0.18	0.18	0.18	0.18	0.18	**0.24**	0.230	0.407	0.276	0.12	0.89
1,2-Dichloropropane	µg/L	0.60	**0.33**	**0.14**	0.13	0.13	**0.23**	0.600	0.536	0.393	0.12	1.2
Chloroform	µg/L	**0.39**	**0.29**	**0.18**	0.12	**0.16**	**0.30**[5]	NC	NC	NC	0.072	**0.46**
cis-1,2-Dichloroethene	µg/L	0.085	0.085	0.085	0.085	0.085	0.085	NC	NC	NC	0.085	**0.13**
Methylene chloride	µg/L	0.48	0.48	0.48	0.48	0.48	0.48	NC	NC	NC	0.27	**0.38**
Tetrachloroethene	µg/L	0.97	0.63	**0.40**	0.13	0.13	0.51	0.640	0.681	0.384	0.13	1.2
Trichloroethene	µg/L	10	6.7	4.7	3.1	4.8	6.9	4.90	5.09	3.76	0.16	11
TIC: Cyanogen chloride	µg/L	NR	NR	NR	NR	NR	NR	0.640	0.640	0.0	0.64	0.64
TIC: Phosphoramidous difluoride	µg/L	NR	NR	NR	NR	NR	NR	0.490	0.490	0.0	0.49	0.49

TABLE 39
HISTORICAL SUMMARY DATA - MONITORING WELL M-6 ZONE 4
RIALTO GWTS PERCHLORATE AND VOC REMEDIATION

ANALYTE	UNITS	Jun 2008	Aug 2008	Nov 2008	Feb 2009	May 2009	Aug 2009	Nov 2009	Feb 2010	May 2010
GENERAL CHEMISTRY										
Perchlorate	µg/L	8.8	0.3[6]	**2.5**	6.9	11	13	15	12	16
FIELD PARAMETERS										
Oxygen (Dissolved)	mg/L	8.4	8.87	8.26	8.74	8.77	10.98	8.76	9.92	6.51
pH	Units	6.33	6.98	6.9	7.0	7.95	7.97	7.60	7.80	7.72
Specific Conductance	µmhos/cm	327	301	300	379	424	372	380	364	369
Temperature	°C	23.4	21.6	17.7	15.5	20.9	23.9	22.49	16.26	20.62
Turbidity	NTU	<5	8.8	<5	<5	<5	32	49	13	<5
VOLATILE ORGANIC COMPOUNDS (EPA 524.2):										
Trichloroethene	µg/L	0.61[6]	0.16	0.16	0.16	0.16	0.13	0.13	0.13	0.13

TABLE 39 (CONT'D)
HISTORICAL SUMMARY DATA - MONITORING WELL M-6 ZONE 4
RIALTO GWTS PERCHLORATE AND VOC REMEDIATION

ANALYTE	UNITS	Aug 2010	Nov 2010	Feb 2011	May 2011	Aug 2011	Nov 2011	Feb 2012	Jun 2012	Aug 2012
GENERAL CHEMISTRY										
Perchlorate	µg/L	13	14	16	8.3	**3.7**	4.5	5.5	**3.4**	4.8
FIELD PARAMETERS										
Oxygen (Dissolved)	mg/L	8.47	7.39	9.27	8.11	9.02	8.98	10.74	12.46	9.00
pH	Units	7.79	7.98	7.16	7.94	7.20	7.08	7.07	7.00	6.70
Specific Conductance	µmhos/cm	359	369	347	377	399	376	360	356	387
Temperature	°C	20.50	24.24	16.50	23.05	23.1	21.1	19.2	23.2	23.5
Turbidity	NTU	<5	<5	<5	<5	<5	<5	<5	<5	<5
VOLATILE ORGANIC COMPOUNDS (EPA 524.2):										
Trichloroethene	µg/L	0.085	0.085	0.085	0.085	0.085	0.085	0.085	0.085	0.085

TABLE 39 (CONT'D)
HISTORICAL SUMMARY DATA - MONITORING WELL M-6 ZONE 4
RIALTO GWTS PERCHLORATE AND VOC REMEDIATION

ANALYTE	UNITS	Feb 2013	Aug 2013	Feb 2014	Aug 2014	Feb 2015	Jul 2015	MED.	AVG.	STD. DEV.	MIN.	MAX.
GENERAL CHEMISTRY												
Perchlorate	µg/L	9.8	5.2	17	**3.7**	9.0	6.2	8.80	9.06	5.06	0.30	17
FIELD PARAMETERS												
Oxygen (Dissolved)	mg/L	9.34	6.51	6.18	8.45	5.82	6.61	8.75	8.61	1.78	5.82	12.46
pH	Units	7.58	7.61	7.80	6.58	7.46	7.95	7.52	7.36	0.532	6.33	7.98
Specific Conductance	µmhos/cm	369	372	368	406	741	293	369	390	109	293	741
Temperature	°C	17.62	23.91	19.40	22.28	20.59	24.17	21.4	20.9	2.89	15.5	24.24
Turbidity	NTU	<5	<5	<5	2.1	0.0	0.0	8.80	17.1	20.8	0	49
VOLATILE ORGANIC COMPOUNDS (EPA 524.2):												
Trichloroethene	µg/L	0.085	0.085	**0.15**[(6)]	0.085	0.085	0.085	NC	NC	NC	0.085	**0.15**

TABLE 40
HISTORICAL SUMMARY DATA - MONITORING WELL M-6 ZONE 5
RIALTO GWTS PERCHLORATE AND VOC REMEDIATION

ANALYTE	UNITS	Jun 2008	Aug 2008	Nov 2008	Feb 2009	May 2009	Aug 2009	Nov 2009	Feb 2010	May 2010
GENERAL CHEMISTRY										
Perchlorate	µg/L	9[(6)]	0.30	0.30	0.82	0.35	0.35	0.35	0.35	0.35
FIELD PARAMETERS										
Oxygen (Dissolved)	mg/L	8.8	8.34	8.56	9.01	9.14	10.95	10.17	10.57	7.40
pH	Units	6.19	6.74	6.8	6.9	7.95	7.89	7.67	7.54	7.39
Specific Conductance	µmhos/cm	329	280	277	343	402	344	NA	342	333
Temperature	°C	23.2	22.0	16.9	17.4	21.3	22.9	25.46	16.40	19.45
Turbidity	NTU	<5	10.1	<5	<5	<5	53	110	24	<5
VOLATILE ORGANIC COMPOUNDS (EPA 524.2):										
Trichloroethene	µg/L	0.68[(6)]	0.16	0.16	0.16	0.16	0.13	0.13	0.13	0.13

TABLE 40 (CONT'D)
HISTORICAL SUMMARY DATA - MONITORING WELL M-6 ZONE 5
RIALTO GWTS PERCHLORATE AND VOC REMEDIATION

ANALYTE	UNITS	Aug 2010	Nov 2010	Feb 2011	May 2011	Aug 2011	Nov 2011	Feb 2012	Jun 2012	Aug 2012
GENERAL CHEMISTRY										
Perchlorate	µg/L	0.35	0.61	0.61	0.61	0.61	0.27	**1.9**	0.81	0.81
FIELD PARAMETERS										
Oxygen (Dissolved)	mg/L	8.88	9.61	9.69	6.77	8.97	9.55	11.51	13.60	9.16
pH	Units	7.62	8.00	7.21	6.88	7.20	7.12	7.18	7.00	6.20
Specific Conductance	µmhos/cm	339	348	341	400	387	384	356	352	414
Temperature	°C	19.82	22.91	16.60	18.40	23.4	20.5	19.6	23.4	23.2
Turbidity	NTU	<5	<5	<5	<5	44.9	<5	<5	<5	<5
VOLATILE ORGANIC COMPOUNDS (EPA 524.2):										
Trichloroethene	µg/L	0.085	0.085	0.085	0.085	0.085	0.085	0.085	0.085	0.085

TABLE 40 (CONT'D)
HISTORICAL SUMMARY DATA - MONITORING WELL M-6 ZONE 5
RIALTO GWTS PERCHLORATE AND VOC REMEDIATION

ANALYTE	UNITS	Feb 2013	Aug 2013	Feb 2014	Aug 2014	Feb 2015	Jul 2015	MED.	AVG.	STD. DEV.	MIN.	MAX.
GENERAL CHEMISTRY												
Perchlorate	µg/L	0.81	0.81	0.45	0.45	**1.4**	1.3	NC	NC	NC	0.27	**1.9**
FIELD PARAMETERS												
Oxygen (Dissolved)	mg/L	9.66	5.54	7.51	8.50	6.90	7.88	8.99	9.07	1.98	5.54	13.60
pH	Units	7.52	7.54	7.75	7.89	7.41	7.89	7.40	7.30	0.559	6.19	8.00
Specific Conductance	µmhos/cm	363	367	361	357	730	291	352	378	112	277	730
Temperature	°C	18.06	23.56	19.64	25.32	20.51	24.59	20.9	21.0	2.98	16.40	25.46
Turbidity	NTU	<5	<5	<5	2.3	0	1.1	17.1	35.5	43.6	0	110
VOLATILE ORGANIC COMPOUNDS (EPA 524.2):												
Trichloroethene	µg/L	0.085	0.085	0.085	0.085	0.085	0.085	NC	NC	NC	NC	NC

TABLE 41
HISTORICAL SUMMARY DATA - MONITORING WELL M-6 ZONE 6
RIALTO GWTS PERCHLORATE AND VOC REMEDIATION

ANALYTE	UNITS	Jun 2008	Aug 2008	Nov 2008	Feb 2009	May 2009	Aug 2009	Nov 2009	Feb 2010	May 2010
GENERAL CHEMISTRY										
Perchlorate	µg/L	9.1[6]	**1.8**	0.30	0.82	0.35	0.35	0.35	**1.6**	0.35
FIELD PARAMETERS										
Oxygen (Dissolved)	mg/L	8.4	8.29	8.46	8.64	9.23	10.88	9.24	10.71	6.33
pH	Units	5.87	6.05	6.2	7.0	7.62	7.60	7.54	7.16	7.31
Specific Conductance	µmhos/cm	332	277	280	332	372	310	318	307	301
Temperature	°C	21.4	21.6	16.3	17.6	20.9	23.3	22.03	16.12	20.46
Turbidity	NTU	<5	16.3	6.9	<5	<5	43	94	12	<0.1
VOLATILE ORGANIC COMPOUNDS (EPA 524.2):										
Trichloroethene	µg/L	0.63[6]	0.16	0.16	0.16	0.16	0.13	0.13	0.13	0.13

TABLE 41 (CONT'D)
HISTORICAL SUMMARY DATA - MONITORING WELL M-6 ZONE 6
RIALTO GWTS PERCHLORATE AND VOC REMEDIATION

ANALYTE	UNITS	Aug 2010	Nov 2010	Feb 2011	May 2011	Aug 2011	Nov 2011	Feb 2012	Jun 2012	Aug 2012
GENERAL CHEMISTRY										
Perchlorate	µg/L	0.35	0.61	0.61	0.61	0.61	0.27	**1.4**	0.81	0.81
FIELD PARAMETERS										
Oxygen (Dissolved)	mg/L	8.84	7.27	10.24	6.47	8.97	9.35	10.77	14.46	9.02
pH	Units	7.21	7.91	7.26	7.59	7.17	5.76	7.24	7.10	7.57
Specific Conductance	µmhos/cm	305	315	302	325	344	357	313	302	301
Temperature	°C	19.62	24.81	16.90	18.61	23.4	20.0	19.7	24.0	26.4
Turbidity	NTU	<5	<5	<5	<5	<5	<5	<5	<5	<5
VOLATILE ORGANIC COMPOUNDS (EPA 524.2):										
Trichloroethene	µg/L	0.085	0.085	0.085	0.085	0.085	0.085	0.085	0.085	0.085

TABLE 41 (CONT'D)
HISTORICAL SUMMARY DATA - MONITORING WELL M-6 ZONE 6
RIALTO GWTS PERCHLORATE AND VOC REMEDIATION

ANALYTE	UNITS	Feb 2013	Aug 2013	Feb 2014	Aug 2014	Feb 2015	Jul 2015	MED.	AVG.	STD. DEV.	MIN.	MAX.
GENERAL CHEMISTRY												
Perchlorate	µg/L	0.81	0.81	0.45	0.45	1.3	1.3	NC	NC	NC	0.27	**1.8**
FIELD PARAMETERS												
Oxygen (Dissolved)	mg/L	1.05	6.67	7.38	8.56	7.13	7.40	8.60	8.43	2.97	1.05	14.46
pH	Units	7.44	7.50	7.72	7.51	7.31	7.84	7.31	7.16	0.662	5.76	7.91
Specific Conductance	µmhos/cm	317	318	315	301	649	259	314	337	95.3	259	649
Temperature	°C	18.40	23.88	20.15	25.73	19.58	23.97	20.7	21.1	3.17	16.12	26.4
Turbidity	NTU	<5	<5	0.3	7.0	0.0	0.0	7.00	24.9	36.4	0.0	94
VOLATILE ORGANIC COMPOUNDS (EPA 524.2):												
Trichloroethene	µg/L	0.085	0.085	0.085	0.085	0.085	0.085	NC	NC	NC	NC	NC

TABLE 42
HISTORICAL SUMMARY DATA - MONITORING WELL M-6 ZONE 7
RIALTO GWTS PERCHLORATE AND VOC REMEDIATION

ANALYTE	UNITS	Jun 2008	Aug 2008	Nov 2008	Feb 2009	May 2009	Aug 2009	Nov 2009	Feb 2010	May 2010
GENERAL CHEMISTRY										
Perchlorate	µg/L	9.6[6]	0.30	0.30	0.82	0.35	0.35	0.35	0.35	0.35
FIELD PARAMETERS										
Oxygen (Dissolved)	mg/L	9.6	8.23	9.26	8.03	9.02	9.7	9.44	10.82	5.72
pH	Units	5.17	5.97	6.1	7.1	7.29	6.79	7.57	7.45	7.30
Specific Conductance	µmhos/cm	418	300	337	331	341	350	301	314	286
Temperature	°C	21.0	22.2	16.7	17.9	21.8	22.9	22.87	16.41	21.75
Turbidity	NTU	<5	16.0	13.8	<5	<5	86	130	<0.1	<0.1
METALS: NA										
VOLATILE ORGANIC COMPOUNDS (EPA 524.2):										
Trichloroethene	µg/L	0.67[6]	0.16	0.16	0.16	0.16	0.13	0.13	0.13	0.13

TABLE 42 (CONT'D)
HISTORICAL SUMMARY DATA - MONITORING WELL M-6 ZONE 7
RIALTO GWTS PERCHLORATE AND VOC REMEDIATION

ANALYTE	UNITS	Aug 2010	Nov 2010	Feb 2011	May 2011	Aug 2011	Nov 2011	Feb 2012	Jun 2012	Aug 2012
GENERAL CHEMISTRY										
Perchlorate	µg/L	0.35	0.61	0.61	0.61	0.61	0.27	0.20	0.81	0.81
FIELD PARAMETERS										
Oxygen (Dissolved)	mg/L	8.65	9.23	9.97	7.21	9.25	9.07	11.49	15.84	10.14
pH	Units	6.55	7.91	7.17	7.72	7.18	6.61	7.15	6.90	7.54
Specific Conductance	µmhos/cm	371	296	293	312	327	324	303	290	282
Temperature	°C	19.75	25.24	17.20	18.62	22.7	20.4	19.6	15.8	27.8
Turbidity	NTU	<5	<5	<5	<5	12.2	<5	<5	<5	<5
METALS: NA										
VOLATILE ORGANIC COMPOUNDS (EPA 524.2):										
Trichloroethene	µg/L	0.085	0.085	0.085	0.085	0.085	0.085	0.085	0.085	0.085

TABLE 42 (CONT'D)
HISTORICAL SUMMARY DATA - MONITORING WELL M-6 ZONE 7
RIALTO GWTS PERCHLORATE AND VOC REMEDIATION

ANALYTE	UNITS	Feb 2013	Aug 2013	Feb 2014	Aug 2014	Feb 2015	Jul 2015	MED.	AVG.	STD. DEV.	MIN.	MAX.
GENERAL CHEMISTRY												
Perchlorate	µg/L	0.81	0.45	0.45	0.45	1.3	1.3	NC	NC	NC	NC	NC
FIELD PARAMETERS												
Oxygen (Dissolved)	mg/L	9.19	6.06	6.24	7.74	6.61	7.12	9.13	9.05	2.53	5.72	15.84
pH	Units	7.50	7.66	7.90	7.47	7.45	7.87	7.30	7.09	0.767	5.17	7.91
Specific Conductance	µmhos/cm	299	306	303	291	619	245	305	325	111	3.03	619
Temperature	°C	18.77	23.79	21.09	27.15	20.13	24.53	21.0	21.1	3.53	15.8	27.8
Turbidity	NTU	<5	0.2	0.6	4.3	0.0	0.1	8.25	32.8	51.3	0.0	130
METALS: NA												
VOLATILE ORGANIC COMPOUNDS (EPA 524.2):												
Trichloroethene	µg/L	0.085	0.085	0.085	0.085	0.085	0.085	NC	NC	NC	NC	NC

TABLE 43
HISTORICAL SUMMARY DATA - MONITORING WELL N-1 SHALLOW (4-INCH)
RIALTO GWTS PERCHLORATE AND VOC REMEDIATION

ANALYTE	UNITS	Sep 2002	Nov 2002	Dec 2002	Jan 2003	Feb 2003	Mar 2003	Apr 2003	May 2003	Jun 2003
GENERAL CHEMISTRY										
Alkalinity as CaCO3 (Total)	mg/L	NA	NA	NA	NA	NA	160	160	160	NA
Bicarbonate	mg/L	NA	NA	NA	NA	NA	190	190	200	NA
Chemical Oxygen Demand	mg/L	NA	NA	NA	NA	NA	10	47	70	NA
Chloride	mg/L	NA	NA	NA	NA	NA	4.5	4.1	7.5	NA
Nitrate as N	mg/L	NA	NA	NA	NA	NA	3.48	3.9	3.77	NA
Perchlorate	µg/L	35	35	31	26	25	26	23	20	21
Sulfate	mg/L	NA	NA	NA	NA	NA	9.5	9.8	24	NA
Total Dissolved Solids	mg/L	NA	NA	NA	NA	NA	244	224	228	NA
FIELD PARAMETERS										
Dissolved Oxygen	mg/L	NA	NA	NA	NA	NA	NA	9.3	NA	6.3
pH	Units	NA	NA	7.3	NA	7.4	7.7	7.8	7.6	7.8
Specific Conductance	µmhos/cm	NA	NA	430	NA	380	410	470	310	430
Temperature	°C	NA	NA	16	NA	16	18	18	18	19
Turbidity	NTU	NA	NA	>900	NA	>900	>900	>900	66	65
METALS										
Calcium (Total)	mg/L	NA	NA	NA	NA	NA	53	56	55	NA
Magnesium (Total)	mg/L	NA	NA	NA	NA	NA	7.4	7.2	6.9	NA
Sodium (Total)	mg/L	NA	NA	NA	NA	NA	32	12	12	NA
VOLATILE ORGANIC COMPOUNDS										
Bromoform	µg/L	0.13	0.13	0.13	0.22	0.18	0.16	0.13	0.13	0.13
Dibromochloromethane	µg/L	0.28	0.37	0.37	0.12	0.14	0.15	0.12	0.12	0.12
Tetrachloroethene	µg/L	0.21	0.17	0.17	0.16	0.17	0.086	0.049	0.049	0.049
Trichloroethene	µg/L	0.25	0.50	0.50	0.13	0.15	0.17	0.092	0.092	0.092
SEMI-VOLATILE ORGANIC COMPOUNDS (EPA 8270):										
bis(2-Ethylhexyl)phthalate	µg/L	NA	NA	NA	NA	NA	**2.0**	0.72	0.74	NA
N-Nitrosodimethylamine (NDMA)	µg/L	0.010	NA	NA	NA	NA	0.27	0.25	0.25	NA

TABLE 43 (CONT'D)
HISTORICAL SUMMARY DATA - MONITORING WELL N-1 SHALLOW (4-INCH)
RIALTO GWTS PERCHLORATE AND VOC REMEDIATION

ANALYTE	UNITS	Jul 2003	Aug 2003	Sep 2003	Oct 2003	Aug 2004	Sep 2004	Oct 2004	Nov 2004	Dec 2004
GENERAL CHEMISTRY										
Alkalinity as CaCO3 (Total)	mg/L	NA	NA	NA	NA	DRY	DRY	DRY	DRY	DRY
Bicarbonate	mg/L	NA	NA	NA	NA	DRY	DRY	DRY	DRY	DRY
Chemical Oxygen Demand	mg/L	NA	NA	NA	NA	DRY	DRY	DRY	DRY	DRY
Chloride	mg/L	NA	NA	NA	NA	DRY	DRY	DRY	DRY	DRY
Nitrate as N	mg/L	NA	NA	NA	NA	DRY	DRY	DRY	DRY	DRY
Perchlorate	µg/L	19	18	14	16	DRY	DRY	DRY	DRY	DRY
Sulfate	mg/L	NA	NA	NA	NA	DRY	DRY	DRY	DRY	DRY
Total Dissolved Solids	mg/L	NA	NA	NA	NA	DRY	DRY	DRY	DRY	DRY
FIELD PARAMETERS										
Dissolved Oxygen	mg/L	NA	NA	NA	NA	DRY	DRY	DRY	DRY	DRY
pH	Units	NA	NA	NA	7.7	DRY	DRY	DRY	DRY	DRY
Specific Conductance	µmhos/cm	NA	NA	NA	560	DRY	DRY	DRY	DRY	DRY
Temperature	°C	NA	NA	NA	21	DRY	DRY	DRY	DRY	DRY
Turbidity	NTU	NA	NA	NA	41	DRY	DRY	DRY	DRY	DRY
METALS										
Calcium (Total)	mg/L	NA	NA	NA	NA	DRY	DRY	DRY	DRY	DRY
Magnesium (Total)	mg/L	NA	NA	NA	NA	DRY	DRY	DRY	DRY	DRY
Sodium (Total)	mg/L	NA	NA	NA	NA	DRY	DRY	DRY	DRY	DRY
VOLATILE ORGANIC COMPOUNDS										
Bromoform	µg/L	0.13	0.13	0.22	0.22	DRY	DRY	DRY	DRY	DRY
Dibromochloromethane	µg/L	0.098	0.12	0.12	0.12	DRY	DRY	DRY	DRY	DRY
Tetrachloroethene	µg/L	0.16	0.049	0.049	0.16	DRY	DRY	DRY	DRY	DRY
Trichloroethene	µg/L	0.15	0.092	0.092	0.15	DRY	DRY	DRY	DRY	DRY
SEMI-VOLATILE ORGANIC COMPOUNDS (EPA 8270):										
bis(2-Ethylhexyl)phthalate	µg/L	NA	NA	NA	NA	DRY	DRY	DRY	DRY	DRY
N-Nitrosodimethylamine (NDMA)	µg/L	NA	NA	NA	NA	DRY	DRY	DRY	DRY	DRY

TABLE 43 (CONT'D)
HISTORICAL SUMMARY DATA - MONITORING WELL N-1 SHALLOW (4-INCH)
RIALTO GWTS PERCHLORATE AND VOC REMEDIATION

ANALYTE	UNITS	Aug 2007	Nov 2007	Jan 2008	May 2008	Jul 2008	Aug 2008	Nov 2008	Feb 2009	May 2009
GENERAL CHEMISTRY										
Alkalinity as CaCO3 (Total)	mg/L	NA	NA	NA	NA	NA	NA	NA	NA	NA
Bicarbonate	mg/L	NA	NA	NA	NA	NA	NA	NA	NA	NA
Chemical Oxygen Demand	mg/L	NA	NA	NA	NA	NA	NA	NA	NA	NA
Chloride	mg/L	NA	NA	NA	NA	NA	NA	NA	NA	NA
Nitrate as N	mg/L	NA	NA	NA	NA	NA	NA	NA	NA	NA
Perchlorate	µg/L	18	**3.4**	5.3	43	53	64	110	120	150
Sulfate	mg/L	NA	NA	NA	NA	NA	NA	NA	NA	NA
Total Dissolved Solids	mg/L	NA	NA	NA	NA	NA	NA	NA	NA	NA
FIELD PARAMETERS										
Dissolved Oxygen	mg/L	NA	NA	NA	NA	NA	NA	NA	NA	NA
pH	Units	8.0	7.71	8.7	7.7	7.74	7.05	7.07	7.40	8.01
Specific Conductance	µmhos/cm	320	370	390	324	426	400	382	373	366
Temperature	°C	19.7	18.3	17.2	19.0	19.2	20.03	17.16	18.7	19.56
Turbidity	NTU	617.0	633.0	757.0	810.0	960	450	747	>900	607
METALS										
Calcium (Total)	mg/L	NA	NA	NA	NA	NA	NA	NA	NA	NA
Magnesium (Total)	mg/L	NA	NA	NA	NA	NA	NA	NA	NA	NA
Sodium (Total)	mg/L	NA	NA	NA	NA	NA	NA	NA	NA	NA
VOLATILE ORGANIC COMPOUNDS										
Bromoform	µg/L	1.2[6]	0.22	0.24	0.31	0.24	0.24	0.24	0.24	0.24
Dibromochloromethane	µg/L	0.5[6]	0.12	0.23	0.23	0.23	0.23	0.23	0.23	0.23
Tetrachloroethene	µg/L	0.11	0.11	0.28	0.28	0.28	0.28	0.28	0.28	0.28
Trichloroethene	µg/L	4.4	**0.29**	2.0	34	24	34	66	36	23
SEMI-VOLATILE ORGANIC COMPOUNDS (EPA 8270):										
bis(2-Ethylhexyl)phthalate	µg/L	NA	NA	NA	NA	NA	NA	NA	1.8	NA
N-Nitrosodimethylamine (NDMA)	µg/L	NA	NA	NA	NA	NA	NA	NA	0.00058	NA

TABLE 43 (CONT'D)
HISTORICAL SUMMARY DATA - MONITORING WELL N-1 SHALLOW (4-INCH)
RIALTO GWTS PERCHLORATE AND VOC REMEDIATION

ANALYTE	UNITS	Aug 2009	Nov 2009	Feb 2010	May 2010	Aug 2010	Nov 2010	Feb 2011	May 2011	Aug 2011
GENERAL CHEMISTRY										
Alkalinity as CaCO3 (Total)	mg/L	NA	NA	NA	NA	NA	DRY	DRY	DRY	DRY
Bicarbonate	mg/L	NA	NA	NA	NA	NA	DRY	DRY	DRY	DRY
Chemical Oxygen Demand	mg/L	NA	NA	NA	NA	NA	DRY	DRY	DRY	DRY
Chloride	mg/L	NA	NA	NA	NA	NA	DRY	DRY	DRY	DRY
Nitrate as N	mg/L	NA	NA	NA	NA	NA	DRY	DRY	DRY	DRY
Perchlorate	µg/L	230	240	320	300	230	DRY	DRY	DRY	DRY
Sulfate	mg/L	NA	NA	NA	NA	NA	DRY	DRY	DRY	DRY
Total Dissolved Solids	mg/L	NA	NA	NA	NA	NA	DRY	DRY	DRY	DRY
FIELD PARAMETERS										
Dissolved Oxygen	mg/L	8.67	8.37	12.01	NS	7.04	DRY	DRY	DRY	DRY
pH	Units	7.06	7.74	7.89	NS	6.48	DRY	DRY	DRY	DRY
Specific Conductance	µmhos/cm	366	382	379	NS	387	DRY	DRY	DRY	DRY
Temperature	°C	21.97	18.49	15.56	NS	19.63	DRY	DRY	DRY	DRY
Turbidity	NTU	172	158	<0.1	NS	>900	DRY	DRY	DRY	DRY
METALS										
Calcium (Total)	mg/L	NA	NA	NA	NA	NA	DRY	DRY	DRY	DRY
Magnesium (Total)	mg/L	NA	NA	NA	NA	NA	DRY	DRY	DRY	DRY
Sodium (Total)	mg/L	NA	NA	NA	NA	NA	DRY	DRY	DRY	DRY
VOLATILE ORGANIC COMPOUNDS										
Bromoform	µg/L	0.24	0.23	0.23	0.23	0.27	DRY	DRY	DRY	DRY
Dibromochloromethane	µg/L	0.23	0.077	0.077	0.077	0.13	DRY	DRY	DRY	DRY
Tetrachloroethene	µg/L	0.28	0.13	0.13	0.13	0.13	DRY	DRY	DRY	DRY
Trichloroethene	µg/L	15	17	11	9.4	12	DRY	DRY	DRY	DRY
SEMI-VOLATILE ORGANIC COMPOUNDS (EPA 8270):										
bis(2-Ethylhexyl)phthalate	µg/L	NA	1.8	NA	NA	NA	DRY	DRY	DRY	DRY
N-Nitrosodimethylamine (NDMA)	µg/L	NA	0.00058	NA	NA	NA	DRY	DRY	DRY	DRY

TABLE 43 (CONT'D)
HISTORICAL SUMMARY DATA - MONITORING WELL N-1 SHALLOW (4-INCH)
RIALTO GWTS PERCHLORATE AND VOC REMEDIATION

ANALYTE	UNITS	Nov 2011	Jan 2012	Aug 2012	Aug 2013	Aug 2014	Feb 2015	May 2015
GENERAL CHEMISTRY								
Alkalinity as CaCO3 (Total)	mg/L	DRY	DRY	NA	NA	DRY	DRY	DRY
Bicarbonate	mg/L	DRY	DRY	NA	NA	DRY	DRY	DRY
Chemical Oxygen Demand	mg/L	DRY	DRY	NA	NA	DRY	DRY	DRY
Chloride	mg/L	DRY	DRY	NA	NA	DRY	DRY	DRY
Nitrate as N	mg/L	DRY	DRY	NA	NA	DRY	DRY	DRY
Perchlorate	µg/L	DRY	DRY	64	34	DRY	DRY	DRY
Sulfate	mg/L	DRY	DRY	NA	NA	DRY	DRY	DRY
Total Dissolved Solids	mg/L	DRY	DRY	NA	NA	DRY	DRY	DRY
FIELD PARAMETERS								
Dissolved Oxygen	mg/L	DRY	DRY	8.02	7.41	DRY	DRY	DRY
pH	Units	DRY	DRY	7.36	7.60	DRY	DRY	DRY
Specific Conductance	µmhos/cm	DRY	DRY	377	349	DRY	DRY	DRY
Temperature	°C	DRY	DRY	20.46	23.67	DRY	DRY	DRY
Turbidity	NTU	DRY	DRY	436	17.8	DRY	DRY	DRY
METALS								
Calcium (Total)	mg/L	DRY	DRY	NA	NA	DRY	DRY	DRY
Magnesium (Total)	mg/L	DRY	DRY	NA	NA	DRY	DRY	DRY
Sodium (Total)	mg/L	DRY	DRY	NA	NA	DRY	DRY	DRY
VOLATILE ORGANIC COMPOUNDS								
Bromoform	µg/L	DRY	DRY	0.27	0.27	DRY	DRY	DRY
Dibromochloromethane	µg/L	DRY	DRY	0.13	0.13	DRY	DRY	DRY
Tetrachloroethene	µg/L	DRY	DRY	0.13	0.13	DRY	DRY	DRY
Trichloroethene	µg/L	DRY	DRY	7.5	1.0	DRY	DRY	DRY
SEMI-VOLATILE ORGANIC COMPOUNDS (EPA 8270):								
bis(2-Ethylhexyl)phthalate	µg/L	DRY	DRY	NA	NA	DRY	DRY	DRY
N-Nitrosodimethylamine (NDMA)	µg/L	DRY	DRY	NA	NA	DRY	DRY	DRY

TABLE 43 (CONT'D)
HISTORICAL SUMMARY DATA - MONITORING WELL N-1 SHALLOW (4-INCH)
RIALTO GWTS PERCHLORATE AND VOC REMEDIATION

ANALYTE	UNITS	Jul 2015	MED.	AVG.	STD. DEV.	MIN.	MAX.
GENERAL CHEMISTRY							
Alkalinity as CaCO3 (Total)	mg/L	DRY	160	160	0.0	160	160
Bicarbonate	mg/L	DRY	190	190	0.0	190	190
Chemical Oxygen Demand	mg/L	DRY	40.0	40.0	34.6	10	70
Chloride	mg/L	DRY	4.50	5.54	1.80	4.1	7.5
Nitrate as N	mg/L	DRY	3.77	3.71	0.213	3.48	3.9
Perchlorate	µg/L	DRY	26.0	41.3	33.1	14	120
Sulfate	mg/L	DRY	9.65	9.65	0.173	9.5	9.8
Total Dissolved Solids	mg/L	DRY	228	233	10.4	224	244
FIELD PARAMETERS							
Dissolved Oxygen	mg/L	DRY	8.20	8.54	2.07	6.3	12.01
pH	Units	DRY	7.70	7.58	0.536	6.48	8.7
Specific Conductance	µmhos/cm	DRY	381	394	64.3	310	560
Temperature	°C	DRY	18.9	18.9	2.21	15.56	23.67
Turbidity	NTU	DRY	450	443	344	17.8	960
METALS							
Calcium (Total)	mg/L	DRY	55.0	54.6	1.52	53	56
Magnesium (Total)	mg/L	DRY	7.20	7.16	0.251	6.9	7.4
Sodium (Total)	mg/L	DRY	12.0	12.0	0.0	12	12
VOLATILE ORGANIC COMPOUNDS							
Bromoform	µg/L	DRY	NC	NC	NC	NC	NC
Dibromochloromethane	µg/L	DRY	NC	NC	NC	NC	NC
Tetrachloroethene	µg/L	DRY	NC	NC	NC	NC	NC
Trichloroethene	µg/L	DRY	0.500	5.67	8.23	0.092	24
SEMI-VOLATILE ORGANIC COMPOUNDS (EPA 8270):							
bis(2-Ethylhexyl)phthalate	µg/L	DRY	NC	NC	NC	NC	NC
N-Nitrosodimethylamine (NDMA)	µg/L	DRY	NC	NC	NC	NC	NC

TABLE 44
HISTORICAL SUMMARY DATA - MONITORING WELL N-1 DEEP (2-INCH)
RIALTO GWTS PERCHLORATE AND VOC REMEDIATION

ANALYTE	UNITS	Oct 2004	Nov 2004	Dec 2004	Aug 2007	Nov 2007	Jan 2008	May 2008	Jul 2008	Aug 2008
GENERAL CHEMISTRY										
Alkalinity as CaCO3 (Total)	mg/L	NA	DRY	DRY	NA	NA	NA	NA	NA	NA
Bicarbonate	mg/L	NA	DRY	DRY	NA	NA	NA	NA	NA	NA
Chemical Oxygen Demand	mg/L	NA	DRY	DRY	NA	NA	NA	NA	NA	NA
Chloride	mg/L	NA	DRY	DRY	NA	NA	NA	NA	NA	NA
Dissolved Hardness	mg/L	NA	DRY	DRY	NA	NA	NA	NA	NA	NA
Dissolved Oxygen	mg/L	NA	DRY	DRY	NA	NA	NA	NA	NA	NA
MBAS	mg/L	NA	DRY	DRY	NA	NA	NA	NA	NA	NA
Nitrate as N	mg/L	NA	DRY	DRY	NA	NA	NA	NA	NA	NA
Perchlorate	µg/L	**2.47**[6]	DRY	DRY	95[6]	41[6]	79[6]	9.9	9.4	7.5
Sulfate	mg/L	NA	DRY	DRY	NA	NA	NA	NA	NA	NA
Total Dissolved Solids	mg/L	NA	DRY	DRY	NA	NA	NA	NA	NA	NA
FIELD PARAMETERS										
Dissolved Oxygen	mg/L	NA	DRY	DRY	NA	13.4	NA	NA	NA	NA
pH	Units	NA	DRY	DRY	9.0	7.37	8.8	7.4	7.7	7.12
Specific Conductance	µmhos/cm	NA	DRY	DRY	270	390	340	280	386	365
Temperature	°C	NA	DRY	DRY	20.1	20.9	16.4	19.0	20.1	20.31
Turbidity	NTU	NA	DRY	DRY	89.8	44.9	64.1	70.5	45.6	37.6
METALS										
Barium	mg/L	NA	NA	NA	NA	NA	NA	NA	NA	NA
Calcium (Total)	mg/L	NA	NA	NA	NA	NA	NA	NA	NA	NA
Chromium	mg/L	NA	NA	NA	NA	NA	NA	NA	NA	NA
Magnesium (Total)	mg/L	NA	NA	NA	NA	NA	NA	NA	NA	NA
Molybdenum	mg/L	NA	NA	NA	NA	NA	NA	NA	NA	NA
Potassium	mg/L	NA	NA	NA	NA	NA	NA	NA	NA	NA
Sodium (Total)	mg/L	NA	NA	NA	NA	NA	NA	NA	NA	NA
VOLATILE ORGANIC COMPOUNDS										
Bromoform	µg/L	0.22	DRY	DRY	1.1[6]	0.22	0.24	0.31	0.24	0.24
Dibromochloromethane	µg/L	0.12	DRY	DRY	**0.39**[6]	0.12	0.23	0.23	0.23	0.23
Methyl t-butyl ether	µg/L	0.11	DRY	DRY	0.11	0.11	0.11	0.11	0.11	0.11
Methylene Chloride	µg/L	**9.8**[6]	DRY	DRY	**0.55**[6]	0.16	0.27	0.27	0.27	0.27
Trichloroethene	µg/L	1.2	DRY	DRY	20	13	44[6]	5.4	5.6	4.8
SEMI-VOLATILE ORGANIC COMPOUNDS (EPA 8270):										
ORGANOCHLORINE PESTICIDES (EPA 8081): NA										
CHLORINATED HERBICIDES (EPA 8151):										
NDMA (EPA: 8270-C-SIM):										

TABLE 44 (CONT'D)
HISTORICAL SUMMARY DATA - MONITORING WELL N-1 DEEP (2-INCH)
RIALTO GWTS PERCHLORATE AND VOC REMEDIATION

ANALYTE	UNITS	Nov 2008	Feb 2009	May 2009	Aug 2009	Nov 2009	Feb 2010	May 2010	Aug 2010	Nov 2010
GENERAL CHEMISTRY										
Alkalinity as CaCO3 (Total)	mg/L	NA	NA	NA	NA	NA	NA	NA	NA	NA
Bicarbonate	mg/L	NA	NA	NA	NA	NA	NA	NA	NA	NA
Chemical Oxygen Demand	mg/L	NA	NA	NA	NA	NA	NA	NA	NA	NA
Chloride	mg/L	NA	NA	NA	NA	NA	NA	NA	NA	NA
Dissolved Hardness	mg/L	NA	NA	NA	NA	NA	NA	NA	NA	NA
Dissolved Oxygen	mg/L	NA	NA	NA	NA	NA	NA	NA	NA	NA
MBAS	mg/L	NA	NA	NA	NA	NA	NA	NA	NA	NA
Nitrate as N	mg/L	NA	NA	NA	NA	NA	NA	NA	NA	NA
Perchlorate	µg/L	7.7	8.3	8.9	9.0	12	9.8	14	10	13
Sulfate	mg/L	NA	NA	NA	NA	NA	NA	NA	NA	NA
Total Dissolved Solids	mg/L	NA	NA	NA	NA	NA	NA	NA	NA	NA
FIELD PARAMETERS										
Dissolved Oxygen	mg/L	NA	NA	NA	8.87	9.62	11.24	6.42	6.90	5.83
pH	Units	7.21	7.60	6.97	7.56	6.59	7.48	7.61	6.48	7.52
Specific Conductance	µmhos/cm	312	353	430	354	414	372	390	373	375
Temperature	°C	17.98	18.01	22.66	23.75	17.76	16.00	22.14	19.75	18.33
Turbidity	NTU	28.3	128	74.7	525.0	5.6	<0.1	>900	32.6	67.8
METALS										
Barium	mg/L	NA	NA	NA	NA	NA	NA	NA	NA	NA
Calcium (Total)	mg/L	NA	NA	NA	NA	NA	NA	NA	NA	NA
Chromium	mg/L	NA	NA	NA	NA	NA	NA	NA	NA	NA
Magnesium (Total)	mg/L	NA	NA	NA	NA	NA	NA	NA	NA	NA
Molybdenum	mg/L	NA	NA	NA	NA	NA	NA	NA	NA	NA
Potassium	mg/L	NA	NA	NA	NA	NA	NA	NA	NA	NA
Sodium (Total)	mg/L	NA	NA	NA	NA	NA	NA	NA	NA	NA
VOLATILE ORGANIC COMPOUNDS										
Bromoform	µg/L	0.24	0.24	0.24	0.24	0.23	0.23	0.23	0.27	0.27
Dibromochloromethane	µg/L	0.23	0.23	0.23	0.23	0.077	0.077	0.077	0.13	0.13
Methyl t-butyl ether	µg/L	0.11	0.11	0.11	0.11	0.11	0.11	0.11	0.11	**0.11**
Methylene Chloride	µg/L	0.27	0.27	0.27	0.28	0.28	0.28	0.28	0.48	0.48
Trichloroethene	µg/L	5.8	6.0	6.6	8.2	10	7.8	7.3	9.2	8.6
SEMI-VOLATILE ORGANIC COMPOUNDS (EPA 8270):										
ORGANOCHLORINE PESTICIDES (EPA 8081): NA										
CHLORINATED HERBICIDES (EPA 8151):										
NDMA (EPA: 8270-C-SIM):										

TABLE 44 (CONT'D)
HISTORICAL SUMMARY DATA - MONITORING WELL N-1 DEEP (2-INCH)
RIALTO GWTS PERCHLORATE AND VOC REMEDIATION

ANALYTE	UNITS	Feb 2011	May 2011	Aug 2011	Nov 2011	Jan 2012	Aug 2012	Aug 2013	Aug 2014
GENERAL CHEMISTRY									
Alkalinity as CaCO3 (Total)	mg/L	NA	NA	NA	NA	NA	NA	NA	NA
Bicarbonate	mg/L	NA	NA	NA	NA	NA	NA	NA	NA
Chemical Oxygen Demand	mg/L	NA	NA	NA	NA	NA	NA	NA	NA
Chloride	mg/L	NA	NA	NA	NA	NA	NA	NA	NA
Dissolved Hardness	mg/L	NA	NA	NA	NA	NA	NA	NA	NA
Dissolved Oxygen	mg/L	NA	NA	NA	NA	NA	NA	NA	NA
MBAS	mg/L	NA	NA	NA	NA	NA	NA	NA	NA
Nitrate as N	mg/L	NA	NA	NA	NA	NA	NA	NA	NA
Perchlorate	µg/L	16	12	13	11	9.0	5.9	11	4.6
Sulfate	mg/L	NA	NA	NA	NA	NA	NA	NA	NA
Total Dissolved Solids	mg/L	NA	NA	NA	NA	NA	NA	NA	NA
FIELD PARAMETERS									
Dissolved Oxygen	mg/L	4.76	7.11	NS	8.12	11.84	7.92	5.78	5.81
pH	Units	7.76	6.42	NS	6.31	7.36	7.37	7.61	7.67
Specific Conductance	µmhos/cm	380	423	NS	461	394	392	347	330
Temperature	°C	18.18	17.32	NS	19.39	20.51	21.12	23.46	23.37
Turbidity	NTU	>800	583	NS	582	>800	141	75.7	264
METALS									
Barium	mg/L	NA	NA	NA	NA	NA	NA	NA	NA
Calcium (Total)	mg/L	NA	NA	NA	NA	NA	NA	NA	NA
Chromium	mg/L	NA	NA	NA	NA	NA	NA	NA	NA
Magnesium (Total)	mg/L	NA	NA	NA	NA	NA	NA	NA	NA
Molybdenum	mg/L	NA	NA	NA	NA	NA	NA	NA	NA
Potassium	mg/L	NA	NA	NA	NA	NA	NA	NA	NA
Sodium (Total)	mg/L	NA	NA	NA	NA	NA	NA	NA	NA
VOLATILE ORGANIC COMPOUNDS									
Bromoform	µg/L	0.27	0.27	0.27	0.27	0.27	0.27	0.27	0.27
Dibromochloromethane	µg/L	0.13	0.13	0.13	0.13	0.13	0.13	0.13	0.13
Methyl t-butyl ether	µg/L	0.11	**0.13**	0.11	**0.26**	**0.28**	0.11	**0.17**	0.11
Methylene Chloride	µg/L	0.48	0.48	0.48	0.48	0.48	0.48	0.48	0.48
Trichloroethene	µg/L	10	8.9	7.2	8.0	5.5	4.8	5.0	3.3
SEMI-VOLATILE ORGANIC COMPOUNDS (EPA 8270):									
ORGANOCHLORINE PESTICIDES (EPA 8081): NA									
CHLORINATED HERBICIDES (EPA 8151):									
NDMA (EPA: 8270-C-SIM):									

TABLE 44 (CONT'D)
HISTORICAL SUMMARY DATA - MONITORING WELL N-1 DEEP (2-INCH)
RIALTO GWTS PERCHLORATE AND VOC REMEDIATION

ANALYTE	UNITS	Feb 2015	Jul 2015	MED.	AVG.	STD. DEV.	MIN.	MAX.
GENERAL CHEMISTRY								
Alkalinity as CaCO3 (Total)	mg/L	170	NA	170	170	0.0	170	170
Bicarbonate	mg/L	NA	NA	NC	NC	NC	NC	NC
Chemical Oxygen Demand	mg/L	NA	NA	NC	NC	NC	NC	NC
Chloride	mg/L	6.8	NA	6.80	6.80	0.0	6.8	6.8
Dissolved Hardness	mg/L	150	NA	150	150	0.0	150	150
Dissolved Oxygen	mg/L	NA	NA	NC	NC	NC	NC	NC
MBAS	mg/L	**0.018**	NA	NC	NC	NC	**0.018**	**0.018**
Nitrate as N	mg/L	4.6	NA	4.60	4.60	0.0	4.6	4.6
Perchlorate	µg/L	15	6.6	9.85	10.1	3.45	**2.47**	16
Sulfate	mg/L	22	NA	22.0	22.0	0.0	22	22
Total Dissolved Solids	mg/L	270	NA	270	270	0.0	270	270
FIELD PARAMETERS								
Dissolved Oxygen	mg/L	6.47	6.91	7.01	8.06	2.77	4.76	13.4
pH	Units	7.48	7.68	7.48	7.44	0.714	6.31	9.0
Specific Conductance	µmhos/cm	852	403	378	404	140	270	852
Temperature	°C	21.22	22.51	20.1	20.0	2.42	16.00	23.75
Turbidity	NTU	OR	52.5	70.5	167	207	5.6	583
METALS								
Barium	mg/L	0.020	NA	0.0200	0.0200	0.0	0.020	0.020
Calcium (Total)	mg/L	49	NA	49.0	49.0	0.0	49	49
Chromium	mg/L	**0.0020**	NA	NC	NC	NC	**0.0020**	**0.0020**
Magnesium (Total)	mg/L	6.5	NA	6.50	6.50	0.0	6.5	6.5
Molybdenum	mg/L	**0.0021**	NA	NC	NC	NC	**0.0021**	**0.0021**
Potassium	mg/L	2.7	NA	2.70	2.70	000	2.7	2.7
Sodium (Total)	mg/L	8.7	NA	8.70	8.70	0.0	8.7	8.7
VOLATILE ORGANIC COMPOUNDS								
Bromoform	µg/L	0.27	0.27	NC	NC	NC	NC	NC
Dibromochloromethane	µg/L	0.13	0.13	NC	NC	NC	NC	NC
Methyl t-butyl ether	µg/L	**0.14**	0.11	NC	NC	NC	0.11	**0.28**
Methylene Chloride	µg/L	0.48	0.48	NC	NC	NC	NC	NC
Trichloroethene	µg/L	2.7	2.6	6.60	7.36	4.58	1.2	20
SEMI-VOLATILE ORGANIC COMPOUNDS (EPA 8270): ND								
ORGANOCHLORINE PESTICIDES (EPA 8081): ND								
CHLORINATED HERBICIDES (EPA 8151): ND								
NDMA (EPA: 8270-C-SIM): ND								

TABLE 45
HISTORICAL SUMMARY DATA - MONITORING WELL N-2 SHALLOW (4-INCH)
RIALTO GWTS PERCHLORATE AND VOC REMEDIATION

ANALYTE	UNITS	Sep 2002	Nov 2002	Jan 2003	Apr 2003	Jul 2003	Aug 2004	Sep 2004	Oct 2004	Nov 2004
GENERAL CHEMISTRY										
Alkalinity as CaCO3 (Total)	mg/L	NA	NA	NA	170	NA	DRY	DRY	DRY	DRY
Bicarbonate	mg/L	NA	NA	NA	200	NA	DRY	DRY	DRY	DRY
Chemical Oxygen Demand	mg/L	NA	NA	NA	290	NA	DRY	DRY	DRY	DRY
Chloride	mg/L	NA	NA	NA	3.0	NA	DRY	DRY	DRY	DRY
Dissolved Oxygen	mg/L	NA	NA	NA	9.4	NA	DRY	DRY	DRY	DRY
Nitrate as N	mg/L	NA	NA	NA	5.1	NA	DRY	DRY	DRY	DRY
Perchlorate	µg/L	0.65	0.40	1.1	0.30	0.30	DRY	DRY	DRY	DRY
Sulfate	mg/L	NA	NA	NA	18	NA	DRY	DRY	DRY	DRY
Total Dissolved Solids	mg/L	NA	NA	NA	252	NA	DRY	DRY	DRY	DRY
FIELD PARAMETERS										
Dissolved Oxygen	mg/L	NA	NA	NA	9.4	NA	DRY	DRY	DRY	DRY
pH	Units	NA	NA	NA	7.8	NA	DRY	DRY	DRY	DRY
Specific Conductance	µmhos/cm	NA	NA	NA	520	NA	DRY	DRY	DRY	DRY
Temperature	°C	NA	NA	NA	17	NA	DRY	DRY	DRY	DRY
Turbidity	NTU	NA	NA	NA	>900	NA	DRY	DRY	DRY	DRY
VOLATILE ORGANIC COMPOUNDS										
Acetone	µg/L	1.5	1.2	NA	**6.9**[(6)]	6.9	DRY	DRY	DRY	DRY
Bromoform	µg/L	0.13	0.13	0.13	0.13	0.18	DRY	DRY	DRY	DRY
Dibromochloromethane	µg/L	0.28	0.37	0.098	0.12	0.14	DRY	DRY	DRY	DRY
Methyl t-butyl ether	µg/L	0.11	0.11	0.11	0.11	0.11	DRY	DRY	DRY	DRY
Tetrachloroethene	µg/L	0.21	0.17	0.16	0.049	0.17	DRY	DRY	DRY	DRY
Trichloroethene	µg/L	0.25	0.50	0.15	0.092	0.15	DRY	DRY	DRY	DRY

TABLE 45 (CONT'D)
HISTORICAL SUMMARY DATA - MONITORING WELL N-2 SHALLOW (4-INCH)
RIALTO GWTS PERCHLORATE AND VOC REMEDIATION

ANALYTE	UNITS	Aug 2007	Sep 2007	Nov 2007	Jan 2008	May 2008	Jul 2008	Aug 2008	Nov 2008	Feb 2009
GENERAL CHEMISTRY										
Alkalinity as CaCO3 (Total)	mg/L	NA	NA	NA	NA	NA	NA	NA	NA	NA
Bicarbonate	mg/L	NA	NA	NA	NA	NA	NA	NA	NA	NA
Chemical Oxygen Demand	mg/L	NA	NA	NA	NA	NA	NA	NA	NA	NA
Chloride	mg/L	NA	NA	NA	NA	NA	NA	NA	NA	NA
Dissolved Oxygen	mg/L	NA	NA	NA	NA	NA	NA	NA	NA	NA
Nitrate as N	mg/L	NA	NA	NA	NA	NA	NA	NA	NA	NA
Perchlorate	µg/L	76	180	81	75	25	25	7.0	**0.62**	**0.88**
Sulfate	mg/L	NA	NA	NA	NA	NA	NA	NA	NA	NA
Total Dissolved Solids	mg/L	NA	NA	NA	NA	NA	NA	NA	NA	NA
FIELD PARAMETERS										
Dissolved Oxygen	mg/L	NA	NA	NA	NA	NA	NA	NA	NA	NA
pH	Units	7.5	7.2	7.5	7.5	7.4	7.46	7.89	7.83	7.4
Specific Conductance	µmhos/cm	280	280	240	240	255	382	376	398	440
Temperature	°C	19.1	18.6	17.1	16.4	18.1	18.66	18.93	17.26	18.6
Turbidity	NTU	529	657	725.3	726.4	421	636	523	699	392.0
VOLATILE ORGANIC COMPOUNDS										
Acetone	µg/L	6.2	6.2	6.2	7.4	7.4	7.4	7.4	7.4	7.4
Bromoform	µg/L	0.55[(6)]	0.22	0.22	0.24	0.31	0.24	0.24	0.24	0.24
Dibromochloromethane	µg/L	**0.12**	0.12	0.12	0.23	0.23	0.23	0.23	0.23	0.23
Methyl t-butyl ether	µg/L	0.11	0.11	0.11	0.11	0.11	0.11	0.11	0.11	0.11
Tetrachloroethene	µg/L	0.11	0.11	0.11	0.28	0.28	0.28	0.28	0.28	0.28
Trichloroethene	µg/L	0.19	0.19	0.19	0.19	0.19	0.16	0.16	0.16	0.16

TABLE 45 (CONT'D)
HISTORICAL SUMMARY DATA - MONITORING WELL N-2 SHALLOW (4-INCH)
RIALTO GWTS PERCHLORATE AND VOC REMEDIATION

ANALYTE	UNITS	May 2009	Aug 2009	Nov 2009	Feb 2010	May 2010	Aug 2010	Nov 2010	Feb 2011	May 2011
GENERAL CHEMISTRY										
Alkalinity as CaCO3 (Total)	mg/L	NA	NA	NA	NA	NA	NA	DRY	DRY	DRY
Bicarbonate	mg/L	NA	NA	NA	NA	NA	NA	DRY	DRY	DRY
Chemical Oxygen Demand	mg/L	NA	NA	NA	NA	NA	NA	DRY	DRY	DRY
Chloride	mg/L	NA	NA	NA	NA	NA	NA	DRY	DRY	DRY
Dissolved Oxygen	mg/L	NA	NA	NA	NA	NA	NA	DRY	DRY	DRY
Nitrate as N	mg/L	NA	NA	NA	NA	NA	NA	DRY	DRY	DRY
Perchlorate	µg/L	**0.67**	**1.7**	0.35	**1.4**	0.35	**2.0**	DRY	DRY	DRY
Sulfate	mg/L	NA	NA	NA	NA	NA	NA	DRY	DRY	DRY
Total Dissolved Solids	mg/L	NA	NA	NA	NA	NA	NA	DRY	DRY	DRY
FIELD PARAMETERS										
Dissolved Oxygen	mg/L	NA	NA	NA	NA	6.67	7.92	DRY	DRY	DRY
pH	Units	7.4	7.42	NA	NA	6.96	6.67	DRY	DRY	DRY
Specific Conductance	µmhos/cm	364	396	NA	NA	421	416	DRY	DRY	DRY
Temperature	°C	19.5	20.25	NA	NA	19.53	24.34	DRY	DRY	DRY
Turbidity	NTU	532.0	127	NA	NA	<5	800	DRY	DRY	DRY
VOLATILE ORGANIC COMPOUNDS										
Acetone	µg/L	7.4	7.4	4.6	4.6	4.6	4.6	DRY	DRY	DRY
Bromoform	µg/L	0.24	0.24	0.23	0.23	0.23	0.27	DRY	DRY	DRY
Dibromochloromethane	µg/L	0.23	0.23	0.077	0.077	0.077	0.13	DRY	DRY	DRY
Methyl t-butyl ether	µg/L	0.11	0.11	0.11	**0.11**	0.11	0.11	DRY	DRY	DRY
Tetrachloroethene	µg/L	0.28	0.28	0.13	0.13	0.13	0.13	DRY	DRY	DRY
Trichloroethene	µg/L	0.16	0.13	0.13	0.13	0.13	0.09	DRY	DRY	DRY

TABLE 45 (CONT'D)
HISTORICAL SUMMARY DATA - MONITORING WELL N-2 SHALLOW (4-INCH)
RIALTO GWTS PERCHLORATE AND VOC REMEDIATION

ANALYTE	UNITS	Aug 2011	Nov 2011	Dec (A) 12/16/11	Dec (B) 12/16/11	Feb 2012	Aug 2012	Aug 2013	Aug 2014
GENERAL CHEMISTRY									
Alkalinity as CaCO3 (Total)	mg/L	DRY	NA	NA	NA	NA	NA	NA	DRY
Bicarbonate	mg/L	DRY	NA	NA	NA	NA	NA	NA	DRY
Chemical Oxygen Demand	mg/L	DRY	NA	NA	NA	NA	NA	NA	DRY
Chloride	mg/L	DRY	NA	NA	NA	NA	NA	NA	DRY
Dissolved Oxygen	mg/L	DRY	NA	NA	NA	NA	NA	NA	DRY
Nitrate as N	mg/L	DRY	NA	NA	NA	NA	NA	NA	DRY
Perchlorate	µg/L	DRY	160	140	150	46	30	10	DRY
Sulfate	mg/L	DRY	NA	NA	NA	NA	NA	NA	DRY
Total Dissolved Solids	mg/L	DRY	NA	NA	NA	NA	NA	NA	DRY
FIELD PARAMETERS									
Dissolved Oxygen	mg/L	DRY	NS	8.34	NA	9.81	6.38	6.26	DRY
pH	Units	DRY	NS	6.91	NA	7.51	7.04	7.49	DRY
Specific Conductance	µmhos/cm	DRY	NS	404	NA	423	441	349	DRY
Temperature	°C	DRY	NS	16.08	NA	19.53	23.49	22.81	DRY
Turbidity	NTU	DRY	NS	67	NA	48.8	7.4	<5	DRY
VOLATILE ORGANIC COMPOUNDS									
Acetone	µg/L	DRY	4.6	NA	NA	4.6	4.6	4.6	DRY
Bromoform	µg/L	DRY	0.27	NA	NA	0.27	0.27	0.27	DRY
Dibromochloromethane	µg/L	DRY	0.13	NA	NA	0.13	0.13	0.13	DRY
Methyl t-butyl ether	µg/L	DRY	0.11	NA	NA	0.11	0.11	0.11	DRY
Tetrachloroethene	µg/L	DRY	0.13	NA	NA	0.13	**0.15**	**0.15**	DRY
Trichloroethene	µg/L	DRY	0.085	NA	NA	0.085	0.085	0.085	DRY

TABLE 45 (CONT'D)
HISTORICAL SUMMARY DATA - MONITORING WELL N-2 SHALLOW (4-INCH)
RIALTO GWTS PERCHLORATE AND VOC REMEDIATION

ANALYTE	UNITS	Feb 2015	May 2015	Jul 2015	MED.	AVG.	STD. DEV.	MIN.	MAX.
GENERAL CHEMISTRY									
Alkalinity as CaCO3 (Total)	mg/L	DRY	DRY	DRY	170	170	0.0	170	170
Bicarbonate	mg/L	DRY	DRY	DRY	200	200	0.0	200	200
Chemical Oxygen Demand	mg/L	DRY	DRY	DRY	290	290	0.0	290	290
Chloride	mg/L	DRY	DRY	DRY	3.00	3.00	0.0	3.0	3.0
Dissolved Oxygen	mg/L	DRY	DRY	DRY	9.40	9.40	0.0	9.4	9.4
Nitrate as N	mg/L	DRY	DRY	DRY	5.10	5.10	0.0	5.1	5.1
Perchlorate	µg/L	DRY	DRY	DRY	1.10	15.0	35.6	0.30	160
Sulfate	mg/L	DRY	DRY	DRY	18.0	18.0	0.0	18	18
Total Dissolved Solids	mg/L	DRY	DRY	DRY	252	252	0.0	252	252
FIELD PARAMETERS									
Dissolved Oxygen	mg/L	DRY	DRY	DRY	7.92	7.89	1.52	6.26	9.81
pH	Units	DRY	DRY	DRY	7.44	7.37	0.365	6.67	7.89
Specific Conductance	µmhos/cm	DRY	DRY	DRY	389	369	87.6	240	520
Temperature	°C	DRY	DRY	DRY	18.8	19.3	2.60	16.08	24.34
Turbidity	NTU	DRY	DRY	DRY	529	453	292	7.4	800
VOLATILE ORGANIC COMPOUNDS									
Acetone	µg/L	DRY	DRY	DRY	NC	NC	NC	1.2	NC
Bromoform	µg/L	DRY	DRY	DRY	NC	NC	NC	0.13	NC
Dibromochloromethane	µg/L	DRY	DRY	DRY	NC	NC	NC	0.077	**0.12**
Methyl t-butyl ether	µg/L	DRY	DRY	DRY	NC	NC	NC	**0.11**	**0.11**
Tetrachloroethene	µg/L	DRY	DRY	DRY	NC	NC	NC	0.049	**0.15**
Trichloroethene	µg/L	DRY	DRY	DRY	NC	NC	NC	0.09	NC

TABLE 46
HISTORICAL SUMMARY DATA - MONITORING WELL N-2 DEEP (2-INCH)
RIALTO GWTS PERCHLORATE AND VOC REMEDIATION

ANALYTE	UNITS	Oct 2004	Nov 2004	Dec 2004	Jan 2005	Feb 2005	Aug 2007	Sep 2007	Nov 2007	Jan 2008
GENERAL CHEMISTRY										
Alkalinity as CaCO3 (Total)	mg/L	NA	NA	NA	NA	NA	NA	NA	NA	NA
Chloride	mg/L	NA	NA	NA	NA	NA	NA	NA	NA	NA
Dissolved Hardness	mg/L	NA	NA	NA	NA	NA	NA	NA	NA	NA
MBAS	mg/L	NA	NA	NA	NA	NA	NA	NA	NA	NA
Nitrate as N	mg/L	NA	NA	NA	NA	NA	NA	NA	NA	NA
Perchlorate	µg/L	0.11	0.11	0.11	0.11	0.11	0.46	0.46	0.46	0.30
Sulfate	mg/L	NA	NA	NA	NA	NA	NA	NA	NA	NA
Total Dissolved Solids	mg/L	NA	NA	NA	NA	NA	NA	NA	NA	NA
FIELD PARAMETERS										
Dissolved Oxygen	mg/L	NA	NA	NA	NA	NA	NA	NA	NA	NA
pH	Units	9.3	9.4	9.3	NA	8.9	6.8	8.0	8.3	8.2
Specific Conductance	µmhos/cm	NA	320	NA	NA	360	270	280	230	240
Temperature	°C	NA	18.3	NA	NA	17	21.1	19.4	18.9	16.9
Turbidity	NTU	NA	29	NA	NA	<5	48.7	30.5	13.2	12.3
METALS										
Barium	mg/L	NA	NA	NA	NA	NA	NA	NA	NA	NA
Calcium (Total)	mg/L	NA	NA	NA	NA	NA	NA	NA	NA	NA
Magnesium (Total)	mg/L	NA	NA	NA	NA	NA	NA	NA	NA	NA
Molybdenum	mg/L	NA	NA	NA	NA	NA	NA	NA	NA	NA
Potassium	mg/L	NA	NA	NA	NA	NA	NA	NA	NA	NA
Sodium (Total)	mg/L	NA	NA	NA	NA	NA	NA	NA	NA	NA
VOLATILE ORGANIC COMPOUNDS:										
Methyl t-butyl ether (MTBE)	µg/L	0.15	0.15	0.15	0.15	0.15	0.15	0.15	0.15	0.15
SEMI-VOLATILE ORGANIC COMPOUNDS (EPA 8270): NA										
ORGANOCHLORINE PESTICIDES (EPA 8081): NA										
CHLORINATED HERBICIDES (EPA 8151):										
NDMA (EPA: 8270-C-SIM):										

TABLE 46 (CONT'D)
HISTORICAL SUMMARY DATA - MONITORING WELL N-2 DEEP (2-INCH)
RIALTO GWTS PERCHLORATE AND VOC REMEDIATION

ANALYTE	UNITS	May 2008	Jul 2008	Aug 2008	Nov 2008	Feb 2009	May 2009	Aug 2009	Nov 2009	Feb 2010
GENERAL CHEMISTRY										
Alkalinity as CaCO3 (Total)	mg/L	NA	NA	NA	NA	NA	NA	NA	NA	NA
Chloride	mg/L	NA	NA	NA	NA	NA	NA	NA	NA	NA
Dissolved Hardness	mg/L	NA	NA	NA	NA	NA	NA	NA	NA	NA
MBAS	mg/L	NA	NA	NA	NA	NA	NA	NA	NA	NA
Nitrate as N	mg/L	NA	NA	NA	NA	NA	NA	NA	NA	NA
Perchlorate	µg/L	0.30	0.30	0.30	0.30	0.82	0.35	0.35	0.35	0.35
Sulfate	mg/L	NA	NA	NA	NA	NA	NA	NA	NA	NA
Total Dissolved Solids	mg/L	NA	NA	NA	NA	NA	NA	NA	NA	NA
FIELD PARAMETERS										
Dissolved Oxygen	mg/L	NA	NA	NA	NA	NA	NA	NA	5.08	6.04
pH	Units	7.6	7.22	7.94	7.79	7.3	7.2	7.17	7.63	7.28
Specific Conductance	µmhos/cm	266	456	364	328	395	424	397	372	398
Temperature	°C	18.1	20.7	22.36	17.56	19.5	21.4	21.89	20.8	17.52
Turbidity	NTU	53.1	14.6	64.6	28.2	30.0	227.8	9.5	28.1	36.5
METALS										
Barium	mg/L	NA	NA	NA	NA	NA	NA	NA	NA	NA
Calcium (Total)	mg/L	NA	NA	NA	NA	NA	NA	NA	NA	NA
Magnesium (Total)	mg/L	NA	NA	NA	NA	NA	NA	NA	NA	NA
Molybdenum	mg/L	NA	NA	NA	NA	NA	NA	NA	NA	NA
Potassium	mg/L	NA	NA	NA	NA	NA	NA	NA	NA	NA
Sodium (Total)	mg/L	NA	NA	NA	NA	NA	NA	NA	NA	NA
VOLATILE ORGANIC COMPOUNDS: ND										
Methyl t-butyl ether (MTBE)	µg/L	0.15	0.15	0.15	0.15	0.15	0.15	0.15	0.15	0.15
SEMI-VOLATILE ORGANIC COMPOUNDS (EPA 8270): NA										
ORGANOCHLORINE PESTICIDES (EPA 8081): NA										
CHLORINATED HERBICIDES (EPA 8151):										
NDMA (EPA: 8270-C-SIM):										

TABLE 46 (CONT'D)
HISTORICAL SUMMARY DATA - MONITORING WELL N-2 DEEP (2-INCH)
RIALTO GWTS PERCHLORATE AND VOC REMEDIATION

ANALYTE	UNITS	May 2010	Aug 2010	Nov 2010	Feb 2011	May 2011	Aug 2011	Nov 2011	Feb 2012	Aug 2012
GENERAL CHEMISTRY										
Alkalinity as CaCO3 (Total)	mg/L	NA	NA	NA	NA	NA	NA	NA	NA	NA
Chloride	mg/L	NA	NA	NA	NA	NA	NA	NA	NA	NA
Dissolved Hardness	mg/L	NA	NA	NA	NA	NA	NA	NA	NA	NA
MBAS	mg/L	NA	NA	NA	NA	NA	NA	NA	NA	NA
Nitrate as N	mg/L	NA	NA	NA	NA	NA	NA	NA	NA	NA
Perchlorate	µg/L	0.35	0.35	0.61	0.61	0.61	0.61	0.27	0.20	0.81
Sulfate	mg/L	NA	NA	NA	NA	NA	NA	NA	NA	NA
Total Dissolved Solids	mg/L	NA	NA	NA	NA	NA	NA	NA	NA	NA
FIELD PARAMETERS										
Dissolved Oxygen	mg/L	5.10	6.22	5.40	5.50	6.69	5.33	11.14	11.47	6.24
pH	Units	7.62	6.69	7.22	7.80	6.20	7.45	7.68	7.64	7.18
Specific Conductance	µmhos/cm	384	368	369	387	488	403	411	412	404
Temperature	°C	21.04	24.15	18.67	16.82	18.81	27.28	20.63	17.88	24.68
Turbidity	NTU	15.0	15.6	<5	5.0	21.1	24.8	14.3	145	7.3
METALS										
Barium	mg/L	NA	NA	NA	NA	NA	NA	NA	NA	NA
Calcium (Total)	mg/L	NA	NA	NA	NA	NA	NA	NA	NA	NA
Magnesium (Total)	mg/L	NA	NA	NA	NA	NA	NA	NA	NA	NA
Molybdenum	mg/L	NA	NA	NA	NA	NA	NA	NA	NA	NA
Potassium	mg/L	NA	NA	NA	NA	NA	NA	NA	NA	NA
Sodium (Total)	mg/L	NA	NA	NA	NA	NA	NA	NA	NA	NA
VOLATILE ORGANIC COMPOUNDS: ND										
Methyl t-butyl ether (MTBE)	µg/L	0.11	0.11	0.11	0.11	0.11	0.11	**0.18**	**0.18**	0.11
SEMI-VOLATILE ORGANIC COMPOUNDS (EPA 8270): NA										
ORGANOCHLORINE PESTICIDES (EPA 8081): NA										
CHLORINATED HERBICIDES (EPA 8151):										
NDMA (EPA: 8270-C-SIM):										

TABLE 46 (CONT'D)
HISTORICAL SUMMARY DATA - MONITORING WELL N-2 DEEP (2-INCH)
RIALTO GWTS PERCHLORATE AND VOC REMEDIATION

ANALYTE	UNITS	Aug 2013	Aug 2014	Feb 2015	Jul 2015	MED.	AVG.	STD. DEV.	MIN.	MAX.
GENERAL CHEMISTRY										
Alkalinity as CaCO3 (Total)	mg/L	NA	NA	160	NA	NC	NC	NC	160	160
Chloride	mg/L	NA	NA	5.9	NA	NC	NC	NC	5.9	5.9
Dissolved Hardness	mg/L	NA	NA	150	NA	NC	NC	NC	150	150
MBAS	mg/L	NA	NA	0.49	NA	NC	NC	NC	0.49	0.49
Nitrate as N	mg/L	NA	NA	4.1	NA	NC	NC	NC	4.1	4.1
Perchlorate	µg/L	0.81	0.45	1.3	1.3	NC	NC	NC	NC	NC
Sulfate	mg/L	NA	NA	22	NA	NC	NC	NC	22	22
Total Dissolved Solids	mg/L	NA	NA	280	NA	NC	NC	NC	280	280
FIELD PARAMETERS										
Dissolved Oxygen	mg/L	7.51	3.96	5.35	5.92	5.92	6.46	2.13	3.96	11.47
pH	Units	7.74	7.58	7.51	7.41	7.61	7.70	0.746	6.20	9.4
Specific Conductance	µmhos/cm	381	335	734	400	383	378	93.4	230	734
Temperature	°C	23.61	22.99	20.98	23.46	20.7	20.4	2.68	16.82	27.28
Turbidity	NTU	19.3	12.6	89.9	16.2	23.0	38.9	48.9	5.0	227.8
METALS										
Barium	mg/L	NA	NA	0.023	NA	NC	NC	NC	0.023	0.023
Calcium (Total)	mg/L	NA	NA	49	NA	NC	NC	NC	49	49
Magnesium (Total)	mg/L	NA	NA	7.4	NA	NC	NC	NC	7.4	7.4
Molybdenum	mg/L	NA	NA	**0.0020**	NA	NC	NC	NC	**0.0020**	**0.0020**
Potassium	mg/L	NA	NA	2.8	NA	NC	NC	NC	2.8	2.8
Sodium (Total)	mg/L	NA	NA	9.3	NA	NC	NC	NC	9.3	9.3
VOLATILE ORGANIC COMPOUNDS:										
Methyl t-butyl ether (MTBE)	µg/L	**0.15**	0.11	0.11	0.11	NC	NC	NC	0.11	**0.18**
SEMI-VOLATILE ORGANIC COMPOUNDS (EPA 8270): ND										
ORGANOCHLORINE PESTICIDES (EPA 8081): ND										
CHLORINATED HERBICIDES (EPA 8151): ND										
NDMA (EPA: 8270-C-SIM): ND										

TABLE 47
HISTORICAL SUMMARY DATA - MONITORING WELL N-3 SHALLOW (4-INCH)
RIALTO GWTS PERCHLORATE AND VOC REMEDIATION

ANALYTE	UNITS	Oct 2002	RETEST 10/9/02	Nov 2002	Dec 2002	Jan 2003	Feb 2003	Mar 2003	Apr 2003	May 2003
GENERAL CHEMISTRY										
Alkalinity as CaCO3 (Total)	mg/L	NA	NA	NA	NA	NA	NA	170	170	170
Bicarbonate	mg/L	NA	NA	NA	NA	NA	NA	200	210	210
Chemical Oxygen Demand	mg/L	NA	NA	NA	NA	NA	NA	4.8	2.0	41
Chloride	mg/L	NA	NA	NA	NA	NA	NA	4.5	4.3	4.4
Dissolved Hardness	mg/L	NA	NA	NA	NA	NA	NA	NA	NA	NA
Nitrate as N	mg/L	NA	NA	NA	NA	NA	NA	6.40	6.3	6.27
Perchlorate	µg/L	1,000	1,000	750	580	440	430	270	190	160
Sulfate	mg/L	NA	NA	NA	NA	NA	NA	11	11	11
Total Dissolved Solids	mg/L	NA	NA	NA	NA	NA	NA	246	252	266
FIELD PARAMETERS										
Dissolved Oxygen	mg/L	NA	NA	NA	NA	NA	7.1	7.3	10	8.2
pH	Units	NA	NA	NA	7.5	NA	7.5	7.1	7.0	6.9
Specific Conductance	µmhos/cm	NA	NA	NA	530	NA	430	420	420	400
Temperature	°C	NA	NA	NA	15	NA	19.5	20.3	19.1	19.7
Turbidity	NTU	NA	NA	NA	150	NA	<5	<5	<5	<5
METALS										
Barium (Dissolved)	mg/L	NA	NA	NA	NA	NA	NA	NA	NA	NA
Calcium (Total)	mg/L	NA	NA	NA	NA	NA	NA	59	61	62
Chromium (Dissolved)	mg/L	NA	NA	NA	NA	NA	NA	NA	NA	NA
Magnesium (Total)	mg/L	NA	NA	NA	NA	NA	NA	9.3	9	9
Molybdenum (Dissolved)	mg/L	NA	NA	NA	NA	NA	NA	NA	NA	NA
Potassium	mg/L	NA	NA	NA	NA	NA	NA	NA	NA	NA
Sodium (Total)	mg/L	NA	NA	NA	NA	NA	NA	13	11	11
VOLATILE ORGANIC COMPOUNDS										
1,1-Dichloroethane	µg/L	0.20	**0.26**	0.098	0.098	0.099	0.18	**0.11**	**0.08**	0.061
1,1-Dichloroethene	µg/L	4.00	3.8	2.7	2.4	2.0	1.3	1.3	0.95	1.0
1,1,1-Trichloroethane	µg/L	2.7	2.5	1.7	1.4	1.2	0.69	0.72	0.56	**0.44**
1,2-Dichloropropane	µg/L	0.20	0.6[(6)]	0.50	0.50	0.062	**0.20**	**0.17**	0.13	0.13
Acetone	µg/L	1.5	**4.9**	1.2	1.2	1.5	6.9	2.8	**5.5**	NA
Bromoform	µg/L	0.13	0.13	0.13	0.13	0.13	0.18	0.16	0.13	0.13
Chloroform	µg/L	2.1	1.9	1.4	1.4	1.4	1.1	1.1	1.2	1.2
Dibromochloromethane	µg/L	0.28	0.28	0.37	0.37	0.098	0.14	0.15	0.12	0.12
Dichlorodifluoromethane	µg/L	0.36	0.36	0.18	0.18	0.20	0.19	0.13	**0.11**	**0.12**
Methylene chloride	µg/L	0.27	0.27	0.27	0.27	0.27	0.27	0.27	0.27	0.27
Methyl t-butyl ether (MTBE)	µg/L	0.11	0.11	0.11	0.11	0.11	0.11	0.11	0.11	0.11
Tetrachloroethene	µg/L	4.9	4.8	3.8	4.0	0.63	0.76	0.91	0.83	0.83
Toluene	µg/L	0.27	**0.30**	0.22	0.22	0.085	0.18	0.033	0.042	0.042
Total Trihalomethanes	µg/L	NA	NA	NA	NA	NA	NA	NA	NA	NA
Trichloroethene	µg/L	120	100	110	120	78	44	73	57	52
Trichlorofluoromethane	µg/L	0.54	0.54	0.16	0.16	0.18	0.21	0.13	**0.070**	0.050
SEMI-VOLATILE ORGANIC COMPOUNDS (EPA 8270):										
N-Nitrosodimethylamine (NDMA)	µg/L	NA	0.038	NA	NA	NA	NA	0.26	0.25	0.26

TABLE 47 (CONT'D)
HISTORICAL SUMMARY DATA - MONITORING WELL N-3 SHALLOW (4-INCH)
RIALTO GWTS PERCHLORATE AND VOC REMEDIATION

ANALYTE	UNITS	Jun 2003	Jul 2003	Aug 2003	Sep 2003	Oct 2003	May 2004	Jun 2004	Jul 2004	Aug 2004
GENERAL CHEMISTRY										
Alkalinity as CaCO3 (Total)	mg/L	NA	NA	NA	NA	NA	NA	NA	NA	NA
Bicarbonate	mg/L	NA	NA	NA	NA	NA	NA	NA	NA	NA
Chemical Oxygen Demand	mg/L	NA	NA	NA	NA	NA	NA	NA	NA	NA
Chloride	mg/L	NA	NA	NA	NA	NA	NA	NA	NA	NA
Dissolved Hardness	mg/L	NA	NA	NA	NA	NA	NA	NA	NA	NA
Nitrate as N	mg/L	NA	NA	NA	NA	NA	NA	NA	NA	NA
Perchlorate	µg/L	120	100	89	88	88	63	60	69	44
Sulfate	mg/L	NA	NA	NA	NA	NA	NA	NA	NA	NA
Total Dissolved Solids	mg/L	NA	NA	NA	NA	NA	NA	NA	NA	NA
FIELD PARAMETERS										
Dissolved Oxygen	mg/L	3.0	NA	NA	NA	NA	NA	NA	NA	NA
pH	Units	7.5	NA	NA	NA	NA	NA	NA	NA	NA
Specific Conductance	µmhos/cm	480	NA	NA	NA	NA	NA	NA	NA	NA
Temperature	°C	21	NA	NA	NA	NA	NA	NA	NA	NA
Turbidity	NTU	<5	NA	NA	NA	NA	NA	NA	NA	NA
METALS										
Barium (Dissolved)	mg/L	NA	NA	NA	NA	NA	NA	NA	NA	NA
Calcium (Total)	mg/L	NA	NA	NA	NA	NA	NA	NA	NA	NA
Chromium (Dissolved)	mg/L	NA	NA	NA	NA	NA	NA	NA	NA	NA
Magnesium (Total)	mg/L	NA	NA	NA	NA	NA	NA	NA	NA	NA
Molybdenum (Dissolved)	mg/L	NA	NA	NA	NA	NA	NA	NA	NA	NA
Potassium	mg/L	NA	NA	NA	NA	NA	NA	NA	NA	NA
Sodium (Total)	mg/L	NA	NA	NA	NA	NA	NA	NA	NA	NA
VOLATILE ORGANIC COMPOUNDS										
1,1-Dichloroethane	µg/L	0.061	0.18	0.061	0.061	0.061	0.17	0.094	0.25	0.13
1,1-Dichloroethene	µg/L	0.70	0.57	0.57	0.68	0.75	**0.47**	**0.46**	0.50	**0.33**
1,1,1-Trichloroethane	µg/L	**0.36**	**0.34**	**0.29**	**0.29**	**0.32**	**0.22**	**0.23**	**0.18**	**0.18**
1,2-Dichloropropane	µg/L	0.13	0.14	0.13	0.13	0.13	0.11	0.083	0.16	0.16
Acetone	µg/L	NA	1.5	NA	1.5	1.5	1.5	1.5	1.5	NA
Bromoform	µg/L	0.13	0.18	0.13	0.22	0.22	0.22	0.22	0.22	0.33
Chloroform	µg/L	1.6	2.1	2.7	3.0	1.8	5.0	5.3	4.5	4.7
Dibromochloromethane	µg/L	0.12	0.14	0.12	0.12	0.12	0.12	0.12	0.12	0.11
Dichlorodifluoromethane	µg/L	**0.080**	0.19	0.042	0.042	**0.12**	0.098	**0.12**	0.20	0.20
Methylene chloride	µg/L	0.27	0.27	0.27	0.27	0.27	0.27	0.27	0.27	0.27
Methyl t-butyl ether (MTBE)	µg/L	0.11	0.11	0.11	0.11	0.11	0.11	0.11	0.11	0.11
Tetrachloroethene	µg/L	1.1	1.4	1.3	1.2	1.3	1.9	1.3	1.6	1.5
Toluene	µg/L	0.042	0.18	0.042	0.042	**0.11**	0.12	0.063	0.15	0.15
Total Trihalomethanes	µg/L	NA	NA	NA	NA	NA	NA	NA	NA	NA
Trichloroethene	µg/L	54	56	54	56	39	83	68	55	61
Trichlorofluoromethane	µg/L	0.050	0.21	**0.080**	**0.080**	**0.11**	**0.15**	**0.17**	0.20	0.20
SEMI-VOLATILE ORGANIC COMPOUNDS (EPA 8270):										
N-Nitrosodimethylamine (NDMA)	µg/L	NA	NA	NA	NA	NA	NA	NA	NA	NA

TABLE 47 (CONT'D)
HISTORICAL SUMMARY DATA - MONITORING WELL N-3 SHALLOW (4-INCH)
RIALTO GWTS PERCHLORATE AND VOC REMEDIATION

ANALYTE	UNITS	Sep 2004	Oct 2004	Nov 2004	Dec 2004 ‡	Jan 2005	Feb 2005	Jan 2006	Aug 2007	Nov 2007
GENERAL CHEMISTRY										
Alkalinity as CaCO3 (Total)	mg/L	NA	NA	NA	NA	NA	NA	NA	NA	NA
Bicarbonate	mg/L	NA	NA	NA	NA	NA	NA	NA	NA	NA
Chemical Oxygen Demand	mg/L	NA	NA	NA	NA	NA	NA	NA	NA	NA
Chloride	mg/L	NA	NA	NA	NA	NA	NA	NA	NA	NA
Dissolved Hardness	mg/L	NA	NA	NA	NA	NA	NA	NA	NA	NA
Nitrate as N	mg/L	NA	NA	NA	NA	NA	NA	NA	NA	NA
Perchlorate	µg/L	52	45	35	35	22	20	15	**2.4**	**3.3**
Sulfate	mg/L	NA	NA	NA	NA	NA	NA	NA	NA	NA
Total Dissolved Solids	mg/L	NA	NA	NA	NA	NA	NA	NA	NA	NA
FIELD PARAMETERS										
Dissolved Oxygen	mg/L	5.0	4.7	7.7	NA	NA	6.0	6.3	18.1	5.7
pH	Units	7.0	7.3	7.5	NA	NA	7.4	7.4	7.3	7.5
Specific Conductance	µmhos/cm	410	NA	380	NA	NA	380	360	330	410
Temperature	°C	20	NA	21.7	NA	NA	19	20.2	20	20.1
Turbidity	NTU	<5	NA	<5	NA	NA	<5	<5	<5	<5
METALS										
Barium (Dissolved)	mg/L	NA	NA	NA	NA	NA	NA	NA	NA	NA
Calcium (Total)	mg/L	NA	NA	NA	NA	NA	NA	NA	NA	NA
Chromium (Dissolved)	mg/L	NA	NA	NA	NA	NA	NA	NA	NA	NA
Magnesium (Total)	mg/L	NA	NA	NA	NA	NA	NA	NA	NA	NA
Molybdenum (Dissolved)	mg/L	NA	NA	NA	NA	NA	NA	NA	NA	NA
Potassium	mg/L	NA	NA	NA	NA	NA	NA	NA	NA	NA
Sodium (Total)	mg/L	NA	NA	NA	NA	NA	NA	NA	NA	NA
VOLATILE ORGANIC COMPOUNDS										
1,1-Dichloroethane	µg/L	0.094	0.060	0.060	0.060	0.060	0.17	0.17	0.11	0.11
1,1-Dichloroethene	µg/L	**0.33**	**0.28**	0.050	0.050	**0.24**	**0.23**	0.19	0.12	0.12
1,1,1-Trichloroethane	µg/L	**0.20**	**0.19**	0.97	0.081	0.081	0.16	0.16	0.27	0.27
1,2-Dichloropropane	µg/L	0.083	0.14	0.14	0.14	0.14	0.15	0.15	0.12	0.12
Acetone	µg/L	NA	1.5	NA	1.5	1.5	6.9	1.5	1.5	1.5
Bromoform	µg/L	0.062	0.22	0.050	0.22	0.22	0.20	0.22	1.5[(6)]	0.22
Chloroform	µg/L	3.9	4.1	1.8	1.4	3.8	3.7	1.8	**0.47**	0.76
Dibromochloromethane	µg/L	0.12	0.12	0.14	0.12	0.12	0.19	0.12	0.83[(6)]	0.12
Dichlorodifluoromethane	µg/L	0.11	0.11	0.11	**0.36**	0.11	0.20	NA	0.11	**0.12**
Methylene chloride	µg/L	0.27	0.27	0.27	0.27	0.27	0.27	0.27	0.27	0.27
Methyl t-butyl ether (MTBE)	µg/L	0.11	0.11	0.11	0.11	0.11	0.11	0.11	0.11	0.11
Tetrachloroethene	µg/L	1.5	1.4	0.97	0.90	1.6	1.4	1.5	1.7	1.7
Toluene	µg/L	0.063	0.083	0.083	0.083	0.083	0.17	0.15	0.12	0.12
Total Trihalomethanes	µg/L	NA	NA	NA	NA	NA	NA	**1.8**	NA	NA
Trichloroethene	µg/L	52	47	0.075[(6)]	4.7	50	47	21	9.8	9.0
Trichlorofluoromethane	µg/L	**0.12**	**0.11**	**0.12**	**0.12**	0.060	0.21	0.21	0.14	0.14
SEMI-VOLATILE ORGANIC COMPOUNDS (EPA 8270):										
N-Nitrosodimethylamine (NDMA)	µg/L	NA	NA	NA	NA	NA	NA	NA	NA	NA

TABLE 47 (CONT'D)
HISTORICAL SUMMARY DATA - MONITORING WELL N-3 SHALLOW (4-INCH)
RIALTO GWTS PERCHLORATE AND VOC REMEDIATION

ANALYTE	UNITS	Jan 2008	May 2008	Aug 2008	Nov 2008	Feb 2009	May 2009	Aug 2009	Nov 2009	Feb 2010
GENERAL CHEMISTRY										
Alkalinity as CaCO3 (Total)	mg/L	NA	NA	NA	NA	NA	NA	NA	NA	NA
Bicarbonate	mg/L	NA	NA	NA	NA	NA	NA	NA	NA	NA
Chemical Oxygen Demand	mg/L	NA	NA	NA	NA	NA	NA	NA	NA	NA
Chloride	mg/L	NA	NA	NA	NA	NA	NA	NA	NA	NA
Dissolved Hardness	mg/L	NA	NA	NA	NA	NA	NA	NA	NA	NA
Nitrate as N	mg/L	NA	NA	NA	NA	NA	NA	NA	NA	NA
Perchlorate	µg/L	**2.6**	**2.6**	**2.0**	**2.0**	2.5	**2.8**	**2.7**	0.35	**2.6**
Sulfate	mg/L	NA	NA	NA	NA	NA	NA	NA	NA	NA
Total Dissolved Solids	mg/L	NA	NA	NA	NA	NA	NA	NA	NA	NA
FIELD PARAMETERS										
Dissolved Oxygen	mg/L	10.2	8.94	7.89	5.90	6.00	7.13	10.09	8.21	8.04
pH	Units	7.0	7.5	7.62	7.64	7.5	7.52	6.86	7.50	7.38
Specific Conductance	µmhos/cm	480	398	424	407	389	489	423	439	452
Temperature	°C	20.6	19.82	20.66	20.70	20.5	20.7	22.58	21.27	20.02
Turbidity	NTU	11.2	16.2	<5	<5	7.2	<5	7.0	12.3	38.3
METALS										
Barium (Dissolved)	mg/L	NA	NA	NA	NA	NA	NA	NA	NA	NA
Calcium (Total)	mg/L	NA	NA	NA	NA	NA	NA	NA	NA	NA
Chromium (Dissolved)	mg/L	NA	NA	NA	NA	NA	NA	NA	NA	NA
Magnesium (Total)	mg/L	NA	NA	NA	NA	NA	NA	NA	NA	NA
Molybdenum (Dissolved)	mg/L	NA	NA	NA	NA	NA	NA	NA	NA	NA
Potassium	mg/L	NA	NA	NA	NA	NA	NA	NA	NA	NA
Sodium (Total)	mg/L	NA	NA	NA	NA	NA	NA	NA	NA	NA
VOLATILE ORGANIC COMPOUNDS										
1,1-Dichloroethane	µg/L	0.25	0.25	0.13	0.13	0.13	0.13	0.13	0.081	0.081
1,1-Dichloroethene	µg/L	0.29	0.29	**0.27**	0.23	0.23	0.23	0.16	0.12	**0.21**
1,1,1-Trichloroethane	µg/L	0.27	0.27	0.18	0.18	0.18	0.18	0.14	0.081	0.081
1,2-Dichloropropane	µg/L	0.41	0.41	0.16	0.16	0.16	0.16	0.16	0.12	0.12
Acetone	µg/L	1.5	7.4	7.4	7.4	7.4	7.4	7.4	4.6	4.6
Bromoform	µg/L	0.31	0.31	0.24	0.24	0.24	0.24	0.24	0.23	0.23
Chloroform	µg/L	0.74	0.98	1.1	0.23	0.98	0.69	0.87	0.75	**0.43**
Dibromochloromethane	µg/L	0.23	0.23	0.23	0.23	0.23	0.23	0.23	0.077	0.077
Dichlorodifluoromethane	µg/L	0.34	0.34	0.22	**0.25**	0.22	0.22	**0.23**	0.11	0.11
Methylene chloride	µg/L	0.27	**0.28**	0.27	0.27	**0.36**	0.27	0.28	0.28	0.28
Methyl t-butyl ether (MTBE)	µg/L	0.11	0.11	0.11	0.11	0.11	0.11	0.11	0.11	0.11
Tetrachloroethene	µg/L	2.6	2.1	2.0	2.0	2.6	1.9	2.0	2.0	2.0
Toluene	µg/L	0.24	0.24	0.12	0.12	0.12	0.12	0.12	0.093	0.093
Total Trihalomethanes	µg/L	NA	NA	NA	NA	NA	NA	NA	NA	NA
Trichloroethene	µg/L	11	13	13	11	13	8.4	11	8.1	4.5
Trichlorofluoromethane	µg/L	0.28	0.28	0.22	0.22	0.22	0.22	0.22	0.11	0.11
SEMI-VOLATILE ORGANIC COMPOUNDS (EPA 8270):										
N-Nitrosodimethylamine (NDMA)	µg/L	NA	NA	NA	NA	NA	NA	NA	NA	NA

TABLE 47 (CONT'D)
HISTORICAL SUMMARY DATA - MONITORING WELL N-3 SHALLOW (4-INCH)
RIALTO GWTS PERCHLORATE AND VOC REMEDIATION

ANALYTE	UNITS	May 2010	Aug 2010	Nov 2010	Feb 2011	May 2011	Aug 2011	Nov 2011	Jan 2012	Aug 2012
GENERAL CHEMISTRY										
Alkalinity as CaCO3 (Total)	mg/L	NA	NA	NA	NA	NA	NA	NA	NA	NA
Bicarbonate	mg/L	NA	NA	NA	NA	NA	NA	NA	NA	NA
Chemical Oxygen Demand	mg/L	NA	NA	NA	NA	NA	NA	NA	NA	NA
Chloride	mg/L	NA	NA	NA	NA	NA	NA	NA	NA	NA
Dissolved Hardness	mg/L	NA	NA	NA	NA	NA	NA	NA	NA	NA
Nitrate as N	mg/L	NA	NA	NA	NA	NA	NA	NA	NA	NA
Perchlorate	µg/L	**2.0**	**2.1**	**2.2**	**1.9**	**0.86**	**2.0**	**2.2**	**1.7**	0.81
Sulfate	mg/L	NA	NA	NA	NA	NA	NA	NA	NA	NA
Total Dissolved Solids	mg/L	NA	NA	NA	NA	NA	NA	NA	NA	NA
FIELD PARAMETERS										
Dissolved Oxygen	mg/L	6.90	10.89	4.62	4.78	8.26	6.46	6.51	12.91	9.42
pH	Units	7.20	7.20	7.36	7.15	7.23	7.29	7.01	7.80	7.11
Specific Conductance	µmhos/cm	460	419	404	432	468	459	443	447	438
Temperature	°C	20.55	20.81	22.77	20.71	21.11	22.85	21.39	21.06	21.95
Turbidity	NTU	7.4	100.2	11.3	10.1	<5	<5	12.3	<5	<5
METALS										
Barium (Dissolved)	mg/L	NA	NA	NA	NA	NA	NA	NA	NA	NA
Calcium (Total)	mg/L	NA	NA	NA	NA	NA	NA	NA	NA	NA
Chromium (Dissolved)	mg/L	NA	NA	NA	NA	NA	NA	NA	NA	NA
Magnesium (Total)	mg/L	NA	NA	NA	NA	NA	NA	NA	NA	NA
Molybdenum (Dissolved)	mg/L	NA	NA	NA	NA	NA	NA	NA	NA	NA
Potassium	mg/L	NA	NA	NA	NA	NA	NA	NA	NA	NA
Sodium (Total)	mg/L	NA	NA	NA	NA	NA	NA	NA	NA	NA
VOLATILE ORGANIC COMPOUNDS										
1,1-Dichloroethane	µg/L	0.081	0.11	0.11	0.11	0.11	0.11	0.11	0.11	0.11
1,1-Dichloroethene	µg/L	0.12	**0.18**	0.18	**0.22**	**0.25**	0.11	**0.19**	0.11	0.18
1,1,1-Trichloroethane	µg/L	0.081	0.11	0.11	0.11	0.11	0.11	0.11	0.11	0.11
1,2-Dichloropropane	µg/L	0.12	0.13	0.13	0.13	0.13	0.13	0.13	0.13	0.13
Acetone	µg/L	4.6	4.6	4.6	4.6	4.6	4.6	4.6	4.6	4.6
Bromoform	µg/L	0.23	0.27	0.27	0.27	0.27	0.27	0.27	0.27	0.27
Chloroform	µg/L	**0.42**[5]	**0.44**	0.12	**0.38**	**0.41**	**0.39**	**0.40**[5]	**0.34**[5]	0.12
Dibromochloromethane	µg/L	0.077	0.13	0.13	0.13	0.13	0.13	0.13	0.13	0.13
Dichlorodifluoromethane	µg/L	0.11	**0.21**	0.75[6]	**0.14**	0.10	0.10	0.10	0.10	0.099
Methylene chloride	µg/L	0.28	0.48	0.48	0.48	0.48	0.48	0.48	0.48	0.48
Methyl t-butyl ether (MTBE)	µg/L	0.11	0.11	**0.11**	**0.14**	**0.17**	0.11	0.11	**0.18**	0.11
Tetrachloroethene	µg/L	1.7	2.0	1.9	1.9	1.9	1.9	1.8[5]	1.6	1.5
Toluene	µg/L	0.093	0.093	0.093	0.093	0.093	0.093	0.093	0.093	0.093
Total Trihalomethanes	µg/L	NA	NA	NA	NA	NA	NA	NA	NA	NA
Trichloroethene	µg/L	3.6	4.7	2.3	3.6	4.0	3.9	4.4	3.0	2.8
Trichlorofluoromethane	µg/L	0.11	**0.14**	**0.23**	0.13	0.13	0.13	0.13	0.13	0.13
SEMI-VOLATILE ORGANIC COMPOUNDS (EPA 8270):										
N-Nitrosodimethylamine (NDMA)	µg/L	NA	NA	NA	NA	NA	NA	NA	NA	NA

TABLE 47 (CONT'D)
HISTORICAL SUMMARY DATA - MONITORING WELL N-3 SHALLOW (4-INCH)
RIALTO GWTS PERCHLORATE AND VOC REMEDIATION

ANALYTE	UNITS	Aug 2013	Feb 2014	Aug 2014	Feb 2015	Jul 2015	MED.	AVG.	STD. DEV.	MIN.	MAX.
GENERAL CHEMISTRY											
Alkalinity as CaCO3 (Total)	mg/L	NA	NA	NA	170	NA	170	170	0.0	170	170
Bicarbonate	mg/L	NA	NA	NA	NA	NA	210	206	5.48	200	210
Chemical Oxygen Demand	mg/L	NA	NA	NA	NA	NA	NC	NC	NC	2.0	41
Chloride	mg/L	NA	NA	NA	8.5	NA	4.45	5.75	2.13	4.3	8.5
Dissolved Hardness	mg/L	NA	NA	NA	180	NA	180	180	0.0	180	180
Nitrate as N	mg/L	NA	NA	NA	6.4	NA	6.35	6.34	0.0666	6.27	6.40
Perchlorate	µg/L	**1.9**	**2.9**	5.2	6.2	7.3	11.2	131	265	0.35	1,000
Sulfate	mg/L	NA	NA	NA	22	NA	11.0	14.7	5.68	11	22
Total Dissolved Solids	mg/L	NA	NA	NA	280	NA	259	262	16.0	246	280
FIELD PARAMETERS											
Dissolved Oxygen	mg/L	5.98	6.70	12.32	5.55	7.84	7.13	7.88	3.35	3.0	18.1
pH	Units	7.08	7.87	7.59	7.04	7.28	7.33	7.33	0.271	6.86	7.87
Specific Conductance	µmhos/cm	462	384	405	999	506	424	465	176	330	1310
Temperature	°C	23.10	21.18	22.39	21.02	21.46	20.7	20.6	1.73	15	23.10
Turbidity	NTU	36.5	8.2	0.4	1.1	7.9	11.2	30.9	47.6	0.4	150
METALS											
Barium (Dissolved)	mg/L	NA	NA	NA	0.023	NA				0.023	0.023
Calcium (Total)	mg/L	NA	NA	NA	58	NA	60.0	60.0	1.90	58	62
Chromium (Dissolved)	mg/L	NA	NA	NA	**0.0012**	NA	NC	NC	NC	**0.0012**	**0.0012**
Magnesium (Total)	mg/L	NA	NA	NA	8.2	NA	9.00	8.83	0.509	8.2	9.3
Molybdenum (Dissolved)	mg/L	NA	NA	NA	**0.0022**	NA	NC	NC	NC	**0.0022**	**0.0022**
Potassium	mg/L	NA	NA	NA	2.5	NA	2.50	2.50	0.0	2.5	2.5
Sodium (Total)	mg/L	NA	NA	NA	9.7	NA	11.0	11.2	1.49	9.7	13
VOLATILE ORGANIC COMPOUNDS											
1,1-Dichloroethane	µg/L	0.11	0.11	0.11	0.11	0.11	0.110	0.120	0.0577	0.060	**0.34**
1,1-Dichloroethene	µg/L	0.18	**0.34**	0.18	0.52	0.73	0.275	0.647	0.886	0.050	4.00
1,1,1-Trichloroethane	µg/L	0.11	0.11	0.11	0.11	0.11	0.180	0.241	0.214	0.081	0.97
1,2-Dichloropropane	µg/L	0.13	0.13	0.13	0.13	0.13	0.130	0.162	0.0925	0.062	**0.20**
Acetone	µg/L	4.6	4.6	4.6	4.6	4.6	NC	NC	NC	1.2	**5.5**
Bromoform	µg/L	0.27	0.27	0.27	0.27	0.27	NC	NC	NC	NC	NC
Chloroform	µg/L	0.57	0.84	0.59	0.68	0.70	1.10	1.64	1.42	0.12	5.3
Dibromochloromethane	µg/L	0.13	0.13	0.13	0.13	0.13	NC	NC	NC	NC	NC
Dichlorodifluoromethane	µg/L	**0.12**	0.099	0.099	0.099	**0.11**	NC	NC	NC	0.042	**0.25**
Methylene chloride	µg/L	0.48	0.48	0.48	0.48	0.48	NC	NC	NC	0.27	**0.36**
Methyl t-butyl ether (MTBE)	µg/L	**0.14**	**0.12**	0.11	0.11	0.11	NC	NC	NC	0.11	**0.18**
Tetrachloroethene	µg/L	2.2	2.0	1.7	1.0	2.1	1.70	1.81	0.909	0.63	4.9
Toluene	µg/L	0.093	0.093	0.093	0.093	0.093	NC	NC	NC	0.033	**0.30**
Total Trihalomethanes	µg/L	NA	NA	NA	NA	NA	NC	NC	NC	**1.8**	**1.8**
Trichloroethene	µg/L	6.8	8.9	7.5	7.7	6.2	13.0	34.9	35.7	2.3	120
Trichlorofluoromethane	µg/L	0.13	0.13	0.13	0.13	0.13	NC	NC	NC	0.050	**0.23**
SEMI-VOLATILE ORGANIC COMPOUNDS (EPA 8270):											
N-Nitrosodimethylamine (NDMA)	µg/L	NA	NA	NA	NA	NA	0.144	0.147	0.120	0.038	0.038

TABLE 48
HISTORICAL SUMMARY DATA - MONITORING WELL N-3 DEEP (2-INCH)
RIALTO GWTS PERCHLORATE AND VOC REMEDIATION

ANALYTE	UNITS	Sep 2002	Oct 2004	Nov 2004	Dec 2004	Feb 2005	Jan 2006	Aug 2007	Nov 2007	Jan 2008
GENERAL CHEMISTRY										
Perchlorate	µg/L	0.65	DRY	DRY	DRY	DRY	DRY	DRY	DRY	DRY
FIELD PARAMETERS										
Dissolved Oxygen	mg/L	NA	DRY	DRY	DRY	DRY	DRY	DRY	DRY	DRY
pH	Units	NA	DRY	DRY	DRY	DRY	DRY	DRY	DRY	DRY
Specific Conductance	µmhos/cm	NA	DRY	DRY	DRY	DRY	DRY	DRY	DRY	DRY
Temperature	°C	NA	DRY	DRY	DRY	DRY	DRY	DRY	DRY	DRY
Turbidity	NTU	NA	DRY	DRY	DRY	DRY	DRY	DRY	DRY	DRY
VOLATILE ORGANIC COMPOUNDS										
Acetone	µg/L	13	DRY	DRY	DRY	DRY	DRY	DRY	DRY	DRY
Chloroform	µg/L	0.36	DRY	DRY	DRY	DRY	DRY	DRY	DRY	DRY
Tetrachloroethene	µg/L	0.21	DRY	DRY	DRY	DRY	DRY	DRY	DRY	DRY
Trichloroethene	µg/L	0.25	DRY	DRY	DRY	DRY	DRY	DRY	DRY	DRY
Trichlorofluoromethane	µg/L	0.54	DRY	DRY	DRY	DRY	DRY	DRY	DRY	DRY

TABLE 48 (CONT'D)
HISTORICAL SUMMARY DATA - MONITORING WELL N-3 DEEP (2-INCH)
RIALTO GWTS PERCHLORATE AND VOC REMEDIATION

ANALYTE	UNITS	May 2008	Aug 2008	Nov 2008	Feb 2009	May 2009	Aug 2009	Nov 2009	Feb 2010	May 2010
GENERAL CHEMISTRY										
Perchlorate	µg/L	DRY	DRY	DRY	DRY	DRY	DRY	DRY	DRY	DRY
FIELD PARAMETERS										
Dissolved Oxygen	mg/L	DRY	DRY	DRY	DRY	DRY	DRY	DRY	DRY	DRY
pH	Units	DRY	DRY	DRY	DRY	DRY	DRY	DRY	DRY	DRY
Specific Conductance	µmhos/cm	DRY	DRY	DRY	DRY	DRY	DRY	DRY	DRY	DRY
Temperature	°C	DRY	DRY	DRY	DRY	DRY	DRY	DRY	DRY	DRY
Turbidity	NTU	DRY	DRY	DRY	DRY	DRY	DRY	DRY	DRY	DRY
VOLATILE ORGANIC COMPOUNDS										
Acetone	µg/L	DRY	DRY	DRY	DRY	DRY	DRY	DRY	DRY	DRY
Chloroform	µg/L	DRY	DRY	DRY	DRY	DRY	DRY	DRY	DRY	DRY
Tetrachloroethene	µg/L	DRY	DRY	DRY	DRY	DRY	DRY	DRY	DRY	DRY
Trichloroethene	µg/L	DRY	DRY	DRY	DRY	DRY	DRY	DRY	DRY	DRY
Trichlorofluoromethane	µg/L	DRY	DRY	DRY	DRY	DRY	DRY	DRY	DRY	DRY

TABLE 48 (CONT'D)
HISTORICAL SUMMARY DATA - MONITORING WELL N-3 DEEP (2-INCH)
RIALTO GWTS PERCHLORATE AND VOC REMEDIATION

ANALYTE	UNITS	Aug 2010	Feb 2011	May 2011	Aug 2011	Nov 2011	Feb 2012	Feb 2015
GENERAL CHEMISTRY								
Perchlorate	µg/L	DRY	DRY	DRY	DRY	DRY	DRY	DRY
FIELD PARAMETERS								
Dissolved Oxygen	mg/L	DRY	DRY	DRY	DRY	DRY	DRY	DRY
pH	Units	DRY	DRY	DRY	DRY	DRY	DRY	DRY
Specific Conductance	µmhos/cm	DRY	DRY	DRY	DRY	DRY	DRY	DRY
Temperature	°C	DRY	DRY	DRY	DRY	DRY	DRY	DRY
Turbidity	NTU	DRY	DRY	DRY	DRY	DRY	DRY	DRY
VOLATILE ORGANIC COMPOUNDS								
Acetone	µg/L	DRY	DRY	DRY	DRY	DRY	DRY	DRY
Chloroform	µg/L	DRY	DRY	DRY	DRY	DRY	DRY	DRY
Tetrachloroethene	µg/L	DRY	DRY	DRY	DRY	DRY	DRY	DRY
Trichloroethene	µg/L	DRY	DRY	DRY	DRY	DRY	DRY	DRY
Trichlorofluoromethane	µg/L	DRY	DRY	DRY	DRY	DRY	DRY	DRY

TABLE 48 (CONT'D)
HISTORICAL SUMMARY DATA - MONITORING WELL N-3 DEEP (2-INCH)
RIALTO GWTS PERCHLORATE AND VOC REMEDIATION

ANALYTE	UNITS	May 2015	Jul 2015	MED.	AVG.	STD. DEV.	MIN.	MAX.
GENERAL CHEMISTRY								
Perchlorate	µg/L	DRY	DRY	NC	NC	NC	0.65	NC
FIELD PARAMETERS								
Dissolved Oxygen	mg/L	DRY	DRY	NC	NC	NC	NC	NC
pH	Units	DRY	DRY	NC	NC	NC	NC	NC
Specific Conductance	µmhos/cm	DRY	DRY	NC	NC	NC	NC	NC
Temperature	°C	DRY	DRY	NC	NC	NC	NC	NC
Turbidity	NTU	DRY	DRY	NC	NC	NC	NC	NC
VOLATILE ORGANIC COMPOUNDS								
Acetone	µg/L	DRY	DRY	NC	NC	NC	13	13
Chloroform	µg/L	DRY	DRY	NC	NC	NC	0.36	NC
Tetrachloroethene	µg/L	DRY	DRY	NC	NC	NC	0.21	NC
Trichloroethene	µg/L	DRY	DRY	NC	NC	NC	0.25	NC
Trichlorofluoromethane	µg/L	DRY	DRY	NC	NC	NC	0.54	NC

TABLE 49
HISTORICAL SUMMARY DATA - MONITORING WELL N-4 SHALLOW (2-INCH)
RIALTO GWTS PERCHLORATE AND VOC REMEDIATION

ANALYTE	UNITS	Nov 2004	Dec 2004	Feb 2005	Aug 2007	Nov 2007	Jan 2008	May 2008	Aug 2008	Nov 2008
GENERAL CHEMISTRY										
Perchlorate	µg/L	0.11	DRY	DRY	0.46	NS	NS	NS	NS	0.30
FIELD PARAMETERS										
Dissolved Oxygen	mg/L	NA	DRY	DRY	NA	NS	NS	NS	NS	NA
pH	Units	NA	DRY	DRY	7.4	NS	NS	NS	NS	6.8
Specific Conductance	µmhos/cm	NA	DRY	DRY	310	NS	NS	NS	NS	413
Temperature	°C	NA	DRY	DRY	21.7	NS	NS	NS	NS	18.7
Turbidity	NTU	NA	DRY	DRY	150.0	NS	NS	NS	NS	103.0
VOLATILE ORGANIC COMPOUNDS										
1,1-Dichloroethane	µg/L	0.14	DRY	DRY	0.14	NS	NS	NS	NS	0.11
1,2,4-Trimethylbenzene	µg/L	5.3[(6)]	DRY	DRY	0.14	NS	NS	NS	NS	0.15
1,3,5-Trimethylbenzene	µg/L	**2.1**[(6)]	DRY	DRY	0.093	NS	NS	NS	NS	0.16
Acetone	µg/L	NA	DRY	DRY	6.2	NS	NS	NS	NS	7.4
Bromochloromethane	µg/L	1.3	DRY	DRY	0.18	NS	NS	NS	NS	0.35
Bromodichloromethane	µg/L	1.2	DRY	DRY	0.13	NS	NS	NS	NS	0.30
Bromoform	µg/L	3.3	DRY	DRY	1.5[(6)]	NS	NS	NS	NS	0.24
Chloroform	µg/L	1.1	DRY	DRY	0.098	NS	NS	NS	NS	0.23
Dibromochloromethane	µg/L	1.1	DRY	DRY	0.61[(6)]	NS	NS	NS	NS	0.23
Dichlorodifluoromethane	µg/L	0.11	DRY	DRY	0.11	NS	NS	NS	NS	0.19
Methylene Chloride	µg/L	4.3	DRY	DRY	0.16	NS	NS	NS	NS	0.27
Methyl t-butyl ether (MTBE)	µg/L	0.11	DRY	DRY	ND	NS	NS	NS	NS	0.11
Tetrachloroethene	µg/L	1.5	DRY	DRY	0.52	NS	NS	NS	NS	**0.28**
Trichloroethene	µg/L	1.8	DRY	DRY	0.16	NS	NS	NS	NS	0.16
Trichlorofluoromethane	µg/L	0.19	DRY	DRY	ND	NS	NS	NS	NS	0.22
Total Xylenes	µg/L	**9.2**	DRY	DRY	0.33	NS	NS	NS	NS	0.55
TIC: 3-Fluoro-2-propnenitrile	µg/L	NR	DRY	DRY	NR	NR	NR	NR	NR	NR
TIC: Dichlorofluoromethane	µg/L	NR	DRY	DRY	NR	NS	NS	NS	NS	NR
TIC: Sulfur dioxide	µg/L	NR	DRY	DRY	NR	NS	NS	NS	NS	NR

TABLE 49 (CONT'D)
HISTORICAL SUMMARY DATA - MONITORING WELL N-4 SHALLOW (2-INCH)
RIALTO GWTS PERCHLORATE AND VOC REMEDIATION

ANALYTE	UNITS	Feb 2009	Mar 2009	May 2009	Aug 2009	Nov 2009	Feb 2010	May 2010
GENERAL CHEMISTRY								
Perchlorate	µg/L	NS	0.35	0.35	0.35	0.35	0.35	0.35
FIELD PARAMETERS								
Dissolved Oxygen	mg/L	NS	7.00	5.59	17.02	2.26	2.31	1.32
pH	Units	NS	7.59	7.02	7.13	6.83	7.43	7.24
Specific Conductance	µmhos/cm	NS	403	504	431	457	480	478
Temperature	°C	NS	20.42	21.0	22.6	22.22	17.69	19.83
Turbidity	NTU	NS	>900	78.7	20.5	60.9	27.0	33.1
VOLATILE ORGANIC COMPOUNDS								
1,1-Dichloroethane	µg/L	NS	0.11	0.11	0.11	0.11	0.11	0.11
1,2,4-Trimethylbenzene	µg/L	NS	0.15	0.15	0.15	0.11	0.11	0.11
1,3,5-Trimethylbenzene	µg/L	NS	0.16	0.16	0.16	0.16	0.16	0.16
Acetone	µg/L	NS	7.4	7.4	7.4	4.6	4.6	4.6
Bromochloromethane	µg/L	NS	0.35	0.35	0.35	0.23	0.23	0.23
Bromodichloromethane	µg/L	NS	0.30	0.30	0.30	0.12	0.12	0.12
Bromoform	µg/L	NS	0.24	0.24	0.24	0.23	0.23	0.23
Chloroform	µg/L	NS	0.23	0.23	0.23	0.072	0.072	0.072
Dibromochloromethane	µg/L	NS	0.23	0.23	0.23	0.077	0.077	0.077
Dichlorodifluoromethane	µg/L	NS	0.22	0.22	0.22	0.11	0.11	0.11
Methylene Chloride	µg/L	NS	0.27	0.27	0.28	0.28	0.28	0.28
Methyl t-butyl ether (MTBE)	µg/L	NS	0.11	0.11	0.11	0.11	0.11	0.11
Tetrachloroethene	µg/L	NS	0.28	0.28	0.28	**0.39**	**0.29**	**0.17**
Trichloroethene	µg/L	NS	0.16	0.16	0.13	0.13	0.13	0.13
Trichlorofluoromethane	µg/L	NS	0.22	0.22	0.22	0.11	0.11	0.11
Total Xylenes	µg/L	NS	0.55	0.55	0.54	0.30	0.30	0.30
TIC: 3-Fluoro-2-propnenitrile	µg/L	NR	NR	NR	NR	NR	NR	NR
TIC: Dichlorofluoromethane	µg/L	NS	NR	NR	NR	NR	NR	NR
TIC: Sulfur dioxide	µg/L	NS	15	NR	NR	NR	NR	NR

TABLE 49 (CONT'D)
HISTORICAL SUMMARY DATA - MONITORING WELL N-4 SHALLOW (2-INCH)
RIALTO GWTS PERCHLORATE AND VOC REMEDIATION

ANALYTE	UNITS	Aug 2010	Nov 2010	Feb 2011	May 2011	Aug 2011	Nov 2011	Jan 2012	Mar (A) 2012	Mar (B) 2012
GENERAL CHEMISTRY										
Perchlorate	µg/L	0.35	0.61	0.61	0.61	0.61	0.27	**0.65**	0.81	0.81
FIELD PARAMETERS										
Dissolved Oxygen	mg/L	4.66	5.10	3.16	7.89	5.15	7.71	5.88	8.61	NA
pH	Units	6.83	7.37	6.81	7.09	7.22	6.83	7.16	7.29	NA
Specific Conductance	µmhos/cm	463	471	448	450	452	499	530	514	NA
Temperature	°C	21.44	19.80	20.49	21.28	22.83	20.56	19.69	19.62	NA
Turbidity	NTU	<5	<5	<5	5.0	<5	5.5	<5	<5	NA
VOLATILE ORGANIC COMPOUNDS										
1,1-Dichloroethane	µg/L	0.11	0.11	0.11	0.11	0.11	0.11	**0.15**	NS	NS
1,2,4-Trimethylbenzene	µg/L	0.12	0.12	0.12	0.12	0.12	0.12	0.12	NS	NS
1,3,5-Trimethylbenzene	µg/L	0.12	0.12	0.12	0.12	0.12	0.12	0.12	NS	NS
Acetone	µg/L	4.6	4.6	4.6	4.6	4.6	4.6	4.6	NS	NS
Bromochloromethane	µg/L	0.24	0.24	0.24	0.24	0.24	0.24	0.24	NS	NS
Bromodichloromethane	µg/L	0.14	0.14	0.14	0.14	0.14	0.14	0.14	NS	NS
Bromoform	µg/L	0.27	0.27	0.27	0.27	0.27	0.27	0.27	NS	NS
Chloroform	µg/L	0.12	0.12	0.12	0.12	0.12	**0.14**[5]	0.12	NS	NS
Dibromochloromethane	µg/L	0.13	0.13	0.13	0.13	0.13	0.13	0.13	NS	NS
Dichlorodifluoromethane	µg/L	0.099	0.099	**0.16**	**0.19**	0.099	**0.42**	**0.45**	NS	NS
Methylene Chloride	µg/L	0.48	0.48	0.48	0.48	0.48	0.48	0.48	NS	NS
Methyl t-butyl ether (MTBE)	µg/L	**0.20**	**0.22**	**0.20**	**0.22**	0.11	**0.29**	**0.25**	NS	NS
Tetrachloroethene	µg/L	0.66	0.72	0.96	1.1	1.1	2.2[5]	2.2	NS	NS
Trichloroethene	µg/L	0.085	0.085	0.085	0.085	0.085	**0.15**	**0.29**	NS	NS
Trichlorofluoromethane	µg/L	0.13	0.13	**0.14**	0.13	**0.16**	**0.13**	**0.25**	NS	NS
Total Xylenes	µg/L	0.34	NA	NA	NA	NA	NA	NA	NS	NS
TIC: 3-Fluoro-2-propnenitrile	µg/L	NR	NR	NR	NR	NR	NR	NR	NR	NR
TIC: Dichlorofluoromethane	µg/L	NR	NR	NR	NR	NR	NR	120	NS	NS
TIC: Sulfur dioxide	µg/L	NR	NR	NR	NR	NR	NR	NR	NS	NS

TABLE 49 (CONT'D)
HISTORICAL SUMMARY DATA - MONITORING WELL N-4 SHALLOW (2-INCH)
RIALTO GWTS PERCHLORATE AND VOC REMEDIATION

ANALYTE	UNITS	Aug 2012	Aug 2013	Aug 2014	MED.	AVG.	STD. DEV.	MIN.	MAX.
GENERAL CHEMISTRY									
Perchlorate	µg/L	**2.1**[b]	0.81	0.45	NC	NC	NC	0.11	**2.1**
FIELD PARAMETERS									
Dissolved Oxygen	mg/L	8.52	5.63	3.87	5.59	6.32	4.41	1.32	17.02
pH	Units	6.30	7.58	7.45	7.16	7.11	0.378	6.30	7.59
Specific Conductance	µmhos/cm	517	419	452	457	454	60.4	310	530
Temperature	°C	21.71	24.46	27.18	21.0	21.3	2.54	17.69	27.18
Turbidity	NTU	<5	<5	0.8	30.1	52.9	55.8	0.2	150.0
VOLATILE ORGANIC COMPOUNDS									
1,1-Dichloroethane	µg/L	0.11	0.11	0.11	0.110	0.115	0.0124	0.11	**0.15**
1,2,4-Trimethylbenzene	µg/L	0.12	0.12	0.12	0.120	0.126	0.0146	NC	NC
1,3,5-Trimethylbenzene	µg/L	0.12	0.12	0.12	0.120	0.134	0.0222	NC	NC
Acetone	µg/L	4.6	4.6	4.6	NC	NC	NC	NC	NC
Bromochloromethane	µg/L	0.24	0.24	0.24	NC	NC	NC	NC	NC
Bromodichloromethane	µg/L	0.14	0.14	0.14	NC	NC	NC	NC	NC
Bromoform	µg/L	0.27	0.27	0.27	NC	NC	NC	0.23	1.5
Chloroform	µg/L	0.12	0.12	0.12	NC	NC	NC	0.072	**0.14**
Dibromochloromethane	µg/L	0.13	0.13	0.13	NC	NC	NC	0.077	0.61
Dichlorodifluoromethane	µg/L	**0.46**	**0.27**	0.099	NC	NC	NC	0.099	**0.46**
Methylene Chloride	µg/L	0.48	0.48	0.48	NC	NC	NC	NC	NC
Methyl t-butyl ether (MTBE)	µg/L	0.11	**0.22**	0.11	NC	NC	NC	0.11	**0.29**
Tetrachloroethene	µg/L	3.0	1.2	1.4	0.690	0.975	0.878	**0.17**	3.0
Trichloroethene	µg/L	0.66[b]	**0.11**	0.085	NC	NC	NC	0.085	0.66
Trichlorofluoromethane	µg/L	0.13	0.13	0.13	NC	NC	NC	0.11	**0.25**
Total Xylenes	µg/L	NA	NA	NA	NC	NC	NC	0.30	**9.2**
TIC: 3-Fluoro-2-propynenitrile	µg/L	NR	NR	1.1	NC	NC	NC	1.1	1.1
TIC: Dichlorofluoromethane	µg/L	NR	NR	NR	120	85.0	60.6	15	120
TIC: Sulfur dioxide	µg/L	NR	NR	NR	15.0	15.0	0.0	15	15

TABLE 50
HISTORICAL SUMMARY DATA - MONITORING WELL N-4 DEEP (4-INCH)
RIALTO GWTS PERCHLORATE AND VOC REMEDIATION

ANALYTE	UNITS	Nov 2002	Jan 2003	Apr 2003	Jul 2003	Oct 2003	Jun 2004	Jul 2004	Aug 2004	Sep 2004
GENERAL CHEMISTRY										
Alkalinity as CaCO3 (Total)	mg/L	NA	NA	220	NA	NA	NA	NA	NA	NA
Bicarbonate	mg/L	NA	NA	270	NA	NA	NA	NA	NA	NA
Chemical Oxygen Demand	mg/L	NA	NA	71	NA	NA	NA	NA	NA	NA
Chloride	mg/L	NA	NA	49	NA	NA	NA	NA	NA	NA
Nitrate/Nitrite as N	mg/L	NA	NA	1.7	NA	NA	NA	NA	NA	NA
Perchlorate	µg/L	0.40	1.1	0.30	0.30	**2.3**	0.11	0.11	0.11	0.11
Sulfate	mg/L	NA	NA	98	NA	NA	NA	NA	NA	NA
Total Dissolved Solids	mg/L	NA	NA	418	NA	NA	NA	NA	NA	NA
FIELD PARAMETERS										
Dissolved Oxygen	mg/L	NA	NA	9.3	NA	NA	NA	NA	NA	NA
pH	Units	NA	NA	7.5	NA	NA	NA	7.4	8.4	8.4
Specific Conductance	µmhos/cm	NA	NA	710	NA	NA	NA	NA	NA	770
Temperature	°C	NA	NA	20.3	NA	NA	NA	NA	NA	19.5
Turbidity	NTU	NA	NA	660	NA	NA	NA	NA	NA	>900
METALS										
Calcium (Total)	mg/L	NA	NA	14	NA	NA	NA	NA	NA	NA
Magnesium (Total)	mg/L	NA	NA	4.2	NA	NA	NA	NA	NA	NA
Sodium (Total)	mg/L	NA	NA	150	NA	NA	NA	NA	NA	NA
VOLATILE ORGANIC COMPOUNDS										
Acetone	µg/L	1.2	NA	**7.0**	35	NA	NA	NA	NA	NA
Bromochloromethane	µg/L	0.33	0.7	0.21	0.85	0.21	0.058	0.13	0.13	0.024
Bromodichloromethane	µg/L	1.4	1.1	**0.39**	0.87	0.087	0.063	0.12	0.12	0.086
Bromoform	µg/L	**0.4**	0.13	0.13	0.87	0.13	0.08	0.33	0.33	0.062
Chloroform	µg/L	0.77	1.1	**0.25**	0.80	0.048	0.069	**0.20**	**0.17**	0.19
Dibromochloromethane	µg/L	2.7	1.3	**0.36**	0.69	0.12	0.071	0.11	0.11	0.12
Methylene Chloride	µg/L	0.15	0.057	0.12	15[6]	0.12	0.22	0.43	0.43	0.17
Tetrachloroethene	µg/L	0.17	0.16	0.049	0.83	0.049	0.092	0.15	0.15	0.092
Trichloroethene	µg/L	0.50	0.15	0.092	0.73	0.092	0.070	0.18	0.18	0.070

TABLE 50 (CONT'D)
HISTORICAL SUMMARY DATA - MONITORING WELL N-4 DEEP (4-INCH)
RIALTO GWTS PERCHLORATE AND VOC REMEDIATION

ANALYTE	UNITS	Nov 2004	Dec 2004	Feb 2005	Aug 2007	Nov 2007	Jan 2008	May 2008	Aug 2008	Oct 2008
GENERAL CHEMISTRY										
Alkalinity as CaCO3 (Total)	mg/L	DRY	DRY	DRY	DRY	DRY	DRY	DRY	DRY	DRY
Bicarbonate	mg/L	DRY	DRY	DRY	DRY	DRY	DRY	DRY	DRY	DRY
Chemical Oxygen Demand	mg/L	DRY	DRY	DRY	DRY	DRY	DRY	DRY	DRY	DRY
Chloride	mg/L	DRY	DRY	DRY	DRY	DRY	DRY	DRY	DRY	DRY
Nitrate/Nitrite as N	mg/L	DRY	DRY	DRY	DRY	DRY	DRY	DRY	DRY	DRY
Perchlorate	µg/L	DRY	DRY	DRY	DRY	DRY	DRY	DRY	DRY	DRY
Sulfate	mg/L	DRY	DRY	DRY	DRY	DRY	DRY	DRY	DRY	DRY
Total Dissolved Solids	mg/L	DRY	DRY	DRY	DRY	DRY	DRY	DRY	DRY	DRY
FIELD PARAMETERS										
Dissolved Oxygen	mg/L	DRY	DRY	DRY	DRY	DRY	DRY	DRY	DRY	DRY
pH	Units	DRY	DRY	DRY	DRY	DRY	DRY	DRY	DRY	DRY
Specific Conductance	µmhos/cm	DRY	DRY	DRY	DRY	DRY	DRY	DRY	DRY	DRY
Temperature	°C	DRY	DRY	DRY	DRY	DRY	DRY	DRY	DRY	DRY
Turbidity	NTU	DRY	DRY	DRY	DRY	DRY	DRY	DRY	DRY	DRY
METALS										
Calcium (Total)	mg/L	DRY	DRY	DRY	DRY	DRY	DRY	DRY	DRY	DRY
Magnesium (Total)	mg/L	DRY	DRY	DRY	DRY	DRY	DRY	DRY	DRY	DRY
Sodium (Total)	mg/L	DRY	DRY	DRY	DRY	DRY	DRY	DRY	DRY	DRY
VOLATILE ORGANIC COMPOUNDS										
Acetone	µg/L	DRY	DRY	DRY	DRY	DRY	DRY	DRY	DRY	DRY
Bromochloromethane	µg/L	DRY	DRY	DRY	DRY	DRY	DRY	DRY	DRY	DRY
Bromodichloromethane	µg/L	DRY	DRY	DRY	DRY	DRY	DRY	DRY	DRY	DRY
Bromoform	µg/L	DRY	DRY	DRY	DRY	DRY	DRY	DRY	DRY	DRY
Chloroform	µg/L	DRY	DRY	DRY	DRY	DRY	DRY	DRY	DRY	DRY
Dibromochloromethane	µg/L	DRY	DRY	DRY	DRY	DRY	DRY	DRY	DRY	DRY
Methylene Chloride	µg/L	DRY	DRY	DRY	DRY	DRY	DRY	DRY	DRY	DRY
Tetrachloroethene	µg/L	DRY	DRY	DRY	DRY	DRY	DRY	DRY	DRY	DRY
Trichloroethene	µg/L	DRY	DRY	DRY	DRY	DRY	DRY	DRY	DRY	DRY

TABLE 50 (CONT'D)
HISTORICAL SUMMARY DATA - MONITORING WELL N-4 DEEP (4-INCH)
RIALTO GWTS PERCHLORATE AND VOC REMEDIATION

ANALYTE	UNITS	Feb 2009	May 2009	Aug 2009	Nov 2009	Feb 2010	May 2010	Aug 2010	Nov 2010	Feb 2011
GENERAL CHEMISTRY										
Alkalinity as CaCO3 (Total)	mg/L	DRY	DRY	DRY	DRY	DRY	DRY	DRY	DRY	DRY
Bicarbonate	mg/L	DRY	DRY	DRY	DRY	DRY	DRY	DRY	DRY	DRY
Chemical Oxygen Demand	mg/L	DRY	DRY	DRY	DRY	DRY	DRY	DRY	DRY	DRY
Chloride	mg/L	DRY	DRY	DRY	DRY	DRY	DRY	DRY	DRY	DRY
Nitrate/Nitrite as N	mg/L	DRY	DRY	DRY	DRY	DRY	DRY	DRY	DRY	DRY
Perchlorate	µg/L	DRY	DRY	DRY	DRY	DRY	DRY	DRY	DRY	DRY
Sulfate	mg/L	DRY	DRY	DRY	DRY	DRY	DRY	DRY	DRY	DRY
Total Dissolved Solids	mg/L	DRY	DRY	DRY	DRY	DRY	DRY	DRY	DRY	DRY
FIELD PARAMETERS										
Dissolved Oxygen	mg/L	DRY	DRY	DRY	DRY	DRY	DRY	DRY	DRY	DRY
pH	Units	DRY	DRY	DRY	DRY	DRY	DRY	DRY	DRY	DRY
Specific Conductance	µmhos/cm	DRY	DRY	DRY	DRY	DRY	DRY	DRY	DRY	DRY
Temperature	°C	DRY	DRY	DRY	DRY	DRY	DRY	DRY	DRY	DRY
Turbidity	NTU	DRY	DRY	DRY	DRY	DRY	DRY	DRY	DRY	DRY
METALS										
Calcium (Total)	mg/L	DRY	DRY	DRY	DRY	DRY	DRY	DRY	DRY	DRY
Magnesium (Total)	mg/L	DRY	DRY	DRY	DRY	DRY	DRY	DRY	DRY	DRY
Sodium (Total)	mg/L	DRY	DRY	DRY	DRY	DRY	DRY	DRY	DRY	DRY
VOLATILE ORGANIC COMPOUNDS										
Acetone	µg/L	DRY	DRY	DRY	DRY	DRY	DRY	DRY	DRY	DRY
Bromochloromethane	µg/L	DRY	DRY	DRY	DRY	DRY	DRY	DRY	DRY	DRY
Bromodichloromethane	µg/L	DRY	DRY	DRY	DRY	DRY	DRY	DRY	DRY	DRY
Bromoform	µg/L	DRY	DRY	DRY	DRY	DRY	DRY	DRY	DRY	DRY
Chloroform	µg/L	DRY	DRY	DRY	DRY	DRY	DRY	DRY	DRY	DRY
Dibromochloromethane	µg/L	DRY	DRY	DRY	DRY	DRY	DRY	DRY	DRY	DRY
Methylene Chloride	µg/L	DRY	DRY	DRY	DRY	DRY	DRY	DRY	DRY	DRY
Tetrachloroethene	µg/L	DRY	DRY	DRY	DRY	DRY	DRY	DRY	DRY	DRY
Trichloroethene	µg/L	DRY	DRY	DRY	DRY	DRY	DRY	DRY	DRY	DRY

TABLE 50 (CONT'D)
HISTORICAL SUMMARY DATA - MONITORING WELL N-4 DEEP (4-INCH)
RIALTO GWTS PERCHLORATE AND VOC REMEDIATION

ANALYTE	UNITS	May 2011	Aug 2011	Nov 2011	Feb 2012	Feb 2015	May 2015
GENERAL CHEMISTRY							
Alkalinity as CaCO3 (Total)	mg/L	DRY	DRY	DRY	DRY	DRY	DRY
Bicarbonate	mg/L	DRY	DRY	DRY	DRY	DRY	DRY
Chemical Oxygen Demand	mg/L	DRY	DRY	DRY	DRY	DRY	DRY
Chloride	mg/L	DRY	DRY	DRY	DRY	DRY	DRY
Nitrate/Nitrite as N	mg/L	DRY	DRY	DRY	DRY	DRY	DRY
Perchlorate	µg/L	DRY	DRY	DRY	DRY	DRY	DRY
Sulfate	mg/L	DRY	DRY	DRY	DRY	DRY	DRY
Total Dissolved Solids	mg/L	DRY	DRY	DRY	DRY	DRY	DRY
FIELD PARAMETERS							
Dissolved Oxygen	mg/L	DRY	DRY	DRY	DRY	DRY	DRY
pH	Units	DRY	DRY	DRY	DRY	DRY	DRY
Specific Conductance	µmhos/cm	DRY	DRY	DRY	DRY	DRY	DRY
Temperature	°C	DRY	DRY	DRY	DRY	DRY	DRY
Turbidity	NTU	DRY	DRY	DRY	DRY	DRY	DRY
METALS							
Calcium (Total)	mg/L	DRY	DRY	DRY	DRY	DRY	DRY
Magnesium (Total)	mg/L	DRY	DRY	DRY	DRY	DRY	DRY
Sodium (Total)	mg/L	DRY	DRY	DRY	DRY	DRY	DRY
VOLATILE ORGANIC COMPOUNDS							
Acetone	µg/L	DRY	DRY	DRY	DRY	DRY	DRY
Bromochloromethane	µg/L	DRY	DRY	DRY	DRY	DRY	DRY
Bromodichloromethane	µg/L	DRY	DRY	DRY	DRY	DRY	DRY
Bromoform	µg/L	DRY	DRY	DRY	DRY	DRY	DRY
Chloroform	µg/L	DRY	DRY	DRY	DRY	DRY	DRY
Dibromochloromethane	µg/L	DRY	DRY	DRY	DRY	DRY	DRY
Methylene Chloride	µg/L	DRY	DRY	DRY	DRY	DRY	DRY
Tetrachloroethene	µg/L	DRY	DRY	DRY	DRY	DRY	DRY
Trichloroethene	µg/L	DRY	DRY	DRY	DRY	DRY	DRY

TABLE 50 (CONT'D)
HISTORICAL SUMMARY DATA - MONITORING WELL N-4 DEEP (4-INCH)
RIALTO GWTS PERCHLORATE AND VOC REMEDIATION

ANALYTE	UNITS	Jul 2015	MED.	AVG.	STD. DEV.	MIN.	MAX.
GENERAL CHEMISTRY							
Alkalinity as CaCO3 (Total)	mg/L	DRY	220	220	0.0	220	220
Bicarbonate	mg/L	DRY	270	270	0.0	270	270
Chemical Oxygen Demand	mg/L	DRY	71.0	71.0	0.0	71	71
Chloride	mg/L	DRY	49.0	49.0	0.0	49	49
Nitrate/Nitrite as N	mg/L	DRY	1.70	1.70	0.0	1.7	1.7
Perchlorate	µg/L	DRY	NC	NC	NC	0.11	NC
Sulfate	mg/L	DRY	NC	NC	NC	98	98
Total Dissolved Solids	mg/L	DRY	NC	NC	NC	418	418
FIELD PARAMETERS							
Dissolved Oxygen	mg/L	DRY	NC	NC	NC	9.3	9.3
pH	Units	DRY	7.95	7.93	0.550	7.4	8.4
Specific Conductance	µmhos/cm	DRY	NC	NC	NC	710	770
Temperature	°C	DRY	NC	NC	NC	19.5	20.3
Turbidity	NTU	DRY	NC	NC	NC	660	660
METALS							
Calcium (Total)	mg/L	DRY	NC	NC	NC	14	14
Magnesium (Total)	mg/L	DRY	NC	NC	NC	4.2	4.2
Sodium (Total)	mg/L	DRY	NC	NC	NC	150	150
VOLATILE ORGANIC COMPOUNDS							
Acetone	µg/L	DRY	NC	NC	NC	1.2	**7.0**
Bromochloromethane	µg/L	DRY	NC	NC	NC	0.024	NC
Bromodichloromethane	µg/L	DRY	0.120	0.248	0.296	0.063	**0.39**
Bromoform	µg/L	DRY	NC	NC	NC	0.062	NC
Chloroform	µg/L	DRY	0.190	0.247	0.254	0.048	**0.25**
Dibromochloromethane	µg/L	DRY	0.120	0.226	0.226	0.071	**0.36**
Methylene Chloride	µg/L	DRY	NC	NC	NC	0.057	NC
Tetrachloroethene	µg/L	DRY	NC	NC	NC	0.049	NC
Trichloroethene	µg/L	DRY	NC	NC	NC	0.070	NC

TABLE 51
HISTORICAL SUMMARY DATA - MONITOING WELL N-5
RIALTO GWTS PERCHLORATE AND VOC REMEDIATION

ANALYTE	UNITS	Nov 2002	Jan 2003	Jan 2003	Feb 2003	Mar 2003	Apr 2003	May 2003	Jun 2003	Jul 2003
GENERAL CHEMISTRY										
Alkalinity as CaCO3 (Total)	mg/L	NA	NA	NA	NA	150	150	150	NA	NA
Bicarbonate	mg/L	NA	NA	NA	NA	180	180	180	NA	NA
Chemical Oxygen Demand	mg O/L	NA	NA	NA	NA	12	2.0	25	NA	NA
Chloride	mg/L	NA	NA	NA	NA	2.3	2.2	2.3	NA	NA
Dissolved Hardness as CaCO3	mg/L	NA	NA	NA	NA	NA	NA	NA	NA	NA
Nitrate as N	mg/L	NA	NA	NA	NA	1.68	1.7	1.68	NA	NA
Perchlorate	µg/L	530[6]	4.7	1.07	1.07	**1.3**	**2.2**	**3.3**	4.7	4.7
Sulfate	mg/L	NA	NA	NA	NA	18	17	18	NA	NA
Total Dissolved Solids	mg/L	NA	NA	NA	NA	170	206	218	NA	NA
FIELD PARAMETERS										
Dissolved Oxygen	mg O/L	NA	NA	NA	9.1	7.6	11	8.7	5.9	NA
pH	Units	NA	NA	NA	7.5	7.1	7.1	7.2	7.5	NA
Specific Conductance	µmhos/cm	NA	260	NA	340	340	340	330	410	NA
Temperature	°C	NA	16	NA	19.2	20.5	19.5	20.3	20	NA
Turbidity	NTU	NA	>900	NA	<5	<5	<5	<5	<5	NA
METALS										
Barium	µg/L	NA	NA	NA	NA	NA	NA	NA	NA	NA
Calcium (Total)	mg/L	NA	NA	NA	NA	48	51	51	NA	NA
Magnesium (Total)	mg/L	NA	NA	NA	NA	7.7	7.4	7.5	NA	NA
Mercury	µg/L	NA	NA	NA	NA	NA	NA	NA	NA	NA
Molybdenum	µg/L	NA	NA	NA	NA	NA	NA	NA	NA	NA
Potassium	mg/L	NA	NA	NA	NA	NA	NA	NA	NA	NA
Sodium (Total)	mg/L	NA	NA	NA	NA	9.9	11	10	NA	NA
VOLATILE ORGANIC COMPOUNDS										
1,1-Dichloroethane	µg/L	**0.28**	0.098	0.099	0.18	0.076	0.061	0.061	0.061	0.18
1,1-Dichloroethene	µg/L	4.3[6]	**0.26**	0.18	0.17	0.088	0.054	0.054	**0.41**	**0.17**
1,1,1-Trichloroethane	µg/L	2.2[6]	0.12	0.15	0.16	0.080	0.072	0.072	**0.24**	0.16
1,2-Dichloropropane	µg/L	0.90[6]	0.50	0.062	0.14	0.070	0.13	0.13	0.13	0.14
Acetone	µg/L	**1.3[5]**	**1.5**	NA	6.9	2.8	1.9	NA	NA	6.9
Bromodichloromethane	µg/L	0.50	0.50	0.069	0.18	0.13	0.087	0.087	0.087	0.18
Chloroform	µg/L	2.6	0.17	0.049	0.16	0.067	0.048	0.048	**0.28**	0.16
Dichlorodifluoromethane	µg/L	**0.68**	0.18	0.20	0.19	0.13	0.042	0.042	0.042	0.19
Methylene Chloride	µg/L	**0.30**	0.15	0.057	0.11	0.17	0.12	0.12	0.12	0.11
Methyl t-butyl ether (MTBE)	µg/L	0.11	0.11	0.11	0.11	0.11	0.11	0.11	0.11	0.11
Tetrachloroethene	µg/L	10	0.17	0.16	**0.32**	**0.15**	**0.090**	0.049	**0.24**	0.17
Total Trihalomethanes	µg/L	NA	NA	0.70	NA	NA	NA	NA	NA	NA
Trichloroethene	µg/L	440[6]	1.8	0.15	**0.25**	0.17	0.092	**0.27**	1.6	1.1
Trichlorofluoromethane	µg/L	**0.60**	0.16	0.18	0.21	0.13	0.050	0.050	0.050	0.21
TIC: Butylated Hydroxytoluene	µg/L	NR	NR	NR	NR	NR	NR	NR	NR	NR
SEMI-VOLATILE ORGANIC COMPOUNDS (EPA 8270):										
N-Nitrosodimethylamine (NDMA)	µg/L	NA	NA	NA	NA	0.25	0.27	0.26	NA	NA

TABLE 51 (CONT'D)
HISTORICAL SUMMARY DATA - MONITOING WELL N-5
RIALTO GWTS PERCHLORATE AND VOC REMEDIATION

ANALYTE	UNITS	Aug 2003	Sep 2003	Oct 2003	Jun 2004	Jul 2004	Aug 2004	Sep 2004	Oct 2004	Nov 2004
GENERAL CHEMISTRY										
Alkalinity as CaCO3 (Total)	mg/L	NA	NA	NA	NA	NA	NA	NA	NA	NA
Bicarbonate	mg/L	NA	NA	NA	NA	NA	NA	NA	NA	NA
Chemical Oxygen Demand	mg O/L	NA	NA	NA	NA	NA	NA	NA	NA	NA
Chloride	mg/L	NA	NA	NA	NA	NA	NA	NA	NA	NA
Dissolved Hardness as CaCO3	mg/L	NA	NA	NA	NA	NA	NA	NA	NA	NA
Nitrate as N	mg/L	NA	NA	NA	NA	NA	NA	NA	NA	NA
Perchlorate	µg/L	5.3	6.3	8.5	8.7	10	6.8	7.5	14	9.6
Sulfate	mg/L	NA	NA	NA	NA	NA	NA	NA	NA	NA
Total Dissolved Solids	mg/L	NA	NA	NA	NA	NA	NA	NA	NA	NA
FIELD PARAMETERS										
Dissolved Oxygen	mg O/L	NA	NA	NA	NA	NA	NA	8.0	6.8	9.4
pH	Units	NA	NA	NA	NA	NA	NA	7.5	7.5	7.3
Specific Conductance	µmhos/cm	NA	NA	NA	NA	NA	NA	320	NA	320
Temperature	°C	NA	NA	NA	NA	NA	NA	21	NA	21.1
Turbidity	NTU	NA	NA	NA	NA	NA	NA	<5	NA	<5
METALS										
Barium	µg/L	NA	NA	NA	NA	NA	NA	NA	NA	NA
Calcium (Total)	mg/L	NA	NA	NA	NA	NA	NA	NA	NA	NA
Magnesium (Total)	mg/L	NA	NA	NA	NA	NA	NA	NA	NA	NA
Mercury	µg/L	NA	NA	NA	NA	NA	NA	NA	NA	NA
Molybdenum	µg/L	NA	NA	NA	NA	NA	NA	NA	NA	NA
Potassium	mg/L	NA	NA	NA	NA	NA	NA	NA	NA	NA
Sodium (Total)	mg/L	NA	NA	NA	NA	NA	NA	NA	NA	NA
VOLATILE ORGANIC COMPOUNDS										
1,1-Dichloroethane	µg/L	0.061	0.061	0.061	0.094	0.13	0.13	0.094	0.060	0.060
1,1-Dichloroethene	µg/L	0.054	0.054	0.81	0.054	0.11	0.11	0.054	0.050	0.050
1,1,1-Trichloroethane	µg/L	0.072	0.072	ND	0.061	0.16	0.16	**0.21**	**0.23**	0.081
1,2-Dichloropropane	µg/L	0.13	0.13	0.13	0.083	0.16	0.16	0.083	0.14	0.14
Acetone	µg/L	NA	NA	NA	NA	NA	NA	NA	NA	NA
Bromodichloromethane	µg/L	0.087	0.18	0.18	0.18	0.18	0.12	0.086	0.18	0.092
Chloroform	µg/L	0.048	0.048	**0.32**	0.19	0.11	0.11	0.19	0.050	0.050
Dichlorodifluoromethane	µg/L	0.042	0.042	0.042	0.11	0.20	0.20	0.11	0.11	0.11
Methylene Chloride	µg/L	0.12	0.12	0.12	0.17	0.43	0.43	0.17	0.067	0.067
Methyl t-butyl ether (MTBE)	µg/L	0.11	0.11	0.11	0.11	0.11	0.11	0.11	0.11	0.11
Tetrachloroethene	µg/L	**0.17**	0.049	**0.19**	**0.26**	0.15	0.15	**0.19**	0.13	0.13
Total Trihalomethanes	µg/L	NA	0.70	0.70	0.70	0.70	NA	NA	0.70	NA
Trichloroethene	µg/L	0.88	0.092	1.6	0.75	0.55	1.0	1.1	1.4	0.075
Trichlorofluoromethane	µg/L	0.050	0.050	0.050	0.06	0.20	0.20	0.060	0.060	0.060
TIC: Butylated Hydroxytoluene	µg/L	NR	NR	NR	NR	NR	NR	NR	NR	NR
SEMI-VOLATILE ORGANIC COMPOUNDS (EPA 8270):										
N-Nitrosodimethylamine (NDMA)	µg/L	NA	NA	NA	NA	NA	NA	NA	NA	NA

TABLE 51 (CONT'D)
HISTORICAL SUMMARY DATA - MONITOING WELL N-5
RIALTO GWTS PERCHLORATE AND VOC REMEDIATION

ANALYTE	UNITS	Dec 2004	Jan 2005	Feb 2005	Jan 2006	Aug 2007	Nov 2007	Jan 2008	May 2008	Aug 2008
GENERAL CHEMISTRY										
Alkalinity as CaCO3 (Total)	mg/L	NA	NA	NA	NA	NA	NA	NA	NA	NA
Bicarbonate	mg/L	NA	NA	NA	NA	NA	NA	NA	NA	NA
Chemical Oxygen Demand	mg O/L	NA	NA	NA	NA	NA	NA	NA	NA	NA
Chloride	mg/L	NA	NA	NA	NA	NA	NA	NA	NA	NA
Dissolved Hardness as CaCO3	mg/L	NA	NA	NA	NA	NA	NA	NA	NA	NA
Nitrate as N	mg/L	NA	NA	NA	NA	NA	NA	NA	NA	NA
Perchlorate	µg/L	7.1	13	9.2	13	16	34.0	33.0	37.0	38.0
Sulfate	mg/L	NA	NA	NA	NA	NA	NA	NA	NA	NA
Total Dissolved Solids	mg/L	NA	NA	NA	NA	NA	NA	NA	NA	NA
FIELD PARAMETERS										
Dissolved Oxygen	mg O/L	6.8	NA	7.6	8.5	11.7	7.3	12.5	5.75	5.79
pH	Units	7.5	NA	7.3	7.2	6.9	7.5	7.1	7.46	7.40
Specific Conductance	µmhos/cm	NA	NA	330	330	440	460	550	467	461
Temperature	°C	NA	NA	19	20.3	20.3	19.4	19.0	19.32	21.12
Turbidity	NTU	NA	NA	<5	<5	5.5	<5	<5	<5	<5
METALS										
Barium	µg/L	NA	NA	NA	NA	NA	NA	NA	NA	NA
Calcium (Total)	mg/L	NA	NA	NA	NA	NA	NA	NA	NA	NA
Magnesium (Total)	mg/L	NA	NA	NA	NA	NA	NA	NA	NA	NA
Mercury	µg/L	NA	NA	NA	NA	NA	NA	NA	NA	NA
Molybdenum	µg/L	NA	NA	NA	NA	NA	NA	NA	NA	NA
Potassium	mg/L	NA	NA	NA	NA	NA	NA	NA	NA	NA
Sodium (Total)	mg/L	NA	NA	NA	NA	NA	NA	NA	NA	NA
VOLATILE ORGANIC COMPOUNDS										
1,1-Dichloroethane	µg/L	0.060	0.060	0.17	1.7[(6)]	**0.38**	0.11	0.25	0.25	0.13
1,1-Dichloroethene	µg/L	0.050	0.050	0.19	0.19	0.19	**0.44**	**0.41**	**0.47**	0.23
1,1,1-Trichloroethane	µg/L	0.081	**0.13**	0.16	0.53[(6)]	0.16	0.27	0.27	0.27	0.18
1,2-Dichloropropane	µg/L	0.14	0.14	0.15	0.16	0.15	0.12	0.41	0.41	0.16
Acetone	µg/L	NA	NA	6.9	NA	NA	6.2	7.4	7.4	7.4
Bromodichloromethane	µg/L	0.18	0.18	0.18	**0.21**	**0.14**	**0.16**	0.30	0.30	0.30
Chloroform	µg/L	0.050	0.050	0.19	0.9	0.71	1.7	2.2	3.4	**0.38**
Dichlorodifluoromethane	µg/L	0.11	0.11	0.20	NA	0.56	0.81	0.96	0.96	0.22
Methylene Chloride	µg/L	0.067	0.067	0.94	0.94	0.94	0.16	0.27	0.27	0.27
Methyl t-butyl ether (MTBE)	µg/L	0.11	0.11	0.11	0.11	0.11	0.11	0.11	0.11	0.11
Tetrachloroethene	µg/L	0.13	0.13	0.16	3.4	2.4	4.1	3.6	5.8	0.28
Total Trihalomethanes	µg/L	0.70	0.70	NA	**1.1**	NA	NA	NA	NA	NA
Trichloroethene	µg/L	0.075	0.97	3.9	6.2	150	180	230	290	2.7
Trichlorofluoromethane	µg/L	0.060	0.060	0.21	**0.32**	**0.27**	**0.41**	**0.43**	0.58	0.22
TIC: Butylated Hydroxytoluene	µg/L	NR	NR	NR	NR	NR	NR	0.90	NR	NR
SEMI-VOLATILE ORGANIC COMPOUNDS (EPA 8270):										
N-Nitrosodimethylamine (NDMA)	µg/L	NA	NA	NA	NA	NA	NA	NA	NA	NA

TABLE 51 (CONT'D)
HISTORICAL SUMMARY DATA - MONITOING WELL N-5
RIALTO GWTS PERCHLORATE AND VOC REMEDIATION

ANALYTE	UNITS	Nov 2008	Feb 2009	May 2009	Aug 2009	Nov 2009	Feb 2010	May 2010	Aug 2010	Nov 2010
GENERAL CHEMISTRY										
Alkalinity as CaCO3 (Total)	mg/L	NA	NA	NA	NA	NA	NA	NA	NA	NA
Bicarbonate	mg/L	NA	NA	NA	NA	NA	NA	NA	NA	NA
Chemical Oxygen Demand	mg/L	NA	NA	NA	NA	NA	NA	NA	NA	NA
Chloride	mg/L	NA	NA	NA	NA	NA	NA	NA	NA	NA
Dissolved Hardness as CaCO3	mg/L	NA	NA	NA	NA	NA	NA	NA	NA	NA
Nitrate as N	mg/L	NA	NA	NA	NA	NA	NA	NA	NA	NA
Perchlorate	µg/L	37.0	3.7	0.35	0.35	0.35	0.35	0.35	0.35	0.61
Sulfate	mg/L	NA	NA	NA	NA	NA	NA	NA	NA	NA
Total Dissolved Solids	mg/L	NA	NA	NA	NA	NA	NA	NA	NA	NA
FIELD PARAMETERS										
Dissolved Oxygen	mg/L	5.03	9.14	10.68	14.10	10.81	9.26	9.92	6.50	12.31
pH	Units	7.42	7.5	7.20	6.70	7.66	7.53	7.46	7.56	6.52
Specific Conductance	µmhos/cm	459	439	464	373	405	410	394	404	377
Temperature	°C	20.25	19.30	20.5	23.44	20.38	19.15	20.22	21.41	19.41
Turbidity	NTU	<5	<5	<5	<5	5.8	<5	5.8	<5	5.2
METALS										
Barium	µg/L	NA	NA	NA	NA	NA	NA	NA	NA	NA
Calcium (Total)	mg/L	NA	NA	NA	NA	NA	NA	NA	NA	NA
Magnesium (Total)	mg/L	NA	NA	NA	NA	NA	NA	NA	NA	NA
Mercury	µg/L	NA	NA	NA	NA	NA	NA	NA	NA	NA
Molybdenum	µg/L	NA	NA	NA	NA	NA	NA	NA	NA	NA
Potassium	mg/L	NA	NA	NA	NA	NA	NA	NA	NA	NA
Sodium (Total)	mg/L	NA	NA	NA	NA	NA	NA	NA	NA	NA
VOLATILE ORGANIC COMPOUNDS										
1,1-Dichloroethane	µg/L	**0.27**	0.13	0.13	0.13	0.081	0.081	0.081	0.11	0.11
1,1-Dichloroethene	µg/L	0.50	0.23	0.23	0.16	0.12	0.12	0.12	0.18	0.18
1,1,1-Trichloroethane	µg/L	0.18	0.18	0.18	0.14	0.081	0.081	0.081	0.11	0.11
1,2-Dichloropropane	µg/L	0.16	0.16	0.16	0.16	0.12	0.12	0.12	0.13	0.13
Acetone	µg/L	7.4	7.4	7.4	7.4	4.6	4.6	4.6	4.6	4.6
Bromodichloromethane	µg/L	0.30	0.30	0.30	0.30	0.12	0.12	0.12	0.14	0.14
Chloroform	µg/L	3.6	0.74	0.23	0.23	0.072	0.072	0.072	0.12	0.12
Dichlorodifluoromethane	µg/L	0.93	0.22	0.22	0.21	0.11	0.11	0.11	0.099	0.099
Methylene Chloride	µg/L	0.27	0.27	0.27	0.28	0.28	0.28	0.28	0.48	0.48
Methyl t-butyl ether (MTBE)	µg/L	0.11	0.11	0.11	0.11	0.11	0.11	0.11	0.11	0.11
Tetrachloroethene	µg/L	5.3	1.3	0.73	**0.42**	**0.38**	**0.23**	**0.19**	**0.15**	**0.13**
Total Trihalomethanes	µg/L	NA	NA	NA	NA	NA	NA	NA	NA	NA
Trichloroethene	µg/L	290	68	9.7	2.4	1.4	0.88	**0.35**	**0.31**	**0.19**
Trichlorofluoromethane	µg/L	**0.41**	0.22	0.22	0.22	0.11	0.11	0.11	0.13	0.13
TIC: Butylated Hydroxytoluene	µg/L	NR	NR	NR	NR	NR	NR	NR	NR	NR
SEMI-VOLATILE ORGANIC COMPOUNDS (EPA 8270):										
N-Nitrosodimethylamine (NDMA)	µg/L	NA	NA	NA	NA	NA	NA	NA	NA	NA

TABLE 51 (CONT'D)
HISTORICAL SUMMARY DATA - MONITOING WELL N-5
RIALTO GWTS PERCHLORATE AND VOC REMEDIATION

ANALYTE	UNITS	Feb 2011	May 2011	Aug 2011	Nov 2011	Jan 2012	Aug 2012	Aug 2013	Aug 2014
GENERAL CHEMISTRY									
Alkalinity as CaCO3 (Total)	mg/L	NA	NA	NA	NA	NA	NA	NA	NA
Bicarbonate	mg/L	NA	NA	NA	NA	NA	NA	NA	NA
Chemical Oxygen Demand	mg/L	NA	NA	NA	NA	NA	NA	NA	NA
Chloride	mg/L	NA	NA	NA	NA	NA	NA	NA	NA
Dissolved Hardness as CaCO3	mg/L	NA	NA	NA	NA	NA	NA	NA	NA
Nitrate as N	mg/L	NA	NA	NA	NA	NA	NA	NA	NA
Perchlorate	µg/L	0.61	0.61	0.61	0.27	0.20	0.81	0.81	0.45
Sulfate	mg/L	NA	NA	NA	NA	NA	NA	NA	NA
Total Dissolved Solids	mg/L	NA	NA	NA	NA	NA	NA	NA	NA
FIELD PARAMETERS									
Dissolved Oxygen	mg/L	4.03	8.10	6.65	8.27	6.93	7.63	5.66	10.12
pH	Units	7.06	7.09	7.29	6.77	7.29	6.79	7.67	7.51
Specific Conductance	µmhos/cm	374	374	380	358	374	344	323	368
Temperature	°C	19.22	21.20	21.43	20.72	19.02	24.68	25.04	20.69
Turbidity	NTU	<5	<5	<5	9.4	<5	<5	<5	0.9
METALS									
Barium	µg/L	NA	NA	NA	NA	NA	NA	NA	NA
Calcium (Total)	mg/L	NA	NA	NA	NA	NA	NA	NA	NA
Magnesium (Total)	mg/L	NA	NA	NA	NA	NA	NA	NA	NA
Mercury	µg/L	NA	NA	NA	NA	NA	NA	NA	NA
Molybdenum	µg/L	NA	NA	NA	NA	NA	NA	NA	NA
Potassium	mg/L	NA	NA	NA	NA	NA	NA	NA	NA
Sodium (Total)	mg/L	NA	NA	NA	NA	NA	NA	NA	NA
VOLATILE ORGANIC COMPOUNDS									
1,1-Dichloroethane	µg/L	0.11	0.11	0.11	0.11	0.11	0.11	0.11	0.11
1,1-Dichloroethene	µg/L	0.18	0.18	0.18	**0.21**	0.18	0.18	0.18	0.18
1,1,1-Trichloroethane	µg/L	0.11	0.11	0.11	0.11	0.11	0.11	0.11	0.11
1,2-Dichloropropane	µg/L	0.13	0.13	0.13	0.13	0.13	0.13	0.13	0.13
Acetone	µg/L	4.6	4.6	4.6	4.6	4.6	4.6	4.6	4.6
Bromodichloromethane	µg/L	0.14	0.14	0.14	0.14	0.14	0.14	0.14	0.14
Chloroform	µg/L	0.12	0.12	0.12	0.12	0.12	0.12	0.12	0.12
Dichlorodifluoromethane	µg/L	0.099	0.099	0.099	0.099	0.099	0.099	**0.10**	0.099
Methylene Chloride	µg/L	0.48	0.48	0.48	0.48	0.48	0.48	0.48	0.48
Methyl t-butyl ether (MTBE)	µg/L	0.11	0.11	0.11	0.11	0.11	0.11	**0.14**	0.11
Tetrachloroethene	µg/L	0.13	0.13	0.13	**0.34**[5]	**0.30**	**0.36**	**0.25**	0.13
Total Trihalomethanes	µg/L	NA	NA	NA	NA	NA	NA	NA	NA
Trichloroethene	µg/L	**0.22**	**0.23**	0.51	0.86	0.61	**0.47**	**0.31**	0.085
Trichlorofluoromethane	µg/L	0.13	0.13	0.13	0.13	0.13	0.13	0.13	0.13
TIC: Butylated Hydroxytoluene	µg/L	NR	NR	NR	NR	NR	NR	NR	NR
SEMI-VOLATILE ORGANIC COMPOUNDS (EPA 8270):									
N-Nitrosodimethylamine (NDMA)	µg/L	NA	NA	NA	NA	NA	NA	NA	NA

TABLE 51 (CONT'D)
HISTORICAL SUMMARY DATA - MONITOING WELL N-5
RIALTO GWTS PERCHLORATE AND VOC REMEDIATION

ANALYTE	UNITS	Feb 2015	Jul 2015	MED.	AVG.	STD. DEV.	MIN.	MAX.
GENERAL CHEMISTRY								
Alkalinity as CaCO3 (Total)	mg/L	180	NA	150	160	15.5	150	180
Bicarbonate	mg/L	NA	NA	180	180	0.0	180	180
Chemical Oxygen Demand	mg/L	NA	NA	NC	NC	NC	2.0	12
Chloride	mg/L	5.5	NA	2.30	3.33	1.68	2.2	5.5
Dissolved Hardness as CaCO3	mg/L	170	NA	170	170	0.0	170	170
Nitrate as N	mg/L	2.8	NA	1.69	2.06	0.576	1.68	2.8
Perchlorate	µg/L	1.3	1.3	3.70	8.27	11.6	0.20	38
Sulfate	mg/L	22	NA	18.0	19.0	2.37	17	22
Total Dissolved Solids	mg/L	270	NA	212	217	45.1	170	270
FIELD PARAMETERS								
Dissolved Oxygen	mg/L	7.19	7.55	8.00	8.39	2.53	4.03	14.10
pH	Units	7.19	7.77	7.30	7.28	0.319	6.52	7.77
Specific Conductance	µmhos/cm	1150	377	376	424	188	260	1150
Temperature	°C	20.46	20.74	20.3	20.4	1.92	16	25.04
Turbidity	NTU	0.0	0.0	5.35	4.20	3.74	0.0	9.4
METALS								
Barium	µg/L	20	NA	20.0	20.0	0.0	20	20
Calcium (Total)	mg/L	56	NA	51.0	51.7	3.61	48	56
Magnesium (Total)	mg/L	8.2	NA	7.60	7.73	0.378	7.4	8.2
Mercury	µg/L	**0.055**	NA	NC	NC	NC	**0.055**	**0.055**
Molybdenum	µg/L	**1.4**	NA	NC	NC	NC	**1.4**	**1.4**
Potassium	mg/L	2.5	NA	2.50	2.50	0.0	2.5	2.5
Sodium (Total)	mg/L	9.3	NA	9.95	10.1	0.715	9.3	11
VOLATILE ORGANIC COMPOUNDS								
1,1-Dichloroethane	µg/L	0.11	0.11	0.110	0.108	0.0452	NC	NC
1,1-Dichloroethene	µg/L	0.18	0.18	0.180	0.195	0.153	0.050	0.81
1,1,1-Trichloroethane	µg/L	0.11	0.11	0.110	0.137	0.0594	0.061	**0.24**
1,2-Dichloropropane	µg/L	0.13	0.13	0.130	0.152	0.0816	NC	NC
Acetone	µg/L	4.6	4.6	NC	NC	NC	**1.5**	**1.5**
Bromodichloromethane	µg/L	**0.31**	0.14	NC	NC	NC	0.069	**0.31**
Chloroform	µg/L	1.3	0.12	0.120	0.484	0.848	0.048	3.6
Dichlorodifluoromethane	µg/L	0.099	0.099	0.110	0.199	0.239	0.042	0.96
Methylene Chloride	µg/L	0.48	0.48	NC	NC	NC	0.057	**0.30**
Methyl t-butyl ether (MTBE)	µg/L	**0.12**	0.11	NC	NC	NC	0.11	**0.14**
Tetrachloroethene	µg/L	**0.14**	0.13	0.170	0.950	1.93	0.049	10
Total Trihalomethanes	µg/L	NA	NA	NC	NC	NC	0.70	**1.1**
Trichloroethene	µg/L	**0.14**	**0.15**	0.860	28.1	73.5	0.075	290
Trichlorofluoromethane	µg/L	0.13	0.13	NC	NC	NC	0.050	0.58
TIC: Butylated Hydroxytoluene	µg/L	NR	NR	0.900	0.900	0.0	0.90	0.90
SEMI-VOLATILE ORGANIC COMPOUNDS (EPA 8270):								
N-Nitrosodimethylamine (NDMA)	µg/L	0.0073	0.0073	NC	NC	NC	NC	NC

TABLE 52
HISTORICAL SUMMARY DATA - MONITORING WELL N-6 SHALLOW (4-INCH)
RIALTO GWTS PERCHLORATE AND VOC REMEDIATION

ANALYTE	UNITS	Jun 2003	Jul 2003	Aug 2003	Sep 2003	Oct 2003	May 2004	Jun 2004	Jul 2004	Aug 2004
GENERAL CHEMISTRY										
Alkalinity as CaCO3 (Total)	mg/L	NA	NA	NA	NA	NA	NA	NA	NA	NA
Chloride	mg/L	NA	NA	NA	NA	NA	NA	NA	NA	NA
Dissolved Hardness	mg/L	NA	NA	NA	NA	NA	NA	NA	NA	NA
MBAS	mg/L	NA	NA	NA	NA	NA	NA	NA	NA	NA
Nitrate as N	mg/L	NA	NA	NA	NA	NA	NA	NA	NA	NA
Perchlorate	µg/L	**1.5**	**2.0**	**1.6**	**1.5**	**1.6**	**2.4**	**2.9**	5.7	0.11
Sulfate	mg/L	NA	NA	NA	NA	NA	NA	NA	NA	NA
Total Dissolved Solids	mg/L	NA	NA	NA	NA	NA	NA	NA	NA	NA
FIELD PARAMETERS										
Dissolved Oxygen	mg/L	NA	NA	NA	NA	NA	NA	NA	NA	NA
pH	Units	NA	NA	NA	NA	NA	NA	7.6	7.4	7.4
Specific Conductance	mmhos/cm	NA	NA	NA	NA	NA	NA	NA	NA	NA
Temperature	°C	NA	NA	NA	NA	NA	NA	NA	NA	NA
Turbidity	NTU	NA	NA	NA	NA	NA	NA	NA	NA	NA
METALS										
Barium	mg/L	NA	NA	NA	NA	NA	NA	NA	NA	NA
Calcium (Total)	mg/L	NA	NA	NA	NA	NA	NA	NA	NA	NA
Chromium	mg/L	NA	NA	NA	NA	NA	NA	NA	NA	NA
Magnesium (Total)	mg/L	NA	NA	NA	NA	NA	NA	NA	NA	NA
Molybdenum	mg/L	NA	NA	NA	NA	NA	NA	NA	NA	NA
Potassium	mg/L	NA	NA	NA	NA	NA	NA	NA	NA	NA
Sodium (Total)	mg/L	NA	NA	NA	NA	NA	NA	NA	NA	NA
Vanadium	mg/L	NA	NA	NA	NA	NA	NA	NA	NA	NA
VOLATILE ORGANIC COMPOUNDS										
Bromoform	µg/L	0.18	0.13	0.13	0.22	0.22	0.22	0.22	0.22	0.33
Carbon disulfide	µg/L	0.40	0.40	0.40	0.40	0.40	0.40	0.40	0.40	0.40
Dibromochloromethane	µg/L	0.14	0.098	0.12	0.12	0.12	0.12	0.12	0.12	0.11
Trichloroethene	µg/L	0.51	0.60	0.52	**0.36**	**0.40**	0.59	0.88	1.3	1.6
SEMI-VOLATILE ORGANIC COMPOUNDS (EPA 8270): NA										
ORGANOCHLORINE PESTICIDES (EPA 8081): NA										
CHLORINATED HERBICIDES (EPA 8151): NA										
NDMA (EPA: 8270-C-SIM): NA										

TABLE 52 (CONT'D)
HISTORICAL SUMMARY DATA - MONITORING WELL N-6 SHALLOW (4-INCH)
RIALTO GWTS PERCHLORATE AND VOC REMEDIATION

ANALYTE	UNITS	Sep 2004	Oct 2004	Nov 2004	Dec 2004	Jan 2005	Feb 2005	Jan 2006	Aug 2007	Nov 2007
GENERAL CHEMISTRY										
Alkalinity as CaCO3 (Total)	mg/L	NA	NA	NA	NA	NA	NA	NA	NA	NA
Chloride	mg/L	NA	NA	NA	NA	NA	NA	NA	NA	NA
Dissolved Hardness	mg/L	NA	NA	NA	NA	NA	NA	NA	NA	NA
MBAS	mg/L	NA	NA	NA	NA	NA	NA	NA	NA	NA
Nitrate as N	mg/L	NA	NA	NA	NA	NA	NA	NA	NA	NA
Perchlorate	µg/L	0.11	13	7.4	6.7	6.1	4.8	**1.5**	5.7	8.2
Sulfate	mg/L	NA	NA	NA	NA	NA	NA	NA	NA	NA
Total Dissolved Solids	mg/L	NA	NA	NA	NA	NA	NA	NA	NA	NA
FIELD PARAMETERS										
Dissolved Oxygen	mg/L	NA	NA	NA	NA	NA	NA	NA	NA	NA
pH	Units	7.8	7.9	7.9	7.9	NA	7.3	7.5	7.7	7.6
Specific Conductance	mmhos/cm	370.0	NA	370	NA	NA	370	370	280	240
Temperature	°C	19.1	NA	19.1	NA	NA	17.2	17.3	19.4	18.1
Turbidity	NTU	650	NA	140	NA	NA	>900	24	89.7	113.2
METALS										
Barium	mg/L	NA	NA	NA	NA	NA	NA	NA	NA	NA
Calcium (Total)	mg/L	NA	NA	NA	NA	NA	NA	NA	NA	NA
Chromium	mg/L	NA	NA	NA	NA	NA	NA	NA	NA	NA
Magnesium (Total)	mg/L	NA	NA	NA	NA	NA	NA	NA	NA	NA
Molybdenum	mg/L	NA	NA	NA	NA	NA	NA	NA	NA	NA
Potassium	mg/L	NA	NA	NA	NA	NA	NA	NA	NA	NA
Sodium (Total)	mg/L	NA	NA	NA	NA	NA	NA	NA	NA	NA
Vanadium	mg/L	NA	NA	NA	NA	NA	NA	NA	NA	NA
VOLATILE ORGANIC COMPOUNDS										
Bromoform	µg/L	0.062	0.22	0.050	0.22	0.22	0.20	0.22	0.61[6]	0.22
Carbon disulfide	µg/L	0.40	0.40	0.40	0.40	0.40	0.40	0.40	0.40	0.40
Dibromochloromethane	µg/L	0.12	0.12	0.14	0.12	0.12	0.19	0.12	**0.13**	0.12
Trichloroethene	µg/L	1.7	3.2	2.0	2.3	2.2	1.8	0.80	0.68	0.57
SEMI-VOLATILE ORGANIC COMPOUNDS (EPA 8270): NA										
ORGANOCHLORINE PESTICIDES (EPA 8081): NA										
CHLORINATED HERBICIDES (EPA 8151): NA										
NDMA (EPA: 8270-C-SIM): NA										

TABLE 52 (CONT'D)
HISTORICAL SUMMARY DATA - MONITORING WELL N-6 SHALLOW (4-INCH)
RIALTO GWTS PERCHLORATE AND VOC REMEDIATION

ANALYTE	UNITS	Jan 2008	May 2008	Aug 2008	Nov 2008	Feb 2009	May 2009	Aug 2009	Nov 2009	Feb 2010
GENERAL CHEMISTRY										
Alkalinity as CaCO3 (Total)	mg/L	NA	NA	NA	NA	NA	NA	NA	NA	NA
Chloride	mg/L	NA	NA	NA	NA	NA	NA	NA	NA	NA
Dissolved Hardness	mg/L	NA	NA	NA	NA	NA	NA	NA	NA	NA
MBAS	mg/L	NA	NA	NA	NA	NA	NA	NA	NA	NA
Nitrate as N	mg/L	NA	NA	NA	NA	NA	NA	NA	NA	NA
Perchlorate	µg/L	8.9	11	11	12	13	16	13	13	14
Sulfate	mg/L	NA	NA	NA	NA	NA	NA	NA	NA	NA
Total Dissolved Solids	mg/L	NA	NA	NA	NA	NA	NA	NA	NA	NA
FIELD PARAMETERS										
Dissolved Oxygen	mg/L	NA	NA	NA	NA	NA	4.19	NA	9.43	5.15
pH	Units	7.7	7.7	7.65	7.68	7.76	7.09	7.70	6.61	7.03
Specific Conductance	mmhos/cm	240	308	418	419	408	416	396	448	413
Temperature	°C	16.5	18.3	19.27	17.59	16.89	19.97	19.54	22.90	18.74
Turbidity	NTU	99.2	101.3	98.3	87.6	92.3	136.3	35.3	11.6	12.5
METALS										
Barium	mg/L	NA	NA	NA	NA	NA	NA	NA	NA	NA
Calcium (Total)	mg/L	NA	NA	NA	NA	NA	NA	NA	NA	NA
Chromium	mg/L	NA	NA	NA	NA	NA	NA	NA	NA	NA
Magnesium (Total)	mg/L	NA	NA	NA	NA	NA	NA	NA	NA	NA
Molybdenum	mg/L	NA	NA	NA	NA	NA	NA	NA	NA	NA
Potassium	mg/L	NA	NA	NA	NA	NA	NA	NA	NA	NA
Sodium (Total)	mg/L	NA	NA	NA	NA	NA	NA	NA	NA	NA
Vanadium	mg/L	NA	NA	NA	NA	NA	NA	NA	NA	NA
VOLATILE ORGANIC COMPOUNDS										
Bromoform	µg/L	0.24	0.31	0.24	0.24	0.24	0.24	0.24	0.23	0.23
Carbon disulfide	µg/L	0.40	0.40	0.40	**0.45**[6]	0.40	0.40	0.40	0.35	0.35
Dibromochloromethane	µg/L	0.23	0.23	0.23	0.23	0.23	0.23	0.23	0.077	0.077
Trichloroethene	µg/L	0.78	0.81	0.97	0.89	0.92	0.84	0.88	0.90	0.70
SEMI-VOLATILE ORGANIC COMPOUNDS (EPA 8270): NA										
ORGANOCHLORINE PESTICIDES (EPA 8081): NA										
CHLORINATED HERBICIDES (EPA 8151): NA										
NDMA (EPA: 8270-C-SIM): NA										

TABLE 52 (CONT'D)
HISTORICAL SUMMARY DATA - MONITORING WELL N-6 SHALLOW (4-INCH)
RIALTO GWTS PERCHLORATE AND VOC REMEDIATION

ANALYTE	UNITS	May 2010	Aug 2010	Nov 2010	Feb 2011	May 2011	Aug 2011	Nov 2011	Jan 2012	Aug 2012
GENERAL CHEMISTRY										
Alkalinity as CaCO3 (Total)	mg/L	NA	NA	NA	NA	NA	NA	NA	NA	NA
Chloride	mg/L	NA	NA	NA	NA	NA	NA	NA	NA	NA
Dissolved Hardness	mg/L	NA	NA	NA	NA	NA	NA	NA	NA	NA
MBAS	mg/L	NA	NA	NA	NA	NA	NA	NA	NA	NA
Nitrate as N	mg/L	NA	NA	NA	NA	NA	NA	NA	NA	NA
Perchlorate	µg/L	14	15	11	10	9.1	7.0	5.2	5.2	**3.2**
Sulfate	mg/L	NA	NA	NA	NA	NA	NA	NA	NA	NA
Total Dissolved Solids	mg/L	NA	NA	NA	NA	NA	NA	NA	NA	NA
FIELD PARAMETERS										
Dissolved Oxygen	mg/L	5.64	6.95	NS	NS	6.24	3.96	8.93	10.80	9.00
pH	Units	7.08	6.83	NS	NS	7.43	7.72	6.95	7.40	7.63
Specific Conductance	mmhos/cm	418	407	NS	NS	420	416	402	413	395
Temperature	°C	22.85	21.72	NS	NS	17.22	25.53	19.27	19.44	25.11
Turbidity	NTU	6.8	<5	NS	NS	13.8	<5	10.5	45.1	10.7
METALS										
Barium	mg/L	NA	NA	NA	NA	NA	NA	NA	NA	NA
Calcium (Total)	mg/L	NA	NA	NA	NA	NA	NA	NA	NA	NA
Chromium	mg/L	NA	NA	NA	NA	NA	NA	NA	NA	NA
Magnesium (Total)	mg/L	NA	NA	NA	NA	NA	NA	NA	NA	NA
Molybdenum	mg/L	NA	NA	NA	NA	NA	NA	NA	NA	NA
Potassium	mg/L	NA	NA	NA	NA	NA	NA	NA	NA	NA
Sodium (Total)	mg/L	NA	NA	NA	NA	NA	NA	NA	NA	NA
Vanadium	mg/L	NA	NA	NA	NA	NA	NA	NA	NA	NA
VOLATILE ORGANIC COMPOUNDS										
Bromoform	µg/L	0.23	0.27	0.27	0.27	0.27	0.27	0.27	0.27	0.27
Carbon disulfide	µg/L	0.35	0.38	0.38	0.38	0.38	0.38	0.38	0.38	0.38
Dibromochloromethane	µg/L	0.077	0.13	0.13	0.13	0.13	0.13	0.13	0.13	0.13
Trichloroethene	µg/L	0.55	0.70	0.59	0.73	0.69	0.73	0.66	0.54	**0.36**
SEMI-VOLATILE ORGANIC COMPOUNDS (EPA 8270):NA										
ORGANOCHLORINE PESTICIDES (EPA 8081): NA										
CHLORINATED HERBICIDES (EPA 8151): NA										
NDMA (EPA: 8270-C-SIM): NA										

TABLE 52 (CONT'D)
HISTORICAL SUMMARY DATA - MONITORING WELL N-6 SHALLOW (4-INCH)
RIALTO GWTS PERCHLORATE AND VOC REMEDIATION

ANALYTE	UNITS	Aug 2013	Aug 2014	Feb 2015	Jul 2015	MED.	AVG.	STD. DEV.	MIN.	MAX.
GENERAL CHEMISTRY										
Alkalinity as CaCO3 (Total)	mg/L	NA	NA	160	NA	160	160	0.0	160	160
Chloride	mg/L	NA	NA	7.4	NA	7.40	7.40	0	7.4	7.4
Dissolved Hardness	mg/L	NA	NA	160	NA	160	160	0.0	160	160
MBAS	mg/L	NA	NA	0.015	NA	NC	NC	NC	NC	NC
Nitrate as N	mg/L	NA	NA	8.0	NA	8.00	8.00	0.0	8.0	8.0
Perchlorate	µg/L	**3.0**	8.0	13	9.1	7.20	7.47	4.92	0.11	16
Sulfate	mg/L	NA	NA	16	NA	16.0	16.0	0.0	16	16
Total Dissolved Solids	mg/L	NA	NA	270	NA	270	270	0.0	270	270
FIELD PARAMETERS										
Dissolved Oxygen	mg/L	5.71	6.14	5.68	7.65	6.19	6.89	2.30	3.96	10.80
pH	Units	8.01	8.08	6.81	7.91	7.63	7.50	0.414	6.61	8.08
Specific Conductance	mmhos/cm	394	364	902	375	399	411	150	240	902
Temperature	°C	29.02	24.58	20.54	22.91	19.3	20.5	3.53	16.5	29.02
Turbidity	NTU	70.5	14.7	25.2	19.8	45.1	102	171	1.9	650
METALS										
Barium	mg/L	NA	NA	0.022	NA	0.0220	0.0220	0	0.022	0.022
Calcium (Total)	mg/L	NA	NA	51	NA	51.0	51.0	0.0	51	51
Chromium	mg/L	NA	NA	**0.0015**	NA	NC	NC	NC	**0.0015**	**0.0015**
Magnesium (Total)	mg/L	NA	NA	6.7	NA	6.70	6.70	0.0	6.7	6.7
Molybdenum	mg/L	NA	NA	**0.0021**	NA	NC	NC	NC	**0.0021**	**0.0021**
Potassium	mg/L	NA	NA	2.8	NA	2.80	2.80	0	2.8	2.8
Sodium (Total)	mg/L	NA	NA	11	NA	11.0	11.0	0.0	11	11
Vanadium	mg/L	NA	NA	**0.0024**	NA	NC	NC	NC	**0.0024**	**0.0024**
VOLATILE ORGANIC COMPOUNDS										
Bromoform	µg/L	0.27	0.27	0.27	0.27	NC	NC	NC	NC	NC
Carbon disulfide	µg/L	0.38	0.38	0.38	0.38	NC	NC	NC	NC	NC
Dibromochloromethane	µg/L	0.13	0.13	0.13	0.13	NC	NC	NC	0.077	**0.13**
Trichloroethene	µg/L	**0.40**	1.5	2.0	1.4	0.790	1.02	0.650	**0.36**	3.2
SEMI-VOLATILE ORGANIC COMPOUNDS (EPA 8270): ND										
ORGANOCHLORINE PESTICIDES (EPA 8081): ND										
CHLORINATED HERBICIDES (EPA 8151): ND										
NDMA (EPA: 8270-C-SIM): ND										

TABLE 53
HISTORICAL SUMMARY DATA - MONITORING WELL N-6 DEEP (2-INCH)
RIALTO GWTS PERCHLORATE AND VOC REMEDIATION

ANALYTE	UNITS	Jun 2003	Oct 2004	Nov 2004	Dec 2004	Feb 2005	Jan 2006	Aug 2007	Nov 2007	Jan 2008
GENERAL CHEMISTRY										
Perchlorate	µg/L	0.30	NA	DRY	DRY	DRY	DRY	DRY	DRY	DRY
FIELD PARAMETERS										
Dissolved Oxygen	mg/L	NA	NA	DRY	DRY	DRY	DRY	DRY	DRY	DRY
pH	Units	NA	NA	DRY	DRY	DRY	DRY	DRY	DRY	DRY
Specific Conductance	mmhos/cm	NA	NA	DRY	DRY	DRY	DRY	DRY	DRY	DRY
Temperature	°C	NA	NA	DRY	DRY	DRY	DRY	DRY	DRY	DRY
Turbidity	NTU	NA	NA	DRY	DRY	DRY	DRY	DRY	DRY	DRY
VOLATILE ORGANIC COMPOUNDS										
Methylene Chloride	µg/L	15[5]	NA	DRY	DRY	DRY	DRY	DRY	DRY	DRY
Toluene	µg/L	**0.35**	NA	DRY	DRY	DRY	DRY	DRY	DRY	DRY

TABLE 53 (CONT'D)
HISTORICAL SUMMARY DATA - MONITORING WELL N-6 DEEP (2-INCH)
RIALTO GWTS PERCHLORATE AND VOC REMEDIATION

ANALYTE	UNITS	May 2008	Aug 2008	Nov 2008	Feb 2009	May 2009	Aug 2009	Nov 2009	Feb 2010	May 2010
GENERAL CHEMISTRY										
Perchlorate	µg/L	DRY	DRY	DRY	DRY	DRY	DRY	DRY	DRY	DRY
FIELD PARAMETERS										
Dissolved Oxygen	mg/L	DRY	DRY	DRY	DRY	DRY	DRY	DRY	DRY	DRY
pH	Units	DRY	DRY	DRY	DRY	DRY	DRY	DRY	DRY	DRY
Specific Conductance	mmhos/cm	DRY	DRY	DRY	DRY	DRY	DRY	DRY	DRY	DRY
Temperature	°C	DRY	DRY	DRY	DRY	DRY	DRY	DRY	DRY	DRY
Turbidity	NTU	DRY	DRY	DRY	DRY	DRY	DRY	DRY	DRY	DRY
VOLATILE ORGANIC COMPOUNDS										
Methylene Chloride	µg/L	DRY	DRY	DRY	DRY	DRY	DRY	DRY	DRY	DRY
Toluene	µg/L	DRY	DRY	DRY	DRY	DRY	DRY	DRY	DRY	DRY

TABLE 53 (CONT'D)
HISTORICAL SUMMARY DATA - MONITORING WELL N-6 DEEP (2-INCH)
RIALTO GWTS PERCHLORATE AND VOC REMEDIATION

ANALYTE	UNITS	Aug 2010	Nov 2010	Feb 2011	May 2011	Aug 2011	Nov 2011	Jan 2012
GENERAL CHEMISTRY								
Perchlorate	µg/L	DRY	DRY	DRY	DRY	DRY	DRY	DRY
FIELD PARAMETERS								
Dissolved Oxygen	mg/L	DRY	DRY	DRY	DRY	DRY	DRY	DRY
pH	Units	DRY	DRY	DRY	DRY	DRY	DRY	DRY
Specific Conductance	mmhos/cm	DRY	DRY	DRY	DRY	DRY	DRY	DRY
Temperature	°C	DRY	DRY	DRY	DRY	DRY	DRY	DRY
Turbidity	NTU	DRY	DRY	DRY	DRY	DRY	DRY	DRY
VOLATILE ORGANIC COMPOUNDS								
Methylene Chloride	µg/L	DRY	DRY	DRY	DRY	DRY	DRY	DRY
Toluene	µg/L	DRY	DRY	DRY	DRY	DRY	DRY	DRY

TABLE 53 (CONT'D)
HISTORICAL SUMMARY DATA - MONITORING WELL N-6 DEEP (2-INCH)
RIALTO GWTS PERCHLORATE AND VOC REMEDIATION

ANALYTE	UNITS	Jul 2015	MED.	AVG.	STD. DEV.	MIN.	MAX.
GENERAL CHEMISTRY							
Perchlorate	µg/L	DRY	NC	NC	NC	0.30	NC
FIELD PARAMETERS							
Dissolved Oxygen	mg/L	DRY	NC	NC	NC	NC	NC
pH	Units	DRY	NC	NC	NC	NC	NC
Specific Conductance	mmhos/cm	DRY	NC	NC	NC	NC	NC
Temperature	°C	DRY	NC	NC	NC	NC	NC
Turbidity	NTU	DRY	NC	NC	NC	NC	NC
VOLATILE ORGANIC COMPOUNDS							
Methylene Chloride	µg/L	DRY	NC	NC	NC	NC	NC
Toluene	µg/L	DRY	NC	NC	NC	**0.35**	**0.35**

TABLE 54
HISTORICAL SUMMARY DATA - MONITORING WELL N-7 SHALLOW (4-INCH)
RIALTO GWTS PERCHLORATE AND VOC REMEDIATION

ANALYTE	UNITS	Apr 2003	Jun 2003	Jul 2003	Aug 2003	Sep 2003	Oct 2003	Jun 2004	Jul 2004	Aug 2004
GENERAL CHEMISTRY										
Bicarbonate	mg/L	NA	NA	NA	NA	NA	NA	NA	NA	NA
Carbonate	mg/L	NA	NA	NA	NA	NA	NA	NA	NA	NA
Chloride	mg/L	NA	NA	NA	NA	NA	NA	NA	NA	NA
Hardness as CaCO3	mg/L	NA	NA	NA	NA	NA	NA	NA	NA	NA
Hydroxide	mg/L	NA	NA	NA	NA	NA	NA	NA	NA	NA
MBAS	mg/L	NA	NA	NA	NA	NA	NA	NA	NA	NA
Nitrate as N	mg/L	NA	NA	NA	NA	NA	NA	NA	NA	NA
Perchlorate	µg/L	0.30	0.30	0.30	0.30	0.30	0.30	**1.6**	**2.0**	0.11
Sulfate	mg/L	NA	NA	NA	NA	NA	NA	NA	NA	NA
Total Alkalinity as CaCO3	mg/L	NA	NA	NA	NA	NA	NA	NA	NA	NA
Total Dissolved Solids	mg/L	NA	NA	NA	NA	NA	NA	NA	NA	NA
FIELD PARAMETERS										
Dissolved Oxygen	mg/L	NA	NA	NA	NA	NA	NA	NA	NA	NA
pH	Units	NA	7.8	NA	NA	NA	NA	7.3	7.5	7.4
Specific Conductance	µmhos/cm	NA	320	NA	NA	NA	NA	NA	NA	NA
Temperature	°C	NA	19	NA	NA	NA	NA	NA	NA	NA
Turbidity	NTU	NA	<5	NA	NA	NA	NA	NA	NA	NA
METALS										
Antimony	mg/L	NA	NA	NA	NA	NA	NA	NA	NA	NA
Arsenic	mg/L	NA	NA	NA	NA	NA	NA	NA	NA	NA
Barium	mg/L	NA	NA	NA	NA	NA	NA	NA	NA	NA
Beryllium	mg/L	NA	NA	NA	NA	NA	NA	NA	NA	NA
Cadmium	mg/L	NA	NA	NA	NA	NA	NA	NA	NA	NA
Calcium	mg/L	NA	NA	NA	NA	NA	NA	NA	NA	NA
Chromium	mg/L	NA	NA	NA	NA	NA	NA	NA	NA	NA
Cobalt	mg/L	NA	NA	NA	NA	NA	NA	NA	NA	NA
Copper	mg/L	NA	NA	NA	NA	NA	NA	NA	NA	NA
Iron	mg/L	NA	NA	NA	NA	NA	NA	NA	NA	NA
Lead	mg/L	NA	NA	NA	NA	NA	NA	NA	NA	NA
Magnesium	mg/L	NA	NA	NA	NA	NA	NA	NA	NA	NA
Manganese	mg/L	NA	NA	NA	NA	NA	NA	NA	NA	NA
Mercury	mg/L	NA	NA	NA	NA	NA	NA	NA	NA	NA
Molybdenum	mg/L	NA	NA	NA	NA	NA	NA	NA	NA	NA
Nickel	mg/L	NA	NA	NA	NA	NA	NA	NA	NA	NA
Potassium	mg/L	NA	NA	NA	NA	NA	NA	NA	NA	NA
Selenium	mg/L	NA	NA	NA	NA	NA	NA	NA	NA	NA
Silver	mg/L	NA	NA	NA	NA	NA	NA	NA	NA	NA
Sodium	mg/L	NA	NA	NA	NA	NA	NA	NA	NA	NA
Thallium	mg/L	NA	NA	NA	NA	NA	NA	NA	NA	NA
Vanadium	mg/L	NA	NA	NA	NA	NA	NA	NA	NA	NA
Zinc	mg/L	NA	NA	NA	NA	NA	NA	NA	NA	NA
VOLATILE ORGANIC COMPOUNDS										
1,1-Dichloroethane	µg/L	0.18	0.061	0.099	0.061	0.061	0.061	**0.14**	**0.18**	**0.19**
1,1-Dichloroethene	µg/L	0.17	0.19	0.18	0.054	0.19	0.19	0.19	0.19	0.11
1,2-Dichloroethane	µg/L	0.12	0.12	0.081	0.12	0.12	0.12	0.12	0.12	0.25
1,2-Dichloropropane	µg/L	0.14	0.13	0.062	0.13	0.13	0.13	1.2	1.7	1.7
Benzene	µg/L	0.18	0.035	0.092	0.035	0.060	0.060	0.060	0.12	0.12
Bromodichloromethane	µg/L	0.18	0.087	0.069	0.087	0.087	0.087	0.086	0.12	0.12
Bromoform	µg/L	0.18	0.13	0.13	0.13	0.22	0.22	0.22	0.22	0.33
Chloroform	µg/L	0.16	0.048	0.049	0.048	0.048	0.048	0.19	0.11	0.11
cis-1,2-Dichloroethene	µg/L	0.17	0.070	0.077	0.070	0.12	0.12	0.12	0.19	0.19
Dibromochloromethane	µg/L	0.14	0.12	0.098	0.12	0.12	0.12	0.12	0.12	0.11
Dichlorodifluoromethane	µg/L	0.19	0.042	0.20	0.042	0.042	**0.080**	0.11	0.20	0.20
Hexachlorobutadiene	µg/L	0.16	0.11	NA	0.11	0.11	0.11	0.088	0.23	0.23
Methylene Chloride	µg/L	0.11	0.12	0.057	0.12	0.12	0.12	1.0	0.43	1.2[5]
Tetrachloroethene	µg/L	**0.25**	**0.31**	**0.24**	**0.30**	**0.22**	**0.20**	0.65	0.85	0.73
Trichloroethene	µg/L	0.15	0.092	0.15	0.092	0.092	0.092	**0.49**	0.52	0.52
Trichlorofluoromethane	µg/L	0.21	0.050	0.18	0.050	0.16	0.16	0.16	0.16	0.20
TIC: Dichlorofluoromethane	µg/L	NR	NR	NR	NR	NR	NR	NR	NR	NR
TIC: Butylated Hydroxytoluene	µg/L	NR	NR	NR	NR	NR	NR	NR	NR	NR
TIC: Carbon dioxide	µg/L	NR	NR	NR	NR	NR	NR	NR	NR	NR
TIC: Fluorodichloromethane	µg/L	NR	NR	NR	NR	NR	NR	NR	NR	NR
SEMI-VOLATILE ORGANIC COMPOUNDS										
bis(2-Ethylhexyl)phthalate	µg/L	NA	NA	NA	NA	NA	NA	NA	NA	NA
Isophrone	µg/L	NA	NA	NA	NA	NA	NA	NA	NA	NA
N-Nitrosodimethylamine	µg/L	NA	NA	NA	NA	NA	NA	NA	NA	NA
ORGANOCHLORINE PESTICIDES AND PCBs (EPA 8081): ND										
ORGANO-PHOSPHORUS PESTICIDES (EPA 8141): ND										
EXPLOSIVE RESIDUES (EPA 8330): NA										
CHLORINATED HERBICIDES (EPA 8151): ND										

TABLE 54 (CONT'D)
HISTORICAL SUMMARY DATA - MONITORING WELL N-7 SHALLOW (4-INCH)
RIALTO GWTS PERCHLORATE AND VOC REMEDIATION

ANALYTE	UNITS	Sep 2004	Oct 2004	Nov 2004	Dec 2004	Jan 2005	Mar 2005	Jan 2006	May 2006	Oct 2006
GENERAL CHEMISTRY										
Bicarbonate	mg/L	NA	NA	NA	NA	NA	NA	NA	NA	NA
Carbonate	mg/L	NA	NA	NA	NA	NA	NA	NA	NA	NA
Chloride	mg/L	NA	NA	NA	NA	NA	NA	NA	NA	NA
Hardness as CaCO3	mg/L	NA	NA	NA	NA	NA	NA	NA	NA	NA
Hydroxide	mg/L	NA	NA	NA	NA	NA	NA	NA	NA	NA
MBAS	mg/L	NA	NA	NA	NA	NA	NA	NA	NA	NA
Nitrate as N	mg/L	NA	NA	NA	NA	NA	NA	NA	NA	NA
Perchlorate	µg/L	**1.3**	**3.6**	**3.5**	**2.4**	**2.3**	**2.5**	**0.92**	52[7]	6.2
Sulfate	mg/L	NA	NA	NA	NA	NA	NA	NA	NA	NA
Total Alkalinity as CaCO3	mg/L	NA	NA	NA	NA	NA	NA	NA	NA	NA
Total Dissolved Solids	mg/L	NA	NA	NA	NA	NA	NA	NA	NA	NA
FIELD PARAMETERS										
Dissolved Oxygen	mg/L	NA	NA	NA	NA	NA	NA	NA	NA	NA
pH	Units	7.7	7.7	7.9	7.7	NA	NA	7.9	7.9[7]	6.9
Specific Conductance	µmhos/cm	360	NA	350	NA	NA	NA	270	280[7]	400
Temperature	°C	18.9	NA	18.1	NA	NA	NA	19.9	20.0[7]	20.3
Turbidity	NTU	280	NA	182	NA	NA	NA	500	>900[7]	147
METALS										
Antimony	mg/L	NA	NA	NA	NA	NA	NA	NA	NA	NA
Arsenic	mg/L	NA	NA	NA	NA	NA	NA	NA	NA	NA
Barium	mg/L	NA	NA	NA	NA	NA	NA	NA	NA	NA
Beryllium	mg/L	NA	NA	NA	NA	NA	NA	NA	NA	NA
Cadmium	mg/L	NA	NA	NA	NA	NA	NA	NA	NA	NA
Calcium	mg/L	NA	NA	NA	NA	NA	NA	NA	NA	NA
Chromium	mg/L	NA	NA	NA	NA	NA	NA	NA	NA	NA
Cobalt	mg/L	NA	NA	NA	NA	NA	NA	NA	NA	NA
Copper	mg/L	NA	NA	NA	NA	NA	NA	NA	NA	NA
Iron	mg/L	NA	NA	NA	NA	NA	NA	NA	NA	NA
Lead	mg/L	NA	NA	NA	NA	NA	NA	NA	NA	NA
Magnesium	mg/L	NA	NA	NA	NA	NA	NA	NA	NA	NA
Manganese	mg/L	NA	NA	NA	NA	NA	NA	NA	NA	NA
Mercury	mg/L	NA	NA	NA	NA	NA	NA	NA	NA	NA
Molybdenum	mg/L	NA	NA	NA	NA	NA	NA	NA	NA	NA
Nickel	mg/L	NA	NA	NA	NA	NA	NA	NA	NA	NA
Potassium	mg/L	NA	NA	NA	NA	NA	NA	NA	NA	NA
Selenium	mg/L	NA	NA	NA	NA	NA	NA	NA	NA	NA
Silver	mg/L	NA	NA	NA	NA	NA	NA	NA	NA	NA
Sodium	mg/L	NA	NA	NA	NA	NA	NA	NA	NA	NA
Thallium	mg/L	NA	NA	NA	NA	NA	NA	NA	NA	NA
Vanadium	mg/L	NA	NA	NA	NA	NA	NA	NA	NA	NA
Zinc	mg/L	NA	NA	NA	NA	NA	NA	NA	NA	NA
VOLATILE ORGANIC COMPOUNDS										
1,1-Dichloroethane	µg/L	**0.16**	**0.19**	**0.21**	**0.17**	**0.23**	**0.20**	0.17	0.13[7]	**0.44**
1,1-Dichloroethene	µg/L	0.054	0.19	0.050	0.19	0.19	0.19	0.19	**0.30**[6,7]	0.14
1,2-Dichloroethane	µg/L	0.086	**0.090**	0.060	0.060	0.060	0.21	0.25	0.25[7]	0.15
1,2-Dichloropropane	µg/L	1.6	1.7	1.7	1.6	2.0	1.4	0.15	**0.47**[7]	1.0
Benzene	µg/L	0.060	0.13	0.057	0.13	**0.15**	0.17	0.12	0.12[7]	0.14
Bromodichloromethane	µg/L	0.086	0.092	0.092	0.092	0.092	0.18	0.18	0.12[7]	0.11
Bromoform	µg/L	0.062	0.22	0.050	0.22	0.22	0.22	0.22	0.22[7]	0.22
Chloroform	µg/L	0.19	0.050	0.050	0.050	0.050	0.19	0.19	**0.16**[5,7]	0.076
cis-1,2-Dichloroethene	µg/L	0.12	0.070	0.070	**0.11**	**0.13**	NA	NA	0.19[7]	0.20
Dibromochloromethane	µg/L	0.12	0.12	0.14	0.12	0.12	0.12	0.12	0.12[7]	0.12
Dichlorodifluoromethane	µg/L	0.11	0.11	0.11	0.11	0.11	NA	NA	0.20[7]	0.17
Hexachlorobutadiene	µg/L	0.088	0.12	0.12	0.12	0.12	NA	NA	0.23[7]	0.28
Methylene Chloride	µg/L	1.1	1.0[5]	**0.79**[5]	**0.69**	**0.79**[5]	0.94	0.94	0.44[7]	0.99[5]
Tetrachloroethene	µg/L	0.82	0.84	0.82	0.71	1.0	0.86	0.16	**0.33**[7]	0.93
Trichloroethene	µg/L	**0.45**	**0.39**	**0.45**	**0.46**	0.55	**0.45**	0.18	2.8[7]	**0.18**
Trichlorofluoromethane	µg/L	0.060	0.16	0.060	0.16	0.16	0.16	0.16	0.16[7]	**0.16**
TIC: Dichlorofluoromethane	µg/L	NR	NR	NR	NR	NR	NR	NR	NR	NR
TIC: Butylated Hydroxytoluene	µg/L	NR	NR	NR	NR	NR	NR	NR	NR	NR
TIC: Carbon dioxide	µg/L	NR	NR	NR	NR	NR	NR	NR	NR	NR
TIC: Fluorodichloromethane	µg/L	NR	NR	NR	NR	NR	NR	NR	NR	NR
SEMI-VOLATILE ORGANIC COMPOUNDS										
bis(2-Ethylhexyl)phthalate	µg/L	NA	NA	NA	NA	NA	NA	NA	NA	NA
Isophrone	µg/L	NA	NA	NA	NA	NA	NA	NA	NA	NA
N-Nitrosodimethylamine	µg/L	NA	NA	NA	NA	NA	NA	NA	NA	NA
ORGANOCHLORINE PESTICIDES AND PCBs (EPA 8081): ND										
ORGANO-PHOSPHORUS PESTICIDES (EPA 8141): ND										
EXPLOSIVE RESIDUES (EPA 8330): NA										
CHLORINATED HERBICIDES (EPA 8151): ND										

TABLE 54 (CONT'D)
HISTORICAL SUMMARY DATA - MONITORING WELL N-7 SHALLOW (4-INCH)
RIALTO GWTS PERCHLORATE AND VOC REMEDIATION

ANALYTE	UNITS	Nov 2006	Feb 2007	May 2007	Aug 2007	Nov 2007	Jan 2008	May 2008	Aug 2008	Nov 2008
GENERAL CHEMISTRY										
Bicarbonate	mg/L	180	NA	NA	NA	200	NA	NA	NA	NA
Carbonate	mg/L	6.3[6]	NA	NA	NA	1.5	NA	NA	NA	NA
Chloride	mg/L	5.4	NA	NA	NA	6.2	NA	NA	NA	NA
Hardness as CaCO3	mg/L	170	NA	NA	NA	170	NA	NA	NA	NA
Hydroxide	mg/L	0.81	NA	NA	NA	0.81	NA	NA	NA	NA
MBAS	mg/L	0.078	NA	NA	NA	0.039	NA	NA	NA	NA
Nitrate as N	mg/L	3.3	NA	NA	NA	3.7	NA	NA	NA	NA
Perchlorate	µg/L	5.9	**3.7**	8.1	4.4	**2.9**	**3.0**	**3.9**	8.0	13
Sulfate	mg/L	11	NA	NA	NA	13	NA	NA	NA	NA
Total Alkalinity as CaCO3	mg/L	150	NA	NA	NA	160	NA	NA	NA	NA
Total Dissolved Solids	mg/L	220	NA	NA	NA	270	NA	NA	NA	NA
FIELD PARAMETERS										
Dissolved Oxygen	mg/L	9.7	NA	NA	NA	NA	NA	NA	NA	NA
pH	Units	7.6	7.2	8.2	6.3	7.7	7.7	7.9	7.06	7.04
Specific Conductance	µmhos/cm	330	310	210	420	230	210	265	367	378
Temperature	°C	18.5	15.9	18.8	21.3	18.4	15.7	18.6	18.63	17.59
Turbidity	NTU	500	151.1	148.7	250.0	279.6	283.6	200.4	119.0	128.0
METALS										
Antimony	mg/L	**0.038**[6]	NA	NA	NA	0.014	NA	NA	NA	NA
Arsenic	mg/L	0.018	NA	NA	NA	0.020	NA	NA	NA	NA
Barium	mg/L	0.020	NA	NA	NA	0.020	NA	NA	NA	NA
Beryllium	mg/L	0.0015	NA	NA	NA	0.00037	NA	NA	NA	NA
Cadmium	mg/L	0.0032	NA	NA	NA	0.0040	NA	NA	NA	NA
Calcium	mg/L	55	NA	NA	NA	55	NA	NA	NA	NA
Chromium	mg/L	0.0014	NA	NA	NA	0.0012	NA	NA	NA	NA
Cobalt	mg/L	0.0014	NA	NA	NA	0.0032	NA	NA	NA	NA
Copper	mg/L	0.0020	NA	NA	NA	0.0018	NA	NA	NA	NA
Iron	mg/L	0.019	NA	NA	NA	0.028	NA	NA	NA	NA
Lead	mg/L	0.0065	NA	NA	NA	0.0041	NA	NA	NA	NA
Magnesium	mg/L	7.9	NA	NA	NA	8.3	NA	NA	NA	NA
Manganese	mg/L	0.0053	NA	NA	NA	0.0037	NA	NA	NA	NA
Mercury	mg/L	0.000026	NA	NA	NA	0.000022	NA	NA	NA	NA
Molybdenum	mg/L	**0.0060**	NA	NA	NA	**0.0066**	NA	NA	NA	NA
Nickel	mg/L	0.0067	NA	NA	NA	0.0018	NA	NA	NA	NA
Potassium	mg/L	2.8	NA	NA	NA	2.9	NA	NA	NA	NA
Selenium	mg/L	**0.071**	NA	NA	NA	**0.016**	NA	NA	NA	NA
Silver	mg/L	0.0020	NA	NA	NA	0.0019	NA	NA	NA	NA
Sodium	mg/L	10	NA	NA	NA	11	NA	NA	NA	NA
Thallium	mg/L	0.016	NA	NA	NA	0.024	NA	NA	NA	NA
Vanadium	mg/L	0.0045	NA	NA	NA	0.0023	NA	NA	NA	NA
Zinc	mg/L	0.077	NA	NA	NA	0.0061	NA	NA	NA	NA
VOLATILE ORGANIC COMPOUNDS										
1,1-Dichloroethane	µg/L	0.61	**0.31**	1.7	1.1	0.75	1.1	1.1	2.9	3.9
1,1-Dichloroethene	µg/L	0.15	0.15	0.12	0.12	0.12	0.29	0.29	0.23	0.23
1,2-Dichloroethane	µg/L	0.15	0.15	0.13	0.098	0.098	0.24	0.24	0.24	0.24
1,2-Dichloropropane	µg/L	1.7	1.2	8.3	4.7	1.6	4.2	4.1	13	19
Benzene	µg/L	0.14	0.14	0.14	0.12	0.12	0.32	0.32	0.18	0.18
Bromodichloromethane	µg/L	0.11	0.11	0.13	0.13	0.13	0.30	0.30	0.30	0.30
Bromoform	µg/L	0.22	0.22	0.22	1.2[6]	0.22	0.31	0.31	0.24	0.24
Chloroform	µg/L	0.076	0.076	**0.16**[5]	0.098	**0.13**	0.24	0.24	**0.28**	0.23
cis-1,2-Dichloroethene	µg/L	0.20	0.20	0.13	0.11	**0.41**	0.32	0.32	0.32	0.32
Dibromochloromethane	µg/L	0.12	0.12	0.12	**0.42**	0.12	0.23	0.23	0.23	0.23
Dichlorodifluoromethane	µg/L	0.56	**0.45**	1.2	1.4	1.4	1.3	1.2	3.3	1.6
Hexachlorobutadiene	µg/L	0.28	0.28	0.28	0.31	0.31	0.44	0.44	0.26	0.26
Methylene Chloride	µg/L	1.7	**0.46**	1.2	0.16	0.16	0.27	0.27	0.27	0.27
Tetrachloroethene	µg/L	1.6	0.65	3.3	3.2	3.2	3.7	4.6	8.5	9.4
Trichloroethene	µg/L	**0.27**	0.18	0.62	**0.44**	0.51	0.76	0.61	1.4	1.3
Trichlorofluoromethane	µg/L	**0.29**	**0.15**	**0.35**	**0.37**	**0.38**	0.51	0.44	0.57	**0.40**
TIC: Dichlorofluoromethane	µg/L	NR	NR	NR	1.6	NR	NR	0.56	1.1	NR
TIC: Butylated Hydroxytoluene	µg/L	NR	NR	NR	NR	NR	0.99	NR	NR	NR
TIC: Carbon dioxide	µg/L	NR	NR	NR	NR	NR	0.99	NR	NR	NR
TIC: Fluorodichloromethane	µg/L	NR	NR	NR	NR	NR	0.99	NR	NR	NR
SEMI-VOLATILE ORGANIC COMPOUNDS										
bis(2-Ethylhexyl)phthalate	µg/L	NA	NA	NA	NA	0.040	NA	NA	NA	NA
Isophrone	µg/L	NA	NA	NA	NA	0.40	NA	NA	NA	NA
N-Nitrosodimethylamine	µg/L	NA	NA	NA	NA	0.040	NA	NA	NA	NA
ORGANOCHLORINE PESTICIDES AND PCBs (EPA 8081): ND										
ORGANO-PHOSPHORUS PESTICIDES (EPA 8141): ND										
EXPLOSIVE RESIDUES (EPA 8330): NA										
CHLORINATED HERBICIDES (EPA 8151): ND										

TABLE 54 (CONT'D)
HISTORICAL SUMMARY DATA - MONITORING WELL N-7 SHALLOW (4-INCH)
RIALTO GWTS PERCHLORATE AND VOC REMEDIATION

ANALYTE	UNITS	Feb 2009	May 2009	Aug 2009	Nov 2009	Feb 2010	May 2010	Aug 2010	Nov 2010	Feb 2011
GENERAL CHEMISTRY										
Bicarbonate	mg/L	240	NA	NA	260	NA	NA	NA	NA	NA
Carbonate	mg/L	2.5	NA	NA	2.5	NA	NA	NA	NA	NA
Chloride	mg/L	6.2	NA	NA	6.3	NA	NA	NA	8.0	NA
Hardness as CaCO3	mg/L	210	NA	NA	240	NA	NA	NA	300	NA
Hydroxide	mg/L	1.4	NA	NA	1.4	NA	NA	NA	1.4	NA
MBAS	mg/L	0.039	NA	NA	NA	NA	NA	NA	0.039	NA
Nitrate as N	mg/L	5.3	NA	NA	5.5	NA	NA	NA	4.7	NA
Perchlorate	µg/L	22	29	33	31	29	6.0	9.1	30	11
Sulfate	mg/L	12	NA	NA	15	NA	NA	NA	22	NA
Total Alkalinity as CaCO3	mg/L	190	NA	NA	210	NA	NA	NA	250	NA
Total Dissolved Solids	mg/L	280	NA	NA	320	NA	NA	NA	350	NA
FIELD PARAMETERS										
Dissolved Oxygen	mg/L	NA	NA	NA	6.96	4.92	4.51	6.26	4.33	6.39
pH	Units	7.2	7.88	6.96	7.71	7.06	6.71	6.42	7.41	7.72
Specific Conductance	µmhos/cm	516	476	444	490	521	485	656	595	489
Temperature	°C	18.5	18.42	23.25	19.40	18.07	19.11	20.49	18.50	16.22
Turbidity	NTU	150.0	146	89.0	143	5.8	<5	<5	<5	<5
METALS										
Antimony	mg/L	0.0099	NA	NA	0.034	NA	NA	NA	0.010	NA
Arsenic	mg/L	**0.027**[6]	NA	NA	0.019	NA	NA	NA	0.0075	NA
Barium	mg/L	0.019[5]	NA	NA	0.029	NA	NA	NA	0.038	NA
Beryllium	mg/L	0.00061	NA	NA	0.0011	NA	NA	NA	0.0010	NA
Cadmium	mg/L	0.00090	NA	NA	0.00060	NA	NA	NA	0.0010	NA
Calcium	mg/L	68	NA	NA	75	NA	NA	NA	96	NA
Chromium	mg/L	0.00092	NA	NA	0.00086	NA	NA	NA	**0.0026**	NA
Cobalt	mg/L	0.0043	NA	NA	0.0037	NA	NA	NA	0.0050	NA
Copper	mg/L	**0.0019**	NA	NA	0.0015	NA	NA	NA	0.0023	NA
Iron	mg/L	0.0072	NA	NA	0.0093	NA	NA	NA	NA	NA
Lead	mg/L	0.012	NA	NA	0.012	NA	NA	NA	0.0050	NA
Magnesium	mg/L	10	NA	NA	12	NA	NA	NA	14	NA
Manganese	mg/L	**0.00074**[5]	NA	NA	0.0025	NA	NA	NA	NA	NA
Mercury	mg/L	0.000016	NA	NA	**0.000042**	NA	NA	NA	0.000017	NA
Molybdenum	mg/L	**0.015**[5]	NA	NA	0.0050	NA	NA	NA	**0.011**	NA
Nickel	mg/L	0.0019	NA	NA	0.0015	NA	NA	NA	0.0012	NA
Potassium	mg/L	3.0	NA	NA	3.3	NA	NA	NA	NA	NA
Selenium	mg/L	0.012	NA	NA	0.025	NA	NA	NA	0.011	NA
Silver	mg/L	0.0025	NA	NA	0.0018	NA	NA	NA	0.0011	NA
Sodium	mg/L	12	NA	NA	12	NA	NA	NA	NA	NA
Thallium	mg/L	0.016	NA	NA	0.021	NA	NA	NA	0.015	NA
Vanadium	mg/L	**0.0025**	NA	NA	**0.0021**	NA	NA	NA	**0.0018**	NA
Zinc	mg/L	0.0032	NA	NA	**0.0062**[6]	NA	NA	NA	0.0059	NA
VOLATILE ORGANIC COMPOUNDS										
1,1-Dichloroethane	µg/L	4.3	3.0	3.7	3.5	2.6	1.9[1]	3.7	1.5	1.3
1,1-Dichloroethene	µg/L	0.23	0.23	0.16	0.12	0.12	0.12	0.18	0.18	0.18
1,2-Dichloroethane	µg/L	0.24	0.24	0.24	0.14	0.14	0.14	0.17	0.17	0.17
1,2-Dichloropropane	µg/L	22	15	19	14	14	7.3[1]	17	6.9	3.4
Benzene	µg/L	0.18	0.18	0.18	0.086	0.086	0.086	0.083	0.083	0.083
Bromodichloromethane	µg/L	0.30	0.30	0.30	0.12	0.12	0.12	0.14	0.14	0.14
Bromoform	µg/L	0.24	0.24	0.24	0.23	0.23	0.23	0.27	0.27	0.27
Chloroform	µg/L	0.50	**0.26**	**0.35**	0.072	**0.26**	0.072	**0.27**	0.12	**0.13**
cis-1,2-Dichloroethene	µg/L	0.58	0.32	**0.32**	0.52	**0.35**	0.11	0.085	**0.29**	**0.31**
Dibromochloromethane	µg/L	0.23	0.23	0.23	0.077	0.077	0.077	0.13	0.13	0.13
Dichlorodifluoromethane	µg/L	1.4	0.22	1.1	0.81	0.76	0.11	1.2	1.1	0.97
Hexachlorobutadiene	µg/L	0.26	0.26	0.26	0.12	0.12	0.12	0.17	0.17	0.17
Methylene Chloride	µg/L	0.27	0.27	0.28	0.28	0.28	0.28	0.48	0.48	0.48
Tetrachloroethene	µg/L	14	9.4	9.4	10	11	6.0	14	6.9	6.3
Trichloroethene	µg/L	2.2	1.2	1.5	1.5	1.3	0.72	1.4	0.71	0.72
Trichlorofluoromethane	µg/L	**0.46**	**0.34**	**0.47**	**0.42**	**0.47**	**0.36**	1.3[6]	0.80	0.74
TIC: Dichlorofluoromethane	µg/L	NR	1.1	NR	0.15	NR	NR	NR	NR	NR
TIC: Butylated Hydroxytoluene	µg/L	NR	NR	NR	NR	NR	NR	NR	NR	NR
TIC: Carbon dioxide	µg/L	360	NR	NR	NR	NR	NR	NR	NR	NR
TIC: Fluorodichloromethane	µg/L	110	NR	NR	NR	NR	NR	1.1	NR	NR
SEMI-VOLATILE ORGANIC COMPOUNDS										
bis(2-Ethylhexyl)phthalate	µg/L	**2.6**[5]	NA	NA	1.8	NA	NA	NA	3.0	NA
Isophrone	µg/L	0.40	NA	NA	7.3[6]	NA	NA	NA	0.31	NA
N-Nitrosodimethylamine	µg/L	0.00058	NA	NA	0.00058	NA	NA	NA	0.0030	NA
ORGANOCHLORINE PESTICIDES AND PCBs (EPA 8081): ND										
ORGANO-PHOSPHORUS PESTICIDES (EPA 8141): ND										
EXPLOSIVE RESIDUES (EPA 8330): NA										
CHLORINATED HERBICIDES (EPA 8151): ND										

TABLE 54 (CONT'D)
HISTORICAL SUMMARY DATA - MONITORING WELL N-7 SHALLOW (4-INCH)
RIALTO GWTS PERCHLORATE AND VOC REMEDIATION

ANALYTE	UNITS	May 2011	Aug 2011	Nov 2011	Jan 2012	Aug 2012	Mar 2013	Aug 2013	Aug 2014
GENERAL CHEMISTRY									
Bicarbonate	mg/L	NA	NA	NA	NA	NA	NA	NA	NA
Carbonate	mg/L	NA	NA	NA	NA	NA	NA	NA	NA
Chloride	mg/L	NA	NA	NA	NA	7.5	NA	11[6]	12[6]
Hardness as CaCO3	mg/L	NA	NA	NA	NA	210	NA	210	240
Hydroxide	mg/L	NA	NA	NA	NA	1.4	NA	1.4	1.4
MBAS	mg/L	NA	NA	NA	NA	0.039	NA	0.039	0.015
Nitrate as N	mg/L	NA	NA	NA	NA	3.8	NA	4.4	4.5
Perchlorate	µg/L	**3.0**	17	16	11	9.1	**1.8**	**3.1**	0.45
Sulfate	mg/L	NA	NA	NA	NA	16	NA	17	17
Total Alkalinity as CaCO3	mg/L	NA	NA	NA	NA	190	NA	180	190
Total Dissolved Solids	mg/L	NA	NA	NA	NA	270	NA	260	230
FIELD PARAMETERS									
Dissolved Oxygen	mg/L	5.27	7.42	7.86	5.62	8.24	6.17	5.39	6.59
pH	Units	6.94	7.78	7.22	7.37	6.71	6.58	7.44	7.59
Specific Conductance	µmhos/cm	649	654	543	613	325	458	387	417
Temperature	°C	19.14	27.85	18.48	18.61	25.14	18.99	20.81	24.45
Turbidity	NTU	8.5	<5	13.3	<5	<5	<5	<5	0.0
METALS									
Antimony	mg/L	NA	NA	NA	NA	**0.016**	NA	0.0049	**0.018**
Arsenic	mg/L	NA	NA	NA	NA	0.0075	NA	0.0075	0.0092
Barium	mg/L	NA	NA	NA	NA	0.024	NA	0.027	0.034
Beryllium	mg/L	NA	NA	NA	NA	0.0010	NA	0.0010	0.0050
Cadmium	mg/L	NA	NA	NA	NA	0.0010	NA	0.0010	0.0011
Calcium	mg/L	NA	NA	NA	NA	66	NA	69	78
Chromium	mg/L	NA	NA	NA	NA	**0.0015**	NA	0.0010	**0.0017**
Cobalt	mg/L	NA	NA	NA	NA	0.0050	NA	0.0050	**0.0014**
Copper	mg/L	NA	NA	NA	NA	0.0023	NA	0.0023	**0.0016**
Iron	mg/L	NA	NA	NA	NA	NA	NA	NA	NA
Lead	mg/L	NA	NA	NA	NA	**0.0050**	NA	0.0035	0.0035
Magnesium	mg/L	NA	NA	NA	NA	10	NA	9.6	12
Manganese	mg/L	NA	NA	NA	NA	NA	NA	NA	NA
Mercury	mg/L	NA	NA	NA	NA	0.000030	NA	**0.00005**	0.000033
Molybdenum	mg/L	NA	NA	NA	NA	**0.0077**	NA	0.0014	**0.018**
Nickel	mg/L	NA	NA	NA	NA	0.0012	NA	0.0012	0.0024
Potassium	mg/L	NA	NA	NA	NA	3.0	NA	3.0	3.1
Selenium	mg/L	NA	NA	NA	NA	0.011	NA	0.011	**0.036**
Silver	mg/L	NA	NA	NA	NA	0.0011	NA	0.0011	0.0012
Sodium	mg/L	NA	NA	NA	NA	12	NA	12	11
Thallium	mg/L	NA	NA	NA	NA	0.015	NA	0.015	0.010
Vanadium	mg/L	NA	NA	NA	NA	**0.0023**	NA	0.0022	**0.0036**
Zinc	mg/L	NA	NA	NA	NA	0.0059	NA	0.0059	0.0050
VOLATILE ORGANIC COMPOUNDS									
1,1-Dichloroethane	µg/L	3.0	2.1	1.5	1.2	1.6	1.6	1.9	0.74
1,1-Dichloroethene	µg/L	0.18	0.18	0.18	0.18	0.18	0.18	0.18	0.18
1,2-Dichloroethane	µg/L	0.17	0.17	0.17	0.17	0.17	0.17	0.17	0.17
1,2-Dichloropropane	µg/L	15	12	5.2	5.4	2.4	0.98	1.4	**0.45**
Benzene	µg/L	0.083	0.083	0.083	0.083	0.083	0.083	0.083	0.083
Bromodichloromethane	µg/L	0.14	0.14	0.14	0.14	0.14	0.14	0.14	0.14
Bromoform	µg/L	0.27	0.27	0.27	0.27	0.27	0.27	0.27	0.27
Chloroform	µg/L	**0.23**	0.12	**0.12**[5]	0.12	0.12	0.12	**0.21**	0.12
cis-1,2-Dichloroethene	µg/L	0.085	0.085	**0.15**	0.085	**0.22**	**0.39**	0.67	0.085
Dibromochloromethane	µg/L	0.13	0.13	0.13	0.13	0.13	0.13	0.13	0.13
Dichlorodifluoromethane	µg/L	2.0	2.3	1.5	1.2	2.5	3.0	3.4	1.5
Hexachlorobutadiene	µg/L	0.17	0.17	0.17	0.17	0.17	0.17	0.17	0.17
Methylene Chloride	µg/L	0.48	0.48	0.48	0.48	0.48	0.48	0.48	0.48
Tetrachloroethene	µg/L	12	11	9.6	7.7	8.0	5.3	8.3	8.5
Trichloroethene	µg/L	1.3	1.1	0.90	0.68	0.91	0.97	1.2	1.4
Trichlorofluoromethane	µg/L	1.5	1.6	1.3	1.0	1.4	1.4	1.3	0.84
TIC: Dichlorofluoromethane	µg/L	1.2	3.5	NR	180.0	3.5	2.2	1.6	NR
TIC: Butylated Hydroxytoluene	µg/L	NR	NR	NR	NR	NR	NR	NR	NR
TIC: Carbon dioxide	µg/L	NR	NR	NR	NR	NR	NR	NR	NR
TIC: Fluorodichloromethane	µg/L	NR	NR	NR	NR	NR	NR	NR	NR
SEMI-VOLATILE ORGANIC COMPOUNDS									
bis(2-Ethylhexyl)phthalate	µg/L	NA	NA	NA	NA	3.0	NS	3.0	3.0
Isophrone	µg/L	NA	NA	NA	NA	0.31	NS	0.31	0.31
N-Nitrosodimethylamine	µg/L	NA	NA	NA	NA	0.61	NS	0.61	0.61
ORGANOCHLORINE PESTICIDES AND PCBs (EPA 8081): ND									
ORGANO-PHOSPHORUS PESTICIDES (EPA 8141): ND									
EXPLOSIVE RESIDUES (EPA 8330): NA									
CHLORINATED HERBICIDES (EPA 8151): ND									

TABLE 54 (CONT'D)
HISTORICAL SUMMARY DATA - MONITORING WELL N-7 SHALLOW (4-INCH)
RIALTO GWTS PERCHLORATE AND VOC REMEDIATION

ANALYTE	UNITS	Feb 2015	Jul 2015	MED.	AVG.	STD. DEV.	MIN.	MAX.
GENERAL CHEMISTRY								
Bicarbonate	mg/L	NA	NA	220	220	37.9	180	260
Carbonate	mg/L	NA	NA	NC	NC	NC	NC	NC
Chloride	mg/L	8.7	NA	6.30	6.44	2.36	1	8.7
Hardness as CaCO3	mg/L	220	NA	210	222	46.2	170	300
Hydroxide	mg/L	1.4	NA	NC	NC	NC	NC	NC
MBAS	mg/L	**0.015**	NA	NC	NC	NC	**0.015**	**0.015**
Nitrate as N	mg/L	4.1	NA	4.40	4.37	0.817	3.3	5.5
Perchlorate	µg/L	1.3	6.4	3.60	7.82	9.41	0.11	33
Sulfate	mg/L	19	NA	16.0	15.9	3.99	11	22
Total Alkalinity as CaCO3	mg/L	190	NA	190	192	34.3	150	250
Total Dissolved Solids	mg/L	280	NA	270	277	46.5	220	350
FIELD PARAMETERS								
Dissolved Oxygen	mg/L	6.63	6.89	6.39	6.48	1.60	4.33	9.7
pH	Units	6.55	7.96	7.43	7.36	0.516	6.3	8.2
Specific Conductance	µmhos/cm	1320	364	417	467	248	210	1320
Temperature	°C	20.11	25.41	18.9	19.8	3.06	15.7	27.85
Turbidity	NTU	16.9	10.2	147	170	154	0.0	500
METALS								
Antimony	mg/L	0.0049	NA	NC	NC	NC	0.0049	**0.038**
Arsenic	mg/L	0.0092	NA	NC	NC	NC	NC	NC
Barium	mg/L	0.025	NA	0.0260	0.0275	0.00709	0.020	0.038
Beryllium	mg/L	0.0050	NA	NC	NC	NC	NC	NC
Cadmium	mg/L	0.0011	NA	NC	NC	NC	NC	NC
Calcium	mg/L	70	NA	69.0	71.2	14.6	55	96
Chromium	mg/L	0.0010	NA	NC	NC	NC	0.00086	**0.0026**
Cobalt	mg/L	0.0011	NA	NC	NC	NC	0.0011	**0.0014**
Copper	mg/L	0.0010	NA	NC	NC	NC	0.0010	**0.0019**
Iron	mg/L	NA	NA	NC	NC	NC	NC	NC
Lead	mg/L	0.0035	NA	NC	NC	NC	0.0035	**0.0050**
Magnesium	mg/L	10	NA	10.0	10.5	2.21	7.9	14
Manganese	mg/L	NA	NA	NC	NC	NC	NC	NC
Mercury	mg/L	0.000033	NA	NC	NC	NC	0.000016	**0.00005**
Molybdenum	mg/L	**0.0015**	NA	NC	NC	NC	0.0014	**0.018**
Nickel	mg/L	0.0024	NA	NC	NC	NC	NC	NC
Potassium	mg/L	3.4	NA	3.00	3.07	0.226	2.8	3.4
Selenium	mg/L	0.015	NA	NC	NC	NC	0.011	**0.071**
Silver	mg/L	0.0012	NA	NC	NC	NC	NC	NC
Sodium	mg/L	12	NA	12.0	11.4	0.843	10	12
Thallium	mg/L	0.010	NA	NC	NC	NC	NC	NC
Vanadium	mg/L	0.0022	NA	NC	NC	NC	**0.0018**	**0.0036**
Zinc	mg/L	0.0050	NA	NC	NC	NC	0.0032	**0.0062**
VOLATILE ORGANIC COMPOUNDS								
1,1-Dichloroethane	µg/L	0.76	0.75	0.755	1.29	1.32	0.061	4.3
1,1-Dichloroethene	µg/L	0.18	0.18	0.180	0.171	0.0501	NC	NC
1,2-Dichloroethane	µg/L	0.17	0.17	0.150	0.154	0.0563	0.060	**0.090**
1,2-Dichloropropane	µg/L	**0.32**	**0.39**	1.70	5.24	6.34	0.062	22
Benzene	µg/L	0.083	0.083	NC	NC	NC	0.035	**0.15**
Bromodichloromethane	µg/L	0.14	0.14	NC	NC	NC	NC	NC
Bromoform	µg/L	0.27	0.27	NC	NC	NC	NC	NC
Chloroform	µg/L	0.12	**0.12**	NC	NC	NC	0.048	0.50
cis-1,2-Dichloroethene	µg/L	**0.35**	0.085	NC	NC	NC	0.070	0.67
Dibromochloromethane	µg/L	0.13	0.13	NC	NC	NC	0.077	**0.42**
Dichlorodifluoromethane	µg/L	0.67	0.10	0.760	0.967	0.986	0.042	3.4
Hexachlorobutadiene	µg/L	0.17	0.17	NC	NC	NC	NC	NC
Methylene Chloride	µg/L	0.48	0.48	0.470	0.466	0.354	0.057	1.7
Tetrachloroethene	µg/L	4.5	3.4	3.40	4.84	4.49	0.16	14
Trichloroethene	µg/L	0.59	0.59	0.590	0.736	0.535	0.092	2.2
Trichlorofluoromethane	µg/L	0.44	**0.13**	0.355	0.489	0.464	0.050	1.6
TIC: Dichlorofluoromethane	µg/L	NR	NR	1.60	29.0	67.0	0.15	180
TIC: Butylated Hydroxytoluene	µg/L	NR	NR	0.990	0.990	0.00	0.99	0.99
TIC: Carbon dioxide	µg/L	NR	NR	180	180	207	0.99	360
TIC: Fluorodichloromethane	µg/L	NR	NR	1.10	44.6	59.7	0.99	110
SEMI-VOLATILE ORGANIC COMPOUNDS								
bis(2-Ethylhexyl)phthalate	µg/L	3.0	3.0	3.00	1.99	1.40	0.040	0.040
Isophrone	µg/L	0.31	0.31	NC	NC	NC	NC	NC
N-Nitrosodimethylamine	µg/L	0.61	0.61	NC	NC	NC	0.00058	0.040
ORGANOCHLORINE PESTICIDES AND PCBs (EPA 8081): ND								
ORGANO-PHOSPHORUS PESTICIDES (EPA 8141): ND								
EXPLOSIVE RESIDUES (EPA 8330): NA								
CHLORINATED HERBICIDES (EPA 8151): ND								

TABLE 55
HISTORICAL SUMMARY DATA - MONITORING WELL N-7 DEEP (2-INCH)
RIALTO GWTS PERCHLORATE AND VOC REMEDIATION

ANALYTE	UNITS	Apr 2003	Oct 2004	Nov 2004	Dec 2004	Mar 2005	Jan 2006	May 2006	Nov 2006	Feb 2007
GENERAL CHEMISTRY										
Perchlorate	µg/L	0.30	DRY	DRY	DRY	DRY	DRY	DRY	DRY	DRY
FIELD PARAMETERS										
Dissolved Oxygen	mg/L	NA	DRY	DRY	DRY	DRY	DRY	DRY	DRY	DRY
pH	Units	NA	DRY	DRY	DRY	DRY	DRY	DRY	DRY	DRY
Specific Conductance	µmhos/cm	NA	DRY	DRY	DRY	DRY	DRY	DRY	DRY	DRY
Temperature	°C	NA	DRY	DRY	DRY	DRY	DRY	DRY	DRY	DRY
Turbidity	NTU	NA	DRY	DRY	DRY	DRY	DRY	DRY	DRY	DRY
VOLATILE ORGANIC COMPOUNDS										
Bromodichloromethane	µg/L	**0.92**	DRY	DRY	DRY	DRY	DRY	DRY	DRY	DRY
Chloroform	µg/L	2.2	DRY	DRY	DRY	DRY	DRY	DRY	DRY	DRY
1,1-Dichloroethane	µg/L	0.35	DRY	DRY	DRY	DRY	DRY	DRY	DRY	DRY
1,2-Dichloropropane	µg/L	0.28	DRY	DRY	DRY	DRY	DRY	DRY	DRY	DRY
Dichlorodifluoromethane	µg/L	0.38	DRY	DRY	DRY	DRY	DRY	DRY	DRY	DRY
Hexachlorobutadiene	µg/L	**0.53**	DRY	DRY	DRY	DRY	DRY	DRY	DRY	DRY
Methylene Chloride	µg/L	6.4	DRY	DRY	DRY	DRY	DRY	DRY	DRY	DRY
Tetrachloroethene	µg/L	0.33	DRY	DRY	DRY	DRY	DRY	DRY	DRY	DRY
Toluene	µg/L	2.6	DRY	DRY	DRY	DRY	DRY	DRY	DRY	DRY
SEMI-VOLATILE ORGANIC COMPOUNDS: ND										
Trichloroethene	µg/L	0.29	DRY	DRY	DRY	DRY	DRY	DRY	DRY	DRY

TABLE 55 (CONT'D)
HISTORICAL SUMMARY DATA - MONITORING WELL N-7 DEEP (2-INCH)
RIALTO GWTS PERCHLORATE AND VOC REMEDIATION

ANALYTE	UNITS	May 2007	Aug 2007	Nov 2007	Jan 2008	May 2008	Aug 2008	Nov 2008	Feb 2009	May 2009
GENERAL CHEMISTRY										
Perchlorate	µg/L	DRY	DRY	DRY	DRY	DRY	DRY	DRY	DRY	DRY
FIELD PARAMETERS										
Dissolved Oxygen	mg/L	DRY	DRY	DRY	DRY	DRY	DRY	DRY	DRY	DRY
pH	Units	DRY	DRY	DRY	DRY	DRY	DRY	DRY	DRY	DRY
Specific Conductance	µmhos/cm	DRY	DRY	DRY	DRY	DRY	DRY	DRY	DRY	DRY
Temperature	°C	DRY	DRY	DRY	DRY	DRY	DRY	DRY	DRY	DRY
Turbidity	NTU	DRY	DRY	DRY	DRY	DRY	DRY	DRY	DRY	DRY
VOLATILE ORGANIC COMPOUNDS										
Bromodichloromethane	µg/L	DRY	DRY	DRY	DRY	DRY	DRY	DRY	DRY	DRY
Chloroform	µg/L	DRY	DRY	DRY	DRY	DRY	DRY	DRY	DRY	DRY
1,1-Dichloroethane	µg/L	DRY	DRY	DRY	DRY	DRY	DRY	DRY	DRY	DRY
1,2-Dichloropropane	µg/L	DRY	DRY	DRY	DRY	DRY	DRY	DRY	DRY	DRY
Dichlorodifluoromethane	µg/L	DRY	DRY	DRY	DRY	DRY	DRY	DRY	DRY	DRY
Hexachlorobutadiene	µg/L	DRY	DRY	DRY	DRY	DRY	DRY	DRY	DRY	DRY
Methylene Chloride	µg/L	DRY	DRY	DRY	DRY	DRY	DRY	DRY	DRY	DRY
Tetrachloroethene	µg/L	DRY	DRY	DRY	DRY	DRY	DRY	DRY	DRY	DRY
Toluene	µg/L	DRY	DRY	DRY	DRY	DRY	DRY	DRY	DRY	DRY
SEMI-VOLATILE ORGANIC COMPOUNDS: ND										
Trichloroethene	µg/L	DRY	DRY	DRY	DRY	DRY	DRY	DRY	DRY	DRY

TABLE 55 (CONT'D)
HISTORICAL SUMMARY DATA - MONITORING WELL N-7 DEEP (2-INCH)
RIALTO GWTS PERCHLORATE AND VOC REMEDIATION

ANALYTE	UNITS	Aug 2009	Nov 2009	Feb 2010	May 2010	Aug 2010	Nov 2010	Feb 2011	May 2011	Aug 2011
GENERAL CHEMISTRY										
Perchlorate	µg/L	DRY	DRY	DRY	DRY	DRY	DRY	DRY	DRY	DRY
FIELD PARAMETERS										
Dissolved Oxygen	mg/L	DRY	DRY	DRY	DRY	DRY	DRY	DRY	DRY	DRY
pH	Units	DRY	DRY	DRY	DRY	DRY	DRY	DRY	DRY	DRY
Specific Conductance	µmhos/cm	DRY	DRY	DRY	DRY	DRY	DRY	DRY	DRY	DRY
Temperature	°C	DRY	DRY	DRY	DRY	DRY	DRY	DRY	DRY	DRY
Turbidity	NTU	DRY	DRY	DRY	DRY	DRY	DRY	DRY	DRY	DRY
VOLATILE ORGANIC COMPOUNDS										
Bromodichloromethane	µg/L	DRY	DRY	DRY	DRY	DRY	DRY	DRY	DRY	DRY
Chloroform	µg/L	DRY	DRY	DRY	DRY	DRY	DRY	DRY	DRY	DRY
1,1-Dichloroethane	µg/L	DRY	DRY	DRY	DRY	DRY	DRY	DRY	DRY	DRY
1,2-Dichloropropane	µg/L	DRY	DRY	DRY	DRY	DRY	DRY	DRY	DRY	DRY
Dichlorodifluoromethane	µg/L	DRY	DRY	DRY	DRY	DRY	DRY	DRY	DRY	DRY
Hexachlorobutadiene	µg/L	DRY	DRY	DRY	DRY	DRY	DRY	DRY	DRY	DRY
Methylene Chloride	µg/L	DRY	DRY	DRY	DRY	DRY	DRY	DRY	DRY	DRY
Tetrachloroethene	µg/L	DRY	DRY	DRY	DRY	DRY	DRY	DRY	DRY	DRY
Toluene	µg/L	DRY	DRY	DRY	DRY	DRY	DRY	DRY	DRY	DRY
SEMI-VOLATILE ORGANIC COMPOUNDS: ND										
Trichloroethene	µg/L	DRY	DRY	DRY	DRY	DRY	DRY	DRY	DRY	DRY

TABLE 55 (CONT'D)
HISTORICAL SUMMARY DATA - MONITORING WELL N-7 DEEP (2-INCH)
RIALTO GWTS PERCHLORATE AND VOC REMEDIATION

ANALYTE	UNITS	Nov 2011	Jan 2012	Feb 2015	May 2015	Jul 2015	MED.	AVG.	STD. DEV.	MIN.	MAX.
GENERAL CHEMISTRY											
Perchlorate	µg/L	DRY	DRY	DRY	DRY	DRY	NC	NC	NC	0.30	NC
FIELD PARAMETERS											
Dissolved Oxygen	mg/L	DRY	DRY	DRY	DRY	DRY	NC	NC	NC	NC	NC
pH	Units	DRY	DRY	DRY	DRY	DRY	NC	NC	NC	NC	NC
Specific Conductance	µmhos/cm	DRY	DRY	DRY	DRY	DRY	NC	NC	NC	NC	NC
Temperature	°C	DRY	DRY	DRY	DRY	DRY	NC	NC	NC	NC	NC
Turbidity	NTU	DRY	DRY	DRY	DRY	DRY	NC	NC	NC	NC	NC
VOLATILE ORGANIC COMPOUNDS											
Bromodichloromethane	µg/L	DRY	DRY	DRY	DRY	DRY	NC	NC	NC	**0.92**	**0.92**
Chloroform	µg/L	DRY	DRY	DRY	DRY	DRY	2.20	2.20	0.0	2.2	2.2
1,1-Dichloroethane	µg/L	DRY	DRY	DRY	DRY	DRY	0.350	0.350		0.35	NC
1,2-Dichloropropane	µg/L	DRY	DRY	DRY	DRY	DRY	0.280	0.280		0.28	NC
Dichlorodifluoromethane	µg/L	DRY	DRY	DRY	DRY	DRY	NC	NC	NC	0.38	NC
Hexachlorobutadiene	µg/L	DRY	DRY	DRY	DRY	DRY	NC	NC	NC	**0.53**	**0.53**
Methylene Chloride	µg/L	DRY	DRY	DRY	DRY	DRY	6.40	6.40	0	6.4	6.4
Tetrachloroethene	µg/L	DRY	DRY	DRY	DRY	DRY	NC	NC	NC	0.33	NC
Toluene	µg/L	DRY	DRY	DRY	DRY	DRY	2.60	2.60	0.0	2.6	2.6
SEMI-VOLATILE ORGANIC COMPOUNDS: ND											
Trichloroethene	µg/L	DRY	DRY	DRY	DRY	DRY	NC	NC	NC	0.29	NC

TABLE 56
HISTORICAL SUMMARY DATA - MONITORING WELL N-8 SHALLOW (4-INCH)
RIALTO GWTS PERCHLORATE AND VOC REMEDIATION

ANALYTE	UNITS	May 2003	Jun 2003	Jul 2003	Aug 2003	Sep 2003	Oct 2003	May 2004	Jun 2004	Jul 2004
GENERAL CHEMISTRY										
Bicarbonate	mg/L	NA	NA	NA	NA	NA	NA	NA	NA	NA
Carbonate	mg/L	NA	NA	NA	NA	NA	NA	NA	NA	NA
Chloride	mg/L	NA	NA	NA	NA	NA	NA	NA	NA	NA
Hardness as CaCO3	mg/L	NA	NA	NA	NA	NA	NA	NA	NA	NA
Hydroxide	mg/L	NA	NA	NA	NA	NA	NA	NA	NA	NA
MBAS	mg/L	NA	NA	NA	NA	NA	NA	NA	NA	NA
Nitrate as N	mg/L	NA	NA	NA	NA	NA	NA	NA	NA	NA
Perchlorate	µg/L	190	200	310	350	350	380	340	380	380
Phenols	mg/L	NA	NA	NA	NA	NA	NA	NA	NA	NA
Phosphorus (Total)	mg/L	NA	NA	NA	NA	NA	NA	NA	NA	NA
Sulfate	mg/L	NA	NA	NA	NA	NA	NA	NA	NA	NA
Total Alkainity as CaCO3	mg/L	NA	NA	NA	NA	NA	NA	NA	NA	NA
Total Dissolved Solids	mg/L	NA	NA	NA	NA	NA	NA	NA	NA	NA
FIELD PARAMETERS										
Dissolved Oxygen	mg/L	NA	NA	NA	NA	NA	NA	NA	N/A	N/A
pH	Units	NA	8.1	NA	NA	NA	NA	NA	NA	NA
Specific Conductance	µmhos/cm	NA	370	NA	NA	NA	NA	NA	NA	NA
Temperature	°C	NA	21	NA	NA	NA	NA	NA	NA	NA
Turbidity	NTU	NA	<5	NA	NA	NA	NA	NA	NA	NA
METALS										
Aluminum	mg/L	NA	NA	NA	NA	NA	NA	NA	NA	NA
Antimony	mg/L	NA	NA	NA	NA	NA	NA	NA	NA	NA
Arsenic	mg/L	NA	NA	NA	NA	NA	NA	NA	NA	NA
Barium	mg/L	NA	NA	NA	NA	NA	NA	NA	NA	NA
Beryllium	mg/L	NA	NA	NA	NA	NA	NA	NA	NA	NA
Boron	mg/L	NA	NA	NA	NA	NA	NA	NA	NA	NA
Cadmium	mg/L	NA	NA	NA	NA	NA	NA	NA	NA	NA
Calcium (total)	mg/L	NA	NA	NA	NA	NA	NA	NA	NA	NA
Chromium	mg/L	NA	NA	NA	NA	NA	NA	NA	NA	NA
Chromium VI	mg/L	NA	NA	NA	NA	NA	NA	NA	NA	NA
Cobalt	mg/L	NA	NA	NA	NA	NA	NA	NA	NA	NA
Copper	mg/L	NA	NA	NA	NA	NA	NA	NA	NA	NA
Iron	mg/L	NA	NA	NA	NA	NA	NA	NA	NA	NA
Lead	mg/L	NA	NA	NA	NA	NA	NA	NA	NA	NA
Lithium	mg/L	NA	NA	NA	NA	NA	NA	NA	NA	NA
Magnesium (total)	mg/L	NA	NA	NA	NA	NA	NA	NA	NA	NA
Manganese	mg/L	NA	NA	NA	NA	NA	NA	NA	NA	NA
Mercury	mg/L	NA	NA	NA	NA	NA	NA	NA	NA	NA
Molybdenum	mg/L	NA	NA	NA	NA	NA	NA	NA	NA	NA
Nickel	mg/L	NA	NA	NA	NA	NA	NA	NA	NA	NA
Potassium (total)	mg/L	NA	NA	NA	NA	NA	NA	NA	NA	NA
Selenium	mg/L	NA	NA	NA	NA	NA	NA	NA	NA	NA
Silica (total)	mg/L	NA	NA	NA	NA	NA	NA	NA	NA	NA
Silver	mg/L	NA	NA	NA	NA	NA	NA	NA	NA	NA
Sodium (total)	mg/L	NA	NA	NA	NA	NA	NA	NA	NA	NA
Strontium	mg/L	NA	NA	NA	NA	NA	NA	NA	NA	NA
Thallium	mg/L	NA	NA	NA	NA	NA	NA	NA	NA	NA
Tin	mg/L	NA	NA	NA	NA	NA	NA	NA	NA	NA
Titanium	mg/L	NA	NA	NA	NA	NA	NA	NA	NA	NA
Vanadium	mg/L	NA	NA	NA	NA	NA	NA	NA	NA	NA
Zinc	mg/L	NA	NA	NA	NA	NA	NA	NA	NA	NA
VOLATILE ORGANIC COMPOUNDS										
1,1-Dichloroethane	µg/L	0.18	**0.30**	**0.45**	**0.43**	**0.42**	**0.46**	**0.36**	**0.41**	**0.33**
1,1-Dichloroethene	µg/L	0.59	**0.72**	2.3	1.9	2.2	2.9	2.3	2.9	2.1
1,1,1-Trichloroethane	µg/L	0.72	0.63	1.2	1.1	1.2	1.3	1.2	1.3	0.95
1,1,2-Trichloro-1,2,2-trifluoroethane	µg/L	0.23	0.085	0.085	0.085	0.085	0.085	0.13	0.13	**0.44**
1,2-Dichloroethane	µg/L	0.18	0.12	0.18	0.12	0.18	0.18	0.13	0.13	0.13
1,2-Dichloropropane	µg/L	2.4	2.1	2.9	2.4	2.5	2.7	1.80	2.0	1.5
Chloroform	µg/L	0.52	0.79	0.75	0.79	0.98	1.1	2.0	2.3	1.9
cis-1,2-Dichloroethene	µg/L	0.17	**0.13**	**0.32**	**0.26**	**0.21**	**0.16**	**0.19**	**0.17**	0.19
Dibromochloromethane	µg/L	0.13	0.13	0.13	0.13	0.13	0.13	0.13	0.13	0.13
Dichlorodifluoromethane	µg/L	0.19	0.042	0.19	**0.23**	**0.16**	**0.30**	**0.37**	**0.47**	0.20
Methylene Chloride	µg/L	1.5	1.1	1.5	1.4	1.6	1.5	0.91	**0.86**	0.43
Methyl t-butyl ether	µg/L	ND	ND	ND	ND	ND	ND	ND	ND	ND
n-Butylbenzene	µg/L	0.11	0.11	0.11	0.11	0.11	0.11	0.11	0.11	0.11
Tetrachloroethene	µg/L	2.1	1.5	3.2	2.0	1.2	2.4	4.1	3.9	3.5
Trichloroethene	µg/L	9.7	7.8	23	22	19	37	76	78	67
Trichlorofluoromethane	µg/L	0.21	0.050	**0.25**	**0.21**	**0.19**	**0.27**	**0.28**	**0.35**	**0.23**
TIC: N-Methylthioformamide	µg/L	NR	NR	NR	NR	NR	NR	NR	NR	NR
SEMI-VOLATILE ORGANIC COMPOUNDS (EPA 8270):										
bis(2-Ethylhexyl)phthalate	µg/L	NA	NA	NA	NA	NA	NA	NA	NA	NA
N-Nitrosodimethylamine (NDMA)	µg/L	NA	NA	NA	NA	NA	NA	NA	NA	NA
ORGANOCHLORINE PESTICIDES (EPA 8081): NA										
PCBs (EPA 8082): NA										
ORGANO-PHOSPHORUS PESTICIDES (EPA 8141): NA										
CHLORINATED HERBICIDES (EPA 8151):										
Dicamba	µg/L	NA	NA	NA	NA	NA	NA	NA	NA	NA
EXPLOSIVE RESIDUES (EPA 8330): NA										

TABLE 56 (CONT'D)
HISTORICAL SUMMARY DATA - MONITORING WELL N-8 SHALLOW (4-INCH)
RIALTO GWTS PERCHLORATE AND VOC REMEDIATION

ANALYTE	UNITS	Aug 2004	Sep 2004	Oct 2004	Nov 2004	Dec 2004 ‡	Jan 2005	Feb 2005	Feb 2005	Mar 2005
GENERAL CHEMISTRY										
Bicarbonate	mg/L	220	NA	NA	NA	NA	NA	NA	NA	NA
Carbonate	mg/L	4.0	NA	NA	NA	NA	NA	NA	NA	NA
Chloride	mg/L	5.2	NA	NA	NA	NA	NA	NA	NA	NA
Hardness as CaCO3	mg/L	173	NA	NA	NA	NA	NA	NA	NA	NA
Hydroxide	mg/L	0.81	NA	NA	NA	NA	NA	NA	NA	NA
MBAS	mg/L	NA	NA	NA	NA	NA	NA	NA	NA	NA
Nitrate as N	mg/L	24.4[6]	NA	NA	NA	NA	NA	NA	NA	NA
Perchlorate	µg/L	350	330	350	350	330	360	NA	310	NA
Phenols	µg/L	14	NA	NA	NA	NA	NA	NA	NA	NA
Phosphorus (Total)	mg/L	**0.02**	NA	NA	NA	NA	NA	NA	NA	NA
Sulfate	mg/L	18	NA	NA	NA	NA	NA	NA	NA	NA
Total Alkainity as CaCO3	mg/L	190	NA	NA	NA	NA	NA	NA	NA	NA
Total Dissolved Solids	mg/L	290	NA	NA	NA	NA	NA	NA	NA	NA
FIELD PARAMETERS										
Dissolved Oxygen	mg/L	8.3	8.3	7.8	9.1	7.8	NA	NA	NA	NA
pH	Units	8.23	7.4	7.6	7.8	7.6	NA	NA	NA	NA
Specific Conductance	µmhos/cm	432	440	N/A	360	N/A	NA	NA	NA	NA
Temperature	°C	19	19	NA	21.2	NA	NA	NA	NA	NA
Turbidity	NTU	<5	<5	NA	<5	NA	NA	NA	NA	NA
METALS										
Aluminum	mg/L	NA	NA	NA	NA	NA	NA	NA	NA	0.044
Antimony	mg/L	NA	NA	NA	NA	NA	NA	NA	NA	0.00014
Arsenic	mg/L	NA	N/A	NA	NA	NA	NA	NA	NA	0.00035
Barium	mg/L	NA	N/A	NA	NA	NA	NA	NA	NA	**0.025**
Beryllium	mg/L	NA	N/A	NA	NA	NA	NA	NA	NA	0.000044
Boron	mg/L	NA	NA	NA	NA	NA	NA	NA	NA	**0.014**
Cadmium	mg/L	NA	N/A	NA	NA	NA	NA	NA	NA	0.000024
Calcium	mg/L	56	NA	NA	NA	NA	66	NA	NA	63
Chromium	mg/L	NA	N/A	NA	NA	NA	NA	NA	NA	0.0061
Chromium VI	mg/L	NA	NA	NA	NA	NA	NA	NA	NA	0.0011
Cobalt	mg/L	NA	N/A	NA	NA	NA	NA	NA	NA	**0.000090**
Copper	mg/L	NA	N/A	NA	NA	NA	NA	NA	NA	**0.00024**
Iron	mg/L	NA	N/A	NA	NA	NA	NA	NA	NA	0.0034
Lead	mg/L	NA	N/A	NA	NA	NA	NA	NA	NA	0.000020
Lithium	mg/L	NA	NA	NA	NA	NA	NA	NA	NA	0.0025
Magnesium	mg/L	8.1	NA	NA	NA	NA	9.6	NA	NA	9.1
Manganese	mg/L	NA	N/A	NA	NA	NA	NA	NA	NA	**0.00016**
Mercury	mg/L	NA	N/A	NA	NA	NA	NA	NA	NA	0.000032
Molybdenum	mg/L	NA	N/A	NA	NA	NA	NA	NA	NA	**0.0029**
Nickel	mg/L	NA	N/A	NA	NA	NA	NA	NA	NA	**0.0011**
Potassium	mg/L	2.5	NA	NA	NA	NA	2.7	NA	NA	2.7
Selenium	mg/L	NA	N/A	NA	NA	NA	NA	NA	NA	**0.00072**
Silica (total)	mg/L	NA	NA	NA	NA	NA	NA	NA	NA	0.022
Silver	mg/L	NA	N/A	NA	NA	NA	NA	NA	NA	0.00031
Sodium	mg/L	9.2	NA	NA	NA	NA	11	NA	NA	10
Strontium	mg/L	NA	NA	NA	NA	NA	NA	NA	NA	0.360
Thallium	mg/L	NA	N/A	NA	NA	NA	NA	NA	NA	0.000050
Tin	mg/L	NA	NA	NA	NA	NA	NA	NA	NA	0.00048
Titanium	mg/L	NA	NA	NA	NA	NA	NA	NA	NA	0.0030
Vanadium	mg/L	NA	N/A	NA	NA	NA	NA	NA	NA	**0.0042**
Zinc	mg/L	NA	NA	NA	NA	NA	11	NA	NA	**0.00050**
VOLATILE ORGANIC COMPOUNDS										
1,1-Dichloroethane	µg/L	**0.36**	**0.29**	**0.36**	**0.27**	**0.30**	**0.42**	**0.40**	**0.42**	NA
1,1-Dichloroethene	µg/L	1.9	**0.37**	2.5	**0.37**	**0.43**	2.7	3.5	3.0	NA
1,1,1-Trichloroethane	µg/L	0.96	0.94	1.1	0.88	0.92	1.4	0.89	1.2	NA
1,1,2-Trichloro-1,2,2-trifluoroethane	µg/L	0.18	0.13	0.13	0.081	0.081	0.081	NA	NA	NA
1,2-Dichloroethane	µg/L	0.25	0.086	0.060	**0.08**	0.060	0.060	0.21	0.21	NA
1,2-Dichloropropane	µg/L	1.5	1.5	1.5	1.5	1.5	1.8	1.3	1.6	NA
Chloroform	µg/L	1.7	1.5	1.9[5]	1.4[5]	1.5	2.5[5]	1.9	2.1	NA
cis-1,2-Dichloroethene	µg/L	0.19	0.12	**0.25**	0.070	0.070	**0.12**	0.18	0.24	NA
Dibromochloromethane	µg/L	0.13	0.13	0.13	0.13	0.13	0.13	0.13	0.13	NA
Dichlorodifluoromethane	µg/L	**0.29**	**0.13**	**0.37**	**0.18**	**0.22**	**0.26**	**0.24**	**0.35**	NA
Methylene Chloride	µg/L	**0.58**	**0.30**	**0.32**[5]	0.067	0.067	**0.24**[5]	0.50	0.94	NA
Methyl t-butyl ether	µg/L	ND	ND	ND	ND	ND	ND	ND	ND	NA
n-Butylbenzene	µg/L	0.11	0.11	0.11	0.11	0.11	0.11	0.11	0.11	NA
Tetrachloroethene	µg/L	3.2	**0.47**	3.7	0.56	**0.44**	3.7	3.3	4.4	NA
Trichloroethene	µg/L	61	11	65	11	11	79	61	75	NA
Trichlorofluoromethane	µg/L	**0.22**	**0.12**	0.094	**0.10**	**0.11**	**0.25**	**0.23**	**0.26**	NA
TIC: N-Methylthioformamide	µg/L	NR	NR	NR	NR	NR	NR	NR	NR	NA
SEMI-VOLATILE ORGANIC COMPOUNDS (EPA 8270):										
bis(2-Ethylhexyl)phthalate	µg/L	1.4	NA	NA	NA	NA	NA	2.3	NA	NA
N-Nitrosodimethylamine (NDMA)	µg/L	0.18	NA	NA	NA	NA	NA	1.4	NA	NA
ORGANOCHLORINE PESTICIDES (EPA 8081): NA										
PCBs (EPA 8082): NA										
ORGANO-PHOSPHORUS PESTICIDES (EPA 8141): NA										
CHLORINATED HERBICIDES (EPA 8151):										
Dicamba	µg/L	0.59	NA	NA	NA	NA	NA	**0.72**[6]	NA	NA
EXPLOSIVE RESIDUES (EPA 8330): NA										

TABLE 56 (CONT'D)
HISTORICAL SUMMARY DATA - MONITORING WELL N-8 SHALLOW (4-INCH)
RIALTO GWTS PERCHLORATE AND VOC REMEDIATION

ANALYTE	UNITS	Jan 2006	May 2006	Aug 2006	Nov 2006	Feb 2007	May 2007	Aug 2007	Nov 2007	Jan 2008
GENERAL CHEMISTRY										
Bicarbonate	mg/L	NA	NA	NA	180[6]	NA	NA	NA	200	NA
Carbonate	mg/L	NA	NA	NA	8[6]	NA	NA	NA	1.5	NA
Chloride	mg/L	NA	NA	NA	3.3	NA	NA	NA	4.0	NA
Hardness as CaCO3	mg/L	NA	NA	NA	180	NA	NA	NA	170	NA
Hydroxide	mg/L	NA	NA	NA	0.81	NA	NA	NA	0.81	NA
MBAS	mg/L	NA	NA	NA	0.039	NA	NA	NA	0.039	NA
Nitrate as N	mg/L	NA	NA	NA	3.8	NA	NA	NA	4.5	NA
Perchlorate	µg/L	290	190	130	90	96	70	51	47	47
Phenols	µg/L	NA	NA	NA	NA	NA	NA	NA	NA	NA
Phosphorus (Total)	mg/L	NA	NA	NA	NA	NA	NA	NA	NA	NA
Sulfate	mg/L	NA	NA	NA	17	NA	NA	NA	20	NA
Total Alkainity as CaCO3	mg/L	NA	NA	NA	160	NA	NA	NA	160	NA
Total Dissolved Solids	mg/L	NA	NA	NA	200	NA	NA	NA	270	NA
FIELD PARAMETERS										
Dissolved Oxygen	mg/L	8.0	7.9	10.0	14.6	7.7	9.0	11.3	9.2	12.1
pH	Units	7.2	7.3	6.9	7.2	7.5	6.9	6.3	7.5	7.0
Specific Conductance	µmhos/cm	450	450	290	250	320	380	390	500	450
Temperature	°C	22.3	23.0	20.0	21.3	19.2	19.2	20.0	21.1	19.3
Turbidity	NTU	<5	<5	<5	43.0	<5	<5	<5	9.8	63.6
METALS										
Aluminum	mg/L	NA	NA	NA	0.044	NA	NA	NA	0.044	NA
Antimony	mg/L	NA	NA	NA	**0.028**	NA	NA	NA	0.014	NA
Arsenic	mg/L	NA	NA	NA	0.018	NA	NA	NA	0.020	NA
Barium	mg/L	NA	NA	NA	0.026	NA	NA	NA	0.024[6]	NA
Beryllium	mg/L	NA	NA	NA	0.0015	NA	NA	NA	0.00037	NA
Boron	mg/L	NA	NA	NA	0.011	NA	NA	NA	0.011	NA
Cadmium	mg/L	NA	NA	NA	0.0032	NA	NA	NA	0.0040	NA
Calcium	mg/L	NA	NA	NA	58	NA	NA	NA	56	NA
Chromium	mg/L	NA	NA	NA	0.0014	NA	NA	NA	0.0012	NA
Chromium VI	mg/L	NA	NA	NA	0.000029	NA	NA	NA	0.000029	NA
Cobalt	mg/L	NA	NA	NA	0.0014	NA	NA	NA	0.0032	NA
Copper	mg/L	NA	NA	NA	0.0020	NA	NA	NA	0.0018	NA
Iron	mg/L	NA	NA	NA	0.019	NA	NA	NA	0.028	NA
Lead	mg/L	NA	NA	NA	0.0065	NA	NA	NA	0.0041	NA
Lithium	mg/L	NA	NA	NA	0.0025	NA	NA	NA	0.0025	NA
Magnesium	mg/L	NA	NA	NA	8.6	NA	NA	NA	8.5	NA
Manganese	mg/L	NA	NA	NA	0.0053	NA	NA	NA	0.0037	NA
Mercury	mg/L	NA	NA	NA	0.000026	NA	NA	NA	0.000022	NA
Molybdenum	mg/L	NA	NA	NA	**0.0059**	NA	NA	NA	**0.0068**	NA
Nickel	mg/L	NA	NA	NA	0.0067	NA	NA	NA	0.0018	NA
Potassium	mg/L	NA	NA	NA	2.7	NA	NA	NA	2.7	NA
Selenium	mg/L	NA	NA	NA	0.013	NA	NA	NA	**0.019**	NA
Silica (total)	mg/L	NA	NA	NA	0.00014	NA	NA	NA	0.00014	NA
Silver	mg/L	NA	NA	NA	0.0020	NA	NA	NA	0.0019	NA
Sodium	mg/L	NA	NA	NA	9.9	NA	NA	NA	11	NA
Strontium	mg/L	NA	NA	NA	0.0017	NA	NA	NA	0.0017	NA
Thallium	mg/L	NA	NA	NA	0.016	NA	NA	NA	0.024	NA
Tin	mg/L	NA	NA	NA	0.00048	NA	NA	NA	0.00048	NA
Titanium	mg/L	NA	NA	NA	0.0030	NA	NA	NA	0.0030	NA
Vanadium	mg/L	NA	NA	NA	0.0045	NA	NA	NA	**0.0027**	NA
Zinc	mg/L	NA	NA	NA	9.9	NA	NA	NA	0.0061	NA
VOLATILE ORGANIC COMPOUNDS										
1,1-Dichloroethane	µg/L	0.17	**0.13**	**0.14**	0.10	0.10	0.11	0.11	0.11	0.25
1,1-Dichloroethene	µg/L	0.19	0.14	**0.15**	0.83	**0.25**	0.73	0.82	0.82	1.2
1,1,1-Trichloroethane	µg/L	0.63	0.55	**0.43**	**0.27**	**0.34**	0.27	0.27	0.27	0.27
1,1,2-Trichloro-1,2,2-trifluoroethane	µg/L	0.25	0.18	NA	0.11	0.11	0.12	0.13	0.13	0.33
1,2-Dichloroethane	µg/L	0.21	0.25	NA	0.15	0.15	NA	0.098	0.098	0.24
1,2-Dichloropropane	µg/L	0.68	0.74	**0.48**	**0.36**	**0.33**	**0.26**	**0.30**	**0.18**	0.41
Chloroform	µg/L	0.22	0.64[5]	1.3[5]	1.1	0.65	0.69	**0.49**	0.57	0.87
cis-1,2-Dichloroethene	µg/L	NA	0.19	NA	0.20	0.20	0.13	0.11	0.11	0.32
Dibromochloromethane	µg/L	0.13	0.13	0.13	0.13	0.13	0.13	0.13	0.13	0.13
Dichlorodifluoromethane	µg/L	NA	**0.40**	**0.20**	0.17	**0.36**	**0.16**	0.11	0.11	0.34
Methylene Chloride	µg/L	0.94	0.44	**0.17**[5]	0.16	0.16	0.16	0.16	0.16	0.27
Methyl t-butyl ether	µg/L	ND	ND	ND	ND	ND	ND	ND	ND	ND
n-Butylbenzene	µg/L	0.11	0.11	0.11	0.11	0.11	0.11	0.11	0.11	0.11
Tetrachloroethene	µg/L	0.16	**0.31**	1.9	1.7	0.93	1.1	1.4	1.0	1.6
Trichloroethene	µg/L	1.1[6]	1.7[6]	32	29	11	20	23	14	20
Trichlorofluoromethane	µg/L	0.21	0.20	0.13	0.13	0.13	0.14	0.14	0.14	0.28
TIC: N-Methylthioformamide	µg/L	NR	NR	NR	NR	NR	NR	NR	NR	NR
SEMI-VOLATILE ORGANIC COMPOUNDS (EPA 8270):										
bis(2-Ethylhexyl)phthalate	µg/L	NA	NA	NA	NA	NA	NA	NA	**2.2**	NA
N-Nitrosodimethylamine (NDMA)	µg/L	NA	NA	NA	NA	NA	NA	NA	0.030	NA
ORGANOCHLORINE PESTICIDES (EPA 8081): NA										
PCBs (EPA 8082): NA										
ORGANO-PHOSPHORUS PESTICIDES (EPA 8141): NA										
CHLORINATED HERBICIDES (EPA 8151):										
Dicamba	µg/L	NA	NA	NA	0.15[6]	NA	NA	NA	0.080[6]	NA
EXPLOSIVE RESIDUES (EPA 8330): NA										

TABLE 56 (CONT'D)
HISTORICAL SUMMARY DATA - MONITORING WELL N-8 SHALLOW (4-INCH)
RIALTO GWTS PERCHLORATE AND VOC REMEDIATION

ANALYTE	UNITS	May 2008	Aug 2008	Nov 2008	Feb 2009	May 2009	Aug 2009	Nov 2009	Feb 2010	May 2010
GENERAL CHEMISTRY										
Bicarbonate	mg/L	NA	NA	NA	200	NA	NA	200	NA	NA
Carbonate	mg/L	NA	NA	NA	2.5	NA	NA	2.5	NA	NA
Chloride	mg/L	NA	NA	NA	4.4	NA	NA	4.2	NA	NA
Hardness as CaCO3	mg/L	NA	NA	NA	190	NA	NA	180	NA	NA
Hydroxide	mg/L	NA	NA	NA	1.4	NA	NA	1.4	NA	NA
MBAS	mg/L	NA	NA	NA	0.039	NA	NA	0.039	NA	NA
Nitrate as N	mg/L	NA	NA	NA	5.5	NA	NA	5.6	NA	NA
Perchlorate	µg/L	39	43	39	39	37	31	24	21	17
Phenols	µg/L	NA	NA	NA	NA	NA	NA	NA	NA	NA
Phosphorus (Total)	mg/L	NA	NA	NA	NA	NA	NA	NA	NA	NA
Sulfate	mg/L	NA	NA	NA	19	NA	NA	17	NA	NA
Total Alkainity as CaCO3	mg/L	NA	NA	NA	160	NA	NA	160	NA	NA
Total Dissolved Solids	mg/L	NA	NA	NA	260	NA	NA	240	NA	NA
FIELD PARAMETERS										
Dissolved Oxygen	mg/L	7.66	6.42	3.92	10.67	7.72	5.67	12.89	7.93	6.36
pH	Units	7.5	7.62	7.68	7.3	7.05	6.78	7.50	7.49	7.23
Specific Conductance	µmhos/cm	381	409	397	387	482	416	397	436	447
Temperature	°C	19.06	20.78	20.70	19.3	20.2	22.89	19.85	19.24	19.44
Turbidity	NTU	165	209	41.2	54.0	122.4	90.9	210	210.0	143
METALS										
Aluminum	mg/L	NA	NA	NA	NA	NA	NA	NA	NA	NA
Antimony	mg/L	NA	NA	NA	0.0099	NA	NA	0.034	NA	NA
Arsenic	mg/L	NA	NA	NA	**0.014**	NA	NA	0.019	NA	NA
Barium	mg/L	NA	NA	NA	0.026	NA	NA	0.026	NA	NA
Beryllium	mg/L	NA	NA	NA	0.00061	NA	NA	0.0011	NA	NA
Boron	mg/L	NA	NA	NA	NA	NA	NA	NA	NA	NA
Cadmium	mg/L	NA	NA	NA	0.00090	NA	NA	0.00060	NA	NA
Calcium	mg/L	NA	NA	NA	60	NA	NA	58	NA	NA
Chromium	mg/L	NA	NA	NA	0.00092	NA	NA	**0.0021**	NA	NA
Chromium VI	mg/L	NA	NA	NA	NA	NA	NA	NA	NA	NA
Cobalt	mg/L	NA	NA	NA	0.0043	NA	NA	0.0037	NA	NA
Copper	mg/L	NA	NA	NA	**0.0017**	NA	NA	0.0015	NA	NA
Iron	mg/L	NA	NA	NA	0.0072	NA	NA	0.0093	NA	NA
Lead	mg/L	NA	NA	NA	0.012	NA	NA	0.012	NA	NA
Lithium	mg/L	NA	NA	NA	NA	NA	NA	NA	NA	NA
Magnesium	mg/L	NA	NA	NA	9.0	NA	NA	8.8	NA	NA
Manganese	mg/L	NA	NA	NA	**0.004**[5]	NA	NA	0.0025	NA	NA
Mercury	mg/L	NA	NA	NA	0.000016	NA	NA	0.000016	NA	NA
Molybdenum	mg/L	NA	NA	NA	**0.0045**	NA	NA	0.0050	NA	NA
Nickel	mg/L	NA	NA	NA	0.0019	NA	NA	0.0015	NA	NA
Potassium	mg/L	NA	NA	NA	2.9	NA	NA	2.8	NA	NA
Selenium	mg/L	NA	NA	NA	0.012	NA	NA	0.025	NA	NA
Silica (total)	mg/L	NA	NA	NA	NA	NA	NA	NA	NA	NA
Silver	mg/L	NA	NA	NA	0.0025	NA	NA	0.0018	NA	NA
Sodium	mg/L	NA	NA	NA	11	NA	NA	11	NA	NA
Strontium	mg/L	NA	NA	NA	NA	NA	NA	NA	NA	NA
Thallium	mg/L	NA	NA	NA	0.016	NA	NA	0.021	NA	NA
Tin	mg/L	NA	NA	NA	NA	NA	NA	NA	NA	NA
Titanium	mg/L	NA	NA	NA	NA	NA	NA	NA	NA	NA
Vanadium	mg/L	NA	NA	NA	**0.0030**	NA	NA	**0.0026**	NA	NA
Zinc	mg/L	NA	NA	NA	0.0032	NA	NA	**0.0037**	NA	NA
VOLATILE ORGANIC COMPOUNDS										
1,1-Dichloroethane	µg/L	0.25	0.13	0.13	**0.16**	0.13	0.13	0.081	0.081	0.081
1,1-Dichloroethene	µg/L	1.4	1.3	0.23	**0.34**	1.1	1.8	1.4	1.8	1.3
1,1,1-Trichloroethane	µg/L	**0.29**	**0.36**	**0.19**	**0.30**	**0.28**	0.14	0.081	**0.20**	**0.16**
1,1,2-Trichloro-1,2,2-trifluoroethane	µg/L	0.33	0.27	0.27	0.27	0.27	0.27	0.094	0.094	0.094
1,2-Dichloroethane	µg/L	0.24	0.24	0.24	0.24	0.24	0.24	0.14	0.14	0.14
1,2-Dichloropropane	µg/L	0.41	**0.40**	**0.26**	**0.37**	**0.24**	0.16	0.12	0.12	0.12
Chloroform	µg/L	0.91	1.3	0.23	1.4	1.3	1.6	1.4	1.1	0.99[5]
cis-1,2-Dichloroethene	µg/L	0.32	0.32	0.32	0.32	0.32	0.32	0.11	0.11	0.11
Dibromochloromethane	µg/L	0.13	0.13	0.13	0.13	0.13	0.13	0.13	0.13	0.13
Dichlorodifluoromethane	µg/L	0.34	0.22	**0.39**	0.22	0.22	0.21	0.11	0.11	0.11
Methylene Chloride	µg/L	0.27	0.27	0.27	**0.28**	0.27	0.28	0.28	0.28	0.28
Methyl t-butyl ether	µg/L	ND	ND	ND	ND	ND	ND	ND	ND	ND
n-Butylbenzene	µg/L	0.11	0.11	0.11	0.11	0.11	0.11	0.11	0.11	0.11
Tetrachloroethene	µg/L	2.0	2.0	0.28[6]	2.2	1.9	2.2	2.1	1.8	1.5
Trichloroethene	µg/L	20	24	**0.38**[6]	28	25	35	30	23	17
Trichlorofluoromethane	µg/L	0.28	0.22	0.22	0.22	0.22	0.22	0.11	0.11	0.11
TIC: N-Methylthioformamide	µg/L	NR	NR	NR	NR	NR	NR	NR	NR	NR
SEMI-VOLATILE ORGANIC COMPOUNDS (EPA 8270):										
bis(2-Ethylhexyl)phthalate	µg/L	NA	NA	NA	1.1	NA	NA	1.8	NA	NA
N-Nitrosodimethylamine (NDMA)	µg/L	NA	NA	NA	0.00081	NA	NA	0.00058	NA	NA
ORGANOCHLORINE PESTICIDES (EPA 8081): NA										
PCBs (EPA 8082): NA										
ORGANO-PHOSPHORUS PESTICIDES (EPA 8141): NA										
CHLORINATED HERBICIDES (EPA 8151):										
Dicamba	µg/L	NA	NA	NA	0.037	NA	NA	0.037	NA	NA
EXPLOSIVE RESIDUES (EPA 8330): NA										

TABLE 56 (CONT'D)
HISTORICAL SUMMARY DATA - MONITORING WELL N-8 SHALLOW (4-INCH)
RIALTO GWTS PERCHLORATE AND VOC REMEDIATION

ANALYTE	UNITS	Aug 2010	Nov 2010	Feb 2011	May 2011	Aug 2011	Nov 2011	Jan 2012	Aug 2012	Aug 2013
GENERAL CHEMISTRY										
Bicarbonate	mg/L	NA	NA	NA	NA	NA	NA	NA	NA	NA
Carbonate	mg/L	NA	NA	NA	NA	NA	NA	NA	NA	NA
Chloride	mg/L	NA	4.7	NA	NA	NA	NA	NA	5.5	5.7
Hardness as CaCO3	mg/L	NA	180	NA	NA	NA	NA	NA	190	190
Hydroxide	mg/L	NA	1.4	NA	NA	NA	NA	NA	1.4	1.4
MBAS	mg/L	NA	0.039	NA	NA	NA	NA	NA	0.039	0.015
Nitrate as N	mg/L	NA	5.4	NA	NA	NA	NA	NA	4.3	4.2
Perchlorate	µg/L	14	12	13	9.8	10	8.2	7.3	**3.3**	4.0
Phenols	µg/L	NA	NA	NA	NA	NA	NA	NA	4.9	6.3
Phosphorus (Total)	mg/L	NA	NA	NA	NA	NA	NA	NA	NA	NA
Sulfate	mg/L	NA	18	NA	NA	NA	NA	NA	20	20
Total Alkainity as CaCO3	mg/L	NA	160	NA	NA	NA	NA	NA	170	170
Total Dissolved Solids	mg/L	NA	270	NA	NA	NA	NA	NA	270	230
FIELD PARAMETERS										
Dissolved Oxygen	mg/L	6.49	8.66	5.4.	6.33	6.19	6.85	10.93	8.42	6.36
pH	Units	7.48	7.11	6.81	7.28	7.30	6.75	7.81	7.41	7.10
Specific Conductance	µmhos/cm	425	396	410	400	431	410	413	395	438
Temperature	°C	20.20	22.24	20.02	20.66	21.58	20.79	21.15	22.15	20.21
Turbidity	NTU	35.2	55.3	67.0	63.4	191	173	175	122	31.7
METALS										
Aluminum	mg/L	NA	NA	NA	NA	NA	NA	NA	NA	NA
Antimony	mg/L	NA	0.010	NA	NA	NA	NA	NA	0.010	0.010
Arsenic	mg/L	NA	0.0075	NA	NA	NA	NA	NA	0.0075	0.0075
Barium	mg/L	NA	0.027	NA	NA	NA	NA	NA	0.027	0.027
Beryllium	mg/L	NA	0.0010	NA	NA	NA	NA	NA	0.0010	0.0010
Boron	mg/L	NA	NA	NA	NA	NA	NA	NA	NA	NA
Cadmium	mg/L	NA	0.0010	NA	NA	NA	NA	NA	0.0010	0.0010
Calcium	mg/L	NA	59	NA	NA	NA	NA	NA	60	62
Chromium	mg/L	NA	**0.0018**	NA	NA	NA	NA	NA	**0.0011**	0.0010
Chromium VI	mg/L	NA	NA	NA	NA	NA	NA	NA	NA	NA
Cobalt	mg/L	NA	0.0050	NA	NA	NA	NA	NA	0.0050	0.0050
Copper	mg/L	NA	0.0023	NA	NA	NA	NA	NA	0.0023	0.0023
Iron	mg/L	NA	NA	NA	NA	NA	NA	NA	NA	NA
Lead	mg/L	NA	**0.0085**	NA	NA	NA	NA	NA	**0.0067**	0.0035
Lithium	mg/L	NA	NA	NA	NA	NA	NA	NA	NA	NA
Magnesium	mg/L	NA	8.6	NA	NA	NA	NA	NA	9.2	8.9
Manganese	mg/L	NA	NA	NA	NA	NA	NA	NA	NA	NA
Mercury	mg/L	NA	0.000017	NA	NA	NA	NA	NA	0.000030	0.000030
Molybdenum	mg/L	NA	**0.0079**	NA	NA	NA	NA	NA	**0.0086**	0.0014
Nickel	mg/L	NA	0.0012	NA	NA	NA	NA	NA	0.0012	0.0012
Potassium	mg/L	NA	NA	NA	NA	NA	NA	NA	2.7	2.7
Selenium	mg/L	NA	0.011	NA	NA	NA	NA	NA	**0.013**	0.015
Silica (total)	mg/L	NA	NA	NA	NA	NA	NA	NA	NA	NA
Silver	mg/L	NA	0.0011	NA	NA	NA	NA	NA	0.0011	0.0011
Sodium	mg/L	NA	NA	NA	NA	NA	NA	NA	10	11
Strontium	mg/L	NA	NA	NA	NA	NA	NA	NA	NA	NA
Thallium	mg/L	NA	0.015	NA	NA	NA	NA	NA	0.015	0.015
Tin	mg/L	NA	NA	NA	NA	NA	NA	NA	NA	NA
Titanium	mg/L	NA	NA	NA	NA	NA	NA	NA	NA	NA
Vanadium	mg/L	NA	**0.0029**	NA	NA	NA	NA	NA	**0.0023**	**0.0040**[b]
Zinc	mg/L	NA	0.00059	NA	NA	NA	NA	NA	0.0059	0.0059
VOLATILE ORGANIC COMPOUNDS										
1,1-Dichloroethane	µg/L	0.11	0.11	0.11	0.11	0.11	0.11	0.11	0.11	0.11
1,1-Dichloroethene	µg/L	1.5	0.50	1.2	1.5	1.1	0.91	0.60	0.18	0.86
1,1,1-Trichloroethane	µg/L	**0.13**	**0.13**	**0.12**	0.11	0.11	0.11	0.11	0.11	0.11
1,1,2-Trichloro-1,2,2-trifluoroethane	µg/L	0.15	0.15	0.15	0.15	0.15	0.15	0.15	0.15	0.15
1,2-Dichloroethane	µg/L	0.17	0.17	0.17	0.17	0.17	0.17	0.17	0.17	0.17
1,2-Dichloropropane	µg/L	0.13	0.13	0.13	0.13	0.13	0.13	0.13	0.13	0.13
Chloroform	µg/L	1.1	0.12	1.2	1.2	1.0	0.90[5]	0.75[5]	0.12	0.54
cis-1,2-Dichloroethene	µg/L	0.085	0.085	0.085	0.085	0.085	0.085	0.085	0.085	0.085
Dibromochloromethane	µg/L	0.13	0.13	0.13	0.13	0.13	1.8[6]	0.13	0.13	0.13
Dichlorodifluoromethane	µg/L	**0.12**	**0.14**	**0.12**	0.099	0.099	0.099	0.099	0.099	**0.11**
Methylene Chloride	µg/L	0.48	0.48	0.48	0.48	0.48	0.48	0.48	0.48	0.48
Methyl t-butyl ether	µg/L	ND	ND	ND	ND	ND	ND	ND	ND	**0.13**[6]
n-Butylbenzene	µg/L	**0.23**[6]	0.11	0.11	0.11	0.11	0.11	0.11	0.11	0.11
Tetrachloroethene	µg/L	2.1	1.5	1.9	1.8	1.5	1.6[5]	1.1	0.92	1.0
Trichloroethene	µg/L	25	17	25	21	19	19	13	8.6	8.8
Trichlorofluoromethane	µg/L	0.13	0.13	0.13	0.13	0.13	0.13	0.13	0.13	0.13
TIC: N-Methylthioformamide	µg/L	NR	0.33	NR	NR	NR	NR	NR	NR	NR
SEMI-VOLATILE ORGANIC COMPOUNDS (EPA 8270)										
bis(2-Ethylhexyl)phthalate	µg/L	NA	3.0	NA	NA	NA	NA	NA	3.0	3.0
N-Nitrosodimethylamine (NDMA)	µg/L	NA	0.0030	NA	NA	NA	NA	NA	0.61	0.61
ORGANOCHLORINE PESTICIDES (EPA 8081): NA										
PCBs (EPA 8082): NA										
ORGANO-PHOSPHORUS PESTICIDES (EPA 8141): NA										
CHLORINATED HERBICIDES (EPA 8151):										
Dicamba	µg/L	NA	0.037	NA	NA	NA	NA	NA	NA	NA
EXPLOSIVE RESIDUES (EPA 8330): ND										

TABLE 56 (CONT'D)
HISTORICAL SUMMARY DATA - MONITORING WELL N-8 SHALLOW (4-INCH)
RIALTO GWTS PERCHLORATE AND VOC REMEDIATION

ANALYTE	UNITS	Aug 2014	Feb 2015	Jul 2015	MED.	AVG.	STD. DEV.	MIN.	MAX.
GENERAL CHEMISTRY									
Bicarbonate	mg/L	NA	NA	NA	200	207	10.3	200	220
Carbonate	mg/L	NA	NA	NA	2.50	2.67	1.13	1.5	4.0
Chloride	mg/L	6.0	7.1	NA	4.95	5.04	1.30	3.3	7.1
Hardness as CaCO3	mg/L	210[6]	170	NA	180	165	54.9	1	190
Hydroxide	mg/L	1.4	1.4	NA	NC	NC	NC	NC	NC
MBAS	mg/L	0.015	0.015	NA	NC	NC	NC	NC	NC
Nitrate as N	mg/L	4.4	4.7	NA	4.50	6.42	6.00	3.8	24.4
Perchlorate	µg/L	10	9.9	11	49.0	147	150	**3.3**	380
Phenols	µg/L	NA	NA	NA	NC	NC	NC	4.9	14
Phosphorus (Total)	mg/L	NA	NA	NA	NC	NC	NC	**0.02**	**0.02**
Sulfate	mg/L	20	21	NA	19.5	19.0	1.54	17	21
Total Alkainity as CaCO3	mg/L	180	180	NA	165	170	12.1	160	190
Total Dissolved Solids	mg/L	210	270	NA	265	250	33.0	200	290
FIELD PARAMETERS									
Dissolved Oxygen	mg/L	6.99	5.44	6.24	7.85	8.27	2.55	3.92	14.6
pH	Units	7.12	7.26	7.34	7.30	7.32	0.434	6.3	8.23
Specific Conductance	µmhos/cm	366	859	474	410	427	120	250	859
Temperature	°C	21.75	22.71	22.38	20.7	20.7	1.29	19	23.0
Turbidity	NTU	123.0	105.0	101	103	109	67.2	9.8	210.0
METALS									
Aluminum	mg/L	NA	NA	NA	NC	NC	NC	NC	NC
Antimony	mg/L	**0.0064**	0.0049	NA	NC	NC	NC	0.00014	**0.028**
Arsenic	mg/L	**0.017[5]**	0.0092	NA	NC	NC	NC	0.00035	**0.017**
Barium	mg/L	0.028	0.026	NA	0.0260	0.0265	0.00104	**0.025**	0.028
Beryllium	mg/L	0.0050	0.0050	NA	NC	NC	NC	NC	NC
Boron	mg/L	NA	NA	NA	NC	NC	NC	0.011	**0.014**
Cadmium	mg/L	0.0011	0.0011	NA	NC	NC	NC	NC	NC
Calcium	mg/L	68[6]	54	NA	59.0	59.5	4.31	54	68
Chromium	mg/L	**0.0011**	**0.0011**	NA	0.00115	0.00207	0.00192	0.00092	0.0061
Chromium VI	mg/L	NA	NA	NA	NC	NC	NC	0.000029	0.0011
Cobalt	mg/L	**0.0020**	0.0011	NA	NC	NC	NC	**0.000090**	**0.0020**
Copper	mg/L	0.0010	0.0010	NA	NC	NC	NC	**0.00024**	**0.0017**
Iron	mg/L	NA	NA	NA	NC	NC	NC	NC	NC
Lead	mg/L	**0.0038**	0.0035	NA	NC	NC	NC	0.000020	**0.0085**
Lithium	mg/L	NA	NA	NA	NC	NC	NC	NC	NC
Magnesium	mg/L	10[6]	7.8	NA	8.80	8.77	0.647	7.8	10
Manganese	mg/L	NA	NA	NA	NC	NC	NC	**0.00016**	**0.00016**
Mercury	mg/L	0.000033	0.000033	NA	NC	NC	NC	NC	NC
Molybdenum	mg/L	**0.018**	**0.0027**	NA	NC	NC	NC	0.0014	**0.018**
Nickel	mg/L	0.0024	0.0024	NA	NC	NC	NC	**0.0011**	**0.0011**
Potassium	mg/L	3.2[5,6]	2.6	NA	2.70	2.73	0.186	2.5	3.2
Selenium	mg/L	0.015	0.015	NA	NC	NC	NC	**0.00072**	**0.019**
Silica (total)	mg/L	NA	NA	NA	NC	NC	NC	0.00014	0.022
Silver	mg/L	**0.0014**	0.0012	NA	NC	NC	NC	0.00031	**0.0014**
Sodium	mg/L	12	9.3	NA	11.0	10.5	0.976	9.2	12
Strontium	mg/L	NA	NA	NA	NC	NC	NC	0.0017	0.360
Thallium	mg/L	0.010	0.010	NA	NC	NC	NC	NC	NC
Tin	mg/L	NA	NA	NA	NC	NC	NC	NC	NC
Titanium	mg/L	NA	NA	NA	NC	NC	NC	NC	NC
Vanadium	mg/L	**0.0030**	**0.0022**	NA	NC	NC	NC	**0.0022**	**0.0042**
Zinc	mg/L	0.0050	0.0050	NA	0.00500	2.46	4.67	**0.00050**	11
VOLATILE ORGANIC COMPOUNDS									
1,1-Dichloroethane	µg/L	0.11	**0.11**	0.11	0.130	0.213	0.132	0.081	**0.46**
1,1-Dichloroethene	µg/L	0.18	1.7	1.7	1.20	1.31	0.947	0.14	3.5
1,1,1-Trichloroethane	µg/L	0.11	0.11	0.11	0.290	0.531	0.450	0.081	1.4
1,1,2-Trichloro-1,2,2-trifluoroethane	µg/L	0.15	0.15	0.15	0.150	0.167	0.0902	0.081	**0.44**
1,2-Dichloroethane	µg/L	0.17	0.17	0.17	0.170	0.162	0.0560	0.060	**0.080**
1,2-Dichloropropane	µg/L	0.13	0.13	0.13	0.370	0.878	0.907	0.12	2.9
Chloroform	µg/L	0.71	0.88	0.81	1.00	1.07	0.590	0.12	2.3
cis-1,2-Dichloroethene	µg/L	0.085	0.085	0.085	NC	NC	NC	0.070	**0.32**
Dibromochloromethane	µg/L	0.13	0.13	0.13	NC	NC	NC	0.13	1.8
Dichlorodifluoromethane	µg/L	0.099	**0.12**	**0.14**	NC	NC	NC	0.042	**0.47**
Methylene Chloride	µg/L	0.48	0.48	0.48	0.480	0.535	0.414	0.067	1.6
Methyl t-butyl ether	µg/L	0.11	**0.17**	**0.11**	NC	NC	NC	0.11	**0.17**
n-Butylbenzene	µg/L	0.11	0.11	0.11	NC	NC	NC	0.11	**0.23**
Tetrachloroethene	µg/L	1.7	1.8	1.5	1.80	1.90	1.13	0.16	4.4
Trichloroethene	µg/L	11	12	12	21.5	28.1	21.3	**0.38**	79
Trichlorofluoromethane	µg/L	0.13	0.13	0.13	NC	NC	NC	0.050	**0.35**
TIC: N-Methylthioformamide	µg/L	NR	NR	NR	0.330	0.330	0.0	0.33	0.33
SEMI-VOLATILE ORGANIC COMPOUNDS (EPA 8270)									
bis(2-Ethylhexyl)phthalate	µg/L	3.0	3.0	NA	NC	NC	NC	1.1	**2.2**
N-Nitrosodimethylamine (NDMA)	µg/L	0.61	0.0073	NA	NC	NC	NC	0.00058	0.030
ORGANOCHLORINE PESTICIDES (EPA 8081): ND									
PCBs (EPA 8082): ND									
ORGANO-PHOSPHORUS PESTICIDES (EPA 8141): ND									
CHLORINATED HERBICIDES (EPA 8151):									
Dicamba	µg/L	0.037	0.043	NA	0.0370	0.176	0.256	0.037	0.59
EXPLOSIVE RESIDUES (EPA 8330): ND									

TABLE 57
HISTORICAL SUMMARY DATA - MONITORING WELL N-8 DEEP (2-INCH)
RIALTO GWTS PERCHLORATE AND VOC REMEDIATION

ANALYTE	UNITS	May 2003	Oct 2004	Nov 2004	Dec 2004	Feb 2005	Aug 2006	Nov 2006	Feb 2007	May 2007
GENERAL CHEMISTRY										
Perchlorate	µg/L	**3.1**	DRY	DRY	DRY	DRY	DRY	DRY	DRY	DRY
VOLATILE ORGANIC COMPOUNDS										
Chloroform	µg/L	0.16	DRY	DRY	DRY	DRY	DRY	DRY	DRY	DRY
cis-1,2-Dichloroethene	µg/L	0.17	DRY	DRY	DRY	DRY	DRY	DRY	DRY	DRY
1,1-Dichloroethane	µg/L	0.18	DRY	DRY	DRY	DRY	DRY	DRY	DRY	DRY
1,1-Dichloroethene	µg/L	0.17	DRY	DRY	DRY	DRY	DRY	DRY	DRY	DRY
1,2-Dichloroethane	µg/L	0.12	DRY	DRY	DRY	DRY	DRY	DRY	DRY	DRY
1,2-Dichloropropane	µg/L	0.14	DRY	DRY	DRY	DRY	DRY	DRY	DRY	DRY
Dichlorodifluoromethane	µg/L	0.042	DRY	DRY	DRY	DRY	DRY	DRY	DRY	DRY
Methylene Chloride	µg/L	0.11	DRY	DRY	DRY	DRY	DRY	DRY	DRY	DRY
Tetrachloroethene	µg/L	0.17	DRY	DRY	DRY	DRY	DRY	DRY	DRY	DRY
1,1,1-Trichloroethane	µg/L	0.16	DRY	DRY	DRY	DRY	DRY	DRY	DRY	DRY
Trichloroethene	µg/L	0.15	DRY	DRY	DRY	DRY	DRY	DRY	DRY	DRY
Trichlorofluoromethane	µg/L	0.050	DRY	DRY	DRY	DRY	DRY	DRY	DRY	DRY

TABLE 57 (CONT'D)
HISTORICAL SUMMARY DATA - MONITORING WELL N-8 DEEP (2-INCH)
RIALTO GWTS PERCHLORATE AND VOC REMEDIATION

ANALYTE	UNITS	Aug 2007	Nov 2007	Jan 2008	May 2008	Aug 2008	Nov 2008	Feb 2009	May 2009	Aug 2009
GENERAL CHEMISTRY										
Perchlorate	µg/L	DRY	DRY	DRY	DRY	DRY	DRY	DRY	DRY	DRY
VOLATILE ORGANIC COMPOUNDS										
Chloroform	µg/L	DRY	DRY	DRY	DRY	DRY	DRY	DRY	DRY	DRY
cis-1,2-Dichloroethene	µg/L	DRY	DRY	DRY	DRY	DRY	DRY	DRY	DRY	DRY
1,1-Dichloroethane	µg/L	DRY	DRY	DRY	DRY	DRY	DRY	DRY	DRY	DRY
1,1-Dichloroethene	µg/L	DRY	DRY	DRY	DRY	DRY	DRY	DRY	DRY	DRY
1,2-Dichloroethane	µg/L	DRY	DRY	DRY	DRY	DRY	DRY	DRY	DRY	DRY
1,2-Dichloropropane	µg/L	DRY	DRY	DRY	DRY	DRY	DRY	DRY	DRY	DRY
Dichlorodifluoromethane	µg/L	DRY	DRY	DRY	DRY	DRY	DRY	DRY	DRY	DRY
Methylene Chloride	µg/L	DRY	DRY	DRY	DRY	DRY	DRY	DRY	DRY	DRY
Tetrachloroethene	µg/L	DRY	DRY	DRY	DRY	DRY	DRY	DRY	DRY	DRY
1,1,1-Trichloroethane	µg/L	DRY	DRY	DRY	DRY	DRY	DRY	DRY	DRY	DRY
Trichloroethene	µg/L	DRY	DRY	DRY	DRY	DRY	DRY	DRY	DRY	DRY
Trichlorofluoromethane	µg/L	DRY	DRY	DRY	DRY	DRY	DRY	DRY	DRY	DRY

TABLE 57 (CONT'D)
HISTORICAL SUMMARY DATA - MONITORING WELL N-8 DEEP (2-INCH)
RIALTO GWTS PERCHLORATE AND VOC REMEDIATION

ANALYTE	UNITS	Nov 2009	Feb 2010	May 2010	Aug 2010	Nov 2010	Feb 2011	May 2011	Aug 2011	Nov 2011
GENERAL CHEMISTRY										
Perchlorate	µg/L	DRY	DRY	DRY	DRY	DRY	DRY	DRY	DRY	DRY
VOLATILE ORGANIC COMPOUNDS										
Chloroform	µg/L	DRY	DRY	DRY	DRY	DRY	DRY	DRY	DRY	DRY
cis-1,2-Dichloroethene	µg/L	DRY	DRY	DRY	DRY	DRY	DRY	DRY	DRY	DRY
1,1-Dichloroethane	µg/L	DRY	DRY	DRY	DRY	DRY	DRY	DRY	DRY	DRY
1,1-Dichloroethene	µg/L	DRY	DRY	DRY	DRY	DRY	DRY	DRY	DRY	DRY
1,2-Dichloroethane	µg/L	DRY	DRY	DRY	DRY	DRY	DRY	DRY	DRY	DRY
1,2-Dichloropropane	µg/L	DRY	DRY	DRY	DRY	DRY	DRY	DRY	DRY	DRY
Dichlorodifluoromethane	µg/L	DRY	DRY	DRY	DRY	DRY	DRY	DRY	DRY	DRY
Methylene Chloride	µg/L	DRY	DRY	DRY	DRY	DRY	DRY	DRY	DRY	DRY
Tetrachloroethene	µg/L	DRY	DRY	DRY	DRY	DRY	DRY	DRY	DRY	DRY
1,1,1-Trichloroethane	µg/L	DRY	DRY	DRY	DRY	DRY	DRY	DRY	DRY	DRY
Trichloroethene	µg/L	DRY	DRY	DRY	DRY	DRY	DRY	DRY	DRY	DRY
Trichlorofluoromethane	µg/L	DRY	DRY	DRY	DRY	DRY	DRY	DRY	DRY	DRY

TABLE 57 (CONT'D)
HISTORICAL SUMMARY DATA - MONITORING WELL N-8 DEEP (2-INCH)
RIALTO GWTS PERCHLORATE AND VOC REMEDIATION

ANALYTE	UNITS	Jan 2012	Feb 2015	May 2015	Jul 2015	MED.	AVG.	STD. DEV.	MIN.	MAX.
GENERAL CHEMISTRY										
Perchlorate	µg/L	DRY	DRY	DRY	DRY	NC	NC	NC	**3.1**	**3.1**
VOLATILE ORGANIC COMPOUNDS										
Chloroform	µg/L	DRY	DRY	DRY	DRY	NC	NC	NC	0.16	NC
cis-1,2-Dichloroethene	µg/L	DRY	DRY	DRY	DRY	NC	NC	NC	0.17	NC
1,1-Dichloroethane	µg/L	DRY	DRY	DRY	DRY	0.180	0.180	NC	0.18	NC
1,1-Dichloroethene	µg/L	DRY	DRY	DRY	DRY	0.170	0.170	NC	0.17	NC
1,2-Dichloroethane	µg/L	DRY	DRY	DRY	DRY	0.120	0.120	NC	0.12	NC
1,2-Dichloropropane	µg/L	DRY	DRY	DRY	DRY	0.140	0.140	NC	0.14	NC
Dichlorodifluoromethane	µg/L	DRY	DRY	DRY	DRY	NC	NC	NC	0.042	NC
Methylene Chloride	µg/L	DRY	DRY	DRY	DRY	NC	NC	NC	0.11	NC
Tetrachloroethene	µg/L	DRY	DRY	DRY	DRY	NC	NC	NC	0.17	NC
1,1,1-Trichloroethane	µg/L	DRY	DRY	DRY	DRY	0.160	0.160	NC	0.16	NC
Trichloroethene	µg/L	DRY	DRY	DRY	DRY	NC	NC	NC	0.15	NC
Trichlorofluoromethane	µg/L	DRY	DRY	DRY	DRY	NC	NC	NC	0.050	NC

TABLE 58
HISTORICAL SUMMARY RESULTS - MONITORING WELL N-9 SHALLOW (4-INCH)
RIALTO GWTS PERCHLORATE AND VOC REMEDIATION

ANALYTE	UNITS	May 2003	Aug 2004	Sep 2004	Oct 2004	Nov 2004	Dec 2004	Feb 2005	Jan 2006	Aug 2007
GENERAL CHEMISTRY										
Perchlorate	µg/L	DRY	DRY	DRY	DRY	DRY	DRY	DRY	DRY	DRY
FIELD PARAMETERS										
Dissolved Oxygen	mg/L	DRY	DRY	DRY	DRY	DRY	DRY	DRY	DRY	DRY
pH	Units	DRY	DRY	DRY	DRY	DRY	DRY	DRY	DRY	DRY
Specific Conductance	µmhos/cm	DRY	DRY	DRY	DRY	DRY	DRY	DRY	DRY	DRY
Temperature	°C	DRY	DRY	DRY	DRY	DRY	DRY	DRY	DRY	DRY
Turbidity	NTU	DRY	DRY	DRY	DRY	DRY	DRY	DRY	DRY	DRY
VOLATILE ORGANIC COMPOUNDS										
Acetone	µg/L	DRY	DRY	DRY	DRY	DRY	DRY	DRY	DRY	DRY
Chloroform	µg/L	DRY	DRY	DRY	DRY	DRY	DRY	DRY	DRY	DRY
1,1-Dichloroethane	µg/L	DRY	DRY	DRY	DRY	DRY	DRY	DRY	DRY	DRY
1,1-Dichloroethene	µg/L	DRY	DRY	DRY	DRY	DRY	DRY	DRY	DRY	DRY
1,2-Dichloropropane	µg/L	DRY	DRY	DRY	DRY	DRY	DRY	DRY	DRY	DRY
cis-1,2-Dichloroethene	µg/L	DRY	DRY	DRY	DRY	DRY	DRY	DRY	DRY	DRY
Dichlorodifluoromethane	µg/L	DRY	DRY	DRY	DRY	DRY	DRY	DRY	DRY	DRY
Dibromochloromethane	µg/L	DRY	DRY	DRY	DRY	DRY	DRY	DRY	DRY	DRY
Methylene Chloride	µg/L	DRY	DRY	DRY	DRY	DRY	DRY	DRY	DRY	DRY
Tetrachloroethene	µg/L	DRY	DRY	DRY	DRY	DRY	DRY	DRY	DRY	DRY
Toluene	µg/L	DRY	DRY	DRY	DRY	DRY	DRY	DRY	DRY	DRY
1,1,1-Trichloroethane	µg/L	DRY	DRY	DRY	DRY	DRY	DRY	DRY	DRY	DRY
Trichloroethene	µg/L	DRY	DRY	DRY	DRY	DRY	DRY	DRY	DRY	DRY
Trichlorofluoromethane	µg/L	DRY	DRY	DRY	DRY	DRY	DRY	DRY	DRY	DRY

TABLE 58 (CONT'D)
HISTORICAL SUMMARY RESULTS - MONITORING WELL N-9 SHALLOW (4-INCH)
RIALTO GWTS PERCHLORATE AND VOC REMEDIATION

ANALYTE	UNITS	Nov 2007	Jan 2008	May 2008	Aug 2008	Nov 2008	Feb 2009	May 2009	Aug 2009	Nov 2009
GENERAL CHEMISTRY										
Perchlorate	µg/L	DRY	DRY	DRY	DRY	DRY	DRY	DRY	DRY	DRY
FIELD PARAMETERS										
Dissolved Oxygen	mg/L	DRY	DRY	DRY	DRY	DRY	DRY	DRY	DRY	DRY
pH	Units	DRY	DRY	DRY	DRY	DRY	DRY	DRY	DRY	DRY
Specific Conductance	µmhos/cm	DRY	DRY	DRY	DRY	DRY	DRY	DRY	DRY	DRY
Temperature	°C	DRY	DRY	DRY	DRY	DRY	DRY	DRY	DRY	DRY
Turbidity	NTU	DRY	DRY	DRY	DRY	DRY	DRY	DRY	DRY	DRY
VOLATILE ORGANIC COMPOUNDS										
Acetone	µg/L	DRY	DRY	DRY	DRY	DRY	DRY	DRY	DRY	DRY
Chloroform	µg/L	DRY	DRY	DRY	DRY	DRY	DRY	DRY	DRY	DRY
1,1-Dichloroethane	µg/L	DRY	DRY	DRY	DRY	DRY	DRY	DRY	DRY	DRY
1,1-Dichloroethene	µg/L	DRY	DRY	DRY	DRY	DRY	DRY	DRY	DRY	DRY
1,2-Dichloropropane	µg/L	DRY	DRY	DRY	DRY	DRY	DRY	DRY	DRY	DRY
cis-1,2-Dichloroethene	µg/L	DRY	DRY	DRY	DRY	DRY	DRY	DRY	DRY	DRY
Dichlorodifluoromethane	µg/L	DRY	DRY	DRY	DRY	DRY	DRY	DRY	DRY	DRY
Dibromochloromethane	µg/L	DRY	DRY	DRY	DRY	DRY	DRY	DRY	DRY	DRY
Methylene Chloride	µg/L	DRY	DRY	DRY	DRY	DRY	DRY	DRY	DRY	DRY
Tetrachloroethene	µg/L	DRY	DRY	DRY	DRY	DRY	DRY	DRY	DRY	DRY
Toluene	µg/L	DRY	DRY	DRY	DRY	DRY	DRY	DRY	DRY	DRY
1,1,1-Trichloroethane	µg/L	DRY	DRY	DRY	DRY	DRY	DRY	DRY	DRY	DRY
Trichloroethene	µg/L	DRY	DRY	DRY	DRY	DRY	DRY	DRY	DRY	DRY
Trichlorofluoromethane	µg/L	DRY	DRY	DRY	DRY	DRY	DRY	DRY	DRY	DRY

TABLE 58 (CONT'D)
HISTORICAL SUMMARY RESULTS - MONITORING WELL N-9 SHALLOW (4-INCH)
RIALTO GWTS PERCHLORATE AND VOC REMEDIATION

ANALYTE	UNITS	Feb 2010	May 2010	Aug 2010	Feb 2011	May 2011	Aug 2011	Nov 2011
GENERAL CHEMISTRY								
Perchlorate	µg/L	DRY	DRY	DRY	DRY	DRY	DRY	DRY
FIELD PARAMETERS								
Dissolved Oxygen	mg/L	DRY	DRY	DRY	DRY	DRY	DRY	DRY
pH	Units	DRY	DRY	DRY	DRY	DRY	DRY	DRY
Specific Conductance	µmhos/cm	DRY	DRY	DRY	DRY	DRY	DRY	DRY
Temperature	°C	DRY	DRY	DRY	DRY	DRY	DRY	DRY
Turbidity	NTU	DRY	DRY	DRY	DRY	DRY	DRY	DRY
VOLATILE ORGANIC COMPOUNDS								
Acetone	µg/L	DRY	DRY	DRY	DRY	DRY	DRY	DRY
Chloroform	µg/L	DRY	DRY	DRY	DRY	DRY	DRY	DRY
1,1-Dichloroethane	µg/L	DRY	DRY	DRY	DRY	DRY	DRY	DRY
1,1-Dichloroethene	µg/L	DRY	DRY	DRY	DRY	DRY	DRY	DRY
1,2-Dichloropropane	µg/L	DRY	DRY	DRY	DRY	DRY	DRY	DRY
cis-1,2-Dichloroethene	µg/L	DRY	DRY	DRY	DRY	DRY	DRY	DRY
Dichlorodifluoromethane	µg/L	DRY	DRY	DRY	DRY	DRY	DRY	DRY
Dibromochloromethane	µg/L	DRY	DRY	DRY	DRY	DRY	DRY	DRY
Methylene Chloride	µg/L	DRY	DRY	DRY	DRY	DRY	DRY	DRY
Tetrachloroethene	µg/L	DRY	DRY	DRY	DRY	DRY	DRY	DRY
Toluene	µg/L	DRY	DRY	DRY	DRY	DRY	DRY	DRY
1,1,1-Trichloroethane	µg/L	DRY	DRY	DRY	DRY	DRY	DRY	DRY
Trichloroethene	µg/L	DRY	DRY	DRY	DRY	DRY	DRY	DRY
Trichlorofluoromethane	µg/L	DRY	DRY	DRY	DRY	DRY	DRY	DRY

TABLE 58 (CONT'D)
HISTORICAL SUMMARY RESULTS - MONITORING WELL N-9 SHALLOW (4-INCH)
RIALTO GWTS PERCHLORATE AND VOC REMEDIATION

ANALYTE	UNITS	Feb 2012	Jul 2015	MED.	AVG.	STD. DEV.	MIN.	MAX.
GENERAL CHEMISTRY								
Perchlorate	µg/L	DRY	DRY	NC	NC	NC	NC	NC
FIELD PARAMETERS								
Dissolved Oxygen	mg/L	DRY	DRY	NC	NC	NC	NC	NC
pH	Units	DRY	DRY	NC	NC	NC	NC	NC
Specific Conductance	µmhos/cm	DRY	DRY	NC	NC	NC	NC	NC
Temperature	°C	DRY	DRY	NC	NC	NC	NC	NC
Turbidity	NTU	DRY	DRY	NC	NC	NC	NC	NC
VOLATILE ORGANIC COMPOUNDS								
Acetone	µg/L	DRY	DRY	NC	NC	NC	NC	NC
Chloroform	µg/L	DRY	DRY	NC	NC	NC	NC	NC
1,1-Dichloroethane	µg/L	DRY	DRY	NC	NC	NC	NC	NC
1,1-Dichloroethene	µg/L	DRY	DRY	NC	NC	NC	NC	NC
1,2-Dichloropropane	µg/L	DRY	DRY	NC	NC	NC	NC	NC
cis-1,2-Dichloroethene	µg/L	DRY	DRY	NC	NC	NC	NC	NC
Dichlorodifluoromethane	µg/L	DRY	DRY	NC	NC	NC	NC	NC
Dibromochloromethane	µg/L	DRY	DRY	NC	NC	NC	NC	NC
Methylene Chloride	µg/L	DRY	DRY	NC	NC	NC	NC	NC
Tetrachloroethene	µg/L	DRY	DRY	NC	NC	NC	NC	NC
Toluene	µg/L	DRY	DRY	NC	NC	NC	NC	NC
1,1,1-Trichloroethane	µg/L	DRY	DRY	NC	NC	NC	NC	NC
Trichloroethene	µg/L	DRY	DRY	NC	NC	NC	NC	NC
Trichlorofluoromethane	µg/L	DRY	DRY	NC	NC	NC	NC	NC

TABLE 59
HISTORICAL SUMMARY DATA - MONITORING WELL N-9 DEEP (2-INCH)
RIALTO GWTS PERCHLORATE AND VOC REMEDIATION

ANALYTE	UNITS	May 2003	May 2004	Oct 2004	Nov 2004	Dec 2004	Jan 2005	Feb 2005	Jan 2006	Aug 2007
GENERAL CHEMISTRY										
Perchlorate	µg/L	0.30	0.11	NS	0.11	0.11	0.11	0.11	DRY	6.3
FIELD PARAMETERS										
Dissolved Oxygen	mg/L	NA	NA	NS	NA	NA	NA	NA	DRY	16.2
pH	Units	NA	NA	NS	NA	NA	NA	NA	DRY	7.7
Specific Conductance	µmhos/cm	NA	NA	NS	NA	NA	NA	NA	DRY	290
Temperature	°C	NA	NA	NS	NA	NA	NA	NA	DRY	20.9
Turbidity	NTU	NA	NA	NS	NA	NA	NA	NA	DRY	620
VOLATILE ORGANIC COMPOUNDS										
1,2-Dichloropropane	µg/L	0.14	NA	NS	NA	NA	NA	0.15	DRY	NA
Benzene	µg/L	0.18	0.060	NS	0.057	0.13	**0.17**	0.17	DRY	0.12
Ethylbenzene	µg/L	0.18	0.077	NS	0.077	0.077	**0.11**	0.18	DRY	0.13
Methylene Chloride	µg/L	0.11	4.4[(6)]	NS	0.067	NS	0.067	0.94	DRY	0.16
Tetrachloroethene	µg/L	0.17	0.23	NS	0.13	0.13	NA	0.16	DRY	NA
Toluene	µg/L	0.18	0.063	NS	0.083	0.083	0.62	0.17	DRY	0.12
Trichloroethene	µg/L	0.15	0.23	NS	0.075	0.075	NA	0.18	DRY	NA

TABLE 59 (CONT'D)
HISTORICAL SUMMARY DATA - MONITORING WELL N-9 DEEP (2-INCH)
RIALTO GWTS PERCHLORATE AND VOC REMEDIATION

ANALYTE	UNITS	Nov 2007	Jan 2008	May 2008	Jul 2008	Aug 2008	Nov 2008	Feb 2009	May 2009	Aug 2009
GENERAL CHEMISTRY										
Perchlorate	µg/L	50	**3.3**	40	16	28	75	79	15	32
FIELD PARAMETERS										
Dissolved Oxygen	mg/L	NA	NA	9.6	10.94	10.59	8.23	NA	NA	NA
pH	Units	6.9	6.7	7.6	7.56	6.46	5.9	6.0	7.01	7.33
Specific Conductance	µmhos/cm	310	240	364	NA	380	369	381	222	208
Temperature	°C	19.4	15.0	19.2	26.6	25.4	20.2	18.9	23.72	25.5
Turbidity	NTU	213.0	88.7	376.0	79.4	61.7	18.6	102.0	717	27.0
VOLATILE ORGANIC COMPOUNDS										
1,2-Dichloropropane	µg/L	NA	NA	0.12	0.12	0.12	0.12	0.12	0.12	0.12
Benzene	µg/L	0.12	0.18	0.32	0.18	0.18	0.18	0.18	0.18	0.18
Ethylbenzene	µg/L	0.13	0.18	0.33	0.16	0.16	0.16	0.16	0.16	0.14
Methylene Chloride	µg/L	0.16	0.27	0.27	0.27	0.27	0.27	0.27	0.27	0.28
Tetrachloroethene	µg/L	NA	NA	0.28	0.13	0.13	0.13	0.13	0.13	0.13
Toluene	µg/L	0.12	0.14	0.24	0.12	0.12	0.12	0.12	0.12	0.12
Trichloroethene	µg/L	NA	NA	0.19	0.16	0.16	**0.45**	1.4	0.92	1.4

TABLE 59 (CONT'D)
HISTORICAL SUMMARY DATA - MONITORING WELL N-9 DEEP (2-INCH)
RIALTO GWTS PERCHLORATE AND VOC REMEDIATION

ANALYTE	UNITS	Nov 2009	Feb 2010	May 2010	Aug 2010	Feb 2011	May 2011	Aug 2011	Nov 2011
GENERAL CHEMISTRY									
Perchlorate	µg/L	120	56	DRY	DRY	DRY	DRY	DRY	DRY
FIELD PARAMETERS									
Dissolved Oxygen	mg/L	10.45	NA	DRY	DRY	DRY	DRY	DRY	DRY
pH	Units	7.89	NA	DRY	DRY	DRY	DRY	DRY	DRY
Specific Conductance	µmhos/cm	309	NA	DRY	DRY	DRY	DRY	DRY	DRY
Temperature	°C	19.58	NA	DRY	DRY	DRY	DRY	DRY	DRY
Turbidity	NTU	>900	NA	DRY	DRY	DRY	DRY	DRY	DRY
VOLATILE ORGANIC COMPOUNDS									
1,2-Dichloropropane	µg/L	0.12	**0.19**	DRY	DRY	DRY	DRY	DRY	DRY
Benzene	µg/L	0.086	0.086	DRY	DRY	DRY	DRY	DRY	DRY
Ethylbenzene	µg/L	0.12	0.12	DRY	DRY	DRY	DRY	DRY	DRY
Methylene Chloride	µg/L	0.28	0.28	DRY	DRY	DRY	DRY	DRY	DRY
Tetrachloroethene	µg/L	0.13	**0.21**	DRY	DRY	DRY	DRY	DRY	DRY
Toluene	µg/L	0.093	0.093	DRY	DRY	DRY	DRY	DRY	DRY
Trichloroethene	µg/L	1.2	1.7	DRY	DRY	DRY	DRY	DRY	DRY

TABLE 59 (CONT'D)
HISTORICAL SUMMARY DATA - MONITORING WELL N-9 DEEP (2-INCH)
RIALTO GWTS PERCHLORATE AND VOC REMEDIATION

ANALYTE	UNITS	Feb 2012	Jul 2015	MED.	AVG.	STD. DEV.	MIN.	MAX.
GENERAL CHEMISTRY								
Perchlorate	µg/L	DRY	DRY	15.5	32.1	39.5	0.11	120
FIELD PARAMETERS								
Dissolved Oxygen	mg/L	DRY	DRY	10.5	11.3	3.19	8.23	16.2
pH	Units	DRY	DRY	7.01	6.99	0.745	5.9	7.89
Specific Conductance	µmhos/cm	DRY	DRY	310	305	70.7	208	381
Temperature	°C	DRY	DRY	20.2	21.2	4.02	15.0	26.6
Turbidity	NTU	DRY	DRY	95.4	253	280	18.6	717
VOLATILE ORGANIC COMPOUNDS								
1,2-Dichloropropane	µg/L	DRY	DRY	0.120	0.135	0.0263	0.12	**0.19**
Benzene	µg/L	DRY	DRY	NC	NC	NC	0.057	**0.17**
Ethylbenzene	µg/L	DRY	DRY	NC	NC	NC	0.077	**0.11**
Methylene Chloride	µg/L	DRY	DRY	NC	NC	NC	0.067	NC
Tetrachloroethene	µg/L	DRY	DRY	NC	NC	NC	0.13	**0.21**
Toluene	µg/L	DRY	DRY	NC	NC	NC	0.063	NC
Trichloroethene	µg/L	DRY	DRY	0.210	0.629	0.636	0.075	1.7

TABLE 60
HISTORICAL SUMMARY DATA - MONITORING WELL N-10 SHALLOW (2-INCH)
RIALTO GWTS PERCHLORATE AND VOC REMEDIATION

ANALYTE	UNITS	Aug 2003	Jul 2004	Nov 2004	Nov 2004	Dec 2004	Jan 2005	Feb 2005	Feb 2005	Mar 2005
GENERAL CHEMISTRY										
Bicarbonate	mg/L	NA	NA	NA	210	NA	NA	NA	NA	NA
Carbonate	mg/L	NA	NA	NA	1.5	NA	NA	NA	NA	NA
Chemical Oxygen Demand	mg/L	NA	NA	NA	180	NA	NA	NA	NA	NA
Chloride	mg/L	NA	NA	NA	5.5	NA	NA	NA	NA	NA
Cyanide (total)	mg/L	NA	NA	NA	**0.010**	NA	NA	NA	NA	NA
Fluoride	mg/L	NA	NA	NA	0.32	NA	NA	NA	NA	NA
Hardness as CaCO3	mg/L	NA	NA	NA	1010	NA	NA	NA	NA	NA
Hydroxide	mg/L	NA	NA	NA	0.81	NA	NA	NA	NA	NA
MBAS	mg/L	NA	NA	NA	NA	NA	NA	NA	NA	NA
Nitrate as N	mg/L	NA	NA	NA	5.16	NA	NA	NA	NA	NA
ortho-Phosphate	mg/L	NA	NA	NA	0.093	NA	NA	NA	NA	NA
Perchlorate	µg/L	160	NA	260	260	180	250	NA	280	170
Phosphorus (total)	mg/L	NA	NA	NA	12	NA	NA	NA	NA	NA
Sulfate	mg/L	NA	NA	NA	14	NA	NA	NA	NA	NA
Total Alkalinity as CaCO3	mg/L	NA	NA	NA	170	NA	NA	NA	NA	NA
Total Dissolved Solids	mg/L	NA	NA	NA	234	NA	NA	NA	NA	NA
FIELD PARAMETERS										
Dissolved Oxygen	mg/L	NA	NA	NA	NA	NA	NA	NA	NA	NA
pH	Units	NA	NA	8.1	7.93	8.1	8.1	NA	NA	NA
Specific Conductance	µmhos/cm	NA	NA	NA	389	NA	NA	NA	NA	NA
Temperature	°C	NA	NA	NA	18.8	NA	NA	NA	NA	NA
Turbidity	NTU	NA	NA	NA	40	NA	NA	NA	NA	NA
METALS										
Aluminum	mg/L	NA	NA	NA	0.044	NA	NA	NA	NA	0.044
Antimony	mg/L	NA	NA	NA	1.9	NA	NA	NA	NA	0.00014
Arsenic	mg/L	NA	NA	NA	0.180	NA	NA	NA	NA	0.00035
Barium	mg/L	NA	NA	NA	1.6	NA	NA	NA	NA	**0.022**
Beryllium	mg/L	NA	NA	NA	NA	NA	NA	NA	NA	0.000044
Boron	mg/L	NA	NA	NA	0.130	NA	NA	NA	NA	**0.013**
Cadmium	mg/L	NA	NA	NA	**0.0046**	NA	NA	NA	NA	0.000024
Calcium	mg/L	NA	NA	NA	190	NA	55	NA	NA	53
Chromium VI	mg/L	NA	NA	NA	0.002	NA	NA	NA	NA	0.0014
Chromium	mg/L	NA	NA	NA	0.540	NA	NA	NA	NA	0.0064
Cobalt	mg/L	NA	NA	NA	0.190	NA	NA	NA	NA	**0.000076**
Copper	mg/L	NA	NA	NA	0.400	NA	NA	NA	NA	**0.00021**
Iron	mg/L	NA	NA	NA	400	NA	NA	NA	NA	0.0034
Lead	mg/L	NA	NA	NA	0.219	NA	NA	NA	NA	0.000020
Magnesium	mg/L	NA	NA	NA	130	NA	7.5	NA	NA	7.3
Manganese	mg/L	NA	NA	NA	7.9	NA	NA	NA	NA	**0.00016**
Mercury	mg/L	NA	NA	NA	0.00027	NA	NA	NA	NA	0.000032
Molybdenum	mg/L	NA	NA	NA	0.026	NA	NA	NA	NA	**0.0028**
Nickel	mg/L	NA	NA	NA	0.396	NA	NA	NA	NA	**0.00084**
Potassium	mg/L	NA	NA	NA	56	NA	5.1	NA	NA	2.4
Selenium	mg/L	NA	NA	NA	0.0014	NA	NA	NA	NA	**0.00069**
Silica (total)	mg/L	NA	NA	NA	0.000014	NA	NA	NA	NA	0.021
Silver	mg/L	NA	NA	NA	0.013	NA	NA	NA	NA	0.000031
Sodium	mg/L	NA	NA	NA	16	NA	14	NA	NA	10
Strontium	mg/L	NA	NA	NA	0.0017	NA	NA	NA	NA	0.310
Thallium	mg/L	NA	NA	NA	**0.0023**	NA	NA	NA	NA	0.000050
Tin	mg/L	NA	NA	NA	0.0097	NA	NA	NA	NA	0.00048
Titanium	mg/L	NA	NA	NA	0.0030	NA	NA	NA	NA	0.0030
Vanadium	mg/L	NA	NA	NA	0.790	NA	NA	NA	NA	**0.0044**
Zinc	mg/L	NA	NA	NA	1.000	NA	NA	NA	NA	**0.00064**
VOLATILE ORGANIC COMPOUNDS										
1,1-Dichloroethane	µg/L	**0.25**	NA	**0.38**	**0.43**	**0.21**	**0.42**	**0.31**	0.55	**0.42**
1,1-Dichloroethene	µg/L	**0.32**	NA	0.58	0.52	**0.20**	0.05[6]	0.69	0.74	0.64
1,1,1-Trichloroethane	µg/L	**0.23**	NA	**0.33**	**0.25**	0.081	**0.28**	**0.19**	**0.37**	**0.38**
1,2-Dichloropropane	µg/L	1.4	NA	2.4	2.4	1.1	2.2	1.7	3.0	2.4
Bromodichloromethane	µg/L	0.14	NA	0.14	0.14	0.14	0.14	0.14	0.14	0.14
Chloroform	µg/L	**0.17**	NA	**0.37**[5]	**0.27**	0.050	**0.27**[5]	0.46	**0.39**	0.51
cis-1,2-Dichloroethene	µg/L	0.17	NA	**0.090**	**0.30**	**0.13**	**0.12**	**0.19**	**0.40**	NA
Methylene Chloride	µg/L	**0.87**	NA	1.4[5]	1.80	**0.73**	1.5[5]	1.8	2.1	1.7
Methyl t-butyl ether (MTBE)	µg/L	0.11	NA	0.11	0.11	0.11	0.11	0.11	0.11	0.11
Tetrachloroethene	µg/L	0.90	NA	1.4	1.3	**0.45**	1.2	0.81	1.7	1.6
Trichloroethene	µg/L	2.5	NA	7.3	5.0	1.9	4.2	3.4	7.7	11
Trichlorofluoromethane	µg/L	0.21	NA	0.20	0.20	0.20	0.060	0.16	0.21	0.21
SEMI-VOLATILE ORGANIC COMPOUNDS (EPA 8270):										
bis(2-Ethylhexyl)phthalate	µg/L	NA	NA	NA	NA	NA	NA	NA	NA	NA
N-Nitrosodimethylamine	µg/L	NA	NA	NA	NA	NA	NA	NA	NA	NA
ORGANOCHLORINE PESTICIDES (EPA 8081): NA										
PCBs (EPA 8082): NA										
ORGANO-PHOSPHORUS PESTICIDES (EPA 8141): NA										
CHLORINATED HERBICIDES (EPA 8151): NA										
EXPLOSIVE RESIDUES (EPA 8330): NA										

TABLE 60 (CONT'D)
HISTORICAL SUMMARY DATA - MONITORING WELL N-10 SHALLOW (2-INCH)
RIALTO GWTS PERCHLORATE AND VOC REMEDIATION

ANALYTE	UNITS	Jan 2006	May 2006	Nov 2006	Feb 2007	May 2007	Aug 2007	Sep 2007	Nov 2007	Jan 2008
GENERAL CHEMISTRY										
Bicarbonate	mg/L	NA	NA	180	NA	NA	NA	NA	NA	NA
Carbonate	mg/L	NA	NA	8.6[6]	NA	NA	NA	NA	NA	NA
Chemical Oxygen Demand	mg/L	NA	NA	NA	NA	NA	NA	NA	NA	NA
Chloride	mg/L	NA	NA	4.2	NA	NA	NA	NA	NA	NA
Cyanide (total)	mg/L	NA	NA	NA	NA	NA	NA	NA	NA	NA
Fluoride	mg/L	NA	NA	NA	NA	NA	NA	NA	NA	NA
Hardness as CaCO3	mg/L	NA	NA	180	NA	NA	NA	NA	NA	NA
Hydroxide	mg/L	NA	NA	2.5	NA	NA	NA	NA	NA	NA
MBAS	mg/L	NA	NA	0.039	NA	NA	NA	NA	NA	NA
Nitrate as N	mg/L	NA	NA	4.9	NA	NA	NA	NA	NA	NA
ortho-Phosphate	mg/L	NA	NA	NA	NA	NA	NA	NA	NA	NA
Perchlorate	µg/L	190	59	150	120	230	39	68	55	60
Phosphorus (total)	mg/L	NA	NA	NA	NA	NA	NA	NA	NA	NA
Sulfate	mg/L	NA	NA	14	NA	NA	NA	NA	NA	NA
Total Alkalinity as CaCO3	mg/L	NA	NA	170	NA	NA	NA	NA	NA	NA
Total Dissolved Solids	mg/L	NA	NA	220	NA	NA	NA	NA	NA	NA
FIELD PARAMETERS										
Dissolved Oxygen	mg/L	NA	NA	NA	NA	NA	19.6	9.6	11.6	NA
pH	Units	8.1	9.5	8.1	7.5	7.0	5.4	7.2	7.4	7.2
Specific Conductance	µmhos/cm	370	310	410	330	330	360	310	370	660
Temperature	°C	18.8	18.0	20.5	17.2	18.2	19.2	18.7	19.2	14.9
Turbidity	NTU	140	95	>900	<5	119	>900	>900	160	233
METALS										
Aluminum	mg/L	NA	NA	NA	NA	NA	NA	NA	NA	NA
Antimony	mg/L	NA	NA	**0.023**	NA	NA	NA	NA	NA	NA
Arsenic	mg/L	NA	NA	0.018	NA	NA	NA	NA	NA	NA
Barium	mg/L	NA	NA	0.026	NA	NA	NA	NA	NA	NA
Beryllium	mg/L	NA	NA	0.0015	NA	NA	NA	NA	NA	NA
Boron	mg/L	NA	NA	0.0098	NA	NA	NA	NA	NA	NA
Cadmium	mg/L	NA	NA	0.0032	NA	NA	NA	NA	NA	NA
Calcium	mg/L	NA	NA	58	NA	NA	NA	NA	NA	NA
Chromium VI	mg/L	NA	NA	0.001	NA	NA	NA	NA	NA	NA
Chromium	mg/L	NA	NA	0.0014	NA	NA	NA	NA	NA	NA
Cobalt	mg/L	NA	NA	0.0014	NA	NA	NA	NA	NA	NA
Copper	mg/L	NA	NA	0.0020	NA	NA	NA	NA	NA	NA
Iron	mg/L	NA	NA	0.019	NA	NA	NA	NA	NA	NA
Lead	mg/L	NA	NA	0.0065	NA	NA	NA	NA	NA	NA
Magnesium	mg/L	NA	NA	8.4	NA	NA	NA	NA	NA	NA
Manganese	mg/L	NA	NA	0.0053	NA	NA	NA	NA	NA	NA
Mercury	mg/L	NA	NA	0.000026	NA	NA	NA	NA	NA	NA
Molybdenum	mg/L	NA	NA	**0.0056**	NA	NA	NA	NA	NA	NA
Nickel	mg/L	NA	NA	0.0067	NA	NA	NA	NA	NA	NA
Potassium	mg/L	NA	NA	2.8	NA	NA	NA	NA	NA	NA
Selenium	mg/L	NA	NA	**0.077**[6]	NA	NA	NA	NA	NA	NA
Silica (total)	mg/L	NA	NA	NA	NA	NA	NA	NA	NA	NA
Silver	mg/L	NA	NA	0.0020	NA	NA	NA	NA	NA	NA
Sodium	mg/L	NA	NA	10	NA	NA	NA	NA	NA	NA
Strontium	mg/L	NA	NA	NA	NA	NA	NA	NA	NA	NA
Thallium	mg/L	NA	NA	0.016	NA	NA	NA	NA	NA	NA
Tin	mg/L	NA	NA	0.0013	NA	NA	NA	NA	NA	NA
Titanium	mg/L	NA	NA	NA	NA	NA	NA	NA	NA	NA
Vanadium	mg/L	NA	NA	0.0045	NA	NA	NA	NA	NA	NA
Zinc	mg/L	NA	NA	0.077	NA	NA	NA	NA	NA	NA
VOLATILE ORGANIC COMPOUNDS										
1,1-Dichloroethane	µg/L	**0.42**	0.25	0.10	**0.28**	**0.39**	**0.12**	**0.16**	**0.13**	**0.13**
1,1-Dichloroethene	µg/L	0.56	**0.28**	0.15	0.52	**0.42**	**0.31**	**0.50**	**0.42**	**0.43**
1,1,1-Trichloroethane	µg/L	**0.31**	0.16	0.27	0.27	0.27	0.27	0.27	0.27	0.14
1,2-Dichloropropane	µg/L	2.5	**0.47**	0.97	1.7	2.2	0.62	0.88	0.78	0.83
Bromodichloromethane	µg/L	0.14	0.14	0.14	0.14	0.14	0.14	0.14	0.14	0.14
Chloroform	µg/L	0.59	**0.15**[5]	0.56	0.58[5]	**0.42**[5]	0.098	**0.29**	0.54	**0.47**
cis-1,2-Dichloroethene	µg/L	NA	0.19	0.20	**0.22**	**0.28**	0.11	**0.12**	0.11	0.32
Methylene Chloride	µg/L	0.94	0.44	0.16	0.16	0.16	0.16	0.16	0.16	0.27
Methyl t-butyl ether (MTBE)	µg/L	0.11	0.11	0.11	0.11	0.11	0.11	0.11	0.11	0.11
Tetrachloroethene	µg/L	1.5	**0.30**	0.78	1.4	1.2	0.61	0.81	0.76	0.76
Trichloroethene	µg/L	12	2.7	8.2	14	8.6	7.2	11	11	10
Trichlorofluoromethane	µg/L	0.20	0.20	0.20	0.20	0.20	0.20	0.20	0.20	0.20
SEMI-VOLATILE ORGANIC COMPOUNDS (EPA 8270):										
bis(2-Ethylhexyl)phthalate	µg/L	NA	NA	NA	NA	NA	NA	NA	1.8	NA
N-Nitrosodimethylamine	µg/L	NA	NA	0.15	0.15	0.15	0.15	NA	0.27	NA
ORGANOCHLORINE PESTICIDES (EPA 8081): NA										
PCBs (EPA 8082): NA										
ORGANO-PHOSPHORUS PESTICIDES (EPA 8141): NA										
CHLORINATED HERBICIDES (EPA 8151): NA										
EXPLOSIVE RESIDUES (EPA 8330): NA										

TABLE 60 (CONT'D)
HISTORICAL SUMMARY DATA - MONITORING WELL N-10 SHALLOW (2-INCH)
RIALTO GWTS PERCHLORATE AND VOC REMEDIATION

ANALYTE	UNITS	May 2008	Aug 2008	Nov 2008	Feb 2009	May 2009	Aug 2009	Nov 2009	Dec 2009	Feb 2010
GENERAL CHEMISTRY										
Bicarbonate	mg/L	NA	NA	NA	220	NA	NA	NA	250	NA
Carbonate	mg/L	NA	NA	NA	2.5	NA	NA	NA	2.5	NA
Chemical Oxygen Demand	mg/L	NA	NA	NA	NA	NA	NA	NA	NA	NA
Chloride	mg/L	NA	NA	NA	4.8	NA	NA	NA	5.1	NA
Cyanide (total)	mg/L	NA	NA	NA	NA	NA	NA	NA	NA	NA
Fluoride	mg/L	NA	NA	NA	NA	NA	NA	NA	NA	NA
Hardness as CaCO3	mg/L	NA	NA	NA	180	NA	NA	NA	150	NA
Hydroxide	mg/L	NA	NA	NA	1.4	NA	NA	NA	1.4	NA
MBAS	mg/L	NA	NA	NA	0.078	NA	NA	NA	0.29	NA
Nitrate as N	mg/L	NA	NA	NA	6.3	NA	NA	NA	6.9	NA
ortho-Phosphate	mg/L	NA	NA	NA	NA	NA	NA	NA	NA	NA
Perchlorate	µg/L	78	87	94	110	120	100	NA	110	95
Phosphorus (total)	mg/L	NA	NA	NA	NA	NA	NA	NA	NA	NA
Sulfate	mg/L	NA	NA	NA	16	NA	NA	NA	18	NA
Total Alkalinity as CaCO3	mg/L	NA	NA	NA	180	NA	NA	NA	210	NA
Total Dissolved Solids	mg/L	NA	NA	NA	270	NA	NA	NA	300	NA
FIELD PARAMETERS										
Dissolved Oxygen	mg/L	NA	NA	NA	NA	NA	NA	10.56	6.50	6.71
pH	Units	7.8	7.73	7.64	8.0	7.06	6.09	6.44	6.12	7.03
Specific Conductance	µmhos/cm	668	664	634	420	510	471	271	502	427
Temperature	°C	16.6	18.83	19.93	18.0	22.87	19.45	22.9	16.85	18.08
Turbidity	NTU	107.1	101	10.2	339	188	74.8	155	715	98.9
METALS										
Aluminum	mg/L	NA	NA	NA	NA	NA	NA	NA	NA	NA
Antimony	mg/L	NA	NA	NA	0.0099	NA	NA	NA	0.034	NA
Arsenic	mg/L	NA	NA	NA	**0.021**	NA	NA	NA	0.019	NA
Barium	mg/L	NA	NA	NA	0.025[5]	NA	NA	NA	0.027	NA
Beryllium	mg/L	NA	NA	NA	0.00061	NA	NA	NA	0.0011	NA
Boron	mg/L	NA	NA	NA	NA	NA	NA	NA	NA	NA
Cadmium	mg/L	NA	NA	NA	0.00090	NA	NA	NA	0.00060	NA
Calcium	mg/L	NA	NA	NA	59	NA	NA	NA	49	NA
Chromium VI	mg/L	NA	NA	NA	NA	NA	NA	NA	NA	NA
Chromium	mg/L	NA	NA	NA	0.00092	NA	NA	NA	**0.0014**	NA
Cobalt	mg/L	NA	NA	NA	0.0043	NA	NA	NA	0.0037	NA
Copper	mg/L	NA	NA	NA	**0.0017**	NA	NA	NA	0.0015	NA
Iron	mg/L	NA	NA	NA	0.0072	NA	NA	NA	0.0093	NA
Lead	mg/L	NA	NA	NA	0.012	NA	NA	NA	0.012	NA
Magnesium	mg/L	NA	NA	NA	8.4	NA	NA	NA	7.8	NA
Manganese	mg/L	NA	NA	NA	0.00068	NA	NA	NA	0.0025	NA
Mercury	mg/L	NA	NA	NA	0.000016	NA	NA	NA	**0.00009**[6]	NA
Molybdenum	mg/L	NA	NA	NA	**0.018**[5]	NA	NA	NA	0.0050	NA
Nickel	mg/L	NA	NA	NA	0.0019	NA	NA	NA	0.0015	NA
Potassium	mg/L	NA	NA	NA	6.1	NA	NA	NA	24	NA
Selenium	mg/L	NA	NA	NA	0.012	NA	NA	NA	0.025	NA
Silica (total)	mg/L	NA	NA	NA	NA	NA	NA	NA	NA	NA
Silver	mg/L	NA	NA	NA	0.0025	NA	NA	NA	0.0018	NA
Sodium	mg/L	NA	NA	NA	12	NA	NA	NA	34	NA
Strontium	mg/L	NA	NA	NA	NA	NA	NA	NA	NA	NA
Thallium	mg/L	NA	NA	NA	0.016	NA	NA	NA	0.021	NA
Tin	mg/L	NA	NA	NA	NA	NA	NA	NA	NA	NA
Titanium	mg/L	NA	NA	NA	NA	NA	NA	NA	NA	NA
Vanadium	mg/L	NA	NA	NA	**0.0026**	NA	NA	NA	**0.0026**	NA
Zinc	mg/L	NA	NA	NA	0.0032	NA	NA	NA	0.0023	NA
VOLATILE ORGANIC COMPOUNDS										
1,1-Dichloroethane	µg/L	0.25	**0.20**	**0.18**	**0.20**	**0.18**	0.13	NA	0.081	**0.22**
1,1-Dichloroethene	µg/L	**0.36**	0.63	**0.49**	0.23	**0.38**	0.60	NA	0.53	0.86
1,1,1-Trichloroethane	µg/L	0.27	0.18	0.18	0.18	0.18	0.14	NA	0.081	0.081
1,2-Dichloropropane	µg/L	0.97	1.3	1.2	1.4	1.1	1.6	NA	1.2	1.4
Bromodichloromethane	µg/L	0.14	0.14	0.14	0.14	0.14	0.14	NA	0.14	0.14
Chloroform	µg/L	0.56	0.76	0.23	0.64	0.50	0.63	NA	0.58	0.63
cis-1,2-Dichloroethene	µg/L	0.32	0.32	0.32	0.32	0.32	0.32	NA	0.11	**0.26**
Methylene Chloride	µg/L	0.27	0.27	0.27	0.27	0.27	0.28	NA	0.28	0.28
Methyl t-butyl ether (MTBE)	µg/L	0.11	0.11	0.11	0.11	0.11	0.11	NA	0.11	0.11
Tetrachloroethene	µg/L	1.0	1.0	0.82	0.98	1.1	1.0	NA	0.89	1.4
Trichloroethene	µg/L	11	13	11	13	11	13	NA	11	14
Trichlorofluoromethane	µg/L	0.20	0.20	0.20	0.22	0.22	0.22	NA	0.11	0.11
SEMI-VOLATILE ORGANIC COMPOUNDS (EPA 8270):										
bis(2-Ethylhexyl)phthalate	µg/L	NA	NA	NA	1.8	NA	NA	NA	12[6]	NA
N-Nitrosodimethylamine	µg/L	NA	NA	NA	0.45	NA	NA	NA	0.027	NA
ORGANOCHLORINE PESTICIDES (EPA 8081): ND										
PCBs (EPA 8082): ND										
ORGANO-PHOSPHORUS PESTICIDES (EPA 8141): ND										
CHLORINATED HERBICIDES (EPA 8151): ND										
EXPLOSIVE RESIDUES (EPA 8330): ND										

TABLE 60 (CONT'D)
HISTORICAL SUMMARY DATA - MONITORING WELL N-10 SHALLOW (2-INCH)
RIALTO GWTS PERCHLORATE AND VOC REMEDIATION

ANALYTE	UNITS	May 2010	Aug 2010	Nov 2010	Feb 2011	May 2011	Aug 2011	Sep 2011	Nov 2011	Jan 2012
GENERAL CHEMISTRY										
Bicarbonate	mg/L	NA	NA	NA	NA	NA	NA	NA	NA	NA
Carbonate	mg/L	NA	NA	NA	NA	NA	NA	NA	NA	NA
Chemical Oxygen Demand	mg/L	NA	NA	NA	NA	NA	NA	NA	NA	NA
Chloride	mg/L	NA	NA	5.9	NA	NA	NA	NA	NA	NA
Cyanide (total)	mg/L	NA	NA	NA	NA	NA	NA	NA	NA	NA
Fluoride	mg/L	NA	NA	NA	NA	NA	NA	NA	NA	NA
Hardness as CaCO3	mg/L	NA	NA	210	NA	NA	NA	NA	NA	NA
Hydroxide	mg/L	NA	NA	1.4	NA	NA	NA	NA	NA	NA
MBAS	mg/L	NA	NA	0.18	NA	NA	NA	NA	NA	NA
Nitrate as N	mg/L	NA	NA	6.9	NA	NA	NA	NA	NA	NA
ortho-Phosphate	mg/L	NA	NA	NA	NA	NA	NA	NA	NA	NA
Perchlorate	µg/L	83	83	100	96	110	NA	58	36	43
Phosphorus (total)	mg/L	NA	NA	NA	NA	NA	NA	NA	NA	NA
Sulfate	mg/L	NA	NA	14	NA	NA	NA	NA	NA	NA
Total Alkalinity as CaCO3	mg/L	NA	NA	160	NA	NA	NA	NA	NA	NA
Total Dissolved Solids	mg/L	NA	NA	270	NA	NA	NA	NA	NA	NA
FIELD PARAMETERS										
Dissolved Oxygen	mg/L	NS	7.73	5.81	6.13	NA	NA	6.09	7.59	10.18
pH	Units	NS	7.07	7.06	7.70	NA	NA	6.76	7.75	7.53
Specific Conductance	µmhos/cm	NS	436	454	504	NA	NA	305	502	471
Temperature	°C	NS	23.69	18.57	18.49	NA	NA	32.24	20.43	18.71
Turbidity	NTU	NS	>800	>800	>800	NA	NA	>800	>800	>800
METALS										
Aluminum	mg/L	NA	NA	NA	NA	NA	NA	NA	NA	NA
Antimony	mg/L	NA	NA	**0.024**	NA	NA	NA	NA	NA	NA
Arsenic	mg/L	NA	NA	0.0075	NA	NA	NA	NA	NA	NA
Barium	mg/L	NA	NA	0.032	NA	NA	NA	NA	NA	NA
Beryllium	mg/L	NA	NA	0.0010	NA	NA	NA	NA	NA	NA
Boron	mg/L	NA	NA	NA	NA	NA	NA	NA	NA	NA
Cadmium	mg/L	NA	NA	0.0010	NA	NA	NA	NA	NA	NA
Calcium	mg/L	NA	NA	66	NA	NA	NA	NA	NA	NA
Chromium VI	mg/L	NA	NA	NA	NA	NA	NA	NA	NA	NA
Chromium	mg/L	NA	NA	**0.0023**	NA	NA	NA	NA	NA	NA
Cobalt	mg/L	NA	NA	0.0050	NA	NA	NA	NA	NA	NA
Copper	mg/L	NA	NA	0.0023	NA	NA	NA	NA	NA	NA
Iron	mg/L	NA	NA	NA	NA	NA	NA	NA	NA	NA
Lead	mg/L	NA	NA	**0.0055**[(b)]	NA	NA	NA	NA	NA	NA
Magnesium	mg/L	NA	NA	9.6	NA	NA	NA	NA	NA	NA
Manganese	mg/L	NA	NA	NA	NA	NA	NA	NA	NA	NA
Mercury	mg/L	NA	NA	0.000017	NA	NA	NA	NA	NA	NA
Molybdenum	mg/L	NA	NA	**0.0096**	NA	NA	NA	NA	NA	NA
Nickel	mg/L	NA	NA	0.0012	NA	NA	NA	NA	NA	NA
Potassium	mg/L	NA	NA	NA	NA	NA	NA	NA	NA	NA
Selenium	mg/L	NA	NA	0.011	NA	NA	NA	NA	NA	NA
Silica (total)	mg/L	NA	NA	NA	NA	NA	NA	NA	NA	NA
Silver	mg/L	NA	NA	0.0011	NA	NA	NA	NA	NA	NA
Sodium	mg/L	NA	NA	NA	NA	NA	NA	NA	NA	NA
Strontium	mg/L	NA	NA	NA	NA	NA	NA	NA	NA	NA
Thallium	mg/L	NA	NA	0.015	NA	NA	NA	NA	NA	NA
Tin	mg/L	NA	NA	NA	NA	NA	NA	NA	NA	NA
Titanium	mg/L	NA	NA	NA	NA	NA	NA	NA	NA	NA
Vanadium	mg/L	NA	NA	**0.0025**	NA	NA	NA	NA	NA	NA
Zinc	mg/L	NA	NA	0.0059	NA	NA	NA	NA	NA	NA
VOLATILE ORGANIC COMPOUNDS										
1,1-Dichloroethane	µg/L	0.081	**0.23**	**0.17**	**0.19**	0.22	NA	**0.17**	0.11	0.11
1,1-Dichloroethene	µg/L	0.63	0.81	0.72	0.78	0.54	NA	**0.19**	0.75	0.18
1,1,1-Trichloroethane	µg/L	0.081	0.11	0.11	0.11	0.11	NA	0.11	0.11	0.11
1,2-Dichloropropane	µg/L	0.89	1.2	0.99	0.99	0.26	NA	0.70	0.93	0.84
Bromodichloromethane	µg/L	0.14	0.14	0.14	0.14	0.14	NA	0.14	0.14	0.14
Chloroform	µg/L	0.59[(5)]	0.72	0.12	**0.35**	**0.24**	NA	0.52	0.75[(5)]	0.67[(5)]
cis-1,2-Dichloroethene	µg/L	0.11	**0.25**	**0.23**	**0.21**	0.17	NA	0.17	**0.20**	**0.17**
Methylene Chloride	µg/L	0.28	0.48	0.48	0.48	0.48	NA	0.48	0.48	0.48
Methyl t-butyl ether (MTBE)	µg/L	0.11	0.11	0.11	0.11	0.11	NA	0.11	0.11	0.11
Tetrachloroethene	µg/L	1.2	1.5	1.1	0.87	0.70	NA	**0.49**	1.7[(5)]	1.4
Trichloroethene	µg/L	11	15	11	8.7	5.6	NA	4.9	15	12
Trichlorofluoromethane	µg/L	0.11	0.13	0.13	0.13	0.13	NA	0.13	0.13	0.13
SEMI-VOLATILE ORGANIC COMPOUNDS (EPA 8270)										
bis(2-Ethylhexyl)phthalate	µg/L	NA	NA	3.3	NA	NA	NA	NA	NA	NS
N-Nitrosodimethylamine	µg/L	NA	NA	0.0030	NA	NA	NA	NA	NA	NS
ORGANOCHLORINE PESTICIDES (EPA 8081): ND (FOURTH QUARTER 2010)										
PCBs (EPA 8082): ND (FOURTH QUARTER 2010)										
ORGANO-PHOSPHORUS PESTICIDES (EPA 8141): ND (FOURTH QUARTER 2010)										
CHLORINATED HERBICIDES (EPA 8151): ND (FOURTH QUARTER 2010)										
EXPLOSIVE RESIDUES (EPA 8330): ND (FOURTH QUARTER 2010)										

TABLE 60 (CONT'D)
HISTORICAL SUMMARY DATA - MONITORING WELL N-10 SHALLOW (2-INCH)
RIALTO GWTS PERCHLORATE AND VOC REMEDIATION

ANALYTE	UNITS	Aug 2012	Feb 2013	Mar 2013	Aug 2013	Feb 2014	Aug 2014	Feb 2015	Feb 2015
GENERAL CHEMISTRY									
Bicarbonate	mg/L	NA	NA	NA	NA	NA	NA	NA	NA
Carbonate	mg/L	NA	NA	NA	NA	NA	NA	NA	NA
Chemical Oxygen Demand	mg/L	NA	NA	NA	NA	NA	NA	NA	NA
Chloride	mg/L	NA	NA	NA	NA	NA	NA	NA	7.2
Cyanide (total)	mg/L	NA	NA	NA	NA	NA	NA	NA	NA
Fluoride	mg/L	NA	NA	NA	NA	NA	NA	NA	NA
Hardness as CaCO3	mg/L	NA	NA	NA	NA	NA	NA	NA	150
Hydroxide	mg/L	NA	NA	NA	NA	NA	NA	NA	1.4
MBAS	mg/L	NA	NA	NA	NA	NA	NA	NA	0.015
Nitrate as N	mg/L	NA	NA	NA	NA	NA	NA	NA	6.0
ortho-Phosphate	mg/L	NA	NA	NA	NA	NA	NA	NA	NA
Perchlorate	µg/L	32	26[c]	16	12	17	18	24	NA
Phosphorus (total)	mg/L	NA	NA	NA	NA	NA	NA	NA	NA
Sulfate	mg/L	NA	NA	NA	NA	NA	NA	NA	21
Total Alkalinity as CaCO3	mg/L	NA	NA	NA	NA	NA	NA	NA	170
Total Dissolved Solids	mg/L	NA	NA	NA	NA	NA	NA	NA	270
FIELD PARAMETERS									
Dissolved Oxygen	mg/L	5.94	8.36	5.04	8.24	8.12	7.60	9.34	7.40
pH	Units	6.44	6.83	7.35	7.38	6.90	7.84	7.72	6.29
Specific Conductance	µmhos/cm	423	692	446	375	681	356	1140	1290
Temperature	°C	25.12	22.31	20.98	21.17	22.67	27.16	21.18	24.12
Turbidity	NTU	OR	>800	300	155	123	693	767	OR
METALS									
Aluminum	mg/L	NA	NA	NA	NA	NA	NA	NA	NA
Antimony	mg/L	NA	NA	NA	NA	NA	NA	NA	0.0049
Arsenic	mg/L	NA	NA	NA	NA	NA	NA	NA	0.0092
Barium	mg/L	NA	NA	NA	NA	NA	NA	NA	0.022
Beryllium	mg/L	NA	NA	NA	NA	NA	NA	NA	0.00050
Boron	mg/L	NA	NA	NA	NA	NA	NA	NA	NA
Cadmium	mg/L	NA	NA	NA	NA	NA	NA	NA	0.0011
Calcium	mg/L	NA	NA	NA	NA	NA	NA	NA	50
Chromium VI	mg/L	NA	NA	NA	NA	NA	NA	NA	NA
Chromium	mg/L	NA	NA	NA	NA	NA	NA	NA	**0.0014**
Cobalt	mg/L	NA	NA	NA	NA	NA	NA	NA	0.0011
Copper	mg/L	NA	NA	NA	NA	NA	NA	NA	0.0010
Iron	mg/L	NA	NA	NA	NA	NA	NA	NA	NA
Lead	mg/L	NA	NA	NA	NA	NA	NA	NA	0.0035
Magnesium	mg/L	NA	NA	NA	NA	NA	NA	NA	7.2
Manganese	mg/L	NA	NA	NA	NA	NA	NA	NA	NA
Mercury	mg/L	NA	NA	NA	NA	NA	NA	NA	0.000033
Molybdenum	mg/L	NA	NA	NA	NA	NA	NA	NA	**0.0015**
Nickel	mg/L	NA	NA	NA	NA	NA	NA	NA	0.0024
Potassium	mg/L	NA	NA	NA	NA	NA	NA	NA	2.6
Selenium	mg/L	NA	NA	NA	NA	NA	NA	NA	0.015
Silica (total)	mg/L	NA	NA	NA	NA	NA	NA	NA	NA
Silver	mg/L	NA	NA	NA	NA	NA	NA	NA	0.0012
Sodium	mg/L	NA	NA	NA	NA	NA	NA	NA	18
Strontium	mg/L	NA	NA	NA	NA	NA	NA	NA	NA
Thallium	mg/L	NA	NA	NA	NA	NA	NA	NA	0.010
Tin	mg/L	NA	NA	NA	NA	NA	NA	NA	NA
Titanium	mg/L	NA	NA	NA	NA	NA	NA	NA	NA
Vanadium	mg/L	NA	NA	NA	NA	NA	NA	NA	**0.0023**
Zinc	mg/L	NA	NA	NA	NA	NA	NA	NA	0.0050
VOLATILE ORGANIC COMPOUNDS									
1,1-Dichloroethane	µg/L	0.11	NA	0.11	0.11	0.11	0.11	0.11	NA
1,1-Dichloroethene	µg/L	0.18	NA	0.18	**0.32**	**0.27**	0.18	0.18	NA
1,1,1-Trichloroethane	µg/L	0.11	NA	0.11	0.11	0.11	0.11	0.11	NA
1,2-Dichloropropane	µg/L	0.13	NA	0.13	**0.16**	**0.32**	0.13	**0.37**	NA
Bromodichloromethane	µg/L	0.14	0.00	0.14	**0.37**	0.14	0.14	0.14	NA
Chloroform	µg/L	0.62	NA	0.12	0.12	**0.47**	**0.35**	**0.49**	NA
cis-1,2-Dichloroethene	µg/L	0.085	NA	0.085	0.085	0.085	0.085	0.085	NA
Methylene Chloride	µg/L	0.48	NA	0.48	0.48	0.48	0.48	0.48	NA
Methyl t-butyl ether (MTBE)	µg/L	0.11	0.11	0.11	**0.17**	**0.14**	0.11	0.11	NA
Tetrachloroethene	µg/L	1.0	NA	3.2	0.8	0.92	1.1	**0.36**	NA
Trichloroethene	µg/L	9.8	NA	7.7	0.65	7.6	7.4	9.1	NA
Trichlorofluoromethane	µg/L	0.13	NA	0.13	0.13	0.13	0.13	0.13	NA
SEMI-VOLATILE ORGANIC COMPOUNDS (EPA 8270)									
bis(2-Ethylhexyl)phthalate	µg/L	NS	NS	NS	NS	NS	NS	NA	3.0
N-Nitrosodimethylamine	µg/L	NS	NS	NS	NS	NS	NS	NA	0.020
ORGANOCHLORINE PESTICIDES (EPA 8081): ND (FOURTH QUARTER 2010)									
PCBs (EPA 8082): ND (FOURTH QUARTER 2010)									
ORGANO-PHOSPHORUS PESTICIDES (EPA 8141): ND (FOURTH QUARTER 2010)									
CHLORINATED HERBICIDES (EPA 8151): ND (FOURTH QUARTER 2010)									
EXPLOSIVE RESIDUES (EPA 8330): ND (FOURTH QUARTER 2010)									

TABLE 60 (CONT'D)
HISTORICAL SUMMARY DATA - MONITORING WELL N-10 SHALLOW (2-INCH)
RIALTO GWTS PERCHLORATE AND VOC REMEDIATION

ANALYTE	UNITS	May 2015	Jul 2015	MED.	AVG.	STD. DEV.	MIN.	MAX.
GENERAL CHEMISTRY								
Bicarbonate	mg/L	NS	NA	215	215	31.5	180	250
Carbonate	mg/L	NS	NA	NC	NC	NC	NC	NC
Chemical Oxygen Demand	mg/L	NS	NA	180	180	0.0	180	180
Chloride	mg/L	NS	NA	5.30	5.51	1.19	4.2	7.2
Cyanide (total)	mg/L	NS	NA	NC	NC	NC	**0.010**	**0.010**
Fluoride	mg/L	NS	NA	0.320	0.320	0.0	0.32	0.32
Hardness as CaCO3	mg/L	NS	NA	180	380	389	150	1010
Hydroxide	mg/L	NS	NA	NC	NC	NC		NC
MBAS	mg/L	NS	NA	0.0780	0.130	0.123	0.015	0.29
Nitrate as N	mg/L	NS	NA	6.15	6.00	0.898	4.9	6.9
ortho-Phosphate	mg/L	NS	NA	0.0930	0.0930	0	0.093	0.093
Perchlorate	µg/L	NS	26	94.0	107	79.5	12	280
Phosphorus (total)	mg/L	NS	NA	12.0	12.0	0.0	12	12
Sulfate	mg/L	NS	NA	15.0	16.5	3.12	14	21
Total Alkalinity as CaCO3	mg/L	NS	NA	170	179	20.3	160	210
Total Dissolved Solids	mg/L	NS	NA	270	261	32.5	220	300
FIELD PARAMETERS								
Dissolved Oxygen	mg/L	NS	7.46	7.60	8.71	3.84	5.04	19.6
pH	Units	NS	7.09	7.38	7.34	0.871	5.4	9.5
Specific Conductance	µmhos/cm	NS	421	432	513	253	271	1290
Temperature	°C	NS	21.68	19.3	20.6	3.93	14.9	32.24
Turbidity	NTU	NS	996	155	278	290	10.2	996
METALS								
Aluminum	mg/L	NS	NA	NC	NC	NC		NC
Antimony	mg/L	NS	NA	NC	NC	NC	0.00014	**0.024**
Arsenic	mg/L	NS	NA	0.0180	0.0484	0.0750	0.00035	0.180
Barium	mg/L	NS	NA	0.0265	0.419	0.729	**0.022**	1.6
Beryllium	mg/L	NS	NA	NC	NC	NC	NC	NC
Boron	mg/L	NS	NA	0.0130	0.0585	0.0653	0.0098	0.130
Cadmium	mg/L	NS	NA	NC	NC	NC	0.000024	**0.0046**
Calcium	mg/L	NS	NA	56.5	81.9	57.2	49	190
Chromium VI	mg/L	NS	NA	0.00140	0.00148	0.000502	0.001	0.002
Chromium	mg/L	NS	NA	0.00140	0.122	0.237	0.00092	0.540
Cobalt	mg/L	NS	NA	0.00370	0.0440	0.0828	**0.000076**	0.190
Copper	mg/L	NS	NA	0.00170	0.0899	0.176	**0.00021**	0.400
Iron	mg/L	NS	NA	NC	NC	NC	0.0034	400
Lead	mg/L	NS	NA	0.00925	0.0590	0.0989	0.000020	0.219
Magnesium	mg/L	NS	NA	8.10	32.3	51.5	7.2	130
Manganese	mg/L	NS	NA	0.00250	2.26	3.85	**0.00016**	7.9
Mercury	mg/L	NS	NA	0.00003	0.0001	0.000114	0.000016	0.00027
Molybdenum	mg/L	NS	NA	0.00530	0.00975	0.0104	**0.0015**	0.026
Nickel	mg/L	NS	NA	0.00190	0.0897	0.174	**0.00084**	0.396
Potassium	mg/L	NS	NA	5.10	17.5	22.9	2.4	56
Selenium	mg/L	NS	NA	NC	NC	NC	**0.00069**	**0.00069**
Silica (total)	mg/L	NS	NA	NC	NC	NC	0.000014	0.021
Silver	mg/L	NS	NA	NC	NC	NC	0.000031	0.013
Sodium	mg/L	NS	NA	14.0	17.6	9.74	10	34
Strontium	mg/L	NS	NA	NC	NC	NC	0.0017	0.310
Thallium	mg/L	NS	NA	NC	NC	NC	0.000050	**0.0023**
Tin	mg/L	NS	NA	NC	NC	NC	0.00048	0.0097
Titanium	mg/L	NS	NA	NC	NC	NC	NC	NC
Vanadium	mg/L	NS	NA	0.00260	0.178	0.347	**0.0023**	0.790
Zinc	mg/L	NS	NA	0.00500	0.233	0.436	**0.00064**	1.000
VOLATILE ORGANIC COMPOUNDS								
1,1-Dichloroethane	µg/L	NS	0.11	0.180	0.216	0.129	0.081	0.55
1,1-Dichloroethene	µg/L	NS	0.95	0.460	0.457	0.241	0.050	0.95
1,1,1-Trichloroethane	µg/L	NS	0.11	0.150	0.181	0.0878	0.081	**0.38**
1,2-Dichloropropane	µg/L	NS	**0.45**	0.990	1.17	0.794	0.13	3.0
Bromodichloromethane	µg/L	NS	0.14	NC	NC	NC	0.14	**0.37**
Chloroform	µg/L	NS	0.53	0.480	0.423	0.212	0.050	0.76
cis-1,2-Dichloroethene	µg/L	NS	0.085	NC	NC	NC	0.085	**0.40**
Methylene Chloride	µg/L	NS	0.48	0.480	0.542	0.482	0.16	2.1
Methyl t-butyl ether (MTBE)	µg/L	NS	0.11	NC	NC	NC	0.11	**0.17**
Tetrachloroethene	µg/L	NS	1.6	1.00	1.13	0.592	**0.30**	3.2
Trichloroethene	µg/L	NS	9.8	9.80	8.94	3.97	0.65	15
Trichlorofluoromethane	µg/L	NS	0.13	NC	NC	NC	NC	NC
SEMI-VOLATILE ORGANIC COMPOUNDS (EPA 8270)								
bis(2-Ethylhexyl)phthalate	µg/L	NS	NA	NC	NC	NC	NC	NC
N-Nitrosodimethylamine	µg/L	NS	NA	0.150	0.127	0.138	0.0030	0.027
ORGANOCHLORINE PESTICIDES (EPA 8081): NA								
PCBs (EPA 8082): NA								
ORGANO-PHOSPHORUS PESTICIDES (EPA 8141): NA								
CHLORINATED HERBICIDES (EPA 8151): NA								
EXPLOSIVE RESIDUES (EPA 8330): NA								

TABLE 61
HISTORICAL SUMMARY DATA - MONITORING WELL N-10 DEEP (4-INCH)
RIALTO GWTS PERCHLORATE AND VOC REMEDIATION

ANALYTE	UNITS	Aug 2003	Sep 2003	Oct 2003	May 2004	Jun 2004	Jul 2004	Aug 2004	Sep 2004	Oct 2004
GENERAL CHEMISTRY										
Bicarbonate	mg/L	NA	NA	NA	NA	NA	NA	110	NA	NA
Carbonate	mg/L	NA	NA	NA	NA	NA	NA	1.5	NA	NA
Chloride	mg/L	NA	NA	NA	NA	NA	NA	3.7	NA	NA
Hardness as CaCO3	mg/L	NA	NA	NA	NA	NA	NA	78	NA	NA
Hydroxide	mg/L	NA	NA	NA	NA	NA	NA	0.81	NA	NA
MBAS	mg/L	NA	NA	NA	NA	NA	NA	NA	NA	NA
Nitrate as NO_3	mg/L	NA	NA	NA	NA	NA	NA	16.9	NA	NA
Perchlorate	µg/L	16	82	110	120	100	110	100	130	110
Phenols	µg/L	NA	NA	NA	NA	NA	NA	5.0	NA	NA
Sulfate	mg/L	NA	NA	NA	NA	NA	NA	16	NA	NA
Total Alkalinity as CaCO3	mg/L	NA	NA	NA	NA	NA	NA	88	NA	NA
Total Dissolved Solids	mg/L	NA	NA	NA	NA	NA	NA	176	NA	NA
FIELD PARAMETERS										
Dissolved Oxygen	mg/L	NA	NA	NA	NA	NA	NA	NA	NA	NA
pH	Units	NA	8.20	NA	NA	NA	NA	8.18	7.6	NA
Specific Conductance	µmhos/cm	NA	420	NA	NA	NA	NA	255	280	NA
Temperature	°C	NA	19	NA	NA	NA	NA	20	18.6	NA
Turbidity	NTU	NA	<5	NA	NA	NA	NA	33	21	NA
METALS										
Antimony	mg/L	NA	NA	NA	NA	NA	NA	NA	NA	NA
Arsenic	mg/L	NA	NA	NA	NA	NA	NA	NA	NA	NA
Barium	mg/L	NA	NA	NA	NA	NA	NA	NA	NA	NA
Beryllium	mg/L	NA	NA	NA	NA	NA	NA	NA	NA	NA
Cadmium	mg/L	NA	NA	NA	NA	NA	NA	NA	NA	NA
Calcium	mg/L	NA	NA	NA	NA	NA	NA	26	NA	NA
Chromium	mg/L	NA	NA	NA	NA	NA	NA	NA	NA	NA
Cobalt	mg/L	NA	NA	NA	NA	NA	NA	NA	NA	NA
Copper	mg/L	NA	NA	NA	NA	NA	NA	NA	NA	NA
Lead	mg/L	NA	NA	NA	NA	NA	NA	NA	NA	NA
Magnesium	mg/L	NA	NA	NA	NA	NA	NA	3.1	NA	NA
Mercury	mg/L	NA	NA	NA	NA	NA	NA	NA	NA	NA
Molybdenum	mg/L	NA	NA	NA	NA	NA	NA	NA	NA	NA
Nickel	mg/L	NA	NA	NA	NA	NA	NA	NA	NA	NA
Potassium	mg/L	NA	NA	NA	NA	NA	NA	4.7	NA	NA
Selenium	mg/L	NA	NA	NA	NA	NA	NA	NA	NA	NA
Silver	mg/L	NA	NA	NA	NA	NA	NA	NA	NA	NA
Sodium	mg/L	NA	NA	NA	NA	NA	NA	12	NA	NA
Thallium	mg/L	NA	NA	NA	NA	NA	NA	NA	NA	NA
Vanadium	mg/L	NA	NA	NA	NA	NA	NA	NA	NA	NA
Zinc	mg/L	NA	NA	NA	NA	NA	NA	NA	NA	NA
VOLATILE ORGANIC COMPOUNDS										
1,1-Dichloroethane	µg/L	0.18	0.18	0.18	**0.18**	**0.19**	0.17	**0.13**	**0.16**	0.17
1,1-Dichloroethene	µg/L	0.17	0.17	0.17	**0.24**	**0.22**	0.15	0.11	**0.21**	0.15
1,1,1-Trichloroethane	µg/L	0.16	0.16	0.16	0.12	**0.13**	0.12	0.16	0.16	0.12
1,2-Dichloropropane	µg/L	0.14	0.14	**0.19**	0.97	0.98	0.96	0.87	0.97	0.79
Bromoform	µg/L	0.18	0.22	0.22	0.22	0.22	0.22	0.33	0.33	0.22
Chloroform	µg/L	0.16	0.16	0.16	0.11	0.19	0.11	**0.13**[5]	0.11	**0.12**[5]
Methylene Chloride	µg/L	0.11	**0.13**	**0.24**	0.68	**0.56**	**0.65**	**0.51**[5]	0.43	0.82[5]
Methyl t-butyl ether (MTBE)	µg/L	0.11	0.11	0.11	0.11	0.11	0.11	0.11	0.11	0.11
Tetrachloroethene	µg/L	0.17	0.049	0.16	0.69	0.51	**0.46**	**0.47**	0.54	**0.40**
Trichloroethene	µg/L	0.15	**0.20**[6]	**0.28**[6]	2.8	2.0	2.3	1.9	2.3	1.8

TABLE 61 (CONT'D)
HISTORICAL SUMMARY DATA - MONITORING WELL N-10 DEEP (4-INCH)
RIALTO GWTS PERCHLORATE AND VOC REMEDIATION

ANALYTE	UNITS	Nov (A) 2004	Nov (B) 2004	Nov (C) 2004	Nov (D) 2004	Nov (E) 2004	Dec 2004	Jan 2005	Feb 2005	Feb 2005
GENERAL CHEMISTRY										
Bicarbonate	mg/L	NA	NA	NA	NA	NA	NA	NA	NA	NA
Carbonate	mg/L	NA	NA	NA	NA	NA	NA	NA	NA	NA
Chloride	mg/L	NA	NA	NA	NA	NA	NA	NA	NA	NA
Hardness as CaCO3	mg/L	NA	NA	NA	NA	NA	NA	NA	NA	NA
Hydroxide	mg/L	NA	NA	NA	NA	NA	NA	NA	NA	NA
MBAS	mg/L	NA	NA	NA	NA	NA	NA	NA	NA	NA
Nitrate as NO_3	mg/L	NA	NA	NA	NA	NA	NA	NA	NA	NA
Perchlorate	µg/L	98	99	99	260[6,7]	99	80	74	NA	70
Phenols	µg/L	NA	NA	NA	NA	NA	NA	NA	NA	NA
Sulfate	mg/L	NA	NA	NA	NA	NA	NA	NA	NA	NA
Total Alkalinity as CaCO3	mg/L	NA	NA	NA	NA	NA	NA	NA	NA	NA
Total Dissolved Solids	mg/L	NA	NA	NA	NA	NA	NA	NA	NA	NA
FIELD PARAMETERS										
Dissolved Oxygen	mg/L	NA	NA	NA	NA	NA	NA	NA	NA	NA
pH	Units	NA	NA	NA	NA	NA	NA	NA	NA	NA
Specific Conductance	µmhos/cm	NA	NA	NA	NA	NA	NA	NA	NA	NA
Temperature	°C	NA	NA	NA	NA	NA	NA	NA	NA	NA
Turbidity	NTU	NA	NA	NA	NA	NA	NA	NA	NA	NA
METALS										
Antimony	mg/L	NA	NA	NA	NA	NA	NA	NA	NA	NA
Arsenic	mg/L	NA	NA	NA	NA	NA	NA	NA	NA	NA
Barium	mg/L	NA	NA	NA	NA	NA	NA	NA	NA	NA
Beryllium	mg/L	NA	NA	NA	NA	NA	NA	NA	NA	NA
Cadmium	mg/L	NA	NA	NA	NA	NA	NA	NA	NA	NA
Calcium	mg/L	NA	NA	NA	NA	NA	NA	33	NA	NA
Chromium	mg/L	NA	NA	NA	NA	NA	NA	NA	NA	NA
Cobalt	mg/L	NA	NA	NA	NA	NA	NA	NA	NA	NA
Copper	mg/L	NA	NA	NA	NA	NA	NA	NA	NA	NA
Lead	mg/L	NA	NA	NA	NA	NA	NA	NA	NA	NA
Magnesium	mg/L	NA	NA	NA	NA	NA	NA	3.8	NA	NA
Mercury	mg/L	NA	NA	NA	NA	NA	NA	NA	NA	NA
Molybdenum	mg/L	NA	NA	NA	NA	NA	NA	NA	NA	NA
Nickel	mg/L	NA	NA	NA	NA	NA	NA	NA	NA	NA
Potassium	mg/L	NA	NA	NA	NA	NA	NA	12	NA	NA
Selenium	mg/L	NA	NA	NA	NA	NA	NA	NA	NA	NA
Silver	mg/L	NA	NA	NA	NA	NA	NA	NA	NA	NA
Sodium	mg/L	NA	NA	NA	NA	NA	NA	10	NA	NA
Thallium	mg/L	NA	NA	NA	NA	NA	NA	NA	NA	NA
Vanadium	mg/L	NA	NA	NA	NA	NA	NA	NA	NA	NA
Zinc	mg/L	NA	NA	NA	NA	NA	NA	NA	NA	NA
VOLATILE ORGANIC COMPOUNDS										
1,1-Dichloroethane	µg/L	0.060	0.060	0.060	**0.38**[7]	0.060	**0.12**	0.060	0.098	0.17
1,1-Dichloroethene	µg/L	0.050	0.050	**0.090**	**0.58**[7]	**0.11**	**0.24**	**0.19**	**0.32**	**0.24**
1,1,1-Trichloroethane	µg/L	0.081	0.081	0.081	**0.33**[7]	0.081	0.081	0.081	0.12	0.16
1,2-Dichloropropane	µg/L	**0.40**	0.14	**0.38**	2.4[7]	**0.43**	0.58	**0.43**	0.50	0.53
Bromoform	µg/L	0.050	0.050	0.050	0.050[7]	0.050	0.22	0.050	0.13	0.20
Chloroform	µg/L	**0.080**	0.050	0.050	**0.37**[7]	0.050	**0.13**	0.050	0.46	0.19
Methylene Chloride	µg/L	**0.13**	1.2	**0.080**	1.4[7]	0.067	**0.19**	**0.30**[5]	0.50	0.94
Methyl t-butyl ether (MTBE)	µg/L	0.11	0.11	0.11	0.11	0.11	0.11	0.11	0.11	0.11
Tetrachloroethene	µg/L	**0.33**	0.13	**0.31**	1.4[7]	**0.27**	**0.43**	**0.32**	**0.36**	**0.41**
Trichloroethene	µg/L	1.2	**0.38**	1.1	7.3[7]	1.0	2.5	2.1	2.3	2.9

TABLE 61 (CONT'D)
HISTORICAL SUMMARY DATA - MONITORING WELL N-10 DEEP (4-INCH)
RIALTO GWTS PERCHLORATE AND VOC REMEDIATION

ANALYTE	UNITS	Mar 2005	Jan 2006	May 2006	Aug 2006	Nov 2006	Feb 2007	May 2007	Sep 2007	Nov 2007
GENERAL CHEMISTRY										
Bicarbonate	mg/L	NA	NA	NA	NA	10	NA	NA	NA	28
Carbonate	mg/L	NA	NA	NA	NA	63	NA	NA	NA	70
Chloride	mg/L	NA	NA	NA	NA	3.1	NA	NA	NA	2.9
Hardness as CaCO3	mg/L	NA	NA	NA	NA	24	NA	NA	NA	32
Hydroxide	mg/L	NA	NA	NA	NA	2.5	NA	NA	NA	0.81
MBAS	mg/L	NA	NA	NA	NA	**0.047**	NA	NA	NA	**0.045**
Nitrate as NO_3	mg/L	NA	NA	NA	NA	3.7	NA	NA	NA	2.8
Perchlorate	µg/L	61	60	52	53	52	49	36	36	18
Phenols	µg/L	NA	NA	NA	NA		NA	NA	NA	NA
Sulfate	mg/L	NA	NA	NA	NA	17	NA	NA	NA	19
Total Alkalinity as CaCO3	mg/L	NA	NA	NA	NA	110	NA	NA	NA	140
Total Dissolved Solids	mg/L	NA	NA	NA	NA	200	NA	NA	NA	250
FIELD PARAMETERS										
Dissolved Oxygen	mg/L	NA	NA	NA	NA	NA	NA	NA	NA	NA
pH	Units	NA	9.4	9.3	9.3	8.6	8.9	11.1	8.9	7.6
Specific Conductance	µmhos/cm	NA	290	300	280	350	310	210	260	230
Temperature	°C	NA	17.5	18.0	18.0	21.9	17.6	18.1	18.7	18.3
Turbidity	NTU	NA	70	75	92	260	104.3	18.3	366	103.5
METALS										
Antimony	mg/L	0.00014	NA	NA	NA	**0.022**	NA	NA	NA	0.014
Arsenic	mg/L	0.00035	NA	NA	NA	0.018	NA	NA	NA	0.020
Barium	mg/L	**0.0093**	NA	NA	NA	**0.0046**	NA	NA	NA	0.019
Beryllium	mg/L	0.000044	NA	NA	NA	0.0015	NA	NA	NA	0.00037
Cadmium	mg/L	**0.000063**	NA	NA	NA	0.0032	NA	NA	NA	**0.0041**[6]
Calcium	mg/L	31	NA	NA	NA	5.9	NA	NA	NA	6.7
Chromium	mg/L	0.0087	NA	NA	NA	0.011	NA	NA	NA	**0.0060**
Cobalt	mg/L	**0.000045**	NA	NA	NA	0.0014	NA	NA	NA	0.0032
Copper	mg/L	**0.00038**	NA	NA	NA	0.0020	NA	NA	NA	0.0018
Lead	mg/L	0.000020	NA	NA	NA	0.0065	NA	NA	NA	0.0041
Magnesium	mg/L	3.6	NA	NA	NA	2.3	NA	NA	NA	3.7
Mercury	mg/L	0.000032	NA	NA	NA	**0.00005**[6]	NA	NA	NA	0.000022
Molybdenum	mg/L	**0.0054**	NA	NA	NA	**0.0074**	NA	NA	NA	0.0058
Nickel	mg/L	**0.00050**	NA	NA	NA	0.0067	NA	NA	NA	0.0018
Potassium	mg/L	2.8	NA	NA	NA	55	NA	NA	NA	54
Selenium	mg/L	**0.00057**	NA	NA	NA	0.013	NA	NA	NA	0.0099
Silver	mg/L	0.0000310	NA	NA	NA	0.0020	NA	NA	NA	0.0019
Sodium	mg/L	9.2	NA	NA	NA	23	NA	NA	NA	28
Thallium	mg/L	0.000050	NA	NA	NA	0.016	NA	NA	NA	0.024
Vanadium	mg/L	**0.0038**	NA	NA	NA	0.0045	NA	NA	NA	**0.0052**
Zinc	mg/L	**0.0022**	NA	NA	NA	23	NA	NA	NA	0.0061
VOLATILE ORGANIC COMPOUNDS										
1,1-Dichloroethane	µg/L	0.17	**0.34**[6]	0.13	0.10	0.10	0.10	0.11	**0.11**	0.11
1,1-Dichloroethene	µg/L	**0.30**	0.21	**0.29**	0.15	0.15	**0.16**	**0.12**	**0.14**	**0.14**
1,1,1-Trichloroethane	µg/L	0.16	0.16	0.16	0.27	0.27	0.27	0.27	0.27	0.27
1,2-Dichloropropane	µg/L	0.51	**0.35**	**0.48**	**0.38**	**0.45**	**0.41**	**0.26**	**0.40**	0.12
Bromoform	µg/L	0.22	0.22	0.22	**0.33**[5,6]	0.22	0.22	0.22	0.22	0.22
Chloroform	µg/L	0.19	0.19	**0.17**[5]	**0.14**[5]	0.076	**0.13**[5]	0.098	0.098	0.098
Methylene Chloride	µg/L	0.94	0.44	0.44	**0.37**[5]	0.16	0.16	0.16	0.16	0.16
Methyl t-butyl ether (MTBE)	µg/L	0.11	0.11	0.11	0.11	0.11	0.11	0.11	0.11	0.11
Tetrachloroethene	µg/L	**0.42**	**0.37**	**0.33**	**0.31**	**0.31**	**0.27**	**0.19**	**0.41**	**0.16**
Trichloroethene	µg/L	3.2	2.6	2.8	2.3	2.3	2.3	1.7	3.4	1.5

TABLE 61 (CONT'D)
HISTORICAL SUMMARY DATA - MONITORING WELL N-10 DEEP (4-INCH)
RIALTO GWTS PERCHLORATE AND VOC REMEDIATION

ANALYTE	UNITS	Jan 2008	May 2008	Aug 2008	Nov 2008	Feb 2009	May 2009	Aug 2009	Nov 2009	Feb 2010
GENERAL CHEMISTRY										
Bicarbonate	mg/L	NA	NA	NA	NA	46	NA	NA	170[6]	NA
Carbonate	mg/L	NA	NA	NA	NA	100	NA	NA	2.5	NA
Chloride	mg/L	NA	NA	NA	NA	3.2	NA	NA	3.5	NA
Hardness as CaCO3	mg/L	NA	NA	NA	NA	22	NA	NA	160	NA
Hydroxide	mg/L	NA	NA	NA	NA	1.4	NA	NA	1.4	NA
MBAS	mg/L	NA	NA	NA	NA	0.039	NA	NA	NA	NA
Nitrate as NO_3	mg/L	NA	NA	NA	NA	3.4	NA	NA	4.9	NA
Perchlorate	µg/L	11	13	8.2	7.6	5.6	5.6	**3.5**	**2.9**	0.35
Phenols	µg/L	NA	NA	NA	NA	NA	NA	NA	NA	NA
Sulfate	mg/L	NA	NA	NA	NA	20	NA	NA	18	NA
Total Alkalinity as CaCO3	mg/L	NA	NA	NA	NA	120	NA	NA	140	NA
Total Dissolved Solids	mg/L	NA	NA	NA	NA	210	NA	NA	240	NA
FIELD PARAMETERS										
Dissolved Oxygen	mg/L	NA	NA	NA	NA	NA	NA	NA	8.02	4.56
pH	Units	11.4	10.8	10.11	10.01	9.5	10.03	7.50	7.16	7.36
Specific Conductance	µmhos/cm	290	292	384	410	369	399	370	369	70
Temperature	°C	16.9	17.8	18.98	19.01	16.4	19.00	21.30	24.28	18.82
Turbidity	NTU	70.7	69.1	59.8	33.8	97.6	49.8	96	56.3	35.5
METALS										
Antimony	mg/L	NA	NA	NA	NA	0.0099	NA	NA	0.034	NA
Arsenic	mg/L	NA	NA	NA	NA	**0.011**	NA	NA	0.019	NA
Barium	mg/L	NA	NA	NA	NA	0.018[5]	NA	NA	0.026	NA
Beryllium	mg/L	NA	NA	NA	NA	0.00061	NA	NA	0.0011	NA
Cadmium	mg/L	NA	NA	NA	NA	0.00090	NA	NA	0.00060	NA
Calcium	mg/L	NA	NA	NA	NA	3.6	NA	NA	53	NA
Chromium	mg/L	NA	NA	NA	NA	**0.0032**	NA	NA	0.00086	NA
Cobalt	mg/L	NA	NA	NA	NA	0.0043	NA	NA	0.0037	NA
Copper	mg/L	NA	NA	NA	NA	0.0014	NA	NA	0.0015	NA
Lead	mg/L	NA	NA	NA	NA	0.012	NA	NA	0.012	NA
Magnesium	mg/L	NA	NA	NA	NA	3.1	NA	NA	6.8	NA
Mercury	mg/L	NA	NA	NA	NA	0.000016	NA	NA	0.000016	NA
Molybdenum	mg/L	NA	NA	NA	NA	**0.013**[5]	NA	NA	0.0050	NA
Nickel	mg/L	NA	NA	NA	NA	0.0019	NA	NA	0.0015	NA
Potassium	mg/L	NA	NA	NA	NA	54	NA	NA	3.9	NA
Selenium	mg/L	NA	NA	NA	NA	0.012	NA	NA	0.025	NA
Silver	mg/L	NA	NA	NA	NA	0.0025	NA	NA	0.0018	NA
Sodium	mg/L	NA	NA	NA	NA	29	NA	NA	11	NA
Thallium	mg/L	NA	NA	NA	NA	0.016	NA	NA	0.021	NA
Vanadium	mg/L	NA	NA	NA	NA	**0.0033**	NA	NA	**0.0038**	NA
Zinc	mg/L	NA	NA	NA	NA	0.0032	NA	NA	**0.0028**	NA
VOLATILE ORGANIC COMPOUNDS										
1,1-Dichloroethane	µg/L	0.13	0.25	0.13	0.13	0.13	0.13	0.13	0.081	0.081
1,1-Dichloroethene	µg/L	0.16	0.29	0.23	0.23	0.23	0.23	0.16	0.12	0.12
1,1,1-Trichloroethane	µg/L	0.14	0.27	0.18	0.18	0.18	0.18	0.14	0.081	0.081
1,2-Dichloropropane	µg/L	0.16	0.41	0.16	0.16	0.16	0.16	0.16	0.12	0.12
Bromoform	µg/L	0.24	0.31	0.24	0.24	0.24	0.24	0.24	0.23	0.23
Chloroform	µg/L	0.23	0.24	0.23	0.23	0.23	0.23	0.23	0.072	0.072
Methylene Chloride	µg/L	0.27	0.27	0.27	0.27	0.27	0.27	0.28	0.28	0.28
Methyl t-butyl ether (MTBE)	µg/L	0.11	0.11	0.11	0.11	0.11	0.11	0.11	0.11	0.11
Tetrachloroethene	µg/L	0.28	0.28	0.28	0.28	0.28	0.28	0.28	0.13	0.13
Trichloroethene	µg/L	1.4	1.2	1.1	1.1	1.3	0.91	1.5	1.8	**0.26**[6]

TABLE 61 (CONT'D)
HISTORICAL SUMMARY DATA - MONITORING WELL N-10 DEEP (4-INCH)
RIALTO GWTS PERCHLORATE AND VOC REMEDIATION

ANALYTE	UNITS	May 2010	Aug 2010	Nov 2010	Feb 2011	May 2011	Aug 2011	Nov 2011	Jan 2012	Aug 2012
GENERAL CHEMISTRY										
Bicarbonate	mg/L	NA	NA	NA	NA	NA	NA	NA	NA	NA
Carbonate	mg/L	NA	NA	NA	NA	NA	NA	NA	NA	NA
Chloride	mg/L	NA	NA	2.4	NA	NA	NA	NA	NA	5.0
Hardness as CaCO3	mg/L	NA	NA	110	NA	NA	NA	NA	NA	180
Hydroxide	mg/L	NA	NA	1.4	NA	NA	NA	NA	NA	1.4
MBAS	mg/L	NA	NA	0.039	NA	NA	NA	NA	NA	0.039
Nitrate as NO_3	mg/L	NA	NA	2.0	NA	NA	NA	NA	NA	5.4
Perchlorate	µg/L	0.35	**2.8**	**1.3**	**2.0**	**1.6**	**2.3**	6.8	**2.3**	4.5
Phenols	µg/L	NA	NA	NA	NA	NA	NA	NA	NA	**47**
Sulfate	mg/L	NA	NA	10[b]	NA	NA	NA	NA	NA	19
Total Alkalinity as CaCO3	mg/L	NA	NA	160	NA	NA	NA	NA	NA	160
Total Dissolved Solids	mg/L	NA	NA	240	NA	NA	NA	NA	NA	250
FIELD PARAMETERS										
Dissolved Oxygen	mg/L	1.68	5.21	2.22	5.36	5.68	5.08	5.77	11.45	5.27
pH	Units	7.79	6.87	7.50	7.20	7.00	7.33	6.70	7.95	6.57
Specific Conductance	µmhos/cm	200	358	382	370	397	390	379	379	405
Temperature	°C	21.18	26.39	17.79	20.88	20.62	23.85	22.86	20.61	22.39
Turbidity	NTU	7.2	21.3	<5	<5	56.1	<5	3.0	<5	<5
METALS										
Antimony	mg/L	NA	NA	0.010	NA	NA	NA	NA	NA	0.010
Arsenic	mg/L	NA	NA	0.0075	NA	NA	NA	NA	NA	0.0075
Barium	mg/L	NA	NA	0.029	NA	NA	NA	NA	NA	0.030
Beryllium	mg/L	NA	NA	0.010	NA	NA	NA	NA	NA	0.010
Cadmium	mg/L	NA	NA	0.010	NA	NA	NA	NA	NA	0.010
Calcium	mg/L	NA	NA	39	NA	NA	NA	NA	NA	60
Chromium	mg/L	NA	NA	**0.0021**	NA	NA	NA	NA	NA	**0.0012**
Cobalt	mg/L	NA	NA	0.0050	NA	NA	NA	NA	NA	0.0050
Copper	mg/L	NA	NA	0.0023	NA	NA	NA	NA	NA	0.0023
Lead	mg/L	NA	NA	0.0050	NA	NA	NA	NA	NA	**0.0052**
Magnesium	mg/L	NA	NA	3.9	NA	NA	NA	NA	NA	7.8
Mercury	mg/L	NA	NA	0.000017	NA	NA	NA	NA	NA	0.000030
Molybdenum	mg/L	NA	NA	**0.0065**	NA	NA	NA	NA	NA	**0.0061**
Nickel	mg/L	NA	NA	0.0012	NA	NA	NA	NA	NA	0.0012
Potassium	mg/L	NA	NA	NA	NA	NA	NA	NA	NA	2.8
Selenium	mg/L	NA	NA	0.011	NA	NA	NA	NA	NA	0.011
Silver	mg/L	NA	NA	0.0011	NA	NA	NA	NA	NA	0.0011
Sodium	mg/L	NA	NA	NA	NA	NA	NA	NA	NA	11
Thallium	mg/L	NA	NA	0.015	NA	NA	NA	NA	NA	0.015
Vanadium	mg/L	NA	NA	**0.0022**	NA	NA	NA	NA	NA	**0.0035**
Zinc	mg/L	NA	NA	0.0059	NA	NA	NA	NA	NA	0.0059
VOLATILE ORGANIC COMPOUNDS										
1,1-Dichloroethane	µg/L	0.081	0.11	0.11	0.11	0.11	0.11	0.11	0.11	0.11
1,1-Dichloroethene	µg/L	0.12	0.18	0.18	0.18	0.18	0.18	0.18	0.18	0.18
1,1,1-Trichloroethane	µg/L	0.081	0.11	0.11	0.11	0.11	0.11	0.11	0.11	0.11
1,2-Dichloropropane	µg/L	0.12	0.13	0.13	0.13	0.13	0.13	0.13	0.13	0.13
Bromoform	µg/L	0.23	0.27	0.27	0.27	0.27	0.27	0.27	0.27	0.27
Chloroform	µg/L	0.072	0.12	0.12	0.12	0.12	0.12	**0.12**[5]	**0.14**[5]	0.12
Methylene Chloride	µg/L	0.28	0.48	0.48	0.48	0.48	0.48	0.48	0.48	0.48
Methyl t-butyl ether (MTBE)	µg/L	0.11	0.11	0.11	0.11	0.11	0.11	0.11	0.11	0.11
Tetrachloroethene	µg/L	0.13	0.13	0.13	0.13	0.13	0.13	0.13	0.13	0.13
Trichloroethene	µg/L	**0.27**[6]	1.5	0.74	1.1	1.4	1.5	2.2	1.9	2.3

TABLE 61 (CONT'D)
HISTORICAL SUMMARY DATA - MONITORING WELL N-10 DEEP (4-INCH)
RIALTO GWTS PERCHLORATE AND VOC REMEDIATION

ANALYTE	UNITS	Feb 2013	Aug 2013	Feb 2014	Aug 2014	Feb 2015	Feb 2015	May 2015
GENERAL CHEMISTRY								
Bicarbonate	mg/L	NA	NA	NA	NA	NA	NA	NS
Carbonate	mg/L	NA	NA	NA	NA	NA	NA	NS
Chloride	mg/L	NA	5.8	5.7	5.8	NA	5.7	NS
Hardness as CaCO3	mg/L	NA	190	190	200	NA	170	NS
Hydroxide	mg/L	NA	NA	NA	1.4	NA	NA	NS
MBAS	mg/L	NA	NA	NA	0.015	NA	0.038	NS
Nitrate as NO_3	mg/L	NA	4.8	4.4	4.5	NA	4.7	NS
Perchlorate	µg/L	7.4	4.1	0.45	**3.0**	**1.8**	NA	NS
Phenols	µg/L	NA	NA	NA	NA	NA	NA	NS
Sulfate	mg/L	NA	21	20	21	NA	21	NS
Total Alkalinity as CaCO3	mg/L	NA	160	160	170	NA	160	NS
Total Dissolved Solids	mg/L	NA	260	260	280	NA	280	NS
FIELD PARAMETERS								
Dissolved Oxygen	mg/L	6.75	6.72	6.53	5.07	7.51	6.22	NS
pH	Units	8.04	7.78	8.03	7.36	7.57	7.33	NS
Specific Conductance	µmhos/cm	319	358	354	334	1100	1090	NS
Temperature	°C	21.50	22.02	20.72	24.28	21.03	20.78	NS
Turbidity	NTU	<5	<5	3.1	0.4	0.0	0.0	NS
METALS								
Antimony	mg/L	NA	0.0049	0.0049	**0.012**[b]	NA	0.0049	NS
Arsenic	mg/L	NA	0.0092	0.0092	**0.018**	NA	0.0092	NS
Barium	mg/L	NA	0.033	0.036	0.031	NA	0.024	NS
Beryllium	mg/L	NA	0.001	0.001	0.0005	NA	0.0050	NS
Cadmium	mg/L	NA	0.001	0.001	0.001	NA	0.0011	NS
Calcium	mg/L	NA	62	64	65	NA	55	NS
Chromium	mg/L	NA	0.001	**0.0011**	**0.0011**	NA	0.0010	NS
Cobalt	mg/L	NA	0.0011	0.0011	**0.0011**	NA	0.0011	NS
Copper	mg/L	NA	0.0010	0.0010	0.0010	NA	0.0010	NS
Lead	mg/L	NA	0.0035	0.0035	**0.0079**	NA	0.0035	NS
Magnesium	mg/L	NA	7.7	8.2	8.1	NA	6.7	NS
Mercury	mg/L	NA	0.000240	**0.000025**	0.000033	NA	**0.000045**	NS
Molybdenum	mg/L	NA	0.001400	**0.010**	**0.020**	NA	0.0014	NS
Nickel	mg/L	NA	0.0024	0.0024	0.0024	NA	0.0024	NS
Potassium	mg/L	NA	2.8	4.0	2.8	NA	2.8	NS
Selenium	mg/L	NA	**0.019**	0.015	0.015	NA	0.0015	NS
Silver	mg/L	NA	0.0012	**0.0019**	**0.0014**	NA	0.0012	NS
Sodium	mg/L	NA	9.7	11	11	NA	10	NS
Thallium	mg/L	NA	0.015	0.015	0.010	NA	0.0010	NS
Vanadium	mg/L	NA	**0.0032**	0.0022	**0.0030**	NA	**0.0026**	NS
Zinc	mg/L	NA	0.0050	0.0050	0.0050	NA	0.0050	NS
VOLATILE ORGANIC COMPOUNDS								
1,1-Dichloroethane	µg/L	0.11	0.11	0.11	0.11	0.11	NA	NS
1,1-Dichloroethene	µg/L	0.18	0.18	0.18	0.18	0.18	NA	NS
1,1,1-Trichloroethane	µg/L	0.11	0.11	0.11	0.11	0.11	NA	NS
1,2-Dichloropropane	µg/L	0.13	0.13	0.13	0.13	0.13	NA	NS
Bromoform	µg/L	0.27	0.27	0.27	0.27	0.27	NA	NS
Chloroform	µg/L	0.12	**0.13**	**0.14**	**0.17**	**0.23**	NA	NS
Methylene Chloride	µg/L	0.48	0.48	0.48	0.48	0.48	NA	NS
Methyl t-butyl ether (MTBE)	µg/L	0.11	**0.15**	**0.19**	0.11	0.11	NA	NS
Tetrachloroethene	µg/L	**0.13**	0.13	**0.13**	0.13	0.13	NA	NS
Trichloroethene	µg/L	3.0	2.8	2.9	3.1	2.7	NA	NS

TABLE 61 (CONT'D)
HISTORICAL SUMMARY DATA - MONITORING WELL N-10 DEEP (4-INCH)
RIALTO GWTS PERCHLORATE AND VOC REMEDIATION

ANALYTE	UNITS	Jul 2015	MED.	AVG.	STD. DEV.	MIN.	MAX.
GENERAL CHEMISTRY							
Bicarbonate	mg/L	NA	37.0	52.3	46.6	10	110
Carbonate	mg/L	NA	63.0	48.4	45.7	1.5	100
Chloride	mg/L	NA	3.70	4.23	1.41	2.4	5.8
Hardness as CaCO3	mg/L	NA	160	121	75.4	22	200
Hydroxide	mg/L	NA	NC	NC	NC	NC	NC
MBAS	mg/L	NA	0.0390	0.0360	0.0124	0.015	**0.047**
Nitrate as NO_3	mg/L	NA	4.50	5.88	5.01	2.0	16.9
Perchlorate	µg/L	7.0	16.0	42.2	44.3	0.35	130
Phenols	µg/L	NA	NC	NC	NC	5.0	**47**
Sulfate	mg/L	NA	19.5	19.1	1.93	16	21
Total Alkalinity as CaCO3	mg/L	NA	160	140	29.6	88	170
Total Dissolved Solids	mg/L	NA	250	239	37.0	176	280
FIELD PARAMETERS							
Dissolved Oxygen	mg/L	5.83	5.73	5.90	2.56	1.68	11.45
pH	Units	7.84	7.90	8.36	1.38	6.57	11.4
Specific Conductance	µmhos/cm	363	358	381	228	70	1100
Temperature	°C	22.36	20.3	20.3	2.59	16.4	26.39
Turbidity	NTU	0.2	53.0	72.3	95.6	0.0	366
METALS							
Antimony	mg/L	NA	NC	NC	NC	0.00014	**0.022**
Arsenic	mg/L	NA	NC	NC	NC	0.00035	**0.018**
Barium	mg/L	NA	0.0275	0.0235	0.0116	**0.0046**	0.036
Beryllium	mg/L	NA	NC	NC	NC	NC	NC
Cadmium	mg/L	NA	NC	NC	NC	**0.000063**	**0.000063**
Calcium	mg/L	NA	39.0	38.2	24.4	3.6	65
Chromium	mg/L	NA	0.00120	0.00378	0.00398	0.00086	0.011
Cobalt	mg/L	NA	NC	NC	NC	**0.000045**	**0.0011**
Copper	mg/L	NA	NC	NC	NC	**0.00038**	**0.00038**
Lead	mg/L	NA	NC	NC	NC	0.000020	**0.0079**
Magnesium	mg/L	NA	3.90	5.29	2.36	2.3	8.2
Mercury	mg/L	NA	NC	NC	NC	0.000016	**0.000045**
Molybdenum	mg/L	NA	NC	NC	NC	0.001400	**0.020**
Nickel	mg/L	NA	NC	NC	NC	**0.00050**	**0.00050**
Potassium	mg/L	NA	3.95	18.5	23.7	2.8	55
Selenium	mg/L	NA	NC	NC	NC	**0.00057**	**0.019**
Silver	mg/L	NA	NC	NC	NC	0.0000310	**0.0019**
Sodium	mg/L	NA	11.0	15.2	8.05	9.2	29
Thallium	mg/L	NA	NC	NC	NC	NC	NC
Vanadium	mg/L	NA	NC	NC	NC	0.0022	**0.0052**
Zinc	mg/L	NA	0.00500	3.54	8.64	**0.0022**	23
VOLATILE ORGANIC COMPOUNDS							
1,1-Dichloroethane	µg/L	0.11	0.110	0.122	0.0407	0.060	**0.19**
1,1-Dichloroethene	µg/L	0.18	0.180	0.179	0.0616	0.050	**0.32**
1,1,1-Trichloroethane	µg/L	0.11	0.120	0.143	0.0589	0.081	**0.13**
1,2-Dichloropropane	µg/L	**0.16**	0.160	0.335	0.276	0.12	0.98
Bromoform	µg/L	0.27	NC	NC	NC	NC	NC
Chloroform	µg/L	**0.46**[5]	NC	NC	NC	0.050	**0.23**
Methylene Chloride	µg/L	0.48	NC	NC	NC	0.067	1.2
Methyl t-butyl ether (MTBE)	µg/L	0.11	NC	NC	NC	0.11	**0.19**
Tetrachloroethene	µg/L	**0.14**	NC	NC	NC	0.049	0.69
Trichloroethene	µg/L	2.6	1.95	1.93	0.840	0.15	3.4

TABLE 62
HISTORICAL SUMMARY DATA - MONITORING WELL N-11 SHALLOW (2-INCH)
RIALTO GWTS PERCHLORATE AND VOC REMEDIATION

ANALYTE	UNITS	Oct 2004	Nov 2004	Dec 2004	Jan 2005	Feb 2005	Mar 2005	Jan 2006
GENERAL CHEMISTRY								
Bicarbonate	mg/L	NA	NA	NA	NA	NA	NA	NA
Carbonate	mg/L	NA	NA	NA	NA	NA	NA	NA
Chloride	mg/L	NA	NA	NA	NA	NA	NA	NA
Hardness as CaCO3	mg/L	NA	NA	NA	NA	NA	NA	NA
Hydroxide	mg/L	NA	NA	NA	NA	NA	NA	NA
MBAS	mg/L	NA	NA	NA	NA	NA	NA	NA
Nitrate as N	mg/L	NA	NA	NA	NA	NA	NA	NA
Perchlorate	µg/L	8.4	5.1	**2.5**	**3.8**	4.5	5.2	4.6
Sulfate	mg/L	NA	NA	NA	NA	NA	NA	NA
Total Alkalinity as CaCO3	mg/L	NA	NA	NA	NA	NA	NA	NA
Total Dissolved Solids	mg/L	NA	NA	NA	NA	NA	NA	NA
FIELD PARAMETERS								
Dissolved Oxygen	µg/L	NA	NA	NA	NA	NA	NA	NA
pH	Units	7.8	7.8	7.8	NA	7.6	NA	6.4
Specific Conductance	µmhos/cm	NA	420	NA	NA	420	NA	500
Temperature	°C	NA	18.6	NA	NA	17	NA	19.7
Turbidity	NTU	NA	68	NA	NA	130	NA	<5
METALS								
Antimony	mg/L	NA	NA	NA	NA	NA	NA	NA
Arsenic	mg/L	NA	NA	NA	NA	NA	NA	NA
Barium	mg/L	NA	NA	NA	NA	NA	NA	NA
Beryllium	mg/L	NA	NA	NA	NA	NA	NA	NA
Cadmium	mg/L	NA	NA	NA	NA	NA	NA	NA
Calcium	mg/L	NA	NA	NA	NA	NA	NA	NA
Chromium	mg/L	NA	NA	NA	NA	NA	NA	NA
Cobalt	mg/L	NA	NA	NA	NA	NA	NA	NA
Copper	mg/L	NA	NA	NA	NA	NA	NA	NA
Iron	mg/L	NA	NA	NA	NA	NA	NA	NA
Lead	mg/L	NA	NA	NA	NA	NA	NA	NA
Magnesium	mg/L	NA	NA	NA	NA	NA	NA	NA
Manganese	mg/L	NA	NA	NA	NA	NA	NA	NA
Mercury	mg/L	NA	NA	NA	NA	NA	NA	NA
Molybdenum	mg/L	NA	NA	NA	NA	NA	NA	NA
Nickel	mg/L	NA	NA	NA	NA	NA	NA	NA
Potassium	mg/L	NA	NA	NA	NA	NA	NA	NA
Selenium	mg/L	NA	NA	NA	NA	NA	NA	NA
Silver	mg/L	NA	NA	NA	NA	NA	NA	NA
Sodium	mg/L	NA	NA	NA	NA	NA	NA	NA
Thallium	mg/L	NA	NA	NA	NA	NA	NA	NA
Vanadium	mg/L	NA	NA	NA	NA	NA	NA	NA
Zinc	mg/L	NA	NA	NA	NA	NA	NA	NA
VOLATILE ORGANIC COMPOUNDS								
Benzene	µg/L	0.13	0.057	0.13	**0.13**	0.17	0.17	0.17
Bromoform	µg/L	0.22	0.050	0.22	0.22	0.20	0.22	0.22
Dibromochloromethane	µg/L	0.14	0.14	0.14	0.14	0.19	0.14	0.19
Ethylbenzene	µg/L	0.077	0.077	0.077	**0.09**	0.18	0.18	0.18
Methylene Chloride	µg/L	0.067	0.067	0.067	0.94	0.94	1	0.94
Toluene	µg/L	0.12	0.083	0.083	**0.51**[(5)]	0.17	0.17	0.17
Trichloroethene	µg/L	**0.35**	**0.40**	**0.23**	**0.43**	0.57	0.50	**0.41**
Xylenes (total)	µg/L	0.16	0.16	0.16	**0.18**	NA	0.62	0.62

TABLE 62 (CONT'D)
HISTORICAL SUMMARY DATA - MONITORING WELL N-11 SHALLOW (2-INCH)
RIALTO GWTS PERCHLORATE AND VOC REMEDIATION

ANALYTE	UNITS	May 2006	Aug 2006	Nov 2006	Feb 2007	May 2007	Aug 2007	Nov 2007
GENERAL CHEMISTRY								
Bicarbonate	mg/L	NA	NA	200	NA	NA	NA	210
Carbonate	mg/L	NA	NA	2.5	NA	NA	NA	3.0
Chloride	mg/L	NA	NA	5.7	NA	NA	NA	5.8
Hardness as CaCO3	mg/L	NA	NA	190	NA	NA	NA	180
Hydroxide	mg/L	NA	NA	2.5	NA	NA	NA	1.6
MBAS	mg/L	NA	NA	0.039	NA	NA	NA	0.039
Nitrate as N	mg/L	NA	NA	7.0	NA	NA	NA	5.9
Perchlorate	µg/L	**3.9**	4.1	4.0	5.2	7.1	6.2	8.1
Sulfate	mg/L	NA	NA	13	NA	NA	NA	17
Total Alkalinity as CaCO3	mg/L	NA	NA	170	NA	NA	NA	170
Total Dissolved Solids	mg/L	NA	NA	200	NA	NA	NA	280
FIELD PARAMETERS								
Dissolved Oxygen	µg/L	NA	NA	NA	NA	NA	NA	NA
pH	Units	6.5	6.8	7.5	7.2	6.47	8.6	7.9
Specific Conductance	µmhos/cm	490	500	400	340	240	270	250
Temperature	°C	19.0	19.0	19.9	17.1	19.9	23.4	21.6
Turbidity	NTU	<5	8	>900	<5	16.6	14.0	27.3
METALS								
Antimony	mg/L	NA	NA	**0.029**	NA	NA	NA	0.014
Arsenic	mg/L	NA	NA	0.018	NA	NA	NA	0.020
Barium	mg/L	NA	NA	0.028	NA	NA	NA	0.025
Beryllium	mg/L	NA	NA	0.0015	NA	NA	NA	0.00037
Cadmium	mg/L	NA	NA	0.0032	NA	NA	NA	0.0040
Calcium	mg/L	NA	NA	61	NA	NA	NA	58
Chromium	mg/L	NA	NA	**0.0016**	NA	NA	NA	0.0012
Cobalt	mg/L	NA	NA	0.0014	NA	NA	NA	0.0032
Copper	mg/L	NA	NA	0.0020	NA	NA	NA	0.0018
Iron	mg/L	NA	NA	0.019	NA	NA	NA	0.028
Lead	mg/L	NA	NA	0.0065	NA	NA	NA	0.0041
Magnesium	mg/L	NA	NA	8.3	NA	NA	NA	7.7
Manganese	mg/L	NA	NA	0.0053	NA	NA	NA	0.0037
Mercury	mg/L	NA	NA	0.000026	NA	NA	NA	0.000022
Molybdenum	mg/L	NA	NA	**0.0061**	NA	NA	NA	**0.0081**
Nickel	mg/L	NA	NA	0.0067	NA	NA	NA	0.0018
Potassium	mg/L	NA	NA	3.1	NA	NA	NA	2.8
Selenium	mg/L	NA	NA	**0.084**[6]	NA	NA	NA	**0.020**
Silver	mg/L	NA	NA	0.0020	NA	NA	NA	0.0019
Sodium	mg/L	NA	NA	12	NA	NA	NA	13
Thallium	mg/L	NA	NA	0.016	NA	NA	NA	0.024
Vanadium	mg/L	NA	NA	0.0045	NA	NA	NA	**0.0030**
Zinc	mg/L	NA	NA	12	NA	NA	NA	0.0061
VOLATILE ORGANIC COMPOUNDS								
Benzene	µg/L	0.17	0.14	0.14	0.14	0.14	0.12	0.12
Bromoform	µg/L	0.22	0.53[5,6]	0.22	0.22	0.22	0.22	0.22
Dibromochloromethane	µg/L	0.14	**0.21**[5,6]	0.12	0.12	0.12	0.12	0.12
Ethylbenzene	µg/L	0.13	0.094	0.094	0.094	0.094	0.13	0.13
Methylene Chloride	µg/L	0.44	0.27	0.27	0.27	0.27	0.27	0.27
Toluene	µg/L	0.15	0.12	0.12	0.12	0.12	0.12	0.12
Trichloroethene	µg/L	0.50	**0.37**	**0.29**	0.18	**0.40**	0.60	0.57
Xylenes (total)	µg/L	0.40	NA	NA	NA	NA	0.33	0.33

TABLE 62 (CONT'D)
HISTORICAL SUMMARY DATA - MONITORING WELL N-11 SHALLOW (2-INCH)
RIALTO GWTS PERCHLORATE AND VOC REMEDIATION

ANALYTE	UNITS	Jan 2008	May 2008	Aug 2008	Nov 2008	Feb 2009	May 2009	Aug 2009
GENERAL CHEMISTRY								
Bicarbonate	mg/L	NA	NA	NA	NA	190	NA	NA
Carbonate	mg/L	NA	NA	NA	NA	2.5	NA	NA
Chloride	mg/L	NA	NA	NA	NA	5.9	NA	NA
Hardness as CaCO3	mg/L	NA	NA	NA	NA	170	NA	NA
Hydroxide	mg/L	NA	NA	NA	NA	1.4	NA	NA
MBAS	mg/L	NA	NA	NA	NA	**0.044**	NA	NA
Nitrate as N	mg/L	NA	NA	NA	NA	6.4	NA	NA
Perchlorate	µg/L	8.4	7.9	8.8	11	16	18	22
Sulfate	mg/L	NA	NA	NA	NA	16	NA	NA
Total Alkalinity as CaCO3	mg/L	NA	NA	NA	NA	160	NA	NA
Total Dissolved Solids	mg/L	NA	NA	NA	NA	250	NA	NA
FIELD PARAMETERS								
Dissolved Oxygen	µg/L	NA	NA	NA	NA	NA	NA	12.60
pH	Units	7.9	7.9	7.83	7.4	7.6	9.01	7.43
Specific Conductance	µmhos/cm	250	319	408	353	417	428	284
Temperature	°C	18.9	20.0	19.57	21.2	19.3	23.14	22.4
Turbidity	NTU	26.8	339	69.2	144.0	120	30.4	30.0
METALS								
Antimony	mg/L	NA	NA	NA	NA	0.0099	NA	NA
Arsenic	mg/L	NA	NA	NA	NA	**0.018**	NA	NA
Barium	mg/L	NA	NA	NA	NA	0.026[5]	NA	NA
Beryllium	mg/L	NA	NA	NA	NA	0.00061	NA	NA
Cadmium	mg/L	NA	NA	NA	NA	0.00090	NA	NA
Calcium	mg/L	NA	NA	NA	NA	56	NA	NA
Chromium	mg/L	NA	NA	NA	NA	0.00092	NA	NA
Cobalt	mg/L	NA	NA	NA	NA	0.0043	NA	NA
Copper	mg/L	NA	NA	NA	NA	0.0014	NA	NA
Iron	mg/L	NA	NA	NA	NA	0.0072	NA	NA
Lead	mg/L	NA	NA	NA	NA	0.012	NA	NA
Magnesium	mg/L	NA	NA	NA	NA	7.5	NA	NA
Manganese	mg/L	NA	NA	NA	NA	0.00068	NA	NA
Mercury	mg/L	NA	NA	NA	NA	0.000016	NA	NA
Molybdenum	mg/L	NA	NA	NA	NA	**0.015[5]**	NA	NA
Nickel	mg/L	NA	NA	NA	NA	0.0019	NA	NA
Potassium	mg/L	NA	NA	NA	NA	3.5	NA	NA
Selenium	mg/L	NA	NA	NA	NA	0.012	NA	NA
Silver	mg/L	NA	NA	NA	NA	0.0025	NA	NA
Sodium	mg/L	NA	NA	NA	NA	12	NA	NA
Thallium	mg/L	NA	NA	NA	NA	0.016	NA	NA
Vanadium	mg/L	NA	NA	NA	NA	**0.0030**	NA	NA
Zinc	mg/L	NA	NA	NA	NA	0.0032	NA	NA
VOLATILE ORGANIC COMPOUNDS								
Benzene	µg/L	0.32	0.32	0.18	0.18	0.18	0.18	0.18
Bromoform	µg/L	0.31	0.31	0.24	0.24	0.24	0.24	0.24
Dibromochloromethane	µg/L	0.23	0.23	0.23	0.23	0.23	0.23	0.23
Ethylbenzene	µg/L	0.33	0.33	0.16	0.16	0.16	0.16	0.14
Methylene Chloride	µg/L	0.27	**0.53**	0.27	0.27	0.27	0.27	0.28
Toluene	µg/L	0.24	0.24	0.12	0.12	0.12	0.12	0.12
Trichloroethene	µg/L	1.2	1.3	1.4	1.5	2.0	1.8	0.13
Xylenes (total)	µg/L	0.73	0.73	0.55	0.55	0.55	0.55	0.54

TABLE 62 (CONT'D)
HISTORICAL SUMMARY DATA - MONITORING WELL N-11 SHALLOW (2-INCH)
RIALTO GWTS PERCHLORATE AND VOC REMEDIATION

ANALYTE	UNITS	Nov 2009	Feb 2010	May 2010	Aug 2010	Nov 2010	Feb 2011	May 2011	Aug 2011	Nov 2011
GENERAL CHEMISTRY										
Bicarbonate	mg/L	200	NA	NA	NA	NA	NA	NA	NA	NA
Carbonate	mg/L	2.5	NA	NA	NA	NA	NA	NA	NA	NA
Chloride	mg/L	5.5	NA	NA	NA	6.2	NA	NA	NA	NA
Hardness as CaCO3	mg/L	180	NA	NA	NA	200	NA	NA	NA	NA
Hydroxide	mg/L	1.4	NA	NA	NA	1.4	NA	NA	NA	NA
MBAS	mg/L	**0.064**	NA	NA	NA	**0.067**	NA	NA	NA	NA
Nitrate as N	mg/L	6.3	NA	NA	NA	7.0	NA	NA	NA	NA
Perchlorate	µg/L	26	26	26	32	30	34	46	41	33
Sulfate	mg/L	13	NA	NA	NA	13	NA	NA	NA	NA
Total Alkalinity as CaCO3	mg/L	160	NA	NA	NA	150	NA	NA	NA	NA
Total Dissolved Solids	mg/L	240	NA	NA	NA	270	NA	NA	NA	NA
FIELD PARAMETERS										
Dissolved Oxygen	µg/L	9.09	5.52	7.40	6.97	5.94	5.60	7.20	6.48	7.59
pH	Units	7.64	6.76	7.13	6.98	7.25	7.64	6.31	7.56	7.81
Specific Conductance	µmhos/cm	400	421	428	412	407	408	468	385	396
Temperature	°C	20.62	19.66	20.51	24.50	19.07	17.71	17.59	26.48	20.23
Turbidity	NTU	640	32.5	<5	<5	214.0	18.0	<5	10.4	8.7
METALS										
Antimony	mg/L	0.034	NA	NA	NA	0.010	NA	NA	NA	NA
Arsenic	mg/L	0.019	NA	NA	NA	0.0075	NA	NA	NA	NA
Barium	mg/L	0.026	NA	NA	NA	0.029	NA	NA	NA	NA
Beryllium	mg/L	0.0011	NA	NA	NA	0.0010	NA	NA	NA	NA
Cadmium	mg/L	0.00060	NA	NA	NA	0.0010	NA	NA	NA	NA
Calcium	mg/L	58	NA	NA	NA	65	NA	NA	NA	NA
Chromium	mg/L	**0.0018**	NA	NA	NA	**0.0026**	NA	NA	NA	NA
Cobalt	mg/L	0.0037	NA	NA	NA	0.0050	NA	NA	NA	NA
Copper	mg/L	0.0015	NA	NA	NA	0.0023	NA	NA	NA	NA
Iron	mg/L	0.0093	NA	NA	NA	NA	NA	NA	NA	NA
Lead	mg/L	0.012	NA	NA	NA	0.0050	NA	NA	NA	NA
Magnesium	mg/L	7.8	NA	NA	NA	8.7	NA	NA	NA	NA
Manganese	mg/L	0.0025	NA	NA	NA	NA	NA	NA	NA	NA
Mercury	mg/L	0.000016	NA	NA	NA	0.000017	NA	NA	NA	NA
Molybdenum	mg/L	0.0050	NA	NA	NA	**0.0069**	NA	NA	NA	NA
Nickel	mg/L	0.0015	NA	NA	NA	0.0012	NA	NA	NA	NA
Potassium	mg/L	2.7	NA	NA	NA	NA	NA	NA	NA	NA
Selenium	mg/L	0.025	NA	NA	NA	0.011	NA	NA	NA	NA
Silver	mg/L	0.0018	NA	NA	NA	0.0011	NA	NA	NA	NA
Sodium	mg/L	12	NA	NA	NA	NA	NA	NA	NA	NA
Thallium	mg/L	0.021	NA	NA	NA	0.015	NA	NA	NA	NA
Vanadium	mg/L	**0.0025**	NA	NA	NA	**0.0028**	NA	NA	NA	NA
Zinc	mg/L	**0.012**[(6)]	NA	NA	NA	0.0059	NA	NA	NA	NA
VOLATILE ORGANIC COMPOUNDS										
Benzene	µg/L	0.086	0.086	0.086	0.083	0.083	0.083	0.083	0.083	0.083
Bromoform	µg/L	0.23	0.23	0.23	0.27	0.27	0.27	0.27	0.27	0.27
Dibromochloromethane	µg/L	0.077	0.077	0.077	0.13	0.13	0.13	0.13	0.13	0.13
Ethylbenzene	µg/L	0.12	0.12	0.12	0.098	0.098	0.098	0.098	0.098	0.098
Methylene Chloride	µg/L	0.28	0.28	0.28	0.48	0.48	0.48	0.48	0.48	0.48
Toluene	µg/L	0.093	0.093	0.093	0.093	0.093	0.093	0.093	0.093	0.093
Trichloroethene	µg/L	1.9	1.8	1.5	2.0	1.3	1.9	1.8	1.6	1.4
Xylenes (total)	µg/L	0.30	0.30	0.30	0.36	NA	NA	NA	NA	NA

TABLE 62 (CONT'D)
HISTORICAL SUMMARY DATA - MONITORING WELL N-11 SHALLOW (2-INCH)
RIALTO GWTS PERCHLORATE AND VOC REMEDIATION

ANALYTE	UNITS	Jan 2012	Aug 2012	Feb 2013	Aug 2013	Feb 2014	Aug 2014	Feb 2015	Feb 2015
GENERAL CHEMISTRY									
Bicarbonate	mg/L	NA	NA	NA	NA	NA	NA	NA	NA
Carbonate	mg/L	NA	NA	NA	NA	NA	NA	NA	NA
Chloride	mg/L	NA	NA	NA	NA	NA	NA	NA	7.2
Hardness as CaCO3	mg/L	NA	NA	NA	NA	NA	NA	NA	160
Hydroxide	mg/L	NA	NA	NA	NA	NA	NA	NA	1.4
MBAS	mg/L	NA	NA	NA	NA	NA	NA	NA	0.43
Nitrate as N	mg/L	NA	NA	NA	NA	NA	NA	NA	7.9
Perchlorate	µg/L	40	40	40	25	17	16	10	NA
Sulfate	mg/L	NA	NA	NA	NA	NA	NA	NA	16
Total Alkalinity as CaCO3	mg/L	NA	NA	NA	NA	NA	NA	NA	160
Total Dissolved Solids	mg/L	NA	NA	NA	NA	NA	NA	NA	270
FIELD PARAMETERS									
Dissolved Oxygen	µg/L	10.95	8.27	7.25	7.45	4.86	5.86	6.14	6.44
pH	Units	7.62	7.79	7.95	7.60	8.02	8.00	7.79	7.61
Specific Conductance	µmhos/cm	420	375	338	344	348	353	636	824
Temperature	°C	18.07	25.50	19.50	24.06	20.94	27.17	21.63	21.17
Turbidity	NTU	13.1	8.1	<5	7.0	11.5	11.1	38.9	24.2
METALS									
Antimony	mg/L	NA	NA	NA	NA	NA	NA	NA	0.0049
Arsenic	mg/L	NA	NA	NA	NA	NA	NA	NA	0.0092
Barium	mg/L	NA	NA	NA	NA	NA	NA	NA	0.021
Beryllium	mg/L	NA	NA	NA	NA	NA	NA	NA	0.0005
Cadmium	mg/L	NA	NA	NA	NA	NA	NA	NA	0.001
Calcium	mg/L	NA	NA	NA	NA	NA	NA	NA	53
Chromium	mg/L	NA	NA	NA	NA	NA	NA	NA	**0.0015**
Cobalt	mg/L	NA	NA	NA	NA	NA	NA	NA	0.0011
Copper	mg/L	NA	NA	NA	NA	NA	NA	NA	0.0010
Iron	mg/L	NA	NA	NA	NA	NA	NA	NA	NA
Lead	mg/L	NA	NA	NA	NA	NA	NA	NA	0.0035
Magnesium	mg/L	NA	NA	NA	NA	NA	NA	NA	6.6
Manganese	mg/L	NA	NA	NA	NA	NA	NA	NA	NA
Mercury	mg/L	NA	NA	NA	NA	NA	NA	NA	**0.000045**
Molybdenum	mg/L	NA	NA	NA	NA	NA	NA	NA	**0.0015**
Nickel	mg/L	NA	NA	NA	NA	NA	NA	NA	0.0024
Potassium	mg/L	NA	NA	NA	NA	NA	NA	NA	2.5
Selenium	mg/L	NA	NA	NA	NA	NA	NA	NA	0.015
Silver	mg/L	NA	NA	NA	NA	NA	NA	NA	0.0012
Sodium	mg/L	NA	NA	NA	NA	NA	NA	NA	11
Thallium	mg/L	NA	NA	NA	NA	NA	NA	NA	10
Vanadium	mg/L	NA	NA	NA	NA	NA	NA	NA	**0.0027**
Zinc	mg/L	NA	NA	NA	NA	NA	NA	NA	0.0050
VOLATILE ORGANIC COMPOUNDS									
Benzene	µg/L	0.083	0.083	0.083	0.083	0.083	0.083	0.083	NA
Bromoform	µg/L	0.27	0.27	0.27	0.27	0.27	0.27	0.27	NA
Dibromochloromethane	µg/L	0.13	0.13	0.13	0.13	0.13	0.13	0.13	NA
Ethylbenzene	µg/L	0.098	0.098	0.098	0.098	0.098	0.098	0.098	NA
Methylene Chloride	µg/L	0.48	0.48	0.48	0.48	0.48	0.48	0.48	NA
Toluene	µg/L	0.093	0.093	0.093	0.093	0.093	0.093	0.093	NA
Trichloroethene	µg/L	1.4	1.2	1.5	1.2	1.2	1.3	1.8	NA
Xylenes (total)	µg/L	NA	NA	NA	NA	NA	NA	NA	NA

TABLE 62 (CONT'D)
HISTORICAL SUMMARY DATA - MONITORING WELL N-11 SHALLOW (2-INCH)
RIALTO GWTS PERCHLORATE AND VOC REMEDIATION

ANALYTE	UNITS	May 2015	Jul 2015	MED.	AVG.	STD. DEV.	MIN.	MAX.
GENERAL CHEMISTRY								
Bicarbonate	mg/L	NS	NA	200	200	8.94	190	210
Carbonate	mg/L	NS	NA	NC	NC	NC	NC	NC
Chloride	mg/L	NS	NA	5.85	6.13	0.701	5.5	7.2
Hardness as CaCO3	mg/L	NS	NA	180	180	16.0	160	200
Hydroxide	mg/L	NS	NA	NC	NC	NC	NC	NC
MBAS	mg/L	NS	NA	0.0540	0.144	0.177	0.039	0.43
Nitrate as N	mg/L	NS	NA	6.70	6.79	0.804	5.9	7.9
Perchlorate	µg/L	NS	8.7	10.5	17.6	14.0	**2.5**	46
Sulfate	mg/L	NS	NA	14.5	14.8	1.91	13	17
Total Alkalinity as CaCO3	mg/L	NS	NA	160	161	8.35	150	170
Total Dissolved Solids	mg/L	NS	NA	260	249	33.1	200	280
FIELD PARAMETERS								
Dissolved Oxygen	µg/L	NS	8.78	7.20	7.52	2.23	4.86	12.60
pH	Units	NS	7.68	7.62	7.54	0.637	6.31	9.01
Specific Conductance	µmhos/cm	NS	363	400	408	129	240	824
Temperature	°C	NS	22.46	20.0	20.8	2.78	17	27.17
Turbidity	NTU	NS	11.5	26.8	93.6	169	2.1	640
METALS								
Antimony	mg/L	NS	NA	NC	NC	NC	0.0049	**0.029**
Arsenic	mg/L	NS	NA	NC	NC	NC	0.0075	**0.018**
Barium	mg/L	NS	NA	0.0250	0.0244	0.00346	0.021	0.029
Beryllium	mg/L	NS	NA	NC	NC	NC	NC	NC
Cadmium	mg/L	NS	NA	NC	NC	NC	NC	NC
Calcium	mg/L	NS	NA	58.0	58.6	4.75	53	65
Chromium	mg/L	NS	NA	NC	NC	NC	0.00092	**0.0026**
Cobalt	mg/L	NS	NA	NC	NC	NC	NC	NC
Copper	mg/L	NS	NA	NC	NC	NC	NC	NC
Iron	mg/L	NS	NA	NC	NC	NC	NC	NC
Lead	mg/L	NS	NA	NC	NC	NC	NC	NC
Magnesium	mg/L	NS	NA	7.75	7.74	0.830	6.6	8.7
Manganese	mg/L	NS	NA	NC	NC	NC	NC	NC
Mercury	mg/L	NS	NA	NC	NC	NC	0.000016	**0.000045**
Molybdenum	mg/L	NS	NA	NC	NC	NC	**0.0015**	**0.0081**
Nickel	mg/L	NS	NA	NC	NC	NC	NC	NC
Potassium	mg/L	NS	NA	2.80	2.94	0.431	2.5	3.5
Selenium	mg/L	NS	NA	NC	NC	NC	0.011	**0.020**
Silver	mg/L	NS	NA	NC	NC	NC	NC	NC
Sodium	mg/L	NS	NA	12.0	11.7	0.516	11	12
Thallium	mg/L	NS	NA	NC	NC	NC	NC	NC
Vanadium	mg/L	NS	NA	NC	NC	NC	**0.0025**	**0.0030**
Zinc	mg/L	NS	NA	0.00590	3.43	5.85	0.0032	12
VOLATILE ORGANIC COMPOUNDS								
Benzene	µg/L	NS	0.083	NC	NC	NC	0.057	**0.13**
Bromoform	µg/L	NS	0.27	NC	NC	NC	NC	NC
Dibromochloromethane	µg/L	NS	0.13	NC	NC	NC	NC	NC
Ethylbenzene	µg/L	NS	0.098	NC	NC	NC	0.077	**0.090**
Methylene Chloride	µg/L	NS	0.48	NC	NC	NC	0.067	**0.53**
Toluene	µg/L	NS	0.093	NC	NC	NC	NC	NC
Trichloroethene	µg/L	NS	1.4	1.25	1.09	0.632	0.13	2.0
Xylenes (total)	µg/L	NS	NA	NC	NC	NC	0.16	**0.18**

TABLE 63
HISTORICAL SUMMARY DATA - N-11 DEEP (4-INCH)
RIALTO GWTS PERCHLORATE AND VOC REMEDIATION

ANALYTE	UNITS	May 2004	Jun 2004	Jul 2004	Aug 2004	Sep 2004	Oct 2004	Nov 2004	Dec 2004	Jan 2005
GENERAL CHEMISTRY										
Bicarbonate	mg/L	NA	NA	NA	NA	NA	NA	NA	NA	NA
Carbonate	mg/L	NA	NA	NA	NA	NA	NA	NA	NA	NA
Chloride	mg/L	NA	NA	NA	NA	NA	NA	NA	NA	NA
Hardness as CaCO3	mg/L	NA	NA	NA	NA	NA	NA	NA	NA	NA
Hydroxide	mg/L	NA	NA	NA	NA	NA	NA	NA	NA	NA
MBAS	mg/L	NA	NA	NA	NA	NA	NA	NA	NA	NA
Nitrate as N	mg/L	NA	NA	NA	NA	NA	NA	NA	NA	NA
Perchlorate	µg/L	**2.5**	**2.7**	5.1	**3.7**	**2.0**	5.1	**3.9**	4.1	**3.8**
Sulfate	mg/L	NA	NA	NA	NA	NA	NA	NA	NA	NA
Total Alkalinity as CaCO3	mg/L	NA	NA	NA	NA	NA	NA	NA	NA	NA
Total Dissolved Solids	mg/L	NA	NA	NA	NA	NA	NA	NA	NA	NA
FIELD PARAMETERS										
Dissolved Oxygen	µg/L	NA	NA	NA	NA	NA	NA	NA	NA	NA
pH	Units	NA	NA	NA	NA	7.1	7.7	7.7	7.7	NA
Specific Conductance	µmhos/cm	NA	NA	NA	NA	370	NA	350	NA	NA
Temperature	°C	NA	NA	NA	NA	18	NA	18.5	NA	NA
Turbidity	NTU	NA	NA	NA	NA	>900	NA	310	NA	NA
METALS										
Antimony	mg/L	NA	NA	NA	NA	NA	NA	NA	NA	NA
Arsenic	mg/L	NA	NA	NA	NA	NA	NA	NA	NA	NA
Barium	mg/L	NA	NA	NA	NA	NA	NA	NA	NA	NA
Beryllium	mg/L	NA	NA	NA	NA	NA	NA	NA	NA	NA
Cadmium	mg/L	NA	NA	NA	NA	NA	NA	NA	NA	NA
Calcium	mg/L	NA	NA	NA	NA	NA	NA	NA	NA	NA
Chromium	mg/L	NA	NA	NA	NA	NA	NA	NA	NA	NA
Cobalt	mg/L	NA	NA	NA	NA	NA	NA	NA	NA	NA
Copper	mg/L	NA	NA	NA	NA	NA	NA	NA	NA	NA
Iron	mg/L	NA	NA	NA	NA	NA	NA	NA	NA	NA
Lead	mg/L	NA	NA	NA	NA	NA	NA	NA	NA	NA
Magnesium	mg/L	NA	NA	NA	NA	NA	NA	NA	NA	NA
Manganese	mg/L	NA	NA	NA	NA	NA	NA	NA	NA	NA
Mercury	mg/L	NA	NA	NA	NA	NA	NA	NA	NA	NA
Molybdenum	mg/L	NA	NA	NA	NA	NA	NA	NA	NA	NA
Nickel	mg/L	NA	NA	NA	NA	NA	NA	NA	NA	NA
Potassium	mg/L	NA	NA	NA	NA	NA	NA	NA	NA	NA
Selenium	mg/L	NA	NA	NA	NA	NA	NA	NA	NA	NA
Silver	mg/L	NA	NA	NA	NA	NA	NA	NA	NA	NA
Sodium	mg/L	NA	NA	NA	NA	NA	NA	NA	NA	NA
Thallium	mg/L	NA	NA	NA	NA	NA	NA	NA	NA	NA
Vanadium	mg/L	NA	NA	NA	NA	NA	NA	NA	NA	NA
Zinc	mg/L	NA	NA	NA	NA	NA	NA	NA	NA	NA
VOLATILE ORGANIC COMPOUNDS										
Benzene	µg/L	0.23[6]	0.060	0.12	0.12	0.12	0.13	0.057	0.13	0.10
Bromoform	µg/L	0.22	0.22	0.22	0.22	0.33	0.22	0.050	0.22	0.22
Dibromochloromethane	µg/L	0.10	0.12	0.11	0.11	0.11	0.10	0.14	0.10	0.14
Isopropylbenzene	µg/L	0.25[6]	0.160	0.14	0.14	0.14	0.11	0.22	0.11	0.22
Methyl t-butyl ether	µg/L	20[6]	0.076	NA	**0.27**	0.12	0.15	0.056	0.15	0.056
Methylene Chloride	µg/L	0.16	0.170	0.43	0.43	0.43	**0.16**[5]	0.067	0.16	0.067
Trichloroethene	µg/L	0.12	**0.17**	0.18	**0.18**	**0.20**	0.12	**0.19**	**0.25**	**0.23**

TABLE 63 (CONT'D)
HISTORICAL SUMMARY DATA - N-11 DEEP (4-INCH)
RIALTO GWTS PERCHLORATE AND VOC REMEDIATION

ANALYTE	UNITS	Feb 2005	Mar 2005	Jan 2006	May 2006	Aug 2006	Nov 2006	Feb 2007	May 2007	Aug 2007
GENERAL CHEMISTRY										
Bicarbonate	mg/L	NA	NA	NA	NA	NA	200	NA	NA	NA
Carbonate	mg/L	NA	NA	NA	NA	NA	2.5	NA	NA	NA
Chloride	mg/L	NA	NA	NA	NA	NA	5.5	NA	NA	NA
Hardness as CaCO3	mg/L	NA	NA	NA	NA	NA	180	NA	NA	NA
Hydroxide	mg/L	NA	NA	NA	NA	NA	2.5	NA	NA	NA
MBAS	mg/L	NA	NA	NA	NA	NA	**0.047**[(6)]	NA	NA	NA
Nitrate as N	mg/L	NA	NA	NA	NA	NA	4.9	NA	NA	NA
Perchlorate	µg/L	**3.9**	**3.9**	4.6	**3.4**	4.9	5.1	5.4	6.0	4.8
Sulfate	mg/L	NA	NA	NA	NA	NA	8.0	NA	NA	NA
Total Alkalinity as CaCO3	mg/L	NA	NA	NA	NA	NA	160	NA	NA	NA
Total Dissolved Solids	mg/L	NA	NA	NA	NA	NA	180[(6)]	NA	NA	NA
FIELD PARAMETERS										
Dissolved Oxygen	µg/L	NA	NA	NA	NA	NA	NA	NA	NA	NA
pH	Units	7.5	NA	7.8	7.6	7.8	7.8	7.1	8.19	7.6
Specific Conductance	µmhos/cm	360	NA	410	400	400	390	320	180	300
Temperature	°C	17.3	NA	18.4	18.0	18.4	21.2	18.4	18.9	19.1
Turbidity	NTU	790	NA	>900	>900	>900	>900	73.5	>900	>900
METALS										
Antimony	mg/L	NA	NA	NA	NA	NA	**0.030**	NA	NA	NA
Arsenic	mg/L	NA	NA	NA	NA	NA	0.018	NA	NA	NA
Barium	mg/L	NA	NA	NA	NA	NA	0.028	NA	NA	NA
Beryllium	mg/L	NA	NA	NA	NA	NA	0.0015	NA	NA	NA
Cadmium	mg/L	NA	NA	NA	NA	NA	0.0032	NA	NA	NA
Calcium	mg/L	NA	NA	NA	NA	NA	58	NA	NA	NA
Chromium	mg/L	NA	NA	NA	NA	NA	0.0014	NA	NA	NA
Cobalt	mg/L	NA	NA	NA	NA	NA	0.0014	NA	NA	NA
Copper	mg/L	NA	NA	NA	NA	NA	0.0020	NA	NA	NA
Iron	mg/L	NA	NA	NA	NA	NA	0.019	NA	NA	NA
Lead	mg/L	NA	NA	NA	NA	NA	0.0065	NA	NA	NA
Magnesium	mg/L	NA	NA	NA	NA	NA	7.8	NA	NA	NA
Manganese	mg/L	NA	NA	NA	NA	NA	0.0053	NA	NA	NA
Mercury	mg/L	NA	NA	NA	NA	NA	0.000026	NA	NA	NA
Molybdenum	mg/L	NA	NA	NA	NA	NA	**0.0053**	NA	NA	NA
Nickel	mg/L	NA	NA	NA	NA	NA	0.0067	NA	NA	NA
Potassium	mg/L	NA	NA	NA	NA	NA	2.7	NA	NA	NA
Selenium	mg/L	NA	NA	NA	NA	NA	**0.08**[(6)]	NA	NA	NA
Silver	mg/L	NA	NA	NA	NA	NA	0.0020	NA	NA	NA
Sodium	mg/L	NA	NA	NA	NA	NA	10	NA	NA	NA
Thallium	mg/L	NA	NA	NA	NA	NA	0.016	NA	NA	NA
Vanadium	mg/L	NA	NA	NA	NA	NA	0.0045	NA	NA	NA
Zinc	mg/L	NA	NA	NA	NA	NA	10	NA	NA	NA
VOLATILE ORGANIC COMPOUNDS										
Benzene	µg/L	0.17	0.17	0.17	0.17	0.14	0.14	0.14	0.14	0.12
Bromoform	µg/L	0.20	0.22	0.22	0.22	0.22	0.22	0.22	0.22	0.56[(6)]
Dibromochloromethane	µg/L	0.19	0.19	0.19	0.14	0.12	0.12	0.12	0.12	**0.13**
Isopropylbenzene	µg/L	0.18	NA	NA	0.22	0.15	0.15	0.15	0.15	0.15
Methyl t-butyl ether	µg/L	0.25	0.25	0.25	0.15	0.13	0.13	0.13	0.13	0.13
Methylene Chloride	µg/L	0.94	0.94	0.94	0.44	0.16	0.16	0.16	0.16	0.16
Trichloroethene	µg/L	**0.21**	0.18	0.18	0.18	0.18	0.18	**0.40**	0.13	0.13

TABLE 63 (CONT'D)
HISTORICAL SUMMARY DATA - N-11 DEEP (4-INCH)
RIALTO GWTS PERCHLORATE AND VOC REMEDIATION

ANALYTE	UNITS	Nov 2007	Jan 2008	May 2008	Aug 2008	Nov 2008	Feb 2009	May 2009	Aug 2009	Nov 2009
GENERAL CHEMISTRY										
Bicarbonate	mg/L	200	NA	NA	NA	NA	170	NA	NA	170
Carbonate	mg/L	1.5	NA	NA	NA	NA	2.5	NA	NA	2.5
Chloride	mg/L	5.7	NA	NA	NA	NA	5.6	NA	NA	5.4
Hardness as CaCO3	mg/L	170	NA	NA	NA	NA	160	NA	NA	170
Hydroxide	mg/L	0.81	NA	NA	NA	NA	1.4	NA	NA	1.4
MBAS	mg/L	0.039	NA	NA	NA	NA	0.039	NA	NA	NA
Nitrate as N	mg/L	4.5	NA	NA	NA	NA	6.3	NA	NA	5.7
Perchlorate	µg/L	7.3	7.2	6.2	6.1	6.7	6.4	6.2	6.8	5.8
Sulfate	mg/L	9.7	NA	NA	NA	NA	9.3	NA	NA	8.9
Total Alkalinity as CaCO3	mg/L	160	NA	NA	NA	NA	140	NA	NA	140
Total Dissolved Solids	mg/L	350[6]	NA	NA	NA	NA	230	NA	NA	250
FIELD PARAMETERS										
Dissolved Oxygen	µg/L	NA	NA	NA	NA	NA	NA	NA	NA	7.81
pH	Units	7.7	8.6	7.9	7.22	7.3	7.2	8.25	7.59	5.43
Specific Conductance	µmhos/cm	330	320	282	351	299	416	392	382	174
Temperature	°C	18.7	18.1	20.1	19.45	19.5	16.8	20.88	20.8	26.24
Turbidity	NTU	>900	>900	>900	560	778.0	867.0	788	464	25.5
METALS										
Antimony	mg/L	0.014	NA	NA	NA	NA	0.0099	NA	NA	0.034
Arsenic	mg/L	0.020	NA	NA	NA	NA	**0.022**[6]	NA	NA	0.019
Barium	mg/L	0.025	NA	NA	NA	NA	0.022[5]	NA	NA	0.023
Beryllium	mg/L	0.00037	NA	NA	NA	NA	0.00061	NA	NA	0.0011
Cadmium	mg/L	0.0040	NA	NA	NA	NA	0.00090	NA	NA	0.00060
Calcium	mg/L	56	NA	NA	NA	NA	52	NA	NA	55
Chromium	mg/L	0.0012	NA	NA	NA	NA	0.00092	NA	NA	**0.0012**
Cobalt	mg/L	0.0032	NA	NA	NA	NA	0.0043	NA	NA	0.0037
Copper	mg/L	0.0018	NA	NA	NA	NA	0.0014	NA	NA	0.0015
Iron	mg/L	0.028	NA	NA	NA	NA	0.0072	NA	NA	0.0093
Lead	mg/L	0.0041	NA	NA	NA	NA	0.012	NA	NA	0.012
Magnesium	mg/L	7.5	NA	NA	NA	NA	6.9	NA	NA	7.3
Manganese	mg/L	0.0037	NA	NA	NA	NA	0.00068	NA	NA	0.0025
Mercury	mg/L	0.000022	NA	NA	NA	NA	0.000016	NA	NA	**0.00003**[6]
Molybdenum	mg/L	**0.0099**	NA	NA	NA	NA	**0.012**[5]	NA	NA	0.0050
Nickel	mg/L	0.0018	NA	NA	NA	NA	0.0019	NA	NA	0.0015
Potassium	mg/L	2.8	NA	NA	NA	NA	2.6	NA	NA	2.7
Selenium	mg/L	**0.017**	NA	NA	NA	NA	0.012	NA	NA	0.025
Silver	mg/L	0.0019	NA	NA	NA	NA	0.0025	NA	NA	0.0018
Sodium	mg/L	11[6]	NA	NA	NA	NA	9.8	NA	NA	10
Thallium	mg/L	0.024	NA	NA	NA	NA	0.016	NA	NA	0.021
Vanadium	mg/L	**0.0033**	NA	NA	NA	NA	**0.0027**	NA	NA	**0.0031**
Zinc	mg/L	0.0061	NA	NA	NA	NA	0.0032	NA	NA	**0.0037**
VOLATILE ORGANIC COMPOUNDS										
Benzene	µg/L	0.12	0.32	0.32	0.18	0.18	0.18	0.18	0.18	0.086
Bromoform	µg/L	0.22	0.31	0.31	0.24	0.24	0.24	0.24	0.24	0.23
Dibromochloromethane	µg/L	0.12	0.23	0.23	0.23	0.23	0.23	0.23	0.23	0.077
Isopropylbenzene	µg/L	0.15	0.35	0.35	0.16	0.16	0.16	0.16	0.15	0.064
Methyl t-butyl ether	µg/L	0.13	0.26	0.26	0.22	0.22	0.22	0.22	0.22	0.11
Methylene Chloride	µg/L	0.16	0.27	0.27	0.27	0.27	0.27	0.27	0.28	0.28
Trichloroethene	µg/L	0.13	0.19	0.19	0.16	0.16	0.16	0.16	0.13	0.13

TABLE 63 (CONT'D)
HISTORICAL SUMMARY DATA - N-11 DEEP (4-INCH)
RIALTO GWTS PERCHLORATE AND VOC REMEDIATION

ANALYTE	UNITS	Feb 2010	May 2010	Aug 2010	Nov 2010	Feb 2011	May 2011	Aug 2011	Nov 2011	Jan 2012
GENERAL CHEMISTRY										
Bicarbonate	mg/L	NA	NA	NA	NA	NA	NA	NA	NA	NA
Carbonate	mg/L	NA	NA	NA	NA	NA	NA	NA	NA	NA
Chloride	mg/L	NA	NA	NA	6.2	NA	NA	NA	NA	NA
Hardness as CaCO3	mg/L	NA	NA	NA	180	NA	NA	NA	NA	NA
Hydroxide	mg/L	NA	NA	NA	1.4	NA	NA	NA	NA	NA
MBAS	mg/L	NA	NA	NA	0.039	NA	NA	NA	NA	NA
Nitrate as N	mg/L	NA	NA	NA	6.2	NA	NA	NA	NA	NA
Perchlorate	µg/L	7.0	6.4	9.3	7.1	6.1	5.6	6.2	5.0	6.6
Sulfate	mg/L	NA	NA	NA	9.1	NA	NA	NA	NA	NA
Total Alkalinity as CaCO3	mg/L	NA	NA	NA	140	NA	NA	NA	NA	NA
Total Dissolved Solids	mg/L	NA	NA	NA	240	NA	NA	NA	NA	NA
FIELD PARAMETERS										
Dissolved Oxygen	µg/L	7.04	NS	6.04	6.03	6.34	5.10	8.61	7.15	10.26
pH	Units	6.30	NS	6.75	7.28	6.62	6.84	8.00	7.56	7.77
Specific Conductance	µmhos/cm	391	NS	379	380	407	391	340	357	336
Temperature	°C	17.26	NS	25.86	18.43	15.45	18.37	28.70	18.54	18.87
Turbidity	NTU	<0.1	NS	9.2	219	222	782	59.4	53.6	184
METALS										
Antimony	mg/L	NA	NA	NA	0.010	NA	NA	NA	NA	NA
Arsenic	mg/L	NA	NA	NA	0.0075	NA	NA	NA	NA	NA
Barium	mg/L	NA	NA	NA	0.029	NA	NA	NA	NA	NA
Beryllium	mg/L	NA	NA	NA	0.0010	NA	NA	NA	NA	NA
Cadmium	mg/L	NA	NA	NA	0.0010	NA	NA	NA	NA	NA
Calcium	mg/L	NA	NA	NA	60	NA	NA	NA	NA	NA
Chromium	mg/L	NA	NA	NA	**0.0026**	NA	NA	NA	NA	NA
Cobalt	mg/L	NA	NA	NA	0.0050	NA	NA	NA	NA	NA
Copper	mg/L	NA	NA	NA	0.0023	NA	NA	NA	NA	NA
Iron	mg/L	NA	NA	NA	NA	NA	NA	NA	NA	NA
Lead	mg/L	NA	NA	NA	0.0050	NA	NA	NA	NA	NA
Magnesium	mg/L	NA	NA	NA	7.6	NA	NA	NA	NA	NA
Manganese	mg/L	NA	NA	NA	NA	NA	NA	NA	NA	NA
Mercury	mg/L	NA	NA	NA	0.000017	NA	NA	NA	NA	NA
Molybdenum	mg/L	NA	NA	NA	**0.0070**	NA	NA	NA	NA	NA
Nickel	mg/L	NA	NA	NA	0.0012	NA	NA	NA	NA	NA
Potassium	mg/L	NA	NA	NA	NA	NA	NA	NA	NA	NA
Selenium	mg/L	NA	NA	NA	0.011	NA	NA	NA	NA	NA
Silver	mg/L	NA	NA	NA	0.0011	NA	NA	NA	NA	NA
Sodium	mg/L	NA	NA	NA	NA	NA	NA	NA	NA	NA
Thallium	mg/L	NA	NA	NA	0.015	NA	NA	NA	NA	NA
Vanadium	mg/L	NA	NA	NA	**0.0027**	NA	NA	NA	NA	NA
Zinc	mg/L	NA	NA	NA	0.0059	NA	NA	NA	NA	NA
VOLATILE ORGANIC COMPOUNDS										
Benzene	µg/L	0.086	0.086	0.083	0.083	0.083	0.083	0.083	0.083	0.083
Bromoform	µg/L	0.23	0.23	0.27	0.27	0.27	0.27	0.27	0.27	0.27
Dibromochloromethane	µg/L	0.077	0.077	0.13	0.13	0.13	0.13	0.13	0.13	0.13
Isopropylbenzene	µg/L	0.064	0.064	0.14	0.14	0.14	0.14	0.14	0.14	0.14
Methyl t-butyl ether	µg/L	0.11	0.11	0.11	0.11	0.11	0.11	0.11	0.11	0.11
Methylene Chloride	µg/L	0.28	0.28	0.48	0.48	0.48	0.48	0.48	0.48	0.48
Trichloroethene	µg/L	0.13	0.13	0.085	0.085	0.085	0.085	0.085	0.085	0.085

TABLE 63 (CONT'D)
HISTORICAL SUMMARY DATA - N-11 DEEP (4-INCH)
RIALTO GWTS PERCHLORATE AND VOC REMEDIATION

ANALYTE	UNITS	Aug 2012	Feb 2013	Aug 2013	Feb 2014	Aug 2014	Feb 2015	May 2015
GENERAL CHEMISTRY								
Bicarbonate	mg/L	NA	NA	NA	DRY	DRY	DRY	DRY
Carbonate	mg/L	NA	NA	NA	DRY	DRY	DRY	DRY
Chloride	mg/L	6.6	NA	6.9	DRY	DRY	DRY	DRY
Hardness as CaCO3	mg/L	180	NA	160	DRY	DRY	DRY	DRY
Hydroxide	mg/L	1.4	NA	1.4	DRY	DRY	DRY	DRY
MBAS	mg/L	0.078	NA	0.015	DRY	DRY	DRY	DRY
Nitrate as N	mg/L	5.3	NA	6.1	DRY	DRY	DRY	DRY
Perchlorate	µg/L	12	16	12	DRY	DRY	DRY	DRY
Sulfate	mg/L	15[(b)]	NA	18	DRY	DRY	DRY	DRY
Total Alkalinity as CaCO3	mg/L	150	NA	140	DRY	DRY	DRY	DRY
Total Dissolved Solids	mg/L	250	NA	230	DRY	DRY	DRY	DRY
FIELD PARAMETERS								
Dissolved Oxygen	µg/L	9.87	5.84	6.74	DRY	DRY	DRY	DRY
pH	Units	6.60	8.04	7.68	DRY	DRY	DRY	DRY
Specific Conductance	µmhos/cm	406	322	324	DRY	DRY	DRY	DRY
Temperature	°C	23.10	19.41	30.11	DRY	DRY	DRY	DRY
Turbidity	NTU	OR	109	53.2	DRY	DRY	DRY	DRY
METALS								
Antimony	mg/L	**0.012**	NA	0.049	DRY	DRY	DRY	DRY
Arsenic	mg/L	0.0075	NA	0.0092	DRY	DRY	DRY	DRY
Barium	mg/L	0.028	NA	0.027	DRY	DRY	DRY	DRY
Beryllium	mg/L	0.0010	NA	0.00050	DRY	DRY	DRY	DRY
Cadmium	mg/L	0.0010	NA	0.0011	DRY	DRY	DRY	DRY
Calcium	mg/L	59	NA	54	DRY	DRY	DRY	DRY
Chromium	mg/L	**0.0020**	NA	**0.0019**	DRY	DRY	DRY	DRY
Cobalt	mg/L	0.0050	NA	0.0011	DRY	DRY	DRY	DRY
Copper	mg/L	0.0023	NA	0.0010	DRY	DRY	DRY	DRY
Iron	mg/L	NA	NA	NA	DRY	DRY	DRY	DRY
Lead	mg/L	**0.0073**[(b)]	NA	0.0035	DRY	DRY	DRY	DRY
Magnesium	mg/L	7.1	NA	6.5	DRY	DRY	DRY	DRY
Manganese	mg/L	NA	NA	NA	DRY	DRY	DRY	DRY
Mercury	mg/L	0.000030	NA	**0.000030**	DRY	DRY	DRY	DRY
Molybdenum	mg/L	**0.0099**	NA	**0.0014**	DRY	DRY	DRY	DRY
Nickel	mg/L	0.0012	NA	0.0024	DRY	DRY	DRY	DRY
Potassium	mg/L	2.6	NA	2.5	DRY	DRY	DRY	DRY
Selenium	mg/L	**0.015**	NA	0.0150	DRY	DRY	DRY	DRY
Silver	mg/L	0.0011	NA	0.0012	DRY	DRY	DRY	DRY
Sodium	mg/L	10	NA	9.7	DRY	DRY	DRY	DRY
Thallium	mg/L	0.015	NA	0.010	DRY	DRY	DRY	DRY
Vanadium	mg/L	**0.0035**	NA	**0.0043**	DRY	DRY	DRY	DRY
Zinc	mg/L	0.01[(b)]	NA	0.0050	DRY	DRY	DRY	DRY
VOLATILE ORGANIC COMPOUNDS								
Benzene	µg/L	0.083	0.083	0.083	DRY	DRY	DRY	DRY
Bromoform	µg/L	0.27	0.27	0.27	DRY	DRY	DRY	DRY
Dibromochloromethane	µg/L	0.13	0.13	0.13	DRY	DRY	DRY	DRY
Isopropylbenzene	µg/L	0.14	0.14	0.14	DRY	DRY	DRY	DRY
Methyl t-butyl ether	µg/L	0.11	0.11	0.11	DRY	DRY	DRY	DRY
Methylene Chloride	µg/L	0.48	0.48	0.48	DRY	DRY	DRY	DRY
Trichloroethene	µg/L	0.085	0.085	0.085	DRY	DRY	DRY	DRY

TABLE 63 (CONT'D)
HISTORICAL SUMMARY DATA - N-11 DEEP (4-INCH)
RIALTO GWTS PERCHLORATE AND VOC REMEDIATION

ANALYTE	UNITS	Jul 2015	MED.	AVG.	STD. DEV.	MIN.	MAX.
GENERAL CHEMISTRY							
Bicarbonate	mg/L	DRY	185	185	16.4	170	200
Carbonate	mg/L	DRY	NC	NC	NC	NC	NC
Chloride	mg/L	DRY	5.70	5.99	0.587	5.4	6.9
Hardness as CaCO3	mg/L	DRY	170	171	9.00	160	180
Hydroxide	mg/L	DRY	NC	NC	NC	NC	NC
MBAS	mg/L	DRY	NC	NC	NC	0.015	**0.047**
Nitrate as N	mg/L	DRY	5.70	5.57	0.695	4.5	6.3
Perchlorate	µg/L	DRY	5.50	5.36	1.56	**2.0**	9.3
Sulfate	mg/L	DRY	9.20	10.5	3.72	8.0	18
Total Alkalinity as CaCO3	mg/L	DRY	140	147	9.51	140	160
Total Dissolved Solids	mg/L	DRY	235	230	26.1	180	250
FIELD PARAMETERS							
Dissolved Oxygen	µg/L	DRY	6.89	7.24	1.62	5.10	10.26
pH	Units	DRY	7.60	7.44	0.630	5.43	8.6
Specific Conductance	µmhos/cm	DRY	359	349	59.6	174	416
Temperature	°C	DRY	18.8	20.0	3.44	15.45	30.11
Turbidity	NTU	DRY	221	353	322	9.2	867.0
METALS							
Antimony	mg/L	DRY	NC	NC	NC	0.0099	**0.030**
Arsenic	mg/L	DRY	NC	NC	NC	NC	NC
Barium	mg/L	DRY	0.0275	0.0267	0.00225	0.023	0.029
Beryllium	mg/L	DRY	NC	NC	NC	NC	NC
Cadmium	mg/L	DRY	NC	NC	NC	NC	NC
Calcium	mg/L	DRY	56.0	56.3	2.87	52	60
Chromium	mg/L	DRY	NC	NC	NC	0.00092	**0.0026**
Cobalt	mg/L	DRY	NC	NC	NC	NC	NC
Copper	mg/L	DRY	NC	NC	NC	NC	NC
Iron	mg/L	DRY	NC	NC	NC	NC	NC
Lead	mg/L	DRY	NC	NC	NC		**NC**
Magnesium	mg/L	DRY	7.30	7.24	0.447	6.5	7.8
Manganese	mg/L	DRY	NC	NC	NC	NC	NC
Mercury	mg/L	DRY	NC	NC	NC	0.000016	**0.000030**
Molybdenum	mg/L	DRY	NC	NC	NC	**0.0014**	**0.0099**
Nickel	mg/L	DRY	NC	NC	NC		NC
Potassium	mg/L	DRY	2.65	2.65	0.105	2.5	2.8
Selenium	mg/L	DRY	NC	NC	NC	0.011	**0.017**
Silver	mg/L	DRY	NC	NC	NC	NC	NC
Sodium	mg/L	DRY	10.0	9.90	0.141	9.7	10
Thallium	mg/L	DRY	NC	NC	NC	NC	NC
Vanadium	mg/L	DRY	NC	NC	NC	**0.0027**	**0.0043**
Zinc	mg/L	DRY	0.00545	1.67	4.08	0.0032	10
VOLATILE ORGANIC COMPOUNDS							
Benzene	µg/L	DRY	NC	NC	NC	NC	NC
Bromoform	µg/L	DRY	NC	NC	NC	NC	NC
Dibromochloromethane	µg/L	DRY	NC	NC	NC		**NC**
Isopropylbenzene	µg/L	DRY	NC	NC	NC	NC	NC
Methyl t-butyl ether	µg/L	DRY	NC	NC	NC	0.056	**0.27**
Methylene Chloride	µg/L	DRY	NC	NC	NC	NC	NC
Trichloroethene	µg/L	DRY	NC	NC	NC		**NC**

TABLE 64
HISTORICAL SUMMARY DATA - MONITORING WELL N-12
RIALTO GWTS PERCHLORATE AND VOC REMEDIATION

ANALYTE	UNITS	May 2004	Jun 2004	Jul 2004	Aug 2004	Sep 2004	Oct 2004	Nov 2004	Dec 2004	Jan 2005
GENERAL CHEMISTRY										
Anions (Total)	mg/L	NA	NA	NA	4.56	NA	NA	NA	NA	NA
Bicarbonate	mg/L	NA	NA	NA	210	NA	NA	NA	NA	NA
Carbonate	mg/L	NA	NA	NA	4.6	NA	NA	NA	NA	NA
Chloride	mg/L	NA	NA	NA	7.1	NA	NA	NA	NA	NA
Hardness as CaCO3	mg/L	NA	NA	NA	170	NA	NA	NA	NA	NA
Hydroxide	mg/L	NA	NA	NA	0.81	NA	NA	NA	NA	NA
MBAS	mg/L	NA	NA	NA	NA	NA	NA	NA	NA	NA
Nitrate as NO_3	mg/L	NA	NA	NA	24.3[5]	NA	NA	NA	NA	NA
Perchlorate	µg/L	240	240	220	240	230	240	230	200	300
Phenols	µg/L	NA	NA	NA	10	NA	NA	NA	NA	NA
Sulfate	mg/L	NA	NA	NA	17	NA	NA	NA	NA	NA
Total Alkainity as CaCO3 (Total)	mg/L	NA	NA	NA	180	NA	NA	NA	NA	NA
Total Dissolved Solids	mg/L	NA	NA	NA	280	NA	NA	NA	NA	NA
FIELD PARAMETERS										
Dissolved Oxygen	mg/L	NA	NA	NA	NA	NA	NA	NA	NA	NA
pH	mg/L	NA	NA	NA	8.27	7.7	7.8	7.8	7.8	NA
Specific Conductance	µmhos/cm	NA	NA	NA	428	420	NA	420	NA	NA
Temperature	°C	NA	NA	NA	19	19	NA	18.8	NA	NA
Turbidity	NTU	NA	NA	NA	45	79	NA	110	NA	NA
METALS										
Aluminum	mg/L	NA	NA	NA	NA	NA	NA	NA	NA	NA
Antimony	mg/L	NA	NA	NA	NA	NA	NA	NA	NA	NA
Arsenic	mg/L	NA	NA	NA	NA	NA	NA	NA	NA	NA
Barium	mg/L	NA	NA	NA	NA	NA	NA	NA	NA	NA
Beryllium	mg/L	NA	NA	NA	NA	NA	NA	NA	NA	NA
Boron	mg/L	NA	NA	NA	NA	NA	NA	NA	NA	NA
Cadmium	mg/L	NA	NA	NA	NA	NA	NA	NA	NA	NA
Calcium	mg/L	NA	NA	NA	55	NA	NA	NA	NA	54
Chromium VI	mg/L	NA	NA	NA	NA	NA	NA	NA	NA	NA
Chromium	mg/L	NA	NA	NA	NA	NA	NA	NA	NA	NA
Cobalt	mg/L	NA	NA	NA	NA	NA	NA	NA	NA	NA
Copper	mg/L	NA	NA	NA	NA	NA	NA	NA	NA	NA
Iron	mg/L	NA	NA	NA	NA	NA	NA	NA	NA	NA
Lead	mg/L	NA	NA	NA	NA	NA	NA	NA	NA	NA
Lithium	mg/L	NA	NA	NA	NA	NA	NA	NA	NA	NA
Magnesium	mg/L	NA	NA	NA	8	NA	NA	NA	NA	8.8
Manganese	mg/L	NA	NA	NA	NA	NA	NA	NA	NA	NA
Mercury	mg/L	NA	NA	NA	NA	NA	NA	NA	NA	NA
Molybdenum	mg/L	NA	NA	NA	NA	NA	NA	NA	NA	NA
Nickel	mg/L	NA	NA	NA	NA	NA	NA	NA	NA	NA
Potassium	mg/L	NA	NA	NA	2.6	NA	NA	NA	NA	11
Selenium	mg/L	NA	NA	NA	NA	NA	NA	NA	NA	NA
Silica (Total)	mg/L	NA	NA	NA	NA	NA	NA	NA	NA	NA
Silver	mg/L	NA	NA	NA	NA	NA	NA	NA	NA	NA
Sodium	mg/L	NA	NA	NA	9.8	NA	NA	NA	NA	17
Strontium	mg/L	NA	NA	NA	NA	NA	NA	NA	NA	NA
Thallium	mg/L	NA	NA	NA	NA	NA	NA	NA	NA	NA
Tin	mg/L	NA	NA	NA	NA	NA	NA	NA	NA	NA
Titanium	mg/L	NA	NA	NA	NA	NA	NA	NA	NA	NA
Vanadium	mg/L	NA	NA	NA	NA	NA	NA	NA	NA	NA
Zinc	mg/L	NA	NA	NA	NA	NA	NA	NA	NA	NA
VOLATILE ORGANIC COMPOUNDS										
1,1-Dichloroethane	µg/L	**0.33**	**0.45**	**0.35**	**0.38**	**0.36**	**0.36**	**0.42**	**0.40**	**0.39**
1,1-Dichloroethene	µg/L	**0.34**	0.58	**0.31**	0.11	**0.28**	**0.20**	**0.31**	**0.45**	**0.47**
1,1,1-Trichloroethane	µg/L	**0.25**	**0.27**	**0.21**	**0.18**	**0.18**	**0.18**	**0.18**	**0.20**	**0.29**
1,2-Dichloroethane	µg/L	0.13	0.086	0.25	0.25	0.086	**0.09**	0.060	0.13	0.060
1,2-Dichloropropane	µg/L	2.1	2.6	2.2	2.4	2.3	2.6	2.7	2.5	2.7
Acetone	µg/L	NA	NA	NA	6.2	NA	NA	NA	NA	NA
Bromochloromethane	µg/L	0.14	**0.10**	0.13	0.13	0.024	0.14	0.14	0.14	0.14
Bromodichloromethane	µg/L	0.16	0.086	0.12	0.12	**0.11**	0.092	**0.11**	0.16	0.092
Bromoform	µg/L	0.22	0.22	0.22	0.33	0.062	0.22	0.050	0.22	0.050
Chloroform	µg/L	0.41	0.54	**0.33**	**0.43[5]**	**0.40**	**0.42[5]**	**0.40[5]**	**0.40**	0.64[5]
Chloromethane	µg/L	0.14	0.14	0.14	0.17	0.040	0.14	0.098	0.14	0.098
cis-1,2-Dichloroethene	µg/L	0.15	0.12	0.19	0.19	**0.16**	**0.090**	**0.10**	**0.19**	**0.11**
Dibromochloromethane	µg/L	0.10	0.12	0.11	0.11	0.12	0.14	0.14	0.10	0.14
Dichlorodifluoromethane	µg/L	0.51	0.65	0.20	**0.35**	**0.21**	**0.25**	**0.34**	**0.48**	0.50
Methyl isobutyl ketone (MIBK)	µg/L	NA	NA	NA	1.3	NA	NA	NA	NA	NA
Methyl t-butyl ether	µg/L	0.15	0.12	0.12	**0.36**	**0.46**	**0.37[5]**	0.056	0.15	0.056
o-Xylene	µg/L	ND	ND	ND	ND	ND	ND	ND	ND	ND
Tetrachloroethene	µg/L	3.0	2.6	2.3	2.4	2.3	2.4	2.4	2.9	3.4
Trichloroethene	µg/L	28	32	18	23	20	23	22	24	52
Trichlorofluoromethane	µg/L	0.23	**0.27**	0.20	**0.20**	**0.16**	0.060	**0.21**	**0.21**	**0.28**
Trihalomethanes (Total)	µg/L	0.70	0.70	0.70	NA	NA	0.70	NA	0.70	NA
TIC: Dichlorofluoromethane	µg/L	NR	NR	NR	NR	NR	NR	NR	NR	NR

TABLE 64 (CONT'D)
HISTORICAL SUMMARY DATA - MONITORING WELL N-12
RIALTO GWTS PERCHLORATE AND VOC REMEDIATION

ANALYTE	UNITS	Feb 2005	Feb 2005	Mar 2005	Jan 2006	May 2006	Aug 2006	Nov 2006	Feb 2007	May 2007
GENERAL CHEMISTRY										
Anions (Total)	mg/L	NA	NA	NA	NA	NA	NA	NA	NA	NA
Bicarbonate	mg/L	NA	NA	NA	NA	NA	NA	200	NA	NA
Carbonate	mg/L	NA	NA	NA	NA	NA	NA	14	NA	NA
Chloride	mg/L	NA	NA	NA	NA	NA	NA	5.7	NA	NA
Hardness as CaCO3	mg/L	NA	NA	NA	NA	NA	NA	210	NA	NA
Hydroxide	mg/L	NA	NA	NA	NA	NA	NA	2.5	NA	NA
MBAS	mg/L	NA	NA	NA	NA	NA	NA	NA	NA	NA
Nitrate as NO_3	mg/L	NA	NA	NA	NA	NA	NA	4.8	NA	NA
Perchlorate	µg/L	NA	240	NA	280	260	260	220	210	220
Phenols	µg/L	NA	NA	NA	NA	NA	NA	NA	NA	NA
Sulfate	mg/L	NA	NA	NA	NA	NA	NA	17	NA	NA
Total Alkainity as CaCO3 (Total)	mg/L	NA	NA	NA	NA	NA	NA	180	NA	NA
Total Dissolved Solids	mg/L	NA	NA	NA	NA	NA	NA	220	NA	NA
FIELD PARAMETERS										
Dissolved Oxygen	mg/L	NA	NA	NA	NA	NA	NA	NA	NA	NA
pH	mg/L	NA	NA	NA	8.2	8.1	7.9	8.1	5.9	7.3
Specific Conductance	µmhos/cm	NA	NA	NA	400	410	430	390	410	440
Temperature	°C	NA	NA	NA	17.6	18.0	18.9	19.2	14.5	18.6
Turbidity	NTU	NA	NA	NA	<5	22	19	106	43.2	92.3
METALS										
Aluminum	mg/L	NA	NA	0.044	NA	NA	NA	0.044	NA	NA
Antimony	mg/L	NA	NA	0.00014	NA	NA	NA	**0.035**[6]	NA	NA
Arsenic	mg/L	NA	NA	**0.0011**	NA	NA	NA	0.018	NA	NA
Barium	mg/L	NA	NA	**0.026**	NA	NA	NA	0.032	NA	NA
Beryllium	mg/L	NA	NA	0.000044	NA	NA	NA	0.0015	NA	NA
Boron	mg/L	NA	NA	**0.013**	NA	NA	NA	0.011	NA	NA
Cadmium	mg/L	NA	NA	0.000024	NA	NA	NA	0.0032	NA	NA
Calcium	mg/L	NA	NA	50	NA	NA	NA	67	NA	NA
Chromium VI	mg/L	NA	NA	0.0012	NA	NA	NA	0.00014	NA	NA
Chromium	mg/L	NA	NA	0.0043	NA	NA	NA	0.0014	NA	NA
Cobalt	mg/L	NA	NA	**0.000089**	NA	NA	NA	0.0014	NA	NA
Copper	mg/L	NA	NA	**0.00049**	NA	NA	NA	0.0020	NA	NA
Iron	mg/L	NA	NA	0.0034	NA	NA	NA	0.019	NA	NA
Lead	mg/L	NA	NA	0.000020	NA	NA	NA	0.0065	NA	NA
Lithium	mg/L	NA	NA	0.0025	NA	NA	NA	0.0025	NA	NA
Magnesium	mg/L	NA	NA	7.1	NA	NA	NA	10	NA	NA
Manganese	mg/L	NA	NA	0.000031	NA	NA	NA	0.0053	NA	NA
Mercury	mg/L	NA	NA	0.000032	NA	NA	NA	**0.000028**	NA	NA
Molybdenum	mg/L	NA	NA	**0.0042**	NA	NA	NA	**0.0049**	NA	NA
Nickel	mg/L	NA	NA	**0.00085**	NA	NA	NA	0.0067	NA	NA
Potassium	mg/L	NA	NA	2.6	NA	NA	NA	3.2	NA	NA
Selenium	mg/L	NA	NA	**0.00094**	NA	NA	NA	**0.082**[6]	NA	NA
Silica (Total)	mg/L	NA	NA	0.019	NA	NA	NA	0.00014	NA	NA
Silver	mg/L	NA	NA	0.000031	NA	NA	NA	0.0020	NA	NA
Sodium	mg/L	NA	NA	16	NA	NA	NA	11	NA	NA
Strontium	mg/L	NA	NA	0.290	NA	NA	NA	0.0017	NA	NA
Thallium	mg/L	NA	NA	0.000050	NA	NA	NA	0.016	NA	NA
Tin	mg/L	NA	NA	0.00048	NA	NA	NA	0.00048	NA	NA
Titanium	mg/L	NA	NA	0.0030	NA	NA	NA	0.0030	NA	NA
Vanadium	mg/L	NA	NA	**0.0038**	NA	NA	NA	0.0045	NA	NA
Zinc	mg/L	NA	NA	**0.0032**	NA	NA	NA	11	NA	NA
VOLATILE ORGANIC COMPOUNDS										
1,1-Dichloroethane	µg/L	**0.42**	**0.41**	NA	**0.33**	**0.34**	**0.38**	**0.38**	**0.38**	**0.35**
1,1-Dichloroethene	µg/L	0.57	**0.60**	NA	0.80	**0.43**	**0.48**	2.1	2.5	1.8
1,1,1-Trichloroethane	µg/L	**0.18**	**0.19**	NA	**0.28**	**0.32**	**0.33**	0.59	0.59	0.56
1,2-Dichloroethane	µg/L	0.21	0.21	NA	0.21	0.25	0.15	0.15	0.15	0.13
1,2-Dichloropropane	µg/L	1.9	2.4	NA	1.7	1.9	2.1	1.7	1.5	1.2
Acetone	µg/L	NA	6.9	NA	NA	NA	NA	NA	NA	NA
Bromochloromethane	µg/L	0.33	0.30	NA	NA	0.14	0.15	0.15	0.15	0.18
Bromodichloromethane	µg/L	0.50	0.18	NA	0.18	0.12	**0.15**	0.11	0.11	0.13
Bromoform	µg/L	0.13	0.20	NA	0.22	0.33	0.63[5,6]	0.22	0.22	0.22
Chloroform	µg/L	**0.49**	**0.48**	NA	0.73	1.1[5]	1.1[5]	1.6	1.7[5]	1.5[5]
Chloromethane	µg/L	0.36	0.36	NA	0.14	0.17	**0.19**[5,6]	0.14	0.14	0.072
cis-1,2-Dichloroethene	µg/L	0.18	0.24	NA	NA	0.19	0.2	**0.21**	**0.20**	**0.17**
Dibromochloromethane	µg/L	0.37	0.19	NA	0.19	0.14	**0.30**[5,6]	0.12	0.12	0.12
Dichlorodifluoromethane	µg/L	**0.27**	**0.41**	NA	NA	**0.38**	**0.38**	**0.41**	**0.26**	**0.23**
Methyl isobutyl ketone (MIBK)	µg/L	NA	6.4	NA	NA	2.0	NA	3.6	3.6	3.6
Methyl t-butyl ether	µg/L	0.43	0.25	NA	0.25	0.15	0.13	0.13	0.13	0.13
o-Xylene	µg/L	ND	ND	ND	ND	ND	ND	ND	ND	ND
Tetrachloroethene	µg/L	1.9	2.6	NA	3.5	3.8	3.8	4.8	4.7	3.8
Trichloroethene	µg/L	26	32	NA	56	80	71	94	88	74
Trichlorofluoromethane	µg/L	**0.19**	**0.21**	NA	**0.25**	**0.21**	**0.23**	**0.22**	**0.16**	**0.15**
Trihalomethanes (Total)	µg/L	NA	NA	NA	0.73	NA	NA	NA	NA	NA
TIC: Dichlorofluoromethane	µg/L	NR	NR	NR	NR	NR	NR	NR	NR	NR

TABLE 64 (CONT'D)
HISTORICAL SUMMARY DATA - MONITORING WELL N-12
RIALTO GWTS PERCHLORATE AND VOC REMEDIATION

ANALYTE	UNITS	Aug 2007	Nov 2007	Jan 2008	May 2008	Aug 2008	Nov 2008	Feb 2009	May 2009	Aug 2009
GENERAL CHEMISTRY										
Anions (Total)	mg/L	NA	NA	NA	NA	NA	NA	NA	NA	NA
Bicarbonate	mg/L	NA	230	NA	NA	NA	NA	NA	NA	NA
Carbonate	mg/L	NA	1.5	NA	NA	NA	NA	NA	NA	NA
Chloride	mg/L	NA	6.0	NA	NA	NA	NA	NA	NA	NA
Hardness as CaCO3	mg/L	NA	190	NA	NA	NA	NA	NA	NA	NA
Hydroxide	mg/L	NA	0.81	NA	NA	NA	NA	NA	NA	NA
MBAS	mg/L	NA	NA	NA	NA	NA	NA	NA	NA	NA
Nitrate as NO_3	mg/L	NA	4.1	NA	NA	NA	NA	NA	NA	NA
Perchlorate	µg/L	140	130	110	100	89	79	79	75	70
Phenols	µg/L	NA	NA	NA	NA	NA	NA	NA	NA	NA
Sulfate	mg/L	NA	20	NA	NA	NA	NA	NA	NA	NA
Total Alkainity as CaCO3 (Total)	mg/L	NA	190	NA	NA	NA	NA	NA	NA	NA
Total Dissolved Solids	mg/L	NA	290	NA	NA	NA	NA	NA	NA	NA
FIELD PARAMETERS										
Dissolved Oxygen	mg/L	NA	NA	NA	NA	NA	NA	NA	NA	NA
pH	mg/L	7.2	7.3	7.0	7.5	6.21	6.90	7.00	8.11	7.44
Specific Conductance	µmhos/cm	390	200	200	322	338	354	438	459	429
Temperature	°C	19.3	17.2	15.6	18.3	19.8	18.6	16.3	20.03	20.3
Turbidity	NTU	99.0	45.5	45.5	44.5	38.7	48.1	26.6	82.0	<5
METALS										
Aluminum	mg/L	NA	0.044	NA	NA	NA	NA	NA	NA	NA
Antimony	mg/L	NA	0.014	NA	NA	NA	NA	NA	NA	NA
Arsenic	mg/L	NA	0.020	NA	NA	NA	NA	NA	NA	NA
Barium	mg/L	NA	0.028	NA	NA	NA	NA	NA	NA	NA
Beryllium	mg/L	NA	0.00037	NA	NA	NA	NA	NA	NA	NA
Boron	mg/L	NA	0.011	NA	NA	NA	NA	NA	NA	NA
Cadmium	mg/L	NA	0.0040	NA	NA	NA	NA	NA	NA	NA
Calcium	mg/L	NA	62	NA	NA	NA	NA	NA	NA	NA
Chromium VI	mg/L	NA	0.00014	NA	NA	NA	NA	NA	NA	NA
Chromium	mg/L	NA	0.0012	NA	NA	NA	NA	NA	NA	NA
Cobalt	mg/L	NA	0.0032	NA	NA	NA	NA	NA	NA	NA
Copper	mg/L	NA	0.0018	NA	NA	NA	NA	NA	NA	NA
Iron	mg/L	NA	0.028	NA	NA	NA	NA	NA	NA	NA
Lead	mg/L	NA	0.0041	NA	NA	NA	NA	NA	NA	NA
Lithium	mg/L	NA	0.0025	NA	NA	NA	NA	NA	NA	NA
Magnesium	mg/L	NA	9.2	NA	NA	NA	NA	NA	NA	NA
Manganese	mg/L	NA	0.0037	NA	NA	NA	NA	NA	NA	NA
Mercury	mg/L	NA	0.000022	NA	NA	NA	NA	NA	NA	NA
Molybdenum	mg/L	NA	**0.0072**	NA	NA	NA	NA	NA	NA	NA
Nickel	mg/L	NA	0.0018	NA	NA	NA	NA	NA	NA	NA
Potassium	mg/L	NA	2.9	NA	NA	NA	NA	NA	NA	NA
Selenium	mg/L	NA	**0.015**	NA	NA	NA	NA	NA	NA	NA
Silica (Total)	mg/L	NA	0.00014	NA	NA	NA	NA	NA	NA	NA
Silver	mg/L	NA	0.0019	NA	NA	NA	NA	NA	NA	NA
Sodium	mg/L	NA	11	NA	NA	NA	NA	NA	NA	NA
Strontium	mg/L	NA	0.0017	NA	NA	NA	NA	NA	NA	NA
Thallium	mg/L	NA	0.024	NA	NA	NA	NA	NA	NA	NA
Tin	mg/L	NA	0.00048	NA	NA	NA	NA	NA	NA	NA
Titanium	mg/L	NA	0.0030	NA	NA	NA	NA	NA	NA	NA
Vanadium	mg/L	NA	0.0023	NA	NA	NA	NA	NA	NA	NA
Zinc	mg/L	NA	**0.0096**	NA	NA	NA	NA	NA	NA	NA
VOLATILE ORGANIC COMPOUNDS										
1,1-Dichloroethane	µg/L	**0.37**	**0.27**	**0.27**	**0.28**	**0.28**	**0.25**	**0.26**	**0.19**	0.13
1,1-Dichloroethene	µg/L	2.1	1.8	1.7	1.7	1.8	1.5	1.5	0.87	1.2
1,1,1-Trichloroethane	µg/L	0.58	**0.36**	**0.36**	**0.30**	**0.28**	**0.19**	0.18	0.18	0.14
1,2-Dichloroethane	µg/L	0.098	0.098	0.24	0.24	0.24	0.24	0.24	0.24	0.24
1,2-Dichloropropane	µg/L	1.4	1.1	1.1	1.1	1.1	1.0	1.2	0.78	1.4
Acetone	µg/L	6.2	6.2	6.2	7.4	7.4	7.4	7.4	7.4	7.4
Bromochloromethane	µg/L	0.18	0.18	0.35	0.35	0.35	0.35	0.35	0.35	0.35
Bromodichloromethane	µg/L	0.13	0.13	0.30	0.30	0.30	0.30	0.30	0.30	0.30
Bromoform	µg/L	0.62[6]	0.22	0.24	0.31	0.24	0.24	0.24	0.24	0.24
Chloroform	µg/L	1.3	1.2	1.1	1.0	1.1	0.23	1.1	0.74	0.86
Chloromethane	µg/L	0.14	0.14	0.20	0.35	0.20	0.20	0.20	0.20	0.20
cis-1,2-Dichloroethene	µg/L	**0.20**	**0.15**	0.32	0.32	0.32	0.32	0.32	0.32	0.32
Dibromochloromethane	µg/L	**0.20**[6]	0.12	0.23	0.23	0.23	0.23	0.23	0.23	0.23
Dichlorodifluoromethane	µg/L	**0.38**	**0.23**	**0.30**	0.34	0.60	**0.36**	0.22	0.22	0.21
Methyl isobutyl ketone (MIBK)	µg/L	3.6	**5.4**[6]	3.4	3.4	3.4	3.4	3.4	3.4	3.4
Methyl t-butyl ether	µg/L	0.13	0.13	0.22	0.13	0.11	0.11	0.11	0.11	0.11
o-Xylene	µg/L	ND	ND	ND	ND	ND	ND	ND	ND	ND
Tetrachloroethene	µg/L	4.5	3.4	3.6	3.7	3.8	3.3	4.1	3.1	3.2
Trichloroethene	µg/L	85	63	62	58	65	55	69	49	59
Trichlorofluoromethane	µg/L	**0.22**	**0.15**	0.22	0.28	0.22	0.22	0.22	0.22	0.22
Trihalomethanes (Total)	µg/L	NA	NA	NA	NA	NA	NA	NA	NA	NA
TIC: Dichlorofluoromethane	µg/L	NR	NR	NR	NR	NR	NR	NR	NR	NR

TABLE 64 (CONT'D)
HISTORICAL SUMMARY DATA - MONITORING WELL N-12
RIALTO GWTS PERCHLORATE AND VOC REMEDIATION

ANALYTE	UNITS	Nov 2009	Feb 2010	May 2010	Aug 2010	Nov 2010	Feb 2011	May 2011	Aug 2011	Nov 2011
GENERAL CHEMISTRY										
Anions (Total)	mg/L	NA	NA	NA	NA	NA	NA	NA	NA	NA
Bicarbonate	mg/L	NA	NA	NA	NA	NA	NA	NA	NA	NA
Carbonate	mg/L	NA	NA	NA	NA	NA	NA	NA	NA	NA
Chloride	mg/L	NA	NA	NA	NA	NA	NA	NA	NA	NA
Hardness as CaCO3	mg/L	NA	NA	NA	NA	NA	NA	NA	NA	NA
Hydroxide	mg/L	NA	NA	NA	NA	NA	NA	NA	NA	NA
MBAS	mg/L	NA	NA	NA	NA	NA	NA	NA	NA	NA
Nitrate as NO_3	mg/L	NA	NA	NA	NA	NA	NA	NA	NA	NA
Perchlorate	µg/L	58	51	45	44	37	33	31	24	16
Phenols	µg/L	NA	NA	NA	NA	NA	NA	NA	NA	NA
Sulfate	mg/L	NA	NA	NA	NA	NA	NA	NA	NA	NA
Total Alkainity as CaCO3 (Total)	mg/L	NA	NA	NA	NA	NA	NA	NA	NA	NA
Total Dissolved Solids	mg/L	NA	NA	NA	NA	NA	NA	NA	NA	NA
FIELD PARAMETERS										
Dissolved Oxygen	mg/L	8.49	5.38	6.38	7.99	5.73	10.0	6.9	8.48	9.62
pH	mg/L	7.41	6.93	7.04	6.56	6.75	7.36	7.69	7.95	7.91
Specific Conductance	µmhos/cm	445	447	459	464	438	458	446	424	442
Temperature	°C	20.03	18.21	18.96	23.56	17.84	14.44	17.84	26.25	20.36
Turbidity	NTU	14.3	5.2	<5	7.6	<5	<5	16.5	7.4	96.2
METALS										
Aluminum	mg/L	NA	NA	NA	NA	NA	NA	NA	NA	NA
Antimony	mg/L	NA	NA	NA	NA	NA	NA	NA	NA	NA
Arsenic	mg/L	NA	NA	NA	NA	NA	NA	NA	NA	NA
Barium	mg/L	NA	NA	NA	NA	NA	NA	NA	NA	NA
Beryllium	mg/L	NA	NA	NA	NA	NA	NA	NA	NA	NA
Boron	mg/L	NA	NA	NA	NA	NA	NA	NA	NA	NA
Cadmium	mg/L	NA	NA	NA	NA	NA	NA	NA	NA	NA
Calcium	mg/L	NA	NA	NA	NA	NA	NA	NA	NA	NA
Chromium VI	mg/L	NA	NA	NA	NA	NA	NA	NA	NA	NA
Chromium	mg/L	NA	NA	NA	NA	NA	NA	NA	NA	NA
Cobalt	mg/L	NA	NA	NA	NA	NA	NA	NA	NA	NA
Copper	mg/L	NA	NA	NA	NA	NA	NA	NA	NA	NA
Iron	mg/L	NA	NA	NA	NA	NA	NA	NA	NA	NA
Lead	mg/L	NA	NA	NA	NA	NA	NA	NA	NA	NA
Lithium	mg/L	NA	NA	NA	NA	NA	NA	NA	NA	NA
Magnesium	mg/L	NA	NA	NA	NA	NA	NA	NA	NA	NA
Manganese	mg/L	NA	NA	NA	NA	NA	NA	NA	NA	NA
Mercury	mg/L	NA	NA	NA	NA	NA	NA	NA	NA	NA
Molybdenum	mg/L	NA	NA	NA	NA	NA	NA	NA	NA	NA
Nickel	mg/L	NA	NA	NA	NA	NA	NA	NA	NA	NA
Potassium	mg/L	NA	NA	NA	NA	NA	NA	NA	NA	NA
Selenium	mg/L	NA	NA	NA	NA	NA	NA	NA	NA	NA
Silica (Total)	mg/L	NA	NA	NA	NA	NA	NA	NA	NA	NA
Silver	mg/L	NA	NA	NA	NA	NA	NA	NA	NA	NA
Sodium	mg/L	NA	NA	NA	NA	NA	NA	NA	NA	NA
Strontium	mg/L	NA	NA	NA	NA	NA	NA	NA	NA	NA
Thallium	mg/L	NA	NA	NA	NA	NA	NA	NA	NA	NA
Tin	mg/L	NA	NA	NA	NA	NA	NA	NA	NA	NA
Titanium	mg/L	NA	NA	NA	NA	NA	NA	NA	NA	NA
Vanadium	mg/L	NA	NA	NA	NA	NA	NA	NA	NA	NA
Zinc	mg/L	NA	NA	NA	NA	NA	NA	NA	NA	NA
VOLATILE ORGANIC COMPOUNDS										
1,1-Dichloroethane	µg/L	**0.34**	**0.26**	**0.25**	**0.33**	**0.28**	**0.31**	**0.25**	**0.25**	**0.25**
1,1-Dichloroethene	µg/L	1.4	1.2	0.90	1.1	0.91	0.92	0.88	0.18	**0.44**
1,1,1-Trichloroethane	µg/L	0.081	**0.11**	0.081	0.11	0.11	0.11	0.11	0.11	0.11
1,2-Dichloroethane	µg/L	0.14	0.14	0.14	0.17	0.17	0.17	0.17	0.17	0.17
1,2-Dichloropropane	µg/L	1.3	0.91	0.72	1.0	0.83	0.86	0.78	0.13	0.66
Acetone	µg/L	4.6	4.6	4.6	4.6	4.6	4.6	4.6	74[6]	4.6
Bromochloromethane	µg/L	0.23	0.23	0.23	0.24	0.24	0.24	0.24	0.24	0.24
Bromodichloromethane	µg/L	0.12	0.12	0.12	0.14	0.14	0.14	0.14	0.14	0.14
Bromoform	µg/L	0.23	0.23	0.23	0.27	0.27	0.27	0.27	0.27	0.27
Chloroform	µg/L	1.0	0.75	0.71[5]	0.84	0.12	0.74	0.63	0.51	0.53[5]
Chloromethane	µg/L	0.11	0.11	0.11	0.14	0.14	0.14	0.14	0.14	0.14
cis-1,2-Dichloroethene	µg/L	0.11	0.11	0.11	0.085	0.085	0.085	0.085	0.085	0.085
Dibromochloromethane	µg/L	0.077	0.077	0.077	0.13	0.13	0.13	0.13	0.13	0.13
Dichlorodifluoromethane	µg/L	0.11	**0.47**	**0.34**	**0.41**	**0.41**	**0.45**	**0.37**	**0.32**	**0.22**
Methyl isobutyl ketone (MIBK)	µg/L	2.1	2.1	2.1	2.1	2.1	2.1	2.1	2.1	2.1
Methyl t-butyl ether	µg/L	0.11	0.11	0.11	0.11	0.11	0.11	0.11	0.11	0.11
o-Xylene	µg/L	ND	ND	ND	ND	ND	ND	ND	ND	ND
Tetrachloroethene	µg/L	3.9	3.4	3.1	4.4	3.3	3.9	3.3	2.8	3.2
Trichloroethene	µg/L	66	50	42	64	43	53	45	33	34
Trichlorofluoromethane	µg/L	0.11	**0.20**	0.11	**0.23**	**0.16**	**0.22**	**0.20**	**0.15**	**0.16**
Trihalomethanes (Total)	µg/L	NA	NA	NA	NA	NA	NA	NA	NA	NA
TIC: Dichlorofluoromethane	µg/L	NR	NR	NR	NR	0.73	NR	NR	NR	NR

TABLE 64 (CONT'D)
HISTORICAL SUMMARY DATA - MONITORING WELL N-12
RIALTO GWTS PERCHLORATE AND VOC REMEDIATION

ANALYTE	UNITS	Jan 2012	Aug 2012	Feb 2013	Aug 2013	Feb 2014	Aug 2014	Feb 2015	Feb 2015
GENERAL CHEMISTRY									
Anions (Total)	mg/L	NA	NA	NA	NA	NA	NA	NA	NA
Bicarbonate	mg/L	NA	NA	NA	NA	NA	NA	NA	NA
Carbonate	mg/L	NA	NA	NA	NA	NA	NA	NA	NA
Chloride	mg/L	NA	7.2	NA	8.0	7.5	7.5	NA	8.2
Hardness as CaCO3	mg/L	NA	200	NA	190	220	220	NA	170
Hydroxide	mg/L	NA	1.4	NA	1.4	1.4	1.4	NA	1.4
MBAS	mg/L	NA	0.039	NA	0.015	0.015	0.015	NA	0.015
Nitrate as NO_3	mg/L	NA	5.7	NA	5.4	5.1	5.2	NA	5.6
Perchlorate	µg/L	16	15	13	7.0	7.4	9.5	7.2	NA
Phenols	µg/L	NA	4.9	NA	6.3	NA	NA	NA	NA
Sulfate	mg/L	NA	18	NA	20	20	19	NA	20
Total Alkainity as CaCO3 (Total)	mg/L	NA	170	NA	180	180	180	NA	180
Total Dissolved Solids	mg/L	NA	280	NA	270	290	240	NA	310
FIELD PARAMETERS									
Dissolved Oxygen	mg/L	10.01	8.60	6.35	6.93	6.50	6.50	5.21	7.20
pH	mg/L	7.52	6.92	6.83	6.17	7.93	7.44	7.51	7.62
Specific Conductance	µmhos/cm	443	433	401	468	382	366	700	912
Temperature	°C	19.95	24.47	19.60	23.39	19.80	22.74	21.00	20.92
Turbidity	NTU	72.0	6.6	<5	16.0	23.0	5.4	0.0	0.4
METALS									
Aluminum	mg/L	NA	NA	NA	NA	NA	NA	NA	NA
Antimony	mg/L	NA	0.010	NA	0.0049	0.0049	**0.0056**	NA	0.0049
Arsenic	mg/L	NA	0.0075	NA	0.0092	**0.0096**	**0.024**[5,6]	NA	0.0092
Barium	mg/L	NA	0.031[5]	NA	0.037	0.034	0.027	NA	0.025
Beryllium	mg/L	NA	0.0010	NA	0.00050	0.00050	0.00050	NA	0.00050
Boron	mg/L	NA	NA	NA	NA	NA	NA	NA	NA
Cadmium	mg/L	NA	0.0010	NA	0.0011	**0.0013**	0.0011	NA	0.0011
Calcium	mg/L	NA	64	NA	63	70	70	NA	56
Chromium VI	mg/L	NA	NA	NA	NA	NA	NA	NA	NA
Chromium	mg/L	NA	**0.0017**	NA	0.0010	0.0010	**0.0013**	NA	0.0010
Cobalt	mg/L	NA	0.0050	NA	**0.0014**	0.0011	0.0011	NA	0.0011
Copper	mg/L	NA	0.0023	NA	0.0010	0.0010	0.0010	NA	0.0010
Iron	mg/L	NA	NA	NA	NA	NA	NA	NA	NA
Lead	mg/L	NA	**0.0059**	NA	0.0035	0.0035	**0.0052**	NA	0.0035
Lithium	mg/L	NA	NA	NA	NA	NA	NA	NA	NA
Magnesium	mg/L	NA	9.6	NA	9.1	11	11	NA	8.2
Manganese	mg/L	NA	NA	NA	NA	NA	NA	NA	NA
Mercury	mg/L	NA	0.000030	NA	**0.000028**	0.000024	0.000033	NA	0.000033
Molybdenum	mg/L	NA	**0.0091**	NA	0.0014	**0.011**[5]	**0.019**	NA	**0.0020**
Nickel	mg/L	NA	0.0012	NA	0.0024	0.0024	0.0024	NA	0.0024
Potassium	mg/L	NA	2.9	NA	2.9	3.2	3.2[5]	NA	4.2[6]
Selenium	mg/L	NA	0.011	NA	**0.017**	0.015	0.015	NA	0.015
Silica (Total)	mg/L	NA	NA	NA	NA	NA	NA	NA	NA
Silver	mg/L	NA	0.0011	NA	0.0012	0.0012	**0.0024**[6]	NA	0.0012
Sodium	mg/L	NA	11	NA	10	12	12	NA	10
Strontium	mg/L	NA	NA	NA	NA	NA	NA	NA	NA
Thallium	mg/L	NA	0.015	NA	0.010	0.010	0.010	NA	0.010
Tin	mg/L	NA	NA	NA	NA	NA	NA	NA	NA
Titanium	mg/L	NA	NA	NA	NA	NA	NA	NA	NA
Vanadium	mg/L	NA	**0.0040**	NA	**0.0030**	0.0022	**0.0026**	NA	**0.0023**
Zinc	mg/L	NA	0.0059	NA	**0.0074**	0.0050	0.0050	NA	0.0050
VOLATILE ORGANIC COMPOUNDS									
1,1-Dichloroethane	µg/L	**0.23**	0.11	0.11	**0.15**	**0.15**	0.11	0.11	NA
1,1-Dichloroethene	µg/L	**0.31**	0.18	0.18	0.18	0.18	0.18	0.18	NA
1,1,1-Trichloroethane	µg/L	0.11	0.11	0.11	0.11	0.11	0.11	0.11	NA
1,2-Dichloroethane	µg/L	0.17	0.17	0.17	**0.40**	0.17	0.17	0.17	NA
1,2-Dichloropropane	µg/L	0.57	0.13	0.50	0.13	**0.38**	0.13	**0.43**	NA
Acetone	µg/L	4.6	4.6	4.6	4.6	4.6	4.6	4.6	NA
Bromochloromethane	µg/L	0.24	0.24	0.24	0.24	0.24	0.24	0.24	NA
Bromodichloromethane	µg/L	0.14	0.14	0.14	0.14	0.14	0.14	0.14	NA
Bromoform	µg/L	0.27	0.27	0.27	0.27	0.27	0.27	0.27	NA
Chloroform	µg/L	**0.43**[5]	0.12	0.12	**0.26**	**0.22**	**0.19**	**0.31**	NA
Chloromethane	µg/L	0.14	0.14	0.14	0.14	0.14	0.14	0.14	NA
cis-1,2-Dichloroethene	µg/L	0.085	0.085	0.085	0.085	0.085	0.085	0.085	NA
Dibromochloromethane	µg/L	0.13	0.13	0.13	0.13	0.13	0.13	0.13	NA
Dichlorodifluoromethane	µg/L	**0.22**	**0.27**	**0.30**	**0.27**	0.099	0.099	**0.32**	NA
Methyl isobutyl ketone (MIBK)	µg/L	2.1	2.1	2.1	2.1	2.1	2.1	2.1	NA
Methyl t-butyl ether	µg/L	0.11	0.11	0.11	**0.21**	**0.19**	0.11	0.11	NA
o-Xylene	µg/L	ND	ND	ND	ND	**0.093**	0.082	0.082	NA
Tetrachloroethene	µg/L	2.6	2.5	2.8	2.0	1.8	2.4	3.0	NA
Trichloroethene	µg/L	26	24	24	14	12	15	17	NA
Trichlorofluoromethane	µg/L	**0.14**	0.13	**0.18**	**0.15**	**0.13**	0.13	**0.23**	NA
Trihalomethanes (Total)	µg/L	NA	NA	NA	NA	NA	NA	NA	NA
TIC: Dichlorofluoromethane	µg/L	NR	NR	NR	NR	NR	NR	NR	NA

TABLE 64 (CONT'D)
HISTORICAL SUMMARY DATA - MONITORING WELL N-12
RIALTO GWTS PERCHLORATE AND VOC REMEDIATION

ANALYTE	UNITS	May 2015	Jul 2015	MED.	AVG.	STD. DEV.	MIN.	MAX.
GENERAL CHEMISTRY								
Anions (Total)	mg/L	NS	NA	4.56	4.56	0.0	4.56	4.56
Bicarbonate	mg/L	NS	NA	210	214	15.2	200	230
Carbonate	mg/L	NS	NA	4.60	7.12	6.41	1.5	14
Chloride	mg/L	NS	NA	7.35	7.11	0.983	5.7	8.2
Hardness as CaCO3	mg/L	NS	NA	195	196	21.2	170	220
Hydroxide	mg/L	NS	NA	NC	NC	NC	NC	NC
MBAS	mg/L	NS	NA	NC	NC	NC	NC	NC
Nitrate as NO_3	mg/L	NS	NA	5.20	5.08	0.628	4.1	5.7
Perchlorate	µg/L	NS	8.5	84.0	123	102	7.0	300
Phenols	µg/L	NS	NA	NC	NC	NC	4.9	10
Sulfate	mg/L	NS	NA	19.5	18.8	1.40	17	20
Total Alkainity as CaCO3 (Total)	mg/L	NS	NA	180	180	6.67	170	190
Total Dissolved Solids	mg/L	NS	NA	280	271	33.5	220	310
FIELD PARAMETERS								
Dissolved Oxygen	mg/L	NS	7.32	7.07	7.44	1.63	5.21	10.01
pH	mg/L	NS	7.96	7.47	7.38	0.638	5.9	8.27
Specific Conductance	µmhos/cm	NS	403	429	435	141	200	912
Temperature	°C	NS	23.44	19.1	19.5	2.87	14.44	26.25
Turbidity	NTU	NS	23.3	32.7	42.2	36.6	0.0	110
METALS								
Aluminum	mg/L	NS	NA	NC	NC	NC	NC	NC
Antimony	mg/L	NS	NA	NC	NC	NC	0.00014	**0.0056**
Arsenic	mg/L	NS	NA	NC	NC	NC	**0.0011**	**0.0096**
Barium	mg/L	NS	NA	0.0280	0.0301	0.00496	0.025	0.037
Beryllium	mg/L	NS	NA	NC	NC	NC	NC	NC
Boron	mg/L	NS	NA	NC	NC	NC	0.011	**0.013**
Cadmium	mg/L	NS	NA	NC	NC	NC	0.000024	**0.0013**
Calcium	mg/L	NS	NA	62.5	60.9	7.66	50	70
Chromium VI	mg/L	NS	NA	NC	NC	NC	0.00014	0.0012
Chromium	mg/L	NS	NA	0.00125	0.00182	0.00133	0.0010	0.0043
Cobalt	mg/L	NS	NA	NC	NC	NC	**0.000089**	**0.0014**
Copper	mg/L	NS	NA	NC	NC	NC	**0.00049**	**0.00049**
Iron	mg/L	NS	NA	NC	NC	NC		NC
Lead	mg/L	NS	NA	NC	NC	NC	0.000020	**0.0059**
Lithium	mg/L	NS	NA	NC	NC	NC		NC
Magnesium	mg/L	NS	NA	9.15	9.18	1.41	7.1	11
Manganese	mg/L	NS	NA	NC	NC	NC		NC
Mercury	mg/L	NS	NA	NC	NC	NC	0.000022	**0.000028**
Molybdenum	mg/L	NS	NA	NC	NC	NC	0.0014	**0.019**
Nickel	mg/L	NS	NA	NC	NC	NC	**0.00085**	**0.00085**
Potassium	mg/L	NS	NA	2.90	4.46	3.26	2.6	11
Selenium	mg/L	NS	NA	NC	NC	NC	**0.00094**	**0.017**
Silica (Total)	mg/L	NS	NA	NC	NC	NC	0.00014	0.019
Silver	mg/L	NS	NA	NC	NC	NC	NC	NC
Sodium	mg/L	NS	NA	11.0	12.2	2.80	9.8	17
Strontium	mg/L	NS	NA	NC	NC	NC	0.0017	0.290
Thallium	mg/L	NS	NA	NC	NC	NC	NC	NC
Tin	mg/L	NS	NA	NC	NC	NC	NC	NC
Titanium	mg/L	NS	NA	NC	NC	NC	NC	NC
Vanadium	mg/L	NS	NA	NC	NC	NC	0.0022	**0.0040**
Zinc	mg/L	NS	NA	0.00545	2.20	4.64	**0.0032**	11
VOLATILE ORGANIC COMPOUNDS								
1,1-Dichloroethane	µg/L	NS	**0.26**	0.280	0.290	0.1000	0.11	**0.45**
1,1-Dichloroethene	µg/L	NS	0.18	0.580	0.858	0.703	0.11	2.5
1,1,1-Trichloroethane	µg/L	NS	0.11	0.180	0.218	0.141	0.081	0.59
1,2-Dichloroethane	µg/L	NS	0.17	0.170	0.177	0.0735	0.060	**0.40**
1,2-Dichloropropane	µg/L	NS	**0.44**	1.10	1.32	0.824	0.13	2.7
Acetone	µg/L	NS	4.6	NC	NC	NC	NC	NC
Bromochloromethane	µg/L	NS	0.24	NC	NC	NC	0.024	**0.10**
Bromodichloromethane	µg/L	NS	0.14	NC	NC	NC	0.086	**0.15**
Bromoform	µg/L	NS	0.27	NC	NC	NC	NC	NC
Chloroform	µg/L	NS	**0.31**	0.525	0.643	0.424	0.12	1.6
Chloromethane	µg/L	NS	0.14	NC	NC	NC	NC	NC
cis-1,2-Dichloroethene	µg/L	NS	0.085	NC	NC	NC	0.085	**0.21**
Dibromochloromethane	µg/L	NS	0.13	NC	NC	NC		NC
Dichlorodifluoromethane	µg/L	NS	**0.32**	0.320	0.328	0.135	0.099	0.65
Methyl isobutyl ketone (MIBK)	µg/L	NS	2.1	NC	NC	NC		NC
Methyl t-butyl ether	µg/L	NS	**0.17**	NC	NC	NC	0.056	**0.46**
o-Xylene	µg/L	NS	0.082	NC	NC	NC	0.082	**0.093**
Tetrachloroethene	µg/L	NS	2.8	3.20	3.18	0.795	1.8	4.8
Trichloroethene	µg/L	NS	13	43.0	44.6	24.2	12	94
Trichlorofluoromethane	µg/L	NS	**0.18**	NC	NC	NC	0.060	**0.28**
Trihalomethanes (Total)	µg/L	NS	NA	NC	NC	NC	0.70	0.73
TIC: Dichlorofluoromethane	µg/L	NS	NR	0.730	0.730	0.0	0.73	0.73

TABLE 65
HISTORICAL SUMMARY DATA - MONITORING WELL N-13 SHALLOW (2-INCH)
RIALTO GWTS PERCHLORATE AND VOC REMEDIATION

ANALYTE	UNITS	Oct 2004	Nov 2004	Dec 2004	Jan 2005	Feb 2005	Mar 2005	Jan 2006	May 2006	Aug 2006
GENERAL CHEMISTRY										
Bicarbonate	mg/L	NA	NA	NA	NA	NA	NA	NA	NA	NA
Carbonate	mg/L	NA	NA	NA	NA	NA	NA	NA	NA	NA
Chloride	mg/L	NA	NA	NA	NA	NA	NA	NA	NA	NA
Hardness as CaCO3	mg/L	NA	NA	NA	NA	NA	NA	NA	NA	NA
Hydroxide	mg/L	NA	NA	NA	NA	NA	NA	NA	NA	NA
MBAS	mg/L	NA	NA	NA	NA	NA	NA	NA	NA	NA
Nitrate as N	mg/L	NA	NA	NA	NA	NA	NA	NA	NA	NA
Perchlorate	µg/L	29	27	28	28	28	29	20	0.46	50
Sulfate	mg/L	NA	NA	NA	NA	NA	NA	NA	NA	NA
Total Alkalinity as CaCO3	mg/L	NA	NA	NA	NA	NA	NA	NA	NA	NA
Total Dissolved Solids	mg/L	NA	NA	NA	NA	NA	NA	NA	NA	NA
FIELD PARAMETERS										
Dissolved Oxygen	µg/L	NA	NA	NA	NA	NA	NA	NA	NA	NA
pH	Units	8.4	7.7	8.4	NA	7.5	NA	8.0	8.1	8.0
Specific Conductance	µmhos/cm	NA	410	NA	NA	400	NA	470	470	500
Temperature	°C	NA	18.9	NA	NA	16.4	NA	17.5	18.0	18.4
Turbidity	NTU	NA	360	NA	NA	69	NA	>900	>900	350
METALS										
Antimony	mg/L	NA	NA	NA	NA	NA	NA	NA	NA	NA
Arsenic	mg/L	NA	NA	NA	NA	NA	NA	NA	NA	NA
Barium	mg/L	NA	NA	NA	NA	NA	NA	NA	NA	NA
Beryllium	mg/L	NA	NA	NA	NA	NA	NA	NA	NA	NA
Cadmium	mg/L	NA	NA	NA	NA	NA	NA	NA	NA	NA
Calcium	mg/L	NA	NA	NA	NA	NA	NA	NA	NA	NA
Chromium	mg/L	NA	NA	NA	NA	NA	NA	NA	NA	NA
Cobalt	mg/L	NA	NA	NA	NA	NA	NA	NA	NA	NA
Copper	mg/L	NA	NA	NA	NA	NA	NA	NA	NA	NA
Iron	mg/L	NA	NA	NA	NA	NA	NA	NA	NA	NA
Lead	mg/L	NA	NA	NA	NA	NA	NA	NA	NA	NA
Magnesium	mg/L	NA	NA	NA	NA	NA	NA	NA	NA	NA
Manganese	mg/L	NA	NA	NA	NA	NA	NA	NA	NA	NA
Mercury	mg/L	NA	NA	NA	NA	NA	NA	NA	NA	NA
Molybdenum	mg/L	NA	NA	NA	NA	NA	NA	NA	NA	NA
Nickel	mg/L	NA	NA	NA	NA	NA	NA	NA	NA	NA
Potassium	mg/L	NA	NA	NA	NA	NA	NA	NA	NA	NA
Selenium	mg/L	NA	NA	NA	NA	NA	NA	NA	NA	NA
Silver	mg/L	NA	NA	NA	NA	NA	NA	NA	NA	NA
Sodium	mg/L	NA	NA	NA	NA	NA	NA	NA	NA	NA
Thallium	mg/L	NA	NA	NA	NA	NA	NA	NA	NA	NA
Vanadium	mg/L	NA	NA	NA	NA	NA	NA	NA	NA	NA
Zinc	mg/L	NA	NA	NA	NA	NA	NA	NA	NA	NA
VOLATILE ORGANIC COMPOUNDS										
1,1-Dichloroethane	µg/L	0.80	0.78	0.75	0.75	0.74	0.75	**0.33**	0.13	0.61
1,2-Dichloropropane	µg/L	8.8	8.9	8.4	8.8	8.2	8.9	3.5	0.16	5.4
Acetone	µg/L	NA	NA	NA	NA	6.9	NA	NA	NA	NA
Benzene	µg/L	0.13	0.057	0.13	**0.11**	0.17	0.17	0.17	0.12	0.14
Bromoform	µg/L	0.22	0.050	0.22	0.22	0.20	0.22	0.22	0.22	**0.34**[5,6]
Chloroform	µg/L	**0.26**[5]	**0.26**[5]	**0.21**	**0.25**[5]	**0.26**	**0.26**	0.19	0.11	**0.27**[5]
Chloromethane	µg/L	0.14	0.098	0.14	0.14	0.36	0.14	0.14	0.14	**0.27**[5,6]
cis-1,2-Dichloroethene	µg/L	**0.27**	**0.25**	**0.29**	**0.30**	**0.32**	NA	NA	0.19	0.20
Dibromochloromethane	µg/L	0.12	0.14	0.12	0.12	0.19	0.12	0.12	0.12	0.12
Dichlorodifluoromethane	µg/L	0.085	0.11	0.085	0.085	0.20	0.085	0.085	0.085	0.085
Methylene chloride	µg/L	0.16	0.067	0.16	0.16	0.94	0.16	0.16	0.16	0.16
Tetrachloroethene	µg/L	2.2	2.2	2.6	2.6	2.3	2.5	0.83	0.15	2.4
Trichloroethene	µg/L	3.4	3.2	3.8	3.9	4.1	4.3	1.0	0.18	0.18
Trichlorofluoromethane	µg/L	0.060	**0.090**	0.094	**0.090**	0.21	0.21	0.21	0.20	0.13
TIC: Dichlorofluoromethane	µg/L	NR	NR	NR	NR	NR	NR	NR	NR	NR

TABLE 65 (CONT'D)
HISTORICAL SUMMARY DATA - MONITORING WELL N-13 SHALLOW (2-INCH)
RIALTO GWTS PERCHLORATE AND VOC REMEDIATION

ANALYTE	UNITS	Nov 2006	Feb 2007	May 2007	Aug 2007	Nov 2007	Jan 2008	May 2008	Aug 2008	Nov 2008
GENERAL CHEMISTRY										
Bicarbonate	mg/L	190	NA	NA	NA	250[6]	NA	NA	NA	NA
Carbonate	mg/L	7.4[6]	NA	NA	NA	3.0	NA	NA	NA	NA
Chloride	mg/L	6.7	NA	NA	NA	6.2	NA	NA	NA	NA
Hardness as CaCO3	mg/L	200[6]	NA	NA	NA	180	NA	NA	NA	NA
Hydroxide	mg/L	2.5	NA	NA	NA	1.6	NA	NA	NA	NA
MBAS	mg/L	0.039	NA	NA	NA	0.039	NA	NA	NA	NA
Nitrate as N	mg/L	5.6[6]	NA	NA	NA	4.4	NA	NA	NA	NA
Perchlorate	µg/L	57	57	55	34	29	25	26	18	16
Sulfate	mg/L	15	NA	NA	NA	15	NA	NA	NA	NA
Total Alkalinity as CaCO3	mg/L	170	NA	NA	NA	200[6]	NA	NA	NA	NA
Total Dissolved Solids	mg/L	230	NA	NA	NA	410	NA	NA	NA	NA
FIELD PARAMETERS										
Dissolved Oxygen	µg/L	NA	NA	NA	10.7	NA	NA	NA	NA	NA
pH	Units	7.4	7.5	8.1	6.0	5.9	8.5	8.0	7.61	7.67
Specific Conductance	µmhos/cm	410	400	270	360	350	350	306	411	390
Temperature	°C	17.9	17.2	17.1	19.7	19.3	19.6	18.1	23.84	23.83
Turbidity	NTU	>900	<5	148.1	>900	>900	26.4	197.0	19.2	346
METALS										
Antimony	mg/L	**0.031**	NA	NA	NA	0.014	NA	NA	NA	NA
Arsenic	mg/L	0.018	NA	NA	NA	0.020	NA	NA	NA	NA
Barium	mg/L	0.025	NA	NA	NA	0.024	NA	NA	NA	NA
Beryllium	mg/L	0.0015	NA	NA	NA	0.00037	NA	NA	NA	NA
Cadmium	mg/L	**0.032**	NA	NA	NA	0.0040	NA	NA	NA	NA
Calcium	mg/L	64	NA	NA	NA	58	NA	NA	NA	NA
Chromium	mg/L	0.0014	NA	NA	NA	0.0012	NA	NA	NA	NA
Cobalt	mg/L	0.0014	NA	NA	NA	0.0032	NA	NA	NA	NA
Copper	mg/L	0.0020	NA	NA	NA	0.0018	NA	NA	NA	NA
Iron	mg/L	0.019	NA	NA	NA	0.028	NA	NA	NA	NA
Lead	mg/L	0.0065	NA	NA	NA	0.0041	NA	NA	NA	NA
Magnesium	mg/L	9.5	NA	NA	NA	8.7	NA	NA	NA	NA
Manganese	mg/L	0.0053	NA	NA	NA	0.0037	NA	NA	NA	NA
Mercury	mg/L	**0.000038**[6]	NA	NA	NA	0.000022	NA	NA	NA	NA
Molybdenum	mg/L	**0.0056**	NA	NA	NA	**0.0066**	NA	NA	NA	NA
Nickel	mg/L	0.0067	NA	NA	NA	0.0018	NA	NA	NA	NA
Potassium	mg/L	3.0	NA	NA	NA	3.5	NA	NA	NA	NA
Selenium	mg/L	**0.086**[6]	NA	NA	NA	**0.018**	NA	NA	NA	NA
Silver	mg/L	0.0020	NA	NA	NA	0.0019	NA	NA	NA	NA
Sodium	mg/L	11	NA	NA	NA	11	NA	NA	NA	NA
Thallium	mg/L	0.016	NA	NA	NA	0.024	NA	NA	NA	NA
Vanadium	mg/L	0.0045	NA	NA	NA	**0.0026**	NA	NA	NA	NA
Zinc	mg/L	0.077	NA	NA	NA	0.0061	NA	NA	NA	NA
VOLATILE ORGANIC COMPOUNDS										
1,1-Dichloroethane	µg/L	0.50	0.56	0.62	0.63	**0.42**	0.53	**0.48**	0.50	**0.44**
1,2-Dichloropropane	µg/L	5.0	5.5	5.8	6.2	4.1	4.7	4.5	4.3	3.7
Acetone	µg/L	NA	NA	NA	NA	NA	NA	7.4	7.4	7.4
Benzene	µg/L	0.14	0.14	0.14	0.12	0.12	0.32	0.32	0.18	0.18
Bromoform	µg/L	0.22	0.22	0.22	1.0[6]	0.22	0.31	0.31	0.24	0.24
Chloroform	µg/L	**0.41**	**0.28**	**0.27**[5]	0.098	**0.17**	0.24	0.24	0.23	0.23
Chloromethane	µg/L	0.14	0.14	0.072	0.14	0.14	0.35	0.35	0.20	0.20
cis-1,2-Dichloroethene	µg/L	0.20	0.20	**0.20**	**0.20**	0.11	0.32	0.32	0.32	0.32
Dibromochloromethane	µg/L	0.12	0.12	0.12	**0.42**[6]	0.12	0.23	0.23	0.23	0.23
Dichlorodifluoromethane	µg/L	0.085	0.085	**0.13**	**0.30**	0.11	0.34	0.34	0.22	0.22
Methylene chloride	µg/L	**0.37**	0.16	0.16	0.16	0.16	0.27	0.27	0.27	0.27
Tetrachloroethene	µg/L	2.1	2.5	2.3	2.2	1.4	2.0	2.0	1.7	1.5
Trichloroethene	µg/L	0.18	16	13	13	7.7	9.2	6.7	6.3	4.7
Trichlorofluoromethane	µg/L	0.13	0.13	0.14	0.14	0.14	0.28	0.28	0.22	0.22
TIC: Dichlorofluoromethane	µg/L	NR	NR	NR	0.64	NR	NR	NR	NR	NR

TABLE 65 (CONT'D)
HISTORICAL SUMMARY DATA - MONITORING WELL N-13 SHALLOW (2-INCH)
RIALTO GWTS PERCHLORATE AND VOC REMEDIATION

ANALYTE	UNITS	Feb 2009	May 2009	Aug 2009	Nov 2009	Feb 2010	May 2010	Aug 2010	Nov 2010	Feb 2011
GENERAL CHEMISTRY										
Bicarbonate	mg/L	200[6]	NA	NA	190	NA	NA	NA	NA	NA
Carbonate	mg/L	2.5	NA	NA	2.5	NA	NA	NA	NA	NA
Chloride	mg/L	6.4	NA	NA	6.3	NA	NA	NA	6.6	NA
Hardness as CaCO3	mg/L	170	NA	NA	170	NA	NA	NA	180	NA
Hydroxide	mg/L	1.4	NA	NA	1.4	NA	NA	NA	1.4	NA
MBAS	mg/L	0.039	NA	NA	NA	NA	NA	NA	**0.09[6]**	NA
Nitrate as N	mg/L	4.2	NA	NA	4.0	NA	NA	NA	4.5	NA
Perchlorate	µg/L	14	12	10	6.9	9.5	8.4	8.1	10	11
Sulfate	mg/L	11	NA	NA	9.4	NA	NA	NA	11	NA
Total Alkalinity as CaCO3	mg/L	160	NA	NA	160	NA	NA	NA	170	NA
Total Dissolved Solids	mg/L	250	NA	NA	240	NA	NA	NA	260	NA
FIELD PARAMETERS										
Dissolved Oxygen	µg/L	NA	NA	7.63	8.81	11.19	5.25	5.45	6.63	5.03
pH	Units	7.73	6.68	7.34	7.93	7.77	7.57	7.23	7.32	7.67
Specific Conductance	µmhos/cm	413	434	450	382	419	414	428	390	425
Temperature	°C	20.02	21.18	23.46	22.4	17.38	19.90	21.72	20.67	18.83
Turbidity	NTU	>900	158	14.9	<0.1	141	<5	<5	>800	262.0
METALS										
Antimony	mg/L	0.0099	NA	NA	0.034	NA	NA	NA	0.010	NA
Arsenic	mg/L	**0.0190**	NA	NA	0.019	NA	NA	NA	0.0075	NA
Barium	mg/L	0.023[5]	NA	NA	0.023	NA	NA	NA	0.025	NA
Beryllium	mg/L	0.00061	NA	NA	0.0011	NA	NA	NA	0.0010	NA
Cadmium	mg/L	0.00090	NA	NA	0.00060	NA	NA	NA	0.0010	NA
Calcium	mg/L	55	NA	NA	55	NA	NA	NA	60	NA
Chromium	mg/L	0.00092	NA	NA	**0.00088**	NA	NA	NA	**0.0019[6]**	NA
Cobalt	mg/L	0.0043	NA	NA	0.0037	NA	NA	NA	0.0050	NA
Copper	mg/L	0.0014	NA	NA	0.0015	NA	NA	NA	0.0023	NA
Iron	mg/L	0.0072	NA	NA	0.0093	NA	NA	NA	NA	NA
Lead	mg/L	0.012	NA	NA	0.012	NA	NA	NA	**0.0070**	NA
Magnesium	mg/L	8.1	NA	NA	8.4	NA	NA	NA	8.7	NA
Manganese	mg/L	0.00068	NA	NA	0.0025	NA	NA	NA	NA	NA
Mercury	mg/L	0.000016	NA	NA	0.000016	NA	NA	NA	0.000017	NA
Molybdenum	mg/L	**0.013[5]**	NA	NA	0.0050	NA	NA	NA	**0.0081**	NA
Nickel	mg/L	0.0019	NA	NA	0.0015	NA	NA	NA	0.0012	NA
Potassium	mg/L	2.7	NA	NA	2.9	NA	NA	NA	NA	NA
Selenium	mg/L	0.012	NA	NA	0.025	NA	NA	NA	0.011	NA
Silver	mg/L	0.0025	NA	NA	0.0018	NA	NA	NA	0.0011	NA
Sodium	mg/L	11	NA	NA	12[6]	NA	NA	NA	NA	NA
Thallium	mg/L	0.016	NA	NA	0.021	NA	NA	NA	0.015	NA
Vanadium	mg/L	**0.0015[6]**	NA	NA	**0.0026**	NA	NA	NA	**0.0024**	NA
Zinc	mg/L	0.0032	NA	NA	**0.0028**	NA	NA	NA	0.0059	NA
VOLATILE ORGANIC COMPOUNDS										
1,1-Dichloroethane	µg/L	**0.40**	**0.42**	0.53	0.82	0.78	0.67	1.1	1.2	1.5
1,2-Dichloropropane	µg/L	3.1	3.0	3.7	3.7	4.8	3.4	5.8	6.0	7.4
Acetone	µg/L	7.4	7.4	7.4	4.6	4.6	4.6	4.6	4.6	4.6
Benzene	µg/L	0.18	0.18	0.18	0.086	0.086	0.086	0.083	0.083	0.083
Bromoform	µg/L	0.24	0.24	0.24	0.23	0.23	0.23	0.27	0.27	0.27
Chloroform	µg/L	0.23	0.23	0.23	0.072	0.072	0.072	**0.17**	0.12	**0.22**
Chloromethane	µg/L	0.20	0.20	0.20	0.11	0.11	0.11	0.14	0.14	0.14
cis-1,2-Dichloroethene	µg/L	0.32	0.32	0.32	0.11	0.11	0.11	**0.16**	**0.22**	**0.16**
Dibromochloromethane	µg/L	0.23	0.23	0.23	0.077	0.077	0.077	0.13	0.13	0.13
Dichlorodifluoromethane	µg/L	0.22	0.22	0.21	0.11	0.11	0.11	**0.17**	**0.27**	**0.34**
Methylene chloride	µg/L	0.27	0.27	0.28	0.28	0.28	0.28	0.48	0.48	0.48
Tetrachloroethene	µg/L	1.3	1.5	1.3	1.6	2.6	2.1	3.8	4.2	5.7
Trichloroethene	µg/L	3.6	3.9	2.8	2.1	3.7	1.6	2.7	2.0	2.4
Trichlorofluoromethane	µg/L	0.22	0.22	0.22	0.11	0.11	0.11	**0.14**	**0.18**	**0.22**
TIC: Dichlorofluoromethane	µg/L	NR	NR	NR	NR	0.14	NR	NR	NR	NR

TABLE 65 (CONT'D)
HISTORICAL SUMMARY DATA - MONITORING WELL N-13 SHALLOW (2-INCH)
RIALTO GWTS PERCHLORATE AND VOC REMEDIATION

ANALYTE	UNITS	May 2011	Aug 2011	Nov 2011	Jan 2012	Aug 2012	Feb 2013	Aug 2013	Nov 2013	Feb 2014
GENERAL CHEMISTRY										
Bicarbonate	mg/L	NA	NA	NA	NA	NA	NA	NA	NA	NA
Carbonate	mg/L	NA	NA	NA	NA	NA	NA	NA	NA	NA
Chloride	mg/L	NA	NA	NA	NA	NA	NA	NA	NA	NA
Hardness as CaCO3	mg/L	NA	NA	NA	NA	NA	NA	NA	NA	NA
Hydroxide	mg/L	NA	NA	NA	NA	NA	NA	NA	NA	NA
MBAS	mg/L	NA	NA	NA	NA	NA	NA	NA	NA	NA
Nitrate as N	mg/L	NA	NA	NA	NA	NA	NA	NA	NA	NA
Perchlorate	µg/L	12	12	11	9.4	9.3	9.3	8.0	8.8	6.0
Sulfate	mg/L	NA	NA	NA	NA	NA	NA	NA	NA	NA
Total Alkalinity as CaCO3	mg/L	NA	NA	NA	NA	NA	NA	NA	NA	NA
Total Dissolved Solids	mg/L	NA	NA	NA	NA	NA	NA	NA	NA	NA
FIELD PARAMETERS										
Dissolved Oxygen	µg/L	5.73	7.26	8.48	5.72	8.10	7.59	4.35	7.07	5.04
pH	Units	6.65	7.98	8.19	7.62	7.76	8.12	7.24	7.44	7.79
Specific Conductance	µmhos/cm	519	433	457	447	449	380	409	417	385
Temperature	°C	17.33	26.38	20.75	18.77	25.14	20.84	19.47	22.55	21.32
Turbidity	NTU	34.0	31.4	224	458	18	153	5.2	<5	186
METALS										
Antimony	mg/L	NA	NA	NA	NA	NA	NA	NA	NA	NA
Arsenic	mg/L	NA	NA	NA	NA	NA	NA	NA	NA	NA
Barium	mg/L	NA	NA	NA	NA	NA	NA	NA	NA	NA
Beryllium	mg/L	NA	NA	NA	NA	NA	NA	NA	NA	NA
Cadmium	mg/L	NA	NA	NA	NA	NA	NA	NA	NA	NA
Calcium	mg/L	NA	NA	NA	NA	NA	NA	NA	NA	NA
Chromium	mg/L	NA	NA	NA	NA	NA	NA	NA	NA	NA
Cobalt	mg/L	NA	NA	NA	NA	NA	NA	NA	NA	NA
Copper	mg/L	NA	NA	NA	NA	NA	NA	NA	NA	NA
Iron	mg/L	NA	NA	NA	NA	NA	NA	NA	NA	NA
Lead	mg/L	NA	NA	NA	NA	NA	NA	NA	NA	NA
Magnesium	mg/L	NA	NA	NA	NA	NA	NA	NA	NA	NA
Manganese	mg/L	NA	NA	NA	NA	NA	NA	NA	NA	NA
Mercury	mg/L	NA	NA	NA	NA	NA	NA	NA	NA	NA
Molybdenum	mg/L	NA	NA	NA	NA	NA	NA	NA	NA	NA
Nickel	mg/L	NA	NA	NA	NA	NA	NA	NA	NA	NA
Potassium	mg/L	NA	NA	NA	NA	NA	NA	NA	NA	NA
Selenium	mg/L	NA	NA	NA	NA	NA	NA	NA	NA	NA
Silver	mg/L	NA	NA	NA	NA	NA	NA	NA	NA	NA
Sodium	mg/L	NA	NA	NA	NA	NA	NA	NA	NA	NA
Thallium	mg/L	NA	NA	NA	NA	NA	NA	NA	NA	NA
Vanadium	mg/L	NA	NA	NA	NA	NA	NA	NA	NA	NA
Zinc	mg/L	NA	NA	NA	NA	NA	NA	NA	NA	NA
VOLATILE ORGANIC COMPOUNDS										
1,1-Dichloroethane	µg/L	1.6	1.8	1.7	1.7	2.1	2.4	2.1	2.2	1.8
1,2-Dichloropropane	µg/L	7.8	8.5	7.6	8.4	11	12	11	9.5	8.4
Acetone	µg/L	4.6	4.6	4.6	4.6	4.6	4.6	4.6	4.6	4.6
Benzene	µg/L	0.083	0.083	0.083	0.083	0.083	0.083	0.083	0.083	0.083
Bromoform	µg/L	0.27	0.27	0.27	0.27	0.27	0.27	0.27	0.27	0.27
Chloroform	µg/L	**0.23**	**0.29**	0.12	**0.29**[5]	0.12	0.56	**0.27**	**0.28**	**0.22**
Chloromethane	µg/L	0.14	0.14	0.14	0.14	0.14	0.14	0.14	0.14	0.14
cis-1,2-Dichloroethene	µg/L	0.085	**0.21**	**0.21**	**0.21**	0.085	0.085	**0.19**	**0.15**	**0.16**
Dibromochloromethane	µg/L	0.13	0.13	0.13	0.13	0.13	0.13	0.13	0.13	0.13
Dichlorodifluoromethane	µg/L	**0.38**	**0.40**	**0.38**	**0.41**	0.57	0.57	**0.48**	0.56	0.52
Methylene chloride	µg/L	0.48	0.48	0.48	0.48	0.48	0.48	0.48	0.48	0.48
Tetrachloroethene	µg/L	6.0	6.8	5.9	6.4	7.2	8.3	8.0	8.6	6.9
Trichloroethene	µg/L	2.1	2.2	1.7	2.2	2.2	2.4	2.1	1.9	1.3
Trichlorofluoromethane	µg/L	**0.28**	**0.37**	**0.27**	**0.28**	**0.40**	**0.45**	**0.40**	0.51	**0.39**
TIC: Dichlorofluoromethane	µg/L	NR	3.4	1.2	170[6]	2.6	2.8	1.2	1.1	NR

TABLE 65 (CONT'D)
HISTORICAL SUMMARY DATA - MONITORING WELL N-13 SHALLOW (2-INCH)
RIALTO GWTS PERCHLORATE AND VOC REMEDIATION

ANALYTE	UNITS	May 2014	Aug 2014	Nov 2014	Feb 2015	Feb 2015	Mar 2015	May 2015
GENERAL CHEMISTRY								
Bicarbonate	mg/L	NA	NA	NA	NA	NA	NA	NA
Carbonate	mg/L	NA	NA	NA	NA	NA	NA	NA
Chloride	mg/L	NA	NA	NA	NA	7.3	NA	NA
Hardness as CaCO3	mg/L	NA	NA	NA	NA	220	NA	NA
Hydroxide	mg/L	NA	NA	NA	NA	1.4	NA	NA
MBAS	mg/L	NA	NA	NA	NA	0.015	NA	NA
Nitrate as N	mg/L	NA	NA	NA	NA	4.5	NA	NA
Perchlorate	µg/L	6.7	7.8	6.8	5.8	NA	6.0	5.5
Sulfate	mg/L	NA	NA	NA	NA	12	NA	NA
Total Alkalinity as CaCO3	mg/L	NA	NA	NA	NA	200	NA	NA
Total Dissolved Solids	mg/L	NA	NA	NA	NA	280	NA	NA
FIELD PARAMETERS								
Dissolved Oxygen	µg/L	6.45	7.50	6.22	7.07	7.14	6.00	4.35
pH	Units	7.59	7.64	7.53	6.06	7.43	6.99	6.30
Specific Conductance	µmhos/cm	350	386	418	792	1250	1300	1060
Temperature	°C	21.07	23.49	19.56	17.62	20.77	22.39	18.08
Turbidity	NTU	515	OR	7.8	207	OR	30.4	149
METALS								
Antimony	mg/L	NA	NA	NA	NA	0.0049	NA	NA
Arsenic	mg/L	NA	NA	NA	NA	0.0092	NA	NA
Barium	mg/L	NA	NA	NA	NA	0.021	NA	NA
Beryllium	mg/L	NA	NA	NA	NA	0.0050	NA	NA
Cadmium	mg/L	NA	NA	NA	NA	0.0011	NA	NA
Calcium	mg/L	NA	NA	NA	NA	70	NA	NA
Chromium	mg/L	NA	NA	NA	NA	0.0010	NA	NA
Cobalt	mg/L	NA	NA	NA	NA	0.0011	NA	NA
Copper	mg/L	NA	NA	NA	NA	0.0010	NA	NA
Iron	mg/L	NA	NA	NA	NA	NA	NA	NA
Lead	mg/L	NA	NA	NA	NA	0.0035	NA	NA
Magnesium	mg/L	NA	NA	NA	NA	9.9	NA	NA
Manganese	mg/L	NA	NA	NA	NA	NA	NA	NA
Mercury	mg/L	NA	NA	NA	NA	0.000033	NA	NA
Molybdenum	mg/L	NA	NA	NA	NA	**0.0018**	NA	NA
Nickel	mg/L	NA	NA	NA	NA	0.0024	NA	NA
Potassium	mg/L	NA	NA	NA	NA	3.0	NA	NA
Selenium	mg/L	NA	NA	NA	NA	0.015	NA	NA
Silver	mg/L	NA	NA	NA	NA	0.0012	NA	NA
Sodium	mg/L	NA	NA	NA	NA	12	NA	NA
Thallium	mg/L	NA	NA	NA	NA	0.010	NA	NA
Vanadium	mg/L	NA	NA	NA	NA	0.0022	NA	NA
Zinc	mg/L	NA	NA	NA	NA	0.0050	NA	NA
VOLATILE ORGANIC COMPOUNDS								
1,1-Dichloroethane	µg/L	1.7	**0.46**	1.4	1.7	NA	1.3	1.4
1,2-Dichloropropane	µg/L	7.6	6.9	7.4	7.9	NA	6.5	7.2
Acetone	µg/L	4.6	4.6	4.6	4.6	NA	4.6	4.6
Benzene	µg/L	0.083	0.083	0.083	0.083	NA	0.083	0.083
Bromoform	µg/L	0.27	0.27	0.27	0.27	NA	0.27	0.27
Chloroform	µg/L	**0.20**	0.12	**0.17**	0.12	NA	0.12	**0.19**
Chloromethane	µg/L	0.14	0.14	0.14	0.14	NA	0.14	0.14
cis-1,2-Dichloroethene	µg/L	**0.13**	0.085	**0.090**	0.085	NA	0.085	**0.10**
Dibromochloromethane	µg/L	0.13	0.13	0.13	0.13	NA	0.13	0.13
Dichlorodifluoromethane	µg/L	0.56	0.099	**0.40**	0.68	NA	0.57	**0.49**
Methylene chloride	µg/L	0.48	0.48	0.48	0.48	NA	0.48	0.48
Tetrachloroethene	µg/L	6.6	7.0	6.2	8.1	NA	6.6	7.5
Trichloroethene	µg/L	1.3	1.3	1.2	1.3	NA	0.95	1.2
Trichlorofluoromethane	µg/L	**0.41**	**0.40**	**0.36**	0.58	NA	**0.46**	**0.40**
TIC: Dichlorofluoromethane	µg/L	NR	NR	NR	NR	NA	NR	NR

TABLE 65 (CONT'D)
HISTORICAL SUMMARY DATA - MONITORING WELL N-13 SHALLOW (2-INCH)
RIALTO GWTS PERCHLORATE AND VOC REMEDIATION

ANALYTE	UNITS	Jul 2015	MED.	AVG.	STD. DEV.	MIN.	MAX.
GENERAL CHEMISTRY							
Bicarbonate	mg/L	NA	190	190	0.0	190	190
Carbonate	mg/L	NA	NC	NC	NC	NC	NC
Chloride	mg/L	NA	6.50	6.63	0.453	6.2	7.3
Hardness as CaCO3	mg/L	NA	180	187	22.9	170	220
Hydroxide	mg/L	NA	NC	NC	NC	NC	NC
MBAS	mg/L	NA	NC	NC	NC	NC	NC
Nitrate as N	mg/L	NA	4.40	4.30	0.231	4.0	4.5
Perchlorate	µg/L	8.2	11.0	18.6	15.7	0.46	57
Sulfate	mg/L	NA	11.5	12.2	2.45	9.4	15
Total Alkalinity as CaCO3	mg/L	NA	170	174	18.1	160	200
Total Dissolved Solids	mg/L	NA	255	289	76.6	230	410
FIELD PARAMETERS							
Dissolved Oxygen	µg/L	3.96	6.63	6.82	2.01	3.96	11.19
pH	Units	7.42	7.62	7.50	0.674	5.9	8.5
Specific Conductance	µmhos/cm	393	414	492	256	270	1300
Temperature	°C	23.81	19.8	20.3	2.66	16.4	26.38
Turbidity	NTU	96.2	149	169	159	5.2	515
METALS							
Antimony	mg/L	NA	NC	NC	NC	0.0049	**0.031**
Arsenic	mg/L	NA	NC	NC	NC	0.0075	**0.0190**
Barium	mg/L	NA	0.0240	0.0234	0.00181	0.021	0.025
Beryllium	mg/L	NA	NC	NC	NC	0.00037	0.0015
Cadmium	mg/L	NA	NC	NC	NC	0.00060	**0.032**
Calcium	mg/L	NA	59.0	60.9	6.42	55	70
Chromium	mg/L	NA	NC	NC	NC	**0.00088**	**0.00088**
Cobalt	mg/L	NA	NC	NC	NC	NC	NC
Copper	mg/L	NA	NC	NC	NC	NC	NC
Iron	mg/L	NA	NC	NC	NC	NC	NC
Lead	mg/L	NA	NC	NC	NC	0.0035	**0.0070**
Magnesium	mg/L	NA	8.70	8.91	0.753	8.1	9.9
Manganese	mg/L	NA	NC	NC	NC	NC	NC
Mercury	mg/L	NA	NC	NC	NC	NC	NC
Molybdenum	mg/L	NA	NC	NC	NC	**0.0018**	**0.0081**
Nickel	mg/L	NA	NC	NC	NC	NC	NC
Potassium	mg/L	NA	3.00	3.04	0.336	2.7	3.5
Selenium	mg/L	NA	NC	NC	NC	0.011	**0.018**
Silver	mg/L	NA	NC	NC	NC	NC	NC
Sodium	mg/L	NA	11.0	11.3	0.516	11	12
Thallium	mg/L	NA	NC	NC	NC	NC	NC
Vanadium	mg/L	NA	NC	NC	NC	0.0022	**0.0026**
Zinc	mg/L	NA	NC	NC	NC	**0.0028**	**0.0028**
VOLATILE ORGANIC COMPOUNDS							
1,1-Dichloroethane	µg/L	1.6	0.780	1.05	0.645	0.13	2.4
1,2-Dichloropropane	µg/L	7.2	6.90	6.51	2.74	0.16	12
Acetone	µg/L	4.6	NC	NC	NC	NC	NC
Benzene	µg/L	0.083	NC	NC	NC	0.057	**0.11**
Bromoform	µg/L	0.27	NC	NC	NC	NC	NC
Chloroform	µg/L	**0.22**	NC	NC	NC	0.072	0.56
Chloromethane	µg/L	0.14	NC	NC	NC	NC	NC
cis-1,2-Dichloroethene	µg/L	**0.18**	NC	NC	NC	0.085	**0.32**
Dibromochloromethane	µg/L	0.13	NC	NC	NC	NC	NC
Dichlorodifluoromethane	µg/L	0.52	0.220	0.286	0.192	0.085	0.68
Methylene chloride	µg/L	0.48	NC	NC	NC	0.067	**0.37**
Tetrachloroethene	µg/L	7.4	2.60	4.04	2.68	0.15	8.6
Trichloroethene	µg/L	0.99	2.20	3.74	3.93	0.18	16
Trichlorofluoromethane	µg/L	**0.43**	NC	NC	NC	0.060	0.58
TIC: Dichlorofluoromethane	µg/L	NR	1.20	1.66	1.28	0.14	3.4

TABLE 66
HISTORICAL SUMMARY DATA - MONITORING WELL N-13 DEEP (4-INCH)
RIALTO GWTS PERCHLORATE AND VOC REMEDIATION

ANALYTE	UNITS	Jun 2004	Jul 2004	Aug 2004	Sep 2004	Oct 2004	Nov 2004	Dec 2004	Jan 2005	Feb 2005
GENERAL CHEMISTRY										
Bicarbonate	mg/L	NA	NA	NA	NA	NA	NA	NA	NA	NA
Carbonate	mg/L	NA	NA	NA	NA	NA	NA	NA	NA	NA
Chloride	mg/L	NA	NA	NA	NA	NA	NA	NA	NA	NA
Hardness as CaCO3	mg/L	NA	NA	NA	NA	NA	NA	NA	NA	NA
Hydroxide	mg/L	NA	NA	NA	NA	NA	NA	NA	NA	NA
MBAS	mg/L	NA	NA	NA	NA	NA	NA	NA	NA	NA
Nitrate as N	mg/L	NA	NA	NA	NA	NA	NA	NA	NA	NA
Perchlorate	µg/L	0.11	0.11	0.11	0.11	0.11	0.11	0.11	0.11	0.11
Sulfate	mg/L	NA	NA	NA	NA	NA	NA	NA	NA	NA
Total Alkalinity as CaCO3	mg/L	NA	NA	NA	NA	NA	NA	NA	NA	NA
Total Dissolved Solids	mg/L	NA	NA	NA	NA	NA	NA	NA	NA	NA
FIELD PARAMETERS										
Dissolved Oxygen	µg/L	NA	NA	NA	NA	NA	NA	NA	NA	NA
pH	Units	NA	NA	NA	7.3	8.2	8.4	8.2	NA	8.5
Specific Conductance	µmhos/cm	NA	NA	NA	470	NA	290	NA	NA	300
Temperature	°C	NA	NA	NA	20	NA	18.5	NA	NA	17.1
Turbidity	NTU	NA	NA	NA	23	NA	13	NA	NA	27
METALS										
Antimony	mg/L	NA	NA	NA	NA	NA	NA	NA	NA	NA
Arsenic	mg/L	NA	NA	NA	NA	NA	NA	NA	NA	NA
Barium	mg/L	NA	NA	NA	NA	NA	NA	NA	NA	NA
Beryllium	mg/L	NA	NA	NA	NA	NA	NA	NA	NA	NA
Cadmium	mg/L	NA	NA	NA	NA	NA	NA	NA	NA	NA
Calcium	mg/L	NA	NA	NA	NA	NA	NA	NA	NA	NA
Chromium	mg/L	NA	NA	NA	NA	NA	NA	NA	NA	NA
Cobalt	mg/L	NA	NA	NA	NA	NA	NA	NA	NA	NA
Copper	mg/L	NA	NA	NA	NA	NA	NA	NA	NA	NA
Iron	mg/L	NA	NA	NA	NA	NA	NA	NA	NA	NA
Lead	mg/L	NA	NA	NA	NA	NA	NA	NA	NA	NA
Magnesium	mg/L	NA	NA	NA	NA	NA	NA	NA	NA	NA
Manganese	mg/L	NA	NA	NA	NA	NA	NA	NA	NA	NA
Mercury	mg/L	NA	NA	NA	NA	NA	NA	NA	NA	NA
Molybdenum	mg/L	NA	NA	NA	NA	NA	NA	NA	NA	NA
Nickel	mg/L	NA	NA	NA	NA	NA	NA	NA	NA	NA
Potassium	mg/L	NA	NA	NA	NA	NA	NA	NA	NA	NA
Selenium	mg/L	NA	NA	NA	NA	NA	NA	NA	NA	NA
Silver	mg/L	NA	NA	NA	NA	NA	NA	NA	NA	NA
Sodium	mg/L	NA	NA	NA	NA	NA	NA	NA	NA	NA
Thallium	mg/L	NA	NA	NA	NA	NA	NA	NA	NA	NA
Vanadium	mg/L	NA	NA	NA	NA	NA	NA	NA	NA	NA
Zinc	mg/L	NA	NA	NA	NA	NA	NA	NA	NA	NA
VOLATILE ORGANIC COMPOUNDS										
1,1-Dichloroethane	µg/L	ND	ND	ND	ND	ND	ND	ND	ND	ND
1,1-Dichlorothene	µg/L	ND	ND	ND	ND	ND	ND	ND	ND	ND
1,2-Dichloropropane	µg/L	NA	NA	NA	NA	NA	NA	NA	NA	6.90
Acetone	µg/L	NA	NA	NA	NA	NA	NA	NA	NA	6.90
Bromochloromethane	µg/L	**0.38**[(6)]	0.14	0.13	0.13	0.14	0.14	0.14	0.14	0.30
Bromoform	µg/L	0.22	0.22	0.22	0.33	0.22	0.050	0.22	0.22	0.20
Chloroform	µg/L	0.58	**0.20**	0.11	0.11	0.050	0.050	0.11	0.050	0.19
Chloromethane	µg/L	0.14	0.14	0.14	0.17	0.14	0.14	0.14	0.14	0.36
cis-1,2-Dichloroethene	µg/L	0.12	0.15	0.19	0.19	0.070	0.070	0.15	0.070	0.24
Dibromochloromethane	µg/L	**0.35**[(6)]	0.10	0.11	0.11	0.14	0.14	0.10	0.14	0.19
Methylene Chloride	µg/L	0.17	0.16	3.3[(5,6)]	0.43	0.067	0.067	0.16	0.067	0.94
Tetrachloroethene	µg/L	0.092	0.12	0.15	0.15	0.13	0.13	0.12	0.13	0.16
Trichloroethene	µg/L	0.070	0.12	0.18	0.18	0.075	0.075	0.12	0.075	0.18
TIC: Butylated Hydroxytoluene	µg/L	NR	NR	NR	NR	NR	NR	NR	NR	NR

TABLE 66 (CONT'D)
HISTORICAL SUMMARY DATA - MONITORING WELL N-13 DEEP (4-INCH)
RIALTO GWTS PERCHLORATE AND VOC REMEDIATION

ANALYTE	UNITS	Mar 2005	Jan 2006	May 2006	Aug 2006	Nov 2006	Feb 2007	May 2007	Aug 2007	Nov 2007
GENERAL CHEMISTRY										
Bicarbonate	mg/L	NA	NA	NA	NA	130	NA	NA	NA	200
Carbonate	mg/L	NA	NA	NA	NA	14	NA	NA	NA	3.0
Chloride	mg/L	NA	NA	NA	NA	3.3	NA	NA	NA	3.4
Hardness as CaCO3	mg/L	NA	NA	NA	NA	32[6]	NA	NA	NA	140
Hydroxide	mg/L	NA	NA	NA	NA	2.5	NA	NA	NA	1.6
MBAS	mg/L	NA	NA	NA	NA	0.078	NA	NA	NA	0.039
Nitrate as N	mg/L	NA	NA	NA	NA	6.1	NA	NA	NA	2.9
Perchlorate	µg/L	0.11	0.46	**1.2**	0.46	0.46	0.46	0.46	0.46	0.46
Sulfate	mg/L	NA	NA	NA	NA	18	NA	NA	NA	17
Total Alkalinity as CaCO3	mg/L	NA	NA	NA	NA	130	NA	NA	NA	170[6]
Total Dissolved Solids	mg/L	NA	NA	NA	NA	220	NA	NA	NA	380[6]
FIELD PARAMETERS										
Dissolved Oxygen	µg/L	NA	NA	NA	NA	NA	NA	NA	NA	NA
pH	Units	NA	8.8	8.9	8.4	7.7	7.6	9.0	8.1	8.4
Specific Conductance	µmhos/cm	NA	360	360	340	570	620	390	310	220
Temperature	°C	NA	18.0	18.0	19.2	9.7	17.4	20.2	21.2	18.0
Turbidity	NTU	NA	110	110	60	39.2	42.7	27.7	68.7	114.2
METALS										
Antimony	mg/L	NA	NA	NA	NA	**0.019**	NA	NA	NA	0.014
Arsenic	mg/L	NA	NA	NA	NA	0.018	NA	NA	NA	0.020
Barium	mg/L	NA	NA	NA	NA	0.015[6]	NA	NA	NA	0.023
Beryllium	mg/L	NA	NA	NA	NA	0.0015	NA	NA	NA	0.00037
Cadmium	mg/L	NA	NA	NA	NA	0.0032	NA	NA	NA	0.0040
Calcium	mg/L	NA	NA	NA	NA	7.2[6]	NA	NA	NA	47[6]
Chromium	mg/L	NA	NA	NA	NA	**0.0040**	NA	NA	NA	**0.0012**
Cobalt	mg/L	NA	NA	NA	NA	0.0014	NA	NA	NA	0.0032
Copper	mg/L	NA	NA	NA	NA	0.0020	NA	NA	NA	0.0018
Iron	mg/L	NA	NA	NA	NA	0.019	NA	NA	NA	0.028
Lead	mg/L	NA	NA	NA	NA	0.0065	NA	NA	NA	0.0041
Magnesium	mg/L	NA	NA	NA	NA	3.4[6]	NA	NA	NA	5.9
Manganese	mg/L	NA	NA	NA	NA	0.0053	NA	NA	NA	0.0037
Mercury	mg/L	NA	NA	NA	NA	**0.000035[6]**	NA	NA	NA	0.000022
Molybdenum	mg/L	NA	NA	NA	NA	**0.0037**	NA	NA	NA	**0.0064**
Nickel	mg/L	NA	NA	NA	NA	0.0067	NA	NA	NA	0.0018
Potassium	mg/L	NA	NA	NA	NA	50[6]	NA	NA	NA	6.4[6]
Selenium	mg/L	NA	NA	NA	NA	**0.034[6]**	NA	NA	NA	**0.014**
Silver	mg/L	NA	NA	NA	NA	0.0020	NA	NA	NA	0.0019
Sodium	mg/L	NA	NA	NA	NA	36[6]	NA	NA	NA	13[6]
Thallium	mg/L	NA	NA	NA	NA	0.016	NA	NA	NA	0.024
Vanadium	mg/L	NA	NA	NA	NA	0.0045	NA	NA	NA	**0.0046**
Zinc	mg/L	NA	NA	NA	NA	**0.0091[6]**	NA	NA	NA	0.0061
VOLATILE ORGANIC COMPOUNDS										
1,1-Dichloroethane	µg/L	ND	ND	ND	ND	ND	ND	ND	ND	ND
1,1-Dichlorothene	µg/L	ND	ND	ND	ND	ND	ND	ND	ND	ND
1,2-Dichloropropane	µg/L	0.13	0.13	0.13	0.13	0.13	0.13	0.13	0.13	0.13
Acetone	µg/L	NA	NA	6.2	NA	NA	NA	NA	NA	NA
Bromochloromethane	µg/L	0.18	NA	0.14	0.15	0.15	0.15	0.18	0.18	0.18
Bromoform	µg/L	0.22	0.22	0.22	0.22	0.22	0.22	0.22	0.90[6]	0.22
Chloroform	µg/L	0.19	0.19	0.11	0.076	0.076	0.076	0.098	0.098	0.098
Chloromethane	µg/L	0.14	0.14	0.14	**0.33[5,6]**	0.14	0.14	0.072	0.14	0.14
cis-1,2-Dichloroethene	µg/L	NA	NA	0.19	ND	ND	ND	ND	ND	ND
Dibromochloromethane	µg/L	0.19	0.19	0.14	0.12	0.12	0.12	0.12	**0.25[6]**	0.12
Methylene Chloride	µg/L	0.94	0.94	0.44	0.16	0.16	0.16	0.16	0.16	0.16
Tetrachloroethene	µg/L	0.16	0.16	0.15	0.15	0.15	0.15	0.15	0.15	0.15
Trichloroethene	µg/L	0.18	0.18	0.18	0.18	0.18	0.18	0.18	0.18	0.18
TIC: Butylated Hydroxytoluene	µg/L	NR	NR	NR	NR	NR	NR	NR	NR	NR

TABLE 66 (CONT'D)
HISTORICAL SUMMARY DATA - MONITORING WELL N-13 DEEP (4-INCH)
RIALTO GWTS PERCHLORATE AND VOC REMEDIATION

ANALYTE	UNITS	Jan 2008	May 2008	Aug 2008	Nov 2008	Feb 2009	May 2009	Aug 2009	Nov 2009	Feb 2010
GENERAL CHEMISTRY										
Bicarbonate	mg/L	NA	NA	NA	NA	190	NA	NA	190	NA
Carbonate	mg/L	NA	NA	NA	NA	2.5	NA	NA	2.5	NA
Chloride	mg/L	NA	NA	NA	NA	3.6	NA	NA	3.9	NA
Hardness as CaCO3	mg/L	NA	NA	NA	NA	160	NA	NA	160	NA
Hydroxide	mg/L	NA	NA	NA	NA	1.4	NA	NA	1.4	NA
MBAS	mg/L	NA	NA	NA	NA	0.039	NA	NA	NA	NA
Nitrate as N	mg/L	NA	NA	NA	NA	3.2	NA	NA	3.2	NA
Perchlorate	µg/L	**1.2**	0.30	0.30	0.30	0.82	0.35	**1.1**	0.35	0.35
Sulfate	mg/L	NA	NA	NA	NA	12	NA	NA	12	NA
Total Alkalinity as CaCO3	mg/L	NA	NA	NA	NA	150	NA	NA	150	NA
Total Dissolved Solids	mg/L	NA	NA	NA	NA	220	NA	NA	230	NA
FIELD PARAMETERS										
Dissolved Oxygen	µg/L	NA	NA	8.35	2.99	6.90	7.58	7.26	7.46	12.84
pH	Units	8.8	7.6	7.77	7.79	7.87	7.56	7.95	7.77	7.72
Specific Conductance	µmhos/cm	310	292	374	357	350	369	355	373	388
Temperature	°C	17.9	18.0	21.5	20.24	19.37	21.30	25.9	21.0	18.63
Turbidity	NTU	48.8	57.7	<5	5.2	28.7	<5	<5	<5	<5
METALS										
Antimony	mg/L	NA	NA	NA	NA	0.0099	NA	NA	0.034	NA
Arsenic	mg/L	NA	NA	NA	NA	**0.012**	NA	NA	0.019	NA
Barium	mg/L	NA	NA	NA	NA	0.026[5]	NA	NA	0.026	NA
Beryllium	mg/L	NA	NA	NA	NA	0.00061	NA	NA	0.0011	NA
Cadmium	mg/L	NA	NA	NA	NA	0.00090	NA	NA	0.00060	NA
Calcium	mg/L	NA	NA	NA	NA	55	NA	NA	56	NA
Chromium	mg/L	NA	NA	NA	NA	0.00092	NA	NA	0.00086	NA
Cobalt	mg/L	NA	NA	NA	NA	0.0043	NA	NA	0.0037	NA
Copper	mg/L	NA	NA	NA	NA	0.0014	NA	NA	0.0015	NA
Iron	mg/L	NA	NA	NA	NA	0.0072	NA	NA	0.0093	NA
Lead	mg/L	NA	NA	NA	NA	0.012	NA	NA	0.012	NA
Magnesium	mg/L	NA	NA	NA	NA	5.8	NA	NA	6.1	NA
Manganese	mg/L	NA	NA	NA	NA	0.00068	NA	NA	0.0025	NA
Mercury	mg/L	NA	NA	NA	NA	0.000016	NA	NA	0.000016	NA
Molybdenum	mg/L	NA	NA	NA	NA	**0.014**[5]	NA	NA	0.0050	NA
Nickel	mg/L	NA	NA	NA	NA	0.0019	NA	NA	0.0015	NA
Potassium	mg/L	NA	NA	NA	NA	2.2	NA	NA	2.4	NA
Selenium	mg/L	NA	NA	NA	NA	0.012	NA	NA	0.025	NA
Silver	mg/L	NA	NA	NA	NA	0.0025	NA	NA	0.0018	NA
Sodium	mg/L	NA	NA	NA	NA	10	NA	NA	11	NA
Thallium	mg/L	NA	NA	NA	NA	0.016	NA	NA	0.021	NA
Vanadium	mg/L	NA	NA	NA	NA	**0.0045**	NA	NA	**0.0050**	NA
Zinc	mg/L	NA	NA	NA	NA	0.0032	NA	NA	0.0023	NA
VOLATILE ORGANIC COMPOUNDS										
1,1-Dichloroethane	µg/L	0.11	0.11	0.11	0.11	0.11	0.11	0.11	0.11	0.11
1,1-Dichlorothene	µg/L	ND	ND	ND	ND	ND	ND	ND	ND	ND
1,2-Dichloropropane	µg/L	0.13	0.13	0.13	0.13	0.13	0.13	0.13	0.13	0.13
Acetone	µg/L	4.6	4.6	4.6	4.6	4.6	4.6	4.6	4.6	4.6
Bromochloromethane	µg/L	0.30	0.35	0.35	0.35	0.35	0.35	0.35	0.23	0.23
Bromoform	µg/L	0.31	0.31	0.24	0.24	0.24	0.24	0.24	0.23	0.23
Chloroform	µg/L	0.24	0.24	0.23	0.23	0.23	0.23	0.23	0.072	0.072
Chloromethane	µg/L	0.35	0.35	0.20	0.20	0.20	0.20	0.20	0.11	0.11
cis-1,2-Dichloroethene	µg/L	ND	ND	ND	ND	ND	ND	ND	ND	ND
Dibromochloromethane	µg/L	0.23	0.23	0.23	0.23	0.23	0.23	0.23	0.077	0.077
Methylene Chloride	µg/L	0.27	0.27	0.27	0.27	0.27	0.27	0.28	0.28	0.28
Tetrachloroethene	µg/L	0.15	0.15	0.15	0.15	0.15	0.15	0.15	0.15	0.15
Trichloroethene	µg/L	0.18	0.18	0.18	0.18	0.18	0.18	0.18	0.18	0.18
TIC: Butylated Hydroxytoluene	µg/L	NR	NR	NR	NR	NR	NR	NR	NR	NR

TABLE 66 (CONT'D)
HISTORICAL SUMMARY DATA - MONITORING WELL N-13 DEEP (4-INCH)
RIALTO GWTS PERCHLORATE AND VOC REMEDIATION

ANALYTE	UNITS	May 2010	Aug 2010	Nov 2010	Feb 2011	May 2011	Jun (A) 2011	Jun (B) 2011	Aug 2011	Nov 2011
GENERAL CHEMISTRY										
Bicarbonate	mg/L	NA	NA	NA	NA	NA	NA	NA	NA	NA
Carbonate	mg/L	NA	NA	NA	NA	NA	NA	NA	NA	NA
Chloride	mg/L	NA	NA	3.9	NA	NA	NA	NA	NA	NA
Hardness as CaCO3	mg/L	NA	NA	160	NA	NA	NA	NA	NA	NA
Hydroxide	mg/L	NA	NA	1.4	NA	NA	NA	NA	NA	NA
MBAS	mg/L	NA	NA	0.039	NA	NA	NA	NA	NA	NA
Nitrate as N	mg/L	NA	NA	3.2	NA	NA	NA	NA	NA	NA
Perchlorate	µg/L	**0.76**	**0.79**	**0.66**	**2.3**	6.5	8.5	8.4	7.0	9.2
Sulfate	mg/L	NA	NA	12	NA	NA	NA	NA	NA	NA
Total Alkalinity as CaCO3	mg/L	NA	NA	150	NA	NA	NA	NA	NA	NA
Total Dissolved Solids	mg/L	NA	NA	230	NA	NA	NA	NA	NA	NA
FIELD PARAMETERS										
Dissolved Oxygen	µg/L	5.20	6.47	6.84	4.54	6.33	8.27	8.27	4.81	6.84
pH	Units	7.61	7.71	7.03	7.24	7.21	7.05	7.05	7.51	7.58
Specific Conductance	µmhos/cm	386	355	338	347	352	360	360	359	342
Temperature	°C	19.79	23.15	22.71	20.35	22.06	19.97	19.97	22.45	20.45
Turbidity	NTU	2.6	<5	<5	<5	<5	<5	<5	<5	5.1
METALS										
Antimony	mg/L	NA	NA	0.010	NA	NA	NA	NA	NA	NA
Arsenic	mg/L	NA	NA	0.0075	NA	NA	NA	NA	NA	NA
Barium	mg/L	NA	NA	0.025	NA	NA	NA	NA	NA	NA
Beryllium	mg/L	NA	NA	0.0010	NA	NA	NA	NA	NA	NA
Cadmium	mg/L	NA	NA	0.0010	NA	NA	NA	NA	NA	NA
Calcium	mg/L	NA	NA	55	NA	NA	NA	NA	NA	NA
Chromium	mg/L	NA	NA	**0.0020**	NA	NA	NA	NA	NA	NA
Cobalt	mg/L	NA	NA	0.0050	NA	NA	NA	NA	NA	NA
Copper	mg/L	NA	NA	0.0023	NA	NA	NA	NA	NA	NA
Iron	mg/L	NA	NA	NA	NA	NA	NA	NA	NA	NA
Lead	mg/L	NA	NA	**0.0056**	NA	NA	NA	NA	NA	NA
Magnesium	mg/L	NA	NA	5.7	NA	NA	NA	NA	NA	NA
Manganese	mg/L	NA	NA	NA	NA	NA	NA	NA	NA	NA
Mercury	mg/L	NA	NA	0.000017	NA	NA	NA	NA	NA	NA
Molybdenum	mg/L	NA	NA	**0.0077**	NA	NA	NA	NA	NA	NA
Nickel	mg/L	NA	NA	0.0012	NA	NA	NA	NA	NA	NA
Potassium	mg/L	NA	NA	NA	NA	NA	NA	NA	NA	NA
Selenium	mg/L	NA	NA	0.011	NA	NA	NA	NA	NA	NA
Silver	mg/L	NA	NA	0.0011	NA	NA	NA	NA	NA	NA
Sodium	mg/L	NA	NA	NA	NA	NA	NA	NA	NA	NA
Thallium	mg/L	NA	NA	0.015	NA	NA	NA	NA	NA	NA
Vanadium	mg/L	NA	NA	**0.0053**	NA	NA	NA	NA	NA	NA
Zinc	mg/L	NA	NA	0.0059	NA	NA	NA	NA	NA	NA
VOLATILE ORGANIC COMPOUNDS										
1,1-Dichloroethane	µg/L	0.11	0.11	0.11	0.11	0.11	0.11	0.11	0.11	0.11
1,1-Dichlorothene	µg/L	ND	ND	ND	ND	ND	ND	ND	ND	ND
1,2-Dichloropropane	µg/L	0.13	0.13	0.13	0.13	0.13	0.13	0.13	0.13	0.13
Acetone	µg/L	4.6	4.6	4.6	4.6	4.6	4.6	4.6	12[6]	4.6
Bromochloromethane	µg/L	0.23	0.24	0.24	0.24	0.24	0.24	0.24	0.24	0.14
Bromoform	µg/L	0.23	0.27	0.27	0.27	0.27	0.27	0.27	0.27	0.27
Chloroform	µg/L	0.072	0.12	0.12	0.12	0.12	0.12	0.12	0.12	0.12
Chloromethane	µg/L	0.11	0.14	0.14	0.14	0.14	0.14	0.14	0.14	0.14
cis-1,2-Dichloroethene	µg/L	ND	ND	ND	ND	ND	ND	ND	ND	ND
Dibromochloromethane	µg/L	0.077	0.13	0.13	0.13	0.13	0.13	0.13	0.13	0.13
Methylene Chloride	µg/L	0.28	0.48	0.48	0.48	0.48	0.48	0.48	0.48	0.48
Tetrachloroethene	µg/L	0.15	0.15	0.15	0.15	0.15	0.15	0.15	0.15	0.15
Trichloroethene	µg/L	0.18	0.18	0.18	0.18	0.18	0.18	0.18	0.18	0.18
TIC: Butylated Hydroxytoluene	µg/L	NR	NR	NR	NR	NR	NR	NR	NR	NR

TABLE 66 (CONT'D)
HISTORICAL SUMMARY DATA - MONITORING WELL N-13 DEEP (4-INCH)
RIALTO GWTS PERCHLORATE AND VOC REMEDIATION

ANALYTE	UNITS	Jan 2012	Mar 21 2012 (A)	Mar 21 2012 (B)	Aug 2012	Feb 2013	Apr 16 2013 (A)	Apr 16 2013 (B)	Apr 17 2013 (A)	Apr 17 2013 (B)
GENERAL CHEMISTRY										
Bicarbonate	mg/L	NA	NA	NA	NA	NA	NA	NA	NA	NA
Carbonate	mg/L	NA	NA	NA	NA	NA	NA	NA	NA	NA
Chloride	mg/L	NA	NA	NA	5.4	NA	NA	NA	NA	NA
Hardness as CaCO3	mg/L	NA	NA	NA	170	NA	NA	NA	NA	NA
Hydroxide	mg/L	NA	NA	NA	1.4	NA	NA	NA	NA	NA
MBAS	mg/L	NA	NA	NA	0.039	NA	NA	NA	NA	NA
Nitrate as N	mg/L	NA	NA	NA	4.5	NA	NA	NA	NA	NA
Perchlorate	µg/L	22	39	36	39	57	120	120	100	100
Sulfate	mg/L	NA	NA	NA	13	NA	NA	NA	NA	NA
Total Alkalinity as CaCO3	mg/L	NA	NA	NA	150	NA	NA	NA	NA	NA
Total Dissolved Solids	mg/L	NA	NA	NA	230	NA	NA	NA	NA	NA
FIELD PARAMETERS										
Dissolved Oxygen	µg/L	7.51	7.38	NA	7.69	7.35	8.37	NA	7.63	8.45
pH	Units	7.58	7.69	NA	7.45	8.20	6.44	NA	6.49	6.58
Specific Conductance	µmhos/cm	362	366	NA	370	270	405	NA	428	410
Temperature	°C	19.56	19.81	NA	23.73	20.81	18.71	NA	18.94	18.43
Turbidity	NTU	<5	<5	NA	<5	7.0	<5	NA	<5	<5
METALS										
Antimony	mg/L	NA	NA	NA	0.010	NA	NA	NA	NA	NA
Arsenic	mg/L	NA	NA	NA	0.0075	NA	NA	NA	NA	NA
Barium	mg/L	NA	NA	NA	0.025	NA	NA	NA	NA	NA
Beryllium	mg/L	NA	NA	NA	0.0010	NA	NA	NA	NA	NA
Cadmium	mg/L	NA	NA	NA	0.0010	NA	NA	NA	NA	NA
Calcium	mg/L	NA	NA	NA	56	NA	NA	NA	NA	NA
Chromium	mg/L	NA	NA	NA	**0.0019**	NA	NA	NA	NA	NA
Cobalt	mg/L	NA	NA	NA	0.0050	NA	NA	NA	NA	NA
Copper	mg/L	NA	NA	NA	0.0023	NA	NA	NA	NA	NA
Iron	mg/L	NA	NA	NA	NA	NA	NA	NA	NA	NA
Lead	mg/L	NA	NA	NA	**0.0066**	NA	NA	NA	NA	NA
Magnesium	mg/L	NA	NA	NA	6.2	NA	NA	NA	NA	NA
Manganese	mg/L	NA	NA	NA	NA	NA	NA	NA	NA	NA
Mercury	mg/L	NA	NA	NA	0.000030	NA	NA	NA	NA	NA
Molybdenum	mg/L	NA	NA	NA	**0.0087**	NA	NA	NA	NA	NA
Nickel	mg/L	NA	NA	NA	0.0012	NA	NA	NA	NA	NA
Potassium	mg/L	NA	NA	NA	2.1	NA	NA	NA	NA	NA
Selenium	mg/L	NA	NA	NA	0.011	NA	NA	NA	NA	NA
Silver	mg/L	NA	NA	NA	0.0011	NA	NA	NA	NA	NA
Sodium	mg/L	NA	NA	NA	9.6	NA	NA	NA	NA	NA
Thallium	mg/L	NA	NA	NA	0.015	NA	NA	NA	NA	NA
Vanadium	mg/L	NA	NA	NA	**0.0060**	NA	NA	NA	NA	NA
Zinc	mg/L	NA	NA	NA	0.0059	NA	NA	NA	NA	NA
VOLATILE ORGANIC COMPOUNDS										
1,1-Dichloroethane	µg/L	0.11	0.11	0.11	0.11	0.11	**0.12**	**0.11**	0.86	0.83
1,1-Dichlorothene	µg/L	ND	ND	ND	ND	ND	ND	ND	ND	ND
1,2-Dichloropropane	µg/L	0.13	0.13	0.13	0.13	0.60	1.0	1.0	0.86	0.83
Acetone	µg/L	4.6	NS	NS	4.6	4.6	4.6	4.6	NA	NA
Bromochloromethane	µg/L	0.14	NS	NS	0.14	0.14	0.14	0.14	0.33	0.33
Bromoform	µg/L	0.27	NS	NS	0.27	0.27	0.27	0.27	0.50	0.50
Chloroform	µg/L	0.12	NS	NS	0.12	0.12	**0.14**	**0.14**	0.46	0.46
Chloromethane	µg/L	0.14	NS	NS	0.14	0.14	0.14	0.14	0.36	0.36
cis-1,2-Dichloroethene	µg/L	ND	NS	NS	ND	ND	ND	ND	0.085	0.085
Dibromochloromethane	µg/L	0.13	NS	NS	0.13	0.13	0.13	0.13	0.37	0.37
Methylene Chloride	µg/L	0.48	NS	NS	0.48	0.48	**0.17**	**0.16**	**0.19**	**0.21**
Tetrachloroethene	µg/L	0.15	0.15	0.15	0.15	**0.15**	0.15	0.15	0.23	0.23
Trichloroethene	µg/L	0.18	0.18	0.18	0.18	0.76	1.7	1.7	1.4	1.3
TIC: Butylated Hydroxytoluene	µg/L	NR	NR	NR	NR	14	NR	NR	NR	NR

TABLE 66 (CONT'D)
HISTORICAL SUMMARY DATA - MONITORING WELL N-13 DEEP (4-INCH)
RIALTO GWTS PERCHLORATE AND VOC REMEDIATION

ANALYTE	UNITS	Apr 17 2013 (C)	Aug 2013	Nov 2013	Jan 2014	Feb 2014	May 2014	Aug 2014	Aug 2014	Nov 2014
GENERAL CHEMISTRY										
Bicarbonate	mg/L	NA	NA	NA	NA	NA	NA	NA	NA	NA
Carbonate	mg/L	NA	NA	NA	NA	NA	NA	NA	NA	NA
Chloride	mg/L	NA	8.6	7.2	NA	7.9	NA	6.5	NA	NA
Hardness as CaCO3	mg/L	NA	180	170	NA	180	NA	190	NA	NA
Hydroxide	mg/L	NA	1.4	1.4	NA	1.4	NA	1.4	NA	NA
MBAS	mg/L	NA	0.015	0.030	NA	0.015	NA	0.015	NA	NA
Nitrate as N	mg/L	NA	5.7	5.3	NA	5.3	NA	4.6	NA	NA
Perchlorate	µg/L	110	150	170	190	200	200	210	160	200
Sulfate	mg/L	NA	13	12	NA	13	NA	14	NA	NA
Total Alkalinity as CaCO3	mg/L	NA	150	150	NA	150	NA	160	NA	NA
Total Dissolved Solids	mg/L	NA	240	240	NA	250	NA	240	NA	NA
FIELD PARAMETERS										
Dissolved Oxygen	µg/L	8.58	5.55	6.06	7.02	5.92	5.48	5.48	6.08	6.10
pH	Units	6.62	7.98	7.69	7.10	8.14	7.53	7.40	7.82	7.51
Specific Conductance	µmhos/cm	408	325	334	385	334	308	312	341	357
Temperature	°C	18.58	24.11	21.91	20.73	20.62	21.79	26.49	24.80	19.80
Turbidity	NTU	<5	<5	<5	3.9	<5	<5	0.0	0.0	0.2
METALS										
Antimony	mg/L	NA	0.0049	0.0049	NA	0.0049	NA	**0.0079**	NA	NA
Arsenic	mg/L	NA	0.0092	0.0092	NA	0.0092	NA	**0.040**[6]	NA	NA
Barium	mg/L	NA	0.027	0.028	NA	0.030	NA	0.025	NA	NA
Beryllium	mg/L	NA	0.00050	0.00050	NA	0.00050	NA	0.00050	NA	NA
Cadmium	mg/L	NA	0.0011	**0.0013**	NA	0.0011	NA	0.0011	NA	NA
Calcium	mg/L	NA	60	58	NA	61	NA	63	NA	NA
Chromium	mg/L	NA	0.0010	0.0010	NA	**0.0015**	NA	**0.0016**	NA	NA
Cobalt	mg/L	NA	0.0011	0.0011	NA	0.0011	NA	**0.0019**	NA	NA
Copper	mg/L	NA	0.0010	0.0010	NA	0.0010	NA	**0.0017**	NA	NA
Iron	mg/L	NA	NA	NA	NA	NA	NA	NA	NA	NA
Lead	mg/L	NA	**0.0035**	**0.0056**	NA	0.0035	NA	0.0035	NA	NA
Magnesium	mg/L	NA	6.1	5.9	NA	6.7	NA	6.9	NA	NA
Manganese	mg/L	NA	NA	NA	NA	NA	NA	NA	NA	NA
Mercury	mg/L	NA	**0.000058**	0.000024	NA	0.000024	NA	0.000033	NA	NA
Molybdenum	mg/L	NA	0.0014	**0.010**	NA	**0.011**	NA	**0.020**	NA	NA
Nickel	mg/L	NA	0.0024	0.0024	NA	0.0024	NA	0.0024	NA	NA
Potassium	mg/L	NA	2.2	2.3	NA	2.5	NA	2.6	NA	NA
Selenium	mg/L	NA	0.015	**0.016**	NA	0.015	NA	0.015	NA	NA
Silver	mg/L	NA	0.0012	**0.0028**	NA	0.0012	NA	**0.0019**	NA	NA
Sodium	mg/L	NA	10	10	NA	11	NA	11	NA	NA
Thallium	mg/L	NA	0.010	0.010	NA	0.010	NA	0.010	NA	NA
Vanadium	mg/L	NA	**0.0043**	0.010[6]	NA	0.0022	NA	**0.0051**	NA	NA
Zinc	mg/L	NA	0.0050	0.0050	NA	0.0050	NA	0.0050	NA	NA
VOLATILE ORGANIC COMPOUNDS										
1,1-Dichloroethane	µg/L	0.86	**0.20**	**0.22**	**0.31**	**0.28**	**0.41**	0.11	NA	**0.37**
1,1-Dichlorothene	µg/L	ND	**0.31**	**0.34**	**0.46**	**0.58**	1.1	1.1	NA	1.0
1,2-Dichloropropane	µg/L	0.86	1.8	1.9	2.4	2.5	2.7	2.6	NA	2.8
Acetone	µg/L	NA	4.6	4.6	4.6	4.6	4.6	4.6	NA	4.6
Bromochloromethane	µg/L	0.33	0.14	0.14	0.14	0.14	0.24	0.24	NA	0.24
Bromoform	µg/L	0.50	0.27	0.27	0.27	0.27	0.27	0.27	NA	0.27
Chloroform	µg/L	0.46	**0.27**	**0.36**	**0.44**	**0.49**	0.65	0.79	NA	0.84
Chloromethane	µg/L	0.36	0.14	0.14	0.14	0.14	0.14	0.14	NA	0.14
cis-1,2-Dichloroethene	µg/L	0.085	**0.12**	**0.15**	**0.20**	**0.17**	**0.22**	0.085	NA	**0.22**
Dibromochloromethane	µg/L	0.37	0.13	0.13	0.13	0.13	0.13	0.13	NA	0.13
Methylene Chloride	µg/L	**0.16**	0.48	0.48	0.48	0.48	0.48	0.48	NA	0.48
Tetrachloroethene	µg/L	0.23	**0.33**	**0.38**	**0.39**	0.53	0.82	0.92	NA	1.0
Trichloroethene	µg/L	1.3	5.6	7.6	10	11	19	26	NA	25
TIC: Butylated Hydroxytoluene	µg/L	NR	NR	NR	NR	NR	NR	NR	NA	NR

TABLE 66 (CONT'D)
HISTORICAL SUMMARY DATA - MONITORING WELL N-13 DEEP (4-INCH)
RIALTO GWTS PERCHLORATE AND VOC REMEDIATION

ANALYTE	UNITS	Feb 2015	Feb 2015	Mar 2015	May 2015	Jul 2015	MED.	AVG.	STD. DEV.	MIN.	MAX.
GENERAL CHEMISTRY											
Bicarbonate	mg/L	NA	NA	NA	NA	NA	190	190	0.0	190	190
Carbonate	mg/L	NA	NA	NA	NA	NA	NC	NC	NC	NC	NC
Chloride	mg/L	NA	5.8	NA	NA	NA	5.40	5.49	2.08	3.3	8.6
Hardness as CaCO3	mg/L	NA	160	NA	NA	NA	165	167	16.7	140	190
Hydroxide	mg/L	NA	1.4	NA	NA	NA	NC	NC	NC	NC	NC
MBAS	mg/L	NA	0.015	NA	NA	NA	NC	NC	NC	NC	NC
Nitrate as N	mg/L	NA	4.7	NA	NA	NA	4.60	4.44	1.23	2.9	6.1
Perchlorate	µg/L	140	NA	120	110	140	1.20	50.0	72.1	0.11	210
Sulfate	mg/L	NA	14	NA	NA	NA	13.0	13.8	2.30	12	18
Total Alkalinity as CaCO3	mg/L	NA	160	NA	NA	NA	150	149	9.96	130	160
Total Dissolved Solids	mg/L	NA	260	NA	NA	NA	235	237	14.4	220	260
FIELD PARAMETERS											
Dissolved Oxygen	µg/L	5.78	6.83	6.90	4.63	3.56	6.84	6.80	2.03	2.99	12.84
pH	Units	7.50	7.53	7.12	6.77	7.42	7.61	7.67	0.639	6.44	9.0
Specific Conductance	µmhos/cm	624	1060	1000	806	332	360	412	184	220	1060
Temperature	°C	19.24	21.20	21.12	21.73	23.50	20.2	20.3	3.10	9.7	26.49
Turbidity	NTU	0.0	0.0	0.0	0.0	0.0	13.0	31.3	38.9	0.0	114.2
METALS											
Antimony	mg/L	NA	0.0049	NA	NA	NA	NC	NC	NC	0.0049	**0.019**
Arsenic	mg/L	NA	0.0092	NA	NA	NA	NC	NC	NC	0.0075	**0.012**
Barium	mg/L	NA	0.021	NA	NA	NA	0.0250	0.0255	0.00311	0.021	0.030
Beryllium	mg/L	NA	0.00050	NA	NA	NA	NC	NC	NC	NC	NC
Cadmium	mg/L	NA	0.0011	NA	NA	NA	NC	NC	NC	0.00060	**0.0013**
Calcium	mg/L	NA	54	NA	NA	NA	56.0	57.7	3.47	54	63
Chromium	mg/L	NA	**0.0012**	NA	NA	NA	NC	NC	NC	0.00086	**0.0020**
Cobalt	mg/L	NA	0.0011	NA	NA	NA	NC	NC	NC	0.0011	**0.0019**
Copper	mg/L	NA	0.0010	NA	NA	NA	NC	NC	NC	0.0010	**0.0017**
Iron	mg/L	NA	NA	NA	NA	NA	NC	NC	NC	NC	NC
Lead	mg/L	NA	0.0035	NA	NA	NA	NC	NC	NC	0.0035	**0.0066**
Magnesium	mg/L	NA	5.6	NA	NA	NA	6.00	6.12	0.475	5.6	6.9
Manganese	mg/L	NA	NA	NA	NA	NA	NC	NC	NC	NC	NC
Mercury	mg/L	NA	**0.000058**	NA	NA	NA	NC	NC	NC	0.000016	**0.000058**
Molybdenum	mg/L	NA	**0.003**	NA	NA	NA	NC	NC	NC	0.0014	**0.020**
Nickel	mg/L	NA	0.0024	NA	NA	NA	NC	NC	NC	NC	NC
Potassium	mg/L	NA	2.1	NA	NA	NA	2.25	2.31	0.202	2.1	2.6
Selenium	mg/L	NA	0.015	NA	NA	NA	NC	NC	NC	0.011	**0.016**
Silver	mg/L	NA	0.0012	NA	NA	NA	NC	NC	NC	0.0011	**0.0028**
Sodium	mg/L	NA	9.5	NA	NA	NA	10.0	10.3	0.665	9.5	11
Thallium	mg/L	NA	0.010	NA	NA	NA	NC	NC	NC	NC	NC
Vanadium	mg/L	NA	**0.0038**	NA	NA	NA	NC	NC	NC	0.0022	**0.0060**
Zinc	mg/L	NA	0.0050	NA	NA	NA	NC	NC	NC	NC	NC
VOLATILE ORGANIC COMPOUNDS											
1,1-Dichloroethane	µg/L	**0.43**	NA	**0.32**	**0.36**	**0.36**	0.110	0.235	0.228	0.11	0.86
1,1-Dichlorothene	µg/L	1.5	NA	1.1	1.4	1.4	1.40	1.27	0.229	1.0	1.5
1,2-Dichloropropane	µg/L	2.7	NA	2.2	2.3	2.4	0.130	0.888	1.30	0.13	2.8
Acetone	µg/L	4.6	NA	4.6	4.6	4.6	NC	NC	NC	NC	NC
Bromochloromethane	µg/L	0.24	NA	0.24	0.24	0.24	NC	NC	NC	NC	NC
Bromoform	µg/L	0.27	NA	0.27	0.27	0.27	NC	NC	NC	NC	NC
Chloroform	µg/L	1.0	NA	0.82	0.97	1.0	0.140	0.280	0.279	0.050	1.0
Chloromethane	µg/L	0.14	NA	0.14	0.14	0.14	NC	NC	NC	NC	NC
cis-1,2-Dichloroethene	µg/L	0.085	NA	0.085	**0.24**	**0.23**	NC	NC	NC	0.070	**0.24**
Dibromochloromethane	µg/L	0.13	NA	0.13	0.13	0.13	NC	NC	NC	NC	NC
Methylene Chloride	µg/L	0.48	NA	0.48	0.48	0.48	NC	NC	NC	0.067	**0.21**
Tetrachloroethene	µg/L	1.3	NA	0.95	0.95	1.2	0.150	0.291	0.320	0.092	1.3
Trichloroethene	µg/L	33	NA	23	24	27	0.180	4.39	9.15	0.070	33
TIC: Butylated Hydroxytoluene	µg/L	NR	NA	NR	NR	NR	14.0	14.0	0.0	14	14

TABLE 67
HISTORICAL SUMMARY DATA - MONITORING WELL N-14 SHALLOW (2-INCH)
RIALTO GWTS PERCHLORATE AND VOC REMEDIATION

ANALYTE	UNITS	Oct 2004	Nov 2004	Dec 2004	Jan 2005	Feb 2005	Feb 2005	Mar 2005	Dec 2005	Jan 2006
GENERAL CHEMISTRY										
Bicarbonate	mg/L	NA	2.9	NA	NA	NA	NA	NA	NA	NA
Carbonate	mg/L	NA	21	NA	NA	NA	NA	NA	NA	NA
Chemical Oxygen Demand	mg O/L	NA	800	NA	NA	NA	NA	NA	NA	NA
Chloride	mg/L	NA	10	NA	NA	NA	NA	NA	NA	NA
Cyanide (total)	mg/L	NA	0.0063	NA	NA	NA	NA	NA	NA	NA
Fluoride	mg/L	NA	0.57	NA	NA	NA	NA	NA	NA	NA
Hardness (as $CaCO_3$)	mg/L	NA	6020[6]	NA	NA	NA	NA	NA	NA	NA
Hydroxide	mg/L	NA	0.81	NA	NA	NA	NA	NA	NA	NA
MBAS	mg/L	NA	NA	NA	NA	NA	NA	NA	NA	NA
Nitrate (as N)	mg/L	NA	5.69	NA	NA	NA	NA	NA	NA	5.8
Perchlorate	µg/L	10	17	9.4	13	NA	7.6	7.4	12	10
Sulfate	mg/L	NA	46	NA	NA	NA	NA	NA	NA	15
Total Alkality (as $CaCO_3$)	mg/L	NA	37[6]	NA	NA	NA	NA	NA	NA	NA
Total Dissolved Solids	mg/L	NA	200	NA	NA	NA	NA	NA	NA	NA
FIELD PARAMETERS										
Oxygen (Dissolved)	mg/L	NA	NA	NA	NA	NA	NA	NA	NA	NA
pH	units	NA	9.26	NA	NA	NA	NA	NA	7.7	7.7
Specific Conductance	µmhos/cm	NA	248	NA	NA	NA	NA	NA	390	360
Temperature	°C	NA	18.4	NA	NA	NA	NA	NA	17.0	20.0
Turbidity	NTU	NA	>900	NA	NA	NA	NA	NA	>900	67
METALS										
Aluminum	mg/L	NA	NA	NA	NA	NA	NA	0.044	NA	NA
Antimony	mg/L	NA	NA	NA	**0.021**	NA	NA	0.00014	NA	NA
Arsenic	mg/L	NA	NA	NA	0.0016	NA	NA	**0.0016**	NA	NA
Barium	mg/L	NA	NA	NA	0.014	NA	NA	**0.015**	NA	NA
Beryllium	mg/L	NA	NA	NA	NA	NA	NA	0.000044	NA	NA
Boron	mg/L	NA	NA	NA	NA	NA	NA	**0.015**	NA	NA
Cadmium	mg/L	NA	NA	NA	0.0027	NA	NA	**0.000046**	NA	NA
Calcium	mg/L	NA	2000	NA	59	NA	NA	55	NA	NA
Chromium VI	mg/L	NA	NA	NA	NA	NA	NA	0.0020	NA	NA
Chromium	mg/L	NA	NA	NA	**0.0021**	NA	NA	0.0052	NA	NA
Cobalt	mg/L	NA	NA	NA	0.00075	NA	NA	**0.000083**	NA	NA
Copper	mg/L	NA	NA	NA	0.00041	NA	NA	**0.00036**[6]	NA	NA
Iron	mg/L	NA	NA	NA	0.0028	NA	NA	0.0034	NA	NA
Lead	mg/L	NA	NA	NA	0.0026	NA	NA	0.000020	NA	NA
Lithium	mg/L	NA	NA	NA	NA	NA	NA	0.0025	NA	NA
Magnesium	mg/L	NA	250	NA	8.3	NA	NA	7.4	NA	NA
Manganese	mg/L	NA	NA	NA	**0.0020**	NA	NA	**0.00020**	NA	NA
Mercury	mg/L	NA	NA	NA	NA	NA	NA	0.000032	NA	NA
Molybdenum	mg/L	NA	NA	NA	**0.0085**	NA	NA	**0.0036**	NA	NA
Nickel	mg/L	NA	NA	NA	0.0011	NA	NA	**0.00081**[6]	NA	NA
Potassium	mg/L	NA	64	NA	2.7	NA	NA	2.7	NA	NA
Selenium	mg/L	NA	NA	NA	**0.018**	NA	NA	**0.0010**	NA	NA
Silica (total)	mg/L	NA	NA	NA	NA	NA	NA	0.021	NA	NA
Silver	mg/L	NA	NA	NA	0.00086	NA	NA	0.000031	NA	NA
Sodium	mg/L	NA	15	NA	12	NA	NA	11	NA	NA
Strontium	mg/L	NA	NA	NA	NA	NA	NA	0.310	NA	NA
Thallium	mg/L	NA	NA	NA	0.0020	NA	NA	0.000050	NA	NA
Tin	mg/L	NA	NA	NA	**0.015**	NA	NA	0.00048	NA	NA
Titanium	mg/L	NA	NA	NA	NA	NA	NA	0.0030	NA	NA
Vanadium	mg/L	NA	NA	NA	**0.006**[6]	NA	NA	**0.0038**	NA	NA
Zinc	mg/L	NA	NA	NA	0.010	NA	NA	**0.0027**	NA	NA
VOLATILE ORGANIC COMPOUNDS										
Bromoform	µg/L	NA	0.33	NA	0.050	0.13	0.20	NA	0.20	0.20
Chloroform	µg/L	**0.12**[5]	**0.14**[5]	0.11	**0.14**[5]	0.46	0.19	0.19	0.19	0.19
Dibromochloromethane	µg/L	0.12	0.11	0.12	0.14	0.37	0.19	0.12	0.12	0.12
Methylene chloride	µg/L	0.27	0.27	0.27	0.27	0.27	0.27	0.27	0.27	0.27
tert-Butyl alcohol	µg/L	2.0	3.6	2.0	2.0	2.0	NA	2.0	2.0	2.0
Trichlorofluoromethane	µg/L	**0.47**	0.20	0.094	0.060	0.16	0.21	0.21	0.21	0.21
SEMI-VOLATILE ORGANIC COMPOUNDS (EPA 8270C)										
Bis(2-ethylhexyl)phthalate	µg/L	NA	**4.0**	NA	NA	41	NA	NA	NA	NA
N-Nitrosodimethylamine	µg/L	NA	0.15	NA	NA	1.4	NA	NA	NA	NA
ORGANOCHLORINE PESTICIDES AND PCB'S (EPA 8080): ND										
ORGANO-PHOSPHORUS PESTICIDES (EPA 8141): ND										
CHLORINATED HERBICIDES (EPA 8151): ND										
EXPLOSIVE RESIDUES (EPA 8330): NA										

TABLE 67 (CONT'D)
HISTORICAL SUMMARY DATA - MONITORING WELL N-14 SHALLOW (2-INCH)
RIALTO GWTS PERCHLORATE AND VOC REMEDIATION

ANALYTE	UNITS	Mar 2006	Apr 2006	May 2006	Jun 2006	Aug 2006	Nov 2006	Feb 2007	May 2007	Aug 2007
GENERAL CHEMISTRY										
Bicarbonate	mg/L	200	210	14[6,7]	220	210	200	130[6]	190	200
Carbonate	mg/L	7	1.5	1.5[7]	1.5	1.5	1.5	7.4	5.7	3.0
Chemical Oxygen Demand	mg O/L	NA	NA	NA	NA	NA	NA	NA	NA	NA
Chloride	mg/L	8.7	9.0	1.2[6,7]	8.4	8.3	9.0	5.9[6]	8.4	8.6
Cyanide (total)	mg/L	NA	NA	NA	NA	NA	NA	NA	NA	NA
Fluoride	mg/L	NA	NA	NA	NA	NA	NA	NA	NA	NA
Hardness (as $CaCO_3$)	mg/L	96[6]	180	11[6,7]	180	170	190[6]	130[6]	180	170
Hydroxide	mg/L	0.81	0.81	0.81[7]	0.81	0.81	0.81	0.81	0.81	1.6
MBAS	mg/L	0.039	0.039	0.078[7]	0.078	0.039	0.039	0.039	**0.080**[6]	0.23[6]
Nitrate (as N)	mg/L	5.7	5.8	0.30[6,7]	5.7	5.9	5.8	3.1[6]	5.2	5.2
Perchlorate	µg/L	11	11	0.46[6,7]	15	12	10	9.5	18	14
Sulfate	mg/L	15	15	**0.98**[6,7]	16	15	13	9.1	14	15
Total Alkality (as $CaCO_3$)	mg/L	170	170	12[6,7]	180	170	160	120	170	160
Total Dissolved Solids	mg/L	280	270	18[6,7]	260	270	260	79[6]	240	210
FIELD PARAMETERS										
Oxygen (Dissolved)	mg/L	NA	NA	NA	NA	NA	NA	NA	NA	NA
pH	units	7.9	7.8	7.8[7]	7.6	6.4	7.1	6.9	6.8	8.9
Specific Conductance	µmhos/cm	410	420	370[7]	340	270	40	90	290	280
Temperature	°C	20.0	17.5	20[7]	19.5	22.8	20.9	19.7	17.4	21.7
Turbidity	NTU	>900	380	70[7]	51	521	135	216	468	>900
METALS										
Aluminum	mg/L	NA	NA	NA	NA	NA	NA	NA	NA	NA
Antimony	mg/L	NA	NA	NA	NA	NA	**0.037**	NA	NA	NA
Arsenic	mg/L	NA	NA	NA	NA	NA	0.018	NA	NA	NA
Barium	mg/L	NA	NA	NA	NA	NA	0.021	NA	NA	NA
Beryllium	mg/L	NA	NA	NA	NA	NA	0.0015	NA	NA	NA
Boron	mg/L	NA	NA	NA	NA	NA	NA	NA	NA	NA
Cadmium	mg/L	NA	NA	NA	NA	NA	0.0032	NA	NA	NA
Calcium	mg/L	63	60	4.2[6,7]	57	55	62	43[6]	59	54
Chromium VI	mg/L	NA	NA	NA	NA	NA	NA	NA	NA	NA
Chromium	mg/L	NA	NA	NA	NA	NA	**0.0023**	NA	NA	NA
Cobalt	mg/L	NA	NA	NA	NA	NA	0.0014	NA	NA	NA
Copper	mg/L	0.0026	0.0026	**0.0032**[6,7]	0.0020	0.0020	0.0020	0.00	0.0018	0.0018
Iron	mg/L	0.019	0.019	0.019[7]	0.019	0.019	0.019	0.03	0.028	0.028
Lead	mg/L	NA	NA	NA	NA	NA	0.0065	NA	NA	NA
Lithium	mg/L	NA	NA	NA	NA	NA	NA	NA	NA	NA
Magnesium	mg/L	8.9	8.3	0.19[6,7]	8.1	7.7	8.2	5.4[6]	7.8	7.8
Manganese	mg/L	0.0057	0.0057	0.0053[7]	0.41[6]	0.0053	0.0053	**0.0017**	**0.0055**[6]	0.0037
Mercury	mg/L	NA	NA	NA	NA	NA	**0.00004**[6]	NA	NA	NA
Molybdenum	mg/L	NA	NA	NA	NA	NA	**0.0057**	NA	NA	NA
Nickel	mg/L	NA	NA	NA	NA	NA	0.0067	NA	NA	NA
Potassium	mg/L	3.3	2.9	**0.77**[6,7]	2.7	2.7	3.1	2.6	2.6	3.0
Selenium	mg/L	NA	NA	NA	NA	NA	**0.071**[6]	NA	NA	NA
Silica (total)	mg/L	NA	NA	NA	NA	NA	NA	NA	NA	NA
Silver	mg/L	NA	NA	NA	NA	NA	0.0020	NA	NA	NA
Sodium	mg/L	13	13	1.7[6,7]	12	12	12	7.0[6]	12	13
Strontium	mg/L	NA	NA	NA	NA	NA	NA	NA	NA	NA
Thallium	mg/L	NA	NA	NA	NA	NA	0.016	NA	NA	NA
Tin	mg/L	NA	NA	NA	NA	NA	NA	NA	NA	NA
Titanium	mg/L	NA	NA	NA	NA	NA	NA	NA	NA	NA
Vanadium	mg/L	NA	NA	NA	NA	NA	0.0045	NA	NA	NA
Zinc	mg/L	0.0077	0.014	0.12[6,7]	0.011	0.0077	0.0077	**0.0063**	0.0061	NA
VOLATILE ORGANIC COMPOUNDS										
Bromoform	µg/L	0.22	0.22	0.22[7]	0.22	**0.32**[5,6]	0.22	0.22	0.22	0.98[6]
Chloroform	µg/L	0.11	0.11	0.11[7]	0.11	0.076	0.076	**0.11**[5]	**0.13**[5]	0.098
Dibromochloromethane	µg/L	0.12	0.12	0.12[7]	0.12	0.12	0.12	0.12	0.12	**0.25**
Methylene chloride	µg/L	0.27	0.27	0.27[7]	0.27	0.27	0.27	0.27	0.27	0.27
tert-Butyl alcohol	µg/L	2.0	2.0	2.0[7]	2.0	2.0	2.0	2.0	2.0	2.0
Trichlorofluoromethane	µg/L	0.20	0.20	0.20[7]	0.20	0.13	0.13	0.13	0.14	0.14
SEMI-VOLATILE ORGANIC COMPOUNDS (EPA 8270C)										
Bis(2-ethylhexyl)phthalate	µg/L	NA	NA	NA	NA	NA	NA	NA	NA	NA
N-Nitrosodimethylamine	µg/L	NA	NA	NA	NA	NA	NA	NA	NA	NA
ORGANOCHLORINE PESTICIDES AND PCB'S (EPA 8080): ND										
ORGANO-PHOSPHORUS PESTICIDES (EPA 8141): ND										
CHLORINATED HERBICIDES (EPA 8151): ND										
EXPLOSIVE RESIDUES (EPA 8330): NA										

TABLE 67 (CONT'D)
HISTORICAL SUMMARY DATA - MONITORING WELL N-14 SHALLOW (2-INCH)
RIALTO GWTS PERCHLORATE AND VOC REMEDIATION

ANALYTE	UNITS	Nov 2007	Jan 2008	May 2008	Jun 2008	Jul 2008	Aug 2008	Sep 2008	Oct 2008	Nov 2008
GENERAL CHEMISTRY										
Bicarbonate	mg/L	NA	210	180	NA	NA	200	NA	NA	200
Carbonate	mg/L	NA	NA	9.1	NA	NA	3.0	NA	NA	1.5
Chemical Oxygen Demand	mg O/L	NA	NA	NA	NA	NA		NA	NA	
Chloride	mg/L	NA	7.8	8.7	NA	NA	8.2	NA	NA	9.2
Cyanide (total)	mg/L	NA	NA	NA	NA	NA		NA	NA	
Fluoride	mg/L	NA	NA	NA	NA	NA		NA	NA	
Hardness (as $CaCO_3$)	mg/L	NA	180	190[6]	NA	NA	170	NA	NA	180
Hydroxide	mg/L	NA	NA	0.81	NA	NA	1.6	NA	NA	0.81
MBAS	mg/L	NA	**0.042**	0.039	NA	NA	0.039	NA	NA	0.039
Nitrate (as N)	mg/L	NA	5.0	5.2	NA	NA	4.9	NA	NA	4.8
Perchlorate	µg/L	NA	18	16	12	12	13	12	12	11
Sulfate	mg/L	NA	13	21	NA	NA	14	NA	NA	14
Total Alkality (as $CaCO_3$)	mg/L	NA	170	160	NA	NA	170	NA	NA	160
Total Dissolved Solids	mg/L	NA	430	270	NA	NA	260	NA	NA	240
FIELD PARAMETERS										
Oxygen (Dissolved)	mg/L	NA	NA	NA	4.84	4.13	NA	NA	3.77	NA
pH	units	8.6	8.7	7.0	7.42	7.40	7.77	7.90	7.59	7.84
Specific Conductance	µmhos/cm	190	310	304	411	NA	427	348	431	403
Temperature	°C	18.7	18.1	17.8	20.42	23.9	23.88	24.20	22.54	20.25
Turbidity	NTU	228.7	223.4	>900	<5	29.1	555	195	<5	414
METALS										
Aluminum	mg/L	NA	NA	NA	NA	NA	NA	NA	NA	NA
Antimony	mg/L	0.014	NA	NA	NA	NA	NA	NA	NA	NA
Arsenic	mg/L	0.020	NA	NA	NA	NA	NA	NA	NA	NA
Barium	mg/L	0.024	NA	NA	NA	NA	NA	NA	NA	NA
Beryllium	mg/L	0.00037	NA	NA	NA	NA	NA	NA	NA	NA
Boron	mg/L	NA	NA	NA	NA	NA	NA	NA	NA	NA
Cadmium	mg/L	0.0040	NA	NA	NA	NA	NA	NA	NA	NA
Calcium	mg/L	57	59	61	NA	NA	56	NA	NA	58
Chromium VI	mg/L	NA	NA	NA	NA	NA	NA	NA	NA	NA
Chromium	mg/L	0.0012	NA	NA	NA	NA	NA	NA	NA	NA
Cobalt	mg/L	0.0032	NA	NA	NA	NA	NA	NA	NA	NA
Copper	mg/L	0.0018	0.0018	0.0014	NA	NA	0.0014	NA	NA	**0.002**[6]
Iron	mg/L	0.028	0.028	0.0072	NA	NA	0.0072	NA	NA	0.0072
Lead	mg/L	0.0041	NA	NA	NA	NA	NA	NA	NA	NA
Lithium	mg/L	NA	NA	NA	NA	NA	NA	NA	NA	NA
Magnesium	mg/L	7.8	8.2	8.3	NA	NA	7.7	NA	NA	7.9
Manganese	mg/L	0.0037	0.0037	**0.0017**	NA	NA	0.00068	NA	NA	**0.00078**
Mercury	mg/L	0.000022	NA	NA	NA	NA	NA	NA	NA	NA
Molybdenum	mg/L	**0.0072**	NA	NA	NA	NA	NA	NA	NA	NA
Nickel	mg/L	0.0018	NA	NA	NA	NA	NA	NA	NA	NA
Potassium	mg/L	2.8	2.7	2.7	NA	NA	2.6	NA	NA	2.6
Selenium	mg/L	**0.027**	NA	NA	NA	NA	NA	NA	NA	NA
Silica (total)	mg/L	NA	NA	NA	NA	NA	NA	NA	NA	NA
Silver	mg/L	0.0019	NA	NA	NA	NA	NA	NA	NA	NA
Sodium	mg/L	12	12	12	NA	NA	11	NA	NA	12
Strontium	mg/L	NA	NA	NA	NA	NA	NA	NA	NA	NA
Thallium	mg/L	0.024	NA	NA	NA	NA	NA	NA	NA	NA
Tin	mg/L	NA	NA	NA	NA	NA	NA	NA	NA	NA
Titanium	mg/L	NA	NA	NA	NA	NA	NA	NA	NA	NA
Vanadium	mg/L	**0.0028**	NA	NA	NA	NA	NA	NA	NA	NA
Zinc	mg/L	0.0061	0.0061	0.0032	NA	NA	**0.0050**	NA	NA	0.0032
VOLATILE ORGANIC COMPOUNDS										
Bromoform	µg/L	0.22	0.31	0.31	0.21	0.24	0.24	0.24	0.24	0.24
Chloroform	µg/L	0.098	0.24	0.24	0.23	0.23	0.23	0.23	0.23	0.23
Dibromochloromethane	µg/L	0.12	0.23	0.23	0.23	0.23	0.23	0.23	0.23	0.23
Methylene chloride	µg/L	0.27	0.27	0.27	0.27	0.27	**0.37**[6]	0.27	0.27	0.27
tert-Butyl alcohol	µg/L	2.0	2.0	8.6	9.2	9.2	9.2	9.2	9.2	9.2
Trichlorofluoromethane	µg/L	0.14	0.28	0.28	0.22	0.22	0.22	0.22	0.22	0.22
SEMI-VOLATILE ORGANIC COMPOUNDS (EPA 8270C)										
Bis(2-ethylhexyl)phthalate	µg/L	NA	NA	NA	NA	NA	NA	NA	NA	NA
N-Nitrosodimethylamine	µg/L	0.059	NA	NA	NA	NA	NA	NA	NA	NA
ORGANOCHLORINE PESTICIDES AND PCB'S (EPA 8080): ND										
ORGANO-PHOSPHORUS PESTICIDES (EPA 8141): ND										
CHLORINATED HERBICIDES (EPA 8151): ND										
EXPLOSIVE RESIDUES (EPA 8330): NA										

TABLE 67 (CONT'D)
HISTORICAL SUMMARY DATA - MONITORING WELL N-14 SHALLOW (2-INCH)
RIALTO GWTS PERCHLORATE AND VOC REMEDIATION

ANALYTE	UNITS	Dec 2008	Jan 2009	Feb 2009	Mar 2009	Apr 2009	May 2009	Jun 2009	Jul 2009	Aug 2009
GENERAL CHEMISTRY										
Bicarbonate	mg/L	NA	NA	190	NA	NA	170	NA	NA	180
Carbonate	mg/L	NA	NA	2.5	NA	NA	2.5	NA	NA	2.5
Chemical Oxygen Demand	mg O/L	NA	NA		NA	NA	NA	NA	NA	NA
Chloride	mg/L	NA	NA	8.2	NA	NA	9.4	NA	NA	9.1
Cyanide (total)	mg/L	NA	NA		NA	NA	NA	NA	NA	NA
Fluoride	mg/L	NA	NA		NA	NA	NA	NA	NA	NA
Hardness (as $CaCO_3$)	mg/L	NA	NA	180	NA	NA	170	NA	NA	180
Hydroxide	mg/L	NA	NA	1.4	NA	NA	1.4	NA	NA	1.4
MBAS	mg/L	NA	NA	0.039	NA	NA	NA	NA	NA	NA
Nitrate (as N)	mg/L	NA	NA	5.5	NA	NA	5.8	NA	NA	5.7
Perchlorate	µg/L	10	10	9.0	8.8	8.9	11	11	7.6	8.4
Sulfate	mg/L	NA	NA	14	NA	NA	20	NA	NA	16
Total Alkality (as $CaCO_3$)	mg/L	NA	NA	160	NA	NA	140	NA	NA	140
Total Dissolved Solids	mg/L	NA	NA	250	NA	NA	230	NA	NA	260
FIELD PARAMETERS										
Oxygen (Dissolved)	mg/L	5.08	9.68	NA	NA	NA	NA	8.28	9.76	8.71
pH	units	NA	6.89	7.79	7.5	7.6	7.20	6.84	7.45	8.61
Specific Conductance	µmhos/cm	379	475	419	390	360	474	392	356	383
Temperature	°C	18.12	19.60	16.93	21.1	18.9	22.76	19.34	23.77	23.0
Turbidity	NTU	239.0	24.1	>900	66.5	435.0	492	48.3	5.2	<5
METALS										
Aluminum	mg/L	NA	NA	NA	NA	NA	NA	NA	NA	NA
Antimony	mg/L	NA	NA	**0.011**	NA	NA	NA	NA	NA	NA
Arsenic	mg/L	NA	NA	**0.014**	NA	NA	NA	NA	NA	NA
Barium	mg/L	NA	NA	0.025	NA	NA	NA	NA	NA	NA
Beryllium	mg/L	NA	NA	0.00061	NA	NA	NA	NA	NA	NA
Boron	mg/L	NA	NA	NA	NA	NA	NA	NA	NA	NA
Cadmium	mg/L	NA	NA	0.00090	NA	NA	NA	NA	NA	NA
Calcium	mg/L	NA	NA	58	NA	NA	55	NA	NA	58
Chromium VI	mg/L	NA	NA	NA	NA	NA	NA	NA	NA	NA
Chromium	mg/L	NA	NA	**0.0011**	NA	NA	NA	NA	NA	NA
Cobalt	mg/L	NA	NA	0.0043	NA	NA	NA	NA	NA	NA
Copper	mg/L	NA	NA	**0.0019**[6]	NA	NA	0.0014	NA	NA	0.0015
Iron	mg/L	NA	NA	0.0072	NA	NA	0.0072	NA	NA	0.0093
Lead	mg/L	NA	NA	0.012	NA	NA	NA	NA	NA	NA
Lithium	mg/L	NA	NA	NA	NA	NA	NA	NA	NA	NA
Magnesium	mg/L	NA	NA	7.9	NA	NA	7.4	NA	NA	7.8
Manganese	mg/L	NA	NA	**0.00082**[5]	NA	NA	0.00068	NA	NA	0.0025
Mercury	mg/L	NA	NA	0.000016	NA	NA	NA	NA	NA	NA
Molybdenum	mg/L	NA	NA	**0.0047**	NA	NA	NA	NA	NA	NA
Nickel	mg/L	NA	NA	0.0019	NA	NA	NA	NA	NA	NA
Potassium	mg/L	NA	NA	4.3[6]	NA	NA	2.7	NA	NA	2.7
Selenium	mg/L	NA	NA	0.012	NA	NA	NA	NA	NA	NA
Silica (total)	mg/L	NA	NA	NA	NA	NA	NA	NA	NA	NA
Silver	mg/L	NA	NA	0.0025	NA	NA	NA	NA	NA	NA
Sodium	mg/L	NA	NA	13	NA	NA	11	NA	NA	12
Strontium	mg/L	NA	NA	NA	NA	NA	NA	NA	NA	NA
Thallium	mg/L	NA	NA	0.016	NA	NA	NA	NA	NA	NA
Tin	mg/L	NA	NA	NA	NA	NA	NA	NA	NA	NA
Titanium	mg/L	NA	NA	NA	NA	NA	NA	NA	NA	NA
Vanadium	mg/L	NA	NA	**0.0022**	NA	NA	NA	NA	NA	NA
Zinc	mg/L	NA	NA	0.0032	NA	NA	0.0032	NA	NA	**0.0042**
VOLATILE ORGANIC COMPOUNDS										
Bromoform	µg/L	0.24	0.24	0.24	0.24	0.24	0.24	0.24	0.24	0.24
Chloroform	µg/L	0.23	0.23	0.23	0.23	0.23	0.23	0.23	0.23	0.23
Dibromochloromethane	µg/L	0.23	0.23	0.23	0.23	0.23	0.23	0.23	0.23	0.23
Methylene chloride	µg/L	0.27	0.27	**0.47**[6]	0.27	0.27	0.27	0.27	0.28	0.28
tert-Butyl alcohol	µg/L	9.2	9.2	9.2	9.2	9.2	9.2	9.2	9.2	9.2
Trichlorofluoromethane	µg/L	0.22	0.22	0.22	0.22	0.22	0.22	0.22	0.22	0.22
SEMI-VOLATILE ORGANIC COMPOUNDS (EPA 8270C)										
Bis(2-ethylhexyl)phthalate	µg/L	NA	NA	**1.4**[5]	NA	NA	NA	NA	NA	NA
N-Nitrosodimethylamine	µg/L	NA	NA	0.00058	NA	NA	NA	NA	NA	NA
ORGANOCHLORINE PESTICIDES AND PCB'S (EPA 8080): ND										
ORGANO-PHOSPHORUS PESTICIDES (EPA 8141): ND										
CHLORINATED HERBICIDES (EPA 8151): ND										
EXPLOSIVE RESIDUES (EPA 8330): NA										

TABLE 67 (CONT'D)
HISTORICAL SUMMARY DATA - MONITORING WELL N-14 SHALLOW (2-INCH)
RIALTO GWTS PERCHLORATE AND VOC REMEDIATION

ANALYTE	UNITS	Sep 2009	Oct 2009	Nov 2009	Dec 2009	Feb 2010	May 2010	Aug 2010	Nov 2010	Feb 2011
GENERAL CHEMISTRY										
Bicarbonate	mg/L	NA	NA	180	NA	170	DRY	DRY	DRY	DRY
Carbonate	mg/L	NA	NA	2.5	NA	2.5	DRY	DRY	DRY	DRY
Chemical Oxygen Demand	mg O/L	NA	NA	NA	NA	NA	DRY	DRY	DRY	DRY
Chloride	mg/L	NA	NA	8.8	NA	8.1	DRY	DRY	DRY	DRY
Cyanide (total)	mg/L	NA	NA	NA	NA	NA	DRY	DRY	DRY	DRY
Fluoride	mg/L	NA	NA	NA	NA	NA	DRY	DRY	DRY	DRY
Hardness (as $CaCO_3$)	mg/L	NA	NA	180	NA	170	DRY	DRY	DRY	DRY
Hydroxide	mg/L	NA	NA	1.4	NA	1.4	DRY	DRY	DRY	DRY
MBAS	mg/L	NA	NA	NA	NA	NA	DRY	DRY	DRY	DRY
Nitrate (as N)	mg/L	NA	NA	5.7	NA	5.7	DRY	DRY	DRY	DRY
Perchlorate	µg/L	7.3	5.3	6.2	7.8	6.9	DRY	DRY	DRY	DRY
Sulfate	mg/L	NA	NA	21	NA	19	DRY	DRY	DRY	DRY
Total Alkality (as $CaCO_3$)	mg/L	NA	NA	150	NA	140	DRY	DRY	DRY	DRY
Total Dissolved Solids	mg/L	NA	NA	300	NA	230	DRY	DRY	DRY	DRY
FIELD PARAMETERS										
Oxygen (Dissolved)	mg/L	7.01	7.51	7.90	8.01	9.92	DRY	DRY	DRY	DRY
pH	units	7.73	7.69	7.30	7.51	5.80	DRY	DRY	DRY	DRY
Specific Conductance	µmhos/cm	440	434	403	465	474	DRY	DRY	DRY	DRY
Temperature	°C	19.8	20.56	24.36	19.92	16.0	DRY	DRY	DRY	DRY
Turbidity	NTU	<5	>800	>900	>900	>800	DRY	DRY	DRY	DRY
METALS										
Aluminum	mg/L	NA	NA	NA	NA	NA	DRY	DRY	DRY	DRY
Antimony	mg/L	NA	NA	0.034	NA	NA	DRY	DRY	DRY	DRY
Arsenic	mg/L	NA	NA	0.019	NA	NA	DRY	DRY	DRY	DRY
Barium	mg/L	NA	NA	0.022	NA	NA	DRY	DRY	DRY	DRY
Beryllium	mg/L	NA	NA	0.0011	NA	NA	DRY	DRY	DRY	DRY
Boron	mg/L	NA	NA	NA	NA	NA	DRY	DRY	DRY	DRY
Cadmium	mg/L	NA	NA	0.00060	NA	NA	DRY	DRY	DRY	DRY
Calcium	mg/L	NA	NA	58	NA	55	DRY	DRY	DRY	DRY
Chromium VI	mg/L	NA	NA	NA	NA	NA	DRY	DRY	DRY	DRY
Chromium	mg/L	NA	NA	**0.0054**	NA	NA	DRY	DRY	DRY	DRY
Cobalt	mg/L	NA	NA	0.0037	NA	NA	DRY	DRY	DRY	DRY
Copper	mg/L	NA	NA	0.0015	NA	0.0015	DRY	DRY	DRY	DRY
Iron	mg/L	NA	NA	0.0093	NA	0.0093	DRY	DRY	DRY	DRY
Lead	mg/L	NA	NA	0.012	NA	NA	DRY	DRY	DRY	DRY
Lithium	mg/L	NA	NA	NA	NA	NA	DRY	DRY	DRY	DRY
Magnesium	mg/L	NA	NA	7.7	NA	7.4	DRY	DRY	DRY	DRY
Manganese	mg/L	NA	NA	0.0025	NA	0.0025	DRY	DRY	DRY	DRY
Mercury	mg/L	NA	NA	0.000016	NA	NA	DRY	DRY	DRY	DRY
Molybdenum	mg/L	NA	NA	0.0050	NA	NA	DRY	DRY	DRY	DRY
Nickel	mg/L	NA	NA	0.0015	NA	NA	DRY	DRY	DRY	DRY
Potassium	mg/L	NA	NA	2.9	NA	2.7	DRY	DRY	DRY	DRY
Selenium	mg/L	NA	NA	0.025	NA	NA	DRY	DRY	DRY	DRY
Silica (total)	mg/L	NA	NA	NA	NA	NA	DRY	DRY	DRY	DRY
Silver	mg/L	NA	NA	0.0018	NA	NA	DRY	DRY	DRY	DRY
Sodium	mg/L	NA	NA	12	NA	12	DRY	DRY	DRY	DRY
Strontium	mg/L	NA	NA	NA	NA	NA	DRY	DRY	DRY	DRY
Thallium	mg/L	NA	NA	0.021	NA	NA	DRY	DRY	DRY	DRY
Tin	mg/L	NA	NA	NA	NA	NA	DRY	DRY	DRY	DRY
Titanium	mg/L	NA	NA	NA	NA	NA	DRY	DRY	DRY	DRY
Vanadium	mg/L	NA	NA	**0.0023**	NA	NA	DRY	DRY	DRY	DRY
Zinc	mg/L	NA	NA	0.0023	NA	**0.0033**	DRY	DRY	DRY	DRY
VOLATILE ORGANIC COMPOUNDS										
Bromoform	µg/L	0.24	0.24	0.23	0.23	0.23	DRY	DRY	DRY	DRY
Chloroform	µg/L	0.23	0.23	0.072	0.072	0.072	DRY	DRY	DRY	DRY
Dibromochloromethane	µg/L	0.23	0.23	0.077	0.077	0.077	DRY	DRY	DRY	DRY
Methylene chloride	µg/L	0.28	0.28	0.28	0.28	0.28	DRY	DRY	DRY	DRY
tert-Butyl alcohol	µg/L	9.2	9.2	9.4	9.4	9.4	DRY	DRY	DRY	DRY
Trichlorofluoromethane	µg/L	0.22	0.22	0.11	0.11	0.11	DRY	DRY	DRY	DRY
SEMI-VOLATILE ORGANIC COMPOUNDS (EPA 8270C)										
Bis(2-ethylhexyl)phthalate	µg/L	NA	NA	1.8	NA	NA	DRY	DRY	DRY	DRY
N-Nitrosodimethylamine	µg/L	NA	NA	0.00058	NA	NA	DRY	DRY	DRY	DRY
ORGANOCHLORINE PESTICIDES AND PCB'S (EPA 8080): NA										
ORGANO-PHOSPHORUS PESTICIDES (EPA 8141): NA										
CHLORINATED HERBICIDES (EPA 8151): NA										
EXPLOSIVE RESIDUES (EPA 8330): NA										

TABLE 67 (CONT'D)
HISTORICAL SUMMARY DATA - MONITORING WELL N-14 SHALLOW (2-INCH)
RIALTO GWTS PERCHLORATE AND VOC REMEDIATION

ANALYTE	UNITS	May 2011	Aug 2011	Nov 2011	Jan 2012	Jun 2012	Aug 2012	Feb 2013	Aug 2013	Feb 2014
GENERAL CHEMISTRY										
Bicarbonate	mg/L	DRY	DRY	DRY	DRY	DRY	DRY	DRY	DRY	DRY
Carbonate	mg/L	DRY	DRY	DRY	DRY	DRY	DRY	DRY	DRY	DRY
Chemical Oxygen Demand	mg O/L	DRY	DRY	DRY	DRY	DRY	DRY	DRY	DRY	DRY
Chloride	mg/L	DRY	DRY	DRY	DRY	DRY	DRY	DRY	DRY	DRY
Cyanide (total)	mg/L	DRY	DRY	DRY	DRY	DRY	DRY	DRY	DRY	DRY
Fluoride	mg/L	DRY	DRY	DRY	DRY	DRY	DRY	DRY	DRY	DRY
Hardness (as $CaCO_3$)	mg/L	DRY	DRY	DRY	DRY	DRY	DRY	DRY	DRY	DRY
Hydroxide	mg/L	DRY	DRY	DRY	DRY	DRY	DRY	DRY	DRY	DRY
MBAS	mg/L	DRY	DRY	DRY	DRY	DRY	DRY	DRY	DRY	DRY
Nitrate (as N)	mg/L	DRY	DRY	DRY	DRY	DRY	DRY	DRY	DRY	DRY
Perchlorate	µg/L	DRY	DRY	DRY	DRY	DRY	DRY	DRY	DRY	DRY
Sulfate	mg/L	DRY	DRY	DRY	DRY	DRY	DRY	DRY	DRY	DRY
Total Alkality (as $CaCO_3$)	mg/L	DRY	DRY	DRY	DRY	DRY	DRY	DRY	DRY	DRY
Total Dissolved Solids	mg/L	DRY	DRY	DRY	DRY	DRY	DRY	DRY	DRY	DRY
FIELD PARAMETERS										
Oxygen (Dissolved)	mg/L	DRY	DRY	DRY	DRY	DRY	DRY	DRY	DRY	DRY
pH	units	DRY	DRY	DRY	DRY	DRY	DRY	DRY	DRY	DRY
Specific Conductance	µmhos/cm	DRY	DRY	DRY	DRY	DRY	DRY	DRY	DRY	DRY
Temperature	°C	DRY	DRY	DRY	DRY	DRY	DRY	DRY	DRY	DRY
Turbidity	NTU	DRY	DRY	DRY	DRY	DRY	DRY	DRY	DRY	DRY
METALS										
Aluminum	mg/L	DRY	DRY	DRY	DRY	DRY	DRY	DRY	DRY	DRY
Antimony	mg/L	DRY	DRY	DRY	DRY	DRY	DRY	DRY	DRY	DRY
Arsenic	mg/L	DRY	DRY	DRY	DRY	DRY	DRY	DRY	DRY	DRY
Barium	mg/L	DRY	DRY	DRY	DRY	DRY	DRY	DRY	DRY	DRY
Beryllium	mg/L	DRY	DRY	DRY	DRY	DRY	DRY	DRY	DRY	DRY
Boron	mg/L	DRY	DRY	DRY	DRY	DRY	DRY	DRY	DRY	DRY
Cadmium	mg/L	DRY	DRY	DRY	DRY	DRY	DRY	DRY	DRY	DRY
Calcium	mg/L	DRY	DRY	DRY	DRY	DRY	DRY	DRY	DRY	DRY
Chromium VI	mg/L	DRY	DRY	DRY	DRY	DRY	DRY	DRY	DRY	DRY
Chromium	mg/L	DRY	DRY	DRY	DRY	DRY	DRY	DRY	DRY	DRY
Cobalt	mg/L	DRY	DRY	DRY	DRY	DRY	DRY	DRY	DRY	DRY
Copper	mg/L	DRY	DRY	DRY	DRY	DRY	DRY	DRY	DRY	DRY
Iron	mg/L	DRY	DRY	DRY	DRY	DRY	DRY	DRY	DRY	DRY
Lead	mg/L	DRY	DRY	DRY	DRY	DRY	DRY	DRY	DRY	DRY
Lithium	mg/L	DRY	DRY	DRY	DRY	DRY	DRY	DRY	DRY	DRY
Magnesium	mg/L	DRY	DRY	DRY	DRY	DRY	DRY	DRY	DRY	DRY
Manganese	mg/L	DRY	DRY	DRY	DRY	DRY	DRY	DRY	DRY	DRY
Mercury	mg/L	DRY	DRY	DRY	DRY	DRY	DRY	DRY	DRY	DRY
Molybdenum	mg/L	DRY	DRY	DRY	DRY	DRY	DRY	DRY	DRY	DRY
Nickel	mg/L	DRY	DRY	DRY	DRY	DRY	DRY	DRY	DRY	DRY
Potassium	mg/L	DRY	DRY	DRY	DRY	DRY	DRY	DRY	DRY	DRY
Selenium	mg/L	DRY	DRY	DRY	DRY	DRY	DRY	DRY	DRY	DRY
Silica (total)	mg/L	DRY	DRY	DRY	DRY	DRY	DRY	DRY	DRY	DRY
Silver	mg/L	DRY	DRY	DRY	DRY	DRY	DRY	DRY	DRY	DRY
Sodium	mg/L	DRY	DRY	DRY	DRY	DRY	DRY	DRY	DRY	DRY
Strontium	mg/L	DRY	DRY	DRY	DRY	DRY	DRY	DRY	DRY	DRY
Thallium	mg/L	DRY	DRY	DRY	DRY	DRY	DRY	DRY	DRY	DRY
Tin	mg/L	DRY	DRY	DRY	DRY	DRY	DRY	DRY	DRY	DRY
Titanium	mg/L	DRY	DRY	DRY	DRY	DRY	DRY	DRY	DRY	DRY
Vanadium	mg/L	DRY	DRY	DRY	DRY	DRY	DRY	DRY	DRY	DRY
Zinc	mg/L	DRY	DRY	DRY	DRY	DRY	DRY	DRY	DRY	DRY
VOLATILE ORGANIC COMPOUNDS										
Bromoform	µg/L	DRY	DRY	DRY	DRY	DRY	DRY	DRY	DRY	DRY
Chloroform	µg/L	DRY	DRY	DRY	DRY	DRY	DRY	DRY	DRY	DRY
Dibromochloromethane	µg/L	DRY	DRY	DRY	DRY	DRY	DRY	DRY	DRY	DRY
Methylene chloride	µg/L	DRY	DRY	DRY	DRY	DRY	DRY	DRY	DRY	DRY
tert-Butyl alcohol	µg/L	DRY	DRY	DRY	DRY	DRY	DRY	DRY	DRY	DRY
Trichlorofluoromethane	µg/L	DRY	DRY	DRY	DRY	DRY	DRY	DRY	DRY	DRY
SEMI-VOLATILE ORGANIC COMPOUNDS (EPA 8270C)										
Bis(2-ethylhexyl)phthalate	µg/L	DRY	DRY	DRY	DRY	DRY	DRY	DRY	DRY	DRY
N-Nitrosodimethylamine	µg/L	DRY	DRY	DRY	DRY	DRY	DRY	DRY	DRY	DRY
ORGANOCHLORINE PESTICIDES AND PCB'S (EPA 8080): NA										
ORGANO-PHOSPHORUS PESTICIDES (EPA 8141): NA										
CHLORINATED HERBICIDES (EPA 8151): NA										
EXPLOSIVE RESIDUES (EPA 8330): NA										

TABLE 67 (CONT'D)
HISTORICAL SUMMARY DATA - MONITORING WELL N-14 SHALLOW (2-INCH)
RIALTO GWTS PERCHLORATE AND VOC REMEDIATION

ANALYTE	UNITS	May 2014	Aug 2014	Nov 2014	Feb 2015	Feb 2015	Mar 2015	May 2015
GENERAL CHEMISTRY								
Bicarbonate	mg/L	DRY	DRY	DRY	DRY	DRY	DRY	DRY
Carbonate	mg/L	DRY	DRY	DRY	DRY	DRY	DRY	DRY
Chemical Oxygen Demand	mg O/L	DRY	DRY	DRY	DRY	DRY	DRY	DRY
Chloride	mg/L	DRY	DRY	DRY	DRY	DRY	DRY	DRY
Cyanide (total)	mg/L	DRY	DRY	DRY	DRY	DRY	DRY	DRY
Fluoride	mg/L	DRY	DRY	DRY	DRY	DRY	DRY	DRY
Hardness (as $CaCO_3$)	mg/L	DRY	DRY	DRY	DRY	DRY	DRY	DRY
Hydroxide	mg/L	DRY	DRY	DRY	DRY	DRY	DRY	DRY
MBAS	mg/L	DRY	DRY	DRY	DRY	DRY	DRY	DRY
Nitrate (as N)	mg/L	DRY	DRY	DRY	DRY	DRY	DRY	DRY
Perchlorate	µg/L	DRY	DRY	DRY	DRY	DRY	DRY	DRY
Sulfate	mg/L	DRY	DRY	DRY	DRY	DRY	DRY	DRY
Total Alkality (as $CaCO_3$)	mg/L	DRY	DRY	DRY	DRY	DRY	DRY	DRY
Total Dissolved Solids	mg/L	DRY	DRY	DRY	DRY	DRY	DRY	DRY
FIELD PARAMETERS								
Oxygen (Dissolved)	mg/L	DRY	DRY	DRY	DRY	DRY	DRY	DRY
pH	units	DRY	DRY	DRY	DRY	DRY	DRY	DRY
Specific Conductance	µmhos/cm	DRY	DRY	DRY	DRY	DRY	DRY	DRY
Temperature	°C	DRY	DRY	DRY	DRY	DRY	DRY	DRY
Turbidity	NTU	DRY	DRY	DRY	DRY	DRY	DRY	DRY
METALS								
Aluminum	mg/L	DRY	DRY	DRY	DRY	DRY	DRY	DRY
Antimony	mg/L	DRY	DRY	DRY	DRY	DRY	DRY	DRY
Arsenic	mg/L	DRY	DRY	DRY	DRY	DRY	DRY	DRY
Barium	mg/L	DRY	DRY	DRY	DRY	DRY	DRY	DRY
Beryllium	mg/L	DRY	DRY	DRY	DRY	DRY	DRY	DRY
Boron	mg/L	DRY	DRY	DRY	DRY	DRY	DRY	DRY
Cadmium	mg/L	DRY	DRY	DRY	DRY	DRY	DRY	DRY
Calcium	mg/L	DRY	DRY	DRY	DRY	DRY	DRY	DRY
Chromium VI	mg/L	DRY	DRY	DRY	DRY	DRY	DRY	DRY
Chromium	mg/L	DRY	DRY	DRY	DRY	DRY	DRY	DRY
Cobalt	mg/L	DRY	DRY	DRY	DRY	DRY	DRY	DRY
Copper	mg/L	DRY	DRY	DRY	DRY	DRY	DRY	DRY
Iron	mg/L	DRY	DRY	DRY	DRY	DRY	DRY	DRY
Lead	mg/L	DRY	DRY	DRY	DRY	DRY	DRY	DRY
Lithium	mg/L	DRY	DRY	DRY	DRY	DRY	DRY	DRY
Magnesium	mg/L	DRY	DRY	DRY	DRY	DRY	DRY	DRY
Manganese	mg/L	DRY	DRY	DRY	DRY	DRY	DRY	DRY
Mercury	mg/L	DRY	DRY	DRY	DRY	DRY	DRY	DRY
Molybdenum	mg/L	DRY	DRY	DRY	DRY	DRY	DRY	DRY
Nickel	mg/L	DRY	DRY	DRY	DRY	DRY	DRY	DRY
Potassium	mg/L	DRY	DRY	DRY	DRY	DRY	DRY	DRY
Selenium	mg/L	DRY	DRY	DRY	DRY	DRY	DRY	DRY
Silica (total)	mg/L	DRY	DRY	DRY	DRY	DRY	DRY	DRY
Silver	mg/L	DRY	DRY	DRY	DRY	DRY	DRY	DRY
Sodium	mg/L	DRY	DRY	DRY	DRY	DRY	DRY	DRY
Strontium	mg/L	DRY	DRY	DRY	DRY	DRY	DRY	DRY
Thallium	mg/L	DRY	DRY	DRY	DRY	DRY	DRY	DRY
Tin	mg/L	DRY	DRY	DRY	DRY	DRY	DRY	DRY
Titanium	mg/L	DRY	DRY	DRY	DRY	DRY	DRY	DRY
Vanadium	mg/L	DRY	DRY	DRY	DRY	DRY	DRY	DRY
Zinc	mg/L	DRY	DRY	DRY	DRY	DRY	DRY	DRY
VOLATILE ORGANIC COMPOUNDS								
Bromoform	µg/L	DRY	DRY	DRY	DRY	DRY	DRY	DRY
Chloroform	µg/L	DRY	DRY	DRY	DRY	DRY	DRY	DRY
Dibromochloromethane	µg/L	DRY	DRY	DRY	DRY	DRY	DRY	DRY
Methylene chloride	µg/L	DRY	DRY	DRY	DRY	DRY	DRY	DRY
tert-Butyl alcohol	µg/L	DRY	DRY	DRY	DRY	DRY	DRY	DRY
Trichlorofluoromethane	µg/L	DRY	DRY	DRY	DRY	DRY	DRY	DRY
SEMI-VOLATILE ORGANIC COMPOUNDS (EPA 8270C)								
Bis(2-ethylhexyl)phthalate	µg/L	DRY	DRY	DRY	DRY	DRY	DRY	DRY
N-Nitrosodimethylamine	µg/L	DRY	DRY	DRY	DRY	DRY	DRY	DRY
ORGANOCHLORINE PESTICIDES AND PCB'S (EPA 8080): NA								
ORGANO-PHOSPHORUS PESTICIDES (EPA 8141): NA								
CHLORINATED HERBICIDES (EPA 8151): NA								
EXPLOSIVE RESIDUES (EPA 8330): NA								

TABLE 67 (CONT'D)
HISTORICAL SUMMARY DATA - MONITORING WELL N-14 SHALLOW (2-INCH)
RIALTO GWTS PERCHLORATE AND VOC REMEDIATION

ANALYTE	UNITS	May 2014	Jul 2015	MED.	AVG.	STD. DEV.	MIN.	MAX.
GENERAL CHEMISTRY								
Bicarbonate	mg/L	DRY	DRY	200	176	62.7	2.9	220
Carbonate	mg/L	DRY	DRY	2.50	4.47	4.86	1.5	21
Chemical Oxygen Demand	mg O/L	DRY	DRY	NC	NC	NC	800	800
Chloride	mg/L	DRY	DRY	8.70	8.70	0.548	7.8	10
Cyanide (total)	mg/L	DRY	DRY	NC	NC	NC		NC
Fluoride	mg/L	DRY	DRY	NC	NC	NC	0.57	0.57
Hardness (as $CaCO_3$)	mg/L	DRY	DRY	180	176	5.06	170	180
Hydroxide	mg/L	DRY	DRY	NC	NC	NC	NC	NC
MBAS	mg/L	DRY	DRY	NC	NC	NC	0.039	**0.042**
Nitrate (as N)	mg/L	DRY	DRY	5.70	5.51	0.354	4.8	5.9
Perchlorate	µg/L	DRY	DRY	10.5	10.8	3.11	5.3	18
Sulfate	mg/L	DRY	DRY	15.0	17.1	7.59	9.1	46
Total Alkality (as $CaCO_3$)	mg/L	DRY	DRY	160	158	15.5	120	180
Total Dissolved Solids	mg/L	DRY	DRY	260	262	49.9	200	430
FIELD PARAMETERS								
Oxygen (Dissolved)	mg/L	DRY	DRY	7.90	7.28	2.16	3.77	9.92
pH	units	DRY	DRY	7.60	7.58	0.705	5.80	9.26
Specific Conductance	µmhos/cm	DRY	DRY	390	358	102	40	475
Temperature	°C	DRY	DRY	20.0	20.3	2.34	16.0	24.36
Turbidity	NTU	DRY	DRY	220	240	188	5.2	555
METALS								
Aluminum	mg/L	DRY	DRY	NC	NC	NC	NC	NC
Antimony	mg/L	DRY	DRY	NC	NC	NC	0.00014	**0.037**
Arsenic	mg/L	DRY	DRY	NC	NC	NC	**0.0016**	**0.014**
Barium	mg/L	DRY	DRY	0.0215	0.0202	0.00462	0.014	0.025
Beryllium	mg/L	DRY	DRY	NC	NC	NC	NC	NC
Boron	mg/L	DRY	DRY	NC	NC	NC	**0.015**	**0.015**
Cadmium	mg/L	DRY	DRY	NC	NC	NC	**0.000046**	**0.000046**
Calcium	mg/L	DRY	DRY	58.0	155	434	54	2000
Chromium VI	mg/L	DRY	DRY	NC	NC	NC	0.0020	0.0020
Chromium	mg/L	DRY	DRY	0.00220	0.00288	0.00193	**0.0011**	**0.0054**
Cobalt	mg/L	DRY	DRY	NC	NC	NC	**0.000083**	**0.000083**
Copper	mg/L	DRY	DRY	NC	NC	NC	NC	NC
Iron	mg/L	DRY	DRY	NC	NC	NC	0.0028	0.0034
Lead	mg/L	DRY	DRY	NC	NC	NC	NC	NC
Lithium	mg/L	DRY	DRY	NC	NC	NC	NC	NC
Magnesium	mg/L	DRY	DRY	7.85	20.0	54.1	7.4	250
Manganese	mg/L	DRY	DRY	NC	NC	NC	**0.00020**	**0.0020**
Mercury	mg/L	DRY	DRY	NC	NC	NC	NC	NC
Molybdenum	mg/L	DRY	DRY	NC	NC	NC	**0.0036**	**0.0085**
Nickel	mg/L	DRY	DRY	NC	NC	NC	NC	NC
Potassium	mg/L	DRY	DRY	2.70	5.84	13.7	2.6	64
Selenium	mg/L	DRY	DRY	NC	NC	NC	**0.0010**	**0.027**
Silica (total)	mg/L	DRY	DRY	NC	NC	NC	0.021	0.021
Silver	mg/L	DRY	DRY	NC	NC	NC	NC	NC
Sodium	mg/L	DRY	DRY	12.0	12.2	0.894	11	15
Strontium	mg/L	DRY	DRY	NC	NC	NC	0.310	0.310
Thallium	mg/L	DRY	DRY	NC	NC	NC	NC	NC
Tin	mg/L	DRY	DRY	NC	NC	NC	0.00048	**0.015**
Titanium	mg/L	DRY	DRY	NC	NC	NC	NC	NC
Vanadium	mg/L	DRY	DRY	NC	NC	NC	**0.0022**	**0.0038**
Zinc	mg/L	DRY	DRY	0.00610	0.00595	0.00317	0.0023	0.014
VOLATILE ORGANIC COMPOUNDS								
Bromoform	µg/L	DRY	DRY	NC	NC	NC	NC	NC
Chloroform	µg/L	DRY	DRY	NC	NC	NC	NC	NC
Dibromochloromethane	µg/L	DRY	DRY	NC	NC	NC	NC	NC
Methylene chloride	µg/L	DRY	DRY	NC	NC	NC	NC	NC
tert-Butyl alcohol	µg/L	DRY	DRY	NC	NC	NC	2.0	3.6
Trichlorofluoromethane	µg/L	DRY	DRY	NC	NC	NC	NC	NC
SEMI-VOLATILE ORGANIC COMPOUNDS (EPA 8270C)								
Bis(2-ethylhexyl)phthalate	µg/L	DRY	DRY	4.00	15.6	22.0	1.8	41
N-Nitrosodimethylamine	µg/L	DRY	DRY	NC	NC	NC	0.00058	0.059
ORGANOCHLORINE PESTICIDES AND PCB'S (EPA 8080): NA								
ORGANO-PHOSPHORUS PESTICIDES (EPA 8141): NA								
CHLORINATED HERBICIDES (EPA 8151): NA								
EXPLOSIVE RESIDUES (EPA 8330): NA								

TABLE 68
HISTORICAL SUMMARY DATA - MONITORING WELL N-14 DEEP (4-INCH)
RIALTO GWTS PERCHLORATE AND VOC REMEDIATION

ANALYTE	UNITS	Aug 2004	Sep 2004	Oct 2004	Nov 2004	Dec 2004	Jan 2005	Feb 2005	Feb 2005	Mar 2005
GENERAL CHEMISTRY										
Anions (Total)	meq/L	4.16	NA	NA	NA	NA	NA	NA	NA	NA
Bicarbonate	mg/L	190	NA	NA	NA	NA	NA	NA	NA	NA
Carbonate	mg/L	3.4[b]	NA	NA	NA	NA	NA	NA	NA	NA
Chloride	mg/L	8.2	NA	NA	NA	NA	NA	NA	NA	NA
Hardness (as $CaCO_3$)	mg/L	137	NA	NA	NA	NA	NA	NA	NA	NA
Hydroxide	mg/L	0.81	NA	NA	NA	NA	NA	NA	NA	NA
MBAS	mg/L	NA	NA	NA	NA	NA	NA	NA	NA	NA
Nitrate (as N)	mg/L	19.3[b]	NA	NA	NA	NA	NA	NA	NA	NA
Perchlorate	µg/L	6.0	8.2	28	30	32	0.11	NA	0.11	0.11
Phenolics	µg/L	6.4	NA	NA	NA	NA	NA	NA	NA	NA
Sulfate	mg/L	18	NA	NA	NA	NA	NA	NA	NA	NA
Total Alkainity (as $CaCO_3$)	mg/L	160	NA	NA	NA	NA	NA	NA	NA	NA
Total Dissolved Solids	mg/L	246	NA	NA	NA	NA	NA	NA	NA	NA
FIELD PARAMETERS										
Oxygen (Dissolved)	mg/L	NA	NA	NA	NA	NA	NA	NA	NA	NA
pH	Units	8.27	7.5	7.7	7.4	7.7	NA	NA	NA	NA
Specific Conductance	µmhos/cm	401	410	NA	390	NA	NA	NA	NA	NA
Temperature	°C	18.5	18.2	NA	18.2	NA	NA	NA	NA	NA
Turbidity	NTU	81	20	NA	32	NA	NA	NA	NA	NA
METALS										
Aluminum	mg/L	NA	NA	NA	NA	NA	NA	NA	NA	0.044
Antimony	mg/L	0.00038	NA	NA	NA	NA	NA	0.00014	NA	0.00014
Arsenic	mg/L	0.00090	NA	NA	NA	NA	NA	0.0035	NA	**0.00075**
Barium	mg/L	0.031	NA	NA	NA	NA	NA	**0.0029**	NA	**0.0038**
Beryllium	mg/L	NA	NA	NA	NA	NA	NA	NA	NA	**0.000044**
Boron	mg/L	0.043	NA	NA	NA	NA	NA	**0.018**	NA	0.011
Cadmium	mg/L	**0.00012**	NA	NA	NA	NA	NA	**0.00023**	NA	0.0043[b]
Calcium	mg/L	46	NA	NA	NA	NA	NA	4.0	NA	3.7
Chromium VI	mg/L	0.003	NA	NA	NA	NA	NA	NA	NA	0.00089
Chromium	mg/L	**0.0010**	NA	NA	NA	NA	NA	**0.00089**	NA	0.0016
Cobalt	mg/L	0.0012	NA	NA	NA	NA	NA	**0.000050**	NA	**0.00012**
Copper	mg/L	**0.0012**	NA	NA	NA	NA	NA	**0.0014**	NA	**0.0023**
Iron	mg/L	**0.0035**	NA	NA	NA	NA	NA	**0.0049**	NA	**0.0036**
Lead	mg/L	**0.000074**	NA	NA	NA	NA	NA	**0.00013**	NA	**0.00014**
Lithium	mg/L	NA	NA	NA	NA	NA	NA	NA	NA	0.0025
Magnesium	mg/L	5.3	NA	NA	NA	NA	NA	**0.14**	NA	**0.24**
Manganese	mg/L	0.072	NA	NA	NA	NA	NA	**0.00013**	NA	**0.00079**
Mercury	mg/L	**0.00016**[b]	NA	NA	NA	NA	NA	NA	NA	**0.000032**
Molybdenum	mg/L	0.017	NA	NA	NA	NA	NA	**0.00033**	NA	**0.00068**
Nickel	mg/L	0.0030	NA	NA	NA	NA	NA	**0.00051**[b]	NA	**0.0013**
Potassium	mg/L	3.1	NA	NA	NA	NA	NA	**0.70**	NA	**0.94**
Selenium	mg/L	**0.00032**	NA	NA	NA	NA	NA	0.00052	NA	0.00052
Silica (total)	mg/L	NA	NA	NA	NA	NA	NA	NA	NA	**0.0017**
Silver	mg/L	0.00072	NA	NA	NA	NA	NA	0.000031	NA	0.000031
Sodium	mg/L	17	NA	NA	NA	NA	NA	**0.93**	NA	1.5
Strontium	mg/L	NA	NA	NA	NA	NA	NA	NA	NA	**0.019**
Thallium	mg/L	**0.00048**	NA	NA	NA	NA	NA	0.000050	NA	0.000050
Tin	mg/L	**0.00084**[b]	NA	NA	NA	NA	NA	0.00048	NA	0.00048
Titanium	mg/L	NA	NA	NA	NA	NA	NA	NA	NA	0.0030
Vanadium	mg/L	**0.0032**	NA	NA	NA	NA	NA	**0.00078**	NA	**0.0023**
Zinc	mg/L	0.13	NA	NA	NA	NA	NA	0.031	NA	0.33
VOLATILE ORGANIC COMPOUNDS										
1,1-Dichloroethane	µg/L	0.13	0.13	NA	0.060	NA	0.060	0.098	0.17	NA
1,1-Dichloroethene	µg/L	0.11	0.11	NA	0.050	NA	0.050	0.12	0.19	NA
1,2-Dichloropropane	µg/L	0.16	0.16	NA	0.14	NA	0.14	0.50	0.15	NA
Bromoform	µg/L	0.33	0.33	NA	0.050	NA	0.050	0.13	0.20	NA
Chloroform	µg/L	0.11	0.11	NA	0.050	NA	0.050	0.46	0.19	NA
Chloromethane	µg/L	0.17	0.17	ND	0.098	ND	0.098	0.36	0.36	ND
cis-1,2-Dichloroethene	µg/L	0.19	0.19	0.11	0.070	0.11	0.070	0.18	0.24	0.11
Dibromochloromethane	µg/L	0.11	0.11	ND	0.14	ND	0.14	0.37	0.19	ND
Dichlorodifluoromethane	µg/L	0.20	0.20	0.17	0.11	0.17	0.11	0.18	0.20	0.17
Methyl t-butyl ether	µg/L	**0.32**	0.12	0.15	0.15	0.15	0.056	0.43	0.25	0.25
Methylene Chloride	µg/L	0.43	0.43	NA	0.067	NA	0.067	0.50	0.94	NA
Napthalene	µg/L	0.30	0.30	0.30	0.30	0.30	0.30	0.30	0.30	0.30
Tetrachloroethene	µg/L	0.15	0.15	0.12	0.13	0.12	0.13	0.17	0.16	0.16
Toluene	µg/L	0.15	0.15	ND	0.083	ND	0.083	0.22	0.17	ND
Trichloroethene	µg/L	0.18	0.18	0.12	0.075	0.12	0.075	0.50	0.18	0.18
TIC: Pentane	µg/L	ND	ND	ND	ND	ND	ND	ND	ND	ND
SEMI-VOLATILE ORGANIC COMPOUNDS (EPA 8270): ND										
ORGANOCHLORINE PESTICIDES (EPA 8081): ND										
PCBs (EPA 8082): ND (AUGUST 2004)										
ORGANO-PHOSPHORUS PESTICIDES (EPA 8141): ND (AUGUST 2004)										
CHLORINATED HERBICIDES (EPA 8151): ND										
EXPLOSIVE RESIDUES (EPA 8330): ND (AUGUST 2004)										
NDMA (EPA 8270C-SIM): ND										

TABLE 68 (CONT'D)
HISTORICAL SUMMARY DATA - MONITORING WELL N-14 DEEP (4-INCH)
RIALTO GWTS PERCHLORATE AND VOC REMEDIATION

ANALYTE	UNITS	Dec 2005	Jan 2006	Feb 2006	Mar 2006	Apr 2006	May 2006	Jun 2006	Aug 2006	Nov 2006
GENERAL CHEMISTRY										
Anions (Total)	meq/L	NA	NA	NA	NA	NA	NA	NA	NA	NA
Bicarbonate	mg/L	NA	NA	38	39	14	14	21	30	48
Carbonate	mg/L	NA	NA	1.5	1.5	1.5	1.5	1.5	1.5	1.5
Chloride	mg/L	NA	NA	1.1	1.0	2.1	1.1	1.7	1.8	1.2
Hardness (as $CaCO_3$)	mg/L	NA	NA	19	18	11	11	17	18	26
Hydroxide	mg/L	NA	NA	0.81	0.81	0.81	0.81	0.81	0.81	0.81
MBAS	mg/L	NA	NA	**0.044**	**0.096**	0.039	0.039	0.2	0.078	0.19
Nitrate (as N)	mg/L	NA	1.2	1.2	1.2	0.24	0.27	0.70	1.2	0.97
Perchlorate	µg/L	0.11	0.46	0.46	0.46	0.46	0.46	0.46	0.46	0.46
Phenolics	µg/L	NA	NA	NA	NA	NA	NA	NA	NA	NA
Sulfate	mg/L	NA	3.4	3.6	3.4	1.4	**0.79**	2.5	3.7	3.9
Total Alkainity (as $CaCO_3$)	mg/L	NA	NA	31	32	11	11	18	24	39
Total Dissolved Solids	mg/L	NA	NA	38	45	25	14	30	60	75
METALS										
Oxygen (Dissolved)	mg/L	NA	NA	NA	NA	NA	NA	NA	NA	NA
pH	Units	7.4	6.5	7.3	7.4	9.0	6.5	7.1	6.1	6.9
Specific Conductance	µmhos/cm	90	90	90	100	50	90	60	100	90
Temperature	°C	18.0	19.0	18.6	19.0	16.4	19.0	21.9	19.2	17.8
Turbidity	NTU	200	420	200	205	63	>900	>801	35	35
METALS										
Aluminum	mg/L	NA	NA	NA	NA	NA	NA	NA	NA	NA
Antimony	mg/L	NA	NA	NA	NA	NA	NA	NA	NA	**0.014**[6]
Arsenic	mg/L	NA	NA	NA	NA	NA	NA	NA	NA	0.018
Barium	mg/L	NA	NA	NA	NA	NA	NA	NA	NA	0.020
Beryllium	mg/L	NA	NA	NA	NA	NA	NA	NA	NA	0.0015
Boron	mg/L	NA	NA	NA	NA	NA	NA	NA	NA	NA
Cadmium	mg/L	NA	NA	NA	NA	NA	NA	NA	NA	0.0032
Calcium	mg/L	NA	NA	6.8	6.7	4.0	4.0	5.8	6.4	9.5
Chromium VI	mg/L	NA	NA	NA	NA	NA	NA	NA	NA	NA
Chromium	mg/L	NA	NA	NA	NA	NA	NA	NA	NA	0.0014
Cobalt	mg/L	NA	NA	NA	NA	NA	NA	NA	NA	0.0014
Copper	mg/L	NA	NA	0.015[6]	0.0026	0.0026	0.0026	**0.0068**	**0.0050**	**0.0024**
Iron	mg/L	NA	NA	**0.024**	0.019	0.0019	0.019	**0.019**	**0.023**	**0.022**
Lead	mg/L	NA	NA	NA	NA	NA	NA	NA	NA	0.0065
Lithium	mg/L	NA	NA	NA	NA	NA	NA	NA	NA	NA
Magnesium	mg/L	NA	NA	0.38	0.34	0.21	0.17	0.50	0.47	0.53
Manganese	mg/L	NA	NA	0.016	0.016	0.0057	0.0053	**0.037**	0.036	0.035
Mercury	mg/L	NA	NA	NA	NA	NA	NA	NA	NA	**0.000035**
Molybdenum	mg/L	NA	NA	NA	NA	NA	NA	NA	NA	0.0028
Nickel	mg/L	NA	NA	NA	NA	NA	NA	NA	NA	0.0067
Potassium	mg/L	NA	NA	8.2	8.4	0.57	**0.71**	1.2	3.3	11
Selenium	mg/L	NA	NA	NA	NA	NA	NA	NA	NA	0.013
Silica (total)	mg/L	NA	NA	NA	NA	NA	NA	NA	NA	NA
Silver	mg/L	NA	NA	NA	NA	NA	NA	NA	NA	0.0020
Sodium	mg/L	NA	NA	6.5	5.1	1.7	1.6	2.1	2.8	4.7
Strontium	mg/L	NA	NA	NA	NA	NA	NA	NA	NA	NA
Thallium	mg/L	NA	NA	NA	NA	NA	NA	NA	NA	0.016
Tin	mg/L	NA	NA	NA	NA	NA	NA	NA	NA	NA
Titanium	mg/L	NA	NA	NA	NA	NA	NA	NA	NA	NA
Vanadium	mg/L	NA	NA	NA	NA	NA	NA	NA	NA	0.0045
Zinc	mg/L	NA	NA	0.12	0.13	0.11	0.11	0.17	0.20	0.18
VOLATILE ORGANIC COMPOUNDS										
1,1-Dichloroethane	µg/L	0.17	0.17	0.13	0.13	0.13	0.13	0.13	0.13	0.13
1,1-Dichloroethene	µg/L	0.19	0.19	0.14	0.14	0.14	0.14	0.14	0.14	0.14
1,2-Dichloropropane	µg/L	0.15	0.15	0.16	0.16	0.16	0.16	0.16	0.16	0.16
Bromoform	µg/L	0.20	0.20	0.33	0.33	0.33	0.33	0.24	0.24	0.24
Chloroform	µg/L	0.19	0.19	0.11	0.11	0.11	0.11	0.11	0.076	0.076
Chloromethane	µg/L	0.36	0.36	0.17	0.17	0.14	0.17	0.14	**0.15**[5]	0.14
cis-1,2-Dichloroethene	µg/L	0.11	NA	0.19	0.19	0.11	0.19	0.11	**0.13**	0.20
Dibromochloromethane	µg/L	0.19	0.19	0.14	0.14	0.12	0.14	0.12	**0.13**[5]	0.12
Dichlorodifluoromethane	µg/L	0.17	NA	0.20	0.20	0.17	0.20	0.17	**0.13**	0.17
Methyl t-butyl ether	µg/L	0.25	0.25	0.15	0.15	0.25	0.15	0.12	0.13	0.13
Methylene Chloride	µg/L	0.94	0.94	0.44	0.44	0.44	0.44	0.44	0.44	0.44
Napthalene	µg/L	0.30	0.30	0.30	0.30	0.30	0.30	0.30	0.30	0.30
Tetrachloroethene	µg/L	0.16	0.16	0.15	0.15	0.15	0.15	0.15	0.15	0.15
Toluene	µg/L	0.17	0.17	0.15	0.15	0.15	0.15	**0.29**[5]	0.12	0.12
Trichloroethene	µg/L	0.18	0.18	0.18	0.18	0.18	0.18	0.18	0.18	0.18
TIC: Pentane	µg/L	ND	ND	ND	ND	ND	ND	ND	ND	ND
SEMI-VOLATILE ORGANIC COMPOUNDS (EPA 8270): ND										
ORGANOCHLORINE PESTICIDES (EPA 8081): ND										
PCBs (EPA 8082): ND (AUGUST 2004)										
ORGANO-PHOSPHORUS PESTICIDES (EPA 8141): ND (AUGUST 2004)										
CHLORINATED HERBICIDES (EPA 8151): ND										
EXPLOSIVE RESIDUES (EPA 8330): ND (AUGUST 2004)										
NDMA (EPA 8270C-SIM): ND										

TABLE 68 (CONT'D)
HISTORICAL SUMMARY DATA - MONITORING WELL N-14 DEEP (4-INCH)
RIALTO GWTS PERCHLORATE AND VOC REMEDIATION

ANALYTE	UNITS	Feb 2007	May 2007	Aug 2007	Nov 2007	Jan 2008	May 2008	Jun 2008	Jul 2008	Aug 2008
GENERAL CHEMISTRY										
Anions (Total)	meq/L	NA	NA	NA	NA	NA	NA	NA	NA	NA
Bicarbonate	mg/L	50	38	45	54	52	8.1	NA	NA	200
Carbonate	mg/L	1.5	1.5	1.5	1.5	1.5	1.5	NA	NA	3.0
Chloride	mg/L	1.7	1.3	1.5	1.6	1.5	1.4	NA	NA	5.3
Hardness (as $CaCO_3$)	mg/L	27	19	22	27	29	10	NA	NA	170
Hydroxide	mg/L	0.81	0.81	0.81	0.81	0.81	0.81	NA	NA	1.6
MBAS	mg/L	0.20	0.11	0.23	0.14	0.21	0.30	NA	NA	0.078
Nitrate (as N)	mg/L	1.2	0.94	1.2	0.91	1.2	2.3	NA	NA	4.4
Perchlorate	mg/L	0.46	0.46	0.46	0.46	**1.4**	0.30	97	110	93
Phenolics	µg/L	NA	NA	NA	NA	NA	NA	NA	NA	NA
Sulfate	mg/L	5.0	3.7	4.3	5.5	4.9	2.9	NA	NA	14
Total Alkainity (as $CaCO_3$)	mg/L	41	31	37	45	43	6.7	NA	NA	170
Total Dissolved Solids	mg/L	74	28	63	27	76	26	NA	NA	230
FIELD PARAMETERS										
Oxygen (Dissolved)	mg/L	NA	NA	NA	NA	NA	NA	4.39	2.00	5.49
pH	Units	7.9	7.6	6.9	8.3	7.8	5.4	7.24	6.10	7.63
Specific Conductance	µmhos/cm	100	40	70	50	100	37	394	342	400
Temperature	°C	17.9	19.7	19.4	17.8	18.7	18.1	22.86	22.10	22.17
Turbidity	NTU	53.9	18.4	98.4	17.4	44.3	11.7	<5	10.5	<5
METALS										
Aluminum	mg/L	NA	NA	NA	NA	NA	NA	NA	NA	NA
Antimony	mg/L	NA	NA	NA	0.014	NA	NA	NA	NA	NA
Arsenic	mg/L	NA	NA	NA	0.020	NA	NA	NA	NA	NA
Barium	mg/L	NA	NA	NA	0.019	NA	NA	NA	NA	NA
Beryllium	mg/L	NA	NA	NA	0.00037	NA	NA	NA	NA	NA
Boron	mg/L	NA	NA	NA	NA	NA	NA	NA	NA	NA
Cadmium	mg/L	NA	NA	NA	0.0040	NA	NA	NA	NA	NA
Calcium	mg/L	9.9	6.8	8.3	9.6	10	3.6	NA	NA	56
Chromium VI	mg/L	NA	NA	NA	NA	NA	NA	NA	NA	NA
Chromium	mg/L	NA	NA	NA	0.0012	NA	NA	NA	NA	NA
Cobalt	mg/L	NA	NA	NA	0.0032	NA	NA	NA	NA	NA
Copper	mg/L	0.0018	**0.0042**	**0.0057**	**0.0035**	**0.0058**	**0.0031**	NA	NA	0.0014
Iron	mg/L	**0.021**	0.028	0.028	0.028	0.028	**0.0076**	NA	NA	0.0072
Lead	mg/L	NA	NA	NA	0.0041	NA	NA	NA	NA	NA
Lithium	mg/L	NA	NA	NA	NA	NA	NA	NA	NA	NA
Magnesium	mg/L	0.61	0.40	0.45	0.64	0.70	0.27	NA	NA	6.4
Manganese	mg/L	0.043	0.027	0.028	0.048	0.048	0.011	NA	NA	0.00068
Mercury	mg/L	NA	NA	NA	0.000022	NA	NA	NA	NA	NA
Molybdenum	mg/L	NA	NA	NA	0.0058	NA	NA	NA	NA	NA
Nickel	mg/L	NA	NA	NA	**0.0044**	NA	NA	NA	NA	NA
Potassium	mg/L	9.9	6.2	10	11	11	**0.92**	NA	NA	2.3
Selenium	mg/L	NA	NA	NA	**0.013**[b]	NA	NA	NA	NA	NA
Silica (total)	mg/L	NA	NA	NA	NA	NA	NA	NA	NA	NA
Silver	mg/L	NA	NA	NA	0.0019	NA	NA	NA	NA	NA
Sodium	mg/L	4.6	3.0	4.5	5.0	5.4	1.9	NA	NA	10
Strontium	mg/L	NA	NA	NA	NA	NA	NA	NA	NA	NA
Thallium	mg/L	NA	NA	NA	0.024	NA	NA	NA	NA	NA
Tin	mg/L	NA	NA	NA	NA	NA	NA	NA	NA	NA
Titanium	mg/L	NA	NA	NA	NA	NA	NA	NA	NA	NA
Vanadium	mg/L	NA	NA	NA	0.0030	NA	NA	NA	NA	NA
Zinc	mg/L	0.28	0.71	0.68	0.71	0.71	1.4	NA	NA	**0.0048**
VOLATILE ORGANIC COMPOUNDS										
1,1-Dichloroethane	µg/L	0.13	0.13	0.13	0.13	0.13	0.13	0.13	0.13	0.13
1,1-Dichloroethene	µg/L	0.21	0.21	0.21	0.21	0.21	0.21	0.21	0.21	0.21
1,2-Dichloropropane	µg/L	0.16	0.16	0.16	0.16	0.16	0.16	0.51	0.57	**0.48**
Bromoform	µg/L	0.24	0.24	0.24	0.24	0.24	0.24	0.24	0.24	0.24
Chloroform	µg/L	0.098	0.098	0.098	0.098	0.24	0.24	0.23	0.23	0.23
Chloromethane	µg/L	0.14	0.072	0.14	0.14	0.35	0.35	0.20	0.20	0.20
cis-1,2-Dichloroethene	µg/L	0.20	0.13	0.11	0.11	0.32	0.32	0.32	0.32	0.32
Dibromochloromethane	µg/L	0.12	0.12	0.12	0.12	0.23	0.23	0.23	0.23	0.23
Dichlorodifluoromethane	µg/L	0.17	0.085	0.17	0.11	0.34	0.34	0.22	0.22	0.22
Methyl t-butyl ether	µg/L	0.13	0.13	0.13	0.13	0.26	0.26	0.22	0.22	0.22
Methylene Chloride	µg/L	0.27	0.27	0.27	0.27	0.27	0.27	0.27	0.27	0.27
Napthalene	µg/L	0.30	0.30	0.30	0.30	0.30	0.30	1.6[b]	**0.31**	0.30
Tetrachloroethene	µg/L	0.15	0.15	0.15	0.15	0.28	0.13	0.13	0.13	0.13
Toluene	µg/L	0.12	0.12	0.12	0.12	0.24	0.24	0.12	0.12	0.12
Trichloroethene	µg/L	0.18	0.18	0.18	0.18	0.18	0.18	0.98	1.0	1.0
TIC: Pentane	µg/L	ND	ND	ND	ND	ND	ND	ND	ND	ND
SEMI-VOLATILE ORGANIC COMPOUNDS (EPA 8270): ND										
ORGANOCHLORINE PESTICIDES (EPA 8081): ND										
PCBs (EPA 8082): ND (AUGUST 2004)										
ORGANO-PHOSPHORUS PESTICIDES (EPA 8141): ND (AUGUST 2004)										
CHLORINATED HERBICIDES (EPA 8151): ND										
EXPLOSIVE RESIDUES (EPA 8330): ND (AUGUST 2004)										
NDMA (EPA 8270C-SIM): ND										

TABLE 68 (CONT'D)
HISTORICAL SUMMARY DATA - MONITORING WELL N-14 DEEP (4-INCH)
RIALTO GWTS PERCHLORATE AND VOC REMEDIATION

ANALYTE	UNITS	Sep 2008	Oct 2008	Nov 2008	Dec 2008	Jan 2009	Feb 2009	Mar 2009	Apr 2009	May 2009
GENERAL CHEMISTRY										
Anions (Total)	meq/L	NA	NA	NA	NA	NA	NA	NA	NA	NA
Bicarbonate	mg/L	NA	NA	200	NA	NA	190	NA	NA	190
Carbonate	mg/L	NA	NA	2.3	NA	NA	2.5	NA	NA	2.5
Chloride	mg/L	NA	NA	5.9	NA	NA	4.8	NA	NA	5.8
Hardness (as $CaCO_3$)	mg/L	NA	NA	170	NA	NA	170	NA	NA	180
Hydroxide	mg/L	NA	NA	1.3	NA	NA	1.4	NA	NA	1.4
MBAS	mg/L	NA	NA	0.039	NA	NA	0.039	NA	NA	NA
Nitrate (as N)	mg/L	NA	NA	4.4	NA	NA	4.5	NA	NA	4.3
Perchlorate	µg/L	230[b]	92	83	76	78.0	70	77	59	67
Phenolics	µg/L	NA	NA	NA	NA	NA	NA	NA	NA	NA
Sulfate	mg/L	NA	NA	14	NA	NA	15	NA	NA	14
Total Alkainity (as $CaCO_3$)	mg/L	NA	NA	160	NA	NA	160	NA	NA	160
Total Dissolved Solids	mg/L	NA	NA	240	NA	NA	240	NA	NA	240
FIELD PARAMETERS										
Oxygen (Dissolved)	mg/L	2.50	4.79	2.93	6.00	8.12	4.88	9.59	10.15	5.59
pH	Units	7.40	7.45	7.66	7.76	7.56	7.62	7.4	7.4	7.73
Specific Conductance	µmhos/cm	341	390	380	352	422	377	351	346	403
Temperature	°C	23.30	21.45	21.25	21.67	21.6	21.12	22.5	21.6	21.57
Turbidity	NTU	9.3	<5	<5	<5	<5	<5	<5	<5	<5
METALS										
Aluminum	mg/L	NA	NA	NA	NA	NA	NA	NA	NA	NA
Antimony	mg/L	NA	NA	NA	NA	NA	0.0099	NA	NA	NA
Arsenic	mg/L	NA	NA	NA	NA	NA	**0.013**	NA	NA	NA
Barium	mg/L	NA	NA	NA	NA	NA	0.028	NA	NA	NA
Beryllium	mg/L	NA	NA	NA	NA	NA	0.00061	NA	NA	NA
Boron	mg/L	NA	NA	NA	NA	NA	NA	NA	NA	NA
Cadmium	mg/L	NA	NA	NA	NA	NA	0.00090	NA	NA	NA
Calcium	mg/L	NA	NA	56	NA	NA	58	NA	NA	59
Chromium VI	mg/L	NA	NA	NA	NA	NA	NA	NA	NA	NA
Chromium	mg/L	NA	NA	NA	NA	NA	0.00092	NA	NA	NA
Cobalt	mg/L	NA	NA	NA	NA	NA	0.0043	NA	NA	NA
Copper	mg/L	NA	NA	0.0014	NA	NA	**0.0014**	NA	NA	**0.0026**
Iron	mg/L	NA	NA	0.0072	NA	NA	0.0072	NA	NA	0.0072
Lead	mg/L	NA	NA	NA	NA	NA	0.012	NA	NA	NA
Lithium	mg/L	NA	NA	NA	NA	NA	NA	NA	NA	NA
Magnesium	mg/L	NA	NA	6.4	NA	NA	6.6	NA	NA	6.7
Manganese	mg/L	NA	NA	0.00068	NA	NA	0.00068	NA	NA	0.00068
Mercury	mg/L	NA	NA	NA	NA	NA	**0.000018**	NA	NA	NA
Molybdenum	mg/L	NA	NA	NA	NA	NA	**0.0035**	NA	NA	NA
Nickel	mg/L	NA	NA	NA	NA	NA	0.0019	NA	NA	NA
Potassium	mg/L	NA	NA	2.3	NA	NA	2.5	NA	NA	2.5
Selenium	mg/L	NA	NA	NA	NA	NA	0.012	NA	NA	NA
Silica (total)	mg/L	NA	NA	NA	NA	NA	NA	NA	NA	NA
Silver	mg/L	NA	NA	NA	NA	NA	0.0025	NA	NA	NA
Sodium	mg/L	NA	NA	11	NA	NA	11	NA	NA	12
Strontium	mg/L	NA	NA	NA	NA	NA	NA	NA	NA	NA
Thallium	mg/L	NA	NA	NA	NA	NA	0.016	NA	NA	NA
Tin	mg/L	NA	NA	NA	NA	NA	NA	NA	NA	NA
Titanium	mg/L	NA	NA	NA	NA	NA	NA	NA	NA	NA
Vanadium	mg/L	NA	NA	NA	NA	NA	**0.0041**	NA	NA	NA
Zinc	mg/L	NA	NA	**0.0044**	NA	NA	0.0032	NA	NA	**0.0036**
VOLATILE ORGANIC COMPOUNDS										
1,1-Dichloroethane	µg/L	0.13	0.13	0.13	**0.14**	0.13	0.13	0.13	0.13	0.13
1,1-Dichloroethene	µg/L	0.21	0.15	0.15	0.15	0.16	0.16	0.16	0.16	0.16
1,2-Dichloropropane	µg/L	0.60	0.56	0.56	0.70	0.58	0.53	0.51	**0.41**	**0.43**
Bromoform	µg/L	0.24	0.24	0.24	0.24	0.24	0.24	0.24	0.24	0.24
Chloroform	µg/L	0.23	0.23	0.23	0.23	0.23	0.23	0.23	0.23	0.23
Chloromethane	µg/L	0.20	0.20	0.20	0.20	0.20	0.20	0.20	0.20	0.20
cis-1,2-Dichloroethene	µg/L	0.32	0.32	0.32	0.32	0.32	0.32	0.32	0.32	0.32
Dibromochloromethane	µg/L	0.23	0.23	0.23	0.23	0.23	0.23	0.23	0.23	0.23
Dichlorodifluoromethane	µg/L	0.22	0.22	0.22	0.22	0.22	0.22	0.22	0.22	0.22
Methyl t-butyl ether	µg/L	0.22	0.22	0.22	0.22	0.22	0.22	0.22	0.22	0.22
Methylene Chloride	µg/L	0.27	0.27	0.27	0.27	0.27	**0.50**	0.27	0.27	0.27
Napthalene	µg/L	0.30	0.30	0.30	0.30	0.30	0.30	0.30	0.30	0.30
Tetrachloroethene	µg/L	0.13	0.13	0.13	0.13	0.13	0.13	0.13	0.13	0.13
Toluene	µg/L	0.12	0.12	0.12	0.12	0.12	0.12	0.12	0.12	0.12
Trichloroethene	µg/L	1.1	1.2	1.3	1.8	1.6	1.9	1.7	1.9	1.9
TIC: Pentane	µg/L	ND	ND	ND	ND	ND	ND	ND	ND	ND
SEMI-VOLATILE ORGANIC COMPOUNDS (EPA 8270): ND										
ORGANOCHLORINE PESTICIDES (EPA 8081): ND										
PCBs (EPA 8082): ND										
ORGANO-PHOSPHORUS PESTICIDES (EPA 8141): ND										
CHLORINATED HERBICIDES (EPA 8151): ND										
EXPLOSIVE RESIDUES (EPA 8330): ND (AUGUST 2004)										
NDMA (EPA 8270C-SIM): ND										

TABLE 68 (CONT'D)
HISTORICAL SUMMARY DATA - MONITORING WELL N-14 DEEP (4-INCH)
RIALTO GWTS PERCHLORATE AND VOC REMEDIATION

ANALYTE	UNITS	Jun 2009	Jul 2009	Aug 2009	Sep 2009	Oct 2009	Nov 2009	Dec 2009	Feb 2010	May 2010
GENERAL CHEMISTRY										
Anions (Total)	meq/L	NA	NA	NA	NA	NA	NA	NA	NA	NA
Bicarbonate	mg/L	NA	NA	200	NA	NA	190	NA	120	NA
Carbonate	mg/L	NA	NA	2.5	NA	NA	2.5	NA	2.5	NA
Chloride	mg/L	NA	NA	4.9	NA	NA	4.4	NA	2.9	NA
Hardness (as $CaCO_3$)	mg/L	NA	NA	180	NA	NA	180	NA	110	NA
Hydroxide	mg/L	NA	NA	1.4	NA	NA	1.4	NA	1.4	NA
MBAS	mg/L	NA	NA	NA	NA	NA	NA	NA	NA	NA
Nitrate (as N)	mg/L	NA	NA	4.4	NA	NA	4.3	NA	2.8	NA
Perchlorate	µg/L	68	55	59	49	46	39	41	26	26
Phenolics	µg/L	NA	NA	NA	NA	NA	NA	NA	NA	NA
Sulfate	mg/L	NA	NA	15	NA	NA	15	NA	10	NA
Total Alkainity (as $CaCO_3$)	mg/L	NA	NA	160	NA	NA	160	NA	98	NA
Total Dissolved Solids	mg/L	NA	NA	240	NA	NA	240	NA	180	NA
FIELD PARAMETERS										
Oxygen (Dissolved)	mg/L	8.42	7.28	6.58	6.11	5.54	8.11	8.51	6.14	8.06
pH	Units	7.69	7.30	8.30	7.72	7.65	7.27	6.42	6.56	7.54
Specific Conductance	µmhos/cm	384	380	391	413	416	402	401	269	390
Temperature	°C	22.18	23.20	23.7	21.2	21.8	22.75	22.80	20.3	23.39
Turbidity	NTU	<5	<5	<5	<5	<5	<5	<5	13.7	<5
METALS										
Aluminum	mg/L	NA	NA	NA	NA	NA	NA	NA	NA	NA
Antimony	mg/L	NA	NA	NA	NA	NA	0.034	NA	NA	NA
Arsenic	mg/L	NA	NA	NA	NA	NA	0.019	NA	NA	NA
Barium	mg/L	NA	NA	NA	NA	NA	0.029	NA	NA	NA
Beryllium	mg/L	NA	NA	NA	NA	NA	0.0011	NA	NA	NA
Boron	mg/L	NA	NA	NA	NA	NA	NA	NA	NA	NA
Cadmium	mg/L	NA	NA	NA	NA	NA	0.00060	NA	NA	NA
Calcium	mg/L	NA	NA	61	NA	NA	59	NA	36	NA
Chromium VI	mg/L	NA	NA	NA	NA	NA	NA	NA	NA	NA
Chromium	mg/L	NA	NA	NA	NA	NA	0.00086	NA	NA	NA
Cobalt	mg/L	NA	NA	NA	NA	NA	0.0037	NA	NA	NA
Copper	mg/L	NA	NA	0.0015	NA	NA	0.0015	NA	**0.0016**	NA
Iron	mg/L	NA	NA	0.0093	NA	NA	0.0093	NA	0.0093	NA
Lead	mg/L	NA	NA	NA	NA	NA	0.012	NA	NA	NA
Lithium	mg/L	NA	NA	NA	NA	NA	NA	NA	NA	NA
Magnesium	mg/L	NA	NA	6.8	NA	NA	6.8	NA	4.0	NA
Manganese	mg/L	NA	NA	0.0025	NA	NA	0.0025	NA	0.012	NA
Mercury	mg/L	NA	NA	NA	NA	NA	**0.000025**	NA	NA	NA
Molybdenum	mg/L	NA	NA	NA	NA	NA	0.0050	NA	NA	NA
Nickel	mg/L	NA	NA	NA	NA	NA	0.0015	NA	NA	NA
Potassium	mg/L	NA	NA	2.5	NA	NA	2.6	NA	2.0	NA
Selenium	mg/L	NA	NA	NA	NA	NA	0.025	NA	NA	NA
Silica (total)	mg/L	NA	NA	NA	NA	NA	NA	NA	NA	NA
Silver	mg/L	NA	NA	NA	NA	NA	0.0018	NA	NA	NA
Sodium	mg/L	NA	NA	12	NA	NA	12	NA	7.9	NA
Strontium	mg/L	NA	NA	NA	NA	NA	NA	NA	NA	NA
Thallium	mg/L	NA	NA	NA	NA	NA	0.021	NA	NA	NA
Tin	mg/L	NA	NA	NA	NA	NA	NA	NA	NA	NA
Titanium	mg/L	NA	NA	NA	NA	NA	NA	NA	NA	NA
Vanadium	mg/L	NA	NA	NA	NA	NA	**0.0037**	NA	NA	NA
Zinc	mg/L	NA	NA	0.0023	NA	NA	0.0023	NA	0.450	NA
VOLATILE ORGANIC COMPOUNDS										
1,1-Dichloroethane	µg/L	0.13	0.13	0.13	0.13	0.13	0.081	0.081	0.081	0.081
1,1-Dichloroethene	µg/L	0.29	0.23	0.23	0.23	0.23	0.16	**0.20**	0.12	0.12
1,2-Dichloropropane	µg/L	0.51	0.57	**0.46**	**0.46**	**0.44**	**0.40**	**0.46**	0.12	**0.23**
Bromoform	µg/L	0.24	0.24	0.24	0.96[6]	**0.3**[6]	0.23	0.23	0.23	0.23
Chloroform	µg/L	0.23	0.23	0.23	0.23	0.23	0.23	**0.20**	0.072	0.072
Chloromethane	µg/L	0.20	0.20	0.20	0.20	0.20	0.11	0.11	0.11	0.11
cis-1,2-Dichloroethene	µg/L	0.32	0.32	0.32	0.32	0.32	0.11	0.11	0.11	0.11
Dibromochloromethane	µg/L	0.23	0.23	0.23	0.23	0.23	0.077	0.077	0.077	0.077
Dichlorodifluoromethane	µg/L	0.22	0.21	0.21	0.21	0.21	0.11	0.11	0.11	0.11
Methyl t-butyl ether	µg/L	0.22	0.22	0.22	0.22	0.22	0.11	0.11	0.11	0.11
Methylene Chloride	µg/L	0.27	0.28	0.28	0.28	0.28	0.28	0.28	0.28	0.28
Napthalene	µg/L	0.30	0.30	0.30	0.30	0.30	0.36	0.36	0.36	0.36
Tetrachloroethene	µg/L	0.13	0.13	0.13	0.13	0.13	0.13	0.13	0.13	0.13
Toluene	µg/L	0.12	0.12	0.12	0.12	0.12	0.093	0.093	0.093	0.093
Trichloroethene	µg/L	2.3	2.8	2.6	3.2	2.7	2.7	2.8	2.0	1.8
TIC: Pentane	µg/L	ND	ND	ND	ND	ND	ND	ND	ND	ND
SEMI-VOLATILE ORGANIC COMPOUNDS (EPA 8270): ND										
ORGANOCHLORINE PESTICIDES (EPA 8081): ND										
PCBs (EPA 8082): ND										
ORGANO-PHOSPHORUS PESTICIDES (EPA 8141): ND										
CHLORINATED HERBICIDES (EPA 8151): ND										
EXPLOSIVE RESIDUES (EPA 8330): ND										
NDMA (EPA 8270C-SIM): ND										

TABLE 68 (CONT'D)
HISTORICAL SUMMARY DATA - MONITORING WELL N-14 DEEP (4-INCH)
RIALTO GWTS PERCHLORATE AND VOC REMEDIATION

ANALYTE	UNITS	Aug 2010	Retest Sep 2010	Nov 2010	Feb 2011	May 2011	Aug 2011	Nov 2011	Jan 2012	Jun 2012
GENERAL CHEMISTRY										
Anions (Total)	meq/L	NA	NA	NA	NA	NA	NA	NA	NA	NA
Bicarbonate	mg/L	NA	NA	NA	NA	NA	NA	NA	NA	NA
Carbonate	mg/L	NA	NA	NA	NA	NA	NA	NA	NA	NA
Chloride	mg/L	4.4	NA	4.3	4.6	4.4	4.6	5.0	4.8	NA
Hardness (as $CaCO_3$)	mg/L	160	NA	170	170	170	180	170	180	NA
Hydroxide	mg/L	1.4	NA	1.4	1.4	1.4	1.4	1.4	1.4	NA
MBAS	mg/L	0.078	0.039	0.039	0.039	0.039	0.039	0.039	0.039	NA
Nitrate (as N)	mg/L	4.2	NA	4.4	4.8	4.9	5.1	4.8	4.9	NA
Perchlorate	µg/L	23	NA	29	36	32	40	38	47	0.81
Phenolics	µg/L	NA	NA	NA	**7.2**	4.9	4.9	**5.7**	4.9	NA
Sulfate	mg/L	14	NA	16	15	15	16	16	16	NA
Total Alkainity (as $CaCO_3$)	mg/L	140	NA	150	150	150	150	150	150	NA
Total Dissolved Solids	mg/L	220	NA	250	240	250	280	250	230	NA
FIELD PARAMETERS										
Oxygen (Dissolved)	mg/L	8.58	5.80	7.08	5.29	5.67	5.45	7.58	6.29	7.40
pH	Units	7.50	7.60	7.06	6.93	7.09	7.55	7.63	7.58	5.33
Specific Conductance	µmhos/cm	361	409	381	379	393	392	386	401	73
Temperature	°C	22.19	22.93	21.49	22.88	23.79	24.62	23.48	21.05	20.15
Turbidity	NTU	6.4	<5	<5	<5	0.0	<5	<5	<5	<5
METALS										
Aluminum	mg/L	NA	NA	NA	NA	NA	NA	NA	NA	NA
Antimony	mg/L	0.010	NA	0.010	0.010	0.010	0.010	0.010	0.010	NA
Arsenic	mg/L	0.0075	NA	0.0075	0.0075	0.0075	0.0075	0.0075	**0.0087**	NA
Barium	mg/L	0.026	NA	0.028	0.027	0.027	0.028	0.029	0.028	NA
Beryllium	mg/L	0.0010	NA	0.0010	0.0010	0.0010	0.0010	0.0010	0.0010	NA
Boron	mg/L	NA	NA	NA	NA	NA	NA	NA	NA	NA
Cadmium	mg/L	0.0010	NA	0.0010	0.0010	0.0010	0.0010	0.0010	0.0010	NA
Calcium	mg/L	54	NA	58	56	57	59	59	60	NA
Chromium VI	mg/L	NA	NA	NA	NA	NA	NA	NA	NA	NA
Chromium	mg/L	**0.0024**	NA	**0.0022**	**0.0017**	**0.0014**	0.0010	**0.0011**	**0.0010**	NA
Cobalt	mg/L	0.0050	NA	0.0050	0.0050	0.0050	0.0050	0.0050	0.0050	NA
Copper	mg/L	0.0023	NA	0.0023	0.0023	0.0023	0.0023	0.0023	0.0023	NA
Iron	mg/L	NA	NA	NA	NA	NA	NA	NA	NA	NA
Lead	mg/L	0.0050	NA	**0.0052**	0.0050	0.0050	0.0050	0.0050	0.0050	NA
Lithium	mg/L	NA	NA	NA	NA	NA	NA	NA	NA	NA
Magnesium	mg/L	6.4	NA	6.7	6.3	6.4	6.7	6.7	6.8	NA
Manganese	mg/L	NA	NA	NA	NA	NA	NA	NA	NA	NA
Mercury	mg/L	0.000017	NA	**0.000018**	0.000017	0.000017	0.000017	0.000017	0.000017	NA
Molybdenum	mg/L	**0.0083**	NA	**0.0081**	**0.0068**	**0.0060**	**0.0059**	0.0050	**0.0057**	NA
Nickel	mg/L	0.0012	NA	0.0012	0.0012	0.0012	0.0012	0.0012	0.0012	NA
Potassium	mg/L	NA	NA	NA	NA	NA	NA	NA	NA	NA
Selenium	mg/L	0.011	NA	0.011	0.011	0.011	0.011	0.011	0.011	NA
Silica (total)	mg/L	NA	NA	NA	NA	NA	NA	NA	NA	NA
Silver	mg/L	0.0011	NA	0.0011	0.0011	0.0011	0.0011	0.0011	0.0011	NA
Sodium	mg/L	NA	NA	NA	NA	NA	NA	NA	NA	NA
Strontium	mg/L	NA	NA	NA	NA	NA	NA	NA	NA	NA
Thallium	mg/L	0.015	NA	0.015	0.015	0.015	0.015	0.015	0.015	NA
Tin	mg/L	NA	NA	NA	NA	NA	NA	NA	NA	NA
Titanium	mg/L	NA	NA	NA	NA	NA	NA	NA	NA	NA
Vanadium	mg/L	**0.0049**	NA	**0.0043**	**0.0036**	**0.0035**	**0.0036**	**0.0029**	**0.0039**	NA
Zinc	mg/L	0.029	NA	0.0059	0.0059	0.0059	**0.0063**	0.0059	0.0059	NA
VOLATILE ORGANIC COMPOUNDS										
1,1-Dichloroethane	µg/L	0.11	NA	0.11	0.11	0.11	0.11	0.11	0.11	0.11
1,1-Dichloroethene	µg/L	0.18	NA	0.18	0.18	0.18	0.18	**0.23**	**0.34**	0.18
1,2-Dichloropropane	µg/L	**0.20**	NA	**0.22**	**0.22**	**0.34**	**0.40**	**0.43**	0.50	0.13
Bromoform	µg/L	0.27	NA	0.27	0.27	0.27	0.27	0.27	0.27	0.27
Chloroform	µg/L	**0.13**	NA	0.12	**0.15**	**0.18**	**0.21**	0.12	**0.16**	0.12
Chloromethane	µg/L	0.14	NA	0.14	0.14	0.14	0.14	0.14	0.14	0.14
cis-1,2-Dichloroethene	µg/L	0.085	NA	0.085	0.085	0.085	0.085	0.085	0.085	0.085
Dibromochloromethane	µg/L	0.13	NA	0.13	0.13	0.13	0.13	0.13	0.13	0.13
Dichlorodifluoromethane	µg/L	0.099	NA	0.099	0.099	0.099	0.099	0.099	0.099	0.099
Methyl t-butyl ether	µg/L	0.11	NA	0.11	0.11	0.11	0.11	0.11	0.11	0.11
Methylene Chloride	µg/L	0.48	NA	0.48	0.48	0.48	0.48	0.48	0.48	0.48
Napthalene	µg/L	0.36	NA	0.36	0.36	0.36	0.36	0.36	0.36	0.36
Tetrachloroethene	µg/L	0.13	NA	**0.15**	0.13	**0.14**	**0.23**	**0.17**	**0.23**	0.13
Toluene	µg/L	0.093	NA	0.093	0.093	0.093	0.093	0.093	0.093	0.093
Trichloroethene	µg/L	2.1	NA	2.0	2.5	2.4	3.1	3.2	3.8	0.085
TIC: Pentane	µg/L	ND	ND	ND	ND	ND	ND	ND	ND	ND
SEMI-VOLATILE ORGANIC COMPOUNDS (EPA 8270): ND										
ORGANOCHLORINE PESTICIDES (EPA 8081): ND										
PCBs (EPA 8082): ND										
ORGANO-PHOSPHORUS PESTICIDES (EPA 8141): ND										
CHLORINATED HERBICIDES (EPA 8151): ND										
EXPLOSIVE RESIDUES (EPA 8330): ND										
NDMA (EPA 8270C-SIM): ND										

TABLE 68 (CONT'D)
HISTORICAL SUMMARY DATA - MONITORING WELL N-14 DEEP (4-INCH)
RIALTO GWTS PERCHLORATE AND VOC REMEDIATION

ANALYTE	UNITS	Aug 2012	Oct 18 2012	Oct 31 2012	Oct 31 2012	Nov 12 2012	Nov 15 2012	Feb 2013	May 2013	Aug 2013
GENERAL CHEMISTRY										
Anions (Total)	meq/L	NA	NA	NA	NA	NA	NA	NA	NA	NA
Bicarbonate	mg/L	NA	NA	NA	16	NA	NA	NA	NA	NA
Carbonate	mg/L	NA	NA	NA	1.7	NA	NA	NA	NA	NA
Chloride	mg/L	1.4	1.4	4.6	3.1	NA	NA	0.51	NA	1.6
Hardness (as $CaCO_3$)	mg/L	10	11	10	10	NA	NA	9.4	NA	5.6
Hydroxide	mg/L	1.4	1.4	1.4	1.7	NA	NA	1.4	NA	1.4
MBAS	mg/L	0.10	0.11	**0.16**	0.03	NA	NA	0.20	NA	**0.030**
Nitrate (as N)	mg/L	0.29	0.25	2.8	**0.90**	NA	NA	1.1	NA	1.5
Perchlorate	µg/L	0.81	0.81	0.81	2.3	0.81	0.81	0.81	NA	0.81
Phenolics	µg/L	4.9	4.9	4.9	0.016	NA	4.9	**3.0**	NA	6.3
Sulfate	mg/L	2.6	2.5	14	3.0	NA	NA	1.8	NA	1.3
Total Alkainity (as $CaCO_3$)	mg/L	12	12	14	13	NA	NA	9.0	NA	6.5
Total Dissolved Solids	mg/L	6.7	23	23	18	NA	NA	21	NA	31
FIELD PARAMETERS										
Oxygen (Dissolved)	mg/L	6.01	1.50	0.31	0.31	1.49	NA	2.54	5.94	1.10
pH	Units	7.40	5.68	5.54	5.54	4.82	NA	5.47	5.42	5.15
Specific Conductance	µmhos/cm	57	42	46	46	51	NA	55	39	36
Temperature	°C	27.70	22.62	20.92	20.92	22.18	NA	18.08	22.42	21.83
Turbidity	NTU	<5	<5	<5	<5	8.3	NA	5.5	8.0	<5
METALS										
Aluminum	mg/L	NA	NA	NA	NA	NA	NA	NA	NA	NA
Antimony	mg/L	0.010	0.010	0.010	**0.0016**	NA	NA	0.0049	NA	0.0049
Arsenic	mg/L	0.0075	0.0075	0.0075	0.0012	NA	NA	0.0092	NA	0.0092
Barium	mg/L	**0.0097**	0.012	**0.0088**	**0.007**	NA	NA	**0.0067**	NA	**0.0076**
Beryllium	mg/L	0.0010	0.0010	0.0010	0.00026	NA	NA	0.00050	NA	0.00050
Boron	mg/L	NA	NA	NA	NA	NA	NA	NA	NA	NA
Cadmium	mg/L	**0.0018**	**0.0013**	**0.0020**	0.0012	NA	NA	**0.0015**	NA	**0.0020**
Calcium	mg/L	3.5	3.8	3.5	3.5	NA	NA	3.4	NA	2.0
Chromium VI	mg/L	NA	NA	NA	NA	NA	NA	NA	NA	NA
Chromium	mg/L	0.0010	0.0010	0.0010	0.0019	NA	NA	0.0010	NA	0.0010
Cobalt	mg/L	0.0050	0.0050	0.0050	**0.00036**	NA	NA	0.0011	NA	0.0011
Copper	mg/L	**0.0042**	**0.0040**	**0.0052**	**0.0038**	NA	NA	**0.0023**	NA	**0.0021**
Iron	mg/L	NA	NA	NA	NA	NA	NA	NA	NA	NA
Lead	mg/L	0.0050	0.0050	0.0050	**0.00048**	NA	NA	**0.0058**	NA	0.0035
Lithium	mg/L	NA	NA	NA	NA	NA	NA	NA	NA	NA
Magnesium	mg/L	0.34	0.36	0.37	0.50	NA	NA	0.23	NA	0.19
Manganese	mg/L	NA	NA	NA	NA	NA	NA	NA	NA	NA
Mercury	mg/L	0.000030	0.000030	0.000030	0.000033	NA	NA	0.000024	NA	0.000024
Molybdenum	mg/L	0.0050	0.0050	0.0050	**0.00060**	NA	NA	0.0014	NA	0.0014
Nickel	mg/L	**0.0020**	**0.0023**	0.0010	**0.0022**	NA	NA	**0.0024**	NA	0.0024
Potassium	mg/L	**0.72**	1.0	1.2	1.1	NA	NA	**0.55**	NA	1.4
Selenium	mg/L	0.011	0.011	0.011	0.0014	NA	NA	0.015	NA	0.015
Silica (total)	mg/L	NA	NA	NA	NA	NA	NA	NA	NA	NA
Silver	mg/L	0.0011	0.0011	0.0011	0.00022	NA	NA	0.0012	NA	0.0012
Sodium	mg/L	1.4	1.8	1.8	1.6	NA	NA	0.90	NA	1.7
Strontium	mg/L	NA	NA	NA	NA	NA	NA	NA	NA	NA
Thallium	mg/L	0.015	0.015	0.015	0.0002	NA	NA	0.010	NA	0.010
Tin	mg/L	NA	NA	NA	NA	NA	NA	NA	NA	NA
Titanium	mg/L	NA	NA	NA	NA	NA	NA	NA	NA	NA
Vanadium	mg/L	**0.0015**	**0.0022**	0.0010	0.0041	NA	NA	0.0022	NA	0.0022
Zinc	mg/L	0.95000	1.10000	0.96	0.91	NA	NA	2.0[(b)]	NA	1.6[(b)]
VOLATILE ORGANIC COMPOUNDS										
1,1-Dichloroethane	µg/L	0.11	0.11	0.11	0.098	0.11	0.11	0.11	0.11	0.11
1,1-Dichloroethene	µg/L	0.18	0.18	0.18	0.12	0.18	0.18	0.18	0.18	0.18
1,2-Dichloropropane	µg/L	0.13	0.13	0.13	0.22	0.13	0.13	0.13	0.13	0.13
Bromoform	µg/L	0.27	0.27	0.27	0.5	0.27	0.27	0.27	0.27	0.27
Chloroform	µg/L	0.12	0.12	0.12	0.46	0.12	0.12	0.12	0.12	0.12
Chloromethane	µg/L	0.14	0.14	0.14	0.36	0.14	0.14	0.14	0.14	0.14
cis-1,2-Dichloroethene	µg/L	0.085	0.085	0.085	0.18	0.085	0.085	0.085	0.085	0.085
Dibromochloromethane	µg/L	0.13	0.13	0.13	0.37	0.13	0.13	0.13	0.13	0.13
Dichlorodifluoromethane	µg/L	0.099	0.099	0.099	0.18	0.099	0.099	0.099	0.099	0.099
Methyl t-butyl ether	µg/L	0.11	0.11	0.11	0.43	0.11	0.11	0.11	0.11	0.11
Methylene Chloride	µg/L	0.48	0.48	0.48	0.15	0.48	0.48	0.48	0.48	0.48
Napthalene	µg/L	0.36	0.36	0.36	0.44	0.36	0.36	0.36	0.36	0.36
Tetrachloroethene	µg/L	0.13	0.13	0.13	0.23	0.13	0.13	0.13	0.13	0.13
Toluene	µg/L	0.093	0.093	0.093	0.1	0.093	0.093	0.093	0.093	0.093
Trichloroethene	µg/L	0.085	0.085	0.085	0.25	0.085	0.085	0.085	0.085	0.085
TIC: Pentane	µg/L	ND	ND	ND	ND	ND	ND	ND	ND	ND
SEMI-VOLATILE ORGANIC COMPOUNDS (EPA 8270): ND										
ORGANOCHLORINE PESTICIDES (EPA 8081): ND										
PCBs (EPA 8082): ND										
ORGANO-PHOSPHORUS PESTICIDES (EPA 8141): ND										
CHLORINATED HERBICIDES (EPA 8151): ND										
EXPLOSIVE RESIDUES (EPA 8330): ND										
NDMA (EPA 8270C-SIM): ND										

TABLE 68 (CONT'D)
HISTORICAL SUMMARY DATA - MONITORING WELL N-14 DEEP (4-INCH)
RIALTO GWTS PERCHLORATE AND VOC REMEDIATION

ANALYTE	UNITS	Oct 2013	Nov 2013	Feb 2014	May 2014	Aug 2014	Nov 2014	Feb 2015	Mar 2015
GENERAL CHEMISTRY									
Anions (Total)	meq/L	NA	NA	NA	NA	NA	NA	NA	NA
Bicarbonate	mg/L	NA	NA	NA	NA	NA	NA	NA	NA
Carbonate	mg/L	NA	NA	NA	NA	NA	NA	NA	NA
Chloride	mg/L	NA	1.5	1.4	NA	1.2	NA	1.2	NA
Hardness (as $CaCO_3$)	mg/L	NA	6.1	8.2	NA	11	NA	11	NA
Hydroxide	mg/L	NA	1.4	1.4	NA	1.4	NA	1.4	NA
MBAS	mg/L	NA	**0.033**	**0.048**	NA	**0.16**	NA	0.16	NA
Nitrate (as N)	mg/L	NA	1.3	1.3	NA	0.67	NA	0.018	NA
Perchlorate	µg/L	0.81	0.81	0.45	0.45	1.3	**1.3**	1.3	1.3
Phenolics	µg/L	NA	NA	NA	NA	NA	NA	NA	NA
Sulfate	mg/L	NA	1.4	1.7	NA	1.6	NA	2.2	NA
Total Alkainity (as $CaCO_3$)	mg/L	NA	8.1	9.1	NA	14	NA	21	NA
Total Dissolved Solids	mg/L	NA	19	25	NA	28	NA	87	NA
FIELD PARAMETERS									
Oxygen (Dissolved)	mg/L	0.94	1.08	0.88	0.49	2.58	0.58	0.65	0.85
pH	Units	5.14	5.35	5.95	5.06	6.01	6.05	5.99	4.78
Specific Conductance	µmhos/cm	39	31	34	18	36	45	169	133
Temperature	°C	22.11	23.41	21.49	23.08	26.37	22.92	23.75	23.76
Turbidity	NTU	<5	<5	0.6	2.5	8.5	0.4	0.0	0.0
METALS									
Aluminum	mg/L	NA	NA	NA	NA	NA	NA	NA	NA
Antimony	mg/L	NA	0.0049	0.0049	NA	**0.0070**	NA	0.0049	NA
Arsenic	mg/L	NA	0.0092	0.0092	NA	0.0092	NA	0.0092	NA
Barium	mg/L	NA	0.012	**0.0097**	NA	0.010	NA	0.013	NA
Beryllium	mg/L	NA	0.00050	0.00050	NA	0.00050	NA	0.00050	NA
Boron	mg/L	NA	NA	NA	NA	NA	NA	NA	NA
Cadmium	mg/L	NA	**0.0028**	**0.0019**	NA	**0.0054**	NA	**0.0048**	NA
Calcium	mg/L	NA	2.1	2.9	NA	3.7	NA	3.8	NA
Chromium VI	mg/L	NA	NA	NA	NA	NA	NA	NA	NA
Chromium	mg/L	NA	0.0010	0.0010	NA	0.0010	NA	0.0010	NA
Cobalt	mg/L	NA	0.0011	0.0011	NA	0.0011	NA	0.0011	NA
Copper	mg/L	NA	**0.0023**	**0.0061**[5]	NA	**0.0078**	NA	**0.0025**	NA
Iron	mg/L	NA	NA	NA	NA	NA	NA	NA	NA
Lead	mg/L	NA	0.0035	0.0035	NA	0.0035	NA	0.0035	NA
Lithium	mg/L	NA	NA	NA	NA	NA	NA	NA	NA
Magnesium	mg/L	NA	0.18	0.25	NA	0.36	NA	0.34	NA
Manganese	mg/L	NA	NA	NA	NA	NA	NA	NA	NA
Mercury	mg/L	NA	0.000024	0.000024	NA	0.000033	NA	0.033	NA
Molybdenum	mg/L	NA	**0.0077**	0.0014	NA	**0.0022**	NA	1.4	NA
Nickel	mg/L	NA	**0.0047**	**0.0044**	NA	0.0024	NA	**0.0039**	NA
Potassium	mg/L	NA	1.6	2.0	NA	1.3	NA	2.0	NA
Selenium	mg/L	NA	**0.025**[b]	0.015	NA	0.015	NA	0.015	NA
Silica (total)	mg/L	NA	NA	NA	NA	NA	NA	NA	NA
Silver	mg/L	NA	**0.0032**	0.0012	NA	0.0012	NA	0.0012	NA
Sodium	mg/L	NA	1.7	1.8	NA	1.2	NA	1.4	NA
Strontium	mg/L	NA	NA	NA	NA	NA	NA	NA	NA
Thallium	mg/L	NA	0.010	0.010	NA	0.010	NA	0.010	NA
Tin	mg/L	NA	NA	NA	NA	NA	NA	NA	NA
Titanium	mg/L	NA	NA	NA	NA	NA	NA	NA	NA
Vanadium	mg/L	NA	**0.0086**[b]	0.0022	NA	0.0022	NA	0.0022	NA
Zinc	mg/L	NA	1.5	2.1	NA	0.550	NA	0.570	NA
VOLATILE ORGANIC COMPOUNDS									
1,1-Dichloroethane	µg/L	0.11	0.11	0.11	0.11	0.11	0.11	0.11	0.11
1,1-Dichloroethene	µg/L	0.18	0.18	0.18	0.18	0.18	0.18	0.18	0.18
1,2-Dichloropropane	µg/L	0.13	0.13	0.13	0.13	0.13	0.13	0.13	0.13
Bromoform	µg/L	0.27	0.27	0.27	0.27	0.27	0.27	0.27	0.27
Chloroform	µg/L	0.12	0.12	0.12	0.12	0.12	0.12	0.12	0.12
Chloromethane	µg/L	0.14	0.14	0.14	0.14	0.14	0.14	0.14	0.14
cis-1,2-Dichloroethene	µg/L	0.085	0.085	0.085	0.085	0.085	0.085	0.085	0.085
Dibromochloromethane	µg/L	0.13	0.13	0.13	0.13	0.13	0.13	0.13	0.13
Dichlorodifluoromethane	µg/L	0.099	0.099	0.099	0.099	0.099	0.099	0.099	0.099
Methyl t-butyl ether	µg/L	0.11	0.11	0.11	0.11	0.11	0.11	0.11	0.11
Methylene Chloride	µg/L	0.48	0.48	0.48	0.48	0.48	0.48	0.48	0.48
Napthalene	µg/L	0.36	0.36	0.36	0.36	0.36	0.36	0.36	0.36
Tetrachloroethene	µg/L	0.13	0.13	0.13	0.13	0.13	0.13	0.13	**0.18**
Toluene	µg/L	0.093	0.093	0.093	0.093	0.093	0.093	0.093	0.093
Trichloroethene	µg/L	0.085	0.085	0.085	0.085	0.085	0.085	0.085	0.085
TIC: Pentane	µg/L	ND	ND	ND	ND	ND	ND	ND	ND
SEMI-VOLATILE ORGANIC COMPOUNDS (EPA 8270): ND									
ORGANOCHLORINE PESTICIDES (EPA 8081): ND									
PCBs (EPA 8082): ND									
ORGANO-PHOSPHORUS PESTICIDES (EPA 8141): ND									
CHLORINATED HERBICIDES (EPA 8151): ND									
EXPLOSIVE RESIDUES (EPA 8330): ND									
NDMA (EPA 8270C-SIM): ND									

TABLE 68 (CONT'D)
HISTORICAL SUMMARY DATA - MONITORING WELL N-14 DEEP (4-INCH)
RIALTO GWTS PERCHLORATE AND VOC REMEDIATION

ANALYTE	UNITS	May 2015	Aug 2015	MED.	AVG.	STD. DEV.	MIN.	MAX.
GENERAL CHEMISTRY								
Anions (Total)	meq/L	NA	NA	4.16	4.16	0.0	4.16	4.16
Bicarbonate	mg/L	NA	NA	49.0	89.8	79.2	8.1	200
Carbonate	mg/L	NA	NA	NC	NC	NC	NC	NC
Chloride	mg/L	NA	NA	1.75	3.00	2.07	0.51	8.2
Hardness (as $CaCO_3$)	mg/L	NA	NA	24.0	75.7	76.8	5.6	180
Hydroxide	mg/L	NA	NA	NC	NC	NC	NC	NC
MBAS	mg/L	NA	NA	0.0780	0.104	0.0805	**0.030**	0.30
Nitrate (as N)	mg/L	NA	NA	1.25	2.66	3.22	0.018	19.3
Perchlorate	µg/L	1.3	1.3	1.35	25.7	32.8	0.11	110
Phenolics	µg/L	NA	NA	4.90	4.34	2.12	0.016	6.4
Sulfate	mg/L	NA	NA	4.30	7.88	6.26	**0.79**	18
Total Alkainity (as $CaCO_3$)	mg/L	NA	NA	38.0	73.3	66.9	6.5	170
Total Dissolved Solids	mg/L	NA	NA	68.5	118	104	6.7	280
FIELD PARAMETERS								
Oxygen (Dissolved)	mg/L	0.57	0.29	5.49	4.67	3.06	0.31	10.15
pH	Units	5.18	6.30	7.30	6.88	1.06	4.78	9.0
Specific Conductance	µmhos/cm	1390	90	269	242	216	18	1390
Temperature	°C	22.06	23.83	21.7	21.4	2.39	16.4	27.70
Turbidity	NTU	1.1	14.1	13.7	61.5	109	0.0	420
METALS								
Aluminum	mg/L	NA	NA	NC	NC	NC	NC	NC
Antimony	mg/L	NA	NA	NC	NC	NC	0.00014	**0.0070**
Arsenic	mg/L	NA	NA	NC	NC	NC	**0.00075**	**0.013**
Barium	mg/L	NA	NA	0.0160	0.516	2.55	**0.0029**	13
Beryllium	mg/L	NA	NA	NC	NC	NC	**0.000044**	**0.000044**
Boron	mg/L	NA	NA	0.0180	0.0252	0.0165	0.011	0.043
Cadmium	mg/L	NA	NA	NC	NC	NC	**0.00012**	**0.0054**
Calcium	mg/L	NA	NA	7.55	24.5	25.4	2.0	61
Chromium VI	mg/L	NA	NA	0.00195	0.00195	0.00122	0.00089	0.003
Chromium	mg/L	NA	NA	NC	NC	NC	0.00086	**0.0024**
Cobalt	mg/L	NA	NA	NC	NC	NC	**0.000050**	**0.00036**
Copper	mg/L	NA	NA	NC	NC	NC	**0.0012**	**0.0078**
Iron	mg/L	NA	NA	NC	NC	NC	0.0019	**0.024**
Lead	mg/L	NA	NA	NC	NC	NC	**0.000074**	**0.0058**
Lithium	mg/L	NA	NA	NC	NC	NC	NC	NC
Magnesium	mg/L	NA	NA	0.500	2.65	2.99	**0.14**	6.8
Manganese	mg/L	NA	NA	0.0120	0.0208	0.0226	**0.00013**	0.072
Mercury	mg/L	NA	NA	NC	NC	NC	0.000017	**0.000035**
Molybdenum	mg/L	NA	NA	NC	NC	NC	**0.00033**	**0.0083**
Nickel	mg/L	NA	NA	NC	NC	NC	**0.00051**	**0.0047**
Potassium	mg/L	NA	NA	1.50	2.10	2.11	**0.55**	11
Selenium	mg/L	NA	NA	NC	NC	NC	**0.00032**	**0.025**
Silica (total)	mg/L	NA	NA	NC	NC	NC	**0.0017**	**0.0017**
Silver	mg/L	NA	NA	NC	NC	NC	0.000031	**0.0032**
Sodium	mg/L	NA	NA	2.80	5.07	4.73	0.90	17
Strontium	mg/L	NA	NA	NC	NC	NC	**0.019**	**0.019**
Thallium	mg/L	NA	NA	NC	NC	NC	0.000050	**0.00048**
Tin	mg/L	NA	NA	NC	NC	NC	NC	NC
Titanium	mg/L	NA	NA	NC	NC	NC	NC	NC
Vanadium	mg/L	NA	NA	NC	NC	NC	**0.00078**	**0.0086**
Zinc	mg/L	NA	NA	0.130	0.332	0.452	0.0023	2.1
VOLATILE ORGANIC COMPOUNDS								
1,1-Dichloroethane	µg/L	0.11	0.11	0.130	0.119	0.0251	0.060	**0.23**
1,1-Dichloroethene	µg/L	0.18	0.18	0.180	0.174	0.0468	0.050	**0.34**
1,2-Dichloropropane	µg/L	0.13	0.13	0.160	0.277	0.180	0.12	0.70
Bromoform	µg/L	0.27	0.27	NC	NC	NC	NC	NC
Chloroform	µg/L	0.12	0.12	NC	NC	NC	0.050	**0.21**
Chloromethane	µg/L	0.14	0.14	NC	NC	NC	NC	NC
cis-1,2-Dichloroethene	µg/L	0.085	0.085	NC	NC	NC	0.070	**0.13**
Dibromochloromethane	µg/L	0.13	0.13	NC	NC	NC	NC	NC
Dichlorodifluoromethane	µg/L	0.099	0.099	NC	NC	NC	0.085	**0.13**
Methyl t-butyl ether	µg/L	0.11	0.11	NC	NC	NC	NC	NC
Methylene Chloride	µg/L	0.48	0.48	NC	NC	NC	0.067	**0.50**
Napthalene	µg/L	0.36	0.36	NC	NC	NC	0.30	**0.31**
Tetrachloroethene	µg/L	**0.23**	0.13	NC	NC	NC	0.12	**0.23**
Toluene	µg/L	0.093	0.093	NC	NC	NC	NC	NC
Trichloroethene	µg/L	0.085	0.085	0.180	0.950	1.12	0.075	3.8
TIC: Pentane	µg/L	ND	2.3	NC	NC	NC	NC	NC
SEMI-VOLATILE ORGANIC COMPOUNDS (EPA 8270): NA								
ORGANOCHLORINE PESTICIDES (EPA 8081): NA								
PCBs (EPA 8082): NA								
ORGANO-PHOSPHORUS PESTICIDES (EPA 8141): NA								
CHLORINATED HERBICIDES (EPA 8151): NA								
EXPLOSIVE RESIDUES (EPA 8330): NA								
NDMA (EPA 8270C-SIM): NA								

TABLE 69
HISTORICAL SUMMARY DATA - MONITORING WELL N-15 SHALLOW (2-INCH)
RIALTO GWTS PERCHLORATE AND VOC REMEDIATION

ANALYTE	UNITS	Oct 2004	Nov 2004	Dec 2004	Jan 2005	Feb 2005	Mar 2005	Jan 2006	May 2006	Aug 2006
GENERAL CHEMISTRY										
Bicarbonate	mg/L	NA	NA	NA	NA	NA	NA	NA	NA	NA
Carbonate	mg/L	NA	NA	NA	NA	NA	NA	NA	NA	NA
Chloride	mg/L	NA	NA	NA	NA	NA	NA	NA	NA	NA
Hardness (as $CaCO_3$)	mg/L	NA	NA	NA	NA	NA	NA	NA	NA	NA
Hydroxide	mg/L	NA	NA	NA	NA	NA	NA	NA	NA	NA
MBAS	mg/L	NA	NA	NA	NA	NA	NA	NA	NA	NA
Nitrate (as N)	mg/L	NA	NA	NA	NA	NA	NA	NA	NA	NA
Perchlorate	µg/L	**2.5**	0.11	0.11	**1.2**	**1.6**	**1.4**	**2.0**	0.46	0.46
Phenolics	µg/L	NA	NA	NA	NA	NA	NA	NA	NA	NA
Sulfate	mg/L	NA	NA	NA	NA	NA	NA	NA	NA	NA
Total Alkainity (as $CaCO_3$)	mg/L	NA	NA	NA	NA	NA	NA	NA	NA	NA
Total Dissolved Solids	mg/L	NA	NA	NA	NA	NA	NA	NA	NA	NA
FIELD PARAMETERS										
Dissolved Oxygen	µg/L	NA	NA	NA	NA	NA	NA	NA	NA	NA
pH	Units	11.8	11.6	11.5	NA	11.4	NA	11.7	11.8	11.1
Specific Conductance	µmhos/cm	2400	1800	1700	NA	2600	NA	1800	1900	2000
Temperature	°C	17	17.2	18.1	NA	18.8	NA	20.2	20.0	19.6
Turbidity	NTU	680	26	11	NA	17	NA	69	400	30
METALS										
Antimony	mg/L	NA	NA	NA	NA	NA	NA	NA	NA	NA
Arsenic	mg/L	NA	NA	NA	NA	NA	NA	NA	NA	NA
Barium	mg/L	NA	NA	NA	NA	NA	NA	NA	NA	NA
Beryllium	mg/L	NA	NA	NA	NA	NA	NA	NA	NA	NA
Cadmium	mg/L	NA	NA	NA	NA	NA	NA	NA	NA	NA
Calcium	mg/L	NA	NA	NA	NA	NA	NA	NA	NA	NA
Chromium	mg/L	NA	NA	NA	NA	NA	NA	NA	NA	NA
Cobalt	mg/L	NA	NA	NA	NA	NA	NA	NA	NA	NA
Copper	mg/L	NA	NA	NA	NA	NA	NA	NA	NA	NA
Iron	mg/L	NA	NA	NA	NA	NA	NA	NA	NA	NA
Lead	mg/L	NA	NA	NA	NA	NA	NA	NA	NA	NA
Magnesium	mg/L	NA	NA	NA	NA	NA	NA	NA	NA	NA
Manganese	mg/L	NA	NA	NA	NA	NA	NA	NA	NA	NA
Mercury	mg/L	NA	NA	NA	NA	NA	NA	NA	NA	NA
Molybdenum	mg/L	NA	NA	NA	NA	NA	NA	NA	NA	NA
Nickel	mg/L	NA	NA	NA	NA	NA	NA	NA	NA	NA
Potassium	mg/L	NA	NA	NA	NA	NA	NA	NA	NA	NA
Selenium	mg/L	NA	NA	NA	NA	NA	NA	NA	NA	NA
Silver	mg/L	NA	NA	NA	NA	NA	NA	NA	NA	NA
Sodium	mg/L	NA	NA	NA	NA	NA	NA	NA	NA	NA
Thallium	mg/L	NA	NA	NA	NA	NA	NA	NA	NA	NA
Vanadium	mg/L	NA	NA	NA	NA	NA	NA	NA	NA	NA
Zinc	mg/L	NA	NA	NA	NA	NA	NA	NA	NA	NA
VOLATILE ORGANIC COMPOUNDS										
Chloroform	µg/L	**0.26**[5]	**0.28**[5]	**0.15**	**0.17**[5]	0.19	0.19	0.19	0.11	0.076
Chloromethane	µg/L	0.098	0.098	0.13	0.14	0.36	0.14	0.14	0.14	0.87[5,6]
Methylene Chloride	µg/L	0.067	0.067	0.16	0.44	0.94	0.44	0.44	**0.87**[5,6]	0.94
Toluene	µg/L	0.083	0.083	0.12	0.15	0.17	0.15	NA	NA	NA

TABLE 69 (CONT'D)
HISTORICAL SUMMARY DATA - MONITORING WELL N-15 SHALLOW (2-INCH)
RIALTO GWTS PERCHLORATE AND VOC REMEDIATION

ANALYTE	UNITS	Nov 2006	Feb 2007	May 2007	Aug 2007	Nov 2007	Jan 2008	May 2008	Aug 2008	Nov 2008
GENERAL CHEMISTRY										
Bicarbonate	mg/L	NA	NA	NA	NA	2.9	NA	NA	NA	NA
Carbonate	mg/L	NA	NA	NA	NA	26	NA	NA	NA	NA
Chloride	mg/L	NA	NA	NA	NA	8.0	NA	NA	NA	NA
Hardness (as $CaCO_3$)	mg/L	NA	NA	NA	NA	49	NA	NA	NA	NA
Hydroxide	mg/L	NA	NA	NA	NA	46	NA	NA	NA	NA
MBAS	mg/L	NA	NA	NA	NA	0.039	NA	NA	NA	NA
Nitrate (as N)	mg/L	NA	NA	NA	NA	5.7	NA	NA	NA	NA
Perchlorate	µg/L	0.46	0.46	0.46	0.46	0.46	0.60	0.30	0.30	0.30
Phenolics	µg/L	NA	NA	NA	NA	NA	NA	NA	NA	NA
Sulfate	mg/L	NA	NA	NA	NA	24	NA	NA	NA	NA
Total Alkainity (as $CaCO_3$)	mg/L	NA	NA	NA	NA	180	NA	NA	NA	NA
Total Dissolved Solids	mg/L	NA	NA	NA	NA	300	NA	NA	NA	NA
FIELD PARAMETERS										
Dissolved Oxygen	µg/L	NA	NA	NA	17.2	NA	NA	NA	NA	NA
pH	Units	11.7	12.1	13.4	7.4	8.7	8.7	9.0	8.9	8.2
Specific Conductance	µmhos/cm	660	970	760	990	560	630	780	830	1233
Temperature	°C	21.8	18.2	18.1	19.4	18.1	15.3	18.6	21.59	19.91
Turbidity	NTU	53.2	<5	17.5	<5	25.2	24.3	19.5	62.9	36.2
METALS										
Antimony	mg/L	NA	NA	NA	NA	0.014	NA	NA	NA	NA
Arsenic	mg/L	NA	NA	NA	NA	0.020	NA	NA	NA	NA
Barium	mg/L	NA	NA	NA	NA	0.056	NA	NA	NA	NA
Beryllium	mg/L	NA	NA	NA	NA	0.00037	NA	NA	NA	NA
Cadmium	mg/L	NA	NA	NA	NA	0.0040	NA	NA	NA	NA
Calcium	mg/L	NA	NA	NA	NA	18	NA	NA	NA	NA
Chromium	mg/L	NA	NA	NA	NA	**0.0077**	NA	NA	NA	NA
Cobalt	mg/L	NA	NA	NA	NA	0.0032	NA	NA	NA	NA
Copper	mg/L	NA	NA	NA	NA	**0.0024**	NA	NA	NA	NA
Iron	mg/L	NA	NA	NA	NA	0.028	NA	NA	NA	NA
Lead	mg/L	NA	NA	NA	NA	0.0041	NA	NA	NA	NA
Magnesium	mg/L	NA	NA	NA	NA	0.60	NA	NA	NA	NA
Manganese	mg/L	NA	NA	NA	NA	0.0037	NA	NA	NA	NA
Mercury	mg/L	NA	NA	NA	NA	0.000022	NA	NA	NA	NA
Molybdenum	mg/L	NA	NA	NA	NA	**0.018**	NA	NA	NA	NA
Nickel	mg/L	NA	NA	NA	NA	0.0018	NA	NA	NA	NA
Potassium	mg/L	NA	NA	NA	NA	8.5	NA	NA	NA	NA
Selenium	mg/L	NA	NA	NA	NA	0.0099	NA	NA	NA	NA
Silver	mg/L	NA	NA	NA	NA	0.0019	NA	NA	NA	NA
Sodium	mg/L	NA	NA	NA	NA	95	NA	NA	NA	NA
Thallium	mg/L	NA	NA	NA	NA	0.024	NA	NA	NA	NA
Vanadium	mg/L	NA	NA	NA	NA	**0.019**	NA	NA	NA	NA
Zinc	mg/L	NA	NA	NA	NA	0.0061	NA	NA	NA	NA
VOLATILE ORGANIC COMPOUNDS										
Chloroform	µg/L	0.076	0.076	0.098	0.098	0.098	0.24	0.24	0.23	0.23
Chloromethane	µg/L	0.14	0.14	0.072	0.14	0.14	0.35	0.35	0.20	0.20
Methylene Chloride	µg/L	0.16	0.16	0.16	0.16	0.16	0.27	0.27	0.27	0.27
Toluene	µg/L	0.15	0.093	0.093	0.093	0.093	0.093	0.093	0.093	0.093

TABLE 69 (CONT'D)
HISTORICAL SUMMARY DATA - MONITORING WELL N-15 SHALLOW (2-INCH)
RIALTO GWTS PERCHLORATE AND VOC REMEDIATION

ANALYTE	UNITS	Feb 2009	May 2009	Aug 2009	Nov 2009	Feb 2010	May 2010	Aug 2010	Nov 2010	Feb 2011
GENERAL CHEMISTRY										
Bicarbonate	mg/L	5.0	NA	NA	10	NA	NA	NA	NA	NA
Carbonate	mg/L	52	NA	NA	5.0	NA	NA	NA	NA	NA
Chloride	mg/L	7.9	NA	NA	14	NA	NA	NA	21	NA
Hardness (as $CaCO_3$)	mg/L	68	NA	NA	160	NA	NA	NA	110	NA
Hydroxide	mg/L	53	NA	NA	100	NA	NA	NA	80	NA
MBAS	mg/L	0.039	NA	NA	0.40	NA	NA	NA	0.76	NA
Nitrate (as N)	mg/L	7.8	NA	NA	7.1	NA	NA	NA	4.4	NA
Perchlorate	µg/L	0.82	**0.68**	0.35	0.35	0.35	0.35	0.35	**1.0**	0.61
Phenolics	µg/L	NA	NA	NA	NA	NA	NA	NA	NA	4.9
Sulfate	mg/L	17	NA	NA	21	NA	NA	NA	32	NA
Total Alkainity (as $CaCO_3$)	mg/L	200	NA	NA	310	NA	NA	NA	300	NA
Total Dissolved Solids	mg/L	300	NA	NA	320[6]	NA	NA	NA	420[6]	NA
FIELD PARAMETERS										
Dissolved Oxygen	µg/L	NA	NA	NA	6.84	6.36	3.56	5.10	NS	NS
pH	Units	8.7	7.48	10.81	11.46	8.46	10.85	8.80	NS	NS
Specific Conductance	µmhos/cm	622	1031	468	1460	1180	1040	751	NS	NS
Temperature	°C	19.8	22.34	21.7	20.85	19.42	19.56	27.11	NS	NS
Turbidity	NTU	28.4	111	35.1	680	275	29.4	60.0	NS	NS
METALS										
Antimony	mg/L	0.0099	NA	NA	0.034	NA	NA	NA	0.010	NA
Arsenic	mg/L	**0.013**	NA	NA	0.019	NA	NA	NA	0.0075	NA
Barium	mg/L	0.089	NA	NA	0.12	NA	NA	NA	0.060	NA
Beryllium	mg/L	0.00061	NA	NA	0.0011	NA	NA	NA	0.0010	NA
Cadmium	mg/L	0.00090	NA	NA	0.00060	NA	NA	NA	0.0010	NA
Calcium	mg/L	27	NA	NA	63	NA	NA	NA	46	NA
Chromium	mg/L	**0.0071**	NA	NA	0.010	NA	NA	NA	0.024	NA
Cobalt	mg/L	0.0043	NA	NA	0.0037	NA	NA	NA	0.0050	NA
Copper	mg/L	0.0014	NA	NA	0.0015	NA	NA	NA	**0.0056**	NA
Iron	mg/L	0.0072	NA	NA	0.0093	NA	NA	NA	NA	NA
Lead	mg/L	0.012	NA	NA	0.012	NA	NA	NA	0.0050	NA
Magnesium	mg/L	**0.037**	NA	NA	0.000029	NA	NA	NA	0.016	NA
Manganese	mg/L	0.00068	NA	NA	0.0025	NA	NA	NA	NA	NA
Mercury	mg/L	0.000016	NA	NA	0.000016	NA	NA	NA	0.000017	NA
Molybdenum	mg/L	**0.026**[5]	NA	NA	**0.013**	NA	NA	NA	**0.032**	NA
Nickel	mg/L	0.0019	NA	NA	0.0015	NA	NA	NA	**0.0040**	NA
Potassium	mg/L	8.5	NA	NA	9.7[6]	NA	NA	NA	NA	NA
Selenium	mg/L	0.012	NA	NA	0.025	NA	NA	NA	0.011	NA
Silver	mg/L	0.0025	NA	NA	0.0018	NA	NA	NA	0.0011	NA
Sodium	mg/L	84	NA	NA	89	NA	NA	NA	NA	NA
Thallium	mg/L	0.016	NA	NA	0.021	NA	NA	NA	0.015	NA
Vanadium	mg/L	0.016	NA	NA	**0.0099**	NA	NA	NA	0.035	NA
Zinc	mg/L	0.0032	NA	NA	0.0023	NA	NA	NA	0.0059	NA
VOLATILE ORGANIC COMPOUNDS										
Chloroform	µg/L	0.23	0.23	0.23	0.072	0.072	0.072	0.12	0.12	0.12
Chloromethane	µg/L	0.20	0.20	0.20	0.11	0.11	**0.19**	0.14	0.14	0.14
Methylene Chloride	µg/L	0.27	0.27	0.28	0.28	0.28	0.28	0.48	0.48	0.48
Toluene	µg/L	0.093	0.093	0.093	0.093	0.093	5.0	0.89	4.2	0.97

TABLE 69 (CONT'D)
HISTORICAL SUMMARY DATA - MONITORING WELL N-15 SHALLOW (2-INCH)
RIALTO GWTS PERCHLORATE AND VOC REMEDIATION

ANALYTE	UNITS	May 2011	Aug 2011	Nov 2011	Feb 2012	Aug 2012	Feb 2013	Feb 2015	May 2015	MED.	AVG.	STD. DEV.	MIN.	MAX.
GENERAL CHEMISTRY														
Bicarbonate	mg/L	NA	DRY	DRY	DRY	DRY	DRY	DRY	DRY	NC	NC	NC	NC	NC
Carbonate	mg/L	NA	DRY	DRY	DRY	DRY	DRY	DRY	DRY	26.0	28.0	23.5	5.0	52
Chloride	mg/L	NA	DRY	DRY	DRY	DRY	DRY	DRY	DRY	11.0	13.3	6.41	7.9	21
Hardness (as $CaCO_3$)	mg/L	NA	DRY	DRY	DRY	DRY	DRY	DRY	DRY	89.0	99.3	52.0	49	160
Hydroxide	mg/L	NA	DRY	DRY	DRY	DRY	DRY	DRY	DRY	66.5	70.8	25.8	46	100
MBAS	mg/L	NA	DRY	DRY	DRY	DRY	DRY	DRY	DRY	0.220	0.340	0.354	0.039	0.76
Nitrate (as N)	mg/L	NA	DRY	DRY	DRY	DRY	DRY	DRY	DRY	6.40	6.20	1.59	4.4	7.8
Perchlorate	µg/L	0.61	DRY	DRY	DRY	DRY	DRY	DRY	DRY	NC	NC	NC	0.11	**0.68**
Phenolics	µg/L	4.9	DRY	DRY	DRY	DRY	DRY	DRY	DRY	NC	NC	NC	NC	NC
Sulfate	mg/L	NA	DRY	DRY	DRY	DRY	DRY	DRY	DRY	22.5	23.8	6.85	17	32
Total Alkainity (as $CaCO_3$)	mg/L	NA	DRY	DRY	DRY	DRY	DRY	DRY	DRY	250	247	66.2	180	310
Total Dissolved Solids	mg/L	NA	DRY	DRY	DRY	DRY	DRY	DRY	DRY	300	300	0.0	300	300
FIELD PARAMETERS														
Dissolved Oxygen	µg/L	5.81	DRY	DRY	DRY	DRY	DRY	DRY	DRY	6.09	8.20	5.68	3.56	17.2
pH	Units	9.24	DRY	DRY	DRY	DRY	DRY	DRY	DRY	10.8	10.2	1.84	7.4	13.4
Specific Conductance	µmhos/cm	1590	DRY	DRY	DRY	DRY	DRY	DRY	DRY	1036	1262	659	468	2600
Temperature	°C	18.46	DRY	DRY	DRY	DRY	DRY	DRY	DRY	19.5	19.8	2.80	15.3	27.11
Turbidity	NTU	>800	DRY	DRY	DRY	DRY	DRY	DRY	DRY	35.1	147	230	11	680
METALS														
Antimony	mg/L	NA	DRY	DRY	DRY	DRY	DRY	DRY	DRY	NC	NC	NC	NC	NC
Arsenic	mg/L	NA	DRY	DRY	DRY	DRY	DRY	DRY	DRY	NC	NC	NC	0.0075	**0.013**
Barium	mg/L	NA	DRY	DRY	DRY	DRY	DRY	DRY	DRY	0.0745	0.0835	0.0309	0.056	0.12
Beryllium	mg/L	NA	DRY	DRY	DRY	DRY	DRY	DRY	DRY	NC	NC	NC	NC	NC
Cadmium	mg/L	NA	DRY	DRY	DRY	DRY	DRY	DRY	DRY	NC	NC	NC	NC	NC
Calcium	mg/L	NA	DRY	DRY	DRY	DRY	DRY	DRY	DRY	36.5	39.2	21.1	18	63
Chromium	mg/L	NA	DRY	DRY	DRY	DRY	DRY	DRY	DRY	0.00770	0.00838	0.00150	**0.0071**	0.010
Cobalt	mg/L	NA	DRY	DRY	DRY	DRY	DRY	DRY	DRY	NC	NC	NC	NC	NC
Copper	mg/L	NA	DRY	DRY	DRY	DRY	DRY	DRY	DRY	NC	NC	NC	0.0014	**0.0056**
Iron	mg/L	NA	DRY	DRY	DRY	DRY	DRY	DRY	DRY	NC	NC	NC	NC	NC
Lead	mg/L	NA	DRY	DRY	DRY	DRY	DRY	DRY	DRY	NC	NC	NC	NC	NC
Magnesium	mg/L	NA	DRY	DRY	DRY	DRY	DRY	DRY	DRY	0.0160	0.0180	0.0185	0.000029	**0.037**
Manganese	mg/L	NA	DRY	DRY	DRY	DRY	DRY	DRY	DRY	NC	NC	NC	NC	NC
Mercury	mg/L	NA	DRY	DRY	DRY	DRY	DRY	DRY	DRY	NC	NC	NC	NC	NC
Molybdenum	mg/L	NA	DRY	DRY	DRY	DRY	DRY	DRY	DRY	NC	NC	NC	**0.013**	**0.032**
Nickel	mg/L	NA	DRY	DRY	DRY	DRY	DRY	DRY	DRY	NC	NC	NC	NC	NC
Potassium	mg/L	NA	DRY	DRY	DRY	DRY	DRY	DRY	DRY	8.50	8.50	0.0	8.5	8.5
Selenium	mg/L	NA	DRY	DRY	DRY	DRY	DRY	DRY	DRY	NC	NC	NC	NC	NC
Silver	mg/L	NA	DRY	DRY	DRY	DRY	DRY	DRY	DRY	NC	NC	NC	NC	NC
Sodium	mg/L	NA	DRY	DRY	DRY	DRY	DRY	DRY	DRY	89.0	89.4	5.50	84	95
Thallium	mg/L	NA	DRY	DRY	DRY	DRY	DRY	DRY	DRY	NC	NC	NC	NC	NC
Vanadium	mg/L	NA	DRY	DRY	DRY	DRY	DRY	DRY	DRY	0.0175	0.0208	0.0116	**0.0099**	0.035
Zinc	mg/L	NA	DRY	DRY	DRY	DRY	DRY	DRY	DRY	NC	NC	NC	NC	NC
VOLATILE ORGANIC COMPOUNDS														
Chloroform	µg/L	0.12	DRY	DRY	DRY	DRY	DRY	DRY	DRY	NC	NC	NC	0.072	**0.15**
Chloromethane	µg/L	0.14	DRY	DRY	DRY	DRY	DRY	DRY	DRY	NC	NC	NC	NC	NC
Methylene Chloride	µg/L	0.48	DRY	DRY	DRY	DRY	DRY	DRY	DRY	NC	NC	NC	NC	NC
Toluene	µg/L	1.3	DRY	DRY	DRY	DRY	DRY	DRY	DRY	0.0930	0.266	0.386	0.083	1.3

TABLE 70
HISTORICAL SUMMARY DATA - MONITORING WELL N-15 DEEP (4-INCH)
RIALTO GWTS PERCHLORATE AND VOC REMEDIATION

ANALYTE	UNITS	Aug 2004	Sep 2004	Oct 2004	Nov 2004	Dec 2004	Jan 2005	Feb 2005	Mar 2005	Jan 2006
GENERAL CHEMISTRY										
Bicarbonate	mg/L	150	NA	NA	NA	NA	NA	NA	NA	NA
Carbonate	mg/L	11	NA	NA	NA	NA	NA	NA	NA	NA
Chloride	mg/L	3.1	NA	NA	NA	NA	NA	NA	NA	NA
Hardness as CaCO3	mg/L	107	NA	NA	NA	NA	NA	NA	NA	NA
Hydroxide	mg/L	0.81	NA	NA	NA	NA	NA	NA	NA	NA
MBAS	mg/L	NA	NA	NA	NA	NA	NA	NA	NA	NA
Nitrate as N	mg/L	0.65	NA	NA	NA	NA	NA	NA	NA	NA
Perchlorate	µg/L	0.11	0.11	0.11	0.11	0.11	0.11	0.11	0.11	0.46
Phenolics	µg/L	NA	NA	NA	NA	NA	NA	NA	NA	NA
Sulfate	mg/L	24	NA	NA	NA	NA	NA	NA	NA	NA
Total Alkainity as CaCO3	mg/L	140	NA	NA	NA	NA	NA	NA	NA	NA
Total Dissolved Solids	mg/L	208	NA	NA	NA	NA	NA	NA	NA	NA
FIELD PARAMETERS										
Dissolved Oxygen	mg/L	NA	NA	NA	NA	NA	NA	NA	NA	NA
pH	Units	8.32	6.6	7.8	7.6	7.4	NA	7.4	NA	7.4
Specific Conductance	µmhos/cm	319	320	300	310	310	NA	300	NA	270
Temperature	°C	NA	22	18.5	17.5	17	NA	18.3	NA	19.7
Turbidity	NTU	NA	15	18	9	14	NA	15	NA	420
METALS										
Antimony	mg/L	0.38	NA	NA	NA	NA	NA	NA	NA	NA
Arsenic	mg/L	**1.9**	NA	NA	NA	NA	NA	NA	NA	NA
Barium	mg/L	22	NA	NA	NA	NA	NA	NA	NA	NA
Beryllium	mg/L	NA	NA	NA	NA	NA	NA	NA	NA	NA
Boron	mg/L	**36**	NA	NA	NA	NA	NA	NA	NA	NA
Cadmium	mg/L	**0.15**	NA	NA	NA	NA	NA	NA	NA	NA
Calcium	mg/L	36	NA	NA	NA	NA	NA	NA	NA	NA
Chromium VI	mg/L	**2**	NA	NA	NA	NA	NA	NA	NA	NA
Chromium	mg/L	**0.40**	NA	NA	NA	NA	NA	NA	NA	NA
Cobalt	mg/L	1.2	NA	NA	NA	NA	NA	NA	NA	NA
Copper	mg/L	0.83	NA	NA	NA	NA	NA	NA	NA	NA
Iron	mg/L	3.4	NA	NA	NA	NA	NA	NA	NA	NA
Lead	mg/L	**0.057**	NA	NA	NA	NA	NA	NA	NA	NA
Magnesium	mg/L	4.2	NA	NA	NA	NA	NA	NA	NA	NA
Manganese	mg/L	11	NA	NA	NA	NA	NA	NA	NA	NA
Mercury	mg/L	0.050	NA	NA	NA	NA	NA	NA	NA	NA
Molybdenum	mg/L	**5.2**	NA	NA	NA	NA	NA	NA	NA	NA
Nickel	mg/L	**1.6**	NA	NA	NA	NA	NA	NA	NA	NA
Potassium	mg/L	1.6	NA	NA	NA	NA	NA	NA	NA	NA
Selenium	mg/L	0.28	NA	NA	NA	NA	NA	NA	NA	NA
Silver	mg/L	0.72	NA	NA	NA	NA	NA	NA	NA	NA
Sodium	mg/L	13	NA	NA	NA	NA	NA	NA	NA	NA
Thallium	mg/L	**0.22**	NA	NA	NA	NA	NA	NA	NA	NA
Tin	mg/L	**0.54**	NA	NA	NA	NA	NA	NA	NA	NA
Vanadium	mg/L	**4.3**	NA	NA	NA	NA	NA	NA	NA	NA
Zinc	mg/L	100	NA	NA	NA	NA	NA	NA	NA	NA
VOLATILE ORGANIC COMPOUNDS										
Bromoform	µg/L	0.22	0.33	0.16	0.050	0.16	0.22	0.22	0.22	0.22
Chloromethane	µg/L	0.14	0.14	0.13	0.098	0.13	0.14	0.14	0.14	0.14
Dibromochloromethane	µg/L	0.11	0.11	0.10	0.14	0.10	0.12	0.19	0.12	0.12
Methylene Chloride	µg/L	0.43	0.43	0.16	0.067	0.16	0.44	0.94	0.44	0.44

TABLE 70 (CONT'D)
HISTORICAL SUMMARY DATA - MONITORING WELL N-15 DEEP (4-INCH)
RIALTO GWTS PERCHLORATE AND VOC REMEDIATION

ANALYTE	UNITS	May 2006	Aug 2006	Nov 2006	Feb 2007	May 2007	Aug 2007	Nov 2007	Jan 2008	May 2008
GENERAL CHEMISTRY										
Bicarbonate	mg/L	NA	NA	NA	NA	NA	NA	180	NA	NA
Carbonate	mg/L	NA	NA	NA	NA	NA	NA	1.5	NA	NA
Chloride	mg/L	NA	NA	NA	NA	NA	NA	3.4	NA	NA
Hardness as CaCO3	mg/L	NA	NA	NA	NA	NA	NA	120	NA	NA
Hydroxide	mg/L	NA	NA	NA	NA	NA	NA	0.81	NA	NA
MBAS	mg/L	NA	NA	NA	NA	NA	NA	0.039	NA	NA
Nitrate as N	mg/L	NA	NA	NA	NA	NA	NA	1.1	NA	NA
Perchlorate	µg/L	0.46	0.46	0.46	0.46	0.46	0.46	0.46	0.30	0.30
Phenolics	µg/L	NA	NA	NA	NA	NA	NA	NA	NA	NA
Sulfate	mg/L	NA	NA	NA	NA	NA	NA	22[6]	NA	NA
Total Alkainity as CaCO3	mg/L	NA	NA	NA	NA	NA	NA	150	NA	NA
Total Dissolved Solids	mg/L	NA	NA	NA	NA	NA	NA	130[6]	NA	NA
FIELD PARAMETERS										
Dissolved Oxygen	mg/L	NA	NA	NA	NA	NA	NA	NA	NA	NA
pH	Units	7.5	7.1	8.5	8.3	7.3	7.6	6.2	8.5	8.0
Specific Conductance	µmhos/cm	300	360	210	260	330	230	160	220	270
Temperature	°C	20	19.1	19.2	17.7	18.8	19.5	17.4	15.6	18.3
Turbidity	NTU	>900	490	<5	62.7	40	41.6	35.5	35.4	34.3
METALS										
Antimony	mg/L	NA	NA	NA	NA	NA	NA	0.014	NA	NA
Arsenic	mg/L	NA	NA	NA	NA	NA	NA	0.020	NA	NA
Barium	mg/L	NA	NA	NA	NA	NA	NA	0.028	NA	NA
Beryllium	mg/L	NA	NA	NA	NA	NA	NA	0.00037	NA	NA
Boron	mg/L	NA	NA	NA	NA	NA	NA	NA	NA	NA
Cadmium	mg/L	NA	NA	NA	NA	NA	NA	0.0040	NA	NA
Calcium	mg/L	NA	NA	NA	NA	NA	NA	40	NA	NA
Chromium VI	mg/L	NA	NA	NA	NA	NA	NA	0.0012	NA	NA
Chromium	mg/L	NA	NA	NA	NA	NA	NA		NA	NA
Cobalt	mg/L	NA	NA	NA	NA	NA	NA	0.0032	NA	NA
Copper	mg/L	NA	NA	NA	NA	NA	NA	**0.0019**	NA	NA
Iron	mg/L	NA	NA	NA	NA	NA	NA	0.028	NA	NA
Lead	mg/L	NA	NA	NA	NA	NA	NA	0.0041	NA	NA
Magnesium	mg/L	NA	NA	NA	NA	NA	NA	5.0	NA	NA
Manganese	mg/L	NA	NA	NA	NA	NA	NA	0.0037	NA	NA
Mercury	mg/L	NA	NA	NA	NA	NA	NA	0.000022	NA	NA
Molybdenum	mg/L	NA	NA	NA	NA	NA	NA	**0.0075**	NA	NA
Nickel	mg/L	NA	NA	NA	NA	NA	NA	0.0018	NA	NA
Potassium	mg/L	NA	NA	NA	NA	NA	NA	2.4	NA	NA
Selenium	mg/L	NA	NA	NA	NA	NA	NA	**0.023**	NA	NA
Silver	mg/L	NA	NA	NA	NA	NA	NA	0.0019	NA	NA
Sodium	mg/L	NA	NA	NA	NA	NA	NA	25	NA	NA
Thallium	mg/L	NA	NA	NA	NA	NA	NA	0.024	NA	NA
Tin	mg/L	NA	NA	NA	NA	NA	NA	NA	NA	NA
Vanadium	mg/L	NA	NA	NA	NA	NA	NA	**0.0055**	NA	NA
Zinc	mg/L	NA	NA	NA	NA	NA	NA	0.032	NA	NA
VOLATILE ORGANIC COMPOUNDS										
Bromoform	µg/L	0.22	0.22	0.22	0.22	0.22	0.98[6]	0.22	0.31	0.31
Chloromethane	µg/L	0.14	0.75[5,6]	0.14	0.14	0.072	0.14	0.14	0.35	0.35
Dibromochloromethane	µg/L	0.12	0.12	0.12	0.12	0.12	**0.39**[6]	0.12	0.23	0.23
Methylene Chloride	µg/L	**0.87**[5,6]	0.94	0.16	0.16	0.16	0.16	0.16	0.27	0.27

TABLE 70 (CONT'D)
HISTORICAL SUMMARY DATA - MONITORING WELL N-15 DEEP (4-INCH)
RIALTO GWTS PERCHLORATE AND VOC REMEDIATION

ANALYTE	UNITS	Aug 2008	Nov 2008	Feb 2009	May 2009	Aug 2009	Nov 2009	Feb 2010	May 2010	Aug 2010
GENERAL CHEMISTRY										
Bicarbonate	mg/L	NA	NA	180	NA	NA	180	NA	NA	NA
Carbonate	mg/L	NA	NA	2.5	NA	NA	2.5	NA	NA	NA
Chloride	mg/L	NA	NA	3.5	NA	NA	3.0	NA	NA	NA
Hardness as CaCO3	mg/L	NA	NA	130	NA	NA	140	NA	NA	NA
Hydroxide	mg/L	NA	NA	1.4	NA	NA	1.4	NA	NA	NA
MBAS	mg/L	NA	NA	0.039	NA	NA	NA	NA	NA	NA
Nitrate as N	mg/L	NA	NA	1.3	NA	NA	1.0	NA	NA	NA
Perchlorate	µg/L	0.30	0.30	0.82	0.35	0.35	0.35	0.35	0.35	**1.4**
Phenolics	µg/L	NA	NA	NA	NA	NA	NA	NA	NA	NA
Sulfate	mg/L	NA	NA	15	NA	NA	15	NA	NA	NA
Total Alkainity as CaCO3	mg/L	NA	NA	150	NA	NA	150	NA	NA	NA
Total Dissolved Solids	mg/L	NA	NA	210	NA	NA	220	NA	NA	NA
FIELD PARAMETERS										
Dissolved Oxygen	mg/L	NA	NA	NA	NA	NA	8.66	6.94	3.35	4.61
pH	Units	7.16	7.21	7.4	7.40	7.67	7.93	5.91	7.78	7.05
Specific Conductance	µmhos/cm	355	342	338	420	345	344	445	357	332
Temperature	°C	20.22	19.41	17.8	21.20	21.2	22.4	15.8	20.88	25.94
Turbidity	NTU	20.4	19.3	23.0	26.5	5.3	23.5	44.6	<5	5.5
METALS										
Antimony	mg/L	NA	NA	**0.019**	NA	NA	0.034	NA	NA	NA
Arsenic	mg/L	NA	NA	**0.0070**	NA	NA	0.019	NA	NA	NA
Barium	mg/L	NA	NA	0.024	NA	NA	0.021	NA	NA	NA
Beryllium	mg/L	NA	NA	0.00061	NA	NA	0.0011	NA	NA	NA
Boron	mg/L	NA	NA	NA	NA	NA	NA	NA	NA	NA
Cadmium	mg/L	NA	NA	0.00090	NA	NA	0.00060	NA	NA	NA
Calcium	mg/L	NA	NA	43	NA	NA	45	NA	NA	NA
Chromium VI	mg/L	NA	NA	NA	NA	NA	NA	NA	NA	NA
Chromium	mg/L	NA	NA	0.00092	NA	NA	0.00086	NA	NA	NA
Cobalt	mg/L	NA	NA	0.0043	NA	NA	0.0037	NA	NA	NA
Copper	mg/L	NA	NA	**0.0021**	NA	NA	0.0015	NA	NA	NA
Iron	mg/L	NA	NA	0.0072	NA	NA	0.0093	NA	NA	NA
Lead	mg/L	NA	NA	0.012	NA	NA	0.012	NA	NA	NA
Magnesium	mg/L	NA	NA	5.3	NA	NA	5.7	NA	NA	NA
Manganese	mg/L	NA	NA	**0.00077**[5]	NA	NA	0.0025	NA	NA	NA
Mercury	mg/L	NA	NA	0.000016	NA	NA	0.000016	NA	NA	NA
Molybdenum	mg/L	NA	NA	**0.0069**	NA	NA	0.0050	NA	NA	NA
Nickel	mg/L	NA	NA	0.0019	NA	NA	0.0015	NA	NA	NA
Potassium	mg/L	NA	NA	2.3	NA	NA	2.1	NA	NA	NA
Selenium	mg/L	NA	NA	0.012	NA	NA	0.025	NA	NA	NA
Silver	mg/L	NA	NA	0.0025	NA	NA	0.0018	NA	NA	NA
Sodium	mg/L	NA	NA	22	NA	NA	19	NA	NA	NA
Thallium	mg/L	NA	NA	0.016	NA	NA	0.021	NA	NA	NA
Tin	mg/L	NA	NA	NA	NA	NA	NA	NA	NA	NA
Vanadium	mg/L	NA	NA	**0.0059**	NA	NA	**0.0062**	NA	NA	NA
Zinc	mg/L	NA	NA	0.0032	NA	NA	0.0023	NA	NA	NA
VOLATILE ORGANIC COMPOUNDS										
Bromoform	µg/L	0.24	0.24	0.24	0.24	0.24	0.23	0.23	0.23	0.27
Chloromethane	µg/L	0.20	0.20	0.20	0.20	0.20	0.11	0.11	0.11	0.14
Dibromochloromethane	µg/L	0.23	0.23	0.23	0.23	0.23	0.077	0.077	0.077	0.13
Methylene Chloride	µg/L	0.27	0.27	0.27	0.27	0.28	0.28	0.28	0.28	0.48

TABLE 70 (CONT'D)
HISTORICAL SUMMARY DATA - MONITORING WELL N-15 DEEP (4-INCH)
RIALTO GWTS PERCHLORATE AND VOC REMEDIATION

ANALYTE	UNITS	Nov 2010	Feb 2011	May 2011	Aug 2011	Nov 2011	Feb 2012	Aug 2012	Feb 2013	Aug 2013
GENERAL CHEMISTRY										
Bicarbonate	mg/L	NA	NA	NA	NA	NA	NA	NA	NA	NA
Carbonate	mg/L	NA	NA	NA	NA	NA	NA	NA	NA	NA
Chloride	mg/L	2.9	NA	NA	NA	NA	NA	3.6	3.5	3.5
Hardness as CaCO3	mg/L	140	NA	NA	NA	NA	NA	130	130	140
Hydroxide	mg/L	1.4	NA	NA	NA	NA	NA	1.4	1.4	1.4
MBAS	mg/L	0.039	NA	NA	NA	NA	NA	0.039	**0.03**	0.015
Nitrate as N	mg/L	0.98	NA	NA	NA	NA	NA	1.2	1.3	1.5
Perchlorate	µg/L	0.61	0.61	**0.87**	0.61	0.27	0.20	0.81	0.81	0.81
Phenolics	µg/L	NA	NA	NA	NA	NA	NA	**12**	**3.5**	6.3
Sulfate	mg/L	14	NA	NA	NA	NA	NA	14	13	13
Total Alkainity as CaCO3	mg/L	140	NA	NA	NA	NA	NA	140	140	140
Total Dissolved Solids	mg/L	210	NA	NA	NA	NA	NA	200	210	220
FIELD PARAMETERS										
Dissolved Oxygen	mg/L	4.68	10.80	5.75	7.79	5.73	12.04	5.68	5.98	5.67
pH	Units	7.44	7.53	7.29	6.55	7.29	7.70	7.32	6.76	7.12
Specific Conductance	µmhos/cm	325	313	334	392	341	325	330	323	345
Temperature	°C	18.95	18.2	18.3	21.2	21.53	18.51	22.31	19.77	20.53
Turbidity	NTU	<5	<5	39.1	96.6	10.6	113	7.0	<5	<5
METALS										
Antimony	mg/L	0.010	NA	NA	NA	NA	NA	0.010	**0.0079**	0.0049
Arsenic	mg/L	0.0075	NA	NA	NA	NA	NA	0.0075	0.0092	0.0092
Barium	mg/L	0.024	NA	NA	NA	NA	NA	0.024	0.024	0.031
Beryllium	mg/L	0.0010	NA	NA	NA	NA	NA	0.0010	0.00050	0.00050
Boron	mg/L	NA	NA	NA	NA	NA	NA	NA	NA	NA
Cadmium	mg/L	0.0010	NA	NA	NA	NA	NA	0.0010	0.0011	0.0011
Calcium	mg/L	45	NA	NA	NA	NA	NA	45	44	45
Chromium VI	mg/L	NA	NA	NA	NA	NA	NA	NA	NA	NA
Chromium	mg/L	**0.0014**	NA	NA	NA	NA	NA	**0.0011**	**0.0010**	0.0010
Cobalt	mg/L	0.0050	NA	NA	NA	NA	NA	0.0050	0.0011	0.0011
Copper	mg/L	0.0023	NA	NA	NA	NA	NA	0.0023	0.0010	0.0010
Iron	mg/L	NA	NA	NA	NA	NA	NA	NA	NA	NA
Lead	mg/L	0.0050	NA	NA	NA	NA	NA	**0.0088**	0.0035	0.0035
Magnesium	mg/L	5.5	NA	NA	NA	NA	NA	5.4	5.1	5.5
Manganese	mg/L	NA	NA	NA	NA	NA	NA	NA	NA	NA
Mercury	mg/L	0.000017	NA	NA	NA	NA	NA	0.000030	0.000024	0.000024
Molybdenum	mg/L	**0.0075**	NA	NA	NA	NA	NA	**0.0052**	**0.0049**	0.0014
Nickel	mg/L	0.0012	NA	NA	NA	NA	NA	0.0012	0.0024	0.0024
Potassium	mg/L	NA	NA	NA	NA	NA	NA	2.0	2.0	1.9
Selenium	mg/L	0.011	NA	NA	NA	NA	NA	0.011	0.015	0.015
Silver	mg/L	0.0011	NA	NA	NA	NA	NA	0.0011	0.0012	0.0012
Sodium	mg/L	NA	NA	NA	NA	NA	NA	15	17	15
Thallium	mg/L	0.015	NA	NA	NA	NA	NA	0.015	0.010	0.010
Tin	mg/L	NA	NA	NA	NA	NA	NA	NA	NA	NA
Vanadium	mg/L	**0.0059**	NA	NA	NA	NA	NA	**0.0057**	**0.0037**	**0.0063**
Zinc	mg/L	0.0059	NA	NA	NA	NA	NA	0.0059	0.0050	0.0050
VOLATILE ORGANIC COMPOUNDS										
Bromoform	µg/L	0.27	0.27	0.27	0.27	0.27	0.27	0.27	0.27	0.27
Chloromethane	µg/L	0.14	0.14	0.14	0.14	0.14	0.14	0.14	0.14	0.14
Dibromochloromethane	µg/L	0.13	0.13	0.13	0.13	0.13	0.13	0.13	0.13	0.13
Methylene Chloride	µg/L	0.48	0.48	0.48	0.48	0.48	0.48	0.48	0.48	0.48

TABLE 70 (CONT'D)
HISTORICAL SUMMARY DATA - MONITORING WELL N-15 DEEP (4-INCH)
RIALTO GWTS PERCHLORATE AND VOC REMEDIATION

ANALYTE	UNITS	Feb 2014	Aug 2014	Feb 2015	May 2015	Jul 2015	MED.	AVG.	STD. DEV.	MIN.	MAX.
GENERAL CHEMISTRY											
Bicarbonate	mg/L	NA	NA	NA	NS	NA	180	170	15.5	150	180
Carbonate	mg/L	NA	NA	NA	NS	NA	NC	NC	NC	1.5	11
Chloride	mg/L	3.5	3.9	3.5	NS	NA	3.50	3.40	0.334	2.9	3.9
Hardness as CaCO3	mg/L	150	150	140	NS	NA	140	133	14.7	107	150
Hydroxide	mg/L	1.4	1.4	1.4	NS	NA	NC	NC	NC	NC	NC
MBAS	mg/L	0.015	0.015	0.015	NS	NA	NC	NC	NC	0.015	**0.030**
Nitrate as N	mg/L	1.5	1.8	1.8	NS	NA	1.30	1.28	0.399	0.65	1.8
Perchlorate	µg/L	0.45	0.45	1.3	NS	1.3	NC	NC	NC	0.11	**1.4**
Phenolics	µg/L	NA	NA	NA	NS	NA	NC	NC	NC	**3.5**	**12**
Sulfate	mg/L	13	14	13	NS	NA	14.0	15.4	4.08	13	24
Total Alkainity as CaCO3	mg/L	140	140	140	NS	NA	140	143	4.80	140	150
Total Dissolved Solids	mg/L	200	190	210	NS	NA	210	207	10.5	190	220
FIELD PARAMETERS											
Dissolved Oxygen	mg/L	6.69	9.10	5.44	NS	4.39	5.75	6.77	2.65	3.35	12.04
pH	Units	7.98	7.77	7.56	NS	7.30	7.40	7.43	0.621	5.91	8.5
Specific Conductance	µmhos/cm	277	288	710	NS	280	324	330	106	160	710
Temperature	°C	20.66	22.16	23.41	NS	21.27	19.5	19.8	2.40	15.6	25.94
Turbidity	NTU	0.4	0.5	0.0	NS	0.0	21.7	67.4	133	0.0	490
METALS											
Antimony	mg/L	0.0049	**0.0070**[5]	0.0049	NS	NA	NC	NC	NC	0.0049	**0.019**
Arsenic	mg/L	**0.015**	**0.016**	0.0092	NS	NA	NC	NC	NC	**0.0070**	**1.9**
Barium	mg/L	0.031	0.029	0.023	NS	NA	0.0240	3.41	8.25	0.021	22
Beryllium	mg/L	0.00050	0.00050	0.00050	NS	NA	NC	NC	NC	NC	NC
Boron	mg/L	NA	NA	NA	NS	NA	NC	NC	NC	**36**	**36**
Cadmium	mg/L	0.0011	0.0011	0.0011	NS	NA	NC	NC	NC	0.00060	**0.15**
Calcium	mg/L	49	51	45	NS	NA	45.0	44.2	4.76	36	51
Chromium VI	mg/L	NA	NA	NA	NS	NA	NC	NC	NC	0.0012	**2**
Chromium	mg/L	0.0010	**0.0012**	**0.0015**	NS	NA	NC	NC	NC	0.00086	**0.40**
Cobalt	mg/L	0.0011	**0.0011**	0.0011	NS	NA	NC	NC	NC	**0.0011**	**0.0011**
Copper	mg/L	**0.0016**[5]	0.0010	**0.0015**	NS	NA	NC	NC	NC	0.0010	**0.0021**
Iron	mg/L	NA	NA	NA	NS	NA	NC	NC	NC	NC	NC
Lead	mg/L	0.0035	**0.0054**	0.0035	NS	NA	NC	NC	NC	0.0035	**0.057**
Magnesium	mg/L	6.5	6.3	5.7	NS	NA	5.50	5.45	0.738	4.2	6.5
Manganese	mg/L	NA	NA	NA	NS	NA	0.00370	4.40	6.02	0.0025	11
Mercury	mg/L	0.000024	0.000024	**0.000035**	NS	NA	NC	NC	NC	0.000016	**0.000035**
Molybdenum	mg/L	**0.0041**	**0.0014**	**0.0024**	NS	NA	NC	NC	NC	0.0014	**5.2**
Nickel	mg/L	0.0024	0.0024	0.0024	NS	NA	NC	NC	NC	0.0012	**1.6**
Potassium	mg/L	2.2	1.9	1.8	NS	NA	2.00	2.02	0.276	1.6	2.4
Selenium	mg/L	0.015	0.015	0.015	NS	NA	NC	NC	NC	0.011	**0.023**
Silver	mg/L	0.0012	0.0012	0.0012	NS	NA	NC	NC	NC	NC	NC
Sodium	mg/L	16	13	13	NS	NA	15.5	17.2	4.57	13	25
Thallium	mg/L	0.010	0.010	0.010	NS	NA	NC	NC	NC	0.010	**0.22**
Tin	mg/L	NA	NA	NA	NS	NA	NC	NC	NC	**0.54**	**0.54**
Vanadium	mg/L	**0.0046**	**0.0075**	**0.0052**	NS	NA	NC	NC	NC	**0.0037**	**4.3**
Zinc	mg/L	0.0050	0.0050	0.0050	NS	NA	0.00500	16.7	38.9	0.0023	100
VOLATILE ORGANIC COMPOUNDS											
Bromoform	µg/L	0.27	0.27	0.27	NS	0.27	NC	NC	NC	NC	NC
Chloromethane	µg/L	0.14	0.14	0.14	NS	0.14	NC	NC	NC	NC	NC
Dibromochloromethane	µg/L	0.13	0.13	0.13	NS	0.13	NC	NC	NC	NC	NC
Methylene Chloride	µg/L	0.48	0.48	0.48	NS	0.48	NC	NC	NC	NC	NC

TABLE 71
HISTORICAL SUMMARY DATA - MONITORING WELL N-16B
RIALTO GWTS PERCHLORATE AND VOC REMEDIATION

ANALYTE	UNITS	May 2008	Aug 2008	Nov 2008	Feb 2009	May 2009	Aug 2009	Nov 2009	Feb 2010	May 2010
GENERAL CHEMISTRY										
Alkalinity (Total)	mg/L	NA	NA	NA	NA	NA	NA	NA	NA	NA
Chloride	mg/L	NA	NA	NA	NA	NA	NA	NA	NA	NA
Hardness (Dissolved)	mg/L	NA	NA	NA	NA	NA	NA	NA	NA	NA
MBAS	mg/L	NA	NA	NA	NA	NA	NA	NA	NA	NA
Nitrate as N	mg/L	NA	NA	NA	NA	NA	NA	NA	NA	NA
Perchlorate	µg/L	0.30	0.30	0.30	0.82	0.35	0.35	0.35	0.35	0.35
Sulfate	mg/L	NA	NA	NA	NA	NA	NA	NA	NA	NA
Total Dissolved Solids	mg/L	NA	NA	NA	NA	NA	NA	NA	NA	NA
FIELD PARAMETERS										
Dissolved Oxygen	mg/L	7.85	5.78	4.58	6.39	7.45	17.03	9.17	7.01	5.88
pH	Units	7.62	7.64	7.38	7.41	7.40	6.81	6.39	6.84	6.97
Specific Conductance	µmhos/cm	372	399	396	391	409	389	422	433	449
Temperature	°C	18.55	20.85	19.80	19.20	19.95	22.58	21.52	19.0	19.40
Turbidity	NTU	15.5	<5	<5	9.5	<5	<0.1	9.9	8.9	5.0
METALS:										
Barium	mg/L	NA	NA	NA	NA	NA	NA	NA	NA	NA
Calcium	mg/L	NA	NA	NA	NA	NA	NA	NA	NA	NA
Magnesium	mg/L	NA	NA	NA	NA	NA	NA	NA	NA	NA
Molybdenum	mg/L	NA	NA	NA	NA	NA	NA	NA	NA	NA
Potassium	mg/L	NA	NA	NA	NA	NA	NA	NA	NA	NA
Sodium	mg/L	NA	NA	NA	NA	NA	NA	NA	NA	NA
VOLATILE ORGANIC COMPOUNDS										
1,1-Dichloroethane	µg/L	**0.37**	**0.49**	0.53	0.63	**0.46**	0.55	0.58	**0.43**	**0.48**
1,2-Dichloropropane	µg/L	0.41	0.16	**0.17**	0.16	0.16	0.16	0.12	0.12	**0.29**
Chloroform	µg/L	0.24	**0.27**	0.23	0.23	0.23	0.23	0.072	**0.10**	0.072
cis-1,2-Dichloroethene	µg/L	0.50	0.73	0.75	0.83	0.66	0.94	0.79	0.64	0.64
Dichlorodifluoromethane	µg/L	1.2	1.5	1.6	1.3	0.22	0.78	0.76	0.79	0.11
Methylene Chloride	µg/L	**0.43**	0.27	0.27	**0.53**	0.27	0.28	0.28	0.28	0.28
Tetrachloroethene	µg/L	2.4	3.0	3.7	4.7	3.5	3.2	3.4	3.5	3.7
Trichloroethene	µg/L	0.19	0.16	0.53	0.75	0.54	0.62	0.56	0.54	**0.48**
Trichlorofluoromethane	µg/L	**0.28**	**0.31**	**0.32**	**0.29**	**0.30**	**0.24**	**0.22**	**0.21**	0.11
TIC: Dichlorofluoromethane	µg/L	NR	NR	NR	NR	NR	NR	NR	NR	NR
SEMI-VOLATILE ORGANIC COMPOUNDS (EPA 8270): ND										
ORGANOCHLORINE PESTICIDES AND PCB'S (EPA 8080): ND										
CHLORINATED HERBICIDES (EPA 8151A): ND										
NDMA (EPA 8270): ND										

TABLE 71 (CONT'D)
HISTORICAL SUMMARY DATA - MONITORING WELL N-16 B
RIALTO GWTS PERCHLORATE AND VOC REMEDIATION

ANALYTE	UNITS	Aug 2010	Nov 2010	Feb 2011	May 2011	Aug 2011	Nov 2011	Jan 2012	Aug 2012	Feb 2013
GENERAL CHEMISTRY										
Alkalinity (Total)	mg/L	NA	NA	NA	NA	NA	NA	NA	NA	NA
Chloride	mg/L	NA	NA	NA	NA	NA	NA	NA	NA	NA
Hardness (Dissolved)	mg/L	NA	NA	NA	NA	NA	NA	NA	NA	NA
MBAS	mg/L	NA	NA	NA	NA	NA	NA	NA	NA	NA
Nitrate as N	mg/L	NA	NA	NA	NA	NA	NA	NA	NA	NA
Perchlorate	µg/L	**0.90**	**1.1**	**1.4**	0.61	0.61	0.27	0.20	0.81	0.81
Sulfate	mg/L	NA	NA	NA	NA	NA	NA	NA	NA	NA
Total Dissolved Solids	mg/L	NA	NA	NA	NA	NA	NA	NA	NA	NA
FIELD PARAMETERS										
Dissolved Oxygen	mg/L	5.31	6.35	6.01	9.02	3.91	6.28	5.08	8.72	5.20
pH	Units	6.84	6.67	7.73	17.17	7.48	7.89	7.33	7.64	8.30
Specific Conductance	µmhos/cm	457	496	473	513	568	510	490	382	329
Temperature	°C	21.46	16.34	14.69	17.19	23.37	20.08	16.30	25.17	20.43
Turbidity	NTU	<5	19.8	535.0	>800	17.7	74.9	11.5	<5	<5
METALS:										
Barium	mg/L	NA	NA	NA	NA	NA	NA	NA	NA	NA
Calcium	mg/L	NA	NA	NA	NA	NA	NA	NA	NA	NA
Magnesium	mg/L	NA	NA	NA	NA	NA	NA	NA	NA	NA
Molybdenum	mg/L	NA	NA	NA	NA	NA	NA	NA	NA	NA
Potassium	mg/L	NA	NA	NA	NA	NA	NA	NA	NA	NA
Sodium	mg/L	NA	NA	NA	NA	NA	NA	NA	NA	NA
VOLATILE ORGANIC COMPOUNDS										
1,1-Dichloroethane	µg/L	1.8	1.6	1.5	1.5	1.7	1.2	0.66	0.11	**0.27**
1,2-Dichloropropane	µg/L	3.7	3.2	2.3	2.4	2.9	1.8	0.94	0.13	**0.16**
Chloroform	µg/L	**0.19**	0.12	**0.14**	**0.14**	**0.17**	0.12	0.12	0.12	0.12
cis-1,2-Dichloroethene	µg/L	0.69	0.52	0.54	**0.24**	**0.27**	**0.13**	**0.17**	0.085	0.085
Dichlorodifluoromethane	µg/L	0.63	0.87	1.0	1.4	1.8	1.2	0.78	0.73	1.0
Methylene Chloride	µg/L	0.48	0.48	0.48	0.48	0.48	0.48	0.48	0.48	0.48
Tetrachloroethene	µg/L	7.1	5.8	7.6	8.1	7.4	6.6	4.2	2.3	3.1
Trichloroethene	µg/L	0.98	0.80	0.99	0.73	0.82	0.64	**0.45**	**0.18**	**0.26**
Trichlorofluoromethane	µg/L	0.51	**0.47**	0.69	1.20	1.4	0.97	0.57	**0.42**	0.60
TIC: Dichlorofluoromethane	µg/L	NR	1.4	NR	0.91	4.2	1.3	160[(6)]	NR	0.55
SEMI-VOLATILE ORGANIC COMPOUNDS (EPA 8270): ND										
ORGANOCHLORINE PESTICIDES AND PCB'S (EPA 8080): ND										
CHLORINATED HERBICIDES (EPA 8151A): ND										
NDMA (EPA 8270): ND										

TABLE 71 (CONT'D)
HISTORICAL SUMMARY DATA - MONITORING WELL N-16 B
RIALTO GWTS PERCHLORATE AND VOC REMEDIATION

ANALYTE	UNITS	Aug 2013	Feb 2014	Aug 2014	Feb 2015	Jul 2015	MED.	AVG.	STD. DEV.	MIN.	MAX.
GENERAL CHEMISTRY											
Alkalinity (Total)	mg/L	NA	NA	NA	180	NA	180	180	0.0	180	180
Chloride	mg/L	NA	NA	NA	5.9	NA	5.90	5.90	0	5.9	5.9
Hardness (Dissolved)	mg/L	NA	NA	NA	170	NA	170	170	0.0	170	170
MBAS	mg/L	NA	NA	NA	0.015	NA	NC	NC	NC	NC	NC
Nitrate as N	mg/L	NA	NA	NA	4.2	NA	4.20	4.20	0.0	4.2	4.2
Perchlorate	µg/L	0.81	0.45	0.45	1.3	1.3	NC	NC	NC	0.20	**1.4**
Sulfate	mg/L	NA	NA	NA	18	NA	18.0	18.0	0.0	18	18
Total Dissolved Solids	mg/L	NA	NA	NA	270	NA	270	270	0.0	270	270
FIELD PARAMETERS											
Dissolved Oxygen	mg/L	4.47	8.88	6.95	7.92	7.94	6.37	7.32	3.24	3.91	17.03
pH	Units	7.15	8.10	7.98	7.57	8.11	7.45	8.05	2.76	5.84	17.17
Specific Conductance	µmhos/cm	358	362	360	1150	383	416	506	249	329	1170
Temperature	°C	20.54	18.46	25.70	22.80	23.18	20.0	20.1	3.12	14.69	25.70
Turbidity	NTU	7.4	6.2	4.8	6.6	27.8	10.2	72.8	169	4.8	535.0
METALS:											
Barium	mg/L	NA	NA	NA	0.023	NA	0.0230	0.0230	0.00	0.023	0.023
Calcium	mg/L	NA	NA	NA	54	NA	54.0	54.0	0.0	54	54
Magnesium	mg/L	NA	NA	NA	8.1	NA	8.10	8.10	0.0	8.1	8.1
Molybdenum	mg/L	NA	NA	NA	**0.0021**	NA	NC	NC	NC	**0.0021**	**0.0021**
Potassium	mg/L	NA	NA	NA	2.6	NA	2.60	2.60	0.0	2.6	2.6
Sodium	mg/L	NA	NA	NA	9.2	NA	9.20	9.20	0.0	9.2	9.2
VOLATILE ORGANIC COMPOUNDS											
1,1-Dichloroethane	µg/L	**0.34**	**0.48**	0.11	0.11	0.53	0.530	0.734	0.574	0.11	1.8
1,2-Dichloropropane	µg/L	0.13	0.13	0.13	0.13	0.13	0.160	0.950	1.28	0.12	3.7
Chloroform	µg/L	0.12	0.12	0.12	0.12	0.12	NC	NC	NC	0.072	**0.27**
cis-1,2-Dichloroethene	µg/L	**0.18**	**0.27**	0.085	0.085	**0.20**	0.500	0.442	0.302	0.085	0.94
Dichlorodifluoromethane	µg/L	1.4	1.5	0.099	1.1	1.2	1.00	0.995	0.505	0.099	1.8
Methylene Chloride	µg/L	0.48	0.48	0.48	0.48	0.48	NC	NC	NC	0.27	**0.53**
Tetrachloroethene	µg/L	3.9	4.6	3.4	4.4	4.8	3.90	4.59	1.86	2.3	8.1
Trichloroethene	µg/L	**0.26**	**0.40**	**0.27**	**0.31**	**0.46**	0.530	0.523	0.266	0.16	0.99
Trichlorofluoromethane	µg/L	0.61	0.62	**0.40**	0.59	0.89	0.470	0.549	0.369	0.11	1.4
TIC: Dichlorofluoromethane	µg/L	NR	NR	NR	NR	NR	1.30	1.47	1.26	0.55	4.2
SEMI-VOLATILE ORGANIC COMPOUNDS (EPA 8270): ND											
ORGANOCHLORINE PESTICIDES AND PCB'S (EPA 8080): ND											
CHLORINATED HERBICIDES (EPA 8151A): ND											
NDMA (EPA 8270): ND											

TABLE 72
HISTORICAL SUMMARY DATA - MONITORING WELL N-16C1
RIALTO GWTS PERCHLORATE AND VOC REMEDIATION

ANALYTE	UNITS	May 2008	Aug 2008	Nov 2008	Feb 2009	May 2009	Aug 2009	Nov 2009	Feb 2010	May 2010
GENERAL CHEMISTRY										
Alkalinity (Total)	mg/L	NA	NA	NA	NA	NA	NA	NA	NA	NA
Chloride	mg/L	NA	NA	NA	NA	NA	NA	NA	NA	NA
Hardness (Dissolved)	mg/L	NA	NA	NA	NA	NA	NA	NA	NA	NA
MBAS	mg/L	NA	NA	NA	NA	NA	NA	NA	NA	NA
Nitrate as N	mg/L	NA	NA	NA	NA	NA	NA	NA	NA	NA
Perchlorate	µg/L	0.30	0.30	0.30	0.82	0.35	0.35	0.35	0.35	0.35
Sulfate	mg/L	NA	NA	NA	NA	NA	NA	NA	NA	NA
Total Dissolved Solids	mg/L	NA	NA	NA	NA	NA	NA	NA	NA	NA
FIELD PARAMETERS										
Dissolved Oxygen	mg/L	4.82	3.20	6.53	4.68	5.34	8.02	8.45	5.10	4.91
pH	Units	7.67	8.19	7.9	7.47	7.58	7.18	6.51	6.88	6.94
Specific Conductance	µmhos/cm	379	425	375	395	413	398	425	429	446
Temperature	°C	18.04	20.67	20.7	19.20	20.22	22.4	21.76	19.1	19.60
Turbidity	NTU	15.8	8.3	<5	14.0	<5	<5	<5	<5	<5
METALS: NA										
Calcium	mg/L	NA	NA	NA	NA	NA	NA	NA	NA	NA
Chromium	µg/L	NA	NA	NA	NA	NA	NA	NA	NA	NA
Magnesium	mg/L	NA	NA	NA	NA	NA	NA	NA	NA	NA
Molybdenum	µg/L	NA	NA	NA	NA	NA	NA	NA	NA	NA
Potassium	mg/L	NA	NA	NA	NA	NA	NA	NA	NA	NA
Sodium	mg/L	NA	NA	NA	NA	NA	NA	NA	NA	NA
VOLATILE ORGANIC COMPOUNDS										
1,1-Dichloroethane	µg/L	0.56	**0.48**	**0.46**	0.59	**0.48**	**0.46**	0.61	**0.40**	**0.47**
1,2-Dichloropropane	µg/L	0.61	0.16	0.16	0.16	0.16	0.16	0.12	0.12	**0.27**
Acetone	µg/L	7.4	7.4	7.4	4.6	4.6	4.6	4.6	4.6	4.6
Chloroform	µg/L	0.24	0.23	0.23	0.072	0.072	0.072	0.072	**0.11**	0.072
Chloromethane	µg/L	**0.42**[(6)]	0.20	0.20	0.20	0.20	0.20	0.11	0.11	0.11
cis-1,2-Dichloroethene	µg/L	**0.35**	0.67	0.54	0.78	0.60	0.78	0.73	0.61	0.62
Dichlorodifluoromethane	µg/L	1.7	1.4	1.4	1.3	0.22	0.74	0.79	0.79	0.11
Methylene Chloride	µg/L	**0.84**[(6)]	0.27	0.27	**0.42**	0.27	0.28	0.28	0.28	0.28
Tetrachloroethene	µg/L	2.6	2.4	2.6	4	3.2	2.8	3.2	3.3	3.4
Toluene	µg/L	0.24	0.12	0.12	0.12	0.12	0.12	0.093	0.093	0.093
Trichloroethene	µg/L	0.19	0.16	**0.42**	0.61	0.51	0.53	0.51	0.51	**0.46**
Trichlorofluoromethane	µg/L	**0.41**	**0.31**	**0.28**	**0.29**	**0.24**	**0.24**	**0.23**	**0.20**	0.11
TIC: 2,2,4,4,6,8,8-Heptamethylnonane	µg/L	NR	NR	NR	NR	NR	NR	NR	NR	NR
TIC: Cycloheptanol	µg/L	NR	NR	NR	NR	NR	NR	NR	NR	NR
TIC: Dichlorofluoromethane	µg/L	0.36	NR	NR	NR	NR	NR	NR	NR	NR
TIC: 2-Ethyl-1-hexanol	µg/L	NR	NR	NR	NR	NR	NR	NR	NR	NR
SEMI-VOLATILE ORGANIC COMPOUNDS (EPA 8270): NA										
bis(2-Ethylhexyl) phthalate	µg/L	NA	NA	NA	NA	NA	NA	NA	NA	NA
Dimethoate	µg/L	NA	NA	NA	NA	NA	NA	NA	NA	NA
Ethylene Glycol	µg/L	NA	NA	NA	NA	NA	NA	NA	NA	NA
ORGANOCHLORINE PESTICIDES AND PCB'S (EPA 8080): ND										
CHLORINATED HERBICIDES (EPA 8151A): ND										
NDMA (EPA 8270): ND										

TABLE 72 (CONT'D)
HISTORICAL SUMMARY DATA - MONITORING WELL N-16 C1
RIALTO GWTS PERCHLORATE AND VOC REMEDIATION

ANALYTE	UNITS	Aug 2010	Nov 2010	Feb 2011	May 2011	Aug 2011	Nov 2011	Jan 2012	Aug 2012	Feb 2013
GENERAL CHEMISTRY										
Alkalinity (Total)	mg/L	NA	NA	NA	NA	NA	NA	NA	NA	NA
Chloride	mg/L	NA	NA	NA	NA	NA	NA	NA	NA	NA
Hardness (Dissolved)	mg/L	NA	NA	NA	NA	NA	NA	NA	NA	NA
MBAS	mg/L	NA	NA	NA	NA	NA	NA	NA	NA	NA
Nitrate as N	mg/L	NA	NA	NA	NA	NA	NA	NA	NA	NA
Perchlorate	µg/L	**0.5**	**1.5**[6]	0.61	0.61	0.61	0.27	0.20	0.81	0.81
Sulfate	mg/L	NA	NA	NA	NA	NA	NA	NA	NA	NA
Total Dissolved Solids	mg/L	NA	NA	NA	NA	NA	NA	NA	NA	NA
FIELD PARAMETERS										
Dissolved Oxygen	mg/L	4.11	5.20	5.58	6.10	1.76	3.80	1.85	5.44	1.54
pH	Units	6.99	6.93	7.69	7.02	9.24	9.84	9.64	9.48	10.76
Specific Conductance	µmhos/cm	446	450	464	504	355	334	331	268	227
Temperature	°C	21.69	16.75	15.14	16.53	23.52	20.89	17.15	26.89	21.09
Turbidity	NTU	<5	37.8	71.7	174.0	296	<5	<5	11.8	<5
METALS: NA										
Calcium	mg/L	NA	NA	NA	NA	NA	NA	NA	NA	NA
Chromium	µg/L	NA	NA	NA	NA	NA	NA	NA	NA	NA
Magnesium	mg/L	NA	NA	NA	NA	NA	NA	NA	NA	NA
Molybdenum	µg/L	NA	NA	NA	NA	NA	NA	NA	NA	NA
Potassium	mg/L	NA	NA	NA	NA	NA	NA	NA	NA	NA
Sodium	mg/L	NA	NA	NA	NA	NA	NA	NA	NA	NA
VOLATILE ORGANIC COMPOUNDS										
1,1-Dichloroethane	µg/L	1.6	1.4	1.5	0.2	**0.42**	**0.40**	**0.48**	0.11	**0.49**
1,2-Dichloropropane	µg/L	3.3	2.8	2.4	2.0	0.13	**0.27**	**0.40**	0.13	**0.41**
Acetone	µg/L	4.6	4.6	4.6	4.6	29[5]	16[5]	11[5]	10	4.6
Chloroform	µg/L	**0.19**	0.12	**0.16**	**0.12**	0.12	0.12	0.12	0.12	0.12
Chloromethane	µg/L	0.14	0.14	0.14	0.14	0.14	0.14	0.14	0.14	0.14
cis-1,2-Dichloroethene	µg/L	0.59	**0.45**	**0.49**	**0.22**	0.085	0.085	0.085	0.085	0.085
Dichlorodifluoromethane	µg/L	0.57	0.78	0.99	1.2	**0.44**	**0.33**	**0.32**	**0.38**	**0.28**
Methylene Chloride	µg/L	0.48	0.48	0.48	0.48	0.48	0.48	0.48	0.48	0.48
Tetrachloroethene	µg/L	6.1	5.2	7.3	6.2	0.13	0.13	0.13	0.13	0.13
Toluene	µg/L	0.093	0.093	0.093	0.093	1.8[5]	2.8[5]	3.3[5]	2.6	2.4
Trichloroethene	µg/L	0.92	0.71	0.89	0.60	0.085	0.085	0.085	0.085	0.085
Trichlorofluoromethane	µg/L	**0.44**	**0.42**	0.67	0.96	0.13	0.13	0.13	0.13	0.13
TIC: 2,2,4,4,6,8,8-Heptamethylnonane	µg/L	NR	NR	NR	NR	NR	0.73	NR	NR	NR
TIC: Cycloheptanol	µg/L	NR	NR	NR	NR	NR	NR	6.0	NR	NR
TIC: Dichlorofluoromethane	µg/L	NR	1.2	NR	0.91	1.3	74.0	98	NR	NR
TIC: 2-Ethyl-1-hexanol	µg/L	NR	NR	NR	NR	NR	NR	NR	NR	NR
SEMI-VOLATILE ORGANIC COMPOUNDS (EPA 8270): NA										
bis(2-Ethylhexyl) phthalate	µg/L	NA	NA	NA	NA	NA	NA	NA	NA	NA
Dimethoate	µg/L	NA	NA	NA	NA	NA	NA	NA	NA	NA
Ethylene Glycol	µg/L	NA	NA	NA	NA	NA	NA	NA	NA	NA
ORGANOCHLORINE PESTICIDES AND PCB'S (EPA 8080): ND										
CHLORINATED HERBICIDES (EPA 8151A): ND										
NDMA (EPA 8270): ND										

TABLE 72 (CONT'D)
HISTORICAL SUMMARY DATA - MONITORING WELL N-16 C1
RIALTO GWTS PERCHLORATE AND VOC REMEDIATION

ANALYTE	UNITS	Aug 2013	Feb 2014	Aug 2014	Feb 2015	Jul 2015	MED.	AVG.	STD. DEV.	MIN.	MAX.
GENERAL CHEMISTRY											
Alkalinity (Total)	mg/L	NA	NA	NA	110	NA	110	110	0.0	110	110
Chloride	mg/L	NA	NA	NA	5.9	NA	5.90	5.90	0	5.9	5.9
Hardness (Dissolved)	mg/L	NA	NA	NA	6.8	NA	6.80	6.80	0.0	6.8	6.8
MBAS	mg/L	NA	NA	NA	1.1	NA	1.10	1.10	0.0	1.1	1.1
Nitrate as N	mg/L	NA	NA	NA	**0.079**	NA	NC	NC	NC	**0.079**	**0.079**
Perchlorate	µg/L	0.81	0.45	0.45	1.3	1.3	NC	NC	NC	0.20	**0.50**
Sulfate	mg/L	NA	NA	NA	**0.68**	NA	NC	NC	NC	**0.68**	**0.68**
Total Dissolved Solids	mg/L	NA	NA	NA	170	NA	170	170	0.0	170	170
FIELD PARAMETERS											
Dissolved Oxygen	mg/L	0.71	2.18	1.65	2.29	2.34	4.40	4.07	2.35	0.71	8.45
pH	Units	9.72	10.78	9.71	9.95	10.31	8.05	8.51	1.48	6.51	10.78
Specific Conductance	µmhos/cm	243	312	229	834	827	406	432	176	227	834
Temperature	°C	19.54	18.63	25.40	22.78	23.12	20.4	20.5	3.15	15.14	26.89
Turbidity	NTU	23.7	2.7	2.7	4.0	24.3	14.9	61.4	101	0.0	296
METALS: NA											
Calcium	mg/L	NA	NA	NA	0.92	NA	0.920	0.920	0.0	0.92	0.92
Chromium	µg/L	NA	NA	NA	**1.9**	NA	NC	NC	NC	**1.9**	**1.9**
Magnesium	mg/L	NA	NA	NA	1.1	NA	1.10	1.10	0.0	1.1	1.1
Molybdenum	µg/L	NA	NA	NA	**3.1**	NA	NC	NC	NC	**3.1**	**3.1**
Potassium	mg/L	NA	NA	NA	3.1	NA	3.10	3.10	0.0	3.1	3.1
Sodium	mg/L	NA	NA	NA	43	NA	43.0	43.0	0.0	43	43
VOLATILE ORGANIC COMPOUNDS											
1,1-Dichloroethane	µg/L	**0.47**	**0.40**	0.11	**0.46**	**0.41**	0.470	0.587	0.441	0.11	1.6
1,2-Dichloropropane	µg/L	**0.40**	**0.35**	0.13	**0.32**	**0.36**	0.270	0.750	1.06	0.12	3.3
Acetone	µg/L	4.6	4.6	4.6	4.6	15	4.60	5.75	2.58	4.6	15
Chloroform	µg/L	0.12	0.12	0.12	0.12	0.12	NC	NC	NC	0.072	**0.19**
Chloromethane	µg/L	0.14	0.14	0.14	0.14	0.14	NC	NC	NC	NC	NC
cis-1,2-Dichloroethene	µg/L	0.085	0.085	0.085	0.085	0.085	0.350	0.366	0.282	0.085	0.78
Dichlorodifluoromethane	µg/L	**0.19**	0.099	0.099	0.099	0.099	0.440	0.645	0.537	0.099	1.7
Methylene Chloride	µg/L	0.48	0.48	0.48	0.48	0.48	NC	NC	NC	0.27	**0.42**
Tetrachloroethene	µg/L	0.13	0.13	0.13	0.13	0.13	2.60	2.44	2.47	0.13	7.3
Toluene	µg/L	2.3	2.2	1.8	2.3	1.8	0.120	0.890	1.07	0.093	2.6
Trichloroethene	µg/L	0.085	0.085	0.085	0.085	0.085	0.190	0.355	0.300	0.085	0.92
Trichlorofluoromethane	µg/L	0.13	0.13	0.13	0.13	0.13	0.200	0.275	0.216	0.11	0.96
TIC: 2,2,4,4,6,8,8-Heptamethylnonane	µg/L	NR	NR	NR	NR	NR	0.730	0.730	0.0	0.73	0.73
TIC: Cycloheptanol	µg/L	NR	NR	NR	NR	NR	6.00	6.00	0.0	6.0	6.0
TIC: Dichlorofluoromethane	µg/L	NR	NR	NR	NR	NR	1.25	34.3	46.7	0.36	98
TIC: 2-Ethyl-1-hexanol	µg/L	NR	NR	NR	NR	1.0	NC	NC	NC	1.0	1.0
SEMI-VOLATILE ORGANIC COMPOUNDS (EPA 8270): NA											
Benzoic acid	µg/L	NA	NA	NA	23	NA	23.0	23.0	0.0	23	23
bis(2-Ethylhexpl)phthalate	µg/L	NA	NA	NA	15	NA	15.0	15.0	0.0	15	15
Phenol	µg/L	NA	NA	NA	15	NA	15.0	15.0	0.0	15	15
ORGANOCHLORINE PESTICIDES AND PCB'S (EPA 8080): ND											
CHLORINATED HERBICIDES (EPA 8151A): ND											
NDMA (EPA 8270): ND											

TABLE 73
HISTORICAL SUMMARY DATA - MONITORING WELL N-16C2
RIALTO GWTS PERCHLORATE AND VOC REMEDIATION

ANALYTE	UNITS	May 2008	Aug 2008	Nov 2008	Feb 2009	May 2009	Aug 2009	Nov 2009	Feb 2010	May 2010
GENERAL CHEMISTRY										
Alkalinity (Total)	mg/L	NA	NA	NA	NA	NA	NA	NA	NA	NA
Chloride	mg/L	NA	NA	NA	NA	NA	NA	NA	NA	NA
Hardness (Dissolved)	mg/L	NA	NA	NA	NA	NA	NA	NA	NA	NA
MBAS	mg/L	NA	NA	NA	NA	NA	NA	NA	NA	NA
Nitrate as N	mg/L	NA	NA	NA	NA	NA	NA	NA	NA	NA
Perchlorate	µg/L	0.30	0.30	**1.0**	**1.0**	0.35	0.35	0.35	0.35	0.35
Sulfate	mg/L	NA	NA	NA	NA	NA	NA	NA	NA	NA
Total Dissolved Solids	mg/L	NA	NA	NA	NA	NA	NA	NA	NA	NA
FIELD PARAMETERS										
Dissolved Oxygen	mg/L	5.61	2.54	2.80	4.26	5.12	15.23	8.62	4.91	4.79
pH	Units	7.75	8.50	8.0	7.81	7.73	7.01	6.70	6.99	7.07
Specific Conductance	µmhos/cm	383	445	429	412	425	408	431	430	450
Temperature	°C	17.7	21.11	20.23	19.48	20.16	22.46	21.59	19.1	19.93
Turbidity	NTU	39.7	61.2	21.6	<5	<5	<5	6.9	<5	6.1
METALS: NA										
Calcium	mg/L	NA	NA	NA	NA	NA	NA	NA	NA	NA
Magnesium	mg/L	NA	NA	NA	NA	NA	NA	NA	NA	NA
Molybdenum	µg/L	NA	NA	NA	NA	NA	NA	NA	NA	NA
Potassium	mg/L	NA	NA	NA	NA	NA	NA	NA	NA	NA
Sodium	mg/L	NA	NA	NA	NA	NA	NA	NA	NA	NA
VOLATILE ORGANIC COMPOUNDS										
1,1-Dichloroethane	µg/L	0.51	0.51	**0.48**	0.58	0.50	**0.49**	0.55	**0.39**	**0.47**
1,2-Dichloropropane	µg/L	0.64	0.16	0.16	0.16	0.16	0.16	0.12	0.12	**0.23**
Acetone	µg/L	7.4	7.4	7.4	7.4	7.4	7.4	7.4	7.4	7.4
Chloroform	µg/L	0.24	**0.26**	0.23	0.23	0.23	0.23	0.072	0.072	**0.12**[5]
Chloromethane	µg/L	0.57[6]	0.20	0.20	0.20	0.20	0.20	0.11	0.11	0.11
cis-1,2-Dichloroethene	µg/L	0.32[6]	0.61	0.61	0.72	0.62	0.73	0.65	0.58	0.57
Dichlorodifluoromethane	µg/L	1.3	1.5	1.5	1.2	0.22	0.76	0.76	0.77	0.54
Methylene Chloride	µg/L	**0.78**[6]	0.27	0.27	**0.53**[6]	0.27	0.28	0.28	0.28	0.28
Methyl ethyl ketone	µg/L	2.5	2.5	2.5	2.5	2.5	2.5	2.5	2.5	2.5
t-Butyl alcohol (TBA)	µg/L	8.6	9.2	9.2	NA	NA	NA	NA	NA	NA
Tetrachloroethene	µg/L	2.1	2.0	2.8	3.6	3.4	3.1	3.0	3.2	3.3
Toluene	µg/L	0.24	0.12	0.12	0.12	0.12	0.12	0.12	0.12	0.12
Trichloroethene	µg/L	0.19	**0.44**	**0.46**	0.66	0.51	0.55	**0.49**	0.51	**0.46**
Trichlorofluoromethane	µg/L	**0.35**	**0.28**	**0.30**	**0.31**	**0.30**	**0.23**	**0.21**	**0.22**	**0.20**
TIC: 1,3,4-Trimethyl-2-pyrazoline	µg/L	NR	NR	NR	NR	NR	NR	NR	NR	NR
TIC: 2,2,4,4,6,8,8-Heptamethylnonane	µg/L	NR	NR	NR	NR	NR	NR	NR	NR	NR
TIC: 2,6-Dimethyloctane	µg/L	NR	NR	NR	NR	NR	NR	NR	NR	NR
TIC: 4,4-Dimethyl-2-pentanone	µg/L	NR	NR	NR	NR	NR	NR	NR	NR	NR
TIC: 2-Ethyl-1-hexanol	µg/L	NR	NR	NR	NR	NR	NR	NR	NR	NR
TIC: Dichlorofluoromethane	µg/L	0.30	NR	NR	NR	NR	NR	NR	NR	NR
TIC: Propane	µg/L	NR	NR	NR	NR	NR	NR	NR	NR	NR
SEMI-VOLATILE ORGANIC COMPOUNDS (EPA 8270): NA										
Benzoic acid	µg/L	NA	NA	NA	NA	NA	NA	NA	NA	NA
bis(2-Ethylhexyl) phthalate	µg/L	NA	NA	NA	NA	NA	NA	NA	NA	NA
Phenol	µg/L	NA	NA	NA	NA	NA	NA	NA	NA	NA
ORGANOCHLORINE PESTICIDES AND PCB'S (EPA 8080): ND										
CHLORINATED HERBICIDES (EPA 8151A): ND										
NDMA (EPA 8270): ND										

TABLE 73 (CONT'D)
HISTORICAL SUMMARY DATA - MONITORING WELL N-16 C2
RIALTO GWTS PERCHLORATE AND VOC REMEDIATION

ANALYTE	UNITS	Aug 2010	Nov 2010	Feb 2011	May 2011	Aug 2011	Nov 2011	Jan 2012	Aug 2012	Feb 2013
GENERAL CHEMISTRY										
Alkalinity (Total)	mg/L	NA	NA	NA	NA	NA	NA	NA	NA	NA
Chloride	mg/L	NA	NA	NA	NA	NA	NA	NA	NA	NA
Hardness (Dissolved)	mg/L	NA	NA	NA	NA	NA	NA	NA	NA	NA
MBAS	mg/L	NA	NA	NA	NA	NA	NA	NA	NA	NA
Nitrate as N	mg/L	NA	NA	NA	NA	NA	NA	NA	NA	NA
Perchlorate	µg/L	**0.81**	**1.2**	0.61	0.61	0.61	0.27	0.20	**1.2**	**2.2**
Sulfate	mg/L	NA	NA	NA	NA	NA	NA	NA	NA	NA
Total Dissolved Solids	mg/L	NA	NA	NA	NA	NA	NA	NA	NA	NA
FIELD PARAMETERS										
Dissolved Oxygen	mg/L	3.88	5.94	5.55	5.28	1.77	3.79	2.08	2.90	2.66
pH	Units	7.07	6.91	7.62	6.98	9.00	9.75	9.68	9.75	10.74
Specific Conductance	µmhos/cm	448	450	470	582	303	290	294	267	237
Temperature	°C	22.06	16.73	15.04	16.93	22.87	20.93	17.46	25.75	21.70
Turbidity	NTU	5.9	70.3	140.0	345.0	134	50.8	<5	11.5	<5
METALS: NA										
Calcium	mg/L	NA	NA	NA	NA	NA	NA	NA	NA	NA
Magnesium	mg/L	NA	NA	NA	NA	NA	NA	NA	NA	NA
Molybdenum	µg/L	NA	NA	NA	NA	NA	NA	NA	NA	NA
Potassium	mg/L	NA	NA	NA	NA	NA	NA	NA	NA	NA
Sodium	mg/L	NA	NA	NA	NA	NA	NA	NA	NA	NA
VOLATILE ORGANIC COMPOUNDS										
1,1-Dichloroethane	µg/L	1.5	1.4	1.5	1.3	0.64	**0.46**	**0.45**	0.11	0.62
1,2-Dichloropropane	µg/L	3.1	2.5	2.4	1.9	0.13	**0.37**	**0.40**	0.13	0.56
Acetone	µg/L	4.6	4.6	4.6	4.6	65[5]	63[5]	81[5]	60	4.6
Chloroform	µg/L	**0.17**	0.12	**0.13**	**0.14**	0.12	0.12	0.12	0.12	0.12
Chloromethane	µg/L	0.14	0.14	0.14	0.14	0.14	0.14	0.14	0.14	0.14
cis-1,2-Dichloroethene	µg/L	0.61	**0.43**	**0.41**	**0.26**	0.085	0.085	0.085	0.085	0.085
Dichlorodifluoromethane	µg/L	0.58	0.79	0.98	0.98	0.52	**0.27**	**0.22**	**0.28**	**0.27**
Methylene Chloride	µg/L	0.48	0.48	0.48	0.48	0.48	0.48	0.48	0.48	0.48
Methyl ethyl ketone	µg/L	2.5	2.5	2.5	2.5	2.5	**3.8**[6]	**6.5**[6]	2.5	2.5
t-Butyl alcohol (TBA)	µg/L	NA	NA	NA	NA	0.48	0.48	0.48	0.48	0.48
Tetrachloroethene	µg/L	5.6	4.5	7.2	6.0	0.13	0.13	0.13	0.13	0.13
Toluene	µg/L	0.093	0.093	0.093	0.093	9.1[5]	4.2[5]	5.9[5]	6.3	6.0
Trichloroethene	µg/L	0.87	0.66	0.96	0.64	0.085	0.085	0.085	0.085	0.085
Trichlorofluoromethane	µg/L	**0.45**	**0.40**	0.63	0.73	0.13	0.13	0.13	0.13	0.13
TIC: 1,3,4-Trimethyl-2-pyrazoline	µg/L	NR	NR	NR	NR	NR	0.48	NR	NR	NR
TIC: 2,2,4,4,6,8,8-Heptamethylnonane	µg/L	NR	NR	NR	NR	NR	2.1	NR	NR	8.9
TIC: 2,6-Dimethyloctane	µg/L	NR	NR	NR	NR	NR	NR	2.3	NR	NR
TIC: 4,4-Dimethyl-2-pentanone	µg/L	NR	NR	NR	NR	NR	NR	7.8	2.2	NR
TIC: 2-Ethyl-1-hexanol	µg/L	NR	NR	NR	NR	NR	NR	NR	NR	NR
TIC: Dichlorofluoromethane	µg/L	NR	NR	NR	0.95	2.1	0.64	1.4	NR	NR
TIC: Propane	µg/L	NR	NR	NR	NR	NR	NR	NR	NR	0.58
SEMI-VOLATILE ORGANIC COMPOUNDS (EPA 8270): NA										
Benzoic acid	µg/L	NA	NA	NA	NA	NA	NA	NA	NA	NA
bis(2-Ethylhexyl) phthalate	µg/L	NA	NA	NA	NA	NA	NA	NA	NA	NA
Phenol	µg/L	NA	NA	NA	NA	NA	NA	NA	NA	NA
ORGANOCHLORINE PESTICIDES AND PCB'S (EPA 8080): ND										
CHLORINATED HERBICIDES (EPA 8151A): ND										
NDMA (EPA 8270): ND										

TABLE 73 (CONT'D)
HISTORICAL SUMMARY DATA - MONITORING WELL N-16 C2
RIALTO GWTS PERCHLORATE AND VOC REMEDIATION

ANALYTE	UNITS	Aug 2013	Feb 2014	Aug 2014	Feb 2015	Jul 2015	MED.	AVG.	STD. DEV.	MIN.	MAX.
GENERAL CHEMISTRY											
Alkalinity (Total)	mg/L	NA	NA	NA	110	NA	110	110	0.0	110	110
Chloride	mg/L	NA	NA	NA	6.3	NA	6.30	6.30	0.0	6.3	6.3
Hardness (Dissolved)	mg/L	NA	NA	NA	6.1	NA	6.10	6.10	0.00	6.1	6.1
MBAS	mg/L	NA	NA	NA	0.49	NA	0.490	0.490	0.0	0.49	0.49
Nitrate as N	mg/L	NA	NA	NA	0.018	NA	NC	NC	NC	NC	NC
Perchlorate	µg/L	0.81	**1.6**	0.45	**1.9**	**1.3**	NC	NC	NC	**0.1**	**2.2**
Sulfate	mg/L	NA	NA	NA	**0.23**	NA	NC	NC	NC	**0.23**	**0.23**
Total Dissolved Solids	mg/L	NA	NA	NA	170	NA	170	170	0.0	170	170
FIELD PARAMETERS											
Dissolved Oxygen	mg/L	2.33	5.53	2.68	1.82	1.80	3.84	4.63	3.57	1.68	15.23
pH	Units	9.85	10.15	9.91	10.18	10.72	8.25	8.57	1.45	6.70	10.74
Specific Conductance	µmhos/cm	254	236	243	864	234	419	414	174	234	864
Temperature	°C	20.49	18.80	22.90	22.84	23.97	20.4	20.4	2.87	15.04	25.75
Turbidity	NTU	3.2	0.9	8.9	0.9	9.7	10.6	63.1	105	0.0	345.0
METALS:											
Calcium	mg/L	NA	NA	NA	0.78	NA	0.780	0.780	0.00	0.78	0.78
Magnesium	mg/L	NA	NA	NA	1.0	NA	1.00	1.00	0.0	1.0	1.0
Molybdenum	µg/L	NA	NA	NA	**1.8**	NA	NC	NC	NC	**1.8**	**1.8**
Potassium	mg/L	NA	NA	NA	4.6	NA	4.60	4.60	0.0	4.6	4.6
Sodium	mg/L	NA	NA	NA	42	NA	42.0	42.0	0.0	42	42
VOLATILE ORGANIC COMPOUNDS											
1,1-Dichloroethane	µg/L	0.57	0.56	0.11	0.55	**0.45**	0.510	0.652	0.428	0.11	1.5
1,2-Dichloropropane	µg/L	0.50	0.50	0.13	**0.44**	0.52	0.370	0.748	0.981	0.12	3.1
Acetone	µg/L	4.6	**7.6**	4.6	4.6	20	7.40	11.6	16.0	4.6	60
Chloroform	µg/L	0.12	0.12	0.12	0.12	0.12	NC	NC	NC	0.072	**0.26**
Chloromethane	µg/L	0.14	0.14	0.14	0.14	0.14	NC	NC	NC	NC	NC
cis-1,2-Dichloroethene	µg/L	0.085	0.085	0.085	0.085	0.085	0.335	0.353	0.271	0.085	0.73
Dichlorodifluoromethane	µg/L	**0.20**	0.099	0.099	0.099	0.099	0.540	0.625	0.487	0.099	1.5
Methylene Chloride	µg/L	0.48	0.48	0.48	0.48	0.48	NC	NC	NC	NC	NC
Methyl ethyl ketone	µg/L	2.5	2.5	2.5	2.5	2.5	NC	NC	NC	2.5	**6.5**
t-Butyl alcohol (TBA)	µg/L	0.48	0.48	0.48	0.48	15	NC	NC	NC	0.48	15
Tetrachloroethene	µg/L	0.13	0.13	0.13	0.13	0.13	2.10	2.34	2.38	0.13	7.2
Toluene	µg/L	5.5	5.6	4.8	5.6	4.7	0.120	2.11	2.72	0.093	6.3
Trichloroethene	µg/L	0.085	0.085	0.085	0.085	0.085	0.440	0.372	0.304	0.085	0.96
Trichlorofluoromethane	µg/L	0.13	0.13	0.13	0.13	0.13	0.210	0.271	0.187	0.13	0.73
TIC: 1,3,4-Trimethyl-2-pyrazoline	µg/L	NR	NR	NR	NR	NR	0.480	0.480	0.0	0.48	0.48
TIC: 2,2,4,4,6,8,8-Heptamethylnonane	µg/L	NR	NR	NR	NR	NR	5.50	5.50	3.93	2.1	8.9
TIC: 2,6-Dimethyloctane	µg/L	NR	NR	NR	NR	NR	2.30	2.30	0.0	2.3	2.3
TIC: 4,4-Dimethyl-2-pentanone	µg/L	NR	NR	NR	NR	NR	5.00	5.00	3.23	2.2	7.8
TIC: 2-Ethyl-1-hexanol	µg/L	NR	NR	NR	NR	0.76	NC	NC	NC	NC	NC
TIC: Dichlorofluoromethane	µg/L	NR	NR	NR	NR	NR	0.950	1.11	0.775	0.30	2.1
TIC: Propane	µg/L	NR	NR	NR	NR	NR	0.580	0.580	0.0	0.58	0.58
SEMI-VOLATILE ORGANIC COMPOUNDS (EPA 8270):											
Benzoic acid	µg/L	NA	NA	NA	33	NA	33.0	33.0	0.0	33	33
bis(2-Ethylhexyl) phthalate	µg/L	NA	NA	NA	6.4	NA	6.40	6.40	0	6.4	6.4
Phenol	µg/L	NA	NA	NA	3.2	NA	3.20	3.20	0	3.2	3.2
ORGANOCHLORINE PESTICIDES AND PCB'S (EPA 8080): ND											
CHLORINATED HERBICIDES (EPA 8151A): ND											
NDMA (EPA 8270): ND											

TABLE 74
HISTORICAL SUMMARY DATA - MONITORING WELL N-17 B
RIALTO GWTS PERCHLORATE AND VOC REMEDIATION

ANALYTE	UNITS	May 2008	Aug 2008	Nov 2008	Feb 2009	May 2009	Aug 2009	Nov 2009	Feb 2010	May 2010
GENERAL CHEMISTRY										
Chloride	mg/L	NA	NA	NA	NA	NA	NA	NA	NA	NA
Hardness	mg/L	NA	NA	NA	NA	NA	NA	NA	NA	NA
MBAS	mg/L	NA	NA	NA	NA	NA	NA	NA	NA	NA
Nitrate as N	mg/L	NA	NA	NA	NA	NA	NA	NA	NA	NA
Perchlorate	µg/L	0.30	0.30	0.30	0.82	0.35	0.35	0.35	0.35	0.35
Sulfate	mg/L	NA	NA	NA	NA	NA	NA	NA	NA	NA
Total Alkainity as CaCO3	mg/L	NA	NA	NA	NA	NA	NA	NA	NA	NA
Total Dissolved Solids	mg/L	NA	NA	NA	NA	NA	NA	NA	NA	NA
FIELD PARAMETERS										
Dissolved Oxygen	mg/L	7.62	6.49	9.23	6.13	6.71	8.34	8.14	6.46	5.88
pH	Units	7.58	7.30	7.2	7.61	7.37	6.96	7.43	7.03	7.14
Specific Conductance	µmhos/cm	350	367	322	349	372	349	385	382	399
Temperature	°C	18.03	20.07	20.7	18.76	19.23	21.58	19.7	19.0	18.59
Turbidity	NTU	13.3	12.4	24.0	21.7	<5	<5	<5	<5	<5
METALS: NA										
Antimony	µg/L	NA	NA	NA	NA	NA	NA	NA	NA	NA
Arsenic	µg/L	NA	NA	NA	NA	NA	NA	NA	NA	NA
Barium	µg/L	NA	NA	NA	NA	NA	NA	NA	NA	NA
Beryllium	µg/L	NA	NA	NA	NA	NA	NA	NA	NA	NA
Boron	µg/L	NA	NA	NA	NA	NA	NA	NA	NA	NA
Cadmium	µg/L	NA	NA	NA	NA	NA	NA	NA	NA	NA
Calcium	mg/L	NA	NA	NA	NA	NA	NA	NA	NA	NA
Chromium VI	µg/L	NA	NA	NA	NA	NA	NA	NA	NA	NA
Chromium	µg/L	NA	NA	NA	NA	NA	NA	NA	NA	NA
Cobalt	µg/L	NA	NA	NA	NA	NA	NA	NA	NA	NA
Copper	µg/L	NA	NA	NA	NA	NA	NA	NA	NA	NA
Iron	µg/L	NA	NA	NA	NA	NA	NA	NA	NA	NA
Lead	µg/L	NA	NA	NA	NA	NA	NA	NA	NA	NA
Magnesium	mg/L	NA	NA	NA	NA	NA	NA	NA	NA	NA
Manganese	µg/L	NA	NA	NA	NA	NA	NA	NA	NA	NA
Mercury	µg/L	NA	NA	NA	NA	NA	NA	NA	NA	NA
Molybdenum	µg/L	NA	NA	NA	NA	NA	NA	NA	NA	NA
Nickel	µg/L	NA	NA	NA	NA	NA	NA	NA	NA	NA
Potassium	mg/L	NA	NA	NA	NA	NA	NA	NA	NA	NA
Selenium	µg/L	NA	NA	NA	NA	NA	NA	NA	NA	NA
Silver	µg/L	NA	NA	NA	NA	NA	NA	NA	NA	NA
Sodium	mg/L	NA	NA	NA	NA	NA	NA	NA	NA	NA
Thallium	µg/L	NA	NA	NA	NA	NA	NA	NA	NA	NA
Tin	µg/L	NA	NA	NA	NA	NA	NA	NA	NA	NA
Vanadium	µg/L	NA	NA	NA	NA	NA	NA	NA	NA	NA
Zinc	µg/L	NA	NA	NA	NA	NA	NA	NA	NA	NA
VOLATILE ORGANIC COMPOUNDS										
1,1-Dichloroethane	µg/L	0.25	0.13	0.13	**0.20**	**0.17**	0.13	**0.37**	**0.26**	**0.26**
1,2-Dichloropropane	µg/L	0.41	0.16	0.16	0.16	0.16	0.16	0.13	0.13	0.13
Chloroform	µg/L	0.23	0.23	0.23	0.23	0.23	0.23	0.072	0.072	0.072
cis-1,2-Dichloroethene	µg/L	0.32	0.32	0.32	0.32	0.11	0.11	0.11	**0.17**	0.11
Dichlorodifluoromethane	µg/L	0.92	1.1	1.5	1.4	**0.49**[6]	1.4	1.7	1.9	1.5
Tetrachloroethene	µg/L	1.2	1.1	1.4	1.7	1.9	1.9	2.4	2.6	2.6
Trichloroethene	µg/L	0.19	0.16	0.16	0.13	0.13	0.13	0.13	**0.25**	**0.21**
Trichlorofluoromethane	µg/L	0.28	**0.30**	**0.37**	0.22	**0.44**	**0.46**	0.58	0.52	0.52
TIC: Dichlorofluoromethane	µg/L	NR	NR	NR	NR	NR	NR	NR	NR	NR
SEMI-VOLATILE ORGANIC COMPOUNDS (EPA 8270): NA										
ORGANOCHLORINE PESTICIDES AND PCB'S (EPA 8080): NA										
CHLORINATED HERBICIDES (EPA 8151A): NA										

TABLE 74 (CONT'D)
HISTORICAL SUMMARY DATA - MONITORING WELL N-17 B
RIALTO GWTS PERCHLORATE AND VOC REMEDIATION

ANALYTE	UNITS	Aug 2010	Nov 2010	Feb 2011	May 2011	Aug 2011	Nov 2011	Jan 2012	Aug 2012	Feb 2013
GENERAL CHEMISTRY										
Chloride	mg/L	NA	NA	NA	NA	NA	NA	NA	NA	NA
Hardness	mg/L	NA	NA	NA	NA	NA	NA	NA	NA	NA
MBAS	mg/L	NA	NA	NA	NA	NA	NA	NA	NA	NA
Nitrate as N	mg/L	NA	NA	NA	NA	NA	NA	NA	NA	NA
Perchlorate	µg/L	0.35	0.61	0.61	0.61	0.61	0.27	**0.41**	0.81	26[6]
Sulfate	mg/L	NA	NA	NA	NA	NA	NA	NA	NA	NA
Total Alkainity as CaCO3	mg/L	NA	NA	NA	NA	NA	NA	NA	NA	NA
Total Dissolved Solids	mg/L	NA	NA	NA	NA	NA	NA	NA	NA	NA
FIELD PARAMETERS										
Dissolved Oxygen	mg/L	5.87	7.48	10.92	5.35	5.29	7.89	5.17	9.42	5.53
pH	Units	6.99	7.08	6.61	6.87	7.19	6.19	6.79	7.54	8.09
Specific Conductance	µmhos/cm	392	364	375	390	387	457	481	373	425
Temperature	°C	19.55	20.28	20.85	20.23	21.72	17.74	17.49	23.80	21.37
Turbidity	NTU	<5	<5	<5	9.8	6.3	28.1	22.2	54.3	<5
METALS: NA										
Antimony	µg/L	NA	NA	NA	NA	NA	NA	NA	NA	NA
Arsenic	µg/L	NA	NA	NA	NA	NA	NA	NA	NA	NA
Barium	µg/L	NA	NA	NA	NA	NA	NA	NA	NA	NA
Beryllium	µg/L	NA	NA	NA	NA	NA	NA	NA	NA	NA
Boron	µg/L	NA	NA	NA	NA	NA	NA	NA	NA	NA
Cadmium	µg/L	NA	NA	NA	NA	NA	NA	NA	NA	NA
Calcium	mg/L	NA	NA	NA	NA	NA	NA	NA	NA	NA
Chromium VI	µg/L	NA	NA	NA	NA	NA	NA	NA	NA	NA
Chromium	µg/L	NA	NA	NA	NA	NA	NA	NA	NA	NA
Cobalt	µg/L	NA	NA	NA	NA	NA	NA	NA	NA	NA
Copper	µg/L	NA	NA	NA	NA	NA	NA	NA	NA	NA
Iron	µg/L	NA	NA	NA	NA	NA	NA	NA	NA	NA
Lead	µg/L	NA	NA	NA	NA	NA	NA	NA	NA	NA
Magnesium	mg/L	NA	NA	NA	NA	NA	NA	NA	NA	NA
Manganese	µg/L	NA	NA	NA	NA	NA	NA	NA	NA	NA
Mercury	µg/L	NA	NA	NA	NA	NA	NA	NA	NA	NA
Molybdenum	µg/L	NA	NA	NA	NA	NA	NA	NA	NA	NA
Nickel	µg/L	NA	NA	NA	NA	NA	NA	NA	NA	NA
Potassium	mg/L	NA	NA	NA	NA	NA	NA	NA	NA	NA
Selenium	µg/L	NA	NA	NA	NA	NA	NA	NA	NA	NA
Silver	µg/L	NA	NA	NA	NA	NA	NA	NA	NA	NA
Sodium	mg/L	NA	NA	NA	NA	NA	NA	NA	NA	NA
Thallium	µg/L	NA	NA	NA	NA	NA	NA	NA	NA	NA
Tin	µg/L	NA	NA	NA	NA	NA	NA	NA	NA	NA
Vanadium	µg/L	NA	NA	NA	NA	NA	NA	NA	NA	NA
Zinc	µg/L	NA	NA	NA	NA	NA	NA	NA	NA	NA
VOLATILE ORGANIC COMPOUNDS										
1,1-Dichloroethane	µg/L	**0.34**	**0.35**	**0.39**	**0.41**	**0.39**	0.61	0.56	0.11	1.1[6]
1,2-Dichloropropane	µg/L	0.13	0.13	0.13	0.13	0.13	0.13	**0.14**	0.13	**0.17**
Chloroform	µg/L	0.072	0.072	0.072	0.072	0.072	0.072	0.072	0.12	0.12
cis-1,2-Dichloroethene	µg/L	**0.21**	**0.26**	**0.22**	**0.20**	**0.13**	**0.13**	**0.13**	0.085	0.085
Dichlorodifluoromethane	µg/L	1.6	1.8	1.8	1.8	2.2	2.1	2.0	2.2	3.8
Tetrachloroethene	µg/L	3.6	3.3	3.7	3.9	4.4	5.2	5.7	4.8	11
Trichloroethene	µg/L	**0.24**	**0.29**	**0.32**	**0.31**	**0.35**	**0.44**	**0.43**	**0.30**	0.71
Trichlorofluoromethane	µg/L	0.66	0.57	0.67	0.65	0.83	0.92	0.86	0.96	2.0
TIC: Dichlorofluoromethane	µg/L	NR	0.22	NR	NR	1.3	NR	150[6]	NR	2.1
SEMI-VOLATILE ORGANIC COMPOUNDS (EPA 8270): NA										
ORGANOCHLORINE PESTICIDES AND PCB'S (EPA 8080): NA										
CHLORINATED HERBICIDES (EPA 8151A): NA										

TABLE 74 (CONT'D)
HISTORICAL SUMMARY DATA - MONITORING WELL N-17 B
RIALTO GWTS PERCHLORATE AND VOC REMEDIATION

ANALYTE	UNITS	Apr 16 2013 (A)	Apr 16 2013 (B)	Apr 17 2013 (A)	Apr 17 2013 (B)	Apr 17 2013 (C)	Aug 2013	Nov 2013	Dec 2013	Feb 2014
GENERAL CHEMISTRY										
Chloride	mg/L	NA	NA	NA	NA	NA	NA	NA	NA	NA
Hardness	mg/L	NA	NA	NA	NA	NA	NA	NA	NA	NA
MBAS	mg/L	NA	NA	NA	NA	NA	NA	NA	NA	NA
Nitrate as N	mg/L	NA	NA	NA	NA	NA	NA	NA	NA	NA
Perchlorate	µg/L	0.81	0.81	0.47	0.52	0.50	0.81	0.81	0.45	0.45
Sulfate	mg/L	NA	NA	NA	NA	NA	NA	NA	NA	NA
Total Alkainity as CaCO3	mg/L	NA	NA	NA	NA	NA	NA	NA	NA	NA
Total Dissolved Solids	mg/L	NA	NA	NA	NA	NA	NA	NA	NA	NA
FIELD PARAMETERS										
Dissolved Oxygen	mg/L	3.45	NA	5.07	NA	NA	4.21	5.30	5.31	3.87
pH	Units	7.61	NA	6.01	NA	NA	6.80	7.83	7.84	6.89
Specific Conductance	µmhos/cm	558	NA	564	NA	NA	518	443	439	516
Temperature	°C	16.76	NA	15.96	NA	NA	18.79	22.47	21.57	17.53
Turbidity	NTU	21.8	NA	16.3	NA	NA	221	<5	<5	2.0
METALS: NA										
Antimony	µg/L	NA	NA	NA	NA	NA	NA	NA	NA	NA
Arsenic	µg/L	NA	NA	NA	NA	NA	NA	NA	NA	NA
Barium	µg/L	NA	NA	NA	NA	NA	NA	NA	NA	NA
Beryllium	µg/L	NA	NA	NA	NA	NA	NA	NA	NA	NA
Boron	µg/L	NA	NA	NA	NA	NA	NA	NA	NA	NA
Cadmium	µg/L	NA	NA	NA	NA	NA	NA	NA	NA	NA
Calcium	mg/L	NA	NA	NA	NA	NA	NA	NA	NA	NA
Chromium VI	µg/L	NA	NA	NA	NA	NA	NA	NA	NA	NA
Chromium	µg/L	NA	NA	NA	NA	NA	NA	NA	NA	NA
Cobalt	µg/L	NA	NA	NA	NA	NA	NA	NA	NA	NA
Copper	µg/L	NA	NA	NA	NA	NA	NA	NA	NA	NA
Iron	µg/L	NA	NA	NA	NA	NA	NA	NA	NA	NA
Lead	µg/L	NA	NA	NA	NA	NA	NA	NA	NA	NA
Magnesium	mg/L	NA	NA	NA	NA	NA	NA	NA	NA	NA
Manganese	µg/L	NA	NA	NA	NA	NA	NA	NA	NA	NA
Mercury	µg/L	NA	NA	NA	NA	NA	NA	NA	NA	NA
Molybdenum	µg/L	NA	NA	NA	NA	NA	NA	NA	NA	NA
Nickel	µg/L	NA	NA	NA	NA	NA	NA	NA	NA	NA
Potassium	mg/L	NA	NA	NA	NA	NA	NA	NA	NA	NA
Selenium	µg/L	NA	NA	NA	NA	NA	NA	NA	NA	NA
Silver	µg/L	NA	NA	NA	NA	NA	NA	NA	NA	NA
Sodium	mg/L	NA	NA	NA	NA	NA	NA	NA	NA	NA
Thallium	µg/L	NA	NA	NA	NA	NA	NA	NA	NA	NA
Tin	µg/L	NA	NA	NA	NA	NA	NA	NA	NA	NA
Vanadium	µg/L	NA	NA	NA	NA	NA	NA	NA	NA	NA
Zinc	µg/L	NA	NA	NA	NA	NA	NA	NA	NA	NA
VOLATILE ORGANIC COMPOUNDS										
1,1-Dichloroethane	µg/L	1.0	0.99	1.0	1.0	0.99	1.1	0.88	1.2	1.2
1,2-Dichloropropane	µg/L	0.13	0.13	0.19	0.19	0.19	0.19	0.19	0.19	0.19
Chloroform	µg/L	**0.19**	**0.19**	0.46	0.46	0.46	**0.18**	**0.19**	**0.17**	**0.21**
cis-1,2-Dichloroethene	µg/L	0.085	0.085	0.18	0.18	0.18	0.18	0.18	0.085	0.085
Dichlorodifluoromethane	µg/L	3.8	3.6	5.0	5.4	5.2	4.0	2.7	4.5	3.7
Tetrachloroethene	µg/L	9.2	9.1	11	11	11	12	9.0	14	13
Trichloroethene	µg/L	0.65	0.63	0.71	0.70	0.69	0.76	0.52	0.96	0.87
Trichlorofluoromethane	µg/L	1.6	1.6	2.1	2.1	2.0	2.1	1.6	2.3	2.2
TIC: Dichlorofluoromethane	µg/L	0.98	0.97	NR	NR	NR	1.0	NR	NR	NR
SEMI-VOLATILE ORGANIC COMPOUNDS (EPA 8270): NA										
ORGANOCHLORINE PESTICIDES AND PCB'S (EPA 8080): NA										
CHLORINATED HERBICIDES (EPA 8151A): NA										

TABLE 74 (CONT'D)
HISTORICAL SUMMARY DATA - MONITORING WELL N-17 B
RIALTO GWTS PERCHLORATE AND VOC REMEDIATION

ANALYTE	UNITS	May 2014	Aug 2014	Nov 2014	Feb 2015	Mar 2015	MED.	AVG.	STD. DEV.	MIN.	MAX.
GENERAL CHEMISTRY											
Chloride	mg/L	NA	NA	NA	7.0	NA	7.00	7.00	0.0	7.0	7.0
Hardness	mg/L	NA	NA	NA	200	NA	200	200	0.0	200	200
MBAS	mg/L	NA	NA	NA	0.015	NA	NC	NC	NC	NC	NC
Nitrate as N	mg/L	NA	NA	NA	4.3	NA	4.30	4.30	0.0	4.3	4.3
Perchlorate	µg/L	0.45	0.45	0.45	1.3	1.3	0.450	0.544	0.270	0.1	0.52
Sulfate	mg/L	NA	NA	NA	15	NA	15.0	15.0	0.0	15	15
Total Alkainity as CaCO3	mg/L	NA	NA	NA	260	NA	260	260	0.0	260	260
Total Dissolved Solids	mg/L	NA	NA	NA	330	NA	330	330	0.0	330	330
FIELD PARAMETERS											
Dissolved Oxygen	mg/L	5.04	4.67	5.57	4.92	6.94	5.72	6.28	1.97	3.45	10.92
pH	Units	7.75	6.58	6.88	7.96	7.49	7.17	7.16	0.565	6.01	8.09
Specific Conductance	µmhos/cm	418	487	547	843	1760	409	536	343	322	1760
Temperature	°C	20.95	23.03	18.23	19.58	20.06	19.6	19.8	2.05	15.96	23.80
Turbidity	NTU	41.8	49.5	37.9	51.8	47.1	24.0	44.4	60.9	2.0	221
METALS:											
Antimony	µg/L	NA	NA	NA	0.0049	NA	NC	NC	NC	NC	NC
Arsenic	µg/L	NA	NA	NA	0.0092	NA	NC	NC	NC	NC	NC
Barium	µg/L	NA	NA	NA	0.024	NA	0.0240	0.0240	0	0.024	0.024
Beryllium	µg/L	NA	NA	NA	0.005	NA	NC	NC	NC	NC	NC
Boron	µg/L	NA	NA	NA	NA	NA	NC	NC	NC	NC	NC
Cadmium	µg/L	NA	NA	NA	0.0011	NA	NC	NC	NC	NC	NC
Calcium	mg/L	NA	NA	NA	62	NA	62.0	62.0	0.0	62	62
Chromium VI	µg/L	NA	NA	NA	NA	NA	NC	NC	NC	NC	NC
Chromium	µg/L	NA	NA	NA	0.001	NA	NC	NC	NC	NC	NC
Cobalt	µg/L	NA	NA	NA	0.0011	NA	NC	NC	NC	NC	NC
Copper	µg/L	NA	NA	NA	0.001	NA	NC	NC	NC	NC	NC
Iron	µg/L	NA	NA	NA	NA	NA	NC	NC	NC	NC	NC
Lead	µg/L	NA	NA	NA	0.0035	NA	NC	NC	NC	NC	NC
Magnesium	mg/L	NA	NA	NA	9.6	NA	9.60	9.60	0.0	9.6	9.6
Manganese	µg/L	NA	NA	NA	NA	NA	NC	NC	NC	NC	NC
Mercury	µg/L	NA	NA	NA	**0.000040**	NA	NC	NC	NC	**0.000040**	**0.000040**
Molybdenum	µg/L	NA	NA	NA	**0.0022**	NA	NC	NC	NC	**0.0022**	**0.0022**
Nickel	µg/L	NA	NA	NA	0.0024	NA	NC	NC	NC	NC	NC
Potassium	mg/L	NA	NA	NA	3.0	NA	3.00	3.00	0.0	3.0	3.0
Selenium	µg/L	NA	NA	NA	0.015	NA	NC	NC	NC	NC	NC
Silver	µg/L	NA	NA	NA	0.0012	NA	NC	NC	NC	NC	NC
Sodium	mg/L	NA	NA	NA	33	NA	33.0	33.0	0.0	33	33
Thallium	µg/L	NA	NA	NA	0.010	NA	NC	NC	NC	NC	NC
Tin	µg/L	NA	NA	NA	NA	NA	NC	NC	NC	NC	NC
Vanadium	µg/L	NA	NA	NA	0.0022	NA	NC	NC	NC	NC	NC
Zinc	µg/L	NA	NA	NA	0.0050	NA	NC	NC	NC	NC	NC
VOLATILE ORGANIC COMPOUNDS											
1,1-Dichloroethane	µg/L	1.1	**0.46**	1.6	2.1	1.9	0.460	0.721	0.585	0.11	2.1
1,2-Dichloropropane	µg/L	0.13	0.13	**0.13**	0.13	0.13	0.130	0.156	0.0510	**0.13**	**0.17**
Chloroform	µg/L	**0.17**	0.12	**0.16**	**0.16**	0.12	NC	NC	NC	0.072	**0.21**
cis-1,2-Dichloroethene	µg/L	0.085	0.085	0.085	0.085	0.085	NC	NC	NC	0.085	**0.26**
Dichlorodifluoromethane	µg/L	2.6	2.2	4.4	5.3	5.4	2.20	2.86	1.53	**0.49**	5.4
Tetrachloroethene	µg/L	10	15	16	19	16	5.45	7.58	5.60	1.1	19
Trichloroethene	µg/L	0.66	1.0	1.2	1.4	1.2	0.435	0.540	0.383	0.13	1.4
Trichlorofluoromethane	µg/L	1.8	3.1	2.8	3.6	2.9	0.940	1.40	1.02	0.22	3.6
TIC: Dichlorofluoromethane	µg/L	NR	NR	NR	NR	NR	0.990	1.11	0.720	0.22	2.1
SEMI-VOLATILE ORGANIC COMPOUNDS (EPA 8270): ND											
ORGANOCHLORINE PESTICIDES AND PCB'S (EPA 8080): ND											
CHLORINATED HERBICIDES (EPA 8151A): ND											

TABLE 75
HISTORICAL SUMMARY DATA - MONITORING WELL N-17C1
RIALTO GWTS PERCHLORATE AND VOC REMEDIATION

ANALYTE	UNITS	May 2008	Aug 2008	Nov 2008	Feb 2009	May 2009	Aug 2009	Nov 2009	Feb 2010	May 2010
GENERAL CHEMISTRY										
Chloride	mg/L	NA	NA	NA	NA	NA	NA	NA	NA	NA
Hardness	mg/L	NA	NA	NA	NA	NA	NA	NA	NA	NA
MBAS	mg/L	NA	NA	NA	NA	NA	NA	NA	NA	NA
Nitrate as N	mg/L	NA	NA	NA	NA	NA	NA	NA	NA	NA
Perchlorate	µg/L	0.30	0.30	0.30	0.82	0.35	0.35	0.35	0.35	0.35
Sulfate	mg/L	NA	NA	NA	NA	NA	NA	NA	NA	NA
Total Alkainity as CaCO3	mg/L	NA	NA	NA	NA	NA	NA	NA	NA	NA
Total Dissolved Solids	mg/L	NA	NA	NA	NA	NA	NA	NA	NA	NA
FIELD PARAMETERS										
Dissolved Oxygen	mg/L	5.86	6.58	9.41	5.86	6.55	8.95	8.49	5.86	5.37
pH	Units	7.99	7.58	7.4	7.74	7.48	7.25	7.52	7.08	7.36
Specific Conductance	µmhos/cm	362	367	318	351	374	352	381	381	400
Temperature	°C	17.94	20.36	21.1	19.03	19.76	22.03	21.4	19.3	19.05
Turbidity	NTU	17.9	<5	<5	18.7	<5	<5	<5	<5	<5
METALS: NA										
Antimony	µg/L	NA	NA	NA	NA	NA	NA	NA	NA	NA
Arsenic	µg/L	NA	NA	NA	NA	NA	NA	NA	NA	NA
Barium	µg/L	NA	NA	NA	NA	NA	NA	NA	NA	NA
Beryllium	µg/L	NA	NA	NA	NA	NA	NA	NA	NA	NA
Boron	µg/L	NA	NA	NA	NA	NA	NA	NA	NA	NA
Cadmium	µg/L	NA	NA	NA	NA	NA	NA	NA	NA	NA
Calcium	mg/L	NA	NA	NA	NA	NA	NA	NA	NA	NA
Chromium VI	µg/L	NA	NA	NA	NA	NA	NA	NA	NA	NA
Chromium	µg/L	NA	NA	NA	NA	NA	NA	NA	NA	NA
Cobalt	µg/L	NA	NA	NA	NA	NA	NA	NA	NA	NA
Copper	µg/L	NA	NA	NA	NA	NA	NA	NA	NA	NA
Iron	µg/L	NA	NA	NA	NA	NA	NA	NA	NA	NA
Lead	µg/L	NA	NA	NA	NA	NA	NA	NA	NA	NA
Magnesium	mg/L	NA	NA	NA	NA	NA	NA	NA	NA	NA
Manganese	µg/L	NA	NA	NA	NA	NA	NA	NA	NA	NA
Mercury	µg/L	NA	NA	NA	NA	NA	NA	NA	NA	NA
Molybdenum	µg/L	NA	NA	NA	NA	NA	NA	NA	NA	NA
Nickel	µg/L	NA	NA	NA	NA	NA	NA	NA	NA	NA
Potassium	mg/L	NA	NA	NA	NA	NA	NA	NA	NA	NA
Selenium	µg/L	NA	NA	NA	NA	NA	NA	NA	NA	NA
Silver	µg/L	NA	NA	NA	NA	NA	NA	NA	NA	NA
Sodium	mg/L	NA	NA	NA	NA	NA	NA	NA	NA	NA
Thallium	µg/L	NA	NA	NA	NA	NA	NA	NA	NA	NA
Tin	µg/L	NA	NA	NA	NA	NA	NA	NA	NA	NA
Vanadium	µg/L	NA	NA	NA	NA	NA	NA	NA	NA	NA
Zinc	µg/L	NA	NA	NA	NA	NA	NA	NA	NA	NA
VOLATILE ORGANIC COMPOUNDS										
1,1-Dichloroethane	µg/L	0.25	0.13	**0.14**	0.13	**0.16**	0.13	**0.35**	**0.26**	**0.28**
1,2-Dichloropropane	µg/L	0.41	0.16	0.16	0.16	0.16	0.16	0.13	0.13	0.13
Acetone	µg/L	7.4	7.4	7.4	7.4	4.6	4.6	4.6	4.6	4.6
Benzene	µg/L	0.083	0.083	0.083	0.083	0.083	0.083	0.083	0.083	0.083
Bromoform	µg/L	0.31	0.24	0.24	0.24	**0.29**[6]	0.24	0.23	0.23	0.23
Chloromethane	µg/L	0.78[6]	0.20	0.20	0.20	0.20	0.20	0.11	0.11	0.11
cis-1,2-Dichloroethene	µg/L	0.32	0.32	0.32	0.11	0.11	0.11	0.11	**0.16**	**0.17**
Dibromochloromethane	µg/L	0.23	0.23	0.23	0.23	**0.36**[6]	0.23	0.077	0.077	0.077
Dichlorodifluoromethane	µg/L	0.66	1.0	1.4	1.3	**0.38**[6]	1.2	1.7	1.9	1.5
Methyl Ethyl Ketone	µg/L	2.5	2.5	2.5	2.5	2.5	2.5	2.5	2.5	2.5
Tetrachloroethene	µg/L	0.60	1.1	1.2	1.8	1.7	1.7	2.3	2.4	2.7
Tetrahydrafuran	µg/L	5.2	5.2	5.2	5.2	5.2	5.2	5.2	5.2	5.2
Toluene	µg/L	0.24	0.12	0.12	0.12	0.12	0.12	0.12	0.12	0.12
Trichloroethene	µg/L	0.19	0.16	0.16	0.13	0.13	0.13	0.13	**0.21**	**0.23**
Trichlorofluoromethane	µg/L	0.28	**0.29**	**0.33**	**0.31**	**0.43**	**0.44**	0.55	**0.48**	0.50
TIC: 1-Piperidinecarboxaldehyde	µg/L	NR	NR	NR	NR	NR	NR	NR	NR	NR
TIC: 3,4-Dihydro-2,5-dimethyl-2H-pyrrole	µg/L	NR	NR	NR	NR	NR	NR	NR	NR	NR
TIC: Dichlorofluoromethane	µg/L	NR	NR	NR	NR	NR	NR	NR	NR	NR
SEMI-VOLATILE ORGANIC COMPOUNDS (EPA 8270): NA										
bis(2-Ethylhexyl) phthalate	µg/L	NA	NA	NA	NA	NA	NA	NA	NA	NA
N-Nitrosodimethylamine (NDMA)	µg/L	NA	NA	NA	NA	NA	NA	NA	NA	NA
ORGANOCHLORINE PESTICIDES AND PCB'S (EPA 8080): ND										
CHLORINATED HERBICIDES (EPA 8151A): ND										

TABLE 75 (CONT'D)
HISTORICAL SUMMARY DATA - MONITORING WELL N-17 C1
RIALTO GWTS PERCHLORATE AND VOC REMEDIATION

ANALYTE	UNITS	Aug 2010	Nov 2010	Feb 2011	May 2011	Aug 2011	Nov 2011	Jan 2012	Aug 2012	Feb 2013
GENERAL CHEMISTRY										
Chloride	mg/L	NA	NA	NA	NA	NA	NA	NA	NA	NA
Hardness	mg/L	NA	NA	NA	NA	NA	NA	NA	NA	NA
MBAS	mg/L	NA	NA	NA	NA	NA	NA	NA	NA	NA
Nitrate as N	mg/L	NA	NA	NA	NA	NA	NA	NA	NA	NA
Perchlorate	µg/L	0.35	**0.81**	0.61	0.61	0.61	0.27	0.20	**1.3**	79
Sulfate	mg/L	NA	NA	NA	NA	NA	NA	NA	NA	NA
Total Alkainity as CaCO3	mg/L	NA	NA	NA	NA	NA	NA	NA	NA	NA
Total Dissolved Solids	mg/L	NA	NA	NA	NA	NA	NA	NA	NA	NA
FIELD PARAMETERS										
Dissolved Oxygen	mg/L	7.43	7.02	10.66	5.46	2.29	4.34	1.45	3.25	2.10
pH	Units	6.98	7.05	6.56	6.79	8.78	8.43	9.43	9.28	8.48
Specific Conductance	µmhos/cm	380	362	372	388	179	124	121	113	331
Temperature	°C	22.57	20.79	21.43	21.35	24.68	17.84	16.43	22.71	20.15
Turbidity	NTU	<5	<5	<5	<5	107	<5	<5	6.8	37.7
METALS: NA										
Antimony	µg/L	NA	NA	NA	NA	NA	NA	NA	NA	NA
Arsenic	µg/L	NA	NA	NA	NA	NA	NA	NA	NA	NA
Barium	µg/L	NA	NA	NA	NA	NA	NA	NA	NA	NA
Beryllium	µg/L	NA	NA	NA	NA	NA	NA	NA	NA	NA
Boron	µg/L	NA	NA	NA	NA	NA	NA	NA	NA	NA
Cadmium	µg/L	NA	NA	NA	NA	NA	NA	NA	NA	NA
Calcium	mg/L	NA	NA	NA	NA	NA	NA	NA	NA	NA
Chromium VI	µg/L	NA	NA	NA	NA	NA	NA	NA	NA	NA
Chromium	µg/L	NA	NA	NA	NA	NA	NA	NA	NA	NA
Cobalt	µg/L	NA	NA	NA	NA	NA	NA	NA	NA	NA
Copper	µg/L	NA	NA	NA	NA	NA	NA	NA	NA	NA
Iron	µg/L	NA	NA	NA	NA	NA	NA	NA	NA	NA
Lead	µg/L	NA	NA	NA	NA	NA	NA	NA	NA	NA
Magnesium	mg/L	NA	NA	NA	NA	NA	NA	NA	NA	NA
Manganese	µg/L	NA	NA	NA	NA	NA	NA	NA	NA	NA
Mercury	µg/L	NA	NA	NA	NA	NA	NA	NA	NA	NA
Molybdenum	µg/L	NA	NA	NA	NA	NA	NA	NA	NA	NA
Nickel	µg/L	NA	NA	NA	NA	NA	NA	NA	NA	NA
Potassium	mg/L	NA	NA	NA	NA	NA	NA	NA	NA	NA
Selenium	µg/L	NA	NA	NA	NA	NA	NA	NA	NA	NA
Silver	µg/L	NA	NA	NA	NA	NA	NA	NA	NA	NA
Sodium	mg/L	NA	NA	NA	NA	NA	NA	NA	NA	NA
Thallium	µg/L	NA	NA	NA	NA	NA	NA	NA	NA	NA
Tin	µg/L	NA	NA	NA	NA	NA	NA	NA	NA	NA
Vanadium	µg/L	NA	NA	NA	NA	NA	NA	NA	NA	NA
Zinc	µg/L	NA	NA	NA	NA	NA	NA	NA	NA	NA
VOLATILE ORGANIC COMPOUNDS										
1,1-Dichloroethane	µg/L	**0.34**	**0.34**	**0.37**	**0.37**	0.11	**0.17**	**0.18**	0.11	0.60
1,2-Dichloropropane	µg/L	0.13	0.13	0.13	0.13	0.13	0.13	0.13	0.13	**0.16**
Acetone	µg/L	4.6	4.6	4.6	4.6	52[5]	28[5]	24[5]	34	4.6
Benzene	µg/L	0.083	0.083	0.083	0.083	0.083	0.083	0.083	0.083	0.083
Bromoform	µg/L	0.27	0.27	0.27	0.27	0.27	0.27	0.27	0.27	0.27
Chloromethane	µg/L	0.14	0.14	0.14	0.14	0.14	0.14	0.14	0.14	0.14
cis-1,2-Dichloroethene	µg/L	**0.21**	**0.25**	**0.22**	**0.23**	0.085	0.085	0.085	0.085	0.085
Dibromochloromethane	µg/L	0.13	0.13	0.13	0.13	0.13	0.13	0.13	0.13	0.13
Dichlorodifluoromethane	µg/L	1.5	1.7	1.8	1.7	0.77	**0.42**	**0.34**	**0.46**	2.0
Methyl Ethyl Ketone	µg/L	2.5	2.5	2.5	2.5	2.5	2.5	2.5	2.5	2.5
Tetrachloroethene	µg/L	3.2	3.0	3.5	3.6	0.13	0.13	0.13	0.13	5.5
Tetrahydrafuran	µg/L	5.2	5.2	5.2	5.2	5.2	5.2	5.2	5.2	5.2
Toluene	µg/L	0.093	0.093	0.093	0.093	2.4[5]	1.8[5]	1.7[5]	2.0	**0.13**
Trichloroethene	µg/L	**0.25**	**0.27**	**0.31**	**0.31**	0.085	0.085	0.085	0.085	**0.32**
Trichlorofluoromethane	µg/L	0.65	0.54	0.71	0.61	0.13	0.13	0.13	0.13	0.63
TIC: 1-Piperidinecarboxaldehyde	µg/L	NR	NR	NR	NR	NR	NR	0.29	NR	NR
TIC: 3,4-Dihydro-2,5-dimethyl-2H-pyrrole	µg/L	NR	NR	NR	NR	NR	NR	0.31	NR	NR
TIC: Dichlorofluoromethane	µg/L	NR	NR	NR	NR	NR	NR	NR	NR	1.0
SEMI-VOLATILE ORGANIC COMPOUNDS (EPA 8270): NA										
bis(2-Ethylhexyl) phthalate	µg/L	NA	NA	NA	NA	NA	NA	NA	NA	NA
N-Nitrosodimethylamine (NDMA)	µg/L	NA	NA	NA	NA	NA	NA	NA	NA	NA
ORGANOCHLORINE PESTICIDES AND PCB'S (EPA 8080): ND										
CHLORINATED HERBICIDES (EPA 8151A): ND										

TABLE 75 (CONT'D)
HISTORICAL SUMMARY DATA - MONITORING WELL N-17 C1
RIALTO GWTS PERCHLORATE AND VOC REMEDIATION

ANALYTE	UNITS	Apr 16 2013 (A)	Apr 16 2013 (B)	Apr 17 2013 (A)	Apr 17 2013 (B)	Apr 17 2013 (C)	Aug 2013	Nov 2013	Dec 2013	Feb 2014
GENERAL CHEMISTRY										
Chloride	mg/L	NA	NA	NA	NA	NA	NA	NA	NA	NA
Hardness	mg/L	NA	NA	NA	NA	NA	NA	NA	NA	NA
MBAS	mg/L	NA	NA	NA	NA	NA	NA	NA	NA	NA
Nitrate as N	mg/L	NA	NA	NA	NA	NA	NA	NA	NA	NA
Perchlorate	µg/L	0.81	0.81	0.071	0.071	0.071	0.81	0.81	2.20	0.45
Sulfate	mg/L	NA	NA	NA	NA	NA	NA	NA	NA	NA
Total Alkainity as CaCO3	mg/L	NA	NA	NA	NA	NA	NA	NA	NA	NA
Total Dissolved Solids	mg/L	NA	NA	NA	NA	NA	NA	NA	NA	NA
FIELD PARAMETERS										
Dissolved Oxygen	mg/L	0	NA	1.01	NA	NA	1.15	2.00	0.53	1.37
pH	Units	8.87	NA	8.97	NA	NA	9.25	9.81	9.59	9.58
Specific Conductance	µmhos/cm	330	NA	342	NA	NA	258	258	231	242
Temperature	°C	17.11	NA	17.01	NA	NA	18.22	21.28	21.54	17.22
Turbidity	NTU	42.3	NA	44.7	NA	NA	96.4	11.3	6.5	8.1
METALS: NA										
Antimony	µg/L	NA	NA	NA	NA	NA	NA	NA	NA	NA
Arsenic	µg/L	NA	NA	NA	NA	NA	NA	NA	NA	NA
Barium	µg/L	NA	NA	NA	NA	NA	NA	NA	NA	NA
Beryllium	µg/L	NA	NA	NA	NA	NA	NA	NA	NA	NA
Boron	µg/L	NA	NA	NA	NA	NA	NA	NA	NA	NA
Cadmium	µg/L	NA	NA	NA	NA	NA	NA	NA	NA	NA
Calcium	mg/L	NA	NA	NA	NA	NA	NA	NA	NA	NA
Chromium VI	µg/L	NA	NA	NA	NA	NA	NA	NA	NA	NA
Chromium	µg/L	NA	NA	NA	NA	NA	NA	NA	NA	NA
Cobalt	µg/L	NA	NA	NA	NA	NA	NA	NA	NA	NA
Copper	µg/L	NA	NA	NA	NA	NA	NA	NA	NA	NA
Iron	µg/L	NA	NA	NA	NA	NA	NA	NA	NA	NA
Lead	µg/L	NA	NA	NA	NA	NA	NA	NA	NA	NA
Magnesium	mg/L	NA	NA	NA	NA	NA	NA	NA	NA	NA
Manganese	µg/L	NA	NA	NA	NA	NA	NA	NA	NA	NA
Mercury	µg/L	NA	NA	NA	NA	NA	NA	NA	NA	NA
Molybdenum	µg/L	NA	NA	NA	NA	NA	NA	NA	NA	NA
Nickel	µg/L	NA	NA	NA	NA	NA	NA	NA	NA	NA
Potassium	mg/L	NA	NA	NA	NA	NA	NA	NA	NA	NA
Selenium	µg/L	NA	NA	NA	NA	NA	NA	NA	NA	NA
Silver	µg/L	NA	NA	NA	NA	NA	NA	NA	NA	NA
Sodium	mg/L	NA	NA	NA	NA	NA	NA	NA	NA	NA
Thallium	µg/L	NA	NA	NA	NA	NA	NA	NA	NA	NA
Tin	µg/L	NA	NA	NA	NA	NA	NA	NA	NA	NA
Vanadium	µg/L	NA	NA	NA	NA	NA	NA	NA	NA	NA
Zinc	µg/L	NA	NA	NA	NA	NA	NA	NA	NA	NA
VOLATILE ORGANIC COMPOUNDS										
1,1-Dichloroethane	µg/L	0.52	0.55	**0.48**	0.53	**0.48**	**0.46**	0.55	0.50	0.59
1,2-Dichloropropane	µg/L	**0.18**	**0.17**	**0.20**	0.19	0.19	**0.17**	**0.15**	**0.22**	**0.19**
Acetone	µg/L	4.6	4.6	NA	NA	NA	16	20	NA	12
Benzene	µg/L	0.083	0.083	0.083	0.083	0.083	**0.11**	**0.14**	0.083	**0.16**
Bromoform	µg/L	0.27	0.27	0.50	0.50	0.50	0.27	0.27	0.27	0.27
Chloromethane	µg/L	0.14	0.14	**0.37**	**0.44**	0.36	0.14	0.14	0.14	0.77[(6)]
cis-1,2-Dichloroethene	µg/L	0.085	0.085	0.18	0.18	0.18	0.085	0.085	0.085	0.085
Dibromochloromethane	µg/L	0.13	0.13	0.37	0.37	0.37	0.13	0.13	0.13	0.13
Dichlorodifluoromethane	µg/L	1.4	1.5	1.9	2.0	2.0	0.70	0.63	0.60	0.60
Methyl Ethyl Ketone	µg/L	2.5	2.5	**2.2**	**3.6**	**2.2**	**9.1**	10	NA	12
Tetrachloroethene	µg/L	0.88	0.92	0.94	0.99	0.89	**0.39**	**0.40**	**0.31**	**0.38**
Tetrahydrafuran	µg/L	**8.7**	**8.4**	NA	NA	NA	30	29	NA	37
Toluene	µg/L	**0.18**	**0.17**	0.22	0.22	0.22	**0.20**	**0.17**	**0.19**	**0.16**
Trichloroethene	µg/L	0.085	0.085	0.25	0.25	0.25	0.085	0.085	0.085	0.085
Trichlorofluoromethane	µg/L	0.13	0.13	0.22	0.22	0.22	0.13	0.13	0.13	0.13
TIC: 1-Piperidinecarboxaldehyde	µg/L	NR	NR	NR	NR	NR	NR	NR	NR	NR
TIC: 3,4-Dihydro-2,5-dimethyl-2H-pyrrole	µg/L	NR	NR	NR	NR	NR	NR	NR	NR	NR
TIC: Dichlorofluoromethane	µg/L	NR	NR	NR	NR	NR	NR	NR	NR	NR
SEMI-VOLATILE ORGANIC COMPOUNDS (EPA 8270): NA										
bis(2-Ethylhexyl) phthalate	µg/L	NA	NA	NA	NA	NA	NA	NA	NA	NA
N-Nitrosodimethylamine (NDMA)	µg/L	NA	NA	NA	NA	NA	NA	NA	NA	NA
ORGANOCHLORINE PESTICIDES AND PCB'S (EPA 8080): ND										
CHLORINATED HERBICIDES (EPA 8151A): ND										

TABLE 75 (CONT'D)
HISTORICAL SUMMARY DATA - MONITORING WELL N-17 C1
RIALTO GWTS PERCHLORATE AND VOC REMEDIATION

ANALYTE	UNITS	May 2014	May 27 2014 (A)	May 27 2014 (B)	Jun 16 2014 (5)	Jun 16[g] 2014 (5)	Jun 16 2014 (10)	Jun 16 2014 (20)	Jul 8 2014 (5A)	Jul 8 2014 (10A)
GENERAL CHEMISTRY										
Chloride	mg/L	NA	NA	NA	NA	NA	NA	NA	NA	NA
Hardness	mg/L	NA	NA	NA	NA	NA	NA	NA	NA	NA
MBAS	mg/L	NA	NA	NA	NA	NA	NA	NA	NA	NA
Nitrate as N	mg/L	NA	NA	NA	NA	NA	NA	NA	NA	NA
Perchlorate	µg/L	59	23	12	170[(6)]	0.052[e*]	20	0.45	**2.1**	0.45
Sulfate	mg/L	NA	NA	NA	NA	NA	NA	NA	NA	NA
Total Alkainity as CaCO3	mg/L	NA	NA	NA	NA	NA	NA	NA	NA	NA
Total Dissolved Solids	mg/L	NA	NA	NA	NA	NA	NA	NA	NA	NA
FIELD PARAMETERS										
Dissolved Oxygen	mg/L	1.30	2.79	2.79	2.66	NA	2.63	2.40	1.89	1.48
pH	Units	9.54	8.57	8.57	9.67	NA	9.50	7.86	7.83	7.90
Specific Conductance	µmhos/cm	208	290	290	204	NA	212	338	294	296
Temperature	°C	21.18	23.02	23.02	19.42	NA	19.88	21.48	20.06	21.16
Turbidity	NTU	34.6	12.7	12.7	92.9	NA	615	389	301	568
METALS: NA										
Antimony	µg/L	NA	NA	NA	NA	NA	NA	NA	NA	NA
Arsenic	µg/L	NA	NA	NA	NA	NA	NA	NA	NA	NA
Barium	µg/L	NA	NA	NA	NA	NA	NA	NA	NA	NA
Beryllium	µg/L	NA	NA	NA	NA	NA	NA	NA	NA	NA
Boron	µg/L	NA	NA	NA	NA	NA	NA	NA	NA	NA
Cadmium	µg/L	NA	NA	NA	NA	NA	NA	NA	NA	NA
Calcium	mg/L	NA	NA	NA	NA	NA	NA	NA	NA	NA
Chromium VI	µg/L	NA	NA	NA	NA	NA	NA	NA	NA	NA
Chromium	µg/L	NA	NA	NA	NA	NA	NA	NA	NA	NA
Cobalt	µg/L	NA	NA	NA	NA	NA	NA	NA	NA	NA
Copper	µg/L	NA	NA	NA	NA	NA	NA	NA	NA	NA
Iron	µg/L	NA	NA	NA	NA	NA	NA	NA	NA	NA
Lead	µg/L	NA	NA	NA	NA	NA	NA	NA	NA	NA
Magnesium	mg/L	NA	NA	NA	NA	NA	NA	NA	NA	NA
Manganese	µg/L	NA	NA	NA	NA	NA	NA	NA	NA	NA
Mercury	µg/L	NA	NA	NA	NA	NA	NA	NA	NA	NA
Molybdenum	µg/L	NA	NA	NA	NA	NA	NA	NA	NA	NA
Nickel	µg/L	NA	NA	NA	NA	NA	NA	NA	NA	NA
Potassium	mg/L	NA	NA	NA	NA	NA	NA	NA	NA	NA
Selenium	µg/L	NA	NA	NA	NA	NA	NA	NA	NA	NA
Silver	µg/L	NA	NA	NA	NA	NA	NA	NA	NA	NA
Sodium	mg/L	NA	NA	NA	NA	NA	NA	NA	NA	NA
Thallium	µg/L	NA	NA	NA	NA	NA	NA	NA	NA	NA
Tin	µg/L	NA	NA	NA	NA	NA	NA	NA	NA	NA
Vanadium	µg/L	NA	NA	NA	NA	NA	NA	NA	NA	NA
Zinc	µg/L	NA	NA	NA	NA	NA	NA	NA	NA	NA
VOLATILE ORGANIC COMPOUNDS										
1,1-Dichloroethane	µg/L	**0.48**	NA	NA	0.50	NA	0.52	0.68	0.67	0.65
1,2-Dichloropropane	µg/L	**0.14**	NA	NA	**0.19**	NA	**0.15**	**0.18**	**0.14**	**0.15**
Acetone	µg/L	13	NA	NA	13	NA	11	12	4.6	4.6
Benzene	µg/L	0.083	NA	NA	NA	NA	NA	NA	0.083	0.083
Bromoform	µg/L	0.27	NA	NA	NA	NA	NA	NA	0.27	0.27
Chloromethane	µg/L	0.59[(6)]	NA	NA	NA	NA	NA	NA	0.14	0.14
cis-1,2-Dichloroethene	µg/L	0.085	NA	NA	NA	NA	NA	NA	0.085	0.085
Dibromochloromethane	µg/L	0.13	NA	NA	NA	NA	NA	NA	0.13	0.13
Dichlorodifluoromethane	µg/L	**0.27**	NA	NA	**0.33**	NA	0.73	1.7	1.6	1.7
Methyl Ethyl Ketone	µg/L	**9.8**	NA	NA	11	NA	**7.5**	2.5	2.5	2.5
Tetrachloroethene	µg/L	**0.17**	NA	NA	**0.20**	NA	1.0	5.2	4.1	4.4
Tetrahydrafuran	µg/L	37	NA	NA	43	NA	32	5.2	5.2	5.2
Toluene	µg/L	**0.19**	NA	NA	**0.15**	NA	**0.11**	0.093	0.093	0.093
Trichloroethene	µg/L	0.085	NA	NA	0.085	NA	0.085	**0.36**	**0.16**	**0.20**
Trichlorofluoromethane	µg/L	0.13	NA	NA	0.13	NA	0.13	0.96	0.13	**0.24**
TIC: 1-Piperidinecarboxaldehyde	µg/L	NR	NA	NA	NA	NA	NA	NA	NA	NA
TIC: 3,4-Dihydro-2,5-dimethyl-2H-pyrrole	µg/L	NR	NA	NA	NA	NA	NA	NA	NA	NA
TIC: Dichlorofluoromethane	µg/L	NR	NA	NA	NA	NA	NA	NA	NA	NA
SEMI-VOLATILE ORGANIC COMPOUNDS (EPA 8270): NA										
bis(2-Ethylhexyl) phthalate	µg/L	NA	NA	NA	NA	NA	NA	NA	NA	NA
N-Nitrosodimethylamine (NDMA)	µg/L	NA	NA	NA	NA	NA	NA	NA	NA	NA
ORGANOCHLORINE PESTICIDES AND PCB'S (EPA 8080): ND										
CHLORINATED HERBICIDES (EPA 8151A): ND										

TABLE 75 (CONT'D)
HISTORICAL SUMMARY DATA - MONITORING WELL N-17 C1
RIALTO GWTS PERCHLORATE AND VOC REMEDIATION

ANALYTE	UNITS	Jul 8 2014 (20A)	Jul 8 2014 (23.5A)	Aug 2014	Aug[g] 2014	Nov 2014	Feb 2015	Mar 2015	MED.	AVG.	STD. DEV.	MIN.	MAX.
GENERAL CHEMISTRY													
Chloride	mg/L	NA	NA	NA	NA	NA	3.6	NA	3.60	3.60	0.0	3.6	3.6
Hardness	mg/L	NA	NA	NA	NA	NA	17	NA	17.0	17.0	0.0	17	17
MBAS	mg/L	NA	NA	NA	NA	NA	0.50	NA	0.500	0.500	0.0	0.50	0.50
Nitrate as N	mg/L	NA	NA	NA	NA	NA	0.018	NA	NC	NC	NC	NC	NC
Perchlorate	µg/L	0.45	0.45	0.45	0.22	0.45	13	**1.9**	0.450	5.82	15.5	0.071	79
Sulfate	mg/L	NA	NA	NA	NA	NA	1.2	NA	1.20	1.20	0.0	1.2	1.2
Total Alkainity as CaCO3	mg/L	NA	NA	NA	NA	NA	49	NA	49.0	49.0	0.0	49	49
Total Dissolved Solids	mg/L	NA	NA	NA	NA	NA	160	NA	160	160	0.0	160	160
FIELD PARAMETERS													
Dissolved Oxygen	mg/L	1.54	1.47	4.85	NA	9.69	2.12	7.23	2.79	4.17	3.10	0	10.66
pH	Units	7.51	7.45	7.09	NA	7.82	8.05	7.62	7.90	8.16	0.983	6.56	9.81
Specific Conductance	µmhos/cm	338	349	318	NA	386	268	1100	331	319	151	113	1100
Temperature	°C	22.93	22.75	20.94	NA	21.92	21.09	20.82	20.9	20.5	2.08	16.43	24.68
Turbidity	NTU	401	330	318	NA	67	33	36.8	43.5	159	200	6.5	615
METALS:													
Antimony	µg/L	NA	NA	NA	NA	NA	0.0049	NA	NC	NC	NC	NC	NC
Arsenic	µg/L	NA	NA	NA	NA	NA	0.0092	NA	NC	NC	NC	NC	NC
Barium	µg/L	NA	NA	NA	NA	NA	0.0035	NA	NC	NC	NC	NC	NC
Beryllium	µg/L	NA	NA	NA	NA	NA	0.005	NA	NC	NC	NC	NC	NC
Boron	µg/L	NA	NA	NA	NA	NA	NA	NA	NC	NC	NC	NC	NC
Cadmium	µg/L	NA	NA	NA	NA	NA	0.0011	NA	NC	NC	NC	NC	NC
Calcium	mg/L	NA	NA	NA	NA	NA	2.8	NA	2.80	2.80	0.000	2.8	2.8
Chromium VI	µg/L	NA	NA	NA	NA	NA	NA	NA	NC	NC	NC	NC	NC
Chromium	µg/L	NA	NA	NA	NA	NA	0.001	NA	NC	NC	NC	NC	NC
Cobalt	µg/L	NA	NA	NA	NA	NA	0.0011	NA	NC	NC	NC	NC	NC
Copper	µg/L	NA	NA	NA	NA	NA	0.001	NA	NC	NC	NC	NC	NC
Iron	µg/L	NA	NA	NA	NA	NA	NA	NA	NC	NC	NC	NC	NC
Lead	µg/L	NA	NA	NA	NA	NA	0.0035	NA	NC	NC	NC	NC	NC
Magnesium	mg/L	NA	NA	NA	NA	NA	2.3	NA	2.30	2.30	0.0	2.3	2.3
Manganese	µg/L	NA	NA	NA	NA	NA	NA	NA	NC	NC	NC	NC	NC
Mercury	µg/L	NA	NA	NA	NA	NA	**0.000038**	NA	NC	NC	NC	**0.000038**	**0.000038**
Molybdenum	µg/L	NA	NA	NA	NA	NA	0.0014	NA	NC	NC	NC	NC	NC
Nickel	µg/L	NA	NA	NA	NA	NA	0.0024	NA	NC	NC	NC	NC	NC
Potassium	mg/L	NA	NA	NA	NA	NA	3.0	NA	3.00	3.00	0.0	3.0	3.0
Selenium	µg/L	NA	NA	NA	NA	NA	0.015	NA	NC	NC	NC	NC	NC
Silver	µg/L	NA	NA	NA	NA	NA	0.0012	NA	NC	NC	NC	NC	NC
Sodium	mg/L	NA	NA	NA	NA	NA	11	NA	11.0	11.0	0.0	11	11
Thallium	µg/L	NA	NA	NA	NA	NA	0.010	NA	NC	NC	NC	NC	NC
Tin	µg/L	NA	NA	NA	NA	NA	NA	NA	NC	NC	NC	NC	NC
Vanadium	µg/L	NA	NA	NA	NA	NA	0.0022	NA	NC	NC	NC	NC	NC
Zinc	µg/L	NA	NA	NA	NA	NA	0.0050	NA	NC	NC	NC	NC	NC
VOLATILE ORGANIC COMPOUNDS													
1,1-Dichloroethane	µg/L	NA	NA	NA	NA	0.75	0.81	0.81	0.460	0.415	0.223	0.11	0.81
1,2-Dichloropropane	µg/L	NA	NA	NA	NA	**0.15**	0.13	0.13	0.150	0.162	0.0492	0.13	**0.22**
Acetone	µg/L	NA	NA	NA	NA	4.6	4.6	4.6	4.60	8.50	6.64	4.6	34
Benzene	µg/L	NA	NA	NA	NA	0.083	0.083	0.083	NC	NC	NC	0.083	**0.16**
Bromoform	µg/L	NA	NA	NA	NA	0.27	0.27	0.27	NC	NC	NC	NC	NC
Chloromethane	µg/L	NA	NA	NA	NA	0.14	0.14	0.14	NC	NC	NC	0.11	**0.44**
cis-1,2-Dichloroethene	µg/L	NA	NA	NA	NA	0.085	0.085	0.085	NC	NC	NC	0.085	**0.25**
Dibromochloromethane	µg/L	NA	NA	NA	NA	0.13	0.13	0.13	NC	NC	NC	NC	NC
Dichlorodifluoromethane	µg/L	NA	NA	NA	NA	2.2	2.5	2.7	1.50	1.33	0.696	**0.27**	2.7
Methyl Ethyl Ketone	µg/L	NA	NA	NA	NA	2.5	2.5	2.5	NC	NC	NC	**2.2**	12
Tetrachloroethene	µg/L	NA	NA	NA	NA	8.4	8.4	8.0	1.15	2.35	2.55	0.13	8.4
Tetrahydrafuran	µg/L	NA	NA	NA	NA	5.2	5.2	5.2	5.20	10.7	11.5	5.2	43
Toluene	µg/L	NA	NA	NA	NA	0.093	0.093	0.093	0.120	0.192	0.318	0.093	2.0
Trichloroethene	µg/L	NA	NA	NA	NA	0.55	0.54	0.50	0.160	0.203	0.141	0.085	0.55
Trichlorofluoromethane	µg/L	NA	NA	NA	NA	1.4	1.5	1.4	0.260	0.431	0.412	0.13	1.5
TIC: 1-Piperidinecarboxaldehyde	µg/L	NA	NA	NR	NA	NR	NR	NR	0.290	0.290	0.0	0.29	0.29
TIC: 3,4-Dihydro-2,5-dimethyl-2H-pyrrole	µg/L	NA	NA	NR	NA	NR	NR	NR	0.310	0.310	0.0	0.31	0.31
TIC: Dichlorofluoromethane	µg/L	NA	NA	NR	NA	NR	NR	NR	1.00	1.00	0.0	1.0	1.0
SEMI-VOLATILE ORGANIC COMPOUNDS (EPA 8270):													
bis(2-Ethylhexyl) phthalate	µg/L	NA	NA	NA	NA	NA	5.9	NA	5.90	5.90	0	5.9	5.9
N-Nitrosodimethylamine (NDMA)	µg/L	NA	NA	NA	NA	NA	0.0073	NA	NC	NC	NC	NC	NC
ORGANOCHLORINE PESTICIDES AND PCB'S (EPA 8080): ND													
CHLORINATED HERBICIDES (EPA 8151A): ND													

TABLE 76
HISTORICAL SUMMARY DATA - MONITORING WELL N-17C2
RIALTO GWTS PERCHLORATE AND VOC REMEDIATION

ANALYTE	UNITS	May 2008	Aug 2008	Nov 2008	Feb 2009	May 2009	Aug 2009	Nov 2009	Feb 2010
GENERAL CHEMISTRY									
Chloride	mg/L	NA	NA	NA	NA	NA	NA	NA	NA
Hardness, Dissolved	mg/L	NA	NA	NA	NA	NA	NA	NA	NA
MBAS	mg/L	NA	NA	NA	NA	NA	NA	NA	NA
Nitrate as N	mg/L	NA	NA	NA	NA	NA	NA	NA	NA
Perchlorate	µg/L	0.30	0.30	0.30	0.82	0.35	0.35	0.35	**1.3**
Total Alkalinity	mg/L	NA	NA	NA	NA	NA	NA	NA	NA
Total Dissolved Solids	mg/L	NA	NA	NA	NA	NA	NA	NA	NA
FIELD PARAMETERS									
Dissolved Oxygen	mg/L	10.05	6.25	7.90	5.85	6.87	10.46	6.57	5.81
pH	Units	7.89	7.68	7.4	7.76	7.53	7.06	7.55	7.10
Specific Conductance	µmhos/cm	351	367	319	351	375	358	382	378
Temperature	°C	17.78	20.57	21.3	19.43	19.93	21.66	22.6	19.6
Turbidity	NTU	46.9	<5	<5	14.8	<5	<5	<5	<5
METALS: NA									
Antimony	µg/L	NA	NA	NA	NA	NA	NA	NA	NA
Arsenic	µg/L	NA	NA	NA	NA	NA	NA	NA	NA
Barium	µg/L	NA	NA	NA	NA	NA	NA	NA	NA
Beryllium	µg/L	NA	NA	NA	NA	NA	NA	NA	NA
Boron	µg/L	NA	NA	NA	NA	NA	NA	NA	NA
Cadmium	µg/L	NA	NA	NA	NA	NA	NA	NA	NA
Calcium	mg/L	NA	NA	NA	NA	NA	NA	NA	NA
Chromium VI	µg/L	NA	NA	NA	NA	NA	NA	NA	NA
Chromium	µg/L	NA	NA	NA	NA	NA	NA	NA	NA
Cobalt	µg/L	NA	NA	NA	NA	NA	NA	NA	NA
Copper	µg/L	NA	NA	NA	NA	NA	NA	NA	NA
Iron	µg/L	NA	NA	NA	NA	NA	NA	NA	NA
Lead	µg/L	NA	NA	NA	NA	NA	NA	NA	NA
Magnesium	mg/L	NA	NA	NA	NA	NA	NA	NA	NA
Manganese	µg/L	NA	NA	NA	NA	NA	NA	NA	NA
Mercury	µg/L	NA	NA	NA	NA	NA	NA	NA	NA
Molybdenum	µg/L	NA	NA	NA	NA	NA	NA	NA	NA
Nickel	µg/L	NA	NA	NA	NA	NA	NA	NA	NA
Potassium	mg/L	NA	NA	NA	NA	NA	NA	NA	NA
Selenium	µg/L	NA	NA	NA	NA	NA	NA	NA	NA
Silver	µg/L	NA	NA	NA	NA	NA	NA	NA	NA
Sodium	mg/L	NA	NA	NA	NA	NA	NA	NA	NA
Thallium	µg/L	NA	NA	NA	NA	NA	NA	NA	NA
Tin	µg/L	NA	NA	NA	NA	NA	NA	NA	NA
Vanadium	µg/L	NA	NA	NA	NA	NA	NA	NA	NA
Zinc	µg/L	NA	NA	NA	NA	NA	NA	NA	NA
VOLATILE ORGANIC COMPOUNDS									
1,1-Dichloroethane	µg/L	0.25	0.13	0.13	**0.22**	**0.17**	0.13	**0.36**	**0.25**
1,2-Dichloroethane	µg/L	0.11	0.11	0.11	0.11	0.11	0.11	0.11	0.11
1,2-Dichloropropane	µg/L	0.41	0.16	0.16	0.16	0.16	0.16	0.13	0.13
2-Hexanone	µg/L	3.4	3.4	3.4	3.4	3.4	3.4	3.4	3.4
Acetone	µg/L	7.4	7.4	7.4	4.6	4.6	4.6	4.6	4.6
Bromoform	µg/L	0.31	0.24	**0.26**[6]	0.24	0.24	0.24	0.23	0.23
cis-1,2-Dichloroethene	µg/L	0.32	0.32	0.32	0.11	0.11	0.11	0.11	**0.17**
Dichlorodifluoromethane	µg/L	0.34	1.0	1.0	1.5	**0.37**	1.4	1.7	1.8
Methyl ethyl ketone	µg/L	2.5	2.5	2.5	2.5	2.5	2.5	2.5	2.5
o-Xylene	µg/L	0.27	0.13	0.13	0.13	0.13	0.12	0.12	0.12
t-Butyl alcohol (TBA)	µg/L	8.6	9.2	9.2	ND	ND	ND	ND	ND
Tetrachloroethene	µg/L	0.57	0.97	0.82	1.7	1.7	1.8	2.3	2.4
Tetrahydrofuran	µg/L	ND	ND	ND	ND	ND	ND	ND	ND
Toluene	µg/L	0.24	0.12	0.12	0.12	0.12	0.12	0.093	0.093
Trichloroethene	µg/L	0.19	0.16	0.16	0.13	0.13	0.13	0.13	**0.22**
Trichlorofluoromethane	µg/L	0.28	**0.31**	**0.24**	0.22	**0.47**	0.50	0.55	**0.49**
TIC: 2-Pentanone	µg/L	NR	NR	NR	NR	NR	NR	NR	NR
TIC: Cyclopropane	µg/L	NR	NR	NR	NR	NR	NR	NR	NR
TIC: Dichlorofluoromethane	µg/L	NR	NR	NR	NR	NR	NR	NR	NR
TIC: Hexanal	µg/L	NR	NR	NR	NR	NR	NR	NR	NR
TIC: Pentane	µg/L	NR	NR	NR	NR	NR	NR	NR	NR
SEMI-VOLATILE ORGANIC COMPOUNDS (EPA 8270): NA									
2,4-Dimethylphenol	µg/L	NA	NA	NA	NA	NA	NA	NA	NA
Benzoic acid	µg/L	NA	NA	NA	NA	NA	NA	NA	NA
Benzyl alcohol	µg/L	NA	NA	NA	NA	NA	NA	NA	NA
ORGANOCHLORINE PESTICIDES AND PCB'S (EPA 8080): ND									
CHLORINATED HERBICIDES (EPA 8151A): ND									
NDMA (EPA 8270): ND									

TABLE 76 (CONT'D)
HISTORICAL SUMMARY DATA - MONITORING WELL N-17C2
RIALTO GWTS PERCHLORATE AND VOC REMEDIATION

ANALYTE	UNITS	Mar[R] 2010	Mar[R] 2010	May 2010	Aug 2010	Nov 2010	Feb 2011	May 2011	Aug 2011
GENERAL CHEMISTRY									
Chloride	mg/L	NA	NA	NA	NA	NA	NA	NA	NA
Hardness, Dissolved	mg/L	NA	NA	NA	NA	NA	NA	NA	NA
MBAS	mg/L	NA	NA	NA	NA	NA	NA	NA	NA
Nitrate as N	mg/L	NA	NA	NA	NA	NA	NA	NA	NA
Perchlorate	µg/L	0.35	0.35	0.35	0.35	0.61	0.61	0.61	0.61
Total Alkalinity	mg/L	NA	NA	NA	NA	NA	NA	NA	NA
Total Dissolved Solids	mg/L	NA	NA	NA	NA	NA	NA	NA	NA
FIELD PARAMETERS									
Dissolved Oxygen	mg/L	8.07	8.07	5.39	7.81	7.39	9.58	5.23	6.01
pH	Units	7.34	7.34	7.31	6.83	7.02	6.52	6.89	7.19
Specific Conductance	µmhos/cm	406	406	400	386	368	375	387	377
Temperature	°C	19.62	19.62	19.24	21.49	20.56	21.34	20.68	22.4
Turbidity	NTU	<5	<5	<5	<5	<5	<5	0.6	<5
METALS: NA									
Antimony	µg/L	NA	NA	NA	NA	NA	NA	NA	NA
Arsenic	µg/L	NA	NA	NA	NA	NA	NA	NA	NA
Barium	µg/L	NA	NA	NA	NA	NA	NA	NA	NA
Beryllium	µg/L	NA	NA	NA	NA	NA	NA	NA	NA
Boron	µg/L	NA	NA	NA	NA	NA	NA	NA	NA
Cadmium	µg/L	NA	NA	NA	NA	NA	NA	NA	NA
Calcium	mg/L	NA	NA	NA	NA	NA	NA	NA	NA
Chromium VI	µg/L	NA	NA	NA	NA	NA	NA	NA	NA
Chromium	µg/L	NA	NA	NA	NA	NA	NA	NA	NA
Cobalt	µg/L	NA	NA	NA	NA	NA	NA	NA	NA
Copper	µg/L	NA	NA	NA	NA	NA	NA	NA	NA
Iron	µg/L	NA	NA	NA	NA	NA	NA	NA	NA
Lead	µg/L	NA	NA	NA	NA	NA	NA	NA	NA
Magnesium	mg/L	NA	NA	NA	NA	NA	NA	NA	NA
Manganese	µg/L	NA	NA	NA	NA	NA	NA	NA	NA
Mercury	µg/L	NA	NA	NA	NA	NA	NA	NA	NA
Molybdenum	µg/L	NA	NA	NA	NA	NA	NA	NA	NA
Nickel	µg/L	NA	NA	NA	NA	NA	NA	NA	NA
Potassium	mg/L	NA	NA	NA	NA	NA	NA	NA	NA
Selenium	µg/L	NA	NA	NA	NA	NA	NA	NA	NA
Silver	µg/L	NA	NA	NA	NA	NA	NA	NA	NA
Sodium	mg/L	NA	NA	NA	NA	NA	NA	NA	NA
Thallium	µg/L	NA	NA	NA	NA	NA	NA	NA	NA
Tin	µg/L	NA	NA	NA	NA	NA	NA	NA	NA
Vanadium	µg/L	NA	NA	NA	NA	NA	NA	NA	NA
Zinc	µg/L	NA	NA	NA	NA	NA	NA	NA	NA
VOLATILE ORGANIC COMPOUNDS									
1,1-Dichloroethane	µg/L	NA	NA	**0.29**	**0.33**	**0.33**	**0.36**	**0.39**	**0.41**
1,2-Dichloroethane	µg/L	NA	NA	0.11	0.11	0.11	0.11	0.11	0.11
1,2-Dichloropropane	µg/L	NA	NA	0.13	0.13	0.13	0.13	0.13	0.13
2-Hexanone	µg/L	NA	NA	3.4	3.4	3.4	3.4	3.4	3.4
Acetone	µg/L	NA	NA	4.6	4.6	4.6	4.6	4.6	4.6
Bromoform	µg/L	NA	NA	0.23	0.27	0.27	0.27	0.27	0.27
cis-1,2-Dichloroethene	µg/L	NA	NA	0.11	**0.19**	**0.24**	**0.23**	**0.24**	0.085
Dichlorodifluoromethane	µg/L	NA	NA	1.4	1.6	1.6	1.8	1.8	2.0
Methyl ethyl ketone	µg/L	NA	NA	2.5	2.5	2.5	2.5	2.5	2.5
o-Xylene	µg/L	NA	NA	0.12	0.12	0.082	0.082	0.082	0.082
t-Butyl alcohol (TBA)	µg/L	NA	NA	9.4	9.4	9.4	9.4	9.4	9.4
Tetrachloroethene	µg/L	NA	NA	2.6	3.3	2.9	3.6	4.0	4.3
Tetrahydrofuran	µg/L	ND	ND	ND	ND	ND	ND	ND	ND
Toluene	µg/L	NA	NA	0.093	0.093	0.093	0.093	0.093	0.093
Trichloroethene	µg/L	NA	NA	**0.23**	**0.30**	**0.25**	**0.33**	**0.30**	**0.31**
Trichlorofluoromethane	µg/L	NA	NA	**0.49**	0.59	0.52	0.70	0.67	0.89
TIC: 2-Pentanone	µg/L	NA	NA	NR	NR	NR	NR	NR	NR
TIC: Cyclopropane	µg/L	NA	NA	NR	NR	NR	NR	NR	NR
TIC: Dichlorofluoromethane	µg/L	NA	NA	NR	NR	NR	NR	NR	1.1
TIC: Hexanal	µg/L	NA	NA	NR	NR	NR	NR	NR	NR
TIC: Pentane	µg/L	NA	NA	NR	NR	NR	NR	NR	NR
SEMI-VOLATILE ORGANIC COMPOUNDS (EPA 8270): NA									
2,4-Dimethylphenol	µg/L	NA	NA	NA	NA	NA	NA	NA	NA
Benzoic acid	µg/L	NA	NA	NA	NA	NA	NA	NA	NA
Benzyl alcohol	µg/L	NA	NA	NA	NA	NA	NA	NA	NA
ORGANOCHLORINE PESTICIDES AND PCB'S (EPA 8080): ND									
CHLORINATED HERBICIDES (EPA 8151A): ND									
NDMA (EPA 8270): ND									

TABLE 76 (CONT'D)
HISTORICAL SUMMARY DATA - MONITORING WELL N-17 C2
RIALTO GWTS PERCHLORATE AND VOC REMEDIATION

ANALYTE	UNITS	Nov 2011	Jan 2012	Aug 2012	Feb 2013	Aug 2013	Nov 2013	Dec 2013	Feb 2014
GENERAL CHEMISTRY									
Chloride	mg/L	NA	NA	NA	NA	NA	NA	NA	NA
Hardness, Dissolved	mg/L	NA	NA	NA	NA	NA	NA	NA	NA
MBAS	mg/L	NA	NA	NA	NA	NA	NA	NA	NA
Nitrate as N	mg/L	NA	NA	NA	NA	NA	NA	NA	NA
Perchlorate	µg/L	0.27	0.20	0.81	0.81	0.81	**1.30**	2.20	0.45
Total Alkalinity	mg/L	NA	NA	NA	NA	NA	NA	NA	NA
Total Dissolved Solids	mg/L	NA	NA	NA	NA	NA	NA	NA	NA
FIELD PARAMETERS									
Dissolved Oxygen	mg/L	6.23	4.19	5.39	1.37	1.05	1.83	1.25	1.18
pH	Units	6.35	7.02	6.92	8.60	9.21	9.73	7.52	9.53
Specific Conductance	µmhos/cm	124	135	141	299	153	137	160	137
Temperature	°C	18.22	16.89	22.91	20.56	17.91	22.45	24.03	21.07
Turbidity	NTU	<5	<5	<5	113	16.2	17.4	6.9	5.3
METALS: NA									
Antimony	µg/L	NA	NA	NA	NA	NA	NA	NA	NA
Arsenic	µg/L	NA	NA	NA	NA	NA	NA	NA	NA
Barium	µg/L	NA	NA	NA	NA	NA	NA	NA	NA
Beryllium	µg/L	NA	NA	NA	NA	NA	NA	NA	NA
Boron	µg/L	NA	NA	NA	NA	NA	NA	NA	NA
Cadmium	µg/L	NA	NA	NA	NA	NA	NA	NA	NA
Calcium	mg/L	NA	NA	NA	NA	NA	NA	NA	NA
Chromium VI	µg/L	NA	NA	NA	NA	NA	NA	NA	NA
Chromium	µg/L	NA	NA	NA	NA	NA	NA	NA	NA
Cobalt	µg/L	NA	NA	NA	NA	NA	NA	NA	NA
Copper	µg/L	NA	NA	NA	NA	NA	NA	NA	NA
Iron	µg/L	NA	NA	NA	NA	NA	NA	NA	NA
Lead	µg/L	NA	NA	NA	NA	NA	NA	NA	NA
Magnesium	mg/L	NA	NA	NA	NA	NA	NA	NA	NA
Manganese	µg/L	NA	NA	NA	NA	NA	NA	NA	NA
Mercury	µg/L	NA	NA	NA	NA	NA	NA	NA	NA
Molybdenum	µg/L	NA	NA	NA	NA	NA	NA	NA	NA
Nickel	µg/L	NA	NA	NA	NA	NA	NA	NA	NA
Potassium	mg/L	NA	NA	NA	NA	NA	NA	NA	NA
Selenium	µg/L	NA	NA	NA	NA	NA	NA	NA	NA
Silver	µg/L	NA	NA	NA	NA	NA	NA	NA	NA
Sodium	mg/L	NA	NA	NA	NA	NA	NA	NA	NA
Thallium	µg/L	NA	NA	NA	NA	NA	NA	NA	NA
Tin	µg/L	NA	NA	NA	NA	NA	NA	NA	NA
Vanadium	µg/L	NA	NA	NA	NA	NA	NA	NA	NA
Zinc	µg/L	NA	NA	NA	NA	NA	NA	NA	NA
VOLATILE ORGANIC COMPOUNDS									
1,1-Dichloroethane	µg/L	0.11	0.11	0.11	0.11	**0.43**	**0.44**	**0.45**	**0.40**
1,2-Dichloroethane	µg/L	0.11	0.11	0.11	**0.47**[6]	0.17	0.17	0.17	0.17
1,2-Dichloropropane	µg/L	0.13	0.13	0.13	**0.15**	**0.14**	**0.13**	**0.14**	**0.15**
2-Hexanone	µg/L	3.4	3.4	3.4	3.4	**3.9**[6]	3.4	3.4	3.4
Acetone	µg/L	4.6	4.6	4.6	12	35[6]	**9.9**	NA	**9.7**
Bromoform	µg/L	0.27	0.27	0.27	0.27	0.27	0.27	0.27	0.27
cis-1,2-Dichloroethene	µg/L	0.085	0.085	0.085	0.085	0.085	0.085	0.085	0.085
Dichlorodifluoromethane	µg/L	**0.11**	0.099	0.099	1.6	0.82	0.53	0.50	**0.34**
Methyl ethyl ketone	µg/L	2.5	2.5	2.5	2.5	**6.4**	2.5	NA	**3.4**
o-Xylene	µg/L	0.082	0.082	0.082	0.082	**0.090**	0.082	0.082	0.082
t-Butyl alcohol (TBA)	µg/L	9.4	9.4	9.4	9.4	12.0	9.4	9.4	12.0
Tetrachloroethene	µg/L	**0.46**	**0.46**	0.52	2.5	0.13	0.13	0.13	0.13
Tetrahydrofuran	µg/L	ND	ND	ND	ND	ND	ND	ND	**5.3**
Toluene	µg/L	0.093	0.093	0.093	2.6	8.8	7.8	7.4	6.2
Trichloroethene	µg/L	0.085	0.085	0.085	**0.15**	0.085	0.085	0.085	0.085
Trichlorofluoromethane	µg/L	0.13	0.13	0.13	0.13	0.13	0.13	0.13	0.13
TIC: 2-Pentanone	µg/L	NR	NR	NR	NR	1.0	NR	NR	NR
TIC: Cyclopropane	µg/L	NR	NR	NR	0.55	NR	NR	NR	NR
TIC: Dichlorofluoromethane	µg/L	NR	NR	NR	NR	NR	NR	NR	NR
TIC: Hexanal	µg/L	NR	NR	NR	2.8	NR	NR	NR	NR
TIC: Pentane	µg/L	NR	NR	NR	NR	0.76	NR	NR	NR
SEMI-VOLATILE ORGANIC COMPOUNDS (EPA 8270): NA									
2,4-Dimethylphenol	µg/L	NA	NA	NA	NA	NA	NA	NA	NA
Benzoic acid	µg/L	NA	NA	NA	NA	NA	NA	NA	NA
Benzyl alcohol	µg/L	NA	NA	NA	NA	NA	NA	NA	NA
ORGANOCHLORINE PESTICIDES AND PCB'S (EPA 8080): ND									
CHLORINATED HERBICIDES (EPA 8151A): ND									
NDMA (EPA 8270): ND									

TABLE 76 (CONT'D)
HISTORICAL SUMMARY DATA - MONITORING WELL N-17 C2
RIALTO GWTS PERCHLORATE AND VOC REMEDIATION

ANALYTE	UNITS	May 2014	May 27 2014 (A)	May 27 2014 (B)	Jun 17 2014 (5A)	Jun 17[g] 2014 (5A)	Jun 17 2014 (10A)	Jun 17 2014 (31A)	Jul 9 2014 (5A)	Jul 9 2014 (10A)
GENERAL CHEMISTRY										
Chloride	mg/L	NA	NA	NA	NA	NA	NA	NA	NA	NA
Hardness, Dissolved	mg/L	NA	NA	NA	NA	NA	NA	NA	NA	NA
MBAS	mg/L	NA	NA	NA	NA	NA	NA	NA	NA	NA
Nitrate as N	mg/L	NA	NA	NA	NA	NA	NA	NA	NA	NA
Perchlorate	µg/L	10	10	9.4	19	0.035[e*]	7.2	0.45	0.45	0.45
Total Alkalinity	mg/L	NA	NA	NA	NA	NA	NA	NA	NA	NA
Total Dissolved Solids	mg/L	NA	NA	NA	NA	NA	NA	NA	NA	NA
FIELD PARAMETERS										
Dissolved Oxygen	mg/L	1.59	2.23	2.23	1.63	NA	1.66	2.93	0.60	0.85
pH	Units	9.34	9.41	9.41	9.08	NA	8.95	7.66	7.21	7.41
Specific Conductance	µmhos/cm	132	150	150	129	NA	145	332	272	301
Temperature	°C	22.04	23.26	23.26	18.50	NA	18.50	21.45	19.69	20.46
Turbidity	NTU	12.4	5.8	5.8	71.2	NA	200	>800	261	333
METALS: NA										
Antimony	µg/L	µg/L	µg/L	NA	NA	NA	NA	NA	NA	NA
Arsenic	µg/L	µg/L	µg/L	NA	NA	NA	NA	NA	NA	NA
Barium	µg/L	µg/L	µg/L	NA	NA	NA	NA	NA	NA	NA
Beryllium	µg/L	µg/L	µg/L	NA	NA	NA	NA	NA	NA	NA
Boron	µg/L	µg/L	µg/L	NA	NA	NA	NA	NA	NA	NA
Cadmium	µg/L	µg/L	µg/L	NA	NA	NA	NA	NA	NA	NA
Calcium	mg/L	mg/L	mg/L	NA	NA	NA	NA	NA	NA	NA
Chromium VI	µg/L	µg/L	µg/L	NA	NA	NA	NA	NA	NA	NA
Chromium	µg/L	µg/L	µg/L	NA	NA	NA	NA	NA	NA	NA
Cobalt	µg/L	µg/L	µg/L	NA	NA	NA	NA	NA	NA	NA
Copper	µg/L	µg/L	µg/L	NA	NA	NA	NA	NA	NA	NA
Iron	µg/L	µg/L	µg/L	NA	NA	NA	NA	NA	NA	NA
Lead	µg/L	µg/L	µg/L	NA	NA	NA	NA	NA	NA	NA
Magnesium	mg/L	mg/L	mg/L	NA	NA	NA	NA	NA	NA	NA
Manganese	µg/L	µg/L	µg/L	NA	NA	NA	NA	NA	NA	NA
Mercury	µg/L	µg/L	µg/L	NA	NA	NA	NA	NA	NA	NA
Molybdenum	µg/L	µg/L	µg/L	NA	NA	NA	NA	NA	NA	NA
Nickel	µg/L	µg/L	µg/L	NA	NA	NA	NA	NA	NA	NA
Potassium	mg/L	mg/L	mg/L	NA	NA	NA	NA	NA	NA	NA
Selenium	µg/L	µg/L	µg/L	NA	NA	NA	NA	NA	NA	NA
Silver	µg/L	µg/L	µg/L	NA	NA	NA	NA	NA	NA	NA
Sodium	mg/L	mg/L	mg/L	NA	NA	NA	NA	NA	NA	NA
Thallium	µg/L	µg/L	µg/L	NA	NA	NA	NA	NA	NA	NA
Tin	µg/L	µg/L	µg/L	NA	NA	NA	NA	NA	NA	NA
Vanadium	µg/L	µg/L	µg/L	NA	NA	NA	NA	NA	NA	NA
Zinc	µg/L	µg/L	µg/L	NA	NA	NA	NA	NA	NA	NA
VOLATILE ORGANIC COMPOUNDS										
1,1-Dichloroethane	µg/L	**0.41**	NA	NA	**0.39**	NA	**0.45**	0.56	0.69	0.68
1,2-Dichloroethane	µg/L	0.17	NA	NA	NA	NA	NA	NA	0.17	0.17
1,2-Dichloropropane	µg/L	0.13	NA	NA	**0.14**	NA	**0.14**	**0.19**	**0.14**	**0.13**
2-Hexanone	µg/L	3.4	NA	NA	NA	NA	NA	NA	3.4	3.4
Acetone	µg/L	**6.7**	NA	NA	15	NA	100[(6)]	21	4.6	4.6
Bromoform	µg/L	0.27	NA	NA	NA	NA	NA	NA	0.27	0.27
cis-1,2-Dichloroethene	µg/L	0.085	NA	NA	NA	NA	NA	NA	0.085	0.085
Dichlorodifluoromethane	µg/L	0.099	NA	NA	**0.26**	NA	**0.77**	1.4	2.1	1.9
Methyl ethyl ketone	µg/L	2.5	NA	NA	**7.5**	NA	310[(6)]	26	2.5	2.5
o-Xylene	µg/L	0.082	NA	NA	**0.084**	NA	0.082	0.082	0.082	0.082
t-Butyl alcohol (TBA)	µg/L	9.4	NA	NA	NA	NA	NA	NA	9.4	9.4
Tetrachloroethene	µg/L	0.13	NA	NA	0.13	NA	0.90	4.3	1.5	4.1
Tetrahydrofuran	µg/L	**5.9**	NA	NA	**15**	NA	1500[(6)]	120	110	220
Toluene	µg/L	5.0	NA	NA	6.0	NA	4.3	**0.13**	0.093	0.093
Trichloroethene	µg/L	0.085	NA	NA	0.085	NA	0.085	**0.35**	**0.15**	**0.30**
Trichlorofluoromethane	µg/L	0.13	NA	NA	0.13	NA	**0.15**	0.80	0.13	**0.25**
TIC: 2-Pentanone	µg/L	NR	NA	NA	NA	NA	NA	NA	NA	NA
TIC: Cyclopropane	µg/L	NR	NA	NA	NA	NA	NA	NA	NA	NA
TIC: Dichlorofluoromethane	µg/L	NR	NA	NA	NA	NA	NA	NA	NA	NA
TIC: Hexanal	µg/L	NR	NA	NA	NA	NA	NA	NA	NA	NA
TIC: Pentane	µg/L	NR	NA	NA	NA	NA	NA	NA	NA	NA
SEMI-VOLATILE ORGANIC COMPOUNDS (EPA 8270): NA										
2,4-Dimethylphenol	µg/L	NA	NA	NA	NA	NA	NA	NA	NA	NA
Benzoic acid	µg/L	NA	NA	NA	NA	NA	NA	NA	NA	NA
Benzyl alcohol	µg/L	NA	NA	NA	NA	NA	NA	NA	NA	NA
ORGANOCHLORINE PESTICIDES AND PCB'S (EPA 8080): ND										
CHLORINATED HERBICIDES (EPA 8151A): ND										
NDMA (EPA 8270): ND										

TABLE 76 (CONT'D)
HISTORICAL SUMMARY DATA - MONITORING WELL N-17 C2
RIALTO GWTS PERCHLORATE AND VOC REMEDIATION

ANALYTE	UNITS	Jul 9 2014 (31A)	Aug 2014	Aug[g] 2014	Nov 2014	Feb 2015	Mar 2015	MED.	AVG.	STD. DEV.	MIN.	MAX.
GENERAL CHEMISTRY												
Chloride	mg/L	NA	NA	NA	NA	6.4	NA	6.40	6.40	0	6.4	6.4
Hardness, Dissolved	mg/L	NA	NA	NA	NA	46	NA	46.0	46.0	0.0	46	46
MBAS	mg/L	NA	NA	NA	NA	0.55	NA	0.550	0.550	0.0	0.55	0.55
Nitrate as N	mg/L	NA	NA	NA	NA	0.018	NA	NC	NC	NC	NC	NC
Perchlorate	µg/L	0.45	0.45	0.31	**0.74**	1.3	1.3	0.530	2.39	4.68	0.20	19
Total Alkalinity	mg/L	NA	NA	NA	NA	76	NA	76.0	76.0	0.0	76	76
Total Dissolved Solids	mg/L	NA	NA	NA	NA	190	NA	190	190	0.0	190	190
FIELD PARAMETERS												
Dissolved Oxygen	mg/L	2.12	4.71	NA	7.15	4.81	7.63	5.31	4.84	3.05	0.60	10.46
pH	Units	7.48	7.44	NA	8.00	7.39	6.72	7.46	7.77	0.984	6.35	9.73
Specific Conductance	µmhos/cm	347	349	NA	360	626	1190	350	328	197	124	1190
Temperature	°C	22.66	21.14	NA	20.34	21.56	18.4	20.6	20.6	1.86	16.89	24.03
Turbidity	NTU	313	340	NA	142	800	16.3	46.9	162	233	0.6	800
METALS: NA												
Antimony	mg/L	NA	NA	NA	NA	0.0049	NA	NC	NC	NC	NC	NC
Arsenic	mg/L	NA	NA	NA	NA	0.0092	NA	NC	NC	NC	NC	NC
Barium	mg/L	NA	NA	NA	NA	0.0035	NA	NC	NC	NC	NC	NC
Beryllium	mg/L	NA	NA	NA	NA	0.005	NA	NC	NC	NC	NC	NC
Boron	mg/L	NA	NA	NA	NA	NA	NA	NC	NC	NC	NC	NC
Cadmium	mg/L	NA	NA	NA	NA	0.0011	NA	NC	NC	NC	NC	NC
Calcium	mg/L	NA	NA	NA	NA	6.3	NA	6.30	6.30	0.0	6.3	6.3
Chromium VI	mg/L	NA	NA	NA	NA	NA	NA	NC	NC	NC	NC	NC
Chromium	mg/L	NA	NA	NA	NA	0.001	NA	NC	NC	NC	NC	NC
Cobalt	mg/L	NA	NA	NA	NA	0.0011	NA	NC	NC	NC	NC	NC
Copper	mg/L	NA	NA	NA	NA	0.001	NA	NC	NC	NC	NC	NC
Iron	mg/L	NA	NA	NA	NA	NA	NA	NC	NC	NC	NC	NC
Lead	mg/L	NA	NA	NA	NA	0.0035	NA	NC	NC	NC	NC	NC
Magnesium	mg/L	NA	NA	NA	NA	7.3	NA	7.30	7.30	0.0	7.3	7.3
Manganese	mg/L	NA	NA	NA	NA	NA	NA	NC	NC	NC	NC	NC
Mercury	mg/L	NA	NA	NA	NA	**0.000038**	NA	NC	NC	NC	**0.000038**	**0.000038**
Molybdenum	mg/L	NA	NA	NA	NA	0.0014	NA	NC	NC	NC	NC	NC
Nickel	mg/L	NA	NA	NA	NA	**0.0028**	NA	NC	NC	NC	**0.0028**	**0.0028**
Potassium	mg/L	NA	NA	NA	NA	4.1	NA	4.10	4.10	0.0	4.1	4.1
Selenium	mg/L	NA	NA	NA	NA	0.015	NA	NC	NC	NC	NC	NC
Silver	mg/L	NA	NA	NA	NA	0.0012	NA	NC	NC	NC	NC	NC
Sodium	mg/L	NA	NA	NA	NA	13	NA	13.0	13.0	0.0	13	13
Thallium	mg/L	NA	NA	NA	NA	0.010	NA	NC	NC	NC	NC	NC
Tin	mg/L	NA	NA	NA	NA	NA	NA	NC	NC	NC	NC	NC
Vanadium	mg/L	NA	NA	NA	NA	0.0022	NA	NC	NC	NC	NC	NC
Zinc	mg/L	NA	NA	NA	NA	0.0050	NA	NC	NC	NC	NC	NC
VOLATILE ORGANIC COMPOUNDS												
1,1-Dichloroethane	µg/L	0.73	0.11	NA	0.69	0.94	0.75	0.360	0.382	0.240	0.11	0.94
1,2-Dichloroethane	µg/L	0.17	0.17	NA	0.17	0.17	0.17	0.110	0.135	0.0301	NC	NC
1,2-Dichloropropane	µg/L	**0.13**	0.13	NA	**0.15**	0.13	0.13	0.130	0.149	0.0483	0.13	**0.19**
2-Hexanone	µg/L	3.4	3.4	NA	3.4	3.4	3.4	3.40	3.40	0.00	NC	NC
Acetone	µg/L	4.6	4.6	NA	**7.3**	4.6	4.6	4.60	6.92	4.47	4.6	21
Bromoform	µg/L	0.27	0.27	NA	0.27	0.27	0.27	NC	NC	NC	NC	NC
cis-1,2-Dichloroethene	µg/L	0.085	0.085	NA	0.085	0.085	0.085	NC	NC	NC	0.085	**0.24**
Dichlorodifluoromethane	µg/L	2.3	2.0	NA	1.9	2.2	2.5	1.40	1.24	0.778	0.099	2.5
Methyl ethyl ketone	µg/L	2.5	2.5	NA	**4.8**	2.5	2.5	NC	NC	NC	2.5	26
o-Xylene	µg/L	0.082	0.082	NA	0.082	0.082	0.082	NC	NC	NC	0.082	**0.090**
t-Butyl alcohol (TBA)	µg/L	9.4	NA	NA	9.4	9.4	9.4	NC	NC	NC	8.6	12.0
Tetrachloroethene	µg/L	7.8	5.5	NA	6.6	6.7	6.3	1.80	2.55	2.38	0.13	7.8
Tetrahydrofuran	µg/L	5.2	5.2	NA	**18**	140	74	18.0	72.6	81.9	5.2	220
Toluene	µg/L	0.093	0.093	NA	0.093	0.093	0.093	0.0930	1.53	2.67	0.093	8.8
Trichloroethene	µg/L	**0.47**	**0.36**	NA	**0.42**	**0.45**	**0.43**	NC	NC	NC	0.085	**0.47**
Trichlorofluoromethane	µg/L	1.3	1.2	NA	1.0	1.2	1.1	0.310	0.479	0.392	0.13	1.3
TIC: 2-Pentanone	µg/L	NA	NA	NA	NA	NA	NA	1.00	1.00	0.0	1.0	1.0
TIC: Cyclopropane	µg/L	NA	NA	NA	NA	NA	NA	0.550	0.550	0.0	0.55	0.55
TIC: Dichlorofluoromethane	µg/L	NA	NA	NA	NA	NA	NA	1.10	1.10	0.0	1.1	1.1
TIC: Hexanal	µg/L	NA	NA	NA	NA	NA	NA	2.80	2.80	0.000	2.8	2.8
TIC: Pentane	µg/L	NA	NA	NA	NA	NA	NA	0.760	0.760	0.000	0.76	0.76
SEMI-VOLATILE ORGANIC COMPOUNDS (EPA 8270): NA												
2,4-Dimethylphenol	µg/L	NA	NA	NA	NA	**1.1**	NA	1.10	1.10	0.0	**1.1**	**1.1**
Benzoic acid	µg/L	NA	NA	NA	NA	20	NA	20.0	20.0	0.0	20	20
Benzyl alcohol	µg/L	NA	NA	NA	NA	**0.89**	NA	NC	NC	NC	**0.89**	**0.89**
ORGANOCHLORINE PESTICIDES AND PCB'S (EPA 8080): ND												
CHLORINATED HERBICIDES (EPA 8151A): ND												
NDMA (EPA 8270): ND												

TABLE 77
HISTORICAL SUMMARY DATA - MONITORING WELL N-18 B
RIALTO GWTS PERCHLORATE AND VOC REMEDIATION

ANALYTE	UNITS	May 2008	Aug 2008	Nov 2008	Feb 2009	May 2009	Aug 2009	Nov 2009	Feb 2010	May 2010
GENERAL CHEMISTRY										
Alkalinity (Total)	mg/L	NA	NA	NA	NA	NA	NA	NA	NA	NA
Chloride	mg/L	NA	NA	NA	NA	NA	NA	NA	NA	NA
Hardess (Dissolved)	mg/L	NA	NA	NA	NA	NA	NA	NA	NA	NA
MBAS	mg/L	NA	NA	NA	NA	NA	NA	NA	NA	NA
Nitrate as N	mg/L	NA	NA	NA	NA	NA	NA	NA	NA	NA
Perchlorate	µg/L	0.30	0.30	0.30	0.82	0.35	0.35	0.35	0.35	0.35
Sulfate	mg/L	NA	NA	NA	NA	NA	NA	NA	NA	NA
Total Dissolved Solids	mg/L	NA	NA	NA	NA	NA	NA	NA	NA	NA
FIELD PARAMETERS										
Dissolved Oxygen	mg/L	6.30	4.61	5.17	5.89	6.25	10.63	8.49	6.24	6.05
pH	Units	7.77	7.65	7.33	7.55	7.61	7.38	7.60	7.11	7.13
Specific Conductance	µmhos/cm	382	375	370	361	385	347	406	395	411
Temperature	°C	18.68	20.14	19.04	18.92	19.38	20.7	20.1	18.8	18.29
Turbidity	NTU	33.5	<5	<5	<5	<5	<5	<5	7.8	<5
METALS: NA										
Barium	µg/L	NA	NA	NA	NA	NA	NA	NA	NA	NA
Calcium	mg/L	NA	NA	NA	NA	NA	NA	NA	NA	NA
Magnesium	mg/L	NA	NA	NA	NA	NA	NA	NA	NA	NA
Molybdenum	µg/L	NA	NA	NA	NA	NA	NA	NA	NA	NA
Potassium	mg/L	NA	NA	NA	NA	NA	NA	NA	NA	NA
Sodium	mg/L	NA	NA	NA	NA	NA	NA	NA	NA	NA
VOLATILE ORGANIC COMPOUNDS										
1,1-Dichloroethane	µg/L	0.25	0.25	**0.15**	**0.22**	**0.21**	**0.24**	**0.43**	**0.31**	**0.36**
1,2-Dichloropropane	µg/L	0.41	0.32	0.32	0.32	0.32	0.32	0.13	0.13	0.13
Chloroform	µg/L	**0.24**	0.23	0.23	0.23	0.23	0.23	0.072	0.072	0.072
cis-1,2-Dichloroethene	µg/L	0.32	0.32	0.32	0.32	0.32	0.32	0.32	0.32	0.32
Dichlorodifluoromethane	µg/L	1.1	1.5	1.8	2.0	1.0	2.0	2.0	2.6	2.0
n-Butylbenzene	µg/L	0.11	0.11	0.11	0.11	0.11	0.11	0.11	0.11	0.11
Tetrachloroethene	µg/L	1.8	1.7	1.8	2.4	2.6	2.6	3.0	3.5	3.7
Trichloroethene	µg/L	0.19	0.16	0.16	0.16	**0.18**	**0.23**	**0.25**	**0.27**	**0.26**
Trichlorofluoromethane	µg/L	**0.35**	**0.45**	**0.45**	**0.48**	0.67	0.73	0.71	0.73	0.76
TIC: Butylated Hydroxytoluene	µg/L	NR	NR	NR	NR	NR	NR	NR	NR	NR
TIC: Dichlorofluoromethane	µg/L	NR	NR	NR	NR	NR	NR	NR	NR	NR
SEMI-VOLATILE ORGANIC COMPOUNDS (EPA 8270): NA										
bis(2-Ethylhexyl) phthalate	µg/L	NA	NA	NA	NA	NA	NA	NA	NA	NA
N-Nitrosodimethylamine (NDMA)	µg/L	NA	NA	NA	NA	NA	NA	NA	NA	NA
ORGANOCHLORINE PESTICIDES AND PCB'S (EPA 8080): ND										
CHLORINATED HERBICIDES (EPA 8151A): ND										
NDMA (EPA 8270): ND										

TABLE 77 (CONT'D)
HISTORICAL SUMMARY DATA - MONITORING WELL N-18 B
RIALTO GWTS PERCHLORATE AND VOC REMEDIATION

ANALYTE	UNITS	Aug 2010	Nov 2010	Feb 2011	May 2011	Aug 2011	Nov 2011	Jan 2012	Aug 2012	Feb 2013
GENERAL CHEMISTRY										
Alkalinity (Total)	mg/L	NA	NA	NA	NA	NA	NA	NA	NA	NA
Chloride	mg/L	NA	NA	NA	NA	NA	NA	NA	NA	NA
Hardess (Dissolved)	mg/L	NA	NA	NA	NA	NA	NA	NA	NA	NA
MBAS	mg/L	NA	NA	NA	NA	NA	NA	NA	NA	NA
Nitrate as N	mg/L	NA	NA	NA	NA	NA	NA	NA	NA	NA
Perchlorate	µg/L	0.35	0.61	0.61	0.61	0.61	0.27	0.20	0.81	0.81
Sulfate	mg/L	NA	NA	NA	NA	NA	NA	NA	NA	NA
Total Dissolved Solids	mg/L	NA	NA	NA	NA	NA	NA	NA	NA	NA
FIELD PARAMETERS										
Dissolved Oxygen	mg/L	5.94	5.38	9.85	6.01	6.01	5.89	11.73	9.31	7.68
pH	Units	7.45	7.20	6.51	6.98	7.14	7.49	7.40	7.35	6.65
Specific Conductance	µmhos/cm	397	398	384	401	399	398	398	399	423
Temperature	°C	20.08	20.43	20.45	19.76	20.82	19.93	20.03	21.37	18.74
Turbidity	NTU	<5	<5	<5	<5	<5	12.1	283	<5	9.7
METALS: NA										
Barium	µg/L	NA	NA	NA	NA	NA	NA	NA	NA	NA
Calcium	mg/L	NA	NA	NA	NA	NA	NA	NA	NA	NA
Magnesium	mg/L	NA	NA	NA	NA	NA	NA	NA	NA	NA
Molybdenum	µg/L	NA	NA	NA	NA	NA	NA	NA	NA	NA
Potassium	mg/L	NA	NA	NA	NA	NA	NA	NA	NA	NA
Sodium	mg/L	NA	NA	NA	NA	NA	NA	NA	NA	NA
VOLATILE ORGANIC COMPOUNDS										
1,1-Dichloroethane	µg/L	0.50	**0.48**	0.58	0.61	0.58	0.50	0.59	0.71	0.77
1,2-Dichloropropane	µg/L	0.13	**0.13**	0.13	0.13	0.13	**0.13**	**0.16**	0.13	**0.17**
Chloroform	µg/L	0.12	0.12	0.12	0.12	0.12	0.12	0.12	0.12	0.12
cis-1,2-Dichloroethene	µg/L	**0.13**	**0.17**	**0.15**	**0.17**	0.085	**0.17**	**0.15**	0.085	**0.10**
Dichlorodifluoromethane	µg/L	2.2	2.4	2.8	2.7	2.8	2.2	2.4	3.2	3.3
n-Butylbenzene	µg/L	**0.22**[6]	0.11	0.11	0.11	0.11	0.11	0.11	0.11	0.11
Tetrachloroethene	µg/L	5.2	4.3	5.1	6.0	6.2	5.6	5.8	6.6	7.8
Trichloroethene	µg/L	**0.44**	**0.33**	**0.41**	**0.44**	**0.40**	**0.41**	**0.41**	**0.41**	0.51
Trichlorofluoromethane	µg/L	1.1	0.84	1.1	1.2	1.3	1.0	1.1	1.4	1.5
TIC: Butylated Hydroxytoluene	µg/L	NR	NR	NR	NR	NR	NR	10	NR	NR
TIC: Dichlorofluoromethane	µg/L	NR	NR	NR	0.70	1.6	1.3	1.1	1.3	0.68
SEMI-VOLATILE ORGANIC COMPOUNDS (EPA 8270): NA										
bis(2-Ethylhexyl) phthalate	µg/L	NA	NA	NA	NA	NA	NA	NA	NA	NA
N-Nitrosodimethylamine (NDMA)	µg/L	NA	NA	NA	NA	NA	NA	NA	NA	NA
ORGANOCHLORINE PESTICIDES AND PCB'S (EPA 8080): ND										
CHLORINATED HERBICIDES (EPA 8151A): ND										
NDMA (EPA 8270): ND										

TABLE 77 (CONT'D)
HISTORICAL SUMMARY DATA - MONITORING WELL N-18 B
RIALTO GWTS PERCHLORATE AND VOC REMEDIATION

ANALYTE	UNITS	Aug 2013	Feb 2014	Aug 2014	Feb 2015	Mar 2015	May 2015	Jul 2015	MED.	AVG.	STD. DEV.	MIN.	MAX.
GENERAL CHEMISTRY													
Alkalinity (Total)	mg/L	NA	NA	NA	190	NA	NA	NA	190	190	0.0	190	190
Chloride	mg/L	NA	NA	NA	5.6	NA	NA	NA	5.60	5.60	0	5.6	5.6
Hardess (Dissolved)	mg/L	NA	NA	NA	170	NA	NA	NA	170	170	0.0	170	170
MBAS	mg/L	NA	NA	NA	0.030	NA	NA	NA	NC	NC	NC	NC	NC
Nitrate as N	mg/L	NA	NA	NA	3.7	NA	NA	NA	3.70	3.70	0	3.7	3.7
Perchlorate	µg/L	0.81	0.45	0.45	1.3	1.3	1.3	1.3	NC	NC	NC	NC	NC
Sulfate	mg/L	NA	NA	NA	16	NA	NA	NA	16.0	16.0	0.0	16	16
Total Dissolved Solids	mg/L	NA	NA	NA	310	NA	NA	NA	310	310	0.0	310	310
FIELD PARAMETERS													
Dissolved Oxygen	mg/L	7.46	6.22	8.50	9.08	6.19	4.28	3.90	6.21	6.95	2.18	3.90	11.73
pH	Units	7.61	7.91	7.61	7.43	6.70	6.67	7.21	7.37	7.29	0.397	6.51	7.91
Specific Conductance	µmhos/cm	374	376	382	1150	1180	1040	368	398	521	297	347	1180
Temperature	°C	21.02	20.07	20.86	19.76	21.51	20.66	20.92	20.1	20.0	0.958	18.29	21.51
Turbidity	NTU	7.0	35.9	10.3	19.9	4.6	0.0	23.8	10.3	49.3	95.5	0.0	283
METALS:													
Barium	µg/L	NA	NA	NA	24	NA	NA	NA	24.0	24.0	0.0	24	24
Calcium	mg/L	NA	NA	NA	54	NA	NA	NA	54.0	54.0	0.0	54	54
Magnesium	mg/L	NA	NA	NA	7.9	NA	NA	NA	7.90	7.90	0	7.9	7.9
Molybdenum	µg/L	NA	NA	NA	**1.5**	NA	NA	NA	NC	NC	NC	**1.5**	**1.5**
Potassium	mg/L	NA	NA	NA	2.5	NA	NA	NA	2.50	2.50	0.0	2.5	2.5
Sodium	mg/L	NA	NA	NA	8.9	NA	NA	NA	8.90	8.90	0.0	8.9	8.9
VOLATILE ORGANIC COMPOUNDS													
1,1-Dichloroethane	µg/L	0.79	0.82	0.11	1.1	0.96	0.85	1.0	0.500	0.540	0.306	0.11	1.1
1,2-Dichloropropane	µg/L	**0.21**	**0.22**	0.13	0.13	0.13	**0.21**	**0.21**	0.130	0.194	0.0849	**0.13**	**0.22**
Chloroform	µg/L	0.12	**0.13**	0.12	0.12	0.12	0.12	0.12	NC	NC	NC	0.072	**0.24**
cis-1,2-Dichloroethene	µg/L	0.085	0.085	0.085	0.085	0.085	0.085	0.085	NC	NC	NC	0.085	**0.17**
Dichlorodifluoromethane	µg/L	2.8	2.6	2.7	3.2	3.1	2.1	2.4	2.40	2.34	0.669	1.0	3.3
n-Butylbenzene	µg/L	0.11	0.11	0.11	0.11	0.11	0.11	0.11	NC	NC	NC	NC	NC
Tetrachloroethene	µg/L	8.3	8.7	9.2	10	8.5	8.8	8.8	5.60	5.54	2.83	1.7	10
Trichloroethene	µg/L	0.54	0.52	0.54	0.67	0.58	0.62	0.64	0.410	0.391	0.172	0.16	0.67
Trichlorofluoromethane	µg/L	1.4	1.5	1.8	2.0	1.7	1.2	1.5	1.10	1.09	0.494	**0.35**	2.0
TIC: Butylated Hydroxytoluene	µg/L	NR	NR	NR	NR	NR	NR	NR	10.0	6.90	5.37	0.70	10
TIC: Dichlorofluoromethane	µg/L	0.60	NR	NR	NR	NR	NR	NR	1.10	1.05	0.418	0.60	1.6
SEMI-VOLATILE ORGANIC COMPOUNDS (EPA 8270):													
bis(2-Ethylhexyl) phthalate	µg/L	NA	NA	NA	3.0	NA	NA	NA	NC	NC	NC	NC	NC
N-Nitrosodimethylamine (NDMA)	µg/L	NA	NA	NA	0.0073	NA	NA	NA	NC	NC	NC	NC	NC
ORGANOCHLORINE PESTICIDES AND PCB'S (EPA 8080): ND													
CHLORINATED HERBICIDES (EPA 8151A): ND													
NDMA (EPA 8270): ND													

TABLE 78
HISTORICAL SUMMARY DATA - MONITORING WELL N-18 C1
RIALTO GWTS PERCHLORATE AND VOC REMEDIATION

ANALYTE	UNITS	May 2008	Aug 2008	Nov 2008	Feb 2009	May 2009	Aug 2009	Nov 2009
GENERAL CHEMISTRY								
Perchlorate	µg/L	0.30	0.30	0.30	**1.1**	0.35	0.35	0.35
FIELD PARAMETERS								
Dissolved Oxygen	mg/L	6.48	4.67	4.75	5.79	6.40	10.58	8.42
pH	Units	7.76	7.53	7.32	7.63	7.58	7.39	7.63
Specific Conductance	µmhos/cm	365	372	370	361	385	345	403
Temperature	°C	17.93	20.98	19.21	18.85	19.03	20.9	20.5
Turbidity	NTU	12.4	<5	<5	<5	<5	<0.1	<0.1
METALS: NA								
VOLATILE ORGANIC COMPOUNDS								
1,1-Dichloroethane	µg/L	0.25	0.13	0.13	**0.23**	**0.21**	0.13	**0.40**
1,2-Dichloropropane	µg/L	0.41	0.16	0.16	0.16	0.16	0.16	0.16
cis-1,2-Dichloroethene	µg/L	0.32	0.32	0.32	0.32	0.32	0.32	0.32
Dichlorodifluoromethane	µg/L	1.0	1.4	1.9	2.0	1.0	1.8	2.0
n-Butylbenzene	µg/L	0.11	0.11	0.11	0.11	0.11	0.11	0.11
Tetrachloroethene	µg/L	1.3	1.5	1.8	2.3	2.5	2.4	3.0
Trichloroethene	µg/L	0.19	0.16	0.16	0.16	**0.18**	0.13	0.13
Trichlorofluoromethane	µg/L	**0.30**	**0.42**	**0.46**	**0.49**	0.66	0.68	0.69
TIC: Dichlorofluoromethane	µg/L	NR	NR	NR	NR	NR	NR	NR
SEMI-VOLATILE ORGANIC COMPOUNDS (EPA 8270): NA								

TABLE 78 (CONT'D)
HISTORICAL SUMMARY DATA - MONITORING WELL N-18 C1
RIALTO GWTS PERCHLORATE AND VOC REMEDIATION

ANALYTE	UNITS	Feb 2010	Mar[R] 2010	Mar[R] 2010	May 2010	Aug 2010	Nov 2010	Feb 2011	May 2011	Aug 2011
GENERAL CHEMISTRY										
Perchlorate	µg/L	**1.3**	0.35	0.35	0.35	0.35	0.61	0.61	0.61	0.61
FIELD PARAMETERS										
Dissolved Oxygen	mg/L	6.02	10.96	10.96	5.22	5.55	5.27	9.09	5.98	4.58
pH	Units	7.12	6.53	6.53	7.09	7.57	7.22	6.52	7.09	7.15
Specific Conductance	µmhos/cm	391	419	419	409	396	400	385	395	401
Temperature	°C	18.7	18.46	18.46	18.62	21.00	20.53	20.92	20.17	21.37
Turbidity	NTU	15.2	16.4	16.4	<5	<5	7.1	<5	38.2	8.2
METALS: NA										
VOLATILE ORGANIC COMPOUNDS										
1,1-Dichloroethane	µg/L	**0.32**	NA	NA	**0.38**	0.50	**0.48**	0.54	0.63	0.59
1,2-Dichloropropane	µg/L	0.16	NA	NA	0.16	0.13	**0.14**	0.13	0.13	0.13
cis-1,2-Dichloroethene	µg/L	0.32	NA	NA	0.32	**0.11**	**0.19**	**0.18**	**0.18**	**0.19**
Dichlorodifluoromethane	µg/L	2.7	NA	NA	1.9	2.2	2.4	2.5	2.6	2.8
n-Butylbenzene	µg/L	0.11	NA	NA	0.11	**0.11**	0.11	0.11	0.11	0.11
Tetrachloroethene	µg/L	3.5	NA	NA	3.8	5.0	4.4	5.0	5.8	5.9
Trichloroethene	µg/L	**0.27**	NA	NA	**0.28**	**0.39**	**0.34**	**0.39**	**0.44**	**0.41**
Trichlorofluoromethane	µg/L	0.79	NA	NA	0.75	1.0	0.86	1.1	1.1	1.3
TIC: Dichlorofluoromethane	µg/L	NR	NR	NR	NR	NR	NR	NR	0.68	2.0
SEMI-VOLATILE ORGANIC COMPOUNDS (EPA 8270): NA										

TABLE 78 (CONT'D)
HISTORICAL SUMMARY DATA - MONITORING WELL N-18 C1
RIALTO GWTS PERCHLORATE AND VOC REMEDIATION

ANALYTE	UNITS	Nov 2011	Jan 2012	Aug 2012	Feb 2013	Aug 2013	Feb 2014
GENERAL CHEMISTRY							
Perchlorate	µg/L	0.27	0.20	0.81	NS	NS	NS
FIELD PARAMETERS							
Dissolved Oxygen	mg/L	5.98	10.39	9.02	NS	NS	NS
pH	Units	7.51	7.31	7.36	NS	NS	NS
Specific Conductance	µmhos/cm	399	393	401	NS	NS	NS
Temperature	°C	20.07	20.42	21.52	NS	NS	NS
Turbidity	NTU	8.4	371	7.5	NS	NS	NS
METALS: NA							
VOLATILE ORGANIC COMPOUNDS							
1,1-Dichloroethane	µg/L	**0.48**	0.55	0.70	NS	NS	NS
1,2-Dichloropropane	µg/L	0.13	**0.14**	0.13	NS	NS	NS
cis-1,2-Dichloroethene	µg/L	**0.13**	**0.13**	**0.11**	NS	NS	NS
Dichlorodifluoromethane	µg/L	1.9	2.0	2.9	NS	NS	NS
n-Butylbenzene	µg/L	0.11	0.11	0.11	NS	NS	NS
Tetrachloroethene	µg/L	4.9	5.7	6.6	NS	NS	NS
Trichloroethene	µg/L	**0.37**	**0.40**	**0.42**	NS	NS	NS
Trichlorofluoromethane	µg/L	0.95	1.0	1.4	NS	NS	NS
TIC: Dichlorofluoromethane	µg/L	1.2	1.6	1.2	NS	NS	NS
SEMI-VOLATILE ORGANIC COMPOUNDS (EPA 8270): NA							

TABLE 78 (CONT'D)
HISTORICAL SUMMARY DATA - MONITORING WELL N-18 C1
RIALTO GWTS PERCHLORATE AND VOC REMEDIATION

ANALYTE	UNITS	Aug 2014	Feb 2015	May 2015	MED.	AVG.	STD. DEV.	MIN.	MAX.
GENERAL CHEMISTRY									
Perchlorate	µg/L	NS	NS	NS	NC	NC	NC	NC	NC
FIELD PARAMETERS									
Dissolved Oxygen	mg/L	NS	NS	NS	6.02	7.22	2.41	4.58	10.96
pH	Units	NS	NS	NS	7.32	7.24	0.412	6.52	7.76
Specific Conductance	µmhos/cm	NS	NS	NS	395	389	22.2	345	419
Temperature	°C	NS	NS	NS	20.2	19.9	1.22	17.93	21.52
Turbidity	NTU	NS	NS	NS	13.8	72.9	140	2.4	371
METALS: NA									
VOLATILE ORGANIC COMPOUNDS									
1,1-Dichloroethane	µg/L	NS	NS	NS	0.400	0.390	0.194	0.13	0.70
1,2-Dichloropropane	µg/L	NS	NS	NS	0.140	0.159	0.0624	0.13	**0.14**
cis-1,2-Dichloroethene	µg/L	NS	NS	NS	NC	NC	NC	**0.11**	**0.19**
Dichlorodifluoromethane	µg/L	NS	NS	NS	2.00	2.04	0.614	1.0	2.9
n-Butylbenzene	µg/L	NS	NS	NS	NC	NC	NC	**0.11**	**0.11**
Tetrachloroethene	µg/L	NS	NS	NS	3.80	3.82	1.78	1.3	6.6
Trichloroethene	µg/L	NS	NS	NS	NC	NC	NC	0.13	**0.44**
Trichlorofluoromethane	µg/L	NS	NS	NS	0.790	0.818	0.337	**0.30**	1.4
TIC: Dichlorofluoromethane	µg/L	NS	NS	NS	1.20	1.34	0.555	0.68	2.0
SEMI-VOLATILE ORGANIC COMPOUNDS (EPA 8270): NA									

TABLE 79
HISTORICAL SUMMARY DATA - MONITORING WELL N-18 C2
RIALTO GWTS PERCHLORATE AND VOC REMEDIATION

ANALYTE	UNITS	May 2008	Jun[1] 2008	Jun[2] 2008	Aug 2008	Nov 2008	Feb 2009	May 2009	Aug 2009	Nov 2009
GENERAL CHEMISTRY		NA	NA	NA	NA	NA	NA	NA	NA	NA
Chloride	mg/L	NA	NA	NA	NA	NA	NA	NA	NA	NA
Hardness, Dissolved	mg/L	NA	NA	NA	NA	NA	NA	NA	NA	NA
MBAS	mg/L	NA	NA	NA	NA	NA	NA	NA	NA	NA
Nitrate as N	mg/L	NA	NA	NA	NA	NA	NA	NA	NA	NA
Perchlorate	µg/L	3.0	0.30	0.30	0.30	0.30	0.82	0.35	0.35	0.35
Sulfate	mg/L	NA	NA	NA	NA	NA	NA	NA	NA	NA
Total Alkainity as CaCO3	mg/L	NA	NA	NA	NA	NA	NA	NA	NA	NA
Total Dissolved Solids	mg/L	NA	NA	NA	NA	NA	NA	NA	NA	NA
FIELD PARAMETERS										
Dissolved Oxygen	mg/L	8.92	NA	NA	5.39	4.13	3.29	3.81	9.55	7.55
pH	Units	9.56	NA	NA	7.88	7.71	7.78	7.57	7.37	7.46
Specific Conductance	µmhos/cm	359	NA	NA	381	373	363	384	359	369
Temperature	°C	18.15	NA	NA	21.15	19.31	18.85	19.24	20.7	20.52
Turbidity	NTU	38.5	NA	NA	<5	<5	<5	<5	<5	130
METALS: NA										
Antimony	µg/L	NA	NA	NA	NA	NA	NA	NA	NA	NA
Arsenic	µg/L	NA	NA	NA	NA	NA	NA	NA	NA	NA
Barium	µg/L	NA	NA	NA	NA	NA	NA	NA	NA	NA
Beryllium	µg/L	NA	NA	NA	NA	NA	NA	NA	NA	NA
Boron	µg/L	NA	NA	NA	NA	NA	NA	NA	NA	NA
Cadmium	µg/L	NA	NA	NA	NA	NA	NA	NA	NA	NA
Calcium	mg/L	NA	NA	NA	NA	NA	NA	NA	NA	NA
Chromium VI	µg/L	NA	NA	NA	NA	NA	NA	NA	NA	NA
Chromium	µg/L	NA	NA	NA	NA	NA	NA	NA	NA	NA
Cobalt	µg/L	NA	NA	NA	NA	NA	NA	NA	NA	NA
Copper	µg/L	NA	NA	NA	NA	NA	NA	NA	NA	NA
Iron	µg/L	NA	NA	NA	NA	NA	NA	NA	NA	NA
Lead	µg/L	NA	NA	NA	NA	NA	NA	NA	NA	NA
Magnesium	mg/L	NA	NA	NA	NA	NA	NA	NA	NA	NA
Manganese	µg/L	NA	NA	NA	NA	NA	NA	NA	NA	NA
Mercury	µg/L	NA	NA	NA	NA	NA	NA	NA	NA	NA
Molybdenum	µg/L	NA	NA	NA	NA	NA	NA	NA	NA	NA
Nickel	µg/L	NA	NA	NA	NA	NA	NA	NA	NA	NA
Potassium	mg/L	NA	NA	NA	NA	NA	NA	NA	NA	NA
Selenium	µg/L	NA	NA	NA	NA	NA	NA	NA	NA	NA
Silver	µg/L	NA	NA	NA	NA	NA	NA	NA	NA	NA
Sodium	mg/L	NA	NA	NA	NA	NA	NA	NA	NA	NA
Thallium	µg/L	NA	NA	NA	NA	NA	NA	NA	NA	NA
Tin	µg/L	NA	NA	NA	NA	NA	NA	NA	NA	NA
Vanadium	µg/L	NA	NA	NA	NA	NA	NA	NA	NA	NA
Zinc	µg/L	NA	NA	NA	NA	NA	NA	NA	NA	NA
VOLATILE ORGANIC COMPOUNDS										
1,1-Dichloroethane	µg/L	0.25	0.13	0.13	0.13	0.13	**0.20**	**0.20**	**0.27**	**0.44**
1,2-Dichloropropane	µg/L	0.41	0.16	0.16	0.16	0.16	0.16	0.13	0.13	0.13
2-Hexanone	µg/L	NA	NA	NA	NA	NA	NA	NA	NA	NA
Acetone	µg/L	7.4	7.4	7.4	7.4	7.4	7.4	4.6	4.6	4.6
Carbon disulfide	µg/L	0.38	0.38	0.38	0.38	0.38	0.38	0.38	0.38	0.38
Chloroform	µg/L	0.24	NA	NA	**0.23**[(6)]	0.23	0.23	0.23	0.23	0.072
Chloromethane	µg/L	0.7[(b)]	NA	NA	0.20	0.20	0.20	0.20	**0.43**[(b)]	0.11
cis-1,2-Dichloroethene	µg/L	0.32	0.32	0.32	0.32	0.32	0.32	0.085	0.085	0.085
Dichlorodifluoromethane	µg/L	0.34	NA	NA	1.4	**0.30**	1.5	0.22	1.8	2.4
Methylene Chloride	µg/L	0.27	0.27	0.27	0.27	0.27	**0.29**	0.27	0.28	0.28
Methyl ethyl ketone	µg/L	2.50	2.50	2.50	2.50	2.50	2.50	2.50	2.50	2.50
Tetrachloroethene	µg/L	**0.31**	NA	NA	1.6	1.1	2.1	2.0	2.3	2.3
Tetrahydrofuran	µg/L	NA	NA	NA	NA	NA	NA	5.2	5.2	5.2
Toluene	µg/L	0.24	0.12	0.12	0.12	0.12	0.12	0.12	0.12	0.093
Trichloroethene	µg/L	0.19	0.16	0.16	0.16	0.16	0.16	0.16	**0.21**	0.13
Trichlorofluoromethane	µg/L	0.28	NA	NA	**0.42**	0.22	**0.40**	**0.48**	0.63	0.73
TIC: Dichlorofluoromethane	µg/L	NR	NR	NR	NR	NR	NR	NR	NR	NR
TIC: 2-Heptanone	µg/L	NR	NR	NR	NR	NR	NR	NR	NR	NR
TIC: Hexanal	µg/L	NR	NR	NR	NR	NR	NR	NR	NR	NR
TIC: 2-Nonanone	µg/L	NR	NR	NR	NR	NR	NR	NR	NR	NR
TIC: 2-Octanone	µg/L	NR	NR	NR	NR	NR	NR	NR	NR	NR
TIC: 2-Butanol	µg/L	NR	NR	NR	NR	NR	NR	NR	NR	NR
SEMI-VOLATILE ORGANIC COMPOUNDS (EPA 8270):										
Benzoic acid	µg/L	NA	NA	NA	NA	NA	NA	NA	NA	NA

TABLE 79 (CONT'D)
HISTORICAL SUMMARY DATA - MONITORING WELL N-18 C2
RIALTO GWTS PERCHLORATE AND VOC REMEDIATION

ANALYTE	UNITS	Feb 2010	May 2010	Aug 2010	Nov 2010	Feb 2011	May 2011	Aug 2011	Nov 2011	Jan 2012
GENERAL CHEMISTRY		NA	NA	NA	NA	NA	NA	NA	NA	NA
Chloride	mg/L	NA	NA	NA	NA	NA	NA	NA	NA	NA
Hardness, Dissolved	mg/L	NA	NA	NA	NA	NA	NA	NA	NA	NA
MBAS	mg/L	NA	NA	NA	NA	NA	NA	NA	NA	NA
Nitrate as N	mg/L	NA	NA	NA	NA	NA	NA	NA	NA	NA
Perchlorate	µg/L	0.35	0.35	0.35	0.61	0.61	0.61	0.61	0.27	0.20
Sulfate	mg/L	NA	NA	NA	NA	NA	NA	NA	NA	NA
Total Alkainity as CaCO3	mg/L	NA	NA	NA	NA	NA	NA	NA	NA	NA
Total Dissolved Solids	mg/L	NA	NA	NA	NA	NA	NA	NA	NA	NA
FIELD PARAMETERS										
Dissolved Oxygen	mg/L	11.50	5.77	5.23	5.20	7.54	4.67	5.87	5.95	9.79
pH	Units	7.78	7.21	7.54	7.26	6.55	7.13	7.14	7.54	7.44
Specific Conductance	µmhos/cm	438	405	396	403	390	393	401	400	401
Temperature	°C	16.9	20.18	21.09	20.41	21.62	20.49	21.55	20.12	20.5
Turbidity	NTU	107	229	<5	<5	<5	5.2	<5	<5	<5
METALS: NA										
Antimony	µg/L	NA	NA	NA	NA	NA	NA	NA	NA	NA
Arsenic	µg/L	NA	NA	NA	NA	NA	NA	NA	NA	NA
Barium	µg/L	NA	NA	NA	NA	NA	NA	NA	NA	NA
Beryllium	µg/L	NA	NA	NA	NA	NA	NA	NA	NA	NA
Boron	µg/L	NA	NA	NA	NA	NA	NA	NA	NA	NA
Cadmium	µg/L	NA	NA	NA	NA	NA	NA	NA	NA	NA
Calcium	mg/L	NA	NA	NA	NA	NA	NA	NA	NA	NA
Chromium VI	µg/L	NA	NA	NA	NA	NA	NA	NA	NA	NA
Chromium	µg/L	NA	NA	NA	NA	NA	NA	NA	NA	NA
Cobalt	µg/L	NA	NA	NA	NA	NA	NA	NA	NA	NA
Copper	µg/L	NA	NA	NA	NA	NA	NA	NA	NA	NA
Iron	µg/L	NA	NA	NA	NA	NA	NA	NA	NA	NA
Lead	µg/L	NA	NA	NA	NA	NA	NA	NA	NA	NA
Magnesium	mg/L	NA	NA	NA	NA	NA	NA	NA	NA	NA
Manganese	µg/L	NA	NA	NA	NA	NA	NA	NA	NA	NA
Mercury	µg/L	NA	NA	NA	NA	NA	NA	NA	NA	NA
Molybdenum	µg/L	NA	NA	NA	NA	NA	NA	NA	NA	NA
Nickel	µg/L	NA	NA	NA	NA	NA	NA	NA	NA	NA
Potassium	mg/L	NA	NA	NA	NA	NA	NA	NA	NA	NA
Selenium	µg/L	NA	NA	NA	NA	NA	NA	NA	NA	NA
Silver	µg/L	NA	NA	NA	NA	NA	NA	NA	NA	NA
Sodium	mg/L	NA	NA	NA	NA	NA	NA	NA	NA	NA
Thallium	µg/L	NA	NA	NA	NA	NA	NA	NA	NA	NA
Tin	µg/L	NA	NA	NA	NA	NA	NA	NA	NA	NA
Vanadium	µg/L	NA	NA	NA	NA	NA	NA	NA	NA	NA
Zinc	µg/L	NA	NA	NA	NA	NA	NA	NA	NA	NA
VOLATILE ORGANIC COMPOUNDS										
1,1-Dichloroethane	µg/L	**0.41**	**0.36**	0.52	0.50	0.54	0.59	0.62	**0.49**	0.56
1,2-Dichloropropane	µg/L	0.13	0.13	0.13	**0.15**[6]	0.13	0.13	0.13	0.13	0.13
2-Hexanone	µg/L	NA	NA	NA	NA	NA	NA	NA	NA	NA
Acetone	µg/L	4.6	4.6	4.6	4.6	4.6	4.6	4.6	4.6	4.6
Carbon disulfide	µg/L	0.38	0.38	0.38	0.38	0.38	0.38	0.38	0.38	0.38
Chloroform	µg/L	0.072	0.072	0.12	0.12	0.12	0.12	0.12	0.12	0.12
Chloromethane	µg/L	0.11	0.11	0.14	0.14	0.14	0.14	0.14	0.14	0.14
cis-1,2-Dichloroethene	µg/L	0.085	0.085	0.085	**0.17**	**0.11**	**0.16**	0.085	0.085	**0.17**
Dichlorodifluoromethane	µg/L	3.0	2.0	2.3	2.5	2.4	2.5	2.7	2.0	2.0
Methylene Chloride	µg/L	0.28	0.28	0.48	0.48	0.48	0.48	0.48	0.48	0.48
Methyl ethyl ketone	µg/L	2.50	2.50	2.50	2.50	2.50	2.50	2.50	2.50	2.50
Tetrachloroethene	µg/L	4.0	3.7	4.8	4.5	4.7	5.7	5.4	5.0	5.2
Tetrahydrofuran	µg/L	5.2	5.2	5.2	5.2	5.2	5.2	5.2	5.2	5.2
Toluene	µg/L	0.093	0.093	0.093	0.093	0.093	0.093	0.093	0.093	0.093
Trichloroethene	µg/L	**0.31**	**0.25**	**0.38**	**0.34**	**0.41**	**0.42**	**0.41**	**0.42**	**0.42**
Trichlorofluoromethane	µg/L	0.99	0.71	1.1	0.91	1.0	1.1	1.2	0.98	0.99
TIC: Dichlorofluoromethane	µg/L	NR	NR	NR	NR	NR	NR	0.44	NR	120[6]
TIC: 2-Heptanone	µg/L	NR	NR	NR	NR	NR	NR	NR	NR	NR
TIC: Hexanal	µg/L	NR	NR	NR	NR	NR	NR	NR	NR	NR
TIC: 2-Nonanone	µg/L	NR	NR	NR	NR	NR	NR	NR	NR	NR
TIC: 2-Octanone	µg/L	NR	NR	NR	NR	NR	NR	NR	NR	NR
TIC: 2-Butanol	µg/L	NR	NR	NR	NR	NR	NR	NR	NR	NR
SEMI-VOLATILE ORGANIC COMPOUNDS (EPA 8270):										
Benzoic acid	µg/L	NA	NA	NA	NA	NA	NA	NA	NA	NA

TABLE 79 (CONT'D)
HISTORICAL SUMMARY DATA - MONITORING WELL N-18 C2
RIALTO GWTS PERCHLORATE AND VOC REMEDIATION

ANALYTE	UNITS	Aug 2012	Feb 2013	Apr 16 2013 (i)	Apr 16 2013 (ii)	Apr 16 2013 (A)	Apr 16 2013 (B)	Apr 16 2013 (C)	Aug 2013	Feb 2014
GENERAL CHEMISTRY										
Chloride	mg/L	NA	NA	NA	NA	NA	NA	NA	NA	NA
Hardness, Dissolved	mg/L	NA	NA	NA	NA	NA	NA	NA	NA	NA
MBAS	mg/L	NA	NA	NA	NA	NA	NA	NA	NA	NA
Nitrate as N	mg/L	NA	NA	NA	NA	NA	NA	NA	NA	NA
Perchlorate	µg/L	0.81	99[6]	0.81	0.81	0.17	0.21	0.12	0.81	0.45
Sulfate	mg/L	NA	NA	NA	NA	NA	NA	NA	NA	NA
Total Alkainity as CaCO3	mg/L	NA	NA	NA	NA	NA	NA	NA	NA	NA
Total Dissolved Solids	mg/L	NA	NA	NA	NA	NA	NA	NA	NA	NA
FIELD PARAMETERS										
Dissolved Oxygen	mg/L	7.87	1.17	0	NA	NA	NA	NA	1.31	1.00
pH	Units	7.26	7.09	9.11	NA	NA	NA	NA	8.51	9.85
Specific Conductance	µmhos/cm	406	395	403	NA	NA	NA	NA	263	222
Temperature	°C	22.31	17.28	19.68	NA	NA	NA	NA	20.18	21.06
Turbidity	NTU	<5	321	42.3	NA	NA	NA	NA	15.9	14.8
METALS: NA										
Antimony	µg/L	NA	NA	NA	NA	NA	NA	NA	NA	NA
Arsenic	µg/L	NA	NA	NA	NA	NA	NA	NA	NA	NA
Barium	µg/L	NA	NA	NA	NA	NA	NA	NA	NA	NA
Beryllium	µg/L	NA	NA	NA	NA	NA	NA	NA	NA	NA
Boron	µg/L	NA	NA	NA	NA	NA	NA	NA	NA	NA
Cadmium	µg/L	NA	NA	NA	NA	NA	NA	NA	NA	NA
Calcium	mg/L	NA	NA	NA	NA	NA	NA	NA	NA	NA
Chromium VI	µg/L	NA	NA	NA	NA	NA	NA	NA	NA	NA
Chromium	µg/L	NA	NA	NA	NA	NA	NA	NA	NA	NA
Cobalt	µg/L	NA	NA	NA	NA	NA	NA	NA	NA	NA
Copper	µg/L	NA	NA	NA	NA	NA	NA	NA	NA	NA
Iron	µg/L	NA	NA	NA	NA	NA	NA	NA	NA	NA
Lead	µg/L	NA	NA	NA	NA	NA	NA	NA	NA	NA
Magnesium	mg/L	NA	NA	NA	NA	NA	NA	NA	NA	NA
Manganese	µg/L	NA	NA	NA	NA	NA	NA	NA	NA	NA
Mercury	µg/L	NA	NA	NA	NA	NA	NA	NA	NA	NA
Molybdenum	µg/L	NA	NA	NA	NA	NA	NA	NA	NA	NA
Nickel	µg/L	NA	NA	NA	NA	NA	NA	NA	NA	NA
Potassium	mg/L	NA	NA	NA	NA	NA	NA	NA	NA	NA
Selenium	µg/L	NA	NA	NA	NA	NA	NA	NA	NA	NA
Silver	µg/L	NA	NA	NA	NA	NA	NA	NA	NA	NA
Sodium	mg/L	NA	NA	NA	NA	NA	NA	NA	NA	NA
Thallium	µg/L	NA	NA	NA	NA	NA	NA	NA	NA	NA
Tin	µg/L	NA	NA	NA	NA	NA	NA	NA	NA	NA
Vanadium	µg/L	NA	NA	NA	NA	NA	NA	NA	NA	NA
Zinc	µg/L	NA	NA	NA	NA	NA	NA	NA	NA	NA
VOLATILE ORGANIC COMPOUNDS										
1,1-Dichloroethane	µg/L	0.67	0.11	**0.18**	**0.17**	**0.16**	**0.16**	**0.17**	**0.16**	**0.17**
1,2-Dichloropropane	µg/L	0.13	0.13	0.13	0.13	0.19	0.19	0.19	0.13	0.13
2-Hexanone	µg/L	NA	NA	NA	NA	NA	NA	NA	NA	NA
Acetone	µg/L	4.6	12	13	4.60	NA	NA	NA	23	67
Carbon disulfide	µg/L	0.38	0.38	0.38	0.38	0.38	0.38	0.38	0.38	0.38
Chloroform	µg/L	0.12	0.12	0.12	0.12	0.46	0.46	0.46	0.12	0.12
Chloromethane	µg/L	0.14	0.14	0.14	0.14	0.36	0.36	0.36	0.14	0.14
cis-1,2-Dichloroethene	µg/L	0.085	0.085	0.085	0.085	0.18	0.18	0.18	0.085	0.085
Dichlorodifluoromethane	µg/L	2.7	**0.10**	**0.36**	**0.36**	**0.15**	**0.40**	**0.44**	**0.21**	0.099
Methylene Chloride	µg/L	0.48	0.48	0.48	0.48	0.15	0.15	0.15	0.48	0.48
Methyl ethyl ketone	µg/L	2.50	2.50	2.50	2.50	2.50	2.50	2.50	52	220
Tetrachloroethene	µg/L	6.1	0.64	0.13	0.13	0.23	0.23	0.23	0.13	0.13
Tetrahydrofuran	µg/L	5.2	**6.4[6]**	89	88	NA	NA	NA	500	1200
Toluene	µg/L	0.093	**0.41**	0.093	**0.10**	0.22	0.22	0.22	0.093	0.093
Trichloroethene	µg/L	**0.42**	0.085	0.085	0.085	0.25	0.25	0.25	0.085	0.085
Trichlorofluoromethane	µg/L	1.3	0.13	0.13	0.13	0.22	0.22	0.22	0.13	0.13
TIC: Dichlorofluoromethane	µg/L	NR	NR	NR	NR	NR	NR	NR	NR	NR
TIC: 2-Heptanone	µg/L	NR	NR	NR	NR	NR	NR	NR	0.50	NR
TIC: Hexanal	µg/L	NR	0.67	0.74	0.42	NR	NR	NR	0.59	NR
TIC: 2-Nonanone	µg/L	NR	NR	NR	NR	NR	NR	NR	NR	NR
TIC: 2-Octanone	µg/L	NR	NR	NR	NR	NR	NR	NR	0.67	NR
TIC: 2-Butanol	µg/L	NR	NR	NR	NR	NR	NR	NR	NR	1.2
SEMI-VOLATILE ORGANIC COMPOUNDS (EPA 8270):										
Benzoic acid	µg/L	NA	NA	NA	NA	NA	NA	NA	NA	NA

TABLE 79 (CONT'D)
HISTORICAL SUMMARY DATA - MONITORING WELL N-18 C2
RIALTO GWTS PERCHLORATE AND VOC REMEDIATION

ANALYTE	UNITS	Aug 2014	Feb 2015	Mar 2015	May 2015	Jul 2015	MED.	AVG.	STD. DEV.	MIN.	MAX.
GENERAL CHEMISTRY											
Chloride	mg/L	NA	4.2	NA	NA	NA	4.20	4.20	0.0	4.2	4.2
Hardness, Dissolved	mg/L	NA	9.8	NA	NA	NA	9.80	9.80	0.0	9.8	9.8
MBAS	mg/L	NA	0.77	NA	NA	NA	0.770	0.770	0.0	0.77	0.77
Nitrate as N	mg/L	NA	0.018	NA	NA	NA	NC	NC	NC	NC	NC
Perchlorate	µg/L	0.45	**3.8**[6]	**1.3**	1.3	1.3	0.450	0.797	0.944	0.12	**3.8**
Sulfate	mg/L	NA	**0.44**	NA	NA	NA	NC	NC	NC	**0.44**	**0.44**
Total Alkainity as CaCO3	mg/L	NA	110	NA	NA	NA	110	110	0.0	110	110
Total Dissolved Solids	mg/L	NA	320	NA	NA	NA	320	320	0.0	320	320
FIELD PARAMETERS											
Dissolved Oxygen	mg/L	1.52	1.46	1.32	2.92	1.14	4.67	4.75	3.43	0	11.50
pH	Units	9.80	9.21	9.26	7.86	9.20	7.71	8.08	1.07	6.55	9.87
Specific Conductance	µmhos/cm	215	732	836	924	222	395	442	203	215	924
Temperature	°C	24.43	20.81	22.69	17.15	22.72	20.5	20.3	1.96	16.9	24.43
Turbidity	NTU	4.4	40.2	34.5	0.0	8.9	34.5	77.4	109	0.0	321
METALS:											
Antimony	mg/L	NA	0.0049	NA	NA	NA	NC	NC	NC	NC	NC
Arsenic	mg/L	NA	0.0092	NA	NA	NA	NC	NC	NC	NC	NC
Barium	mg/L	NA	0.0035	NA	NA	NA	NC	NC	NC	NC	NC
Beryllium	mg/L	NA	0.005	NA	NA	NA	NC	NC	NC	NC	NC
Boron	mg/L	NA	NA	NA	NA	NA	NC	NC	NC	NC	NC
Cadmium	mg/L	NA	0.0011	NA	NA	NA	NC	NC	NC	NC	NC
Calcium	mg/L	NA	1.6	NA	NA	NA	1.60	1.60	0.00	1.6	1.6
Chromium VI	mg/L	NA	NA	NA	NA	NA	NC	NC	NC	NC	NC
Chromium	mg/L	NA	0.0010	NA	NA	NA	NC	NC	NC	NC	NC
Cobalt	mg/L	NA	0.0011	NA	NA	NA	NC	NC	NC	NC	NC
Copper	mg/L	NA	0.0010	NA	NA	NA	NC	NC	NC	NC	NC
Iron	mg/L	NA	NA	NA	NA	NA	NC	NC	NC	NC	NC
Lead	mg/L	NA	0.0035	NA	NA	NA	NC	NC	NC	NC	NC
Magnesium	mg/L	NA	1.4	NA	NA	NA	1.40	1.40	0.00	1.4	1.4
Manganese	mg/L	NA	NA	NA	NA	NA	NC	NC	NC	NC	NC
Mercury	mg/L	NA	0.000033	NA	NA	NA	NC	NC	NC	NC	NC
Molybdenum	mg/L	NA	**0.0056**	NA	NA	NA	NC	NC	NC	**0.0056**	**0.0056**
Nickel	mg/L	NA	0.0024	NA	NA	NA	NC	NC	NC	NC	NC
Potassium	mg/L	NA	2.8	NA	NA	NA	2.80	2.80	0.00	2.8	2.8
Selenium	mg/L	NA	0.015	NA	NA	NA	NC	NC	NC	NC	NC
Silver	mg/L	NA	0.0012	NA	NA	NA	NC	NC	NC	NC	NC
Sodium	mg/L	NA	49	NA	NA	NA	49.0	49.0	0.0	49	49
Thallium	mg/L	NA	0.010	NA	NA	NA	NC	NC	NC	NC	NC
Tin	mg/L	NA	NA	NA	NA	NA	NC	NC	NC	NC	NC
Vanadium	mg/L	NA	0.0022	NA	NA	NA	NC	NC	NC	NC	NC
Zinc	mg/L	NA	0.0050	NA	NA	NA	NC	NC	NC	NC	NC
VOLATILE ORGANIC COMPOUNDS											
1,1-Dichloroethane	µg/L	0.11	0.11	0.11	**0.11**	**0.14**	0.175	0.288	0.194	0.11	0.67
1,2-Dichloropropane	µg/L	0.13	0.13	0.13	0.13	0.13	0.130	0.150	0.0522	NC	NC
2-Hexanone	µg/L	3.4	3.4	3.4	3.4	**3.7**	3.40	3.45	0.122	3.4	**3.7**
Acetone	µg/L	130	4.6	150	150	190	4.60	29.2	57.3	4.6	190
Carbon disulfide	µg/L	0.38	0.38	0.38	**0.42**[5,6]	0.38	NC	NC	NC	0.38	**0.42**
Chloroform	µg/L	0.12	0.12	0.12	0.12	0.12	NC	NC	NC	NC	NC
Chloromethane	µg/L	0.14	0.14	0.14	0.14	0.14	NC	NC	NC	NC	NC
cis-1,2-Dichloroethene	µg/L	0.085	0.085	0.085	0.085	0.085	NC	NC	NC	0.085	**0.17**
Dichlorodifluoromethane	µg/L	0.099	0.099	0.099	0.099	0.099	0.420	1.18	1.10	0.099	3.0
Methylene Chloride	µg/L	0.48	0.48	0.48	0.48	0.48	NC	NC	NC	0.15	**0.29**
Methyl ethyl ketone	µg/L	250	340[6]	370	360	460	2.50	54.2	135	2.50	460
Tetrachloroethene	µg/L	0.13	0.13	0.13	0.13	0.13	1.35	2.17	2.24	0.13	6.1
Tetrahydrofuran	µg/L	1800	2300	2300	1600	2000	5.20	489	905	5.2	2300
Toluene	µg/L	0.093	0.093	0.093	**0.10**	0.093	NC	NC	NC	0.093	**0.10**
Trichloroethene	µg/L	0.085	0.085	0.085	0.085	0.085	NC	NC	NC	0.085	**0.42**
Trichlorofluoromethane	µg/L	0.13	0.13	0.13	0.13	0.13	0.340	0.526	0.425	0.13	1.3
TIC: Dichlorofluoromethane	µg/L	NR	NR	NR	NR	NR	0.440	0.440	0.0	0.44	0.44
TIC: 2-Heptanone	µg/L	NR	NR	NR	NR	1.6	0.500	0.775	0.550	0.50	1.6
TIC: Hexanal	µg/L	NR	NR	NR	NR	NR	0.630	0.597	0.148	0.42	0.74
TIC: 2-Nonanone	µg/L	NR	NR	NR	NR	2.9	NC	NC	NC	2.9	2.9
TIC: 2-Octanone	µg/L	NR	NR	NR	NR	1.9	0.670	0.978	0.615	0.67	1.9
TIC: 2-Butanol	µg/L	NR	NR	NR	NR	3.9	1.20	1.88	1.35	1.2	3.9
SEMI-VOLATILE ORGANIC COMPOUNDS (EPA 8270):											
Benzoic acid	µg/L	NA	12.0	NA	NA	NA	12.0	12.0	0.0	12.0	12.0

TABLE 80
HISTORICAL SUMMARY DATA - MONITORING WELL N-19R B
RIALTO GWTS PERCHLORATE AND VOC REMEDIATION

ANALYTE	UNITS	Mar 2011	May 2011	Aug 2011	Nov 2011	Jan 2012	Aug 2012	Feb 2013	Aug 2013	Feb 2014
GENERAL CHEMISTRY										
Chloride	mg/L	NA	NA	NA	NA	NA	NA	NA	NA	NA
Hardness, Dissolved	mg/L	NA	NA	NA	NA	NA	NA	NA	NA	NA
MBAS	mg/L	NA	NA	NA	NA	NA	NA	NA	NA	NA
Nitrate as N	mg/L	NA	NA	NA	NA	NA	NA	NA	NA	NA
Perchlorate	µg/L	**0.70**	0.61	0.61	0.27	0.20	0.81	0.81	0.81	0.45
Sulfate	mg/L	NA	NA	NA	NA	NA	NA	NA	NA	NA
Total Alkainity as CaCO3	mg/L	NA	NA	NA	NA	NA	NA	NA	NA	NA
Total Dissolved Solids	mg/L	NA	NA	NA	NA	NA	NA	NA	NA	NA
FIELD PARAMETERS										
Dissolved Oxygen	mg/L	6.09	10.30	5.47	8.15	12.23	8.16	8.28	6.83	6.13
pH	Units	7.01	7.08	7.50	7.45	7.24	6.96	7.38	7.65	7.96
Specific Conductance	µmhos/cm	395	384	358	360	379	392	329	352	368
Temperature	°C	15.98	21.24	24.98	21.09	20.76	21.95	20.48	22.98	20.98
Turbidity	NTU	OR	167	9.3	255	475	445	OR	133	164
METALS:										
Antimony	mg/L	NA	NA	NA	NA	NA	NA	NA	NA	NA
Arsenic	mg/L	NA	NA	NA	NA	NA	NA	NA	NA	NA
Barium	mg/L	NA	NA	NA	NA	NA	NA	NA	NA	NA
Beryllium	mg/L	NA	NA	NA	NA	NA	NA	NA	NA	NA
Boron	mg/L	NA	NA	NA	NA	NA	NA	NA	NA	NA
Cadmium	mg/L	NA	NA	NA	NA	NA	NA	NA	NA	NA
Calcium	mg/L	NA	NA	NA	NA	NA	NA	NA	NA	NA
Chromium VI	mg/L	NA	NA	NA	NA	NA	NA	NA	NA	NA
Chromium	mg/L	NA	NA	NA	NA	NA	NA	NA	NA	NA
Cobalt	mg/L	NA	NA	NA	NA	NA	NA	NA	NA	NA
Copper	mg/L	NA	NA	NA	NA	NA	NA	NA	NA	NA
Iron	mg/L	NA	NA	NA	NA	NA	NA	NA	NA	NA
Lead	mg/L	NA	NA	NA	NA	NA	NA	NA	NA	NA
Magnesium	mg/L	NA	NA	NA	NA	NA	NA	NA	NA	NA
Manganese	mg/L	NA	NA	NA	NA	NA	NA	NA	NA	NA
Mercury	mg/L	NA	NA	NA	NA	NA	NA	NA	NA	NA
Molybdenum	mg/L	NA	NA	NA	NA	NA	NA	NA	NA	NA
Nickel	mg/L	NA	NA	NA	NA	NA	NA	NA	NA	NA
Potassium	mg/L	NA	NA	NA	NA	NA	NA	NA	NA	NA
Selenium	mg/L	NA	NA	NA	NA	NA	NA	NA	NA	NA
Silver	mg/L	NA	NA	NA	NA	NA	NA	NA	NA	NA
Sodium	mg/L	NA	NA	NA	NA	NA	NA	NA	NA	NA
Thallium	mg/L	NA	NA	NA	NA	NA	NA	NA	NA	NA
Tin	mg/L	NA	NA	NA	NA	NA	NA	NA	NA	NA
Vanadium	mg/L	NA	NA	NA	NA	NA	NA	NA	NA	NA
Zinc	mg/L	NA	NA	NA	NA	NA	NA	NA	NA	NA
VOLATILE ORGANIC COMPOUNDS										
1,1-Dichloroethane	µg/L	0.11	0.11	0.11	0.11	0.11	0.11	0.11	0.11	0.11
1,1-Dichloroethene	µg/L	0.18	0.18	0.18	0.18	0.18	0.18	0.18	0.18	0.18
1,2-Dichloropropane	µg/L	0.13	0.13	0.13	0.13	0.13	0.13	0.13	0.13	0.13
Chloroform	µg/L	0.12	0.12	0.12	0.12	0.12	0.12	0.12	0.12	0.12
Dichlorodifluoromethane	µg/L	0.099	0.099	0.099	0.099	0.099	0.099	0.099	**0.13**	**0.11**
Methyl t-butyl ether	µg/L	0.11	0.11	0.11	0.11	0.11	0.11	**0.13**	**0.18**	**0.17**
Tetrachloroethene	µg/L	**0.18**	0.13	0.13	0.13	0.13	0.13	**0.14**	**0.46**	0.90
Trichloroethene	µg/L	0.085	0.085	0.085	0.085	0.085	0.085	0.085	0.085	**0.46**
Trichlorofluoromethane	µg/L	0.13	0.13	0.13	0.13	0.13	0.13	0.13	0.13	0.13
TIC: Chloramben	µg/L	NR	NR	NR	NR	10	NR	NR	NR	NR
SEMI-VOLATILE ORGANIC COMPOUNDS (EPA 8270): ND										
ORGANOCHLORINE PESTICIDES AND PCB'S (EPA 8080): ND										
CHLORINATED HERBICIDES (EPA 8151A): ND										
NDMA (EPA 8270): ND										

TABLE 80 (CONT'D)
HISTORICAL SUMMARY DATA - MONITORING WELL N-19R B
RIALTO GWTS PERCHLORATE AND VOC REMEDIATION

ANALYTE	UNITS	Aug 2014	Feb 2015	May 2015	Jul 2015	MED.	AVG.	STD. DEV.	MIN.	MAX.
GENERAL CHEMISTRY										
Chloride	mg/L	NA	7.3	NS	NA	7.30	7.30	0.0	7.3	7.3
Hardness, Dissolved	mg/L	NA	190	NS	NA	190	190	0.0	190	190
MBAS	mg/L	NA	0.015	NS	NA	NC	NC	NC	NC	NC
Nitrate as N	mg/L	NA	4.5	NS	NA	4.50	4.50	0.0	4.5	4.5
Perchlorate	µg/L	**3.7**	**3.5**	NS	9.4	0.755	2.25	3.23	0.20	9.4
Sulfate	mg/L	NA	20	NS	NA	20.0	20.0	0.0	20	20
Total Alkainity as CaCO3	mg/L	NA	180	NS	NA	180	180	0.0	180	180
Total Dissolved Solids	mg/L	NA	280	NS	NA	280	280	0.0	280	280
FIELD PARAMETERS										
Dissolved Oxygen	mg/L	5.04	7.77	NS	6.72	7.77	7.89	2.37	5.04	12.23
pH	Units	7.25	7.54	NS	7.82	7.38	7.40	0.338	6.96	7.96
Specific Conductance	µmhos/cm	389	1280	NS	401	384	550	375	329	1280
Temperature	°C	21.29	21.48	NS	21.75	21.3	21.1	2.51	15.98	24.98
Turbidity	NTU	67.8	38.3	NS	53.7	133	179	178	9.3	475
METALS:										
Antimony	mg/L	NA	0.0049	NS	NA	NC	NC	NC	NC	NC
Arsenic	mg/L	NA	0.0092	NS	NA	NC	NC	NC	NC	NC
Barium	mg/L	NA	0.021	NS	NA	0.0210	0.0210	0.0	0.021	0.021
Beryllium	mg/L	NA	0.005	NS	NA	NC	NC	NC	NC	NC
Boron	mg/L	NA	NA	NS	NA	NC	NC	NC	NC	NC
Cadmium	mg/L	NA	0.0011	NS	NA	NC	NC	NC	NC	NC
Calcium	mg/L	NA	61	NS	NA	61.0	61.0	0.0	61	61
Chromium VI	mg/L	NA	NA	NS	NA	NC	NC	NC	NC	NC
Chromium	mg/L	NA	0.0010	NS	NA	NC	NC	NC	NC	NC
Cobalt	mg/L	NA	0.0011	NS	NA	NC	NC	NC	NC	NC
Copper	mg/L	NA	0.0010	NS	NA	NC	NC	NC	NC	NC
Iron	mg/L	NA	NA	NS	NA	NC	NC	NC	NC	NC
Lead	mg/L	NA	0.0035	NS	NA	NC	NC	NC	NC	NC
Magnesium	mg/L	NA	9.0	NS	NA	9.00	9.00	0.0	9.0	9.0
Manganese	mg/L	NA	NA	NS	NA	NC	NC	NC	NC	NC
Mercury	mg/L	NA	**0.000042**	NS	NA	NC	NC	NC	**0.000042**	**0.000042**
Molybdenum	mg/L	NA	**0.0017**	NS	NA	NC	NC	NC	**0.0017**	**0.0017**
Nickel	mg/L	NA	0.0024	NS	NA	NC	NC	NC	NC	NC
Potassium	mg/L	NA	2.8	NS	NA	2.80	2.80	0	2.8	2.8
Selenium	mg/L	NA	0.015	NS	NA	NC	NC	NC	NC	NC
Silver	mg/L	NA	0.0012	NS	NA	NC	NC	NC	NC	NC
Sodium	mg/L	NA	11	NS	NA	11.0	11.0	0.0	11	11
Thallium	mg/L	NA	0.010	NS	NA	NC	NC	NC	NC	NC
Tin	mg/L	NA	NA	NS	NA	NC	NC	NC	NC	NC
Vanadium	mg/L	NA	**0.0022**	NS	NA	NC	NC	NC	**0.0022**	**0.0022**
Zinc	mg/L	NA	0.0050	NS	NA	NC	NC	NC	NC	NC
VOLATILE ORGANIC COMPOUNDS										
1,1-Dichloroethane	µg/L	0.11	0.11	0.11	**0.23**	0.110	0.125	0.0410	0.11	**0.23**
1,1-Dichloroethene	µg/L	0.18	**0.21**	NS	0.62	0.180	0.245	0.159	0.18	0.62
1,2-Dichloropropane	µg/L	0.13	**0.32**	NS	0.60	0.130	0.211	0.172	0.13	0.60
Chloroform	µg/L	0.12	**0.27**	NS	**0.34**[5]	NC	NC	NC	0.12	**0.27**
Dichlorodifluoromethane	µg/L	0.099	**0.25**	NS	**0.23**	NC	NC	NC	0.099	**0.25**
Methyl t-butyl ether	µg/L	0.11	0.11	NS	**0.12**	NC	NC	NC	0.11	**0.18**
Tetrachloroethene	µg/L	1.3	1.3	NS	2.0	0.160	0.647	0.717	0.13	2.0
Trichloroethene	µg/L	4.5	13	NS	10	0.0850	2.98	5.07	0.085	13
Trichlorofluoromethane	µg/L	0.13	0.13	NS	**0.14**	NC	NC	NC	0.13	**0.14**
TIC: Chloramben	µg/L	NR	NR	NS	NR	10.0	10.0	0.0	10	10
SEMI-VOLATILE ORGANIC COMPOUNDS (EPA 8270): ND										
ORGANOCHLORINE PESTICIDES AND PCB'S (EPA 8080): ND										
CHLORINATED HERBICIDES (EPA 8151A): ND										
NDMA (EPA 8270): ND										

TABLE 81
HISTORICAL SUMMARY DATA - MONITORING WELL N-19R C1
RIALTO GWTS PERCHLORATE AND VOC REMEDIATION

ANALYTE	UNITS	Mar 2011	May 2011	Aug 2011	Nov 2011	Retest A 12/16/11	Retest B 12/16/11	Jan 1/31/12	Aug 2012	Feb 2013
GENERAL CHEMISTRY										
Chloride	mg/L	NA	NA	NA	NA	NA	NA	NA	NA	NA
Dissolved Hardness as CaCO3	mg/L									
Perchlorate	µg/L	0.61	0.61	0.61	4.1	0.27	0.27	0.20	0.81	0.81[e]
Nitrate as N	mg/L	NA	NA	NA	NA	NA	NA	NA	NA	NA
Sulfate	mg/L	NA	NA	NA	NA	NA	NA	NA	NA	NA
Total Alkainity as CaCO3	mg/L	NA	NA	NA	NA	NA	NA	NA	NA	NA
Total Dissolved Solids	mg/L	NA	NA	NA	NA	NA	NA	NA	NA	NA
FIELD PARAMETERS										
Dissolved Oxygen	mg/L	4.12	7.97	3.85	3.99	NA	NA	7.43	7.68	0.87
pH	Units	7.83	8.43	7.27	7.35	NA	NA	8.16	8.18	8.33
Specific Conductance	µmhos/cm	547	534	578	589	NA	NA	441	433	1050
Temperature	°C	16.04	19.15	21.61	21.29	NA	NA	19.55	23.53	19.92
Turbidity	NTU	OR	>800	>800	>800	NA	NA	>800	>800	>800
METALS: NA										
Antimony	µg/L	NA	NA	NA	NA	NA	NA	NA	NA	NA
Arsenic	µg/L	NA	NA	NA	NA	NA	NA	NA	NA	NA
Barium	µg/L	NA	NA	NA	NA	NA	NA	NA	NA	NA
Beryllium	µg/L	NA	NA	NA	NA	NA	NA	NA	NA	NA
Cadmium	µg/L	NA	NA	NA	NA	NA	NA	NA	NA	NA
Calcium	mg/L	NA	NA	NA	NA	NA	NA	NA	NA	NA
Chromium	µg/L	NA	NA	NA	NA	NA	NA	NA	NA	NA
Cobalt	µg/L	NA	NA	NA	NA	NA	NA	NA	NA	NA
Copper	µg/L	NA	NA	NA	NA	NA	NA	NA	NA	NA
Lead	µg/L	NA	NA	NA	NA	NA	NA	NA	NA	NA
Magnesium	mg/L	NA	NA	NA	NA	NA	NA	NA	NA	NA
Mercury	µg/L	NA	NA	NA	NA	NA	NA	NA	NA	NA
Molybdenum	µg/L	NA	NA	NA	NA	NA	NA	NA	NA	NA
Nickel	µg/L	NA	NA	NA	NA	NA	NA	NA	NA	NA
Potassium	mg/L	NA	NA	NA	NA	NA	NA	NA	NA	NA
Selenium	µg/L	NA	NA	NA	NA	NA	NA	NA	NA	NA
Silver	µg/L	NA	NA	NA	NA	NA	NA	NA	NA	NA
Sodium	mg/L	NA	NA	NA	NA	NA	NA	NA	NA	NA
Thallium	µg/L	NA	NA	NA	NA	NA	NA	NA	NA	NA
Vanadium	µg/L	NA	NA	NA	NA	NA	NA	NA	NA	NA
Zinc	µg/L	NA	NA	NA	NA	NA	NA	NA	NA	NA
VOLATILE ORGANIC COMPOUNDS										
Acetone	µg/L	4.6	4.6	4.6	**7.2**	NA	NA	4.6	4.6	NA
Trichloroethene	µg/L	**0.27**	**0.17**	0.085	**0.11**	NA	NA	**0.15**	**0.25**	NA
Tetrahydrofuran	µg/L	5.2	5.2	5.2	5.2	5.2	5.2	160	5.2	NA
TIC: Ethyloxirane	µg/L	NR	NR	5.9	NR	NR	NR	NR	NR	NR
SEMI-VOLATILE ORGANIC COMPOUNDS (EPA 8270): NA										
bis(2-Ethylhexyl) phthalate	µg/L	NA	NA	NA	NA	NA	NA	NA	NA	NA
N-Nitrosodimethylamine (NDMA)	µg/L	NA	NA	NA	NA	NA	NA	NA	NA	NA
ORGANOCHLORINE PESTICIDES AND PCB'S (EPA 8080): NA										
CHLORINATED HERBICIDES (EPA 8151): NA										

TABLE 81
HISTORICAL SUMMARY DATA - MONITORING WELL N-19R C1
RIALTO GWTS PERCHLORATE AND VOC REMEDIATION

ANALYTE	UNITS	Mar 2013	Aug 2013	Feb 2014	Aug 2014	Feb 2015	Jul 2015	MED.	AVG.	STD. DEV.	MIN.	MAX.
GENERAL CHEMISTRY												
Chloride	mg/L	NA	NA	NA	NA	6.8	NA	6.80	6.80	0.0	6.8	6.8
Dissolved Hardness as CaCO3	mg/L	NA	NA	NA	NA	70	NA	70.0	70.0	0.0	70	70
Perchlorate	µg/L	0.81	0.81	0.45	**3.5**	1.3	1.3	NC	NC	NC	0.27	4.1
Nitrate as N	mg/L	NA	NA	NA	NA	3.1	NA	3.10	3.10	0.0	3.1	3.1
Sulfate	mg/L	NA	NA	NA	NA	55	NA	55.0	55.0	0.0	55	55
Total Alkainity as CaCO3	mg/L	NA	NA	NA	NA	240	NA	240	240	0.0	240	240
Total Dissolved Solids	mg/L	NA	NA	NA	NA	440	NA	440	440	0.0	440	440
FIELD PARAMETERS												
Dissolved Oxygen	mg/L	0.96	0.77	2.51	5.95	3.23	4.38	3.99	4.22	2.92	0.77	7.97
pH	Units	7.63	7.85	7.31	7.79	7.84	8.46	7.83	7.83	0.445	7.27	8.43
Specific Conductance	µmhos/cm	776	557	572	565	569	497	565	690	399	433	1900
Temperature	°C	19.00	22.86	18.86	22.60	20.61	23.21	19.9	20.3	2.54	16.04	23.53
Turbidity	NTU	>800	>800	>800	0.0	495	OR	0.0	330	572	0.0	990.0
METALS:												
Antimony	µg/L	NA	NA	NA	NA	4.9	NA	NC	NC	NC	NC	NC
Arsenic	µg/L	NA	NA	NA	NA	9.2	NA	NC	NC	NC	NC	NC
Barium	µg/L	NA	NA	NA	NA	18	NA	18.0	18.0	0.0	18	18
Beryllium	µg/L	NA	NA	NA	NA	0.50	NA	NC	NC	NC	NC	NC
Cadmium	µg/L	NA	NA	NA	NA	1.1	NA	NC	NC	NC	NC	NC
Calcium	mg/L	NA	NA	NA	NA	22	NA	22.0	22.0	0.0	22	22
Chromium	µg/L	NA	NA	NA	NA	1.0	NA	NC	NC	NC	NC	NC
Cobalt	µg/L	NA	NA	NA	NA	1.1	NA	NC	NC	NC	NC	NC
Copper	µg/L	NA	NA	NA	NA	**1.5**	NA	NC	**NC**	**NC**	**1.5**	**1.5**
Lead	µg/L	NA	NA	NA	NA	3.5	NA	NC	NC	NC	NC	NC
Magnesium	mg/L	NA	NA	NA	NA	3.8	NA	3.80	3.80	0.0	3.8	3.8
Mercury	µg/L	NA	NA	NA	NA	**0.045**	NA	NC	**NC**	**NC**	**0.045**	**0.045**
Molybdenum	µg/L	NA	NA	NA	NA	**9.6**	NA	NC	**NC**	**NC**	**9.6**	**9.6**
Nickel	µg/L	NA	NA	NA	NA	**3.1**	NA	NC	**NC**	**NC**	**3.1**	**3.1**
Potassium	mg/L	NA	NA	NA	NA	2.9	NA	2.90	2.90	0.0	2.9	2.9
Selenium	µg/L	NA	NA	NA	NA	15	NA	NC	NC	NC	NC	NC
Silver	µg/L	NA	NA	NA	NA	1.2	NA	NC	NC	NC	NC	NC
Sodium	mg/L	NA	NA	NA	NA	98	NA	98.0	98.0	0.0	98	98
Thallium	µg/L	NA	NA	NA	NA	10	NA	NC	NC	NC	NC	NC
Vanadium	µg/L	NA	NA	NA	NA	**2.6**	NA	NC	**NC**	**NC**	**2.6**	**2.6**
Zinc	µg/L	NA	NA	NA	NA	64	NA	64.0	64.0	0.0	64	64
VOLATILE ORGANIC COMPOUNDS												
Acetone	µg/L	4.6	4.6	4.6	4.6	4.6	4.6	NC	NC	NC	4.6	**7.2**
Trichloroethene	µg/L	0.085	0.085	0.085	0.085	0.085	0.085	NC	NC	**NC**	0.085	**0.27**
Tetrahydrofuran	µg/L	5.2	5.2	5.2	5.2	5.2	5.2	NC	NC	NC	5.2	160
TIC: Ethyloxirane	µg/L	NR	NR	NR	NR	NR	NR	5.90	5.90	0.0	5.9	5.9
SEMI-VOLATILE ORGANIC COMPOUNDS (EPA 8270):												
bis(2-Ethylhexyl) phthalate	µg/L	NA	NA	NA	NA	3.0	NA	NC	NC	NC	NC	NC
N-Nitrosodimethylamine (NDMA)	µg/L	NA	NA	NA	NA	0.0073	NA	NC	NC	NC	NC	NC
ORGANOCHLORINE PESTICIDES AND PCB'S (EPA 8080): ND												
CHLORINATED HERBICIDES (EPA 8151): ND												

TABLE 82
HISTORICAL SUMMARY DATA - MONITORING WELL N-19R C2
RIALTO GWTS PERCHLORATE AND VOC REMEDIATION

ANALYTE	UNITS	Mar 2011	May 2011	Aug 2011	Nov 2011	Jan 2012	Aug 2012	Sep 2012	Feb 2013
GENERAL CHEMISTRY									
Chloride	mg/L	NA	NA	NA	NA	NA	NS	NA	NA
Dissolved Hardness as CaCO3	mg/L	NA	NA	NA	NA	NA	NS	NA	NA
MBAS	mg/L	NA	NA	NA	NA	NA	NS	NA	NA
Nitrate as N	mg/L	NA	NA	NA	NA	NA	NS	NA	NA
Perchlorate	µg/L	0.61	0.61	0.61	0.27	0.20	NS	0.81	310[6]
Sulfate	mg/L	NA	NA	NA	NA	NA	NS	NA	NA
Total Alkainity as CaCO3	mg/L	NA	NA	NA	NA	NA	NS	NA	NA
Total Dissolved Solids	mg/L	NA	NA	NA	NA	NA	NS	NA	NA
FIELD PARAMETERS									
Dissolved Oxygen	mg/L	3.45	4.16	6.01	3.90	10.18	NS	3.64	3.98
pH	Units	6.42	8.28	8.18	8.25	8.32	NS	6.93	8.19
Specific Conductance	µmhos/cm	594	590	612	589	592	NS	434	453
Temperature	°C	15.57	21.67	22.86	21.3	20.60	NS	21.06	20.46
Turbidity	NTU	426	>800	>800	>800	>800	NS	>800	>800
METALS: NA									
Antimony	µg/L	NA	NA	NA	NA	NA	NS	NA	NA
Arsenic	µg/L	NA	NA	NA	NA	NA	NS	NA	NA
Barium	µg/L	NA	NA	NA	NA	NA	NS	NA	NA
Beryllium	µg/L	NA	NA	NA	NA	NA	NS	NA	NA
Boron	µg/L	NA	NA	NA	NA	NA	NS	NA	NA
Cadmium	µg/L	NA	NA	NA	NA	NA	NS	NA	NA
Calcium	mg/L	NA	NA	NA	NA	NA	NS	NA	NA
Chromium VI	µg/L	NA	NA	NA	NA	NA	NS	NA	NA
Chromium	µg/L	NA	NA	NA	NA	NA	NS	NA	NA
Cobalt	µg/L	NA	NA	NA	NA	NA	NS	NA	NA
Copper	µg/L	NA	NA	NA	NA	NA	NS	NA	NA
Iron	µg/L	NA	NA	NA	NA	NA	NS	NA	NA
Lead	µg/L	NA	NA	NA	NA	NA	NS	NA	NA
Magnesium	mg/L	NA	NA	NA	NA	NA	NS	NA	NA
Manganese	µg/L	NA	NA	NA	NA	NA	NS	NA	NA
Mercury	µg/L	NA	NA	NA	NA	NA	NS	NA	NA
Molybdenum	µg/L	NA	NA	NA	NA	NA	NS	NA	NA
Nickel	µg/L	NA	NA	NA	NA	NA	NS	NA	NA
Potassium	mg/L	NA	NA	NA	NA	NA	NS	NA	NA
Selenium	µg/L	NA	NA	NA	NA	NA	NS	NA	NA
Silver	µg/L	NA	NA	NA	NA	NA	NS	NA	NA
Sodium	mg/L	NA	NA	NA	NA	NA	NS	NA	NA
Thallium	µg/L	NA	NA	NA	NA	NA	NS	NA	NA
Tin	µg/L	NA	NA	NA	NA	NA	NS	NA	NA
Vanadium	µg/L	NA	NA	NA	NA	NA	NS	NA	NA
Zinc	µg/L	NA	NA	NA	NA	NA	NS	NA	NA
VOLATILE ORGANIC COMPOUNDS									
1,1-Dichloroethane	µg/L	0.11	0.11	0.11	0.11	0.11	0.11	0.11	0.11
1,2-Dichloropropane	µg/L	0.13	0.13	0.13	0.13	0.13	0.13	0.13	0.13
Chloroform	µg/L	**0.13**	**0.12**	0.12	0.12	0.12	NS	0.12	0.12
Chloromethane	µg/L	**0.23**	0.14	0.14	0.14	0.14	NS	0.14	0.14
Methyl t-butyl ether	µg/L	ND	ND	ND	ND	ND	NS	ND	ND
Tetrachloroethene	µg/L	ND	ND	ND	ND	ND	NS	ND	ND
Toluene	µg/L	0.093	0.093	0.093	0.093	0.093	NS	0.093	**0.24**
Trichloroethene	µg/L	**0.48**	**0.29**	0.085	**0.16**	**0.19**	NS	**0.16**	0.085
TIC: 6-Methyl-3-pyridinol	µg/L	NR	NR	NR	1.7	NR	NS	NR	NR
SEMI-VOLATILE ORGANIC COMPOUNDS (EPA 8270): NA									
ORGANOCHLORINE PESTICIDES AND PCB'S (EPA 8080): ND									
CHLORINATED HERBICIDES (EPA 8151A): ND									
NDMA (EPA 8270): ND									

TABLE 82 (CONT'D)
HISTORICAL SUMMARY DATA - MONITORING WELL N-19R C2
RIALTO GWTS PERCHLORATE AND VOC REMEDIATION

ANALYTE	UNITS	Apr 16 2013 (i)	Apr 16 2013 (ii)	Apr 16[g] 2013 (A)	Apr 16[g] 2013 (B)	Apr 16[g] 2013 (C)	Aug 2013	Feb 2014	Aug 2014	Feb 2015
GENERAL CHEMISTRY										
Chloride	mg/L	NA	NA	NA	NA	NA	NA	NA	NA	6.1
Dissolved Hardness as CaCO3	mg/L	NA	NA	NA	NA	NA	NA	NA	NA	150
MBAS	mg/L	NA	NA	NA	NA	NA	NA	NA	NA	0.015
Nitrate as N	mg/L	NA	NA	NA	NA	NA	NA	NA	NA	3.6
Perchlorate	µg/L	0.81	0.81	1.4	1.5	0.79	0.81	**1.4**	**1.1**	1.3
Sulfate	mg/L	NA	NA	NA	NA	NA	NA	NA	NA	21
Total Alkainity as CaCO3	mg/L	NA	NA	NA	NA	NA	NA	NA	NA	180
Total Dissolved Solids	mg/L	NA	NA	NA	NA	NA	NA	NA	NA	290
FIELD PARAMETERS										
Dissolved Oxygen	mg/L	0.51	NA	NA	NA	NA	3.75	7.91	7.19	7.35
pH	Units	7.77	NA	NA	NA	NA	8.24	8.61	7.97	8.15
Specific Conductance	µmhos/cm	447	NA	NA	NA	NA	319	319	352	1140
Temperature	°C	15.67	NA	NA	NA	NA	21.21	20.23	23.38	19.65
Turbidity	NTU	13.7	NA	NA	NA	NA	107	3.0	56.0	68.2
METALS: NA										
Antimony	µg/L	NA	NA	NA	NA	NA	NA	NA	NA	0.0049
Arsenic	µg/L	NA	NA	NA	NA	NA	NA	NA	NA	0.0092
Barium	µg/L	NA	NA	NA	NA	NA	NA	NA	NA	0.025
Beryllium	µg/L	NA	NA	NA	NA	NA	NA	NA	NA	0.005
Boron	µg/L	NA	NA	NA	NA	NA	NA	NA	NA	NA
Cadmium	µg/L	NA	NA	NA	NA	NA	NA	NA	NA	0.0011
Calcium	mg/L	NA	NA	NA	NA	NA	NA	NA	NA	47
Chromium VI	µg/L	NA	NA	NA	NA	NA	NA	NA	NA	NA
Chromium	µg/L	NA	NA	NA	NA	NA	NA	NA	NA	0.0010
Cobalt	µg/L	NA	NA	NA	NA	NA	NA	NA	NA	0.0011
Copper	µg/L	NA	NA	NA	NA	NA	NA	NA	NA	0.0010
Iron	µg/L	NA	NA	NA	NA	NA	NA	NA	NA	NA
Lead	µg/L	NA	NA	NA	NA	NA	NA	NA	NA	0.0035
Magnesium	mg/L	NA	NA	NA	NA	NA	NA	NA	NA	7.8
Manganese	µg/L	NA	NA	NA	NA	NA	NA	NA	NA	NA
Mercury	µg/L	NA	NA	NA	NA	NA	NA	NA	NA	**0.000045**
Molybdenum	µg/L	NA	NA	NA	NA	NA	NA	NA	NA	**0.0018**
Nickel	µg/L	NA	NA	NA	NA	NA	NA	NA	NA	0.0024
Potassium	mg/L	NA	NA	NA	NA	NA	NA	NA	NA	4.3
Selenium	µg/L	NA	NA	NA	NA	NA	NA	NA	NA	0.015
Silver	µg/L	NA	NA	NA	NA	NA	NA	NA	NA	0.0012
Sodium	mg/L	NA	NA	NA	NA	NA	NA	NA	NA	20
Thallium	µg/L	NA	NA	NA	NA	NA	NA	NA	NA	0.010
Tin	µg/L	NA	NA	NA	NA	NA	NA	NA	NA	NA
Vanadium	µg/L	NA	NA	NA	NA	NA	NA	NA	NA	0.0022
Zinc	µg/L	NA	NA	NA	NA	NA	NA	NA	NA	0.0050
VOLATILE ORGANIC COMPOUNDS										
1,1-Dichloroethane	µg/L	0.11	0.11	0.11	0.11	0.11	0.11	0.11	0.11	0.11
1,2-Dichloropropane	µg/L	0.13	0.13	0.13	0.13	0.13	0.13	0.13	0.13	0.13
Chloroform	µg/L	0.12	0.12	0.46	0.46	0.46	0.46	0.46	0.12	0.12
Chloromethane	µg/L	0.14	0.14	0.36	0.36	0.36	0.36	0.36	0.14	0.14
Methyl t-butyl ether	µg/L	ND	ND	0.12	0.12	0.12	0.12	**0.12**	0.11	0.11
Tetrachloroethene	µg/L	ND	ND	0.12	0.12	0.12	0.12	**0.18**	**0.24**	**0.32**
Toluene	µg/L	0.093	0.093	0.22	0.22	0.22	0.22	0.22	0.093	0.55
Trichloroethene	µg/L	0.085	0.085	0.25	0.25	0.25	0.25	**0.089**	0.085	0.085
TIC: 6-Methyl-3-pyridinol	µg/L	NR	NR	NR	NR	NR	NR	NR	NR	NR
SEMI-VOLATILE ORGANIC COMPOUNDS (EPA 8270): NA										
ORGANOCHLORINE PESTICIDES AND PCB'S (EPA 8080): ND										
CHLORINATED HERBICIDES (EPA 8151A): ND										
NDMA (EPA 8270): ND										

TABLE 82 (CONT'D)
HISTORICAL SUMMARY DATA - MONITORING WELL N-19R C2
RIALTO GWTS PERCHLORATE AND VOC REMEDIATION

ANALYTE	UNITS	Jul 2015	MED.	AVG.	STD. DEV.	MIN.	MAX.
GENERAL CHEMISTRY							
Chloride	mg/L	NA	6.10	6.10	0.00	6.1	6.1
Dissolved Hardness as CaCO3	mg/L	NA	150	150	0.0	150	150
MBAS	mg/L	NA	NC	NC	NC	NC	NC
Nitrate as N	mg/L	NA	3.60	3.60	0.0	3.6	3.6
Perchlorate	µg/L	6.2	0.810	1.42	1.78	0.20	6.2
Sulfate	mg/L	NA	21.0	21.0	0.0	21	21
Total Alkainity as CaCO3	mg/L	NA	180	180	0.0	180	180
Total Dissolved Solids	mg/L	NA	290	290	0.0	290	290
FIELD PARAMETERS							
Dissolved Oxygen	mg/L	6.44	5.09	5.40	2.91	0.51	10.18
pH	Units	8.40	8.19	7.92	0.702	6.42	8.61
Specific Conductance	µmhos/cm	365	521	585	289	319	1140
Temperature	°C	24.13	20.8	20.5	2.78	15.57	24.13
Turbidity	NTU	38.4	58.1	120	164	3.0	426
METALS:							
Antimony	mg/L	NA	NC	NC	NC	NC	NC
Arsenic	mg/L	NA	NC	NC	NC	NC	NC
Barium	mg/L	NA	0.0250	0.0250	0.0000	0.025	0.025
Beryllium	mg/L	NA	NC	NC	NC	NC	NC
Boron	mg/L	NA	NC	NC	NC	NC	NC
Cadmium	mg/L	NA	NC	NC	NC	NC	NC
Calcium	mg/L	NA	47.0	47.0	0.0	47	47
Chromium VI	mg/L	NA	NC	NC	NC	NC	NC
Chromium	mg/L	NA	NC	NC	NC	NC	NC
Cobalt	mg/L	NA	NC	NC	NC	NC	NC
Copper	mg/L	NA	NC	NC	NC	NC	NC
Iron	mg/L	NA	NC	NC	NC	NC	NC
Lead	mg/L	NA	NC	NC	NC	NC	NC
Magnesium	mg/L	NA	7.80	7.80	0.0	7.8	7.8
Manganese	mg/L	NA	NC	NC	NC	NC	NC
Mercury	mg/L	NA	NC	NC	NC	**0.000045**	**0.000045**
Molybdenum	mg/L	NA	NC	NC	NC	**0.0018**	**0.0018**
Nickel	mg/L	NA	NC	NC	NC	NC	NC
Potassium	mg/L	NA	4.30	4.30	0.0	4.3	4.3
Selenium	mg/L	NA	NC	NC	NC	NC	NC
Silver	mg/L	NA	NC	NC	NC	NC	NC
Sodium	mg/L	NA	20.0	20.0	0.0	20	20
Thallium	mg/L	NA	NC	NC	NC	NC	NC
Tin	mg/L	NA	NC	NC	NC	NC	NC
Vanadium	mg/L	NA	NC	NC	NC	NC	NC
Zinc	mg/L	NA	NC	NC	NC	NC	NC
VOLATILE ORGANIC COMPOUNDS							
1,1-Dichloroethane	µg/L	**0.15**	0.110	0.116	0.0145	0.11	**0.15**
1,2-Dichloropropane	µg/L	0.82	0.130	0.229	0.251	0.13	0.82
Chloroform	µg/L	0.17[5]	NC	NC	NC	0.12	**0.13**
Chloromethane	µg/L	0.14	NC	NC	NC	0.14	**0.23**
Methyl t-butyl ether	µg/L	0.11	NC	NC	NC	0.11	**0.12**
Tetrachloroethene	µg/L	**0.47**	NC	NC	NC	0.12	**0.47**
Toluene	µg/L	0.093	0.0930	0.182	0.143	0.093	0.55
Trichloroethene	µg/L	2.4	0.160	0.409	0.709	0.085	2.4
TIC: 6-Methyl-3-pyridinol	µg/L	NR	1.70	1.70	0.0	1.7	1.7
SEMI-VOLATILE ORGANIC COMPOUNDS (EPA 8270): ND							
ORGANOCHLORINE PESTICIDES AND PCB'S (EPA 8080): ND							
CHLORINATED HERBICIDES (EPA 8151A): ND							
NDMA (EPA 8270): ND							

TABLE 83
HISTORICAL SUMMARY DATA - MONITORING WELL N-20 ZONE 1
RIALTO GWTS PERCHLORATE AND VOC REMEDIATION

ANALYTE	UNITS	Feb 2013	Aug 2013	Feb 2014	Aug 2014	Feb 2015	May 2015
GENERAL CHEMISTRY							
Perchlorate	µg/L	0.81	0.81	0.45	0.45	1.3	NS
FIELD PARAMETERS							
Oxygen (Dissolved)	mg/L	10.69	5.91	6.96	5.56	5.38	NS
pH	Units	7.42	7.54	7.53	7.67	7.25	NS
Specific Conductance	µmhos/cm	445	457	459	465	971	NS
Temperature	°C	17.69	21.99	18.10	25.27	19.39	NS
Turbidity	NTU	<5	0.3	0.4	0.3	0.0	NS
VOLATILE ORGANIC COMPOUNDS (EPA 524.2)							
1,1-Dichloroethane	µg/L	1.0	1.1	1.6	**0.17**[(6)]	1.9	NS
1,2-Dichloropropane	µg/L	0.13	0.13	**0.14**	0.13	0.13	NS
Chloroform	µg/L	0.12	0.12	**0.12**	0.12	0.12	NS
cis-1,2-Dichloroethene	µg/L	0.085	**0.10**	**0.092**	0.085	0.085	NS
Dichlorodifluoromethane	µg/L	1.8	2.1	2.3	1.0	3.4	NS
Tetrachloroethene	µg/L	10	9.6	12	6.2	15	NS
Trichloroethene	µg/L	0.69	0.70	0.95	0.50	0.95	NS
Trichlorofluoromethane	µg/L	1.2	1.1	1.5	0.76	1.9	NS
TIC: Dichlorofluoromethane	µg/L	1.5	0.88	NR	NR	NR	NS

TABLE 83
HISTORICAL SUMMARY DATA - MONITORING WELL N-20 ZONE 1
RIALTO GWTS PERCHLORATE AND VOC REMEDIATION

ANALYTE	UNITS	Jul 2015	MED.	AVG.	STD. DEV.	MIN.	MAX.
GENERAL CHEMISTRY							
Perchlorate	µg/L	1.3	NC	NC	NC	NC	NC
FIELD PARAMETERS							
Oxygen (Dissolved)	mg/L	4.24	5.74	6.85	2.48	4.24	10.69
pH	Units	7.75	7.54	7.51	0.190	7.25	7.75
Specific Conductance	µmhos/cm	399	458	577	244	399	971
Temperature	°C	24.75	20.7	21.3	3.46	17.69	25.27
Turbidity	NTU	0.0	0.300	0.200	0.191	0.0	0.4
VOLATILE ORGANIC COMPOUNDS (EPA 524.2)							
1,1-Dichloroethane	µg/L	1.7	1.60	1.34	0.628	**0.17**	1.9
1,2-Dichloropropane	µg/L	**0.22**	0.130	0.147	0.0361	0.13	**0.22**
Chloroform	µg/L	**0.12**	NC	NC	NC	**0.12**	**0.12**
cis-1,2-Dichloroethene	µg/L	**0.11**	NC	NC	NC	0.085	**0.11**
Dichlorodifluoromethane	µg/L	1.0	1.95	2.00	1.00	1.0	3.4
Tetrachloroethene	µg/L	9.2	9.80	10.4	3.43	6.2	15
Trichloroethene	µg/L	0.77	0.735	0.751	0.190	0.50	0.95
Trichlorofluoromethane	µg/L	0.77	1.15	1.24	0.484	0.76	1.9
TIC: Dichlorofluoromethane	µg/L	1.1	1.10	1.17	0.313	0.88	1.5

TABLE 84
HISTORICAL SUMMARY DATA - MONITORING WELL N-20 ZONE 2
RIALTO GWTS PERCHLORATE AND VOC REMEDIATION

ANALYTE	UNITS	Feb 2013	Aug 2013	Feb 2014	Aug 2014	Feb 2015	May 2015
GENERAL CHEMISTRY							
Perchlorate	µg/L	0.81	DRY	DRY	DRY	DRY	DRY
FIELD PARAMETERS							
Oxygen (Dissolved)	mg/L	10.42	DRY	DRY	DRY	DRY	DRY
pH	Units	7.07	DRY	DRY	DRY	DRY	DRY
Specific Conductance	µmhos/cm	448	DRY	DRY	DRY	DRY	DRY
Temperature	°C	18.02	DRY	DRY	DRY	DRY	DRY
Turbidity	NTU	<5	DRY	DRY	DRY	DRY	DRY
VOLATILE ORGANIC COMPOUNDS (EPA 524.2)							
1,1-Dichloroethane	µg/L	0.80	DRY	DRY	DRY	DRY	DRY
Dichlorodifluoromethane	µg/L	2.8	DRY	DRY	DRY	DRY	DRY
Tetrachloroethene	µg/L	7.6	DRY	DRY	DRY	DRY	DRY
Trichloroethene	µg/L	**0.43**	DRY	DRY	DRY	DRY	DRY
Trichlorofluoromethane	µg/L	1.7	DRY	DRY	DRY	DRY	DRY
TIC: Dichlorofluoromethane	µg/L	1.3	DRY	DRY	DRY	DRY	DRY

TABLE 84
HISTORICAL SUMMARY DATA - MONITORING WELL N-20 ZONE 2
RIALTO GWTS PERCHLORATE AND VOC REMEDIATION

ANALYTE	UNITS	Jul 2015	MED.	AVG.	STD. DEV.	MIN.	MAX.
GENERAL CHEMISTRY							
Perchlorate	µg/L	DRY	NC	NC	NC	NC	NC
FIELD PARAMETERS							
Oxygen (Dissolved)	mg/L	DRY	NC	NC	NC	NC	NC
pH	Units	DRY	NC	NC	NC	NC	NC
Specific Conductance	µmhos/cm	DRY	NC	NC	NC	NC	NC
Temperature	°C	DRY	NC	NC	NC	NC	NC
Turbidity	NTU	DRY	NC	NC	NC	NC	NC
VOLATILE ORGANIC COMPOUNDS (EPA 524.2)							
1,1-Dichloroethane	µg/L	DRY	NC	NC	NC	NC	NC
Dichlorodifluoromethane	µg/L	DRY	NC	NC	NC	NC	NC
Tetrachloroethene	µg/L	DRY	NC	NC	NC	NC	NC
Trichloroethene	µg/L	DRY	NC	NC	NC	NC	NC
Trichlorofluoromethane	µg/L	DRY	NC	NC	NC	NC	NC
TIC: Dichlorofluoromethane	µg/L	DRY	NC	NC	NC	NC	NC

TABLE 85
HISTORICAL SUMMARY DATA - MONITORING WELL N-20 ZONE 3
RIALTO GWTS PERCHLORATE AND VOC REMEDIATION

ANALYTE	UNITS	Feb 2013	Aug 2013	Feb 2014	Aug 2014	Feb 2015	May 2015
GENERAL CHEMISTRY							
Perchlorate	µg/L	0.81	0.81	0.45	0.45	1.3	NS
FIELD PARAMETERS							
Oxygen (Dissolved)	mg/L	10.24	5.57	6.81	7.06	4.87	NS
pH	Units	7.29	7.61	6.65	7.75	6.52	NS
Specific Conductance	µmhos/cm	429	378	431	371	790	NS
Temperature	°C	18.27	20.25	17.81	23.66	19.00	NS
Turbidity	NTU	<5	0.1	0.6	0.9	0.0	NS
VOLATILE ORGANIC COMPOUNDS (EPA 524.2)							
1,1-Dichloroethane	µg/L	0.75[(6)]	0.11	0.11	0.11	0.11	NS
Dichlorodifluoromethane	µg/L	1.1[(6)]	0.099	0.099	0.099	0.099	NS
Tetrachloroethene	µg/L	8.1[(6)]	**0.13**	**0.26**	0.13	**0.44**	NS
Trichloroethene	µg/L	**0.47**	0.085	0.58	0.085	1.7	NS
Trichlorofluoromethane	µg/L	0.96[(6)]	0.13	0.13	0.13	0.13	NS
TIC: Dichlorofluoromethane	µg/L	1.2	NR	NR	NR	NR	NS

TABLE 85
HISTORICAL SUMMARY DATA - MONITORING WELL N-20 ZONE 3
RIALTO GWTS PERCHLORATE AND VOC REMEDIATION

ANALYTE	UNITS	Jul 2015	MED.	AVG.	STD. DEV.	MIN.	MAX.
GENERAL CHEMISTRY							
Perchlorate	µg/L	1.3	NC	NC	NC	NC	NC
FIELD PARAMETERS							
Oxygen (Dissolved)	mg/L	5.20	6.19	6.86	2.24	4.87	10.24
pH	Units	7.82	7.45	7.24	0.583	6.52	7.82
Specific Conductance	µmhos/cm	297	404	482	195	297	790
Temperature	°C	23.02	19.6	20.4	2.62	17.81	23.66
Turbidity	NTU	0.0	0.100	0.357	0.428	0.0	0.9
VOLATILE ORGANIC COMPOUNDS (EPA 524.2)							
1,1-Dichloroethane	µg/L	0.11	0.110	0.110	0.000	NC	NC
Dichlorodifluoromethane	µg/L	0.099	NC	NC	NC	NC	NC
Tetrachloroethene	µg/L	**0.13**	0.130	0.237	0.146	0.13	**0.44**
Trichloroethene	µg/L	0.69	0.525	0.674	0.676	0.085	1.7
Trichlorofluoromethane	µg/L	0.13	NC	NC	NC	NC	NC
TIC: Dichlorofluoromethane	µg/L	NR	1.20	1.20	0.0	1.2	1.2

TABLE 86
HISTORICAL SUMMARY DATA - MONITORING WELL N-20 ZONE 4
RIALTO GWTS PERCHLORATE AND VOC REMEDIATION

ANALYTE	UNITS	Feb 2013	Aug 2013	Feb 2014	Aug 2014	Feb 2015	May 2015
GENERAL CHEMISTRY							
Perchlorate	µg/L	0.81	0.81	0.45	0.45	1.3	NS
FIELD PARAMETERS							
Oxygen (Dissolved)	mg/L	9.78	6.10	6.54	7.20	4.44	NS
pH	Units	7.15	7.55	7.73	7.78	7.46	NS
Specific Conductance	µmhos/cm	427	371	359	362	741	NS
Temperature	°C	18.36	19.89	19.65	23.84	20.72	NS
Turbidity	NTU	<5	0.6	0.1	1.2	0.0	NS
VOLATILE ORGANIC COMPOUNDS (EPA 524.2)							
1,1-Dichloroethane	µg/L	0.80[(6)]	0.11	0.11	0.11	0.11	NS
Dichlorodifluoromethane	µg/L	1.4[(6)]	0.099	0.099	0.099	0.099	NS
Tetrachloroethene	µg/L	9.0[(6)]	0.13	0.13	0.13	0.13	NS
Trichloroethene	µg/L	0.52[(6)]	0.085	0.085	0.085	0.085	NS
Trichlorofluoromethane	µg/L	1.1[(6)]	0.13	0.13	0.13	0.13	NS
TIC: Dichlorofluoromethane	µg/L	1.2	NR	NR	NR	NR	NS

TABLE 86
HISTORICAL SUMMARY DATA - MONITORING WELL N-20 ZONE 4
RIALTO GWTS PERCHLORATE AND VOC REMEDIATION

ANALYTE	UNITS	Feb 2015	MED.	AVG.	STD. DEV.	MIN.	MAX.
GENERAL CHEMISTRY							
Perchlorate	µg/L	1.3	NC	NC	NC	NC	NC
FIELD PARAMETERS							
Oxygen (Dissolved)	mg/L	6.11	6.54	7.13	1.99	4.44	9.78
pH	Units	7.87	7.55	7.51	0.276	7.15	7.78
Specific Conductance	µmhos/cm	293	371	435	138	359	741
Temperature	°C	22.48	19.9	20.7	2.32	18.36	23.84
Turbidity	NTU	0.0	0.350	0.533	0.557	0.0	1.2
VOLATILE ORGANIC COMPOUNDS (EPA 524.2)							
1,1-Dichloroethane	µg/L	0.11	NC	NC	NC	NC	NC
Dichlorodifluoromethane	µg/L	0.099	NC	NC	NC	NC	NC
Tetrachloroethene	µg/L	0.13	NC	NC	NC	NC	NC
Trichloroethene	µg/L	0.085	NC	NC	NC	NC	NC
Trichlorofluoromethane	µg/L	0.13	NC	NC	NC	NC	NC
TIC: Dichlorofluoromethane	µg/L	NR	1.20	1.20	0.0	1.2	1.2

TABLE 87
HISTORICAL SUMMARY DATA - MONITORING WELL N-20 ZONE 5
RIALTO GWTS PERCHLORATE AND VOC REMEDIATION

ANALYTE	UNITS	Feb 2013	Aug 2013	Feb 2013	Aug 2014	Feb 2015	May 2015
GENERAL CHEMISTRY							
Perchlorate	µg/L	0.81	0.81	0.45	0.45	1.3	NS
FIELD PARAMETERS							
Oxygen (Dissolved)	mg/L	10.11	5.94	7.26	8.04	5.93	NS
pH	Units	6.97	7.37	7.72	7.69	7.46	NS
Specific Conductance	µmhos/cm	440	373	357	359	726	NS
Temperature	°C	18.90	19.55	20.25	24.13	20.83	NS
Turbidity	NTU	<5	0.3	0.1	8.4	0.0	NS
VOLATILE ORGANIC COMPOUNDS (EPA 524.2)							
1,1-Dichloroethane	µg/L	0.87[(6)]	0.11	0.11	0.11	0.11	NS
Dichlorodifluoromethane	µg/L	1.6[(6)]	0.099	0.099	0.099	0.099	NS
Tetrachloroethene	µg/L	10[(6)]	0.13	0.13	0.13	0.13	NS
Trichloroethene	µg/L	0.50[(6)]	0.085	0.085	0.085	0.085	NS
Trichlorofluoromethane	µg/L	1.5[(6)]	0.13	0.13	0.13	0.13	NS
TIC: Dichlorofluoromethane	µg/L	1.4	NR	NR	NR	NR	NS

TABLE 87
HISTORICAL SUMMARY DATA - MONITORING WELL N-20 ZONE 5
RIALTO GWTS PERCHLORATE AND VOC REMEDIATION

ANALYTE	UNITS	Jul 2015	MED.	AVG.	STD. DEV.	MIN.	MAX.
GENERAL CHEMISTRY							
Perchlorate	µg/L	1.3	NC	NC	NC	NC	NC
FIELD PARAMETERS							
Oxygen (Dissolved)	mg/L	5.96	7.26	7.62	1.88	5.93	10.11
pH	Units	7.78	7.46	7.41	0.332	6.97	7.72
Specific Conductance	µmhos/cm	289	373	436	133	357	726
Temperature	°C	22.61	20.3	21.0	2.28	18.90	24.13
Turbidity	NTU	0.1	0.200	2.88	4.27	0.0	8.4
VOLATILE ORGANIC COMPOUNDS (EPA 524.2)							
1,1-Dichloroethane	µg/L	0.11	NC	NC	NC	NC	NC
Dichlorodifluoromethane	µg/L	0.099	NC	NC	NC	NC	NC
Tetrachloroethene	µg/L	0.13	NC	NC	NC	NC	NC
Trichloroethene	µg/L	0.085	NC	NC	NC	NC	NC
Trichlorofluoromethane	µg/L	0.13	NC	NC	NC	NC	NC
TIC: Dichlorofluoromethane	µg/L	NR	1.40	1.40	0.000	1.4	1.4

TABLE 88
HISTORICAL SUMMARY DATA - MONITORING WELL N-20 ZONE 6
RIALTO GWTS PERCHLORATE AND VOC REMEDIATION

ANALYTE	UNITS	Feb 2013	Aug 2013	Feb 2014	Aug 2014	Feb 2015	May 2015
GENERAL CHEMISTRY							
Perchlorate	µg/L	0.81	0.81	0.45	**0.54**	1.3	NS
FIELD PARAMETERS							
Oxygen (Dissolved)	mg/L	10.88	6.40	7.01	7.92	5.71	NS
pH	Units	6.86	6.52	7.87	7.75	7.59	NS
Specific Conductance	µmhos/cm	391	409	353	358	708	NS
Temperature	°C	19.63	19.75	21.33	23.60	21.47	NS
Turbidity	NTU	<5	0.9	2.4	5.0	0.0	NS
VOLATILE ORGANIC COMPOUNDS (EPA 524.2)							
1,1-Dichloroethane	µg/L	0.87[(6)]	0.11	0.11	0.11	0.11	NS
Dichlorodifluoromethane	µg/L	1.6[(6)]	0.099	0.099	0.099	0.099	NS
Tetrachloroethene	µg/L	10[(6)]	**0.13**[(6)]	0.13	0.13	0.13	NS
Trichloroethene	µg/L	0.50[(6)]	0.085	0.085	0.085	0.085	NS
Trichlorofluoromethane	µg/L	1.5[(6)]	0.13	0.13	0.13	0.13	NS
TIC: Dichlorofluoromethane	µg/L	1.4	NR	NR	NR	NR	NS

TABLE 88
HISTORICAL SUMMARY DATA - MONITORING WELL N-20 ZONE 6
RIALTO GWTS PERCHLORATE AND VOC REMEDIATION

ANALYTE	UNITS	Jul 2015	MED.	AVG.	STD. DEV.	MIN.	MAX.
GENERAL CHEMISTRY							
Perchlorate	µg/L	1.3	NC	NC	NC	0.45	**0.54**
FIELD PARAMETERS							
Oxygen (Dissolved)	mg/L	6.34	7.01	7.89	2.15	5.71	10.88
pH	Units	7.81	7.59	7.28	0.625	6.52	7.87
Specific Conductance	µmhos/cm	288	391	426	127	353	708
Temperature	°C	21.91	21.3	21.3	1.76	19.63	23.60
Turbidity	NTU	0.7	1.65	2.37	2.18	0.0	5.0
VOLATILE ORGANIC COMPOUNDS (EPA 524.2)							
1,1-Dichloroethane	µg/L	0.11	NC	NC	NC	NC	NC
Dichlorodifluoromethane	µg/L	0.099	NC	NC	NC	NC	NC
Tetrachloroethene	µg/L	0.13	NC	NC	NC	NC	NC
Trichloroethene	µg/L	0.085	NC	NC	NC	NC	NC
Trichlorofluoromethane	µg/L	0.13	NC	NC	NC	NC	NC
TIC: Dichlorofluoromethane	µg/L	NR	1.40	1.40	0.000	1.4	1.4

TABLE 89
HISTORICAL SUMMARY DATA - WELL CR-3
RIALTO GWTS PERCHLORATE AND VOC REMEDIATION

ANALYTE	DATE Lab ID UNITS	6/6/06	6/9/06	6/12/06	6/16/06	6/17/06	6/19/06	6/21/06	6/28/06	7/5/06
GENERAL										
Chloride	mg/L	NA	NA	NA	NA	NA	NA	NA	NA	NA
Nitrate-Nitrogen	mg/L	NA	NA	NA	2.7	NA	NA	NA	NA	NA
Nitrate (NO3)	mg/L	NA	NA	NA	NA	NA	NA	NA	NA	NA
Perchlorate	µg/L	10	NA	NA	8.2	NA	NA	8.2	7.7	6.7
Sulfate	mg/L	NA	NA	NA	11	NA	NA	NA	NA	NA
Total Alkalinity	mg/L	NA	NA	NA	NA	NA	NA	NA	NA	NA
Total Phenolics	µg/L	NA	NA	NA	NA	NA	NA	NA	NA	NA
VOLATILE ORGANIC COMPOUNDS (EPA 524.2)										
1,1,2-Trichloroethane	ug/L	NA	NA	NA	NA	NA	NA	NA	NA	NA
1,2-Dichloropropane	µg/L	ND	ND	ND	ND	ND	ND	ND	ND	ND
Bromochloromethane	µg/L	0.11	0.11	0.11	0.11	0.11	0.11	0.11	0.11	0.11
Bromodichloromethane	µg/L	ND	ND	ND	ND	ND	ND	ND	ND	ND
Bromoform	µg/L	0.22	0.22	0.22	0.22	0.22	0.22	0.22	0.22	0.22
Bromomethane	µg/L	ND	ND	ND	ND	ND	ND	ND	ND	ND
Chloroform	µg/L	ND	ND	ND	ND	ND	ND	ND	ND	ND
Chloromethane	µg/L	0.14	0.14	0.14	0.14	0.14	0.14	0.14	0.14	0.14
Dibromochloromethane	µg/L	0.12	0.12	0.12	0.12	0.12	0.12	0.12	0.12	0.12
Tetrachloroethylene	µg/L	ND	ND	ND	ND	ND	ND	ND	ND	ND
Trichloroethylene	µg/L	0.50	0.50	0.50	0.50	0.50	0.50	0.50	0.50	0.50
Total Trihalomethanes	µg/L	ND	ND	ND	ND	ND	ND	ND	ND	ND
NDMA (EPA 8270C): NA										
N-Nitrosodimethylamine	µg/L	NA	NA	NA	NA	NA	NA	NA	NA	NA
BACTERIOLOGICAL										
Heterotrophic Plate Count	CFU/mL	NA	110	140	180	53	58	NA	NA	NA
E-Coli	-	NA	A	A	A	A	A	NA	NA	NA
Total Coliform	-	NA	A	A	A	A	A	NA	NA	NA

A = Absent
P = Present

TABLE 89
HISTORICAL SUMMARY DATA - WELL CR-3
RIALTO GWTS PERCHLORATE AND VOC REMEDIATION

ANALYTE	DATE / Lab ID / UNITS	7/12/06	7/19/06	7/24/06	8/2/06	8/8/06	8/9/06	8/9/06	9/7/06	9/13/06
GENERAL										
Chloride	mg/L	NA	NA	NA	NA	NA	NA	NA	NA	NA
Nitrate-Nitrogen	mg/L	NA	NA	NA	NA	NA	NA	NA	NA	NA
Nitrate (NO3)	mg/L	NA	NA	NA	NA	NA	NA	NA	NA	NA
Perchlorate	µg/L	6.4	6.8	6.9	6.3	NA	NA	6.8	9.3	11
Sulfate	mg/L	NA	NA	NA	NA	NA	NA	NA	NA	NA
Total Alkalinity	mg/L	NA	NA	NA	NA	NA	NA	NA	NA	NA
Total Phenolics	µg/L	NA	NA	NA	NA	NA	NA	NA	NA	NA
VOLATILE ORGANIC COMPOUNDS (EPA 52										
1,1,2-Trichloroethane	ug/L	NA	NA	NA	NA	NA	NA	NA	NA	NA
1,2-Dichloropropane	µg/L	ND	ND	ND	ND	NA	NA	ND	ND	ND
Bromochloromethane	µg/L	ND	ND	ND	ND	NA	NA	ND	ND	ND
Bromodichloromethane	µg/L	ND	ND	ND	ND	NA	NA	ND	ND	ND
Bromoform	µg/L	ND	ND	ND	ND	NA	NA	ND	ND	ND
Bromomethane	µg/L	ND	ND	ND	ND	ND	ND	ND	ND	ND
Chloroform	µg/L	ND	ND	ND	ND	NA	NA	ND	ND	ND
Chloromethane	µg/L	ND	ND	ND	ND	NA	NA	ND	ND	ND
Dibromochloromethane	µg/L	ND	ND	ND	ND	NA	NA	ND	ND	ND
Tetrachloroethylene	µg/L	ND	ND	ND	ND	NA	NA	ND	ND	ND
Trichloroethylene	µg/L	ND	ND	ND	ND	NA	NA	ND	ND	ND
Total Trihalomethanes	µg/L	ND	ND	ND	ND	NA	NA	ND	ND	ND
NDMA (EPA 8270C): NA										
N-Nitrosodimethylamine	µg/L	NA	NA	NA	NA	NA	NA	NA	NA	NA
BACTERIOLOGICAL										
Heterotrophic Plate Count	CFU/mL	30	NA	NA	NA	3.0	12	NA	NA	NA
E-Coli	-	A	NA	NA	NA	A	A	NA	NA	NA
Total Coliform	-	A	NA	NA	NA	P	A	NA	NA	NA

A = Absent
P = Present

TABLE 89
HISTORICAL SUMMARY DATA - WELL CR-3
RIALTO GWTS PERCHLORATE AND VOC REMEDIATION

ANALYTE	DATE / Lab ID / UNITS	9/29/06	10/4/06	10/11/06	10/11/06	10/18/06	10/25/06	11/1/06	11/6/06	11/6/06
GENERAL										
Chloride	mg/L	NA	NA	NA	NA	NA	NA	NA	NA	NA
Nitrate-Nitrogen	mg/L	NA	NA	2.5	NA	NA	NA	NA	NA	NA
Nitrate (NO3)	mg/L	NA	NA	NA	NA	NA	NA	NA	NA	NA
Perchlorate	µg/L	11	9.7	8.4	NA	8.9	8.8	9.4	NA	8.1
Sulfate	mg/L	NA	NA	13	NA	NA	NA	NA	NA	NA
Total Alkalinity	mg/L	NA	NA	NA	NA	NA	NA	NA	NA	NA
Total Phenolics	µg/L	NA	NA	NA	NA	NA	NA	NA	NA	NA
VOLATILE ORGANIC COMPOUNDS (EPA 52										
1,1,2-Trichloroethane	ug/L	NA	NA	NA	NA	NA	NA	NA	NA	NA
1,2-Dichloropropane	µg/L	ND	ND	ND	NA	ND	ND	ND	NA	ND
Bromochloromethane	µg/L	ND	ND	**0.19**	NA	ND	ND	ND	NA	ND
Bromodichloromethane	µg/L	ND	ND	ND	NA	ND	ND	ND	NA	ND
Bromoform	µg/L	ND	ND	0.50	NA	ND	ND	ND	NA	ND
Bromomethane	µg/L	ND	ND	ND	ND	ND	ND	ND	ND	ND
Chloroform	µg/L	ND	ND	ND	NA	ND	ND	ND	NA	ND
Chloromethane	µg/L	ND	ND	**0.38**	NA	ND	ND	ND	NA	ND
Dibromochloromethane	µg/L	ND	ND	**0.26**	NA	ND	ND	ND	NA	ND
Tetrachloroethylene	µg/L	ND	ND	ND	NA	ND	ND	ND	NA	ND
Trichloroethylene	µg/L	ND	ND	ND	NA	ND	ND	ND	NA	ND
Total Trihalomethanes	µg/L	ND	ND	ND	NA	ND	ND	ND	NA	ND
NDMA (EPA 8270C): NA										
N-Nitrosodimethylamine	µg/L	NA	NA	NA	NA	NA	NA	NA	NA	NA
BACTERIOLOGICAL										
Heterotrophic Plate Count	CFU/mL	NA	NA	NA	<1	NA	NA	NA	<1	NA
E-Coli	-	NA	NA	NA	NA	NA	NA	NA	NA	NA
Total Coliform	-	NA	NA	NA	A	NA	NA	NA	A	NA

A = Absent
P = Present

TABLE 89
HISTORICAL SUMMARY DATA - WELL CR-3
RIALTO GWTS PERCHLORATE AND VOC REMEDIATION

ANALYTE	DATE / Lab ID / UNITS	11/15/06	11/22/06	11/29/06	12/6/06	12/28/06	1/3/07	1/10/07	1/17/07	1/22/07
GENERAL										
Chloride	mg/L	NA	NA	NA	NA	NA	NA	NA	NA	NA
Nitrate-Nitrogen	mg/L	NA	NA	NA	NA	NA	NA	NA	NA	2.5
Nitrate (NO3)	mg/L	NA	NA	NA	NA	NA	NA	NA	NA	NA
Perchlorate	µg/L	8.3	8.1	8.8	NA	10	11	8.7	9.6	8.4
Sulfate	mg/L	NA	NA	NA	NA	NA	NA	NA	NA	14
Total Alkalinity	mg/L	NA	NA	NA	NA	NA	NA	NA	NA	NA
Total Phenolics	µg/L	NA	NA	NA	NA	NA	NA	NA	NA	NA
VOLATILE ORGANIC COMPOUNDS (EPA 52										
1,1,2-Trichloroethane	ug/L	NA	NA	NA	NA	NA	NA	NA	NA	NA
1,2-Dichloropropane	µg/L	ND	ND	ND	NA	ND	ND	ND	ND	ND
Bromochloromethane	µg/L	ND	ND	ND	NA	ND	ND	ND	ND	ND
Bromodichloromethane	µg/L	ND	ND	ND	NA	ND	ND	ND	ND	ND
Bromoform	µg/L	ND	ND	ND	NA	ND	ND	ND	ND	ND
Bromomethane	µg/L	ND	ND	ND	ND	ND	ND	ND	ND	ND
Chloroform	µg/L	ND	ND	ND	NA	ND	ND	ND	ND	ND
Chloromethane	µg/L	ND	ND	ND	NA	**0.10**	ND	ND	ND	ND
Dibromochloromethane	µg/L	ND	ND	ND	NA	ND	ND	ND	ND	ND
Tetrachloroethylene	µg/L	ND	ND	ND	NA	ND	ND	ND	ND	ND
Trichloroethylene	µg/L	ND	ND	ND	NA	ND	ND	ND	ND	ND
Total Trihalomethanes	µg/L	ND	ND	ND	NA	ND	ND	ND	ND	ND
NDMA (EPA 8270C): NA										
N-Nitrosodimethylamine	µg/L	NA	NA	NA	NA	NA	NA	NA	NA	NA
BACTERIOLOGICAL										
Heterotrophic Plate Count	CFU/mL	NA	NA	NA	36	NA	NA	NA	NA	NA
E-Coli	-	NA	NA	NA	A	NA	NA	NA	NA	NA
Total Coliform	-	NA	NA	NA	P	NA	NA	NA	NA	NA

A = Absent
P = Present

TABLE 89
HISTORICAL SUMMARY DATA - WELL CR-3
RIALTO GWTS PERCHLORATE AND VOC REMEDIATION

ANALYTE	DATE Lab ID UNITS	1/24/07	1/31/07	2/2/07	2/26/07	4/5/07	7/11/07	7/18/07	7/25/07	7/27/07
GENERAL										
Chloride	mg/L	NA	NA	NA	NA	NA	NA	NA	NA	NA
Nitrate-Nitrogen	mg/L	NA	NA	NA	NA	NA	NA	NA	NA	NA
Nitrate (NO3)	mg/L	NA	NA	NA	NA	NA	NA	NA	NA	NA
Perchlorate	µg/L	NA	7.0	NA	18	NA	21	15	14	NA
Sulfate	mg/L	NA	NA	NA	NA	NA	NA	NA	NA	NA
Total Alkalinity	mg/L	NA	NA	NA	NA	NA	NA	NA	NA	NA
Total Phenolics	µg/L	NA	NA	NA	NA	NA	NA	NA	NA	NA
VOLATILE ORGANIC COMPOUNDS (EPA 52										
1,1,2-Trichloroethane	ug/L	NA	NA	NA	NA	NA	NA	NA	NA	NA
1,2-Dichloropropane	µg/L	NA	ND	NA	ND	NA	ND	ND	ND	NA
Bromochloromethane	µg/L	NA	ND	NA	ND	NA	ND	ND	ND	NA
Bromodichloromethane	µg/L	NA	ND	NA	ND	NA	ND	ND	ND	NA
Bromoform	µg/L	NA	ND	NA	ND	NA	ND	ND	ND	NA
Bromomethane	µg/L	ND	ND	ND	ND	ND	ND	ND	ND	ND
Chloroform	µg/L	NA	ND	NA	ND	NA	ND	ND	ND	NA
Chloromethane	µg/L	NA	ND	NA	ND	NA	ND	ND	ND	NA
Dibromochloromethane	µg/L	NA	ND	NA	ND	NA	ND	ND	ND	NA
Tetrachloroethylene	µg/L	NA	ND	NA	ND	NA	ND	ND	ND	NA
Trichloroethylene	µg/L	NA	ND	NA	ND	NA	ND	ND	ND	NA
Total Trihalomethanes	µg/L	NA	ND	NA	ND	NA	ND	ND	ND	NA
NDMA (EPA 8270C): NA										
N-Nitrosodimethylamine	µg/L	NA	NA	NA	NA	NA	NA	NA	NA	NA
BACTERIOLOGICAL										
Heterotrophic Plate Count	CFU/mL	NA	NA	NA	NA	NA	NA	NA	NA	NA
E-Coli	-	NA	NA	A	NA	NA	NA	NA	NA	A
Total Coliform	-	A	NA	P	NA	A	NA	NA	NA	P

A = Absent
P = Present

TABLE 89
HISTORICAL SUMMARY DATA - WELL CR-3
RIALTO GWTS PERCHLORATE AND VOC REMEDIATION

ANALYTE	DATE / Lab ID / UNITS	8/13/07	8/14/07	8/22/07	8/30/07	9/7/07	9/13/07	9/19/07	9/28/07	10/5/07
GENERAL										
Chloride	mg/L	NA	NA	NA	NA	NA	NA	NA	NA	NA
Nitrate-Nitrogen	mg/L	NA	NA	NA	NA	NA	NA	NA	NA	NA
Nitrate (NO3)	mg/L	NA	NA	NA	NA	NA	NA	NA	NA	NA
Perchlorate	µg/L	18	NA	12	14	14	14	14	14	13
Sulfate	mg/L	NA	NA	NA	NA	NA	NA	NA	NA	NA
Total Alkalinity	mg/L	NA	NA	NA	NA	NA	NA	NA	NA	NA
Total Phenolics	µg/L	NA	NA	NA	NA	NA	NA	NA	NA	NA
VOLATILE ORGANIC COMPOUNDS (EPA 52										
1,1,2-Trichloroethane	ug/L	NA	NA	NA	NA	NA	NA	NA	NA	NA
1,2-Dichloropropane	µg/L	ND	NA	ND	ND	ND	ND	ND	ND	ND
Bromochloromethane	µg/L	ND	NA	ND	ND	ND	ND	ND	ND	ND
Bromodichloromethane	µg/L	ND	NA	ND	ND	ND	ND	ND	ND	ND
Bromoform	µg/L	ND	NA	ND	ND	ND	ND	ND	ND	ND
Bromomethane	µg/L	ND	ND	ND	ND	ND	ND	ND	ND	ND
Chloroform	µg/L	ND	NA	ND	ND	ND	ND	ND	ND	ND
Chloromethane	µg/L	ND	NA	ND	ND	ND	ND	ND	ND	ND
Dibromochloromethane	µg/L	ND	NA	ND	ND	ND	ND	ND	ND	ND
Tetrachloroethylene	µg/L	ND	NA	ND	ND	ND	ND	ND	ND	ND
Trichloroethylene	µg/L	ND	NA	ND	ND	ND	ND	ND	ND	ND
Total Trihalomethanes	µg/L	ND	NA	ND	ND	ND	ND	ND	ND	ND
NDMA (EPA 8270C): NA										
N-Nitrosodimethylamine	µg/L	NA	NA	NA	NA	NA	NA	NA	NA	NA
BACTERIOLOGICAL										
Heterotrophic Plate Count	CFU/mL	NA	NA	NA	NA	NA	NA	NA	NA	NA
E-Coli	-	NA	NA	NA	NA	NA	NA	NA	NA	NA
Total Coliform	-	NA	A	A	A	A	A	A	A	A

A = Absent
P = Present

TABLE 89
HISTORICAL SUMMARY DATA - WELL CR-3
RIALTO GWTS PERCHLORATE AND VOC REMEDIATION

ANALYTE	DATE / Lab ID / UNITS	10/12/07	10/19/07	10/22/07	10/26/07	11/2/07	11/9/07	11/16/07	11/21/07	11/26/07
GENERAL										
Chloride	mg/L	NA	NA	NA	NA	NA	NA	NA	NA	NA
Nitrate-Nitrogen	mg/L	NA	NA	2.6	NA	NA	NA	NA	NA	NA
Nitrate (NO3)	mg/L	NA	NA	NA	NA	NA	NA	NA	NA	NA
Perchlorate	µg/L	14	NA	13	14	13	14	14	19	14
Sulfate	mg/L	NA	NA	17	NA	NA	NA	NA	NA	NA
Total Alkalinity	mg/L	NA	NA	NA	NA	NA	NA	NA	NA	NA
Total Phenolics	µg/L	NA	NA	NA	NA	NA	NA	NA	NA	NA
VOLATILE ORGANIC COMPOUNDS (EPA 52										
1,1,2-Trichloroethane	ug/L	NA	NA	NA	NA	NA	NA	NA	NA	NA
1,2-Dichloropropane	µg/L	ND	ND	ND	ND	ND	ND	ND	ND	ND
Bromochloromethane	µg/L	ND	0.18	ND	ND	ND	ND	ND	ND	ND
Bromodichloromethane	µg/L	ND	0.18	ND	ND	ND	ND	**0.46**	ND	ND
Bromoform	µg/L	ND	0.22	ND	ND	ND	ND	1.7	ND	ND
Bromomethane	µg/L	ND	ND	ND	ND	ND	ND	ND	ND	ND
Chloroform	µg/L	ND	ND	ND	ND	ND	ND	ND	ND	ND
Chloromethane	µg/L	ND	0.14	ND	ND	ND	ND	**0.31**	ND	ND
Dibromochloromethane	µg/L	ND	0.12	ND	ND	ND	ND	1.2	ND	ND
Tetrachloroethylene	µg/L	ND	ND	ND	ND	ND	ND	ND	ND	ND
Trichloroethylene	µg/L	ND	0.50	ND	ND	ND	ND	ND	ND	ND
Total Trihalomethanes	µg/L	ND	0.50	ND	ND	ND	ND	ND	ND	ND
NDMA (EPA 8270C): NA										
N-Nitrosodimethylamine	µg/L	NA	NA	NA	NA	NA	NA	NA	NA	NA
BACTERIOLOGICAL										
Heterotrophic Plate Count	CFU/mL	NA	NA	NA	NA	NA	NA	NA	NA	NA
E-Coli	-	NA	NA	NA	NA	NA	NA	NA	NA	NA
Total Coliform	-	A	A	NA	A	A	A	A	A	A

A = Absent
P = Present

TABLE 89
HISTORICAL SUMMARY DATA - WELL CR-3
RIALTO GWTS PERCHLORATE AND VOC REMEDIATION

ANALYTE	DATE / Lab ID / UNITS	12/7/07	12/11/07	12/12/07	8/21/08 0811057	8/29/08 0811419	9/5/08 0811717	9/12/08 0812129	9/25/08 0812801	10/2/08 0813092
GENERAL										
Chloride	mg/L	NA	NA	NA	NA	NA	NA	NA	NA	NA
Nitrate-Nitrogen	mg/L	NA	NA	NA	3.7	NA	NA	NA	NA	NA
Nitrate (NO3)	mg/L	NA	NA	NA	NA	NA	NA	NA	NA	NA
Perchlorate	µg/L	13	13	13	45	33	29	25	NA	22
Sulfate	mg/L	NA	NA	NA	13	NA	NA	NA	NA	NA
Total Alkalinity	mg/L	NA	NA	NA	NA	NA	NA	NA	NA	NA
Total Phenolics	µg/L	NA	NA	NA	NA	NA	NA	NA	NA	NA
VOLATILE ORGANIC COMPOUNDS (EPA 52										
1,1,2-Trichloroethane	ug/L	NA	NA	NA	NA	NA	NA	NA	NA	NA
1,2-Dichloropropane	µg/L	NA	ND	ND	<0.50	<0.50	<0.50	<0.50	NA	<0.50
Bromochloromethane	µg/L	NA	ND	ND	<0.50	<0.50	<0.50	<0.50	NA	<0.50
Bromodichloromethane	µg/L	NA	ND	**0.37**	<0.50	<0.50	<0.50	<0.50	NA	<0.50
Bromoform	µg/L	NA	ND	1.2	<0.50	<0.50	<0.50	<0.50	NA	<0.50
Bromomethane	µg/L	ND	ND	ND	ND	ND	ND	ND	ND	ND
Chloroform	µg/L	NA	ND	ND	<0.50	<0.50	<0.50	<0.50	NA	<0.50
Chloromethane	µg/L	NA	ND	ND	<0.50	<0.50	<0.50	<0.50	NA	<0.50
Dibromochloromethane	µg/L	NA	ND	ND	<0.50	<0.50	<0.50	<0.50	NA	<0.50
Tetrachloroethylene	µg/L	NA	ND	ND	<0.50	<0.50	<0.50	<0.50	NA	<0.50
Trichloroethylene	µg/L	NA	ND	ND	0.54	<0.50	<0.50	<0.50	NA	<0.50
Total Trihalomethanes	µg/L	NA	ND	ND	<2.0	<2.0	<2.0	<2.0	NA	<2.0
NDMA (EPA 8270C): NA										
N-Nitrosodimethylamine	µg/L	NA	NA	NA	<0.010	NA	NA	NA	NA	NA
BACTERIOLOGICAL										
Heterotrophic Plate Count	CFU/mL	NA	NA	NA	NA	NA	NA	NA	NA	NA
E-Coli	-	NA	NA	NA	NA	NA	NA	NA	NA	NA
Total Coliform	-	A	NA	NA	NA	NA	NA	A	A	NA

A = Absent
P = Present

TABLE 89
HISTORICAL SUMMARY DATA - WELL CR-3
RIALTO GWTS PERCHLORATE AND VOC REMEDIATION

ANALYTE	DATE / Lab ID / UNITS	10/9/08 0813433	10/16/08 0813782	10/23/08 0814140	10/29/08 0814370	11/6/08 0814836	11/13/08 0815128	11/25/08 0815672	12/2/08 0815890	12/9/08 0816258
GENERAL										
Chloride	mg/L	NA	NA	NA	NA	NA	NA	NA	NA	NA
Nitrate-Nitrogen	mg/L	NA	NA	NA	NA	NA	NA	2.9	NA	NA
Nitrate (NO3)	mg/L	NA	NA	NA	NA	NA	NA	13	NA	NA
Perchlorate	µg/L	22	19	23	20	19	17	18	17	18
Sulfate	mg/L	NA	NA	NA	NA	NA	NA	13	NA	NA
Total Alkalinity	mg/L	NA	NA	NA	NA	NA	NA	NA	NA	NA
Total Phenolics	µg/L	NA	NA	NA	NA	NA	NA	NA	NA	NA
VOLATILE ORGANIC COMPOUNDS (EPA 52										
1,1,2-Trichloroethane	ug/L	NA	NA	NA	NA	NA	NA	NA	NA	NA
1,2-Dichloropropane	µg/L	<0.50	<0.50	<0.50	<0.50	<0.50	<0.50	<0.50	NA	<0.50
Bromochloromethane	µg/L	<0.50	<0.50	<0.50	<0.50	<0.50	<0.50	<0.50	<0.50	<0.50
Bromodichloromethane	µg/L	<0.50	<0.50	<0.50	<0.50	<0.50	<0.50	<0.50	<0.50	<0.50
Bromoform	µg/L	<0.50	0.72	1.3	<0.50	<0.50	0.76	0.58	<0.50	<0.50
Bromomethane	µg/L	ND	ND	ND	ND	ND	ND	ND	ND	ND
Chloroform	µg/L	<0.50	<0.50	<0.50	<0.50	<0.50	<0.50	<0.50	<0.50	<0.50
Chloromethane	µg/L	<0.50	<0.50	<0.50	<0.50	<0.50	<0.50	<0.50	<0.50	<0.50
Dibromochloromethane	µg/L	<0.50	<0.50	0.57	<0.50	<0.50	<0.50	<0.50	<0.50	<0.50
Tetrachloroethylene	µg/L	<0.50	<0.50	<0.50	<0.50	<0.50	<0.50	<0.50	<0.50	<0.50
Trichloroethylene	µg/L	<0.50	<0.50	<0.50	<0.50	<0.50	<0.50	<0.50	<0.50	<0.50
Total Trihalomethanes	µg/L	<2.0	<2.0	<2.0	<2.0	<2.0	<2.0	<2.0	<2.0	<2.0
NDMA (EPA 8270C): NA										
N-Nitrosodimethylamine	µg/L	NA	NA	NA	NA	NA	NA	NA	NA	NA
BACTERIOLOGICAL										
Heterotrophic Plate Count	CFU/mL	NA	NA	NA	NA	NA	NA	7	9	4
E-Coli	-	NA	NA	NA	NA	NA	NA	NA	NA	NA
Total Coliform	-	NA	NA	NA	NA	NA	NA	A	A	A

A = Absent
P = Present

TABLE 89
HISTORICAL SUMMARY DATA - WELL CR-3
RIALTO GWTS PERCHLORATE AND VOC REMEDIATION

ANALYTE	DATE / Lab ID / UNITS	12/16/08 0816328	12/22/08 0816864	12/30/08 0817050	1/6/09 0900211	1/7/09 -	1/23/09 0901135	1/28/09 0901348	2/4/09 0901719	2/26/09 0902662
GENERAL										
Chloride	mg/L	NA	NA	NA	NA	NA	NA	NA	NA	NA
Nitrate-Nitrogen	mg/L	NA	NA	NA	NA	NA	NA	NA	NA	3.4
Nitrate (NO3)	mg/L	NA	NA	NA	NA	NA	NA	NA	NA	NA
Perchlorate	µg/L	17	18	17	16	NA	20	18	17	26
Sulfate	mg/L	NA	NA	NA	NA	NA	NA	NA	NA	15
Total Alkalinity	mg/L	NA	NA	NA	NA	NA	NA	NA	NA	NA
Total Phenolics	µg/L	NA	NA	NA	NA	NA	NA	NA	NA	NA
VOLATILE ORGANIC COMPOUNDS (EPA 52										
1,1,2-Trichloroethane	ug/L	NA	NA	NA	NA	NA	NA	NA	NA	NA
1,2-Dichloropropane	µg/L	<0.50	<0.50	<0.50	<0.50	NA	<0.50	<0.50	<0.50	<0.50
Bromochloromethane	µg/L	<0.50	<0.50	<0.50	<0.50	NA	<0.50	<0.50	<0.50	<0.50
Bromodichloromethane	µg/L	<0.50	<0.50	<0.50	<0.50	NA	<0.50	<0.50	<0.50	<0.50
Bromoform	µg/L	<0.50	<0.50	<0.50	<0.50	NA	0.74	<0.50	<0.50	<0.50
Bromomethane	µg/L	ND	ND	ND	ND	ND	ND	ND	ND	ND
Chloroform	µg/L	<0.50	<0.50	<0.50	<0.50	NA	<0.50	<0.50	<0.50	<0.50
Chloromethane	µg/L	<0.50	<0.50	<0.50	<0.50	NA	<0.50	<0.50	<0.50	<0.50
Dibromochloromethane	µg/L	<0.50	<0.50	<0.50	<0.50	NA	<0.50	<0.50	<0.50	<0.50
Tetrachloroethylene	µg/L	<0.50	<0.50	<0.50	<0.50	NA	<0.50	<0.50	<0.50	<0.50
Trichloroethylene	µg/L	<0.50	<0.50	<0.50	<0.50	NA	<0.50	<0.50	<0.50	<0.50
Total Trihalomethanes	µg/L	<2.0	<2.0	<2.0	<2.0	NA	<2.0	<2.0	<2.0	<2.0
NDMA (EPA 8270C): NA										
N-Nitrosodimethylamine	µg/L	NA	NA	NA	NA	NA	NA	NA	NA	NA
BACTERIOLOGICAL										
Heterotrophic Plate Count	CFU/mL	<1	<1	<1	7	13	100	130	3	140
E-Coli	-	NA	NA	NA	A	A	NA	NA	NA	NA
Total Coliform	-	A	A	A	P	P	A	A	A	A

A = Absent
P = Present

TABLE 89
HISTORICAL SUMMARY DATA - WELL CR-3
RIALTO GWTS PERCHLORATE AND VOC REMEDIATION

ANALYTE	DATE / Lab ID / UNITS	2/27/09 -	3/4/09 0903051	3/10/09 0903347	3/17/09 0903659	3/24/09 0903939	4/1/09 0904359	4/9/09 0905080	4/16/09 0905079	4/17/09 -
GENERAL										
Chloride	mg/L	NA	NA	NA	NA	NA	NA	NA	NA	NA
Nitrate-Nitrogen	mg/L	NA	NA	NA	NA	NA	NA	NA	NA	NA
Nitrate (NO3)	mg/L	NA	NA	NA	NA	NA	NA	NA	NA	NA
Perchlorate	µg/L	NA	19	21	18	19	19	17	17	NA
Sulfate	mg/L	NA	NA	NA	NA	NA	NA	NA	NA	NA
Total Alkalinity	mg/L	NA	NA	NA	NA	NA	NA	NA	NA	NA
Total Phenolics	µg/L	NA	NA	NA	NA	NA	NA	NA	NA	NA
VOLATILE ORGANIC COMPOUNDS (EPA 52										
1,1,2-Trichloroethane	ug/L	NA	NA	NA	NA	NA	NA	NA	NA	NA
1,2-Dichloropropane	µg/L	NA	<0.50	<0.50	<0.50	<0.50	<0.50	<0.50	<0.50	NA
Bromochloromethane	µg/L	NA	<0.50	<0.50	<0.50	<0.50	<0.50	<0.50	<0.50	NA
Bromodichloromethane	µg/L	NA	<0.50	<0.50	<0.50	<0.50	<0.50	<0.50	<0.50	NA
Bromoform	µg/L	NA	<0.50	<0.50	<0.50	1.3	4.7	<0.50	<0.50	NA
Bromomethane	µg/L	ND	ND	ND	ND	ND	ND	ND	ND	ND
Chloroform	µg/L	NA	<0.50	<0.50	<0.50	<0.50	<0.50	<0.50	<0.50	NA
Chloromethane	µg/L	NA	<0.50	<0.50	<0.50	<0.50	<0.50	<0.50	<0.50	NA
Dibromochloromethane	µg/L	NA	<0.50	<0.50	<0.50	0.82	2.2	<0.50	<0.50	NA
Tetrachloroethylene	µg/L	NA	<0.50	<0.50	<0.50	<0.50	<0.50	<0.50	<0.50	NA
Trichloroethylene	µg/L	NA	<0.50	<0.50	<0.50	<0.50	<0.50	<0.50	<0.50	NA
Total Trihalomethanes	µg/L	NA	<2.0	<2.0	<2.0	2.1	4.7	<2.0	<2.0	NA
NDMA (EPA 8270C): NA										
N-Nitrosodimethylamine	µg/L	NA	NA	NA	NA	NA	NA	NA	NA	NA
BACTERIOLOGICAL										
Heterotrophic Plate Count	CFU/mL	15	NA	NA	NA	2	5	3	4	4
E-Coli	-	NA	NA	NA	NA	NA	NA	NA	A	A
Total Coliform	-	A	A	NA	NA	A	A	A	P	P

A = Absent
P = Present

TABLE 89
HISTORICAL SUMMARY DATA - WELL CR-3
RIALTO GWTS PERCHLORATE AND VOC REMEDIATION

ANALYTE	DATE / Lab ID / UNITS	5/4/09 0905780	6/30/09 -	7/6/09 0908749	7/16/09 0909383	7/24/09 0909728	7/28/09 0909855	8/4/09 0910195	8/14/09 0910741	8/21/09 0911119
GENERAL										
Chloride	mg/L	NA	NA	NA	NA	NA	NA	NA	NA	NA
Nitrate-Nitrogen	mg/L	NA	NA	3.0	NA	NA	NA	NA	NA	NA
Nitrate (NO3)	mg/L	NA	NA	NA	NA	NA	NA	NA	NA	NA
Perchlorate	µg/L	18	NA	17	21	20	20	21	24	19
Sulfate	mg/L	NA	NA	13	NA	NA	NA	NA	NA	NA
Total Alkalinity	mg/L	NA	NA	NA	NA	NA	NA	NA	NA	NA
Total Phenolics	µg/L	NA	NA	NA	NA	NA	NA	NA	NA	NA
VOLATILE ORGANIC COMPOUNDS (EPA 52										
1,1,2-Trichloroethane	ug/L	NA	NA	NA	NA	NA	NA	NA	NA	NA
1,2-Dichloropropane	µg/L	<0.50	NA	<0.50	<0.50	<0.50	<0.50	<0.50	<0.50	<0.50
Bromochloromethane	µg/L	<0.50	NA	<0.50	<0.50	<0.50	<0.50	<0.50	<0.50	<0.50
Bromodichloromethane	µg/L	<0.50	NA	<0.50	<0.50	<0.50	<0.50	<0.50	<0.50	<0.50
Bromoform	µg/L	<0.50	NA	<0.50	<0.50	<0.50	<0.50	<0.50	3.2	<0.50
Bromomethane	µg/L	ND	ND	ND	ND	ND	ND	ND	ND	ND
Chloroform	µg/L	<0.50	NA	<0.50	<0.50	<0.50	<0.50	<0.50	<0.50	<0.50
Chloromethane	µg/L	<0.50	NA	<0.50	<0.50	<0.50	<0.50	<0.50	<0.50	<0.50
Dibromochloromethane	µg/L	<0.50	NA	<0.50	<0.50	<0.50	<0.50	<0.50	1.5	<0.50
Tetrachloroethylene	µg/L	<0.50	NA	<0.50	<0.50	<0.50	<0.50	<0.50	<0.50	<0.50
Trichloroethylene	µg/L	<0.50	NA	<0.50	<0.50	<0.50	<0.50	<0.50	<0.50	<0.50
Total Trihalomethanes	µg/L	<2.0	NA	<2.0	<2.0	<2.0	<2.0	<2.0	4.7	<2.0
NDMA (EPA 8270C): NA										
N-Nitrosodimethylamine	µg/L	NA	NA	NA	NA	NA	NA	NA	NA	NA
BACTERIOLOGICAL										
Heterotrophic Plate Count	CFU/mL	51	1,900	NA	NA	NA	NA	12	30	10
E-Coli	-	NA	NA	NA	NA	NA	NA	NA	NA	NA
Total Coliform	-	A	A	NA	NA	A	NA	A	A	A

A = Absent
P = Present

TABLE 89
HISTORICAL SUMMARY DATA - WELL CR-3
RIALTO GWTS PERCHLORATE AND VOC REMEDIATION

ANALYTE	DATE / Lab ID / UNITS	8/27/09 0911364	9/2/09 0911680	9/8/09 0912308	9/14/09 0912291	9/25/09 0912813	10/1/09 0913038	10/7/09 0913501	10/14/09 0913933	10/20/09 0914134
GENERAL										
Chloride	mg/L	NA	NA	NA	NA	NA	NA	NA	NA	NA
Nitrate-Nitrogen	mg/L	NA	NA	NA	NA	NA	NA	NA	NA	NA
Nitrate (NO3)	mg/L	NA	NA	NA	NA	NA	NA	NA	NA	NA
Perchlorate	µg/L	17	17	17	17	12	9.0	18	17	16
Sulfate	mg/L	NA	NA	NA	NA	NA	NA	NA	NA	NA
Total Alkalinity	mg/L	NA	NA	NA	NA	NA	NA	NA	NA	NA
Total Phenolics	µg/L	NA	NA	NA	NA	NA	NA	NA	NA	NA
VOLATILE ORGANIC COMPOUNDS (EPA 52										
1,1,2-Trichloroethane	ug/L	NA	NA	NA	NA	NA	NA	NA	NA	NA
1,2-Dichloropropane	µg/L	<0.50	<0.50	<0.50	<0.50	<0.50	<0.50	<0.50	<0.50	<0.50
Bromochloromethane	µg/L	<0.50	<0.50	<0.50	<0.50	<0.50	<0.50	<0.50	<0.50	<0.50
Bromodichloromethane	µg/L	<0.50	<0.50	<0.50	<0.50	<0.50	<0.50	<0.50	<0.50	<0.50
Bromoform	µg/L	<0.50	<0.50	<0.50	<0.50	<0.50	<0.50	1.1	<0.50	<0.50
Bromomethane	µg/L	ND	ND	ND	ND	ND	ND	ND	ND	ND
Chloroform	µg/L	<0.50	<0.50	<0.50	<0.50	<0.50	<0.50	<0.50	<0.50	<0.50
Chloromethane	µg/L	<0.50	<0.50	<0.50	<0.50	<0.50	<0.50	<0.50	<0.50	<0.50
Dibromochloromethane	µg/L	<0.50	<0.50	<0.50	<0.50	<0.50	<0.50	<0.50	<0.50	<0.50
Tetrachloroethylene	µg/L	<0.50	<0.50	<0.50	<0.50	<0.50	<0.50	<0.50	<0.50	<0.50
Trichloroethylene	µg/L	<0.50	<0.50	<0.50	<0.50	<0.50	0.50	<0.50	0.53	<0.50
Total Trihalomethanes	µg/L	<2.0	<2.0	<2.0	<2.0	<2.0	<2.0	<2.0	<2.0	<2.0
NDMA (EPA 8270C): NA										
N-Nitrosodimethylamine	µg/L	NA	NA	NA	NA	NA	NA	NA	NA	NA
BACTERIOLOGICAL										
Heterotrophic Plate Count	CFU/mL	19	<1	5	1	2	3	3	2	<1
E-Coli	-	NA	NA	NA	NA	NA	NA	NA	NA	NA
Total Coliform	-	A	A	A	A	A	A	A	A	A

A = Absent
P = Present

TABLE 89
HISTORICAL SUMMARY DATA - WELL CR-3
RIALTO GWTS PERCHLORATE AND VOC REMEDIATION

ANALYTE	DATE / Lab ID / UNITS	10/26/09 0914370	11/2/09 0914835	11/12/09 0915366	11/18/09 0915589	11/27/09 0915872	12/3/09 0916230	12/11/09 0916885	12/16/09 0916725	1/5/10 -
GENERAL										
Chloride	mg/L	NA	NA	NA	NA	NA	NA	NA	NA	NA
Nitrate-Nitrogen	mg/L	2.7	NA	NA	NA	NA	NA	NA	NA	NA
Nitrate (NO3)	mg/L	NA	NA	NA	NA	NA	NA	NA	NA	NA
Perchlorate	µg/L	16	15	16	16	15	16	14	14	NA
Sulfate	mg/L	12	NA	NA	NA	NA	NA	NA	NA	NA
Total Alkalinity	mg/L	NA	NA	NA	NA	NA	NA	NA	NA	NA
Total Phenolics	µg/L	NA	NA	NA	NA	NA	NA	NA	NA	NA
VOLATILE ORGANIC COMPOUNDS (EPA 52										
1,1,2-Trichloroethane	ug/L	NA	NA	NA	NA	NA	NA	NA	NA	NA
1,2-Dichloropropane	µg/L	<0.50	<0.50	<0.50	<0.50	<0.50	<0.50	<0.50	<0.50	NA
Bromochloromethane	µg/L	<0.50	<0.50	<0.50	<0.50	<0.50	<0.50	<0.50	<0.50	NA
Bromodichloromethane	µg/L	<0.50	<0.50	<0.50	<0.50	<0.50	<0.50	<0.50	<0.50	NA
Bromoform	µg/L	<0.50	<0.50	<0.50	<0.50	<0.50	<0.50	<0.50	<0.50	NA
Bromomethane	µg/L	ND	ND	ND	ND	ND	ND	ND	ND	ND
Chloroform	µg/L	<0.50	<0.50	<0.50	<0.50	<0.50	<0.50	<0.50	<0.50	NA
Chloromethane	µg/L	<0.50	<0.50	<0.50	<0.50	<0.50	<0.50	<0.50	<0.50	NA
Dibromochloromethane	µg/L	<0.50	<0.50	<0.50	<0.50	<0.50	<0.50	<0.50	<0.50	NA
Tetrachloroethylene	µg/L	<0.50	<0.50	<0.50	<0.50	<0.50	<0.50	<0.50	<0.50	NA
Trichloroethylene	µg/L	0.53	<0.50	<0.50	0.52	0.58	<0.50	0.51	0.54	NA
Total Trihalomethanes	µg/L	<2.0	<2.0	<2.0	<2.0	<2.0	<2.0	<2.0	<2.0	NA
NDMA (EPA 8270C): NA										
N-Nitrosodimethylamine	µg/L	NA	NA	NA	NA	NA	NA	NA	NA	NA
BACTERIOLOGICAL										
Heterotrophic Plate Count	CFU/mL	6	3	6	<1	4	3	3	3	190
E-Coli	-	NA	NA	NA	NA	NA	NA	NA	NA	A
Total Coliform	-	A	A	A	A	A	A	A	A	A

A = Absent
P = Present

TABLE 89
HISTORICAL SUMMARY DATA - WELL CR-3
RIALTO GWTS PERCHLORATE AND VOC REMEDIATION

ANALYTE	DATE / Lab ID / UNITS	1/8/10 1000443	1/14/10 1000748	1/28/10 1001371	2/5/10 1001846	2/12/10 1002336	2/15/10 1002334	2/23/10 1002723	3/4/10 1003173	3/11/10 1003493
GENERAL										
Chloride	mg/L	NA	4.3	NA	NA	NA	NA	NA	NA	NA
Nitrate-Nitrogen	mg/L	NA	NA	NA	NA	NA	NA	NA	NA	NA
Nitrate (NO3)	mg/L	NA	13	NA	NA	NA	NA	NA	NA	NA
Perchlorate	µg/L	15	15	18	16	14	13	15	15	14
Sulfate	mg/L	NA	13	NA	NA	NA	NA	NA	NA	NA
Total Alkalinity	mg/L	NA	140	NA	NA	NA	NA	NA	NA	NA
Total Phenolics	µg/L	NA	NA	NA	NA	NA	NA	NA	NA	NA
VOLATILE ORGANIC COMPOUNDS (EPA 52										
1,1,2-Trichloroethane	ug/L	NA	NA	NA	NA	NA	NA	NA	NA	NA
1,2-Dichloropropane	µg/L	<0.50	<0.50	<0.50	<0.50	<0.50	<0.50	<0.50	<0.50	<0.50
Bromochloromethane	µg/L	<0.50	<0.50	<0.50	<0.50	<0.50	<0.50	<0.50	<0.50	<0.50
Bromodichloromethane	µg/L	<0.50	<0.50	<0.50	<0.50	<0.50	<0.50	<0.50	<0.50	<0.50
Bromoform	µg/L	<0.50	<0.50	<0.50	<0.50	<0.50	<0.50	<0.50	<0.50	<0.50
Bromomethane	µg/L	ND	ND	ND	ND	ND	ND	ND	ND	ND
Chloroform	µg/L	<0.50	<0.50	<0.50	<0.50	<0.50	<0.50	<0.50	<0.50	<0.50
Chloromethane	µg/L	<0.50	<0.50	<0.50	<0.50	<0.50	<0.50	<0.50	<0.50	<0.50
Dibromochloromethane	µg/L	<0.50	<0.50	<0.50	<0.50	<0.50	<0.50	<0.50	<0.50	<0.50
Tetrachloroethylene	µg/L	<0.50	<0.50	<0.50	<0.50	<0.50	<0.50	<0.50	<0.50	<0.50
Trichloroethylene	µg/L	0.59	0.58	0.58	0.59	0.63	0.65	0.59	0.64	0.66
Total Trihalomethanes	µg/L	<2.0	<2.0	<2.0	<2.0	<2.0	<2.0	<2.0	<2.0	<2.0
NDMA (EPA 8270C): NA										
N-Nitrosodimethylamine	µg/L	NA	NA	NA	NA	NA	NA	NA	NA	NA
BACTERIOLOGICAL										
Heterotrophic Plate Count	CFU/mL	7.0	5.0	NA	5.0	10	3.0	5.0	2.0	3.0
E-Coli	-	A	A	NA	A	A	A	A	A	A
Total Coliform	-	A	A	NA	A	A	A	A	A	A

A = Absent
P = Present

TABLE 89
HISTORICAL SUMMARY DATA - WELL CR-3
RIALTO GWTS PERCHLORATE AND VOC REMEDIATION

ANALYTE	DATE / Lab ID / UNITS	3/18/10 1003913	3/26/10 1004234	4/1/10 1004459	4/8/10 1004897	4/14/10 1005238	4/21/10 1005581	4/29/10 1005929	5/5/10 1006303	5/14/10 1006792
GENERAL										
Chloride	mg/L	NA	NA	NA	NA	NA	NA	4.0	NA	NA
Nitrate-Nitrogen	mg/L	NA	NA	NA	NA	NA	NA	NA	NA	NA
Nitrate (NO3)	mg/L	NA	NA	NA	NA	NA	NA	12	NA	NA
Perchlorate	µg/L	13	13	15	13	14	15	15	14	15
Sulfate	mg/L	NA	NA	NA	NA	NA	NA	13	NA	NA
Total Alkalinity	mg/L	NA	NA	NA	NA	NA	NA	140	NA	NA
Total Phenolics	µg/L	NA	NA	NA	NA	NA	NA	NA	NA	NA
VOLATILE ORGANIC COMPOUNDS (EPA 52										
1,1,2-Trichloroethane	ug/L	NA	NA	NA	NA	NA	NA	NA	NA	NA
1,2-Dichloropropane	µg/L	<0.50	<0.50	<0.50	<0.50	<0.50	<0.50	<0.50	<0.50	<0.50
Bromochloromethane	µg/L	<0.50	<0.50	<0.50	<0.50	<0.50	<0.50	<0.50	<0.50	<0.50
Bromodichloromethane	µg/L	<0.50	<0.50	<0.50	<0.50	<0.50	<0.50	<0.50	<0.50	<0.50
Bromoform	µg/L	<0.50	<0.50	<0.50	<0.50	<0.50	<0.50	<0.50	<0.50	<0.50
Bromomethane	µg/L	ND	ND	ND	ND	ND	ND	ND	ND	ND
Chloroform	µg/L	<0.50	<0.50	<0.50	<0.50	<0.50	<0.50	<0.50	<0.50	<0.50
Chloromethane	µg/L	<0.50	<0.50	<0.50	<0.50	<0.50	<0.50	<0.50	<0.50	<0.50
Dibromochloromethane	µg/L	<0.50	<0.50	<0.50	<0.50	<0.50	<0.50	<0.50	<0.50	<0.50
Tetrachloroethylene	µg/L	<0.50	<0.50	<0.50	<0.50	<0.50	<0.50	<0.50	<0.50	**0.15**
Trichloroethylene	µg/L	0.63	0.61	0.63	0.67	0.69	0.61	0.53	0.67	0.54
Total Trihalomethanes	µg/L	<2.0	<2.0	<2.0	<2.0	<2.0	<2.0	<2.0	<2.0	<2.0
NDMA (EPA 8270C): NA										
N-Nitrosodimethylamine	µg/L	NA	NA	NA	NA	NA	NA	NA	NA	NA
BACTERIOLOGICAL										
Heterotrophic Plate Count	CFU/mL	2.0	3.0	2.0	42	2.0	2.0	2.0	<1.0	4.0
E-Coli	-	A	A	A	A	A	A	A	A	A
Total Coliform	-	A	A	A	A	A	A	A	A	A

A = Absent
P = Present

TABLE 89
HISTORICAL SUMMARY DATA - WELL CR-3
RIALTO GWTS PERCHLORATE AND VOC REMEDIATION

ANALYTE	DATE / Lab ID / UNITS	5/19/10 1007051	5/27/10 1007454	6/3/10 1007794	6/11/10 1008228	6/22/10 1008735	7/1/10 1009093	7/9/10 1009511	7/13/10 1009568	7/24/10 1010275
GENERAL										
Chloride	mg/L	NA	NA	NA	NA	NA	NA	NA	4.3	NA
Nitrate-Nitrogen	mg/L	NA	NA	NA	NA	NA	NA	NA	NA	NA
Nitrate (NO3)	mg/L	NA	NA	NA	NA	NA	NA	NA	13	NA
Perchlorate	µg/L	15	14	15	14	16	16	17	15	14
Sulfate	mg/L	NA	NA	NA	NA	NA	NA	NA	13	NA
Total Alkalinity	mg/L	NA	NA	NA	NA	NA	NA	NA	140	NA
Total Phenolics	µg/L	NA	NA	NA	NA	NA	NA	NA	NA	NA
VOLATILE ORGANIC COMPOUNDS (EPA 52										
1,1,2-Trichloroethane	ug/L	NA	NA	NA	NA	NA	NA	NA	NA	NA
1,2-Dichloropropane	µg/L	<0.50	<0.50	<0.50	<0.50	0.12	0.12	**0.16**	**0.16**	**0.19**
Bromochloromethane	µg/L	<0.50	<0.50	<0.50	<0.50	0.23	0.23	0.23	0.23	0.24
Bromodichloromethane	µg/L	<0.50	<0.50	<0.50	<0.50	0.12	0.12	0.12	0.12	0.14
Bromoform	µg/L	<0.50	<0.50	<0.50	<0.50	0.23	0.23	0.23	0.23	0.27
Bromomethane	µg/L	ND	ND	ND	ND	0.25	0.25	0.25	0.25	0.25
Chloroform	µg/L	<0.50	<0.50	<0.50	<0.50	0.072	0.75	0.072	0.072	0.12
Chloromethane	µg/L	<0.50	<0.50	<0.50	<0.50	0.11	0.11	0.11	0.11	0.14
Dibromochloromethane	µg/L	<0.50	<0.50	<0.50	<0.50	0.077	0.077	0.077	0.077	0.13
Tetrachloroethylene	µg/L	<0.50	<0.50	<0.50	<0.50	**0.14**	**0.15**	0.13	0.13	**0.15**
Trichloroethylene	µg/L	0.54	0.64	0.63	0.66	0.77	0.85	0.71	0.69	0.75
Total Trihalomethanes	µg/L	<2.0	<2.0	<2.0	<2.0	0.38	**0.75**	0.38	0.38	0.63
NDMA (EPA 8270C): NA										
N-Nitrosodimethylamine	µg/L	NA	NA	NA	NA	NA	NA	NA	NA	NA
BACTERIOLOGICAL										
Heterotrophic Plate Count	CFU/mL	3.0	1.0	3.0	2.0	7.0	3.0	3.0	2.0	3.0
E-Coli	-	A	A	A	A	A	A	A	A	A
Total Coliform	-	A	A	A	A	A	A	A	A	A

A = Absent
P = Present

TABLE 89
HISTORICAL SUMMARY DATA - WELL CR-3
RIALTO GWTS PERCHLORATE AND VOC REMEDIATION

ANALYTE	DATE / Lab ID / UNITS	7/29/10 1010554	8/5/10 1010963	8/14/10 1011424	8/21/10 1012022	8/27/10 1012065	9/3/10 1012373	9/10/10 1012755	9/17/10 1013100	9/22/10 1013348
GENERAL										
Chloride	mg/L	NA	NA	NA	NA	NA	NA	NA	NA	4.5
Nitrate-Nitrogen	mg/L	NA	NA	NA	NA	NA	NA	NA	NA	13
Nitrate (NO3)	mg/L	NA	NA	NA	NA	NA	NA	NA	NA	NA
Perchlorate	µg/L	14	17	18	19	18	16	15	14	15
Sulfate	mg/L	NA	NA	NA	NA	NA	NA	NA	NA	13
Total Alkalinity	mg/L	NA	NA	NA	NA	NA	NA	NA	NA	140
Total Phenolics	µg/L	NA	NA	NA	NA	NA	NA	NA	NA	NA
VOLATILE ORGANIC COMPOUNDS (EPA 52										
1,1,2-Trichloroethane	ug/L	NA	NA	NA	NA	NA	NA	NA	NA	NA
1,2-Dichloropropane	µg/L	<0.50	**0.16**	**0.17**	**0.14**	**0.13**	0.13	0.13	0.13	0.13
Bromochloromethane	µg/L	<0.50	0.24	0.24	0.24	0.24	0.24	0.24	0.24	0.24
Bromodichloromethane	µg/L	<0.50	0.14	0.14	0.14	0.14	0.14	0.14	0.14	0.14
Bromoform	µg/L	<0.50	0.27	0.27	0.27	0.27	0.27	0.27	0.27	0.27
Bromomethane	µg/L	0.25	0.25	0.25	0.25	0.25	0.25	0.25	0.25	0.25
Chloroform	µg/L	<0.50	0.12	0.12	0.12	0.12	0.12	0.12	0.12	0.12
Chloromethane	µg/L	<0.50	0.14	0.14	0.14	0.14	0.14	0.14	0.14	0.14
Dibromochloromethane	µg/L	<0.50	0.13	0.13	0.13	0.13	0.13	0.13	0.13	0.13
Tetrachloroethylene	µg/L	<0.50	**0.13**	0.13	0.13	0.13	**0.20**	**0.14**	0.13	0.13
Trichloroethylene	µg/L	0.76	0.69	0.72	0.81	0.91	0.97	0.98	0.90	1.1
Total Trihalomethanes	µg/L	<2.0	0.63	NA	0.63	0.63	0.63	0.63	0.63	0.63
NDMA (EPA 8270C): NA										
N-Nitrosodimethylamine	µg/L	NA	NA	NA	NA	NA	NA	NA	NA	NA
BACTERIOLOGICAL										
Heterotrophic Plate Count	CFU/mL	2.0	24	<1.0	<1.0	5.0	2.0	<1.0	<1.0	5.0
E-Coli	-	A	A	A	A	A	A	A	A	A
Total Coliform	-	A	A	A	A	A	A	A	A	A

A = Absent
P = Present

TABLE 89
HISTORICAL SUMMARY DATA - WELL CR-3
RIALTO GWTS PERCHLORATE AND VOC REMEDIATION

ANALYTE	DATE / Lab ID / UNITS	9/30/10 1013702	10/8/10 1014209	10/15/10 1014595	10/22/10 1014987	10/29/10 1015240	11/5/10 1015602	11/12/10 1015946	11/18/10 1016353	11/24/10 1016570
GENERAL										
Chloride	mg/L	NA	NA	NA	NA	4.2	NA	NA	NA	NA
Nitrate-Nitrogen	mg/L	NA	NA	NA	NA	NA	NA	NA	NA	NA
Nitrate (NO3)	mg/L	NA	NA	NA	NA	13	NA	NA	NA	NA
Perchlorate	µg/L	15	14	17	15	16	16	16	16	16
Sulfate	mg/L	NA	NA	NA	NA	13	NA	NA	NA	NA
Total Alkalinity	mg/L	NA	NA	NA	NA	140	NA	NA	NA	NA
Total Phenolics	µg/L	NA	NA	NA	NA	NA	NA	NA	NA	NA
VOLATILE ORGANIC COMPOUNDS (EPA 52										
1,1,2-Trichloroethane	ug/L	NA	NA	NA	NA	NA	NA	NA	NA	NA
1,2-Dichloropropane	µg/L	0.13	0.13	**0.20**	**0.20**	**0.22**	**0.18**	**0.20**	**0.22**	**0.20**
Bromochloromethane	µg/L	0.24	0.24	0.24	0.24	0.24	0.24	0.24	0.24	0.24
Bromodichloromethane	µg/L	0.14	0.14	0.14	0.14	0.14	0.14	0.14	0.14	0.14
Bromoform	µg/L	0.27	0.27	0.27	0.27	0.27	0.27	0.27	0.27	0.27
Bromomethane	µg/L	0.25	0.25	0.25	0.25	0.25	0.25	0.25	0.25	0.25
Chloroform	µg/L	0.12	0.12	0.12	0.12	0.12	0.12	0.12	0.12	0.12
Chloromethane	µg/L	0.14	0.14	0.14	0.14	0.14	0.14	0.14	0.14	0.14
Dibromochloromethane	µg/L	0.13	0.13	0.13	0.13	0.13	0.13	0.13	0.13	0.13
Tetrachloroethylene	µg/L	0.13	**0.16**	**0.14**	0.13	**0.16**	**0.24**	**0.15**	**0.16**	**0.15**
Trichloroethylene	µg/L	0.92	1.0	0.99	0.83	0.93	1.0	0.83	0.89	0.96
Total Trihalomethanes	µg/L	0.63	0.63	0.63	0.63	0.63	0.63	0.63	0.63	0.63
NDMA (EPA 8270C): NA										
N-Nitrosodimethylamine	µg/L	NA	NA	NA	NA	NA	NA	NA	NA	NA
BACTERIOLOGICAL										
Heterotrophic Plate Count	CFU/mL	4.0	<1.0	4.0	5.0	9.0	33	<1	2	<1
E-Coli	-	A	A	A	A	A	A	A	A	A
Total Coliform	-	A	A	A	A	A	A	A	A	A

A = Absent
P = Present

TABLE 89
HISTORICAL SUMMARY DATA - WELL CR-3
RIALTO GWTS PERCHLORATE AND VOC REMEDIATION

ANALYTE	DATE / Lab ID / UNITS	12/2/10 1016840	12/10/10 1017416	12/17/10 1017795	12/23/10 1018053	12/29/10 1018287	12/29/10 1018287	1/5/11 1100339	1/13/11 1100773	1/20/11 1101162	1/26/10 1101510
GENERAL											
Chloride	mg/L	NA	NA	NA	NA	NA	NA	4.2	NA	NA	NA
Nitrate-Nitrogen	mg/L	NA	NA	NA	NA	NA	NA	NA	NA	NA	NA
Nitrate (NO3)	mg/L	NA	NA	NA	NA	NA	NA	12.0	NA	NA	NA
Perchlorate	µg/L	16	16	16	16	16	16	16	16	17	17
Sulfate	mg/L	NA	NA	NA	NA	NA	NA	14.0	NA	NA	NA
Total Alkalinity	mg/L	NA	NA	NA	NA	NA	NA	140	NA	NA	NA
Total Phenolics	µg/L	NA	NA	NA	NA	NA	NA	NA	NA	NA	NA
VOLATILE ORGANIC COMPOUNDS (EPA 52											
1,1,2-Trichloroethane	ug/L	NA	NA	NA	NA	NA	NA	NA	NA	NA	NA
1,2-Dichloropropane	µg/L	**0.20**	**0.22**	0.13	0.13	**0.20**	**0.20**	0.13	**0.14**	0.13	0.13
Bromochloromethane	µg/L	0.24	0.24	0.24	0.24	0.24	0.24	0.24	0.24	0.24	0.24
Bromodichloromethane	µg/L	0.14	0.14	0.14	0.14	0.14	0.14	0.14	0.14	0.14	0.14
Bromoform	µg/L	0.27	0.27	0.27	0.27	0.27	0.27	0.27	0.27	0.27	0.27
Bromomethane	µg/L	0.25	0.25	0.25	0.25	0.25	0.25	0.25	0.25	0.25	0.25
Chloroform	µg/L	0.12	0.12	0.12	0.12	0.12	0.12	0.12	0.12	0.12	0.12
Chloromethane	µg/L	0.14	0.14	0.14	0.14	0.14	0.14	0.14	0.14	0.14	0.14
Dibromochloromethane	µg/L	0.13	0.13	0.13	0.13	0.13	0.13	0.13	0.13	0.13	0.13
Tetrachloroethylene	µg/L	**0.15**	**0.21**	0.13	**0.18**	**0.15**	**0.15**	**0.17**	**0.23**	**0.19**	**0.18**
Trichloroethylene	µg/L	0.85	1.1	1.1	1.0	0.96	0.96	1.1	1.2	1.1	1.1
Total Trihalomethanes	µg/L	0.63	0.63	0.63	0.63	0.63	0.63	0.63	0.63	0.63	0.63
NDMA (EPA 8270C): NA											
N-Nitrosodimethylamine	µg/L	NA	NA	NA	NA	NA	NA	NA	NA	NA	NA
BACTERIOLOGICAL											
Heterotrophic Plate Count	CFU/mL	<1	<1	2	5	<1	<1	NA	1	2	<1
E-Coli	-	A	A	A	A	A	A	A	A	A	A
Total Coliform	-	A	A	A	A	A	A	A	A	A	A

A = Absent
P = Present

TABLE 89
HISTORICAL SUMMARY DATA - WELL CR-3
RIALTO GWTS PERCHLORATE AND VOC REMEDIATION

ANALYTE	DATE / Lab ID / UNITS	2/4/11 1102015	2/10/11 1102480	2/17/11 1102857	2/24/11 1103175	3/3/11 1103562	4/22/11 1106352	4/28/11 1106641	5/6/11 1107200	5/13/11 1107649	5/20/11 1108034
GENERAL											
Chloride	mg/L	3.9	NA	NA	NA	4.2	4.1	NA	4.4	NA	NA
Nitrate-Nitrogen	mg/L	NA	NA	NA	NA	NA	NA	NA	NA	NA	NA
Nitrate (NO3)	mg/L	11	NA	NA	NA	12	12	NA	12	NA	NA
Perchlorate	µg/L	16	17	17	16	16	19	17	20	18	18
Sulfate	mg/L	13	NA	NA	NA	13	13	NA	13	NA	NA
Total Alkalinity	mg/L	140	NA	NA	NA	140	140	NA	140	NA	NA
Total Phenolics	µg/L	NA	NA	NA	NA	**9.1**	70	NA	**5.7**	NA	NA
VOLATILE ORGANIC COMPOUNDS (EPA 52											
1,1,2-Trichloroethane	ug/L	NA	NA	NA	NA	NA	NA	NA	NA	NA	NA
1,2-Dichloropropane	µg/L	0.13	0.13	0.13	0.13	0.13	0.13	**0.19**	0.13	**0.22**	0.13
Bromochloromethane	µg/L	0.24	0.24	0.24	0.24	0.24	0.24	0.24	0.24	0.24	0.24
Bromodichloromethane	µg/L	0.14	0.14	0.14	0.14	0.14	0.14	0.14	0.14	0.14	0.14
Bromoform	µg/L	0.27	0.27	0.27	0.27	0.27	0.27	0.27	0.27	0.27	0.27
Bromomethane	µg/L	0.25	0.25	0.25	0.25	0.25	0.25	0.25	0.25	0.25	0.25
Chloroform	µg/L	0.12	0.12	0.12	0.12	0.12	0.12	0.12	0.12	0.12	0.12
Chloromethane	µg/L	0.14	0.14	0.14	0.14	0.14	0.14	0.14	0.14	0.14	0.14
Dibromochloromethane	µg/L	0.13	0.13	0.13	0.13	0.13	0.13	0.13	0.13	0.13	0.13
Tetrachloroethylene	µg/L	**0.15**	**0.17**	**0.15**	**0.16**	**0.14**	**0.16**	**0.19**	**0.16**	**0.16**	0.13
Trichloroethylene	µg/L	1.1	1.2	1.2	1.1	1.2	1.3	1.3	1.2	1.3	1.2
Total Trihalomethanes	µg/L	0.63	0.63	0.63	0.63	0.63	0.63	0.63	0.63	0.63	0.63
NDMA (EPA 8270C): NA											
N-Nitrosodimethylamine	µg/L	NA	NA	NA	NA	NA	NA	NA	NA	NA	NA
BACTERIOLOGICAL											
Heterotrophic Plate Count	CFU/mL	<1	<1	<1	<1	2	240	230	26	46	9
E-Coli	-	A	A	A	A	A	A	A	A	A	A
Total Coliform	-	A	A	A	A	A	A	A	A	A	A

A = Absent
P = Present

TABLE 89
HISTORICAL SUMMARY DATA - WELL CR-3
RIALTO GWTS PERCHLORATE AND VOC REMEDIATION

ANALYTE	DATE / Lab ID / UNITS	5/27/11 1108394	6/2/11 1108622	6/9/11 1109137	6/17/11 1109631	6/23/11 1109989	6/28/11 1110172	7/14/11 1111227	7/28/11 1112026	8/5/11 1112703
GENERAL										
Chloride	mg/L	NA	4.4	NA	NA	NA	NA	3.9	NA	NA
Nitrate-Nitrogen	mg/L	NA	NA	NA	NA	NA	NA	NA	NA	NA
Nitrate (NO3)	mg/L	NA	13	NA	NA	NA	NA	11	NA	NA
Perchlorate	µg/L	16	18	18	17	18	18	18	18	19
Sulfate	mg/L	NA	13	NA	NA	NA	NA	13	NA	NA
Total Alkalinity	mg/L	NA	140	NA	NA	NA	NA	140	NA	NA
Total Phenolics	µg/L	NA	4.9	NA	NA	NA	NA	4.9	NA	NA
VOLATILE ORGANIC COMPOUNDS (EPA 52										
1,1,2-Trichloroethane	ug/L	NA	NA	NA	NA	NA	NA	NA	NA	NA
1,2-Dichloropropane	µg/L	**0.23**	0.13	**0.24**	**0.22**	**0.29**	**0.18**	**0.26**	**0.23**	0.13
Bromochloromethane	µg/L	0.24	0.24	0.24	0.24	0.24	0.24	0.24	0.24	0.24
Bromodichloromethane	µg/L	0.14	0.14	0.14	0.14	0.14	0.14	0.14	0.14	0.14
Bromoform	µg/L	0.27	0.27	0.27	0.27	0.27	0.27	0.27	0.27	0.27
Bromomethane	µg/L	0.25	0.25	0.25	0.25	0.25	0.25	0.25	0.25	0.25
Chloroform	µg/L	0.12	0.12	0.12	0.12	0.12	0.12	0.12	0.12	0.12
Chloromethane	µg/L	0.14	0.14	0.14	0.14	0.14	0.14	0.14	0.14	0.14
Dibromochloromethane	µg/L	0.13	0.13	0.13	0.13	0.13	0.13	0.13	0.13	0.13
Tetrachloroethylene	µg/L	**0.19**	**0.18**	0.13	0.13	**0.21**	**0.20**	**0.26**	**0.21**	**0.24**
Trichloroethylene	µg/L	1.3	1.2	0.085	0.085	1.4	1.4	1.4	1.5	0.085
Total Trihalomethanes	µg/L	0.63	0.63	0.63	0.63	0.63	0.63	0.63	0.63	0.63
NDMA (EPA 8270C): NA										
N-Nitrosodimethylamine	µg/L	NA	NA	NA	NA	NA	NA	NA	NA	NA
BACTERIOLOGICAL										
Heterotrophic Plate Count	CFU/mL	16	<1	55	1	14	10	10	1	<1
E-Coli	-	A	A	A	A	A	A	A	A	A
Total Coliform	-	A	A	A	A	A	A	A	A	A

A = Absent
P = Present

TABLE 89
HISTORICAL SUMMARY DATA - WELL CR-3
RIALTO GWTS PERCHLORATE AND VOC REMEDIATION

ANALYTE	DATE / Lab ID / UNITS	8/11/11 1113058	8/18/11 1113466	8/25/11 111374	9/2/11 1114243	9/8/11 1114586	9/15/11 1115120	9/21/11 1115469	10/6/11 1116441	10/13/11 1116916
GENERAL										
Chloride	mg/L	4.4	NA	NA	NA	4.6	NA	NA	4.6	NA
Nitrate-Nitrogen	mg/L	NA	NA	NA	NA	NA	NA	NA	NA	NA
Nitrate (NO3)	mg/L	13	NA	NA	NA	13	NA	NA	12	NA
Perchlorate	µg/L	19	19	18	19	19	17	17	0.27	19
Sulfate	mg/L	13	NA	NA	NA	13	NA	NA	13	NA
Total Alkalinity	mg/L	140	NA	NA	NA	140	NA	NA	140	NA
Total Phenolics	µg/L	4.9	NA	NA	NA	4.9	NA	NA	70	NA
VOLATILE ORGANIC COMPOUNDS (EPA 52										
1,1,2-Trichloroethane	ug/L	NA	NA	NA	NA	NA	NA	NA	NA	NA
1,2-Dichloropropane	µg/L	**0.26**	0.13	0.13	**0.29**	**0.19**	0.13	**0.29**	**0.27**	**0.34**
Bromochloromethane	µg/L	0.24	0.24	0.24	0.24	0.24	0.24	0.24	0.24	0.24
Bromodichloromethane	µg/L	0.14	0.14	0.14	0.14	0.14	0.14	0.14	0.14	0.14
Bromoform	µg/L	0.27	0.27	0.27	0.27	0.27	0.27	0.27	0.27	0.27
Bromomethane	µg/L	0.25	0.25	0.25	0.25	0.25	0.25	0.25	0.25	0.25
Chloroform	µg/L	0.12	0.12	0.12	0.12	0.12	0.12	0.12	0.12	**0.14**
Chloromethane	µg/L	0.14	0.14	0.14	0.14	0.14	0.14	0.14	0.14	0.14
Dibromochloromethane	µg/L	0.13	0.13	0.13	0.13	0.13	0.13	0.13	0.13	0.13
Tetrachloroethylene	µg/L	**0.20**	**0.26**	**0.21**	**0.24**	**0.26**	**0.15**	**0.26**	**0.26**	**0.27**
Trichloroethylene	µg/L	1.5	1.5	1.4	1.7	1.7	1.1	1.8	1.9	2.4
Total Trihalomethanes	µg/L	0.63	0.63	0.63	0.63	0.63	0.63	0.63	0.63	0.63
NDMA (EPA 8270C): NA										
N-Nitrosodimethylamine	µg/L	NA	NA	NA	NA	NA	NA	NA	NA	NA
BACTERIOLOGICAL										
Heterotrophic Plate Count	CFU/mL	<1	5	1	9	10	1	7	14	<1
E-Coli	-	A	A	A	A	A	A	A	A	A
Total Coliform	-	A	A	A	A	A	A	A	A	A

A = Absent
P = Present

TABLE 89
HISTORICAL SUMMARY DATA - WELL CR-3
RIALTO GWTS PERCHLORATE AND VOC REMEDIATION

ANALYTE	DATE / Lab ID / UNITS	10/20/11 1117376	10/27/11 1117842	11/3/11 1118239	12/1/11 1119785	12/15/11 1120704	12/21/11 1121018	12/28/11 1121233	1/5/12 1200385	1/12/12 1200837
GENERAL										
Chloride	mg/L	NA	NA	4.4	5.0	NA	NA	NA	NA	NA
Nitrate-Nitrogen	mg/L	NA	NA	NA	NA	NA	NA	NA	NA	NA
Nitrate (NO3)	mg/L	NA	NA	12	13	NA	NA	NA	13	NA
Perchlorate	µg/L	20	21	17	20	19	19	18	19	17
Sulfate	mg/L	NA	NA	13	13	NA	NA	NA	14	NA
Total Alkalinity	mg/L	NA	NA	140	370	NA	NA	NA	140	NA
Total Phenolics	µg/L	NA	NA	4.9	4.9	NA	NA	NA	4.9	NA
VOLATILE ORGANIC COMPOUNDS (EPA 52										
1,1,2-Trichloroethane	ug/L	NA	NA	NA	NA	NA	NA	NA	NA	NA
1,2-Dichloropropane	µg/L	**0.34**	**0.15**	**0.25**	**0.35**	**0.27**	**0.25**	**0.23**	**0.32**	**0.27**
Bromochloromethane	µg/L	0.24	0.24	0.24	0.24	0.24	0.24	0.24	0.24	0.24
Bromodichloromethane	µg/L	0.14	0.14	0.14	0.14	0.14	0.14	0.14	0.14	0.14
Bromoform	µg/L	0.27	0.27	0.27	0.27	0.27	0.27	0.27	0.27	0.27
Bromomethane	µg/L	0.25	0.25	0.25	0.25	0.25	0.25	0.25	0.25	0.25
Chloroform	µg/L	0.12	0.12	0.12	0.12	0.12	0.12	0.12	0.12	0.12
Chloromethane	µg/L	0.14	0.14	0.14	0.14	0.14	0.14	0.14	0.14	0.14
Dibromochloromethane	µg/L	0.13	0.13	0.13	0.13	0.13	0.13	0.13	0.13	0.13
Tetrachloroethylene	µg/L	**0.28**	**0.27**	**0.18**	**0.30**	**0.25**	**0.22**	**0.20**	**0.19**	**0.24**
Trichloroethylene	µg/L	2.3	1.8	1.6	2.7	1.9	1.8	1.7	1.8	1.8
Total Trihalomethanes	µg/L	0.63	0.63	0.63	0.63	0.63	0.63	0.63	0.63	0.63
NDMA (EPA 8270C): NA										
N-Nitrosodimethylamine	µg/L	NA	NA	NA	NA	NA	NA	NA	NA	NA
BACTERIOLOGICAL										
Heterotrophic Plate Count	CFU/mL	<1	7	<1	4	4	2	<1	5	<1
E-Coli	-	A	A	A	A	A	A	A	A	A
Total Coliform	-	A	A	A	A	A	A	A	A	A

A = Absent
P = Present

TABLE 89
HISTORICAL SUMMARY DATA - WELL CR-3
RIALTO GWTS PERCHLORATE AND VOC REMEDIATION

ANALYTE	DATE / Lab ID / UNITS	1/19/12 121193	1/27/12 1201591	2/1/12 1201920	2/9/12 1202414	2/20/12 1203040	2/23/12 1203341	3/1/12 1203783	3/8/12	3/15/12 1204785
GENERAL										
Chloride	mg/L	NA	NA	4.7	NA	NA	NA	NA	4.3	NA
Nitrate-Nitrogen	mg/L	NA	NA	NA	NA	NA	NA	NA	NA	NA
Nitrate (NO3)	mg/L	NA	NA	12	NA	NA	NA	NA	11	NA
Perchlorate	µg/L	20	19	18	18	19	18	17	17	20
Sulfate	mg/L	NA	NA	13	NA	NA	NA	NA	12	NA
Total Alkalinity	mg/L	NA	NA	140	NA	NA	NA	NA	140	NA
Total Phenolics	µg/L	NA	NA	NA	NA	NA	4.9	4.9	4.9	4.9
VOLATILE ORGANIC COMPOUNDS (EPA 52										
1,1,2-Trichloroethane	ug/L	NA	NA	NA	NA	NA	NA	NA	NA	NA
1,2-Dichloropropane	µg/L	**0.36**	**0.32**	**0.32**	**0.31**	**0.33**	**0.33**	**0.30**	**0.29**	**0.30**
Bromochloromethane	µg/L	0.24	0.24	0.24	0.24	0.24	0.24	0.24	0.24	0.24
Bromodichloromethane	µg/L	0.14	0.14	0.14	0.14	0.14	0.14	0.14	0.14	0.14
Bromoform	µg/L	0.27	0.27	0.27	0.27	0.27	0.27	0.27	0.27	0.27
Bromomethane	µg/L	0.25	0.25	0.25	0.25	0.25	0.25	0.25	0.25	0.25
Chloroform	µg/L	0.12	0.12	0.12	0.12	0.12	0.12	0.12	0.12	**0.17**
Chloromethane	µg/L	0.14	0.14	0.14	0.14	0.14	0.14	0.14	0.14	0.14
Dibromochloromethane	µg/L	0.13	0.13	0.13	0.13	0.13	0.13	0.13	0.13	0.13
Tetrachloroethylene	µg/L	**0.24**	**0.26**	**0.20**	**0.27**	**0.24**	**0.22**	**0.26**	**0.26**	**0.20**
Trichloroethylene	µg/L	2.0	2.1	1.8	2.0	2.0	1.9	2.0	2.0	1.9
Total Trihalomethanes	µg/L	0.63	0.63	0.63	0.63	0.63	0.63	0.63	0.63	0.63
NDMA (EPA 8270C): NA										
N-Nitrosodimethylamine	µg/L	NA	NA	NA	NA	NA	NA	NA	NA	NA
BACTERIOLOGICAL										
Heterotrophic Plate Count	CFU/mL	<1	3	2	5	<1	<1	<1	<1	<1
E-Coli	-	A	A	A	A	A	A	A	A	A
Total Coliform	-	A	A	A	A	A	A	A	A	A

A = Absent
P = Present

TABLE 89
HISTORICAL SUMMARY DATA - WELL CR-3
RIALTO GWTS PERCHLORATE AND VOC REMEDIATION

ANALYTE	DATE / Lab ID / UNITS	3/22/12 1205156	3/29/12 1205567-1	4/5/12 1206076	4/13/12 1206710	4/19/12 1207152	4/27/12 1207668	5/3/12 1208248	5/11/12 1208735	5/16/12 1209134
GENERAL										
Chloride	mg/L	NA	NA	4.9	NA	NA	NA	4.5	NA	NA
Nitrate-Nitrogen	mg/L	NA	NA	NA	NA	NA	NA	NA	NA	NA
Nitrate (NO3)	mg/L	NA	NA	12	NA	NA	NA	12	NA	NA
Perchlorate	µg/L	19	19	19	19	18	20	20	20	20
Sulfate	mg/L	NA	NA	14	NA	NA	NA	13	NA	NA
Total Alkalinity	mg/L	NA	NA	140	NA	NA	NA	140	NA	NA
Total Phenolics	µg/L	4.9	4.9	**5.4**	4.9	4.9	**5.5**	**5.9**	4.9	4.9
VOLATILE ORGANIC COMPOUNDS (EPA 52										
1,1,2-Trichloroethane	ug/L	NA	NA	NA	NA	NA	NA	NA	NA	NA
1,2-Dichloropropane	µg/L	**0.36**	**0.31**	**0.28**	**0.34**	**0.34**	**0.33**	**0.34**	**0.35**	**0.32**
Bromochloromethane	µg/L	0.24	0.24	0.24	0.24	0.24	0.24	0.24	0.24	0.24
Bromodichloromethane	µg/L	0.14	0.14	0.14	0.14	0.14	0.14	0.14	0.14	0.14
Bromoform	µg/L	0.27	0.27	0.27	0.27	0.27	0.27	0.27	0.27	0.27
Bromomethane	µg/L	0.25	0.25	0.25	0.25	0.25	0.25	2.0	0.25	0.25
Chloroform	µg/L	0.12	0.12	0.12	0.12	0.12	0.12	**0.16**	0.12	0.12
Chloromethane	µg/L	0.14	0.14	0.14	0.14	0.14	0.14	0.14	0.14	0.14
Dibromochloromethane	µg/L	0.13	0.13	0.13	0.13	0.13	0.13	0.13	0.13	0.13
Tetrachloroethylene	µg/L	**0.20**	**0.19**	**0.17**	**0.26**	**0.24**	**0.25**	**0.26**	**0.28**	**0.23**
Trichloroethylene	µg/L	1.9	1.6	1.8	2.0	1.3	2.0	2.1	2.2	2.0
Total Trihalomethanes	µg/L	0.63	0.63	0.63	0.63	0.63	0.63	0.63	0.63	0.63
NDMA (EPA 8270C): NA										
N-Nitrosodimethylamine	µg/L	NA	NA	NA	NA	NA	NA	NA	NA	NA
BACTERIOLOGICAL										
Heterotrophic Plate Count	CFU/mL	1	2	<1	3			<1		
E-Coli	-	A	A	A	A			A		
Total Coliform	-	A	A	A	A			A		

A = Absent
P = Present

TABLE 89
HISTORICAL SUMMARY DATA - WELL CR-3
RIALTO GWTS PERCHLORATE AND VOC REMEDIATION

ANALYTE	DATE / Lab ID / UNITS	5/24/12 1209539	5/31/12 1209874	6/5/12 1210324	6/14/12 1210904	6/21/12 1211330	6/27/12 1211804	7/3/12 1212112	7/12/12 1212852	7/20/12 1213466
GENERAL										
Chloride	mg/L	NA	NA	4.2	NA	NA	NA	4.7	NA	NA
Nitrate-Nitrogen	mg/L	NA	NA	NA	NA	NA	NA	NA	NA	NA
Nitrate (NO3)	mg/L	NA	NA	12	NA	NA	NA	13	NA	NA
Perchlorate	µg/L	17	18	19	20	21	20	13	16	17
Sulfate	mg/L	NA	18.0	13	NA	NA	NA	14	NA	NA
Total Alkalinity	mg/L	NA	NA	140	NA	NA	NA	140	NA	NA
Total Phenolics	µg/L	4.9	4.9	4.9	4.9	4.9	4.9	4.9	4.9	4.9
VOLATILE ORGANIC COMPOUNDS (EPA 52										
1,1,2-Trichloroethane	ug/L	NA	NA	NA	NA	NA	NA	NA	NA	NA
1,2-Dichloropropane	µg/L	**0.34**	**0.31**	**0.34**	**0.36**	**0.31**	**0.34**	**0.32**	**0.36**	**0.31**
Bromochloromethane	µg/L	0.24	0.24	0.24	0.24	0.24	0.24	0.24	0.24	0.24
Bromodichloromethane	µg/L	0.14	0.14	0.14	0.14	0.14	0.14	0.14	0.14	0.14
Bromoform	µg/L	0.27	0.27	0.27	0.27	0.27	0.27	0.27	0.27	0.27
Bromomethane	µg/L	0.25	0.25	0.25	0.25	0.25	0.25	0.25	0.25	0.25
Chloroform	µg/L	0.12	0.12	0.12	0.12	0.12	0.12	0.12	0.12	0.12
Chloromethane	µg/L	0.14	0.14	0.14	0.14	0.14	0.14	0.14	0.14	0.14
Dibromochloromethane	µg/L	0.13	0.13	0.13	0.13	0.13	0.13	0.13	0.13	0.13
Tetrachloroethylene	µg/L	**0.23**	**0.25**	**0.26**	**0.26**	**0.25**	**0.25**	**0.24**	**0.27**	**0.24**
Trichloroethylene	µg/L	2.0	2.0	2.0	2.3	2.0	2.2	2.0	2.1	1.9
Total Trihalomethanes	µg/L	0.63	0.63	0.63	0.63	0.63	0.63	0.63	0.63	0.63
NDMA (EPA 8270C): NA										
N-Nitrosodimethylamine	µg/L	NA	NA	NA	NA	NA	NA	NA	NA	NA
BACTERIOLOGICAL										
Heterotrophic Plate Count	CFU/mL			2				1	1	
E-Coli	-			A				A	A	
Total Coliform	-			A				A	A	

A = Absent
P = Present

TABLE 89
HISTORICAL SUMMARY DATA - WELL CR-3
RIALTO GWTS PERCHLORATE AND VOC REMEDIATION

ANALYTE	DATE / Lab ID / UNITS	7/26/12 1213850	8/2/12 1214361	8/9/12 1214935	8/15/12 1215495	8/24/12 1216091	8/31/12 1216486	9/6/12 1216897	9/12/12 1217434	9/18/12 1217747
GENERAL										
Chloride	mg/L	NA	4.6	NA	NA	NA	NA	4.6	NA	NA
Nitrate-Nitrogen	mg/L	NA	NA	NA	NA	NA	NA	NA	NA	NA
Nitrate (NO3)	mg/L	NA	13	NA	NA	NA	NA	12	NA	NA
Perchlorate	µg/L	13	15	17	20	18	23	25	22	16
Sulfate	mg/L	NA	14	NA	NA	NA	NA	14	NA	NA
Total Alkalinity	mg/L	NA	140	NA	NA	NA	NA	140	NA	NA
Total Phenolics	µg/L	4.9	4.9	4.9	**9.0**	4.9	4.9	4.9	4.9	4.9
VOLATILE ORGANIC COMPOUNDS (EPA 52										
1,1,2-Trichloroethane	ug/L	NA	NA	NA	NA	NA	NA	NA	NA	NA
1,2-Dichloropropane	µg/L	0.13	0.13	0.13	**0.39**	**0.40**	**0.43**	**0.39**	**0.37**	**0.44**
Bromochloromethane	µg/L	0.24	0.24	0.24	0.24	0.24	0.24	0.24	0.24	0.24
Bromodichloromethane	µg/L	0.14	0.14	0.14	0.14	0.14	0.14	0.14	0.14	0.14
Bromoform	µg/L	0.27	0.27	0.27	0.27	0.27	0.27	0.27	0.27	0.27
Bromomethane	µg/L	0.25	0.25	0.25	0.25	0.25	0.25	0.25	0.25	0.25
Chloroform	µg/L	0.12	0.12	0.12	0.12	0.12	0.12	0.12	0.12	0.12
Chloromethane	µg/L	0.14	0.14	0.14	0.14	0.14	0.14	0.14	0.14	0.14
Dibromochloromethane	µg/L	0.13	0.13	0.13	0.13	0.13	0.13	0.13	0.13	0.13
Tetrachloroethylene	µg/L	**0.27**	**0.27**	**0.28**	0.13	**0.31**	**0.26**	**0.27**	**0.31**	**0.29**
Trichloroethylene	µg/L	2.1	2.3	2.1	2.0	2.0	2.4	2.4	2.3	2.6
Total Trihalomethanes	µg/L	0.63	0.63	0.63	0.63	0.63	0.63	0.63	0.63	0.63
NDMA (EPA 8270C): NA										
N-Nitrosodimethylamine	µg/L	NA	NA	NA	NA	NA	NA	NA	NA	NA
BACTERIOLOGICAL										
Heterotrophic Plate Count	CFU/mL		<1				<1	<1		
E-Coli	-		A				A	A		
Total Coliform	-		A				A	A		

A = Absent
P = Present

TABLE 89
HISTORICAL SUMMARY DATA - WELL CR-3
RIALTO GWTS PERCHLORATE AND VOC REMEDIATION

ANALYTE	DATE / Lab ID / UNITS	9/26/12 1218333	10/3/12 1219061	10/11/12 1219644	10/18/12 1220194	10/25/12 1220727	11/1/12 1221109	11/8/12 1221656	11/15/12 1222288	11/21/12 1222588
GENERAL										
Chloride	mg/L	NA	4.9	NA	NA	NA	4.7	NA	NA	NA
Nitrate-Nitrogen	mg/L	NA	NA	NA	NA	NA	NA	NA	NA	NA
Nitrate (NO3)	mg/L	NA	12	NA	NA	NA	13	NA	NA	NA
Perchlorate	µg/L	17	20	16	16	15	17	15	16	16
Sulfate	mg/L	NA	13	NA	NA	NA	14	NA	NA	NA
Total Alkalinity	mg/L	NA	140	NA	NA	NA	140	NA	NA	NA
Total Phenolics	µg/L	4.9	4.9	4.9	58	820	**5.5**	4.9	4.9	4.9
VOLATILE ORGANIC COMPOUNDS (EPA 52										
1,1,2-Trichloroethane	ug/L	NA	NA	NA	NA	NA	NA	NA	NA	NA
1,2-Dichloropropane	µg/L	**0.29**	**0.45**	**0.39**	**0.41**	**0.42**	**0.38**	**0.47**	**0.38**	**0.37**
Bromochloromethane	µg/L	0.24	0.24	0.24	0.24	0.24	0.24	0.24	0.24	0.24
Bromodichloromethane	µg/L	0.14	0.14	0.14	0.14	0.14	0.14	0.14	0.14	0.14
Bromoform	µg/L	0.27	0.27	0.27	0.27	0.27	0.27	0.27	0.27	0.27
Bromomethane	µg/L	0.25	0.25	0.25	0.25	0.25	0.25	0.25	0.25	0.25
Chloroform	µg/L	0.12	0.12	0.12	0.12	0.12	0.12	0.12	0.12	0.12
Chloromethane	µg/L	0.14	0.14	0.14	0.14	0.14	0.14	**0.22**	**0.35**	**0.28‡**
Dibromochloromethane	µg/L	0.13	0.13	0.13	0.13	0.13	0.13	0.13	0.13	0.13
Tetrachloroethylene	µg/L	**0.22**	**0.30**	**0.29**	**0.27**	**0.30**	**0.32**	**0.33**	**0.28**	0.13
Trichloroethylene	µg/L	1.9	2.8	2.5	2.4	2.6	2.5	2.8	2.7	2.6
Total Trihalomethanes	µg/L	0.63	0.63	0.63	0.63	0.63	0.63	0.63	0.63	0.63
NDMA (EPA 8270C): NA										
N-Nitrosodimethylamine	µg/L	NA	NA	NA	NA	NA	NA	NA	NA	NA
BACTERIOLOGICAL										
Heterotrophic Plate Count	CFU/mL		<1							
E-Coli	-		A							
Total Coliform	-		A							

A = Absent
P = Present

TABLE 89
HISTORICAL SUMMARY DATA - WELL CR-3
RIALTO GWTS PERCHLORATE AND VOC REMEDIATION

ANALYTE	DATE / Lab ID / UNITS	11/27/12 1222791	12/5/12 1223576	12/19/12 1224617	12/28/12 1225051	1/4/13 1300323	1/10/13 1300766	1/17/13 1301225	1/24/13 1301681	1/30/13 1302158
GENERAL										
Chloride	mg/L	NA	4.4	NA	NA	4.7	4.2	NA	NA	NA
Nitrate-Nitrogen	mg/L	NA	NA	NA	NA	NA	NA	NA	NA	NA
Nitrate (NO3)	mg/L	NA	12	NA	NA	14	13	NA	NA	NA
Perchlorate	µg/L	16	20	19	20	19	19	18	18	18
Sulfate	mg/L	NA	13	NA	NA	14	13	NA	NA	NA
Total Alkalinity	mg/L	NA	140	NA	NA	150	140	NA	NA	NA
Total Phenolics	µg/L	4.9	**3.1**	2.5	**4.4**	**2.5**	**7.3**	**9.5**	**9.5**	2.5
VOLATILE ORGANIC COMPOUNDS (EPA 52										
1,1,2-Trichloroethane	ug/L	NA	NA	NA	NA	NA	NA	NA	NA	NA
1,2-Dichloropropane	µg/L	**0.46**	**0.46**	**0.37**	**0.38**	**0.36**	**0.43**	**0.42**	**0.38**	**0.38**
Bromochloromethane	µg/L	0.24	0.24	0.24	0.24	0.24	0.24	0.24	0.24	0.24
Bromodichloromethane	µg/L	0.14	0.14	0.14	0.14	0.14	0.14	0.14	0.14	0.14
Bromoform	µg/L	0.27	0.27	0.27	0.27	0.27	0.27	0.27	0.27	0.27
Bromomethane	µg/L	0.25	0.25	0.25	0.25	0.25	0.25	0.25	0.25	0.25
Chloroform	µg/L	0.12	0.12	0.12	0.12	0.12	0.12	0.12	0.12	0.12
Chloromethane	µg/L	0.14	0.14	0.14	0.14	**0.27‡**	**0.17**	**0.18**	0.14	0.14
Dibromochloromethane	µg/L	0.13	0.13	0.13	0.13	0.13	0.13	0.13	0.13	0.13
Tetrachloroethylene	µg/L	**0.35**	**0.34**	**0.32**	**0.31**	**0.29**	**0.35**	**0.27**	**0.26**	**0.26**
Trichloroethylene	µg/L	2.7	2.9	3.2	3.1	2.7	3.1	2.8	2.5	2.5
Total Trihalomethanes	µg/L	0.63	0.63	0.63	0.63	0.63	0.63	0.63	0.63	0.63
NDMA (EPA 8270C): NA										
N-Nitrosodimethylamine	µg/L	NA	NA	NA	NA	NA	NA	NA	NA	NA
BACTERIOLOGICAL										
Heterotrophic Plate Count	CFU/mL		<1			<1		<1		
E-Coli	-		A			A		A		
Total Coliform	-		A			A		A		

A = Absent
P = Present

TABLE 89
HISTORICAL SUMMARY DATA - WELL CR-3
RIALTO GWTS PERCHLORATE AND VOC REMEDIATION

ANALYTE	DATE / Lab ID / UNITS	2/6/13 1302610	2/14/13 1303241	2/21/13 1303637	2/21/13 1303637	2/28/13 1304124	3/7/13 1304725	3/14/13 1305270	3/20/13 1305666	3/27/13 1306141
GENERAL										
Chloride	mg/L	6.2	NA	NA	NA	NA	4.7	NA	NA	NA
Nitrate-Nitrogen	mg/L	NA	NA	NA	NA	NA	NA	NA	NA	NA
Nitrate (NO3)	mg/L	12	NA	NA	NA	NA	13	NA	NA	NA
Perchlorate	µg/L	20	19	22	22	18	20	19	20	19
Sulfate	mg/L	14	NA	NA	NA	NA	13	NA	NA	NA
Total Alkalinity	mg/L	140	NA	NA	NA	NA	140	NA	NA	NA
Total Phenolics	µg/L	2.5	**3.1**	2.5	2.5	2.5	**4.1**	**2.8**	2.5	2.5
VOLATILE ORGANIC COMPOUNDS (EPA 52										
1,1,2-Trichloroethane	ug/L	NA	NA	NA	NA	NA	NA	NA	NA	NA
1,2-Dichloropropane	µg/L	**0.41**	**0.38**	**0.42**	**0.42**	**0.40**	**0.42**	**0.43**	**0.45**	**0.45**
Bromochloromethane	µg/L	0.24	0.24	0.24	0.24	0.24	0.24	0.24	0.24	0.24
Bromodichloromethane	µg/L	0.14	0.14	0.14	0.14	0.14	0.14	0.14	0.14	0.14
Bromoform	µg/L	0.27	0.27	0.27	0.27	0.27	0.27	0.27	0.27	0.27
Bromomethane	µg/L	0.25	0.25	0.25	0.25	0.25	0.25	0.25	0.25	0.25
Chloroform	µg/L	0.12	0.12	**0.12**	**0.12**	0.12	0.12	0.12	0.12	0.12
Chloromethane	µg/L	0.14	0.14	0.14	0.14	0.14	0.14	**0.36**	0.14	0.14
Dibromochloromethane	µg/L	0.13	0.13	0.13	0.13	0.13	0.13	0.13	0.13	0.13
Tetrachloroethylene	µg/L	**0.32**	**0.32**	**0.33**	**0.33**	**0.33**	**0.31**	**0.33**	**0.32**	**0.33**
Trichloroethylene	µg/L	2.8	2.7	2.7	2.7	2.8	2.7	2.9	3.2	3.0
Total Trihalomethanes	µg/L	0.63	0.63	0.63	0.63	0.63	0.63	0.63	0.63	0.63
NDMA (EPA 8270C): NA										
N-Nitrosodimethylamine	µg/L	NA	NA	NA	NA	NA	NA	NA	NA	NA
BACTERIOLOGICAL										
Heterotrophic Plate Count	CFU/mL	<1	<1	<1	<1		<1			
E-Coli	-	A	A	A	A		A			
Total Coliform	-	A	A	A	A		A			

A = Absent
P = Present

TABLE 89
HISTORICAL SUMMARY DATA - WELL CR-3
RIALTO GWTS PERCHLORATE AND VOC REMEDIATION

ANALYTE	DATE / Lab ID / UNITS	4/4/13 1306887	4/10/13 1307343	4/18/13 1307999	4/25/13 1308496	5/3/13 1309143	5/9/13 1309698	5/23/13 1310816	5/30/13 1311172	6/6/13 1311887
GENERAL										
Chloride	mg/L	4.5	NA	NA	NA	4.3	NA	NA	NA	4.6
Nitrate-Nitrogen	mg/L	NA	NA	NA	NA	NA	NA	NA	NA	NA
Nitrate (NO3)	mg/L	13	NA	NA	NA	13	NA	NA	NA	13
Perchlorate	µg/L	20	20	19	17	17	19	18	19	19
Sulfate	mg/L	13	NA	NA	NA	13	NA	NA	NA	14
Total Alkalinity	mg/L	140	NA	NA	NA	140	NA	NA	NA	140
Total Phenolics	µg/L	**8.2**	2.5	2.5	**3.9**	**7.9**	**4.1**	**2.9**	**2.9**	**2.9**
VOLATILE ORGANIC COMPOUNDS (EPA 52										
1,1,2-Trichloroethane	ug/L	NA	NA	NA	NA	NA	NA	NA	NA	NA
1,2-Dichloropropane	µg/L	**0.41**	**0.49**	**0.44**	**0.46**	**0.45**	**0.41**	**0.43**	**0.37**	**0.44**
Bromochloromethane	µg/L	0.24	0.24	0.24	0.24	0.24	0.24	0.24	0.24	0.24
Bromodichloromethane	µg/L	0.14	0.14	0.14	0.14	0.14	0.14	0.14	0.14	0.14
Bromoform	µg/L	0.27	0.27	0.27	0.27	0.27	0.27	0.27	0.27	0.27
Bromomethane	µg/L	0.25	0.25	0.25	0.25	0.25	0.25	0.25	0.25	0.25
Chloroform	µg/L	0.12	0.12	0.12	0.12	0.12	0.12	0.12	0.12	0.12
Chloromethane	µg/L	0.14	0.14	0.14	0.14	0.14	0.14	0.14	0.14	0.14
Dibromochloromethane	µg/L	0.13	0.13	0.13	0.13	0.13	0.13	0.13	0.13	0.13
Tetrachloroethylene	µg/L	0.13	**0.49**	**0.31**	**0.30**	**0.28**	**0.27**	**0.30**	**0.30**	**0.37**
Trichloroethylene	µg/L	3.0	3.4	2.9	2.8	2.9	2.7	2.9	2.9	3.0
Total Trihalomethanes	µg/L	0.63	0.63	0.63	0.63	0.63	0.63	0.63	0.63	0.63
NDMA (EPA 8270C): NA										
N-Nitrosodimethylamine	µg/L	NA	NA	NA	NA	NA	NA	NA	NA	NA
BACTERIOLOGICAL										
Heterotrophic Plate Count	CFU/mL	<1				<1		<1	<1	<1
E-Coli	-	A				A		A	A	A
Total Coliform	-	A				A		A	A	A

A = Absent
P = Present

TABLE 89
HISTORICAL SUMMARY DATA - WELL CR-3
RIALTO GWTS PERCHLORATE AND VOC REMEDIATION

ANALYTE	DATE / Lab ID / UNITS	6/13/13 1312464	6/20/13 1312931	6/27/13 1313489	7/2/13 13G0201	7/9/13 13G0704	7/16/13 13G1301	7/23/13 13G1899	7/30/13 13G2375	8/6/13 13H0390
GENERAL										
Chloride	mg/L	NA	NA	NA	NA	NA	NA	NA	NA	NA
Nitrate-Nitrogen	mg/L	NA	NA	NA	NA	NA	NA	NA	NA	NA
Nitrate (NO3)	mg/L	NA	NA	NA	NA	NA	NA	NA	NA	NA
Perchlorate	µg/L	18	18	19	18	18	18	19	18	17
Sulfate	mg/L	NA	NA	NA	NA	NA	NA	NA	NA	NA
Total Alkalinity	mg/L	NA	NA	NA	NA	NA	NA	NA	NA	NA
Total Phenolics	µg/L	6.3	6.3	NA	NA	NA	NA	NA	NA	NA
VOLATILE ORGANIC COMPOUNDS (EPA 52										
1,1,2-Trichloroethane	ug/L	NA	NA	NA	NA	NA	NA	NA	NA	NA
1,2-Dichloropropane	µg/L	**0.43**	**0.43**	**0.46**	0.51	0.50	1.0	1.0	**0.47**	**0.35**
Bromochloromethane	µg/L	0.24	0.24	0.24	NA	NA	NA	NA	NA	NA
Bromodichloromethane	µg/L	0.14	0.14	0.14	0.13	0.13	0.13	0.13	0.13	0.13
Bromoform	µg/L	0.27	0.27	0.27	NA	NA	NA	NA	NA	NA
Bromomethane	µg/L	0.25	0.25	0.25	NA	NA	NA	NA	NA	NA
Chloroform	µg/L	0.12	0.12	0.12	0.12	0.12	0.12	0.12	0.12	0.12
Chloromethane	µg/L	0.14	0.14	0.14	NA	NA	NA	NA	NA	NA
Dibromochloromethane	µg/L	0.13	0.13	0.13	0.10	0.10	0.10	0.10	0.10	0.10
Tetrachloroethylene	µg/L	**0.34**	**0.29**	**0.30**	0.50	0.50	0.50	0.50	**0.35**	**0.28**
Trichloroethylene	µg/L	2.9	2.8	3.0	3.2	2.4	2.3	1.5	2.4	2.3
Total Trihalomethanes	µg/L	0.63	0.63	0.63	NA	1.0	1.0	1.0	ND	ND
NDMA (EPA 8270C): NA										
N-Nitrosodimethylamine	µg/L	NA	NA	NA	NA	NA	NA	NA	NA	NA
BACTERIOLOGICAL										
Heterotrophic Plate Count	CFU/mL	1	3	<1	<1	<1	<1	<2	<1	<1
E-Coli	-	A	A	A	A	A	A	A	A	A
Total Coliform	-	A	A	A	A	A	A	A	A	A

A = Absent
P = Present

TABLE 89
HISTORICAL SUMMARY DATA - WELL CR-3
RIALTO GWTS PERCHLORATE AND VOC REMEDIATION

ANALYTE	DATE / Lab ID / UNITS	8/13/13 13H1000	8/20/13 13H1606	8/27/13 13H2119	9/3/13 13I0029	9/11/13 13I0833	9/17/13 13I1320	9/24/13 13I1788	10/1/13 13J0107	10/8/13 13J0676
GENERAL										
Chloride	mg/L	NA	NA	NA	4.40	4.52	0.493	3.9	NA	NA
Nitrate-Nitrogen	mg/L	NA	NA	NA	2.82	4.55	3.97	2.5	NA	NA
Nitrate (NO3)	mg/L	NA	NA	NA	12.5	12.4	0.760	11	NA	NA
Perchlorate	µg/L	18	19	19	17.0	16.6	4.67	0.27	18	18
Sulfate	mg/L	NA	NA	NA	13.0	13.4	1.25	11	NA	NA
Total Alkalinity	mg/L	NA	NA	NA	140	152	52.0	140	NA	NA
Total Phenolics	µg/L	**0.01**	0.0042	0.0042	NC	NC	NC	0.0042	0.0042	0.0042
VOLATILE ORGANIC COMPOUNDS (EPA 52										
1,1,2-Trichloroethane	ug/L	NA	NA	NA	NC	NC	NC	NA	NA	NA
1,2-Dichloropropane	µg/L	**0.43**	**0.47**	**0.47**	**NC**	**NC**	**NC**	0.12	**0.37**	**0.46**
Bromochloromethane	µg/L	NA	NA	NA	NC	NC	NC	0.11	NA	NA
Bromodichloromethane	µg/L	0.13	0.13	0.13	NC	NC	NC	0.12	0.13	0.13
Bromoform	µg/L	NA	NA	NA	NC	NC	NC	0.22	NA	NA
Bromomethane	µg/L	NA	NA	NA	NC	NC	NC	0.25	NA	NA
Chloroform	µg/L	0.12	0.12	0.12	NC	NC	NC	0.072	0.12	0.12
Chloromethane	µg/L	NA	NA	NA	NC	NC	NC	**0.10**	NA	NA
Dibromochloromethane	µg/L	0.10	0.10	0.10	NC	NC	NC	0.077	0.10	0.10
Tetrachloroethylene	µg/L	**0.38**	**0.32**	**0.37**	**NC**	**NC**	**NC**	0.13	**0.38**	**0.33**
Trichloroethylene	µg/L	2.8	2.9	3.0	1.50	1.61	0.885	0.085	3.0	2.8
Total Trihalomethanes	µg/L	ND	ND	ND	NC	NC	NC	0.38	ND	ND
NDMA (EPA 8270C): NA										
N-Nitrosodimethylamine	µg/L	NA	NA	NA	NC	NC	NC	NA	NA	NA
BACTERIOLOGICAL										
Heterotrophic Plate Count	CFU/mL	<1	<1	<1	4.00	50.5	243	1	<1	NA
E-Coli	-	A	A	A	NC	NC	NC	A	A	
Total Coliform	-	A	A	A	NC	NC	NC	A	A	

A = Absent
P = Present

TABLE 89
HISTORICAL SUMMARY DATA - WELL CR-3
RIALTO GWTS PERCHLORATE AND VOC REMEDIATION

ANALYTE	DATE / Lab ID / UNITS	10/15/13 13J1250	10/22/13 13J1709	10/29/13 13J2237	11/5/13 13k0204	11/12/13 13K0724	11/19/13 13K1328	11/26/13 13K1947	12/3/13 13L0201	12/10/13 13L0702
GENERAL										
Chloride	mg/L	NA	NA	NA	NA	NA	NA	NA	NA	NA
Nitrate-Nitrogen	mg/L	NA	NA	NA	NA	NA	NA	NA	NA	NA
Nitrate (NO3)	mg/L	NA	NA	NA	NA	NA	NA	NA	NA	NA
Perchlorate	µg/L	20	18	18	21	18	18	19	18	19
Sulfate	mg/L	NA	NA	NA	NA	NA	NA	NA	NA	NA
Total Alkalinity	mg/L	NA	NA	NA	NA	NA	NA	NA	NA	NA
Total Phenolics	µg/L	0.0042	0.0042	0.0042	0.0042	0.0042	0.0042	0.0042	0.0042	0.0042
VOLATILE ORGANIC COMPOUNDS (EPA 52										
1,1,2-Trichloroethane	ug/L	NA	NA	NA	NA	NA	NA	NA	NA	NA
1,2-Dichloropropane	µg/L	**0.41**	**0.42**	**0.48**	**0.38**	**0.40**	**0.44**	**0.45**	**0.44**	**0.43**
Bromochloromethane	µg/L	NA	NA	NA	NA	NA	NA	NA	NA	NA
Bromodichloromethane	µg/L	0.13	0.13	0.13	0.13	0.13	0.13	0.13	0.13	0.13
Bromoform	µg/L	NA	NA	NA	NA	NA	NA	NA	NA	NA
Bromomethane	µg/L	NA	NA	NA	NA	NA	NA	NA	NA	NA
Chloroform	µg/L	0.12	0.12	0.12	0.12	0.12	0.12	0.12	0.12	0.12
Chloromethane	µg/L	NA	NA	NA	NA	NA	NA	NA	NA	NA
Dibromochloromethane	µg/L	0.10	0.10	0.10	0.10	0.10	0.10	0.10	0.10	0.10
Tetrachloroethylene	µg/L	**0.22**	**0.33**	**0.33**	**0.30**	**0.28**	**0.27**	**0.30**	**0.31**	**0.34**
Trichloroethylene	µg/L	2.7	2.9	3.3	2.8	2.6	2.8	2.9	2.7	2.6
Total Trihalomethanes	µg/L	ND	ND	ND	ND	ND	ND	ND	ND	ND
NDMA (EPA 8270C): NA										
N-Nitrosodimethylamine	µg/L	NA	NA	NA	NA	NA	NA	NA	NA	NA
BACTERIOLOGICAL										
Heterotrophic Plate Count	CFU/mL	NA	NA	NA	NA	NA	NA	NA	NA	NA
E-Coli	-									A
Total Coliform	-									A

A = Absent
P = Present

TABLE 89
HISTORICAL SUMMARY DATA - WELL CR-3
RIALTO GWTS PERCHLORATE AND VOC REMEDIATION

ANALYTE	DATE / Lab ID / UNITS	12/17/13 13L1349	12/23/13 13L1729	12/30/13 13L2120	1/7/14 14A0299	1/14/14 14A0988	1/21/14 14A1430	1/28/14 14A1941	2/4/14 14B0179	2/11/14 14B0798
GENERAL										
Chloride	mg/L	NA	NA	NA	NA	NA	NA	NA	NA	NA
Nitrate-Nitrogen	mg/L	NA	NA	NA	NA	NA	NA	NA	NA	NA
Nitrate (NO3)	mg/L	NA	NA	NA	NA	NA	NA	12	NA	NA
Perchlorate	µg/L	20	20	19	20	19	19	19	18	20
Sulfate	mg/L	NA	NA	NA	NA	NA	NA	15	NA	NA
Total Alkalinity	mg/L	NA	NA	NA	NA	NA	NA	NA	NA	NA
Total Phenolics	µg/L	**0.00001**			**0.0092**	**9**	**8**	**8**	**9**	**9**
VOLATILE ORGANIC COMPOUNDS (EPA 52										
1,1,2-Trichloroethane	ug/L	NA	NA	NA	NA	NA	NA	NA	NA	NA
1,2-Dichloropropane	µg/L	**0.41**	**0.44**	**0.40**	**0.48**	**0.46**	0.50	0.50	0.69	0.58
Bromochloromethane	µg/L	NA	NA	NA	NA	NA	NA	NA	NA	NA
Bromodichloromethane	µg/L	0.13	0.13	0.13	0.13	0.13	0.13	0.13	0.13	0.13
Bromoform	µg/L	NA	NA	NA	NA	NA	NA	NA	NA	NA
Bromomethane	µg/L	NA	NA	NA	NA	NA	NA	NA	NA	NA
Chloroform	µg/L	0.12	0.12	0.12	0.12	0.12	0.12	0.12	0.12	0.12
Chloromethane	µg/L	NA	NA	NA	NA	NA	NA	NA	NA	NA
Dibromochloromethane	µg/L	0.10	0.10	0.10	0.10	0.10	0.10	0.10	0.10	0.10
Tetrachloroethylene	µg/L	**0.29**	**0.30**	**0.41**	**0.36**	**0.39**	**0.34**	**0.44**	**0.49**	**0.36**
Trichloroethylene	µg/L	2.8	3.0	3.8	3.3	3.0	2.8	2.9	3.7	3.9
Total Trihalomethanes	µg/L	ND	ND	ND	ND	ND	ND	ND	ND	ND
NDMA (EPA 8270C): NA										
N-Nitrosodimethylamine	µg/L	NA	NA	NA	NA	NA	NA	NA	NA	NA
BACTERIOLOGICAL										
Heterotrophic Plate Count	CFU/mL	NA	NA	NA	NA	NA	NA	NA	NA	NA
E-Coli	-				NA	NA	NA	A	A	A
Total Coliform	-				NA	NA	NA	A	A	A

A = Absent
P = Present

TABLE 89
HISTORICAL SUMMARY DATA - WELL CR-3
RIALTO GWTS PERCHLORATE AND VOC REMEDIATION

ANALYTE	DATE / Lab ID / UNITS	2/18/14 14B1340	2/21/14 14B1763	3/13/14 14C1158	3/19/14 14C1492	3/25/14 14C1835	4/1/14 14D0066	4/8/14 14D0722	4/15/14 14D1303	4/25/14 14D2134
GENERAL										
Chloride	mg/L	NA	NA	NA	NA	NA	NA	NA	NA	NA
Nitrate-Nitrogen	mg/L	NA	NA	NA	NA	NA	NA	NA	NA	NA
Nitrate (NO3)	mg/L	NA	NA	NA	NA	NA	NA	13	NA	NA
Perchlorate	µg/L	19	NA	24	20	21	20	20	19	19
Sulfate	mg/L	NA	NA	NA	NA	NA	NA	15	NA	NA
Total Alkalinity	mg/L	NA	NA	NA	NA	NA	NA	NA	NA	NA
Total Phenolics	µg/L	**9**	NA	**6**	2	2	**3**	**7**	**6**	2
VOLATILE ORGANIC COMPOUNDS (EPA 52										
1,1,2-Trichloroethane	ug/L	NA	NA	NA	NA	NA	NA	NA	NA	NA
1,2-Dichloropropane	µg/L	**0.47**	NA	0.59	**0.45**	0.50	0.51	0.50	**0.48**	0.53
Bromochloromethane	µg/L	NA	NA	NA	NA	NA	NA	NA	NA	NA
Bromodichloromethane	µg/L	0.13	NA	0.13	0.13	1.13	1.13	NA	NA	NA
Bromoform	µg/L	NA	NA	NA	NA	NA	NA	NA	NA	NA
Bromomethane	µg/L	NA	NA	NA	NA	NA	NA	NA	NA	NA
Chloroform	µg/L	0.12	NA	0.12	0.12	1.12	1.12	NA	NA	NA
Chloromethane	µg/L	NA	NA	NA	NA	NA	NA	NA	NA	NA
Dibromochloromethane	µg/L	0.10	NA	0.10	0.10	0.10	0.10	NA	NA	NA
Tetrachloroethylene	µg/L	**0.46**	NA	**0.42**	**0.35**	**0.48**	**0.33**	**0.35**	**0.36**	**0.38**
Trichloroethylene	µg/L	3.2	NA	4.1	2.7	3.4	3.3	3.1	3.0	3.6
Total Trihalomethanes	µg/L	NA	NA	ND	ND	ND	ND	ND	ND	ND
NDMA (EPA 8270C): NA										
N-Nitrosodimethylamine	µg/L	NA	NA	NA	NA	NA	NA	NA	NA	NA
BACTERIOLOGICAL										
Heterotrophic Plate Count	CFU/mL	NA	NA	NA	NA	NA	NA	NA	NA	NA
E-Coli	-	A	A	A	NA	NA	NA	A	NA	NA
Total Coliform	-	A	**P**	A	NA	NA	NA	A	NA	NA

A = Absent
P = Present

TABLE 89
HISTORICAL SUMMARY DATA - WELL CR-3
RIALTO GWTS PERCHLORATE AND VOC REMEDIATION

ANALYTE	DATE / Lab ID / UNITS	5/1/14 14E0034	5/6/14 14E0290	5/13/14 14E0880	5/20/14 14E1448	5/27/14 14E1910	6/3/14 14F0158	6/10/14 14F0780	6/17/14 14F1431	6/24/14 14F1942
GENERAL										
Chloride	mg/L	NA	NA	NA	NA	NA	NA	NA	NA	NA
Nitrate-Nitrogen	mg/L	NA	NA	NA	NA	NA	NA	NA	NA	NA
Nitrate (NO3)	mg/L	NA	NA	NA	NA	NA	NA	13	NA	NA
Perchlorate	µg/L	18	18	19	17	23	19	17	16	18
Sulfate	mg/L	NA	NA	NA	NA	NA	NA	16	NA	NA
Total Alkalinity	mg/L	NA	NA	NA	NA	NA	NA	NA	NA	NA
Total Phenolics	µg/L	**6**	**5**	2	**5**	2	20	**10**	2	**10**
VOLATILE ORGANIC COMPOUNDS (EPA 52										
1,1,2-Trichloroethane	ug/L	NA	NA	NA	NA	NA	NA	NA	NA	NA
1,2-Dichloropropane	µg/L	0.53	0.53	0.50	0.56	0.65	0.52	0.52	0.52	**0.48**
Bromochloromethane	µg/L	NA	NA	NA	NA	NA	NA	NA	NA	NA
Bromodichloromethane	µg/L	0.13	0.13	0.13	0.13	0.13	0.13	0.13	0.13	0.13
Bromoform	µg/L	0.15	0.15	0.15	0.15	0.15	0.15	0.15	0.15	0.15
Bromomethane	µg/L	NA	NA	NA	NA	NA	NA	NA	NA	NA
Chloroform	µg/L	0.12	0.12	0.12	0.12	0.12	0.12	0.12	0.12	0.12
Chloromethane	µg/L	NA	NA	NA	NA	NA	NA	NA	NA	NA
Dibromochloromethane	µg/L	0.10	0.10	0.10	0.10	0.10	0.10	0.10	0.10	0.10
Tetrachloroethylene	µg/L	**0.45**	**0.40**	**0.58**	**0.33**	**0.46**	0.50	**0.38**	**0.44**	**0.36**
Trichloroethylene	µg/L	3.9	3.5	3.3	3.4	3.9	3.5	3.8	3.5	3.6
Total Trihalomethanes	µg/L	ND	ND	ND	ND	ND	ND	ND	ND	ND
NDMA (EPA 8270C): NA										
N-Nitrosodimethylamine	µg/L	NA	NA	NA	NA	NA	NA	NA	NA	NA
BACTERIOLOGICAL										
Heterotrophic Plate Count	CFU/mL	NA	NA	NA	NA	NA	NA	NA	NA	NA
E-Coli	-	NA	A	A	NA	NA	NA	A	NA	NA
Total Coliform	-	NA	A	A	NA	NA	NA	A	NA	NA

A = Absent
P = Present

TABLE 89
HISTORICAL SUMMARY DATA - WELL CR-3
RIALTO GWTS PERCHLORATE AND VOC REMEDIATION

ANALYTE	DATE / Lab ID / UNITS	7/1/14 14G0087	7/22/14 14G0645	7/24/14 14G1321	7/22/14 14G1963	8/5/14 14H0185	8/15/14 14H1381	8/19/14 14H1568	8/26/14 14H2166	9/2/14 14I0044
GENERAL										
Chloride	mg/L	NA	NA	NA	NA	NA	NA	NA	NA	NA
Nitrate-Nitrogen	mg/L	NA	NA	NA	NA	NA	NA	NA	NA	NA
Nitrate (NO3)	mg/L	NA	NA	NA	NA	NA	NA	13	NA	NA
Perchlorate	µg/L	20	20	21	17	19	22	19	20	20
Sulfate	mg/L	NA	NA	NA	NA	NA	NA	15	NA	NA
Total Alkalinity	mg/L	NA	NA	NA	NA	NA	NA	NA	NA	NA
Total Phenolics	µg/L	**10**	**10**	**10**	NA	NA	NA	**10**	**7**	**9**
VOLATILE ORGANIC COMPOUNDS (EPA 52										
1,1,2-Trichloroethane	ug/L	NA	NA	NA	NA	NA	NA	NA	NA	NA
1,2-Dichloropropane	µg/L	0.53	0.51	0.64	0.50	**0.38**	**0.49**	0.53	0.52	0.59
Bromochloromethane	µg/L	NA	NA	NA	NA	NA	NA	NA	NA	NA
Bromodichloromethane	µg/L	0.13	0.13	0.13	0.13	0.13	0.13	0.13	0.13	0.13
Bromoform	µg/L	0.15	0.15	0.15	0.15	0.15	0.15	0.15	0.15	0.15
Bromomethane	µg/L	NA	NA	NA	NA	NA	NA	NA	NA	NA
Chloroform	µg/L	0.12	0.12	0.12	0.12	0.12	0.12	0.12	0.12	0.12
Chloromethane	µg/L	NA	NA	NA	NA	NA	NA	NA	NA	NA
Dibromochloromethane	µg/L	0.10	0.10	0.10	0.10	0.10	0.10	0.10	0.10	0.10
Tetrachloroethylene	µg/L	**0.32**	**0.36**	**0.38**	**0.41**	**0.37**	**0.49**	**0.38**	**0.37**	**0.39**
Trichloroethylene	µg/L	3.0	3.8	3.8	3.7	3.6	3.8	3.6	3.8	3.7
Total Trihalomethanes	µg/L	ND	ND	ND	ND	ND	ND	ND	ND	ND
NDMA (EPA 8270C): NA										
N-Nitrosodimethylamine	µg/L	NA	NA	NA	NA	NA	NA	NA	NA	NA
BACTERIOLOGICAL										
Heterotrophic Plate Count	CFU/mL	NA	NA	NA	NA	NA	NA	NA	NA	NA
E-Coli	-	NA	NA	A	A	NA	NA	A	NA	NA
Total Coliform	-	NA	NA	A	A	NA	NA	A	NA	NA

A = Absent
P = Present

TABLE 89
HISTORICAL SUMMARY DATA - WELL CR-3
RIALTO GWTS PERCHLORATE AND VOC REMEDIATION

ANALYTE	DATE / Lab ID / UNITS	9/9/14 14I0725	9/16/14 14I1403	9/23/14 14I2035	10/8/14 B4J0834	10/22/14 14J1890	10/29/14 14J2361	11/4/14 14K0204	11/10/14 14K0669	11/18/14 14K1355
GENERAL										
Chloride	mg/L	NA	NA	NA	NA	NA	NA	NA	NA	NA
Nitrate-Nitrogen	mg/L	NA	NA	NA	12	NA	NA	NA	NA	NA
Nitrate (NO3)	mg/L	NA	NA	NA	NA	NA	NA	14	NA	NA
Perchlorate	µg/L	20	20	19	18	21	21	21	19	19
Sulfate	mg/L	NA	NA	NA	NA	NA	NA	15	NA	NA
Total Alkalinity	mg/L	NA	NA	NA	NA	NA	NA	NA	NA	NA
Total Phenolics	µg/L	**9**	**9**	2	NA	**10**	**10**	**10**	**8**	**10**
VOLATILE ORGANIC COMPOUNDS (EPA 52										
1,1,2-Trichloroethane	ug/L	NA	NA	NA	NA	NA	NA	**0.29**	**0.21**	0.58
1,2-Dichloropropane	µg/L	0.53	**0.47**	0.51	NA	0.59	0.65	0.61	0.67	0.54
Bromochloromethane	µg/L	NA	NA	NA	NA	NA	NA	NA	NA	NA
Bromodichloromethane	µg/L	0.13	0.13	0.13	NA	0.13	0.13	0.13	0.13	0.13
Bromoform	µg/L	0.15	0.15	0.15	NA	0.15	0.15	0.15	0.15	0.15
Bromomethane	µg/L	NA	NA	NA	NA	NA	NA	NA	NA	NA
Chloroform	µg/L	0.12	0.12	0.12	NA	0.12	0.12	0.12	0.12	0.12
Chloromethane	µg/L	NA	NA	NA	NA	NA	NA	NA	NA	NA
Dibromochloromethane	µg/L	0.10	0.10	0.10	NA	0.10	0.10	0.10	0.10	0.10
Tetrachloroethylene	µg/L	**0.42**	**0.56**	**0.36**	NA	**0.41**	**0.49**	**0.44**	0.55	**0.43**
Trichloroethylene	µg/L	3.5	4.6	3.4	NA	3.6	3.6	4.4	4.3	3.7
Total Trihalomethanes	µg/L	ND	ND	ND	NA	ND	ND	ND	ND	ND
NDMA (EPA 8270C): NA										
N-Nitrosodimethylamine	µg/L	NA	NA	NA	NA	NA	NA	NA	NA	NA
BACTERIOLOGICAL										
Heterotrophic Plate Count	CFU/mL	NA	NA	NA	12	NA	NA	NA	NA	NA
E-Coli	-	A	NA	NA	A	NA	NA	A	NA	NA
Total Coliform	-	P	NA	NA	A	NA	NA	A	NA	NA

A = Absent
P = Present

TABLE 89
HISTORICAL SUMMARY DATA - WELL CR-3
RIALTO GWTS PERCHLORATE AND VOC REMEDIATION

ANALYTE	DATE / Lab ID / UNITS	11/25/14 14K1850	12/2/14 14L0149	12/9/14 14L0803	12/16/14 14L1383	1/23/15 15A1683	2/11/15 15B0894	2/18/15 15B1340	2/24/15 15B1772
GENERAL									
Chloride	mg/L	NA	NA	NA	NA	NA	NA	NA	NA
Nitrate-Nitrogen	mg/L	NA	NA	NA	NA	NA	NA	NA	NA
Nitrate (NO3)	mg/L	NA	NA	NA	NA	NA	NA	NA	NA
Perchlorate	µg/L	19	15	19	17	NA	14	17	17
Sulfate	mg/L	NA	NA	NA	NA	NA	NA	NA	NA
Total Alkalinity	mg/L	NA	NA	NA	NA	NA	NA	NA	NA
Total Phenolics	µg/L	**10**	**10**	**10**	**7**	NA	**3**	**6**	**9**
VOLATILE ORGANIC COMPOUNDS (EPA 52									
1,1,2-Trichloroethane	ug/L	**0.36**	**0.33**	**0.14**	**0.12**	NA	0.10	0.10	0.10
1,2-Dichloropropane	µg/L	0.60	0.55	0.57	0.54	NA	**0.22**	**0.21**	**0.21**
Bromochloromethane	µg/L	NA	NA	NA	NA	NA	NA	NA	NA
Bromodichloromethane	µg/L	0.13	0.13	0.13	0.13	NA	0.13	0.13	0.13
Bromoform	µg/L	0.15	0.15	0.15	0.15	NA	0.15	0.15	0.15
Bromomethane	µg/L	NA	NA	NA	NA	NA	NA	NA	NA
Chloroform	µg/L	0.12	0.12	0.12	0.12	NA	0.12	0.12	0.12
Chloromethane	µg/L	NA	NA	NA	NA	NA	NA	NA	NA
Dibromochloromethane	µg/L	0.10	0.10	0.10	0.10	NA	0.10	0.10	0.10
Tetrachloroethylene	µg/L	**0.47**	**0.50**	0.50	**0.44**	NA	**0.18**	**0.16**	**0.19**
Trichloroethylene	µg/L	3.5	4.1	3.7	3.5	NA	0.87	1.1	1.4
Total Trihalomethanes	µg/L	ND	ND	ND	ND	NA	ND	ND	ND
NDMA (EPA 8270C): NA									
N-Nitrosodimethylamine	µg/L	NA	NA	NA	NA	NA	NA	NA	NA
BACTERIOLOGICAL									
Heterotrophic Plate Count	CFU/mL	NA	NA	NA	NA	NA	NA	NA	NA
E-Coli	-	NA	A	NA	NA	A	NA	NA	NA
Total Coliform	-	NA	A	NA	NA	A	NA	NA	NA

A = Absent
P = Present

TABLE 89
HISTORICAL SUMMARY DATA - WELL CR-3
RIALTO GWTS PERCHLORATE AND VOC REMEDIATION

ANALYTE	DATE / Lab ID / UNITS	3/10/15 15C0762	3/18/15 15C1453	3/25/15 15C1945	4/1/15 15D0090	MED.	AVG.	STD. DEV.	MIN.	MAX.
GENERAL										
Chloride	mg/L	NA	NA	NA	NA	4.40	4.52	0.493	3.9	6.2
Nitrate-Nitrogen	mg/L	NA	NA	NA	NA	2.82	4.55	3.97	2.5	13
Nitrate (NO3)	mg/L	NA	**9.7**	NA	NA	12.5	12.4	0.760	11	14
Perchlorate	µg/L	18	18	19	18	17.0	16.5	4.73	0.27	45
Sulfate	mg/L	NA	16	NA	NA	13.0	13.4	1.25	11	17
Total Alkalinity	mg/L	NA	NA	NA	NA	140	152	52.0	140	370
Total Phenolics	µg/L	**8**	**10**	2	**7**	NC	NC	NC	**2.5**	820
VOLATILE ORGANIC COMPOUNDS (EPA 52										
1,1,2-Trichloroethane	ug/L	0.10	0.10	0.10	0.10					
1,2-Dichloropropane	µg/L	**0.32**	**0.27**	**0.37**	**0.33**	NC	NC	NC	0.12	**0.49**
Bromochloromethane	µg/L	NA	NA	NA	NA	NC	NC	NC	0.11	**0.19**
Bromodichloromethane	µg/L	0.13	0.13	0.13	0.13	NC	NC	NC	0.12	**0.46**
Bromoform	µg/L	0.15	0.15	0.15	0.15	NC	NC	NC	0.22	4.7
Bromomethane	µg/L	NA	NA	NA	NA	NC	NC	NC	0.25	2.0
Chloroform	µg/L	0.12	0.12	0.12	0.12	NC	NC	NC	0.072	0.75
Chloromethane	µg/L	NA	NA	NA	NA	NC	NC	NC	**0.10**	**0.38**
Dibromochloromethane	µg/L	0.10	0.10	0.10	0.10	NC	NC	NC	0.077	2.2
Tetrachloroethylene	µg/L	**0.27**	**0.26**	**0.30**	**0.27**					
Trichloroethylene	µg/L	1.8	2.2	2.6	2.4					
Total Trihalomethanes	µg/L	ND	ND	ND	ND					
NDMA (EPA 8270C): NA										
N-Nitrosodimethylamine	µg/L	NA	NA	NA	NA	NC	NC	NC	NC	NC
BACTERIOLOGICAL										
Heterotrophic Plate Count	CFU/mL	NA	NA	NA	NA	5.00	51.3	245	1	1,900
E-Coli	-	NA	NA	NA	A	NC	NC	NC	NC	NC
Total Coliform	-	NA	NA	NA	A	NC	NC	NC	NC	NC

A = Absent
P = Present

TABLE 90
HISTORICAL SUMMARY DATA - WELL MIRO-3
RIALTO GWTS PERCHLORATE AND VOC REMEDIATION

ANALYTE	TEST METHOD	DATE / Lab ID / UNITS	7/24/08	12/10/08	10/1/09	11/2/09	3/25/10	5/5/10	5/14/10	5/19/10	5/27/10
		Lab ID	-	0816258	0913038	0914835	1004234	1006303	1006792	1007051	1007454
BACTERIOLOGICAL											
NC E. Coli	SM922E	-	<1.1	NA	NA	NA	NA	A	A	A	A
NC Heterotrophic Plate Count	SM9215B	CFU/mL	<1.1	NA	NA	NA	NA	31	110	220	17
NC Total Coliform	SM922B	-	<1.1	NA	NA	NA	NA	A	A	A	A
GENERAL CHEMISTRY											
Bicarbonate	310.1	mg/L	NA	180	NA	NA	NA	NA	NA	NA	NA
Bicarbonate	SM2320B	mg/L	NA	NA	170	NA	NA	NA	NA	NA	NA
Chloride	300.0	mg/L	NA	5.1	NA	NA	NA	NA	NA	NA	NA
Color	SM2120B	CU	NA	NA	2.0	NA	NA	NA	NA	NA	NA
Electrical conductivity	120.1	µmhos/cm	NA	318	NA	NA	NA	NA	NA	NA	NA
Electrical conductivity	SM2510B	µmhos/cm	NA	NA	309	NA	NA	NA	NA	NA	NA
Fluoride	300.0	mg/L	NA	0.24	NA	NA	NA	NA	NA	NA	NA
Hardness	Calc'd	mg/L	NA	NA	150	NA	NA	NA	NA	NA	NA
Nitrate (as N)	300.0	mg/L	NA	1.4	NA	NA	NA	NA	NA	NA	NA
Nitrate (as NO_3)	300.0	mg/L	NA	NA	NA	NA	NA	NA	NA	NA	NA
Perchlorate	314.0	µg/L	NA	0.30	**1.6**	NA	**1.4**	<4.0	**0.74**	**0.74**	<4.0
Perchlorate	332.0	µg/L	NA	NA	NA	NA	NA	NA	NA	NA	NA
pH	150.1	Units	NA	8.08	NA	NA	NA	NA	NA	NA	NA
Phenol	420.4	µg/L	NA	**8.2**	NA	NA	NA	NA	NA	NA	NA
Sulfate	300.0	mg/L	NA	17	NA	NA	NA	NA	NA	NA	NA
Total Alkalinity (as $CaCO_3$)	310.1	mg/L	NA	NA	NA	NA	NA	NA	NA	NA	NA
Total Dissolved Solids	160.1	mg/L	NA	190	NA	NA	NA	NA	NA	NA	NA
Total Dissolved Solids	SM2540C	mg/L	NA	NA	210	NA	NA	NA	NA	NA	NA
Turbidity	180.1	NTU	NA	NA	1.6	NA	NA	NA	NA	NA	NA
Turbidity	180.1	NTU	NA	NA	1.6	NA	NA	NA	NA	NA	NA
FIELD PARAMETERS											
Oxygen (Dissolved)	-	mg/L	NA	NA	NA	NA	NA	NA	NA	NA	NA
pH	-	Units	NA	NA	NA	NA	NA	NA	NA	NA	NA
Specific Conductance	-	µmhos/cm	NA	NA	NA	NA	NA	NA	NA	NA	NA
Temperature	-	°C	NA	NA	NA	NA	NA	NA	NA	NA	NA
Turbidity	-	NTU	NA	NA	NA	NA	NA	NA	NA	NA	NA
METALS											
Aluminum	200.7	mg/L	NA	NA	0.038	NA	NA	NA	NA	NA	NA
Antimony	200.8	mg/L	NA	NA	**0.00029**	NA	NA	NA	NA	NA	NA
Barium	200.8	mg/L	NA	NA	0.018	NA	NA	NA	NA	NA	NA
Barium	6020	mg/L	**0.018**	NA	NA	NA	NA	NA	NA	NA	NA
Boron	200.7	mg/L	NA	NA	**0.019**	NA	NA	NA	NA	NA	NA
Cadmium	200.8	mg/L	NA	NA	0.0025	NA	NA	NA	NA	NA	NA
Calcium	200.7	mg/L	NA	NA	52	NA	NA	NA	NA	NA	NA
Cerium	200.7	mg/L	NA	NA	0.032	NA	NA	NA	NA	NA	NA
Chromium (total)	6020	mg/L	**0.0017**	NA	**0.00077**	NA	NA	NA	NA	NA	NA
Chromium VI	218.6	mg/L	**0.00079**	NA	0.00061	NA	NA	NA	NA	NA	NA
Cobalt	200.8	mg/L	NA	NA	**0.00012**	NA	NA	NA	NA	NA	NA
Copper	200.8	mg/L	NA	NA	0.022	NA	NA	NA	NA	NA	NA
Iron	200.7	mg/L	NA	NA	0.25	NA	NA	NA	NA	NA	NA
Lead	200.8	mg/L	NA	NA	0.0088	NA	NA	NA	NA	NA	NA
Magnesium	200.7	mg/L	NA	NA	5.8	NA	NA	NA	NA	NA	NA
Manganese	200.8	mg/L	NA	NA	0.0096	NA	NA	NA	NA	NA	NA
Mercury	200.8	mg/L	NA	NA	NA	NA	NA	NA	NA	NA	NA
Molybdenum	200.8	mg/L	NA	NA	0.0036	NA	NA	NA	NA	NA	NA
Nickel	6020	mg/L	**0.0031**	NA	**0.0011**	NA	NA	NA	NA	NA	NA
Phosphorus	365.4	mg/L	NA	**0.020**	NA	NA	NA	NA	NA	NA	NA
Potassium	200.7	mg/L	NA	NA	2.1	NA	NA	NA	NA	NA	NA
Silicon (as Si)	200.7	mg/L	NA	NA	9.6	NA	NA	NA	NA	NA	NA
Silicon (as SiO2)	200.7	mg/L	NA	NA	21	NA	NA	NA	NA	NA	NA
Sodium	200.7	mg/L	NA	NA	11	NA	NA	NA	NA	NA	NA
Strontium	200.7	mg/L	NA	NA	0.28	NA	NA	NA	NA	NA	NA
Thallium	200.8	mg/L	NA	NA	**0.00026**	NA	NA	NA	NA	NA	NA
Thorium	200.8	mg/L	NA	NA	0.00020	NA	NA	NA	NA	NA	NA
Vanadium	200.8	mg/L	NA	NA	0.0040	NA	NA	NA	NA	NA	NA
Zinc	200.8	mg/L	**0.0099**	NA	0.016	NA	NA	NA	NA	NA	NA
VOLATILE ORGANIC COMPOUNDS (EPA 524.2)											
1,1-Dichloroethane	524.2	µg/L	NA	0.13	0.13	NA	0.081	NA	NA	NA	<0.50
1,1-Dichloroethylene	524.2	µg/L	NA	0.23	0.16	NA	0.12	NA	NA	NA	<0.50
1,2-Dichloropropane	524.2	µg/L	NA	0.16	0.16	NA	0.12	NA	NA	NA	NA
1,2,4-Trimethylbenzene	524.2	µg/L	NA	NA	NA	NA	NA	NA	NA	NA	NA
1,3,5-Trimethylbenzene	524.2	µg/L	NA	NA	0.16	NA	0.16	NA	NA	NA	<0.50
Benzene	524.2	µg/L	NA	0.18	0.18	NA	0.086	NA	NA	NA	<0.50
Carbon disulfide	524.2	µg/L	NA	NA	0.40	NA	0.18	NA	NA	NA	NA
Chloroform	524.2	µg/L	NA	0.23	0.23	NA	0.072	NA	NA	NA	<0.50
Chloromethane	524.2	µg/L	NA	0.20	0.20	NA	0.11	NA	NA	NA	<0.50
Ethylbenzene	524.2	µg/L	NA	0.16	0.14	NA	0.12	NA	NA	NA	<0.50
Isopropylbenzene	524.2	µg/L	NA	NA	0.15	NA	0.064	NA	NA	NA	<0.50
Naphthalene	524.2	µg/L	NA	NA	0.30	NA	0.36	NA	NA	NA	<0.50
n-Butylbenzene	524.2	µg/L	NA	NA	0.11	NA	0.11	NA	NA	NA	<0.50
n-Propylbenzene	524.2	µg/L	NA	NA	0.18	NA	0.093	NA	NA	NA	<0.50
o-Xylene	524.2	µg/L	NA	0.13	NA	NA	0.12	NA	NA	NA	<0.50
p- + m-Xylene	524.2	µg/L	NA	0.42	0.53	NA	0.18	NA	NA	NA	<0.50
p-Isopropyltoluene	524.2	µg/L	NA	NA	0.16	NA	0.072	NA	NA	NA	<0.50
Styrene	524.2	µg/L	NA	NA	0.18	NA	0.093	NA	NA	NA	<0.50
Tetrachloroethene	524.2	µg/L	<0.50	<0.50	<0.50	<0.50	<0.50	<0.50	<0.50	<0.50	<0.50
Toluene	524.2	µg/L	NA	0.12	0.63	NA	0.093	NA	NA	NA	<0.50
Trichloroethene	524.2	µg/L	NA	0.16	0.13	NA	0.13	NA	NA	NA	<0.50
Total Trihalomethanes	524.2	µg/L	NA	NA	NA	NA	NA	NA	NA	NA	NA
Xylenes, Total	524.2	µg/L	NA	NA	NA	NA	NA	NA	NA	NA	NA
TIC: 2-Ethyl-1-hexanol		µg/L	NR	NR	NR	NR	NR	NR	NR	NR	NR
VOLATILE ORGANIC COMPOUNDS (EPA 8260B): ND											
SEMI-VOLATILE ORGANIC COMPOUNDS (EPA 525.2): ND											
SEMI-VOLATILE ORGANIC COMPOUNDS (EPA 8270C): ND											
EDB and DBCP (EPA 8011): ND											
EDB and DBCP (EPA 504.1): ND											
ORGANOCHLORINE PESTICIDES AND PCB's (EPA 508): ND											
CHLORINATED ACIDS (EPA 515.1): ND											
ORGANOCHLORINE PESTICIDES (EPA 8081A): ND											
CHLORINATED HERBCIDES (EPA 8151A): ND											
CARBAMATE AND UREA PESTICIDES (EPA 632): ND											
PCBs (EPA 8082): ND											

TABLE 90 (CONT'D)
HISTORICAL SUMMARY DATA - WELL MIRO-3
RIALTO GWTS PERCHLORATE AND VOC REMEDIATION

ANALYTE	TEST METHOD	DATE / Lab ID / UNITS	6/3/10 1007794	6/11/10 1008228	6/17/10 1008488	6/22/10 1008735	7/1/10 1009093	7/9/10 1009511	7/13/10 1009568	7/24/10 1010275	7/29/10 1010554
BACTERIOLOGICAL											
E. Coli	SM922E	-	A	A	NA	A	A	A	A	A	A
Heterotrophic Plate Count	SM9215B	CFU/mL	96	130	NA	230	110	38	70	2.0	220
Total Coliform	SM922B	-	A	A	NA	A	A	A	A	A	A
GENERAL CHEMISTRY											
Bicarbonate	310.1	mg/L	NA	NA	NA	NA	NA	NA	NA	NA	NA
Bicarbonate	SM2320B	mg/L	NA	NA	NA	NA	NA	NA	NA	NA	NA
Chloride	300.0	mg/L	NA	NA	NA	NA	NA	NA	3.4	NA	NA
Color	SM2120B	CU	NA	NA	NA	NA	NA	NA	NA	NA	NA
Electrical conductivity	120.1	µmhos/cm	NA	NA	NA	NA	NA	NA	NA	NA	NA
Electrical conductivity	SM2510B	µmhos/cm	NA	NA	NA	NA	NA	NA	NA	NA	NA
Fluoride	300.0	mg/L	NA	NA	NA	NA	NA	NA	NA	NA	NA
Hardness	Calc'd	mg/L	NA	NA	NA	NA	NA	NA	NA	NA	NA
Nitrate (as N)	300.0	mg/L	NA	NA	NA	NA	NA	NA	NA	NA	NA
Nitrate (as NO_3)	300.0	mg/L	NA	NA	NA	NA	NA	NA	8.0	NA	NA
Perchlorate	314.0	µg/L	<4.0	<4.0	**1.5**	**2.6**	**2.8**	**2.8**	**2.3**	**3.0**	4.1
Perchlorate	332.0	µg/L	NA	NA	NA	NA	NA	NA	NA	NA	NA
pH	150.1	Units	NA	NA	NA	NA	NA	NA	NA	NA	NA
Phenol	420.4	µg/L	NA	NA	NA	NA	NA	NA	NA	NA	NA
Sulfate	300.0	mg/L	NA	NA	NA	NA	NA	NA	14	NA	NA
Total Alkalinity (as $CaCO_3$)	310.1	mg/L	NA	NA	NA	NA	NA	NA	140	NA	NA
Total Dissolved Solids	160.1	mg/L	NA	NA	NA	NA	NA	NA	NA	NA	NA
Total Dissolved Solids	SM2540C	mg/L	NA	NA	NA	NA	NA	NA	NA	NA	NA
Turbidity	180.1	NTU	NA	NA	NA	NA	NA	NA	NA	NA	NA
Turbidity	180.1	NTU	NA	NA	NA	NA	NA	NA	NA	NA	NA
FIELD PARAMETERS											
Oxygen (Dissolved)	-	mg/L	NA	NA	NA	NA	NA	NA	NA	NA	NA
pH	-	Units	NA	NA	NA	NA	NA	NA	NA	NA	NA
Specific Conductance	-	µmhos/cm	NA	NA	NA	NA	NA	NA	NA	NA	NA
Temperature	-	°C	NA	NA	NA	NA	NA	NA	NA	NA	NA
Turbidity	-	NTU	NA	NA	NA	NA	NA	NA	NA	NA	NA
METALS											
Aluminum	200.7	mg/L	NA	NA	NA	NA					
Antimony	200.8	mg/L	NA	NA	NA	NA	NA	NA	NA	NA	NA
Barium	200.8	mg/L	NA	NA	NA	NA	NA	NA	NA	NA	NA
Barium	6020	mg/L	NA	NA	NA	NA	NA	NA	NA	NA	NA
Boron	200.7	mg/L	NA	NA	NA	NA	NA	NA	NA	NA	NA
Cadmium	200.8	mg/L	NA	NA	NA	NA	NA	NA	NA	NA	NA
Calcium	200.7	mg/L	NA	NA	NA	NA	NA	NA	NA	NA	NA
Cerium	200.7	mg/L	NA	NA	NA	NA	NA	NA	NA	NA	NA
Chromium (total)	6020	mg/L	NA	NA	NA	NA	NA	NA	NA	NA	NA
Chromium VI	218.6	mg/L	NA	NA	NA	NA	NA	NA	NA	NA	NA
Cobalt	200.8	mg/L	NA	NA	NA	NA	NA	NA	NA	NA	NA
Copper	200.8	mg/L	NA	NA	NA	NA	NA	NA	NA	NA	NA
Iron	200.7	mg/L	NA	NA	NA	NA	NA	NA	NA	NA	NA
Lead	200.8	mg/L	NA	NA	NA	NA	NA	NA	NA	NA	NA
Magnesium	200.7	mg/L	NA	NA	NA	NA	NA	NA	NA	NA	NA
Manganese	200.8	mg/L	NA	NA	NA	NA	NA	NA	NA	NA	NA
Mercury	200.8	mg/L	NA	NA	NA	NA	NA	NA	NA	NA	NA
Molybdenum	200.8	mg/L	NA	NA	NA	NA	NA	NA	NA	NA	NA
Nickel	6020	mg/L	NA	NA	NA	NA	NA	NA	NA	NA	NA
Phosphorus	365.4	mg/L	NA	NA	NA	NA	NA	NA	NA	NA	NA
Potassium	200.7	mg/L	NA	NA	NA	NA	NA	NA	NA	NA	NA
Silicon (as Si)	200.7	mg/L	NA	NA	NA	NA	NA	NA	NA	NA	NA
Silicon (as SiO2)	200.7	mg/L	NA	NA	NA	NA	NA	NA	NA	NA	NA
Sodium	200.7	mg/L	NA	NA	NA	NA	NA	NA	NA	NA	NA
Strontium	200.7	mg/L	NA	NA	NA	NA	NA	NA	NA	NA	NA
Thallium	200.8	mg/L	NA	NA	NA	NA	NA	NA	NA	NA	NA
Thorium	200.8	mg/L	NA	NA	NA	NA	NA	NA	NA	NA	NA
Vanadium	200.8	mg/L	NA	NA	NA	NA	NA	NA	NA	NA	NA
Zinc	200.8	mg/L	NA	NA	NA	NA	NA	NA	NA	NA	NA
VOLATILE ORGANIC COMPOUNDS (EPA 524.2)											
1,1-Dichloroethane	524.2	µg/L	<0.50	<0.50	0.081	<0.50	<0.50	<0.50	<0.50	NA	NA
1,1-Dichloroethene	524.2	µg/L	<0.50	<0.50	0.12	<0.50	<0.50	<0.50	<0.50	NA	NA
1,2-Dichloropropane	524.2	µg/L	NA	NA	0.12	NA	NA	NA	NA	0.13	<0.50
1,2,4-Trimethylbenzene	524.2	µg/L	NA	NA	NA	NA	NA	NA	NA	NA	NA
1,3,5-Trimethylbenzene	524.2	µg/L	<0.50	<0.50	0.16	<0.50	<0.50	<0.50	<0.50	<0.50	<0.50
Benzene	524.2	µg/L	<0.50	<0.50	0.086	<0.50	<0.50	<0.50	<0.50	<0.50	<0.50
Carbon disulfide	524.2	µg/L	NA	NA	0.18	NA	NA	NA	NA	NA	NA
Chloroform	524.2	µg/L	<0.50	<0.50	0.072	0.072	0.86	0.072	0.072	0.12	<0.50
Chloromethane	524.2	µg/L	<0.50	<0.50	0.11	<0.50	<0.50	<0.50	<0.50	<0.50	<0.50
Ethylbenzene	524.2	µg/L	<0.50	<0.50	0.12	<0.50	<0.50	<0.50	<0.50	<0.50	<0.50
Isopropylbenzene	524.2	µg/L	<0.50	<0.50	0.064	<0.50	<0.50	<0.50	<0.50	<0.50	<0.50
Naphthalene	524.2	µg/L	<0.50	<0.50	0.36	<0.50	<0.50	<0.50	<0.50	<0.50	<0.50
n-Butylbenzene	524.2	µg/L	<0.50	<0.50	0.11	<0.50	<0.50	<0.50	<0.50	<0.50	<0.50
n-Propylbenzene	524.2	µg/L	<0.50	<0.50	0.093	<0.50	<0.50	<0.50	<0.50	<0.50	<0.50
o-Xylene	524.2	µg/L	<0.50	<0.50	0.12	<0.50	<0.50	<0.50	<0.50	<0.50	<0.50
p- + m-Xylene	524.2	µg/L	<0.50	<0.50	0.18	0.18	0.18	0.18	0.18	0.28	<0.50
p-Isopropyltoluene	524.2	µg/L	<0.50	<0.50	0.072	<0.50	<0.50	<0.50	<0.50	<0.50	<0.52
Styrene	524.2	µg/L	<0.50	<0.50	0.093	<0.50	<0.50	<0.50	<0.50	<0.50	<0.55
Tetrachlorothene	524.2	µg/L	<0.50	<0.50	0.13	0.13	0.13	0.13	0.13	0.13	<0.50
Toluene	524.2	µg/L	<0.50	<0.50	0.093	0.093	0.093	0.093	0.093	0.093	<0.50
Trichloroethene	524.2	µg/L	<0.50	<0.50	0.13	0.13	0.13	0.13	0.13	**0.20**	<0.50
Total Trihalomethanes	524.2	µg/L	<0.50	<0.50	0.13	0.38	**0.86**	0.38	0.38	0.63	<0.50
Xylenes, Total	524.2	µg/L	NA	NA	NA	NA	NA	NA	NA	NA	NA
TIC: 2-Ethyl-1-hexanol		µg/L	NR	NR	NR	NR	NR	NR	NR	NR	NR
VOLATILE ORGANIC COMPOUNDS (EPA 8260B): ND											
SEMI-VOLATILE ORGANIC COMPOUNDS (EPA 525.2): ND											
SEMI-VOLATILE ORGANIC COMPOUNDS (EPA 8270C): ND											
EDB and DBCP (EPA 8011): ND											
EDB and DBCP (EPA 504.1): ND											
ORGANOCHLORINE PESTICIDES AND PCB's (EPA 508): ND											
CHLORINATED ACIDS (EPA 515.1): ND											
ORGANOCHLORINE PESTICIDES (EPA 8081A): ND											
CHLORINATED HERBCIDES (EPA 8151A): ND											
CARBAMATE AND UREA PESTICIDES (EPA 632): ND											
PCBs (EPA 8082): ND											

TABLE 90 (CONT'D)
HISTORICAL SUMMARY DATA - WELL MIRO-3
RIALTO GWTS PERCHLORATE AND VOC REMEDIATION

ANALYTE	TEST METHOD	DATE / Lab ID / UNITS	8/5/10 1010963	8/14/10 1011424	8/21/10 1012022	8/27/10 1012065	9/3/10 1012373	9/10/10 1012755	9/17/10 1013100	9/22/10 1013348	9/30/10 1013702
BACTERIOLOGICAL											
E. Coli	SM922E	-	A	A	A	A	A	A	A	A	A
Heterotrophic Plate Count	SM9215B	CFU/mL	120	70	34	28	32	45	9	31	31
Total Coliform	SM922B	-	A	A	A	A	A	A	A	A	A
GENERAL CHEMISTRY											
Bicarbonate	310.1	mg/L	NA	NA	NA	NA	NA	NA	NA	NA	NA
Bicarbonate	SM2320B	mg/L	NA	NA	NA	NA	NA	NA	NA	NA	NA
Chloride	300.0	mg/L	NA	NA	NA	NA	NA	NA	NA	3.6	NA
Color	SM2120B	CU	NA	NA	NA	NA	NA	NA	NA	NA	NA
Electrical conductivity	120.1	µmhos/cm	NA	NA	NA	NA	NA	NA	NA	NA	NA
Electrical conductivity	SM2510B	µmhos/cm	NA	NA	NA	NA	NA	NA	NA	NA	NA
Fluoride	300.0	mg/L	NA	NA	NA	NA	NA	NA	NA	NA	NA
Hardness	Calc'd	mg/L	NA	NA	NA	NA	NA	NA	NA	NA	NA
Nitrate (as N)	300.0	mg/L	NA	NA	NA	NA	NA	NA	NA	9.3	NA
Nitrate (as NO_3)	300.0	mg/L	NA	NA	NA	NA	NA	NA	NA	NA	NA
Perchlorate	314.0	µg/L	**3.5**	**3.2**	4.8	5.4	4.7	4.8	5.3	4.1	5.5
Perchlorate	332.0	µg/L	NA	NA	NA	NA	NA	NA	NA	NA	NA
pH	150.1	Units	NA	NA	NA	NA	NA	NA	NA	NA	NA
Phenol	420.4	µg/L	NA	NA	NA	NA	NA	NA	NA	NA	NA
Sulfate	300.0	mg/L	NA	NA	NA	NA	NA	NA	NA	14	NA
Total Alkalinity (as $CaCO_3$)	310.1	mg/L	NA	NA	NA	NA	NA	NA	NA	140	NA
Total Dissolved Solids	160.1	mg/L	NA	NA	NA	NA	NA	NA	NA	NA	NA
Total Dissolved Solids	SM2540C	mg/L	NA	NA	NA	NA	NA	NA	NA	NA	NA
Turbidity	180.1	NTU	NA	NA	NA	NA	NA	NA	NA	NA	NA
Turbidity	180.1	NTU	NA	NA	NA	NA	NA	NA	NA	NA	NA
FIELD PARAMETERS											
Oxygen (Dissolved)	-	mg/L	NA	NA	NA	NA	NA	NA	NA	NA	NA
pH	-	Units	NA	NA	NA	NA	NA	NA	NA	NA	NA
Specific Conductance	-	µmhos/cm	NA	NA	NA	NA	NA	NA	NA	NA	NA
Temperature	-	°C	NA	NA	NA	NA	NA	NA	NA	NA	NA
Turbidity	-	NTU	NA	NA	NA	NA	NA	NA	NA	NA	NA
METALS											
Aluminum	200.7	mg/L									
Antimony	200.8	mg/L	NA	NA	NA	NA	NA	NA	NA	NA	NA
Barium	200.8	mg/L	NA	NA	NA	NA	NA	NA	NA	NA	NA
Barium	6020	mg/L	NA	NA	NA	NA	NA	NA	NA	NA	NA
Boron	200.7	mg/L	NA	NA	NA	NA	NA	NA	NA	NA	NA
Cadmium	200.8	mg/L	NA	NA	NA	NA	NA	NA	NA	NA	NA
Calcium	200.7	mg/L	NA	NA	NA	NA	NA	NA	NA	NA	NA
Cerium	200.7	mg/L	NA	NA	NA	NA	NA	NA	NA	NA	NA
Chromium (total)	6020	mg/L	NA	NA	NA	NA	NA	NA	NA	NA	NA
Chromium VI	218.6	mg/L	NA	NA	NA	NA	NA	NA	NA	NA	NA
Cobalt	200.8	mg/L	NA	NA	NA	NA	NA	NA	NA	NA	NA
Copper	200.8	mg/L	NA	NA	NA	NA	NA	NA	NA	NA	NA
Iron	200.7	mg/L	NA	NA	NA	NA	NA	NA	NA	NA	NA
Lead	200.8	mg/L	NA	NA	NA	NA	NA	NA	NA	NA	NA
Magnesium	200.7	mg/L	NA	NA	NA	NA	NA	NA	NA	NA	NA
Manganese	200.8	mg/L	NA	NA	NA	NA	NA	NA	NA	NA	NA
Mercury	200.8	mg/L	NA	NA	NA	NA	NA	NA	NA	NA	NA
Molybdenum	200.8	mg/L	NA	NA	NA	NA	NA	NA	NA	NA	NA
Nickel	6020	mg/L	NA	NA	NA	NA	NA	NA	NA	NA	NA
Phosphorus	365.4	mg/L	NA	NA	NA	NA	NA	NA	NA	NA	NA
Potassium	200.7	mg/L	NA	NA	NA	NA	NA	NA	NA	NA	NA
Silicon (as Si)	200.7	mg/L	NA	NA	NA	NA	NA	NA	NA	NA	NA
Silicon (as SiO2)	200.7	mg/L	NA	NA	NA	NA	NA	NA	NA	NA	NA
Sodium	200.7	mg/L	NA	NA	NA	NA	NA	NA	NA	NA	NA
Strontium	200.7	mg/L	NA	NA	NA	NA	NA	NA	NA	NA	NA
Thallium	200.8	mg/L	NA	NA	NA	NA	NA	NA	NA	NA	NA
Thorium	200.8	mg/L	NA	NA	NA	NA	NA	NA	NA	NA	NA
Vanadium	200.8	mg/L	NA	NA	NA	NA	NA	NA	NA	NA	NA
Zinc	200.8	mg/L	NA	NA	NA	NA	NA	NA	NA	NA	NA
VOLATILE ORGANIC COMPOUNDS (EPA 524.2)											
1,1-Dichloroethane	524.2	µg/L	NA	NA	NA	NA	NA	NA	NA	NA	NA
1,1-Dichloroethene	524.2	µg/L	NA	NA	NA	NA	NA	NA	NA	NA	NA
1,2-Dichloropropane	524.2	µg/L	0.13	0.13	0.13	0.13	0.13	0.13	0.13	0.13	0.13
1,2,4-Trimethylbenzene	524.2	µg/L	0.12	0.12	0.12	0.12	0.12	0.12	0.12	0.12	0.12
1,3,5-Trimethylbenzene	524.2	µg/L	<0.50	<0.50	<0.50	<0.50	<0.50	<0.50	<0.50	<0.50	<0.50
Benzene	524.2	µg/L	<0.50	<0.50	<0.50	<0.50	<0.50	<0.50	<0.50	<0.50	<0.50
Carbon disulfide	524.2	µg/L	NA	NA	NA	NA	NA	NA	NA	NA	NA
Chloroform	524.2	µg/L	0.12	0.12	0.12	0.12	0.12	0.12	0.12	0.12	0.12
Chloromethane	524.2	µg/L	<0.50	<0.50	<0.50	<0.50	<0.50	<0.50	<0.50	<0.50	<0.50
Ethylbenzene	524.2	µg/L	<0.50	<0.50	<0.50	<0.50	<0.50	<0.50	<0.50	<0.50	0.098
Isopropylbenzene	524.2	µg/L	<0.50	<0.50	<0.50	<0.50	<0.50	<0.50	<0.50	<0.50	<0.50
Naphthalene	524.2	µg/L	<0.50	<0.50	<0.50	<0.50	<0.50	<0.50	<0.50	<0.50	0.36
n-Butylbenzene	524.2	µg/L	<0.50	<0.50	<0.50	<0.50	<0.50	<0.50	<0.50	<0.50	<0.50
n-Propylbenzene	524.2	µg/L	<0.50	<0.50	<0.50	<0.50	<0.50	<0.50	<0.50	<0.50	<0.50
o-Xylene	524.2	µg/L	<0.50	<0.50	<0.50	<0.50	<0.50	<0.50	<0.50	<0.50	0.082
p- + m-Xylene	524.2	µg/L	0.28	0.28	0.28	0.28	0.28	0.28	0.28	0.28	0.28
p-Isopropyltoluene	524.2	µg/L	<0.50	<0.50	<0.50	<0.50	<0.50	<0.50	<0.50	<0.50	<0.50
Styrene	524.2	µg/L	<0.50	<0.50	<0.50	<0.50	<0.50	<0.50	<0.50	<0.50	0.068
Tetrachlorothene	524.2	µg/L	0.13	0.13	0.13	0.13	**0.13**	0.13	0.13	0.13	0.13
Toluene	524.2	µg/L	0.093	0.093	0.093	0.093	0.093	0.093	0.093	0.093	0.093
Trichloroethene	524.2	µg/L	**0.20**	**0.23**	**0.23**	**0.29**	**0.34**	**0.36**	0.085	0.085	0.085
Total Trihalomethanes	524.2	µg/L	0.63	NA	0.63	0.63	0.63	0.63	0.63	0.63	0.63
Xylenes, Total	524.2	µg/L	NA	NA	NA	NA	NA	NA	NA	NA	0.36
TIC: 2-Ethyl-1-hexanol		µg/L	NR	NR	NR	NR	NR	NR	NR	NR	NR

VOLATILE ORGANIC COMPOUNDS (EPA 8260B): ND
SEMI-VOLATILE ORGANIC COMPOUNDS (EPA 525.2): ND
SEMI-VOLATILE ORGANIC COMPOUNDS (EPA 8270C): ND
EDB and DBCP (EPA 8011): ND
EDB and DBCP (EPA 504.1): ND
ORGANOCHLORINE PESTICIDES AND PCB's (EPA 508): ND
CHLORINATED ACIDS (EPA 515.1): ND
ORGANOCHLORINE PESTICIDES (EPA 8081A): ND
CHLORINATED HERBCIDES (EPA 8151A): ND
CARBAMATE AND UREA PESTICIDES (EPA 632): ND
PCBs (EPA 8082): ND

TABLE 90 (CONT'D)
HISTORICAL SUMMARY DATA - WELL MIRO-3
RIALTO GWTS PERCHLORATE AND VOC REMEDIATION

ANALYTE	TEST METHOD	DATE / Lab ID / UNITS	10/8/10 1014209	10/15/10 1014595	10/22/10 1014987	10/29/10 1015240	11/5/10 1015602	2/10/11 1102439	6/16/11 1109632	8/18/11 1113467	11/17/11 1119319
BACTERIOLOGICAL											
E. Coli	SM922E	-	A	A	A	A	A	NA	NA	NA	NA
Heterotrophic Plate Count	SM9215B	CFU/mL	5	23	4	7	31	NA	NA	NA	NA
Total Coliform	SM922B	-	A	A	A	A	A	NA	NA	NA	NA
GENERAL CHEMISTRY											
Bicarbonate	310.1	mg/L	NA	NA	NA	NA	NA	NA	NA	NA	NA
Bicarbonate	SM2320B	mg/L	NA	NA	NA	NA	NA	NA	NA	NA	NA
Chloride	300.0	mg/L	NA	NA	NA	3.5	NA	NA	NA	NA	NA
Color	SM2120B	CU	NA	NA	NA	NA	NA	NA	NA	NA	NA
Electrical conductivity	120.1	µmhos/cm	NA	NA	NA	NA	NA	NA	NA	NA	NA
Electrical conductivity	SM2510B	µmhos/cm	NA	NA	NA	NA	NA	NA	NA	NA	NA
Fluoride	300.0	mg/L	NA	NA	NA	NA	NA	NA	NA	NA	NA
Hardness	Calc'd	mg/L	NA	NA	NA	NA	NA	NA	NA	NA	NA
Nitrate (as N)	300.0	mg/L	NA	NA	NA	NA	NA	NA	NA	NA	NA
Nitrate (as NO_3)	300.0	mg/L	NA	NA	NA	9.0	NA	NA	NA	NA	NA
Perchlorate	314.0	µg/L	5.3	6.2	6.3	6.7	5.9	0.61	0.61	0.61	0.27
Perchlorate	332.0	µg/L	NA	NA	NA	NA	NA	NA	NA	NA	NA
pH	150.1	Units	NA	NA	NA	NA	NA	NA	NA	NA	NA
Phenol	420.4	µg/L	NA	NA	NA	NA	NA	NA	NA	NA	NA
Sulfate	300.0	mg/L	NA	NA	NA	14	NA	NA	NA	NA	NA
Total Alkalinity (as $CaCO_3$)	310.1	mg/L	NA	NA	NA	140	NA	NA	NA	NA	NA
Total Dissolved Solids	160.1	mg/L	NA	NA	NA	NA	NA	NA	NA	NA	NA
Total Dissolved Solids	SM2540C	mg/L	NA	NA	NA	NA	NA	NA	NA	NA	NA
Turbidity	180.1	NTU	NA	NA	NA	NA	NA	NA	NA	NA	NA
Turbidity	180.1	NTU	NA	NA	NA	NA	NA	NA	NA	NA	NA
FIELD PARAMETERS											
Oxygen (Dissolved)	-	mg/L	NA	NA	NA	NA	NA	NA	NA	5.34	2.43
pH	-	Units	NA	NA	NA	NA	NA	NA	NA	7.57	9.58
Specific Conductance	-	µmhos/cm	NA	NA	NA	NA	NA	NA	NA	138	95
Temperature	-	°C	NA	NA	NA	NA	NA	NA	NA	20.8	17.0
Turbidity	-	NTU	NA	NA	NA	NA	NA	NA	NA	25.3	33.9
METALS											
Aluminum	200.7	mg/L									
Antimony	200.8	mg/L	NA	NA	NA	NA	NA	NA	NA	NA	NA
Barium	200.8	mg/L	NA	NA	NA	NA	NA	NA	NA	NA	NA
Barium	6020	mg/L	NA	NA	NA	NA	NA	NA	NA	NA	NA
Boron	200.7	mg/L	NA	NA	NA	NA	NA	NA	NA	NA	NA
Cadmium	200.8	mg/L	NA	NA	NA	NA	NA	NA	NA	NA	NA
Calcium	200.7	mg/L	NA	NA	NA	NA	NA	NA	NA	NA	NA
Cerium	200.7	mg/L	NA	NA	NA	NA	NA	NA	NA	NA	NA
Chromium (total)	6020	mg/L	NA	NA	NA	NA	NA	NA	NA	NA	NA
Chromium VI	218.6	mg/L	NA	NA	NA	NA	NA	NA	NA	NA	NA
Cobalt	200.8	mg/L	NA	NA	NA	NA	NA	NA	NA	NA	NA
Copper	200.8	mg/L	NA	NA	NA	NA	NA	NA	NA	NA	NA
Iron	200.7	mg/L	NA	NA	NA	NA	NA	NA	NA	NA	NA
Lead	200.8	mg/L	NA	NA	NA	NA	NA	NA	NA	NA	NA
Magnesium	200.7	mg/L	NA	NA	NA	NA	NA	NA	NA	NA	NA
Manganese	200.8	mg/L	NA	NA	NA	NA	NA	NA	NA	NA	NA
Mercury	200.8	mg/L	NA	NA	NA	NA	NA	NA	NA	NA	NA
Molybdenum	200.8	mg/L	NA	NA	NA	NA	NA	NA	NA	NA	NA
Nickel	6020	mg/L	NA	NA	NA	NA	NA	NA	NA	NA	NA
Phosphorus	365.4	mg/L	NA	NA	NA	NA	NA	NA	NA	NA	NA
Potassium	200.7	mg/L	NA	NA	NA	NA	NA	NA	NA	NA	NA
Silicon (as Si)	200.7	mg/L	NA	NA	NA	NA	NA	NA	NA	NA	NA
Silicon (as SiO2)	200.7	mg/L	NA	NA	NA	NA	NA	NA	NA	NA	NA
Sodium	200.7	mg/L	NA	NA	NA	NA	NA	NA	NA	NA	NA
Strontium	200.7	mg/L	NA	NA	NA	NA	NA	NA	NA	NA	NA
Thallium	200.8	mg/L	NA	NA	NA	NA	NA	NA	NA	NA	NA
Thorium	200.8	mg/L	NA	NA	NA	NA	NA	NA	NA	NA	NA
Vanadium	200.8	mg/L	NA	NA	NA	NA	NA	NA	NA	NA	NA
Zinc	200.8	mg/L	NA	NA	NA	NA	NA	NA	NA	NA	NA
VOLATILE ORGANIC COMPOUNDS (EPA 524.2)											
1,1-Dichloroethane	524.2	µg/L	NA	NA	NA	NA	NA	NA	NA	NA	NA
1,1-Dichloroethene	524.2	µg/L	NA	NA	NA	NA	NA	NA	NA	NA	NA
1,2-Dichloropropane	524.2	µg/L	0.13	0.13	0.13	**0.13**	0.13	0.13	0.13	0.13	0.13
1,2,4-Trimethylbenzene	524.2	µg/L	0.12	0.12	0.12	0.12	0.12	**0.16**	0.12	**0.16**	**0.18**
1,3,5-Trimethylbenzene	524.2	µg/L	<0.50	<0.50	<0.50	<0.50	0.12	0.12	0.12	0.12	**0.19**
Benzene	524.2	µg/L	<0.50	<0.50	<0.50	<0.50	0.083	0.083	0.083	0.083	**0.090**
Carbon disulfide	524.2	µg/L	0.38	0.38	0.38	0.38	0.38	0.38	0.38	0.38	0.38
Chloroform	524.2	µg/L	0.12	0.12	0.12	ND	ND	ND	ND	ND	ND
Chloromethane	524.2	µg/L	0.14	0.14	0.14	0.14	0.14	0.14	0.14	0.14	0.14
Ethylbenzene	524.2	µg/L	0.098	0.098	0.098	0.098	0.098	**0.24**	0.098	**0.32**	**0.46**
Isopropylbenzene	524.2	µg/L	ND	ND	ND	ND	ND	ND	ND	ND	
Naphthalene	524.2	µg/L	0.36	0.36	0.36	0.36	0.36	1.8	2.1	3.4	1.7
n-Butylbenzene	524.2	µg/L	ND	ND	ND	ND	ND	ND	ND	ND	ND
n-Propylbenzene	524.2	µg/L	0.11	0.11	0.11	0.11	0.11	0.11	0.11	0.11	**0.11**
o-Xylene	524.2	µg/L	0.082	0.082	0.082	0.082	0.082	0.51	0.082	0.66	0.93
p- + m-Xylene	524.2	µg/L	0.28	0.28	0.28	0.28	0.28	0.65	0.28	0.72	0.89
p-Isopropyltoluene	524.2	µg/L	ND	ND	ND	ND	ND	ND	ND	ND	ND
Styrene	524.2	µg/L	0.068	0.068	0.068	0.068	0.068	0.68	0.87	0.86	1.1
Tetrachlorothene	524.2	µg/L	0.13	0.13	0.13	0.13	**0.13**	0.13	0.13	0.13	0.13
Toluene	524.2	µg/L	0.093	0.093	0.093	0.093	0.093	23	21	20	21
Trichloroethene	524.2	µg/L	**0.45**	0.54	0.51	0.52	0.60	0.085	0.085	0.085	0.085
Total Trihalomethanes	524.2	µg/L	0.63	0.63	0.63	0.63	0.63	0.63	NA	NA	NA
Xylenes, Total	524.2	µg/L	0.36	0.36	0.36	0.36	0.36	1.2	NA	NA	NA
TIC: 2-Ethyl-1-hexanol		µg/L	NR	NR	NR	NR	NR	NR	NR	NR	NR
VOLATILE ORGANIC COMPOUNDS (EPA 8260B): ND											
SEMI-VOLATILE ORGANIC COMPOUNDS (EPA 525.2): ND											
SEMI-VOLATILE ORGANIC COMPOUNDS (EPA 8270C): ND											
EDB and DBCP (EPA 8011): ND											
EDB and DBCP (EPA 504.1): ND											
ORGANOCHLORINE PESTICIDES AND PCB's (EPA 508): ND											
CHLORINATED ACIDS (EPA 515.1): ND											
ORGANOCHLORINE PESTICIDES (EPA 8081A): ND											
CHLORINATED HERBCIDES (EPA 8151A): ND											
CARBAMATE AND UREA PESTICIDES (EPA 632): ND											
PCBs (EPA 8082): ND											

TABLE 90 (CONT'D)
HISTORICAL SUMMARY DATA - WELL MIRO-3
RIALTO GWTS PERCHLORATE AND VOC REMEDIATION

ANALYTE	TEST METHOD	DATE / Lab ID / UNITS	2/1/12 101997	4/5/12 1206076	6/5/12 1210324	8/14/12 1215368	10/4/12 1219225	11/15/12 1222289	1/10/13 1300876	2/6/13 1302767	4/10/13 1307475
BACTERIOLOGICAL											
E. Coli	SM922E	-	NA	NA	NA	NA	NA	NA	NA	NA	NA
Heterotrophic Plate Count	SM9215B	CFU/mL	NA	NA	NA	NA	NA	NA	NA	NA	NA
Total Coliform	SM922B	-	NA	NA	NA	NA	NA	NA	NA	NA	NA
GENERAL CHEMISTRY											
Bicarbonate	310.1	mg/L	NA	NA	NA	NA	NA	NA	NA	NA	NA
Bicarbonate	SM2320B	mg/L	NA	NA	NA	NA	NA	NA	NA	NA	NA
Chloride	300.0	mg/L	NA	NA	NA	NA	NA	NA	NA	NA	NA
Color	SM2120B	CU	NA	NA	NA	NA	NA	NA	NA	NA	NA
Electrical conductivity	120.1	µmhos/cm	NA	NA	NA	NA	NA	NA	NA	NA	NA
Electrical conductivity	SM2510B	µmhos/cm	NA	NA	NA	NA	NA	NA	NA	NA	NA
Fluoride	300.0	mg/L	NA	NA	NA	NA	NA	NA	NA	NA	NA
Hardness	Calc'd	mg/L	NA	NA	NA	NA	NA	NA	NA	NA	NA
Nitrate (as N)	300.0	mg/L	NA	NA	NA	NA	NA	NA	NA	NA	NA
Nitrate (as NO_3)	300.0	mg/L	NA	NA	NA	NA	NA	NA	NA	NA	NA
Perchlorate	314.0	µg/L	0.20	0.81	0.81	0.81	0.81	0.81	0.81	0.81	0.81
Perchlorate	332.0	µg/L	NA	NA	NA	NA	NA	NA	NA	NA	NA
pH	150.1	Units	NA	NA	NA	NA	NA	NA	NA	NA	NA
Phenol	420.4	µg/L	NA	NA	NA	NA	NA	NA	NA	NA	NA
Sulfate	300.0	mg/L	NA	NA	NA	NA	NA	NA	NA	NA	NA
Total Alkalinity (as $CaCO_3$)	310.1	mg/L	NA	NA	NA	NA	NA	NA	NA	NA	NA
Total Dissolved Solids	160.1	mg/L	NA	NA	NA	NA	NA	NA	NA	NA	NA
Total Dissolved Solids	SM2540C	mg/L	NA	NA	NA	NA	NA	NA	NA	NA	NA
Turbidity	180.1	NTU	NA	NA	NA	NA	NA	NA	NA	NA	NA
Turbidity	180.1	NTU	NA	NA	NA	NA	NA	NA	NA	NA	NA
FIELD PARAMETERS											
Oxygen (Dissolved)	-	mg/L	5.45	NA	NA	1.21	1.94	2.61	3.32	2.38	1.55
pH	-	Units	6.96	NA	NA	7.33	9.82	7.04	7.81	7.35	10.66
Specific Conductance	-	µmhos/cm	152	NA	NA	136	6,093	148	149	159	78
Temperature	-	°C	16.93	NA	NA	21.85	22.19	16.66	14.68	17.13	22.90
Turbidity	-	NTU	>800	NA	NA	86.9	459	200	76.3	164	539
METALS											
Aluminum	200.7	mg/L	NA	NA	NA	NA	NA	NA	NA	NA	NA
Antimony	200.8	mg/L	NA	NA	NA	NA	NA	NA	NA	NA	NA
Barium	200.8	mg/L	NA	NA	NA	NA	NA	NA	NA	NA	NA
Barium	6020	mg/L	NA	NA	NA	NA	NA	NA	NA	NA	NA
Boron	200.7	mg/L	NA	NA	NA	NA	NA	NA	NA	NA	NA
Cadmium	200.8	mg/L	NA	NA	NA	NA	NA	NA	NA	NA	NA
Calcium	200.7	mg/L	NA	NA	NA	NA	NA	NA	NA	NA	NA
Cerium	200.7	mg/L	NA	NA	NA	NA	NA	NA	NA	NA	NA
Chromium (total)	6020	mg/L	NA	NA	NA	NA	NA	NA	NA	NA	NA
Chromium VI	218.6	mg/L	NA	NA	NA	NA	NA	NA	NA	NA	NA
Cobalt	200.8	mg/L	NA	NA	NA	NA	NA	NA	NA	NA	NA
Copper	200.8	mg/L	NA	NA	NA	NA	NA	NA	NA	NA	NA
Iron	200.7	mg/L	NA	NA	NA	NA	NA	NA	NA	NA	NA
Lead	200.8	mg/L	NA	NA	NA	NA	NA	NA	NA	NA	NA
Magnesium	200.7	mg/L	NA	NA	NA	NA	NA	NA	NA	NA	NA
Manganese	200.8	mg/L	NA	NA	NA	NA	NA	NA	NA	NA	NA
Mercury	200.8	mg/L	NA	NA	NA	NA	NA	NA	NA	NA	NA
Molybdenum	200.8	mg/L	NA	NA	NA	NA	NA	NA	NA	NA	NA
Nickel	6020	mg/L	NA	NA	NA	NA	NA	NA	NA	NA	NA
Phosphorus	365.4	mg/L	NA	NA	NA	NA	NA	NA	NA	NA	NA
Potassium	200.7	mg/L	NA	NA	NA	NA	NA	NA	NA	NA	NA
Silicon (as Si)	200.7	mg/L	NA	NA	NA	NA	NA	NA	NA	NA	NA
Silicon (as SiO2)	200.7	mg/L	NA	NA	NA	NA	NA	NA	NA	NA	NA
Sodium	200.7	mg/L	NA	NA	NA	NA	NA	NA	NA	NA	NA
Strontium	200.7	mg/L	NA	NA	NA	NA	NA	NA	NA	NA	NA
Thallium	200.8	mg/L	NA	NA	NA	NA	NA	NA	NA	NA	NA
Thorium	200.8	mg/L	NA	NA	NA	NA	NA	NA	NA	NA	NA
Vanadium	200.8	mg/L	NA	NA	NA	NA	NA	NA	NA	NA	NA
Zinc	200.8	mg/L	NA	NA	NA	NA	NA	NA	NA	NA	NA
VOLATILE ORGANIC COMPOUNDS (EPA 524.2)											
1,1-Dichloroethane	524.2	µg/L	NA	NA	NA	NA	NA	NA	NA	NA	NA
1,1-Dichloroethene	524.2	µg/L	NA	NA	NA	NA	NA	NA	NA	NA	NA
1,2-Dichloropropane	524.2	µg/L	0.13	0.13	0.13	0.13	0.13	0.13	0.13	0.13	**0.13**
1,2,4-Trimethylbenzene	524.2	µg/L	**0.15**	**0.16**	**0.14**	**0.16**	**0.16**	**0.14**	**0.17**	0.12	0.12
1,3,5-Trimethylbenzene	524.2	µg/L	0.12	0.12	0.12	0.12	0.12	0.12	0.12	0.12	0.12
Benzene	524.2	µg/L	0.083	0.083	0.083	0.083	0.083	0.083	0.083	**0.090**	0.083
Carbon disulfide	524.2	µg/L	0.38	0.38	0.38	0.38	0.38	**0.51**	0.38	0.38	0.38
Chloroform	524.2	µg/L	ND	ND	ND	ND	ND	ND	ND	ND	ND
Chloromethane	524.2	µg/L	0.14	0.14	0.14	0.14	0.14	**0.22**[5]	0.14	0.14	0.14
Ethylbenzene	524.2	µg/L	**0.45**	**0.45**	0.53	0.63	0.66	0.60	0.64	0.73	0.57
Isopropylbenzene	524.2	µg/L	ND	ND	ND	ND	ND	ND	ND	ND	ND
Naphthalene	524.2	µg/L	2.2	1.7	0.36	2.4	1.7	2.7	3.5	0.93	2.4
n-Butylbenzene	524.2	µg/L	ND	ND	ND	ND	ND	ND	ND	ND	ND
n-Propylbenzene	524.2	µg/L	0.11	0.11	0.11	0.11	0.11	0.11	0.11	0.11	0.11
o-Xylene	524.2	µg/L	0.88	1.0	1.0	1.2	1.3	1.1	1.2	1.3	0.91
p- + m-Xylene	524.2	µg/L	0.86	0.93	0.94	1.1	1.2	1.1	1.1	1.2	0.76
p-Isopropyltoluene	524.2	µg/L	ND	ND	ND	ND	ND	ND	ND	ND	ND
Styrene	524.2	µg/L	0.99	0.95	1.0	1.1	0.068	1.2	1.3	1.4	0.58
Tetrachlorothene	524.2	µg/L	0.13	0.13	0.13	0.13	0.13	0.13	0.13	0.13	0.13
Toluene	524.2	µg/L	18	19	19	20	20	18	21	19	16
Trichloroethene	524.2	µg/L	0.085	0.085	0.085	0.085	0.085	0.085	0.085	0.085	0.085
Total Trihalomethanes	524.2	µg/L	NA	0.63	0.63	NA	NA	NA	NA	NA	NA
Xylenes, Total	524.2	µg/L	NA	2.0	1.9	NA	NA	NA	NA	NA	NA
TIC: 2-Ethyl-1-hexanol		µg/L	0.33	NR	NR	NR	NR	NR	NR	NR	NR
VOLATILE ORGANIC COMPOUNDS (EPA 8260B): ND											
SEMI-VOLATILE ORGANIC COMPOUNDS (EPA 525.2): ND											
SEMI-VOLATILE ORGANIC COMPOUNDS (EPA 8270C): ND											
EDB and DBCP (EPA 8011): ND											
EDB and DBCP (EPA 504.1): ND											
ORGANOCHLORINE PESTICIDES AND PCB's (EPA 508): ND											
CHLORINATED ACIDS (EPA 515.1): ND											
ORGANOCHLORINE PESTICIDES (EPA 8081A): ND											
CHLORINATED HERBCIDES (EPA 8151A): ND											
CARBAMATE AND UREA PESTICIDES (EPA 632): ND											
PCBs (EPA 8082): ND											

TABLE 90 (CONT'D)
HISTORICAL SUMMARY DATA - WELL MIRO-3
RIALTO GWTS PERCHLORATE AND VOC REMEDIATION

ANALYTE	TEST METHOD	DATE / Lab ID / UNITS	5/14/13 1310150	8/15/13 1317693	10/21/13 1323016	11/11/13 1324748	12/19/13 re-test A	12/19/13 re-test B	1/8/14 1400694	2/13/14 1403545	4/29/14 1409541
BACTERIOLOGICAL											
E. Coli	SM922E	-	NA	NA	NA	NA	NA	NA	NA	NA	NA
Heterotrophic Plate Count	SM9215B	CFU/mL	NA	NA	NA	NA	NA	NA	NA	NA	NA
Total Coliform	SM922B	-	NA	NA	NA	NA	NA	NA	NA	NA	NA
GENERAL CHEMISTRY											
Bicarbonate	310.1	mg/L	NA	NA	NA	NA	NA	NA	NA	NA	NA
Bicarbonate	SM2320B	mg/L	NA	NA	NA	NA	NA	NA	NA	NA	NA
Chloride	300.0	mg/L	NA	NA	NA	NA	NA	NA	NA	NA	NA
Color	SM2120B	CU	NA	NA	NA	NA	NA	NA	NA	NA	NA
Electrical conductivity	120.1	µmhos/cm	NA	NA	NA	NA	NA	NA	NA	NA	NA
Electrical conductivity	SM2510B	µmhos/cm	NA	NA	NA	NA	NA	NA	NA	NA	NA
Fluoride	300.0	mg/L	NA	NA	NA	NA	NA	NA	NA	NA	NA
Hardness	Calc'd	mg/L	NA	NA	NA	NA	NA	NA	NA	NA	NA
Nitrate (as N)	300.0	mg/L	NA	NA	NA	NA	NA	NA	NA	NA	NA
Nitrate (as NO_3)	300.0	mg/L	NA	NA	NA	NA	NA	NA	NA	NA	NA
Perchlorate	314.0	µg/L	0.81	NA	0.81	7.2[5]	0.45	0.45	0.45	**0.83**	0.45
Perchlorate	332.0	µg/L	NA	NA	NA	NA	NA	NA	NA	NA	NA
pH	150.1	Units	NA	NA	NA	NA	NA	NA	NA	NA	NA
Phenol	420.4	µg/L	NA	NA	NA	NA	NA	NA	NA	NA	NA
Sulfate	300.0	mg/L	NA	NA	NA	NA	NA	NA	NA	NA	NA
Total Alkalinity (as $CaCO_3$)	310.1	mg/L	NA	NA	NA	NA	NA	NA	NA	NA	NA
Total Dissolved Solids	160.1	mg/L	NA	NA	NA	NA	NA	NA	NA	NA	NA
Total Dissolved Solids	SM2540C	mg/L	NA	NA	NA	NA	NA	NA	NA	NA	NA
Turbidity	180.1	NTU	NA	NA	NA	NA	NA	NA	NA	NA	NA
Turbidity	180.1	NTU	NA	NA	NA	NA	NA	NA	NA	NA	NA
FIELD PARAMETERS											
Oxygen (Dissolved)	Joriba	mg/L	2.85	1.67	2.03	0.59	3.75	-	2.99	2.84	4.20
pH	Joriba	Units	6.83	10.68	7.28	7.94	8.44	-	8.57	6.77	6.89
Specific Conductance	Joriba	µmhos/cm	207	87	146	157	160	-	115	144	201
Temperature	Joriba	°C	22.60	27.47	16.92	20.05	16.69	-	17.73	18.36	22.13
Turbidity	Joriba	NTU	79.2	61.0	368.0	570	64	-	375	50.7	71.1
METALS											
Aluminum	200.7	mg/L	NA	NA	NA	NA	NA	NA	NA	NA	NA
Antimony	200.8	mg/L	NA	NA	NA	NA	NA	NA	NA	NA	NA
Barium	200.8	mg/L	NA	NA	NA	NA	NA	NA	NA	NA	NA
Barium	6020	mg/L	NA	NA	NA	NA	NA	NA	NA	NA	NA
Boron	200.7	mg/L	NA	NA	NA	NA	NA	NA	NA	NA	NA
Cadmium	200.8	mg/L	NA	NA	NA	NA	NA	NA	NA	NA	NA
Calcium	200.7	mg/L	NA	NA	NA	NA	NA	NA	NA	NA	NA
Cerium	200.7	mg/L	NA	NA	NA	NA	NA	NA	NA	NA	NA
Chromium (total)	6020	mg/L	NA	NA	NA	NA	NA	NA	NA	NA	NA
Chromium VI	218.6	mg/L	NA	NA	NA	NA	NA	NA	NA	NA	NA
Cobalt	200.8	mg/L	NA	NA	NA	NA	NA	NA	NA	NA	NA
Copper	200.8	mg/L	NA	NA	NA	NA	NA	NA	NA	NA	NA
Iron	200.7	mg/L	NA	NA	NA	NA	NA	NA	NA	NA	NA
Lead	200.8	mg/L	NA	NA	NA	NA	NA	NA	NA	NA	NA
Magnesium	200.7	mg/L	NA	NA	NA	NA	NA	NA	NA	NA	NA
Manganese	200.8	mg/L	NA	NA	NA	NA	NA	NA	NA	NA	NA
Mercury	200.8	mg/L	NA	NA	NA	NA	NA	NA	NA	NA	NA
Molybdenum	200.8	mg/L	NA	NA	NA	NA	NA	NA	NA	NA	NA
Nickel	6020	mg/L	NA	NA	NA	NA	NA	NA	NA	NA	NA
Phosphorus	365.4	mg/L	NA	NA	NA	NA	NA	NA	NA	NA	NA
Potassium	200.7	mg/L	NA	NA	NA	NA	NA	NA	NA	NA	NA
Silicon (as Si)	200.7	mg/L	NA	NA	NA	NA	NA	NA	NA	NA	NA
Silicon (as SiO2)	200.7	mg/L	NA	NA	NA	NA	NA	NA	NA	NA	NA
Sodium	200.7	mg/L	NA	NA	NA	NA	NA	NA	NA	NA	NA
Strontium	200.7	mg/L	NA	NA	NA	NA	NA	NA	NA	NA	NA
Thallium	200.8	mg/L	NA	NA	NA	NA	NA	NA	NA	NA	NA
Thorium	200.8	mg/L	NA	NA	NA	NA	NA	NA	NA	NA	NA
Vanadium	200.8	mg/L	NA	NA	NA	NA	NA	NA	NA	NA	NA
Zinc	200.8	mg/L	NA	NA	NA	NA	NA	NA	NA	NA	NA
VOLATILE ORGANIC COMPOUNDS (EPA 524.2)											
1,1-Dichloroethane	524.2	µg/L	NA	NA	NA	NA	NA	NA	NA	NA	NA
1,1-Dichloroethene	524.2	µg/L	NA	NA	NA	NA	NA	NA	NA	NA	NA
1,2-Dichloropropane	524.2	µg/L	0.13	0.13	0.13	0.13	NA	NA	0.13	0.13	0.13
1,2,4-Trimethylbenzene	524.2	µg/L	1.4	0.12	**0.13**	**0.15**	NA	NA	**0.12**	**0.14**	**0.14**
1,3,5-Trimethylbenzene	524.2	µg/L	0.12	0.12	0.12	0.12	NA	NA	0.12	0.12	0.12
Benzene	524.2	µg/L	0.083	0.083	**0.10**	**0.090**	NA	NA	0.083	0.083	0.083
Carbon disulfide	524.2	µg/L	0.38	0.38	0.38	0.38	NA	NA	0.38	0.38	0.38
Chloroform	524.2	µg/L	ND	ND	ND	ND	NA	NA	ND	ND	ND
Chloromethane	524.2	µg/L	0.14	0.14	0.14	0.14	NA	NA	0.14	0.14	0.14
Ethylbenzene	524.2	µg/L	0.55	**0.34**	0.64	0.71	NA	NA	0.57	0.70	0.55
Isopropylbenzene	524.2	µg/L	ND	ND	ND	ND	NA	NA	ND	ND	ND
Naphthalene	524.2	µg/L	0.36	1.2	0.88	1.9	NA	NA	1.4	1.6	1.3
n-Butylbenzene	524.2	µg/L	0.11	ND	ND	ND	NA	NA	ND	ND	ND
n-Propylbenzene	524.2	µg/L	0.11	0.11	0.11	0.11	NA	NA	0.11	0.11	0.11
o-Xylene	524.2	µg/L	1.0	**0.28**[6]	1.0	1.2	NA	NA	1.0	1.2	0.93
p- + m-Xylene	524.2	µg/L	0.87	0.28	0.95	1.1	NA	NA	0.91	1.0	0.75
p-Isopropyltoluene	524.2	µg/L	ND	ND	ND	ND	NA	NA	ND	ND	ND
Styrene	524.2	µg/L	0.94	0.068	1.1	1.2	NA	NA	0.96	1.1	0.74
Tetrachlorothene	524.2	µg/L	0.13	0.13	0.13	0.13	NA	NA	0.13	0.13	0.13
Toluene	524.2	µg/L	17	8.6	15	16	NA	NA	14	15	12
Trichloroethene	524.2	µg/L	0.085	0.085	0.085	0.085	NA	NA	0.085	0.085	0.085
Total Trihalomethanes	524.2	µg/L	NA	NA	NA	NA	NA	NA	NA	NA	NA
Xylenes, Total	524.2	µg/L	NA	NA	NA	NA	NA	NA	NA	NA	NA
TIC: 2-Ethyl-1-hexanol		µg/L	NR	NR	NR	NR	NA	NA	NA	NA	NA

VOLATILE ORGANIC COMPOUNDS (EPA 8260B): ND
SEMI-VOLATILE ORGANIC COMPOUNDS (EPA 525.2): ND
SEMI-VOLATILE ORGANIC COMPOUNDS (EPA 8270C): ND
EDB and DBCP (EPA 8011): ND
EDB and DBCP (EPA 504.1): ND
ORGANOCHLORINE PESTICIDES AND PCB's (EPA 508): ND
CHLORINATED ACIDS (EPA 515.1): ND
ORGANOCHLORINE PESTICIDES (EPA 8081A): ND
CHLORINATED HERBCIDES (EPA 8151A): ND
CARBAMATE AND UREA PESTICIDES (EPA 632): ND
PCBs (EPA 8082): ND

TABLE 90 (CONT'D)
HISTORICAL SUMMARY DATA - WELL MIRO-3
RIALTO GWTS PERCHLORATE AND VOC REMEDIATION

ANALYTE	TEST METHOD	DATE / Lab ID / UNITS	6/25/14	8/18/14 1419148	10/8/14 B4J0834[h]	10/8/14 B4J0849[h]	10/9/14 B4J1094[h]	10/10/14 B4J1168[h]	10/13/14 1424328	11/17/14 1427429	1/22/15 1501858
BACTERIOLOGICAL											
E. Coli	SM922E	NC	NA	NA	A	NA	NA	NA	NA	NA	NA
Heterotrophic Plate Count	SM9215B	33.0	NA	NA	200	NA	NA	NA	NA	NA	NA
Total Coliform	SM922B	NC	NA	NA	A	NA	NA	NA	NA	NA	NA
GENERAL CHEMISTRY											
Bicarbonate	310.1	mg/L	NA	NA	NA	NA	NA	NA	NA	NA	NA
Bicarbonate	SM2320B	mg/L	NA	NA	NA	NA	NA	NA	NA	NA	NA
Chloride	300.0	mg/L	NA	NA	NA	NA	NA	NA	NA	NA	NA
Color	SM2120B	CU	NA	NA	NA	NA	NA	NA	NA	NA	NA
Electrical conductivity	120.1	µmhos/cm	NA	NA	NA	NA	NA	NA	NA	NA	NA
Electrical conductivity	SM2510B	µmhos/cm	NA	NA	NA	NA	NA	NA	NA	NA	NA
Fluoride	300.0	mg/L	NA	NA	NA	NA	NA	NA	NA	NA	NA
Hardness	Calc'd	mg/L	NA	NA	NA	NA	NA	NA	NA	NA	NA
Nitrate (as N)	300.0	mg/L	NA	NA	NA	NA	0.1	NA	NA	NA	NA
Nitrate (as NO_3)	300.0	mg/L	NA	NA	NA	NA	NA	NA	NA	NA	NA
Perchlorate	314.0	µg/L	NA	5.3	16	20	9.4	11	3.5	13	**1.5**
Perchlorate	332.0	µg/L	NA	NA	NA	18	NA	13	NA	NA	NA
pH	150.1	Units	NA	NA	NA	NA	NA	NA	NA	NA	NA
Phenol	420.4	µg/L	NA	NA	NA	NA	NA	NA	NA	NA	NA
Sulfate	300.0	mg/L	NA	NA	NA	NA	NA	NA	NA	NA	NA
Total Alkalinity (as $CaCO_3$)	310.1	mg/L	NA	NA	NA	NA	NA	NA	NA	NA	NA
Total Dissolved Solids	160.1	mg/L	NA	NA	NA	NA	NA	NA	NA	NA	NA
Total Dissolved Solids	SM2540C	mg/L	NA	NA	NA	NA	NA	NA	NA	NA	NA
Turbidity	180.1	NTU	NA	NA	NA	NA	5.50	NA	NA	NA	NA
Turbidity	180.1	NTU	NA	NA	NA	NA	5.50	NA	NA	NA	NA
FIELD PARAMETERS											
Oxygen (Dissolved)	-	mg/L	2.71	0.93	NA	NA	NA	NA	2.97	1.09	2.09
pH	-	Units	7.01	7.28	NA	NA	NA	NA	6.67	8.39	7.19
Specific Conductance	-	µmhos/cm	237	122	NA	NA	NA	NA	215	174	479
Temperature	-	°C	26.11	23.36	NA	NA	NA	NA	21.05	19.76	17.27
Turbidity	-	NTU	53.3	355	NA	NA	NA	NA	244	575	600
METALS											
Aluminum	200.7	mg/L	NA				0.16		NA	NA	NA
Antimony	200.8	mg/L	NA	NA	NA	NA	0.006	NA	NA	NA	NA
Barium	200.8	mg/L	NA	NA	NA	NA	0.1	NA	NA	NA	NA
Barium	6020	mg/L	NA	NA	NA	NA	NA	NA	NA	NA	NA
Boron	200.7	mg/L	NA	NA	NA	NA	NA	NA	NA	NA	NA
Cadmium	200.8	mg/L	NA	NA	NA	NA	0.001	NA	NA	NA	NA
Calcium	200.7	mg/L	NA	NA	NA	NA	NA	NA	NA	NA	NA
Cerium	200.7	mg/L	NA	NA	NA	NA	NA	NA	NA	NA	NA
Chromium (total)	6020	mg/L	NA	NA	NA	NA	NA	NA	NA	NA	NA
Chromium VI	218.6	mg/L	NA	NA	NA	NA	NA	NA	NA	NA	NA
Cobalt	200.8	mg/L	NA	NA	NA	NA	NA	NA	NA	NA	NA
Copper	200.8	mg/L	NA	NA	NA	NA	0.05	NA	NA	NA	NA
Iron	200.7	mg/L	NA	NA	NA	NA	0.23	NA	NA	NA	NA
Lead	200.8	mg/L	NA	NA	NA	NA	0.005	NA	NA	NA	NA
Magnesium	200.7	mg/L	NA	NA	NA	NA	NA	NA	NA	NA	NA
Manganese	200.8	mg/L	NA	NA	NA	NA	0.02	NA	NA	NA	NA
Mercury	200.8	mg/L	NA	NA	NA	NA	0.001	NA	NA	NA	NA
Molybdenum	200.8	mg/L	NA	NA	NA	NA	NA	NA	NA	NA	NA
Nickel	6020	mg/L	NA	NA	NA	NA	0.01	NA	NA	NA	NA
Phosphorus	365.4	mg/L	NA	NA	NA	NA	NA	NA	NA	NA	NA
Potassium	200.7	mg/L	NA	NA	NA	NA	NA	NA	NA	NA	NA
Silicon (as Si)	200.7	mg/L	NA	NA	NA	NA	NA	NA	NA	NA	NA
Silicon (as SiO2)	200.7	mg/L	NA	NA	NA	NA	NA	NA	NA	NA	NA
Sodium	200.7	mg/L	NA	NA	NA	NA	NA	NA	NA	NA	NA
Strontium	200.7	mg/L	NA	NA	NA	NA	NA	NA	NA	NA	NA
Thallium	200.8	mg/L	NA	NA	NA	NA	0.001	NA	NA	NA	NA
Thorium	200.8	mg/L	NA	NA	NA	NA	NA	NA	NA	NA	NA
Vanadium	200.8	mg/L	NA	NA	NA	NA	NA	NA	NA	NA	NA
Zinc	200.8	mg/L	NA	NA	NA	NA	0.05	NA	NA	NA	NA
VOLATILE ORGANIC COMPOUNDS (EPA 524.2)											
1,1-Dichloroethane	524.2	µg/L	NA	NA	NA	NA	NA	NA	NA	NA	NA
1,1-Dichloroethene	524.2	µg/L	NA	NA	NA	NA	NA	NA	NA	NA	NA
1,2-Dichloropropane	524.2	µg/L	NA	0.13	NA	NA	NA	NA	**0.15**	**0.24**	0.13
1,2,4-Trimethylbenzene	524.2	µg/L	NA	0.12	NA	NA	NA	NA	0.12	0.12	5.5
1,3,5-Trimethylbenzene	524.2	µg/L	NA	0.12	NA	NA	NA	NA	0.12	0.12	1.3
Benzene	524.2	µg/L	NA	0.083	NA	NA	NA	NA	0.083	0.083	1.2
Carbon disulfide	524.2	µg/L	NA	0.38	NA	NA	NA	NA	0.38	0.38	0.38
Chloroform	524.2	µg/L	NA	0.12	NA	NA	NA	NA	0.12	0.12	1.1
Chloromethane	524.2	µg/L	NA	0.14	NA	NA	NA	NA	0.14	0.14	0.14
Ethylbenzene	524.2	µg/L	NA	**0.34**	NA	NA	NA	NA	**0.28**	**0.11**	2.9
Isopropylbenzene	524.2	µg/L	NA	0.14	NA	NA	NA	NA	0.14	0.14	**0.23**
Naphthalene	524.2	µg/L	NA	0.36	NA	NA	NA	NA	0.36	0.36	1.6
n-Butylbenzene	524.2	µg/L	NA	0.11	NA	NA	NA	NA	0.11	0.11	**0.20**
n-Propylbenzene	524.2	µg/L	NA	0.11	NA	NA	NA	NA	0.11	0.11	0.78
o-Xylene	524.2	µg/L	NA	0.57	NA	NA	NA	NA	**0.32**	**0.13**	4.1
p- + m-Xylene	524.2	µg/L	NA	**0.46**	NA	NA	NA	NA	0.28	0.28	11
p-Isopropyltoluene	524.2	µg/L	NA	**0.43**	NA	NA	NA	NA	0.12	0.12	**0.15**
Styrene	524.2	µg/L	NA	**0.43**	NA	NA	NA	NA	0.068	**0.13**	0.068
Tetrachlorothene	524.2	µg/L	NA	0.13	NA	NA	NA	NA	0.13	**0.14**	NA
Toluene	524.2	µg/L	NA	7.9	NA	NA	NA	NA	3.8	2.0	6.0
Trichloroethene	524.2	µg/L	NA	0.085	NA	NA	NA	NA	**0.33**	0.92	0.085
Total Trihalomethanes	524.2	µg/L	NA	NA	NA	NA	NA	NA	NA	NA	NA
Xylenes, Total	524.2	µg/L	NA	NA	NA	NA	NA	NA	NA	NA	NA
TIC: 2-Ethyl-1-hexanol	524.2	µg/L	NA	NA	NA	NA	NA	NA	NA	NA	NA

VOLATILE ORGANIC COMPOUNDS (EPA 8260B): ND
SEMI-VOLATILE ORGANIC COMPOUNDS (EPA 525.2): ND
SEMI-VOLATILE ORGANIC COMPOUNDS (EPA 8270C): ND
EDB and DBCP (EPA 8011): ND
EDB and DBCP (EPA 504.1): ND
ORGANOCHLORINE PESTICIDES AND PCB's (EPA 508): ND
CHLORINATED ACIDS (EPA 515.1): ND
ORGANOCHLORINE PESTICIDES (EPA 8081A): ND
CHLORINATED HERBCIDES (EPA 8151A): ND
CARBAMATE AND UREA PESTICIDES (EPA 632): ND
PCBs (EPA 8082): ND

TABLE 90 (CONT'D)
HISTORICAL SUMMARY DATA - WELL MIRO-3
RIALTO GWTS PERCHLORATE AND VOC REMEDIATION

ANALYTE	TEST METHOD	DATE / Lab ID / UNITS	2/5/15 1503147	2/18/15 1504107	3/3/15 15C0173	3/26/15 1507363	4/7/15 15D0530	4/15/15 15D1237	4/21/15 15D1708	5/415 1510781	5/5/15 15E0219
BACTERIOLOGICAL											
E. Coli	SM922E	NC	NA	NA	A	NA	NA	NA	NA	NA	A
Heterotrophic Plate Count	SM9215B	33.0	NA	NA	NA	NA	NA	NA	NA	NA	NA
Total Coliform	SM922B	NC	NA	NA	A	NA	NA	NA	NA	NA	A
GENERAL CHEMISTRY											
Bicarbonate	310.1	mg/L	NA	NA	NA	NA	NA	NA	NA	NA	NA
Bicarbonate	SM2320B	mg/L	NA	NA	NA	NA	NA	NA	NA	NA	NA
Chloride	300.0	mg/L	NA	3.8	NA	NA	NA	NA	NA	NA	NA
Color	SM2120B	CU	NA	NA	NA	NA	NA	NA	NA	NA	NA
Electrical conductivity	120.1	µmhos/cm	NA	NA	NA	NA	NA	NA	NA	NA	NA
Electrical conductivity	SM2510B	µmhos/cm	NA	NA	NA	NA	NA	NA	NA	NA	NA
Fluoride	300.0	mg/L	NA	NA	NA	NA	NA	NA	NA	NA	NA
Hardness	Calc'd	mg/L	NA	130	NA	NA	NA	NA	NA	NA	NA
Nitrate (as N)	300.0	mg/L	NA	2.1	NA	NA	NA	NA	NA	NA	NA
Nitrate (as NO_3)	300.0	mg/L	NA	NA	9.4	NA	NA	10	NA	NA	NA
Perchlorate	314.0	µg/L	14	NA	17	17	18	18	18	18	18
Perchlorate	332.0	µg/L	NA	NA	NA	NA	NA	NA	NA	NA	NA
pH	150.1	Units	NA	NA	NA	NA	NA	NA	NA	NA	NA
Phenol	420.4	µg/L	NA	NA	**7**	NA	**10**	**7**	**8**	NA	**10**
Sulfate	300.0	mg/L	NA	15	16	NA	NA	16	NA	NA	NA
Total Alkalinity (as $CaCO_3$)	310.1	mg/L	NA	140	NA	NA	NA	NA	NA	NA	NA
Total Dissolved Solids	160.1	mg/L	NA	200	NA	NA	NA	NA	NA	NA	NA
Total Dissolved Solids	SM2540C	mg/L	NA	NA	NA	NA	NA	NA	NA	NA	NA
Turbidity	180.1	NTU	NA	NA	NA	NA	NA	NA	NA	NA	NA
Turbidity	180.1	NTU	NA	NA	NA	NA	NA	NA	NA	NA	NA
FIELD PARAMETERS											
Oxygen (Dissolved)	-	mg/L	8.71	NA	8.39	9.39	NA	NA	NA	6.69	NA
pH	-	Units	7.03	NA	5.46	7.97	NA	NA	NA	5.19	NA
Specific Conductance	-	µmhos/cm	745	NA	1,030	759	NA	NA	NA	1,150	NA
Temperature	-	°C	21.30	NA	18.29	21.12	NA	NA	NA	19.11	16.72
Turbidity	-	NTU	0.3	NA	0.2	0.0	NA	NA	NA	0.0	NA
METALS											
Aluminum	6010B	µg/L	NA	NA	NA	NA	NA	NA	NA	NA	NA
Antimony	6010B	mg/L	NA	0.0049	NA	NA	NA	NA	NA	NA	NA
Barium	6010B	mg/L	NA	0.018	NA	NA	NA	NA	NA	NA	NA
Barium	6010B	mg/L	NA	NA	NA	NA	NA	NA	NA	NA	NA
Boron	6010B	mg/L	NA	NA	NA	NA	NA	NA	NA	NA	NA
Cadmium	6010B	mg/L	NA	0.0011	NA	NA	NA	NA	NA	NA	NA
Calcium	6010B	mg/L	NA	45	NA	NA	NA	NA	NA	NA	NA
Cerium	6010B	mg/L	NA	NA	NA	NA	NA	NA	NA	NA	NA
Chromium (total)	6010B	mg/L	NA	NA	NA	NA	NA	NA	NA	NA	NA
Chromium VI	6010B	mg/L	NA	NA	NA	NA	NA	NA	NA	NA	NA
Cobalt	6010B	mg/L	NA	0.0011	NA	NA	NA	NA	NA	NA	NA
Copper	6010B	mg/L	NA	0.0010	NA	NA	NA	NA	NA	NA	NA
Iron	6010B	mg/L	NA	NA	NA	NA	NA	NA	NA	NA	NA
Lead	6010B	mg/L	NA	0.0035	NA	NA	NA	NA	NA	NA	NA
Magnesium	6010B	mg/L	NA	5.0	NA	NA	NA	NA	NA	NA	NA
Manganese	6010B	mg/L	NA	NA	NA	NA	NA	NA	NA	NA	NA
Mercury	7470A	mg/L	NA	**0.000038**	NA	NA	NA	NA	NA	NA	NA
Molybdenum	6010B	mg/L	NA	**0.0014**	NA	NA	NA	NA	NA	NA	NA
Nickel	6010B	mg/L	NA	0.0024	NA	NA	NA	NA	NA	NA	NA
Phosphorus	6010B	mg/L	NA	NA	NA	NA	NA	NA	NA	NA	NA
Potassium	6010B	mg/L	NA	1.7	NA	NA	NA	NA	NA	NA	NA
Silicon (as Si)	6010B	mg/L	NA	NA	NA	NA	NA	NA	NA	NA	NA
Silicon (as SiO2)	6010B	mg/L	NA	NA	NA	NA	NA	NA	NA	NA	NA
Sodium	6010B	mg/L	NA	9.5	NA	NA	NA	NA	NA	NA	NA
Strontium	6010B	mg/L	NA	NA	NA	NA	NA	NA	NA	NA	NA
Thallium	6010B	mg/L	NA	0.010	NA	NA	NA	NA	NA	NA	NA
Thorium	6010B	mg/L	NA	NA	NA	NA	NA	NA	NA	NA	NA
Vanadium	6010B	mg/L	NA	**0.0047**	NA	NA	NA	NA	NA	NA	NA
Zinc	6010B	mg/L	NA	0.0050	NA	NA	NA	NA	NA	NA	NA
VOLATILE ORGANIC COMPOUNDS (EPA 524.2)											
1,1-Dichloroethane	524.2	µg/L	NA	NA	NA	NA	NA	NA	NA	NA	NA
1,1-Dichloroethene	524.2	µg/L	NA	NA	NA	NA	NA	NA	NA	NA	NA
1,2-Dichloropropane	524.2	µg/L	0.13	NA	**0.25**	0.13	**0.36**	**0.40**	**0.39**	**0.36**	**0.46**
1,2,4-Trimethylbenzene	524.2	µg/L	0.12	NA	0.12	0.12	0.12	0.12	0.12	0.12	0.12
1,3,5-Trimethylbenzene	524.2	µg/L	0.12	NA	0.12	0.12	0.12	0.12	0.12	0.12	0.12
Benzene	524.2	µg/L	0.083	NA	0.083	0.083	0.083	0.083	0.083	0.083	0.083
Carbon disulfide	524.2	µg/L	0.38	NA	0.38	0.38	0.38	0.38	0.38	0.38	0.38
Chloroform	524.2	µg/L	0.12	NA	NA	0.12	NA	NA	NA	0.12	NA
Chloromethane	524.2	µg/L	0.14	NA	0.14	0.14	0.14	0.14	0.14	0.14	0.14
Ethylbenzene	524.2	µg/L	0.12	NA	0.12	0.12	0.12	0.12	0.12	0.12	0.12
Isopropylbenzene	524.2	µg/L	0.14	NA	NA	0.14	NA	NA	NA	0.14	NA
Naphthalene	524.2	µg/L	0.36	NA	0.36	0.36	0.36	0.36	0.36	0.36	0.36
n-Butylbenzene	524.2	µg/L	NA	NA	NA	NA	NA	NA	NA	NA	NA
n-Propylbenzene	524.2	µg/L	0.11	NA	0.11	0.11	0.11	0.11	0.11	0.11	0.11
o-Xylene	524.2	µg/L	0.12	NA	0.12	0.12	0.12	0.12	0.12	0.12	0.12
p- + m-Xylene	524.2	µg/L	0.28	NA	0.28	0.28	0.28	0.28	0.28	0.28	0.28
p-Isopropyltoluene	524.2	µg/L	NA	NA	NA	NA	NA	NA	NA	NA	NA
Styrene	524.2	µg/L	0.12	NA	0.12	0.12	0.12	0.12	0.12	0.12	0.12
Tetrachloroethlene	524.2	µg/L	0.13	NA	**0.23**	**0.27**	**0.31**	**0.33**	**0.43**	**0.27**	**0.41**
Toluene	524.2	µg/L	0.14	NA	0.14	0.14	0.14	0.14	0.14	0.14	0.14
Trichloroethene	524.2	µg/L	0.78	NA	1.8	2.2	2.8	2.9	3.8	2.2	4.1
Total Trihalomethanes	524.2	µg/L	NA	NA	NA	NA	NA	NA	NA	NA	NA
Xylenes, Total	524.2	µg/L	NA	NA	NA	NA	NA	NA	NA	NA	NA
TIC: 2-Ethyl-1-hexanol	524.2	µg/L	NA	NA	NA	NA	NA	NA	NA	NA	NA

VOLATILE ORGANIC COMPOUNDS (EPA 8260B): ND
SEMI-VOLATILE ORGANIC COMPOUNDS (EPA 525.2): ND
SEMI-VOLATILE ORGANIC COMPOUNDS (EPA 8270C): ND
EDB and DBCP (EPA 8011): ND
EDB and DBCP (EPA 504.1): ND
ORGANOCHLORINE PESTICIDES AND PCB's (EPA 508): ND
CHLORINATED ACIDS (EPA 515.1): ND
ORGANOCHLORINE PESTICIDES (EPA 8081A): ND
CHLORINATED HERBCIDES (EPA 8151A): ND
CARBAMATE AND UREA PESTICIDES (EPA 632): ND
PCBs (EPA 8082): ND

TABLE 90 (CONT'D)
HISTORICAL SUMMARY DATA - WELL MIRO-3
RIALTO GWTS PERCHLORATE AND VOC REMEDIATION

ANALYTE	TEST METHOD	DATE / Lab ID / UNITS	5/12/15 15E0843	5/19/15 15E1355	6/2/15 15F0141	6/9/15 15F0814	6/16/15 15F1393	6/23/15 15F1956	7/1/15 15G0111	7/7/15 15G0503	7/14/15 15G1187
BACTERIOLOGICAL											
E. Coli	SM922E	NC	NA	NA	A	NA	NA	NA	A	A	NA
Heterotrophic Plate Count	SM9215B	33.0	NA	NA	NA	NA	NA	NA	NA	13	NA
Total Coliform	SM922B	NC	NA	NA	A	NA	NA	NA	A	A	NA
GENERAL CHEMISTRY											
Bicarbonate	310.1	mg/L	NA	NA	NA	NA	NA	NA	NA	NA	NA
Bicarbonate	SM2320B	mg/L	NA	NA	NA	NA	NA	NA	NA	NA	NA
Chloride	300.0	mg/L	NA	NA	4.1	NA	NA	NA	NA	NA	NA
Color	SM2120B	CU	NA	NA	NA	NA	NA	NA	NA	NA	NA
Electrical conductivity	120.1	µmhos/cm	NA	NA	NA	NA	NA	NA	NA	NA	NA
Electrical conductivity	SM2510B	µmhos/cm	NA	NA	NA	NA	NA	NA	NA	NA	NA
Fluoride	300.0	mg/L	NA	NA	NA	NA	NA	NA	NA	NA	NA
Hardness	Calc'd	mg/L	NA	NA	NA	NA	NA	NA	NA	NA	NA
Nitrate (as N)	300.0	mg/L	NA	NA	NA	NA	NA	NA	NA	NA	NA
Nitrate (as NO_3)	300.0	mg/L	NA	NA	NA	11	11	11	16	11	10
Perchlorate	314.0	µg/L	19	18	22	19	19	19	23	19	21
Perchlorate	332.0	µg/L	NA	NA	NA	NA	NA	NA	NA	NA	NA
pH	150.1	Units	NA	NA	NA	NA	NA	NA	NA	NA	NA
Phenol	420.4	µg/L	**7**	**5**	**2**	**9**	**7**	**9**	**9**	**5**	**9**
Sulfate	300.0	mg/L	NA	NA	16	17	14	15	15	16	15
Total Alkalinity (as $CaCO_3$)	310.1	mg/L	NA	NA	NA	NA	NA	NA	NA	NA	NA
Total Dissolved Solids	160.1	mg/L	NA	NA	NA	NA	NA	NA	NA	NA	NA
Total Dissolved Solids	SM2540C	mg/L	NA	NA	NA	NA	NA	NA	NA	NA	NA
Turbidity	180.1	NTU	NA	NA	NA	NA	NA	NA	NA	NA	NA
UV 254 Transmittance	SM 5910	%	NA	NA	NA	NA	NA	NA	NA	NA	NA
FIELD PARAMETERS											
Oxygen (Dissolved)	-	mg/L	NA	NA	NA	NA	NA	NA	NA	NA	NA
pH	-	Units	NA	NA	NA	NA	NA	NA	NA	NA	NA
Specific Conductance	-	µmhos/cm	NA	NA	NA	NA	NA	NA	NA	NA	NA
Temperature	-	°C	NA	NA	NA	NA	NA	NA	20	NA	NA
Turbidity	-	NTU	NA	NA	NA	NA	NA	NA	NA	NA	NA
METALS											
Aluminum	6010B	µg/L	NA	NA	NA	NA	NA	NA	NA	NA	NA
Antimony	6010B	mg/L	NA	NA	NA	NA	NA	NA	NA	NA	NA
Barium	6010B	mg/L	NA	NA	NA	NA	NA	NA	NA	NA	NA
Barium	6010B	mg/L	NA	NA	NA	NA	NA	NA	NA	NA	NA
Boron	6010B	mg/L	NA	NA	NA	NA	NA	NA	NA	NA	NA
Cadmium	6010B	mg/L	NA	NA	NA	NA	NA	NA	NA	NA	NA
Calcium	6010B	mg/L	NA	NA	NA	NA	NA	NA	NA	NA	NA
Cerium	6010B	mg/L	NA	NA	NA	NA	NA	NA	NA	NA	NA
Chromium (total)	6010B	mg/L	NA	NA	NA	NA	NA	NA	NA	NA	NA
Chromium VI	6010B	mg/L	NA	NA	NA	NA	NA	NA	NA	NA	NA
Cobalt	6010B	mg/L	NA	NA	NA	NA	NA	NA	NA	NA	NA
Copper	6010B	mg/L	NA	NA	NA	NA	NA	NA	NA	NA	NA
Iron	6010B	mg/L	NA	NA	NA	NA	NA	NA	NA	NA	NA
Lead	6010B	mg/L	NA	NA	NA	NA	NA	NA	NA	NA	NA
Magnesium	6010B	mg/L	NA	NA	NA	NA	NA	NA	NA	NA	NA
Manganese	6010B	mg/L	NA	NA	NA	NA	NA	NA	NA	NA	NA
Mercury	7470A	mg/L	NA	NA	NA	NA	NA	NA	NA	NA	NA
Molybdenum	6010B	mg/L	NA	NA	NA	NA	NA	NA	NA	NA	NA
Nickel	6010B	mg/L	NA	NA	NA	NA	NA	NA	NA	NA	NA
Phosphorus	6010B	mg/L	NA	NA	NA	NA	NA	NA	NA	NA	NA
Potassium	6010B	mg/L	NA	NA	NA	NA	NA	NA	NA	NA	NA
Silicon (as Si)	6010B	mg/L	NA	NA	NA	NA	NA	NA	NA	NA	NA
Silicon (as SiO2)	6010B	mg/L	NA	NA	NA	NA	NA	NA	NA	NA	NA
Sodium	6010B	mg/L	NA	NA	NA	NA	NA	NA	NA	NA	NA
Strontium	6010B	mg/L	NA	NA	NA	NA	NA	NA	NA	NA	NA
Thallium	6010B	mg/L	NA	NA	NA	NA	NA	NA	NA	NA	NA
Thorium	6010B	mg/L	NA	NA	NA	NA	NA	NA	NA	NA	NA
Vanadium	6010B	mg/L	NA	NA	NA	NA	NA	NA	NA	NA	NA
Zinc	6010B	mg/L	NA	NA	NA	NA	NA	NA	NA	NA	NA
VOLATILE ORGANIC COMPOUNDS (EPA 524.2)											
1,1-Dichloroethane	524.2	µg/L	NA	NA	NA	NA	NA	NA	NA	NA	NA
1,1-Dichloroethene	524.2	µg/L	NA	NA	NA	NA	NA	NA	NA	NA	NA
1,2-Dichloropropane	524.2	µg/L	**0.40**	**0.40**	**0.45**	**0.36**	**0.41**	**0.46**	**0.49**	**0.44**	**0.46**
1,2,4-Trimethylbenzene	524.2	µg/L	0.12	0.12	0.12	0.12	0.12	0.12	0.12	0.12	0.12
1,3,5-Trimethylbenzene	524.2	µg/L	0.12	0.12	0.12	0.12	0.12	0.12	0.12	0.12	0.12
Benzene	524.2	µg/L	0.083	0.083	0.083	0.083	0.083	0.083	0.083	0.083	0.083
Carbon disulfide	524.2	µg/L	0.38	0.38	0.38	0.38	0.38	0.38	0.38	0.38	0.38
Chloroform	524.2	µg/L	NA	NA	NA	NA	NA	NA	NA	NA	NA
Chloromethane	524.2	µg/L	0.14	0.14	0.14	0.14	0.14	0.14	0.14	0.14	0.14
Ethylbenzene	524.2	µg/L	0.12	0.12	0.12	0.12	0.12	0.12	0.12	0.12	0.12
Isopropylbenzene	524.2	µg/L	NA	NA	NA	NA	NA	NA	NA	NA	NA
Naphthalene	524.2	µg/L	0.36	0.36	0.36	0.36	0.36	0.36	0.36	0.36	0.36
n-Butylbenzene	524.2	µg/L	NA	NA	NA	NA	NA	NA	NA	NA	NA
n-Propylbenzene	524.2	µg/L	0.11	0.11	0.11	0.11	0.11	0.11	0.11	0.11	0.11
o-Xylene	524.2	µg/L	0.12	0.12	0.12	0.12	0.12	0.12	0.12	0.12	0.12
p- + m-Xylene	524.2	µg/L	0.28	0.28	0.28	0.28	0.28	0.28	0.28	0.28	0.28
p-Isopropyltoluene	524.2	µg/L	NA	NA	NA	NA	NA	NA	NA	NA	NA
Styrene	524.2	µg/L	0.12	0.12	0.12	0.12	0.12	0.12	0.12	0.12	0.12
Tetrachloroethylene	524.2	µg/L	**0.37**	**0.50**	**0.40**	**0.34**	**0.35**	**0.43**	**0.42**	**0.44**	**0.40**
Toluene	524.2	µg/L	0.14	0.14	0.14	0.14	0.14	0.14	0.14	0.14	0.14
Trichloroethene	524.2	µg/L	3.0	3.3	3.2	3.3	3.6	3.9	4.3	4.2	4.0
Total Trihalomethanes	524.2	µg/L	NA	NA	NA	NA	NA	NA	NA	NA	NA
Xylenes, Total	524.2	µg/L	NA	NA	NA	NA	NA	NA	NA	NA	NA
TIC: 2-Ethyl-1-hexanol	524.2	µg/L	NA	NA	NA	NA	NA	NA	NA	NA	NA
VOLATILE ORGANIC COMPOUNDS (EPA 8260B): ND											
SEMI-VOLATILE ORGANIC COMPOUNDS (EPA 525.2): ND											
SEMI-VOLATILE ORGANIC COMPOUNDS (EPA 8270C): ND											
EDB and DBCP (EPA 8011): ND											
EDB and DBCP (EPA 504.1): ND											
ORGANOCHLORINE PESTICIDES AND PCB's (EPA 508): ND											
CHLORINATED ACIDS (EPA 515.1): ND											
ORGANOCHLORINE PESTICIDES (EPA 8081A): ND											
CHLORINATED HERBCIDES (EPA 8151A): ND											
CARBAMATE AND UREA PESTICIDES (EPA 632): ND											
PCBs (EPA 8082): ND											

TABLE 90 (CONT'D)
HISTORICAL SUMMARY DATA - WELL MIRO-3
RIALTO GWTS PERCHLORATE AND VOC REMEDIATION

ANALYTE	TEST METHOD	DATE / Lab ID / UNITS	7/22/15 15G1953	7/22/15 1518122	7/28/15 15G2365	7/29/15 15G2498	8/4/15 15H0182	8/13/15 15H1145	8/18/15 15H1432	8/25/15 15H1998	9/2/15 15I0188	MED.	AVG.	STD. DEV.	MIN.	MAX.
E. Coli	SM922E	NC	NA	NA	NA	NA	A	NA	NA	NA	A	NC	NC	NC	NC	NC
Heterotrophic Plate Count	SM9215B	33.0	NA	NA	NA	NA	NA	NA	NA	NA	NA	34.0	75.0	76.8	2.0	230
Total Coliform	SM922B	NC	NA	NA	NA	NA	A	NA	NA	NA	A	NC	NC	NC	NC	NC
Bicarbonate	310.1	mg/L	NA	NA	NA	NA	NA	NA	NA	NA	NA	NC	NC	NC	NC	NC
Bicarbonate	SM2320B	mg/L	NA	NA	NA	NA	NA	NA	NA	NA	NA	NC	NC	NC	NC	NC
Chloride	300.0	mg/L	NA	NA	NA	NA	NA	NA	NA	NA	NA	NC	NC	NC	NC	NC
Color	SM2120B	CU	NA	NA	NA	NA	NA	NA	NA	NA	NA	NC	NC	NC	NC	NC
Electrical conductivity	120.1	µmhos/cm	NA	NA	NA	NA	NA	NA	NA	NA	NA	NC	NC	NC	NC	NC
Electrical conductivity	SM2510B	µmhos/cm	NA	NA	NA	NA	NA	NA	NA	NA	NA	NC	NC	NC	NC	NC
Fluoride	300.0	mg/L	NA	NA	NA	NA	NA	NA	NA	NA	NA	NC	NC	NC	NC	NC
Hardness	Calc'd	mg/L	NA	NA	NA	NA	NA	NA	NA	NA	NA	NC	NC	NC	NC	NC
Nitrate (as N)	300.0	mg/L	NA	NA	NA	NA	NA	NA	NA	NA	NA	NC	NC	NC	NC	NC
Nitrate (as NO_3)	300.0	mg/L	11	NA	11	NA	11	11	11	11	12	NC	NC	NC	NC	NC
Perchlorate	314.0	µg/L	21	18	20	NA	21	23	21	21	21	NC	NC	NC	NC	NC
Perchlorate	332.0	µg/L	NA	NA	NA	NA	NA	NA	NA	NA	NA	NC	NC	NC	NC	NC
pH	150.1	Units	6.86	NA	NA	8.3	NA	NA	NA	NA	NA	NC	NC	NC	NC	NC
Phenol	420.4	µg/L	**9**	NA	2	NA	**7**	**3**	**7**	**7**	**7**	NC	NC	NC	NC	NC
Sulfate	300.0	mg/L	16	NA	15	NA	16	15	15	16	16	NC	NC	NC	NC	NC
Total Alkalinity (as $CaCO_3$)	310.1	mg/L	NA	NA	NA	NA	NA	NA	NA	NA	NA	NC	NC	NC	NC	NC
Total Dissolved Solids	160.1	mg/L	NA	NA	NA	NA	NA	NA	NA	NA	NA	NC	NC	NC	NC	NC
Total Dissolved Solids	SM2540C	mg/L	NA	NA	NA	NA	NA	NA	NA	NA	NA	NC	NC	NC	NC	NC
Turbidity	180.1	NTU	NA	NA	NA	NA	NA	NA	NA	NA	NA	NC	NC	NC	NC	NC
UV 254 Transmittance	SM 5910	%	NA	NA	NA	100	NA	NA	NA	NA	NA	NC	NC	NC	NC	NC
Oxygen (Dissolved)	-	mg/L	NA	8.55	NA	NA	NA	NA	NA	NA	NA	2.50	2.37	1.31	1.21	5.45
pH	-	Units	NA	6.86	NA	NA	NA	NA	NA	NA	NA	7.88	8.26	3.89	6.96	10.68
Specific Conductance	-	µmhos/cm	NA	383	NA	NA	NA	NA	NA	NA	NA	149	141	70	78	6,093
Temperature	-	°C	NA	21.43	NA	NA	NA	NA	NA	NA	NA	17.43	19.28	9.26	14.68	27.47
Turbidity	-	NTU	NA	0.4	NA	NA	NA	NA	NA	NA	NA	182	250	195	61	539
Aluminum	6010B	µg/L	NA	NA	NA	NA	NA	NA	NA	NA	NA	NC	NC	NC	NC	NC
Antimony	6010B	mg/L	NA	NA	NA	NA	NA	NA	NA	NA	NA	NC	NC	NC	NC	NC
Barium	6010B	mg/L	NA	NA	NA	NA	NA	NA	NA	NA	NA	NC	NC	NC	NC	NC
Barium	6010B	mg/L	NA	NA	NA	NA	NA	NA	NA	NA	NA	NC	NC	NC	NC	NC
Boron	6010B	mg/L	NA	NA	NA	NA	NA	NA	NA	NA	NA	NC	NC	NC	NC	NC
Cadmium	6010B	mg/L	NA	NA	NA	NA	NA	NA	NA	NA	NA	NC	NC	NC	NC	NC
Calcium	6010B	mg/L	NA	NA	NA	NA	NA	NA	NA	NA	NA	NC	NC	NC	NC	NC
Cerium	6010B	mg/L	NA	NA	NA	NA	NA	NA	NA	NA	NA	NC	NC	NC	NC	NC
Chromium (total)	6010B	mg/L	NA	NA	NA	NA	NA	NA	NA	NA	NA	NC	NC	NC	NC	NC
Chromium VI	6010B	mg/L	NA	NA	NA	NA	NA	NA	NA	NA	NA	NC	NC	NC	NC	NC
Cobalt	6010B	mg/L	NA	NA	NA	NA	NA	NA	NA	NA	NA	NC	NC	NC	NC	NC
Copper	6010B	mg/L	NA	NA	NA	NA	NA	NA	NA	NA	NA	NC	NC	NC	NC	NC
Iron	6010B	mg/L	NA	NA	NA	NA	NA	NA	NA	NA	NA	NC	NC	NC	NC	NC
Lead	6010B	mg/L	NA	NA	NA	NA	NA	NA	NA	NA	NA	NC	NC	NC	NC	NC
Magnesium	6010B	mg/L	NA	NA	NA	NA	NA	NA	NA	NA	NA	NC	NC	NC	NC	NC
Manganese	6010B	mg/L	NA	NA	NA	NA	NA	NA	NA	NA	NA	NC	NC	NC	NC	NC
Mercury	7470A	mg/L	NA	NA	NA	NA	NA	NA	NA	NA	NA	NC	NC	NC	NC	NC
Molybdenum	6010B	mg/L	NA	NA	NA	NA	NA	NA	NA	NA	NA	NC	NC	NC	NC	NC
Nickel	6010B	mg/L	NA	NA	NA	NA	NA	NA	NA	NA	NA	NC	NC	NC	NC	NC
Phosphorus	6010B	mg/L	NA	NA	NA	NA	NA	NA	NA	NA	NA	NC	NC	NC	NC	NC
Potassium	6010B	mg/L	NA	NA	NA	NA	NA	NA	NA	NA	NA	NC	NC	NC	NC	NC
Silicon (as Si)	6010B	mg/L	NA	NA	NA	NA	NA	NA	NA	NA	NA	NC	NC	NC	NC	NC
Silicon (as SiO2)	6010B	mg/L	NA	NA	NA	NA	NA	NA	NA	NA	NA	NC	NC	NC	NC	NC
Sodium	6010B	mg/L	NA	NA	NA	NA	NA	NA	NA	NA	NA	NC	NC	NC	NC	NC
Strontium	6010B	mg/L	NA	NA	NA	NA	NA	NA	NA	NA	NA	NC	NC	NC	NC	NC
Thallium	6010B	mg/L	NA	NA	NA	NA	NA	NA	NA	NA	NA	NC	NC	NC	NC	NC
Thorium	6010B	mg/L	NA	NA	NA	NA	NA	NA	NA	NA	NA	NC	NC	NC	NC	NC
Vanadium	6010B	mg/L	NA	NA	NA	NA	NA	NA	NA	NA	NA	NC	NC	NC	NC	NC
Zinc	6010B	mg/L	NA	NA	NA	NA	NA	NA	NA	NA	NA	NC	NC	NC	NC	NC
1,1-Dichloroethane	524.2	µg/L	NA	NA	NA	NA	NA	NA	NA	NA	**0.11**	NC	NC	NC	NC	NC
1,1-Dichloroethene	524.2	µg/L	NA	NA	NA	NA	NA	NA	NA	NA	**0.20**	NC	NC	NC	NC	NC
1,2-Dichloropropane	524.2	µg/L	**0.43**	**0.49**	**0.47**	NA	**0.41**	**0.48**	**0.41**	0.51	**0.46**	NC	NC	NC	0.13	0.13
1,2,4-Trimethylbenzene	524.2	µg/L	0.12	0.12	0.12	NA	0.12	0.12	0.12	0.12	0.12	0.1	52.7	135.0	0.14	1.4
1,3,5-Trimethylbenzene	524.2	µg/L	0.12	0.12	0.12	NA	0.12	0.12	0.12	0.12	0.12	NC	NC	NC	NC	NC
Benzene	524.2	µg/L	0.083	0.083	0.083	NA	0.083	0.083	0.083	0.083	0.083	NC	NC	NC	NC	0.09
Carbon disulfide	524.2	µg/L	0.38	0.38	0.38	NA	0.38	0.38	0.38	0.38	0.38	NC	NC	NC	NC	0.51
Chloroform	524.2	µg/L	NA	0.12	NA	NA	NA	NA	NA	NA	NA	NC	NC	0.0	0.9	0.9
Chloromethane	524.2	µg/L	0.14	0.14	0.14	NA	0.14	0.14	0.14	0.14	0.14	NC	NC	NC	NC	NC
Ethylbenzene	524.2	µg/L	0.12	0.12	0.12	NA	0.12	0.12	0.12	0.12	0.12	0.6	53.0	134.9	0.34	0.73
Isopropylbenzene	524.2	µg/L	NA	0.14	NA	NA	NA	NA	NA	NA	NA	524.2	524.2	135.0	NC	NC
Naphthalene	524.2	µg/L	0.36	0.36	0.36	NA	0.36	0.36	0.36	0.36	0.36	1.7	53.9	134.7	0.93	2.4
n-Butylbenzene	524.2	µg/L	NA	0.11	NA	NA	NA	NA	NA	NA	NA	262.2	262.2	135.0	NC	NC
n-Propylbenzene	524.2	µg/L	0.11	0.11	0.11	NA	0.11	0.11	0.11	0.11	0.11	NC	NC	NC	NC	NC
o-Xylene	524.2	µg/L	0.12	0.12	0.12	NA	0.12	0.12	0.12	0.12	0.12	1.1	59.2	134.8	0.28	1.3
p- + m-Xylene	524.2	µg/L	0.28	0.28	0.28	NA	0.28	0.28	0.28	0.28	0.28	1.0	0.9	0.5	0.28	1.2
p-Isopropyltoluene	524.2	µg/L	NA	0.12	NA	NA	NA	NA	NA	NA	NA	NC	NC	0.0	NC	NC
Styrene	524.2	µg/L	0.12	0.12	0.12	NA	0.12	0.12	0.12	0.12	0.12	1.1	1.0	0.6	0.58	1.4
Tetrachloroethylene	524.2	µg/L	**0.46**	0.52	**0.44**	NA	**0.46**	**0.49**	**0.39**	**0.47**	**0.49**	NC	NC	NC	NC	NC
Toluene	524.2	µg/L	0.14	0.14	0.14	NA	0.14	0.14	0.14	0.14	0.14	16.0	16.1	8.1	8.6	21.0
Trichloroethene	524.2	µg/L	3.5	4.2	3.5	NA	3.8	3.8	2.9	3.2	4.0	NC	NC	NC	NC	NC
Total Trihalomethanes	524.2	µg/L	NA	NA	NA	NA	NA	NA	NA	NA	NA	NC	NC	NC	NC	NC
Xylenes, Total	524.2	µg/L	NA	NA	NA	NA	NA	NA	NA	NA	NA	NC	NC	0.0	1.9	2.0
TIC: 2-Ethyl-1-hexanol	524.2	µg/L	NA	NA	NA	NA	NA	NA	NA	NA	NA	NC	NC	NC	0.33	0.33

VOLATILE ORGANIC COMPOUNDS (EPA 8260B): ND
SEMI-VOLATILE ORGANIC COMPOUNDS (EPA 525.2): ND
SEMI-VOLATILE ORGANIC COMPOUNDS (EPA 8270C): ND
EDB and DBCP (EPA 8011): ND
EDB and DBCP (EPA 504.1): ND
ORGANOCHLORINE PESTICIDES AND PCB's (EPA 508): ND
CHLORINATED ACIDS (EPA 515.1): ND
ORGANOCHLORINE PESTICIDES (EPA 8081A): ND
CHLORINATED HERBCIDES (EPA 8151A): ND
CARBAMATE AND UREA PESTICIDES (EPA 632): ND
PCBs (EPA 8082): ND

TABLE 91
HISTORICAL SUMMARY DATA - WELL MIRO-2
RIALTO GWTS PERCHLORATE AND VOC REMEDIATION

ANALYTE	DATE / Lab ID / UNITS	2/10/11 1102439	6/16/11 1109632	8/18/11 1113467	11/17/11 1119319	2/1/12 1201997	8/14/12 1215368	11/15/12 1222289	1/10/13 1300876	11/11/13 1324748
BACTERIOLOGICAL										
E. Coli	-	NA	NA	NA	NA	NA	NA	NA	NA	NA
Heterotrophic Plate Count	CFU/mL	NA	NA	NA	NA	NA	NA	NA	NA	NA
Total Coliform	-	NA	NA	NA	NA	NA	NA	NA	NA	NA
GENERAL CHEMISTRY										
Bicarbonate	mg/L	NA	NA	NA	NA	NA	NA	NA	NA	NA
Carbonate	mg/L	NA	NA	NA	NA	NA	NA	NA	NA	NA
Chloride	mg/L	NA	NA	NA	NA	NA	NA	NA	NA	NA
Color	CU	NA	NA	NA	NA	NA	NA	NA	NA	NA
Cyanide	mg/L	NA	NA	NA	NA	NA	NA	NA	NA	NA
Electrical conductivity	µmhos/cm	NA	NA	NA	NA	NA	NA	NA	NA	NA
Fluoride	mg/L	NA	NA	NA	NA	NA	NA	NA	NA	NA
Hardness	mg/L	NA	NA	NA	NA	NA	NA	NA	NA	NA
Hydroxide	mg/L	NA	NA	NA	NA	NA	NA	NA	NA	NA
Nitrate	mg/L	NA	NA	NA	NA	NA	NA	NA	NA	NA
Nitrate (as N)	mg/L	NA	NA	NA	NA	NA	NA	NA	NA	NA
Langlier Index	n/a	NA	NA	NA	NA	NA	NA	NA	NA	NA
MBAS	mg/L	NA	NA	NA	NA	NA	NA	NA	NA	NA
Nitrate (as NO_3)	mg/L	NA	NA	NA	NA	NA	NA	NA	NA	NA
Perchlorate	µg/L	0.61	0.61	0.61	0.27	0.27	0.81	0.81	0.81	11[5,6]
pH	Units	NA	NA	NA	NA	NA	NA	NA	NA	NA
Phenol	µg/L	NA	NA	NA	NA	NA	NA	NA	NA	NA
Sulfate	mg/L	NA	NA	NA	NA	NA	NA	NA	NA	NA
Total Alkalinity (as $CaCO_3$)	mg/L	NA	NA	NA	NA	NA	NA	NA	NA	NA
Total Dissolved Solids	mg/L	NA	NA	NA	NA	NA	NA	NA	NA	NA
Turbidity	NTU	NA	NA	NA	NA	NA	NA	NA	NA	NA
FIELD PARAMETERS										
Oxygen (Dissolved)	mg/L	NA	NA	3.71	3.01	5.70	1.74	2.69	3.65	0.56
pH	Units	NA	NA	9.86	6.84	9.30	9.35	9.35	9.20	9.97
Specific Conductance	µmhos/cm	NA	NA	96	123	86	85	93	97	84
Temperature	°C	NA	NA	19.78	16.67	19.01	22.57	17.69	13.97	19.64
Turbidity	NTU	NA	NA	617	107	661	248	410	OR	568
METALS										
Aluminum	mg/L	NA	NA	NA	NA	NA	NA	NA	NA	NA
Antimony	mg/L	NA	NA	NA	NA	NA	NA	NA	NA	NA
Arsenic	mg/L	NA	NA	NA	NA	NA	NA	NA	NA	NA
Barium	mg/L	NA	NA	NA	NA	NA	NA	NA	NA	NA
Barium	mg/L	NA	NA	NA	NA	NA	NA	NA	NA	NA
Boron	mg/L	NA	NA	NA	NA	NA	NA	NA	NA	NA
Beryllium	mg/L	NA	NA	NA	NA	NA	NA	NA	NA	NA
Cadmium	mg/L	NA	NA	NA	NA	NA	NA	NA	NA	NA
Calcium	mg/L	NA	NA	NA	NA	NA	NA	NA	NA	NA
Cerium	mg/L	NA	NA	NA	NA	NA	NA	NA	NA	NA
Chromium (total)	mg/L	NA	NA	NA	NA	NA	NA	NA	NA	NA
Chromium VI	mg/L	NA	NA	NA	NA	NA	NA	NA	NA	NA
Cobalt	mg/L	NA	NA	NA	NA	NA	NA	NA	NA	NA
Copper	mg/L	NA	NA	NA	NA	NA	NA	NA	NA	NA
Iron	mg/L	NA	NA	NA	NA	NA	NA	NA	NA	NA
Lead	mg/L	NA	NA	NA	NA	NA	NA	NA	NA	NA
Magnesium	mg/L	NA	NA	NA	NA	NA	NA	NA	NA	NA
Manganese	mg/L	NA	NA	NA	NA	NA	NA	NA	NA	NA
Mercury	mg/L	NA	NA	NA	NA	NA	NA	NA	NA	NA
Molybdenum	mg/L	NA	NA	NA	NA	NA	NA	NA	NA	NA
Nickel	mg/L	NA	NA	NA	NA	NA	NA	NA	NA	NA
Phosphorus	mg/L	NA	NA	NA	NA	NA	NA	NA	NA	NA
Potassium	mg/L	NA	NA	NA	NA	NA	NA	NA	NA	NA
Selenium	mg/L	NA	NA	NA	NA	NA	NA	NA	NA	NA
Silicon (as Si)	mg/L	NA	NA	NA	NA	NA	NA	NA	NA	NA
Silicon (as SiO2)	mg/L	NA	NA	NA	NA	NA	NA	NA	NA	NA
Silver	mg/L	NA	NA	NA	NA	NA	NA	NA	NA	NA
Sodium	mg/L	NA	NA	NA	NA	NA	NA	NA	NA	NA
Strontium	mg/L	NA	NA	NA	NA	NA	NA	NA	NA	NA
Thallium	mg/L	NA	NA	NA	NA	NA	NA	NA	NA	NA
Thorium	mg/L	NA	NA	NA	NA	NA	NA	NA	NA	NA
Vanadium	mg/L	NA	NA	NA	NA	NA	NA	NA	NA	NA
Zinc	mg/L	NA	NA	NA	NA	NA	NA	NA	NA	NA

TABLE 91 (CONT'D)
HISTORICAL SUMMARY DATA - WELL MIRO-2
RIALTO GWTS PERCHLORATE AND VOC REMEDIATION

ANALYTE	DATE / Lab ID / UNITS	12/19/13 re-test A	12/19/13 re-test B	1/8/14	8/18/14 1419148	10/9/14 B4J1045[h]	11/17/14 1427429	2/5/15 1503147	2/17/15 1504106	7/23/15 1518217	MED.	AVG.	STD. DEV.	MIN.	MAX.
BACTERIOLOGICAL															
E. Coli	-	NA	NA	NA	NA	A	NA	NA	NA	NA	NC	NC	NC	NC	NC
Heterotrophic Plate Count	CFU/mL	NA	NA	NA	NA	81	NA	NA	NA	NA	33	67.08	68.85	2	230
Total Coliform	-	NA	NA	NA	NA	A	NA	NA	NA	NA	NC	NC	NC	NC	NC
GENERAL CHEMISTRY															
Bicarbonate	mg/L	NA	NA	NA	NA	170	NA	NA	NA	NA	180	180	NC	180	180
Carbonate	mg/L	NA	NA	NA	NA	3	NA	NA	NA	NA	NC	NC	NC	NC	NC
Chloride	mg/L	NA	NA	NA	NA	3.7	NA	NA	3.9	NA	4	4	0.8	3	5
Color	CU	NA	NA	NA	NA	3	NA	NA	NA	NA	2	2	NC	2	2
Cyanide	mg/L	NA	NA	NA		0.1	NA	NA	NA	NA	NC	NC	NC	NC	NC
Electrical conductivity	µmhos/cm	NA	NA	NA	NA	320	NA	NA	NA	NA	318	318	NC	318	318
Fluoride	mg/L	NA	NA	NA	NA	0.3	NA	NA	NA	NA	0	0	NC	0	0
Hardness	mg/L	NA	NA	NA	NA	160	NA	NA	96	NA	150	150	NC	150	150
Hydroxide	mg/L	NA	NA	NA	NA	3	NA	NA	1.4	NA	NC	NC	NC	NC	NC
Nitrate	mg/L	NA	NA	NA	NA	9.8	NA	NA	NA	NA					
Nitrate (as N)	mg/L	NA	NA	NA	NA	0.1	NA	NA	0.78	NA	5	5	5.6	1	9
Langlier Index	n/a	NA	NA	NA	NA	NA	NA	NA	NA	NA	NC	NC	NC	NC	NC
MBAS	mg/L	NA	NA	NA	NA	0.2	NA	NA	**0.045**	NA	NC	NC	NC	NC	NC
Nitrate (as NO_3)	mg/L	NA	NA	NA	NA	NA	NA	NA	NA	NA	9	9	0.7	8	9
Perchlorate	µg/L	0.45	0.45	0.45	0.45	4	**0.87**	1.3	NA	1.3	4	3.5	2.0	0.74	6.7
pH	Units	NA	NA	NA	NA	7.9	NA	NA	NA	NA	8	8	NC	8	8
Phenol	µg/L	NA	NA	NA	NA	NA	NA	NA	NA	NA	8	8	NC	8	8
Sulfate	mg/L	NA	NA	NA	NA	16	NA	NA	11	NA	14	15	1.5	14	17
Total Alkalinity (as $CaCO_3$)	mg/L	NA	NA	NA	NA	140	NA	NA	110	NA	140	140	0.0	140	140
Total Dissolved Solids	mg/L	NA	NA	NA	NA	210	NA	NA	160	NA	190	190	NC	190	190
Turbidity	NTU	NA	NA	NA	NA	NA	NA	NA	NA	NA	2	2	NC	2	2
FIELD PARAMETERS															
Oxygen (Dissolved)	mg/L	2.94	-	2.63	2.93	-	5.05	2.46	5.19	3.27	NC	NC	NC	NC	NC
pH	Units	9.38	-	9.21	7.00	-	8.32	7.70	5.05	8.16	NC	NC	NC	NC	NC
Specific Conductance	µmhos/cm	116	-	93	193	-	201	867	626	258	NC	NC	NC	NC	NC
Temperature	°C	16.5	-	17.46	24.08	-	18.29	22.55	20.61	25.61	NC	NC	NC	NC	NC
Turbidity	NTU	241	-	532	408	1.3	321	267	778	193	NC	NC	NC	NC	NC
METALS															
Aluminum	mg/L	NA	NA	NA	NA	0.084	NA	NA	NA	NA	NC	NC	NC	NC	NC
Antimony	mg/L	NA	NA	NA	NA	0.006	NA	NA	0.0049	NA	NC	NC	NC	NC	NC
Arsenic	mg/L	NA	NA	NA	NA	0.002	NA	NA	0.0092	NA	NC	NC	NC	NC	NC
Barium	mg/L	NA	NA	NA	NA	0.1	NA	NA	**0.0095**	NA	NC	NC	NC	NC	NC
Beryllium	mg/L	NA	NA	NA	NA	NA	NA	NA	0.0050	NA	NC	NC	NC	NC	NC
Boron	mg/L	NA	NA	NA	NA	NA	NA	NA	NA	NA	NC	NC	NC	NC	NC
Lithium	mg/L	NA	NA	NA	NA	0.001	NA	NA	NA	NA	NC	NC	NC	NC	NC
Cadmium	mg/L	NA	NA	NA	NA	0.001	NA	NA	0.0011	NA	NC	NC	NC	NC	NC
Calcium	mg/L	NA	NA	NA	NA	56	NA	NA	32	NA	NC	NC	NC	NC	NC
Cerium	mg/L	NA	NA	NA	NA		NA	NA	NA	NA	NC	NC	NC	NC	NC
Chromium (total)	mg/L	NA	NA	NA	NA	0.001	NA	NA	0.0010	NA	NC	NC	NC	NC	NC
Chromium VI	mg/L	NA	NA	NA	NA	NA	NA	NA	NA	NA	NC	NC	NC	NC	NC
Cobalt	mg/L	NA	NA	NA	NA	0.011	NA	NA	0.0011	NA	NC	NC	NC	NC	NC
Copper	mg/L	NA	NA	NA	NA	0.14	NA	NA	**0.0017**	NA	NC	NC	NC	NC	NC
Iron	mg/L	NA	NA	NA	NA	0.18	NA	NA	NA	NA	NC	NC	NC	NC	NC
Lead	mg/L	NA	NA	NA	NA	0.005	NA	NA	0.0035	NA	NC	NC	NC	NC	NC
Magnesium	mg/L	NA	NA	NA	NA	5.7	NA	NA	3.8	NA	NC	NC	NC	NC	NC
Manganese	mg/L	NA	NA	NA	NA	0.02	NA	NA	NA	NA	NC	NC	NC	NC	NC
Mercury	mg/L	NA	NA	NA	NA	0.001	NA	NA	**0.000052**	NA	NC	NC	NC	NC	NC
Molybdenum	mg/L	NA	NA	NA	NA	NA	NA	NA	**0.0032**	NA	NC	NC	NC	NC	NC
Nickel	mg/L	NA	NA	NA	NA	0.01	NA	NA	0.0024	NA	NC	NC	NC	NC	NC
Phosphorus	mg/L	NA	NA	NA	NA	NA	NA	NA	NA	NA	NC	NC	NC	NC	NC
Potassium	mg/L	NA	NA	NA	NA	0.005	NA	NA	2.0	NA	NC	NC	NC	NC	NC
Selenium	mg/L	NA	NA	NA	NA	0.005	NA	NA	0.0015	NA	NC	NC	NC	NC	NC
Silicon (as Si)	mg/L	NA	NA	NA	NA	NA	NA	NA	NA	NA	NC	NC	NC	NC	NC
Silicon (as SiO2)	mg/L	NA	NA	NA	NA	NA	NA	NA	NA	NA	NC	NC	NC	NC	NC
Silver	mg/L	NA	NA	NA	NA	0.01	NA	NA	0.0012	NA	NC	NC	NC	NC	NC
Sodium	mg/L	NA	NA	NA	NA	10	NA	NA	9.3	NA	NC	NC	NC	NC	NC
Strontium	mg/L	NA	NA	NA	NA	NA	NA	NA	NA	NA	NC	NC	NC	NC	NC
Thallium	mg/L	NA	NA	NA	NA	0.001	NA	NA	0.0010	NA	NC	NC	NC	NC	NC
Thorium	mg/L	NA	NA	NA	NA	NA	NA	NA	NA	NA	NC	NC	NC	NC	NC
Vanadium	mg/L	NA	NA	NA	NA	0.0022	NA	NA	0.0022	NA	NC	NC	NC	NC	NC
Zinc	mg/L	NA	NA	NA	NA	0.05	NA	NA	0.0050	NA	NC	NC	NC	NC	NC

TABLE 91
HISTORICAL SUMMARY DATA - WELL MIRO-2

RIALTO GWTS PERCHLORATE AND VOC REMEDIATION

VOLATILE ORGANIC COMPOUNDS (EPA 524.2)										
1,1-Dichloroethane	µg/L	NA	NA	NA	NA	NA	NA	NA	NA	NA
1,2-Dichloropropane	µg/L	0.13	0.13	0.13	0.13	0.13	0.13	0.13	0.13	0.13
1,2,4-Trimethylbenzene	µg/L	**0.28**	0.12	**0.22**	**0.24**	**0.24**	**0.25**	**0.22**	**0.25**	**0.22**
1,3,5-Trimethylbenzene	µg/L	0.12	0.12	0.12	**0.24**	0.12	0.12	0.12	0.12	0.12
1,3-Dichloropropene (Total)	µg/L	ND	ND	ND	ND	ND	ND	ND	ND	ND
Benzene	µg/L	0.083	**0.24**	0.083	**0.37**	**0.19**	0.083	0.083	0.083	**0.35**
Chloromethane	µg/L	0.14	0.14	0.14	0.14	0.14	0.14	0.14	**0.23**[5]	0.14
cis-1,3-Dichloropropene	µg/L	ND	ND	ND	ND	ND	ND	ND	ND	ND
Ethylbenzene	µg/L	0.79	0.098	0.80	1.0	1.0	1.3	1.3	1.4	1.5
Naphthalene	µg/L	4.4	3.7	4.2	3.0	4.2	5.1	3.8	4.9	2.9
n-Propylbenzene	µg/L	0.11	0.11	0.11	**0.15**	0.11	0.11	0.11	0.11	0.11
o-Xylene	µg/L	1.1	0.082	0.84	1.0	1.1	0.082	0.082	1.2	1.1
p- + m-Xylene	µg/L	1.1	0.28	0.82	0.96	1.0	1.0	0.98	1.0	0.94
Styrene	µg/L	3.1	3.4	3.7	3.5	3.8	3.7	4.0	4.6	4.1
Tetrachlorothene	µg/L	0.13	0.13	0.13	0.13	0.13	0.13	0.13	0.13	0.13
Toluene	µg/L	76	61	55	54	52	57	49	64	51
trans-1,3-Dichloropropene	µg/L	ND	ND	ND	ND	ND	ND	ND	ND	ND
Trichloroethene	µg/L	0.085	0.085	0.085	0.085	0.085	0.085	0.085	0.085	0.085
Xylenes, Total	µg/L	2.2	2.2	NA	NA	NA	NA	NA	NA	NA
TIC: Methylcyclopentane	µg/L	NR	NR	NR	NR	1.2	**2.8**	NR	NR	NR
VOLATILE ORGANIC COMPOUNDS (EPA 8260B): ND										
SEMI-VOLATILE ORGANIC COMPOUNDS (EPA 525.2): ND										
SEMI-VOLATILE ORGANIC COMPOUNDS (EPA 8270C) (CONT'D)										
Benzoic acid	µg/L	NA	NA	NA	NA	NA	NA	NA	NA	NA
bis(2-Ethylhexyl)phthalate	µg/L	NA	NA	NA	NA	NA	NA	NA	NA	NA
EDB and DBCP (EPA 8011): ND										
EDB and DBCP (EPA 504.1): ND										
ORGANOCHLORINE PESTICIDES AND PCB's (EPA 508): ND										
CHLORINATED ACIDS (EPA 515.1): ND										
ORGANOCHLORINE PESTICIDES (EPA 8081A): ND										
CHLORINATED HERBCIDES (EPA 8151A): ND										
CARBAMATE AND UREA PESTICIDES (EPA 632): ND										
PCBs (EPA 8082): ND										

TABLE 91 (CONT'D)
HISTORICAL SUMMARY DATA - WELL MIRO-2

RIALTO GWTS PERCHLORATE AND VOC REMEDIATION

VOLATILE ORGANIC COMPOUNDS (EPA 524.2)															
1,1-Dichloroethane	µg/L	NA	NA	NA	NA	NA	NA	NA	NA	**0.48**	NC	NC	NC	NC	NC
1,2-Dichloropropane	µg/L	NA	NA	0.13	0.13	NR	0.13	0.13	NA	1.8	NC	NC	NC	NC	NC
1,2,4-Trimethylbenzene	µg/L	NA	NA	**0.24**	0.12	NR	0.12	0.12	NA	0.12	NC	NC	NC	NC	NC
1,3,5-Trimethylbenzene	µg/L	NA	NA	0.12	0.12	NR	0.12	0.12	NA	0.12	NC	NC	NC	NC	NC
1,3-Dichloropropene (Total)	µg/L	ND	ND	ND	ND	0.5	NA	NA	NA	NA	NC	NC	NC	NC	NC
Benzene	µg/L	NA	NA	**0.37**	0.083	NR	0.083	0.083	NA	0.083	NC	NC	NC	NC	NC
Chloromethane	µg/L	NA	NA	0.14	0.14	NR	0.14	0.14	NA	0.14	NC	NC	NC	NC	NC
cis-1,3-Dichloropropene	µg/L	ND	ND	ND	ND	0.5	0.14	0.14	NA	0.14	NC	NC	NC	NC	NC
Ethylbenzene	µg/L	NA	NA	1.4	0.098	NR	0.098	0.098	NA	0.098	NC	NC	NC	NC	NC
Naphthalene	µg/L	NA	NA	3.2	0.36	NR	0.36	0.36	NA	0.36	NC	NC	NC	NC	NC
n-Propylbenzene	µg/L	NA	NA	0.11	0.11	NR	0.11	0.11	NA	0.11	NC	NC	NC	NC	NC
o-Xylene	µg/L	NA	NA	1.1	0.082	NR	0.082	**0.26**	NA	0.082	NC	NC	NC	NC	NC
p- + m-Xylene	µg/L	NA	NA	0.93	0.28	NR	0.28	**0.38**	NA	0.28	NC	NC	NC	NC	NC
Styrene	µg/L	NA	NA	4.5	**0.18**	NR	**0.25**	**0.099**	NA	0.068	NC	NC	NC	NC	NC
Tetrachlorothene	µg/L	NA	NA	0.13	0.13	NR	0.13	0.13	NA	1.3	NC	NC	NC	NC	NC
Toluene	µg/L	NA	NA	52	3.8[6]	NR	3.1	1.0	NA	1.2	NC	NC	NC	NC	NC
trans-1,3-Dichloropropene	µg/L	ND	ND	ND	ND	0.5	0.079	0.079	NA	NA	NC	NC	NC	NC	NC
Trichloroethene	µg/L	NA	NA	0.085	0.085	NR	0.085	0.085	NA	0.51	NC	NC	NC	NC	NC
Xylenes, Total	µg/L	NA	NA	NA	NA	NR	NR	NR	NA	NA	NC	NC	NC	NC	NC
TIC: Methylcyclopentane	µg/L	NA	NA	NR	NR	NR	NR	NR	NA	NA	NC	NC	NC	NC	NC
VOLATILE ORGANIC COMPOUNDS (EPA 8260B): ND															
SEMI-VOLATILE ORGANIC COMPOUNDS (EPA 525.2): ND															
SEMI-VOLATILE ORGANIC COMPOUNDS (EPA 8270C)															
Benzoic acid	µg/L	NA	NA	NA	NA	NA	NA	NA	32	NA	NC	NC	NC	NC	NC
bis(2-Ethylhexyl)phthalate	µg/L	NA	NA	NA	NA	NA	NA	NA	11	NA	NC	NC	NC	NC	NC
EDB and DBCP (EPA 8011): ND															
EDB and DBCP (EPA 504.1): ND															
ORGANOCHLORINE PESTICIDES AND PCB's (EPA 508): ND															
CHLORINATED ACIDS (EPA 515.1): ND															
ORGANOCHLORINE PESTICIDES (EPA 8081A): ND															
CHLORINATED HERBCIDES (EPA 8151A): ND															
CARBAMATE AND UREA PESTICIDES (EPA 632): ND															
PCBs (EPA 8082): ND															

TABLE 92
HISTORICAL SUMMARY DATA - MONITORING WELL B-14
RIALTO GWTS PERCHLORATE AND VOC REMEDIATION

ANALYTE	UNITS	Aug 2013	Feb 2014	Aug 2014	Feb 2015	Feb 2015	May 2015
GENERAL CHEMISTRY							
Chloride	mg/L	NA	NA	NA	NA	11	NS
Dissolved Hardness as CaCO3	mg/L	NA	NA	NA	NA	220	NS
MBAS	mg/L	NA	NA	NA	NA	**0.050**	NS
Nitrate as N	mg/L	NA	NA	NA	NA	7.3	NS
Perchlorate	µg/L	0.81	0.45	**0.87**	1.3	NA	NS
Sulfate	mg/L	NA	NA	NA	NA	23	NS
Total Alkalinity as CaCO3	mg/L	NA	NA	NA	NA	210	NS
Total Dissolved Solids	mg/L	NA	NA	NA	NA	330	NS
FIELD PARAMETERS							
Dissolved Oxygen	mg/L	9.43	6.97	7.10	8.26	NA	NS
pH	Units	7.79	8.09	7.46	7.64	NA	NS
Specific Conductance	µmhos/cm	431	429	448	804	NA	NS
Temperature	°C	25.21	20.94	22.63	19.86	NA	NS
Turbidity	NTU	25	8.6	24.7	72.3	NA	NS
METALS							
Dissolved Antimony	µg/L	NA	NA	NA	NA	4.9	NS
Dissolved Arsenic	µg/L	NA	NA	NA	NA	9.2	NS
Dissolved Barium	µg/L	NA	NA	NA	NA	26	NS
Dissolved Beryllium	µg/L	NA	NA	NA	NA	0.50	NS
Dissolved Cadmium	µg/L	NA	NA	NA	NA	1.1	NS
Dissolved Chromium	µg/L	NA	NA	NA	NA	**2.6**	NS
Dissolved Cobalt	µg/L	NA	NA	NA	NA	1.1	NS
Dissolved Copper	µg/L	NA	NA	NA	NA	1.0	NS
Dissolved Lead	µg/L	NA	NA	NA	NA	3.5	NS
Dissolved Mercury	µg/L	NA	NA	NA	NA	**0.060**	NS
Dissolved Molybdenum	µg/L	NA	NA	NA	NA	1.4	NS
Dissolved Nickel	µg/L	NA	NA	NA	NA	2.4	NS
Dissolved Selenium	µg/L	NA	NA	NA	NA	15	NS
Dissolved Silver	µg/L	NA	NA	NA	NA	1.2	NS
Dissolved Thallium	µg/L	NA	NA	NA	NA	10	NS
Dissolved Vanadium	µg/L	NA	NA	NA	NA	2.2	NS
Dissolved Zinc	µg/L	NA	NA	NA	NA	270	NS
METALS: NA							
Calcium	mg/L	NA	NA	NA	NA	69	NS
Magnesium	mg/L	NA	NA	NA	NA	10	NS
Potassium	mg/L	NA	NA	NA	NA	3.1	NS
Sodium	mg/L	NA	NA	NA	NA	12	NS
VOLATILE ORGANIC COMPOUNDS							
1,1-Dichloroethane	µg/L	0.72	0.78	0.11	0.52	NA	NS
Chloroform	µg/L	**0.40**	**0.39**	0.12[6]	**0.22**	NA	NS
cis-1,2-Dichloroethene	µg/L	**0.21**	**0.26**	0.085	0.085	NA	NS
Dichlorodifluoromethane	µg/L	1.2	0.72	0.77	0.62	NA	NS
Methyl t-butyl ether (MTBE)	µg/L	**0.28**	**0.25**	0.11	0.11	NA	NS
Tetrachloroethene	µg/L	5.0	4.5	5.1	4.3	NA	NS
Trichloroethene	µg/L	7.0	5.3	9.5	6.9	NA	NS
Trichlorofluoromethane	µg/L	**0.45**	**0.28**	**0.34**	**0.35**	NA	NS
TIC: Dichlorofluoromethane	µg/L	1.4	NR	NR	NR	NA	NS
SEMI-VOLATILE ORGANIC COMPOUNDS (EPA 8270): ND							
ORGANOCHLORINE PESTICIDES (EPA 8081): ND							
CHLORINATED HERBICIDES (EPA 8151): ND							

TABLE 92
HISTORICAL SUMMARY DATA - MONITORING WELL B-14
RIALTO GWTS PERCHLORATE AND VOC REMEDIATION

ANALYTE	UNITS	Jul 2015	MED.	AVG.	STD. DEV.	MIN.	MAX.
GENERAL CHEMISTRY							
Chloride	mg/L	NA	11.0	11.0	0.0	11	11
Dissolved Hardness as CaCO3	mg/L	NA	220	220	0.0	220	220
MBAS	mg/L	NA	NC	NC	NC	**0.050**	**0.050**
Nitrate as N	mg/L	NA	7.30	7.30	0.0	7.3	7.3
Perchlorate	µg/L	**1.6**	NC	NC	NC	0.45	**1.6**
Sulfate	mg/L	NA	23.0	23.0	0.0	23	23
Total Alkalinity as CaCO3	mg/L	NA	210	210	0.0	210	210
Total Dissolved Solids	mg/L	NA	330	330	0.0	330	330
FIELD PARAMETERS							
Dissolved Oxygen	mg/L	7.72	7.72	7.98	1.09	6.97	9.43
pH	Units	7.29	7.64	7.66	0.342	7.29	8.09
Specific Conductance	µmhos/cm	495	448	549	176	429	804
Temperature	°C	20.56	20.9	22.0	2.36	19.86	25.21
Turbidity	NTU	585	25.1	187	273	8.6	585.0
METALS							
Dissolved Antimony	µg/L	NA	NC	NC	NC	NC	NC
Dissolved Arsenic	µg/L	NA	NC	NC	NC	NC	NC
Dissolved Barium	µg/L	NA	26.0	26.0	0.0	26	26
Dissolved Beryllium	µg/L	NA	NC	NC	NC	NC	NC
Dissolved Cadmium	µg/L	NA	NC	NC	NC	NC	NC
Dissolved Chromium	µg/L	NA	NC	NC	NC	**2.6**	**2.6**
Dissolved Cobalt	µg/L	NA	NC	NC	NC	NC	NC
Dissolved Copper	µg/L	NA	NC	NC	NC	NC	NC
Dissolved Lead	µg/L	NA	NC	NC	NC	NC	NC
Dissolved Mercury	µg/L	NA	NC	NC	NC	**0.060**	**0.060**
Dissolved Molybdenum	µg/L	NA	NC	NC	NC	NC	NC
Dissolved Nickel	µg/L	NA	NC	NC	NC	NC	NC
Dissolved Selenium	µg/L	NA	NC	NC	NC	NC	NC
Dissolved Silver	µg/L	NA	NC	NC	NC	NC	NC
Dissolved Thallium	µg/L	NA	NC	NC	NC	NC	NC
Dissolved Vanadium	µg/L	NA	NC	NC	NC	NC	NC
Dissolved Zinc	µg/L	NA	270	270	0.0	270	270
METALS: NA							
Calcium	mg/L	NA	69.0	69.0	0.0	69	69
Magnesium	mg/L	NA	10.0	10.0	0.0	10	10
Potassium	mg/L	NA	3.10	3.10	0.0	3.1	3.1
Sodium	mg/L	NA	12.0	12.0	0.0	12	12
VOLATILE ORGANIC COMPOUNDS							
1,1-Dichloroethane	µg/L	**0.26**	0.520	0.469	0.306	0.11	0.78
Chloroform	µg/L	**0.14**[5]	NC	NC	NC	**0.22**	**0.4**
cis-1,2-Dichloroethene	µg/L	0.085	NC	NC	NC	0.085	**0.26**
Dichlorodifluoromethane	µg/L	**0.25**	0.720	0.716	0.391	**0.25**	1.2
Methyl t-butyl ether (MTBE)	µg/L	**0.20**	NC	NC	NC	0.11	**0.28**
Tetrachloroethene	µg/L	2.5	4.50	4.14	1.16	2.5	5.1
Trichloroethene	µg/L	1.1	6.90	5.77	3.52	1.1	9.5
Trichlorofluoromethane	µg/L	**0.17**	NC	NC	NC	**0.17**	**0.45**
TIC: Dichlorofluoromethane	µg/L	NR	1.40	1.40	00.0	1.4	1.4
SEMI-VOLATILE ORGANIC COMPOUNDS (EPA 8270): ND							
ORGANOCHLORINE PESTICIDES (EPA 8081): ND							
CHLORINATED HERBICIDES (EPA 8151): ND							

TABLE 93
HISTORICAL SUMMARY DATA - MONITORING WELL B-22
RIALTO GWTS PERCHLORATE AND VOC REMEDIATION

ANALYTE	UNITS	Aug 2013	Feb 2014	Aug 2014	Feb 2015	Feb 2015	May 2015
GENERAL CHEMISTRY							
Chloride	mg/L	NA	NA	NA	NA	6.8	NS
Dissolved Hardness as CaCO3	mg/L	NA	NA	NA	NA	180	NS
MB. Dissolved Hardness as CaCO3	mg/L	NA	NA	NA	NA	**0.031**	NS
Nitrate as N	mg/L	NA	NA	NA	NA	6.0	NS
Perchlorate	µg/L	0.81	0.45	**1.4**	1.3	NA	NS
Sulfate	mg/L	NA	NA	NA	NA	20	NS
Total Alkalinity as CaCO3	mg/L	NA	NA	NA	NA	180	NS
Total Dissolved Solids	mg/L	NA	NA	NA	NA	300	NS
FIELD PARAMETERS							
Dissolved Oxygen	mg/L	10.29	5.69	6.92	7.43	NA	NS
pH	Units	7.89	8.00	7.98	7.59	NA	NS
Specific Conductance	µmhos/cm	395	393	395	689	NA	NS
Temperature	°C	24.18	21.69	21.91	18.72	NA	NS
Turbidity	NTU	14	24.1	36.2	1.6	NA	NS
METALS							
Dissolved Antimony	µg/L	NA	NA	NA	NA	4.9	NS
Dissolved Arsenic	µg/L	NA	NA	NA	NA	9.2	NS
Dissolved Barium	µg/L	NA	NA	NA	NA	16	NS
Dissolved Beryllium	µg/L	NA	NA	NA	NA	0.50	NS
Dissolved Cadmium	µg/L	NA	NA	NA	NA	1.1	NS
Dissolved Chromium	µg/L	NA	NA	NA	NA	**1.1**	NS
Dissolved Cobalt	µg/L	NA	NA	NA	NA	1.1	NS
Dissolved Copper	µg/L	NA	NA	NA	NA	1.0	NS
Dissolved Lead	µg/L	NA	NA	NA	NA	3.5	NS
Dissolved Mercury	µg/L	NA	NA	NA	NA	0.033	NS
Dissolved Molybdenum	µg/L	NA	NA	NA	NA	1.4	NS
Dissolved Nickel	µg/L	NA	NA	NA	NA	2.4	NS
Dissolved Selenium	µg/L	NA	NA	NA	NA	15	NS
Dissolved Sodium	µg/L	NA	NA	NA	NA	1.2	NS
Dissolved Thallium	µg/L	NA	NA	NA	NA	10	NS
Dissolved Vanadium	µg/L	NA	NA	NA	NA	2.2	NS
Dissolved Zinc	µg/L	NA	NA	NA	NA	5.0	NS
METALS:							
Calcium	mg/L	NA	NA	NA	NA	60	NS
Magnesium	mg/L	NA	NA	NA	NA	8.3	NS
Potassium	mg/L	NA	NA	NA	NA	2.7	NS
Sodium	mg/L	NA	NA	NA	NA	10	NS
VOLATILE ORGANIC COMPOUNDS							
1,1-Dichloroethane	µg/L	**0.16**	**0.14**	0.11	0.11	NA	NS
Chloroform	µg/L	0.82	0.56	**0.39**	0.96	NA	NS
Dichlorodifluoromethane	µg/L	**0.44**	**0.31**	0.099	0.099	NA	NS
Methyl t-butyl ether (MTBE)	µg/L	**0.20**	**0.17**	0.11	0.11	NA	NS
Tetrachloroethene	µg/L	2.2	1.8	1.6	2.7	NA	NS
Trichloroethene	µg/L	25	16	17	37	NA	NS
Trichlorofluoromethane	µg/L	**0.18**	**0.13**	0.13	0.13	NA	NS
SEMI-VOLATILE ORGANIC COMPOUNDS (EPA 8270): ND							
ORGANOCHLORINE PESTICIDES (EPA 8081): ND							
CHLORINATED HERBICIDES (EPA 8151): ND							

TABLE 93
HISTORICAL SUMMARY DATA - MONITORING WELL B-22
RIALTO GWTS PERCHLORATE AND VOC REMEDIATION

ANALYTE	UNITS	Jul 2015	MED.	AVG.	STD. DEV.	MIN.	MAX.
GENERAL CHEMISTRY							
Chloride	mg/L	NA	6.80	6.80	0.0	6.8	6.8
Dissolved Hardness as CaCO3	mg/L	NA	180	180	0.0	180	180
MB Dissolved Hardness as CaCO3	mg/L	NA	NC	NC	NC	**0.031**	**0.031**
Nitrate as N	mg/L	NA	6.00	6.00	0.0	6.0	6.0
Perchlorate	µg/L	**2.0**	NC	NC	NC	0.45	**2.0**
Sulfate	mg/L	NA	20.0	20.0	0.0	20	20
Total Alkalinity as CaCO3	mg/L	NA	180	180	0.0	180	180
Total Dissolved Solids	mg/L	NA	300	300	0.0	300	300
FIELD PARAMETERS							
Dissolved Oxygen	mg/L	6.82	6.92	7.59	1.95	5.69	10.29
pH	Units	6.36	7.89	7.45	0.761	6.36	8.00
Specific Conductance	µmhos/cm	486	395	491	139	393	689
Temperature	°C	20.23	21.7	21.4	2.29	18.72	24.18
Turbidity	NTU	69.8	24.1	31.0	29.2	1.6	69.8
METALS							
Dissolved Antimony	µg/L	NA	NC	NC	NC	NC	NC
Dissolved Arsenic	µg/L	NA	NC	NC	NC	NC	NC
Dissolved Barium	µg/L	NA	16.0	16.0	0.0	16	16
Dissolved Beryllium	µg/L	NA	NC	NC	NC	NC	NC
Dissolved Cadmium	µg/L	NA	NC	NC	NC	NC	NC
Dissolved Chromium	µg/L	NA	NC	NC	NC	**1.1**	**1.1**
Dissolved Cobalt	µg/L	NA	NC	NC	NC	NC	NC
Dissolved Copper	µg/L	NA	NC	NC	NC	NC	NC
Dissolved Lead	µg/L	NA	NC	NC	NC	NC	NC
Dissolved Mercury	µg/L	NA	NC	NC	NC	NC	NC
Dissolved Molybdenum	µg/L	NA	NC	NC	NC	NC	NC
Dissolved Nickel	µg/L	NA	NC	NC	NC	NC	NC
Dissolved Selenium	µg/L	NA	NC	NC	NC	NC	NC
Dissolved Sodium	µg/L	NA	NC	NC	NC	NC	NC
Dissolved Thallium	µg/L	NA	NC	NC	NC	NC	NC
Dissolved Vanadium	µg/L	NA	NC	NC	NC	NC	NC
Dissolved Zinc	µg/L	NA	NC	NC	NC	NC	NC
METALS:							
Calcium	mg/L	NA	60.0	60.0	0.0	60	60
Magnesium	mg/L	NA	8.30	8.30	0.0	8.3	8.3
Potassium	mg/L	NA	2.70	2.70	00.0	2.7	2.7
Sodium	mg/L	NA	10.0	10.0	0.0	10	10
VOLATILE ORGANIC COMPOUNDS							
1,1-Dichloroethane	µg/L	0.11	0.110	0.129	0.0241	0.11	**0.16**
Chloroform	µg/L	0.69[5]	0.690	0.680	0.268	**0.39**	0.96
Dichlorodifluoromethane	µg/L	**0.14**	NC	NC	NC	0.099	**0.44**
Methyl t-butyl ether (MTBE)	µg/L	**0.13**	NC	NC	NC	0.11	**0.20**
Tetrachloroethene	µg/L	1.5	1.80	2.00	0.535	1.5	2.7
Trichloroethene	µg/L	22	22.0	24.3	9.30	16	37
Trichlorofluoromethane	µg/L	0.13	NC	NC	NC	**0.13**	**0.18**
SEMI-VOLATILE ORGANIC COMPOUNDS (EPA 8270): ND							
ORGANOCHLORINE PESTICIDES (EPA 8081): ND							
CHLORINATED HERBICIDES (EPA 8151): ND							

TABLE 94
HISTORICAL SUMMARY DATA - MONITORING WELL B-23 SHALLOW
RIALTO GWTS PERCHLORATE AND VOC REMEDIATION

ANALYTE	UNITS	Aug 2013	Feb 2014	Aug 2014	Feb 2015	Feb 2015	May 2015
GENERAL CHEMISTRY							
Chloride	mg/L	NA	NA	NA	NA	19	NS
Dissolved Hardness as CaCO3	mg/L	NA	NA	NA	NA	51	NS
MBAS	mg/L	NA	NA	NA	NA	0.17	NS
Nitrate as N	mg/L	NA	NA	NA	NA	0.18	NS
Perchlorate	µg/L	0.81	0.45	0.45	1.3	NA	NS
Sulfate	mg/L	NA	NA	NA	NA	2.9	NS
Total Alkalinity as CaCO3	mg/L	NA	NA	NA	NA	80	NS
Total Dissolved Solids	mg/L	NA	NA	NA	NA	210	NS
FIELD PARAMETERS							
Dissolved Oxygen	mg/L	3.86	4.04	2.89	3.06	NA	NS
pH	Units	6.71	7.99	6.68	8.13	NA	NS
Specific Conductance	µmhos/cm	333	432	342	477	NA	NS
Temperature	°C	23.13	21.34	23.71	20.65	NA	NS
Turbidity	NTU	226	586	306	329	NA	NS
METALS							
Dissolved Antimony	µg/L	NA	NA	NA	NA	4.9	NS
Dissolved Arsenic	µg/L	NA	NA	NA	NA	9.2	NS
Dissolved Barium	µg/L	NA	NA	NA	NA	**4.3**	NS
Dissolved Cadmium	µg/L	NA	NA	NA	NA	1.1	NS
Dissolved Chromium	µg/L	NA	NA	NA	NA	1.0	NS
Dissolved Cobalt	µg/L	NA	NA	NA	NA	1.1	NS
Dissolved Copper	µg/L	NA	NA	NA	NA	1.0	NS
Dissolved Lead	µg/L	NA	NA	NA	NA	3.5	NS
Dissolved Mercury	µg/L	NA	NA	NA	NA	**0.052**	NS
Dissolved Molybdenum	µg/L	NA	NA	NA	NA	**5.9**	NS
Dissolved Nickel	µg/L	NA	NA	NA	NA	2.4	NS
Dissolved Selenium	µg/L	NA	NA	NA	NA	15	NS
Dissolved Silver	µg/L	NA	NA	NA	NA	1.2	NS
Dissolved Thallium	µg/L	NA	NA	NA	NA	10	NS
Dissolved Vanadium	µg/L	NA	NA	NA	NA	2.2	NS
Dissolved Zinc	µg/L	NA	NA	NA	NA	5.0	NS
METALS: NA							
Calcium	mg/L	NA	NA	NA	NA	10	NS
Magnesium	mg/L	NA	NA	NA	NA	6.1	NS
Potassium	mg/L	NA	NA	NA	NA	3.8	NS
Sodium	mg/L	NA	NA	NA	NA	21	NS
VOLATILE ORGANIC COMPOUNDS							
1,1-Dichloroethane	µg/L	**0.28**	**0.25**	0.11	0.11	NA	NS
Benzene	µg/L	0.083	0.083	0.083	**0.35**	NA	NS
Chloroform	µg/L	**0.13**	**0.13**	0.12[6]	0.12	NA	NS
Dichlorodifluoromethane	µg/L	0.58	**0.33**	0.099	0.099	NA	NS
Ethylbenzene	µg/L	0.098	0.098	0.098	0.098	0.59	NS
Methyl t-butyl ether (MTBE)	µg/L	**0.28**	**0.24**	0.11	0.11	NA	NS
Styrene	µg/L	0.068	0.068	0.068	0.88	NA	NS
Tetrachloroethene	µg/L	1.8	1.9	2.0	1.4	NA	NS
Toluene	µg/L	0.093	0.093	0.093	**0.47**	NA	NS
Trichloroethene	µg/L	**0.41**	**0.27**	**0.21**	0.085	NA	NS
Trichlorofluoromethane	µg/L	**0.15**	**0.18**	0.13	0.13	NA	NS
SEMI-VOLATILE ORGANIC COMPOUNDS (EPA 8270):							
Benzoic acid	µg/L	NA	NA	NA	NA	20	NS
bis(2-Ethylhexyl)phthalate	µg/L	NA	NA	NA	NA	3.0	NS
N-Nitrosodimethylamine	µg/L	NA	NA	NA	NA	0.0073	NS
Phenol	µg/L	NA	NA	NA	NA	2.3	NS
ORGANOCHLORINE PESTICIDES (EPA 8081): ND							
CHLORINATED HERBICIDES (EPA 8151): ND							

TABLE 94
HISTORICAL SUMMARY DATA - MONITORING WELL B-23 SHALLOW
RIALTO GWTS PERCHLORATE AND VOC REMEDIATION

ANALYTE	UNITS	Jul 2015	MED.	AVG.	STD. DEV.	MIN.	MAX.
GENERAL CHEMISTRY							
Chloride	mg/L	NA	19.0	19.0	0.0	19	19
Dissolved Hardness as CaCO3	mg/L	NA	51.0	51.0	0.0	51	51
MBAS	mg/L	NA	0.170	0.170	0.0	0.17	0.17
Nitrate as N	mg/L	NA	0.180	0.180	00.0	0.18	0.18
Perchlorate	µg/L	1.3	NC	NC	NC	NC	NC
Sulfate	mg/L	NA	2.90	2.90	0.0	2.9	2.9
Total Alkalinity as CaCO3	mg/L	NA	80.0	80.0	0.0	80	80
Total Dissolved Solids	mg/L	NA	210	210	0.0	210	210
FIELD PARAMETERS							
Dissolved Oxygen	mg/L	1.46	3.06	2.97	1.13	1.46	4.04
pH	Units	7.87	7.87	7.46	0.722	6.68	8.13
Specific Conductance	µmhos/cm	306	342	382	77.6	306	477
Temperature	°C	20.59	21.3	22.0	1.49	20.59	23.71
Turbidity	NTU	356	329	374	153	226	586
METALS							
Dissolved Antimony	µg/L	NA	NC	NC	NC	NC	NC
Dissolved Arsenic	µg/L	NA	NC	NC	NC	NC	NC
Dissolved Barium	µg/L	NA	NC	NC	NC	**4.3**	**4.3**
Dissolved Cadmium	µg/L	NA	NC	NC	NC	NC	NC
Dissolved Chromium	µg/L	NA	NC	NC	NC	NC	NC
Dissolved Cobalt	µg/L	NA	NC	NC	NC	NC	NC
Dissolved Copper	µg/L	NA	NC	NC	NC	NC	NC
Dissolved Lead	µg/L	NA	NC	NC	NC	NC	NC
Dissolved Mercury	µg/L	NA	NC	NC	NC	**0.052**	**0.052**
Dissolved Molybdenum	µg/L	NA	NC	NC	NC	**5.9**	**5.9**
Dissolved Nickel	µg/L	NA	NC	NC	NC	NC	NC
Dissolved Selenium	µg/L	NA	NC	NC	NC	NC	NC
Dissolved Silver	µg/L	NA	NC	NC	NC	NC	NC
Dissolved Thallium	µg/L	NA	NC	NC	NC	NC	NC
Dissolved Vanadium	µg/L	NA	NC	NC	NC	NC	NC
Dissolved Zinc	µg/L	NA	NC	NC	NC	NC	NC
METALS: NA							
Calcium	mg/L	NA	10.0	10.0	0.0	10	10
Magnesium	mg/L	NA	6.10	6.10	00.0	6.1	6.1
Potassium	mg/L	NA	3.80	3.80	00.0	3.8	3.8
Sodium	mg/L	NA	21.0	21.0	0.0	21	21
VOLATILE ORGANIC COMPOUNDS							
1,1-Dichloroethane	µg/L	**0.14**	0.140	0.183	0.0828	0.11	**0.28**
Benzene	µg/L	0.083	NC	NC	NC	0.083	**0.35**
Chloroform	µg/L	0.12	NC	NC	NC	0.12	**0.13**
Dichlorodifluoromethane	µg/L	**0.13**	0.130	0.274	0.225	0.099	0.58
Ethylbenzene	µg/L	**0.32**	0.0980	0.249	0.224	0.098	0.59
Methyl t-butyl ether (MTBE)	µg/L	0.11	NC	NC	NC	0.11	**0.28**
Styrene	µg/L	0.068	NC	NC	NC	0.068	0.88
Tetrachloroethene	µg/L	1.5	1.80	1.71	0.273	1.4	2.0
Toluene	µg/L	**0.12**	NC	NC	NC	0.093	**0.47**
Trichloroethene	µg/L	**0.18**	NC	NC	NC	0.085	**0.41**
Trichlorofluoromethane	µg/L	0.13	NC	NC	NC	0.13	**0.18**
SEMI-VOLATILE ORGANIC COMPOUNDS (EPA 8270):							
Benzoic acid	µg/L	NA	20.0	20.0	0.0	20	20
bis(2-Ethylhexyl)phthalate	µg/L	NA	NC	NC	NC	NC	NC
N-Nitrosodimethylamine	µg/L	NA	NC	NC	NC	NC	NC
Phenol	µg/L	NA	2.30	2.30	0.0	2.3	2.3
ORGANOCHLORINE PESTICIDES (EPA 8081): ND							
CHLORINATED HERBICIDES (EPA 8151): ND							

TABLE 95
HISTORICAL SUMMARY DATA - MONITORING WELL B-23 DEEP
RIALTO GWTS PERCHLORATE AND VOC REMEDIATION

ANALYTE	UNITS	Aug 2013	Feb 2014	Aug 2014	Feb 2015	Feb 2015	May 2015
GENERAL CHEMISTRY							
Cloride	mg/L	NA	NA	NA	NA	4.7	NS
Dissolved Hardness as CaCO3	mg/L	NA	NA	NA	NA	61	NS
Nitrate as N	mg/L	NA	NA	NA	NA	0.20	NS
Perchlorate	µg/L	0.81	0.45	0.45	1.3	NA	NS
Sulfate	mg/L	NA	NA	NA	NA	4.6	NS
Total Alkalinity as CaCO3	mg/L	NA	NA	NA	NA	180	NS
Total Dissolved Solids	mg/L	NA	NA	NA	NA	390	NS
FIELD PARAMETERS							
Dissolved Oxygen	mg/L	3.87	1.56	3.91	2.64	NA	NS
pH	Units	5.98	7.96	7.30	7.91	NA	NS
Specific Conductance	µmhos/cm	501	342	307	571	NA	NS
Temperature	°C	21.92	20.35	22.86	20.52	NA	NS
Turbidity	NTU	35.0	102	126	133	NA	NS
METALS							
Dissolved Antimony	µg/L	NA	NA	NA	NA	4.9	NS
Dissolved Arsenic	µg/L	NA	NA	NA	NA	9.2	NS
Dissolved Barium	µg/L	NA	NA	NA	NA	**7.3**	NS
Dissolved Beryllium	µg/L	NA	NA	NA	NA	0.50	NS
Dissolved Cadmium	µg/L	NA	NA	NA	NA	1.1	NS
Dissolved Chromium	µg/L	NA	NA	NA	NA	1.0	NS
Dissolved Cobalt	µg/L	NA	NA	NA	NA	1.1	NS
Dissolved Copper	µg/L	NA	NA	NA	NA	1.0	NS
Dissolved Lead	µg/L	NA	NA	NA	NA	3.5	NS
Dissolved Mercury	µg/L	NA	NA	NA	NA	**0.070**	NS
Dissolved Molybdenum	µg/L	NA	NA	NA	NA	**3.4**	NS
Dissolved Nickel	µg/L	NA	NA	NA	NA	2.4	NS
Dissolved Selenium	µg/L	NA	NA	NA	NA	15	NS
Dissolved Silver	µg/L	NA	NA	NA	NA	1.2	NS
Dissolved Thallium	µg/L	NA	NA	NA	NA	10	NS
Dissolved Vanadium	µg/L	NA	NA	NA	NA	2.2	NS
Dissolved Zinc	µg/L	NA	NA	NA	NA	5.0	NS
METALS:							
Calcium	mg/L	NA	NA	NA	NA	18	NS
Magnesium	mg/L	NA	NA	NA	NA	3.8	NS
Potassium	mg/L	NA	NA	NA	NA	2.5	NS
Sodium	mg/L	NA	NA	NA	NA	53	NS
VOLATILE ORGANIC COMPOUNDS							
Benzene	µg/L	**0.46**[(6)]	0.083	0.083	0.083	NA	NS
Ethylbenzene	µg/L	**0.22**	**0.14**	0.098	0.098	NA	NS
Styrene	µg/L	0.068	**0.22**[(6)]	0.068	0.068	NA	NS
Toluene	µg/L	0.64	**0.37**	0.093	0.093	NA	NS
SEMI-VOLATILE ORGANIC COMPOUNDS (EPA 8270):							
Benzoic acid	µg/L	NA	NA	NA	NA	**6.1**	NS
bis(2-Ethylhexyl)phthalate	µg/L	NA	NA	NA	NA	7.8	NS
N-Nitrosodimethylamine	µg/L	NA	NA	NA	NA	0.0073	NS
ORGANOCHLORIDE PESTICIDES (EPA 8081): ND							
CHLORINATED HERBICIDES (EPA 8151): ND							

TABLE 95
HISTORICAL SUMMARY DATA - MONITORING WELL B-23 DEEP
RIALTO GWTS PERCHLORATE AND VOC REMEDIATION

ANALYTE	UNITS	Jul 2015	MED.	AVG.	STD. DEV.	MIN.	MAX.
GENERAL CHEMISTRY							
Cloride	mg/L	NA	4.70	4.70	0.0	4.7	4.7
Dissolved Hardness as CaCO	mg/L	NA	61.0	61.0	0.0	61	61
Nitrate as N	mg/L	NA	0.200	0.200	00.0	0.20	0.20
Perchlorate	µg/L	1.3	NC	NC	NC	NC	NC
Sulfate	mg/L	NA	4.60	4.60	0.0	4.6	4.6
Total Alkalinity as CaCO3	mg/L	NA	180	180	0.0	180	180
Total Dissolved Solids	mg/L	NA	390	390	0.0	390	390
FIELD PARAMETERS							
Dissolved Oxygen	mg/L	1.07	2.64	2.58	1.34	1.07	3.91
pH	Units	7.71	7.71	7.26	0.902	5.98	7.96
Specific Conductance	µmhos/cm	294	342	411	131	294	571
Temperature	°C	22.49	21.9	21.6	1.18	20.35	22.86
Turbidity	NTU	613	126	237	260	35.0	613
METALS							
Dissolved Antimony	µg/L	NA	NC	NC	NC	NC	NC
Dissolved Arsenic	µg/L	NA	NC	NC	NC	NC	NC
Dissolved Barium	µg/L	NA	NC	NC	NC	**7.3**	**7.3**
Dissolved Beryllium	µg/L	NA	NC	NC	NC	NC	NC
Dissolved Cadmium	µg/L	NA	NC	NC	NC	NC	NC
Dissolved Chromium	µg/L	NA	NC	NC	NC	NC	NC
Dissolved Cobalt	µg/L	NA	NC	NC	NC	NC	NC
Dissolved Copper	µg/L	NA	NC	NC	NC	NC	NC
Dissolved Lead	µg/L	NA	NC	NC	NC	NC	NC
Dissolved Mercury	µg/L	NA	NC	NC	NC	**0.070**	**0.070**
Dissolved Molybdenum	µg/L	NA	NC	NC	NC	**3.4**	**3.4**
Dissolved Nickel	µg/L	NA	NC	NC	NC	NC	NC
Dissolved Selenium	µg/L	NA	NC	NC	NC	NC	NC
Dissolved Silver	µg/L	NA	NC	NC	NC	NC	NC
Dissolved Thallium	µg/L	NA	NC	NC	NC	NC	NC
Dissolved Vanadium	µg/L	NA	NC	NC	NC	NC	NC
Dissolved Zinc	µg/L	NA	NC	NC	NC	NC	NC
METALS:							
Calcium	mg/L	NA	18.0	18.0	0.0	18	18
Magnesium	mg/L	NA	3.80	3.80	00.0	3.8	3.8
Potassium	mg/L	NA	2.50	2.50	0.0	2.5	2.5
Sodium	mg/L	NA	53.0	53.0	0.0	53	53
VOLATILE ORGANIC COMPOUNDS							
Benzene	µg/L	0.083	NC	NC	NC	NC	NC
Ethylbenzene	µg/L	0.098	NC	NC	NC	0.098	**0.22**
Styrene	µg/L	0.068	NC	NC	NC	NC	NC
Toluene	µg/L	0.093	0.0930	0.289	0.260	0.093	0.64
SEMI-VOLATILE ORGANIC COMPOUNDS (EPA 8270):							
Benzoic acid	µg/L	NA	NC	NC	NC	**6.1**	**6.1**
bis(2-Ethylhexyl)phthalate	µg/L	NA	7.80	7.80	0.0	7.8	7.8
N-Nitrosodimethylamine	µg/L	NA	NC	NC	NC	NC	NC
ORGANOCHLORIDE PESTICIDES (EPA 8081): ND							
CHLORINATED HERBICIDES (EPA 8151): ND							

TABLE 96
COMPARISON TABLE - NEAR-FIELD NESTED MONITORING WELLS
RIALTO GWTS PERCHLORATE AND VOC REMEDIATION

ANALYTE	UNITS	M-1 Deep 7/20/15	M-4 Shallow 7/20/15	M-4 Deep 7/20/15	N-14 Deep 8/18/15	N-15 Deep 7/20/15	Miro-2 7/23/15	Miro-3 7/22/15
GENERAL CHEMISTRY								
Perchlorate	µg/L	10	5.3	1.3	1.3	1.3	1.3	21
FIELD PARAMETERS								
Oxygen (Dissolved)	mg/L	3.66	6.68	6.76	0.29	4.39	3.27	6.69
pH	units	7.20	7.65	7.55	6.30	7.30	8.16	5.19
Specific Conductance	µmhos/cm	342	401	379	90	280	258	1,150
Temperature	°C	24.17	24.13	23.48	23.83	21.27	25.61	19.11
Turbidity	NTU	0.0	39.1	1.4	14.1	0.0	193	0.0
VOLATILE ORGANIC COMPOUNDS (EPA 524.2):								
1,1-Dichloroethane	µg/L	0.11	0.11	0.11	0.11	0.11	**0.48**	0.11
1,2-Dichloropropane	µg/L	0.13	**0.38**	0.13	0.13	0.13	1.8	**0.49**
Chloroform	µg/L	**0.15**	0.12	0.12	0.12	0.12	0.12	0.12
cis-1,2-Dichloroethene	µg/L	**0.18**	0.085	0.085	0.085	0.085	0.085	0.085
Dichlorodifluoromethane	µg/L	0.099	0.099	**0.20**	0.099	0.099	0.099	0.099
Tetrachloroethene	µg/L	0.13	0.13	**0.46**	0.13	0.13	1.3	0.5
Toluene	µg/L	0.093	0.093	0.093	0.093	0.093	1.2	0.093
Trichloroethene	µg/L	5.9	0.13	0.13	0.13	0.13	0.51	4.2
TIC: Pentane	µg/L	ND	ND	ND	2.3	ND	ND	

TABLE 97
COMPARISON TABLE- MONITORING WELL M-2
RIALTO GWTS PERCHLORATE AND VOC REMEDIATION

ANALYTE	UNITS	7/22-23/15						
		Zone 1 409.3†	Zone 2 454.3†	Zone 3 509.3†	Zone 4 534.3†	Zone 5 584.3†	Zone 6 639.3†	Zone 7 679.3†
GENERAL CHEMISTRY								
Perchlorate	µg/L	DRY	8.6	12	16	1.3	1.3	1.3
FIELD PARAMETERS								
Oxygen (Dissolved)	mg/L	DRY	5.08	4.96	7.13	6.57	6.51	4.83
pH	units	DRY	7.72	7.58	6.67	8.24	8.17	8.60
Specific Conductance	mmhos/cm	DRY	322	308	373	191	247	180
Temperature	°C	DRY	20.66	20.93	20.86	23.34	24.86	26.20
Turbidity	NTU	DRY	0.6	0.1	0.2	0.0	3.5	5.5
VOLATILE ORGANIC COMPOUNDS (EPA 524.2)								
1,1-Dichloroethane	µg/L	DRY	0.11	0.11	**0.14**	0.11	0.11	0.11
1,2-Dichloropropane	µg/L	DRY	**0.34**	0.91	1.9	0.13	0.13	0.50
Carbon disulfide	µg/L	DRY	0.38	0.38	0.38	0.50	0.50	0.38
Chloroform	µg/L	DRY	0.12	0.12	0.12	0.12	**0.13**	0.12
Dichlorodifluoromehtane	µg/L	DRY	0.099	0.099	0.099	0.099	0.099	0.099
Tetrachloroethene	µg/L	DRY	**0.25**	**0.32**	**0.42**	0.13	**0.17**	0.71
Trichloroethene	mg/L	DRY	**0.26**	**0.21**	**0.34**	0.085	0.085	0.085

† - Depth (feet) below ground surface of sampling port.

TABLE 98
COMPARISON TABLE- MONITORING WELL M-3
RIALTO GWTS PERCHLORATE AND VOC REMEDIATION

ANALYTE	UNITS	07/21/15						
		Zone 1 496.5†	Zone 2 526.5†	Zone 3 556.5†	Zone 4 576.5†	Zone 5 616.5†	Zone 6 631.5†	Zone 7 666.5†
GENERAL CHEMISTRY								
Perchlorate	µg/L	33	39	39	39	56	33	**3.3**
FIELD PARAMETERS								
Oxygen (Dissolved)	mg/L	5.22	5.31	5.66	5.50	4.44	4.26	3.89
pH	units	7.94	7.89	7.91	7.99	8.27	7.58	6.64
Specific Conductance	mmhos/cm	349	356	344	316	270	259	191
Temperature	°C	23.64	23.40	23.13	23.50	23.19	21.68	22.07
Turbidity	NTU	0.2	0.3	0.2	0.0	0.0	0.3	0.6
VOLATILE ORGANIC COMPOUNDS (EPA 524.2)								
1,1-Dichloroethane	µg/L	**0.26**	**0.24**	**0.28**	**0.25**	**0.18**	0.11	0.11
1,1-Dichloroethene	µg/L	0.65	**0.32**	1.4	1.6	0.96	0.52	0.18
1,2-Dichloropropane	µg/L	1.2	1.2	1.3	1.1	1.0	0.55	0.13
Chloroform	µg/L	0.66(5)	0.75(5)	1.0(5)	1.0(5)	0.83(5)	0.53(5)	0.12
cis-1,2-Dichloroethene	µg/L	0.085	0.085	**0.11**	**0.11**	0.085	0.085	0.085
Tetrachloroethene	µg/L	2.0	2.3	2.7	2.7	1.6	0.88	0.13
Trichloroethene	µg/L	17	25	27	26	18	10	1.4

† - Depth (feet) below ground surface of sampling port.

TABLE 99
ANALYTICAL RESULTS - MONITORING WELL M-5
RIALTO GWTS PERCHLORATE AND VOC REMEDIATION

ANALYTE	UNITS	07/22/15						
		Zone 1 368†	Zone 2 473†	Zone 3 528†	Zone 4 573†	Zone 5 638†	Zone 6 678†	Zone 7 723†
GENERAL CHEMISTRY								
Perchlorate	µg/L	1.3	**1.4**	**1.4**	**3.1**	1.3	1.3	1.3
FIELD PARAMETERS								
Oxygen (Dissolved)	mg/L	5.23	5.20	5.27	5.87	7.40	8.32	6.44
pH	units	7.88	8.03	7.85	8.04	7.68	7.42	6.76
Specific Conductance	mmhos/cm	347	306	295	306	288	281	286
Temperature	°C	23.42	23.38	22.69	21.71	21.69	21.43	21.72
Turbidity	NTU	0.2	0.7	0.4	0.7	0.2	0.0	7.3
VOLATILE ORGANIC COMPOUNDS (EPA 524.2)								
1,1-Dichloroethane	mg/L	0.98	**0.16**	0.11	0.11	0.11	0.11	0.11
1,2-Dichloropropane	mg/L	1.8	**0.20**	0.13	0.13	0.13	0.13	0.13
Chloroform	mg/L	**0.19**	0.12	0.12	0.12	0.12	0.12	0.12
Dichlorodifluoromethane	mg/L	**0.42**	0.099	0.099	0.099	0.099	0.099	0.099
Tetrachloroethene	µg/L	5.0	0.51	0.13	0.13	0.13	0.13	0.13
Trichloroethene	mg/L	0.53	0.57	0.085	0.085	0.085	0.085	0.085
Trichlorofluoromethane	mg/L	**0.39**	0.13	0.13	0.13	0.13	0.13	0.13

† - Depth (feet) below ground surface of sampling port.

TABLE 100
ANALYTICAL RESULTS - MONITORING WELL M-6
RIALTO GWTS PERCHLORATE AND VOC REMEDIATION

ANALYTE	UNITS	07/21/15						
		Zone 1 392†	Zone 2 482†	Zone 3 543†	Zone 4 593†	Zone 5 633†	Zone 6 693†	Zone 7 733†
GENERAL CHEMISTRY								
Perchlorate	µg/L	5.8	18	18	6.2	1.3	1.3	1.3
FIELD PARAMETERS								
Oxygen (Dissolved)	mg/L	5.93	6.33	6.36	6.61	7.88	7.40	7.12
pH	units	7.96	7.95	7.91	7.95	7.89	7.84	7.87
Specific Conductance	mmhos/cm	351	305	313	293	291	259	245
Temperature	°C	25.09	25.31	24.14	24.17	24.59	23.97	24.53
Turbidity	NTU	0.0	0.0	0.0	0.0	1.1	0.0	0.1
VOLATILE ORGANIC COMPOUNDS (EPA 524.2)								
1,1-Dichloroethene	mg/L	0.18	0.18	**0.24**	0.18	0.18	0.18	0.18
1,2-Dichloropropane	µg/L	0.13	0.13	**0.23**	0.13	0.13	0.13	0.13
Chloroform	µg/L	0.12	0.12	**0.30**[5]	0.12	0.12	0.12	0.12
Tetrachloroethene	µg/L	0.13	0.13	0.51	0.13	0.13	0.13	0.13
Trichloroethene	µg/L	2.8	1.6	6.9	0.085	0.085	0.085	0.085

† - Depth (feet) below ground surface of sampling port.

TABLE 101
ANALYTICAL RESULTS - WEST-SIDE MONITORING WELLS
RIALTO GWTS PERCHLORATE AND VOC REMEDIATION

ANALYTE	UNITS	N-7S 07/22/15	N-16 7/20/15 Zone B 385-445†	N-16 7/20/15 Zone C1 530-560†	N-16 7/20/15 Zone C2 569-599†	N-18 07/20/15 Zone B 350-390†	N-18 07/20/15 Zone C2 540-580†
GENERAL CHEMISTRY							
Perchlorate	µg/L	6.4	1.3	1.3	**1.3**	1.3	1.3
FIELD PARAMETERS							
Oxygen (Dissolved)	mg/L	6.89	7.94	2.34	1.80	4.28	1.14
pH	units	7.96	8.11	10.31	10.72	6.67	9.20
Specific Conductance	µmhos/cm	364	383	827	234	1040	222
Temperature	°C	25.41	23.18	23.12	23.97	20.66	22.72
Turbidity	NTU	10.2	27.8	24.3	9.7	0.0	8.9
METALS: NA							
VOLATILE ORGANIC COMPOUNDS (EPA 524.2)							
1,1-Dichloroethane	µg/L	0.75	0.53	**0.41**	**0.45**	1.0	**0.14**
1,2-Dichloropropane	µg/L	**0.39**	0.13	**0.36**	0.52	**0.21**	0.13
2-Hexanone	µg/L	3.4	3.4	3.4	3.4	3.4	**3.7**
Acetone	µg/L	4.6	4.6	15	20	4.6	190
Chloroform	µg/L	**0.12**	0.12	0.12		0.12	0.12
cis-1,2-Dichloroethene	µg/L	0.085	**0.20**	0.085	0.085	0.085	0.085
Dichlorodifluoromethane	µg/L	**0.10**	1.2	0.099	0.099	2.4	0.099
Methyl ethyl ketone	µg/L	2.5	2.5	2.5	2.5	2.5	460
t-Butyl alcohol	µg/L	9.4	9.4	9.4	15	9.4	9.4
Tetrachloroethene	µg/L	3.4	4.8	0.13	0.13	8.8	0.13
Tetrahydrofuran	µg/L	5.2	5.2	5.2	5.2	5.2	2000
Toluene	µg/L	0.093	0.093	1.8	4.7	0.093	0.093
Trichloroethene	µg/L	0.59	**0.46**	0.085	0.085	0.64	0.085
Trichlorofluoromethane	µg/L	**0.13**	0.89	0.13	0.13	1.5	0.13
TIC: 2-Butanol	µg/L	NR	NR	NR	NR	NR	3.9
TIC: 2-Ethyl-1-hexanol	µg/L	NR	NR	1.0	0.76	NR	NR
TIC: 2-Heptanone	µg/L	NR	NR	NR	NR	NR	1.6
TIC: 2-Nonanone	µg/L	NR	NR	NR	NR	NR	2.9
TIC: 2-Octanone	µg/L	NR	NR	NR	NR	NR	1.9

† - Depth (feet) below ground surface of well screen.

TABLE 102
COMPARISON TABLE - PLUME-WIDE MONITORING WELLS
RIALTO GWTS PERCHLORATE AND VOC REMEDIATION

ANALYTE	UNITS	N-1D Trough 7/21/15	N-6S Trough 7/20/15	N-11S Trough 7/20/15	N-10S Plume-Wide 7/20/15	N-10D Plume-Wide 7/21/15	N-12 Plume-Wide 7/20/15	N-13S Plume-Wide 7/20/15	N-13D Plume-Wide 7/20/15
GENERAL CHEMISTRY									
Perchlorate	µg/L	6.6	9.1	8.7	26	7.0	8.5	8.2	140
FIELD PARAMETERS									
Dissolved Oxygen	mg/L	6.91	7.65	8.78	7.46	5.83	7.32	3.96	3.56
pH	units	7.68	7.91	7.68	7.09	7.84	7.96	7.42	7.42
Specific Conductance	µmhos/cm	403	375	363	421	363	403	393	332
Temperature	°C	22.51	22.91	22.46	21.68	22.36	23.44	23.81	23.50
Turbidity	NTU	52.5	19.8	11.5	996	0.2	23.3	96.2	0.0
VOLATILE ORGANIC COMPOUNDS (EPA 524.2)									
1,1-Dichloroethane	µg/L	0.11	0.11	0.11	0.11	0.11	**0.26**	1.6	**0.36**
1,1-Dichloroethene	µg/L	0.18	0.18	0.18	0.95	0.18	0.18	0.18	1.4
1,2-Dichloropropane	µg/L	0.13	0.13	0.13	**0.45**	**0.16**	**0.44**	7.2	2.4
Chloroform	µg/L	0.12	0.12	0.12	0.53	**0.46**[(5)]	**0.31**	**0.22**	1.0
cis-1,2-Dichloroethene	µg/L	0.085	0.085	0.085	0.085	0.085	0.085	**0.18**	**0.23**
Dichlorodifluoromethane	µg/L	0.099	0.099	0.099	0.099	0.099	**0.32**	0.52	0.099
Methyl t-butyl ether (MTBE)	µg/L	0.11	0.11	0.11	0.11	0.11	**0.17**	0.11	0.11
Tetrachloroethene	µg/L	0.13	0.13	0.13	1.6	**0.14**	2.8	7.4	1.2
Trichloroethene	µg/L	2.6	1.4	1.4	9.8	2.6	13	0.99	27
Trichlorofluoromethane	µg/L	0.13	0.13	0.13	0.13	0.13	**0.18**	**0.43**	0.13

TABLE 103
COMPARISON TABLE - NEAR-SOURCE MONITORING WELLS
RIALTO GWTS PERCHLORATE AND VOC REMEDIATION

ANALYTE	UNITS	B-14 Upgradient 7/21/15	B-22 Upgradient 7/21/15	B-23S Upgradient 7/21/15	B-23D Upgradient 7/21/15	F-6 Near-Source 7/27/15	F-6AS Near-Source 7/23/15	F-6AD Near-Source 7/22/15
GENERAL CHEMISTRY								
Chloride	mg/L	NA	NA	NA	NA	9.6	NA	NA
Nitrate (as N)	mg/L	NA	NA	NA	NA	5.9	NA	NA
Perchlorate	µg/L	**1.6**	**2.0**	1.3	1.3	1.3	7.1	1.3
Sulfate	mg/L	NA	NA	NA	NA	22.0	NA	NA
Total Dissolved Solids (TDS)	mg/L	NA	NA	NA	NA	310.0	NA	NA
FIELD PARAMETERS								
Dissolved Oxygen	mg/L	7.72	6.82	1.46	1.07	6.91	9.72	6.04
pH	units	7.29	6.36	7.87	7.71	7.14	7.76	8.25
Specific Conductance	µmhos/cm	495	486	306	294	488	449	548
Temperature	°C	20.56	20.23	20.59	22.49	22.20	19.10	21.15
Turbidity	NTU	585	69.8	356	613	0.2	188.0	37.5
METALS:								
Calcium	mg/L	NA	NA	NA	NA	76	NA	NA
Magnesium	mg/L	NA	NA	NA	NA	12	NA	NA
Sodium	mg/L	NA	NA	NA	NA	12	NA	NA
VOLATILE ORGANIC COMPOUNDS (EPA 524.2)								
1,1-Dichloroethane	µg/L	**0.26**	0.11	**0.14**	0.11	**0.36**	0.52	0.11
1,1-Dichloroethene	µg/L	0.18	0.18	0.18	0.18	0.18	0.18	0.18
1,2-Dichloropropane	µg/L	0.13	0.13	0.13	0.13	**0.23**	0.94	0.13
Chloroform	µg/L	**0.14**[(5)]	0.69[(5)]	0.12	0.12	**0.19**	**0.34**	0.12
cis-1,2-Dichloroethene	µg/L	0.085	0.085	0.085	0.085	0.085	**0.15**	0.085
Dichlorodifluoromethane	µg/L	**0.25**	**0.14**	**0.13**	0.099	**0.41**	**0.33**	**0.13**
Ethylbenzene	µg/L	0.098	0.098	**0.32**	0.098	0.098	0.098	0.098
Methyl t-butyl ether (MTBE)	µg/L	**0.20**	**0.13**	0.11	0.11	0.11	**0.25**	**0.17**
Tetrachloroethene	µg/L	2.5	1.5	1.5	0.13	3.2	3.7	**0.28**
Toluene	µg/L	0.093	0.093	**0.12**	0.093	0.093	0.093	0.093
Trichloroethene	µg/L	1.1	22	**0.18**	0.085	7.4	8.9	**0.24**
Trichlorofluoromethane	µg/L	**0.17**	0.13	0.13	0.13	**0.24**	**0.27**	0.13

TABLE 103 (CONT'D)
COMPARISON TABLE - NEAR-SOURCE MONITORING WELLS
RIALTO GWTS PERCHLORATE AND VOC REMEDIATION

ANALYTE	UNITS	N-2D Upgradient 7/21/15	N-3S Near-Source 7/20/15	N-5 Near-Source 7/22/15	N-8S Near-Source 7/20/15	N-19R[B] Near-Source 7/21/15	N-19R[C1] Near-Source 7/21/15	N-19R[C2] Near-Source 7/21/15
GENERAL CHEMISTRY								
Chloride	mg/L	NA	NA	NA	NA	NA	NA	NA
Nitrate (as N)	mg/L	NA	NA	NA	NA	NA	NA	NA
Perchlorate	µg/L	1.3	7.3	1.3	11	9.4	1.3	6.2
Sulfate	mg/L	NA	NA	NA	NA	NA	NA	NA
Total Dissolved Solids (TDS)	mg/L	NA	NA	NA	NA	NA	NA	NA
FIELD PARAMETERS								
Dissolved Oxygen	mg/L	5.92	7.84	7.55	6.24	6.72	4.38	6.44
pH	units	7.41	7.28	7.77	7.34	7.82	8.46	8.40
Specific Conductance	µmhos/cm	400	506	377	474	401	497	365
Temperature	°C	23.46	21.46	20.74	22.38	21.75	23.21	24.13
Turbidity	NTU	16.2	7.9	0.0	101	53.7	OR	38.4
METALS:								
Calcium	mg/L	NA	NA	NA	NA	NA	NA	NA
Magnesium	mg/L	NA	NA	NA	NA	NA	NA	NA
Sodium	mg/L	NA	NA	NA	NA	NA	NA	NA
VOLATILE ORGANIC COMPOUNDS (EPA 524.2)								
1,1-Dichloroethane	µg/L	0.11	0.11	0.11	0.11	**0.23**	0.11	**0.15**
1,1-Dichloroethene	µg/L	0.18	0.73	0.18	1.7	0.62	0.18	0.18
1,2-Dichloropropane	µg/L	0.13	0.13	0.13	0.13	0.60	0.13	0.82
Chloroform	µg/L	0.12	0.70	0.12	0.81	**0.34**[5]	0.12	0.17[5]
cis-1,2-Dichloroethene	µg/L	0.085	0.085	0.085	0.085	0.085	0.085	0.085
Dichlorodifluoromethane	µg/L	0.099	**0.11**	0.099	**0.14**	**0.23**	0.099	0.099
Ethylbenzene	µg/L	0.098	0.098	0.098	0.098	0.098	0.098	0.098
Methyl t-butyl ether (MTBE)	µg/L	0.11	0.11	0.11	**0.11**	**0.12**	0.11	0.11
Tetrachloroethene	µg/L	0.13	2.1	0.13	1.5	2.0	0.13	**0.47**
Toluene	µg/L	0.093	0.093	0.093	0.093	0.093	0.093	0.093
Trichloroethene	µg/L	0.085	6.2	**0.15**	12	10	0.085	2.4
Trichlorofluoromethane	µg/L	0.13	0.13	0.13	0.13	**0.14**	0.13	0.13

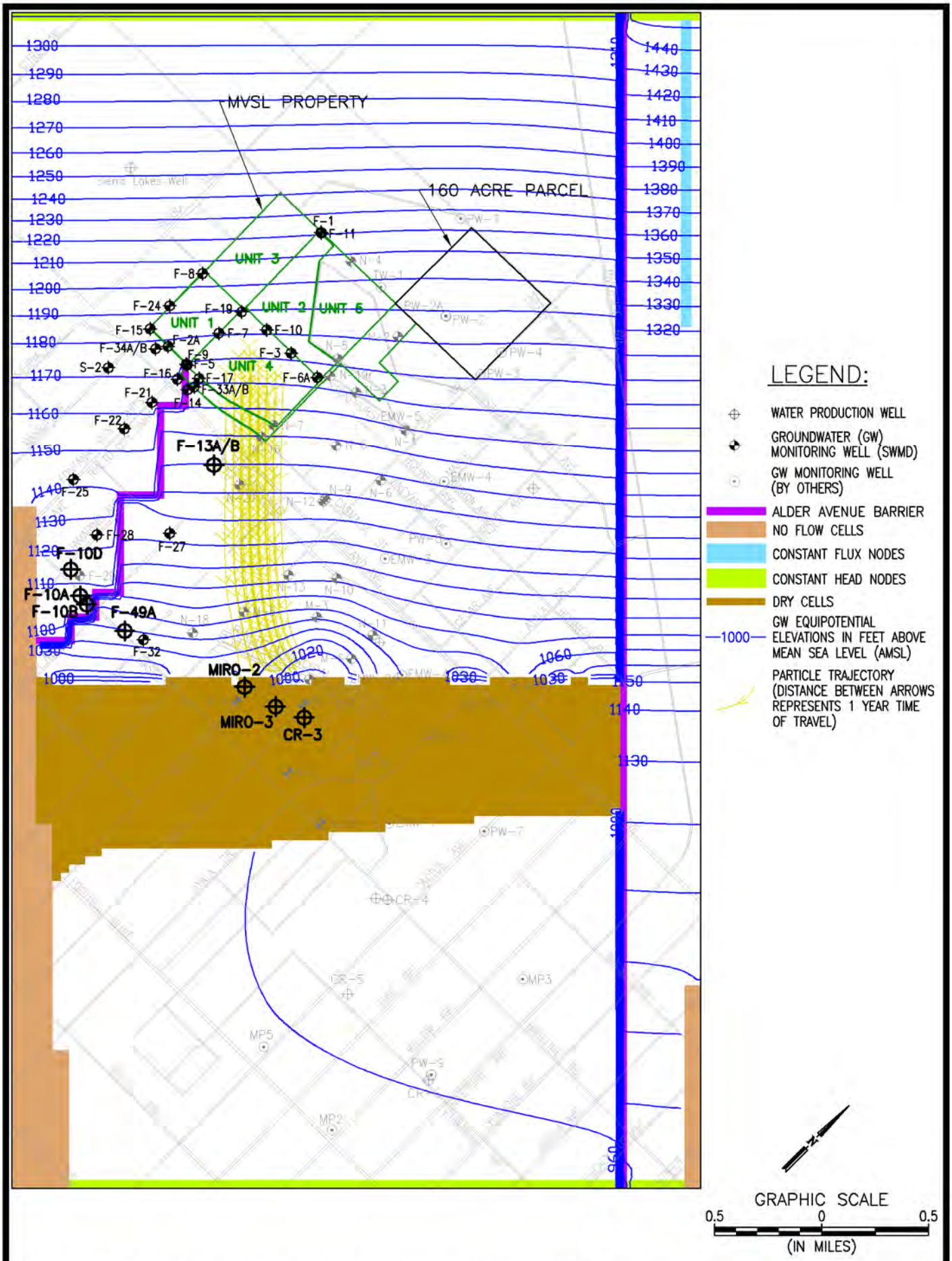

CONTAINMENT EVALUATION OF UNIT 4 VOC PLUME MID-VALLEY SANITARY LANDFILL SAN BERNARDINO COUNTY, CA	FIGURE 1A – SCENARIO #1 2012-2014 AVERAGE PUMPING, CR-3 ACTIVE, B-AQUIFER DRAWN BY: VL | DATE: SEPTEMBER 2015 | JOB NO. 2013.0090	Geo-Logic ASSOCIATES

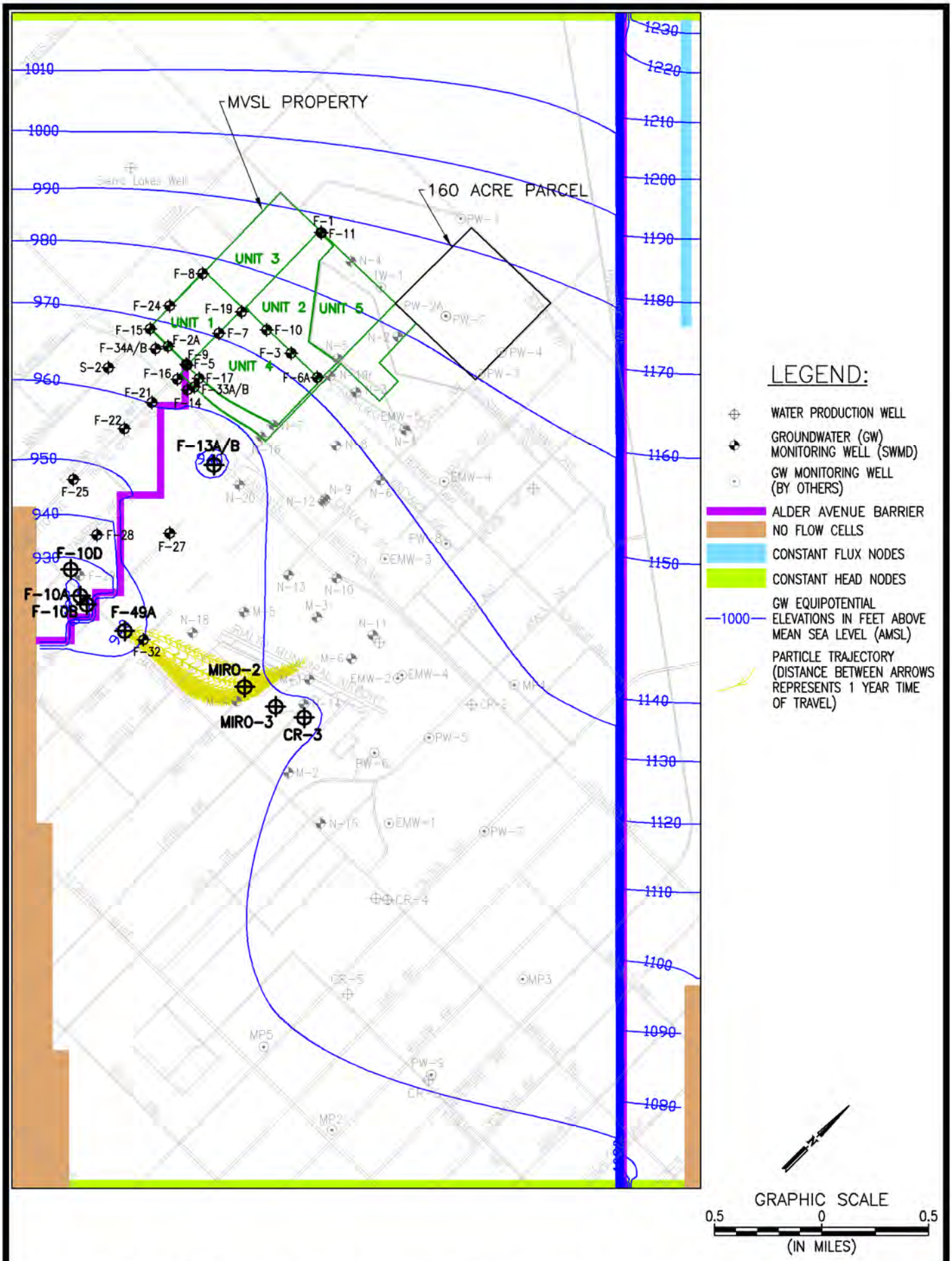

CONTAINMENT EVALUATION OF UNIT 4 VOC PLUME MID-VALLEY SANITARY LANDFILL SAN BERNARDINO COUNTY, CA	FIGURE 1B – SCENARIO #1 2012–2014 AVERAGE PUMPING, CR-3 ACTIVE, C-AQUIFER DRAWN BY: VL | DATE: SEPTEMBER 2015 | JOB NO. 2013.0090	Geo-Logic ASSOCIATES

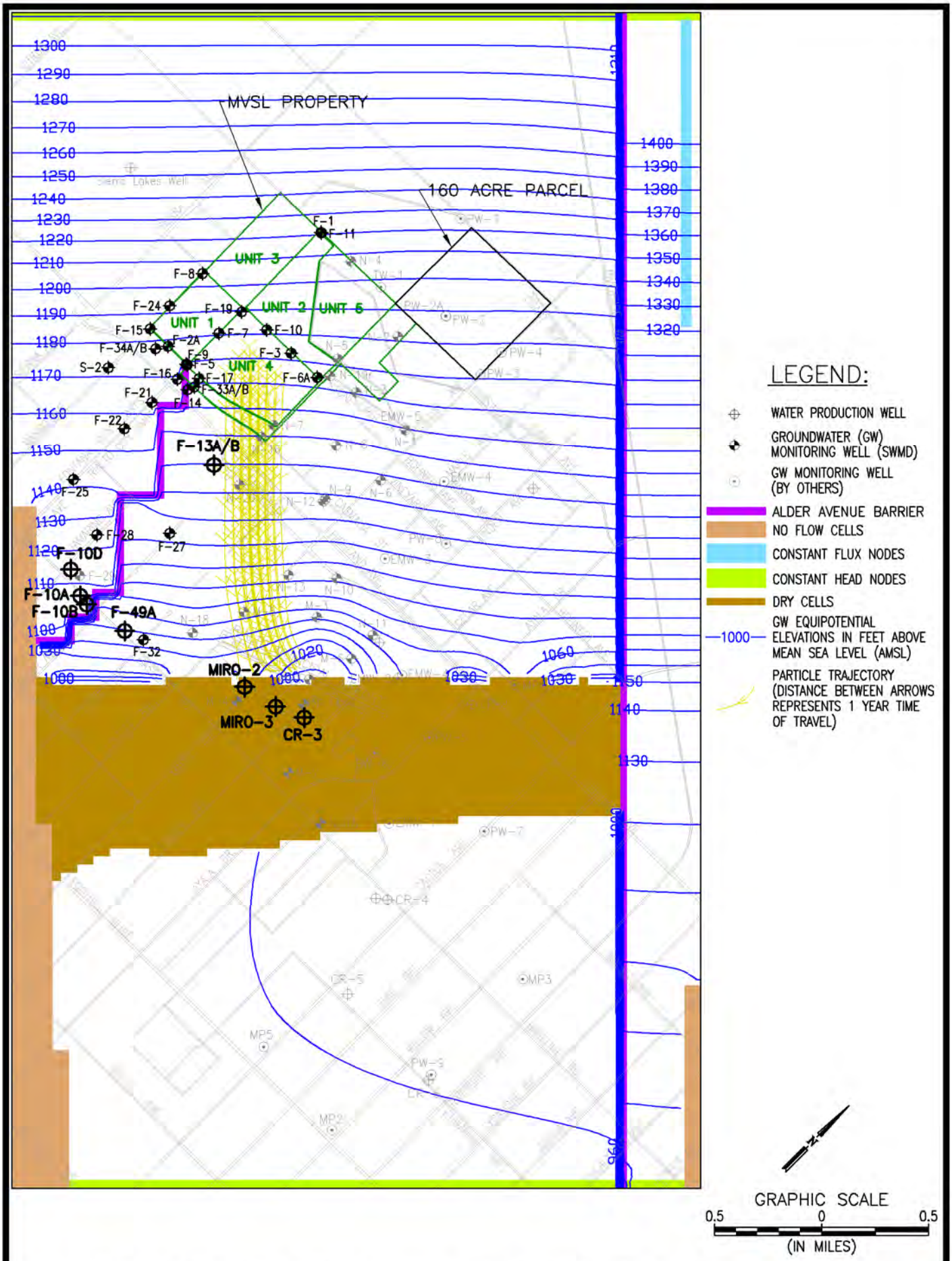

CONTAINMENT EVALUATION OF UNIT 4 VOC PLUME MID-VALLEY SANITARY LANDFILL SAN BERNARDINO COUNTY, CA	FIGURE 1C – SCENARIO #1 2012–2014 AVERAGE PUMPING, MIRO-3 ACTIVE, B-AQUIFER DRAWN BY: VL | DATE: SEPTEMBER 2015 | JOB NO. 2013.0090	Geo-Logic ASSOCIATES

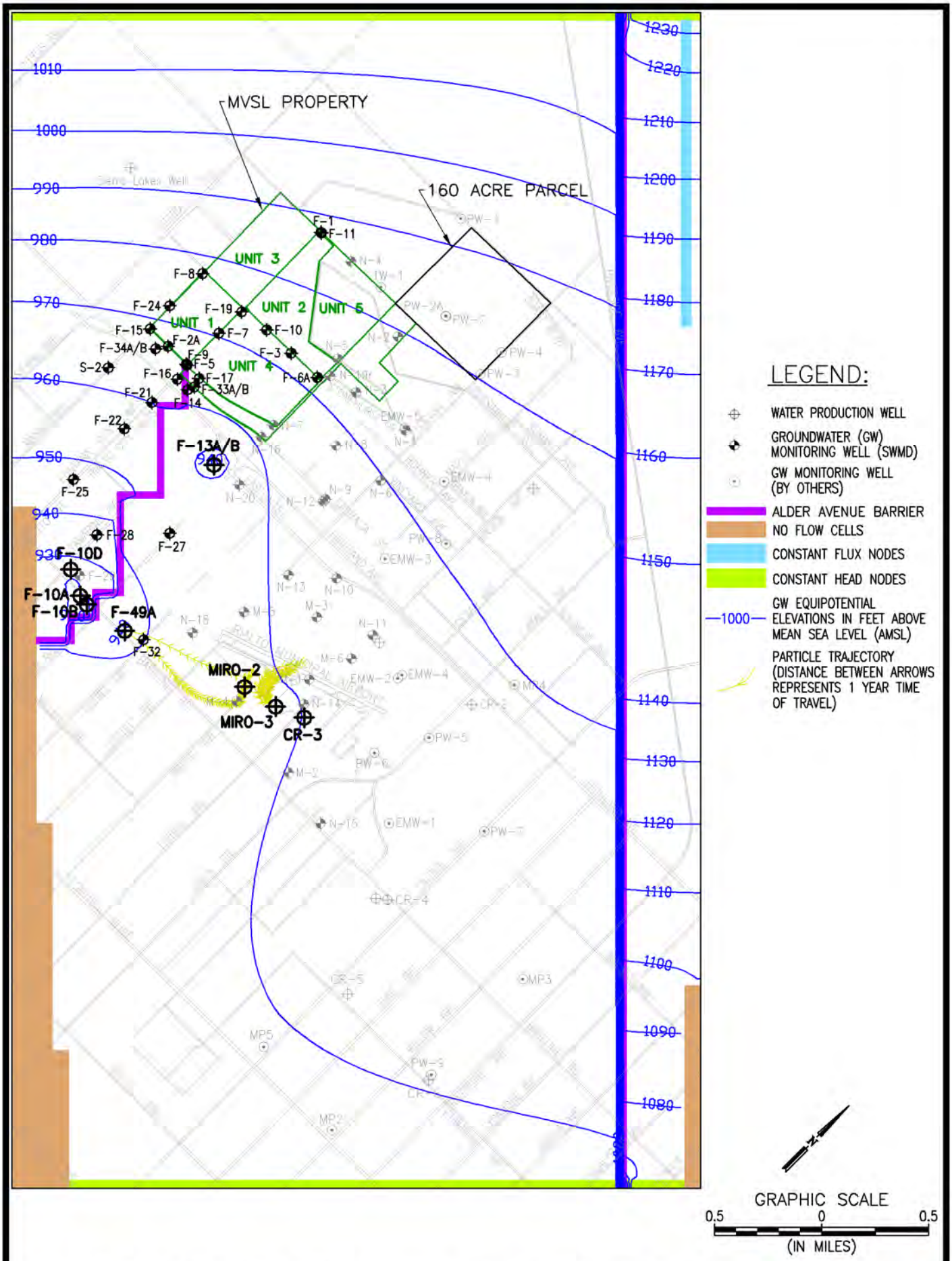

CONTAINMENT EVALUATION OF UNIT 4 VOC PLUME MID-VALLEY SANITARY LANDFILL SAN BERNARDINO COUNTY, CA	FIGURE 1D – SCENARIO #1 2012–2014 AVERAGE PUMPING, MIRO-3 ACTIVE, C-AQUIFER DRAWN BY: VL | DATE: SEPTEMBER 2015 | JOB NO. 2013.0090	Geo-Logic ASSOCIATES

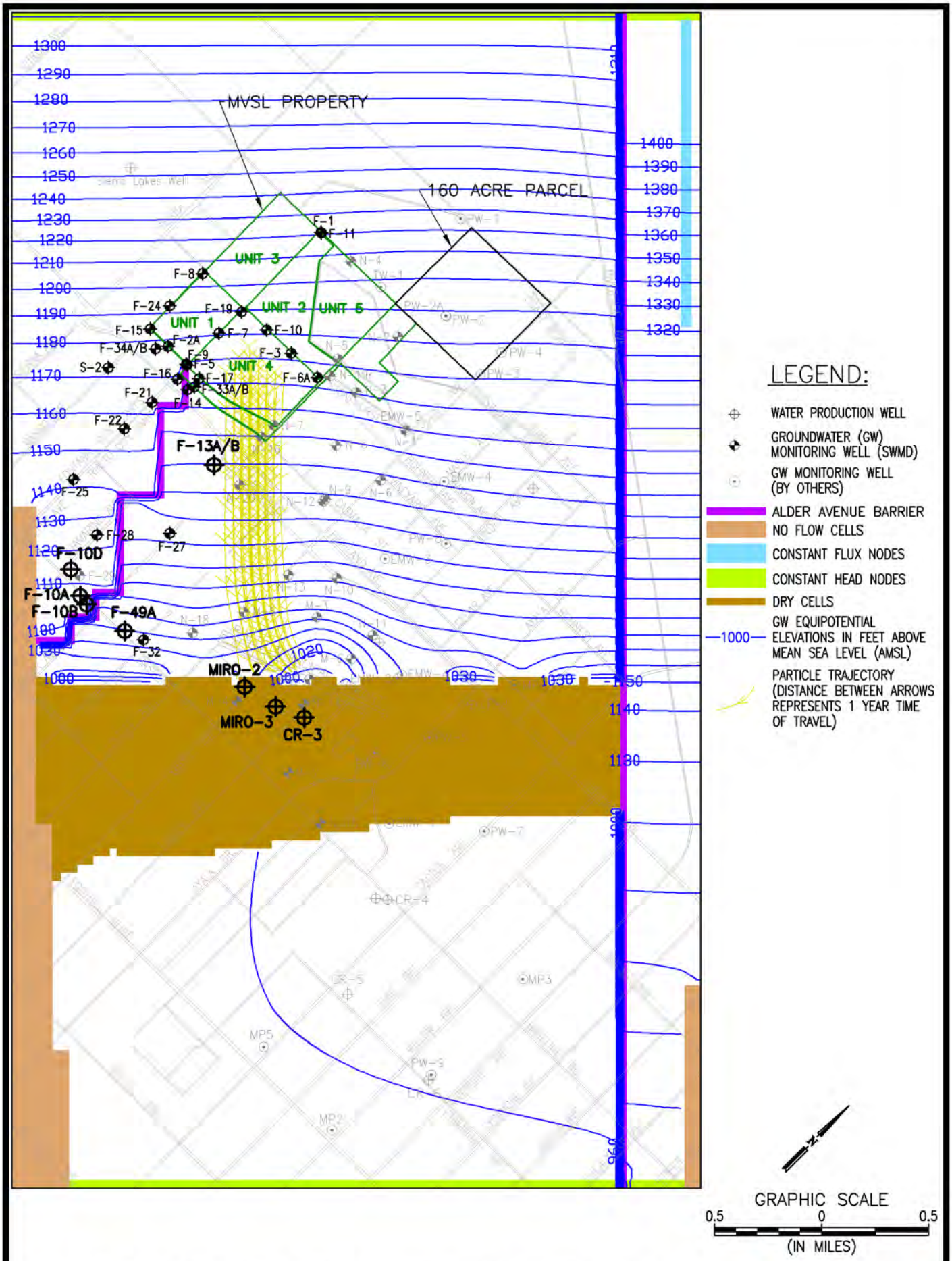

CONTAINMENT EVALUATION OF UNIT 4 VOC PLUME MID-VALLEY SANITARY LANDFILL SAN BERNARDINO COUNTY, CA	FIGURE 1E – SCENARIO #1 2012–2014 AVERAGE PUMPING, MIRO-2 ACTIVE, B-AQUIFER DRAWN BY: VL | DATE: SEPTEMBER 2015 | JOB NO. 2013.0090	Geo-Logic ASSOCIATES

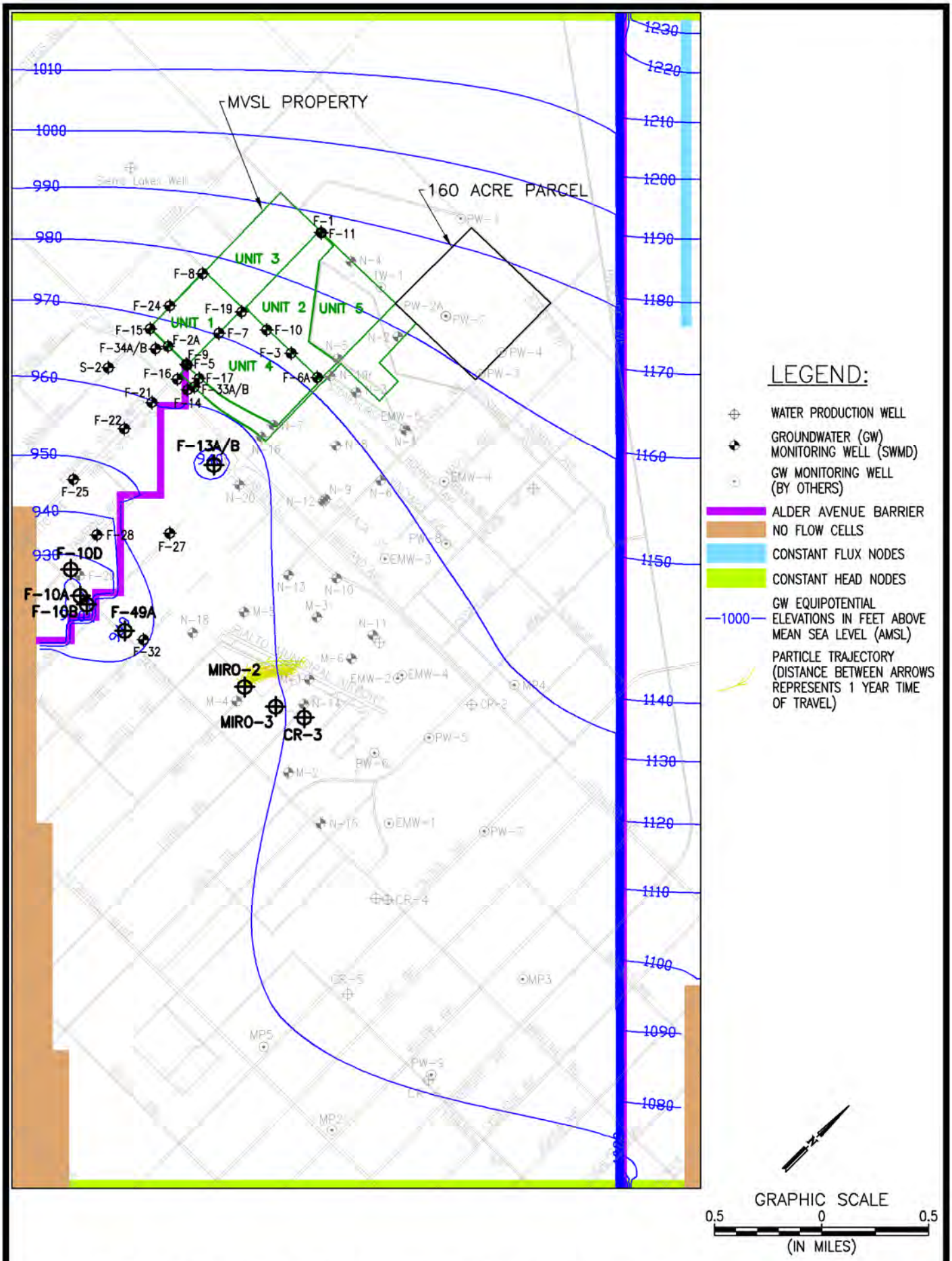

CONTAINMENT EVALUATION OF UNIT 4 VOC PLUME MID-VALLEY SANITARY LANDFILL SAN BERNARDINO COUNTY, CA	FIGURE 1F – SCENARIO #1 2012–2014 AVERAGE PUMPING, MIRO-2 ACTIVE, C-AQUIFER DRAWN BY: VL | DATE: SEPTEMBER 2015 | JOB NO. 2013.0090	Geo-Logic ASSOCIATES

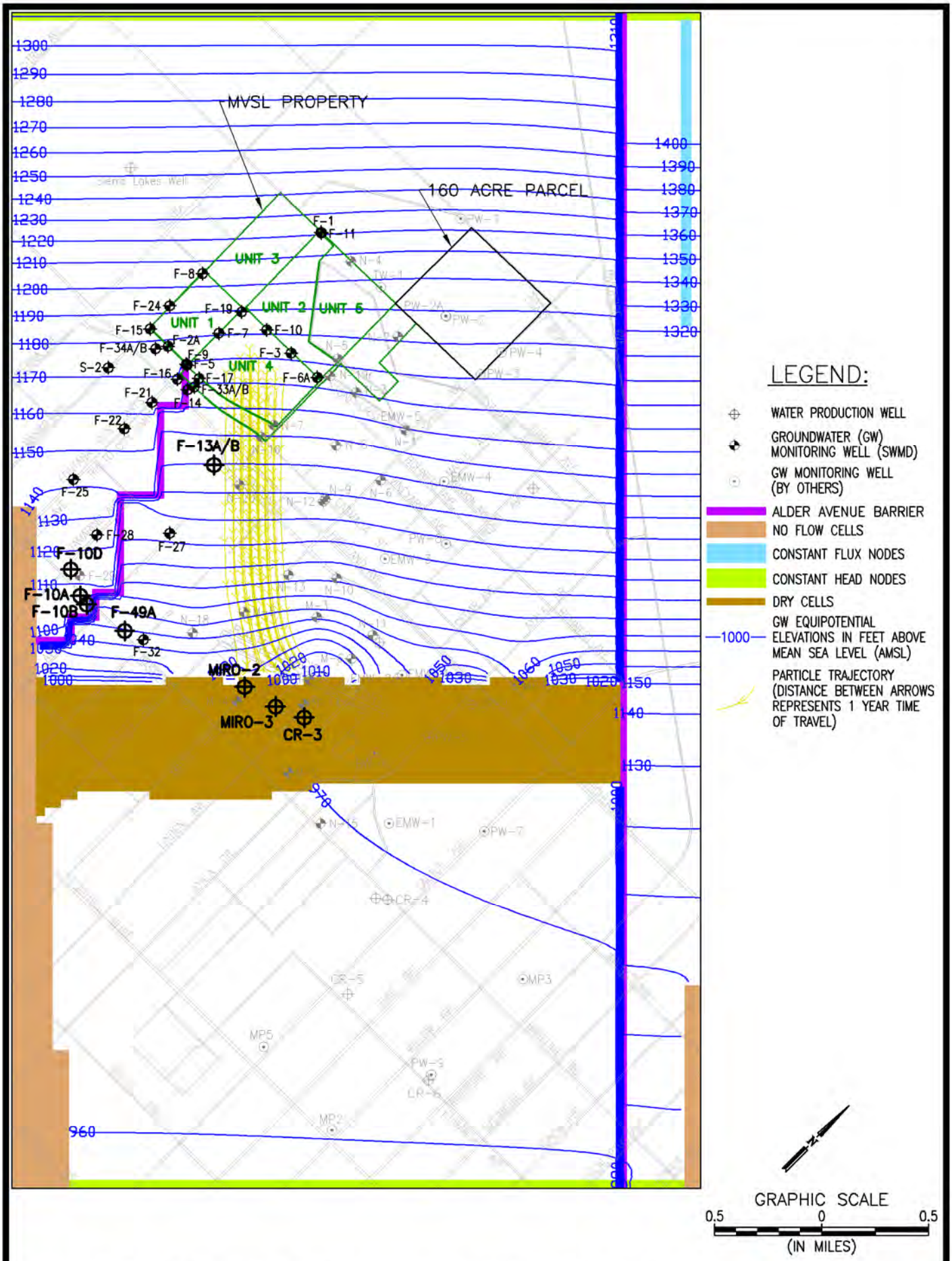

CONTAINMENT EVALUATION OF UNIT 4 VOC PLUME MID-VALLEY SANITARY LANDFILL SAN BERNARDINO COUNTY, CA	FIGURE 2A – SCENARIO #2 1998 ROWD PUMPING, CR-3 ACTIVE, B-AQUIFER DRAWN BY: VL | DATE: SEPTEMBER 2015 | JOB NO. 2013.0090	Geo-Logic ASSOCIATES

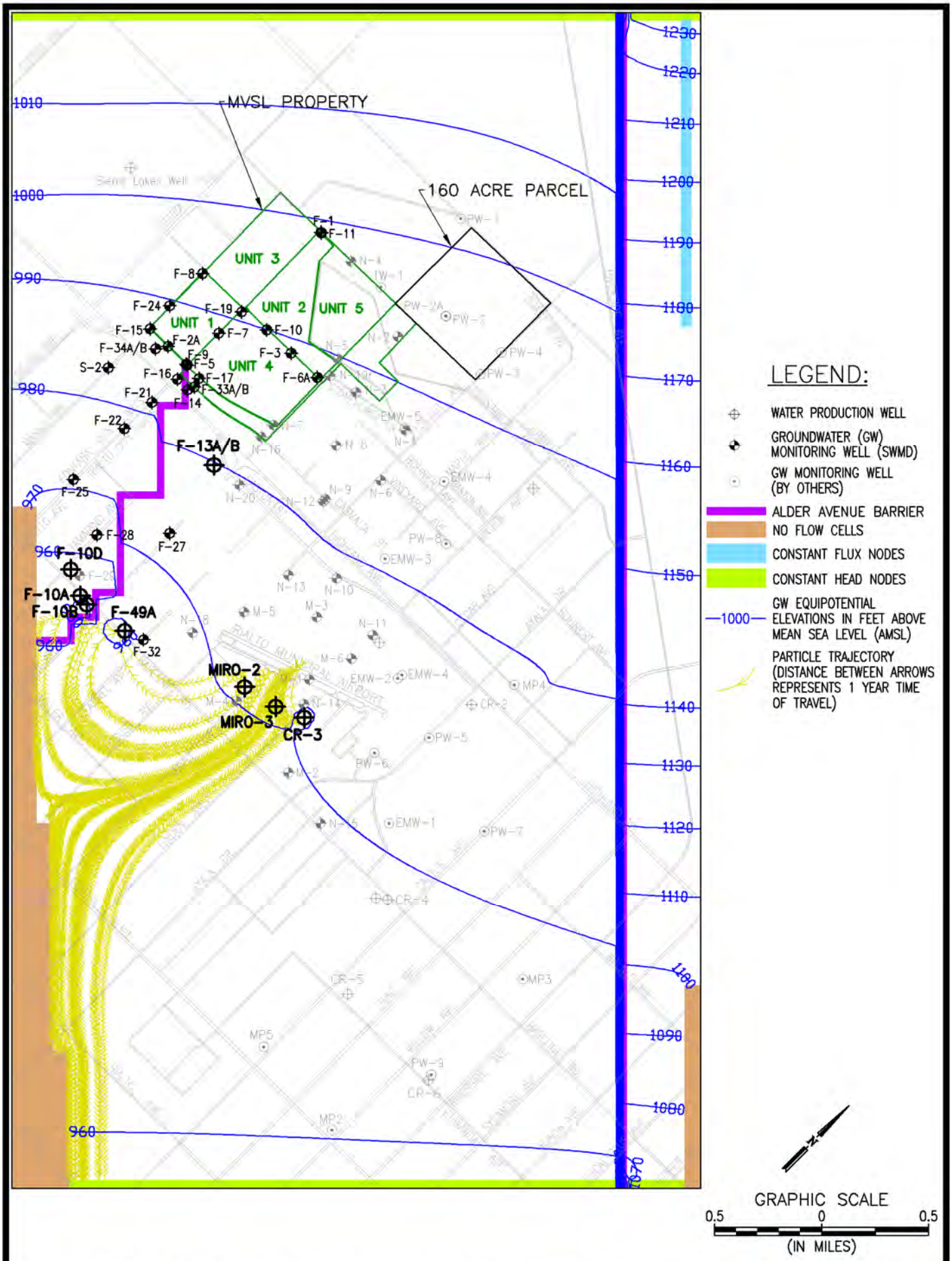

CONTAINMENT EVALUATION OF UNIT 4 VOC PLUME MID-VALLEY SANITARY LANDFILL SAN BERNARDINO COUNTY, CA	FIGURE 2B – SCENARIO #2 1998 ROWD PUMPING, CR-3 ACTIVE, C-AQUIFER DRAWN BY: VL | DATE: SEPTEMBER 2015 | JOB NO. 2013.0090	Geo-Logic ASSOCIATES

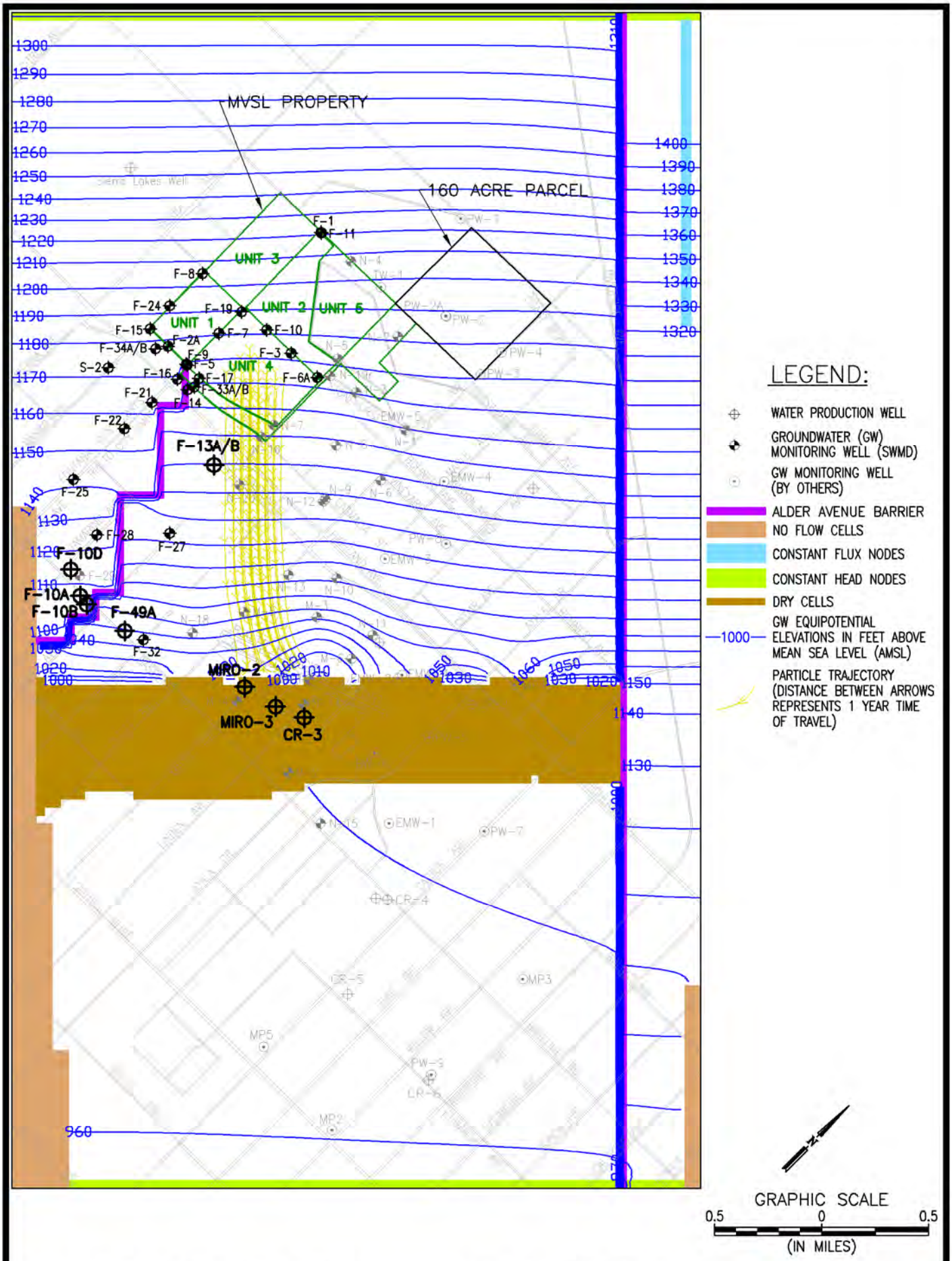

CONTAINMENT EVALUATION OF UNIT 4 VOC PLUME MID-VALLEY SANITARY LANDFILL SAN BERNARDINO COUNTY, CA	FIGURE 2C – SCENARIO #2 1998 ROWD PUMPING, MIRO-3 ACTIVE, B-AQUIFER DRAWN BY: VL | DATE: SEPTEMBER 2015 | JOB NO. 2013.0090	Geo-Logic ASSOCIATES

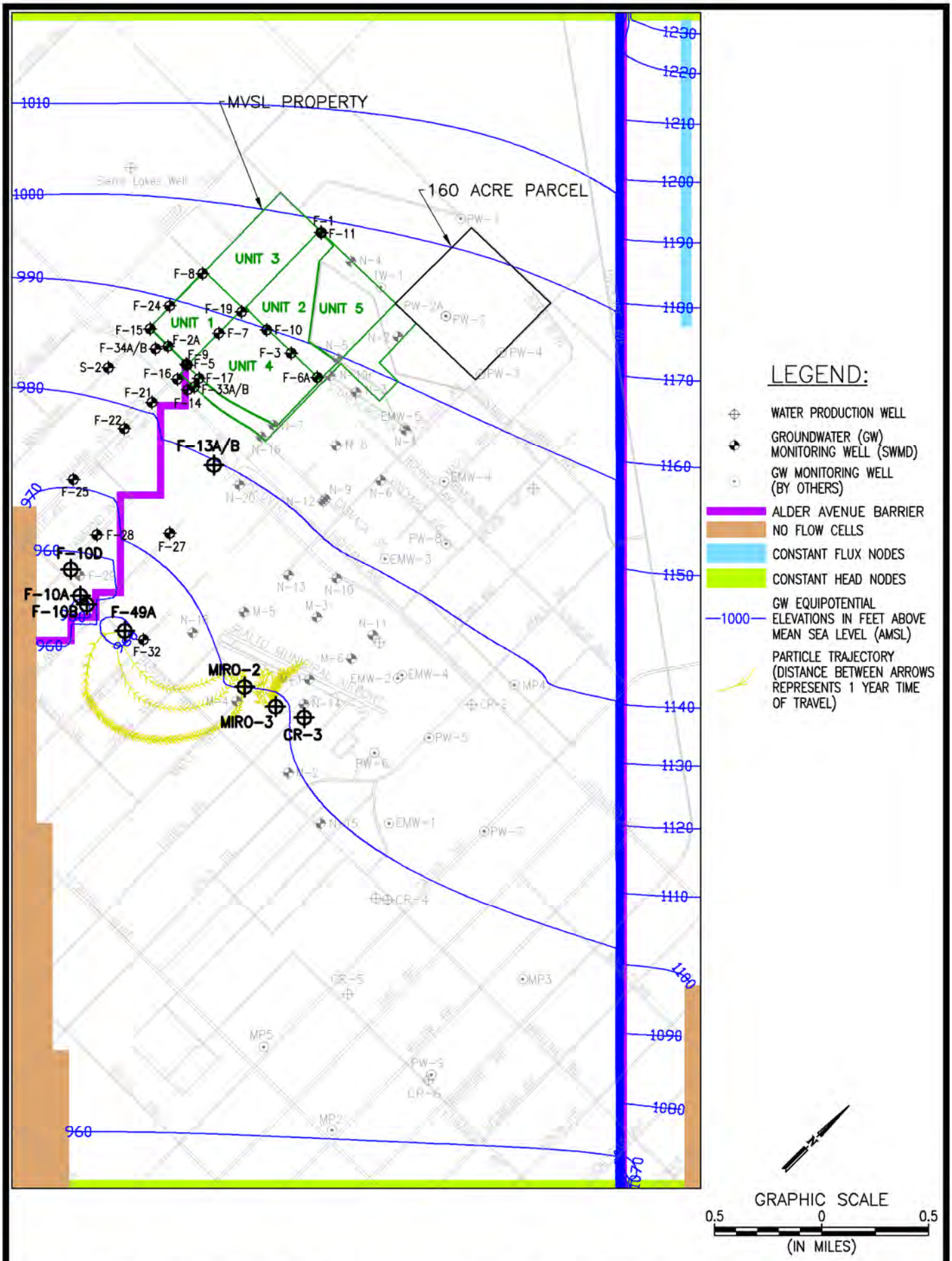

CONTAINMENT EVALUATION OF UNIT 4 VOC PLUME MID-VALLEY SANITARY LANDFILL SAN BERNARDINO COUNTY, CA	FIGURE 2D – SCENARIO #2 1998 ROWD PUMPING, MIRO-3 ACTIVE, C-AQUIFER DRAWN BY: VL | DATE: SEPTEMBER 2015 | JOB NO. 2013.0090	Geo-Logic ASSOCIATES

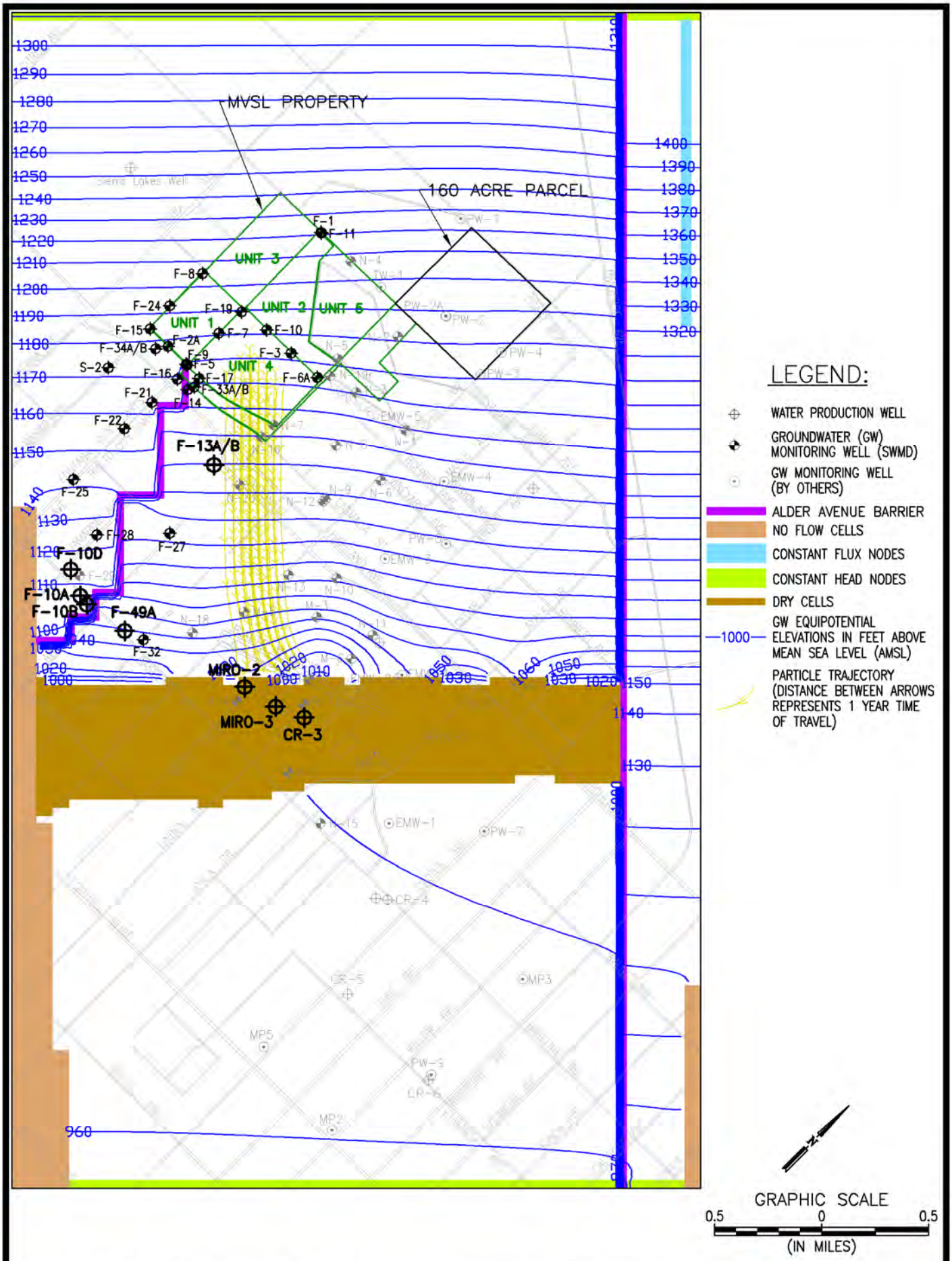

CONTAINMENT EVALUATION OF UNIT 4 VOC PLUME MID-VALLEY SANITARY LANDFILL SAN BERNARDINO COUNTY, CA	FIGURE 2E – SCENARIO #2 1998 ROWD PUMPING, MIRO-2 ACTIVE, B-AQUIFER DRAWN BY: VL | DATE: SEPTEMBER 2015 | JOB NO. 2013.0090	Geo-Logic ASSOCIATES

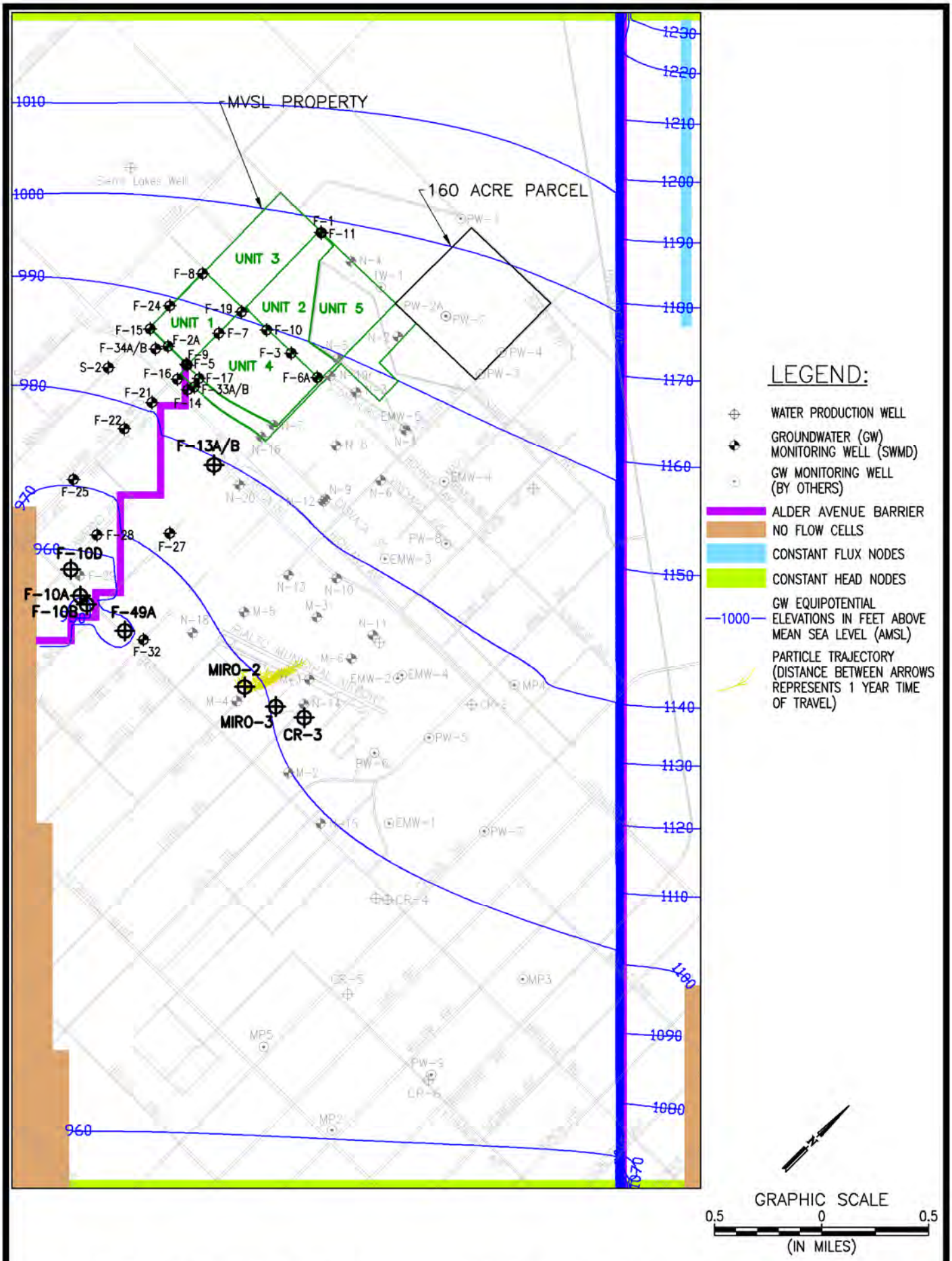

CONTAINMENT EVALUATION OF UNIT 4 VOC PLUME MID-VALLEY SANITARY LANDFILL SAN BERNARDINO COUNTY, CA	FIGURE 2F – SCENARIO #2 1998 ROWD PUMPING, MIRO-2 ACTIVE, C-AQUIFER DRAWN BY: VL | DATE: SEPTEMBER 2015 | JOB NO. 2013.0090	Geo-Logic ASSOCIATES

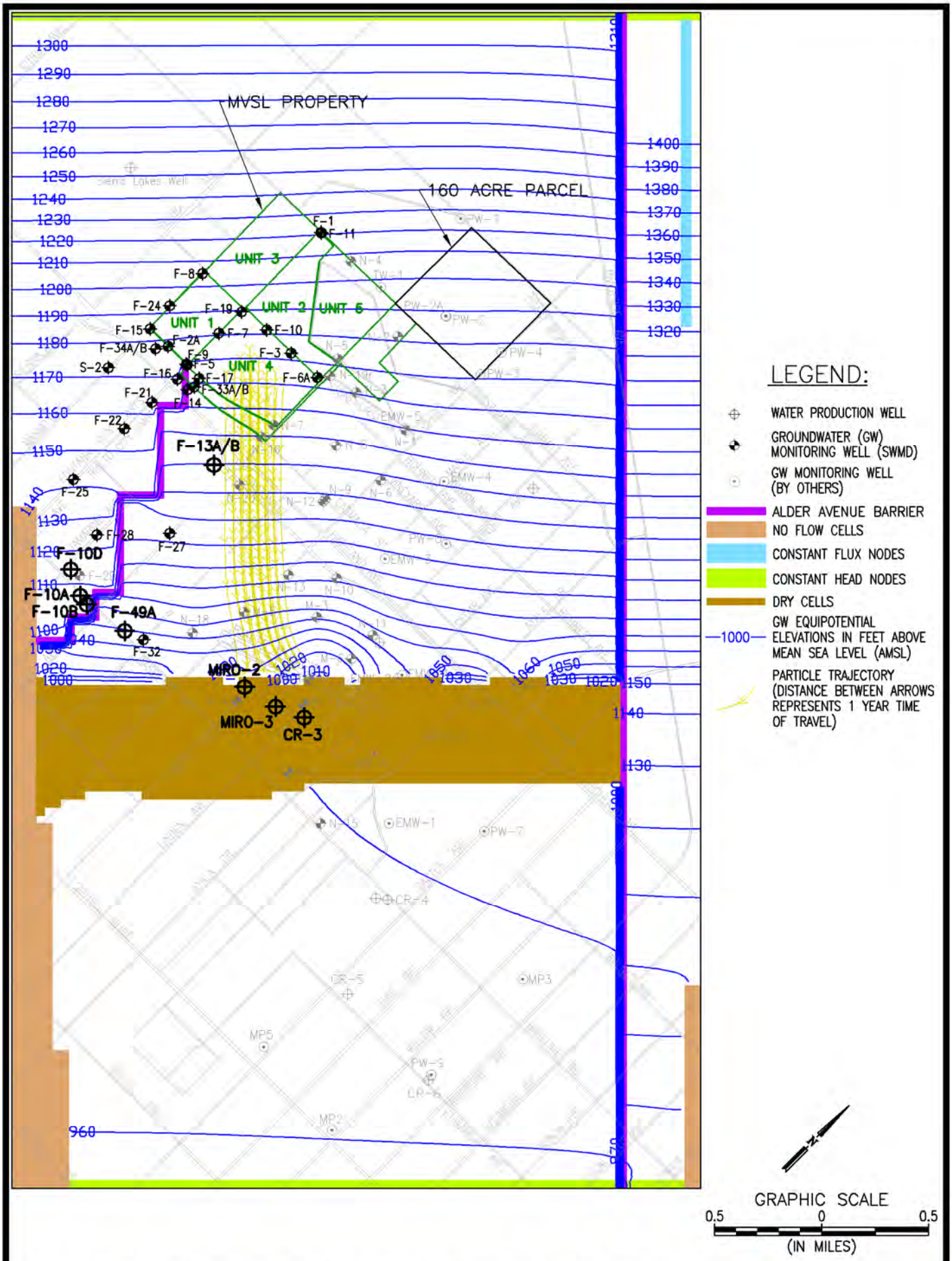

CONTAINMENT EVALUATION OF UNIT 4 VOC PLUME MID-VALLEY SANITARY LANDFILL SAN BERNARDINO COUNTY, CA	FIGURE 2G – SCENARIO #2 1998 ROWD PUMPING, CR-3 AND MIRO-3 ACTIVE, B-AQUIFER DRAWN BY: VL · DATE: SEPTEMBER 2015 · JOB NO. 2013.0090	Geo-Logic ASSOCIATES

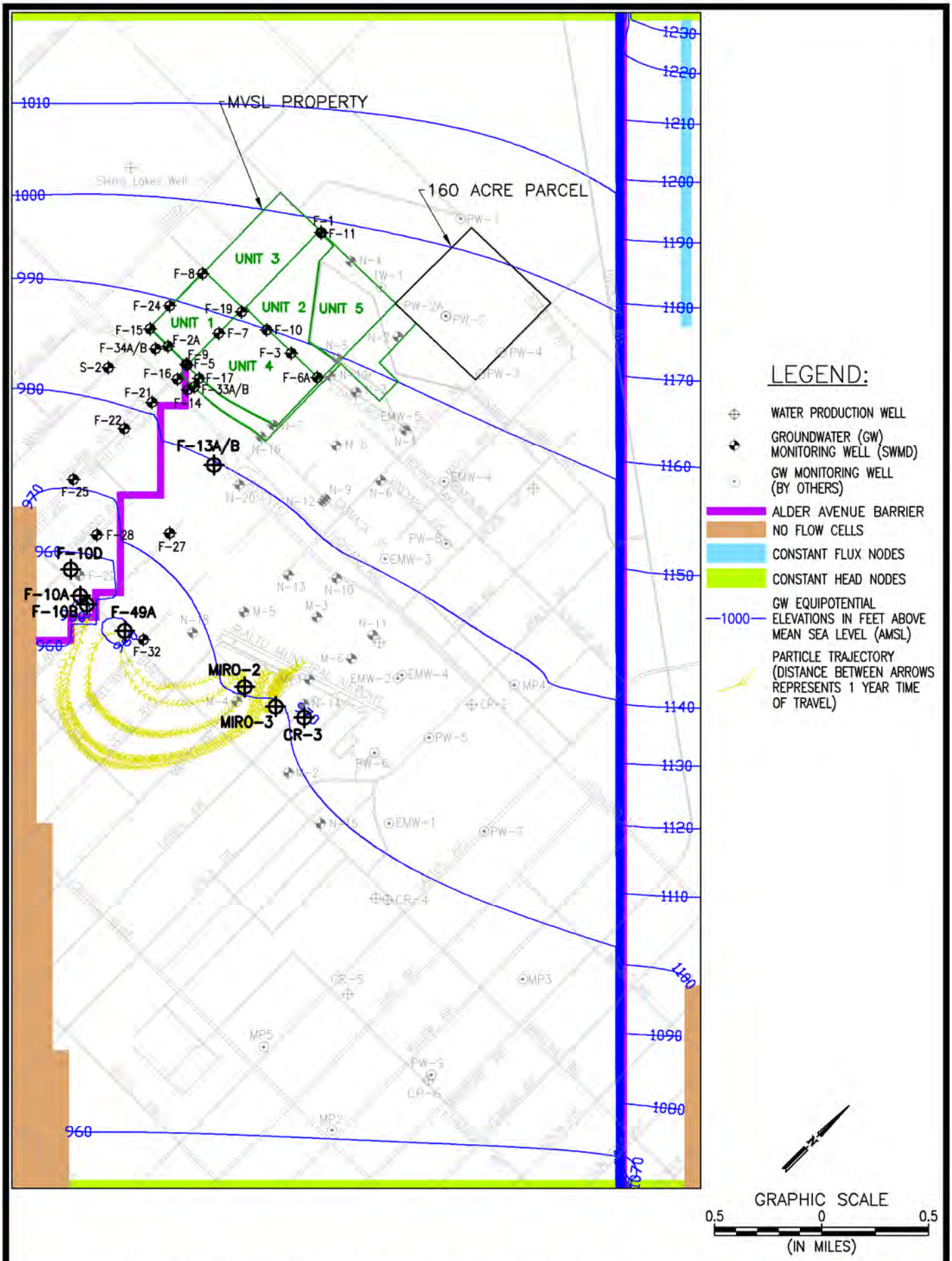

CONTAINMENT EVALUATION OF UNIT 4 VOC PLUME MID-VALLEY SANITARY LANDFILL SAN BERNARDINO COUNTY, CA	FIGURE 2H – SCENARIO #2 1998 ROWD PUMPING, CR-3 AND MIRO-3 ACTIVE, C-AQUIFER DRAWN BY: VL | DATE: SEPTEMBER 2015 | JOB NO. 2013.0090	Geo-Logic ASSOCIATES

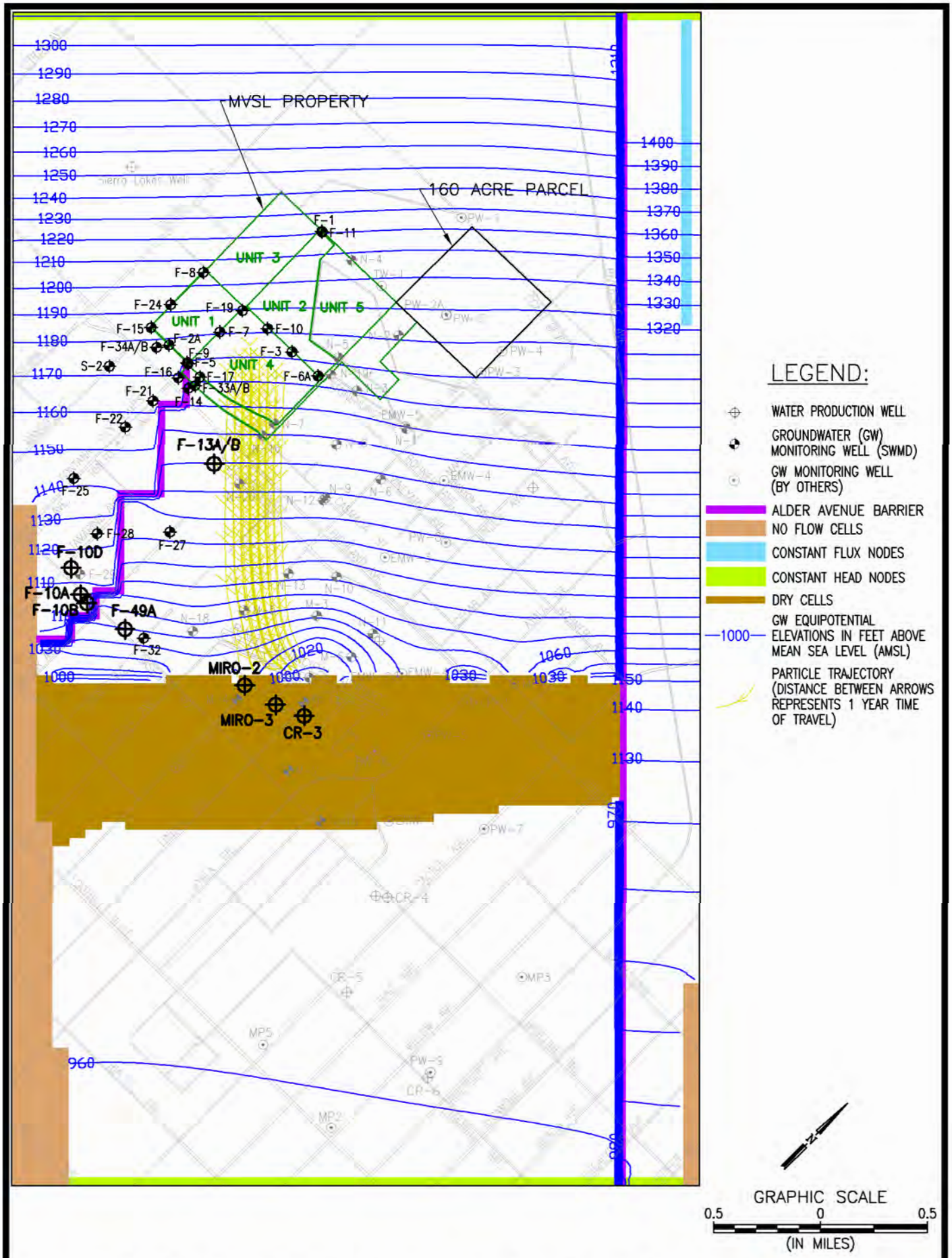

CONTAINMENT EVALUATION OF UNIT 4 VOC PLUME MID-VALLEY SANITARY LANDFILL SAN BERNARDINO COUNTY, CA	FIGURE 2I – SCENARIO #2 1998 ROWD PUMPING, CR-3 AND EW-1 ACTIVE, B-AQUIFER DRAWN BY: VL · DATE: SEPTEMBER 2015 · JOB NO. 2013.0090	Geo-Logic ASSOCIATES

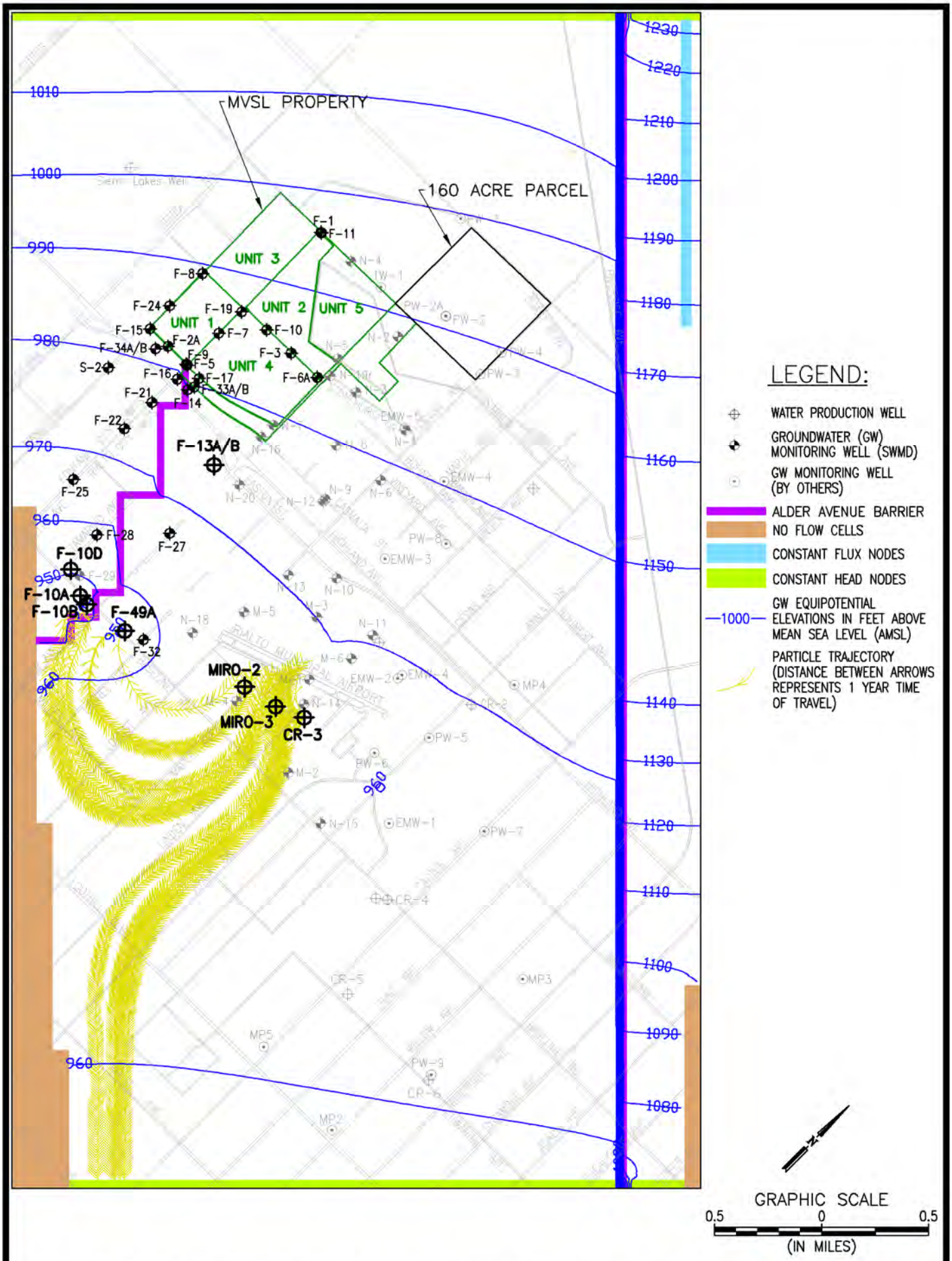

CONTAINMENT EVALUATION OF UNIT 4 VOC PLUME MID-VALLEY SANITARY LANDFILL SAN BERNARDINO COUNTY, CA	FIGURE 2J – SCENARIO #2 1998 ROWD PUMPING, CR-3 AND EW-1 ACTIVE, B-AQUIFER DRAWN BY: VL · DATE: SEPTEMBER 2015 · JOB NO. 2013.0090	Geo-Logic ASSOCIATES

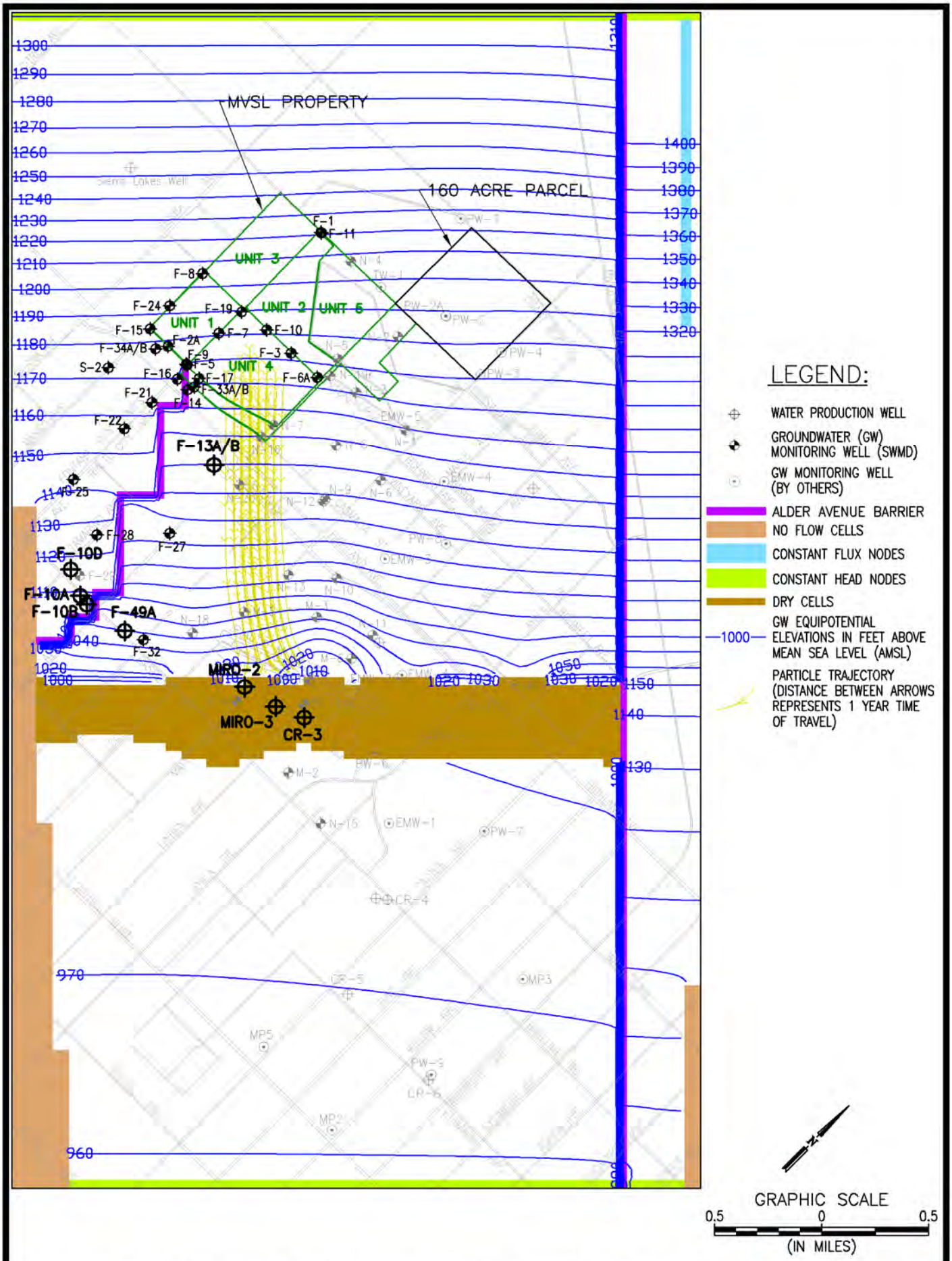

CONTAINMENT EVALUATION OF UNIT 4 VOC PLUME MID-VALLEY SANITARY LANDFILL SAN BERNARDINO COUNTY, CA	FIGURE 3A – SCENARIO #3 2013 RECOMMENDED PUMPING, CR-3 ACTIVE, B-AQUIFER DRAWN BY: VL | DATE: SEPTEMBER 2015 | JOB NO. 2013.0090	Geo-Logic ASSOCIATES

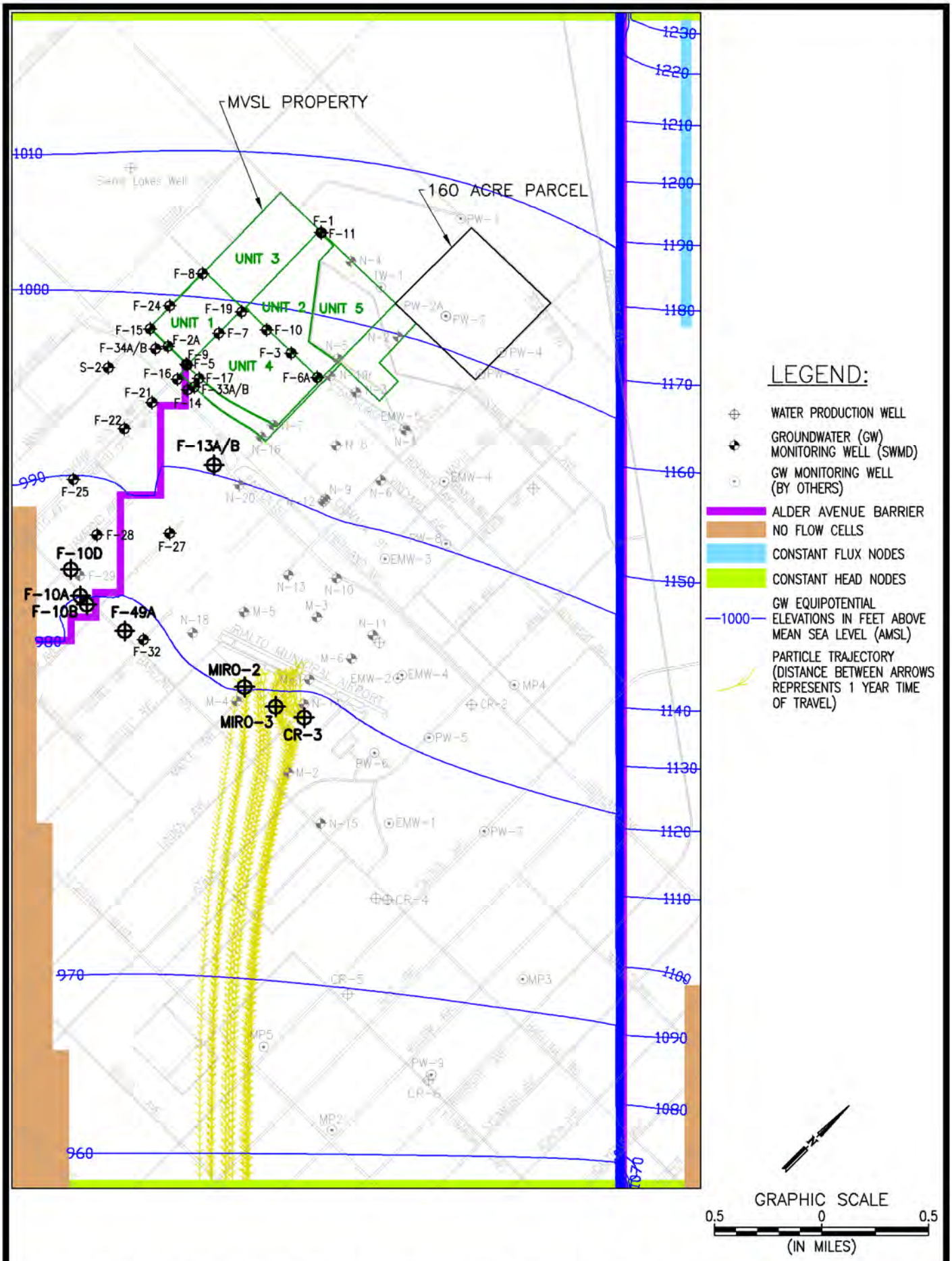

CONTAINMENT EVALUATION OF UNIT 4 VOC PLUME MID-VALLEY SANITARY LANDFILL SAN BERNARDINO COUNTY, CA	FIGURE 3B – SCENARIO #3 2013 RECOMMENDED PUMPING, CR-3 ACTIVE, C-AQUIFER DRAWN BY: VL | DATE: SEPTEMBER 2015 | JOB NO. 2013.0090	Geo-Logic ASSOCIATES

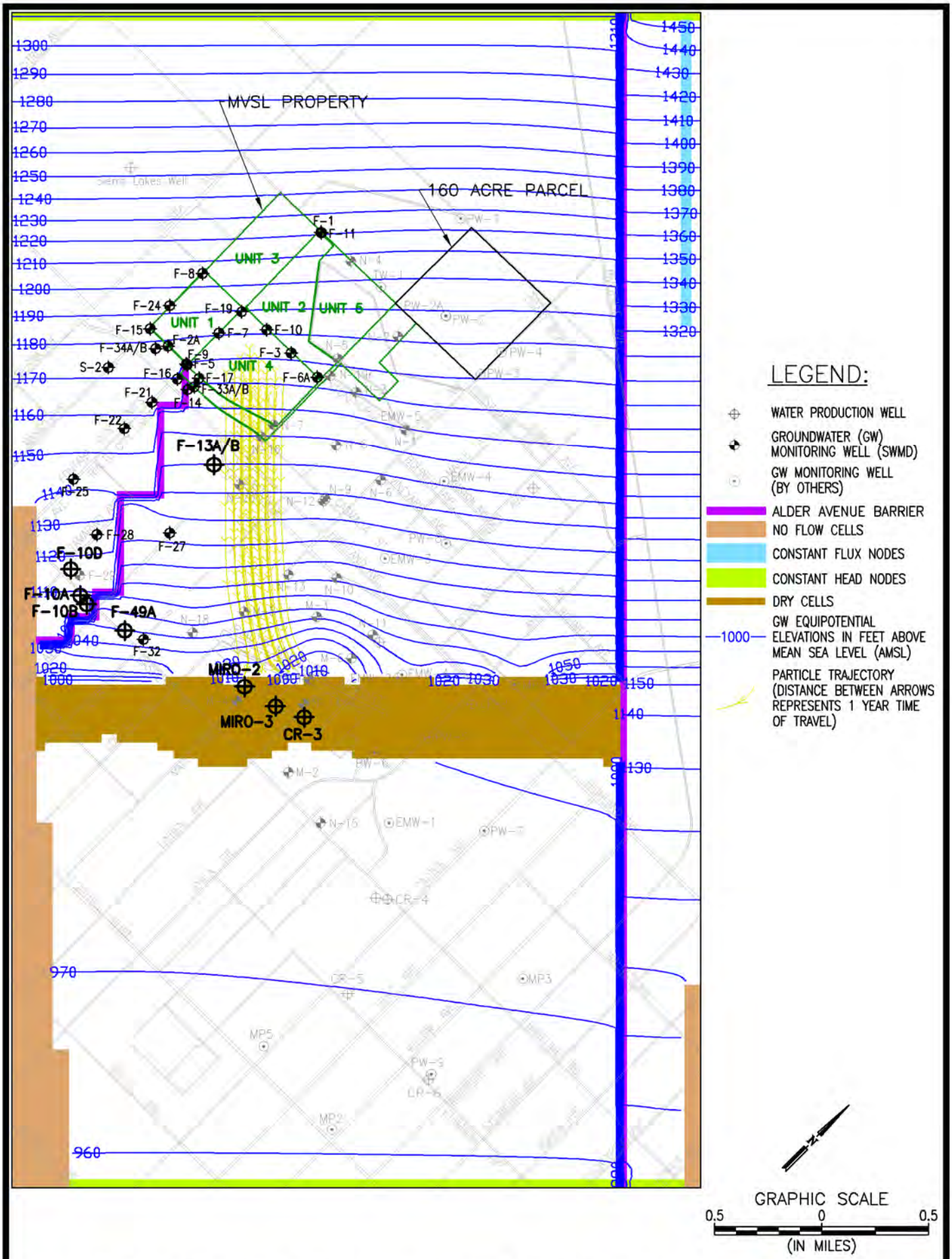

CONTAINMENT EVALUATION OF UNIT 4 VOC PLUME MID-VALLEY SANITARY LANDFILL SAN BERNARDINO COUNTY, CA	FIGURE 3C – SCENARIO #3 2013 RECOMMENDED PUMPING, MIRO-3 ACTIVE, B-AQUIFER DRAWN BY: VL | DATE: SEPTEMBER 2015 | JOB NO. 2013.0090	Geo-Logic ASSOCIATES

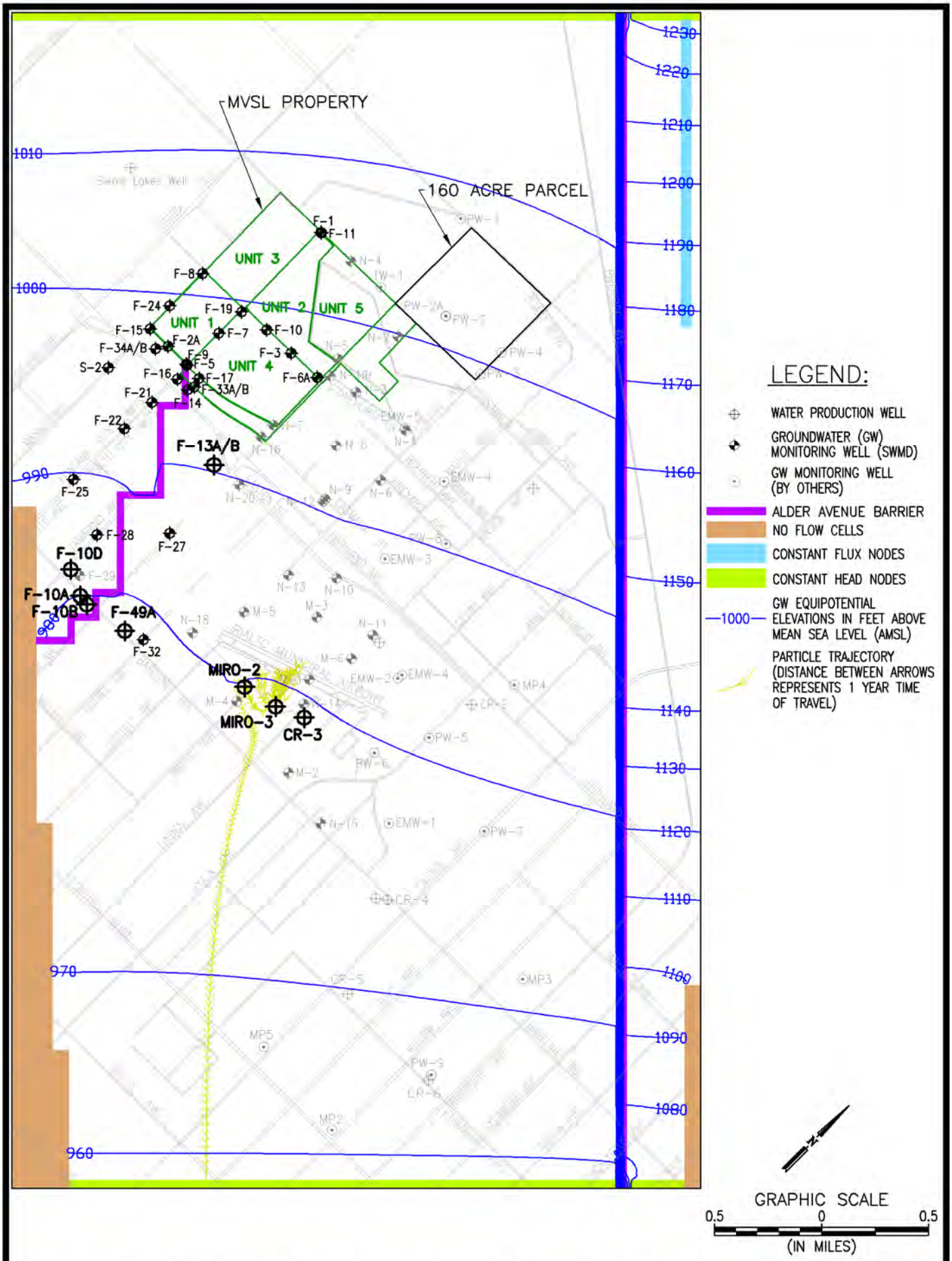

CONTAINMENT EVALUATION OF UNIT 4 VOC PLUME MID-VALLEY SANITARY LANDFILL SAN BERNARDINO COUNTY, CA	FIGURE 3D – SCENARIO #3 2013 RECOMMENDED PUMPING, MIRO-3 ACTIVE, C-AQUIFER DRAWN BY: VL | DATE: SEPTEMBER 2015 | JOB NO. 2013.0090	Geo-Logic ASSOCIATES

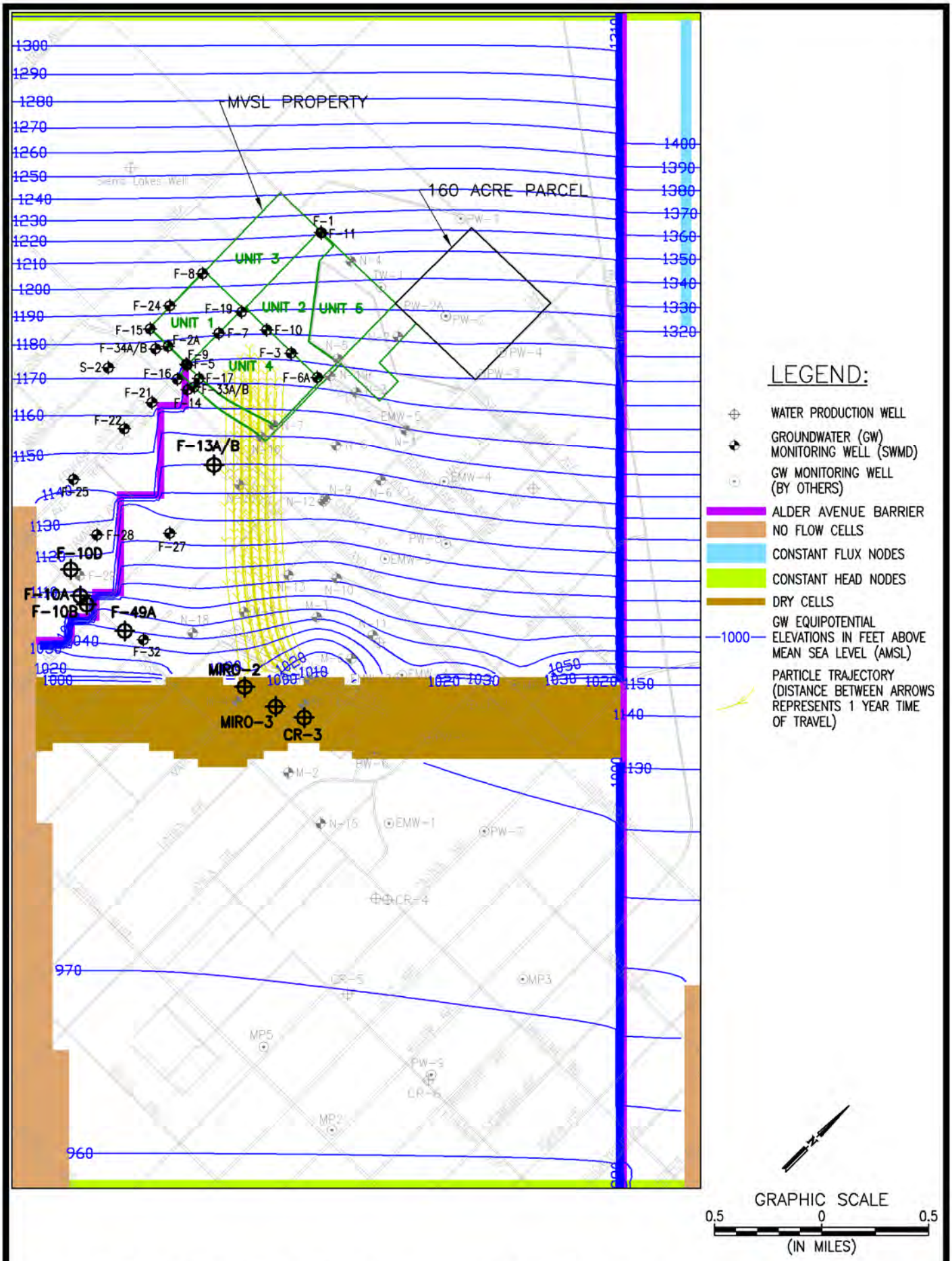

CONTAINMENT EVALUATION OF UNIT 4 VOC PLUME MID-VALLEY SANITARY LANDFILL SAN BERNARDINO COUNTY, CA	FIGURE 3E – SCENARIO #3 2013 RECOMMENDED PUMPING, MIRO-2 ACTIVE, B-AQUIFER DRAWN BY: VL | DATE: SEPTEMBER 2015 | JOB NO. 2013.0090	Geo-Logic ASSOCIATES

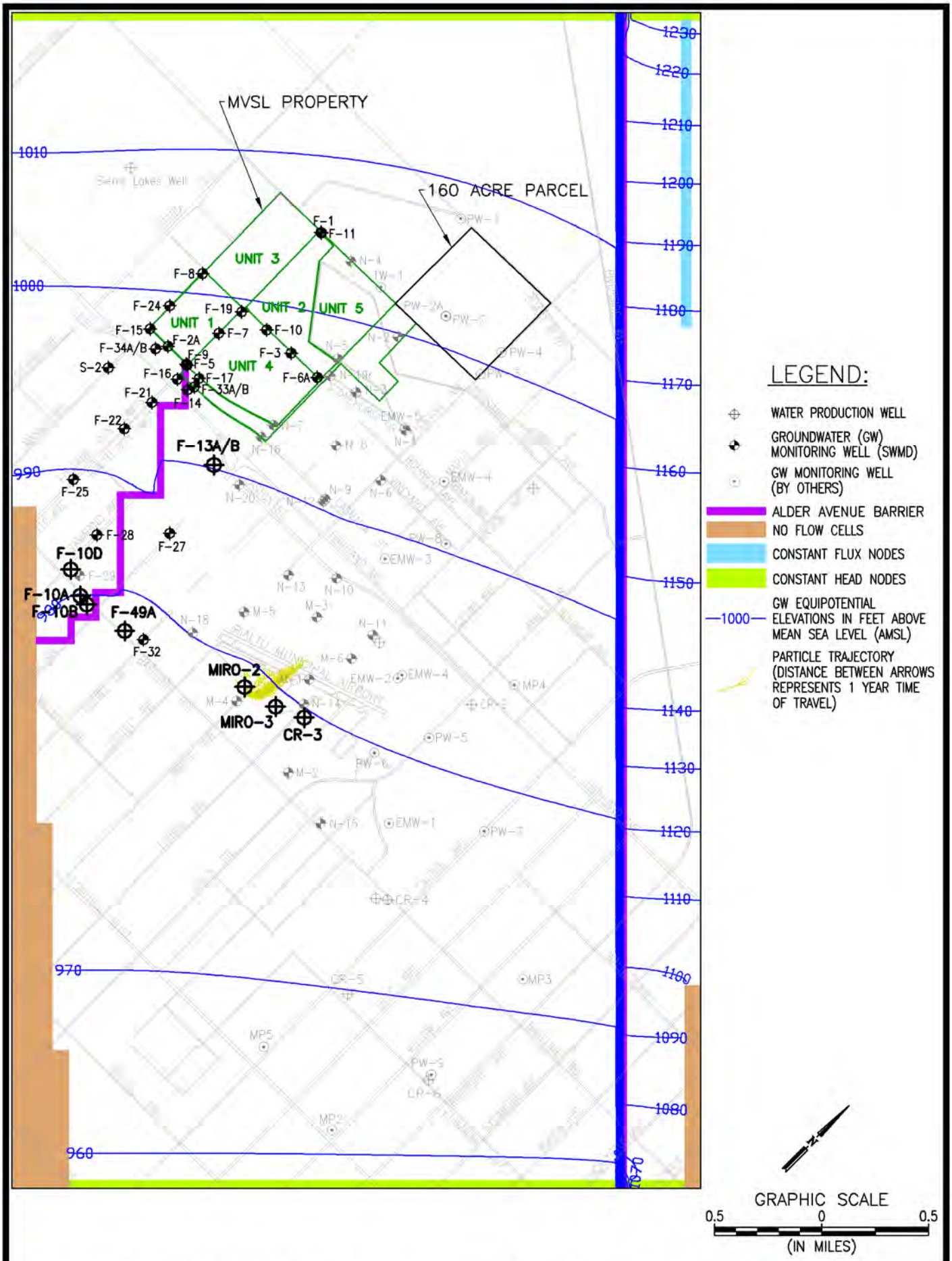

CONTAINMENT EVALUATION OF UNIT 4 VOC PLUME MID-VALLEY SANITARY LANDFILL SAN BERNARDINO COUNTY, CA	FIGURE 3F – SCENARIO #3 2013 RECOMMENDED PUMPING, MIRO-2 ACTIVE, C-AQUIFER DRAWN BY: VL | DATE: SEPTEMBER 2015 | JOB NO. 2013.0090	Geo-Logic ASSOCIATES

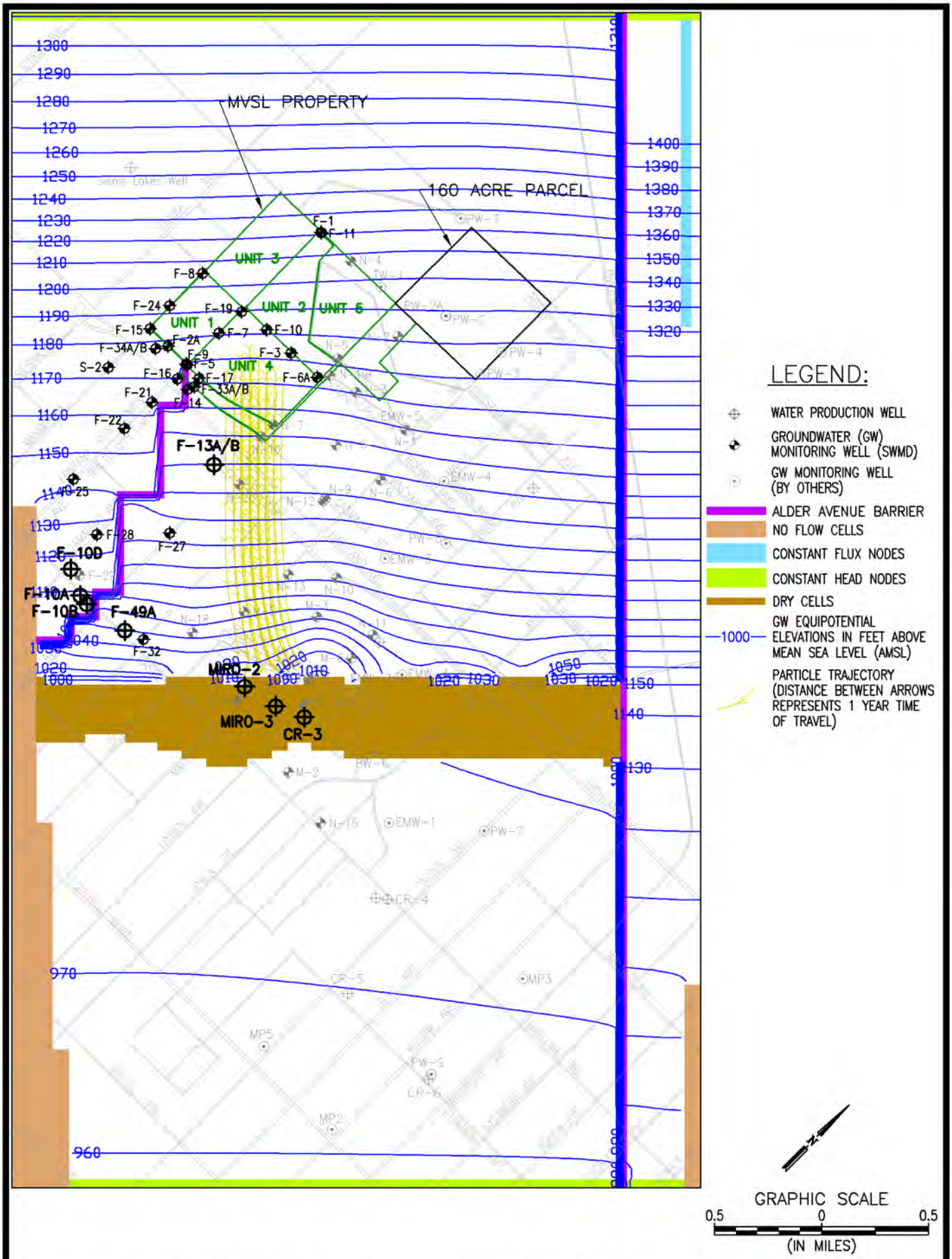

CONTAINMENT EVALUATION OF UNIT 4 VOC PLUME MID-VALLEY SANITARY LANDFILL SAN BERNARDINO COUNTY, CA	FIGURE 3G – SCENARIO #3 2013 RECOMMENDED PUMPING, CR-3 & MIRO-3 ACTIVE, B-AQUIFER DRAWN BY: VL | DATE: SEPTEMBER 2015 | JOB NO. 2013.0090	Geo-Logic ASSOCIATES

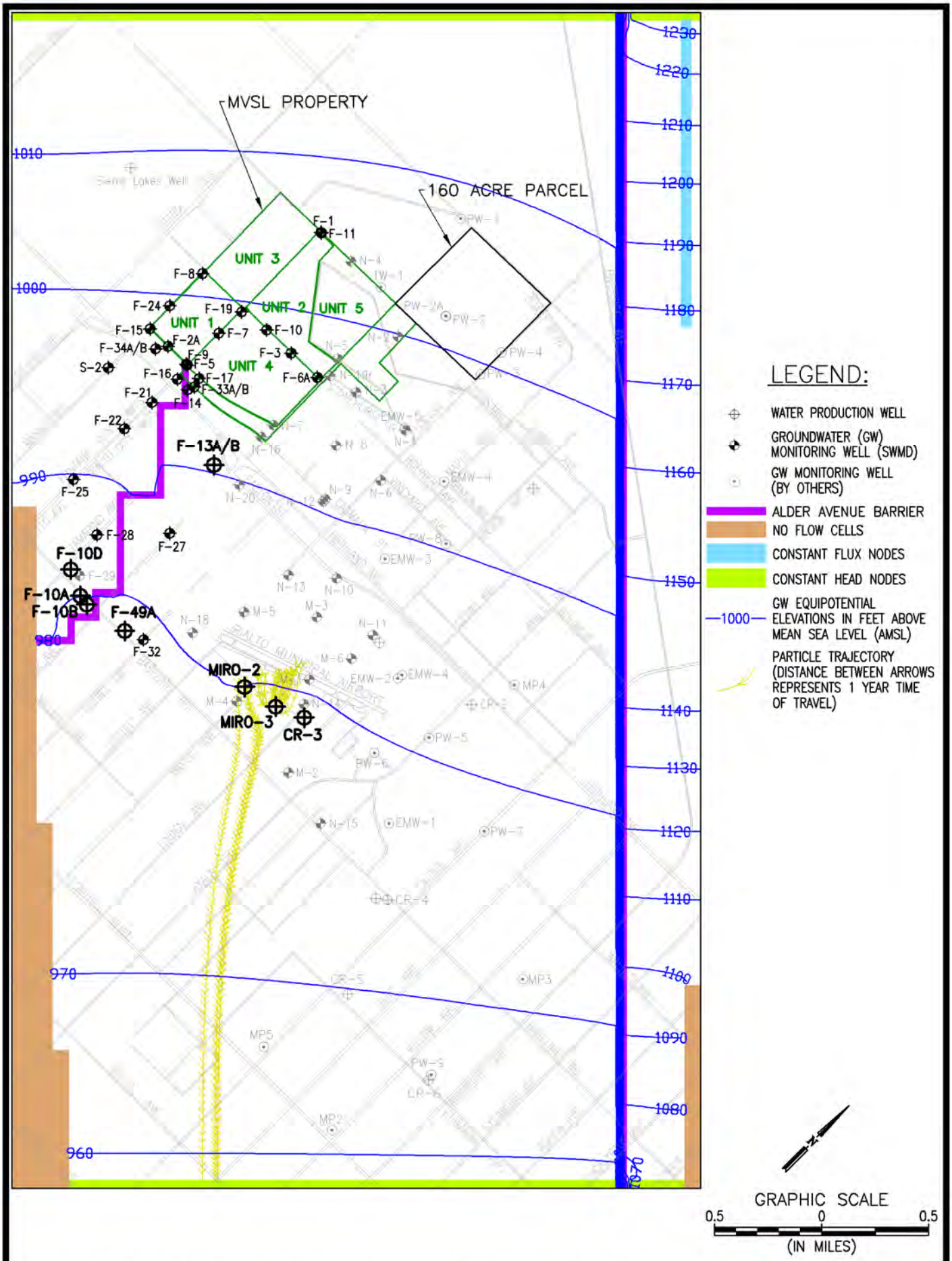

CONTAINMENT EVALUATION OF UNIT 4 VOC PLUME
MID-VALLEY SANITARY LANDFILL
SAN BERNARDINO COUNTY, CA

FIGURE 3H – SCENARIO #3
2013 RECOMMENDED PUMPING, CR-3 & MIRO-3 ACTIVE, C-AQUIFER

DRAWN BY: VL	DATE: SEPTEMBER 2015	JOB NO. 2013.0090

Geo-Logic ASSOCIATES

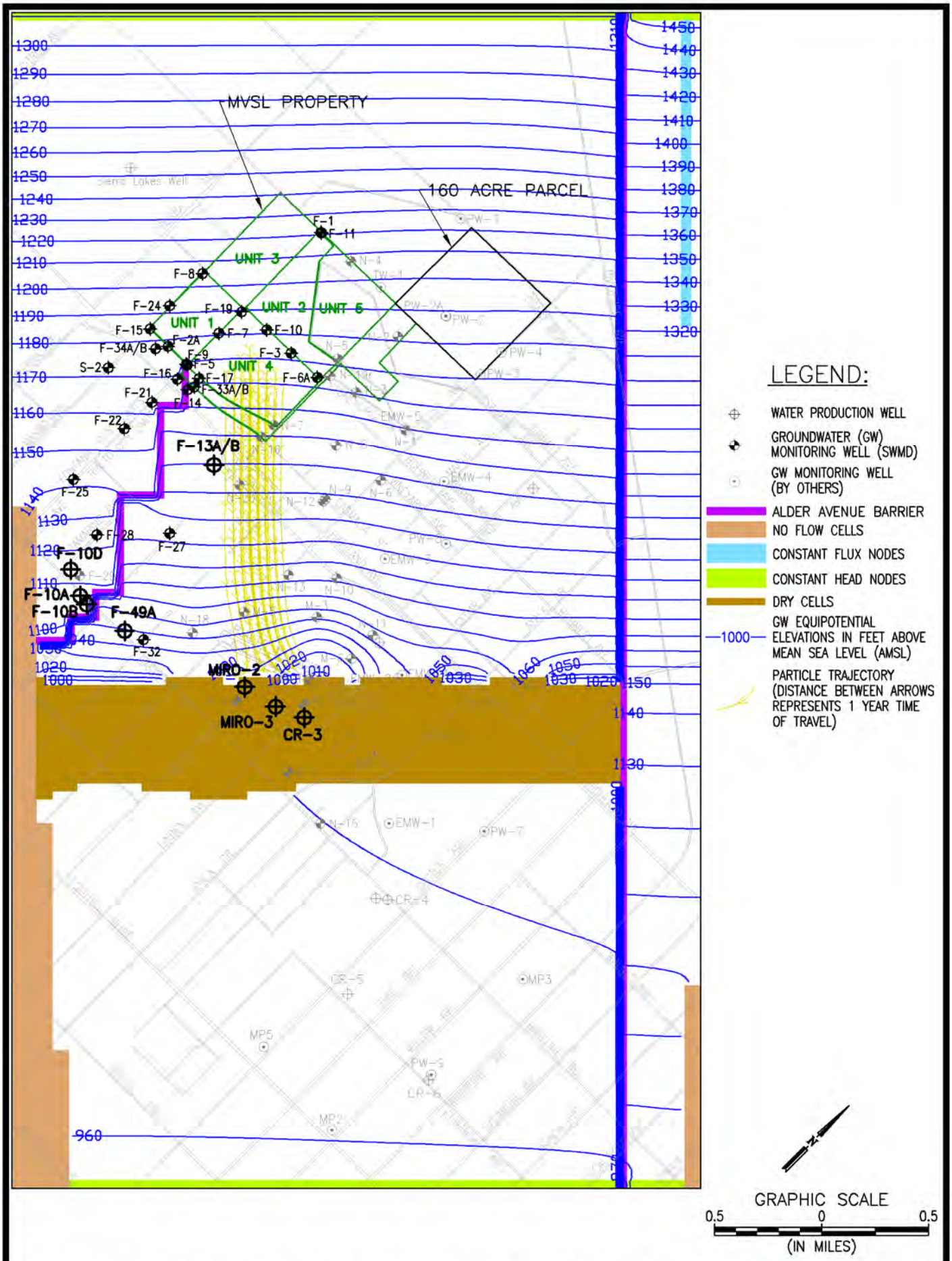

CONTAINMENT EVALUATION OF UNIT 4 VOC PLUME MID-VALLEY SANITARY LANDFILL SAN BERNARDINO COUNTY, CA	FIGURE 5A – SCENARIO #5 ALL FWC PUMPING IN NO MAN'S LAND, CR-3 ACTIVE, B-AQUIFER DRAWN BY: VL | DATE: SEPTEMBER 2015 | JOB NO. 2013.0090	Geo-Logic ASSOCIATES

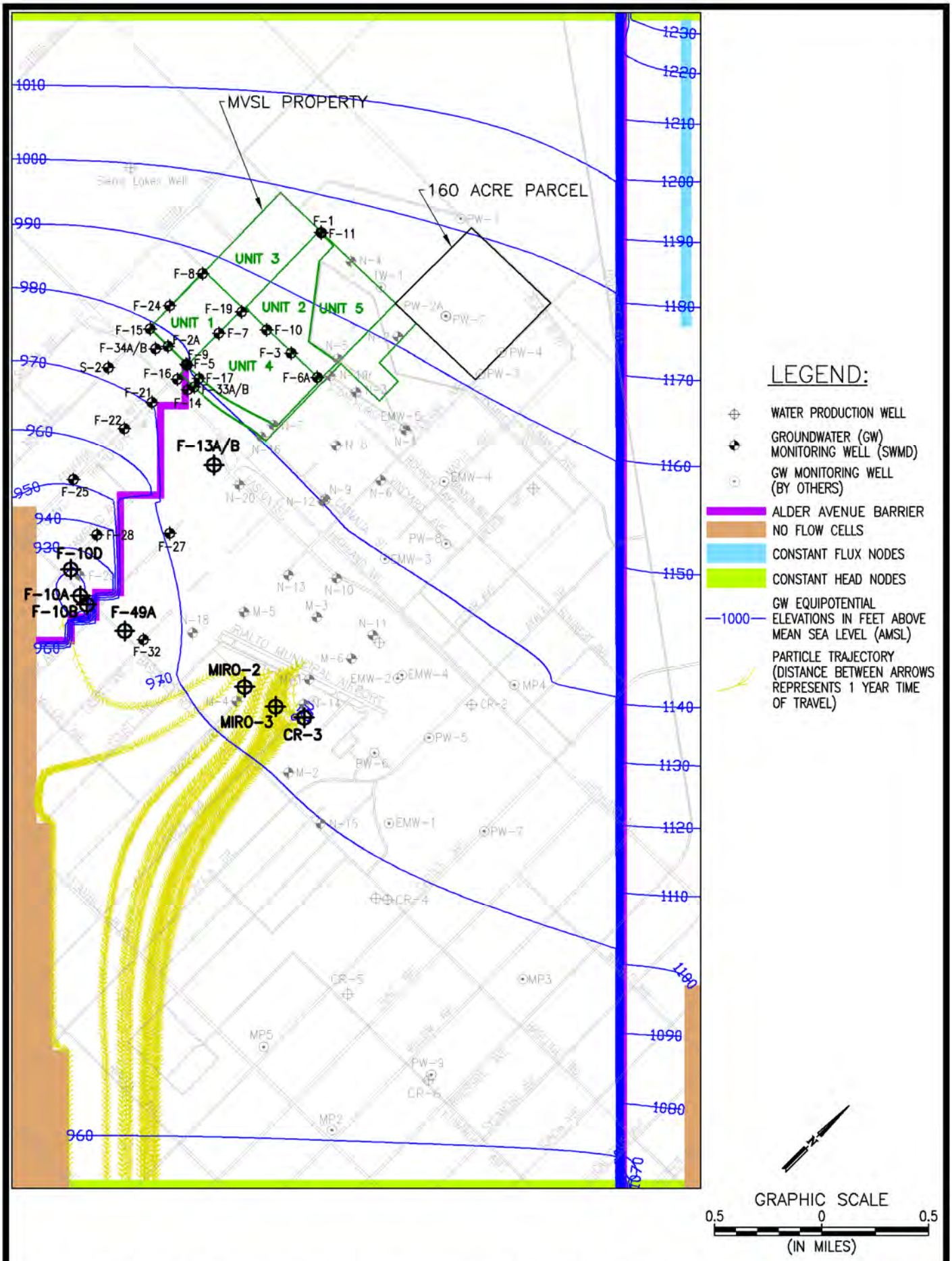

CONTAINMENT EVALUATION OF UNIT 4 VOC PLUME MID-VALLEY SANITARY LANDFILL SAN BERNARDINO COUNTY, CA	FIGURE 5B – SCENARIO #5 ALL FWC PUMPING IN NO MAN'S LAND, CR-3 ACTIVE, C-AQUIFER DRAWN BY: VL | DATE: SEPTEMBER 2015 | JOB NO. 2013.0090	Geo-Logic ASSOCIATES

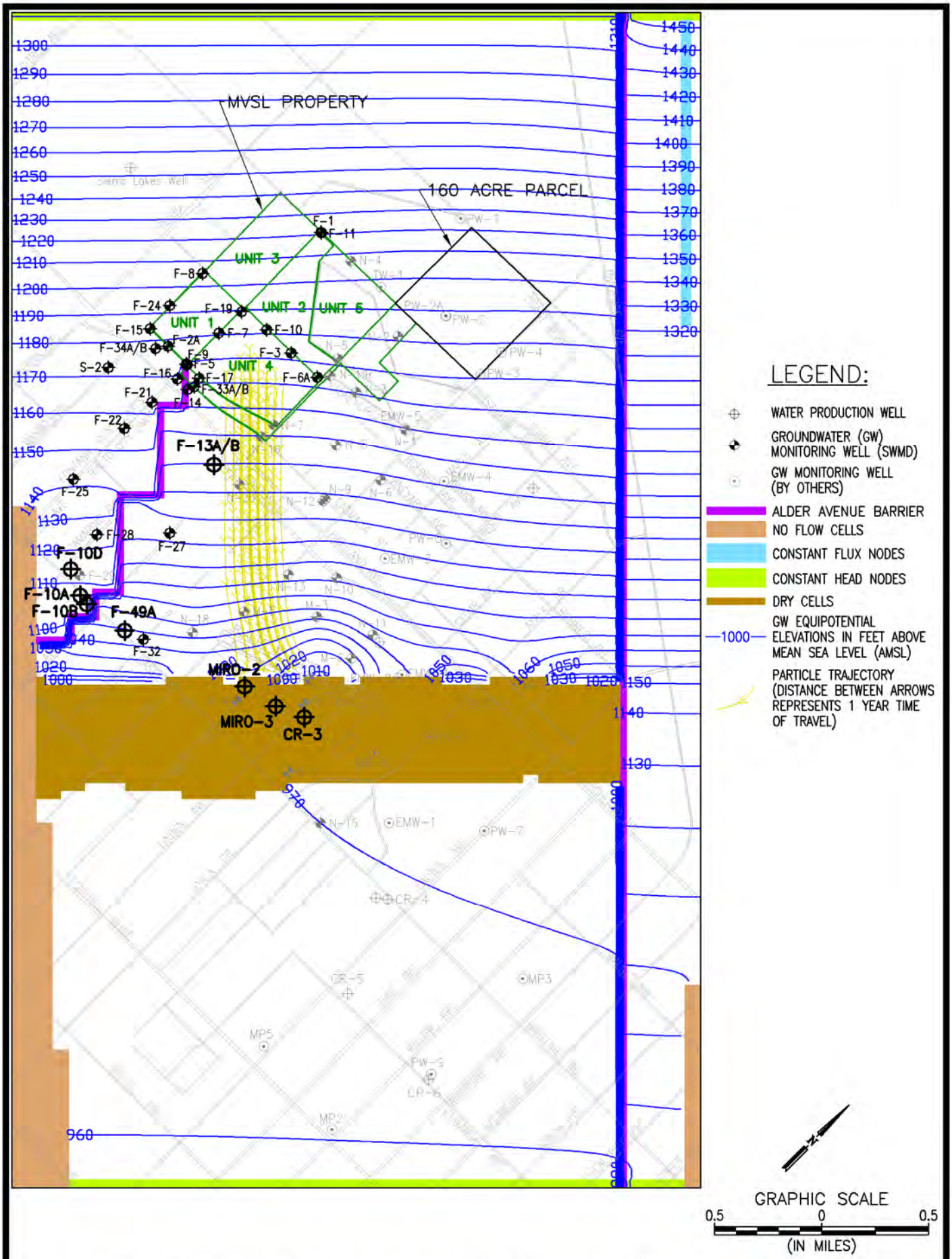

CONTAINMENT EVALUATION OF UNIT 4 VOC PLUME MID-VALLEY SANITARY LANDFILL SAN BERNARDINO COUNTY, CA	FIGURE 5C – SCENARIO #5 ALL FWC PUMPING IN NO MAN'S LAND, MIRO-3 ACTIVE, B-AQUIFER DRAWN BY: VL | DATE: SEPTEMBER 2015 | JOB NO. 2013.0090	Geo-Logic ASSOCIATES

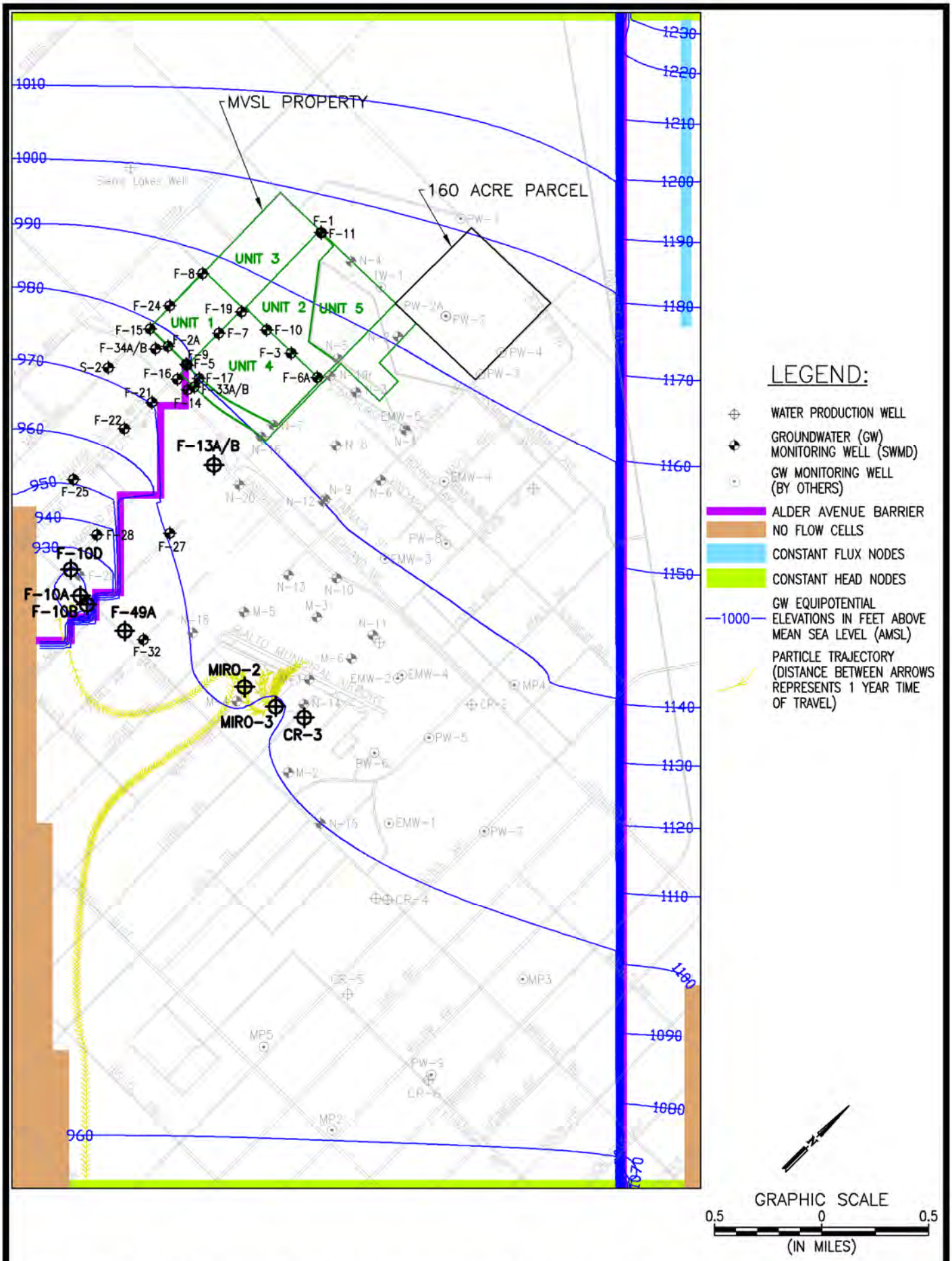

CONTAINMENT EVALUATION OF UNIT 4 VOC PLUME MID-VALLEY SANITARY LANDFILL SAN BERNARDINO COUNTY, CA	FIGURE 5D – SCENARIO #5 ALL FWC PUMPING IN NO MAN'S LAND, MIRO-3 ACTIVE, C-AQUIFER DRAWN BY: VL | DATE: SEPTEMBER 2015 | JOB NO. 2013.0090	Geo-Logic ASSOCIATES

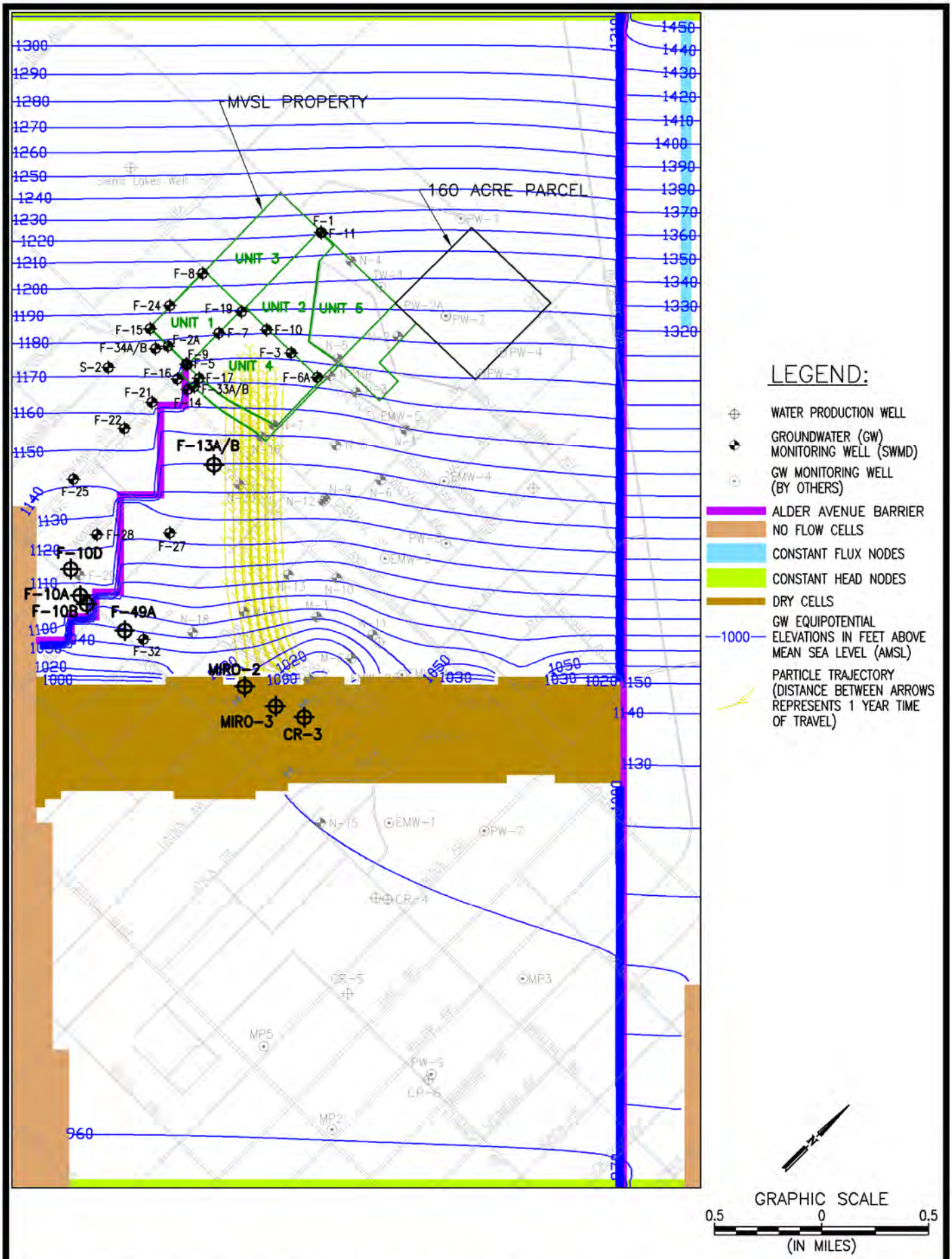

CONTAINMENT EVALUATION OF UNIT 4 VOC PLUME MID-VALLEY SANITARY LANDFILL SAN BERNARDINO COUNTY, CA	FIGURE 5E – SCENARIO #5 ALL FWC PUMPING IN NO MAN'S LAND, MIRO-2 ACTIVE, B-AQUIFER DRAWN BY: VL | DATE: SEPTEMBER 2015 | JOB NO. 2013.0090	Geo-Logic ASSOCIATES

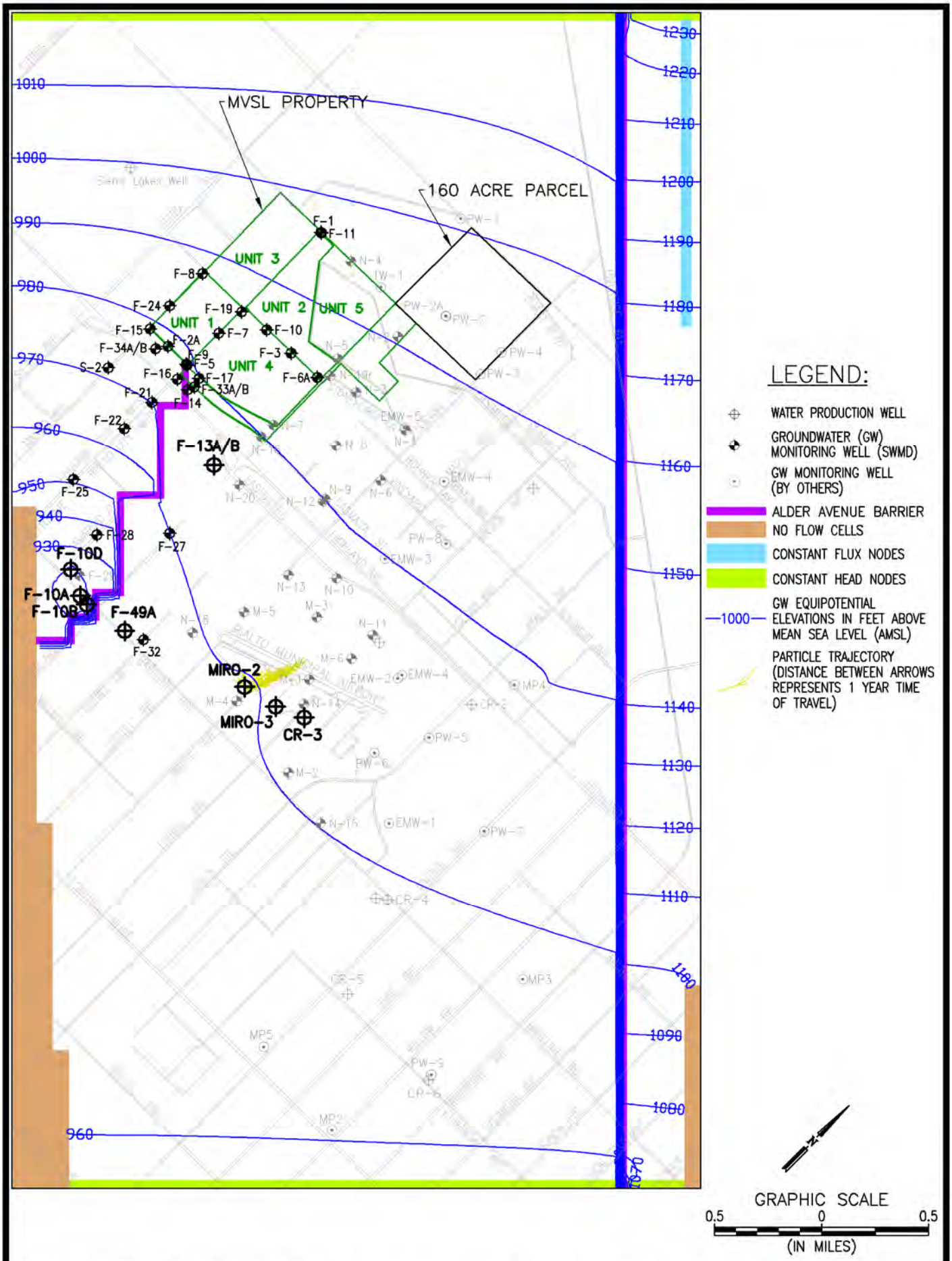

CONTAINMENT EVALUATION OF UNIT 4 VOC PLUME MID-VALLEY SANITARY LANDFILL SAN BERNARDINO COUNTY, CA	FIGURE 5F – SCENARIO #5 ALL FWC PUMPING IN NO MAN'S LAND, MIRO-2 ACTIVE, C-AQUIFER DRAWN BY: VL | DATE: SEPTEMBER 2015 | JOB NO. 2013.0090	Geo-Logic ASSOCIATES

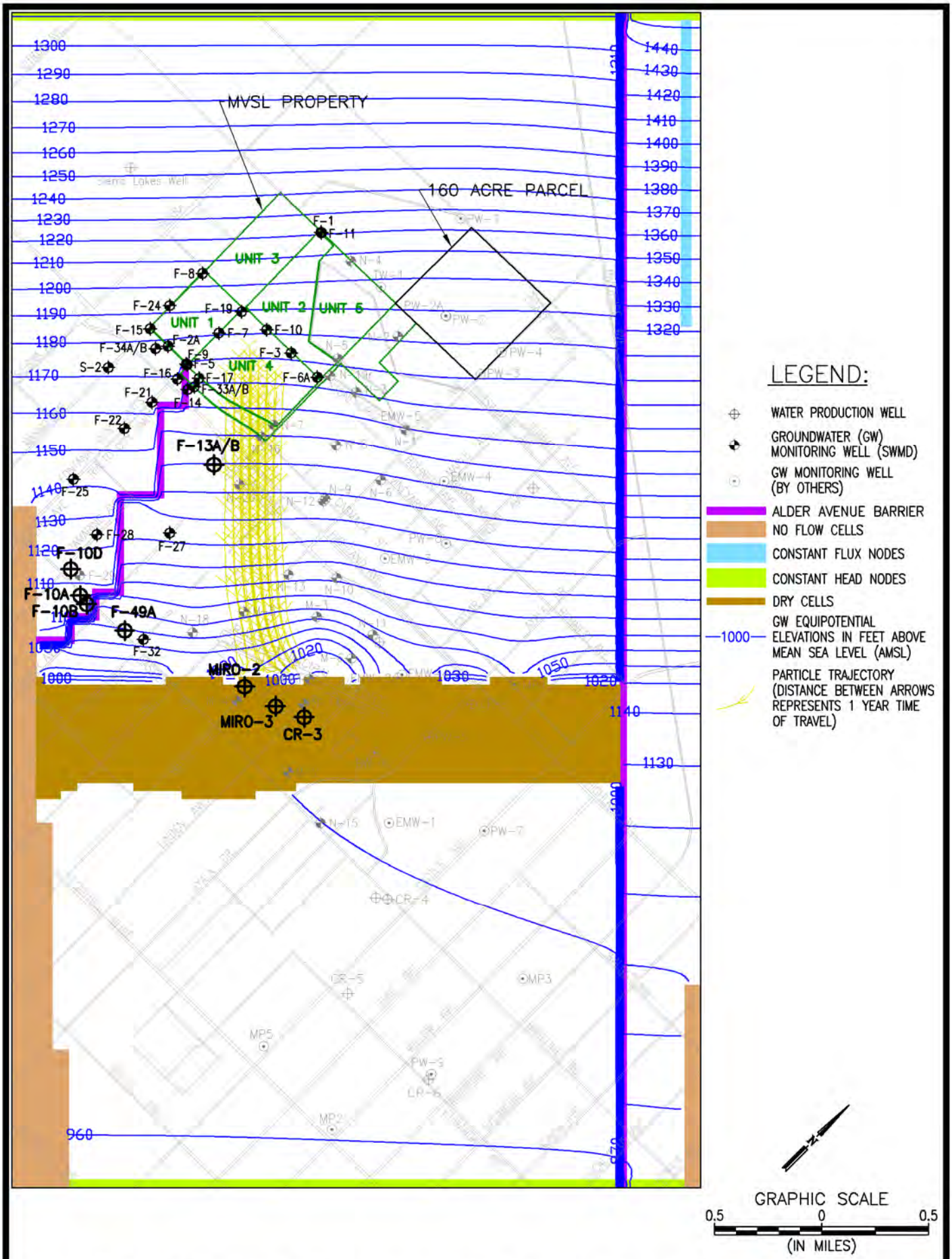

CONTAINMENT EVALUATION OF UNIT 4 VOC PLUME MID-VALLEY SANITARY LANDFILL SAN BERNARDINO COUNTY, CA	FIGURE 5G – SCENARIO #5 ALL FWC PUMPING IN NO MAN'S LAND, CR-3 & MIRO-3 ACTIVE, B-AQUIFER DRAWN BY: VL | DATE: SEPTEMBER 2015 | JOB NO. 2013.0090	Geo-Logic ASSOCIATES

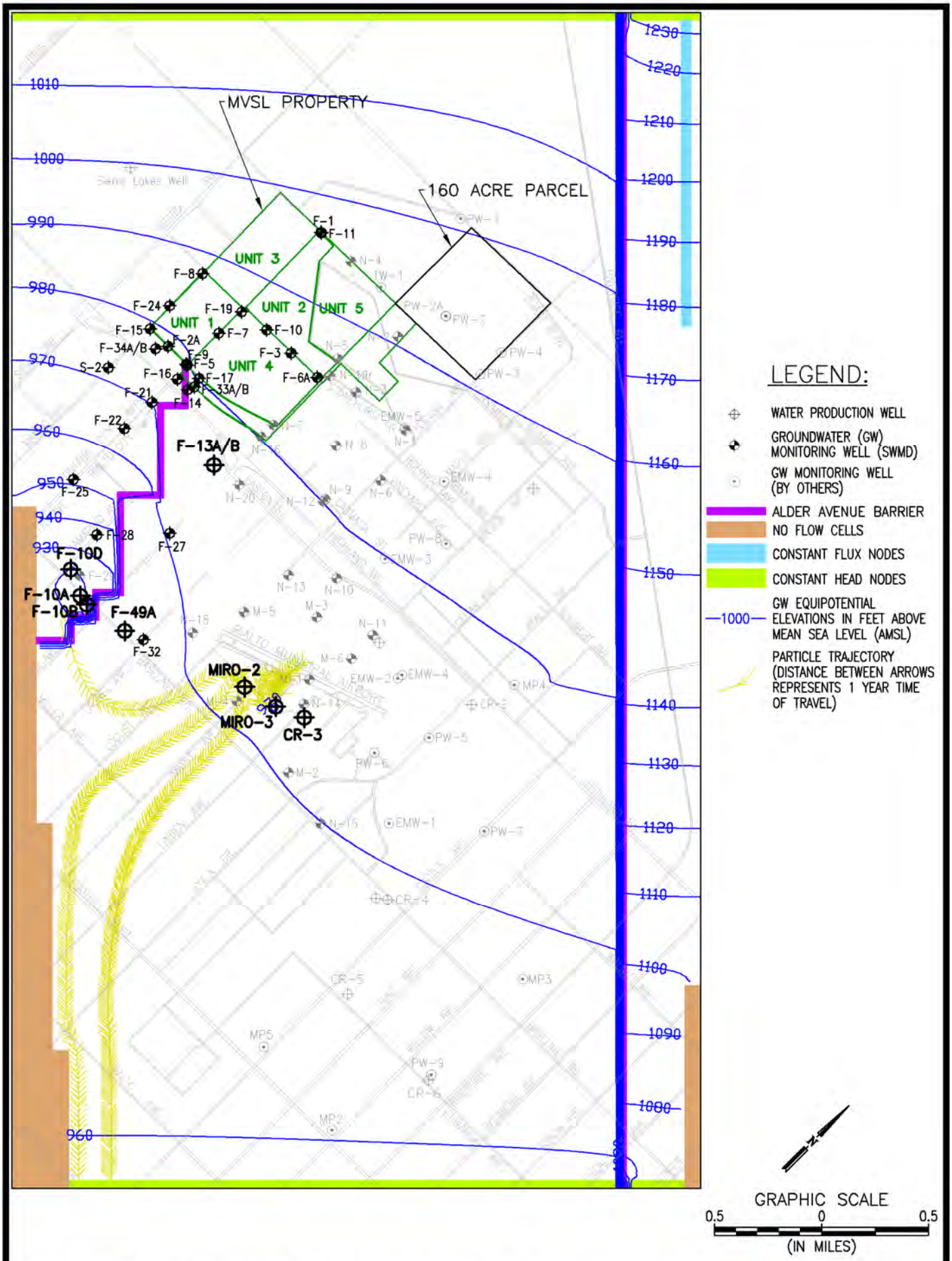

CONTAINMENT EVALUATION OF UNIT 4 VOC PLUME
MID-VALLEY SANITARY LANDFILL
SAN BERNARDINO COUNTY, CA

FIGURE 5H – SCENARIO #5
ALL FWC PUMPING IN NO MAN'S LAND, CR-3 & MIRO-3 ACTIVE, C-AQUIFER

DRAWN BY: VL	DATE: SEPTEMBER 2015	JOB NO. 2013.0090

Geo-Logic ASSOCIATES



CONTAINMENT EVALUATION OF UNIT 4 VOC PLUME MID-VALLEY SANITARY LANDFILL SAN BERNARDINO COUNTY, CA	FIGURE 6A – SCENARIO #6 SOME FWC PUMPING AT F-13A/B, CR-3 ACTIVE, B-AQUIFER DRAWN BY: VL | DATE: SEPTEMBER 2015 | JOB NO. 2013.0090	Geo-Logic ASSOCIATES

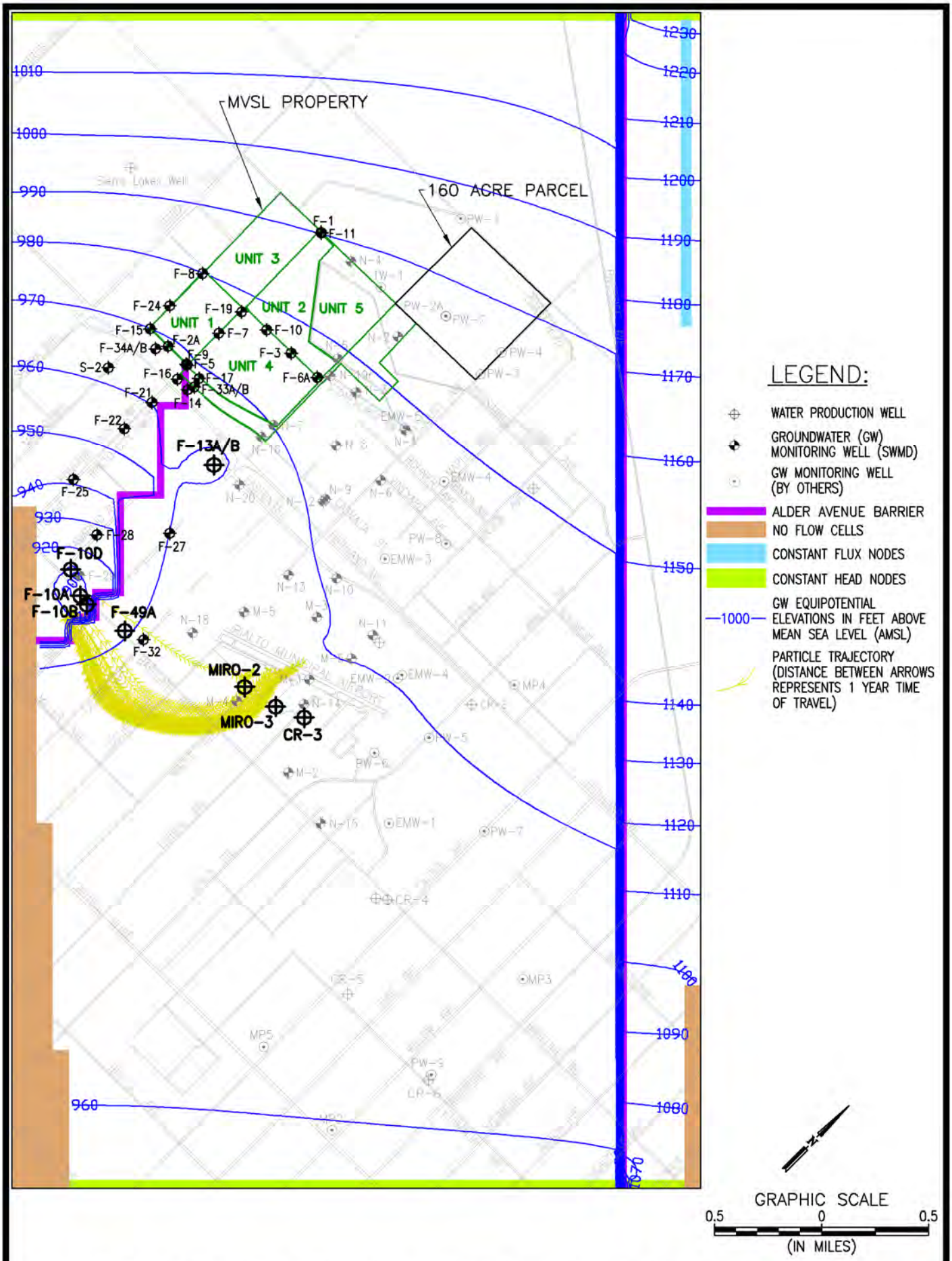

CONTAINMENT EVALUATION OF UNIT 4 VOC PLUME MID-VALLEY SANITARY LANDFILL SAN BERNARDINO COUNTY, CA	FIGURE 6B – SCENARIO #6 SOME FWC PUMPING AT F-13A/B, CR-3 ACTIVE, C-AQUIFER DRAWN BY: VL | DATE: SEPTEMBER 2015 | JOB NO. 2013.0090	Geo-Logic ASSOCIATES

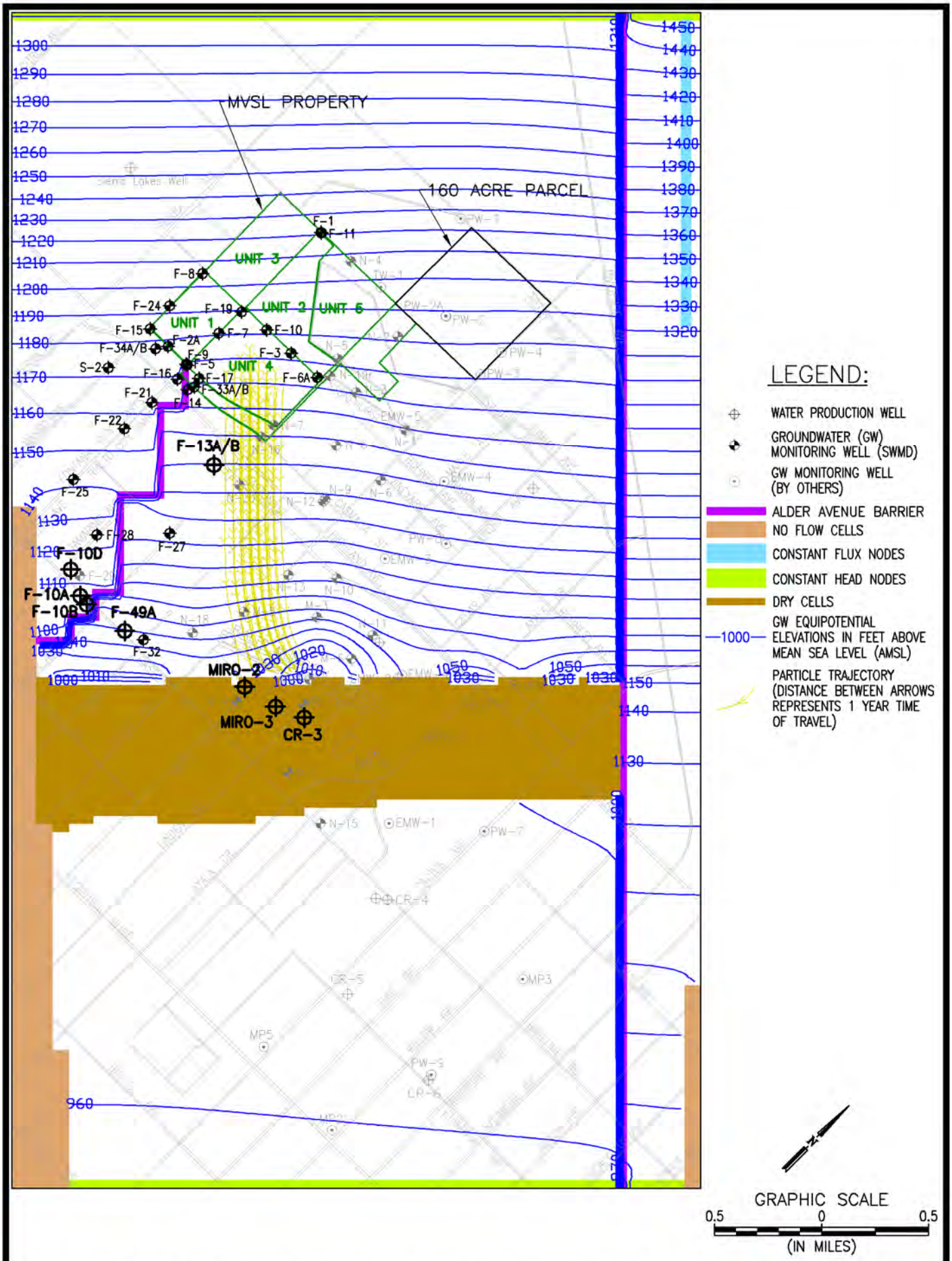

CONTAINMENT EVALUATION OF UNIT 4 VOC PLUME MID-VALLEY SANITARY LANDFILL SAN BERNARDINO COUNTY, CA	FIGURE 6C – SCENARIO #6 SOME FWC PUMPING AT F-13A/B, MIRO-3 ACTIVE, B-AQUIFER DRAWN BY: VL · DATE: SEPTEMBER 2015 · JOB NO. 2013.0090	Geo-Logic ASSOCIATES

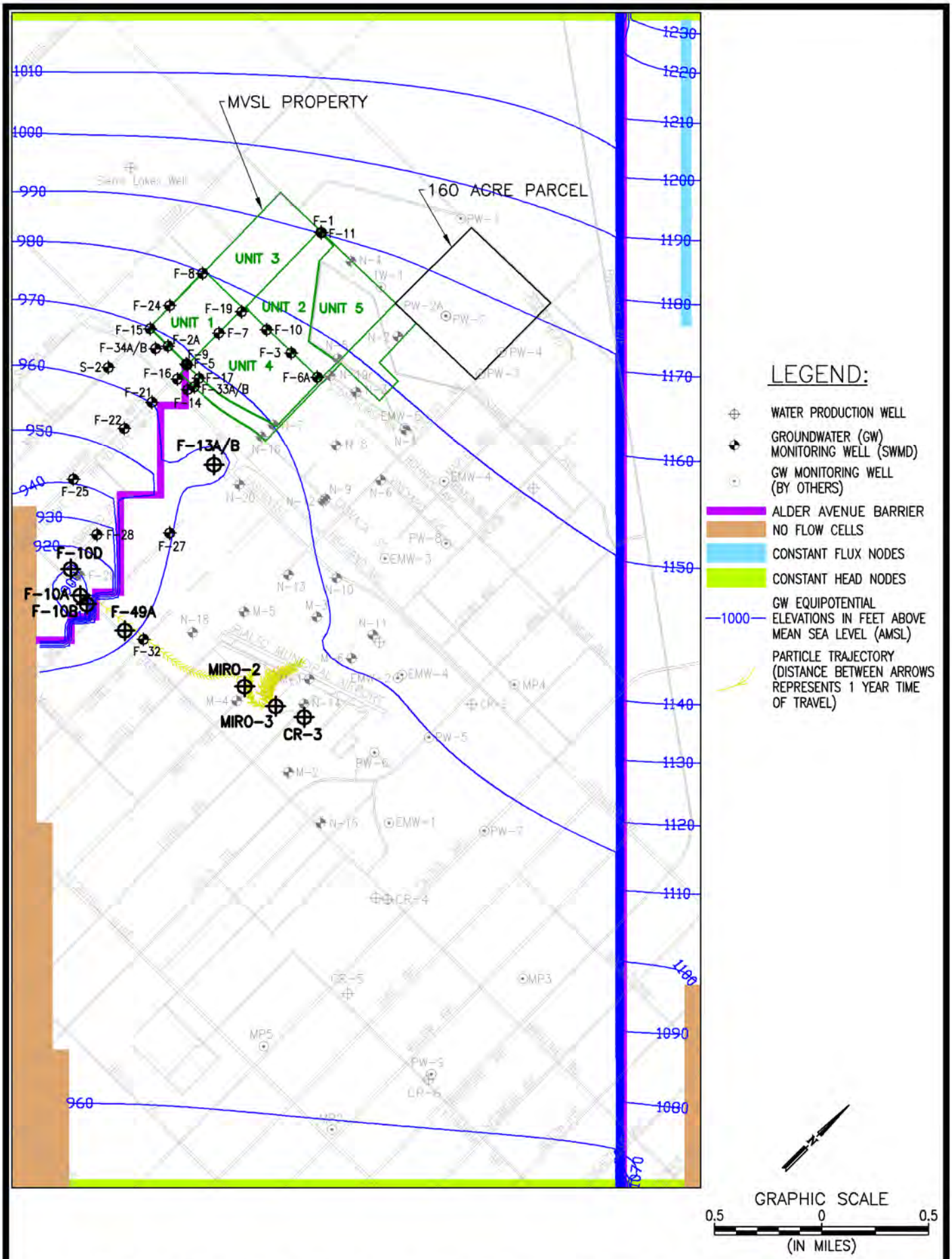

CONTAINMENT EVALUATION OF UNIT 4 VOC PLUME MID-VALLEY SANITARY LANDFILL SAN BERNARDINO COUNTY, CA	FIGURE 6D – SCENARIO #6 SOME FWC PUMPING AT F-13A/B, MIRO-3 ACTIVE, C-AQUIFER DRAWN BY: VL · DATE: SEPTEMBER 2015 · JOB NO. 2013.0090	Geo-Logic ASSOCIATES

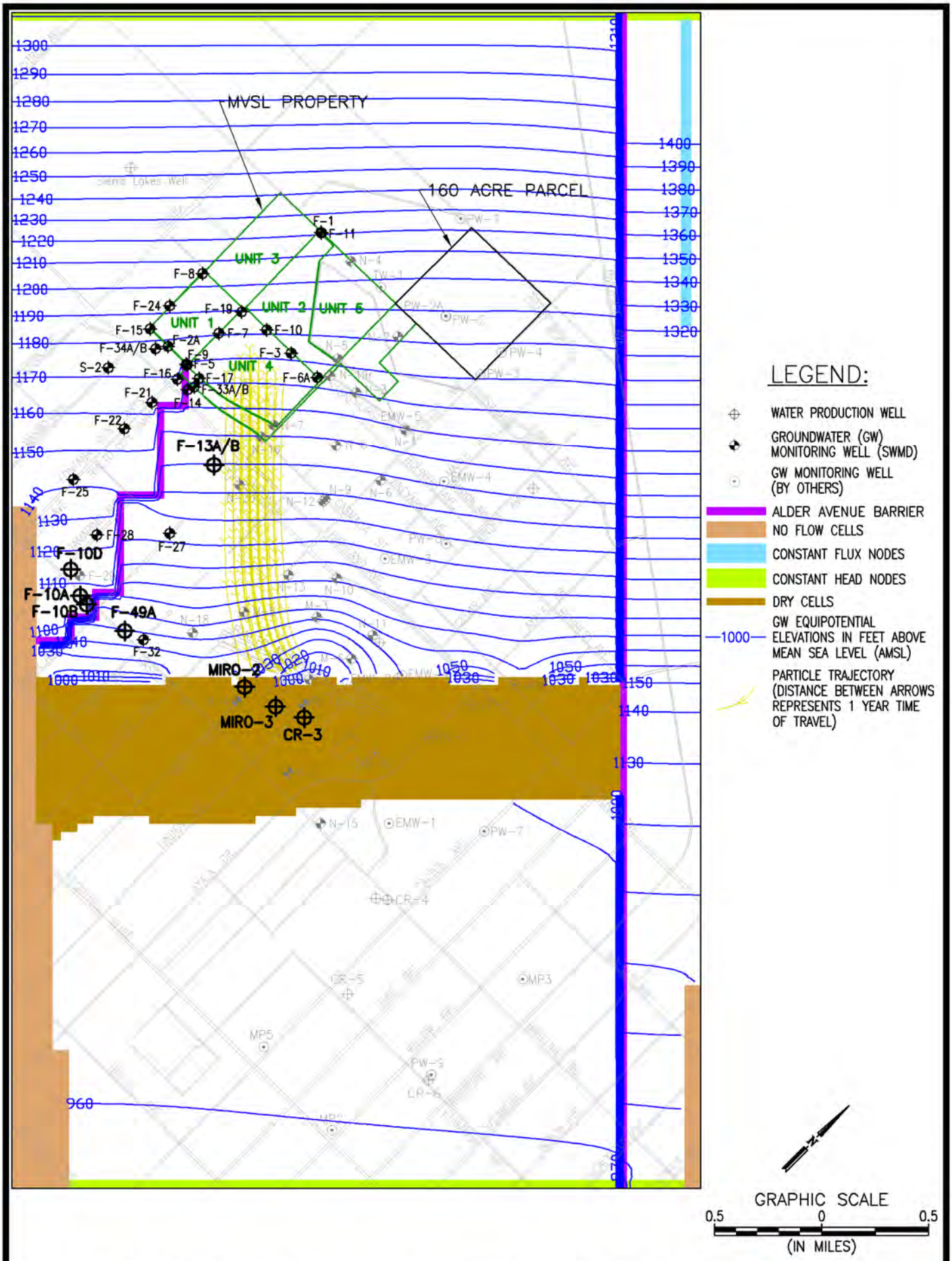

CONTAINMENT EVALUATION OF UNIT 4 VOC PLUME
MID-VALLEY SANITARY LANDFILL
SAN BERNARDINO COUNTY, CA

FIGURE 6E – SCENARIO #6
SOME FWC PUMPING AT F-13A/B, MIRO-2 ACTIVE, B-AQUIFER

DRAWN BY: VL | DATE: SEPTEMBER 2015 | JOB NO. 2013.0090

Geo-Logic ASSOCIATES

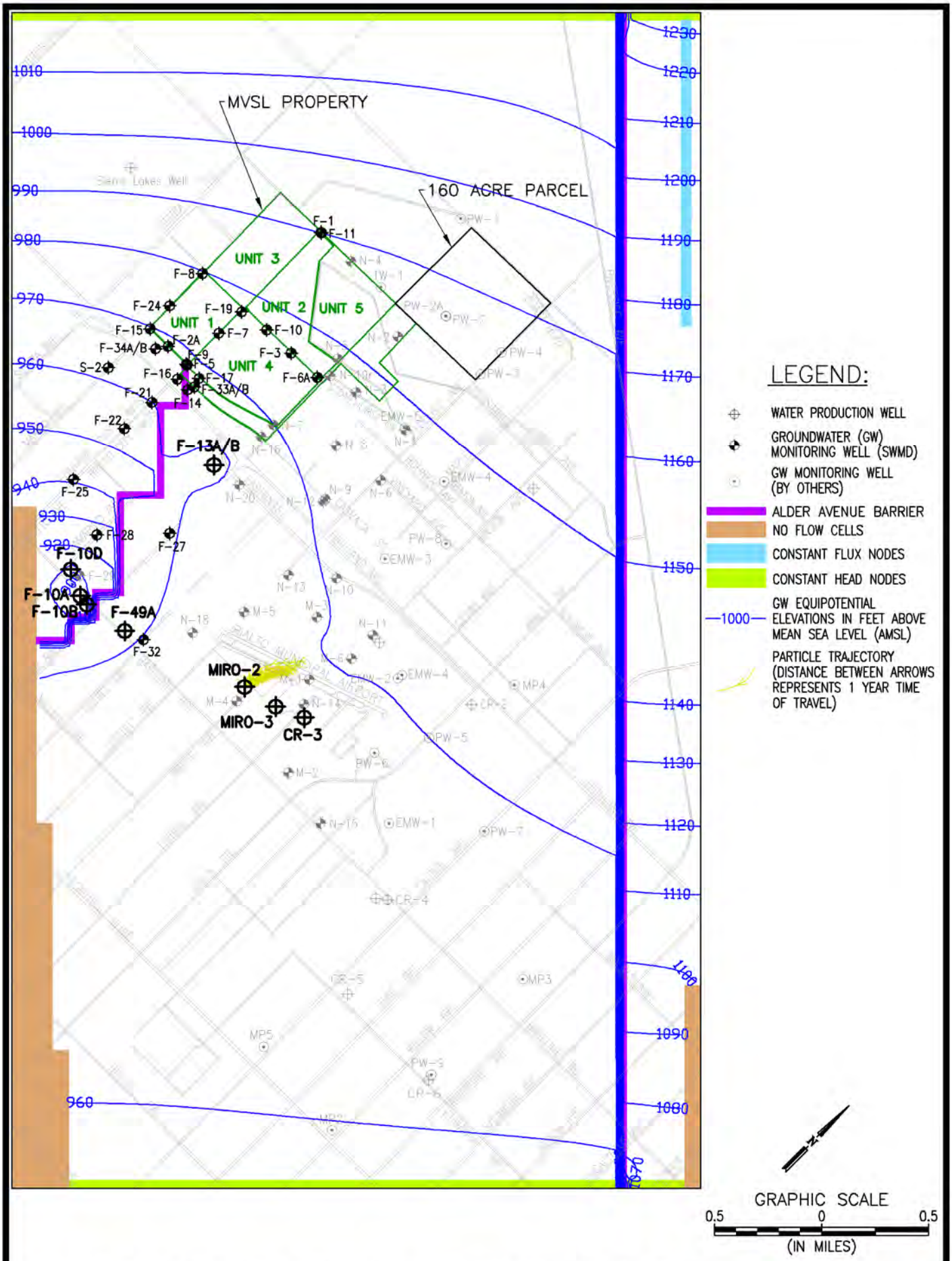

CONTAINMENT EVALUATION OF UNIT 4 VOC PLUME MID-VALLEY SANITARY LANDFILL SAN BERNARDINO COUNTY, CA	FIGURE 6F – SCENARIO #6 SOME FWC PUMPING AT F-13A/B, MIRO-2 ACTIVE, C-AQUIFER DRAWN BY: VL | DATE: SEPTEMBER 2015 | JOB NO. 2013.0090	Geo-Logic ASSOCIATES

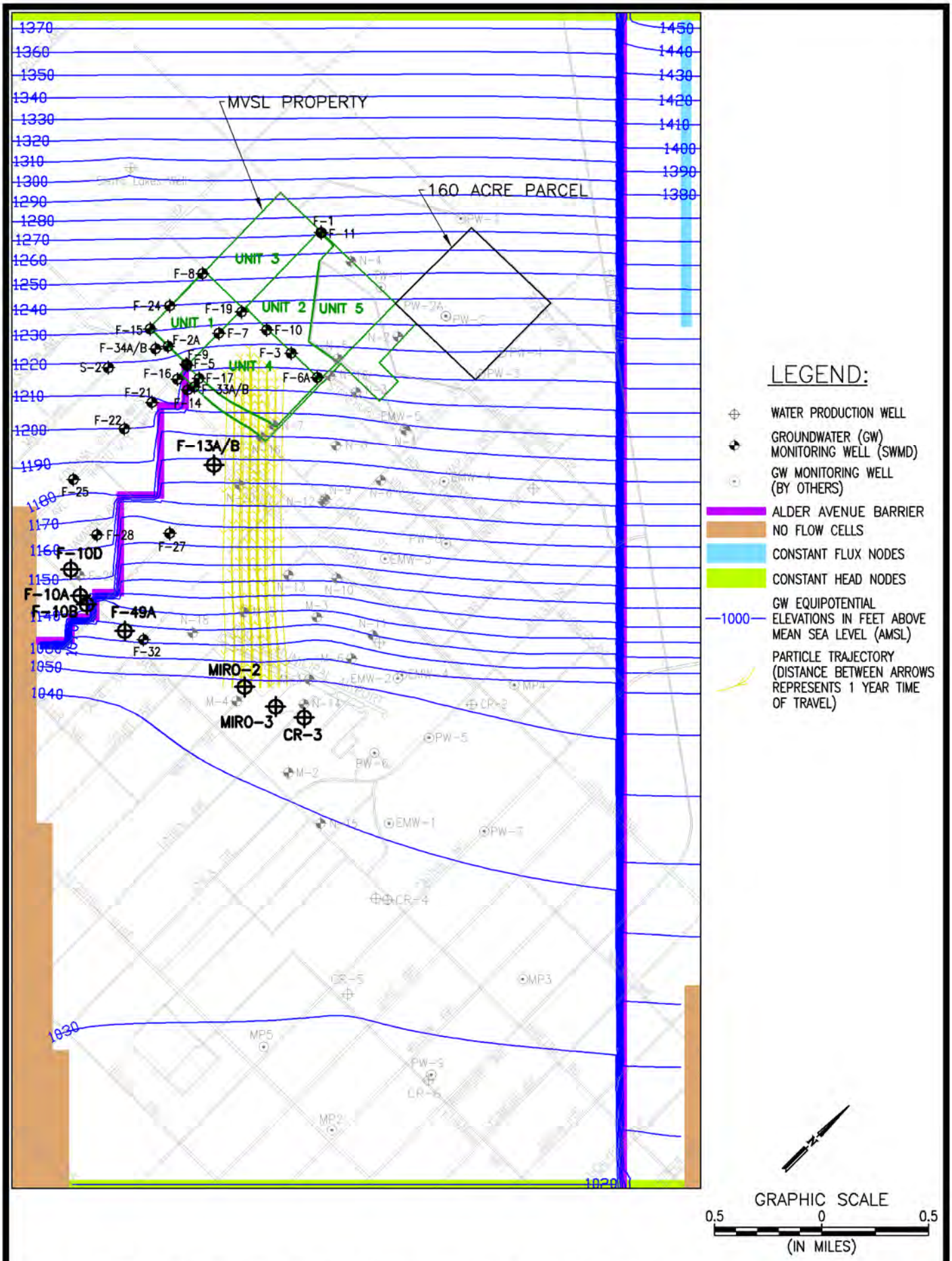

CONTAINMENT EVALUATION OF UNIT 4 VOC PLUME MID-VALLEY SANITARY LANDFILL SAN BERNARDINO COUNTY, CA	FIGURE 7A – SCENARIO #7 1998 HIGH GW, CR-3 ACTIVE, B-AQUIFER DRAWN BY: VL | DATE: SEPTEMBER 2015 | JOB NO. 2013.0090	Geo-Logic ASSOCIATES

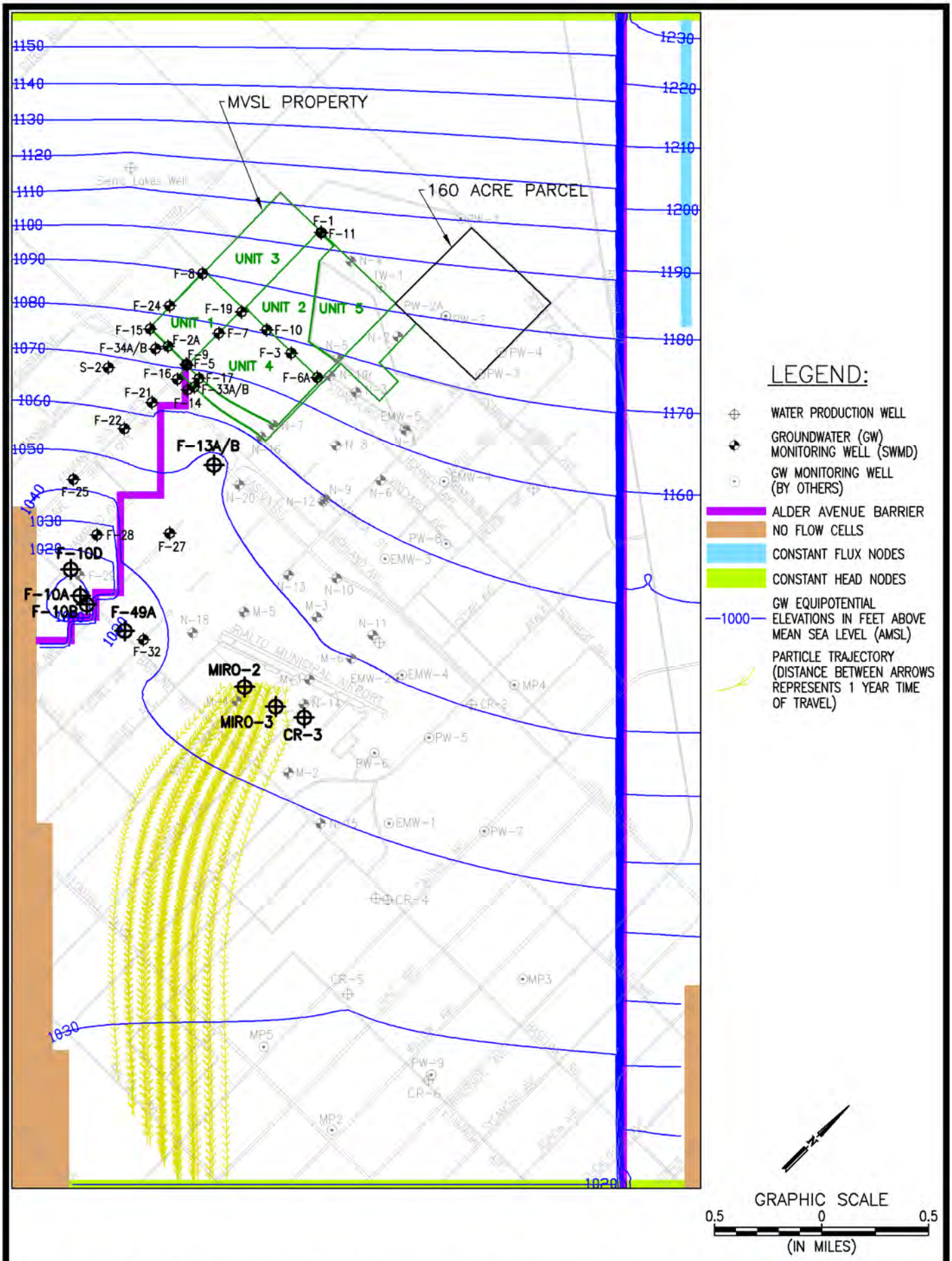

CONTAINMENT EVALUATION OF UNIT 4 VOC PLUME MID-VALLEY SANITARY LANDFILL SAN BERNARDINO COUNTY, CA	FIGURE 7B – SCENARIO #7 1998 HIGH GW, CR-3 ACTIVE, C-AQUIFER DRAWN BY: VL | DATE: SEPTEMBER 2015 | JOB NO. 2013.0090	Geo-Logic ASSOCIATES

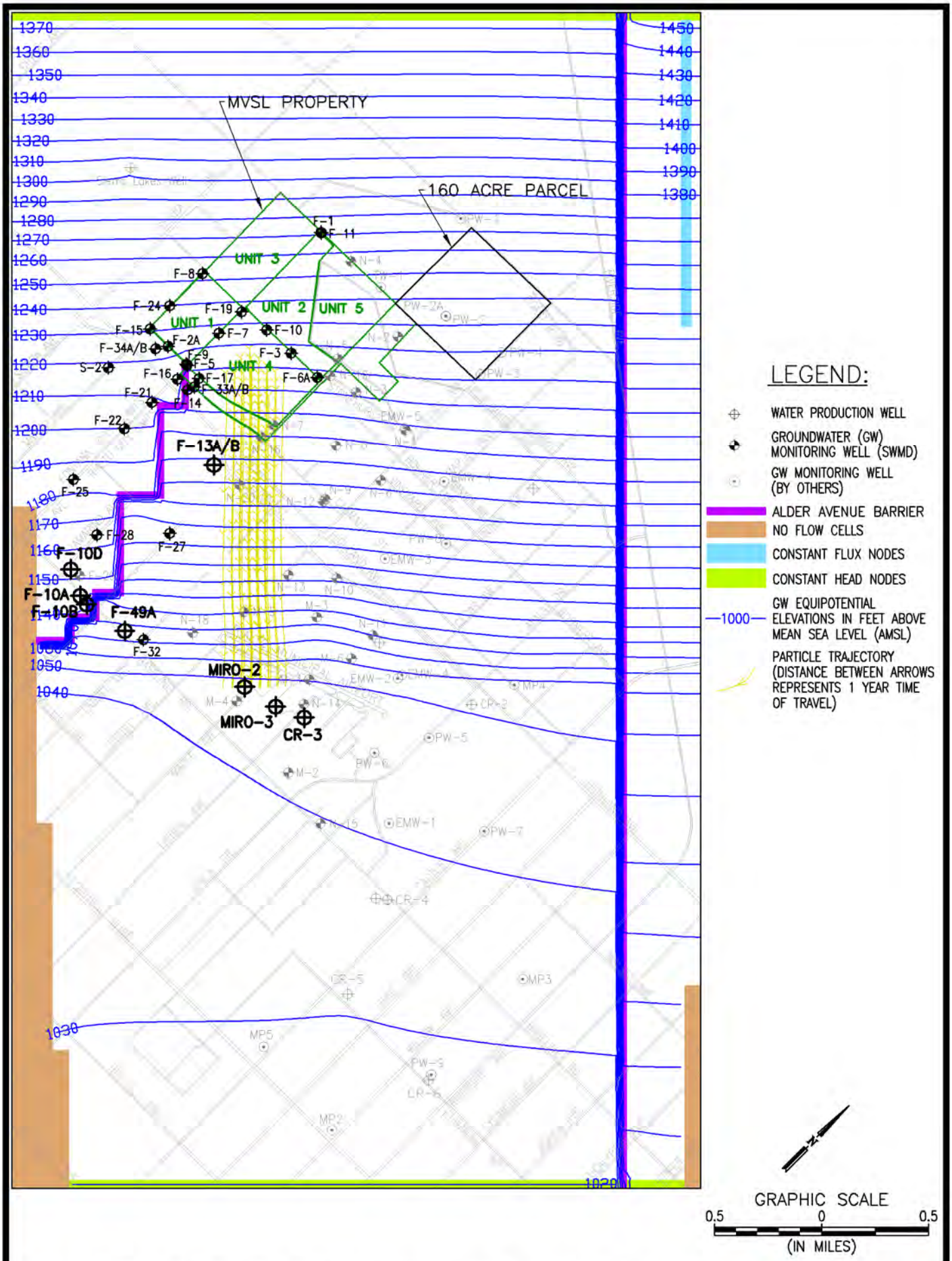

CONTAINMENT EVALUATION OF UNIT 4 VOC PLUME MID-VALLEY SANITARY LANDFILL SAN BERNARDINO COUNTY, CA	FIGURE 7C – SCENARIO #7 1998 HIGH GW, MIRO-3 ACTIVE, B-AQUIFER DRAWN BY: VL | DATE: SEPTEMBER 2015 | JOB NO. 2013.0090	Geo-Logic ASSOCIATES

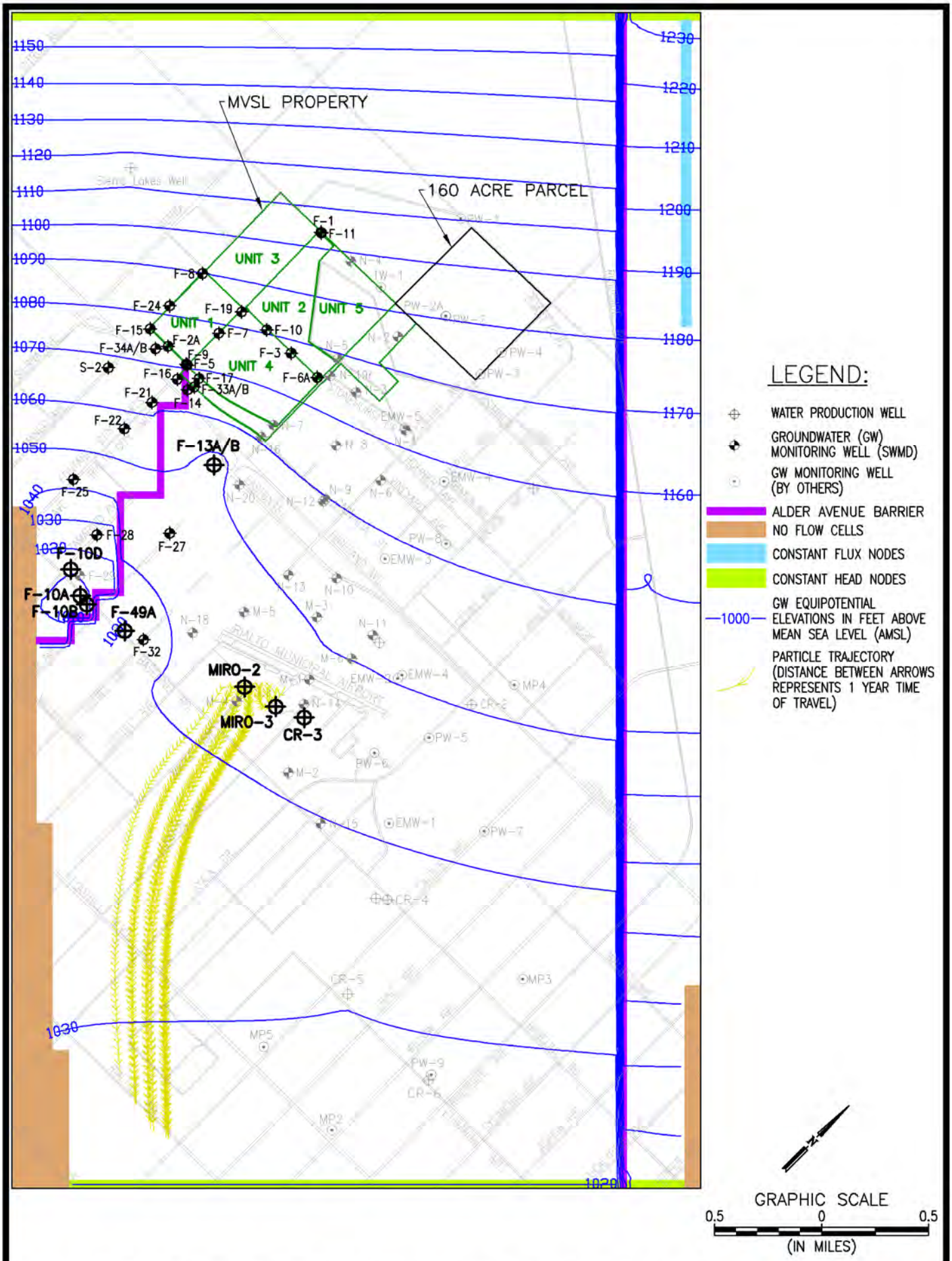

CONTAINMENT EVALUATION OF UNIT 4 VOC PLUME MID-VALLEY SANITARY LANDFILL SAN BERNARDINO COUNTY, CA	FIGURE 7D – SCENARIO #7 1998 HIGH GW, MIRO-3 ACTIVE, C-AQUIFER DRAWN BY: VL | DATE: SEPTEMBER 2015 | JOB NO. 2013.0090	Geo-Logic ASSOCIATES

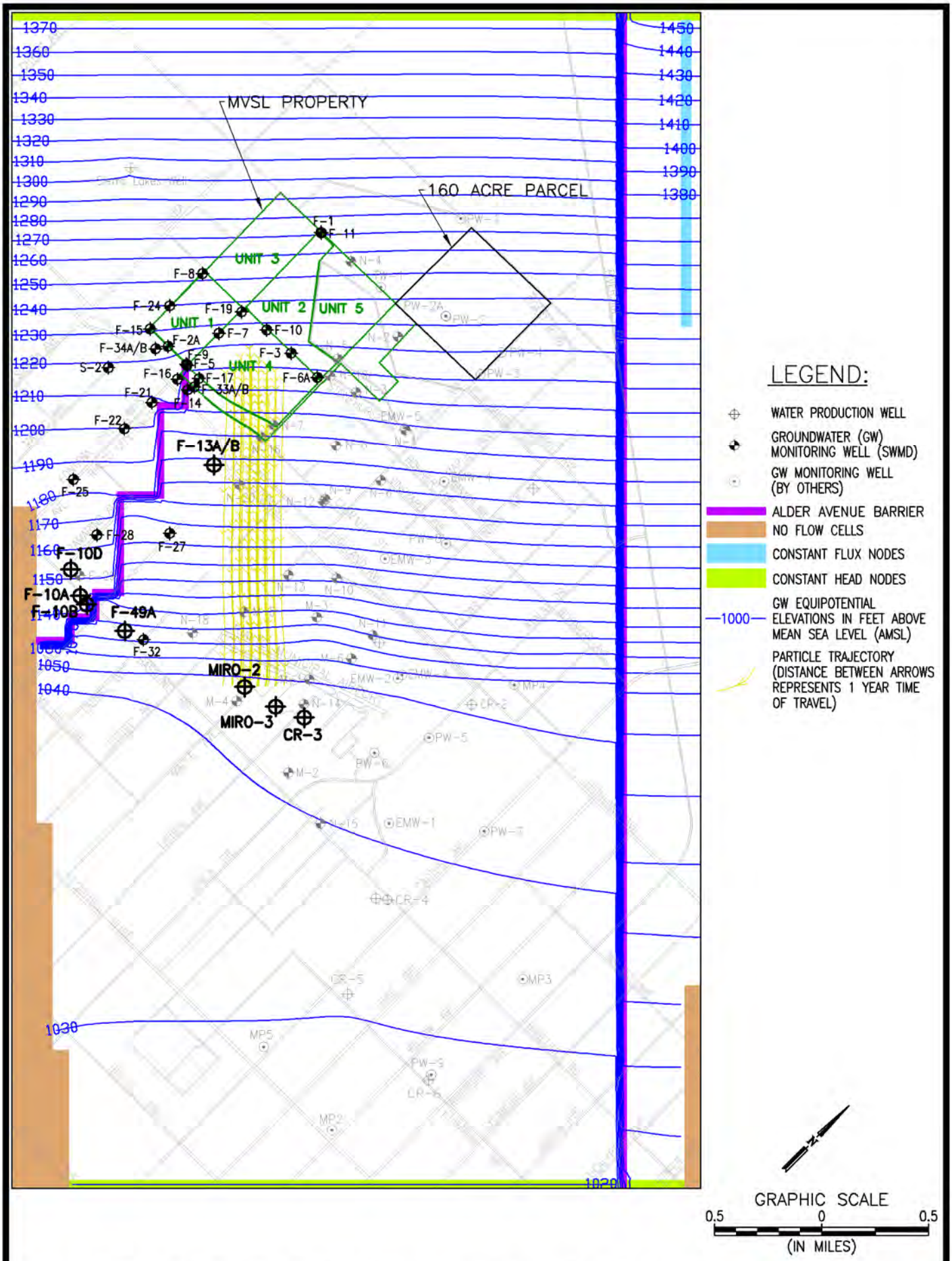

CONTAINMENT EVALUATION OF UNIT 4 VOC PLUME MID-VALLEY SANITARY LANDFILL SAN BERNARDINO COUNTY, CA	FIGURE 7E – SCENARIO #7 1998 HIGH GW, MIRO-2 ACTIVE, B-AQUIFER DRAWN BY: VL | DATE: SEPTEMBER 2015 | JOB NO. 2013.0090	Geo-Logic ASSOCIATES

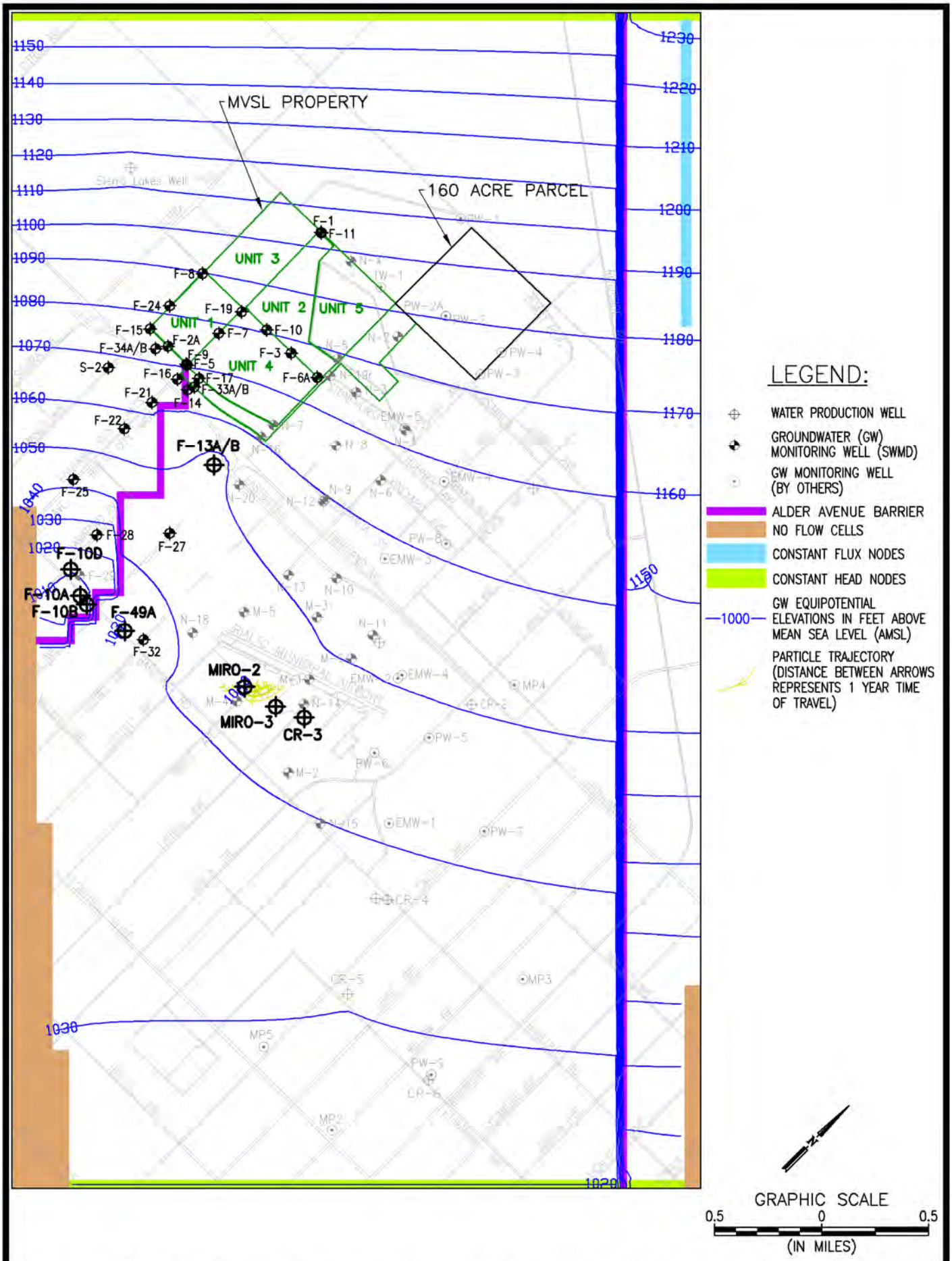

CONTAINMENT EVALUATION OF UNIT 4 VOC PLUME MID-VALLEY SANITARY LANDFILL SAN BERNARDINO COUNTY, CA	FIGURE 7F – SCENARIO #7 1998 HIGH GW, MIRO-2 ACTIVE, C-AQUIFER DRAWN BY: VL | DATE: SEPTEMBER 2015 | JOB NO. 2013.0090	Geo-Logic ASSOCIATES

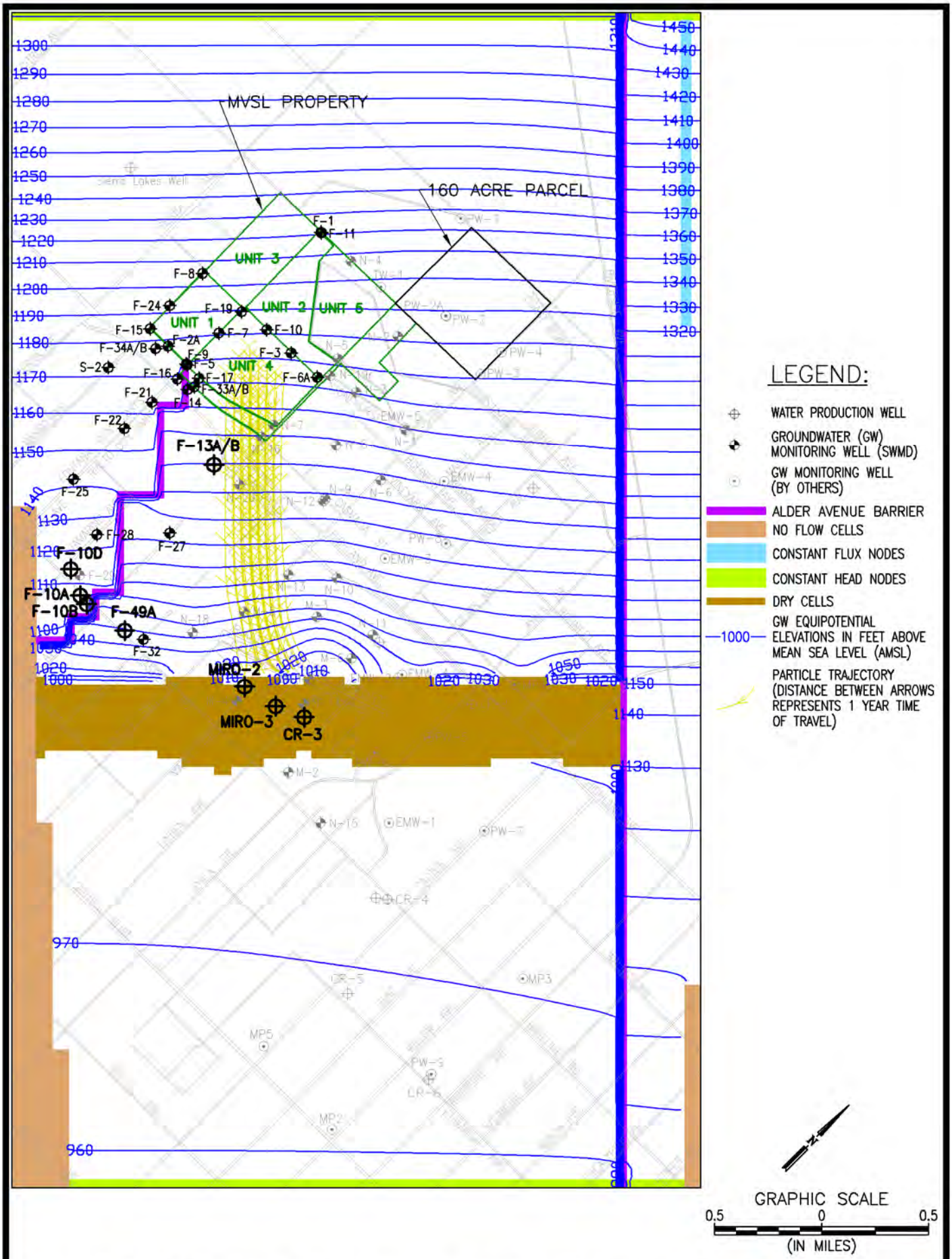

CONTAINMENT EVALUATION OF UNIT 4 VOC PLUME MID-VALLEY SANITARY LANDFILL SAN BERNARDINO COUNTY, CA	FIGURE 8A – SCENARIO #8 MINIMIZED FWC PUMPING, CR-3 ACTIVE, B-AQUIFER DRAWN BY: VL · DATE: SEPTEMBER 2015 · JOB NO. 2013.0090	Geo-Logic ASSOCIATES

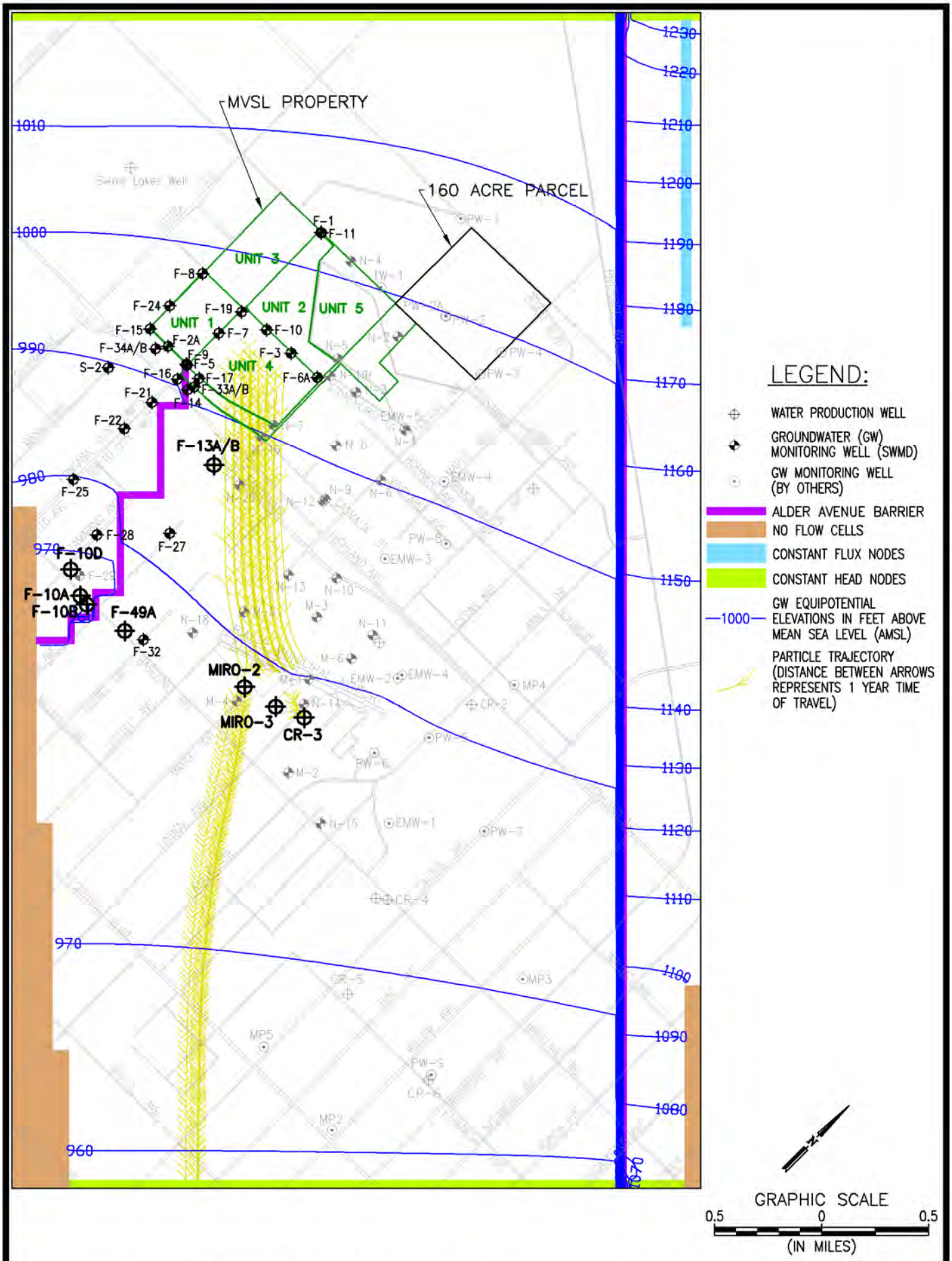

CONTAINMENT EVALUATION OF UNIT 4 VOC PLUME MID-VALLEY SANITARY LANDFILL SAN BERNARDINO COUNTY, CA	FIGURE 8B – SCENARIO #8 MINIMIZED FWC PUMPING, CR-3 ACTIVE, C-AQUIFER DRAWN BY: VL | DATE: SEPTEMBER 2015 | JOB NO. 2013.0090	Geo-Logic ASSOCIATES

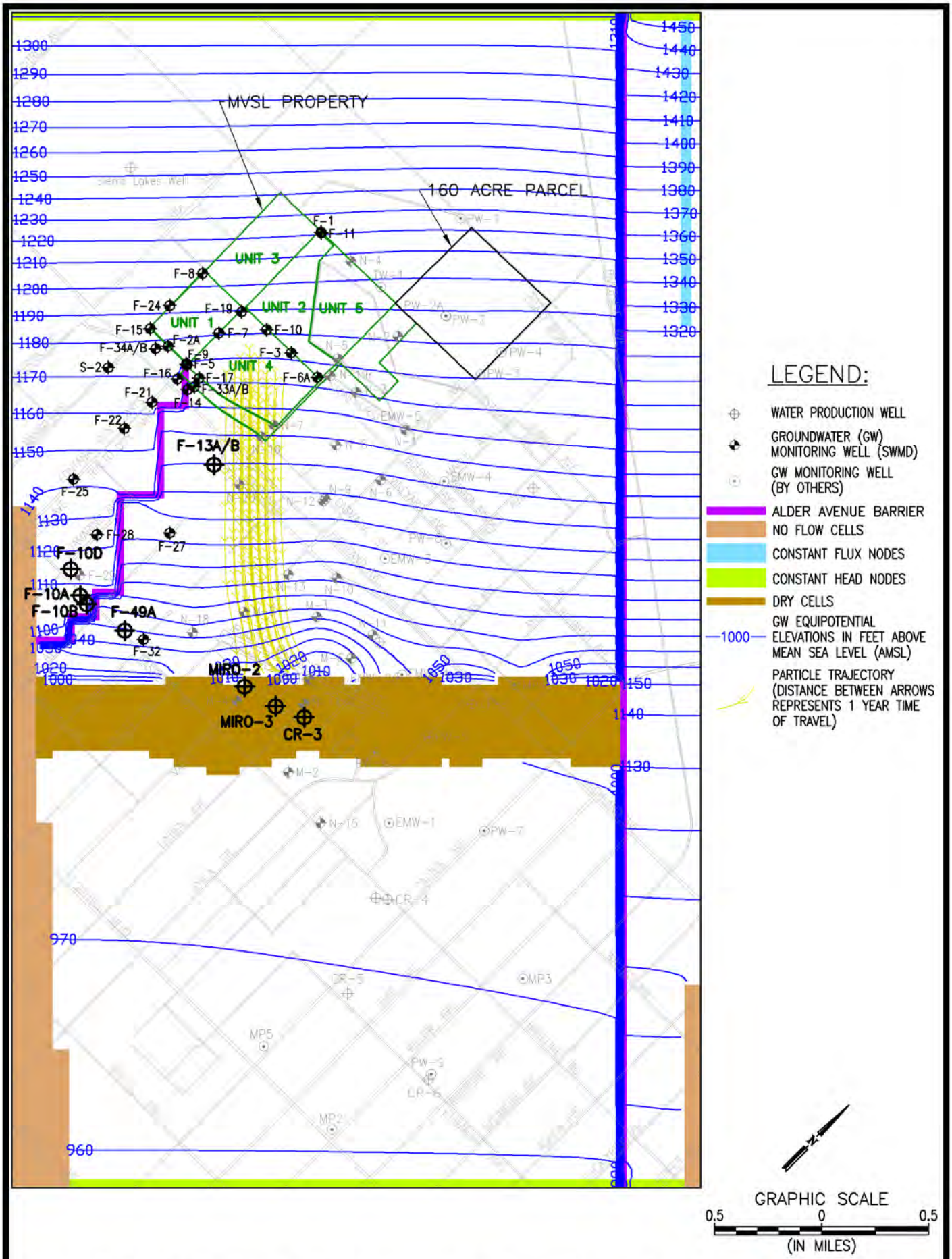

CONTAINMENT EVALUATION OF UNIT 4 VOC PLUME MID-VALLEY SANITARY LANDFILL SAN BERNARDINO COUNTY, CA	FIGURE 8C – SCENARIO #8 MINIMIZED FWC PUMPING, MIRO-3 ACTIVE, B-AQUIFER DRAWN BY: VL | DATE: SEPTEMBER 2015 | JOB NO. 2013.0090	Geo-Logic ASSOCIATES

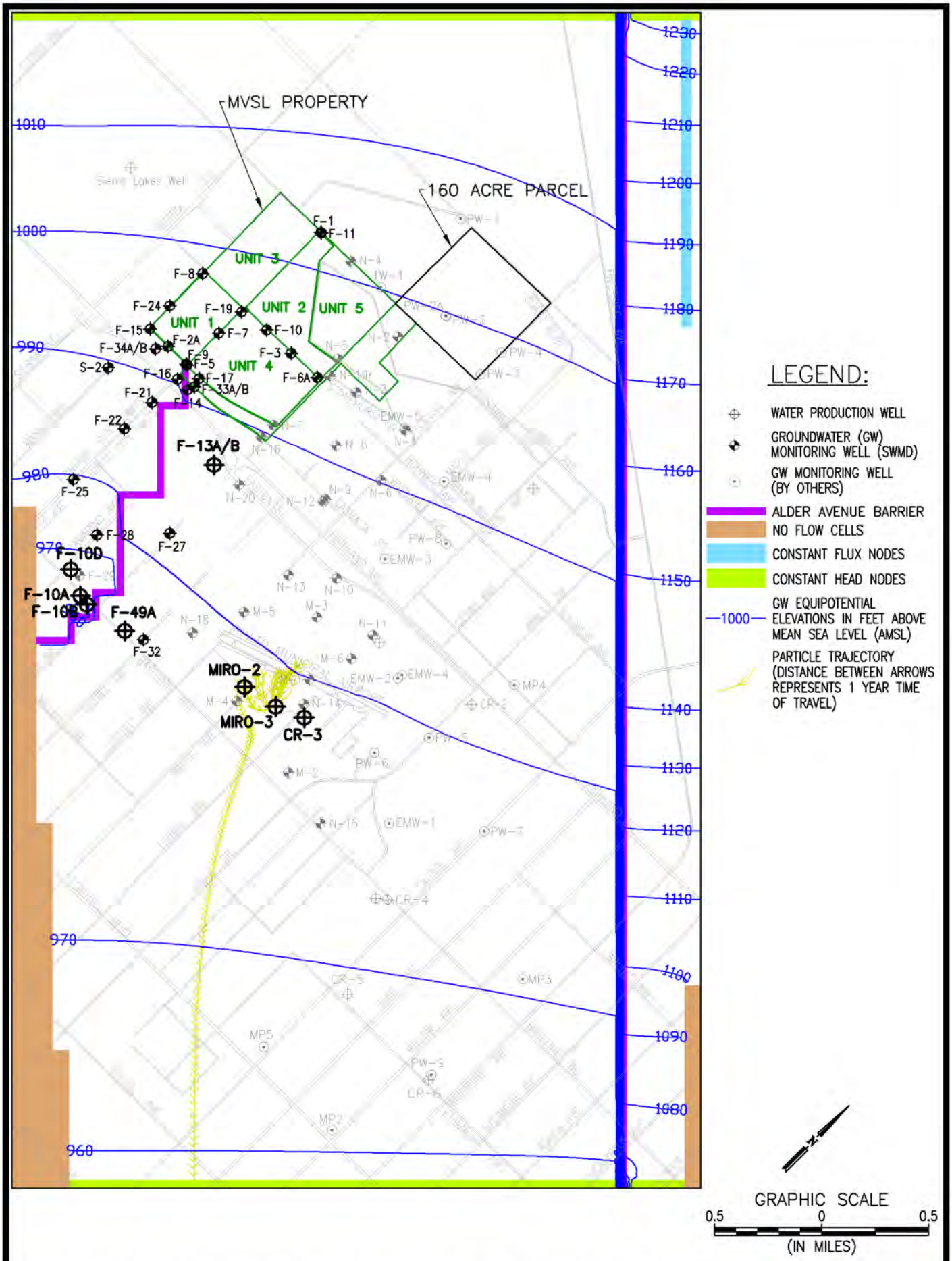

CONTAINMENT EVALUATION OF UNIT 4 VOC PLUME
MID-VALLEY SANITARY LANDFILL
SAN BERNARDINO COUNTY, CA

FIGURE 8D – SCENARIO #8
MINIMIZED FWC PUMPING, MIRO-3 ACTIVE, C-AQUIFER

DRAWN BY: VL	DATE: SEPTEMBER 2015	JOB NO. 2013.0090

Geo-Logic ASSOCIATES

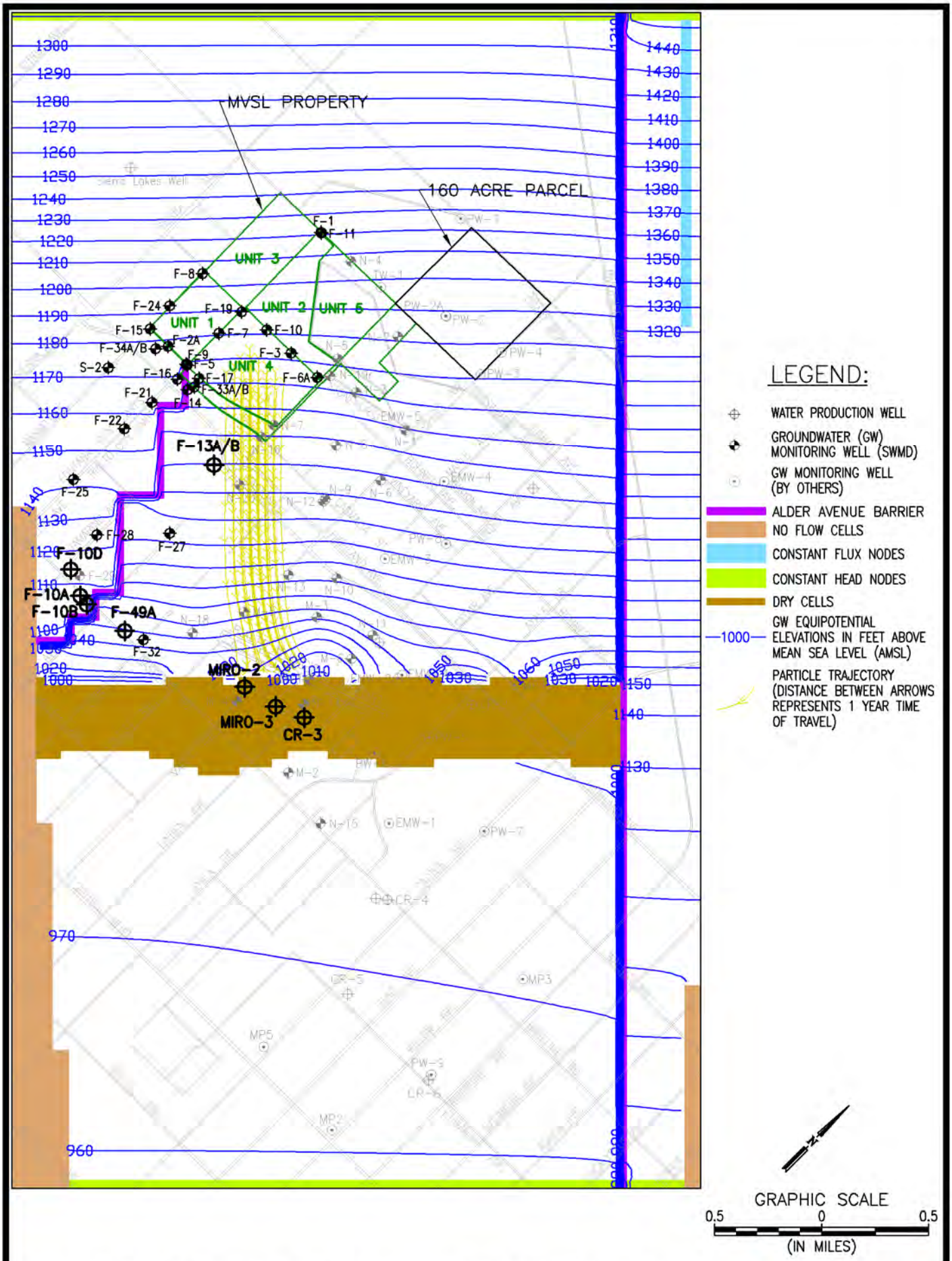

CONTAINMENT EVALUATION OF UNIT 4 VOC PLUME MID-VALLEY SANITARY LANDFILL SAN BERNARDINO COUNTY, CA	FIGURE 8E – SCENARIO #8 MINIMIZED FWC PUMPING, MIRO-2 ACTIVE, B-AQUIFER DRAWN BY: VL | DATE: SEPTEMBER 2015 | JOB NO. 2013.0090	Geo-Logic ASSOCIATES

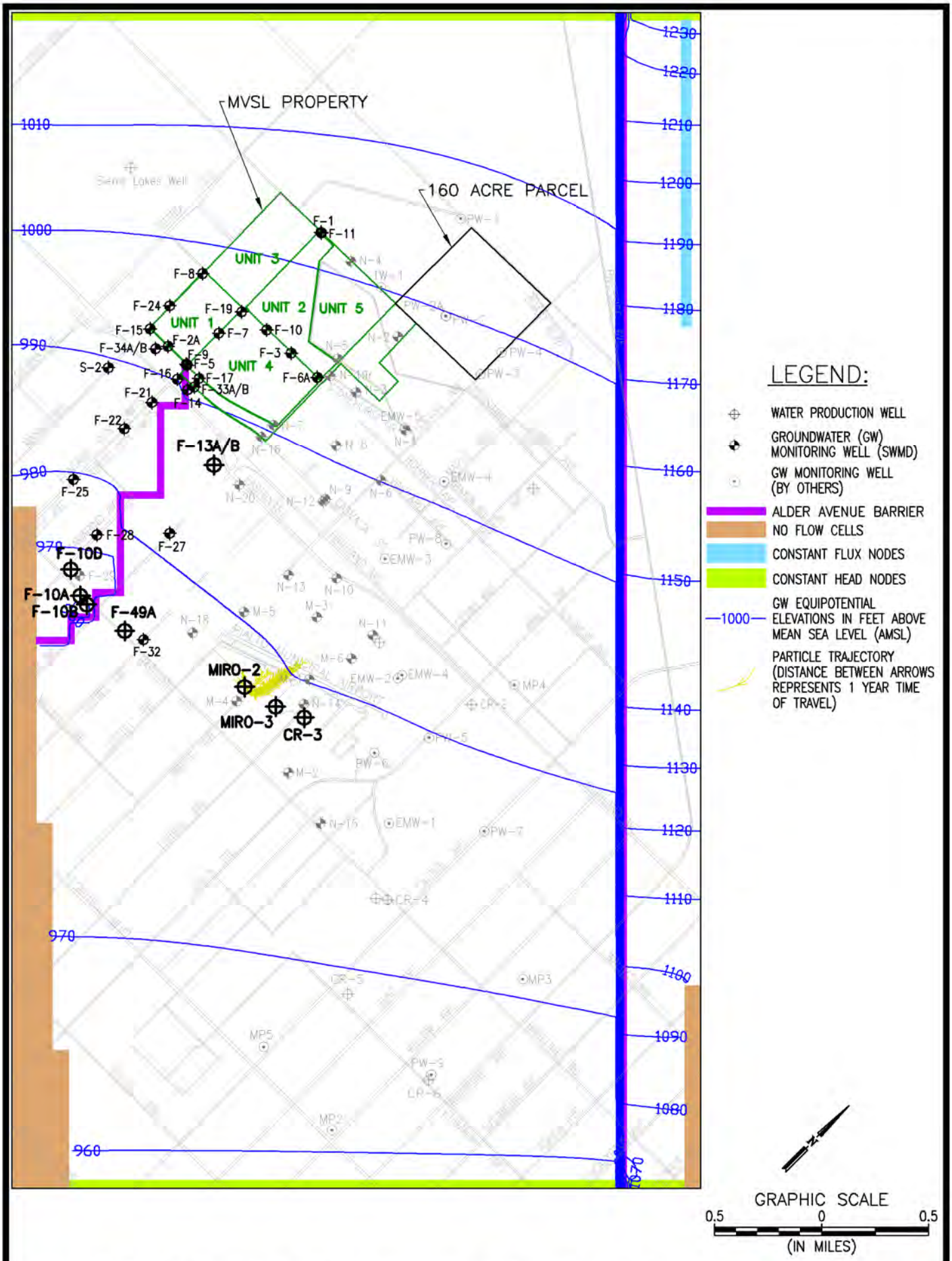

CONTAINMENT EVALUATION OF UNIT 4 VOC PLUME MID-VALLEY SANITARY LANDFILL SAN BERNARDINO COUNTY, CA	FIGURE 8F – SCENARIO #8 MINIMIZED FWC PUMPING, MIRO-2 ACTIVE, C-AQUIFER DRAWN BY: VL | DATE: SEPTEMBER 2015 | JOB NO. 2013.0090	Geo-Logic ASSOCIATES

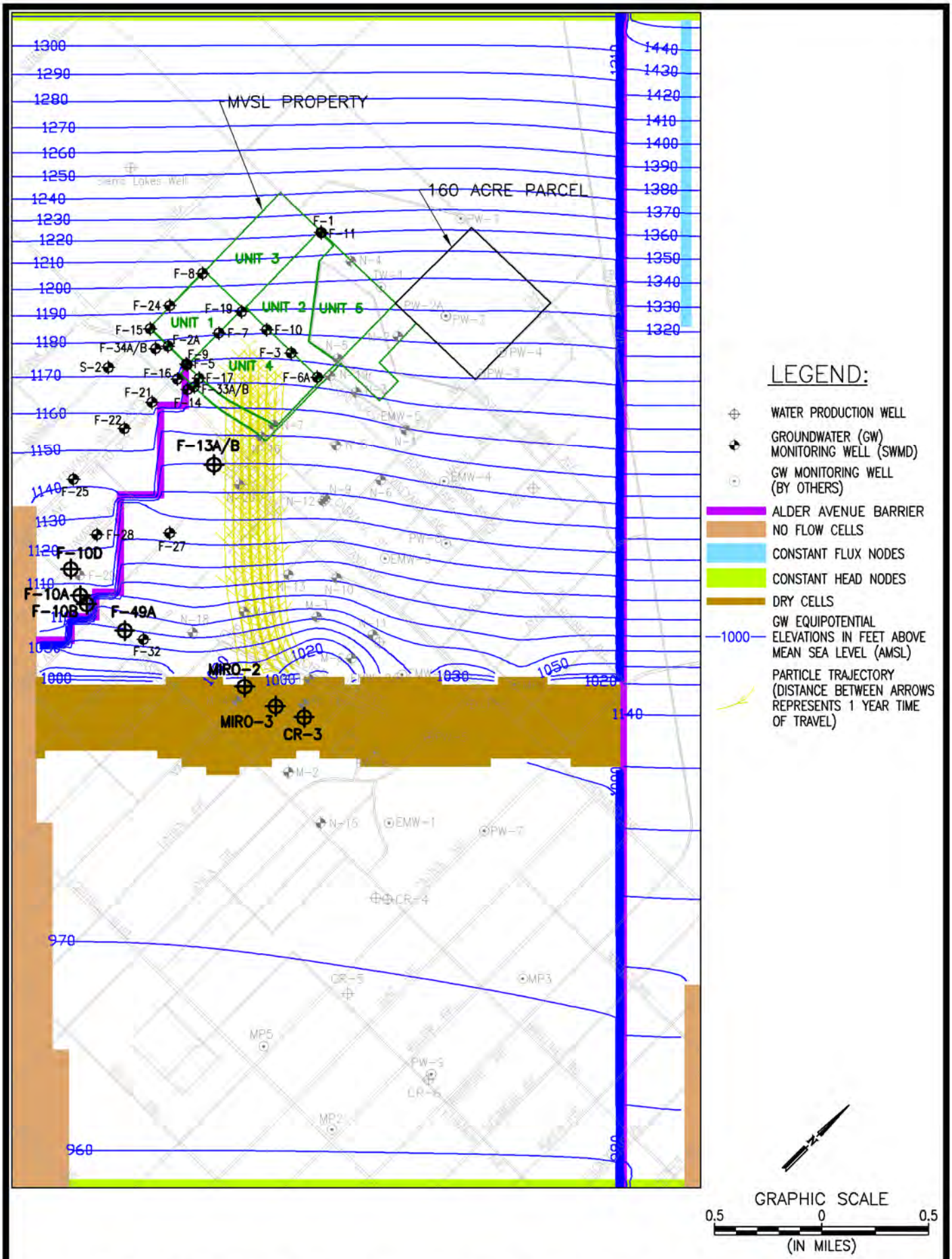

CONTAINMENT EVALUATION OF UNIT 4 VOC PLUME
MID-VALLEY SANITARY LANDFILL
SAN BERNARDINO COUNTY, CA

FIGURE 8G – SCENARIO #8
MINIMIZED FWC PUMPING, CR-3 & MIRO-3 ACTIVE, B-AQUIFER

DRAWN BY: VL | DATE: SEPTEMBER 2015 | JOB NO. 2013.0090

Geo-Logic ASSOCIATES

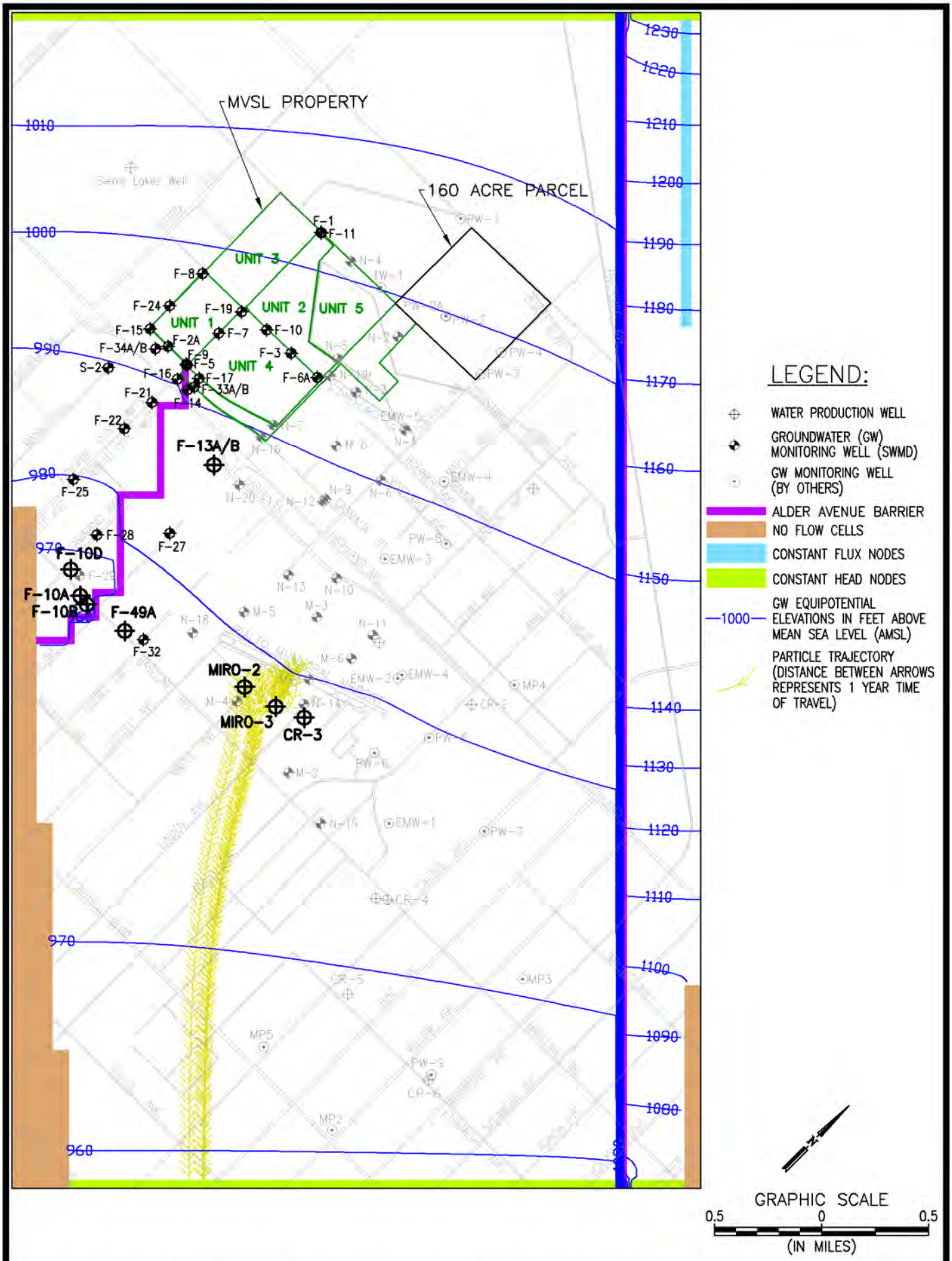

CONTAINMENT EVALUATION OF UNIT 4 VOC PLUME
MID-VALLEY SANITARY LANDFILL
SAN BERNARDINO COUNTY, CA

FIGURE 8H – SCENARIO #8
MINIMIZED FWC PUMPING, CR-3 & MIRO-3 ACTIVE, C-AQUIFER

DRAWN BY: VL | DATE: SEPTEMBER 2015 | JOB NO. 2013.0090

Geo-Logic ASSOCIATES

MONITORING WELL INSTALLATION REPORT
MONITORING WELLS F-35 & F-36

MID-VALLEY SANITARY LANDFILL

SAN BERNARDINO COUNTY, CALIFORNIA

SEPTEMBER 2015
PROJECT NO. 2013.0090/123

SUBMITTED TO:

Santa Ana Regional Water Quality Control Board
3737 Main Street
Suite 500
Riverside, California 92501-3339

SUBMITTED BY:

County of San Bernardino Solid Waste Management Division
222 West Hospitality Lane
Second Floor
San Bernardino, California 92415-0017

PREPARED BY:

Geo-Logic Associates
1831 Commercenter East
San Bernardino, California 92408
(909) 383-8728

Geo-Logic ASSOCIATES

TABLE OF CONTENTS

1.0 INTRODUCTION 1
2.0 BACKGROUND 1
3.0 SCOPE OF WORK 2
3.1 General 2
3.2 Borehole Drilling 3
3.2.1 Drilling Methods 3
3.2.2 Soil Sampling 4
3.3 Borehole Geophysics 4
3.4 Monitoring Well Construction 5
3.4.1 Well Casing and Screen 5
3.4.2 Filter Pack Sand 5
3.4.3 Bentonite Seal 5
3.4.4 Grout Seal 6
3.4.5 Surface Completion 6
3.5 Well Development 6
3.6 Well Survey 6
3.7 Groundwater Sampling and Analyses 7
4.0 CLOSURE 8
5.0 REFERENCES 9

FIGURES

Figure 1 Well Location Plan
Figure 2 Typical Well Construction Detail

APPENDICES

Appendix A – Permits
Appendix B – Boring Logs, Well Construction Summary Logs, Well Development Data, and Survey Data
Appendix C – Geophysical Logs
Appendix D – Laboratory Certificates of Analysis

MONITORING WELL INSTALLATION REPORT
MONITORING WELLS F-35 & F-36
MID-VALLEY SANITARY LANDFILL
SAN BERNARDINO COUNTY, CALIFORNIA

1.0 INTRODUCTION

On behalf of the County of San Bernardino Solid Waste Management Division (SWMD), this report documents work performed by Geo-Logic Associates (GLA) to install and sample groundwater monitoring wells F-35 and F-36 downgradient of the County's Mid-Valley Sanitary Landfill (MVSL) in Rialto, California. Work was completed pursuant to requirements listed in a Regional Water Quality Control Board (RWQCB) letter to SWMD dated June 8, 2015.

As detailed in the project Work Plan (GLA, July 2015), the RWQCB's letter identified the need for two new groundwater monitoring wells; one downgradient of Fontana Water Company (FWC) water supply well F-49A and one downgradient of County monitoring well N-18 (Figure 1). This Well Installation Report identifies well locations and well configurations and details drilling and construction that occurred between August 17 and September 28, 2015. This Well Installation Report and associated monitoring well construction was completed pursuant to RWQCB Order Nos. 98-96 and R8-2003-0013 as amended by Order R8-2004-0072, and as required by the RWQCB.

2.0 BACKGROUND

Groundwater investigations completed in the northern Rialto-Colton basin indicate the presence of three laterally-continuous aquifers including: an upper unconfined aquifer (currently dry) that occurs at depths of about 245 to 340 feet below ground surface near the MVSL, an Intermediate Aquifer that extends to depths of about 400 feet near the planned well locations, and a deep Regional Aquifer that provides much of the groundwater that is pumped in the area by municipal supply wells (GLA, 2005).

Groundwater in the project area occurs in sandy gravels, gravelly sands, and sands that typically have excellent water-bearing and water-yielding properties. Drilling and well installation data from wells constructed in the Rialto-Colton basin indicate the presence of several relatively continuous aquitards separating distinct groundwater units. Because a downward hydraulic gradient is noted between groundwater-bearing units, impacts to groundwater (e.g. - perchlorate and volatile organic compounds [VOCs]) have also migrated downward during transport from interpreted source areas near the County's Mid-Valley Sanitary Landfill (MVSL).

As described recently in the County's Engineering Feasibility Study for Supplemental Point-of-Compliance Corrective Action (GLA, 2015), VOCs associated with the MVSL have migrated southeast within the Intermediate Aquifer and are largely contained by the County's Offsite

corrective action system (CAS) and the County's groundwater treatment system (GWTS) that includes City of Rialto Well No. 3 and extraction wells Miro-2 and Miro-3. The offsite CAS includes FWC municipal pumping wells F-10B and F-10C within the structural block bounded by the Rialto-Colton fault and the Alder Avenue barrier, and FWC well F-49A east of the Alder Avenue barrier (Figure 1). Since it is possible that VOC impacts may flow between these pumping centers, the two new monitoring wells have been positioned to enhance groundwater monitoring capabilities downgradient of the interpreted terminus of the BC-Aquitard within the Regional Aquifer. The wells are located downgradient of FWC well F-49A (well F-35) and downgradient of County monitoring well N-18 (well F-36). Monitoring data that will be developed at the two new monitoring wells will allow the County to evaluate VOC transport and fate conditions to determine whether existing pump and treatment programs adequately contain these impacts.

In keeping with the design and installation of other nearby County monitoring wells (e.g., well M-1), and as generally depicted on Figure 2, monitoring wells F-35 and F-36 were constructed using two separate well casing and screen sections to monitor the upper portion of the Regional Aquifer (F-35A and F-36A) and portions of the Regional Aquifer that are about 100 feet deeper (F-35B and F-36B).

3.0 SCOPE OF WORK

3.1 General

Monitoring well drilling and installation work was completed by National EWP, a state-licensed well drilling contractor. Work was performed in accordance with the project Work Plan (GLA, July 2015) under the direction of a California Certified Hydrogeologist. Monitoring well construction included the following major tasks:

- Obtain permits for well installation from County of San Bernardino Department of Environmental Health.
- Drilling of two nominal 12-inch diameter boreholes each to a maximum depth of 600 feet (F-35) and 610 feet (F-36) using mud rotary techniques.
- Preparation of lithologic logs of soils encountered during drilling.
- Geophysical logging of the well bore.
- Disposal of drilling fluids, water, and soils at appropriate facilities.
- Preparation of a conceptual well construction plan for RWQCB approval.
- Installation of two dual 3-inch diameter wells constructed in each borehole with PVC blank casing and PVC screen sections.
- Well development to remove drilling muds, fine silts, and sand from the filter packs and adjacent aquifer.

- Geographic survey to identify the horizontal and vertical coordinates of the monitoring wells.
- Water quality sampling of the new well to evaluate for the presence of perchlorate and VOCs.
- Preparation of this written report that describes the methods used to drill and construct the wells, lithologic materials and groundwater conditions encountered during well construction, the configuration of the wells, and the results of groundwater quality sampling.

Water quality samples from each of the well's were obtained for laboratory analysis to test the samples for the presence of perchlorate and VOCs.

GLA supervised the drilling and monitoring well construction, and development work from August 17 through September 28, 2015. Copies of permits obtained for the project are presented in Appendix A. Boring and well completion summary logs and well development information are presented in Appendix B. Geophysical logs of the boring are presented in Appendix C. Laboratory certificates of analysis and project-derived waste disposal information is provided in Appendix D.

3.2 Borehole Drilling

The location and target depth for the new monitoring wells was selected based on discussions with the RWQCB to permit evaluation of groundwater conditions along the west side of the Rialto-Colton groundwater basin downgradient of nearby FWC production wells. Monitoring well F-35 was installed downgradient of FWC well F-49A on the south side of Raymond Ct approximately 100 feet west of Williams Rd (Figure 1). Well F-36 was installed downgradient of County monitoring well N-18 on the south side of Montgomery Ave approximately 100 feet west Maple Ave (Figure 1).

3.2.1 Drilling Methods

Prior to mobilization, permits for well drilling and construction were obtained from the County of San Bernardino Department of Environmental Health Services (Appendix A).

Drilling, and well installation and development work was performed by National Exploration Wells and Pumps (NEWP), a well contractor operating under California C-57 License No. 953646. The drill rig employed during the project was a Speedstar 50K. Surface conditions at the F-35 borehole were stabilized using 20 feet of 12½ –inch conductor casing, and 30 feet of 13⅜ –inch conductor casing at the F-36 location. After the initial setting of conductor casing, the remainder of the borings were drilled using standard mud-rotary drilling techniques to excavate a nominal 12-inch diameter borehole. A "sand-shaker" was used during the drilling

process to separate soils from drilling fluids and to help maintain the viscosity of the drilling mud.

Drilling muds and fluids generated during the project were contained by the drilling contractor in steel roll-off bins. After chemical analyses confirmed that these fluids were non-hazardous, they were disposed at Philadelphia Recycling Mine (12000 Philadelphia Ave, Mira Loma, CA). Results of laboratory tests performed on samples of the drilling muds and fluids are presented in Appendix D.

3.2.2 Soil Sampling

Drill cuttings delivered to the ground surface during drilling were routinely inspected by the field geologist who visually classified the native soils and recorded pertinent observations on project boring logs. Copies of the boring logs are presented in Appendix B and include the following information:

- Borehole designation and location.
- Description of soils according to the Unified Soil Classification System.
- Times and dates that drilling/excavation began and ended.
- Type of exploratory equipment being utilized, including manufacturer, make, and model for special modifications.
- Name(s) for geologist(s) responsible for log descriptions.
- Presence of and depth to groundwater.
- Sampling interval(s), including depths and elevations.
- Drilling advancement in feet-per-hour (average) and/or feet-per-minute, noting periods of difficult or very easy drilling.
- Any unusual subsurface structures or features encountered.
- Other notes and descriptions as required.

3.3 Borehole Geophysics

Once drilling had reached to total depth (approximately 600 feet) and the borehole was deemed stable, “down hole” geophysical surveys were performed to better characterize lithologic and hydrostratigraphic conditions throughout the borehole. Copies of the geophysical surveys that were performed by Pacific Surveys Inc. are presented in Appendix C. Each borehole survey included use of the following tools:

- Spontaneous potential.
- 16-inch and 64-inch normal resistivity.
- 6-foot lateral (or guard) resistivity.

- Natural gamma-ray.
- Acoustic (sonic) log.
- Caliper.

Results of the geophysical surveys were evaluated to determine the locations of significant water-bearing geologic units intercepted by the borings and to identify appropriate intervals for the monitoring well screens. Based on the lithologic and geophysical survey results, well designs were then developed and forwarded to RWQCB staff for review and approval. With RWQCB concurrence, construction of wells F-35 and F-36 then commenced.

3.4 Monitoring Well Construction

3.4.1 Well Casing and Screen

As detailed in Appendix B, each monitoring well was constructed using virgin, factory-sealed, flush-threaded, 3-inch diameter, Schedule 80 PVC blank casing and well screens. Each screen was 50 feet in length with a slot size of 0.020-inches. Well blank casing and well screen was fitted with centralizers every 40 vertical feet, and at the top and bottom of all well screen, to ensure optimal separation from borehole wall and ensure uniform thickness of annular well materials.

3.4.2 Filter Pack Sand

Commercial washed and graded #3 sized Monterey-type sand was used as the filter pack media adjacent to all well screen sections. Filter pack sands were placed using tremie pipe techniques to fill annular space adjacent to well screens and about 2 to 5 feet of blank casing above and below screened sections. The depth to the top of the filter pack was measured periodically during placement to verify the volume of sand entering the well annulus. Sand and was placed about 6 feet above the uppermost well screen sections to minimize the potential for annular seal grout to migrate to the well screens.

3.4.3 Bentonite Seal

The wellbore annulus above each filter pack was sealed using “Pure Gold Medium” commercial bentonite chips. Bentonite seals were placed using tremie pipe techniques and were pumped into place while drilling muds were circulated within the wellbore. Bentonite seals were designed and placed in such a way as to provide maximum seal thickness between aquifer units, and were at least 10 feet thick when used to separate filter pack sands from neat cement-grout slurry seals.

3.4.4 Grout Seal

Following bentonite seal placement, the remainder of the annular space between the well casing and borehole wall was sealed using a mixture of neat, Type II/V (Portland) cement and bentonite powder. The bentonite was added at a rate of approximately 5% by dry weight of cement. The grout was thoroughly mixed in small batches using pressure nozzles to circulate the mixture. Water was added at a rate of approximately 10 gallons per sack of cement. The grout seal was placed using tremmie pipe techniques to fill the borehole annulus under pressure to the ground surface.

3.4.5 Surface Completion

Monitoring wells F-35 and F-36 were completed at the ground surface within a flush-to-grade traffic-rated vaults embedded approximately 6 inches into approximately 3-foot x 3-foot concrete pads.

3.5 Well Development

Following construction each well was developed between in accordance with the following activities:

- Verify initial static liquid level measurement;
- Surging and bailing to remove drilling muds;
- Air-lift pumping to remove drilling muds;
- Pumping to remove residual sediments.

Well development activities first began using bail and surge techniques to remove heavy drilling muds and mud cake from the wells and to verify the total depth of the wells. Next, air-lift methods were used to remove “thin” drilling muds using a compressor to circulate air through the well via tremie pipe. All muds and waters removed from the well via bailing and air-lifting were contained in steel roll-off bins and appropriately disposed by the well contractor.

Copies of well development data sheets detailing the depth to groundwater and purge methods are included in Appendix B.

3.6 Well Survey

At GLA’s direction, a California Registered Land Surveyor determined the location, ground elevation, top of well monument elevation, and top of well casing elevation for F-35 and F-36. Horizontal position was established using California State Plan Coordinate System Zone 5 CCS83 as determined on local GPS stations “EWPP” and “MLFP.” All coordinates were determined using epoch 2011.00. Elevation data (relative to feet above mean seal level [msl]) were

collected based on NAV88. Units of measure were U.S. survey feet, and were determined to an accuracy of 0.01 foot. The top of the well monument elevation was measured at the center of the monument. The top of casing elevation was measured from the north side of the casing, with the measuring point denoted with indelible ink. Well survey data are presented in Appendix B.

3.7 Groundwater Sampling and Analyses

Groundwater samples were obtained via a bailer from the shallow and deep monitoring wells at F-35 and F-36 and tested for perchlorate (EPA Method 314.0) and VOCs (EPA Method 524.2). Standard protocols used during sampling of the County's other monitoring wells in the Rialto GWTS monitoring program were employed. Samples were poured directly into laboratory-supplied vessels and then placed in an ice-cooled chest pending delivery to the laboratory. Laboratory results are summarized below; certificates of analysis are included in Appendix D.

Well	**F-35S**	**F-35D**	**F-36S**	**F-36D**
Depth to water (feet)	339.41	399.74	419.78	420.09
General Chemistry				
Perchlorate (µg/L)	**ND**	**ND**	**ND**	**ND**
Volatile Organic Compounds (µg/L)				
1,1-Dichloroethane	**ND**	**ND**	0.17j	**ND**
Chloroform	**ND**	**ND**	0.16j	**ND**
Dichlorodifluoromethane	0.59	0.20j	0.54	0.21j
Tetrachloroethene	1.5	0.76	2.1	0.56
Toluene	0.11j	**ND**	**ND**	**ND**
Trichloroethene	0.13j	**ND**	0.11j	**ND**
Trichlorofluoromethane	0.22j	**ND**	0.24j	**ND**

Note: "j" indicates trace value between MDL and PQL.

4.0 CLOSURE

This report is based on the hydrogeologic data that has been obtained for this project as referenced herein. Our firm should be notified of any conditions that differ from those described in this report, since this may require a revaluation of the conclusions and recommendations presented herein.

This report has not been prepared for use by parties or projects other than those named or described above. It may not contain sufficient information for other parties or other purposes. This report has been prepared in accordance with generally accepted hydrogeologic practices and makes no other warranties, either express or implied, as to the professional advise or data included in it.

Geo-Logic Associates

Jason Sapp, CHg.
Senior Geologist
jasapp@geo-logic.com
250 West First Street, Suite 228
Claremont, CA 91711

Stamped on September 30, 2015

Ralph Murphy, CEG, CHg.
Principal Geologist
ramurphy@geo-logic.com
1831 Commercenter East
San Bernardino, CA 92408

5.0 REFERENCES

California Department of Water Resources, 1990, "California Well Standards", Bulletin 74-90.

Geo-Logic Associates, 2015a, “Updated Engineering Feasibility Study for Offsite Unit 1 VOC Corrective Action, Mid-Valley Sanitary Landfill, San Bernardino County, California”, prepared for San Bernardino County Solid Waste Management Division, submitted to Santa Ana Regional Water Quality Control Board, September.

_____, 2015b, “Work Plan for Construction of Groundwater Monitoring Wells F-35 and F-36, Mid-Valley Sanitary Landfill, San Bernardino County, California”, prepared for San Bernardino County Solid Waste Management Division, submitted to Santa Ana Regional Water Quality Control Board, July.

_____, 2005, “Revised Draft Interim Remedial Investigation / Feasibility Study, Perchlorate and VOC Impacts to Groundwater, Rialto, California”, prepared for San Bernardino County Solid Waste Management Division, January.

Regional Water Quality Control Board – Santa Ana Region (RWQCB), 2012, “Comments on the Work Plan for Rehabilitation of Monitoring Well N-17 and Construction Work Plan for Proposed Groundwater Monitoring Well N-20, County of San Bernardino, Cleanup and Abatement Order (CAO) No. R8-2003-0013, as Amended by Order No. R8-2004-0072, September 11.

_____, 2004, Order No. R8-2004-0072 Amending Cleanup and Abatement Order No. R8-2003-0013 for County of San Bernardino, Solid Waste Management Division, City of Rialto, San Bernardino County, April 30.

_____, 2003, Cleanup and Abatement Order No. R8-2003-0013 for County of San Bernardino, Solid Waste Management Division, City of Rialto, San Bernardino County, January 17.

FIGURES

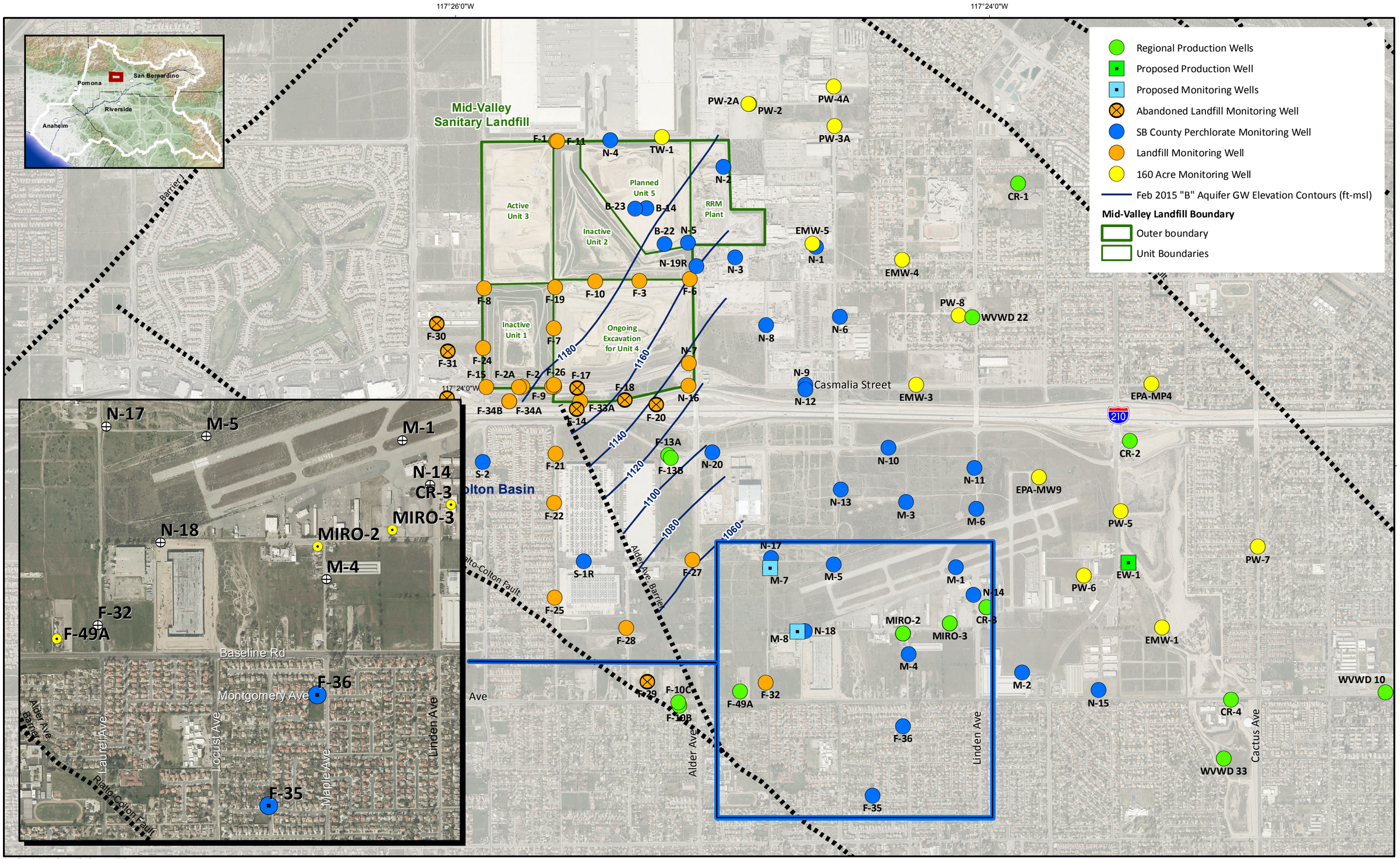

Aerial Photo Attribution: County of San Bernardino, 2012

Produced by:
Geo-Logic ASSOCIATES
Geologists, Hydrogeologists, and Engineers
250 W First St, Suite #228
Claremont CA 91711
Phone: 909.626.2282
Fax: 909.626.1233
Author: ETL Date: 9/30/2015

0 500 1,000 2,000 3,000 4,000 Feet
0 100 200 400 600 800 1,000 1,200 Meters

County of San Bernardino
Solid Waste Management Division

Wells F-35 and F-36 Location Map

Mid-Valley Sanitary Landfill, Rialto California

Figure 1

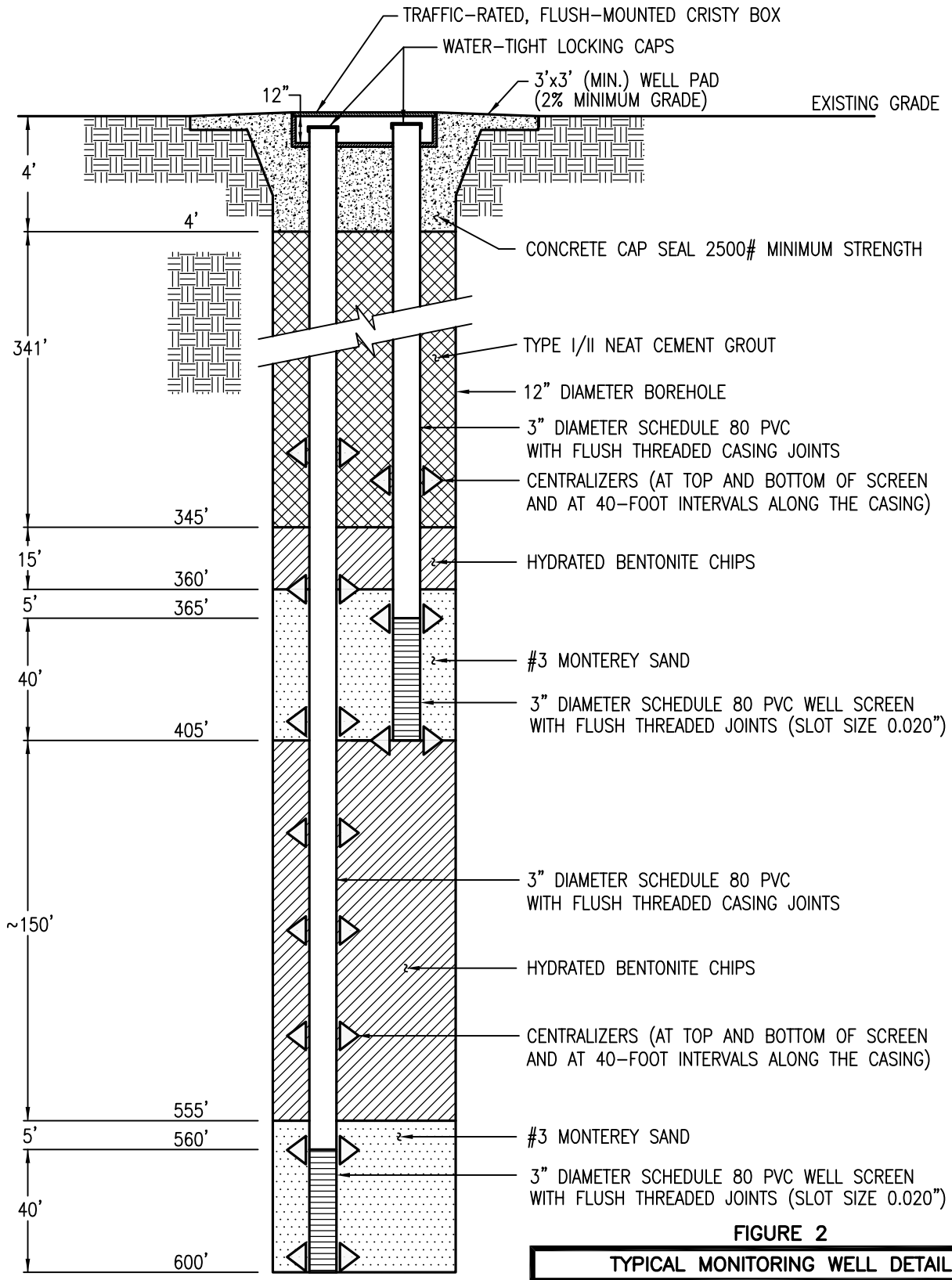

NOT TO SCALE

DIMENSIONS SUBJECT TO CHANGE
BASED ON FIELD CONDITIONS

FIGURE 2

TYPICAL MONITORING WELL DETAIL

F-35 AND F-36 MONITORING WEL CONSTRUCTION WORKPLAN
RIALTO-COLTON BASIN CORRECTIVE ACTION PROGRAM
COUNTY OF SAN BERNARDINO, CALIFORNIA

Geo-Logic ASSOCIATES

DRAWN BY: VL	DATE: JULY 2015	JOB NO. 2013.0900

APPENDIX A

Permits

Approved 8/12/15

F-35

SAN BERNARDINO COUNTY

Public Health
Environmental Health Services
APPLICATION FOR WELL PERMIT

www.SBCounty.gov
www.sbcounty.gov/dph/dehs
Phone: (800) 442-2283

THIS SECTION TO BE COMPLETED BY APPLICANT • HEALTH PERMITS ARE NOT TRANSFERABLE

1 – PROPERTY INFORMATION

Property Owner: City of Fontana			Phone Number: (909) 350-7610
Site Address: 18100-block Raymond Ct, south right-of-way	City: Fontana	State: CA	Zip: 92336
Assessor's Parcel Number: Easement immediately adjacent to APN 0243-281-30	Email: ADaniel@Fontana.org		
Township: N/S Tier 1S	E/W Range: 5W	Section: 4	
Well Head: Latitude (decimal) 34.116203	Longitude (decimal) 117.407884		
Property Owner's Mailing Address: 8353 Sierra Ave	City: Fontana	State: CA	Zip: 92335

2 – CONSULTANT INFORMATION

Name of Consultant: Geo-Logic Associates c/o Jason Sapp	Email: jasapp@geo-logic.com		Phone Number: (909) 772-4350
Address: 1831 Commercenter East	City: San Bernardino	State: CA	Zip: 92408

3 – REGISTERED WELL DRILLER INFORMATION

Name of Driller: National EWP Inc. (Jeff Morgan, President)			Phone Number: (909) 931-4014
Email: c/o jbruneio@natioalewp.com	County Registration Number: PR 329	C-57 License Number: 953646	

Return well permit to: ☒ Well Driller ☒ Consultant ☐ Property Owner — Return by: ☐ Mail ☒ Email

4 – TYPE OF WORK

☒ New ☐ Reconstruction ☐ Destruction

Date of Work — Start Date: August 17, 2015 — Completion Date: August 31, 2015

5 – WELL TYPE

☐ Agriculture	☐ Horizontal	☐ Test
☐ Cathodic	☒ Monitoring/Observation	☐ Dairy
☐ Residential	☐ Community/PWS/City	☐ Other
☐ Industrial	☐ Geothermal	☐ Mining

6 – ANNULAR SEAL

Seal Depth (ft.) at least 300 ft

☐ Driven Conductor Diameter (in.) ☐ Wall (gauge) (in.)

☒ Sealing Material ☐ Thickness (in.)

Neat cement grout, Bentonite Chips, Concrete Cap

Sealing material shall be placed in one continuous pour. Annular seal thickness must be at least 3 inches for public water supply wells.

ITEMS 7 THROUGH 10 TO BE ESTIMATED FOR NEW WELLS, EXACT FOR ALL OTHER WELLS

7 – DIMENSIONS

Proposed Depth of Well (ft.) 600	Existing Depth of Well (ft.) n/a	Diameter of Bore (in.) 12

8 – CASING INSTALLED

☒ Casing Standard ☐ Steel ☒ Plastic ☐ Standard Casing ☐ Other

From (ft.)	To (ft.)	Diameter (ft.)	Wall (Gauge)
0	600	0.25	Sched 80 PVC
			See Attached Diagram

Gravel Pack	☒ Yes	☐ No	From (ft.) See Attached Diagram	To (ft.)
Other Backfill Material	☐ Yes	☐ No	From (ft.)	To (ft.)

9 – PERFORATIONS (list all if applicable)

From (ft.) Well to be constructed as dual-nested, see attached diagram	To (ft.)	Pumping Rate (gpm)

10 – SEALED ZONES (list all if applicable)	
From (ft.)	To (ft.)

11 – PLOT PLAN

a) In perspective to the well site, sketch and label the following items on a separate paper: well lot property lines, other wells (include abandoned wells), sewage disposal systems (sewers, septic tanks, leaching fields, seepage pits, cesspools), lakes and ponds, watercourses and animals or fowl kept.

b) Indicate the distance, in **feet**, of any of the above which are within 500 ft. of the well site. The plot plan needs to be drawn to scale (½ inch = 100 feet). Show the approximate drainage pattern of the property and show access roads to the well site within 500 feet.

c) ☒ None of the above is within 500 feet.

d) Solid or Liquid Disposal Site within Two Miles ☒ Yes ☐ No Location Mid-Valley Landfill, 1.7 miles upgradient

12 – METHOD OF CONSTRUCTION OR DESTRUCTION

Provide the method of construction/destruction in the space below or as an attachment if more space is needed. The method shall be in accordance with the standards recommended in the California Department of Water Resources Bulletin No. 74-81 and 74-90. Title 22 standards shall also be followed for public water supply wells.

Borehole for well F-35 will be drilled approximately 90 feet west of Williams Rd on the south parkway of Raymond Ct. using mud-rotary drilling techniques in accordance with DWR Bull. No. 74-90 and requirements of the County of San Bernadino Department of Environmental Health. Please see attached diagram for more detailed information.

13 – AGREEMENT AND SIGNATURE

I have read this application and agree to comply with all laws regulating the type of work being performed.

Property Owner's Signature	X See City of Fontana Encroacment Permit attached herein	Date	August 11, 2015
Print Property Owner's Name	City of Fontana, individual owner name not applicable, see attached City Permit to encroach		
C-57 Contractor's Signature	X Jeff Morgan Digitally signed by Jeff Morgan DN: cn=Jeff Morgan, o=National EWP, Inc., ou=President and CEO, email=jmorgan@nationalewp.com, c=US Date: 2015.08.11 14:22:58 -07'00'	Date	
Print Contractor's Name			

For Office Use Only DISPOSITION OF PERMIT For Office Use Only DISPOSITION OF PERMIT

☐ Sent to Water Agency
☐ Water Agency conditions or recommendations attached
☐ Denied
☒ Approved subject to the following:

Permit Number:	2015008406
Expiration Date:	02/12/2016
WP Number:	WP0031777

A. ☐ Notify the Division's Safe Drinking Water Program at (800) 442-2283 at least seventy two (72) hours in advance to make an inspection of the following operations: (Inspections are conducted Monday – Friday between 8:00 AM to 5:00 PM). Failure to cancel or reschedule appointments may result in an additional hourly fee.

- ☐ Prior to sealing of the annular space or filling of the conductor casing.
- ☐ After installation of the surface protective slab and pumping equipment.
- ☒ After installation of the surface features.
- ☐ During destruction of wells, prior to pouring the sealing material.

B. ☒ Submit to the Division, within thirty (30) days after completion of work, a copy of:

☒ Water Well Driller's Report ☐ Bacterial Analysis ☐ Inorganic Chemical Analysis ☐ General Physical
☐ Radiological Analysis ☐ General Mineral ☐ Organic Chemical Analysis

Comments

For Office Use Only For Office Use Only For Office Use Only For Office Use Only For Office Use Only

Fee:	FA Number:	Record ID:	PE Number:
Late Fee: ☐ Y ☐ N	Designated Employee:	Received By:	Date:
Check One: ☐ New ☐ Transfer ☐ Reactivate		Changes (please specify):	

Approved 8/12/15

F-36

SAN BERNARDINO COUNTY

Public Health
Environmental Health Services
APPLICATION FOR WELL PERMIT

www.SBCounty.gov
www.sbcounty.gov/dph/dehs
Phone: (800) 442-2283

THIS SECTION TO BE COMPLETED BY APPLICANT • HEALTH PERMITS ARE NOT TRANSFERABLE

1 – PROPERTY INFORMATION

Property Owner: City of Fontana			Phone Number: (909) 350-7610
Site Address: 18100-block Montgomery south right-of-way	City: Fontana	State: CA	Zip: 92336
Assessor's Parcel Number: Easement immediately adjacent to APN 0243-241-42	Email: ADaniel@Fontana.org		
Township: N/S Tier 1S	E/W Range: 5W	Section: 4B	
Well Head: Latitude (decimal) 34.120000	Longitude (decimal) 117.405789		
Property Owner's Mailing Address: 8353 Sierra Ave	City: Fontana	State: CA	Zip: 92335

2 – CONSULTANT INFORMATION

Name of Consultant: Geo-Logic Associates c/o Jason Sapp	Email: jasapp@geo-logic.com		Phone Number: (909) 772-4350
Address: 1831 Commercenter East	City: San Bernardino	State: CA	Zip: 92408

3 – REGISTERED WELL DRILLER INFORMATION

Name of Driller: National EWP Inc. (Jeff Morgan, President)		Phone Number: (909) 931-4014
Email: c/o jbruneio@natioalewp.com	County Registration Number: PR 329	C-57 License Number: 953646

Return well permit to: ☒ Well Driller ☒ Consultant ☐ Property Owner

Return by: ☐ Mail ☒ Email

4 – TYPE OF WORK

☒ New ☐ Reconstruction ☐ Destruction

Date of Work: Start Date August 17, 2015 Completion Date August 31, 2015

5 – WELL TYPE

☐ Agriculture	☐ Horizontal	☐ Test
☐ Cathodic	☒ Monitoring/Observation	☐ Dairy
☐ Residential	☐ Community/PWS/City	☐ Other
☐ Industrial	☐ Geothermal	☐ Mining

6 – ANNULAR SEAL

Seal Depth (ft.) at least 300 ft

☐ Driven Conductor Diameter (in.) ☐ Wall (gauge) (in.)

☒ Sealing Material ☐ Thickness (in.)

Neat cement grout, Bentonite Chips, Concrete Cap

Sealing material shall be placed in one continuous pour. Annular seal thickness must be at least 3 inches for public water supply wells.

ITEMS 7 THROUGH 10 TO BE ESTIMATED FOR NEW WELLS, EXACT FOR ALL OTHER WELLS

7 – DIMENSIONS

Proposed Depth of Well (ft.) 600	Existing Depth of Well (ft.) n/a	Diameter of Bore (in.) 12

8 – CASING INSTALLED

☒ Casing Standard ☐ Steel ☒ Plastic ☐ Standard Casing ☐ Other

From (ft.)	To (ft.)	Diameter (ft.)	Wall (Gauge)
0	600	0.25	Sched 80 PVC
			See Attached Diagram

Gravel Pack	☒ Yes	☐ No	From (ft.) See Attached Diagram	To (ft.)
Other Backfill Material	☐ Yes	☐ No	From (ft.)	To (ft.)

9 – PERFORATIONS (list all if applicable)

From (ft.) Well to be constructed as dual-nested (see attached diagram	To (ft.)	Pumping Rate (gpm)

10 – SEALED ZONES (list all if applicable)	
From (ft.)	To (ft.)

11 – PLOT PLAN

a) In perspective to the well site, sketch and label the following items on a separate paper: well lot property lines, other wells (include abandoned wells), sewage disposal systems (sewers, septic tanks, leaching fields, seepage pits, cesspools), lakes and ponds, watercourses and animals or fowl kept.

b) Indicate the distance, in **feet**, of any of the above which are within 500 ft. of the well site. The plot plan needs to be drawn to scale (½ inch = 100 feet). Show the approximate drainage pattern of the property and show access roads to the well site within 500 feet.

c) ☒ None of the above is within 500 feet.

d) Solid or Liquid Disposal Site within Two Miles ☒ Yes ☐ No Location Mid-Valley Landfill, 1.6 miles upgradient

12 – METHOD OF CONSTRUCTION OR DESTRUCTION

Provide the method of construction/destruction in the space below or as an attachment if more space is needed. The method shall be in accordance with the standards recommended in the California Department of Water Resources Bulletin No. 74-81 and 74-90. Title 22 standards shall also be followed for public water supply wells.

Borehole for well F-36 will be drilled approximately 120 feet west of Maple Ave on the south parkway of Montgomery Ave. using mud-rotary drilling techniques in accordance with DWR Bull. No. 74-90 and requirements of the County of San Bernadino Department of Environmental Health. Please see attached diagram for more detailed information.

13 – AGREEMENT AND SIGNATURE

I have read this application and agree to comply with all laws regulating the type of work being performed.

Property Owner's Signature	X See City of Fontana Encroacment Permit attached herein	Date	August 11, 2015
Print Property Owner's Name	City of Fontana, individual owner name not applicable, see attached City Permit to encroach		
C-57 Contractor's Signature	X Jeff Morgan Digitally signed by Jeff Morgan DN: cn=Jeff Morgan, o=National EWP, Inc., ou=President and CEO, email=jmorgan@nationalewp.com, c=US Date: 2015.08.11 14:22:58 -07'00'	Date	
Print Contractor's Name			

For Office Use Only DISPOSITION OF PERMIT For Office Use Only DISPOSITION OF PERMIT

☐ Sent to Water Agency
☐ Water Agency conditions or recommendations attached
☐ Denied
☒ Approved subject to the following:

Permit Number:	2015008405
Expiration Date:	02/12/2016
WP Number:	WP0031776

A. ☐ Notify the Division's Safe Drinking Water Program at (800) 442-2283 at least seventy two (72) hours in advance to make an inspection of the following operations: (Inspections are conducted Monday – Friday between 8:00 AM to 5:00 PM). Failure to cancel or reschedule appointments may result in an additional hourly fee.

- ☐ Prior to sealing of the annular space or filling of the conductor casing.
- ☐ After installation of the surface protective slab and pumping equipment.
- ☒ After installation of the surface features.
- ☐ During destruction of wells, prior to pouring the sealing material.

B. ☒ Submit to the Division, within thirty (30) days after completion of work, a copy of:

☒ Water Well Driller's Report ☐ Bacterial Analysis ☐ Inorganic Chemical Analysis ☐ General Physical
☐ Radiological Analysis ☐ General Mineral ☐ Organic Chemical Analysis

Comments

For Office Use Only For Office Use Only For Office Use Only For Office Use Only For Office Use Only

Fee:	FA Number:	Record ID:	PE Number:
Late Fee: ☐ Y ☐ N	Designated Employee:	Received By:	Date:
Check One: ☐ New ☐ Transfer ☐ Reactivate		Changes (please specify):	

City of Fontana

8353 Sierra Avenue
Fontana, CA 92335
(909) 350-7610

08/11/2015
11:45 am

UTILITY EXCAVATION PERMIT

Permit Number: **ELPT15-000676** Issue Date: **08/11/2015** Permit Expires on : **11/11/2015**

Applicant Information	Contractor Information	Contact Information
GEP-LOGIC ASSOCIATE	**GEP-LOGIC ASSOCIATE**	**JASON SAPP**
250 W.FIRST STREET, SUITE 228	**250 W.FIRST STREET, SUITE 22**	**250 W.FIRST STREET, SUITE 228**
CLAREMONT, CA 91711	**CLAREMONT, CA 91711**	**CLAREMONT, CA 91711**
(909) 626-2282	**(909) 626-2282**	**(909) 626-2282**

Job Address: **18100-18199 RAYMOND CT, FONTANA, CA** Map No: 22

Permit Subtype: **EXCAVATION & TRAFFIC**
Tract Map #:
Parcel No: **1122963**

Use Class:
Parcel Map #:
Specific Plan:

Description:

PERMIT FOR EXCAVATION/TRAFFIC CONTROL IN PUBLIC RIGHT OF WAY

GEO-LOGIC ASSOC. TO DRILL, INSTALL AND SAMPLE GROUND WATER WELL (F-35) FOR THE COUNTY, AS MANDATED BY CALIFORNIA STATE WATER BOARD. PROJECT LOCATION: RAYMOND COURT, SOUTH PARKWAY, 100' WEST OF WILLIAMS ROAD.

WORK ORDER NO. 2013.0090.123

PLEASE POST NO PARKING SIGNS ACROSS THE STREET FROM WORK AREA UNTIL WORK IS COMPLETE PER TRAFFIC ENGINEER, MR. POPESCU

REFERENCE ABOVE LOCATION FOR PLACEMENT AND REMOVAL OF EXISTING BURD SWITCH TRANSFORMER TRAFFIC CONTROL SHALL BE IN ACCORDANCE WITH THE LATEST EDITION OF W.A.T.C.H. MANUAL, CALIFORNIA JOINT FACILITY TRAFFIC CONTROL MANUAL, OR THE CA MUTCD.

BEFORE THE START OF WORK NOTIFY THE INSPECTION SECTION AT LEAST 2 WORKING DAYS IN ADVANCE AT (909) 350-7610

WORK HOURS: 7:30 A.M. - 4:30 P.M. (MON. - FRI.)
PROJECT DURATION: FIFTEEN (15) DAYS

NO WORK IS TO BE DONE ON WEEKENDS UNLESS OVERTIME INSPECTION HAS BEEN SCHEDULED. TO SCHEDULE OVERTIME INSPECTION PLEASE CALL (909) 350-7610

Fee Description	Amount	Amount Paid	Amount Due
BASIC TRENCH INSPECTION	$160.00	$0.00	$160.00
TRAFFIC CONTROL AND DETOUR INSPECTION	$2,400.00	$0.00	$2,400.00
Totals:	**$2,560.00**	**0.00**	**$2,560.00**

Permission is hereby granted to the applicant to perform the work described above. It is expressly agreed that the work will be performed in accordance with the applicable laws, regulations and specfications of the City of Fontana.

Permitee Signature

JASON SAPP
Permitee Print Name

All work shall be inspected
Inspector Signoff:

Issued by: ADRIAN DANIEL
COF_Eng_Permit

CUSTOMER

City of Fontana

8353 Sierra Avenue
Fontana, CA 92335
(909) 350-7610

08/11/2015
11:50 am

UTILITY EXCAVATION PERMIT

Permit Number: **ELPT15-000674** Issue Date: **08/11/2015** Permit Expires on : **11/11/2015**

Applicant Information	Contractor Information	Contact Information
GEO-LOGIC ASSOCIATES	**GEO-LOGIC ASSOCIATES**	**JASON SAPP**
250 W. FIRST STREET, SUITE 228	**250 W. FIRST STREET, SUITE 2**	**250 W. FIRST STREET, SUITE 228**
CLAREMONT, CA 91711	**CLAREMONT, CA 91711**	**CLAREMONT, CA 91711**
(909) 626-2282	**(909) 626-2282**	**(909) 626-2282**

Job Address: **18200-18299 MONTGOMERY AVE, FONTANA, CA** Map No: 22

Permit Subtype: **EXCAVATION & TRAFFIC**
Tract Map #:
Parcel No: **1122033**

Use Class:
Parcel Map #:
Specific Plan:

Description:

PERMIT FOR EXCAVTION/TRAFFIC CONTROL IN PUBLIC RIGHT OF WAY

GEO-LOGIC ASSOC. TO DRILL, INSTALL AND SAMPLE GROUND WATER WELL (F-36) FOR THE COUNTY, AS MANDATED BY CALIFORNIA STATE WATER BOARD. PROJECT LOCATION: MONTGOMERY AVE, SOUTH PARKWAY, 140' WEST OF N. MAPLE AVENUE

WORK ORDER NO. 2013.0090.123

PLEASE POST NO PARKING SIGNS ACROSS THE STREET FROM WORK AREA UNTIL WORK IS COMPLETE PER TRAFFIC ENGINEER, MR. POPESCU

REFERENCE ABOVE LOCATION FOR PLACEMENT AND REMOVAL OF EXISTING BURD SWITCH TRANSFORMER TRAFFIC CONTROL SHALL BE IN ACCORDANCE WITH THE LATEST EDITION OF W.A.T.C.H. MANUAL, CALIFORNIA JOINT FACILITY TRAFFIC CONTROL MANUAL, OR THE CA MUTCD.

BEFORE THE START OF WORK NOTIFY THE INSPECTION SECTION AT LEAST 2 WORKING DAYS IN ADVANCE AT (909) 350-7610

WORK HOURS: 7:30 A.M. - 4:30 P.M. (MON. - FRI.)
PROJECT DURATION: FIFTEEN (15) DAYS

NO WORK IS TO BE DONE ON WEEKENDS UNLESS OVERTIME INSPECTION HAS BEEN SCHEDULED. TO SCHEDULE OVERTIME INSPECTION PLEASE CALL (909) 350-7610

Fee Description	Amount	Amount Paid	Amount Due
BASIC TRENCH INSPECTION	$160.00	$0.00	$160.00
TRAFFIC CONTROL AND DETOUR INSPECTION	$2,400.00	$0.00	$2,400.00
Totals:	**$2,560.00**	**0.00**	**$2,560.00**

Permission is hereby granted to the applicant to perform the work described above. It is expressly agreed that the work will be performed in accordance with the applicable laws, regulations and specfications of the City of Fontana.

Permitee Signature

JASON SAPP
Permitee Print Name

All work shall be inspected
Inspector Signoff:

Issued by: ADRIAN DANIEL
COF_Eng_Permit

CUSTOMER

APPENDIX B

Boring Logs, Well Construction Summary Logs, Well Development Data, and Survey Data

GeoLogic Associates
Boring Log

BORING NO.: F-35

JOB NO.: 2013.0090
SITE LOCATION: RAYMOND CT./WILLIAMS RD., FONTANA, CA
DRILLING METHOD: MUD ROTARY
CONTRACTOR: NATIONAL EXPLORATION, WELLS & PUMPS
LOGGED BY: J. ORECHWA

DATE STARTED: 8/17/15
DATE FINISHED: 8/26/15
ELEVATION: NA
NORTHING: ~1866485
EASTING: ~6739950

GW DEPTH: Variable
TOTAL DEPTH: 600 feet

DATE	TIME	RATE, FT/MIN	BLOW COUNT	SAMPLE SIZE, INCHES	SAMPLE TYPE/NO.	DEPTH IN FEET	ELEVATION IN FEET	MATERIAL SYMBOL	USCS/GEOLOGIC FORMATION	DESCRIPTION	COMMENTS
8/17	13:30					0			SM	ALLUVIUM: Light brown (7.5YR 6/2), fine to very fine SILTY SAND.	...(0'-20') - used air-rotary casing hammer with 12-1/2" tri-cone button bit and 13-3/8" conductor casing.
									SW	Brown (7.5YR 5/3), well-graded, subangular, fine to coarse SAND.	
		0.67				10					
	14:00					20					
8/18	10:53								SW	Brown (7.5YR 5/3), well-graded, subangular, fine to coarse GRAVELY SAND.	
									SW	Brown (7.5YR 5/3), well-graded, subangular, fine to coarse SAND.	
		1.00				30			GW	Brown (7.5YR 5/3), well-graded, subangular, fine to coarse SANDY GRAVEL. ...(35') - SAND mostly absent.	
	11:13										
	11:14					40			SW	Brown (7.5YR 5/3), well-graded, fine to coarse, subangular GRAVELY SAND.	...(42'-43') - choppy drilling.
									GP	Brown (7.5YR 5/3), poorly graded, angular to subangular GRAVEL.	
		0.65				50			SC	Brown (7.5YR 5/3), Well-graded, fine to coarse CLAYEY SAND. ...(55') - same as above.	...(51') - choppy drilling.
	11:45										
	12:17					60				...(60') - more CLAY than above.	
									GP	Brown 7.5 (5/3), poorly graded, angular to subangular GRAVEL.	
		0.29				70				...(70') - same as above.	
	13:26								GW	Brown (7.5YR 5/3), well-graded, angular to subangular SANDY GRAVEL.	...(76') - choppy drilling.
	14:10					80				...(80'-85') - same as above.	...(80') - very choppy drilling.
		1.11				90				...(90') - SAND is mostly absent. ...(95') - same as above.	...(93') - choppy drilling.
	14:28									...(100') - color change to a very dark grey (5YR 3/1).	
	14:31					100					

CONTINUED ON NEXT PAGE

The data presented on this log is a simplification of actual conditions encountered and applies only at the location of this boring and at the time of drilling. Subsurface conditions may differ at other locations and may change with the passage of time.

GeoLogic Associates
Boring Log

BORING NO.: F-35

JOB NO.: 2013.0090
SITE LOCATION: RAYMOND CT./WILLIAMS RD., FONTANA, CA
DRILLING METHOD: MUD ROTARY
CONTRACTOR: NATIONAL EXPLORATION, WELLS & PUMPS
LOGGED BY: J. ORECHWA

DATE STARTED: 8/17/15
DATE FINISHED: 8/26/15
ELEVATION: NA
NORTHING: ~1866485
EASTING: ~6739950

GW DEPTH: Variable
TOTAL DEPTH: 600 feet

DATE	TIME	RATE, FT/MIN	BLOW COUNT	SAMPLE SIZE, INCHES	SAMPLE TYPE/NO.	DEPTH IN FEET	ELEVATION IN FEET	MATERIAL SYMBOL	USCS/GEOLOGIC FORMATION	DESCRIPTION	COMMENTS
8/18	14:31					100			GW	...(100') – color change to a very dark grey (5YR 3/1).	...(102'–105') – very choppy drilling.
		1.25				110				...(110') – more SAND than above, some CLAY present.	
										...(115') – same as above.	
	14:47										
	14:58					120				...(120') – SAND mostly absent.	
										...(125') – more abundant SAND.	...(124') – very choppy drilling.
		0.91				130					...(131') – choppy drilling.
										...(135') – same as above.	
	15:20										
	15:27					140				...(140') – less SAND than above.	
										...(145') – more abundant SAND; larger pebbles approximately 0.24" in size.	
		0.65				150				...(150') – same ase above.	
									SW	Brown (7.5YR 5/3), well-graded, subangular, fine to coarse GRAVELY SAND.	
	15:58										
8/19	8:07					160				...(160'–180') – same as above.	
											...(162') – choppy drilling.
		0.65				170					
											...(173') – choppy drilling.
	8:38										
	8:50					180					
										...(185') – increase in SAND.	
		0.40				190					
									SC	Brown (7.5YR 3/4), well-graded, fine to coarse CLAYEY SAND.	
	9:40										
	13:38					200				...(200') – decrease in SILT content.	...(200') – chattery rig.

CONTINUED ON NEXT PAGE

The data presented on this log is a simplification of actual conditions encountered and applies only at the location of this boring and at the time of drilling. Subsurface conditions may differ at other locations and may change with the passage of time.

GeoLogic Associates
Boring Log

BORING NO.: F-35

JOB NO.: 2013.0090
SITE LOCATION: RAYMOND CT./WILLIAMS RD., FONTANA, CA
DRILLING METHOD: MUD ROTARY
CONTRACTOR: NATIONAL EXPLORATION, WELLS & PUMPS
LOGGED BY: J. ORECHWA

DATE STARTED: 8/17/15
DATE FINISHED: 8/26/15
ELEVATION: NA
NORTHING: ~1866485
EASTING: ~6739950

GW DEPTH: Variable
TOTAL DEPTH: 600 feet

DATE	TIME	RATE, FT/MIN	BLOW COUNT	SAMPLE SIZE, INCHES	SAMPLE TYPE/NO.	DEPTH IN FEET	ELEVATION IN FEET	MATERIAL SYMBOL	USCS/GEOLOGIC FORMATION	DESCRIPTION	COMMENTS
8/19	13:38					200			SC	...(200') – decrease in SILT.	...(200') – chattery rig.
									GP	Very dark grey (5YR 3/1), poorly graded, angular to subangular GRAVEL.	
		0.43				210			GW	Brown (7.5YR 5/3), well-graded, fine to medium, angular to subangular SILTY GRAVEL. ...(210') – more SLITY SAND than above.	
	14:24										
	14:47					220				...(220') – same as above.	
									SW	Brown (7.5YR 3/5), well-graded, angular to subangular, fine to coarse SAND.	
		0.26				230			SW	Brown (7.5YR 3/5), well-graded, angular to subangular, fine to coarse GRAVELY SAND. ...(235') – larger GRAVEL approximately 0.5" in size.	...(235'–240') – very slow drilling.
	16:04										
8/20	8:05					240				...(240'–245') – same as above.	
		0.22				250			SW	Brown (7.5YR 3/5), well-graded, angular to subangular SAND.	
									SW	Brown (7.5YR 3/5), well-graded, angular to subangular GRAVELY SAND.	
	9:36										
	9:40					260				...(260'–280') – same as above.	
		0.17				270					
	11:36										
	12:38					280				...(285') – GRAVEL mostly absent. ...(210'–305') – same as above.	
		0.20				290					
	14:19										
	14:26					300					

CONTINUED ON NEXT PAGE

The data presented on this log is a simplification of actual conditions encountered and applies only at the location of this boring and at the time of drilling. Subsurface conditions may differ at other locations and may change with the passage of time.

GeoLogic Associates
Boring Log

BORING NO.: F-35

JOB NO.: 2013.0090
SITE LOCATION: RAYMOND CT./WILLIAMS RD., FONTANA, CA
DRILLING METHOD: MUD ROTARY
CONTRACTOR: NATIONAL EXPLORATION, WELLS & PUMPS
LOGGED BY: J. ORECHWA

DATE STARTED: 8/17/15
DATE FINISHED: 8/26/15
ELEVATION: NA
NORTHING: ~1866485
EASTING: ~6739950

GW DEPTH: Variable
TOTAL DEPTH: 600 feet

DATE	TIME	RATE, FT/MIN	BLOW COUNT	SAMPLE SIZE, INCHES	SAMPLE TYPE/NO.	DEPTH IN FEET	ELEVATION IN FEET	MATERIAL SYMBOL	USCS/GEOLOGIC FORMATION	DESCRIPTION	COMMENTS
8/20	14:26					300			SW	...same as above.	
		0.01				310				...(310') – grades to very fine to medium SAND. ...(315'–340') – same as above.	
	13:15										
	13:19					320					...(322') – very slow drilling.
						330					
8/21	7:45	0.12									
	8:26					340					
	8:35									...(345') – grades to fine to coarse SAND.	
		0.38				350				...(350'–355') – same as above.	
	9:28										
	9:36					360			SC	Reddish brown (5YR 5/4), very fine to medium CLAYEY SAND. ...(365'–375') – same as above.	...(366') – choppy drilling.
		0.49				370					
	10:17										
	10:19					380			SM	Brown (7.5YR 3/5), very fine to medium SILTY SAND. ...(385') – same as above.	
		0.36				390			SW	Grades to brown (7.5YR 4/3), fine to coarse SAND. ...(395'–405') – same as above.	
	11:15										
	12:10					400					

CONTINUED ON NEXT PAGE

The data presented on this log is a simplification of actual conditions encountered and applies only at the location of this boring and at the time of drilling. Subsurface conditions may differ at other locations and may change with the passage of time.

GeoLogic Associates
Boring Log

BORING NO.: F-35

JOB NO.: 2013.0090
SITE LOCATION: RAYMOND CT./WILLIAMS RD., FONTANA, CA
DRILLING METHOD: MUD ROTARY
CONTRACTOR: NATIONAL EXPLORATION, WELLS & PUMPS
LOGGED BY: J. ORECHWA

DATE STARTED: 8/17/15
DATE FINISHED: 8/26/15
ELEVATION: NA
NORTHING: ~1866485
EASTING: ~6739950

GW DEPTH: Variable
TOTAL DEPTH: 600 feet

DATE	TIME	RATE, FT/MIN	BLOW COUNT	SAMPLE SIZE, INCHES	SAMPLE TYPE/NO.	DEPTH IN FEET	ELEVATION IN FEET	MATERIAL SYMBOL	USCS/GEOLOGIC FORMATION	DESCRIPTION	COMMENTS
8/21	12:10					400			SW	...same as above.	
		0.18				410				...(410') – grades to fine to medium SAND. ...(410') – grades to fine to coarse SAND.	
	14:00										
	14:02					420				...(420'–450') – same as above.	
		0.22				430					
	15:35										
8/24	11:20					440					
		0.31				450					
	12:24									...(455') – color change to brown (7.5YR 5/3); increase in fines.	
	12:31					460				...(450'–540') – same as above.	
		0.22				470					
	14:01										
	14:10					480					
		0.16				490					
	16:15										
8/25	8:30					500					

CONTINUED ON NEXT PAGE

The data presented on this log is a simplification of actual conditions encountered and applies only at the location of this boring and at the time of drilling. Subsurface conditions may differ at other locations and may change with the passage of time.

GeoLogic Associates
Boring Log

BORING NO.: F-35

JOB NO.: 2013.0090
SITE LOCATION: RAYMOND CT./WILLIAMS RD., FONTANA, CA
DRILLING METHOD: MUD ROTARY
CONTRACTOR: NATIONAL EXPLORATION, WELLS & PUMPS
LOGGED BY: J. ORECHWA

DATE STARTED: 8/17/15
DATE FINISHED: 8/26/15
ELEVATION: NA
NORTHING: ~1866485
EASTING: ~6739950

GW DEPTH: Variable
TOTAL DEPTH: 600 feet

DATE	TIME	RATE, FT/MIN	BLOW COUNT	SAMPLE SIZE, INCHES	SAMPLE TYPE/NO.	DEPTH IN FEET	ELEVATION IN FEET	MATERIAL SYMBOL	USCS/GEOLOGIC FORMATION	DESCRIPTION	COMMENTS
8/25	8:30					500			SW	...same as above.	
						510					
	13:30					520					
		0.31				530					
	14:35										
	14:47					540					
		0.29				550				...(545') – increase in fines, fine to medium SAND.	
	15:55										
8/26	8:11					560					
		0.20				570					
	9:51										
	10:00					580					
		0.16				590					
	12:06					600					

Notes:

1. Total depth of boring 600 feet.
2. Groundwater level measured at 339.41' in the shallow and at 399.74' in the deep well casing on 9/15/15.
3. Monitoring well F-35 constructed in borehole (see Monitoring Well Completion Summary).

The data presented on this log is a simplification of actual conditions encountered and applies only at the location of this boring and at the time of drilling. Subsurface conditions may differ at other locations and may change with the passage of time.

GeoLogic Associates

MONITORING WELL COMPLETION SUMMARY

WELL NO.: **F-35**

JOB NO.: 2013.0090
PROJECT: MVSL WELLS F-35 AND F-36 INSTALLATION
LOCATION: RAYMOND CT. AND WILLIAMS RD., FONTANA, CA
INSPECTOR: J. ORECHWA
CHECKED BY: J. SAPP, CHG

ELEVATION GROUND LEVEL: NA
ELEVATION TOP OF CASING: NA (Shallow); NA (Deep)
DATE STARTED: 8/17/15
DATE FINISHED: 9/09/15
TOTAL DEPTH: 450 and 560 feet

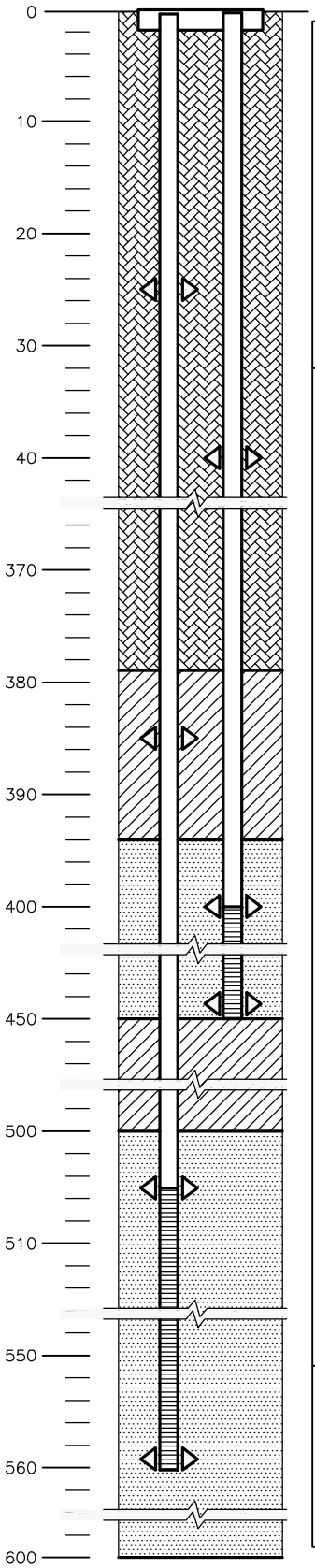

DRILLING SUMMARY:

Total Depth: 600 feet
Borehole diameter: 12"
Driller: NATIONAL EXPLORATION, WELLS & PUMPS

Rig: SPEEDSTAR 30K
Bit(s): TRI-CONE BUTTON

Drilling Fluid: MUD

Protective Casing: 13-3/8" DRIVE CASING

WELL CONSTRUCTION DETAILS:

Casing: 3" ø virgin, factory-sealed, flush-threaded, Schedule 80 PVC. (From 0 to 400 feet and from 0 to 505 feet.)

Screen: 3" ø virgin, factory-sealed, flush-threaded, Schedule 80 PVC with 0.020-inch slots. (From 400 to 450 feet and from 505 to 560 feet.)

Filter Pack: #3 Monterey-type sand. (From 394 to 450 feet and from 500 to 600 feet.)

Bentonite Seal: CETCO Pure Gold medium bentonite chips. (From 379 to 394 feet and from 450 to 500 feet.)

Grout Seal: Neat, type II/V Portland cement grout with 5% bentonite by weight. (From 0 to 379 feet.)

Centralizer: Stainless steel. (At top and bottom of screen and every 40 feet of blank casing.)

WELL CONSTRUCTION LOG:

	Start Date	Start Time	Finish Date	Finish Time
Drilling:	8/21/15	13:30	8/26/15	12:00
Coring:	-	-	-	-
Ream:	-	-	-	-
Casing Install:	8/28/15	12:51	8/28/15	16:13
Filter Placement:	8/28/15	17:05	8/30/15	12:07
Seal Placement: (Bentonite)	8/30/15	9:40	8/30/15	14:25
Seal Placement: (Grout)	8/30/15	15:05	9/09/15	10:41

WELL DEVELOPMENT LOG:

	Date	Start Time	Finish Time
Predevelopment SWAB			
Bailing			
Pumping			

Total Gallons Removed:

STABILIZATION TEST DATA:

Gallons	pH	Spec. Cond. (µs/cm)	Temp (°F)

Comments:

Surface completion – flush to grade heavy duty vault made by CNI.

WELL MONITORING DATA:

Date	Time	Description	Corr.	Depth (feet)	SWL (fbgs)	By
9/15/15	AM	In shallow well after well construction	-	339.41	-	NEWP
9/15/15	AM	In deep well after well construction	-	399.74	-	NEWP

GeoLogic Associates
Boring Log

BORING NO.: F-36

JOB NO.: 2013.0090
SITE LOCATION: MONTGOMERY AVE./N. MAPLE AVE., FONTANA, CA
DRILLING METHOD: ARCH/MUD ROTARY
CONTRACTOR: NATIONAL EXPLORATION, WELLS & PUMPS
LOGGED BY: T. SATTERFIELD/J. SAPP, CHG/K. WELCHANS/J. ORECHWA

DATE STARTED: 8/21/15
DATE FINISHED: 9/01/15
ELEVATION: NA
NORTHING: ~1866985
EASTING: ~6740905

GW DEPTH: Variable
TOTAL DEPTH: 610 feet

DATE	TIME	RATE, FT/MIN	BLOW COUNT	SAMPLE SIZE, INCHES	SAMPLE TYPE/NO.	DEPTH IN FEET	ELEVATION IN FEET	MATERIAL SYMBOL	USCS/GEOLOGIC FORMATION	DESCRIPTION	COMMENTS
8/21	15:15	2.00				0			SW	ALLUVIAL DEPOSITS: Pale brown to brown (10YR 6/3 to 5/3), poorly sorted, very fine to coarse, subangular GRAVELLY SAND; GRAVEL consist of grano-diorite and minor metamophics.	Using ARCH with brand new 12-1/4" tri-cone mill-touth bit. ...(0'-30') - 12-1/2" conductor casing.
	15:20										
	15:49	0.48				10				...(5') - increase in GRAVEL with minor CLAY. ...(13'-15') - increase in CLAY.	
	16:20					20			GW/SW	Pale brown (10YR 6/3), well-graded, very fine to coarse, subrounded to subangular SANDY GRAVEL to GRAVELLY SAND.	
8/23	8:15	1.25								...(25') - same as above.	
	8:19					30					
	8:43	0.83									...(30') - switch to mud rotary drilling. Stopped for repairs.
	8:49									...(35'-50') - fine to coarse SAND and GRAVEL.	
						40					
	13:02	0.43									...(40'-45') - harder drilling - rig jumpy.
	13:49					50			GW	Grayish brown (10YR 5/2), well-graded, subrounded to subangular, arkosic SANDY GRAVEL with minor metamorphic rocks.	
	14:45	1.18				60				...(60') - same as above.	...(60') - tripped out to add stabilizer (60' total). ...(15') - cave in when tripping out.
						70				...(70') - same as above.	
	15:02										
	15:08	0.77				80				...(80'-100') - abundant schist and other mafic rock fragments up to approximately 1/2" fragments.	...(83'-87') - rig jumpy.
						90				...(90') - same as above.	
	15:34					100				...(100') - minor olivine fragments, abundant GRAVEL.	
8/25	8:16										

CONTINUED ON NEXT PAGE

The data presented on this log is a simplification of actual conditions encountered and applies only at the location of this boring and at the time of drilling. Subsurface conditions may differ at other locations and may change with the passage of time.

GeoLogic Associates
Boring Log

BORING NO.: F-36

JOB NO.: 2013.0090
SITE LOCATION: MONTGOMERY AVE./N. MAPLE AVE., FONTANA, CA
DRILLING METHOD: ARCH/MUD ROTARY
CONTRACTOR: NATIONAL EXPLORATION, WELLS & PUMPS
LOGGED BY: T. SATTERFIELD/J. SAPP, CHG/K. WELCHANS/J. ORECHWA

DATE STARTED: 8/21/15
DATE FINISHED: 9/01/15
ELEVATION: NA
NORTHING: ~1866985
EASTING: ~6740905

GW DEPTH: Variable
TOTAL DEPTH: 610 feet

DATE	TIME	RATE, FT/MIN	BLOW COUNT	SAMPLE SIZE, INCHES	SAMPLE TYPE/NO.	DEPTH IN FEET	ELEVATION IN FEET	MATERIAL SYMBOL	USCS/GEOLOGIC FORMATION	DESCRIPTION	COMMENTS
8/25	8:16					100			GW	...(100') – minor olivine fragments, abundant GRAVELS.	
		0.69				110			SW/GW	Pale olive (5Y6/3), well-graded, coarse GRAVELLY SAND to SANDY GRAVEL with abundant SHISTOSE and GRANITIC CLASTS and weathered ARCOSIC SAND.	
	8:45					120				...(116') – more GRAVEL, less SAND than above.	
	8:50	0.71				130					
	9:18					140				...(139'–143') – GRAVELLY lens.	
	9:22	0.61				150			SW/GW	Light yellowish brown (2.5Y 6/3), well-graded, medium to coarse GRAVELLY SAND to SANDY GRAVEL with minor fine and medium SAND.	
	9:55					160					
	10:07	0.34				170			SM	Light olive brown (2.5Y 5/4), moderatly sorted, medium to coarse SILTY SAND with GRAVEL and minor CLAY.	
	11:05					180				...(173') – GRAVELLY lens.	
	11:09	0.38				190				...(180') – GRAVEL is poorly sorted.	
	12:02					200				...(195') – increase in CLAY content.	
	13:00										

CONTINUED ON NEXT PAGE

The data presented on this log is a simplification of actual conditions encountered and applies only at the location of this boring and at the time of drilling. Subsurface conditions may differ at other locations and may change with the passage of time.

GeoLogic Associates
Boring Log

BORING NO.: F-36

JOB NO.: 2013.0090
SITE LOCATION: MONTGOMERY AVE./N. MAPLE AVE., FONTANA, CA
DRILLING METHOD: ARCH/MUD ROTARY
CONTRACTOR: NATIONAL EXPLORATION, WELLS & PUMPS
LOGGED BY: T. SATTERFIELD/J. SAPP, CHG/K. WELCHANS/J. ORECHWA

DATE STARTED: 8/21/15
DATE FINISHED: 9/01/15
ELEVATION: NA
NORTHING: ~1866985
EASTING: ~6740905

GW DEPTH: Variable
TOTAL DEPTH: 610 feet

DATE	TIME	RATE, FT/MIN	BLOW COUNT	SAMPLE SIZE, INCHES	SAMPLE TYPE/NO.	DEPTH IN FEET	ELEVATION IN FEET	MATERIAL SYMBOL	USCS/GEOLOGIC FORMATION	DESCRIPTION	COMMENTS
8/25	13:00					200			SM	...same as above.	
									SM	Light olive brown (2.5Y 5/3), very fine to very coarse SILTY SAND with fine to course GRAVEL.	
		0.42				210			ML	Light olive brown (2.5Y 5/4) CLAYEY SILT with fine to medium SAND.	
									SM	Light olive brown (2.5Y 5/4), poorly sorted, very fine to very coarse SILTY SAND.	
	13:48									...(217') – some GRAVEL and minor CLAY.	
	13:54					220					
		0.32				230					
	14:57										
	15:07					240					
		0.23								...(245') – increase in CLAY, decrease in GRAVEL content.	
	15:50										
8/26	8:14					250					
		0.37							CL	Light olive brown (2.5Y 5/4) SANDY CLAY with minor GRAVEL.	
	8:41										
	8:47					260					
		0.74				270			CL	Light olive brown (2.5Y 5/6), very fine to medium SANDY CLAY.	
									SW	Light olive brown (2.5Y 5/4), very fine to very coarse, well-graded GRAVELLY SAND with CLAY.	
	9:14										
	9:18					280			GC	Light brown (2.5Y 5/4) CLAYEY GRAVEL.	
									SC	Light olive brown (2.5Y 5/4), well-graded CLAYEY SAND with minor GRAVEL.	
		0.63				290					
	9:50										
	9:56					300					

CONTINUED ON NEXT PAGE

The data presented on this log is a simplification of actual conditions encountered and applies only at the location of this boring and at the time of drilling. Subsurface conditions may differ at other locations and may change with the passage of time.

GeoLogic Associates
Boring Log

BORING NO.: F-36

JOB NO.: 2013.0090
SITE LOCATION: MONTGOMERY AVE./N. MAPLE AVE., FONTANA, CA
DRILLING METHOD: ARCH/MUD ROTARY
CONTRACTOR: NATIONAL EXPLORATION, WELLS & PUMPS
LOGGED BY: T. SATTERFIELD/J. SAPP, CHG/K. WELCHANS/J. ORECHWA

DATE STARTED: 8/21/15
DATE FINISHED: 9/01/15
ELEVATION: NA
NORTHING: ~1866985
EASTING: ~6740905

GW DEPTH: Variable
TOTAL DEPTH: 610 feet

DATE	TIME	RATE, FT/MIN	BLOW COUNT	SAMPLE SIZE, INCHES	SAMPLE TYPE/NO.	DEPTH IN FEET	ELEVATION IN FEET	MATERIAL SYMBOL	USCS/GEOLOGIC FORMATION	DESCRIPTION	COMMENTS
8/26	9:56					300			SC	...same as above.	
		0.29				310				...(310') – increase in GRAVEL content.	
	11:04								CL	Light olive brown (2.5Y 5/4) SANDY CLAY with GRAVEL.	
	11:12					320			SC	Light olive brown (2.5Y 5/4) CLAYEY SAND with GRAVEL.	
		0.38				330			SM	Light olive brown (2.5Y 5/4), well-sorted, very fine to fine SILTY SAND with minor CLAY. ...(330') – some minor GRAVEL.	
	12:05										
	13:04					340			SC	Light olive brown (2.5Y 5/4), very fine to coarse CLAYEY SAND.	
		0.23				350			CL	light olive brown (2.5Y 5/6) SANDY CLAY.	
	14:30								SW	Light olive brown (2.5Y 5/4), very fine to coarse SAND with minor CLAY and GRAVEL.	
	14:36					360					
		0.27				370			CL	Light olive Brown (2.5Y 5/4), poorly graded, fine SANDY CLAY. ...(370') – same as above. ...(375') – well-graded.	
	15:49										
8/27	8:39					380					
		0.15				390					
	10:55										
	11:00					400				...(400') – increase in SAND content.	

CONTINUED ON NEXT PAGE

The data presented on this log is a simplification of actual conditions encountered and applies only at the location of this boring and at the time of drilling. Subsurface conditions may differ at other locations and may change with the passage of time.

GeoLogic Associates
Boring Log

BORING NO.: F-36

JOB NO.: 2013.0090
SITE LOCATION: MONTGOMERY AVE./N. MAPLE AVE., FONTANA, CA
DRILLING METHOD: ARCH/MUD ROTARY
CONTRACTOR: NATIONAL EXPLORATION, WELLS & PUMPS
LOGGED BY: T. SATTERFIELD/J. SAPP, CHG/K. WELCHANS/J. ORECHWA

DATE STARTED: 8/21/15
DATE FINISHED: 9/01/15
ELEVATION: NA
NORTHING: ~1866985
EASTING: ~6740905

GW DEPTH: Variable
TOTAL DEPTH: 610 feet

DATE	TIME	RATE, FT/MIN	BLOW COUNT	SAMPLE SIZE, INCHES	SAMPLE TYPE/NO.	DEPTH IN FEET	ELEVATION IN FEET	MATERIAL SYMBOL	USCS/GEOLOGIC FORMATION	DESCRIPTION	COMMENTS
8/27	11:00					400			CL	...(400') – increase in SAND content.	
									SW	Light olive brown (2.5Y 5/4), well-graded, very fine to very coarse SAND with minor GRAVEL and CLAY.	
		0.14				410			SC	Light olive brown (2.5Y 5/4), well-graded, very fine to very coarse CLAYEY SAND with minor fine GRAVEL. ...(415') – GRAVEL absent.	
	13:26										
	13:32					420				...(420') – decrease in CLAY content.	
		0.14				430				...(430') – increase in CLAY content.	
	16:00					440					
8/28	8:08								CL	Light olive brown (2.5Y 5/4), poorly graded SANDY CLAY; mostly fines.	
		0.19				450					
	9:55					460					
	10:02										
		0.22				470					
	11:33					480					
	11:38										
		0.13				490					
	14:15					500					
8/30	10:05										

CONTINUED ON NEXT PAGE

The data presented on this log is a simplification of actual conditions encountered and applies only at the location of this boring and at the time of drilling. Subsurface conditions may differ at other locations and may change with the passage of time.

GeoLogic Associates
Boring Log

BORING NO.: F-36

JOB NO.: 2013.0090
SITE LOCATION: MONTGOMERY AVE./N. MAPLE AVE., FONTANA, CA
DRILLING METHOD: ARCH/MUD ROTARY
CONTRACTOR: NATIONAL EXPLORATION, WELLS & PUMPS
LOGGED BY: T. SATTERFIELD/J. SAPP, CHG/K. WELCHANS/J. ORECHWA

DATE STARTED: 8/21/15
DATE FINISHED: 9/01/15
ELEVATION: NA
NORTHING: ~1866985
EASTING: ~6740905

GW DEPTH: Variable
TOTAL DEPTH: 610 feet

DATE	TIME	RATE, FT/MIN	BLOW COUNT	SAMPLE SIZE, INCHES	SAMPLE TYPE/NO.	DEPTH IN FEET	ELEVATION IN FEET	MATERIAL SYMBOL	USCS/GEOLOGIC FORMATION	DESCRIPTION	COMMENTS
8/30	10:05					500			CL	...same as above.	
										...(505'-525') - same as above.	
		0.13				510					
	12:38					520					
						530				...(530') - grades to a fine grained SANDY CLAY.	
										...(535'-570') - same as above.	
	14:20										...(537') - rig jumpy.
	14:23					540					
		0.02				550					
	9:01					560					
9/01	9:07										
		0.19				570					
										...(575') - grades to a fine to medium grained SANDY CLAY.	
	10:50					580					
	10:56									...(580'-585') - same as above.	
						590				...(590') - decrease in CLAY content.	
		0.24									
						600			SC	Grades to well-graded, fine to coarse CLAYEY SAND.	

CONTINUED ON NEXT PAGE

The data presented on this log is a simplification of actual conditions encountered and applies only at the location of this boring and at the time of drilling. Subsurface conditions may differ at other locations and may change with the passage of time.

GeoLogic Associates
Boring Log

BORING NO.: F-36

JOB NO.: 2013.0090
SITE LOCATION: MONTGOMERY AVE./N. MAPLE AVE., FONTANA, CA
DRILLING METHOD: ARCH/MUD ROTARY
CONTRACTOR: NATIONAL EXPLORATION, WELLS & PUMPS
LOGGED BY: T. SATTERFIELD/J. SAPP, CHG/K. WELCHANS/J. ORECHWA

DATE STARTED: 8/21/15
DATE FINISHED: 9/01/15
ELEVATION: NA
NORTHING: ~1866985
EASTING: ~6740905

GW DEPTH: Variable
TOTAL DEPTH: 610 feet

DATE	TIME	RATE, FT/MIN	BLOW COUNT	SAMPLE SIZE, INCHES	SAMPLE TYPE/NO.	DEPTH IN FEET	ELEVATION IN FEET	MATERIAL SYMBOL	USCS/GEOLOGIC FORMATION	DESCRIPTION	COMMENTS
9/01	13:02					600			SC	Grades to well-graded, fine to coarse CLAYEY SAND.	
						610				Notes: 1. Total depth of boring 610 feet. 2. Groundwater level measured at 419.78' bgs in the shallow and at 420.99' bgs in the deep well casing on 9/28/15. 3. Monitoring well F-36 constructed in borehole (see Monitoring Well Completion Summary).	
						620					
						630					
						640					
						650					
						660					
						670					
						680					
						690					
						700					

The data presented on this log is a simplification of actual conditions encountered and applies only at the location of this boring and at the time of drilling. Subsurface conditions may differ at other locations and may change with the passage of time.

GeoLogic Associates

MONITORING WELL COMPLETION SUMMARY

WELL NO.: **F–36**

JOB NO.: 2013.0090
PROJECT: MVSL WELLS F–35 AND F–36 INSTALLATION
LOCATION: MONTGOMERY AVE. AND N. MAPLE AVE., FONTANA, CA
INSPECTOR: J. ORECHWA
CHECKED BY: J. SAPP, CHG

ELEVATION GROUND LEVEL: NA
ELEVATION TOP OF CASING: NA (Shallow); NA (Deep)
DATE STARTED: 8/21/15
DATE FINISHED: 9/09/15
TOTAL DEPTH: 470 and 580 feet

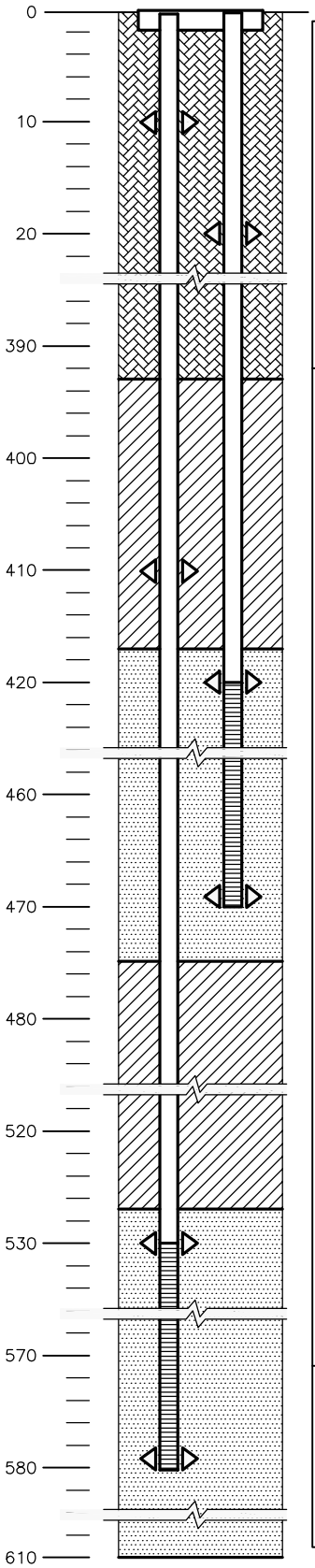

DRILLING SUMMARY:

Total Depth: 610 feet
Borehole diameter: 12–1/4"
Driller: NATIONAL EXPLORATION, WELLS & PUMPS

Rig: SPEEDSTAR 30K
Bit(s): TRI–CONE BUTTON & MILL TOOTH

Drilling Fluid: MUD

Protective Casing: 13–3/8" DRIVE CASING

WELL CONSTRUCTION DETAILS:

Casing: 3" ø virgin, factory–sealed, flush–threaded, Schedule 80 PVC. (From 0 to 420 feet and from 0 to 530 feet.)

Screen: 3" ø virgin, factory–sealed, flush–threaded, Schedule 80 PVC with 0.020–inch slots. (From 420 to 470 feet and from 530 to 580 feet.)

Filter Pack: #3 Monterey–type sand. (From 417 to 475 feet and from 527 to 610 feet.)

Bentonite Seal: CETCO Pure Gold medium bentonite chips. (From 393 to 417 feet and from 475 to 527 feet.)

Grout Seal: Neat, type II/V Portland cement grout with 5% bentonite by weight. (From 0 to 393 feet.)

Centralizer: Stainless steel. (At top and bottom of screen and every 40 feet of blank casing.)

WELL CONSTRUCTION LOG:

	Start Date	Start Time	Finish Date	Finish Time
Drilling:	8/21/15	15:15	9/01/15	13:02
Coring:	–	–	–	–
Ream:	–	–	–	–
Casing Install:	9/03/15	13:36	9/03/15	15:52
Filter Placement:	9/03/15	16:30	9/03/15	PM
Seal Placement: (Bentonite)	9/03/15	PM	9/03/15	PM
Seal Placement: (Grout)	9/04/15	AM	9/09/15	10:30

WELL DEVELOPMENT LOG:

	Date	Start Time	Finish Time
Predevelopment SWAB			
Bailing			
Pumping			

Total Gallons Removed:

STABILIZATION TEST DATA:

Gallons	pH	Spec. Cond. (µs/cm)	Temp (°F)

Comments:

Surface completion – flush to grade heavy duty vault made by CNI.

WELL MONITORING DATA:

Date	Time	Description	Corr.	Depth (feet)	SWL (fbgs)	By
9/28/15	AM	In shallow well after well construction	–	419.78	–	NEWP
9/28/15	AM	In deep well after well construction	–	420.09	–	NEWP

APPENDIX C

Geophysical Logs

PACIFIC SURVEYS

CALIPER
BOREHOLE VOLUMES

Job No.
20128

File No.

Company NATIONAL EWP
Well F-35
Field FONTANA
County SAN BERNARDINO State CA

Location:

SW CORNER OF WILLIAMS RD & RAYMOND CT.
GPS: N34o 06.973' W117o 24.465'

Sec. Twp. Rge.

Other Services:

ELOG
GR/LL3
CALIPER

Permanent Datum	G.L.	Elevation above perm. datum	Elevation
Log Measured From	G.L. 0'		K.B.
Drilling Measured From	G.L.		D.F.
			G.L.

Date	08-26-2015		
Run Number	ONE		
Depth Driller	610'		
Depth Logger	606'		
Bottom Logged Interval	606'		
Top Log Interval	30'		
Casing Driller	14" @ 20'		
Casing Logger	20'		
Bit Size	12.25"		
Type Fluid in Hole	BENTONITE		
Density / Viscosity	10.6 | 36		
pH / Fluid Loss	N/A		
Source of Sample	PIT		
Rm @ Meas. Temp	6.42 @ 75F		
Rmf @ Meas. Temp	6.18 @ 75F		
Rmc @ Meas. Temp	N/A		
Source of Rmf / Rmc	MEAS		
Rm @ BHT	N/A		
Time Circulation Stopped	2 HRS		
Time Logger on Bottom	16:30		
Max. Recorded Temperature	N/A		
Equipment Number	PS-5		
Location	L.A.		
Recorded By	RIDDER		
Witnessed By			

<<< Fold Here >>>

All interpretations are opinions based on inferences from electrical or other measurements and we cannot and do not guarantee the accuracy or correctness of any interpretation, and we shall not, except in the case of gross or willful negligence on our part, be liable or responsible for any loss, costs, damages, or expenses incurred or sustained by anyone resulting from any interpretation made by any of our officers, agents or employees. These interpretations are also subject to our general terms and conditions set out in our current Price Schedule.

Comments

Calibration Report

Database File 20128.db
Dataset Pathname CAL
Dataset Creation Wed Aug 26 18:12:21 2015

Temperature Calibration Report

Serial Number:	GRPH_SHORT		
Tool Model:	GRPH_CAL		
Performed:	Tue Jan 21 14:11:28 2014		
	Reference		Reading
Low Reference:	4.00	degF	2417.00cps
High Reference:	8.00	degF	5700.00cps
Gain:	0.00		
Offset:	1.06		
Delta Spacing	1		

XY Caliper Calibration Report

Serial Number/Model:	Short-Comprobe
Performed:	Sat Aug 09 16:17:59 2014

	Ring		X Caliper		Y Caliper	
1:	4	in	1000.32	cps	1000.32	cps
2:	6	in	1609.48	cps	1609.48	cps
3:	8	in	2417.53	cps	2417.53	cps
4:	10	in	3266.45	cps	3266.46	cps
5:	16	in	5700	cps	5700	cps
6:	24	in	9014.71	cps	9014.71	cps
7:		in		cps		cps
8:		in		cps		cps
9:		in		cps		cps
10:		in		cps		cps

Database File	20128.db
Dataset Pathname	CAL
Presentation Format	xyc_gph
Dataset Creation	Wed Aug 26 18:12:21 2015
Charted by	Depth in Feet scaled 1:240

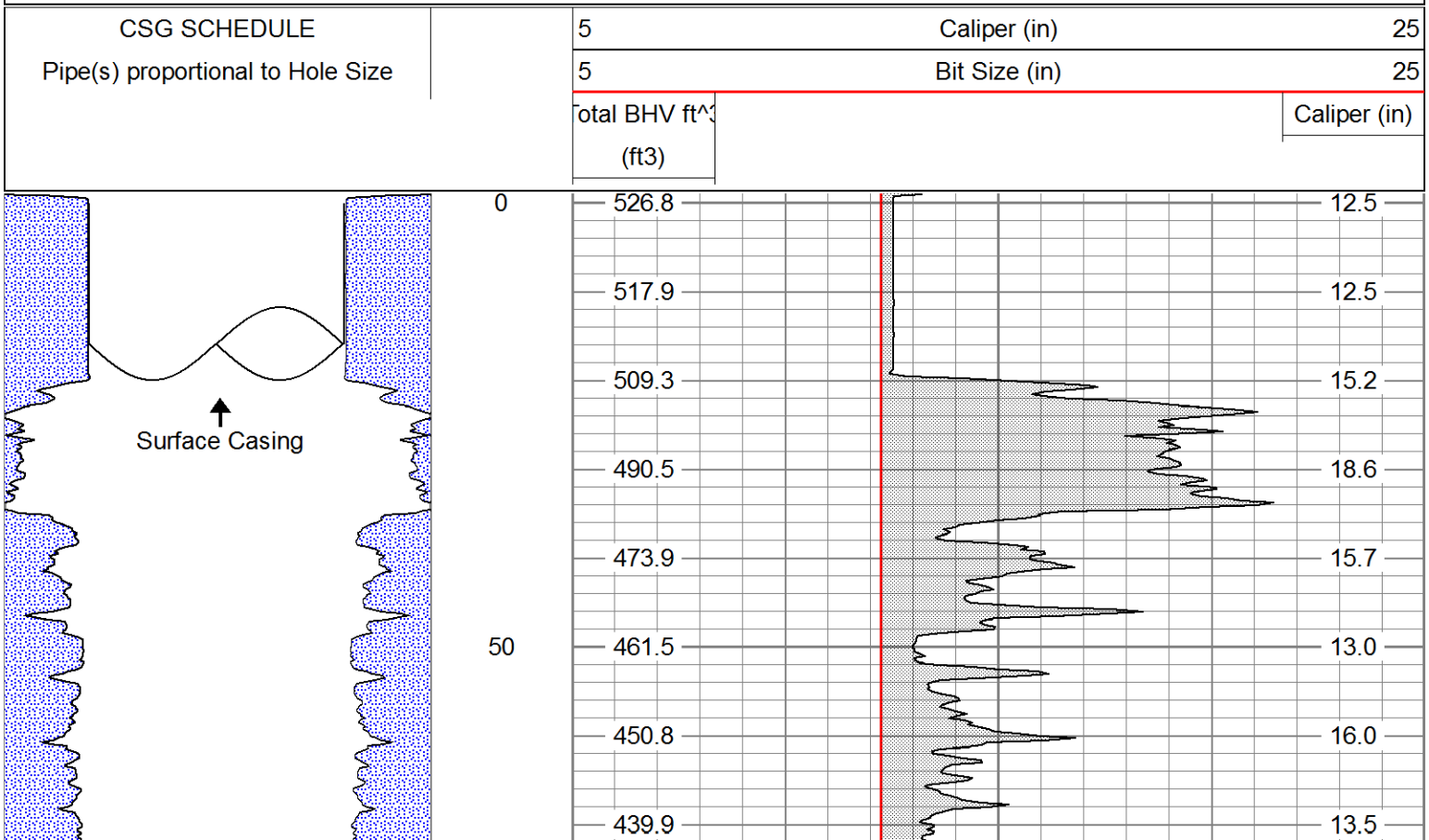

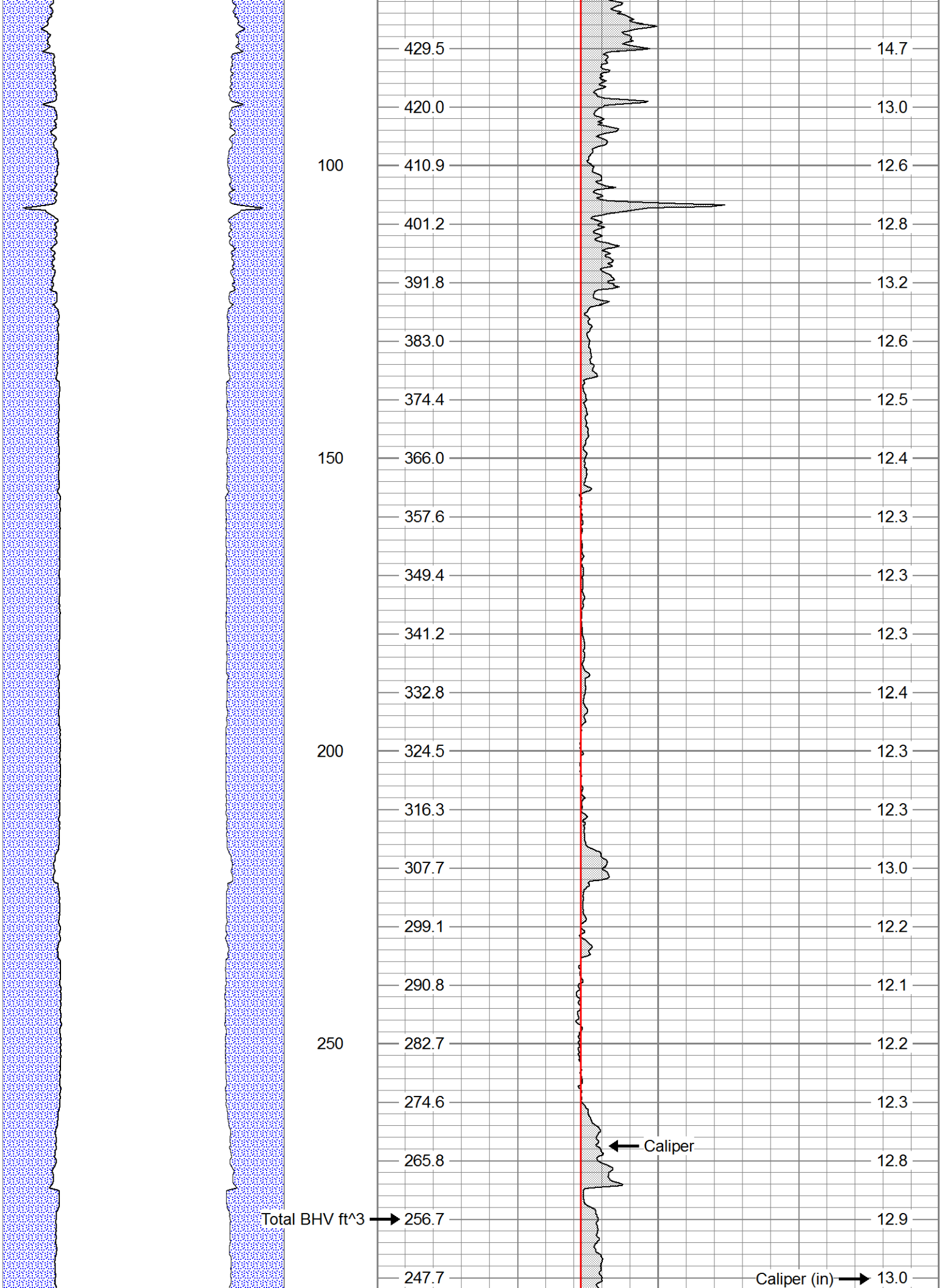
429.5
420.0
100
410.9
401.2
391.8
383.0
374.4
150
366.0
357.6
349.4
341.2
332.8
200
324.5
316.3
307.7
299.1
290.8
250
282.7
274.6
Caliper
265.8
Total BHV ft^3
256.7
247.7
14.7
13.0
12.6
12.8
13.2
12.6
12.5
12.4
12.3
12.3
12.3
12.4
12.3
12.3
13.0
12.2
12.1
12.2
12.3
12.8
12.9
Caliper (in)
13.0

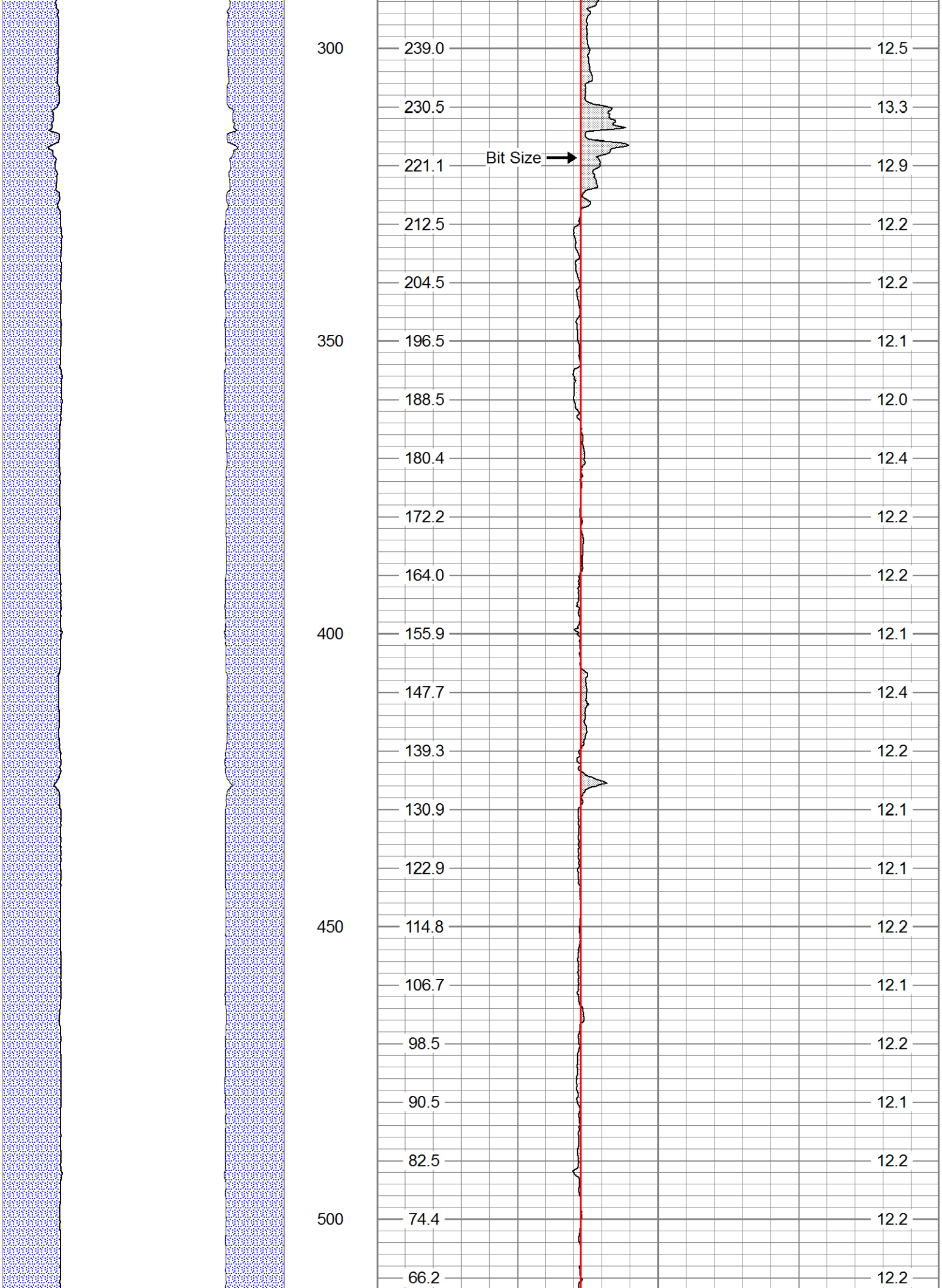
300
350
400
450
500
239.0
230.5
221.1
212.5
204.5
196.5
188.5
180.4
172.2
164.0
155.9
147.7
139.3
130.9
122.9
114.8
106.7
98.5
90.5
82.5
74.4
66.2
Bit Size
12.5
13.3
12.9
12.2
12.2
12.1
12.0
12.4
12.2
12.2
12.1
12.4
12.2
12.1
12.1
12.2
12.1
12.2
12.1
12.2
12.2
12.2

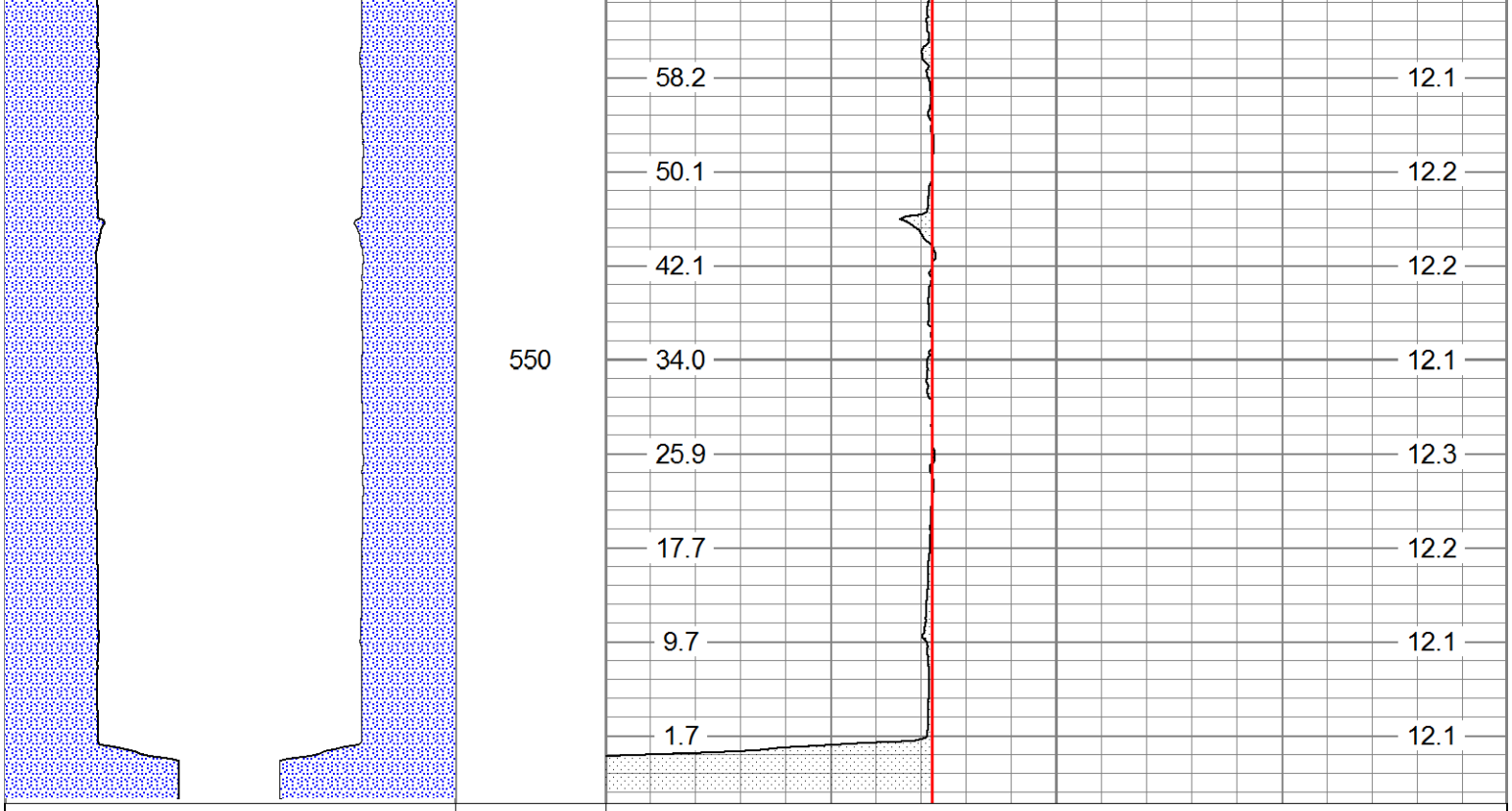

CSG SCHEDULE		5	Caliper (in)	25
Pipe(s) proportional to Hole Size		5	Bit Size (in)	25
		Total BHV ft^3 (ft3)		Caliper (in)

PACIFIC SURVEYS

ELECTRIC LOG
LATEROLOG 3
GAMMA-RAY

Job No.
20128

File No.

Company NATIONAL EWP
Well F-35
Field FONTANA
County SAN BERNARDINO State CA

Location:

SW CORNER OF WILLIAMS RD & RAYMOND CT.
GPS: N34o 06.973' W117o 24.465'

Sec. Twp. Rge.

Other Services:

GR/LL3
SONIC/VDL
CALIPER

Permanent Datum	G.L.	Elevation above perm. datum	Elevation
Log Measured From	G.L. 0'		K.B.
Drilling Measured From	G.L.		D.F.
			G.L.

Date	08-26-2015		
Run Number	ONE		
Depth Driller	610'		
Depth Logger	606'		
Bottom Logged Interval	606'		
Top Log Interval	30'		
Casing Driller	14" @ 20'		
Casing Logger	20'		
Bit Size	12.25"		
Type Fluid in Hole	BENTONITE		
Density / Viscosity	10.6 | 36		
pH / Fluid Loss	N/A		
Source of Sample	PIT		
Rm @ Meas. Temp	6.42 @ 75F		
Rmf @ Meas. Temp	6.18 @ 75F		
Rmc @ Meas. Temp	N/A		
Source of Rmf / Rmc	MEAS		
Rm @ BHT	N/A		
Time Circulation Stopped	2 HRS		
Time Logger on Bottom	16:30		
Max. Recorded Temperature	N/A		
Equipment Number	PS-5		
Location	L.A.		
Recorded By	RIDDER		
Witnessed By			

<<< Fold Here >>>

All interpretations are opinions based on inferences from electrical or other measurements and we cannot and do not guarantee the accuracy or correctness of any interpretation, and we shall not, except in the case of gross or willful negligence on our part, be liable or responsible for any loss, costs, damages, or expenses incurred or sustained by anyone resulting from any interpretation made by any of our officers, agents or employees. These interpretations are also subject to our general terms and conditions set out in our current Price Schedule.

Comments

Calibration Report

Database File 20128.db
Dataset Pathname ELOG4
Dataset Creation Wed Aug 26 16:37:20 2015

ELOG Calibration Report

Serial:	D4
Model:	DTQ
Shop Calibration Performed:	Tue Mar 03 16:25:53 2015
Before Survey Verification Performed:	Tue Mar 03 16:22:41 2015
After Survey Verification Performed:	Tue Mar 03 16:23:12 2015

Shop Calibration

	Readings			References			Results	
	Zero	Cal		Zero	Cal		Gain	Offset
Short	9.332	100.892		10.200	102.200	Ohm-m	1.005	0.823
Long	9.764	99.525		10.200	102.200	Ohm-m	1.025	-17.000
IEE	220.940	8904.920	counts	0.242	9.746	A		
VSN	68.200	10148.760	counts	1.301	193.575	V		
VLN	87.620	2572.260	counts	1.671	49.063	V		

Before Survey Verification

	Readings			References			Results	
	Zero	Cal		Zero	Cal		Gain	Offset
Short	26.077	101.434		27.475	101.439	Ohm-m	0.982	1.879
Long	144.935	102.833		102.842	102.842	Ohm-m	0.911	9.170
IEE	221.720	8915.120	counts	0.243	9.757	A		
VSN	64.960	10159.840	counts	1.239	193.787	V		
VLN	90.260	2575.000	counts	1.722	49.115	V		

After Survey Verification

	Readings			References			Results	
	Zero	Cal		Zero	Cal		Gain	Offset
Short	25.938	101.430		26.077	101.434	Ohm-m	0.998	0.186
Long	144.084	102.829		102.833	102.833	Ohm-m	1.021	-2.108
IEE	222.980	8921.480	counts	0.244	9.764	A		
VSN	64.980	10166.720	counts	1.239	193.918	V		
VLN	90.240	2576.740	counts	1.721	49.148	V		

After Survey Verification compared to Before Survey Calibration

	Zero			Cal		
	Before	After		Before	After	
Short	27.475	26.077	Ohm-m	101.439	101.434	Ohm-m
Long	141.193	144.935	Ohm-m	102.842	102.833	Ohm-m

Gamma Ray Calibration Report

Serial Number:	D4	
Tool Model:	ELOG	
Performed:	Tue Mar 03 16:50:57 2015	
Calibrator Value:	162.0	GAPI
Background Reading:	124.7	cps
Calibrator Reading:	352.0	cps
Sensitivity:	0.7129	GAPI/cps

Database File	20128.db
Dataset Pathname	ELOG4
Presentation Format	elog
Dataset Creation	Wed Aug 26 16:37:20 2015
Charted by	Depth in Feet scaled 1:240

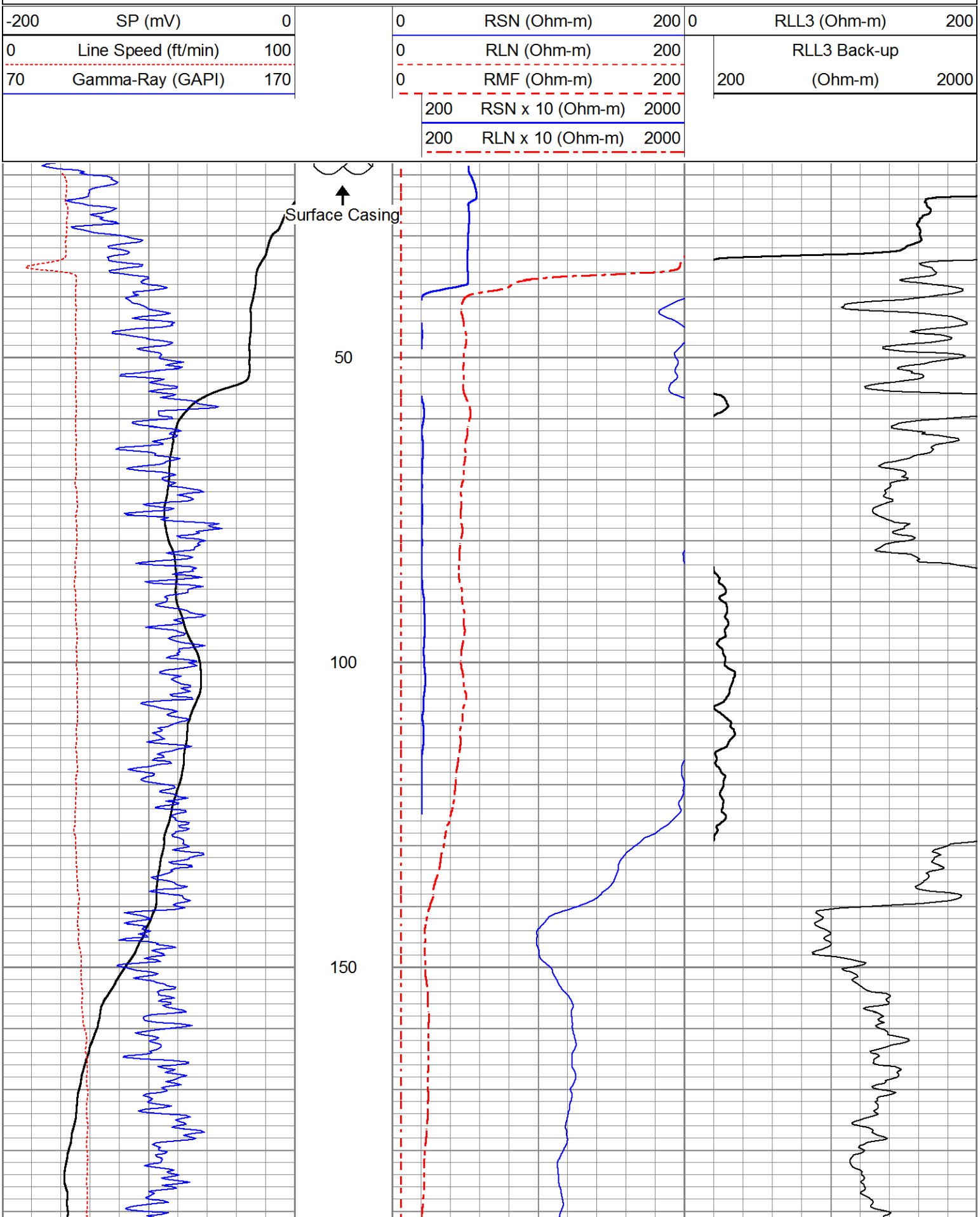

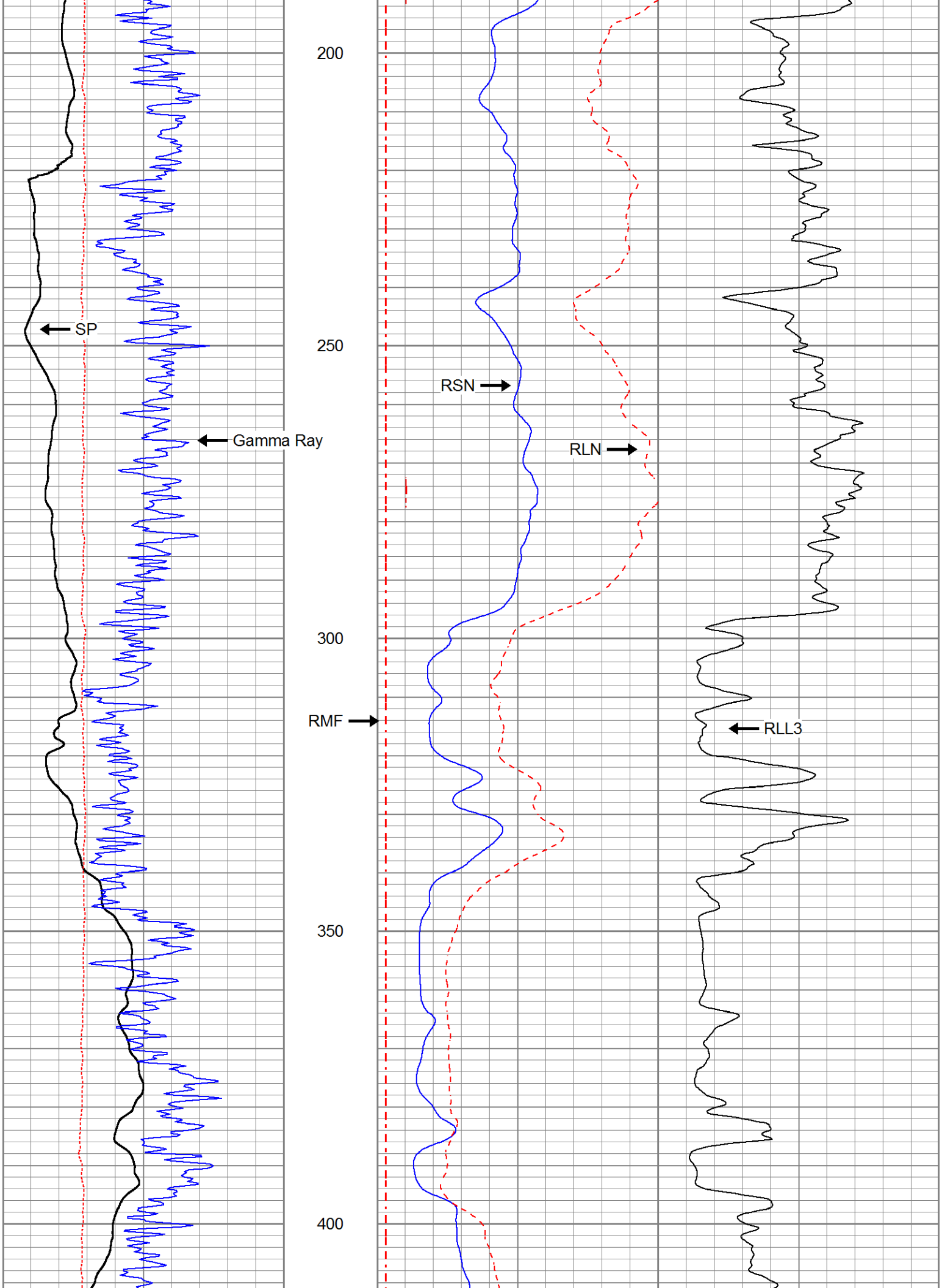
200
250
300
350
400
SP
Gamma Ray
RSN
RLN
RMF
RLL3

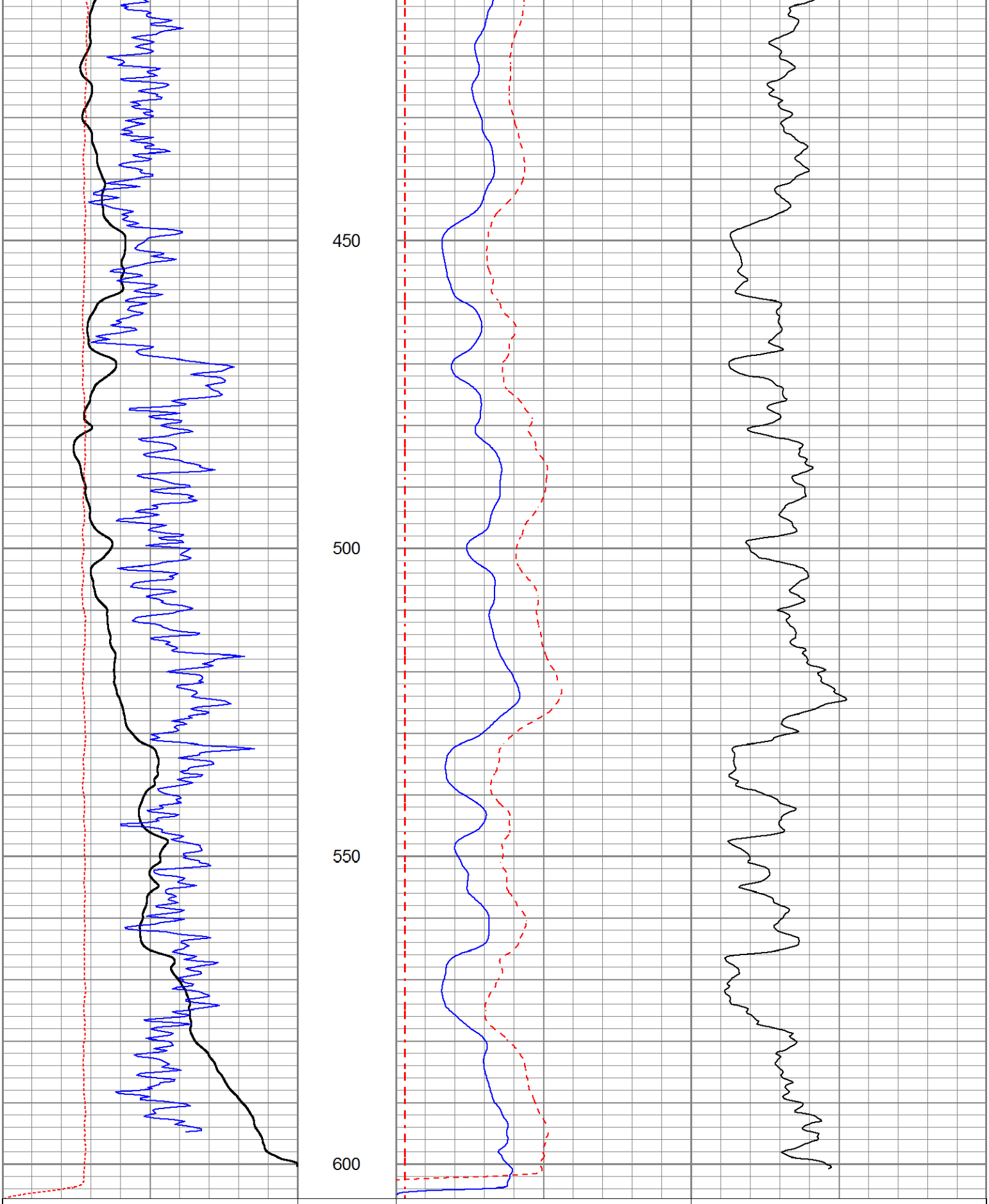

-200	SP (mV)	0
0	Line Speed (ft/min)	100
70	Gamma-Ray (GAPI)	170

0	RSN (Ohm-m)	200
0	RLN (Ohm-m)	200
0	RMF (Ohm-m)	200
200	RSN x 10 (Ohm-m)	2000
200	RLN x 10 (Ohm-m)	2000

0	RLL3 (Ohm-m)	200
200	RLL3 Back-up (Ohm-m)	2000

PACIFIC SURVEYS

LATEROLOG 3
GAMMA-RAY

Job No.
20128

File No.

Company NATIONAL EWP
Well F-35
Field FONTANA
County SAN BERNARDINO State CA

Location:

SW CORNER OF WILLIAMS RD & RAYMOND CT.
GPS: N34o 06.973' W117o 24.465'

Sec. Twp. Rge.

Other Services:

ELOG
SONIC/VDL
CALIPER

Permanent Datum	G.L.	Elevation above perm. datum	Elevation
Log Measured From	G.L. 0'		K.B.
Drilling Measured From	G.L.		D.F.
			G.L.

Date	08-26-2015		
Run Number	ONE		
Depth Driller	610'		
Depth Logger	606'		
Bottom Logged Interval	606'		
Top Log Interval	30'		
Casing Driller	14" @ 20'		
Casing Logger	20'		
Bit Size	12.25"		
Type Fluid in Hole	BENTONITE		
Density / Viscosity	10.6 | 36		
pH / Fluid Loss	N/A		
Source of Sample	PIT		
Rm @ Meas. Temp	6.42 @ 75F		
Rmf @ Meas. Temp	6.18 @ 75F		
Rmc @ Meas. Temp	N/A		
Source of Rmf / Rmc	MEAS		
Rm @ BHT	N/A		
Time Circulation Stopped	2 HRS		
Time Logger on Bottom	16:30		
Max. Recorded Temperature	N/A		
Equipment Number	PS-5		
Location	L.A.		
Recorded By	RIDDER		
Witnessed By			

<<< Fold Here >>>

All interpretations are opinions based on inferences from electrical or other measurements and we cannot and do not guarantee the accuracy or correctness of any interpretation, and we shall not, except in the case of gross or willful negligence on our part, be liable or responsible for any loss, costs, damages, or expenses incurred or sustained by anyone resulting from any interpretation made by any of our officers, agents or employees. These interpretations are also subject to our general terms and conditions set out in our current Price Schedule.

Comments

Calibration Report

Database File 20128.db
Dataset Pathname LL3
Dataset Creation Wed Aug 26 17:09:16 2015

Gamma Ray Calibration Report

Serial Number:	12	
Tool Model:	GROH	
Performed:	Tue Mar 03 17:16:15 2015	
Calibrator Value:	162.0	GAPI
Background Reading:	42.6	
Calibrator Reading:	166.7	
Sensitivity:	1.3055	GAPI/

RLL3 (Resistivity Laterolog 3) Calibration Report:

Serial Number:	130
Tool Model:	M&W
Performed:	Tue Mar 03 17:09:57 2015

System Reading	Calibration Reference	
0.003	2.500	Ohm-m
0.007	5.000	
0.068	50.000	
0.358	250.000	
0.707	500.000	

Database File	20128.db
Dataset Pathname	LL3
Presentation Format	guard
Dataset Creation	Wed Aug 26 17:09:16 2015
Charted by	Depth in Feet scaled 1:240

70	Gamma-Ray (GAPI)	170	0	RSN (Ohm-m)	200	
			0	RLN (Ohm-m)	200	
			0	RMF (Ohm-m)	200	
			0	RLL3 (Ohm-m)	200	
			200	RLL3 x 10 (Ohm-m)	2000	
			200	RSN x 10 (Ohm-m)	2000	
			200	RLN x 10 (Ohm-m)	2000	

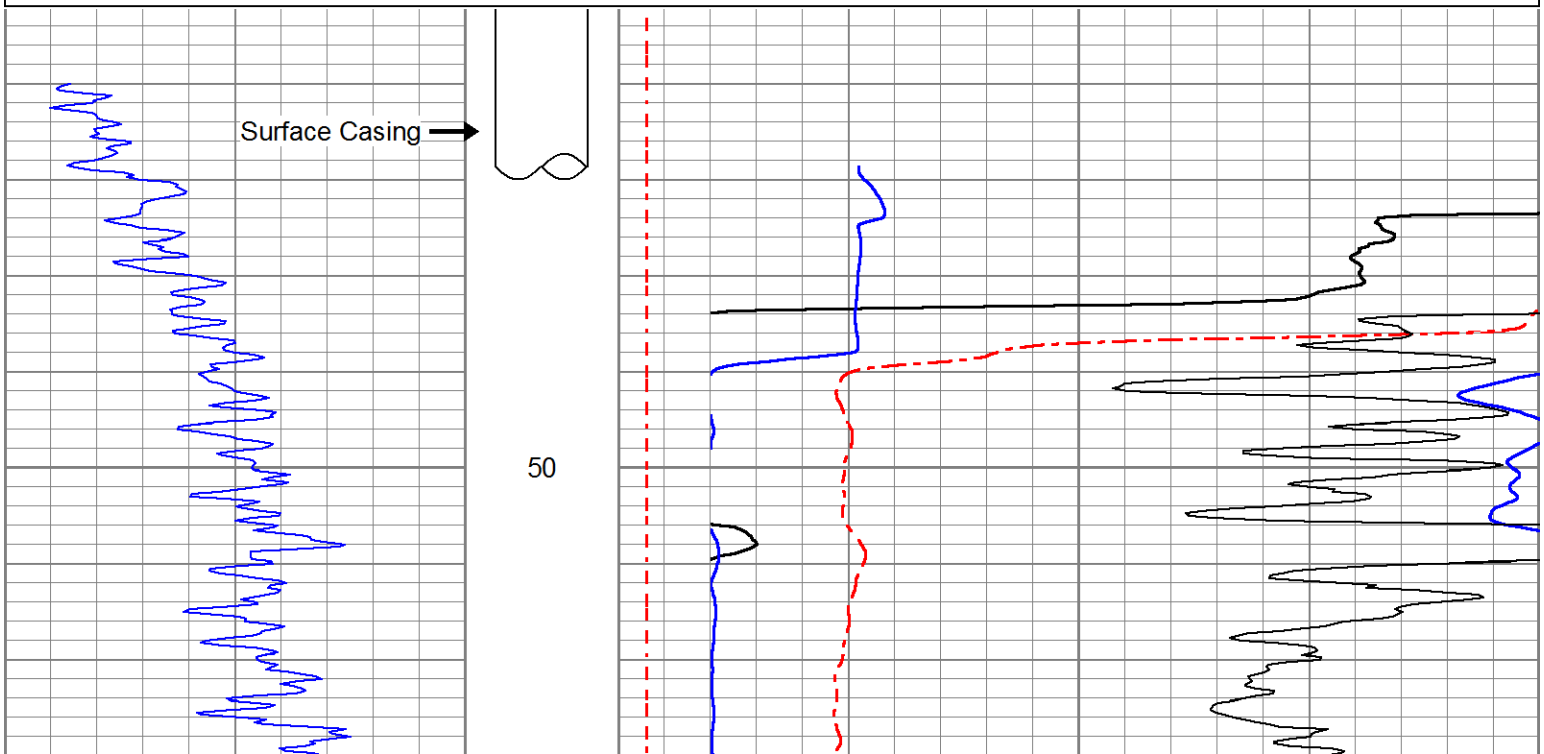

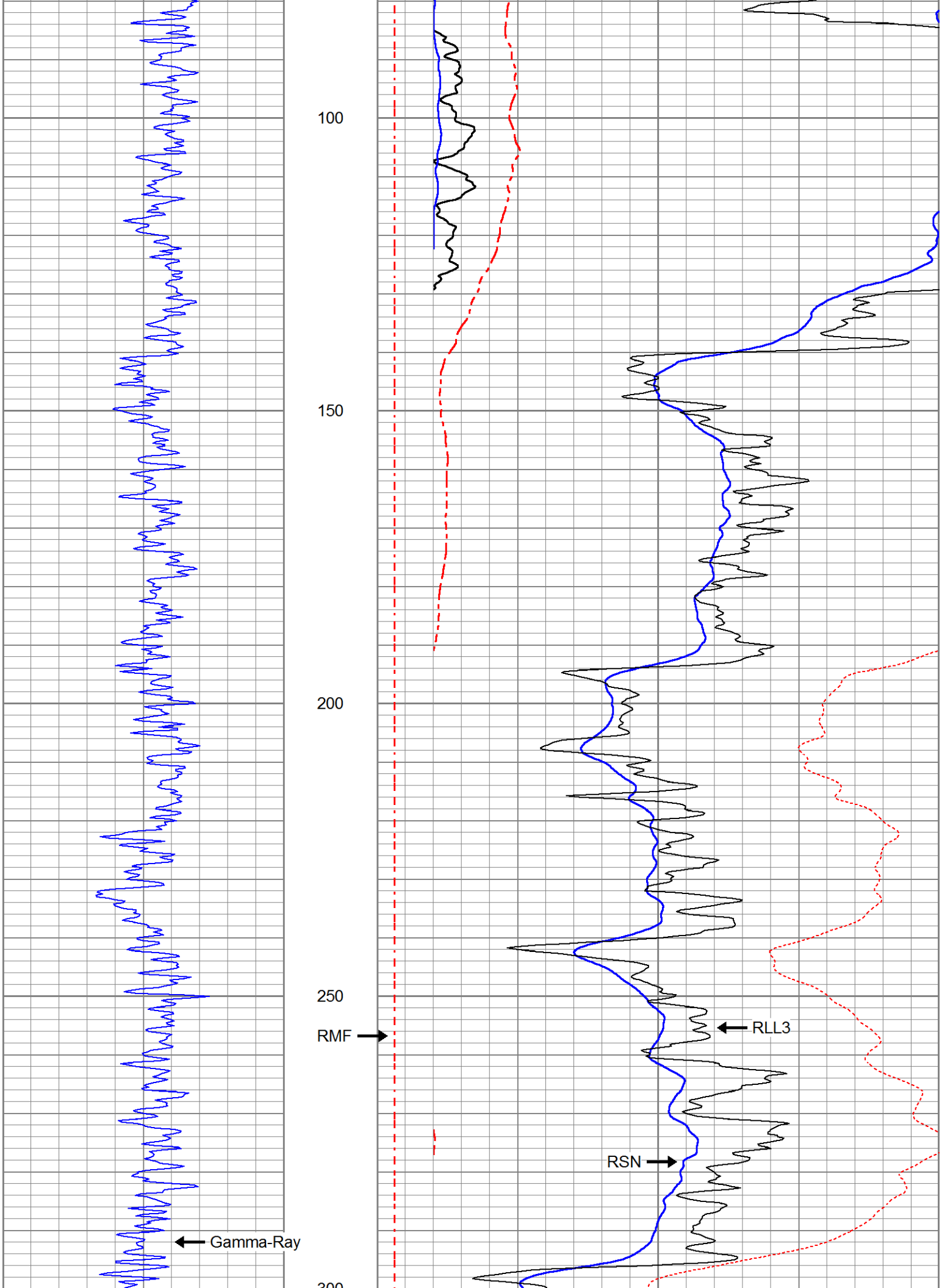
100
150
200
250
RMF
RLL3
RSN
Gamma-Ray

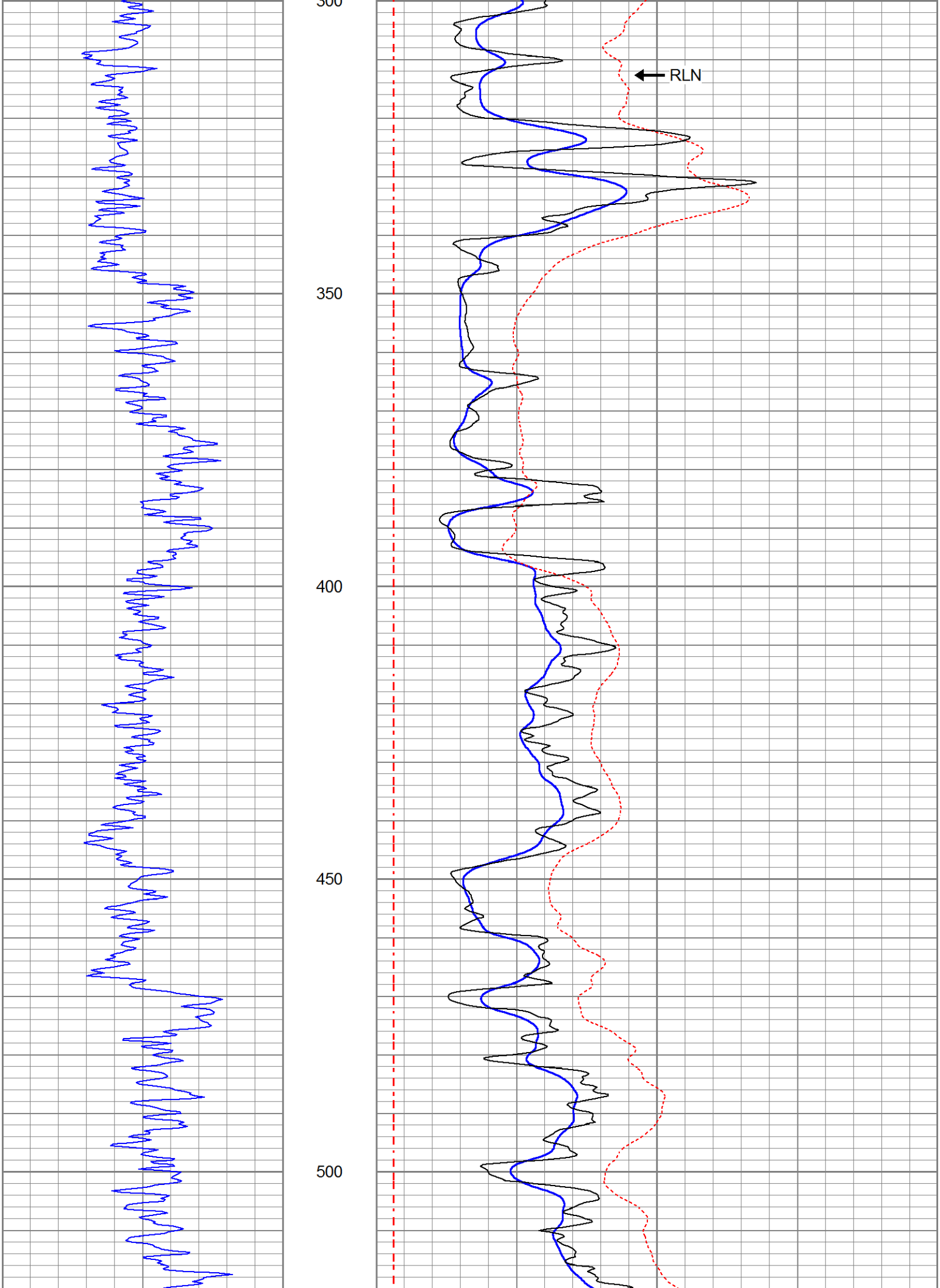
300
350
400
450
500
RLN

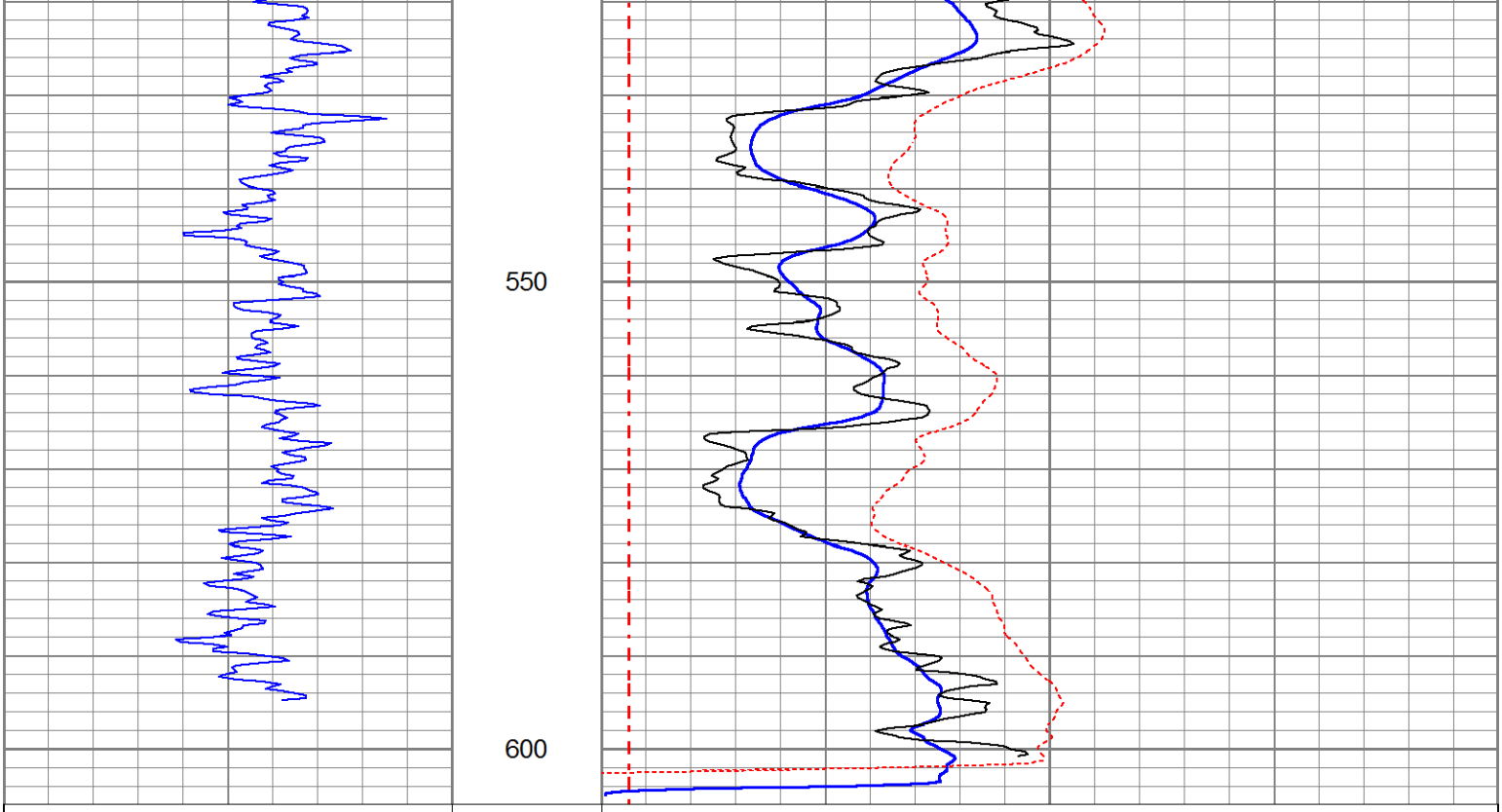

70	Gamma-Ray (GAPI)	170
0	RSN (Ohm-m)	200
0	RLN (Ohm-m)	200
0	RMF (Ohm-m)	200
0	RLL3 (Ohm-m)	200
200	RLL3 x 10 (Ohm-m)	2000
200	RSN x 10 (Ohm-m)	2000
200	RLN x 10 (Ohm-m)	2000

PACIFIC SURVEYS

SONIC VELOCITY VARIABLE DENSITY

Job No.
20128

File No.

Company NATIONAL EWP
Well F-35
Field FONTANA
County SAN BERNARDINO State CA

Location:

SW CORNER OF WILLIAMS RD & RAYMOND CT.
GPS: N34o 06.973' W117o 24.465'

Sec. Twp. Rge.

Other Services:

ELOG
GR/LL3
CALIPER

Permanent Datum	G.L.	Elevation above perm. datum	Elevation
Log Measured From	G.L. 0'		K.B.
Drilling Measured From	G.L.		D.F.
			G.L.

Date	08-26-2015		
Run Number	ONE		
Depth Driller	610'		
Depth Logger	606'		
Bottom Logged Interval	606'		
Top Log Interval	30'		
Casing Driller	14" @ 20'		
Casing Logger	20'		
Bit Size	12.25"		
Type Fluid in Hole	BENTONITE		
Density / Viscosity	10.6 | 36		
pH / Fluid Loss	N/A		
Source of Sample	PIT		
Rm @ Meas. Temp	6.42 @ 75F		
Rmf @ Meas. Temp	6.18 @ 75F		
Rmc @ Meas. Temp	N/A		
Source of Rmf / Rmc	MEAS		
Rm @ BHT	N/A		
Time Circulation Stopped	2 HRS		
Time Logger on Bottom	16:30		
Max. Recorded Temperature	N/A		
Equipment Number	PS-5		
Location	L.A.		
Recorded By	RIDDER		
Witnessed By			

<<< Fold Here >>>

All interpretations are opinions based on inferences from electrical or other measurements and we cannot and do not guarantee the accuracy or correctness of any interpretation, and we shall not, except in the case of gross or willful negligence on our part, be liable or responsible for any loss, costs, damages, or expenses incurred or sustained by anyone resulting from any interpretation made by any of our officers, agents or employees. These interpretations are also subject to our general terms and conditions set out in our current Price Schedule.

Comments

Database File 20128.db
Dataset Pathname SONIC
Presentation Format slt
Dataset Creation Wed Aug 26 17:40:39 2015
Charted by Depth in Feet scaled 1:240

240	Delta Time (usec/ft)	40	ITT	500	Variable Density 5 ft	1500	500	Variable Density 5 ft	1500
70	Gamma-Ray (GAPI)	170	5 (msec) 0	0	RLL3 (Ohm-m)	200			
				200	RLL3 back-up (Ohm-m)	2000			

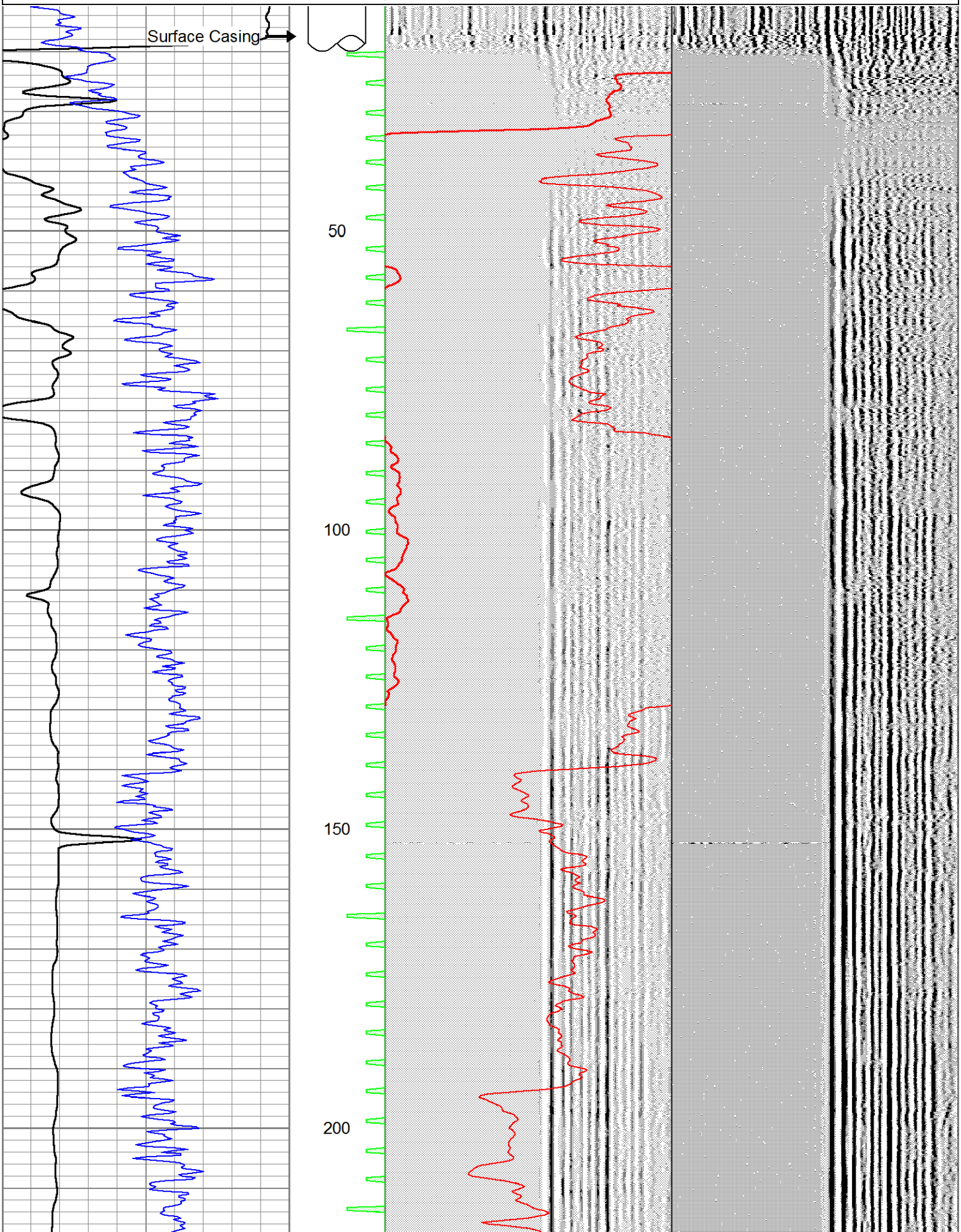

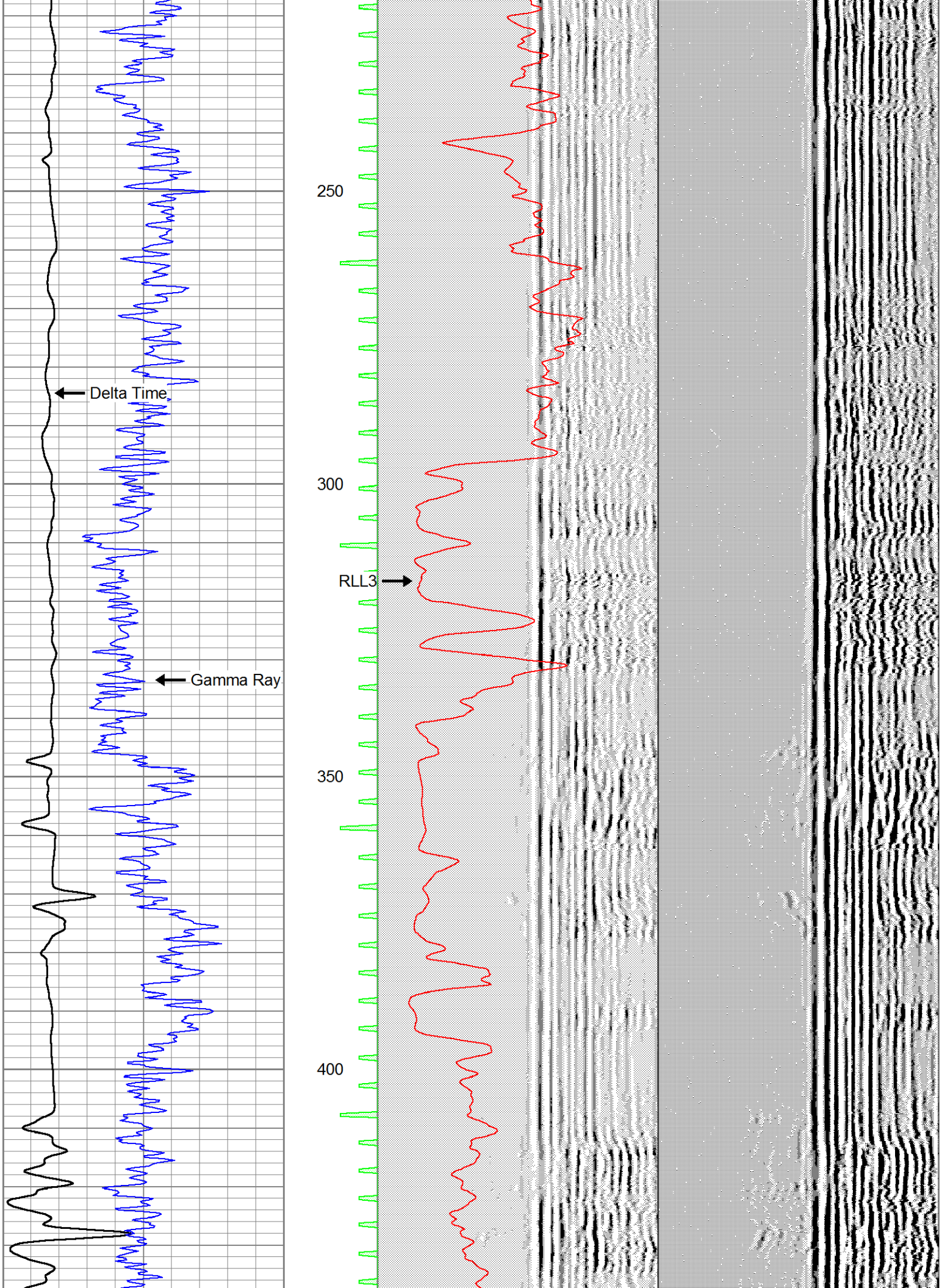
Delta Time
Gamma Ray
250
300
RLL3
350
400

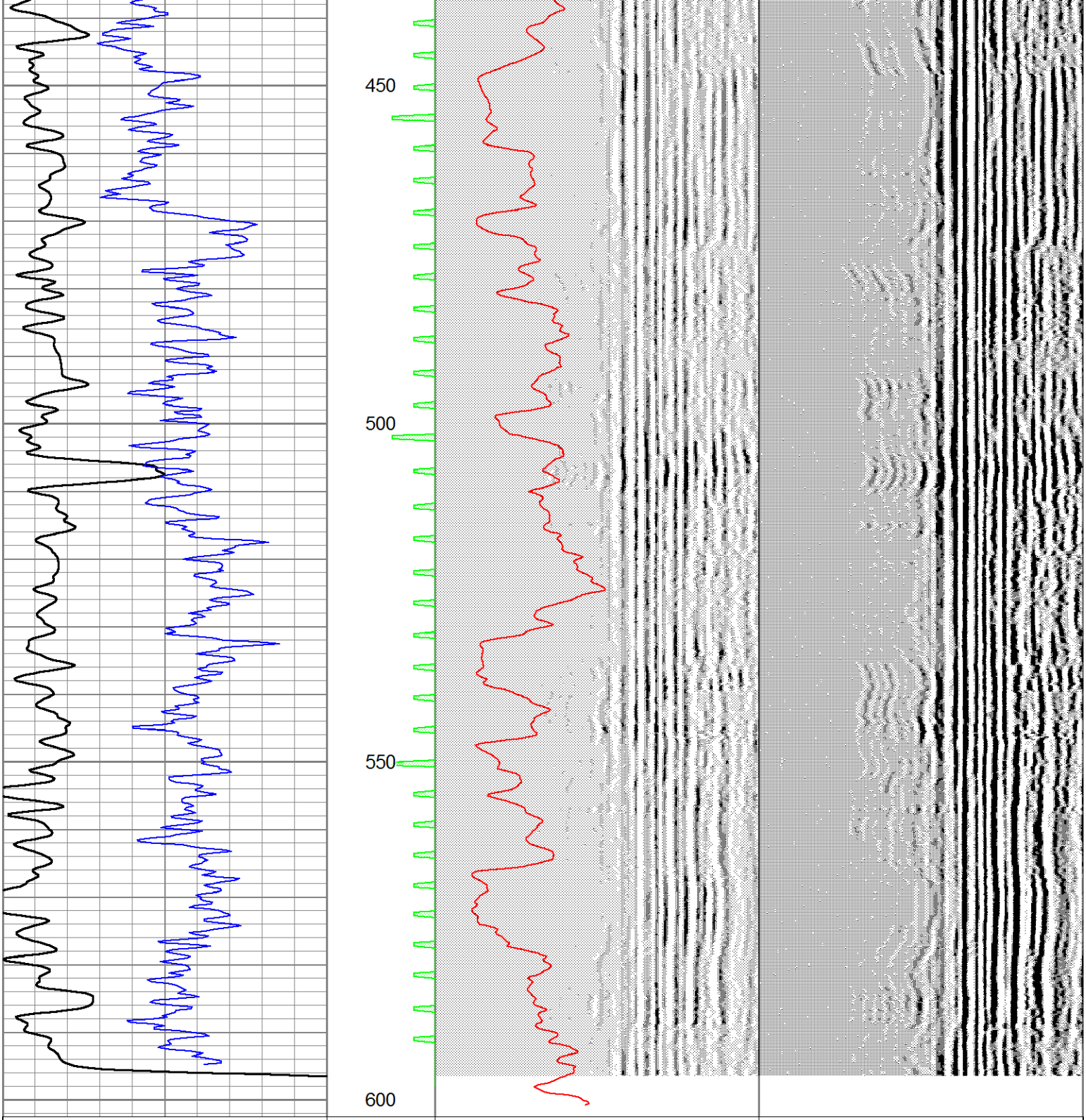

240	Delta Time (usec/ft)	40	ITT	500	Variable Density 5 ft	1500	500	Variable Density 5 ft	1500
70	Gamma-Ray (GAPI)	170	5 (msec) 0	0	RLL3 (Ohm-m)	200			
				200	RLL3 back-up (Ohm-m)	2000			

PACIFIC SURVEYS

CALIPER
BOREHOLE VOLUME

Job No.
20215

File No.

Company	NATIONAL EWP
Well	F-36
Field	FONTANA
County	SAN BERNARDINO State CA

Location:

SW CONER OF MAPLE AVE & MONTGOMERY AVE
GPS: N34o 07.202' W117o 24.342'

Sec. Twp. Rge.

Other Services:

ELOG
GR/LL3
SONIC/VDL

Permanent Datum	G.L.	Elevation above perm. datum	Elevation
Log Measured From	G.L. 0'		K.B.
Drilling Measured From	G.L.		D.F.
			G.L.

Date	09/01/2015		
Run Number	ONE		
Depth Driller	610'		
Depth Logger	610.6'		
Bottom Logged Interval	610.6'		
Top Log Interval	0'		
Casing Driller	13" @ 30'		
Casing Logger	30'		
Bit Size	12.25"		
Type Fluid in Hole	BENTONITE		
Density / Viscosity	9.6 / 37		
pH / Fluid Loss	7.0 / 7.0		
Source of Sample	PIT		
Rm @ Meas. Temp	10.25 @ 75 F		
Rmf @ Meas. Temp	10.21 @ 75 F		
Rmc @ Meas. Temp	N/A		
Source of Rmf / Rmc	MEASURE		
Rm @ BHT	N/A		
Time Circulation Stopped	2 HRS		
Time Logger on Bottom	4:50 PM		
Max. Recorded Temperature	N/A		
Equipment Number	PS-3		
Location	LA		
Recorded By	AFOH		
Witnessed By	J. ORECHWA		

<< Fold Here >>>

All interpretations are opinions based on inferences from electrical or other measurements and we cannot and do not guarantee the accuracy or correctness of any interpretation, and we shall not, except in the case of gross or willful negligence on our part, be liable or responsible for any loss, costs, damages, or expenses incurred or sustained by anyone resulting from any interpretation made by any of our officers, agents or employees. These interpretations are also subject to our general terms and conditions set out in our current Price Schedule.

Comments

Calibration Report

Database File 20215.db
Dataset Pathname run2/cal.2
Dataset Creation Tue Sep 01 19:38:31 2015

Temperature Calibration Report

Serial Number:	PS-1_Short		
Tool Model:	Short_GPH		
Performed:	Tue Sep 01 13:18:14 2015		
	Reference		Reading
Low Reference:	1.50	degF	430.89 cps
High Reference:	7.00	degF	1431.27cps
Gain:	0.01		
Offset:	-0.87		
Delta Spacing	1		

XY Caliper Calibration Report

Serial Number/Model:	PS_1_Short-Comprobe
Performed:	Fri Jul 10 10:00:55 2015

	Ring		X Caliper		Y Caliper	
1:	2.1	in	344.508	cps	344.508	cps
2:	3	in	430.892	cps	430.892	cps
3:	5.75	in	693.255	cps	693.255	cps
4:	8	in	899.249	cps	899.249	cps
5:	12.25	in	1297.2	cps	1297.2	cps
6:	14	in	1431.27	cps	1431.27	cps
7:	20	in	2015.12	cps	2015.12	cps
8:		in		cps		cps
9:		in		cps		cps
10:		in		cps		cps

Database File	20215.db
Dataset Pathname	run2/cal.2
Presentation Format	xyc_gph
Dataset Creation	Tue Sep 01 19:38:31 2015
Charted by	Depth in Feet scaled 1:240

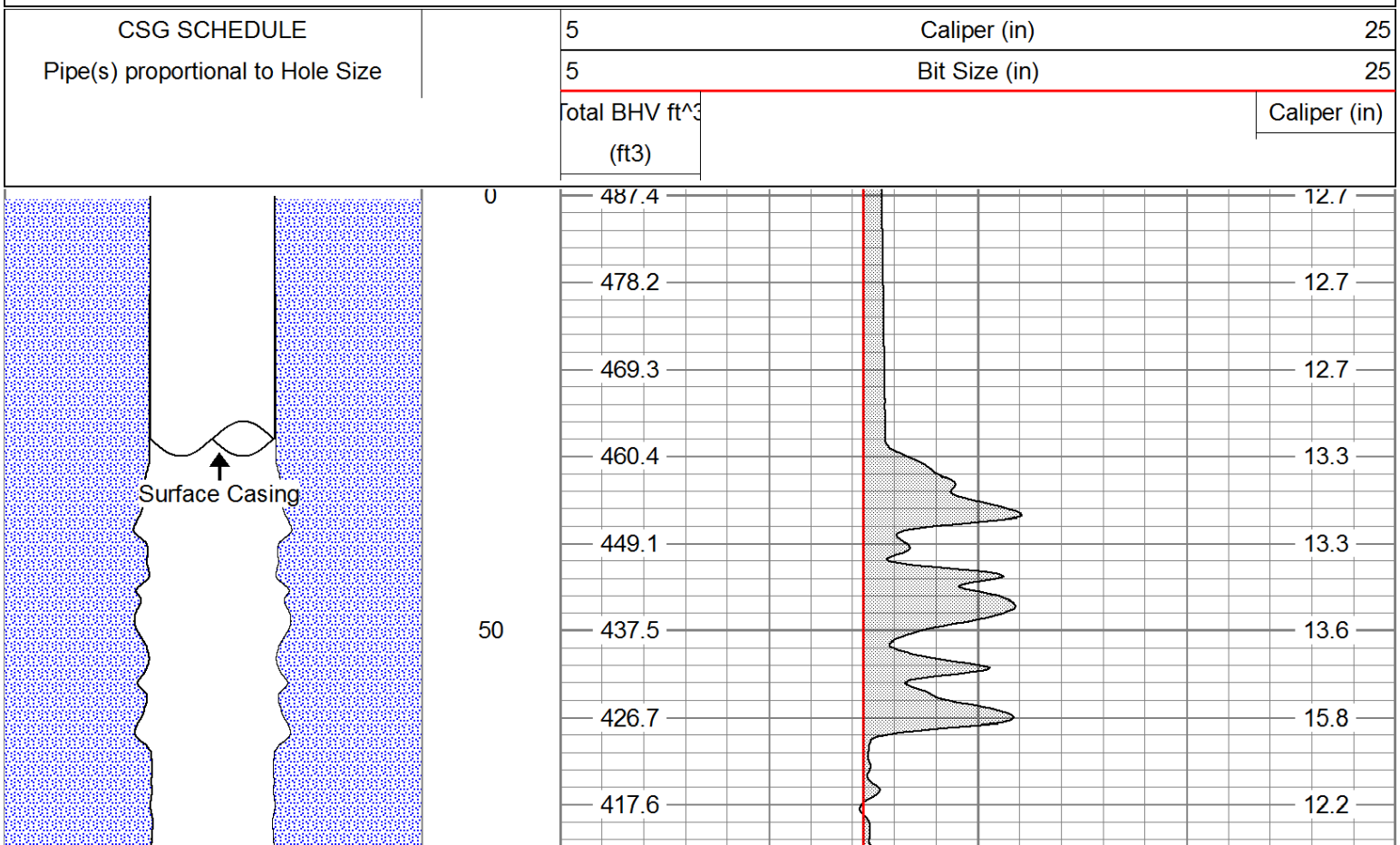

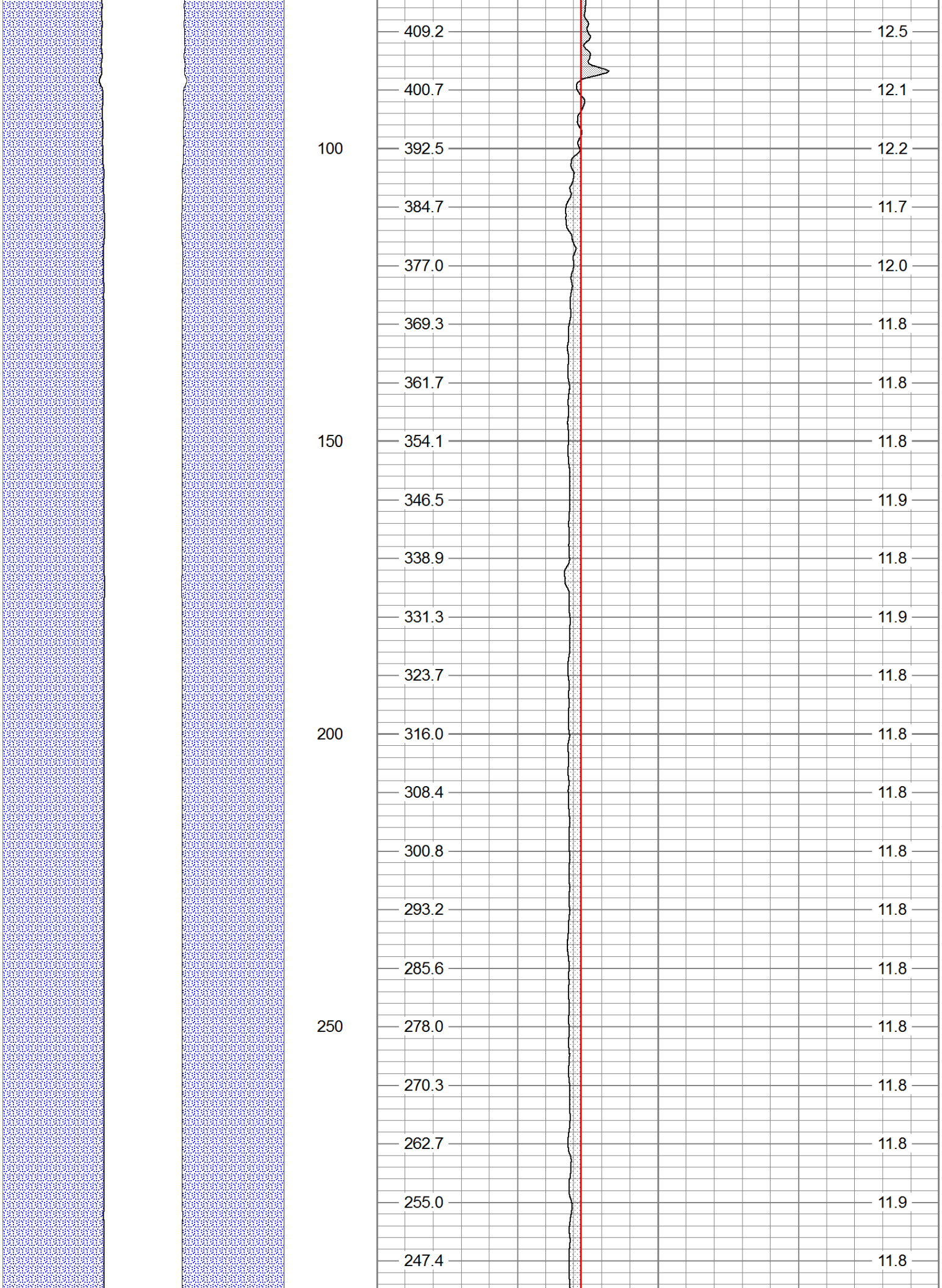
100
150
200
250
409.2
400.7
392.5
384.7
377.0
369.3
361.7
354.1
346.5
338.9
331.3
323.7
316.0
308.4
300.8
293.2
285.6
278.0
270.3
262.7
255.0
247.4
12.5
12.1
12.2
11.7
12.0
11.8
11.8
11.8
11.9
11.8
11.9
11.8
11.8
11.8
11.8
11.8
11.8
11.8
11.9
11.8

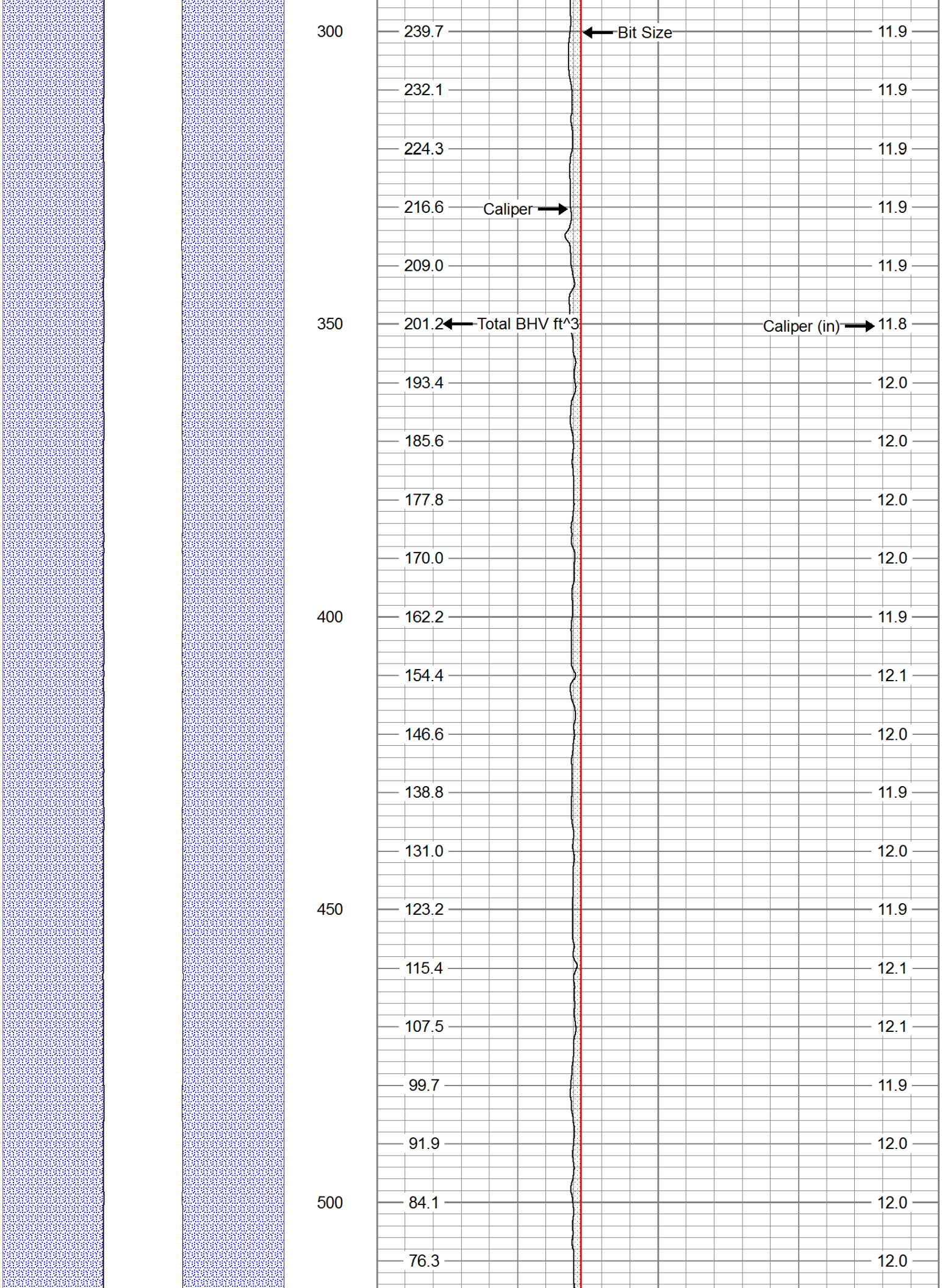
300
350
400
450
500
239.7
232.1
224.3
216.6
209.0
201.2
193.4
185.6
177.8
170.0
162.2
154.4
146.6
138.8
131.0
123.2
115.4
107.5
99.7
91.9
84.1
76.3
Bit Size
Caliper
Total BHV ft^3
Caliper (in)
11.9
11.9
11.9
11.9
11.9
11.8
12.0
12.0
12.0
12.0
11.9
12.1
12.0
11.9
12.0
11.9
12.1
12.1
11.9
12.0
12.0
12.0

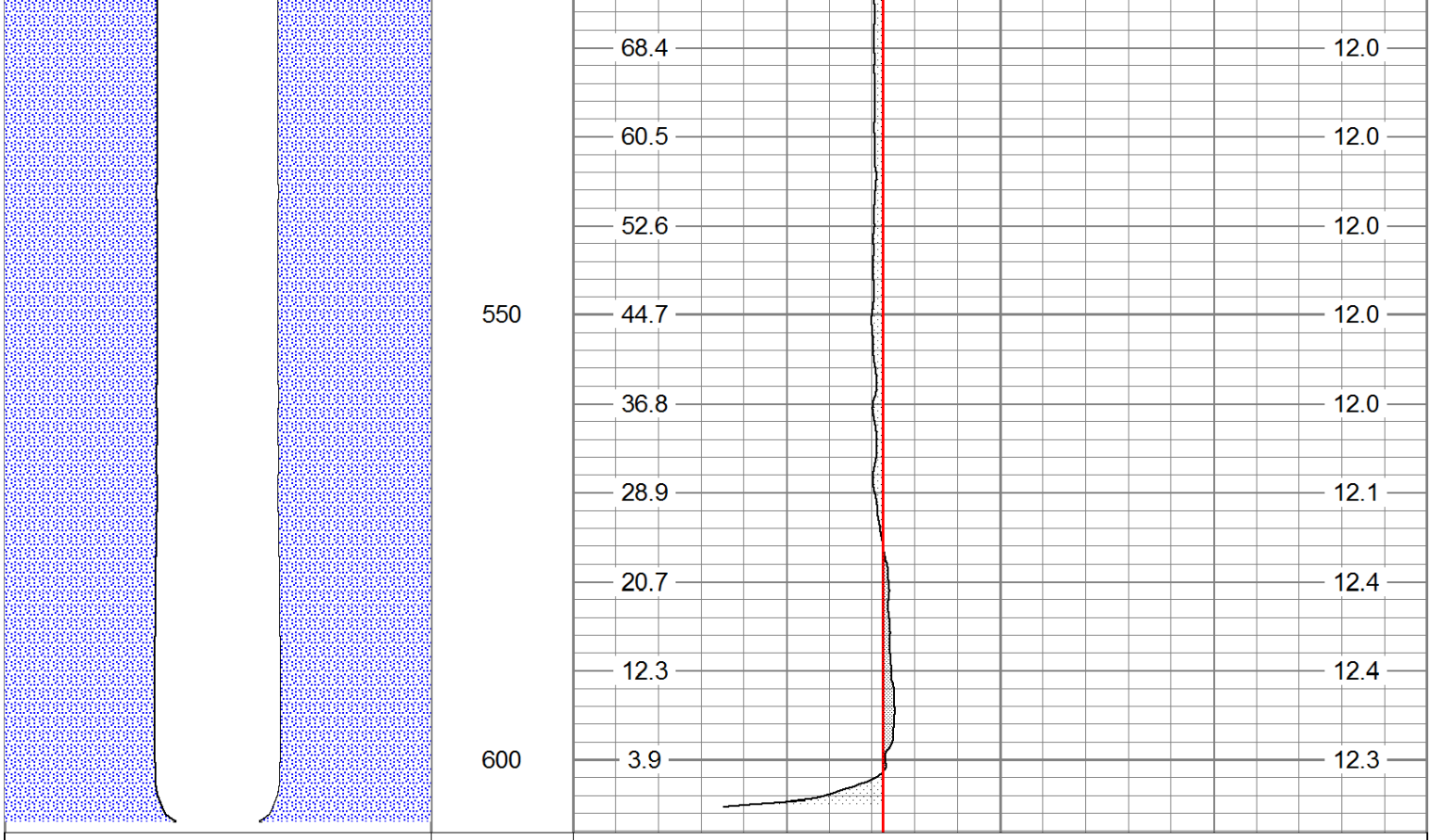

CSG SCHEDULE	5	Caliper (in)	25
Pipe(s) proportional to Hole Size	5	Bit Size (in)	25
	Total BHV ft^3 (ft3)		Caliper (in)

PACIFIC SURVEYS

ELECTRIC LOG
LATEROLOG 3
GAMMA-RAY

Job No.
20215

File No.

Company NATIONAL EWP

Well F-36

Field FONTANA

County SAN BERNARDINO State CA

Location:

SW CONER OF MAPLE AVE & MONTGOMERY AVE
GPS: N34o 07.202' W117o 24.342'

Sec. Twp. Rge.

Other Services:

GR/LL3
SONIC/VDL
CALIPER

Permanent Datum	G.L.	Elevation above perm. datum	Elevation
Log Measured From	G.L. 0'		K.B.
Drilling Measured From	G.L.		D.F.
			G.L.

Date	09/01/2015		
Run Number	ONE		
Depth Driller	610'		
Depth Logger	610.6'		
Bottom Logged Interval	610.6'		
Top Log Interval	10'		
Casing Driller	13" @ 30'		
Casing Logger	30'		
Bit Size	12.25"		
Type Fluid in Hole	BENTONITE		
Density / Viscosity	9.6 / 37		
pH / Fluid Loss	7.0 / 7.0		
Source of Sample	PIT		
Rm @ Meas. Temp	10.25 @ 75 F		
Rmf @ Meas. Temp	10.21 @ 75 F		
Rmc @ Meas. Temp	N/A		
Source of Rmf / Rmc	MEASURE		
Rm @ BHT	N/A		
Time Circulation Stopped	2 HRS		
Time Logger on Bottom	4:50 PM		
Max. Recorded Temperature	N/A		
Equipment Number	PS-3		
Location	LA		
Recorded By	AFOH		
Witnessed By	J. ORECHWA		

<< Fold Here >>>

All interpretations are opinions based on inferences from electrical or other measurements and we cannot and do not guarantee the accuracy or correctness of any interpretation, and we shall not, except in the case of gross or willful negligence on our part, be liable or responsible for any loss, costs, damages, or expenses incurred or sustained by anyone resulting from any interpretation made by any of our officers, agents or employees. These interpretations are also subject to our general terms and conditions set out in our current Price Schedule.

Comments

Calibration Report

Database File 20215.db
Dataset Pathname elog
Dataset Creation Tue Sep 01 16:51:42 2015

ELOG Calibration Report

Serial:	D4
Model:	DTQ
Shop Calibration Performed:	Mon Mar 30 10:32:35 2015
Before Survey Verification Performed:	Mon Mar 23 10:37:38 2015
After Survey Verification Performed:	Mon Mar 23 10:38:13 2015

Shop Calibration

	Readings			References			Results	
	Zero	Cal		Zero	Cal		Gain	Offset
Short	9.423	100.698		10.200	102.200	Ohm-m	1.008	0.702
Long	8.755	98.412		10.200	102.200	Ohm-m	1.026	-17.500
IEE	69.140	5711.920	counts	0.076	6.251	A		
VSN	247.000	6467.860	counts	4.711	123.367	V		
VLN	109.360	1654.780	counts	2.086	31.563	V		

Before Survey Verification

	Readings			References			Results	
	Zero	Cal		Zero	Cal		Gain	Offset
Short	110.291	99.892		321.538	99.789	Ohm-m	21.324	-2030.320
Long	6888.360	102.596		1061.050	104.793	Ohm-m	0.141	90.335
IEE	11.960	4282.200	counts	0.013	4.686	A		
VSN	14.820	4805.900	counts	0.283	91.667	V		
VLN	231.400	1234.000	counts	4.414	23.537	V		

After Survey Verification

	Readings			References			Results	
	Zero	Cal		Zero	Cal		Gain	Offset
Short	118.676	99.901		110.291	99.892	Ohm-m	0.554	44.562
Long	7387.890	102.603		6888.360	102.596	Ohm-m	0.931	7.028
IEE	11.160	4281.840	counts	0.012	4.686	A		
VSN	14.880	4805.900	counts	0.284	91.667	V		
VLN	231.580	1233.980	counts	4.417	23.537	V		

After Survey Verification compared to Before Survey Calibration

	Zero			Cal		
	Before	After		Before	After	
Short	321.538	110.291	Ohm-m	99.789	99.892	Ohm-m
Long	1061.050	6888.360	Ohm-m	104.793	102.596	Ohm-m

Gamma Ray Calibration Report

Serial Number:	D4	
Tool Model:	ELOG	
Performed:	Mon Jan 19 16:17:16 2015	
Calibrator Value:	162.0	GAPI
Background Reading:	180.4	cps
Calibrator Reading:	582.8	cps
Sensitivity:	0.4026	GAPI/cps

Database File	20215.db
Dataset Pathname	elog
Presentation Format	elog_cwa
Dataset Creation	Tue Sep 01 16:51:42 2015
Charted by	Depth in Feet scaled 1:240

-230	SP (mV)	20
0	Line Speed (ft/min)	100
70	Gamma-Ray (GAPI)	170

0	RSN (Ohm-m)	200
0	RLN (Ohm-m)	200
0	RMF (Ohm-m)	200
200	RSN x 10 (Ohm-m)	2000
200	RLN x 10 (Ohm-m)	2000

0	RLL3 (Ohm-m)	200
200	RLL3 Back-up (Ohm-m)	2000

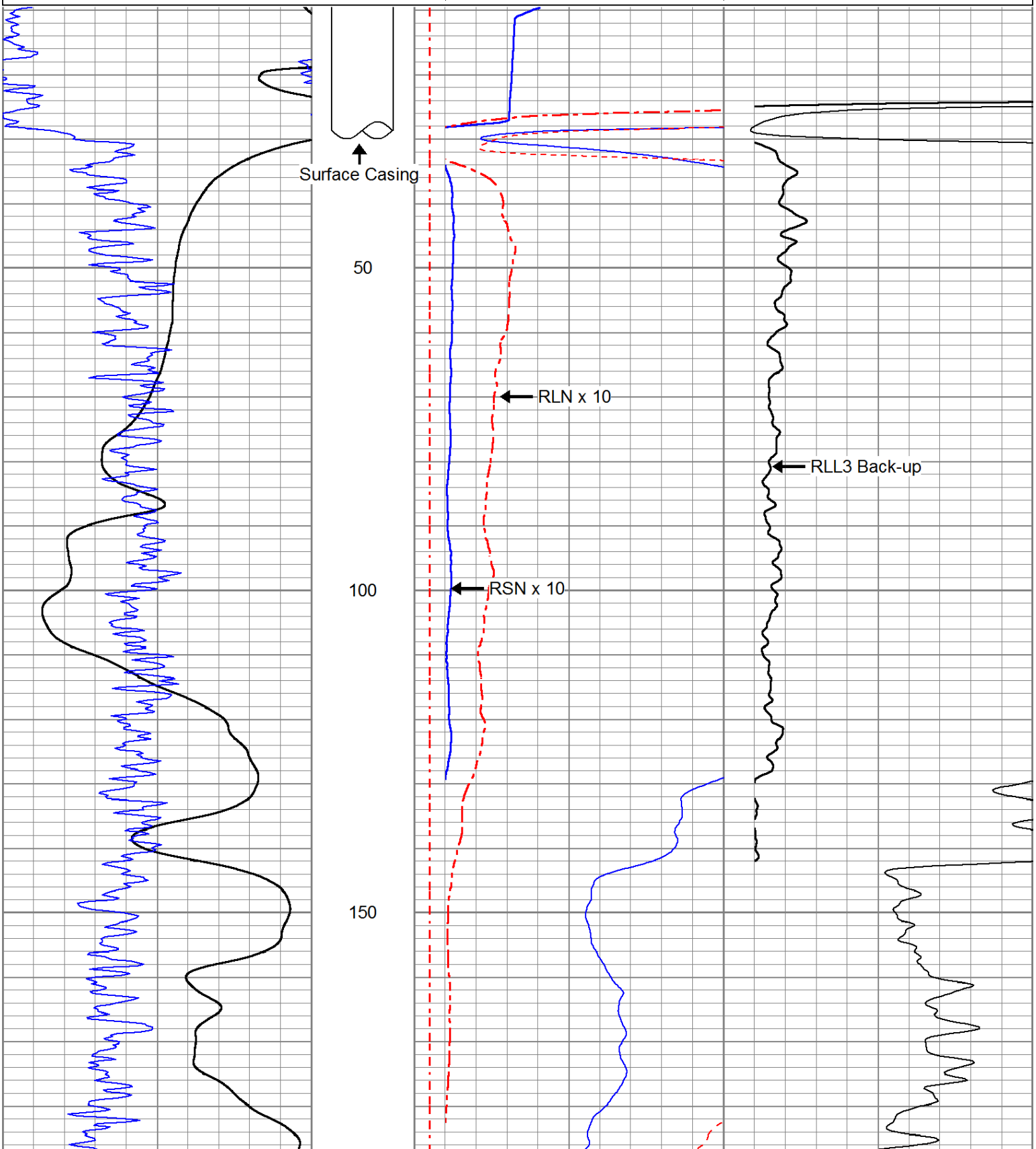

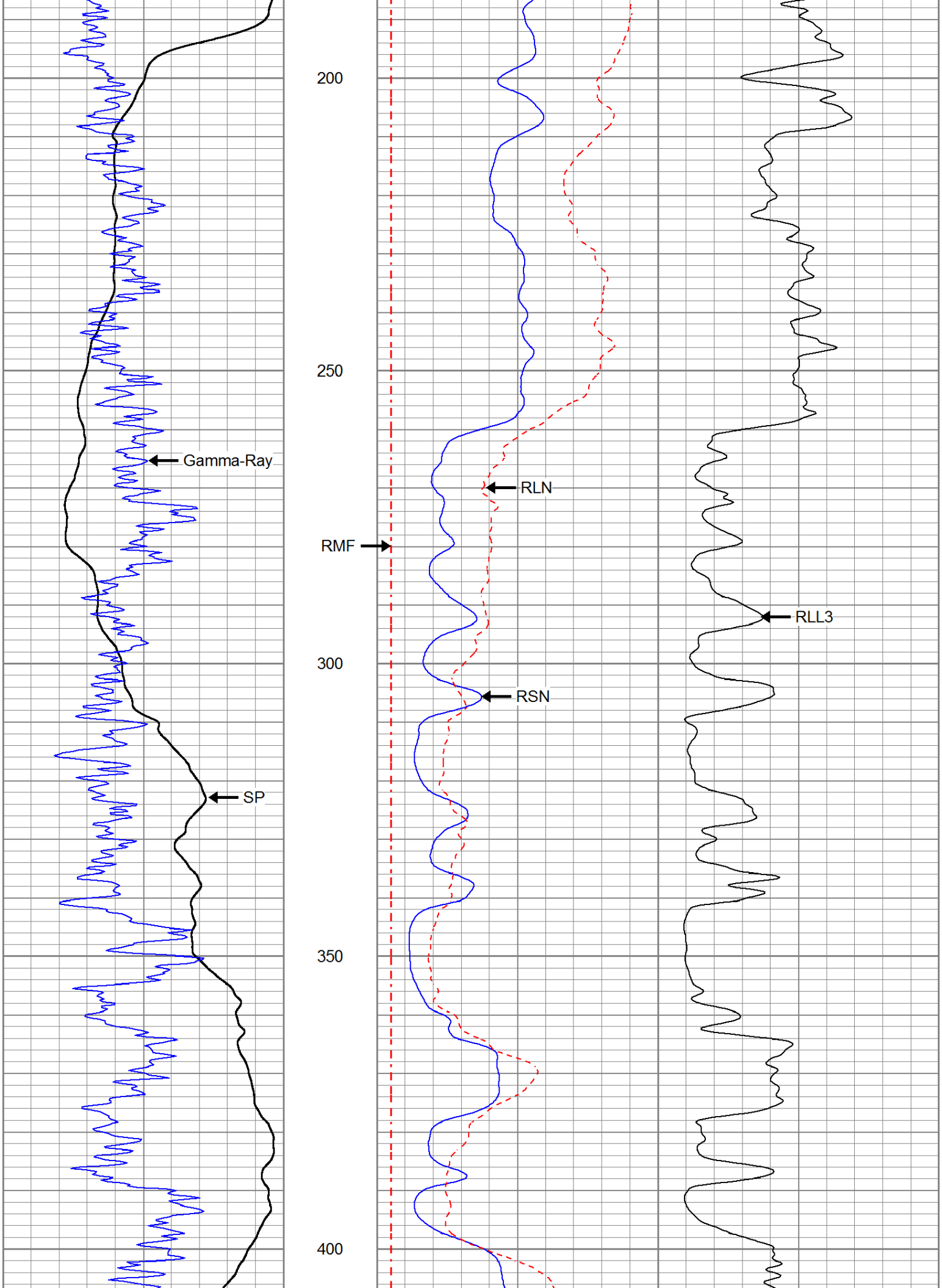
200
250
300
350
400
Gamma-Ray
SP
RMF
RLN
RSN
RLL3

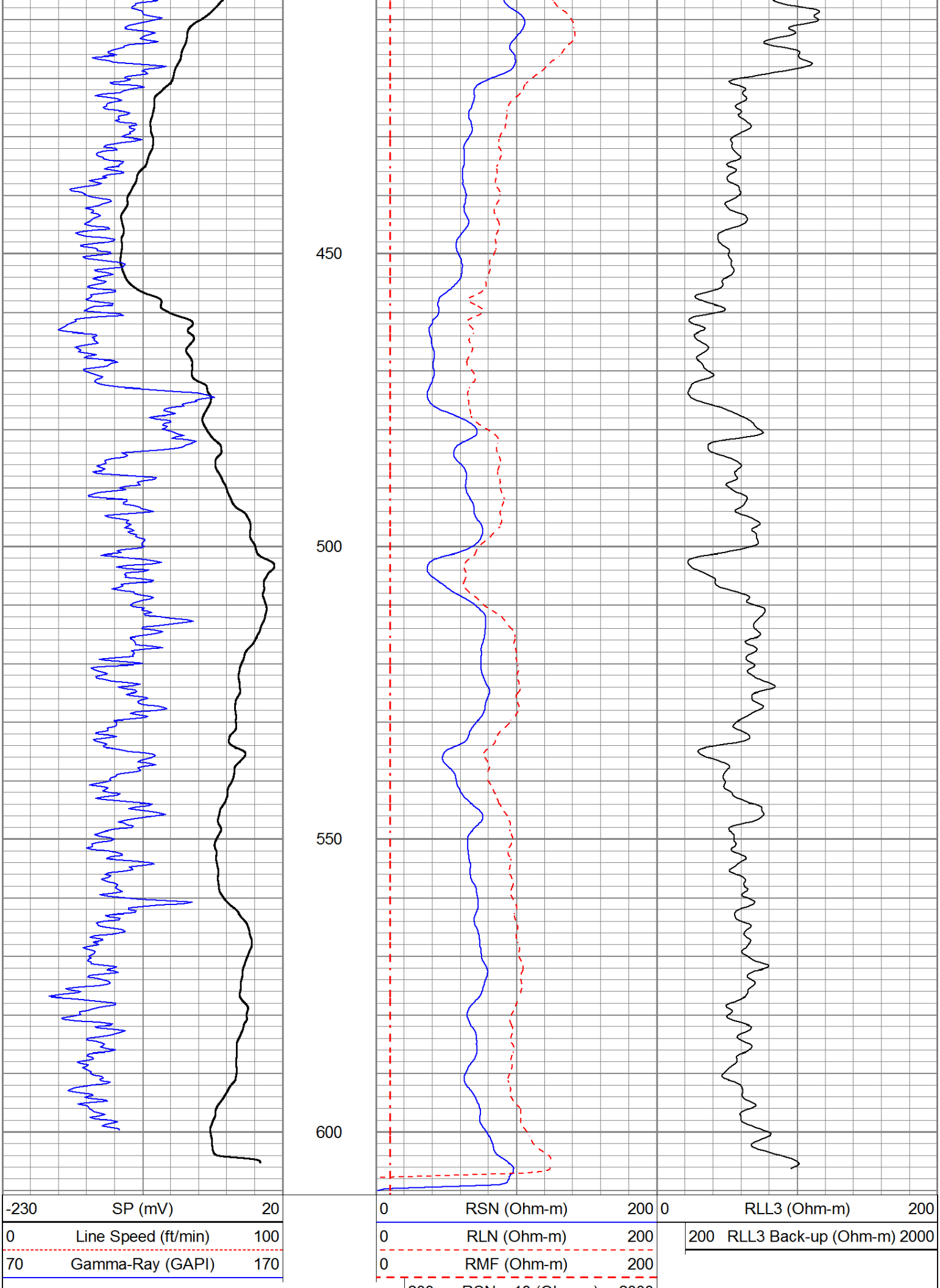
450
500
550
600
-230 SP (mV) 20
0 Line Speed (ft/min) 100
70 Gamma-Ray (GAPI) 170
0 RSN (Ohm-m) 200
0 RLN (Ohm-m) 200
0 RMF (Ohm-m) 200
0 RLL3 (Ohm-m) 200
200 RLL3 Back-up (Ohm-m) 2000

200	RSN x 10 (Ohm-m)	2000
200	RLN x 10 (Ohm-m)	2000

PACIFIC SURVEYS

LATEROLOG 3
GAMMA-RAY

Job No.
20215

File No.

Company	NATIONAL EWP
Well	F-36
Field	FONTANA
County	SAN BERNARDINO State CA

Location:

SW CONER OF MAPLE AVE & MONTGOMERY AVE
GPS: N34o 07.202' W117o 24.342'

Sec. Twp. Rge.

Other Services:

ELOG
SONIC/VDL
CALIPER

Permanent Datum	G.L.	Elevation above perm. datum	Elevation
Log Measured From	G.L. 0'		K.B.
Drilling Measured From	G.L.		D.F.
			G.L.

Date	09/01/2015		
Run Number	ONE		
Depth Driller	610'		
Depth Logger	610.6'		
Bottom Logged Interval	610.6'		
Top Log Interval	10'		
Casing Driller	13" @ 30'		
Casing Logger	30'		
Bit Size	12.25"		
Type Fluid in Hole	BENTONITE		
Density / Viscosity	9.6 / 37		
pH / Fluid Loss	7.0 / 7.0		
Source of Sample	PIT		
Rm @ Meas. Temp	10.25 @ 75 F		
Rmf @ Meas. Temp	10.21 @ 75 F		
Rmc @ Meas. Temp	N/A		
Source of Rmf / Rmc	MEASURE		
Rm @ BHT	N/A		
Time Circulation Stopped	2 HRS		
Time Logger on Bottom	4:50 PM		
Max. Recorded Temperature	N/A		
Equipment Number	PS-3		
Location	LA		
Recorded By	AFOH		
Witnessed By	J. ORECHWA		

<<< Fold Here >>>

All interpretations are opinions based on inferences from electrical or other measurements and we cannot and do not guarantee the accuracy or correctness of any interpretation, and we shall not, except in the case of gross or willful negligence on our part, be liable or responsible for any loss, costs, damages, or expenses incurred or sustained by anyone resulting from any interpretation made by any of our officers, agents or employees. These interpretations are also subject to our general terms and conditions set out in our current Price Schedule.

Comments

Calibration Report

Database File 20215.db
Dataset Pathname LL3
Dataset Creation Tue Sep 01 17:28:54 2015

Gamma Ray Calibration Report

Serial Number:	12	
Tool Model:	GROH	
Performed:	Thu Jul 31 12:17:48 2014	
Calibrator Value:	162.0	GAPI
Background Reading:	37.9	
Calibrator Reading:	157.7	
Sensitivity:	1.3522	GAPI/

RLL3 (Resistivity Laterolog 3) Calibration Report:

Serial Number:	81	
Tool Model:	M&W	
Performed:	Tue Aug 18 11:08:06 2015	

System Reading	Calibration Reference	
0.019	2.500	Ohm-m
0.037	5.000	
0.364	50.000	
1.787	250.000	
3.486	500.000	

Database File	20215.db
Dataset Pathname	LL3
Presentation Format	guard
Dataset Creation	Tue Sep 01 17:28:54 2015
Charted by	Depth in Feet scaled 1:240

70	GR2 (GAPI)	170	0	RSN (Ohm-m)	200
			0	RLN (Ohm-m)	200
			0	RMF (Ohm-m)	200
			0	RLL3 (Ohm-m)	200
			200	RLL3 x 10 (Ohm-m)	2000
			200	RSN x 10 (Ohm-m)	2000
			200	RLN x 10 (Ohm-m)	2000

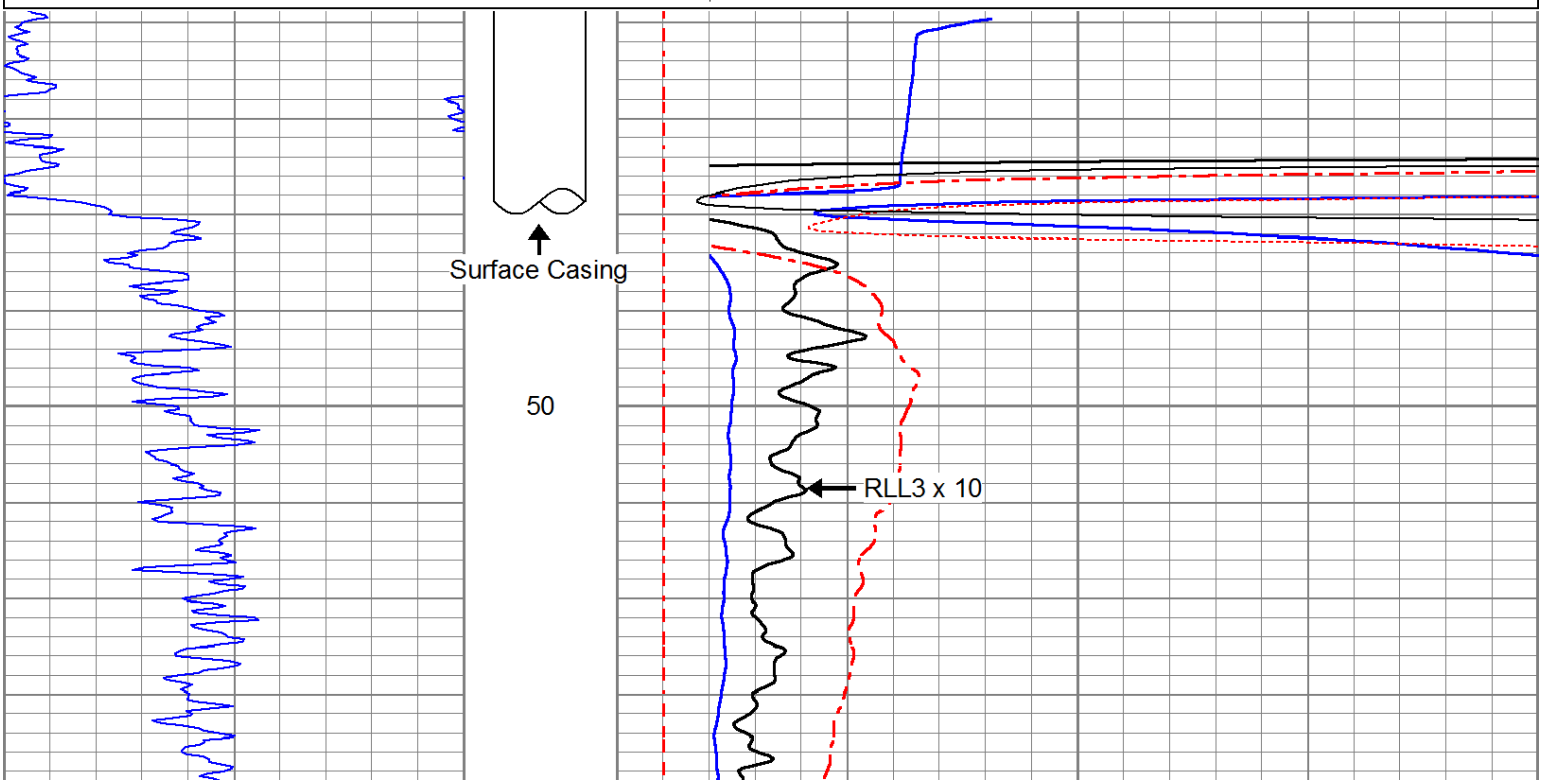

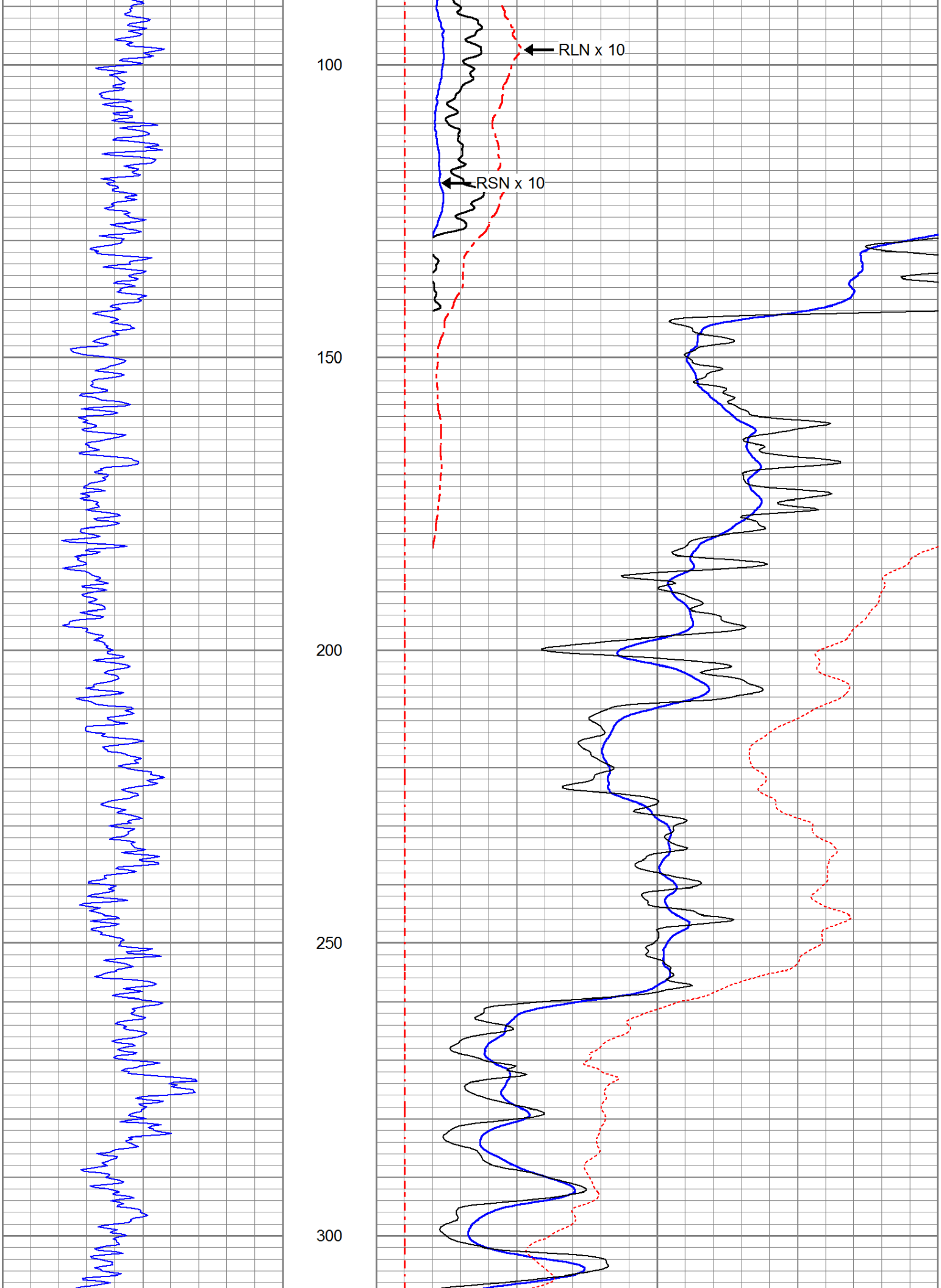
100
150
200
250
300
RLN x 10
RSN x 10

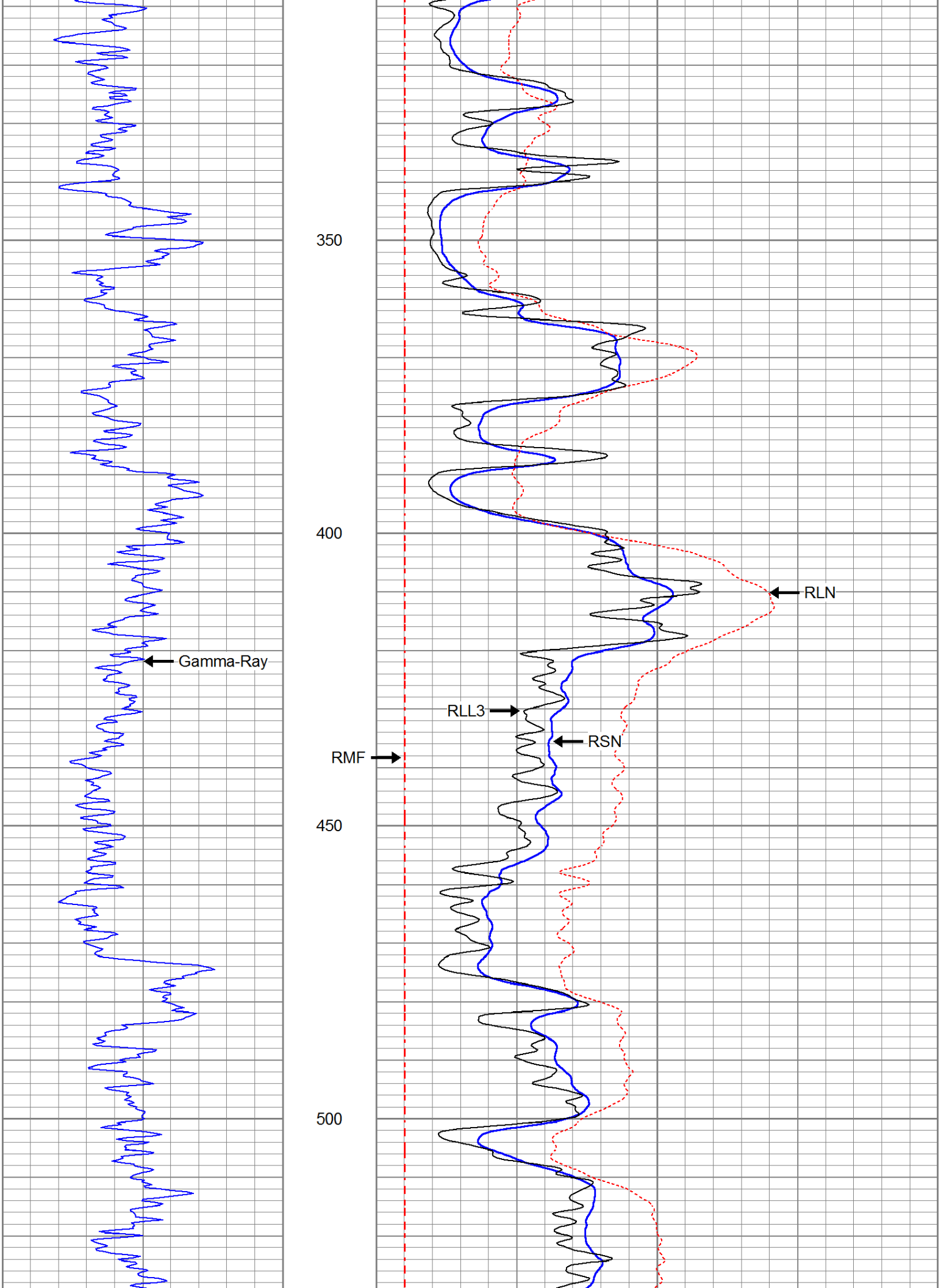
350
400
450
500
Gamma-Ray
RMF
RLL3
RSN
RLN

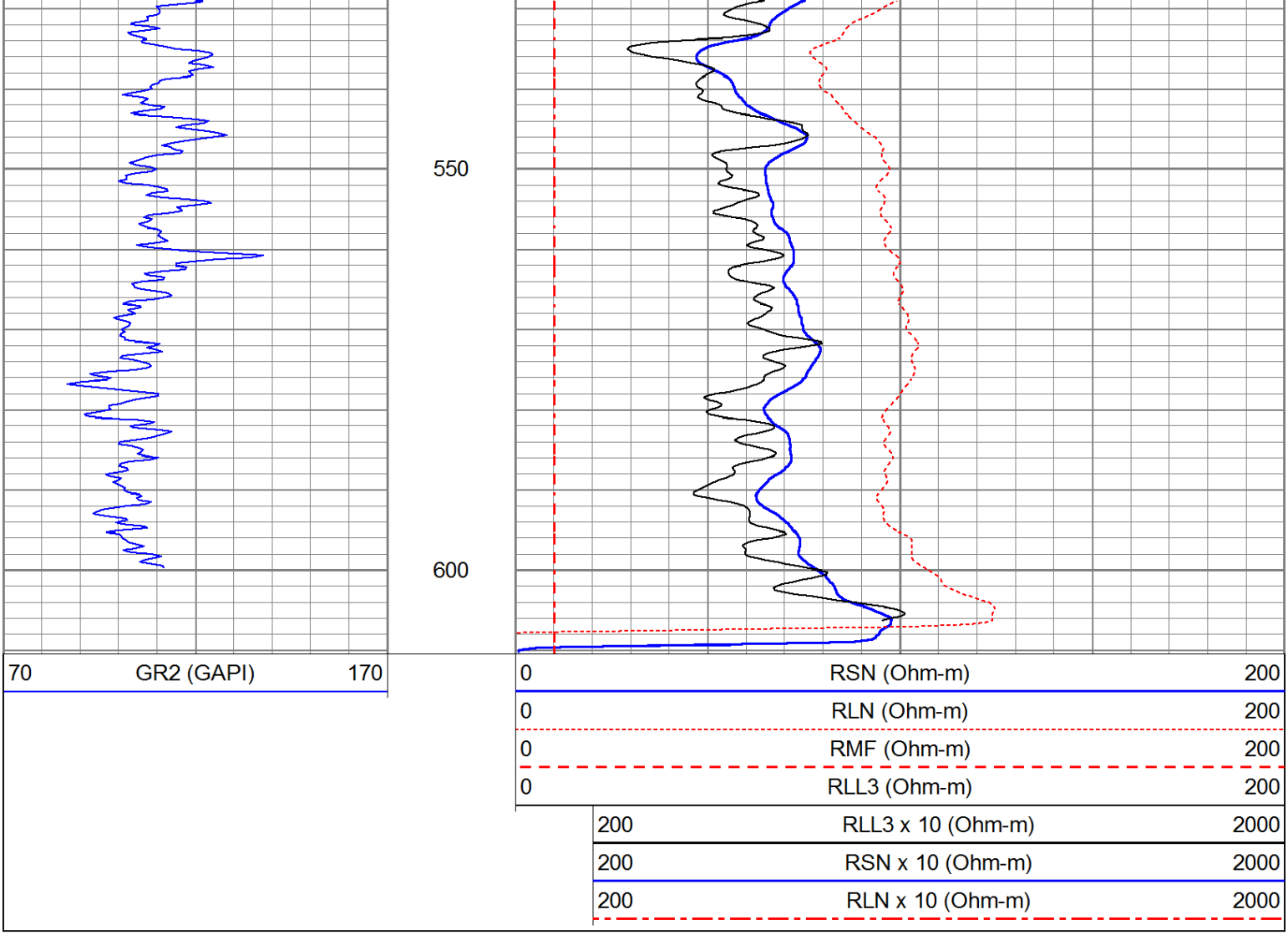
550
600
70 GR2 (GAPI) 170
0 RSN (Ohm-m) 200
0 RLN (Ohm-m) 200
0 RMF (Ohm-m) 200
0 RLL3 (Ohm-m) 200
200 RLL3 x 10 (Ohm-m) 2000
200 RSN x 10 (Ohm-m) 2000
200 RLN x 10 (Ohm-m) 2000

PACIFIC SURVEYS

SONIC VELOCITY VARIABLE DENSITY

Job No. 20215

File No.

Company NATIONAL EWP

Well F-36

Field FONTANA

County SAN BERNARDINO State CA

Location:

SW CONER OF MAPLE AVE & MONTGOMERY AVE
GPS: N34o 07.202' W117o 24.342'

Sec. Twp. Rge.

Other Services:

ELOG
GR/LL3
CALIPER

Permanent Datum	G.L.	Elevation above perm. datum	Elevation
Log Measured From	G.L. 0'		K.B.
Drilling Measured From	G.L.		D.F.
			G.L.

Date	09/01/2015		
Run Number	ONE		
Depth Driller	610'		
Depth Logger	610.6'		
Bottom Logged Interval	610.6'		
Top Log Interval	0'		
Casing Driller	13" @ 30'		
Casing Logger	30'		
Bit Size	12.25"		
Type Fluid in Hole	BENTONITE		
Density / Viscosity	9.6 / 37		
pH / Fluid Loss	7.0 / 7.0		
Source of Sample	PIT		
Rm @ Meas. Temp	10.25 @ 75 F		
Rmf @ Meas. Temp	10.21 @ 75 F		
Rmc @ Meas. Temp	N/A		
Source of Rmf / Rmc	MEASURE		
Rm @ BHT	N/A		
Time Circulation Stopped	2 HRS		
Time Logger on Bottom	4:50 PM		
Max. Recorded Temperature	N/A		
Equipment Number	PS-3		
Location	LA		
Recorded By	AFOH		
Witnessed By	J. ORECHWA		

<< Fold Here >>>

All interpretations are opinions based on inferences from electrical or other measurements and we cannot and do not guarantee the accuracy or correctness of any interpretation, and we shall not, except in the case of gross or willful negligence on our part, be liable or responsible for any loss, costs, damages, or expenses incurred or sustained by anyone resulting from any interpretation made by any of our officers, agents or employees. These interpretations are also subject to our general terms and conditions set out in our current Price Schedule.

Comments

Database File	20215.db
Dataset Pathname	snc
Presentation Format	slt
Dataset Creation	Tue Sep 01 18:08:18 2015
Charted by	Depth in Feet scaled 1:240

240	Delta Time (usec/ft)	40	ITT	400	Variable Density 5 ft	1500	400	Variable Density 5 ft	1500
70	Gamma-Ray (GAPI)	170	5 (msec) 0	0	RLL3 (Ohm-m)	100			
				100	RLL3 back-up (Ohm-m)	1000			

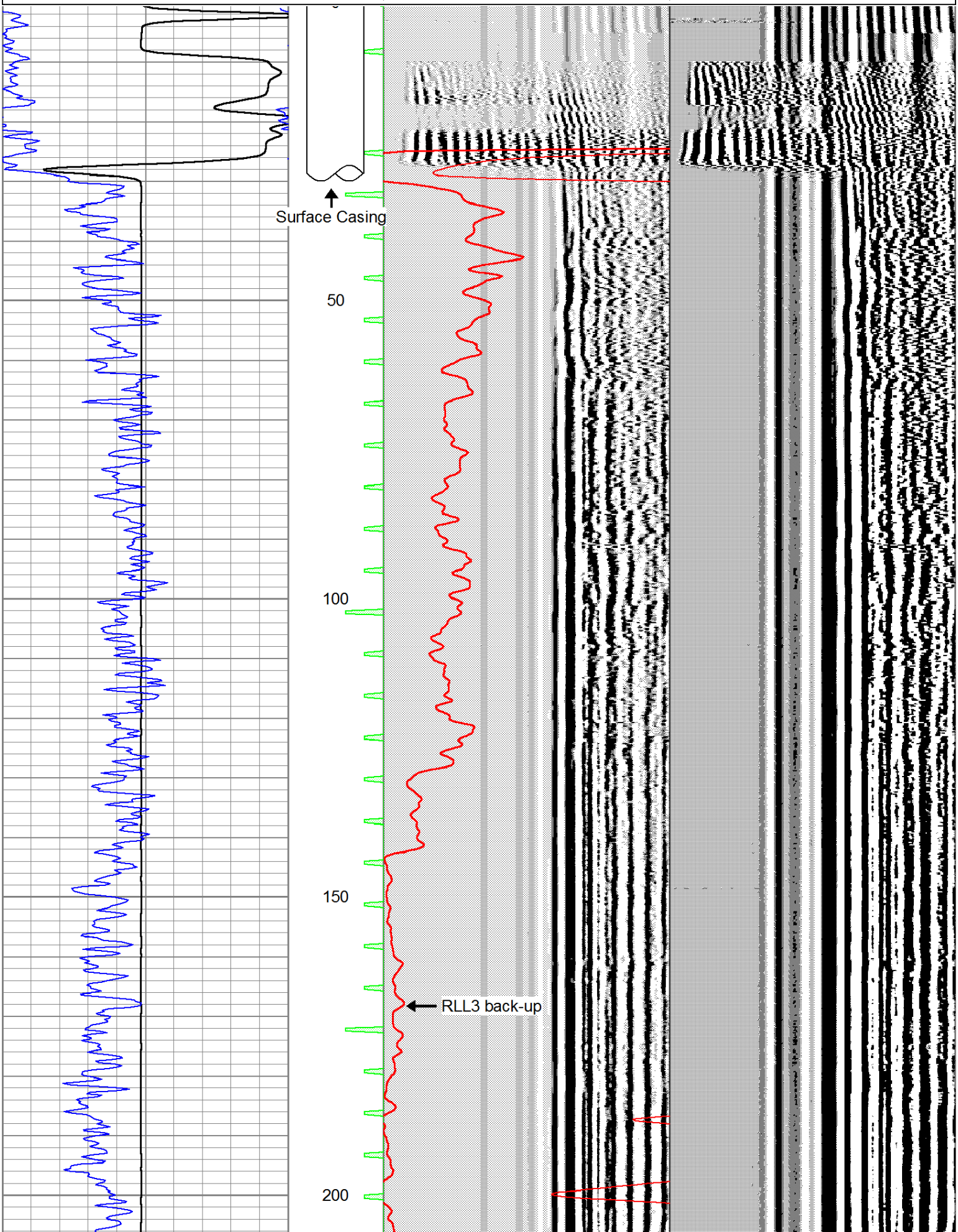

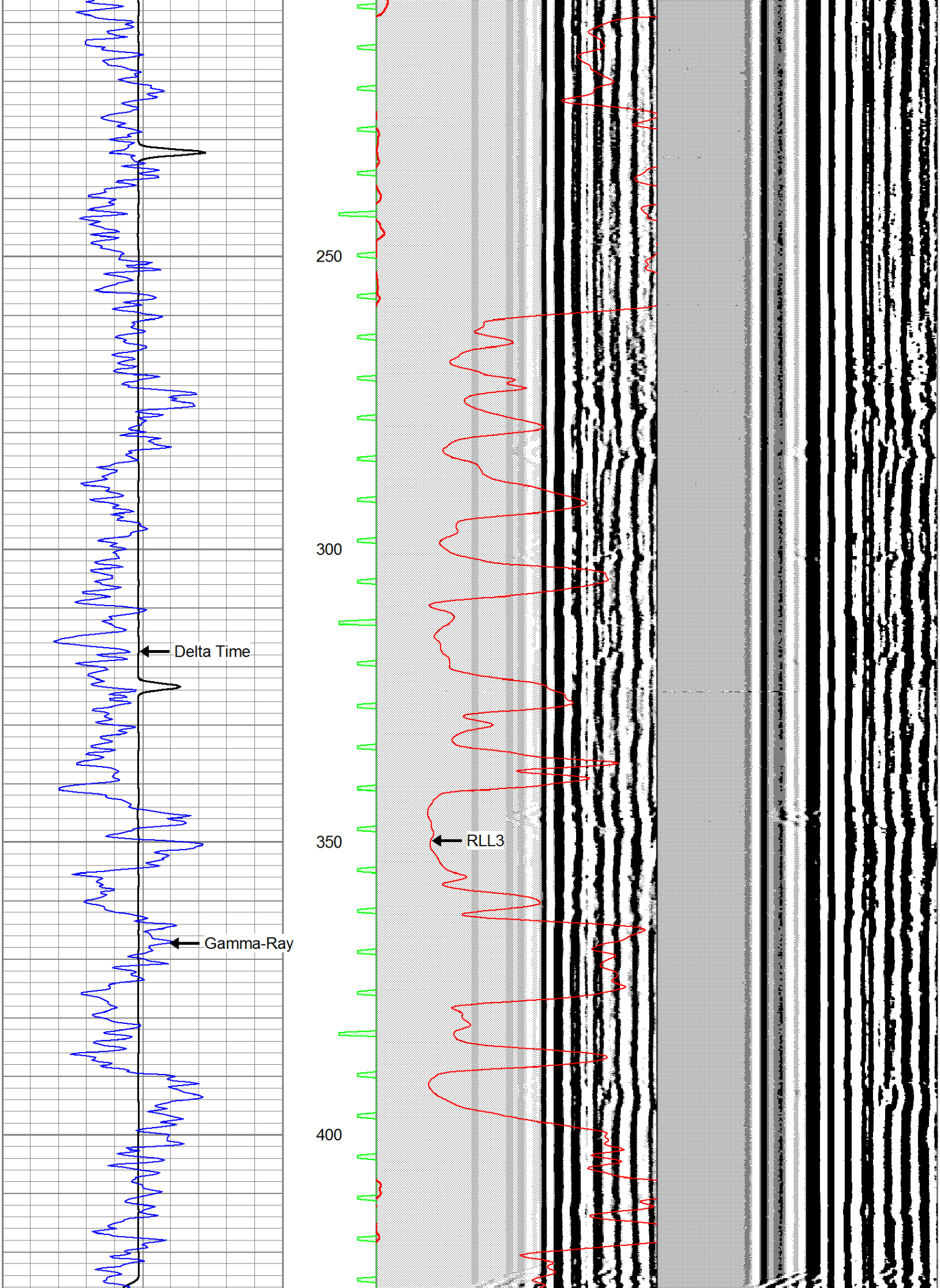
Delta Time
Gamma-Ray
250
300
350
400
RLL3

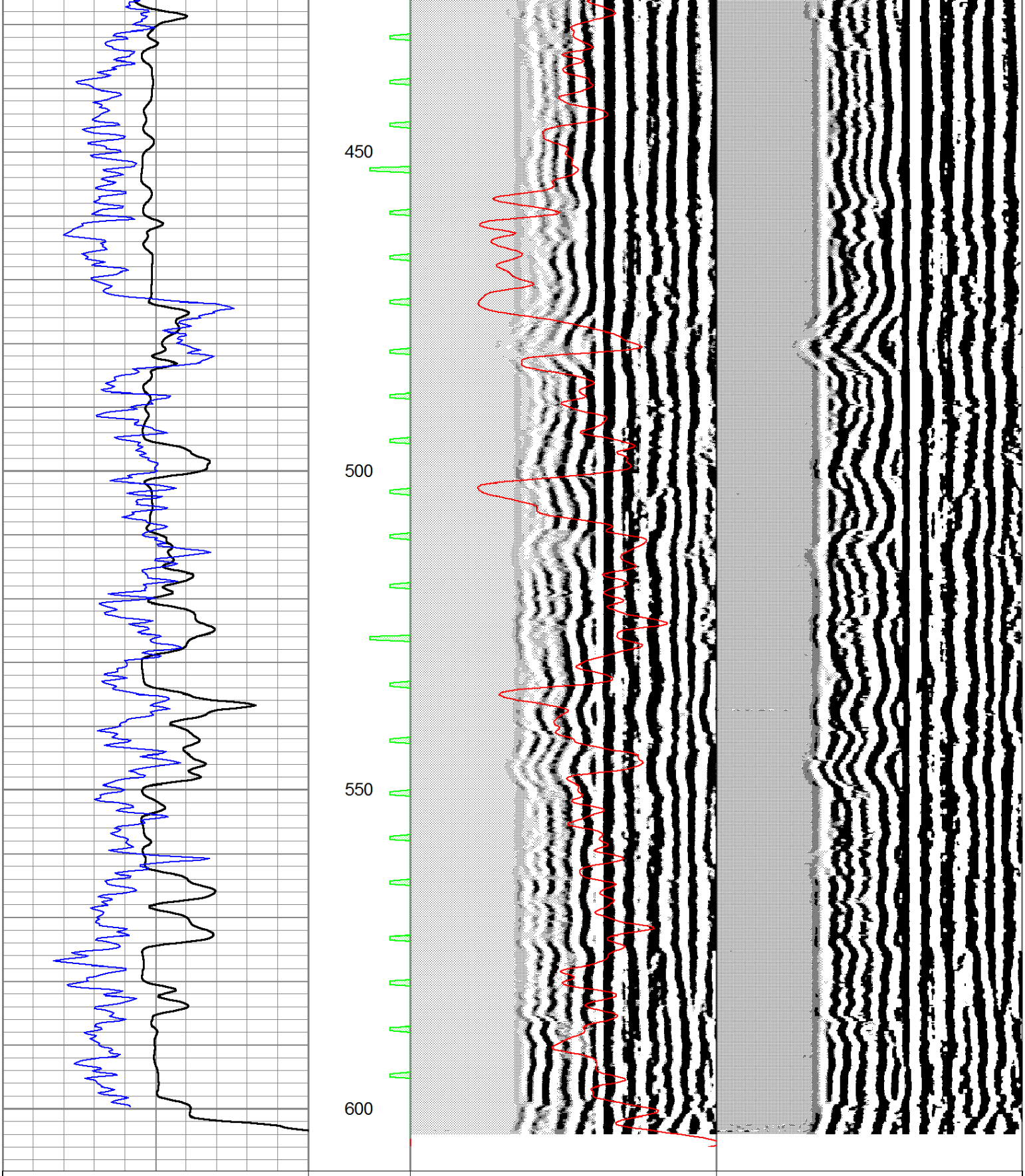

240	Delta Time (usec/ft)	40	ITT	400	Variable Density 5 ft	1500	400	Variable Density 5 ft	1500
70	Gamma-Ray (GAPI)	170	5 (msec) 0	0	RLL3 (Ohm-m)	100			
				100	RLL3 back-up (Ohm-m)	1000			

APPENDIX D

Laboratory Certificates of Analysis

Enviro – Chem, Inc.
1214 E. Lexington Avenue, Pomona, CA 91766 Tel (909) 590-5905 Fax (909) 590-5907

Date: August 31, 2015

Mr. Mike Hammer
Haz Mat Trans Inc.
230 E. Dumas Street
San Bernardino, CA 92408
Tel(909)889-5607 Email:MikeHammer@HazMatTrans.com

Project: **National, Rialto, F36**
Lab I.D.: **150826-10**

Dear Mr. Hammer:

The **additional STLC-Cr results** for the sludge sample, received by our laboratory on August 26, 2015, are attached. The sample was received chilled, intact, accompanying chain of custody and also stored per the EPA protocols.

Enviro-Chem appreciates the opportunity to provide you and your company this and other services. Please do not hesitate to call us if you have any questions.

Sincerely,

Curtis Desilets
Vice President/Program Manager

Andy Wang
Laboratory Manager

Enviro – Chem, Inc.
1214 E. Lexington Avenue, Pomona, CA 91766 Tel (909) 590-5905 Fax (909) 590-5907

LABORATORY REPORT

CUSTOMER: **Haz Mat Trans Inc.**
230 E. Dumas Street, San Bernardino, CA 92408
Tel(909)889-5607 Email:MikeHammer@HazMatTrans.com

PROJECT: **National, Rialto, F36**

SAMPLING DATE: 08/26/15 DATE RECEIVED: 08/26/15
MATRIX: SLUDGE DATE ANALYZED: 08/29-31/15
REPORT TO: Mr. MIKE HAMMER DATE REPORTED: 08/31/15

SAMPLE I.D.: **F36** LAB I.D.: 150826-10

SOLUBLE THRESHOLD LIMIT CONCENTRATION (STLC) ANALYSIS
UNIT: mg/L IN THE STLC LEACHATE

ELEMENT ANALYZED	SAMPLE RESULT	PQL	DF	TTLC LIMIT	STLC LIMIT	EPA METHOD USED
Chromium (Cr)	ND	0.05	1	2,500	560/5.0@	6010B

COMMENTS
DF = Dilution Factor
PQL = Practical Quantitation Limit
Actual Detection Limit = PQL X DF
ND = Below the actual detection limit or non-detected
TTLC = Total Threshold Limit Concentration
STLC = Soluble Threshold Limit Concentration
@ = Must meet the TCLP limit/chromium (5.0 mg/L in TCLP leachate)
** = TCLP Chromium/TTLC-Chromium VI recommended (if marked)
*** = The concentration exceeds the STLC Limit, and the sample is defined as hazardous waste as per CAL-TITLE 22 (if marked)

Data Reviewed and Approved by: _____
CAL-DHS ELAP CERTIFICATE No.: 1555

Enviro – Chem, Inc.
1214 E. Lexington Avenue, Pomona, CA 91766 Tel (909) 590-5905 Fax (909) 590-5907

METHOD BLANK REPORT

CUSTOMER: **Haz Mat Trans Inc.**
230 E. Dumas Street, San Bernardino, CA 92408
Tel(909)889-5607 Email:MikeHammer@HazMatTrans.com

PROJECT: **National, Rialto, F36**

SAMPLING DATE: 08/26/15 DATE RECEIVED: 08/26/15
MATRIX: SLUDGE DATE ANALYZED: 08/29-31/15
REPORT TO: Mr. MIKE HAMMER DATE REPORTED: 08/31/15

METHOD BLANK FOR LAB I.D.: 150826-10

SOLUBLE THRESHOLD LIMIT CONCENTRATION (STLC) ANALYSIS
UNIT: mg/L IN THE STLC LEACHATE

ELEMENT ANALYZED	SAMPLE RESULT	PQL	DF	TTLC LIMIT	STLC LIMIT	EPA METHOD USED
Chromium (Cr)	ND	0.05	1	2,500	560/5.0@	6010B

COMMENTS
DF = Dilution Factor
PQL = Practical Quantitation Limit
Actual Detection Limit = PQL X DF
ND = Below the actual detection limit or non-detected
TTLC = Total Threshold Limit Concentration
STLC = Soluble Threshold Limit Concentration
@ = Must meet the TCLP limit/chromium (5.0 mg/L in TCLP leachate)
** = TCLP Chromium/TTLC-Chromium VI recommended (if marked)
*** = The concentration exceeds the STLC Limit, and the sample is defined as hazardous waste as per CAL-TITLE 22 (if marked)

Data Reviewed and Approved by: _____
CAL-DHS ELAP CERTIFICATE No.: 1555

QA/QC for Metals Analysis --STLC

Matrix Spike/ Matrix Spike Duplicate/ LCS :

ANALYSIS DATE: 8/31/2015

Unit : mg/L (ppm)

Analysis	Spk.Sample ID	LCS CONC.	LCS %Rec.	LCS STATUS	Sample Result	Spike Conc.	MS	% Rec MS	MSD	% Rec MSD	% RPD
Arsenici(As)	150824-2	5.00	102	PASS	1.04	5.00	6.03	100%	6.03	100%	0%
Chromium(Cr)	150824-2	5.00	97	PASS	0.490	5.00	5.04	91%	5.04	91%	0%
Lead(Pb)	150824-2	5.00	103	PASS	0.443	5.00	4.82	88%	4.79	87%	1%

ANALYSIS DATE: 8/26/2015

Analysis	Spk.Sample ID	LCS CONC.	LCS %Rec.	LCS STATUS	Sample Result	Spike Conc.	MS	% Rec MS	MSD	% Rec MSD	% RPD
Mercury (Hg)	150824-17	0.0125	93	PASS	0	0.0125	0.0107	86%	0.0101	81%	6%

MS/MSD Status:

Analysis	%MS	%MSD	%LCS	%RPD
Arsenici(As)	PASS	PASS	PASS	PASS
Chromium(Cr)	PASS	PASS	PASS	PASS
Lead(Pb)	PASS	PASS	PASS	PASS
Mercury (Hg)	PASS	PASS	PASS	PASS
Accepted Range	75 ~ 125	75 ~ 125	85 ~ 115	0 ~ 20

ANALYST: _____

FINAL REVIEWER: _____

*=Fail due to matrix interference

Note:LCS is in control therefore results are in control

Enviro-Chem, Inc. Laboratories
1214 E. Lexington Avenue,
Pomona, CA 91766
Tel: (909) 590-5905 Fax: (909) 590-5907
CA-DHS ELAP CERTIFICATE #1555

Turnaround Time
0 Same Day
X 24 Hours
0 48 Hours
0 72 Hours
0 1 Week (Standard)
Other:

RUSH

Misc./PO#

SAMPLE ID	LAB ID	SAMPLING DATE	SAMPLING TIME	MATRIX	No. OF CONTAINERS	TEMPERATURE	PRESERVATION	METALS	VOC'S	TPH FULL CHAIN	PERCHLORATE		STEP CR			COMMENTS
F36	150826-10	8/26/15	10:00AM	MUD	2	4°C	NO	✓	✓	✓	✓		(x)			COMPOSITE

Analysis Required

Company Name: HAZ MAT TRANS, INC.
Address: 230 E. DUMAS ST.
City/State/Zip: SAN BERNARDINO, CA 92408

Project Contact: Mike Hammer
Tel: (909) 889 5607
Fax/Email: ~~(909) 884-8966~~ mikehammer@hazmattrans.com

Sampler's Signature: [signature]
Project Name/ID: NATIONAL, RIALTO, F36

Relinquished by: [signature]	Received by: [signature]	Date & Time: 8/26/15	12:23
Relinquished by:	Received by:	Date & Time:	
Relinquished by:	Received by:	Date & Time:	

Instructions for Sample Storage After Analysis:
X Dispose of O Return to Client O Store (30 Days)
O Other:

CHAIN OF CUSTODY RECORD

Date: 8/26/15

WHITE WITH SAMPLE • YELLOW TO CLIENT

Enviro – Chem, Inc.
1214 E. Lexington Avenue, Pomona, CA 91766 Tel (909) 590-5905 Fax (909) 590-5907

Date: August 27, 2015

Mr. Mike Hammer
Haz Mat Trans Inc.
230 E. Dumas Street
San Bernardino, CA 92408
Tel(909)889-5607 Email:MikeHammer@HazMatTrans.com

Project: **National, Rialto, F36**
Lab I.D.: **150826-10**

Dear Mr. Hammer:

The **analytical results** for the sludge sample, received by our laboratory on August 26, 2015, are attached. The sample was received chilled, intact, and accompanying chain of custody.

Enviro-Chem appreciates the opportunity to provide you and your company this and other services. Please do not hesitate to call us if you have any questions.

Sincerely,

Curtis Desilets
Vice President/Program Manager

Andy Wang
Laboratory Manager

Enviro – Chem, Inc.
1214 E. Lexington Avenue, Pomona, CA 91766 Tel (909) 590-5905 Fax (909) 590-5907

LABORATORY REPORT

CUSTOMER: **Haz Mat Trans Inc.**
230 E. Dumas Street, San Bernardino, CA 92408
Tel(909)889-5607 Email:MikeHammer@HazMatTrans.com

PROJECT: **National, Rialto, F36**

SAMPLING DATE: 08/26/15
MATRIX: SLUDGE
REPORT TO: Mr. MIKE HAMMER

DATE RECEIVED: 08/26/15
DATE EXTRACTED: 08/26/15
DATE ANALYZED: 08/26/15
DATE REPORTED: 08/27/15

TOTAL PETROLEUM HYDROCARBONS(TPH) - CARBON CHAIN ANALYSIS
METHOD: EPA 8015B
UNIT: mg/Kg = MILLIGRAM PER KILOGRAM = PPM

SAMPLE I.D.	LAB I.D.	C4-C10	C11-C22	C23-C35	DF
F36	150826-10	ND	ND	ND	1
METHOD BLANK		ND	ND	ND	1
	PQL	10	10	50	

COMMENTS
C4-C10 = GASOLINE RANGE
C11-C22 = DIESEL RANGE
C23-C35 = MOTOR OIL RANGE
DF = DILUTION FACTOR
PQL = PRACTICAL QUANTITATION LIMIT
ACTUAL DETECTION LIMIT = DF X PQL
ND = NON-DETECTED OR BELOW THE ACTUAL DETECTION LIMIT

Data Reviewed and Approved by: _____
CAL-DHS ELAP CERTIFICATE No.: 1555

Enviro Chem, Inc

1214 E. Lexington Avenue, Pomona, CA 91766 Tel (909)590-5905 Fax (909)590-5907

8015B QA/QC Report

Date Analyzed: 8/26/2015 **Units:** mg/Kg (ppm)

Matrix: **Soil/Solid/Sludge/Liquid**

Matrix Spike (MS)/Matrix Spike Duplicate (MSD)

Spiked Sample Lab I.D.: **150826-LCS1/2**

Analyte	SR	spk conc	MS	%MS	MSD	%MSD	%RPD	ACP %MS	ACP RPD
C11~C22 Range	0	200	199	**100%**	207	**104%**	**4%**	**75-125**	**0-20%**

LCS STD RECOVERY:

Analyte	spk conc	LCS	% REC	ACP
C11~C22 Range	200	224	**112%**	**75-125**

Analyzed and Reviewed By: _____

Final Reviewer: _____

Enviro – Chem, Inc.
1214 E. Lexington Avenue, Pomona, CA 91766 Tel (909) 590-5905 Fax (909) 590-5907

LABORATORY REPORT

CUSTOMER: **Haz Mat Trans Inc.**
230 E. Dumas Street, San Bernardino, CA 92408
Tel(909)889-5607 Email:MikeHammer@HazMatTrans.com
PROJECT: **National, Rialto, F36**
SAMPLING DATE: 08/26/15 DATE RECEIVED: 08/26/15
MATRIX: SLUDGE DATE ANALYZED: 08/27/15
REPORT TO: Mr. MIKE HAMMER DATE REPORTED: 08/27/15

SAMPLE I.D.: **F36** LAB I.D.: 150826-10

TOTAL THRESHOLD LIMIT CONCENTRATION (TTLC) ANALYSIS
UNIT: mg/Kg = MILLIGRAM PER KILOGRAM = PPM

ELEMENT ANALYZED	SAMPLE RESULT	PQL	DF	TTLC LIMIT	STLC LIMIT	EPA METHOD
Antimony(Sb)	ND	0.400	1	500	15	6010B
Arsenic(As)	2.63	0.200	1	500	5.0	6010B
Barium(Ba)	24.6	2.00	1	10,000	100	6010B
Beryllium(Be)	ND	0.200	1	75	0.75	6010B
Cadmium(Cd)	ND	0.200	1	100	1.0	6010B
Chromium(Cr), Total	27.7 **	0.200	1	2,500	560/5@	6010B
Chromium VI (Cr6)	--	0.010	-	500	5.0	7196A
Cobalt(Co)	3.00	0.400	1	8,000	80	6010B
Copper(Cu)	5.07	0.400	1	2,500	25	6010B
Lead(Pb)	1.84	0.200	1	1,000	5.0	6010B
Mercury(Hg)	ND	0.002	1	20	0.2	7470A
Molybdenum(Mo)	ND	2.00	1	3,500	350	6010B
Nickel(Ni)	3.65	1.00	1	2,000	20	6010B
Selenium(Se)	ND	0.400	1	100	1.0	6010B
Silver(Ag)	ND	0.400	1	500	5.0	6010B
Thallium(Tl)	ND	0.400	1	700	7.0	6010B
Vanadium(V)	18.7	2.00	1	2,400	24	6010B
Zinc(Zn)	13.8	0.200	1	5,000	250	6010B

COMMENTS:
DF = Dilution Factor
PQL = Practical Quantitation Limit
Actual Detection Limit = PQL X DF
ND = Below the Actual Detection Limit or non-detected
TTLC = Total Threshold Limit Concentration
STLC = Soluble Threshold Limit Concentration
@ = Must meet both the STLC Limit at 560 and EPA-TCLP Limit at 5
* = STLC analysis for the metal recommended (if marked)
** = Additional Analysis required, please call to discuss (if marked)
*** = The concentration exceeds the TTLC Limit, and the sample is defined as hazardous waste as per CCR-TITLE 22 (if marked)
-- = Not analyzed/not requested

Data Reviewed and Approved by: _____
CAL-DHS ELAP CERTIFICATE No.: 1555

Enviro – Chem, Inc.
1214 E. Lexington Avenue, Pomona, CA 91766 Tel (909) 590-5905 Fax (909) 590-5907

METHOD BLANK REPORT

CUSTOMER: **Haz Mat Trans Inc.**
230 E. Dumas Street, San Bernardino, CA 92408
Tel(909)889-5607 Email:MikeHammer@HazMatTrans.com
PROJECT: **National, Rialto, F36**
SAMPLING DATE:08/26/15 DATE RECEIVED:08/26/15
MATRIX:SLUDGE DATE ANALYZED:08/27/15
REPORT TO:Mr. MIKE HAMMER DATE REPORTED:08/27/15

METHOD BLANK FOR LAB I.D.: 150826-10

TOTAL THRESHOLD LIMIT CONCENTRATION (TTLC) ANALYSIS
UNIT: mg/Kg = MILLIGRAM PER KILOGRAM = PPM

ELEMENT ANALYZED	SAMPLE RESULT	PQL	DF	TTLC LIMIT	STLC LIMIT	EPA METHOD
Antimony(Sb)	ND	0.400	1	500	15	6010B
Arsenic(As)	ND	0.200	1	500	5.0	6010B
Barium(Ba)	ND	2.00	1	10,000	100	6010B
Beryllium(Be)	ND	0.200	1	75	0.75	6010B
Cadmium(Cd)	ND	0.200	1	100	1.0	6010B
Chromium(Cr), Total	ND	0.200	1	2,500	560/5@	6010B
Chromium VI (Cr6)	--	0.010	-	500	5.0	7196A
Cobalt(Co)	ND	0.400	1	8,000	80	6010B
Copper(Cu)	ND	0.400	1	2,500	25	6010B
Lead(Pb)	ND	0.200	1	1,000	5.0	6010B
Mercury(Hg)	ND	0.002	1	20	0.2	7470A
Molybdenum(Mo)	ND	2.00	1	3,500	350	6010B
Nickel(Ni)	ND	1.00	1	2,000	20	6010B
Selenium(Se)	ND	0.400	1	100	1.0	6010B
Silver(Ag)	ND	0.400	1	500	5.0	6010B
Thallium(Tl)	ND	0.400	1	700	7.0	6010B
Vanadium(V)	ND	2.00	1	2,400	24	6010B
Zinc(Zn)	ND	0.200	1	5,000	250	6010B

COMMENTS:
DF = Dilution Factor
PQL = Practical Quantitation Limit
Actual Detection Limit = PQL X DF
ND = Below the Actual Detection Limit or non-detected
TTLC = Total Threshold Limit Concentration
STLC = Soluble Threshold Limit Concentration
@ = Must meet both the STLC Limit at 560 and EPA-TCLP Limit at 5
* = STLC analysis for the metal recommended (if marked)
** = Additional Analysis required, please call to discuss (if marked)
*** = The concentration exceeds the TTLC Limit, and the sample is defined as hazardous waste as per CCR-TITLE 22 (if marked)
-- = Not analyzed/not requested

Data Reviewed and Approved by: _____
CAL-DHS ELAP CERTIFICATE No.: 1555

QA/QC for Metals Analysis --TTLC-- LIQ/SLUDGE *MATRIX*

Matrix Spike/ Matrix Spike Duplicate/ LCS :

ANALYSIS DATE: 8/27/2015

Unit : mg/Kg(ppm)

Analysis	Spk.Sample ID	LCS CONC.	LCS %Rec.	LCS STATUS	*Sample Result*	Spike Conc.	MS	% Rec MS	MSD	% Rec MSD	% RPD
Arsenic(As)	150826-4	20.0	101	*PASS*	0.244	20.0	20.4	101%	20.9	103%	2%
Lead(Pb)	150826-4	20.0	97	*PASS*	3.75	20.0	24.5	104%	25.1	107%	3%
Nickel(Ni)	150826-4	20.0	100	*PASS*	0.768	20.0	21.9	106%	22.0	106%	0%

ANALYSIS DATE. : 8/27/2015

Analysis	Spk.Sample ID	LCS CONC.	LCS %Rec.	LCS STATUS	*Sample Result*	Spike Conc.	MS	% Rec MS	MSD	% Rec MSD	% RPD
Mercury (Hg)	150826-9	0.0250	93	*PASS*	*0*	0.0250	0.0212	85%	0.0223	89%	5%

MS/MSD Status:

Analysis	%MS	%MSD	%LCS	%RPD
Arsenic(As)	*PASS*	*PASS*	*PASS*	*PASS*
Lead(Pb)	*PASS*	*PASS*	*PASS*	*PASS*
Nickel(Ni)	*PASS*	*PASS*	*PASS*	*PASS*
Mercury (Hg)	*PASS*	*PASS*	*PASS*	*PASS*
Accepted Range	**75 ~ 125**	**75 ~ 125**	**85 ~ 115**	**0 ~ 20**

ANALYST: _____

FINAL REVIEWER: _____

*=Fail due to matrix interference

Note:LCS is in control therefore results are in control

Enviro – Chem, Inc.
1214 E. Lexington Avenue, Pomona, CA 91766 Tel (909) 590-5905 Fax (909) 590-5907

LABORATORY REPORT

CUSTOMER: **Haz Mat Trans Inc.**
230 E. Dumas Street, San Bernardino, CA 92408
Tel(909)889-5607 Email:MikeHammer@HazMatTrans.com

PROJECT: **National, Rialto, F36**

SAMPLING DATE: 08/26/15 DATE RECEIVED: 08/26/15
MATRIX: SLUDGE DATE ANALYZED: 08/27/15
REPORT TO: Mr. MIKE HAMMER DATE REPORTED: 08/27/15

SAMPLE I.D.: **F36** LAB I.D.: 150826-10

ANALYSIS: VOLATILE ORGANICS, EPA METHOD 5030B/8260B, PAGE 1 OF 2
UNIT: mg/Kg = MILLIGRAM PER KILOGRAM = PPM

PARAMETER	SAMPLE RESULT	PQL X1
ACETONE	ND	0.020
BENZENE	ND	0.005
BROMOBENZENE	ND	0.005
BROMOCHLOROMETHANE	ND	0.005
BROMODICHLOROMETHANE	ND	0.005
BROMOFORM	ND	0.005
BROMOMETHANE	ND	0.005
2-BUTANONE (MEK)	ND	0.020
N-BUTYLBENZENE	ND	0.005
SEC-BUTYLBENZENE	ND	0.005
TERT-BUTYLBENZENE	ND	0.005
CARBON DISULFIDE	ND	0.010
CARBON TETRACHLORIDE	ND	0.005
CHLOROBENZENE	ND	0.005
CHLOROETHANE	ND	0.005
CHLOROFORM	ND	0.005
CHLOROMETHANE	ND	0.005
2-CHLOROTOLUENE	ND	0.005
4-CHLOROTOLUENE	ND	0.005
DIBROMOCHLOROMETHANE	ND	0.005
1,2-DIBROMO-3-CHLOROPROPANE	ND	0.005
1,2-DIBROMOETHANE	ND	0.005
DIBROMOMETHANE	ND	0.005
1,2-DICHLOROBENZENE	ND	0.005
1,3-DICHLOROBENZENE	ND	0.005
1,4-DICHLOROBENZENE	ND	0.005
DICHLORODIFLUOROMETHANE	ND	0.005
1,1-DICHLOROETHANE	ND	0.005
1,2-DICHLOROETHANE	ND	0.005
1,1-DICHLOROETHENE	ND	0.005
CIS-1,2-DICHLOROETHENE	ND	0.005
TRANS-1,2-DICHLOROETHENE	ND	0.005
1,2-DICHLOROPROPANE	ND	0.005

----- TO BE CONTINUED ON PAGE #2 -----

DATA REVIEWED AND APPROVED BY: _____

Enviro – Chem, Inc.
1214 E. Lexington Avenue, Pomona, CA 91766 Tel (909) 590-5905 Fax (909) 590-5907

LABORATORY REPORT

CUSTOMER: **Haz Mat Trans Inc.**
230 E. Dumas Street, San Bernardino, CA 92408
Tel(909)889-5607 Email:MikeHammer@HazMatTrans.com

PROJECT: **National, Rialto, F36**

SAMPLING DATE: 08/26/15 DATE RECEIVED: 08/26/15
MATRIX: SLUDGE DATE ANALYZED: 08/27/15
REPORT TO: Mr. MIKE HAMMER DATE REPORTED: 08/27/15

SAMPLE I.D.: **F36** LAB I.D.: 150826-10

ANALYSIS: VOLATILE ORGANICS, EPA METHOD 5030B/8260B, PAGE 2 OF 2
UNIT: mg/Kg = MILLIGRAM PER KILOGRAM = PPM

PARAMETER	SAMPLE RESULT	PQL X1
1,3-DICHLOROPROPANE	ND	0.005
2,2-DICHLOROPROPANE	ND	0.005
1,1-DICHLOROPROPENE	ND	0.005
CIS-1,3-DICHLOROPROPENE	ND	0.005
TRANS-1,3-DICHLOROPROPENE	ND	0.005
ETHYLBENZENE	ND	0.005
2-HEXANONE	ND	0.020
HEXACHLOROBUTADIENE	ND	0.005
ISOPROPYLBENZENE	ND	0.005
4-ISOPROPYLTOLUENE	ND	0.005
4-METHYL-2-PENTANONE (MIBK)	ND	0.020
METHYL tert-BUTYL ETHER (MTBE)	ND	0.005
METHYLENE CHLORIDE	ND	0.010
NAPHTHALENE	ND	0.005
N-PROPYLBENZENE	ND	0.005
STYRENE	ND	0.005
1,1,1,2-TETRACHLOROETHANE	ND	0.005
1,1,2,2-TETRACHLOROETHANE	ND	0.005
TETRACHLOROETHENE (PCE)	ND	0.005
TOLUENE	ND	0.005
1,2,3-TRICHLOROBENZENE	ND	0.005
1,2,4-TRICHLOROBENZENE	ND	0.005
1,1,1-TRICHLOROETHANE	ND	0.005
1,1,2-TRICHLOROETHANE	ND	0.005
TRICHLOROETHENE (TCE)	ND	0.005
TRICHLOROFLUOROMETHANE	ND	0.005
1,2,3-TRICHLOROPROPANE	ND	0.005
1,2,4-TRIMETHYLBENZENE	ND	0.005
1,3,5-TRIMETHYLBENZENE	ND	0.005
VINYL CHLORIDE	ND	0.005
M/P-XYLENE	ND	0.010
O-XYLENE	ND	0.005

COMMENTS PQL = PRACTICAL QUANTITATION LIMIT
ND = NON-DETECTED OR BELOW THE PQL
DATA REVIEWED AND APPROVED BY:
CAL-DHS CERTIFICATE # 1555

Enviro – Chem, Inc.
1214 E. Lexington Avenue, Pomona, CA 91766 Tel (909) 590-5905 Fax (909) 590-5907

METHOD BLANK REPORT

CUSTOMER: **Haz Mat Trans Inc.**
230 E. Dumas Street, San Bernardino, CA 92408
Tel(909)889-5607 Email:MikeHammer@HazMatTrans.com

PROJECT: **National, Rialto, F36**

SAMPLING DATE: 08/26/15 DATE RECEIVED: 08/26/15
MATRIX: SLUDGE DATE ANALYZED: 08/27/15
REPORT TO: Mr. MIKE HAMMER DATE REPORTED: 08/27/15

METHOD BLANK FOR LAB I.D.: 150826-10

ANALYSIS: VOLATILE ORGANICS, EPA METHOD 5030B/8260B, PAGE 1 OF 2
UNIT: mg/Kg = MILLIGRAM PER KILOGRAM = PPM

PARAMETER	SAMPLE RESULT	PQL X1
ACETONE	ND	0.020
BENZENE	ND	0.005
BROMOBENZENE	ND	0.005
BROMOCHLOROMETHANE	ND	0.005
BROMODICHLOROMETHANE	ND	0.005
BROMOFORM	ND	0.005
BROMOMETHANE	ND	0.005
2-BUTANONE (MEK)	ND	0.020
N-BUTYLBENZENE	ND	0.005
SEC-BUTYLBENZENE	ND	0.005
TERT-BUTYLBENZENE	ND	0.005
CARBON DISULFIDE	ND	0.010
CARBON TETRACHLORIDE	ND	0.005
CHLOROBENZENE	ND	0.005
CHLOROETHANE	ND	0.005
CHLOROFORM	ND	0.005
CHLOROMETHANE	ND	0.005
2-CHLOROTOLUENE	ND	0.005
4-CHLOROTOLUENE	ND	0.005
DIBROMOCHLOROMETHANE	ND	0.005
1,2-DIBROMO-3-CHLOROPROPANE	ND	0.005
1,2-DIBROMOETHANE	ND	0.005
DIBROMOMETHANE	ND	0.005
1,2-DICHLOROBENZENE	ND	0.005
1,3-DICHLOROBENZENE	ND	0.005
1,4-DICHLOROBENZENE	ND	0.005
DICHLORODIFLUOROMETHANE	ND	0.005
1,1-DICHLOROETHANE	ND	0.005
1,2-DICHLOROETHANE	ND	0.005
1,1-DICHLOROETHENE	ND	0.005
CIS-1,2-DICHLOROETHENE	ND	0.005
TRANS-1,2-DICHLOROETHENE	ND	0.005
1,2-DICHLOROPROPANE	ND	0.005

----- TO BE CONTINUED ON PAGE #2 -----

DATA REVIEWED AND APPROVED BY: _____

Enviro – Chem, Inc.
1214 E. Lexington Avenue, Pomona, CA 91766 Tel (909) 590-5905 Fax (909) 590-5907

METHOD BLANK REPORT

CUSTOMER: **Haz Mat Trans Inc.**
230 E. Dumas Street, San Bernardino, CA 92408
Tel(909)889-5607 Email:MikeHammer@HazMatTrans.com
PROJECT: **National, Rialto, F36**
SAMPLING DATE: 08/26/15 DATE RECEIVED: 08/26/15
MATRIX: SLUDGE DATE ANALYZED: 08/27/15
REPORT TO: Mr. MIKE HAMMER DATE REPORTED: 08/27/15

METHOD BLANK FOR LAB I.D.: 150826-10

ANALYSIS: VOLATILE ORGANICS, EPA METHOD 5030B/8260B, PAGE 2 OF 2
UNIT: mg/Kg = MILLIGRAM PER KILOGRAM = PPM

PARAMETER	SAMPLE RESULT	PQL X1
1,3-DICHLOROPROPANE	ND	0.005
2,2-DICHLOROPROPANE	ND	0.005
1,1-DICHLOROPROPENE	ND	0.005
CIS-1,3-DICHLOROPROPENE	ND	0.005
TRANS-1,3-DICHLOROPROPENE	ND	0.005
ETHYLBENZENE	ND	0.005
2-HEXANONE	ND	0.020
HEXACHLOROBUTADIENE	ND	0.005
ISOPROPYLBENZENE	ND	0.005
4-ISOPROPYLTOLUENE	ND	0.005
4-METHYL-2-PENTANONE (MIBK)	ND	0.020
METHYL tert-BUTYL ETHER (MTBE)	ND	0.005
METHYLENE CHLORIDE	ND	0.010
NAPHTHALENE	ND	0.005
N-PROPYLBENZENE	ND	0.005
STYRENE	ND	0.005
1,1,1,2-TETRACHLOROETHANE	ND	0.005
1,1,2,2-TETRACHLOROETHANE	ND	0.005
TETRACHLOROETHENE (PCE)	ND	0.005
TOLUENE	ND	0.005
1,2,3-TRICHLOROBENZENE	ND	0.005
1,2,4-TRICHLOROBENZENE	ND	0.005
1,1,1-TRICHLOROETHANE	ND	0.005
1,1,2-TRICHLOROETHANE	ND	0.005
TRICHLOROETHENE (TCE)	ND	0.005
TRICHLOROFLUOROMETHANE	ND	0.005
1,2,3-TRICHLOROPROPANE	ND	0.005
1,2,4-TRIMETHYLBENZENE	ND	0.005
1,3,5-TRIMETHYLBENZENE	ND	0.005
VINYL CHLORIDE	ND	0.005
M/P-XYLENE	ND	0.010
O-XYLENE	ND	0.005

COMMENTS PQL = PRACTICAL QUANTITATION LIMIT
ND = NON-DETECTED OR BELOW THE PQL
DATA REVIEWED AND APPROVED BY: _____
CAL-DHS CERTIFICATE # 1555

Enviro-Chem, Inc.
1214 E. Lexington Avenue, Pomona, CA 91766 Tel (909)590-5905 Fax (909)590-5907

8260B QA/QC Report

Date Analyzed: 8/27/2015 **Matrix:** Solid/Soil/Liquid
Machine: C **Unit:** mg/Kg (PPM)

Matrix Spike (MS)/Matrix Spike Duplicate (MSD)
Spiked Sample Lab I.D.: 150826-9 MS/MSD

Analyte	S.R.	spk conc	MS	%RC	MSD	%RC	%RPD	ACP %RC	ACP RPD
Benzene	0	0.050	0.059	118%	0.055	110%	8%	75-125	0-20
Chlorobenzene	0	0.050	0.055	110%	0.054	108%	2%	75-125	0-20
1,1-Dichloroethene	0	0.050	0.051	102%	0.048	96%	6%	75-125	0-20
Toluene	0	0.050	0.059	118%	0.054	108%	10%	75-125	0-20
Trichloroethene (TCE)	0	0.050	0.052	104%	0.050	100%	4%	75-125	0-20

Lab Control Spike (LCS):

Analyte	spk conc	LCS	%RC	ACP %RC
Benzene	0.050	0.049	98%	75-125
Chlorobenzene	0.050	0.052	104%	75-125
Chloroform	0.050	0.047	94%	75-125
1,1-Dichlorothene	0.050	0.048	96%	75-125
Ethylbenzene	0.050	0.055	110%	75-125
o-Xylene	0.050	0.053	106%	75-125
m,p-Xylene	0.100	0.110	110%	75-125
Toluene	0.050	0.049	98%	75-125
1,1,1-Trichloroethane	0.050	0.045	90%	75-125
Trichloroethene (TCE)	0.050	0.048	96%	75-125

Surrogate Recovery	spk conc	ACP %RC	MB %RC	%RC	%RC	%RC	%RC	%RC	%RC
Sample I.D.			**M-BLK**	**150826-9**	**150826-10**	**150826-1**	**150826-2**	**150826-4**	
Dibromofluoromethane	50.0	70-130	94%	91%	95%	105%	85%	103%	
Toluene-d8	50.0	70-130	94%	94%	95%	90%	90%	97%	
4-Bromofluorobenzene	50.0	70-130	91%	92%	91%	53*%	80%	96%	

Surrogate Recovery	spk conc	ACP %RC	%RC	%RC	%RC	%RC	%RC	%RC	%RC
Sample I.D.									
Dibromofluoromethane	50.0	70-130							
Toluene-d8	50.0	70-130							
4-Bromofluorobenzene	50.0	70-130							

Surrogate Recovery	spk conc	ACP %RC	%RC	%RC	%RC	%RC	%RC	%RC	%RC
Sample I.D.									
Dibromofluoromethane	50.0	70-130							
Toluene-d8	50.0	70-130							
4-Bromofluorobenzene	50.0	70-130							

** = Surrogate fail due to matrix interference; LCS, MS, MSD are in control therefore the analysis is in control.*
S.R. = Sample Results *%RC = Percent Recovery*
spk conc = Spike Concentration *ACP %RC = Accepted Percent Recovery*
MS = Matrix Spike *MSD = Matrix Spike Duplicate*

Analyzed/Reviewed By: _____

Final Reviewer: _____

eurofins | Calscience

WORK ORDER NUMBER: 15-08-1846

The difference is service

AIR | SOIL | WATER | MARINE CHEMISTRY

Analytical Report For

Client: Enviro-Chem, Inc. Laboratories
Client Project Name: National, Rialto, F36 (150826-10)
Attention: Curtis Desilets
1214 East Lexington Avenue
Pomona, CA 91766-1111

Ranjit K. T. Clarke

Approved for release on 08/27/2015 by:
Ranjit Clarke
Project Manager

ResultLink ▸

Email your PM ▸

Eurofins Calscience, Inc. (Calscience) certifies that the test results provided in this report meet all NELAC requirements for parameters for which accreditation is required or available. Any exceptions to NELAC requirements are noted in the case narrative. The original report of subcontracted analyses, if any, is attached to this report. The results in this report are limited to the sample(s) tested and any reproduction thereof must be made in its entirety. The client or recipient of this report is specifically prohibited from making material changes to said report and, to the extent that such changes are made, Calscience is not responsible, legally or otherwise. The client or recipient agrees to indemnify Calscience for any defense to any litigation which may arise.

eurofins | Calscience

Contents

Client Project Name: National, Rialto, F36 (150826-10)
Work Order Number: 15-08-1846

1 Work Order Narrative. 3

2 Sample Summary. 4

3 Client Sample Data. 5
3.1 EPA 314.0 (M) Perchlorate (Solid). 5

4 Quality Control Sample Data. 6
4.1 MS/MSD. 6
4.2 LCS/LCSD. 7

5 Sample Analysis Summary. 8

6 Glossary of Terms and Qualifiers. 9

7 Chain-of-Custody/Sample Receipt Form. 10

eurofins | Calscience

Work Order Narrative

Work Order: 15-08-1846 Page 1 of 1

Condition Upon Receipt:

Samples were received under Chain-of-Custody (COC) on 08/26/15. They were assigned to Work Order 15-08-1846.

Unless otherwise noted on the Sample Receiving forms all samples were received in good condition and within the recommended EPA temperature criteria for the methods noted on the COC. The COC and Sample Receiving Documents are integral elements of the analytical report and are presented at the back of the report.

Holding Times:

All samples were analyzed within prescribed holding times (HT) and/or in accordance with the Calscience Sample Acceptance Policy unless otherwise noted in the analytical report and/or comprehensive case narrative, if required.

Any parameter identified in 40CFR Part 136.3 Table II that is designated as "analyze immediately" with a holding time of <= 15 minutes (40CFR-136.3 Table II, footnote 4), is considered a "field" test and the reported results will be qualified as being received outside of the stated holding time unless received at the laboratory within 15 minutes of the collection time.

Quality Control:

All quality control parameters (QC) were within established control limits except where noted in the QC summary forms or described further within this report.

Subcontractor Information:

Unless otherwise noted below (or on the subcontract form), no samples were subcontracted.

Additional Comments:

Air - Sorbent-extracted air methods (EPA TO-4A, EPA TO-10, EPA TO-13A, EPA TO-17): Analytical results are converted from mass/sample basis to mass/volume basis using client-supplied air volumes.

Solid - Unless otherwise indicated, solid sample data is reported on a wet weight basis, not corrected for % moisture. All QC results are always reported on a wet weight basis.

Return to Contents

eurofins | Calscience

Sample Summary

Client:	Enviro-Chem, Inc. Laboratories 1214 East Lexington Avenue Pomona, CA 91766-1111	Work Order:	15-08-1846
		Project Name:	National, Rialto, F36 (150826-10)
		PO Number:	
		Date/Time Received:	08/26/15 17:28
		Number of Containers:	1
Attn:	Curtis Desilets		

Sample Identification	Lab Number	Collection Date and Time	Number of Containers	Matrix
F-36 (150826-10)	15-08-1846-1	08/26/15 10:00	1	Solid

eurofins | Calscience

Analytical Report

Enviro-Chem, Inc. Laboratories		Date Received:	08/26/15
1214 East Lexington Avenue		Work Order:	15-08-1846
Pomona, CA 91766-1111		Preparation:	Cartridge
		Method:	EPA 314.0 (M)
		Units:	ug/kg
Project: National, Rialto, F36 (150826-10)			Page 1 of 1

Client Sample Number	Lab Sample Number	Date/Time Collected	Matrix	Instrument	Date Prepared	Date/Time Analyzed	QC Batch ID
F-36 (150826-10)	**15-08-1846-1-A**	**08/26/15 10:00**	**Solid**	**IC 8**	**08/26/15**	**08/26/15 20:00**	**150826L01P**

Parameter	Result	RL	DF	Qualifiers
Perchlorate	ND	20	1.00	

Method Blank	**099-05-205-1061**	**N/A**	**Solid**	**IC 8**	**08/26/15**	**08/26/15 19:05**	**150826L01P**

Parameter	Result	RL	DF	Qualifiers
Perchlorate	ND	20	1.00	

RL: Reporting Limit. DF: Dilution Factor. MDL: Method Detection Limit.

eurofins | Calscience

Quality Control - Spike/Spike Duplicate

Enviro-Chem, Inc. Laboratories		Date Received:	08/26/15
1214 East Lexington Avenue		Work Order:	15-08-1846
Pomona, CA 91766-1111		Preparation:	Cartridge
		Method:	EPA 314.0 (M)
Project: National, Rialto, F36 (150826-10)			Page 1 of 1

Quality Control Sample ID	Type	Matrix	Instrument	Date Prepared	Date Analyzed	MS/MSD Batch Number
F-36 (150826-10)	**Sample**	**Solid**	**IC 8**	**08/26/15**	**08/26/15 20:00**	**150826S01P**
F-36 (150826-10)	**Matrix Spike**	**Solid**	**IC 8**	**08/26/15**	**08/26/15 20:14**	**150826S01P**
F-36 (150826-10)	**Matrix Spike Duplicate**	**Solid**	**IC 8**	**08/26/15**	**08/26/15 20:29**	**150826S01P**

Parameter	Sample Conc.	Spike Added	MS Conc.	MS %Rec.	MSD Conc.	MSD %Rec.	%Rec. CL	RPD	RPD CL	Qualifiers
Perchlorate	ND	500.0	383.8	77	386.4	77	80-120	1	0-15	3

RPD: Relative Percent Difference. CL: Control Limits

Return to Contents

eurofins | Calscience

Quality Control - LCS

Enviro-Chem, Inc. Laboratories		Date Received:	08/26/15
1214 East Lexington Avenue		Work Order:	15-08-1846
Pomona, CA 91766-1111		Preparation:	Cartridge
		Method:	EPA 314.0 (M)
Project: National, Rialto, F36 (150826-10)			Page 1 of 1

Quality Control Sample ID	Type	Matrix	Instrument	Date Prepared	Date Analyzed	LCS Batch Number
099-05-205-1061	**LCS**	**Solid**	**IC 8**	**08/26/15**	**08/26/15 19:19**	**150826L01P**

Parameter	Spike Added	Conc. Recovered	LCS %Rec.	%Rec. CL	Qualifiers
Perchlorate	250.0	221.0	88	85-115	

RPD: Relative Percent Difference. CL: Control Limits

eurofins | Calscience

Sample Analysis Summary Report

Work Order: 15-08-1846

Method	Extraction	Chemist ID	Instrument	Analytical Location
EPA 314.0 (M)	Cartridge	921	IC 8	1

eurofins | Calscience

Glossary of Terms and Qualifiers

Work Order: 15-08-1846

Qualifiers	Definition
*	See applicable analysis comment.
<	Less than the indicated value.
>	Greater than the indicated value.
1	Surrogate compound recovery was out of control due to a required sample dilution. Therefore, the sample data was reported without further clarification.
2	Surrogate compound recovery was out of control due to matrix interference. The associated method blank surrogate spike compound was in control and, therefore, the sample data was reported without further clarification.
3	Recovery of the Matrix Spike (MS) or Matrix Spike Duplicate (MSD) compound was out of control due to suspected matrix interference. The associated LCS recovery was in control.
4	The MS/MSD RPD was out of control due to suspected matrix interference.
5	The PDS/PDSD or PES/PESD associated with this batch of samples was out of control due to suspected matrix interference.
6	Surrogate recovery below the acceptance limit.
7	Surrogate recovery above the acceptance limit.
B	Analyte was present in the associated method blank.
BU	Sample analyzed after holding time expired.
BV	Sample received after holding time expired.
CI	See case narrative.
E	Concentration exceeds the calibration range.
ET	Sample was extracted past end of recommended max. holding time.
HD	The chromatographic pattern was inconsistent with the profile of the reference fuel standard.
HDH	The sample chromatographic pattern for TPH matches the chromatographic pattern of the specified standard but heavier hydrocarbons were also present (or detected).
HDL	The sample chromatographic pattern for TPH matches the chromatographic pattern of the specified standard but lighter hydrocarbons were also present (or detected).
J	Analyte was detected at a concentration below the reporting limit and above the laboratory method detection limit. Reported value is estimated.
JA	Analyte positively identified but quantitation is an estimate.
ME	LCS Recovery Percentage is within Marginal Exceedance (ME) Control Limit range (+/- 4 SD from the mean).
ND	Parameter not detected at the indicated reporting limit.
Q	Spike recovery and RPD control limits do not apply resulting from the parameter concentration in the sample exceeding the spike concentration by a factor of four or greater.
SG	The sample extract was subjected to Silica Gel treatment prior to analysis.
X	% Recovery and/or RPD out-of-range.
Z	Analyte presence was not confirmed by second column or GC/MS analysis.

Solid - Unless otherwise indicated, solid sample data is reported on a wet weight basis, not corrected for % moisture. All QC results are reported on a wet weight basis.

Any parameter identified in 40CFR Part 136.3 Table II that is designated as "analyze immediately" with a holding time of <= 15 minutes (40CFR-136.3 Table II, footnote 4), is considered a "field" test and the reported results will be qualified as being received outside of the stated holding time unless received at the laboratory within 15 minutes of the collection time.

A calculated total result (Example: Total Pesticides) is the summation of each component concentration and/or, if "J" flags are reported, estimated concentration. Component concentrations showing not detected (ND) are summed into the calculated total result as zero concentrations.

Return to Contents

eurofins | Calscience

WORK ORDER NUMBER: 15-08- 1846

SAMPLE RECEIPT CHECKLIST

COOLER 1 OF 1

CLIENT: Enviro-Chem, Inc.

DATE: 08 / 26 / 2015

TEMPERATURE: (Criteria: 0.0°C – 6.0°C, not frozen except sediment/tissue)

Thermometer ID: SC5 (CF:-0.2°C); Temperature (w/o CF): 3.9 °C (w/ CF): 3.7 °C; ☐ Blank ☑ Sample

☐ Sample(s) outside temperature criteria (PM/APM contacted by: _____)

☐ Sample(s) outside temperature criteria but received on ice/chilled on same day of sampling

☐ Sample(s) received at ambient temperature; placed on ice for transport by courier

Ambient Temperature: ☐ Air ☐ Filter

Checked by: 83c

CUSTODY SEAL:

Cooler	☐ Present and Intact	☐ Present but Not Intact	☑ Not Present	☐ N/A	Checked by: 83c
Sample(s)	☐ Present and Intact	☐ Present but Not Intact	☑ Not Present	☐ N/A	Checked by: 83c

SAMPLE CONDITION:

	Yes	No	N/A
Chain-of-Custody (COC) document(s) received with samples	☑	☐	☐
COC document(s) received complete	☑	☐	☐
☐ Sampling date ☐ Sampling time ☐ Matrix ☐ Number of containers			
☐ No analysis requested ☐ Not relinquished ☐ No relinquished date ☐ No relinquished time			
Sampler's name indicated on COC	☑	☐	☐
Sample container label(s) consistent with COC	☑	☐	☐
Sample container(s) intact and in good condition	☑	☐	☐
Proper containers for analyses requested	☑	☐	☐
Sufficient volume/mass for analyses requested	☑	☐	☐
Samples received within holding time	☑	☐	☐
Aqueous samples for certain analyses received within 15-minute holding time			
☐ pH ☐ Residual Chlorine ☐ Dissolved Sulfide ☐ Dissolved Oxygen	☐	☐	☑
Proper preservation chemical(s) noted on COC and/or sample container	☐	☐	☑
Unpreserved aqueous sample(s) received for certain analyses			
☐ Volatile Organics ☐ Total Metals ☐ Dissolved Metals			
Container(s) for certain analysis free of headspace	☐	☐	☑
☐ Volatile Organics ☐ Dissolved Gases (RSK-175) ☐ Dissolved Oxygen (SM 4500)			
☐ Carbon Dioxide (SM 4500) ☐ Ferrous Iron (SM 3500) ☐ Hydrogen Sulfide (Hach)			
Tedlar™ bag(s) free of condensation	☐	☐	☑

CONTAINER TYPE: (Trip Blank Lot Number: _____)

Aqueous: ☐ VOA ☐ VOAh ☐ VOAna_2 ☐ 100PJ ☐ 100PJna_2 ☐ 125AGB ☐ 125AGBh ☐ 125AGBp ☐ 125PB ☐ 125PBznna ☐ 250AGB ☐ 250CGB ☐ 250CGBs ☐ 250PB ☐ 250PBn ☐ 500AGB ☐ 500AGJ ☐ 500AGJs ☐ 500PB ☐ 1AGB ☐ 1AGBna_2 ☐ 1AGBs ☐ 1PB ☐ 1PBna ☐ _____ ☐ _____ ☐ _____ ☐ _____

Solid: ☐ 4ozCGJ ☐ 8ozCGJ ☐ 16ozCGJ ☐ Sleeve (_____) ☐ EnCores® (_____) ☐ TerraCores® (_____) ☐ _____

Air: ☐ Tedlar™ ☐ Canister ☐ Sorbent Tube ☐ PUF ☐ _____ **Other Matrix** (Sludge): ☑ 4ozCGJ ☐ _____

Container: **A** = Amber, **B** = Bottle, **C** = Clear, **E** = Envelope, **G** = Glass, **J** = Jar, **P** = Plastic, and **Z** = Ziploc/Resealable Bag

Preservative: **b** = buffered, **f** = filtered, **h** = HCl, **n** = HNO_3, **na** = NaOH, **na_2** = $Na_2S_2O_3$, **p** = H_3PO_4, **s** = H_2SO_4, **u** = ultra-pure, **znna** = $Zn(CH_3CO_2)_2$ + NaOH

Labeled/Checked by: 83c

Reviewed by: 3D

Enviro-Chem, Inc. Laboratories
1214 E. Lexington Avenue,
Pomona, CA 91766
Tel: (909) 590-5905 Fax: (909) 590-5907
CA-DHS ELAP CERTIFICATE #1555

Turnaround Time
0 Same Day
0 24 Hours
0 48 Hours
0 72 Hours
0 1 Week (Standard)
Other:

Misc./PO# **15-08-1846**

SAMPLE ID	LAB ID	SAMPLING DATE	SAMPLING TIME	MATRIX	No. OF CONTAINERS	TEMPERATURE	PRESERVATION	Perchlorate	COMMENTS
F-36 (150826-10)		08/26/15	10:00	Sludge	1		None	X	Due By 5pm 8/27/15

Analysis Required

Company Name: Enviro-Chem, Inc
Address: 1214 E. Lexington Avenue
City/State/Zip: Pomona, CA 91766

Project Contact: Curtis Desilets
Tel: 909-590-5905
Fax/Email: envirocheminc @ gmail.com

Sampler's Signature: Mike
Project Name/ID: National, Rialto, F36 (150826-10)

Relinquished by:	Received by:	Date & Time:
Curtis Desilets		08/26/15 1728
Relinquished by:	Received by:	Date & Time:
Relinquished by:	Received by:	Date & Time:

Instructions for Sample Storage After Analysis:
O Dispose of O Return to Client O Store (30 Days)
O Other:

Page 10 of 11

CHAIN OF CUSTODY RECORD

Date: 8/20/15

WHITE WITH SAMPLE • YELLOW T
Return to Contract

Page 1 of 1

Enviro-Chem, Inc. Laboratories
1214 E. Lexington Avenue,
Pomona, CA 91766
Tel: (909) 590-5905 Fax: (909) 590-5907
CA-DHS ELAP CERTIFICATE #1555

Turnaround Time
0 Same Day
X 24 Hours
0 48 Hours
0 72 Hours
0 1 Week (Standard)
Other:

RUSH

Misc./PO#

SAMPLE ID	LAB ID	SAMPLING DATE	SAMPLING TIME	MATRIX	No. OF CONTAINERS	TEMPERATURE	PRESERVATION	METALS	VOC'S	TPH FULL CHAIN	PERCHLORATE					COMMENTS
								Analysis Required								
F36	150826-10	8/26/15	10:00AM	MWD	2	4°C	NO	✓	✓	✓	✓					COMPOSITE

Company Name: HAZ MAT TRADS, INC.
Address: 230 E. DUNAS ST.
City/State/Zip: SAN BERNARDINO, CA 92408

Project Contact: Mike Hammer
Tel: (909) 889 5607
Fax/Email: ~~(909) 884-8966~~ mikehammer@hazmattrads.com

Sampler's Signature: [signature]
Project Name/ID: NATIONAL, RIALTO, F36

Relinquished by:	Received by:	Date & Time:
[signature]	[signature]	8/26/15 13:23
Relinquished by:	Received by:	Date & Time:
Relinquished by:	Received by:	Date & Time:

Instructions for Sample Storage After Analysis:
X Dispose of O Return to Client O Store (30 Days)
O Other:

CHAIN OF CUSTODY RECORD

Date: 8/26/15

WHITE WITH SAMPLE • YELLOW TO CLIENT

Enviro – Chem, Inc.
1214 E. Lexington Avenue, Pomona, CA 91766 Tel (909) 590-5905 Fax (909) 590-5907

Date: August 31, 2015

Mr. Mike Hammer
Haz Mat Trans Inc.
230 E. Dumas Street
San Bernardino, CA 92408
Tel(909)889-5607 Email:MikeHammer@HazMatTrans.com

Project: **National, Rialto, F35**
Lab I.D.: **150826-9**

Dear Mr. Hammer:

The **additional STLC-Cr results** for the sludge sample, received by our laboratory on August 26, 2015, are attached. The sample was received chilled, intact, accompanying chain of custody and also stored per the EPA protocols.

Enviro-Chem appreciates the opportunity to provide you and your company this and other services. Please do not hesitate to call us if you have any questions.

Sincerely,

Curtis Desilets
Vice President/Program Manager

Andy Wang
Laboratory Manager

Enviro – Chem, Inc.
1214 E. Lexington Avenue, Pomona, CA 91766 Tel (909) 590-5905 Fax (909) 590-5907

LABORATORY REPORT

CUSTOMER: **Haz Mat Trans Inc.**
230 E. Dumas Street, San Bernardino, CA 92408
Tel(909)889-5607 Email:MikeHammer@HazMatTrans.com

PROJECT: **National, Rialto, F35**

SAMPLING DATE: 08/26/15 | DATE RECEIVED: 08/26/15
MATRIX: SLUDGE | DATE ANALYZED: 08/29-31/15
REPORT TO: Mr. MIKE HAMMER | DATE REPORTED: 08/31/15

SAMPLE I.D.: **F35** | LAB I.D.: 150826-9

SOLUBLE THRESHOLD LIMIT CONCENTRATION (STLC) ANALYSIS
UNIT: mg/L IN THE STLC LEACHATE

ELEMENT ANALYZED	SAMPLE RESULT	PQL	DF	TTLC LIMIT	STLC LIMIT	EPA METHOD USED
Chromium (Cr)	0.056	0.05	1	2,500	560/5.0@	6010B

COMMENTS
DF = Dilution Factor
PQL = Practical Quantitation Limit
Actual Detection Limit = PQL X DF
TTLC = Total Threshold Limit Concentration
STLC = Soluble Threshold Limit Concentration
@ = Must meet the TCLP limit/chromium (5.0 mg/L in TCLP leachate)
** = TCLP Chromium/TTLC-Chromium VI recommended (if marked)
*** = The concentration exceeds the STLC Limit, and the sample is defined as hazardous waste as per CAL-TITLE 22 (if marked)

Data Reviewed and Approved by: _____
CAL-DHS ELAP CERTIFICATE No.: 1555

Enviro – Chem, Inc.
1214 E. Lexington Avenue, Pomona, CA 91766 Tel (909) 590-5905 Fax (909) 590-5907

METHOD BLANK REPORT

CUSTOMER: **Haz Mat Trans Inc.**
230 E. Dumas Street, San Bernardino, CA 92408
Tel(909)889-5607 Email:MikeHammer@HazMatTrans.com

PROJECT: **National, Rialto, F35**

SAMPLING DATE: 08/26/15 DATE RECEIVED: 08/26/15
MATRIX: SLUDGE DATE ANALYZED: 08/29-31/15
REPORT TO: Mr. MIKE HAMMER DATE REPORTED: 08/31/15

METHOD BLANK FOR LAB I.D.: 150826-9

SOLUBLE THRESHOLD LIMIT CONCENTRATION (STLC) ANALYSIS
UNIT: mg/L IN THE STLC LEACHATE

ELEMENT ANALYZED	SAMPLE RESULT	PQL	DF	TTLC LIMIT	STLC LIMIT	EPA METHOD USED
Chromium (Cr)	ND	0.05	1	2,500	560/5.0@	6010B

COMMENTS
DF = Dilution Factor
PQL = Practical Quantitation Limit
Actual Detection Limit = PQL X DF
ND = Below the actual detection limit or non-detected
TTLC = Total Threshold Limit Concentration
STLC = Soluble Threshold Limit Concentration
@ = Must meet the TCLP limit/chromium (5.0 mg/L in TCLP leachate)
** = TCLP Chromium/TTLC-Chromium VI recommended (if marked)
*** = The concentration exceeds the STLC Limit, and the sample is defined as hazardous waste as per CAL-TITLE 22 (if marked)

Data Reviewed and Approved by: _____
CAL-DHS ELAP CERTIFICATE No.: 1555

QA/QC for Metals Analysis --STLC

Matrix Spike/ Matrix Spike Duplicate/ LCS :

ANALYSIS DATE: 8/31/2015

Unit : mg/L (ppm)

Analysis	Spk.Sample ID	LCS CONC.	LCS %Rec.	LCS STATUS	Sample Result	Spike Conc.	MS	% Rec MS	MSD	% Rec MSD	% RPD
Arsenici(As)	150824-2	5.00	102	PASS	1.04	5.00	6.03	100%	6.03	100%	0%
Chromium(Cr)	150824-2	5.00	97	PASS	0.490	5.00	5.04	91%	5.04	91%	0%
Lead(Pb)	150824-2	5.00	103	PASS	0.443	5.00	4.82	88%	4.79	87%	1%

ANALYSIS DATE: 8/26/2015

Analysis	Spk.Sample ID	LCS CONC.	LCS %Rec.	LCS STATUS	Sample Result	Spike Conc.	MS	% Rec MS	MSD	% Rec MSD	% RPD
Mercury (Hg)	150824-17	0.0125	93	PASS	0	0.0125	0.0107	86%	0.0101	81%	6%

MS/MSD Status:

Analysis	%MS	%MSD	%LCS	%RPD
Arsenici(As)	PASS	PASS	PASS	PASS
Chromium(Cr)	PASS	PASS	PASS	PASS
Lead(Pb)	PASS	PASS	PASS	PASS
Mercury (Hg)	PASS	PASS	PASS	PASS
Accepted Range	75 ~ 125	75 ~ 125	85 ~ 115	0 ~ 20

ANALYST: _____

FINAL REVIEWER: _____

*=Fail due to matrix interference

Note:LCS is in control therefore results are in control

Enviro-Chem, Inc. Laboratories
1214 E. Lexington Avenue,
Pomona, CA 91766
Tel: (909) 590-5905 Fax: (909) 590-5907
CA-DHS ELAP CERTIFICATE #1555

Turnaround Time
0 Same Day
X 24 Hours
0 48 Hours
0 72 Hours
0 1 Week (Standard)
Other:

RUSH

Misc./PO#

SAMPLE ID	LAB ID	SAMPLING DATE	SAMPLING TIME	MATRIX	No. OF CONTAINERS	TEMPERATURE	PRESERVATION	Metals	VOCs	TPH FULL CHAIN	PERCHLORATE	STLC-CR				COMMENTS
F35	150826-9	10/26/15	10:20am	MUD	2	4	NO	✓	✓	✓	✓		(X)			COMPOSITE

Analysis Required

Company Name: HAZ MAT TRANS, INC.
Address: 230 E. DUNTS ST.
City/State/Zip: SAN BERNARDINO, CA 92408

Project Contact: Mike Hammer
Tel: (909) 889-5607
Fax/Email: mikehammer@hazmattrans.com

Sampler's Signature: Mike Hammer
Project Name/ID: NATIONAL, RIALTO, F35

Relinquished by:	Received by:	Date & Time:
Mike Hammer	[illegible]	8/26/15 12:25
Relinquished by:	Received by:	Date & Time:
Relinquished by:	Received by:	Date & Time:

Instructions for Sample Storage After Analysis:
X Dispose of O Return to Client O Store (30 Days)
O Other:

CHAIN OF CUSTODY RECORD

Date: 8/26/15

WHITE WITH SAMPLE • YELLOW TO CLIENT

Page 1 of 1

Enviro – Chem, Inc.
1214 E. Lexington Avenue, Pomona, CA 91766 Tel (909) 590-5905 Fax (909) 590-5907

Date: August 27, 2015

Mr. Mike Hammer
Haz Mat Trans Inc.
230 E. Dumas Street
San Bernardino, CA 92408
Tel(909)889-5607 Email:MikeHammer@HazMatTrans.com

Project: **National, Rialto, F35**
Lab I.D.: **150826-9**

Dear Mr. Hammer:

The **analytical results** for the sludge sample, received by our laboratory on August 26, 2015, are attached. The sample was received chilled, intact, and accompanying chain of custody.

Enviro-Chem appreciates the opportunity to provide you and your company this and other services. Please do not hesitate to call us if you have any questions.

Sincerely,

Curtis Desilets
Vice President/Program Manager

Andy Wang
Laboratory Manager

Enviro – Chem, Inc.
1214 E. Lexington Avenue, Pomona, CA 91766 Tel (909) 590-5905 Fax (909) 590-5907

LABORATORY REPORT

CUSTOMER: **Haz Mat Trans Inc.**
230 E. Dumas Street, San Bernardino, CA 92408
Tel(909)889-5607 Email:MikeHammer@HazMatTrans.com

PROJECT: **National, Rialto, F35**

DATE RECEIVED: 08/26/15
SAMPLING DATE: 08/26/15 DATE EXTRACTED: 08/26/15
MATRIX: SLUDGE DATE ANALYZED: 08/26/15
REPORT TO: Mr. MIKE HAMMER DATE REPORTED: 08/27/15

TOTAL PETROLEUM HYDROCARBONS(TPH) - CARBON CHAIN ANALYSIS
METHOD: EPA 8015B
UNIT: mg/Kg = MILLIGRAM PER KILOGRAM = PPM

SAMPLE I.D.	LAB I.D.	C4-C10	C11-C22	C23-C35	DF
F35	150826-9	ND	ND	ND	1
METHOD BLANK		ND	ND	ND	1
	PQL	10	10	50	

COMMENTS
C4-C10 = GASOLINE RANGE
C11-C22 = DIESEL RANGE
C23-C35 = MOTOR OIL RANGE
DF = DILUTION FACTOR
PQL = PRACTICAL QUANTITATION LIMIT
ACTUAL DETECTION LIMIT = DF X PQL
ND = NON-DETECTED OR BELOW THE ACTUAL DETECTION LIMIT

Data Reviewed and Approved by: _____
CAL-DHS ELAP CERTIFICATE No.: 1555

Enviro Chem, Inc

1214 E. Lexington Avenue, Pomona, CA 91766 Tel (909)590-5905 Fax (909)590-5907

8015B QA/QC Report

Date Analyzed: 8/26/2015 **Units:** mg/Kg (ppm)

Matrix: **Soil/Solid/Sludge/Liquid**

Matrix Spike (MS)/Matrix Spike Duplicate (MSD)

Spiked Sample Lab I.D.: **150826-LCS1/2**

Analyte	SR	spk conc	MS	%MS	MSD	%MSD	%RPD	ACP %MS	ACP RPD
C11~C22 Range	0	200	199	**100%**	207	**104%**	**4%**	**75-125**	**0-20%**

LCS STD RECOVERY:

Analyte	spk conc	LCS	% REC	ACP
C11~C22 Range	200	224	**112%**	**75-125**

Analyzed and Reviewed By: _____

Final Reviewer: _____

Enviro – Chem, Inc.
1214 E. Lexington Avenue, Pomona, CA 91766 Tel (909) 590-5905 Fax (909) 590-5907

LABORATORY REPORT

CUSTOMER: **Haz Mat Trans Inc.**
230 E. Dumas Street, San Bernardino, CA 92408
Tel(909)889-5607 Email:MikeHammer@HazMatTrans.com

PROJECT: **National, Rialto, F35**

SAMPLING DATE: 08/26/15 DATE RECEIVED: 08/26/15
MATRIX: SLUDGE DATE ANALYZED: 08/27/15
REPORT TO: Mr. MIKE HAMMER DATE REPORTED: 08/27/15

SAMPLE I.D.: **F35** LAB I.D.: 150826-9

TOTAL THRESHOLD LIMIT CONCENTRATION (TTLC) ANALYSIS
UNIT: mg/Kg = MILLIGRAM PER KILOGRAM = PPM

ELEMENT ANALYZED	SAMPLE RESULT	PQL	DF	TTLC LIMIT	STLC LIMIT	EPA METHOD
Antimony(Sb)	ND	0.400	1	500	15	6010B
Arsenic(As)	3.41	0.200	1	500	5.0	6010B
Barium(Ba)	24.1	2.00	1	10,000	100	6010B
Beryllium(Be)	ND	0.200	1	75	0.75	6010B
Cadmium(Cd)	ND	0.200	1	100	1.0	6010B
Chromium(Cr), Total	33.5 **	0.200	1	2,500	560/5@	6010B
Chromium VI (Cr6)	--	0.010	-	500	5.0	7196A
Cobalt(Co)	3.15	0.400	1	8,000	80	6010B
Copper(Cu)	7.46	0.400	1	2,500	25	6010B
Lead(Pb)	2.64	0.200	1	1,000	5.0	6010B
Mercury(Hg)	ND	0.002	1	20	0.2	7470A
Molybdenum(Mo)	ND	2.00	1	3,500	350	6010B
Nickel(Ni)	4.66	1.00	1	2,000	20	6010B
Selenium(Se)	ND	0.400	1	100	1.0	6010B
Silver(Ag)	ND	0.400	1	500	5.0	6010B
Thallium(Tl)	ND	0.400	1	700	7.0	6010B
Vanadium(V)	20.7	2.00	1	2,400	24	6010B
Zinc(Zn)	17.1	0.200	1	5,000	250	6010B

COMMENTS:
DF = Dilution Factor
PQL = Practical Quantitation Limit
Actual Detection Limit = PQL X DF
ND = Below the Actual Detection Limit or non-detected
TTLC = Total Threshold Limit Concentration
STLC = Soluble Threshold Limit Concentration
@ = Must meet both the STLC Limit at 560 and EPA-TCLP Limit at 5
* = STLC analysis for the metal recommended (if marked)
** = Additional Analysis required, please call to discuss (if marked)
*** = The concentration exceeds the TTLC Limit, and the sample is defined as hazardous waste as per CCR-TITLE 22 (if marked)
-- = Not analyzed/not requested

Data Reviewed and Approved by: _____
CAL-DHS ELAP CERTIFICATE No.: 1555

Enviro – Chem, Inc.
1214 E. Lexington Avenue, Pomona, CA 91766 Tel (909) 590-5905 Fax (909) 590-5907

METHOD BLANK REPORT

CUSTOMER: **Haz Mat Trans Inc.**
230 E. Dumas Street, San Bernardino, CA 92408
Tel(909)889-5607 Email:MikeHammer@HazMatTrans.com

PROJECT: **National, Rialto, F35**

SAMPLING DATE: 08/26/15 DATE RECEIVED: 08/26/15
MATRIX: SLUDGE DATE ANALYZED: 08/27/15
REPORT TO: Mr. MIKE HAMMER DATE REPORTED: 08/27/15

METHOD BLANK FOR LAB I.D.: 150826-9

TOTAL THRESHOLD LIMIT CONCENTRATION (TTLC) ANALYSIS
UNIT: mg/Kg = MILLIGRAM PER KILOGRAM = PPM

ELEMENT ANALYZED	SAMPLE RESULT	PQL	DF	TTLC LIMIT	STLC LIMIT	EPA METHOD
Antimony(Sb)	ND	0.400	1	500	15	6010B
Arsenic(As)	ND	0.200	1	500	5.0	6010B
Barium(Ba)	ND	2.00	1	10,000	100	6010B
Beryllium(Be)	ND	0.200	1	75	0.75	6010B
Cadmium(Cd)	ND	0.200	1	100	1.0	6010B
Chromium(Cr), Total	ND	0.200	1	2,500	560/5@	6010B
Chromium VI (Cr6)	--	0.010	-	500	5.0	7196A
Cobalt(Co)	ND	0.400	1	8,000	80	6010B
Copper(Cu)	ND	0.400	1	2,500	25	6010B
Lead(Pb)	ND	0.200	1	1,000	5.0	6010B
Mercury(Hg)	ND	0.002	1	20	0.2	7470A
Molybdenum(Mo)	ND	2.00	1	3,500	350	6010B
Nickel(Ni)	ND	1.00	1	2,000	20	6010B
Selenium(Se)	ND	0.400	1	100	1.0	6010B
Silver(Ag)	ND	0.400	1	500	5.0	6010B
Thallium(Tl)	ND	0.400	1	700	7.0	6010B
Vanadium(V)	ND	2.00	1	2,400	24	6010B
Zinc(Zn)	ND	0.200	1	5,000	250	6010B

COMMENTS:
DF = Dilution Factor
PQL = Practical Quantitation Limit
Actual Detection Limit = PQL X DF
ND = Below the Actual Detection Limit or non-detected
TTLC = Total Threshold Limit Concentration
STLC = Soluble Threshold Limit Concentration
@ = Must meet both the STLC Limit at 560 and EPA-TCLP Limit at 5
* = STLC analysis for the metal recommended (if marked)
** = Additional Analysis required, please call to discuss (if marked)
*** = The concentration exceeds the TTLC Limit, and the sample is defined as hazardous waste as per CCR-TITLE 22 (if marked)
-- = Not analyzed/not requested

Data Reviewed and Approved by: _____
CAL-DHS ELAP CERTIFICATE No.: 1555

QA/QC for Metals Analysis --TTLC-- LIQ/SLUDGE *MATRIX*

Matrix Spike/ Matrix Spike Duplicate/ LCS :

ANALYSIS DATE: 8/27/2015

Unit : mg/Kg(ppm)

Analysis	Spk.Sample ID	LCS CONC.	LCS %Rec.	LCS STATUS	*Sample Result*	Spike Conc.	MS	% Rec MS	MSD	% Rec MSD	% RPD
Arsenic(As)	150826-4	20.0	101	*PASS*	0.244	20.0	20.4	101%	20.9	103%	2%
Lead(Pb)	150826-4	20.0	97	*PASS*	3.75	20.0	24.5	104%	25.1	107%	3%
Nickel(Ni)	150826-4	20.0	100	*PASS*	0.768	20.0	21.9	106%	22.0	106%	0%

ANALYSIS DATE. : 8/27/2015

Analysis	Spk.Sample ID	LCS CONC.	LCS %Rec.	LCS STATUS	*Sample Result*	Spike Conc.	MS	% Rec MS	MSD	% Rec MSD	% RPD
Mercury (Hg)	150826-9	0.0250	93	*PASS*	*0*	0.0250	0.0212	85%	0.0223	89%	5%

MS/MSD Status:

Analysis	%MS	%MSD	%LCS	%RPD
Arsenic(As)	*PASS*	*PASS*	*PASS*	*PASS*
Lead(Pb)	*PASS*	*PASS*	*PASS*	*PASS*
Nickel(Ni)	*PASS*	*PASS*	*PASS*	*PASS*
Mercury (Hg)	*PASS*	*PASS*	*PASS*	*PASS*
Accepted Range	**75 ~ 125**	**75 ~ 125**	**85 ~ 115**	**0 ~ 20**

ANALYST: _____

FINAL REVIEWER: _____

*=Fail due to matrix interference

Note:LCS is in control therefore results are in control

Enviro – Chem, Inc.
1214 E. Lexington Avenue, Pomona, CA 91766 Tel (909) 590-5905 Fax (909) 590-5907

LABORATORY REPORT

CUSTOMER: **Haz Mat Trans Inc.**
230 E. Dumas Street, San Bernardino, CA 92408
Tel(909)889-5607 Email:MikeHammer@HazMatTrans.com

PROJECT: **National, Rialto, F35**

SAMPLING DATE: 08/26/15 DATE RECEIVED: 08/26/15
MATRIX: SLUDGE DATE ANALYZED: 08/27/15
REPORT TO: Mr. MIKE HAMMER DATE REPORTED: 08/27/15

SAMPLE I.D.: **F35** LAB I.D.: 150826-9

ANALYSIS: VOLATILE ORGANICS, EPA METHOD 5030B/8260B, PAGE 1 OF 2
UNIT: mg/Kg = MILLIGRAM PER KILOGRAM = PPM

PARAMETER	SAMPLE RESULT	PQL X1
ACETONE	ND	0.020
BENZENE	ND	0.005
BROMOBENZENE	ND	0.005
BROMOCHLOROMETHANE	ND	0.005
BROMODICHLOROMETHANE	ND	0.005
BROMOFORM	ND	0.005
BROMOMETHANE	ND	0.005
2-BUTANONE (MEK)	ND	0.020
N-BUTYLBENZENE	ND	0.005
SEC-BUTYLBENZENE	ND	0.005
TERT-BUTYLBENZENE	ND	0.005
CARBON DISULFIDE	ND	0.010
CARBON TETRACHLORIDE	ND	0.005
CHLOROBENZENE	ND	0.005
CHLOROETHANE	ND	0.005
CHLOROFORM	ND	0.005
CHLOROMETHANE	ND	0.005
2-CHLOROTOLUENE	ND	0.005
4-CHLOROTOLUENE	ND	0.005
DIBROMOCHLOROMETHANE	ND	0.005
1,2-DIBROMO-3-CHLOROPROPANE	ND	0.005
1,2-DIBROMOETHANE	ND	0.005
DIBROMOMETHANE	ND	0.005
1,2-DICHLOROBENZENE	ND	0.005
1,3-DICHLOROBENZENE	ND	0.005
1,4-DICHLOROBENZENE	ND	0.005
DICHLORODIFLUOROMETHANE	ND	0.005
1,1-DICHLOROETHANE	ND	0.005
1,2-DICHLOROETHANE	ND	0.005
1,1-DICHLOROETHENE	ND	0.005
CIS-1,2-DICHLOROETHENE	ND	0.005
TRANS-1,2-DICHLOROETHENE	ND	0.005
1,2-DICHLOROPROPANE	ND	0.005

----- TO BE CONTINUED ON PAGE #2 -----

DATA REVIEWED AND APPROVED BY: _____

Enviro – Chem, Inc.
1214 E. Lexington Avenue, Pomona, CA 91766 Tel (909) 590-5905 Fax (909) 590-5907

LABORATORY REPORT

CUSTOMER: **Haz Mat Trans Inc.**
230 E. Dumas Street, San Bernardino, CA 92408
Tel(909)889-5607 Email:MikeHammer@HazMatTrans.com

PROJECT: **National, Rialto, F35**

SAMPLING DATE: 08/26/15 DATE RECEIVED: 08/26/15
MATRIX: SLUDGE DATE ANALYZED: 08/27/15
REPORT TO: Mr. MIKE HAMMER DATE REPORTED: 08/27/15

SAMPLE I.D.: **F35** LAB I.D.: 150826-9

ANALYSIS: VOLATILE ORGANICS, EPA METHOD 5030B/8260B, PAGE 2 OF 2
UNIT: mg/Kg = MILLIGRAM PER KILOGRAM = PPM

PARAMETER	SAMPLE RESULT	PQL X1
1,3-DICHLOROPROPANE	ND	0.005
2,2-DICHLOROPROPANE	ND	0.005
1,1-DICHLOROPROPENE	ND	0.005
CIS-1,3-DICHLOROPROPENE	ND	0.005
TRANS-1,3-DICHLOROPROPENE	ND	0.005
ETHYLBENZENE	ND	0.005
2-HEXANONE	ND	0.020
HEXACHLOROBUTADIENE	ND	0.005
ISOPROPYLBENZENE	ND	0.005
4-ISOPROPYLTOLUENE	ND	0.005
4-METHYL-2-PENTANONE (MIBK)	ND	0.020
METHYL tert-BUTYL ETHER (MTBE)	ND	0.005
METHYLENE CHLORIDE	ND	0.010
NAPHTHALENE	ND	0.005
N-PROPYLBENZENE	ND	0.005
STYRENE	ND	0.005
1,1,1,2-TETRACHLOROETHANE	ND	0.005
1,1,2,2-TETRACHLOROETHANE	ND	0.005
TETRACHLOROETHENE (PCE)	ND	0.005
TOLUENE	ND	0.005
1,2,3-TRICHLOROBENZENE	ND	0.005
1,2,4-TRICHLOROBENZENE	ND	0.005
1,1,1-TRICHLOROETHANE	ND	0.005
1,1,2-TRICHLOROETHANE	ND	0.005
TRICHLOROETHENE (TCE)	ND	0.005
TRICHLOROFLUOROMETHANE	ND	0.005
1,2,3-TRICHLOROPROPANE	ND	0.005
1,2,4-TRIMETHYLBENZENE	ND	0.005
1,3,5-TRIMETHYLBENZENE	ND	0.005
VINYL CHLORIDE	ND	0.005
M/P-XYLENE	ND	0.010
O-XYLENE	ND	0.005

COMMENTS PQL = PRACTICAL QUANTITATION LIMIT
ND = NON-DETECTED OR BELOW THE PQL
DATA REVIEWED AND APPROVED BY:
CAL-DHS CERTIFICATE # 1555

Enviro – Chem, Inc.
1214 E. Lexington Avenue, Pomona, CA 91766 Tel (909) 590-5905 Fax (909) 590-5907

METHOD BLANK REPORT

CUSTOMER: Haz Mat Trans Inc.
230 E. Dumas Street, San Bernardino, CA 92408
Tel(909)889-5607 Email:MikeHammer@HazMatTrans.com

PROJECT: National, Rialto, F35
SAMPLING DATE: 08/26/15 DATE RECEIVED: 08/26/15
MATRIX: SLUDGE DATE ANALYZED: 08/27/15
REPORT TO: Mr. MIKE HAMMER DATE REPORTED: 08/27/15

METHOD BLANK FOR LAB I.D.: 150826-9

ANALYSIS: VOLATILE ORGANICS, EPA METHOD 5030B/8260B, PAGE 1 OF 2
UNIT: mg/Kg = MILLIGRAM PER KILOGRAM = PPM

PARAMETER	SAMPLE RESULT	PQL X1
ACETONE	ND	0.020
BENZENE	ND	0.005
BROMOBENZENE	ND	0.005
BROMOCHLOROMETHANE	ND	0.005
BROMODICHLOROMETHANE	ND	0.005
BROMOFORM	ND	0.005
BROMOMETHANE	ND	0.005
2-BUTANONE (MEK)	ND	0.020
N-BUTYLBENZENE	ND	0.005
SEC-BUTYLBENZENE	ND	0.005
TERT-BUTYLBENZENE	ND	0.005
CARBON DISULFIDE	ND	0.010
CARBON TETRACHLORIDE	ND	0.005
CHLOROBENZENE	ND	0.005
CHLOROETHANE	ND	0.005
CHLOROFORM	ND	0.005
CHLOROMETHANE	ND	0.005
2-CHLOROTOLUENE	ND	0.005
4-CHLOROTOLUENE	ND	0.005
DIBROMOCHLOROMETHANE	ND	0.005
1,2-DIBROMO-3-CHLOROPROPANE	ND	0.005
1,2-DIBROMOETHANE	ND	0.005
DIBROMOMETHANE	ND	0.005
1,2-DICHLOROBENZENE	ND	0.005
1,3-DICHLOROBENZENE	ND	0.005
1,4-DICHLOROBENZENE	ND	0.005
DICHLORODIFLUOROMETHANE	ND	0.005
1,1-DICHLOROETHANE	ND	0.005
1,2-DICHLOROETHANE	ND	0.005
1,1-DICHLOROETHENE	ND	0.005
CIS-1,2-DICHLOROETHENE	ND	0.005
TRANS-1,2-DICHLOROETHENE	ND	0.005
1,2-DICHLOROPROPANE	ND	0.005

----- TO BE CONTINUED ON PAGE #2 -----

DATA REVIEWED AND APPROVED BY: _____

Enviro – Chem, Inc.
1214 E. Lexington Avenue, Pomona, CA 91766 Tel (909) 590-5905 Fax (909) 590-5907

METHOD BLANK REPORT

CUSTOMER: **Haz Mat Trans Inc.**
230 E. Dumas Street, San Bernardino, CA 92408
Tel(909)889-5607 Email:MikeHammer@HazMatTrans.com

PROJECT: **National, Rialto, F35**

SAMPLING DATE: 08/26/15 DATE RECEIVED: 08/26/15
MATRIX: SLUDGE DATE ANALYZED: 08/27/15
REPORT TO: Mr. MIKE HAMMER DATE REPORTED: 08/27/15

METHOD BLANK FOR LAB I.D.: 150826-9

ANALYSIS: VOLATILE ORGANICS, EPA METHOD 5030B/8260B, PAGE 2 OF 2
UNIT: mg/Kg = MILLIGRAM PER KILOGRAM = PPM

PARAMETER	SAMPLE RESULT	PQL X1
1,3-DICHLOROPROPANE	ND	0.005
2,2-DICHLOROPROPANE	ND	0.005
1,1-DICHLOROPROPENE	ND	0.005
CIS-1,3-DICHLOROPROPENE	ND	0.005
TRANS-1,3-DICHLOROPROPENE	ND	0.005
ETHYLBENZENE	ND	0.005
2-HEXANONE	ND	0.020
HEXACHLOROBUTADIENE	ND	0.005
ISOPROPYLBENZENE	ND	0.005
4-ISOPROPYLTOLUENE	ND	0.005
4-METHYL-2-PENTANONE (MIBK)	ND	0.020
METHYL tert-BUTYL ETHER (MTBE)	ND	0.005
METHYLENE CHLORIDE	ND	0.010
NAPHTHALENE	ND	0.005
N-PROPYLBENZENE	ND	0.005
STYRENE	ND	0.005
1,1,1,2-TETRACHLOROETHANE	ND	0.005
1,1,2,2-TETRACHLOROETHANE	ND	0.005
TETRACHLOROETHENE (PCE)	ND	0.005
TOLUENE	ND	0.005
1,2,3-TRICHLOROBENZENE	ND	0.005
1,2,4-TRICHLOROBENZENE	ND	0.005
1,1,1-TRICHLOROETHANE	ND	0.005
1,1,2-TRICHLOROETHANE	ND	0.005
TRICHLOROETHENE (TCE)	ND	0.005
TRICHLOROFLUOROMETHANE	ND	0.005
1,2,3-TRICHLOROPROPANE	ND	0.005
1,2,4-TRIMETHYLBENZENE	ND	0.005
1,3,5-TRIMETHYLBENZENE	ND	0.005
VINYL CHLORIDE	ND	0.005
M/P-XYLENE	ND	0.010
O-XYLENE	ND	0.005

COMMENTS PQL = PRACTICAL QUANTITATION LIMIT
ND = NON-DETECTED OR BELOW THE PQL
DATA REVIEWED AND APPROVED BY:
CAL-DHS CERTIFICATE # 1555

Enviro-Chem, Inc.

1214 E. Lexington Avenue, Pomona, CA 91766 Tel (909)590-5905 Fax (909)590-5907

8260B QA/QC Report

Date Analyzed: 8/27/2015 **Matrix:** Solid/Soil/Liquid

Machine: C **Unit:** mg/Kg (PPM)

Matrix Spike (MS)/Matrix Spike Duplicate (MSD)

Spiked Sample Lab I.D.: 150826-9 MS/MSD

Analyte	S.R.	spk conc	MS	%RC	MSD	%RC	%RPD	ACP %RC	ACP RPD
Benzene	0	0.050	0.059	118%	0.055	110%	8%	75-125	0-20
Chlorobenzene	0	0.050	0.055	110%	0.054	108%	2%	75-125	0-20
1,1-Dichloroethene	0	0.050	0.051	102%	0.048	96%	6%	75-125	0-20
Toluene	0	0.050	0.059	118%	0.054	108%	10%	75-125	0-20
Trichloroethene (TCE)	0	0.050	0.052	104%	0.050	100%	4%	75-125	0-20

Lab Control Spike (LCS):

Analyte	spk conc	LCS	%RC	ACP %RC
Benzene	0.050	0.049	98%	75-125
Chlorobenzene	0.050	0.052	104%	75-125
Chloroform	0.050	0.047	94%	75-125
1,1-Dichlorothene	0.050	0.048	96%	75-125
Ethylbenzene	0.050	0.055	110%	75-125
o-Xylene	0.050	0.053	106%	75-125
m,p-Xylene	0.100	0.110	110%	75-125
Toluene	0.050	0.049	98%	75-125
1,1,1-Trichloroethane	0.050	0.045	90%	75-125
Trichloroethene (TCE)	0.050	0.048	96%	75-125

Surrogate Recovery	spk conc	ACP %RC	MB %RC	%RC	%RC	%RC	%RC	%RC	%RC
Sample I.D.			M-BLK	150826-9	150826-10	150826-1	150826-2	150826-4	
Dibromofluoromethane	50.0	70-130	94%	91%	95%	105%	85%	103%	
Toluene-d8	50.0	70-130	94%	94%	95%	90%	90%	97%	
4-Bromofluorobenzene	50.0	70-130	91%	92%	91%	53*%	80%	96%	

Surrogate Recovery	spk conc	ACP %RC	%RC	%RC	%RC	%RC	%RC	%RC	%RC
Sample I.D.									
Dibromofluoromethane	50.0	70-130							
Toluene-d8	50.0	70-130							
4-Bromofluorobenzene	50.0	70-130							

Surrogate Recovery	spk conc	ACP %RC	%RC	%RC	%RC	%RC	%RC	%RC	%RC
Sample I.D.									
Dibromofluoromethane	50.0	70-130							
Toluene-d8	50.0	70-130							
4-Bromofluorobenzene	50.0	70-130							

** = Surrogate fail due to matrix interference; LCS, MS, MSD are in control therefore the analysis is in control.*

S.R. = Sample Results *%RC = Percent Recovery*

spk conc = Spike Concentration *ACP %RC = Accepted Percent Recovery*

MS = Matrix Spike *MSD = Matrix Spike Duplicate*

Analyzed/Reviewed By: _____

Final Reviewer: _____

eurofins | Calscience

WORK ORDER NUMBER: 15-08-1845

The difference is service

AIR | SOIL | WATER | MARINE CHEMISTRY

Analytical Report For

Client: Enviro-Chem, Inc. Laboratories
Client Project Name: National, Rialto, F35 (150826-9)
Attention: Curtis Desilets
1214 East Lexington Avenue
Pomona, CA 91766-1111

Ranjit K. K. Clarke

Approved for release on 08/27/2015 by:
Ranjit Clarke
Project Manager

ResultLink ▸

Email your PM ▸

Accredited in accordance with nelac

Eurofins Calscience, Inc. (Calscience) certifies that the test results provided in this report meet all NELAC requirements for parameters for which accreditation is required or available. Any exceptions to NELAC requirements are noted in the case narrative. The original report of subcontracted analyses, if any, is attached to this report. The results in this report are limited to the sample(s) tested and any reproduction thereof must be made in its entirety. The client or recipient of this report is specifically prohibited from making material changes to said report and, to the extent that such changes are made, Calscience is not responsible, legally or otherwise. The client or recipient agrees to indemnify Calscience for any defense to any litigation which may arise.

7440 Lincoln Way, Garden Grove, CA 92841-1432 • TEL: (714) 895-5494 • FAX: (714) 894-7501 • www.calscience.com

CA ELAP ID: 2944 | ACLASS DoD-ELAP ID: ADE-1864 (ISO/IEC 17025:2005) | CSDLAC ID: 10109

eurofins | Calscience

Contents

Client Project Name: National, Rialto, F35 (150826-9)
Work Order Number: 15-08-1845

1 Work Order Narrative. 3

2 Sample Summary. 4

3 Client Sample Data. 5
3.1 EPA 314.0 (M) Perchlorate (Solid). 5

4 Quality Control Sample Data. 6
4.1 MS/MSD. 6
4.2 LCS/LCSD. 7

5 Sample Analysis Summary. 8

6 Glossary of Terms and Qualifiers. 9

7 Chain-of-Custody/Sample Receipt Form. 10

eurofins | Calscience

Work Order Narrative

Work Order: 15-08-1845

Condition Upon Receipt:

Samples were received under Chain-of-Custody (COC) on 08/26/15. They were assigned to Work Order 15-08-1845.

Unless otherwise noted on the Sample Receiving forms all samples were received in good condition and within the recommended EPA temperature criteria for the methods noted on the COC. The COC and Sample Receiving Documents are integral elements of the analytical report and are presented at the back of the report.

Holding Times:

All samples were analyzed within prescribed holding times (HT) and/or in accordance with the Calscience Sample Acceptance Policy unless otherwise noted in the analytical report and/or comprehensive case narrative, if required.

Any parameter identified in 40CFR Part 136.3 Table II that is designated as "analyze immediately" with a holding time of <= 15 minutes (40CFR-136.3 Table II, footnote 4), is considered a "field" test and the reported results will be qualified as being received outside of the stated holding time unless received at the laboratory within 15 minutes of the collection time.

Quality Control:

All quality control parameters (QC) were within established control limits except where noted in the QC summary forms or described further within this report.

Subcontractor Information:

Unless otherwise noted below (or on the subcontract form), no samples were subcontracted.

Additional Comments:

Air - Sorbent-extracted air methods (EPA TO-4A, EPA TO-10, EPA TO-13A, EPA TO-17): Analytical results are converted from mass/sample basis to mass/volume basis using client-supplied air volumes.

Solid - Unless otherwise indicated, solid sample data is reported on a wet weight basis, not corrected for % moisture. All QC results are always reported on a wet weight basis.

eurofins | Calscience

Sample Summary

Client:	Enviro-Chem, Inc. Laboratories 1214 East Lexington Avenue Pomona, CA 91766-1111	Work Order:	15-08-1845
		Project Name:	National, Rialto, F35 (150826-9)
		PO Number:	
		Date/Time Received:	08/26/15 17:28
		Number of Containers:	1
Attn:	Curtis Desilets		

Sample Identification	Lab Number	Collection Date and Time	Number of Containers	Matrix
F-35 (150826-9)	15-08-1845-1	08/26/15 10:20	1	Sludge

Return to Contents

eurofins | Calscience

Analytical Report

Enviro-Chem, Inc. Laboratories		Date Received:	08/26/15
1214 East Lexington Avenue		Work Order:	15-08-1845
Pomona, CA 91766-1111		Preparation:	Cartridge
		Method:	EPA 314.0 (M)
		Units:	ug/kg
Project: National, Rialto, F35 (150826-9)			Page 1 of 1

Client Sample Number	Lab Sample Number	Date/Time Collected	Matrix	Instrument	Date Prepared	Date/Time Analyzed	QC Batch ID
F-35 (150826-9)	**15-08-1845-1-A**	**08/26/15 10:20**	**Sludge**	**IC 8**	**08/26/15**	**08/26/15 19:46**	**150826L01P**

Parameter	Result	RL	DF	Qualifiers
Perchlorate	ND	20	1.00	

Method Blank	**099-05-205-1061**	**N/A**	**Solid**	**IC 8**	**08/26/15**	**08/26/15 19:05**	**150826L01P**

Parameter	Result	RL	DF	Qualifiers
Perchlorate	ND	20	1.00	

RL: Reporting Limit. DF: Dilution Factor. MDL: Method Detection Limit.

eurofins | Calscience

Quality Control - Spike/Spike Duplicate

Enviro-Chem, Inc. Laboratories		Date Received:	08/26/15
1214 East Lexington Avenue		Work Order:	15-08-1845
Pomona, CA 91766-1111		Preparation:	Cartridge
		Method:	EPA 314.0 (M)
Project: National, Rialto, F35 (150826-9)			Page 1 of 1

Quality Control Sample ID	Type	Matrix	Instrument	Date Prepared	Date Analyzed	MS/MSD Batch Number
15-08-1846-1	**Sample**	**Solid**	**IC 8**	**08/26/15**	**08/26/15 20:00**	**150826S01P**
15-08-1846-1	**Matrix Spike**	**Solid**	**IC 8**	**08/26/15**	**08/26/15 20:14**	**150826S01P**
15-08-1846-1	**Matrix Spike Duplicate**	**Solid**	**IC 8**	**08/26/15**	**08/26/15 20:29**	**150826S01P**

Parameter	Sample Conc.	Spike Added	MS Conc.	MS %Rec.	MSD Conc.	MSD %Rec.	%Rec. CL	RPD	RPD CL	Qualifiers
Perchlorate	ND	500.0	383.8	77	386.4	77	80-120	1	0-15	3

RPD: Relative Percent Difference. CL: Control Limits

eurofins | Calscience

Quality Control - LCS

Enviro-Chem, Inc. Laboratories		Date Received:	08/26/15
1214 East Lexington Avenue		Work Order:	15-08-1845
Pomona, CA 91766-1111		Preparation:	Cartridge
		Method:	EPA 314.0 (M)
Project: National, Rialto, F35 (150826-9)			Page 1 of 1

Quality Control Sample ID	Type	Matrix	Instrument	Date Prepared	Date Analyzed	LCS Batch Number
099-05-205-1061	**LCS**	**Solid**	**IC 8**	**08/26/15**	**08/26/15 19:19**	**150826L01P**

Parameter	Spike Added	Conc. Recovered	LCS %Rec.	%Rec. CL	Qualifiers
Perchlorate	250.0	221.0	88	85-115	

RPD: Relative Percent Difference. CL: Control Limits

Return to Contents

eurofins | Calscience

Sample Analysis Summary Report

Work Order: 15-08-1845

Method	Extraction	Chemist ID	Instrument	Analytical Location
EPA 314.0 (M)	Cartridge	921	IC 8	1

eurofins | Calscience

Glossary of Terms and Qualifiers

Work Order: 15-08-1845

Qualifiers	Definition
*	See applicable analysis comment.
<	Less than the indicated value.
>	Greater than the indicated value.
1	Surrogate compound recovery was out of control due to a required sample dilution. Therefore, the sample data was reported without further clarification.
2	Surrogate compound recovery was out of control due to matrix interference. The associated method blank surrogate spike compound was in control and, therefore, the sample data was reported without further clarification.
3	Recovery of the Matrix Spike (MS) or Matrix Spike Duplicate (MSD) compound was out of control due to suspected matrix interference. The associated LCS recovery was in control.
4	The MS/MSD RPD was out of control due to suspected matrix interference.
5	The PDS/PDSD or PES/PESD associated with this batch of samples was out of control due to suspected matrix interference.
6	Surrogate recovery below the acceptance limit.
7	Surrogate recovery above the acceptance limit.
B	Analyte was present in the associated method blank.
BU	Sample analyzed after holding time expired.
BV	Sample received after holding time expired.
CI	See case narrative.
E	Concentration exceeds the calibration range.
ET	Sample was extracted past end of recommended max. holding time.
HD	The chromatographic pattern was inconsistent with the profile of the reference fuel standard.
HDH	The sample chromatographic pattern for TPH matches the chromatographic pattern of the specified standard but heavier hydrocarbons were also present (or detected).
HDL	The sample chromatographic pattern for TPH matches the chromatographic pattern of the specified standard but lighter hydrocarbons were also present (or detected).
J	Analyte was detected at a concentration below the reporting limit and above the laboratory method detection limit. Reported value is estimated.
JA	Analyte positively identified but quantitation is an estimate.
ME	LCS Recovery Percentage is within Marginal Exceedance (ME) Control Limit range (+/- 4 SD from the mean).
ND	Parameter not detected at the indicated reporting limit.
Q	Spike recovery and RPD control limits do not apply resulting from the parameter concentration in the sample exceeding the spike concentration by a factor of four or greater.
SG	The sample extract was subjected to Silica Gel treatment prior to analysis.
X	% Recovery and/or RPD out-of-range.
Z	Analyte presence was not confirmed by second column or GC/MS analysis.

Solid - Unless otherwise indicated, solid sample data is reported on a wet weight basis, not corrected for % moisture. All QC results are reported on a wet weight basis.

Any parameter identified in 40CFR Part 136.3 Table II that is designated as "analyze immediately" with a holding time of <= 15 minutes (40CFR-136.3 Table II, footnote 4), is considered a "field" test and the reported results will be qualified as being received outside of the stated holding time unless received at the laboratory within 15 minutes of the collection time.

A calculated total result (Example: Total Pesticides) is the summation of each component concentration and/or, if "J" flags are reported, estimated concentration. Component concentrations showing not detected (ND) are summed into the calculated total result as zero concentrations.

eurofins | Calscience

WORK ORDER NUMBER: 15-08- 1845

SAMPLE RECEIPT CHECKLIST

COOLER 1 OF 1

CLIENT: Enviro-Chem, Inc.

DATE: 08 / 26 / 2015

TEMPERATURE: (Criteria: 0.0°C – 6.0°C, not frozen except sediment/tissue)

Thermometer ID: SC5 (CF:-0.2°C); Temperature (w/o CF): 3.9 °C (w/ CF): 3.7 °C; ☐ Blank ☑ Sample

☐ Sample(s) outside temperature criteria (PM/APM contacted by: _____)

☐ Sample(s) outside temperature criteria but received on ice/chilled on same day of sampling

☐ Sample(s) received at ambient temperature; placed on ice for transport by courier

Ambient Temperature: ☐ Air ☐ Filter Checked by: 83c

CUSTODY SEAL:

Cooler	☐ Present and Intact	☐ Present but Not Intact	☑ Not Present	☐ N/A	Checked by: 83c
Sample(s)	☐ Present and Intact	☐ Present but Not Intact	☑ Not Present	☐ N/A	Checked by: 83c

SAMPLE CONDITION:

	Yes	No	N/A
Chain-of-Custody (COC) document(s) received with samples	☑	☐	☐
COC document(s) received complete	☑	☐	☐
☐ Sampling date ☐ Sampling time ☐ Matrix ☐ Number of containers			
☐ No analysis requested ☐ Not relinquished ☐ No relinquished date ☐ No relinquished time			
Sampler's name indicated on COC	☑	☐	☐
Sample container label(s) consistent with COC	☑	☐	☐
Sample container(s) intact and in good condition	☑	☐	☐
Proper containers for analyses requested	☑	☐	☐
Sufficient volume/mass for analyses requested	☑	☐	☐
Samples received within holding time	☑	☐	☐
Aqueous samples for certain analyses received within 15-minute holding time			
☐ pH ☐ Residual Chlorine ☐ Dissolved Sulfide ☐ Dissolved Oxygen	☐	☐	☑
Proper preservation chemical(s) noted on COC and/or sample container	☐	☐	☑
Unpreserved aqueous sample(s) received for certain analyses			
☐ Volatile Organics ☐ Total Metals ☐ Dissolved Metals			
Container(s) for certain analysis free of headspace	☐	☐	☑
☐ Volatile Organics ☐ Dissolved Gases (RSK-175) ☐ Dissolved Oxygen (SM 4500)			
☐ Carbon Dioxide (SM 4500) ☐ Ferrous Iron (SM 3500) ☐ Hydrogen Sulfide (Hach)			
Tedlar™ bag(s) free of condensation	☐	☐	☑

CONTAINER TYPE: (Trip Blank Lot Number: _____)

Aqueous: ☐ VOA ☐ VOAh ☐ VOAna$_2$ ☐ 100PJ ☐ 100PJna$_2$ ☐ 125AGB ☐ 125AGBh ☐ 125AGBp ☐ 125PB

☐ 125PBznna ☐ 250AGB ☐ 250CGB ☐ 250CGBs ☐ 250PB ☐ 250PBn ☐ 500AGB ☐ 500AGJ ☐ 500AGJs

☐ 500PB ☐ 1AGB ☐ 1AGBna$_2$ ☐ 1AGBs ☐ 1PB ☐ 1PBna ☐ _____ ☐ _____ ☐ _____ ☐ _____

Solid: ☐ 4ozCGJ ☐ 8ozCGJ ☐ 16ozCGJ ☐ Sleeve (_____) ☐ EnCores® (_____) ☐ TerraCores® (_____) ☐ _____

Air: ☐ Tedlar™ ☐ Canister ☐ Sorbent Tube ☐ PUF ☐ _____ **Other Matrix** (Sludge): ☑ 4 ozCGJ ☐ _____

Container: **A** = Amber, **B** = Bottle, **C** = Clear, **E** = Envelope, **G** = Glass, **J** = Jar, **P** = Plastic, and **Z** = Ziploc/Resealable Bag

Preservative: **b** = buffered, **f** = filtered, **h** = HCl, **n** = HNO_3, **na** = NaOH, **na$_2$** = $Na_2S_2O_3$, **p** = H_3PO_4, **s** = H_2SO_4, **u** = ultra-pure, **znna** = $Zn(CH_3CO_2)_2$ + NaOH

Labeled/Checked by: 83c

Reviewed by: [illegible]

Enviro-Chem, Inc. Laboratories
1214 E. Lexington Avenue,
Pomona, CA 91766
Tel: (909) 590-5905 Fax: (909) 590-5907
CA-DHS ELAP CERTIFICATE #1555

Turnaround Time
0 Same Day
X 24 Hours
0 48 Hours
0 72 Hours
0 1 Week (Standard)
Other:

Misc./PO# **15-08-1845**

SAMPLE ID	LAB ID	SAMPLING DATE	SAMPLING TIME	MATRIX	No. OF CONTAINERS	TEMPERATURE	PRESERVATION	Perchlorate									COMMENTS
F-35 (150826-9)		08/26/15	10:20	Sludge	1		None	X									Due By SPM 8/29/15
																	Haz Mat Trans

Analysis Required

Company Name: Enviro-Chem, Inc	Project Contact: Curtis Desilets	Sampler's Signature: Mike	
Address: 1214 E. Lexington Avenue	Tel: 909-590-5905	Project Name/ID: National, Rialto, F35 (150826-9)	
City/State/Zip: Pomona, CA 91766	Fax/Email: envirocheminc @ gmail.com		

Relinquished by: (Curtis Desilets)	Received by:	Date & Time: 08/26/15 1720	Instructions for Sample Storage After Analysis:
Relinquished by:	Received by:	Date & Time:	O Dispose of O Return to Client X Store (30 Days)
Relinquished by:	Received by:	Date & Time:	O Other:

CHAIN OF CUSTODY RECORD

Date: 8/26/15

WHITE WITH SAMPLE • YELLOW T

Enviro-Chem, Inc. Laboratories
1214 E. Lexington Avenue,
Pomona, CA 91766
Tel: (909) 590-5905 Fax: (909) 590-5907
CA-DHS ELAP CERTIFICATE #1555

Turnaround Time
0 Same Day
X 24 Hours
0 48 Hours
0 72 Hours
0 1 Week (Standard)
Other:

RUSH

Misc./PO#

SAMPLE ID	LAB ID	SAMPLING DATE	SAMPLING TIME	MATRIX	No. OF CONTAINERS	TEMPERATURE	PRESERVATION	Metals	VOCs	TPH FULL CHAIN	PERCHLORATE					COMMENTS
F35	150826-9	8/26/15	10:20am	MUD	2	4	NO	✓	✓	✓	✓					COMPOSITE

Analysis Required

Company Name: HAZ MAT TRANS, INC.
Address: 230 E. DUNNS ST.
City/State/Zip: SAN BERNARDINO, CA 92408
Project Contact: Mike Hammer
Tel: (909) 889-5607
Fax/Email: mikehammer@hazmattrans.com
Sampler's Signature: [signature]
Project Name/ID: NATIONAL, RIALTO, F-35

Relinquished by:	Received by:	Date & Time:
[signature]	[signature]	8/26/15 12:25
Relinquished by:	Received by:	Date & Time:
Relinquished by:	Received by:	Date & Time:

Instructions for Sample Storage After Analysis:
X Dispose of O Return to Client O Store (30 Days)
O Other:

CHAIN OF CUSTODY RECORD

Date: 8/26/15

WHITE WITH SAMPLE • YELLOW TO CLIENT

Date of Report: 09/28/2015

Ralph Murphy

Geologic Associates
1831 Commercenter East
San Bernardino, CA 92408

Client Project:	2013.0090 ph 123
BCL Project:	MSVL
BCL Work Order:	1523480
Invoice ID:	B214857

Enclosed are the results of analyses for samples received by the laboratory on 9/15/2015. If you have any questions concerning this report, please feel free to contact me.

Sincerely,

Tina Green

Contact Person: Tina Green
Client Services Manager

Authorized Signature

The results in this report apply to the samples analyzed in accordance with the chain of custody document. This analytical report must be reproduced in its entirety.
All results listed in this report are for the exclusive use of the submitting party. BC Laboratories, Inc. assumes no responsibility for report alteration, separation, detachment or third party interpretation.

Table of Contents

Sample Information
Chain of Custody and Cooler Receipt form 3
Laboratory / Client Sample Cross Reference 5
Sample Results
1523480-01 - F-35d
Volatile Organic Analysis (EPA Method 8260B) 6
Water Analysis (General Chemistry) 9
1523480-02 - F-35s
Volatile Organic Analysis (EPA Method 8260B) 10
Water Analysis (General Chemistry) 13
1523480-03 - QCEB
Volatile Organic Analysis (EPA Method 8260B) 14
1523480-04 - QCAB
Volatile Organic Analysis (EPA Method 8260B) 17
1523480-05 - QCTB
Volatile Organic Analysis (EPA Method 8260B) 20
Quality Control Reports
Volatile Organic Analysis (EPA Method 8260B)
Method Blank Analysis 23
Laboratory Control Sample 25
Precision and Accuracy 26
Water Analysis (General Chemistry)
Method Blank Analysis 27
Laboratory Control Sample 28
Precision and Accuracy 29
Notes
Notes and Definitions 30

The results in this report apply to the samples analyzed in accordance with the chain of custody document. This analytical report must be reproduced in its entirety.
All results listed in this report are for the exclusive use of the submitting party. BC Laboratories, Inc. assumes no responsibility for report alteration, separation, detachment or third party interpretation.

BC Laboratories, Inc.

Chain of Custody Form

24 hour Rush:
• VOCs and Perchlorate

Page 1 of 1

Report To:
Client: Geo-Logic Associates
Attn: Ralph Murphy
Street Address: 1891 Commercenter E.
City, State, Zip: San Bernardino, CA 92408
Phone: (909) 383-8728 Fax: (909) 383-8732
Email Address: ramurphy@geo-logic.com
Work Order #: 15-23480

Project #: 2013.0090 ph. 123
Project Name: MSVL F-35 and F-36 Installation
Sampler(s): Mike Campbell
Jesse Ocechwa

Analysis Requested

Please refer to the back of this page for completion instructions and method legend.

Sample #	Description	Date Sampled	Time Sampled	Sulfate, TDS	Chloride, Nitrate (SW)	Perchlorate	Dissolved Metals (Ca, Mg, Na)	Volatile Organics (8260)	Sample Matrix: Soil	Sludge	Drinking Water	Ground Water	Waste Water	Other	Turnaround # of work days*	Notes
~~F-35d~~ -1	F-35d	9/15/15	12:45	X	X	X	X	X				X			↑	
~~F-35s~~ -2	F-35s	9/15/15	11:50	X	X	X	X	X				X			see above	
-3	QCEB	9/15/15	—					X						X		
-4	QCAB	9/15/15	—					X						X		
-5	QCTB	9/15/15	—					X						X		

Comments:

Are there any tests with holding times less than or equal to 48 hours? ☒ Yes ☐ No

* Standard Turnaround = 10 work days

SHORT HOLDING TIME
Cr^{+6} NO_2 NO_3 OP SS
DO Cl_2 BOD MBAS COT

CHK BY: KLB
DISTRIBUTION: MAP BMW JLP
SUB-OUT ☐

Billing ☒ Same as above
Client:
Address:
City: State Zip
Attn:
PO#:

EDF Required? Geotracker ☒ Yes ☐ No
Send Copy to State of CA? (EDT) ☐ Yes ☐ No

Global ID (Needed for EDF): L10002260603
System # (Needed for EDT):

1. Relinquished By: Jesse Ocechwa	Date: 09/15/15	Time: 14:38	1. Received By:	Date: 9-15-15	Time: 1610
2. Relinquished By:	Date: 9-15-15	Time: 2015	2. Received By:	Date: 9.15.15	Time: 2015
3. Relinquished By:	Date:	Time:	3. Received By:	Date:	Time:

BC Laboratories, Inc. – 4100 Atlas Ct. – Bakersfield, CA 93308 – 661.327.4911 – Fax: 661.327.1918 – www.bclabs.com

The results in this report apply to the samples analyzed in accordance with the chain of custody document. This analytical report must be reproduced in its entirety.
All results listed in this report are for the exclusive use of the submitting party. BC Laboratories, Inc. assumes no responsibility for report alteration, separation, detachment or third party interpretation.

Chain of Custody and Cooler Receipt Form for 1523480 Page 2 of 2

BC LABORATORIES INC. COOLER RECEIPT FORM Page 1 Of 1

Submission #: 15.23480

SHIPPING INFORMATION
Fed Ex ☐ UPS ☐ Ontrac ☐ Hand Delivery ☐
BC Lab Field Service ☒ Other ☐ (Specify)_____

SHIPPING CONTAINER
Ice Chest ☒ None ☐ Box ☐
Other ☐ (Specify)_____

FREE LIQUID
YES ☐ NO ☐

Refrigerant: Ice ☒ Blue Ice ☐ None ☐ Other ☐ Comments:

Custody Seals Ice Chest ☐ Intact? Yes ☐ No ☐ Containers ☐ Intact? Yes ☐ No ☐ None ☒ Comments:

All samples received? Yes ☒ No ☐ All samples containers intact? Yes ☒ No ☐ Description(s) match COC? Yes ☒ No ☐

COC Received ☒ YES ☐ NO

Emissivity: 0.97 Container: PE Thermometer ID: 208 Date/Time 9/15/15 2013

Temperature: (A) 0.2 °C / (C) 0.1 °C Analyst Init KIB

SAMPLE CONTAINERS	SAMPLE NUMBERS 1	2	3	4	5	6	7	8	9	10
QT PE UNPRES	D	D								
4oz / 8oz / 16oz PE UNPRES										
2oz Cr^{+6}										
QT INORGANIC CHEMICAL METALS	E	E								
INORGANIC CHEMICAL METALS 4oz / 8oz / 16oz										
PT CYANIDE										
PT NITROGEN FORMS										
PT TOTAL SULFIDE										
2oz. NITRATE / NITRITE										
PT TOTAL ORGANIC CARBON										
PT CHEMICAL OXYGEN DEMAND										
PtA PHENOLICS										
40ml VOA VIAL TRAVEL BLANK					AB					
40ml VOA VIAL	ABC	ABC	AB	AB						
QT EPA 1664										
PT ODOR										
RADIOLOGICAL										
BACTERIOLOGICAL										
40 ml VOA VIAL- 504										
QT EPA 508/608/8080										
QT EPA 515.1/8150										
QT EPA 525										
QT EPA 525 TRAVEL BLANK										
40ml EPA 547										
40ml EPA 531.1										
8oz EPA 548										
QT EPA 549										
QT EPA 8015M										
QT EPA 8270										
8oz / 16oz / 32oz AMBER										
8oz / 16oz / 32oz JAR										
SOIL SLEEVE										
PCB VIAL										
PLASTIC BAG										
TEDLAR BAG										
FERROUS IRON										
ENCORE										
SMART KIT										
SUMMA CANISTER										

Comments:
Sample Numbering Completed By: M Date/Time: 9-15-15 1050
A = Actual / C = Corrected
Rev 20 07/24/2015
(S:\WPDoc\WordPerfect\LAB_DOCS\FORMS\SAMRECrev 20)

Geologic Associates
1831 Commercenter East
San Bernardino, CA 92408

Reported: 09/28/2015 11:38
Project: MSVL
Project Number: 2013.0090 ph 123
Project Manager: Ralph Murphy

Laboratory / Client Sample Cross Reference

Laboratory	Client Sample Information			
1523480-01	**COC Number:**	---	**Receive Date:**	09/15/2015 20:15
	Project Number:	MSVL	**Sampling Date:**	09/15/2015 12:45
	Sampling Location:	---	**Sample Depth:**	---
	Sampling Point:	F-35d	**Lab Matrix:**	Water
	Sampled By:	GASD	**Sample Type:**	Groundwater
			Metal Analysis:	1-Field Filtered and Acidified
1523480-02	**COC Number:**	---	**Receive Date:**	09/15/2015 20:15
	Project Number:	MSVL	**Sampling Date:**	09/15/2015 11:50
	Sampling Location:	---	**Sample Depth:**	---
	Sampling Point:	F-35s	**Lab Matrix:**	Water
	Sampled By:	GASD	**Sample Type:**	Groundwater
			Metal Analysis:	1-Field Filtered and Acidified
1523480-03	**COC Number:**	---	**Receive Date:**	09/15/2015 20:15
	Project Number:	MSVL	**Sampling Date:**	09/15/2015 00:00
	Sampling Location:	---	**Sample Depth:**	---
	Sampling Point:	QCEB	**Lab Matrix:**	Water
	Sampled By:	GASD	**Sample Type:**	Water
1523480-04	**COC Number:**	---	**Receive Date:**	09/15/2015 20:15
	Project Number:	MSVL	**Sampling Date:**	09/15/2015 00:00
	Sampling Location:	---	**Sample Depth:**	---
	Sampling Point:	QCAB	**Lab Matrix:**	Water
	Sampled By:	GASD	**Sample Type:**	Water
1523480-05	**COC Number:**	---	**Receive Date:**	09/15/2015 20:15
	Project Number:	MSVL	**Sampling Date:**	09/15/2015 00:00
	Sampling Location:	---	**Sample Depth:**	---
	Sampling Point:	QCTB	**Lab Matrix:**	Water
	Sampled By:	GASD	**Sample Type:**	Blank Water

The results in this report apply to the samples analyzed in accordance with the chain of custody document. This analytical report must be reproduced in its entirety.
All results listed in this report are for the exclusive use of the submitting party. BC Laboratories, Inc. assumes no responsibility for report alteration, separation, detachment or third party interpretation.

Geologic Associates
1831 Commercenter East
San Bernardino, CA 92408

Reported: 09/28/2015 11:38
Project: MSVL
Project Number: 2013.0090 ph 123
Project Manager: Ralph Murphy

Volatile Organic Analysis (EPA Method 8260B)

BCL Sample ID: 1523480-01 | **Client Sample Name:** MSVL, F-35d, 9/15/2015 12:45:00PM

Constituent	Result	Units	PQL	MDL	Method	MB Bias	Lab Quals	Run #
Benzene	ND	ug/L	0.50	0.083	EPA-8260B	ND		1
Bromobenzene	ND	ug/L	0.50	0.13	EPA-8260B	ND		1
Bromochloromethane	ND	ug/L	0.50	0.24	EPA-8260B	ND		1
Bromodichloromethane	ND	ug/L	0.50	0.14	EPA-8260B	ND		1
Bromoform	ND	ug/L	0.50	0.27	EPA-8260B	ND		1
Bromomethane	ND	ug/L	1.0	0.25	EPA-8260B	ND		1
n-Butylbenzene	ND	ug/L	0.50	0.11	EPA-8260B	ND		1
sec-Butylbenzene	ND	ug/L	0.50	0.15	EPA-8260B	ND		1
tert-Butylbenzene	ND	ug/L	0.50	0.13	EPA-8260B	ND		1
Carbon tetrachloride	ND	ug/L	0.50	0.18	EPA-8260B	ND		1
Chlorobenzene	ND	ug/L	0.50	0.093	EPA-8260B	ND		1
Chloroethane	ND	ug/L	0.50	0.14	EPA-8260B	ND		1
Chloroform	ND	ug/L	0.50	0.12	EPA-8260B	ND		1
Chloromethane	ND	ug/L	0.50	0.14	EPA-8260B	ND		1
2-Chlorotoluene	ND	ug/L	0.50	0.20	EPA-8260B	ND		1
4-Chlorotoluene	ND	ug/L	0.50	0.15	EPA-8260B	ND		1
Dibromochloromethane	ND	ug/L	0.50	0.13	EPA-8260B	ND		1
1,2-Dibromo-3-chloropropane	ND	ug/L	1.0	0.44	EPA-8260B	ND		1
1,2-Dibromoethane	ND	ug/L	0.50	0.16	EPA-8260B	ND		1
Dibromomethane	ND	ug/L	0.50	0.24	EPA-8260B	ND		1
1,2-Dichlorobenzene	ND	ug/L	0.50	0.072	EPA-8260B	ND		1
1,3-Dichlorobenzene	ND	ug/L	0.50	0.15	EPA-8260B	ND		1
1,4-Dichlorobenzene	ND	ug/L	0.50	0.062	EPA-8260B	ND		1
Dichlorodifluoromethane	**0.20**	**ug/L**	**0.50**	**0.099**	**EPA-8260B**	ND	**J**	1
1,1-Dichloroethane	ND	ug/L	0.50	0.11	EPA-8260B	ND		1
1,2-Dichloroethane	ND	ug/L	0.50	0.17	EPA-8260B	ND		1
1,1-Dichloroethene	ND	ug/L	0.50	0.18	EPA-8260B	ND		1
cis-1,2-Dichloroethene	ND	ug/L	0.50	0.085	EPA-8260B	ND		1
trans-1,2-Dichloroethene	ND	ug/L	0.50	0.15	EPA-8260B	ND		1
1,2-Dichloropropane	ND	ug/L	0.50	0.13	EPA-8260B	ND		1
1,3-Dichloropropane	ND	ug/L	0.50	0.086	EPA-8260B	ND		1
2,2-Dichloropropane	ND	ug/L	0.50	0.13	EPA-8260B	ND		1
1,1-Dichloropropene	ND	ug/L	0.50	0.085	EPA-8260B	ND		1

The results in this report apply to the samples analyzed in accordance with the chain of custody document. This analytical report must be reproduced in its entirety.
All results listed in this report are for the exclusive use of the submitting party. BC Laboratories, Inc. assumes no responsibility for report alteration, separation, detachment or third party interpretation.

Geologic Associates
1831 Commercenter East
San Bernardino, CA 92408

Reported: 09/28/2015 11:38
Project: MSVL
Project Number: 2013.0090 ph 123
Project Manager: Ralph Murphy

Volatile Organic Analysis (EPA Method 8260B)

BCL Sample ID: 1523480-01 | **Client Sample Name:** MSVL, F-35d, 9/15/2015 12:45:00PM

Constituent	Result	Units	PQL	MDL	Method	MB Bias	Lab Quals	Run #
cis-1,3-Dichloropropene	ND	ug/L	0.50	0.14	EPA-8260B	ND		1
trans-1,3-Dichloropropene	ND	ug/L	0.50	0.079	EPA-8260B	ND		1
Ethylbenzene	ND	ug/L	0.50	0.098	EPA-8260B	ND		1
Hexachlorobutadiene	ND	ug/L	0.50	0.17	EPA-8260B	ND		1
Isopropylbenzene	ND	ug/L	0.50	0.14	EPA-8260B	ND		1
p-Isopropyltoluene	ND	ug/L	0.50	0.12	EPA-8260B	ND		1
Methylene chloride	ND	ug/L	1.0	0.48	EPA-8260B	ND		1
Methyl t-butyl ether	ND	ug/L	0.50	0.11	EPA-8260B	ND		1
Naphthalene	ND	ug/L	0.50	0.36	EPA-8260B	ND		1
n-Propylbenzene	ND	ug/L	0.50	0.11	EPA-8260B	ND		1
Styrene	ND	ug/L	0.50	0.068	EPA-8260B	ND		1
1,1,1,2-Tetrachloroethane	ND	ug/L	0.50	0.18	EPA-8260B	ND		1
1,1,2,2-Tetrachloroethane	ND	ug/L	0.50	0.17	EPA-8260B	ND		1
Tetrachloroethene	**0.76**	**ug/L**	**0.50**	**0.13**	**EPA-8260B**	ND		1
Toluene	ND	ug/L	0.50	0.093	EPA-8260B	ND		1
1,2,3-Trichlorobenzene	ND	ug/L	0.50	0.16	EPA-8260B	ND		1
1,2,4-Trichlorobenzene	ND	ug/L	0.50	0.19	EPA-8260B	ND		1
1,1,1-Trichloroethane	ND	ug/L	0.50	0.11	EPA-8260B	ND		1
1,1,2-Trichloroethane	ND	ug/L	0.50	0.16	EPA-8260B	ND		1
Trichloroethene	ND	ug/L	0.50	0.085	EPA-8260B	ND		1
Trichlorofluoromethane	ND	ug/L	0.50	0.13	EPA-8260B	ND		1
1,2,3-Trichloropropane	ND	ug/L	1.0	0.24	EPA-8260B	ND		1
1,1,2-Trichloro-1,2,2-trifluoroethane	ND	ug/L	0.50	0.15	EPA-8260B	ND		1
1,2,4-Trimethylbenzene	ND	ug/L	0.50	0.12	EPA-8260B	ND		1
1,3,5-Trimethylbenzene	ND	ug/L	0.50	0.12	EPA-8260B	ND		1
Vinyl chloride	ND	ug/L	0.50	0.12	EPA-8260B	ND		1
Total Xylenes	ND	ug/L	1.0	0.36	EPA-8260B	ND		1
p- & m-Xylenes	ND	ug/L	0.50	0.28	EPA-8260B	ND		1
o-Xylene	ND	ug/L	0.50	0.082	EPA-8260B	ND		1
1,2-Dichloroethane-d4 (Surrogate)	86.0	%	75 - 125 (LCL - UCL)		EPA-8260B			1
Toluene-d8 (Surrogate)	99.6	%	80 - 120 (LCL - UCL)		EPA-8260B			1
4-Bromofluorobenzene (Surrogate)	92.4	%	80 - 120 (LCL - UCL)		EPA-8260B			1

The results in this report apply to the samples analyzed in accordance with the chain of custody document. This analytical report must be reproduced in its entirety.
All results listed in this report are for the exclusive use of the submitting party. BC Laboratories, Inc. assumes no responsibility for report alteration, separation, detachment or third party interpretation.

Geologic Associates 1831 Commercenter East San Bernardino, CA 92408	**Reported:** 09/28/2015 11:38 Project: MSVL Project Number: 2013.0090 ph 123 Project Manager: Ralph Murphy

Volatile Organic Analysis (EPA Method 8260B)

BCL Sample ID: 1523480-01 | **Client Sample Name:** MSVL, F-35d, 9/15/2015 12:45:00PM

Run #	Method	Prep Date	Run Date/Time	Analyst	Instrument	Dilution	QC Batch ID
1	EPA-8260B	09/16/15	09/16/15 11:51	MGC	MS-V5	1	BYI1378

The results in this report apply to the samples analyzed in accordance with the chain of custody document. This analytical report must be reproduced in its entirety.
All results listed in this report are for the exclusive use of the submitting party. BC Laboratories, Inc. assumes no responsibility for report alteration, separation, detachment or third party interpretation.

Geologic Associates
1831 Commercenter East
San Bernardino, CA 92408

Reported: 09/28/2015 11:38
Project: MSVL
Project Number: 2013.0090 ph 123
Project Manager: Ralph Murphy

Water Analysis (General Chemistry)

BCL Sample ID: 1523480-01 | **Client Sample Name:** MSVL, F-35d, 9/15/2015 12:45:00PM

Constituent	Result	Units	PQL	MDL	Method	MB Bias	Lab Quals	Run #
Dissolved Calcium	**2.6**	**mg/L**	**0.10**	**0.016**	**EPA-6010B**	0.029		1
Dissolved Magnesium	**1.0**	**mg/L**	**0.050**	**0.019**	**EPA-6010B**	ND		1
Dissolved Sodium	**120**	**mg/L**	**0.50**	**0.051**	**EPA-6010B**	ND		1
Chloride	**11**	**mg/L**	**0.50**	**0.061**	**EPA-300.0**	ND		2
Nitrate as N	**3.7**	**mg/L**	**0.10**	**0.018**	**EPA-300.0**	ND		2
Sulfate	**17**	**mg/L**	**1.0**	**0.10**	**EPA-300.0**	ND		2
Total Dissolved Solids @ 180 C	**380**	**mg/L**	**20**	**20**	**SM-2540C**	ND		3
Perchlorate	ND	mg/L	0.0040	0.0013	EPA-314.0	ND		4

Run #	Method	Prep Date	Run Date/Time	Analyst	Instrument	Dilution	QC Batch ID
1	EPA-6010B	09/15/15	09/16/15 20:40	ARD	PE-OP3	1	BYI1500
2	EPA-300.0	09/16/15	09/16/15 02:35	OLH	IC2	1	BYI1559
3	SM-2540C	09/18/15	09/18/15 13:00	CAD	MANUAL	2	BYI1837
4	EPA-314.0	09/16/15	09/16/15 02:55	OLH	IC6	1	BYI1447

The results in this report apply to the samples analyzed in accordance with the chain of custody document. This analytical report must be reproduced in its entirety.
All results listed in this report are for the exclusive use of the submitting party. BC Laboratories, Inc. assumes no responsibility for report alteration, separation, detachment or third party interpretation.

Geologic Associates
1831 Commercenter East
San Bernardino, CA 92408

Reported: 09/28/2015 11:38
Project: MSVL
Project Number: 2013.0090 ph 123
Project Manager: Ralph Murphy

Volatile Organic Analysis (EPA Method 8260B)

BCL Sample ID: 1523480-02 | **Client Sample Name:** MSVL, F-35s, 9/15/2015 11:50:00AM

Constituent	Result	Units	PQL	MDL	Method	MB Bias	Lab Quals	Run #
Benzene	ND	ug/L	0.50	0.083	EPA-8260B	ND		1
Bromobenzene	ND	ug/L	0.50	0.13	EPA-8260B	ND		1
Bromochloromethane	ND	ug/L	0.50	0.24	EPA-8260B	ND		1
Bromodichloromethane	ND	ug/L	0.50	0.14	EPA-8260B	ND		1
Bromoform	ND	ug/L	0.50	0.27	EPA-8260B	ND		1
Bromomethane	ND	ug/L	1.0	0.25	EPA-8260B	ND		1
n-Butylbenzene	ND	ug/L	0.50	0.11	EPA-8260B	ND		1
sec-Butylbenzene	ND	ug/L	0.50	0.15	EPA-8260B	ND		1
tert-Butylbenzene	ND	ug/L	0.50	0.13	EPA-8260B	ND		1
Carbon tetrachloride	ND	ug/L	0.50	0.18	EPA-8260B	ND		1
Chlorobenzene	ND	ug/L	0.50	0.093	EPA-8260B	ND		1
Chloroethane	ND	ug/L	0.50	0.14	EPA-8260B	ND		1
Chloroform	ND	ug/L	0.50	0.12	EPA-8260B	ND		1
Chloromethane	ND	ug/L	0.50	0.14	EPA-8260B	ND		1
2-Chlorotoluene	ND	ug/L	0.50	0.20	EPA-8260B	ND		1
4-Chlorotoluene	ND	ug/L	0.50	0.15	EPA-8260B	ND		1
Dibromochloromethane	ND	ug/L	0.50	0.13	EPA-8260B	ND		1
1,2-Dibromo-3-chloropropane	ND	ug/L	1.0	0.44	EPA-8260B	ND		1
1,2-Dibromoethane	ND	ug/L	0.50	0.16	EPA-8260B	ND		1
Dibromomethane	ND	ug/L	0.50	0.24	EPA-8260B	ND		1
1,2-Dichlorobenzene	ND	ug/L	0.50	0.072	EPA-8260B	ND		1
1,3-Dichlorobenzene	ND	ug/L	0.50	0.15	EPA-8260B	ND		1
1,4-Dichlorobenzene	ND	ug/L	0.50	0.062	EPA-8260B	ND		1
Dichlorodifluoromethane	**0.59**	**ug/L**	**0.50**	**0.099**	**EPA-8260B**	ND		1
1,1-Dichloroethane	ND	ug/L	0.50	0.11	EPA-8260B	ND		1
1,2-Dichloroethane	ND	ug/L	0.50	0.17	EPA-8260B	ND		1
1,1-Dichloroethene	ND	ug/L	0.50	0.18	EPA-8260B	ND		1
cis-1,2-Dichloroethene	ND	ug/L	0.50	0.085	EPA-8260B	ND		1
trans-1,2-Dichloroethene	ND	ug/L	0.50	0.15	EPA-8260B	ND		1
1,2-Dichloropropane	ND	ug/L	0.50	0.13	EPA-8260B	ND		1
1,3-Dichloropropane	ND	ug/L	0.50	0.086	EPA-8260B	ND		1
2,2-Dichloropropane	ND	ug/L	0.50	0.13	EPA-8260B	ND		1
1,1-Dichloropropene	ND	ug/L	0.50	0.085	EPA-8260B	ND		1

The results in this report apply to the samples analyzed in accordance with the chain of custody document. This analytical report must be reproduced in its entirety.
All results listed in this report are for the exclusive use of the submitting party. BC Laboratories, Inc. assumes no responsibility for report alteration, separation, detachment or third party interpretation.

Geologic Associates
1831 Commercenter East
San Bernardino, CA 92408

Reported: 09/28/2015 11:38
Project: MSVL
Project Number: 2013.0090 ph 123
Project Manager: Ralph Murphy

Volatile Organic Analysis (EPA Method 8260B)

BCL Sample ID: 1523480-02 | **Client Sample Name:** MSVL, F-35s, 9/15/2015 11:50:00AM

Constituent	Result	Units	PQL	MDL	Method	MB Bias	Lab Quals	Run #
cis-1,3-Dichloropropene	ND	ug/L	0.50	0.14	EPA-8260B	ND		1
trans-1,3-Dichloropropene	ND	ug/L	0.50	0.079	EPA-8260B	ND		1
Ethylbenzene	ND	ug/L	0.50	0.098	EPA-8260B	ND		1
Hexachlorobutadiene	ND	ug/L	0.50	0.17	EPA-8260B	ND		1
Isopropylbenzene	ND	ug/L	0.50	0.14	EPA-8260B	ND		1
p-Isopropyltoluene	ND	ug/L	0.50	0.12	EPA-8260B	ND		1
Methylene chloride	ND	ug/L	1.0	0.48	EPA-8260B	ND		1
Methyl t-butyl ether	ND	ug/L	0.50	0.11	EPA-8260B	ND		1
Naphthalene	ND	ug/L	0.50	0.36	EPA-8260B	ND		1
n-Propylbenzene	ND	ug/L	0.50	0.11	EPA-8260B	ND		1
Styrene	ND	ug/L	0.50	0.068	EPA-8260B	ND		1
1,1,1,2-Tetrachloroethane	ND	ug/L	0.50	0.18	EPA-8260B	ND		1
1,1,2,2-Tetrachloroethane	ND	ug/L	0.50	0.17	EPA-8260B	ND		1
Tetrachloroethene	**1.5**	**ug/L**	**0.50**	**0.13**	**EPA-8260B**	ND		1
Toluene	**0.11**	**ug/L**	**0.50**	**0.093**	**EPA-8260B**	ND	**J**	1
1,2,3-Trichlorobenzene	ND	ug/L	0.50	0.16	EPA-8260B	ND		1
1,2,4-Trichlorobenzene	ND	ug/L	0.50	0.19	EPA-8260B	ND		1
1,1,1-Trichloroethane	ND	ug/L	0.50	0.11	EPA-8260B	ND		1
1,1,2-Trichloroethane	ND	ug/L	0.50	0.16	EPA-8260B	ND		1
Trichloroethene	**0.13**	**ug/L**	**0.50**	**0.085**	**EPA-8260B**	ND	**J**	1
Trichlorofluoromethane	**0.22**	**ug/L**	**0.50**	**0.13**	**EPA-8260B**	ND	**J**	1
1,2,3-Trichloropropane	ND	ug/L	1.0	0.24	EPA-8260B	ND		1
1,1,2-Trichloro-1,2,2-trifluoroethane	ND	ug/L	0.50	0.15	EPA-8260B	ND		1
1,2,4-Trimethylbenzene	ND	ug/L	0.50	0.12	EPA-8260B	ND		1
1,3,5-Trimethylbenzene	ND	ug/L	0.50	0.12	EPA-8260B	ND		1
Vinyl chloride	ND	ug/L	0.50	0.12	EPA-8260B	ND		1
Total Xylenes	ND	ug/L	1.0	0.36	EPA-8260B	ND		1
p- & m-Xylenes	ND	ug/L	0.50	0.28	EPA-8260B	ND		1
o-Xylene	ND	ug/L	0.50	0.082	EPA-8260B	ND		1
1,2-Dichloroethane-d4 (Surrogate)	85.5	%	75 - 125 (LCL - UCL)		EPA-8260B			1
Toluene-d8 (Surrogate)	97.4	%	80 - 120 (LCL - UCL)		EPA-8260B			1
4-Bromofluorobenzene (Surrogate)	95.7	%	80 - 120 (LCL - UCL)		EPA-8260B			1

The results in this report apply to the samples analyzed in accordance with the chain of custody document. This analytical report must be reproduced in its entirety.
All results listed in this report are for the exclusive use of the submitting party. BC Laboratories, Inc. assumes no responsibility for report alteration, separation, detachment or third party interpretation.

Geologic Associates 1831 Commercenter East San Bernardino, CA 92408	**Reported:** 09/28/2015 11:38 Project: MSVL Project Number: 2013.0090 ph 123 Project Manager: Ralph Murphy

Volatile Organic Analysis (EPA Method 8260B)

BCL Sample ID: 1523480-02 | **Client Sample Name:** MSVL, F-35s, 9/15/2015 11:50:00AM

Run #	Method	Prep Date	Run Date/Time	Analyst	Instrument	Dilution	QC Batch ID
1	EPA-8260B	09/16/15	09/16/15 11:28	MGC	MS-V5	1	BYI1378

The results in this report apply to the samples analyzed in accordance with the chain of custody document. This analytical report must be reproduced in its entirety.
All results listed in this report are for the exclusive use of the submitting party. BC Laboratories, Inc. assumes no responsibility for report alteration, separation, detachment or third party interpretation.

Geologic Associates
1831 Commercenter East
San Bernardino, CA 92408

Reported: 09/28/2015 11:38
Project: MSVL
Project Number: 2013.0090 ph 123
Project Manager: Ralph Murphy

Water Analysis (General Chemistry)

BCL Sample ID: 1523480-02 | **Client Sample Name:** MSVL, F-35s, 9/15/2015 11:50:00AM

Constituent	Result	Units	PQL	MDL	Method	MB Bias	Lab Quals	Run #
Dissolved Calcium	**11**	**mg/L**	**0.10**	**0.016**	**EPA-6010B**	0.029		1
Dissolved Magnesium	ND	mg/L	0.050	0.019	EPA-6010B	ND		1
Dissolved Sodium	**230**	**mg/L**	**0.50**	**0.051**	**EPA-6010B**	ND		1
Chloride	**26**	**mg/L**	**0.50**	**0.061**	**EPA-300.0**	ND		2
Nitrate as N	**3.2**	**mg/L**	**0.10**	**0.018**	**EPA-300.0**	ND		2
Sulfate	**22**	**mg/L**	**1.0**	**0.10**	**EPA-300.0**	ND		2
Total Dissolved Solids @ 180 C	**910**	**mg/L**	**50**	**50**	**SM-2540C**	ND		3
Perchlorate	ND	mg/L	0.0040	0.0013	EPA-314.0	ND		4

Run #	Method	Prep Date	Run Date/Time	Analyst	Instrument	Dilution	QC Batch ID
1	EPA-6010B	09/15/15	09/16/15 20:48	ARD	PE-OP3	1	BYI1500
2	EPA-300.0	09/16/15	09/16/15 10:44	OLH	IC2	1	BYI1559
3	SM-2540C	09/18/15	09/18/15 13:00	CAD	MANUAL	5	BYI1837
4	EPA-314.0	09/16/15	09/16/15 03:09	OLH	IC6	1	BYI1447

The results in this report apply to the samples analyzed in accordance with the chain of custody document. This analytical report must be reproduced in its entirety.
All results listed in this report are for the exclusive use of the submitting party. BC Laboratories, Inc. assumes no responsibility for report alteration, separation, detachment or third party interpretation.

Geologic Associates
1831 Commercenter East
San Bernardino, CA 92408

Reported: 09/28/2015 11:38
Project: MSVL
Project Number: 2013.0090 ph 123
Project Manager: Ralph Murphy

Volatile Organic Analysis (EPA Method 8260B)

BCL Sample ID: 1523480-03 | **Client Sample Name:** MSVL, QCEB, 9/15/2015 12:00:00AM

Constituent	Result	Units	PQL	MDL	Method	MB Bias	Lab Quals	Run #
Benzene	ND	ug/L	0.50	0.083	EPA-8260B	ND		1
Bromobenzene	ND	ug/L	0.50	0.13	EPA-8260B	ND		1
Bromochloromethane	ND	ug/L	0.50	0.24	EPA-8260B	ND		1
Bromodichloromethane	ND	ug/L	0.50	0.14	EPA-8260B	ND		1
Bromoform	ND	ug/L	0.50	0.27	EPA-8260B	ND		1
Bromomethane	ND	ug/L	1.0	0.25	EPA-8260B	ND		1
n-Butylbenzene	ND	ug/L	0.50	0.11	EPA-8260B	ND		1
sec-Butylbenzene	ND	ug/L	0.50	0.15	EPA-8260B	ND		1
tert-Butylbenzene	ND	ug/L	0.50	0.13	EPA-8260B	ND		1
Carbon tetrachloride	ND	ug/L	0.50	0.18	EPA-8260B	ND		1
Chlorobenzene	ND	ug/L	0.50	0.093	EPA-8260B	ND		1
Chloroethane	ND	ug/L	0.50	0.14	EPA-8260B	ND		1
Chloroform	ND	ug/L	0.50	0.12	EPA-8260B	ND		1
Chloromethane	ND	ug/L	0.50	0.14	EPA-8260B	ND		1
2-Chlorotoluene	ND	ug/L	0.50	0.20	EPA-8260B	ND		1
4-Chlorotoluene	ND	ug/L	0.50	0.15	EPA-8260B	ND		1
Dibromochloromethane	ND	ug/L	0.50	0.13	EPA-8260B	ND		1
1,2-Dibromo-3-chloropropane	ND	ug/L	1.0	0.44	EPA-8260B	ND		1
1,2-Dibromoethane	ND	ug/L	0.50	0.16	EPA-8260B	ND		1
Dibromomethane	ND	ug/L	0.50	0.24	EPA-8260B	ND		1
1,2-Dichlorobenzene	ND	ug/L	0.50	0.072	EPA-8260B	ND		1
1,3-Dichlorobenzene	ND	ug/L	0.50	0.15	EPA-8260B	ND		1
1,4-Dichlorobenzene	ND	ug/L	0.50	0.062	EPA-8260B	ND		1
Dichlorodifluoromethane	ND	ug/L	0.50	0.099	EPA-8260B	ND		1
1,1-Dichloroethane	ND	ug/L	0.50	0.11	EPA-8260B	ND		1
1,2-Dichloroethane	ND	ug/L	0.50	0.17	EPA-8260B	ND		1
1,1-Dichloroethene	ND	ug/L	0.50	0.18	EPA-8260B	ND		1
cis-1,2-Dichloroethene	ND	ug/L	0.50	0.085	EPA-8260B	ND		1
trans-1,2-Dichloroethene	ND	ug/L	0.50	0.15	EPA-8260B	ND		1
1,2-Dichloropropane	ND	ug/L	0.50	0.13	EPA-8260B	ND		1
1,3-Dichloropropane	ND	ug/L	0.50	0.086	EPA-8260B	ND		1
2,2-Dichloropropane	ND	ug/L	0.50	0.13	EPA-8260B	ND		1
1,1-Dichloropropene	ND	ug/L	0.50	0.085	EPA-8260B	ND		1

The results in this report apply to the samples analyzed in accordance with the chain of custody document. This analytical report must be reproduced in its entirety.
All results listed in this report are for the exclusive use of the submitting party. BC Laboratories, Inc. assumes no responsibility for report alteration, separation, detachment or third party interpretation.

Geologic Associates
1831 Commercenter East
San Bernardino, CA 92408

Reported: 09/28/2015 11:38
Project: MSVL
Project Number: 2013.0090 ph 123
Project Manager: Ralph Murphy

Volatile Organic Analysis (EPA Method 8260B)

BCL Sample ID: 1523480-03 | **Client Sample Name:** MSVL, QCEB, 9/15/2015 12:00:00AM

Constituent	Result	Units	PQL	MDL	Method	MB Bias	Lab Quals	Run #
cis-1,3-Dichloropropene	ND	ug/L	0.50	0.14	EPA-8260B	ND		1
trans-1,3-Dichloropropene	ND	ug/L	0.50	0.079	EPA-8260B	ND		1
Ethylbenzene	ND	ug/L	0.50	0.098	EPA-8260B	ND		1
Hexachlorobutadiene	ND	ug/L	0.50	0.17	EPA-8260B	ND		1
Isopropylbenzene	ND	ug/L	0.50	0.14	EPA-8260B	ND		1
p-Isopropyltoluene	ND	ug/L	0.50	0.12	EPA-8260B	ND		1
Methylene chloride	**0.53**	**ug/L**	**1.0**	**0.48**	**EPA-8260B**	ND	**J**	1
Methyl t-butyl ether	ND	ug/L	0.50	0.11	EPA-8260B	ND		1
Naphthalene	ND	ug/L	0.50	0.36	EPA-8260B	ND		1
n-Propylbenzene	ND	ug/L	0.50	0.11	EPA-8260B	ND		1
Styrene	ND	ug/L	0.50	0.068	EPA-8260B	ND		1
1,1,1,2-Tetrachloroethane	ND	ug/L	0.50	0.18	EPA-8260B	ND		1
1,1,2,2-Tetrachloroethane	ND	ug/L	0.50	0.17	EPA-8260B	ND		1
Tetrachloroethene	ND	ug/L	0.50	0.13	EPA-8260B	ND		1
Toluene	ND	ug/L	0.50	0.093	EPA-8260B	ND		1
1,2,3-Trichlorobenzene	ND	ug/L	0.50	0.16	EPA-8260B	ND		1
1,2,4-Trichlorobenzene	ND	ug/L	0.50	0.19	EPA-8260B	ND		1
1,1,1-Trichloroethane	ND	ug/L	0.50	0.11	EPA-8260B	ND		1
1,1,2-Trichloroethane	ND	ug/L	0.50	0.16	EPA-8260B	ND		1
Trichloroethene	ND	ug/L	0.50	0.085	EPA-8260B	ND		1
Trichlorofluoromethane	ND	ug/L	0.50	0.13	EPA-8260B	ND		1
1,2,3-Trichloropropane	ND	ug/L	1.0	0.24	EPA-8260B	ND		1
1,1,2-Trichloro-1,2,2-trifluoroethane	ND	ug/L	0.50	0.15	EPA-8260B	ND		1
1,2,4-Trimethylbenzene	ND	ug/L	0.50	0.12	EPA-8260B	ND		1
1,3,5-Trimethylbenzene	ND	ug/L	0.50	0.12	EPA-8260B	ND		1
Vinyl chloride	ND	ug/L	0.50	0.12	EPA-8260B	ND		1
Total Xylenes	ND	ug/L	1.0	0.36	EPA-8260B	ND		1
p- & m-Xylenes	ND	ug/L	0.50	0.28	EPA-8260B	ND		1
o-Xylene	ND	ug/L	0.50	0.082	EPA-8260B	ND		1
1,2-Dichloroethane-d4 (Surrogate)	89.4	%	75 - 125 (LCL - UCL)		EPA-8260B			1
Toluene-d8 (Surrogate)	98.2	%	80 - 120 (LCL - UCL)		EPA-8260B			1
4-Bromofluorobenzene (Surrogate)	100	%	80 - 120 (LCL - UCL)		EPA-8260B			1

The results in this report apply to the samples analyzed in accordance with the chain of custody document. This analytical report must be reproduced in its entirety.
All results listed in this report are for the exclusive use of the submitting party. BC Laboratories, Inc. assumes no responsibility for report alteration, separation, detachment or third party interpretation.

Geologic Associates 1831 Commercenter East San Bernardino, CA 92408	**Reported:** 09/28/2015 11:38 Project: MSVL Project Number: 2013.0090 ph 123 Project Manager: Ralph Murphy

Volatile Organic Analysis (EPA Method 8260B)

BCL Sample ID: 1523480-03 | **Client Sample Name:** MSVL, QCEB, 9/15/2015 12:00:00AM

Run #	Method	Prep Date	Run Date/Time	Analyst	Instrument	Dilution	QC Batch ID
1	EPA-8260B	09/16/15	09/16/15 11:05	MGC	MS-V5	1	BYI1378

The results in this report apply to the samples analyzed in accordance with the chain of custody document. This analytical report must be reproduced in its entirety.
All results listed in this report are for the exclusive use of the submitting party. BC Laboratories, Inc. assumes no responsibility for report alteration, separation, detachment or third party interpretation.

Geologic Associates
1831 Commercenter East
San Bernardino, CA 92408

Reported: 09/28/2015 11:38
Project: MSVL
Project Number: 2013.0090 ph 123
Project Manager: Ralph Murphy

Volatile Organic Analysis (EPA Method 8260B)

BCL Sample ID: 1523480-04 | **Client Sample Name:** MSVL, QCAB, 9/15/2015 12:00:00AM

Constituent	Result	Units	PQL	MDL	Method	MB Bias	Lab Quals	Run #
Benzene	ND	ug/L	0.50	0.083	EPA-8260B	ND		1
Bromobenzene	ND	ug/L	0.50	0.13	EPA-8260B	ND		1
Bromochloromethane	ND	ug/L	0.50	0.24	EPA-8260B	ND		1
Bromodichloromethane	ND	ug/L	0.50	0.14	EPA-8260B	ND		1
Bromoform	ND	ug/L	0.50	0.27	EPA-8260B	ND		1
Bromomethane	ND	ug/L	1.0	0.25	EPA-8260B	ND		1
n-Butylbenzene	ND	ug/L	0.50	0.11	EPA-8260B	ND		1
sec-Butylbenzene	ND	ug/L	0.50	0.15	EPA-8260B	ND		1
tert-Butylbenzene	ND	ug/L	0.50	0.13	EPA-8260B	ND		1
Carbon tetrachloride	ND	ug/L	0.50	0.18	EPA-8260B	ND		1
Chlorobenzene	ND	ug/L	0.50	0.093	EPA-8260B	ND		1
Chloroethane	ND	ug/L	0.50	0.14	EPA-8260B	ND		1
Chloroform	ND	ug/L	0.50	0.12	EPA-8260B	ND		1
Chloromethane	ND	ug/L	0.50	0.14	EPA-8260B	ND		1
2-Chlorotoluene	ND	ug/L	0.50	0.20	EPA-8260B	ND		1
4-Chlorotoluene	ND	ug/L	0.50	0.15	EPA-8260B	ND		1
Dibromochloromethane	ND	ug/L	0.50	0.13	EPA-8260B	ND		1
1,2-Dibromo-3-chloropropane	ND	ug/L	1.0	0.44	EPA-8260B	ND		1
1,2-Dibromoethane	ND	ug/L	0.50	0.16	EPA-8260B	ND		1
Dibromomethane	ND	ug/L	0.50	0.24	EPA-8260B	ND		1
1,2-Dichlorobenzene	ND	ug/L	0.50	0.072	EPA-8260B	ND		1
1,3-Dichlorobenzene	ND	ug/L	0.50	0.15	EPA-8260B	ND		1
1,4-Dichlorobenzene	ND	ug/L	0.50	0.062	EPA-8260B	ND		1
Dichlorodifluoromethane	ND	ug/L	0.50	0.099	EPA-8260B	ND		1
1,1-Dichloroethane	ND	ug/L	0.50	0.11	EPA-8260B	ND		1
1,2-Dichloroethane	ND	ug/L	0.50	0.17	EPA-8260B	ND		1
1,1-Dichloroethene	ND	ug/L	0.50	0.18	EPA-8260B	ND		1
cis-1,2-Dichloroethene	ND	ug/L	0.50	0.085	EPA-8260B	ND		1
trans-1,2-Dichloroethene	ND	ug/L	0.50	0.15	EPA-8260B	ND		1
1,2-Dichloropropane	ND	ug/L	0.50	0.13	EPA-8260B	ND		1
1,3-Dichloropropane	ND	ug/L	0.50	0.086	EPA-8260B	ND		1
2,2-Dichloropropane	ND	ug/L	0.50	0.13	EPA-8260B	ND		1
1,1-Dichloropropene	ND	ug/L	0.50	0.085	EPA-8260B	ND		1

The results in this report apply to the samples analyzed in accordance with the chain of custody document. This analytical report must be reproduced in its entirety.
All results listed in this report are for the exclusive use of the submitting party. BC Laboratories, Inc. assumes no responsibility for report alteration, separation, detachment or third party interpretation.

Geologic Associates
1831 Commercenter East
San Bernardino, CA 92408

Reported: 09/28/2015 11:38
Project: MSVL
Project Number: 2013.0090 ph 123
Project Manager: Ralph Murphy

Volatile Organic Analysis (EPA Method 8260B)

BCL Sample ID: 1523480-04 | **Client Sample Name:** MSVL, QCAB, 9/15/2015 12:00:00AM

Constituent	Result	Units	PQL	MDL	Method	MB Bias	Lab Quals	Run #
cis-1,3-Dichloropropene	ND	ug/L	0.50	0.14	EPA-8260B	ND		1
trans-1,3-Dichloropropene	ND	ug/L	0.50	0.079	EPA-8260B	ND		1
Ethylbenzene	ND	ug/L	0.50	0.098	EPA-8260B	ND		1
Hexachlorobutadiene	ND	ug/L	0.50	0.17	EPA-8260B	ND		1
Isopropylbenzene	ND	ug/L	0.50	0.14	EPA-8260B	ND		1
p-Isopropyltoluene	ND	ug/L	0.50	0.12	EPA-8260B	ND		1
Methylene chloride	**0.61**	**ug/L**	**1.0**	**0.48**	**EPA-8260B**	ND	**J**	1
Methyl t-butyl ether	ND	ug/L	0.50	0.11	EPA-8260B	ND		1
Naphthalene	ND	ug/L	0.50	0.36	EPA-8260B	ND		1
n-Propylbenzene	ND	ug/L	0.50	0.11	EPA-8260B	ND		1
Styrene	ND	ug/L	0.50	0.068	EPA-8260B	ND		1
1,1,1,2-Tetrachloroethane	ND	ug/L	0.50	0.18	EPA-8260B	ND		1
1,1,2,2-Tetrachloroethane	ND	ug/L	0.50	0.17	EPA-8260B	ND		1
Tetrachloroethene	ND	ug/L	0.50	0.13	EPA-8260B	ND		1
Toluene	ND	ug/L	0.50	0.093	EPA-8260B	ND		1
1,2,3-Trichlorobenzene	ND	ug/L	0.50	0.16	EPA-8260B	ND		1
1,2,4-Trichlorobenzene	ND	ug/L	0.50	0.19	EPA-8260B	ND		1
1,1,1-Trichloroethane	ND	ug/L	0.50	0.11	EPA-8260B	ND		1
1,1,2-Trichloroethane	ND	ug/L	0.50	0.16	EPA-8260B	ND		1
Trichloroethene	ND	ug/L	0.50	0.085	EPA-8260B	ND		1
Trichlorofluoromethane	ND	ug/L	0.50	0.13	EPA-8260B	ND		1
1,2,3-Trichloropropane	ND	ug/L	1.0	0.24	EPA-8260B	ND		1
1,1,2-Trichloro-1,2,2-trifluoroethane	ND	ug/L	0.50	0.15	EPA-8260B	ND		1
1,2,4-Trimethylbenzene	ND	ug/L	0.50	0.12	EPA-8260B	ND		1
1,3,5-Trimethylbenzene	ND	ug/L	0.50	0.12	EPA-8260B	ND		1
Vinyl chloride	ND	ug/L	0.50	0.12	EPA-8260B	ND		1
Total Xylenes	ND	ug/L	1.0	0.36	EPA-8260B	ND		1
p- & m-Xylenes	ND	ug/L	0.50	0.28	EPA-8260B	ND		1
o-Xylene	ND	ug/L	0.50	0.082	EPA-8260B	ND		1
1,2-Dichloroethane-d4 (Surrogate)	84.2	%	75 - 125 (LCL - UCL)		EPA-8260B			1
Toluene-d8 (Surrogate)	98.1	%	80 - 120 (LCL - UCL)		EPA-8260B			1
4-Bromofluorobenzene (Surrogate)	90.9	%	80 - 120 (LCL - UCL)		EPA-8260B			1

The results in this report apply to the samples analyzed in accordance with the chain of custody document. This analytical report must be reproduced in its entirety.
All results listed in this report are for the exclusive use of the submitting party. BC Laboratories, Inc. assumes no responsibility for report alteration, separation, detachment or third party interpretation.

Geologic Associates 1831 Commercenter East San Bernardino, CA 92408	**Reported:** 09/28/2015 11:38 Project: MSVL Project Number: 2013.0090 ph 123 Project Manager: Ralph Murphy

Volatile Organic Analysis (EPA Method 8260B)

BCL Sample ID: 1523480-04 | **Client Sample Name:** MSVL, QCAB, 9/15/2015 12:00:00AM

Run #	Method	Prep Date	Run Date/Time	Analyst	Instrument	Dilution	QC Batch ID
1	EPA-8260B	09/16/15	09/16/15 10:42	MGC	MS-V5	1	BYI1378

The results in this report apply to the samples analyzed in accordance with the chain of custody document. This analytical report must be reproduced in its entirety.
All results listed in this report are for the exclusive use of the submitting party. BC Laboratories, Inc. assumes no responsibility for report alteration, separation, detachment or third party interpretation.

Geologic Associates
1831 Commercenter East
San Bernardino, CA 92408

Reported: 09/28/2015 11:38
Project: MSVL
Project Number: 2013.0090 ph 123
Project Manager: Ralph Murphy

Volatile Organic Analysis (EPA Method 8260B)

BCL Sample ID: 1523480-05 | **Client Sample Name:** MSVL, QCTB, 9/15/2015 12:00:00AM

Constituent	Result	Units	PQL	MDL	Method	MB Bias	Lab Quals	Run #
Benzene	ND	ug/L	0.50	0.083	EPA-8260B	ND		1
Bromobenzene	ND	ug/L	0.50	0.13	EPA-8260B	ND		1
Bromochloromethane	ND	ug/L	0.50	0.24	EPA-8260B	ND		1
Bromodichloromethane	ND	ug/L	0.50	0.14	EPA-8260B	ND		1
Bromoform	ND	ug/L	0.50	0.27	EPA-8260B	ND		1
Bromomethane	ND	ug/L	1.0	0.25	EPA-8260B	ND		1
n-Butylbenzene	ND	ug/L	0.50	0.11	EPA-8260B	ND		1
sec-Butylbenzene	ND	ug/L	0.50	0.15	EPA-8260B	ND		1
tert-Butylbenzene	ND	ug/L	0.50	0.13	EPA-8260B	ND		1
Carbon tetrachloride	ND	ug/L	0.50	0.18	EPA-8260B	ND		1
Chlorobenzene	ND	ug/L	0.50	0.093	EPA-8260B	ND		1
Chloroethane	ND	ug/L	0.50	0.14	EPA-8260B	ND		1
Chloroform	ND	ug/L	0.50	0.12	EPA-8260B	ND		1
Chloromethane	ND	ug/L	0.50	0.14	EPA-8260B	ND		1
2-Chlorotoluene	ND	ug/L	0.50	0.20	EPA-8260B	ND		1
4-Chlorotoluene	ND	ug/L	0.50	0.15	EPA-8260B	ND		1
Dibromochloromethane	ND	ug/L	0.50	0.13	EPA-8260B	ND		1
1,2-Dibromo-3-chloropropane	ND	ug/L	1.0	0.44	EPA-8260B	ND		1
1,2-Dibromoethane	ND	ug/L	0.50	0.16	EPA-8260B	ND		1
Dibromomethane	ND	ug/L	0.50	0.24	EPA-8260B	ND		1
1,2-Dichlorobenzene	ND	ug/L	0.50	0.072	EPA-8260B	ND		1
1,3-Dichlorobenzene	ND	ug/L	0.50	0.15	EPA-8260B	ND		1
1,4-Dichlorobenzene	ND	ug/L	0.50	0.062	EPA-8260B	ND		1
Dichlorodifluoromethane	ND	ug/L	0.50	0.099	EPA-8260B	ND		1
1,1-Dichloroethane	ND	ug/L	0.50	0.11	EPA-8260B	ND		1
1,2-Dichloroethane	ND	ug/L	0.50	0.17	EPA-8260B	ND		1
1,1-Dichloroethene	ND	ug/L	0.50	0.18	EPA-8260B	ND		1
cis-1,2-Dichloroethene	ND	ug/L	0.50	0.085	EPA-8260B	ND		1
trans-1,2-Dichloroethene	ND	ug/L	0.50	0.15	EPA-8260B	ND		1
1,2-Dichloropropane	ND	ug/L	0.50	0.13	EPA-8260B	ND		1
1,3-Dichloropropane	ND	ug/L	0.50	0.086	EPA-8260B	ND		1
2,2-Dichloropropane	ND	ug/L	0.50	0.13	EPA-8260B	ND		1
1,1-Dichloropropene	ND	ug/L	0.50	0.085	EPA-8260B	ND		1

The results in this report apply to the samples analyzed in accordance with the chain of custody document. This analytical report must be reproduced in its entirety.
All results listed in this report are for the exclusive use of the submitting party. BC Laboratories, Inc. assumes no responsibility for report alteration, separation, detachment or third party interpretation.

Geologic Associates
1831 Commercenter East
San Bernardino, CA 92408

Reported: 09/28/2015 11:38
Project: MSVL
Project Number: 2013.0090 ph 123
Project Manager: Ralph Murphy

Volatile Organic Analysis (EPA Method 8260B)

BCL Sample ID: 1523480-05 | **Client Sample Name:** MSVL, QCTB, 9/15/2015 12:00:00AM

Constituent	Result	Units	PQL	MDL	Method	MB Bias	Lab Quals	Run #
cis-1,3-Dichloropropene	ND	ug/L	0.50	0.14	EPA-8260B	ND		1
trans-1,3-Dichloropropene	ND	ug/L	0.50	0.079	EPA-8260B	ND		1
Ethylbenzene	ND	ug/L	0.50	0.098	EPA-8260B	ND		1
Hexachlorobutadiene	ND	ug/L	0.50	0.17	EPA-8260B	ND		1
Isopropylbenzene	ND	ug/L	0.50	0.14	EPA-8260B	ND		1
p-Isopropyltoluene	ND	ug/L	0.50	0.12	EPA-8260B	ND		1
Methylene chloride	ND	ug/L	1.0	0.48	EPA-8260B	ND		1
Methyl t-butyl ether	ND	ug/L	0.50	0.11	EPA-8260B	ND		1
Naphthalene	ND	ug/L	0.50	0.36	EPA-8260B	ND		1
n-Propylbenzene	ND	ug/L	0.50	0.11	EPA-8260B	ND		1
Styrene	ND	ug/L	0.50	0.068	EPA-8260B	ND		1
1,1,1,2-Tetrachloroethane	ND	ug/L	0.50	0.18	EPA-8260B	ND		1
1,1,2,2-Tetrachloroethane	ND	ug/L	0.50	0.17	EPA-8260B	ND		1
Tetrachloroethene	ND	ug/L	0.50	0.13	EPA-8260B	ND		1
Toluene	ND	ug/L	0.50	0.093	EPA-8260B	ND		1
1,2,3-Trichlorobenzene	ND	ug/L	0.50	0.16	EPA-8260B	ND		1
1,2,4-Trichlorobenzene	ND	ug/L	0.50	0.19	EPA-8260B	ND		1
1,1,1-Trichloroethane	ND	ug/L	0.50	0.11	EPA-8260B	ND		1
1,1,2-Trichloroethane	ND	ug/L	0.50	0.16	EPA-8260B	ND		1
Trichloroethene	ND	ug/L	0.50	0.085	EPA-8260B	ND		1
Trichlorofluoromethane	ND	ug/L	0.50	0.13	EPA-8260B	ND		1
1,2,3-Trichloropropane	ND	ug/L	1.0	0.24	EPA-8260B	ND		1
1,1,2-Trichloro-1,2,2-trifluoroethane	ND	ug/L	0.50	0.15	EPA-8260B	ND		1
1,2,4-Trimethylbenzene	ND	ug/L	0.50	0.12	EPA-8260B	ND		1
1,3,5-Trimethylbenzene	ND	ug/L	0.50	0.12	EPA-8260B	ND		1
Vinyl chloride	ND	ug/L	0.50	0.12	EPA-8260B	ND		1
Total Xylenes	ND	ug/L	1.0	0.36	EPA-8260B	ND		1
p- & m-Xylenes	ND	ug/L	0.50	0.28	EPA-8260B	ND		1
o-Xylene	ND	ug/L	0.50	0.082	EPA-8260B	ND		1
1,2-Dichloroethane-d4 (Surrogate)	84.9	%	75 - 125 (LCL - UCL)		EPA-8260B			1
Toluene-d8 (Surrogate)	97.0	%	80 - 120 (LCL - UCL)		EPA-8260B			1
4-Bromofluorobenzene (Surrogate)	92.1	%	80 - 120 (LCL - UCL)		EPA-8260B			1

The results in this report apply to the samples analyzed in accordance with the chain of custody document. This analytical report must be reproduced in its entirety.
All results listed in this report are for the exclusive use of the submitting party. BC Laboratories, Inc. assumes no responsibility for report alteration, separation, detachment or third party interpretation.

Geologic Associates 1831 Commercenter East San Bernardino, CA 92408	**Reported:** 09/28/2015 11:38 Project: MSVL Project Number: 2013.0090 ph 123 Project Manager: Ralph Murphy

Volatile Organic Analysis (EPA Method 8260B)

BCL Sample ID: 1523480-05 | **Client Sample Name:** MSVL, QCTB, 9/15/2015 12:00:00AM

Run #	Method	Prep Date	Run Date/Time	Analyst	Instrument	Dilution	QC Batch ID
1	EPA-8260B	09/16/15	09/16/15 10:19	MGC	MS-V5	1	BYI1378

The results in this report apply to the samples analyzed in accordance with the chain of custody document. This analytical report must be reproduced in its entirety.
All results listed in this report are for the exclusive use of the submitting party. BC Laboratories, Inc. assumes no responsibility for report alteration, separation, detachment or third party interpretation.

Geologic Associates
1831 Commercenter East
San Bernardino, CA 92408

Reported: 09/28/2015 11:38
Project: MSVL
Project Number: 2013.0090 ph 123
Project Manager: Ralph Murphy

Volatile Organic Analysis (EPA Method 8260B)

Quality Control Report - Method Blank Analysis

Constituent	QC Sample ID	MB Result	Units	PQL	MDL	Lab Quals
QC Batch ID: BYI1378						
Benzene	BYI1378-BLK1	ND	ug/L	0.50	0.083	
Bromobenzene	BYI1378-BLK1	ND	ug/L	0.50	0.13	
Bromochloromethane	BYI1378-BLK1	ND	ug/L	0.50	0.24	
Bromodichloromethane	BYI1378-BLK1	ND	ug/L	0.50	0.14	
Bromoform	BYI1378-BLK1	ND	ug/L	0.50	0.27	
Bromomethane	BYI1378-BLK1	ND	ug/L	1.0	0.25	
n-Butylbenzene	BYI1378-BLK1	ND	ug/L	0.50	0.11	
sec-Butylbenzene	BYI1378-BLK1	ND	ug/L	0.50	0.15	
tert-Butylbenzene	BYI1378-BLK1	ND	ug/L	0.50	0.13	
Carbon tetrachloride	BYI1378-BLK1	ND	ug/L	0.50	0.18	
Chlorobenzene	BYI1378-BLK1	ND	ug/L	0.50	0.093	
Chloroethane	BYI1378-BLK1	ND	ug/L	0.50	0.14	
Chloroform	BYI1378-BLK1	ND	ug/L	0.50	0.12	
Chloromethane	BYI1378-BLK1	ND	ug/L	0.50	0.14	
2-Chlorotoluene	BYI1378-BLK1	ND	ug/L	0.50	0.20	
4-Chlorotoluene	BYI1378-BLK1	ND	ug/L	0.50	0.15	
Dibromochloromethane	BYI1378-BLK1	ND	ug/L	0.50	0.13	
1,2-Dibromo-3-chloropropane	BYI1378-BLK1	ND	ug/L	1.0	0.44	
1,2-Dibromoethane	BYI1378-BLK1	ND	ug/L	0.50	0.16	
Dibromomethane	BYI1378-BLK1	ND	ug/L	0.50	0.24	
1,2-Dichlorobenzene	BYI1378-BLK1	ND	ug/L	0.50	0.072	
1,3-Dichlorobenzene	BYI1378-BLK1	ND	ug/L	0.50	0.15	
1,4-Dichlorobenzene	BYI1378-BLK1	ND	ug/L	0.50	0.062	
Dichlorodifluoromethane	BYI1378-BLK1	ND	ug/L	0.50	0.099	
1,1-Dichloroethane	BYI1378-BLK1	ND	ug/L	0.50	0.11	
1,2-Dichloroethane	BYI1378-BLK1	ND	ug/L	0.50	0.17	
1,1-Dichloroethene	BYI1378-BLK1	ND	ug/L	0.50	0.18	
cis-1,2-Dichloroethene	BYI1378-BLK1	ND	ug/L	0.50	0.085	
trans-1,2-Dichloroethene	BYI1378-BLK1	ND	ug/L	0.50	0.15	
1,2-Dichloropropane	BYI1378-BLK1	ND	ug/L	0.50	0.13	
1,3-Dichloropropane	BYI1378-BLK1	ND	ug/L	0.50	0.086	
2,2-Dichloropropane	BYI1378-BLK1	ND	ug/L	0.50	0.13	
1,1-Dichloropropene	BYI1378-BLK1	ND	ug/L	0.50	0.085	
cis-1,3-Dichloropropene	BYI1378-BLK1	ND	ug/L	0.50	0.14	

The results in this report apply to the samples analyzed in accordance with the chain of custody document. This analytical report must be reproduced in its entirety.
All results listed in this report are for the exclusive use of the submitting party. BC Laboratories, Inc. assumes no responsibility for report alteration, separation, detachment or third party interpretation.

Geologic Associates
1831 Commercenter East
San Bernardino, CA 92408

Reported: 09/28/2015 11:38
Project: MSVL
Project Number: 2013.0090 ph 123
Project Manager: Ralph Murphy

Volatile Organic Analysis (EPA Method 8260B)

Quality Control Report - Method Blank Analysis

Constituent	QC Sample ID	MB Result	Units	PQL	MDL	Lab Quals
QC Batch ID: BYI1378						
trans-1,3-Dichloropropene	BYI1378-BLK1	ND	ug/L	0.50	0.079	
Ethylbenzene	BYI1378-BLK1	ND	ug/L	0.50	0.098	
Hexachlorobutadiene	BYI1378-BLK1	ND	ug/L	0.50	0.17	
Isopropylbenzene	BYI1378-BLK1	ND	ug/L	0.50	0.14	
p-Isopropyltoluene	BYI1378-BLK1	ND	ug/L	0.50	0.12	
Methylene chloride	BYI1378-BLK1	ND	ug/L	1.0	0.48	
Methyl t-butyl ether	BYI1378-BLK1	ND	ug/L	0.50	0.11	
Naphthalene	BYI1378-BLK1	ND	ug/L	0.50	0.36	
n-Propylbenzene	BYI1378-BLK1	ND	ug/L	0.50	0.11	
Styrene	BYI1378-BLK1	ND	ug/L	0.50	0.068	
1,1,1,2-Tetrachloroethane	BYI1378-BLK1	ND	ug/L	0.50	0.18	
1,1,2,2-Tetrachloroethane	BYI1378-BLK1	ND	ug/L	0.50	0.17	
Tetrachloroethene	BYI1378-BLK1	ND	ug/L	0.50	0.13	
Toluene	BYI1378-BLK1	ND	ug/L	0.50	0.093	
1,2,3-Trichlorobenzene	BYI1378-BLK1	ND	ug/L	0.50	0.16	
1,2,4-Trichlorobenzene	BYI1378-BLK1	ND	ug/L	0.50	0.19	
1,1,1-Trichloroethane	BYI1378-BLK1	ND	ug/L	0.50	0.11	
1,1,2-Trichloroethane	BYI1378-BLK1	ND	ug/L	0.50	0.16	
Trichloroethene	BYI1378-BLK1	ND	ug/L	0.50	0.085	
Trichlorofluoromethane	BYI1378-BLK1	ND	ug/L	0.50	0.13	
1,2,3-Trichloropropane	BYI1378-BLK1	ND	ug/L	1.0	0.24	
1,1,2-Trichloro-1,2,2-trifluoroethane	BYI1378-BLK1	ND	ug/L	0.50	0.15	
1,2,4-Trimethylbenzene	BYI1378-BLK1	ND	ug/L	0.50	0.12	
1,3,5-Trimethylbenzene	BYI1378-BLK1	ND	ug/L	0.50	0.12	
Vinyl chloride	BYI1378-BLK1	ND	ug/L	0.50	0.12	
Total Xylenes	BYI1378-BLK1	ND	ug/L	1.0	0.36	
p- & m-Xylenes	BYI1378-BLK1	ND	ug/L	0.50	0.28	
o-Xylene	BYI1378-BLK1	ND	ug/L	0.50	0.082	
1,2-Dichloroethane-d4 (Surrogate)	**BYI1378-BLK1**	**80.2**	%	**75 - 125 (LCL - UCL)**		
Toluene-d8 (Surrogate)	**BYI1378-BLK1**	**98.2**	%	**80 - 120 (LCL - UCL)**		
4-Bromofluorobenzene (Surrogate)	**BYI1378-BLK1**	**94.4**	%	**80 - 120 (LCL - UCL)**		

The results in this report apply to the samples analyzed in accordance with the chain of custody document. This analytical report must be reproduced in its entirety.
All results listed in this report are for the exclusive use of the submitting party. BC Laboratories, Inc. assumes no responsibility for report alteration, separation, detachment or third party interpretation.

Geologic Associates
1831 Commercenter East
San Bernardino, CA 92408

Reported: 09/28/2015 11:38
Project: MSVL
Project Number: 2013.0090 ph 123
Project Manager: Ralph Murphy

Volatile Organic Analysis (EPA Method 8260B)

Quality Control Report - Laboratory Control Sample

Constituent	QC Sample ID	Type	Result	Spike Level	Units	Percent Recovery	RPD	Control Limits Percent Recovery	Control Limits RPD	Lab Quals
QC Batch ID: BYI1378										
Benzene	BYI1378-BS1	LCS	26.180	25.000	ug/L	105		70 - 130		
Bromodichloromethane	BYI1378-BS1	LCS	21.820	25.000	ug/L	87.3		70 - 130		
Chlorobenzene	BYI1378-BS1	LCS	24.290	25.000	ug/L	97.2		70 - 130		
Chloroethane	BYI1378-BS1	LCS	28.550	25.000	ug/L	114		70 - 130		
1,4-Dichlorobenzene	BYI1378-BS1	LCS	24.560	25.000	ug/L	98.2		70 - 130		
1,1-Dichloroethane	BYI1378-BS1	LCS	24.420	25.000	ug/L	97.7		70 - 130		
1,1-Dichloroethene	BYI1378-BS1	LCS	22.980	25.000	ug/L	91.9		70 - 130		
Toluene	BYI1378-BS1	LCS	24.520	25.000	ug/L	98.1		70 - 130		
Trichloroethene	BYI1378-BS1	LCS	23.760	25.000	ug/L	95.0		70 - 130		
1,2-Dichloroethane-d4 (Surrogate)	BYI1378-BS1	LCS	7.9000	10.000	ug/L	79.0		75 - 125		
Toluene-d8 (Surrogate)	BYI1378-BS1	LCS	9.8100	10.000	ug/L	98.1		80 - 120		
4-Bromofluorobenzene (Surrogate)	BYI1378-BS1	LCS	9.7800	10.000	ug/L	97.8		80 - 120		

The results in this report apply to the samples analyzed in accordance with the chain of custody document. This analytical report must be reproduced in its entirety.
All results listed in this report are for the exclusive use of the submitting party. BC Laboratories, Inc. assumes no responsibility for report alteration, separation, detachment or third party interpretation.

Geologic Associates
1831 Commercenter East
San Bernardino, CA 92408

Reported: 09/28/2015 11:38
Project: MSVL
Project Number: 2013.0090 ph 123
Project Manager: Ralph Murphy

Volatile Organic Analysis (EPA Method 8260B)

Quality Control Report - Precision & Accuracy

Constituent	Type	Source Sample ID	Source Result	Result	Spike Added	Units	RPD	Percent Recovery	Control Limits RPD	Control Limits Percent Recovery	Lab Quals
QC Batch ID: BYI1378	Used client sample: N										
Benzene	MS	1522856-02	ND	26.460	25.000	ug/L		106		70 - 130	
	MSD	1522856-02	ND	26.020	25.000	ug/L	1.7	104	20	70 - 130	
Bromodichloromethane	MS	1522856-02	ND	22.260	25.000	ug/L		89.0		70 - 130	
	MSD	1522856-02	ND	22.630	25.000	ug/L	1.6	90.5	20	70 - 130	
Chlorobenzene	MS	1522856-02	ND	23.910	25.000	ug/L		95.6		70 - 130	
	MSD	1522856-02	ND	23.640	25.000	ug/L	1.1	94.6	20	70 - 130	
Chloroethane	MS	1522856-02	ND	27.890	25.000	ug/L		112		70 - 130	
	MSD	1522856-02	ND	27.510	25.000	ug/L	1.4	110	20	70 - 130	
1,4-Dichlorobenzene	MS	1522856-02	ND	24.630	25.000	ug/L		98.5		70 - 130	
	MSD	1522856-02	ND	24.020	25.000	ug/L	2.5	96.1	20	70 - 130	
1,1-Dichloroethane	MS	1522856-02	ND	24.670	25.000	ug/L		98.7		70 - 130	
	MSD	1522856-02	ND	24.460	25.000	ug/L	0.9	97.8	20	70 - 130	
1,1-Dichloroethene	MS	1522856-02	ND	22.780	25.000	ug/L		91.1		70 - 130	
	MSD	1522856-02	ND	22.740	25.000	ug/L	0.2	91.0	20	70 - 130	
Toluene	MS	1522856-02	ND	23.880	25.000	ug/L		95.5		70 - 130	
	MSD	1522856-02	ND	24.740	25.000	ug/L	3.5	99.0	20	70 - 130	
Trichloroethene	MS	1522856-02	ND	22.850	25.000	ug/L		91.4		70 - 130	
	MSD	1522856-02	ND	23.170	25.000	ug/L	1.4	92.7	20	70 - 130	
1,2-Dichloroethane-d4 (Surrogate)	MS	1522856-02	ND	7.9900	10.000	ug/L		79.9		75 - 125	
	MSD	1522856-02	ND	7.5700	10.000	ug/L	5.4	75.7		75 - 125	
Toluene-d8 (Surrogate)	MS	1522856-02	ND	9.8700	10.000	ug/L		98.7		80 - 120	
	MSD	1522856-02	ND	10.170	10.000	ug/L	3.0	102		80 - 120	
4-Bromofluorobenzene (Surrogate)	MS	1522856-02	ND	9.9400	10.000	ug/L		99.4		80 - 120	
	MSD	1522856-02	ND	9.6600	10.000	ug/L	2.9	96.6		80 - 120	

The results in this report apply to the samples analyzed in accordance with the chain of custody document. This analytical report must be reproduced in its entirety.
All results listed in this report are for the exclusive use of the submitting party. BC Laboratories, Inc. assumes no responsibility for report alteration, separation, detachment or third party interpretation.

Geologic Associates 1831 Commercenter East San Bernardino, CA 92408	**Reported:** 09/28/2015 11:38 Project: MSVL Project Number: 2013.0090 ph 123 Project Manager: Ralph Murphy

Water Analysis (General Chemistry)

Quality Control Report - Method Blank Analysis

Constituent	QC Sample ID	MB Result	Units	PQL	MDL	Lab Quals
QC Batch ID: BYI1447						
Perchlorate	BYI1447-BLK1	ND	mg/L	0.0040	0.0013	
QC Batch ID: BYI1500						
Dissolved Calcium	**BYI1500-BLK1**	**0.029046**	**mg/L**	**0.10**	**0.016**	**J**
Dissolved Magnesium	BYI1500-BLK1	ND	mg/L	0.050	0.019	
Dissolved Sodium	BYI1500-BLK1	ND	mg/L	0.50	0.051	
QC Batch ID: BYI1559						
Chloride	BYI1559-BLK1	ND	mg/L	0.50	0.061	
Nitrate as N	BYI1559-BLK1	ND	mg/L	0.10	0.018	
Sulfate	BYI1559-BLK1	ND	mg/L	1.0	0.10	
QC Batch ID: BYI1837						
Total Dissolved Solids @ 180 C	BYI1837-BLK1	ND	mg/L	6.7	6.7	

The results in this report apply to the samples analyzed in accordance with the chain of custody document. This analytical report must be reproduced in its entirety.
All results listed in this report are for the exclusive use of the submitting party. BC Laboratories, Inc. assumes no responsibility for report alteration, separation, detachment or third party interpretation.

Geologic Associates
1831 Commercenter East
San Bernardino, CA 92408

Reported: 09/28/2015 11:38
Project: MSVL
Project Number: 2013.0090 ph 123
Project Manager: Ralph Murphy

Water Analysis (General Chemistry)

Quality Control Report - Laboratory Control Sample

Constituent	QC Sample ID	Type	Result	Spike Level	Units	Percent Recovery	RPD	Control Limits Percent Recovery	Control Limits RPD	Lab Quals
QC Batch ID: BYI1447										
Perchlorate	BYI1447-BS1	LCS	0.0097627	0.010000	mg/L	97.6		85 - 115		
QC Batch ID: BYI1500										
Dissolved Calcium	BYI1500-BS1	LCS	11.305	10.000	mg/L	113		85 - 115		
Dissolved Magnesium	BYI1500-BS1	LCS	10.324	10.000	mg/L	103		85 - 115		
Dissolved Sodium	BYI1500-BS1	LCS	10.397	10.000	mg/L	104		85 - 115		
QC Batch ID: BYI1559										
Chloride	BYI1559-BS1	LCS	51.272	50.000	mg/L	103		90 - 110		
Nitrate as N	BYI1559-BS1	LCS	5.1550	5.0000	mg/L	103		90 - 110		
Sulfate	BYI1559-BS1	LCS	102.56	100.00	mg/L	103		90 - 110		
QC Batch ID: BYI1837										
Total Dissolved Solids @ 180 C	BYI1837-BS1	LCS	575.00	586.00	mg/L	98.1		90 - 110		

The results in this report apply to the samples analyzed in accordance with the chain of custody document. This analytical report must be reproduced in its entirety.
All results listed in this report are for the exclusive use of the submitting party. BC Laboratories, Inc. assumes no responsibility for report alteration, separation, detachment or third party interpretation.

Geologic Associates
1831 Commercenter East
San Bernardino, CA 92408

Reported: 09/28/2015 11:38
Project: MSVL
Project Number: 2013.0090 ph 123
Project Manager: Ralph Murphy

Water Analysis (General Chemistry)

Quality Control Report - Precision & Accuracy

Constituent	Type	Source Sample ID	Source Result	Result	Spike Added	Units	RPD	Percent Recovery	Control Limits RPD	Control Limits Percent Recovery	Lab Quals
QC Batch ID: BYI1447	Used client sample: N										
Perchlorate	DUP	**1522929-01**	**0.064261**	**0.054816**		**mg/L**	**15.9**		**15**		**A02**
	MS	**1522929-01**	**0.064261**	**0.14442**	**0.10101**	**mg/L**		**79.4**		**80 - 120**	**Q03**
	MSD	**1522929-01**	**0.064261**	**0.16068**	**0.10101**	**mg/L**	**10.7**	**95.5**	**15**	**80 - 120**	
QC Batch ID: BYI1500	Used client sample: Y - Description: F-35d, 09/15/2015 12:45										
Dissolved Calcium	DUP	1523480-01	2.5755	2.6119		mg/L	1.4		20		
	MS	1523480-01	2.5755	13.268	10.204	mg/L		105		75 - 125	
	MSD	1523480-01	2.5755	13.638	10.204	mg/L	2.7	108	20	75 - 125	
Dissolved Magnesium	DUP	1523480-01	0.99571	0.97640		mg/L	2.0		20		
	MS	1523480-01	0.99571	11.273	10.204	mg/L		101		75 - 125	
	MSD	1523480-01	0.99571	11.848	10.204	mg/L	5.0	106	20	75 - 125	
Dissolved Sodium	DUP	**1523480-01**	**115.08**	**116.85**		**mg/L**	**1.5**		**20**		
	MS	**1523480-01**	**115.08**	**128.24**	**10.204**	**mg/L**		**129**		**75 - 125**	**A03**
	MSD	**1523480-01**	**115.08**	**132.24**	**10.204**	**mg/L**	**3.1**	**168**	**20**	**75 - 125**	**A03**
QC Batch ID: BYI1559	Used client sample: Y - Description: F-35d, 09/15/2015 12:45										
Chloride	DUP	1523480-01	11.099	11.040		mg/L	0.5		10		
	MS	1523480-01	11.099	62.992	50.505	mg/L		103		80 - 120	
	MSD	1523480-01	11.099	62.587	50.505	mg/L	0.6	102	10	80 - 120	
Nitrate as N	DUP	1523480-01	3.7030	3.7840		mg/L	2.2		10		
	MS	1523480-01	3.7030	8.7212	5.0505	mg/L		99.4		80 - 120	
	MSD	1523480-01	3.7030	8.7182	5.0505	mg/L	0.0	99.3	10	80 - 120	
Sulfate	DUP	1523480-01	17.107	17.336		mg/L	1.3		10		
	MS	1523480-01	17.107	119.81	101.01	mg/L		102		80 - 120	
	MSD	1523480-01	17.107	119.23	101.01	mg/L	0.5	101	10	80 - 120	
QC Batch ID: BYI1837	Used client sample: Y - Description: F-35s, 09/15/2015 11:50										
Total Dissolved Solids @ 180 C	DUP	1523480-02	910.00	925.00		mg/L	1.6		10		

The results in this report apply to the samples analyzed in accordance with the chain of custody document. This analytical report must be reproduced in its entirety.
All results listed in this report are for the exclusive use of the submitting party. BC Laboratories, Inc. assumes no responsibility for report alteration, separation, detachment or third party interpretation.

Geologic Associates 1831 Commercenter East San Bernardino, CA 92408	**Reported:** 09/28/2015 11:38 Project: MSVL Project Number: 2013.0090 ph 123 Project Manager: Ralph Murphy

Notes And Definitions

J	Estimated Value (CLP Flag)
MDL	Method Detection Limit
ND	Analyte Not Detected
PQL	Practical Quantitation Limit
A02	The difference between duplicate readings is less than the quantitation limit.
A03	The sample concentration is more than 4 times the spike level.
Q03	Matrix spike recovery(s) is(are) not within the control limits.

The results in this report apply to the samples analyzed in accordance with the chain of custody document. This analytical report must be reproduced in its entirety.
All results listed in this report are for the exclusive use of the submitting party. BC Laboratories, Inc. assumes no responsibility for report alteration, separation, detachment or third party interpretation.

Date of Report: 09/29/2015

Ralph Murphy

Geologic Associates
250 W. First St. Suite 228
Claremont, CA 91711

Client Project:	2013.0090-123
BCL Project:	Monthly - MVSL
BCL Work Order:	1524563
Invoice ID:	B215026

Enclosed are the results of analyses for samples received by the laboratory on 9/28/2015. If you have any questions concerning this report, please feel free to contact me.

Sincerely,

Contact Person: Tina Green
Client Services Manager

Authorized Signature

Table of Contents

Sample Information
Chain of Custody and Cooler Receipt form 3
Laboratory / Client Sample Cross Reference 5
Sample Results
1524563-01 - F-36S
Volatile Organic Analysis (EPA Method 524.2) 6
Water Analysis (General Chemistry) 9
1524563-02 - F-36D
Volatile Organic Analysis (EPA Method 524.2) 10
Water Analysis (General Chemistry) 13
Quality Control Reports
Volatile Organic Analysis (EPA Method 524.2)
Method Blank Analysis 14
Laboratory Control Sample 17
Precision and Accuracy 18
Water Analysis (General Chemistry)
Method Blank Analysis 19
Laboratory Control Sample 20
Precision and Accuracy 21
Notes
Notes and Definitions 22

Geo-Logic ASSOCIATES

CHAIN OF CUSTODY

DATE: 9.28.15

PAGE 1 OF 1

15.24563

PROJECT INFORMATION

PROJECT NAME: MVSL WELL INSTALL JOB#: 2013.0090-123
BILLING NUMBER:
PROJECT MANAGER: R. Murphy
LABORATORY: BCL
SHIPMENT METHOD: Courier
TURN AROUND TIME: 24 hr. 48 hr. NORMAL
DISPOSAL: Lab Disposal ( ) Return ( ) Pick Up ( )
SAMPLER'S SIGNATURE: [signature]

ANALYSES

SAMPLE I.D.	LAB I.D.	DATE	TIME	MATRIX	Petroleum Hydrocarbons (418.1)	Volatile Organics (624/8260/524.2)	Semi-Volatile Organics (625/8270)	Pesticides and PCB's (608/8080)	CCR Meals	Perchlorate	NUMBER OF CONTAINERS
F-36S	-1	9.28.2015	0920	GW		X				X	
F-36D	-2	↓	0925	↓		X				X	

1. RELINQUISHED BY:		2. RELINQUISHED BY:		3. RELINQUISHED BY:	
SIGNATURE: [signature]	DATE: 9.28.15	SIGNATURE: [signature]	DATE: 9/28/15	SIGNATURE:	DATE:
PRINTED NAME: JASON SAPP	TIME: 1350	PRINTED NAME: Mike Graham	TIME: 2045	PRINTED NAME:	TIME:
COMPANY: GLA		COMPANY: BCL		COMPANY:	

1. RECEIVED BY:		2. RECEIVED BY:		3. RECEIVED BY:	
SIGNATURE: [signature]	DATE: 9/28/15	SIGNATURE: [signature]	DATE: 9.28.15	SIGNATURE:	DATE:
PRINTED NAME: Mike Graham	TIME: 1350	PRINTED NAME: Tiffany Thompson	TIME: 2045	PRINTED NAME:	TIME:
COMPANY: BCL		COMPANY: BCLABS		COMPANY:	

COMMENTS

EXTREME RUSH NEEDED

CHK BY: KB
DISTRIBUTION: MA BMW JWR
SUB-OUT

F-36S DTW = 419.78
F-36D DTW = 420.09

White - Original to accompany lab report
Yellow - Lab Copy
Pink - Originator

250 W. 1st Street, Suite 228, Claremont, CA 91711 Phone: (909) 626-2282 Fax: (909) 626-1233

(MISC:CHAIN:6-1-92)

The results in this report apply to the samples analyzed in accordance with the chain of custody document. This analytical report must be reproduced in its entirety.
All results listed in this report are for the exclusive use of the submitting party. BC Laboratories, Inc. assumes no responsibility for report alteration, separation, detachment or third party interpretation.

Chain of Custody and Cooler Receipt Form for 1524563 Page 2 of 2

BC LABORATORIES INC. COOLER RECEIPT FORM Page 1 Of 1

Submission #: 15.24563

SHIPPING INFORMATION	SHIPPING CONTAINER	FREE LIQUID
Fed Ex ☐ UPS ☐ Ontrac ☐ Hand Delivery ☐	Ice Chest ☒ None ☐ Box ☐	YES ☐ NO ☐
BC Lab Field Service ☒ Other ☐ (Specify)_____	Other ☐ (Specify)_____	

Refrigerant: Ice ☒ Blue Ice ☐ None ☐ Other ☐ Comments:

Custody Seals Ice Chest ☐ Intact? Yes ☐ No ☐ Containers ☐ Intact? Yes ☐ No ☐ None ☒ Comments:

All samples received? Yes ☒ No ☐ All samples containers intact? Yes ☒ No ☐ Description(s) match COC? Yes ☒ No ☐

COC Received ☒ YES ☐ NO

Emissivity: 0.97 Container: PE Thermometer ID: 208 Date/Time 9/28/15

Temperature: (A) 0.2 °C / (C) 0.1 °C Analyst Init KIB 2052

SAMPLE CONTAINERS	SAMPLE NUMBERS 1	2	3	4	5	6	7	8	9	10
QT PE UNPRES	C	C								
4oz / 8oz / 16oz PE UNPRES										
2oz Cr^{+6}										
QT INORGANIC CHEMICAL METALS										
INORGANIC CHEMICAL METALS 4oz / 8oz / 16oz										
PT CYANIDE										
PT NITROGEN FORMS										
PT TOTAL SULFIDE										
2oz. NITRATE / NITRITE										
PT TOTAL ORGANIC CARBON										
PT CHEMICAL OXYGEN DEMAND										
PtA PHENOLICS										
40ml VOA VIAL TRAVEL BLANK										
40ml VOA VIAL	AB	AB								
QT EPA 1664										
PT ODOR										
RADIOLOGICAL										
BACTERIOLOGICAL										
40 ml VOA VIAL- 504										
QT EPA 508/608/8080										
QT EPA 515.1/8150										
QT EPA 525										
QT EPA 525 TRAVEL BLANK										
40ml EPA 547										
40ml EPA 531.1										
8oz EPA 548										
QT EPA 549										
QT EPA 8015M										
QT EPA 8270										
8oz / 16oz / 32oz AMBER										
8oz / 16oz / 32oz JAR										
SOIL SLEEVE										
PCB VIAL										
PLASTIC BAG										
TEDLAR BAG										
FERROUS IRON										
ENCORE										
SMART KIT										
SUMMA CANISTER										

Comments:

Sample Numbering Completed By: _____ Date/Time: 9.28.15 2112

A = Actual / C = Corrected

Rev 20 07/24/2015 [S:\WPDoc\WordPerfect\LAB_DOCS\FORMS\SAMREC rev 20]

The results in this report apply to the samples analyzed in accordance with the chain of custody document. This analytical report must be reproduced in its entirety.
All results listed in this report are for the exclusive use of the submitting party. BC Laboratories, Inc. assumes no responsibility for report alteration, separation, detachment or third party interpretation.

Geologic Associates
250 W. First St. Suite 228
Claremont, CA 91711

Reported: 09/29/2015 15:12
Project: Monthly - MVSL
Project Number: 2013.0090-123
Project Manager: Ralph Murphy

Laboratory / Client Sample Cross Reference

Laboratory	Client Sample Information			
1524563-01	**COC Number:**	---	**Receive Date:**	09/28/2015 20:45
	Project Number:	---	**Sampling Date:**	09/28/2015 09:20
	Sampling Location:	---	**Sample Depth:**	---
	Sampling Point:	F-36S	**Lab Matrix:**	Water
	Sampled By:	---	**Sample Type:**	Groundwater
1524563-02	**COC Number:**	---	**Receive Date:**	09/28/2015 20:45
	Project Number:	---	**Sampling Date:**	09/28/2015 09:25
	Sampling Location:	---	**Sample Depth:**	---
	Sampling Point:	F-36D	**Lab Matrix:**	Water
	Sampled By:	---	**Sample Type:**	Groundwater

The results in this report apply to the samples analyzed in accordance with the chain of custody document. This analytical report must be reproduced in its entirety.
All results listed in this report are for the exclusive use of the submitting party. BC Laboratories, Inc. assumes no responsibility for report alteration, separation, detachment or third party interpretation.

Geologic Associates
250 W. First St. Suite 228
Claremont, CA 91711

Reported: 09/29/2015 15:12
Project: Monthly - MVSL
Project Number: 2013.0090-123
Project Manager: Ralph Murphy

Volatile Organic Analysis (EPA Method 524.2)

BCL Sample ID: 1524563-01 | **Client Sample Name:** F-36S, 9/28/2015 9:20:00AM

Constituent	Result	Units	PQL	MDL	Method	MB Bias	Lab Quals	Run #
Benzene	ND	ug/L	0.50	0.083	EPA-524.2	ND		1
Bromobenzene	ND	ug/L	0.50	0.13	EPA-524.2	ND		1
Bromochloromethane	ND	ug/L	0.50	0.24	EPA-524.2	ND		1
Bromodichloromethane	ND	ug/L	0.50	0.14	EPA-524.2	ND		1
Bromoform	ND	ug/L	0.50	0.27	EPA-524.2	ND		1
Bromomethane	ND	ug/L	0.50	0.25	EPA-524.2	ND		1
n-Butylbenzene	ND	ug/L	0.50	0.11	EPA-524.2	ND		1
sec-Butylbenzene	ND	ug/L	0.50	0.15	EPA-524.2	ND		1
tert-Butylbenzene	ND	ug/L	0.50	0.13	EPA-524.2	ND		1
Carbon tetrachloride	ND	ug/L	0.50	0.18	EPA-524.2	ND		1
Chlorobenzene	ND	ug/L	0.50	0.093	EPA-524.2	ND		1
Chloroethane	ND	ug/L	0.50	0.14	EPA-524.2	ND		1
Chloroform	**0.16**	**ug/L**	**0.50**	**0.12**	**EPA-524.2**	ND	**J**	1
Chloromethane	ND	ug/L	0.50	0.14	EPA-524.2	ND		1
2-Chlorotoluene	ND	ug/L	0.50	0.20	EPA-524.2	ND		1
4-Chlorotoluene	ND	ug/L	0.50	0.15	EPA-524.2	ND		1
Dibromochloromethane	ND	ug/L	0.50	0.13	EPA-524.2	ND		1
1,2-Dibromo-3-chloropropane	ND	ug/L	1.0	0.44	EPA-524.2	ND		1
1,2-Dibromoethane	ND	ug/L	0.50	0.16	EPA-524.2	ND		1
Dibromomethane	ND	ug/L	0.50	0.24	EPA-524.2	ND		1
1,2-Dichlorobenzene	ND	ug/L	0.50	0.072	EPA-524.2	ND		1
1,3-Dichlorobenzene	ND	ug/L	0.50	0.15	EPA-524.2	ND		1
1,4-Dichlorobenzene	ND	ug/L	0.50	0.062	EPA-524.2	ND		1
Dichlorodifluoromethane	**0.54**	**ug/L**	**0.50**	**0.099**	**EPA-524.2**	ND		1
1,1-Dichloroethane	**0.17**	**ug/L**	**0.50**	**0.11**	**EPA-524.2**	ND	**J**	1
1,2-Dichloroethane	ND	ug/L	0.50	0.17	EPA-524.2	ND		1
1,1-Dichloroethene	ND	ug/L	0.50	0.18	EPA-524.2	ND		1
cis-1,2-Dichloroethene	ND	ug/L	0.50	0.085	EPA-524.2	ND		1
trans-1,2-Dichloroethene	ND	ug/L	0.50	0.15	EPA-524.2	ND		1
1,2-Dichloropropane	ND	ug/L	0.50	0.13	EPA-524.2	ND		1
1,3-Dichloropropane	ND	ug/L	0.50	0.086	EPA-524.2	ND		1
2,2-Dichloropropane	ND	ug/L	0.50	0.13	EPA-524.2	ND		1
1,1-Dichloropropene	ND	ug/L	0.50	0.085	EPA-524.2	ND		1

The results in this report apply to the samples analyzed in accordance with the chain of custody document. This analytical report must be reproduced in its entirety.
All results listed in this report are for the exclusive use of the submitting party. BC Laboratories, Inc. assumes no responsibility for report alteration, separation, detachment or third party interpretation.

Geologic Associates
250 W. First St. Suite 228
Claremont, CA 91711

Reported: 09/29/2015 15:12
Project: Monthly - MVSL
Project Number: 2013.0090-123
Project Manager: Ralph Murphy

Volatile Organic Analysis (EPA Method 524.2)

BCL Sample ID: 1524563-01 | **Client Sample Name:** F-36S, 9/28/2015 9:20:00AM

Constituent	Result	Units	PQL	MDL	Method	MB Bias	Lab Quals	Run #
cis-1,3-Dichloropropene	ND	ug/L	0.50	0.14	EPA-524.2	ND		1
trans-1,3-Dichloropropene	ND	ug/L	0.50	0.079	EPA-524.2	ND		1
Total 1,3-Dichloropropene	ND	ug/L	0.50	0.21	EPA-524.2	ND		1
Ethylbenzene	ND	ug/L	0.50	0.098	EPA-524.2	ND		1
Hexachlorobutadiene	ND	ug/L	0.50	0.17	EPA-524.2	ND		1
Isopropylbenzene	ND	ug/L	0.50	0.14	EPA-524.2	ND		1
p-Isopropyltoluene	ND	ug/L	0.50	0.12	EPA-524.2	ND		1
Methylene chloride	ND	ug/L	0.50	0.48	EPA-524.2	ND		1
Methyl t-butyl ether	ND	ug/L	0.50	0.11	EPA-524.2	ND		1
Naphthalene	ND	ug/L	0.50	0.36	EPA-524.2	ND		1
n-Propylbenzene	ND	ug/L	0.50	0.11	EPA-524.2	ND		1
Styrene	ND	ug/L	0.50	0.068	EPA-524.2	ND		1
1,1,1,2-Tetrachloroethane	ND	ug/L	0.50	0.18	EPA-524.2	ND		1
1,1,2,2-Tetrachloroethane	ND	ug/L	0.50	0.17	EPA-524.2	ND		1
Tetrachloroethene	**2.1**	**ug/L**	**0.50**	**0.13**	**EPA-524.2**	ND		1
Toluene	ND	ug/L	0.50	0.093	EPA-524.2	ND		1
1,2,3-Trichlorobenzene	ND	ug/L	0.50	0.16	EPA-524.2	ND		1
1,2,4-Trichlorobenzene	ND	ug/L	0.50	0.19	EPA-524.2	ND		1
1,1,1-Trichloroethane	ND	ug/L	0.50	0.11	EPA-524.2	ND		1
1,1,2-Trichloroethane	ND	ug/L	0.50	0.16	EPA-524.2	ND		1
Trichloroethene	**0.11**	**ug/L**	**0.50**	**0.085**	**EPA-524.2**	ND	**J**	1
Trichlorofluoromethane	**0.24**	**ug/L**	**0.50**	**0.13**	**EPA-524.2**	ND	**J**	1
1,2,3-Trichloropropane	ND	ug/L	1.0	0.24	EPA-524.2	ND		1
1,1,2-Trichloro-1,2,2-trifluoroethane	ND	ug/L	0.50	0.15	EPA-524.2	ND		1
1,2,4-Trimethylbenzene	ND	ug/L	0.50	0.12	EPA-524.2	ND		1
1,3,5-Trimethylbenzene	ND	ug/L	0.50	0.12	EPA-524.2	ND		1
Vinyl chloride	ND	ug/L	0.50	0.12	EPA-524.2	ND		1
Total Xylenes	ND	ug/L	1.0	0.36	EPA-524.2	ND		1
Total Trihalomethanes	ND	ug/L	2.0	0.63	EPA-524.2	ND		1
t-Amyl Methyl ether	ND	ug/L	0.50	0.25	EPA-524.2	ND		1
t-Butyl alcohol	ND	ug/L	10	9.4	EPA-524.2	ND		1
Diisopropyl ether	ND	ug/L	0.50	0.23	EPA-524.2	ND		1
Ethyl t-butyl ether	ND	ug/L	0.50	0.18	EPA-524.2	ND		1

The results in this report apply to the samples analyzed in accordance with the chain of custody document. This analytical report must be reproduced in its entirety.
All results listed in this report are for the exclusive use of the submitting party. BC Laboratories, Inc. assumes no responsibility for report alteration, separation, detachment or third party interpretation.

Geologic Associates
250 W. First St. Suite 228
Claremont, CA 91711

Reported: 09/29/2015 15:12
Project: Monthly - MVSL
Project Number: 2013.0090-123
Project Manager: Ralph Murphy

Volatile Organic Analysis (EPA Method 524.2)

BCL Sample ID: 1524563-01 | **Client Sample Name:** F-36S, 9/28/2015 9:20:00AM

Constituent	Result	Units	PQL	MDL	Method	MB Bias	Lab Quals	Run #
p- & m-Xylenes	ND	ug/L	0.50	0.28	EPA-524.2	ND		1
o-Xylene	ND	ug/L	0.50	0.082	EPA-524.2	ND		1
1,2-Dichloroethane-d4 (Surrogate)	93.7	%	75 - 125 (LCL - UCL)		EPA-524.2			1
Toluene-d8 (Surrogate)	98.0	%	80 - 120 (LCL - UCL)		EPA-524.2			1
4-Bromofluorobenzene (Surrogate)	100	%	80 - 120 (LCL - UCL)		EPA-524.2			1

Run #	Method	Prep Date	Run Date/Time	Analyst	Instrument	Dilution	QC Batch ID
1	EPA-524.2	09/29/15	09/29/15 10:14	MGC	MS-V5	1	BYI2704

The results in this report apply to the samples analyzed in accordance with the chain of custody document. This analytical report must be reproduced in its entirety.
All results listed in this report are for the exclusive use of the submitting party. BC Laboratories, Inc. assumes no responsibility for report alteration, separation, detachment or third party interpretation.

Geologic Associates
250 W. First St. Suite 228
Claremont, CA 91711

Reported: 09/29/2015 15:12
Project: Monthly - MVSL
Project Number: 2013.0090-123
Project Manager: Ralph Murphy

Water Analysis (General Chemistry)

BCL Sample ID: 1524563-01 | **Client Sample Name:** F-36S, 9/28/2015 9:20:00AM

Constituent	Result	Units	PQL	MDL	Method	MB Bias	Lab Quals	Run #
Perchlorate	ND	ug/L	4.0	1.3	EPA-314.0	ND		1

Run #	Method	Prep Date	Run Date/Time	Analyst	Instrument	Dilution	QC Batch ID
1	EPA-314.0	09/28/15	09/29/15 07:45	OLH	IC6	1	BYI2717

The results in this report apply to the samples analyzed in accordance with the chain of custody document. This analytical report must be reproduced in its entirety.
All results listed in this report are for the exclusive use of the submitting party. BC Laboratories, Inc. assumes no responsibility for report alteration, separation, detachment or third party interpretation.

Geologic Associates
250 W. First St. Suite 228
Claremont, CA 91711

Reported: 09/29/2015 15:12
Project: Monthly - MVSL
Project Number: 2013.0090-123
Project Manager: Ralph Murphy

Volatile Organic Analysis (EPA Method 524.2)

BCL Sample ID: 1524563-02 | **Client Sample Name:** F-36D, 9/28/2015 9:25:00AM

Constituent	Result	Units	PQL	MDL	Method	MB Bias	Lab Quals	Run #
Benzene	ND	ug/L	0.50	0.083	EPA-524.2	ND		1
Bromobenzene	ND	ug/L	0.50	0.13	EPA-524.2	ND		1
Bromochloromethane	ND	ug/L	0.50	0.24	EPA-524.2	ND		1
Bromodichloromethane	ND	ug/L	0.50	0.14	EPA-524.2	ND		1
Bromoform	ND	ug/L	0.50	0.27	EPA-524.2	ND		1
Bromomethane	ND	ug/L	0.50	0.25	EPA-524.2	ND		1
n-Butylbenzene	ND	ug/L	0.50	0.11	EPA-524.2	ND		1
sec-Butylbenzene	ND	ug/L	0.50	0.15	EPA-524.2	ND		1
tert-Butylbenzene	ND	ug/L	0.50	0.13	EPA-524.2	ND		1
Carbon tetrachloride	ND	ug/L	0.50	0.18	EPA-524.2	ND		1
Chlorobenzene	ND	ug/L	0.50	0.093	EPA-524.2	ND		1
Chloroethane	ND	ug/L	0.50	0.14	EPA-524.2	ND		1
Chloroform	ND	ug/L	0.50	0.12	EPA-524.2	ND		1
Chloromethane	ND	ug/L	0.50	0.14	EPA-524.2	ND		1
2-Chlorotoluene	ND	ug/L	0.50	0.20	EPA-524.2	ND		1
4-Chlorotoluene	ND	ug/L	0.50	0.15	EPA-524.2	ND		1
Dibromochloromethane	ND	ug/L	0.50	0.13	EPA-524.2	ND		1
1,2-Dibromo-3-chloropropane	ND	ug/L	1.0	0.44	EPA-524.2	ND		1
1,2-Dibromoethane	ND	ug/L	0.50	0.16	EPA-524.2	ND		1
Dibromomethane	ND	ug/L	0.50	0.24	EPA-524.2	ND		1
1,2-Dichlorobenzene	ND	ug/L	0.50	0.072	EPA-524.2	ND		1
1,3-Dichlorobenzene	ND	ug/L	0.50	0.15	EPA-524.2	ND		1
1,4-Dichlorobenzene	ND	ug/L	0.50	0.062	EPA-524.2	ND		1
Dichlorodifluoromethane	**0.21**	**ug/L**	**0.50**	**0.099**	**EPA-524.2**	ND	**J**	1
1,1-Dichloroethane	ND	ug/L	0.50	0.11	EPA-524.2	ND		1
1,2-Dichloroethane	ND	ug/L	0.50	0.17	EPA-524.2	ND		1
1,1-Dichloroethene	ND	ug/L	0.50	0.18	EPA-524.2	ND		1
cis-1,2-Dichloroethene	ND	ug/L	0.50	0.085	EPA-524.2	ND		1
trans-1,2-Dichloroethene	ND	ug/L	0.50	0.15	EPA-524.2	ND		1
1,2-Dichloropropane	ND	ug/L	0.50	0.13	EPA-524.2	ND		1
1,3-Dichloropropane	ND	ug/L	0.50	0.086	EPA-524.2	ND		1
2,2-Dichloropropane	ND	ug/L	0.50	0.13	EPA-524.2	ND		1
1,1-Dichloropropene	ND	ug/L	0.50	0.085	EPA-524.2	ND		1

The results in this report apply to the samples analyzed in accordance with the chain of custody document. This analytical report must be reproduced in its entirety.
All results listed in this report are for the exclusive use of the submitting party. BC Laboratories, Inc. assumes no responsibility for report alteration, separation, detachment or third party interpretation.

Geologic Associates
250 W. First St. Suite 228
Claremont, CA 91711

Reported: 09/29/2015 15:12
Project: Monthly - MVSL
Project Number: 2013.0090-123
Project Manager: Ralph Murphy

Volatile Organic Analysis (EPA Method 524.2)

BCL Sample ID: 1524563-02 | **Client Sample Name:** F-36D, 9/28/2015 9:25:00AM

Constituent	Result	Units	PQL	MDL	Method	MB Bias	Lab Quals	Run #
cis-1,3-Dichloropropene	ND	ug/L	0.50	0.14	EPA-524.2	ND		1
trans-1,3-Dichloropropene	ND	ug/L	0.50	0.079	EPA-524.2	ND		1
Total 1,3-Dichloropropene	ND	ug/L	0.50	0.21	EPA-524.2	ND		1
Ethylbenzene	ND	ug/L	0.50	0.098	EPA-524.2	ND		1
Hexachlorobutadiene	ND	ug/L	0.50	0.17	EPA-524.2	ND		1
Isopropylbenzene	ND	ug/L	0.50	0.14	EPA-524.2	ND		1
p-Isopropyltoluene	ND	ug/L	0.50	0.12	EPA-524.2	ND		1
Methylene chloride	ND	ug/L	0.50	0.48	EPA-524.2	ND		1
Methyl t-butyl ether	ND	ug/L	0.50	0.11	EPA-524.2	ND		1
Naphthalene	ND	ug/L	0.50	0.36	EPA-524.2	ND		1
n-Propylbenzene	ND	ug/L	0.50	0.11	EPA-524.2	ND		1
Styrene	ND	ug/L	0.50	0.068	EPA-524.2	ND		1
1,1,1,2-Tetrachloroethane	ND	ug/L	0.50	0.18	EPA-524.2	ND		1
1,1,2,2-Tetrachloroethane	ND	ug/L	0.50	0.17	EPA-524.2	ND		1
Tetrachloroethene	**0.56**	**ug/L**	**0.50**	**0.13**	**EPA-524.2**	ND		1
Toluene	ND	ug/L	0.50	0.093	EPA-524.2	ND		1
1,2,3-Trichlorobenzene	ND	ug/L	0.50	0.16	EPA-524.2	ND		1
1,2,4-Trichlorobenzene	ND	ug/L	0.50	0.19	EPA-524.2	ND		1
1,1,1-Trichloroethane	ND	ug/L	0.50	0.11	EPA-524.2	ND		1
1,1,2-Trichloroethane	ND	ug/L	0.50	0.16	EPA-524.2	ND		1
Trichloroethene	ND	ug/L	0.50	0.085	EPA-524.2	ND		1
Trichlorofluoromethane	ND	ug/L	0.50	0.13	EPA-524.2	ND		1
1,2,3-Trichloropropane	ND	ug/L	1.0	0.24	EPA-524.2	ND		1
1,1,2-Trichloro-1,2,2-trifluoroethane	ND	ug/L	0.50	0.15	EPA-524.2	ND		1
1,2,4-Trimethylbenzene	ND	ug/L	0.50	0.12	EPA-524.2	ND		1
1,3,5-Trimethylbenzene	ND	ug/L	0.50	0.12	EPA-524.2	ND		1
Vinyl chloride	ND	ug/L	0.50	0.12	EPA-524.2	ND		1
Total Xylenes	ND	ug/L	1.0	0.36	EPA-524.2	ND		1
Total Trihalomethanes	ND	ug/L	2.0	0.63	EPA-524.2	ND		1
t-Amyl Methyl ether	ND	ug/L	0.50	0.25	EPA-524.2	ND		1
t-Butyl alcohol	ND	ug/L	10	9.4	EPA-524.2	ND		1
Diisopropyl ether	ND	ug/L	0.50	0.23	EPA-524.2	ND		1
Ethyl t-butyl ether	ND	ug/L	0.50	0.18	EPA-524.2	ND		1

The results in this report apply to the samples analyzed in accordance with the chain of custody document. This analytical report must be reproduced in its entirety.
All results listed in this report are for the exclusive use of the submitting party. BC Laboratories, Inc. assumes no responsibility for report alteration, separation, detachment or third party interpretation.

Geologic Associates
250 W. First St. Suite 228
Claremont, CA 91711

Reported: 09/29/2015 15:12
Project: Monthly - MVSL
Project Number: 2013.0090-123
Project Manager: Ralph Murphy

Volatile Organic Analysis (EPA Method 524.2)

BCL Sample ID: 1524563-02 | **Client Sample Name:** F-36D, 9/28/2015 9:25:00AM

Constituent	Result	Units	PQL	MDL	Method	MB Bias	Lab Quals	Run #
p- & m-Xylenes	ND	ug/L	0.50	0.28	EPA-524.2	ND		1
o-Xylene	ND	ug/L	0.50	0.082	EPA-524.2	ND		1
1,2-Dichloroethane-d4 (Surrogate)	90.8	%	75 - 125 (LCL - UCL)		EPA-524.2			1
Toluene-d8 (Surrogate)	100	%	80 - 120 (LCL - UCL)		EPA-524.2			1
4-Bromofluorobenzene (Surrogate)	98.3	%	80 - 120 (LCL - UCL)		EPA-524.2			1

Run #	Method	Prep Date	Run Date/Time	Analyst	Instrument	Dilution	QC Batch ID
1	EPA-524.2	09/29/15	09/29/15 09:51	MGC	MS-V5	1	BYI2704

The results in this report apply to the samples analyzed in accordance with the chain of custody document. This analytical report must be reproduced in its entirety.
All results listed in this report are for the exclusive use of the submitting party. BC Laboratories, Inc. assumes no responsibility for report alteration, separation, detachment or third party interpretation.

Geologic Associates
250 W. First St. Suite 228
Claremont, CA 91711

Reported: 09/29/2015 15:12
Project: Monthly - MVSL
Project Number: 2013.0090-123
Project Manager: Ralph Murphy

Water Analysis (General Chemistry)

BCL Sample ID: 1524563-02 | **Client Sample Name:** F-36D, 9/28/2015 9:25:00AM

Constituent	Result	Units	PQL	MDL	Method	MB Bias	Lab Quals	Run #
Perchlorate	ND	ug/L	4.0	1.3	EPA-314.0	ND		1

Run #	Method	Prep Date	Run Date/Time	Analyst	Instrument	Dilution	QC Batch ID
1	EPA-314.0	09/28/15	09/29/15 08:00	OLH	IC6	1	BYI2717

The results in this report apply to the samples analyzed in accordance with the chain of custody document. This analytical report must be reproduced in its entirety.
All results listed in this report are for the exclusive use of the submitting party. BC Laboratories, Inc. assumes no responsibility for report alteration, separation, detachment or third party interpretation.

Geologic Associates
250 W. First St. Suite 228
Claremont, CA 91711

Reported: 09/29/2015 15:12
Project: Monthly - MVSL
Project Number: 2013.0090-123
Project Manager: Ralph Murphy

Volatile Organic Analysis (EPA Method 524.2)

Quality Control Report - Method Blank Analysis

Constituent	QC Sample ID	MB Result	Units	PQL	MDL	Lab Quals
QC Batch ID: BYI2704						
Benzene	BYI2704-BLK1	ND	ug/L	0.50	0.083	
Bromobenzene	BYI2704-BLK1	ND	ug/L	0.50	0.13	
Bromochloromethane	BYI2704-BLK1	ND	ug/L	0.50	0.24	
Bromodichloromethane	BYI2704-BLK1	ND	ug/L	0.50	0.14	
Bromoform	BYI2704-BLK1	ND	ug/L	0.50	0.27	
Bromomethane	BYI2704-BLK1	ND	ug/L	0.50	0.25	
n-Butylbenzene	BYI2704-BLK1	ND	ug/L	0.50	0.11	
sec-Butylbenzene	BYI2704-BLK1	ND	ug/L	0.50	0.15	
tert-Butylbenzene	BYI2704-BLK1	ND	ug/L	0.50	0.13	
Carbon tetrachloride	BYI2704-BLK1	ND	ug/L	0.50	0.18	
Chlorobenzene	BYI2704-BLK1	ND	ug/L	0.50	0.093	
Chloroethane	BYI2704-BLK1	ND	ug/L	0.50	0.14	
Chloroform	BYI2704-BLK1	ND	ug/L	0.50	0.12	
Chloromethane	BYI2704-BLK1	ND	ug/L	0.50	0.14	
2-Chlorotoluene	BYI2704-BLK1	ND	ug/L	0.50	0.20	
4-Chlorotoluene	BYI2704-BLK1	ND	ug/L	0.50	0.15	
Dibromochloromethane	BYI2704-BLK1	ND	ug/L	0.50	0.13	
1,2-Dibromo-3-chloropropane	BYI2704-BLK1	ND	ug/L	1.0	0.44	
1,2-Dibromoethane	BYI2704-BLK1	ND	ug/L	0.50	0.16	
Dibromomethane	BYI2704-BLK1	ND	ug/L	0.50	0.24	
1,2-Dichlorobenzene	BYI2704-BLK1	ND	ug/L	0.50	0.072	
1,3-Dichlorobenzene	BYI2704-BLK1	ND	ug/L	0.50	0.15	
1,4-Dichlorobenzene	BYI2704-BLK1	ND	ug/L	0.50	0.062	
Dichlorodifluoromethane	BYI2704-BLK1	ND	ug/L	0.50	0.099	
1,1-Dichloroethane	BYI2704-BLK1	ND	ug/L	0.50	0.11	
1,2-Dichloroethane	BYI2704-BLK1	ND	ug/L	0.50	0.17	
1,1-Dichloroethene	BYI2704-BLK1	ND	ug/L	0.50	0.18	
cis-1,2-Dichloroethene	BYI2704-BLK1	ND	ug/L	0.50	0.085	
trans-1,2-Dichloroethene	BYI2704-BLK1	ND	ug/L	0.50	0.15	
1,2-Dichloropropane	BYI2704-BLK1	ND	ug/L	0.50	0.13	
1,3-Dichloropropane	BYI2704-BLK1	ND	ug/L	0.50	0.086	
2,2-Dichloropropane	BYI2704-BLK1	ND	ug/L	0.50	0.13	
1,1-Dichloropropene	BYI2704-BLK1	ND	ug/L	0.50	0.085	
cis-1,3-Dichloropropene	BYI2704-BLK1	ND	ug/L	0.50	0.14	

The results in this report apply to the samples analyzed in accordance with the chain of custody document. This analytical report must be reproduced in its entirety.
All results listed in this report are for the exclusive use of the submitting party. BC Laboratories, Inc. assumes no responsibility for report alteration, separation, detachment or third party interpretation.

Geologic Associates
250 W. First St. Suite 228
Claremont, CA 91711

Reported: 09/29/2015 15:12
Project: Monthly - MVSL
Project Number: 2013.0090-123
Project Manager: Ralph Murphy

Volatile Organic Analysis (EPA Method 524.2)

Quality Control Report - Method Blank Analysis

Constituent	QC Sample ID	MB Result	Units	PQL	MDL	Lab Quals
QC Batch ID: BYI2704						
trans-1,3-Dichloropropene	BYI2704-BLK1	ND	ug/L	0.50	0.079	
Total 1,3-Dichloropropene	BYI2704-BLK1	ND	ug/L	0.50	0.21	
Ethylbenzene	BYI2704-BLK1	ND	ug/L	0.50	0.098	
Hexachlorobutadiene	BYI2704-BLK1	ND	ug/L	0.50	0.17	
Isopropylbenzene	BYI2704-BLK1	ND	ug/L	0.50	0.14	
p-Isopropyltoluene	BYI2704-BLK1	ND	ug/L	0.50	0.12	
Methylene chloride	BYI2704-BLK1	ND	ug/L	0.50	0.48	
Methyl t-butyl ether	BYI2704-BLK1	ND	ug/L	0.50	0.11	
Naphthalene	BYI2704-BLK1	ND	ug/L	0.50	0.36	
n-Propylbenzene	BYI2704-BLK1	ND	ug/L	0.50	0.11	
Styrene	BYI2704-BLK1	ND	ug/L	0.50	0.068	
1,1,1,2-Tetrachloroethane	BYI2704-BLK1	ND	ug/L	0.50	0.18	
1,1,2,2-Tetrachloroethane	BYI2704-BLK1	ND	ug/L	0.50	0.17	
Tetrachloroethene	BYI2704-BLK1	ND	ug/L	0.50	0.13	
Toluene	BYI2704-BLK1	ND	ug/L	0.50	0.093	
1,2,3-Trichlorobenzene	BYI2704-BLK1	ND	ug/L	0.50	0.16	
1,2,4-Trichlorobenzene	BYI2704-BLK1	ND	ug/L	0.50	0.19	
1,1,1-Trichloroethane	BYI2704-BLK1	ND	ug/L	0.50	0.11	
1,1,2-Trichloroethane	BYI2704-BLK1	ND	ug/L	0.50	0.16	
Trichloroethene	BYI2704-BLK1	ND	ug/L	0.50	0.085	
Trichlorofluoromethane	BYI2704-BLK1	ND	ug/L	0.50	0.13	
1,2,3-Trichloropropane	BYI2704-BLK1	ND	ug/L	1.0	0.24	
1,1,2-Trichloro-1,2,2-trifluoroethane	BYI2704-BLK1	ND	ug/L	0.50	0.15	
1,2,4-Trimethylbenzene	BYI2704-BLK1	ND	ug/L	0.50	0.12	
1,3,5-Trimethylbenzene	BYI2704-BLK1	ND	ug/L	0.50	0.12	
Vinyl chloride	BYI2704-BLK1	ND	ug/L	0.50	0.12	
Total Xylenes	BYI2704-BLK1	ND	ug/L	1.0	0.36	
Total Trihalomethanes	BYI2704-BLK1	ND	ug/L	2.0	0.63	
t-Amyl Methyl ether	BYI2704-BLK1	ND	ug/L	0.50	0.25	
t-Butyl alcohol	BYI2704-BLK1	ND	ug/L	10	9.4	
Diisopropyl ether	BYI2704-BLK1	ND	ug/L	0.50	0.23	
Ethyl t-butyl ether	BYI2704-BLK1	ND	ug/L	0.50	0.18	
p- & m-Xylenes	BYI2704-BLK1	ND	ug/L	0.50	0.28	
o-Xylene	BYI2704-BLK1	ND	ug/L	0.50	0.082	

The results in this report apply to the samples analyzed in accordance with the chain of custody document. This analytical report must be reproduced in its entirety.
All results listed in this report are for the exclusive use of the submitting party. BC Laboratories, Inc. assumes no responsibility for report alteration, separation, detachment or third party interpretation.

Geologic Associates 250 W. First St. Suite 228 Claremont, CA 91711	**Reported:** 09/29/2015 15:12 Project: Monthly - MVSL Project Number: 2013.0090-123 Project Manager: Ralph Murphy

Volatile Organic Analysis (EPA Method 524.2)

Quality Control Report - Method Blank Analysis

Constituent	QC Sample ID	MB Result	Units	PQL	MDL	Lab Quals
QC Batch ID: BYI2704						
1,2-Dichloroethane-d4 (Surrogate)	BYI2704-BLK1	90.3	%	75 - 125 (LCL - UCL)		
Toluene-d8 (Surrogate)	BYI2704-BLK1	100	%	80 - 120 (LCL - UCL)		
4-Bromofluorobenzene (Surrogate)	BYI2704-BLK1	93.9	%	80 - 120 (LCL - UCL)		

The results in this report apply to the samples analyzed in accordance with the chain of custody document. This analytical report must be reproduced in its entirety.
All results listed in this report are for the exclusive use of the submitting party. BC Laboratories, Inc. assumes no responsibility for report alteration, separation, detachment or third party interpretation.

Geologic Associates
250 W. First St. Suite 228
Claremont, CA 91711

Reported: 09/29/2015 15:12
Project: Monthly - MVSL
Project Number: 2013.0090-123
Project Manager: Ralph Murphy

Volatile Organic Analysis (EPA Method 524.2)

Quality Control Report - Laboratory Control Sample

Constituent	QC Sample ID	Type	Result	Spike Level	Units	Percent Recovery	RPD	Control Limits Percent Recovery	Control Limits RPD	Lab Quals
QC Batch ID: BYI2704										
Benzene	BYI2704-BS1	LCS	26.190	25.000	ug/L	105		70 - 130		
Bromodichloromethane	BYI2704-BS1	LCS	22.630	25.000	ug/L	90.5		70 - 130		
Chlorobenzene	BYI2704-BS1	LCS	23.660	25.000	ug/L	94.6		70 - 130		
Chloroethane	BYI2704-BS1	LCS	27.390	25.000	ug/L	110		70 - 130		
1,4-Dichlorobenzene	BYI2704-BS1	LCS	24.030	25.000	ug/L	96.1		70 - 130		
1,1-Dichloroethane	BYI2704-BS1	LCS	25.070	25.000	ug/L	100		70 - 130		
1,1-Dichloroethene	BYI2704-BS1	LCS	23.660	25.000	ug/L	94.6		70 - 130		
Toluene	BYI2704-BS1	LCS	24.240	25.000	ug/L	97.0		70 - 130		
Trichloroethene	BYI2704-BS1	LCS	22.950	25.000	ug/L	91.8		70 - 130		
1,2-Dichloroethane-d4 (Surrogate)	BYI2704-BS1	LCS	9.0400	10.000	ug/L	90.4		75 - 125		
Toluene-d8 (Surrogate)	BYI2704-BS1	LCS	10.070	10.000	ug/L	101		80 - 120		
4-Bromofluorobenzene (Surrogate)	BYI2704-BS1	LCS	10.090	10.000	ug/L	101		80 - 120		

The results in this report apply to the samples analyzed in accordance with the chain of custody document. This analytical report must be reproduced in its entirety.
All results listed in this report are for the exclusive use of the submitting party. BC Laboratories, Inc. assumes no responsibility for report alteration, separation, detachment or third party interpretation.

Geologic Associates
250 W. First St. Suite 228
Claremont, CA 91711

Reported: 09/29/2015 15:12
Project: Monthly - MVSL
Project Number: 2013.0090-123
Project Manager: Ralph Murphy

Volatile Organic Analysis (EPA Method 524.2)

Quality Control Report - Precision & Accuracy

Constituent	Type	Source Sample ID	Source Result	Result	Spike Added	Units	RPD	Percent Recovery	Control Limits RPD	Control Limits Percent Recovery	Lab Quals
QC Batch ID: BYI2704	Used client sample: N										
Benzene	MS	1524450-03	ND	28.760	25.000	ug/L		115		70 - 130	
	MSD	1524450-03	ND	27.570	25.000	ug/L	4.2	110	20	70 - 130	
Bromodichloromethane	MS	1524450-03	ND	24.300	25.000	ug/L		97.2		70 - 130	
	MSD	1524450-03	ND	23.570	25.000	ug/L	3.0	94.3	20	70 - 130	
Chlorobenzene	MS	1524450-03	ND	24.620	25.000	ug/L		98.5		70 - 130	
	MSD	1524450-03	ND	23.610	25.000	ug/L	4.2	94.4	20	70 - 130	
Chloroethane	MS	1524450-03	ND	29.870	25.000	ug/L		119		70 - 130	
	MSD	1524450-03	ND	29.100	25.000	ug/L	2.6	116	20	70 - 130	
1,4-Dichlorobenzene	MS	1524450-03	ND	25.520	25.000	ug/L		102		70 - 130	
	MSD	1524450-03	ND	24.280	25.000	ug/L	5.0	97.1	20	70 - 130	
1,1-Dichloroethane	MS	1524450-03	ND	27.030	25.000	ug/L		108		70 - 130	
	MSD	1524450-03	ND	26.340	25.000	ug/L	2.6	105	20	70 - 130	
1,1-Dichloroethene	MS	1524450-03	ND	25.480	25.000	ug/L		102		70 - 130	
	MSD	1524450-03	ND	24.770	25.000	ug/L	2.8	99.1	20	70 - 130	
Toluene	MS	1524450-03	ND	25.100	25.000	ug/L		100		70 - 130	
	MSD	1524450-03	ND	24.890	25.000	ug/L	0.8	99.6	20	70 - 130	
Trichloroethene	MS	1524450-03	ND	24.230	25.000	ug/L		96.9		70 - 130	
	MSD	1524450-03	ND	22.940	25.000	ug/L	5.5	91.8	20	70 - 130	
1,2-Dichloroethane-d4 (Surrogate)	MS	1524450-03	ND	8.9000	10.000	ug/L		89.0		75 - 125	
	MSD	1524450-03	ND	8.5000	10.000	ug/L	4.6	85.0		75 - 125	
Toluene-d8 (Surrogate)	MS	1524450-03	ND	9.9700	10.000	ug/L		99.7		80 - 120	
	MSD	1524450-03	ND	10.150	10.000	ug/L	1.8	102		80 - 120	
4-Bromofluorobenzene (Surrogate)	MS	1524450-03	ND	9.7300	10.000	ug/L		97.3		80 - 120	
	MSD	1524450-03	ND	9.8900	10.000	ug/L	1.6	98.9		80 - 120	

The results in this report apply to the samples analyzed in accordance with the chain of custody document. This analytical report must be reproduced in its entirety.
All results listed in this report are for the exclusive use of the submitting party. BC Laboratories, Inc. assumes no responsibility for report alteration, separation, detachment or third party interpretation.

Geologic Associates
250 W. First St. Suite 228
Claremont, CA 91711

Reported: 09/29/2015 15:12
Project: Monthly - MVSL
Project Number: 2013.0090-123
Project Manager: Ralph Murphy

Water Analysis (General Chemistry)

Quality Control Report - Method Blank Analysis

Constituent	QC Sample ID	MB Result	Units	PQL	MDL	Lab Quals
QC Batch ID: BYI2717						
Perchlorate	BYI2717-BLK1	ND	ug/L	4.0	1.3	

The results in this report apply to the samples analyzed in accordance with the chain of custody document. This analytical report must be reproduced in its entirety.
All results listed in this report are for the exclusive use of the submitting party. BC Laboratories, Inc. assumes no responsibility for report alteration, separation, detachment or third party interpretation.

Geologic Associates
250 W. First St. Suite 228
Claremont, CA 91711

Reported: 09/29/2015 15:12
Project: Monthly - MVSL
Project Number: 2013.0090-123
Project Manager: Ralph Murphy

Water Analysis (General Chemistry)

Quality Control Report - Laboratory Control Sample

Constituent	QC Sample ID	Type	Result	Spike Level	Units	Percent Recovery	RPD	Control Limits Percent Recovery	Control Limits RPD	Lab Quals
QC Batch ID: BYI2717										
Perchlorate	BYI2717-BS1	LCS	9.2485	10.000	ug/L	92.5		85 - 115		

The results in this report apply to the samples analyzed in accordance with the chain of custody document. This analytical report must be reproduced in its entirety.
All results listed in this report are for the exclusive use of the submitting party. BC Laboratories, Inc. assumes no responsibility for report alteration, separation, detachment or third party interpretation.

Geologic Associates
250 W. First St. Suite 228
Claremont, CA 91711

Reported: 09/29/2015 15:12
Project: Monthly - MVSL
Project Number: 2013.0090-123
Project Manager: Ralph Murphy

Water Analysis (General Chemistry)

Quality Control Report - Precision & Accuracy

Constituent	Type	Source Sample ID	Source Result	Result	Spike Added	Units	RPD	Percent Recovery	Control Limits RPD	Control Limits Percent Recovery	Lab Quals
QC Batch ID: BYI2717	Used client sample: N										
Perchlorate	DUP	1524146-09	ND	ND		ug/L			15		
	MS	1524146-09	ND	10.921	10.101	ug/L		108		80 - 120	
	MSD	1524146-09	ND	10.398	10.101	ug/L	4.9	103	15	80 - 120	

The results in this report apply to the samples analyzed in accordance with the chain of custody document. This analytical report must be reproduced in its entirety.
All results listed in this report are for the exclusive use of the submitting party. BC Laboratories, Inc. assumes no responsibility for report alteration, separation, detachment or third party interpretation.

Geologic Associates 250 W. First St. Suite 228 Claremont, CA 91711	**Reported:** 09/29/2015 15:12 Project: Monthly - MVSL Project Number: 2013.0090-123 Project Manager: Ralph Murphy

Notes And Definitions

J	Estimated Value (CLP Flag)
MDL	Method Detection Limit
ND	Analyte Not Detected
PQL	Practical Quantitation Limit

The results in this report apply to the samples analyzed in accordance with the chain of custody document. This analytical report must be reproduced in its entirety.
All results listed in this report are for the exclusive use of the submitting party. BC Laboratories, Inc. assumes no responsibility for report alteration, separation, detachment or third party interpretation.

PACIFIC SURVEYS

CALIPER BOREHOLE VOLUME

Job No. 20039	Company NATIONAL EWP		
File No.	Well MW-8		
	Field FONTANA		
	County SAN BERNARDINO	State CA	
	Location LAT=34.07 LONG=-117.4 ELEV=1540 Lat/ No GPS Datum: NAD 27 Zone: 11 Lon/ Zone: 0	Other Services: SONIC/VOL DENSITY (HILLS)	
	Run 1	Bit Size 7 7/8	Elevation
	Date 08/04/2015	Depth Driller 750	
	Depth Logged 750	Depth Reached 750	
	Bit Size 7 7/8	Casing Driller 10 3/8" @ 20'	
	Casing Logger	Bottom Logged Interval 750'	
	Type Fluid in Hole Water	Density / Viscosity 8.3 / 32	
	pH / Fluid Loss 7.5 / NA	Source of Sample Pit	
	Rm @ Meas. Temp. 7.6 @ 80 F	Rmf @ Meas. Temp. 7.6 @ 75 F	
	Rmc @ Meas. Temp. NA@NA	Source of Rmf / Rmc Pit / NA	
	Rm @ BHT 7.6 @ 80 F	Time Since Circulation 2:45	
	Time Since Logged Stopped 2:45	Max. Recorded Temp. 80 F	
	Equipment Number PS-8	Location Fontana	
	Recorded By JK	Witnessed By	
	Run Number One		

All interpretations are opinions based on inferences from electrical or other measurements and we cannot and do not guarantee the accuracy or correctness of any interpretation, and we shall not, except in the case of gross or willful negligence on our part, be liable or responsible for any loss, costs, damages, or expenses incurred or sustained by anyone resulting from any interpretation made by any of our officers, agents or employees. These interpretations are also subject to our general terms and conditions set out in our current Price Schedule.

Comments

Calibration Report

Database File	20039.db
Dataset Pathname	cal
Dataset Creation	Tue Aug 04 21:43:13 2015

Temperature Calibration Report

Serial Number:	PS-8_Short
Tool Model:	Short_GPH
Performed:	Thu Apr 30 16:08:02 2015

	Reference	Reading
Low Reference:	2.00 degF	2835.81cps
High Reference:	10.00 degF	4560.25cps

Gain:	0.00
Offset:	-11.16
Delta Spacing:	1

XY Caliper Calibration Report

Serial Number/Model:	PS-8_Short-ALLEN
Performed:	Thu Apr 23 15:22:32 2015

	Ring		X Caliper		Y Caliper	
1:	2.1	in	2412.33	cps	2412.33	cps
2:	3	in	2623.28	cps	2623.28	cps
3:	4	in	2835.81	cps	2835.81	cps
4:	5.75	in	3136.61	cps	3136.61	cps
5:	8	in	3390.18	cps	3390.18	cps
6:	14	in	4051.13	cps	4051.13	cps
7:	20	in	4560.25	cps	4560.25	cps
8:	26	in	5072.2	cps	5072.2	cps
9:		in		cps		cps
10:		in		cps		cps

Database File	20039.db
Dataset Pathname	cal
Presentation Format	syc_gph
Dataset Creation	Tue Aug 04 21:43:13 2015
Charted by	Depth in Feet scaled 1:240

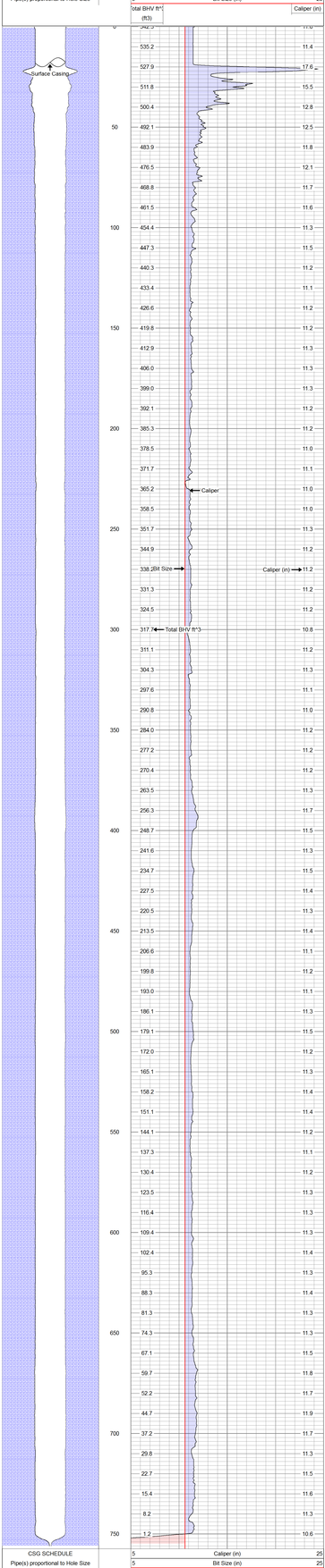

PACIFIC SURVEYS

CALIPER
BOREHOLE VOLUME

Job No.
20039

File No.

Company NATIONAL EWP
Well MW-8
Field FONTANA
County SAN BERNARDINO State CA

Location:

0.5 MILE NORTH OF LOCUST AVE & W BASE LINE RD
GPS: N34o 07' 28" W117o 24' 27"

Sec. Twp. Rge.

Other Services:

ELOG
SONIC/VDL
GR/LL3

Permanent Datum	G.L.	Elevation above perm. datum	Elevation
Log Measured From	G.L. 0'		K.B.
Drilling Measured From	G.L		D.F.
			G.L.

Date	08/04/2015		
Run Number	ONE		
Depth Driller	760'		
Depth Logger	759'		
Bottom Logged Interval	759'		
Top Log Interval	0'		
Casing Driller	12" @ 20'		
Casing Logger	20'		
Bit Size	10 5/8"		
Type Fluid in Hole	BENTONITE		
Density / Viscosity	9.0 / 32		
pH / Fluid Loss	7.5 / N/A		
Source of Sample	PIT		
Rm @ Meas. Temp	7.80 @ 75 F		
Rmf @ Meas. Temp	7.63 @ 75 F		
Rmc @ Meas. Temp	N/A		
Source of Rmf / Rmc	MEASURE		
Rm @ BHT	N/A		
Time Circulation Stopped	2 HRS		
Time Logger on Bottom	8:20 PM		
Max. Recorded Temperature	N/A		
Equipment Number	PS-8		
Location	LA		
Recorded By	AFOH		
Witnessed By	J. ORECHWA		

<<< Fold Here >>>

All interpretations are opinions based on inferences from electrical or other measurements and we cannot and do not guarantee the accuracy or correctness of any interpretation, and we shall not, except in the case of gross or willful negligence on our part, be liable or responsible for any loss, costs, damages, or expenses incurred or sustained by anyone resulting from any interpretation made by any of our officers, agents or employees. These interpretations are also subject to our general terms and conditions set out in our current Price Schedule.

Comments

Calibration Report

Database File 20039.db
Dataset Pathname cal
Dataset Creation Tue Aug 04 21:43:13 2015

Temperature Calibration Report

Serial Number:	PS-8_Short		
Tool Model:	Short_GPH		
Performed:	Thu Apr 30 16:08:02 2015		
	Reference		Reading
Low Reference:	2.00	degF	2835.81cps
High Reference:	10.00	degF	4560.25cps
Gain:	0.00		
Offset:	-11.16		
Delta Spacing	1		

XY Caliper Calibration Report

Serial Number/Model:	PS-8_Short-ALLEN
Performed:	Thu Apr 23 15:22:32 2015

	Ring		X Caliper		Y Caliper	
1:	2.1	in	2412.33	cps	2412.33	cps
2:	3	in	2623.28	cps	2623.28	cps
3:	4	in	2835.81	cps	2835.81	cps
4:	5.75	in	3136.61	cps	3136.61	cps
5:	8	in	3390.18	cps	3390.18	cps
6:	14	in	4051.13	cps	4051.13	cps
7:	20	in	4560.25	cps	4560.25	cps
8:	26	in	5072.2	cps	5072.2	cps
9:		in		cps		cps
10:		in		cps		cps

Database File	20039.db
Dataset Pathname	cal
Presentation Format	xyc_gph
Dataset Creation	Tue Aug 04 21:43:13 2015
Charted by	Depth in Feet scaled 1:240

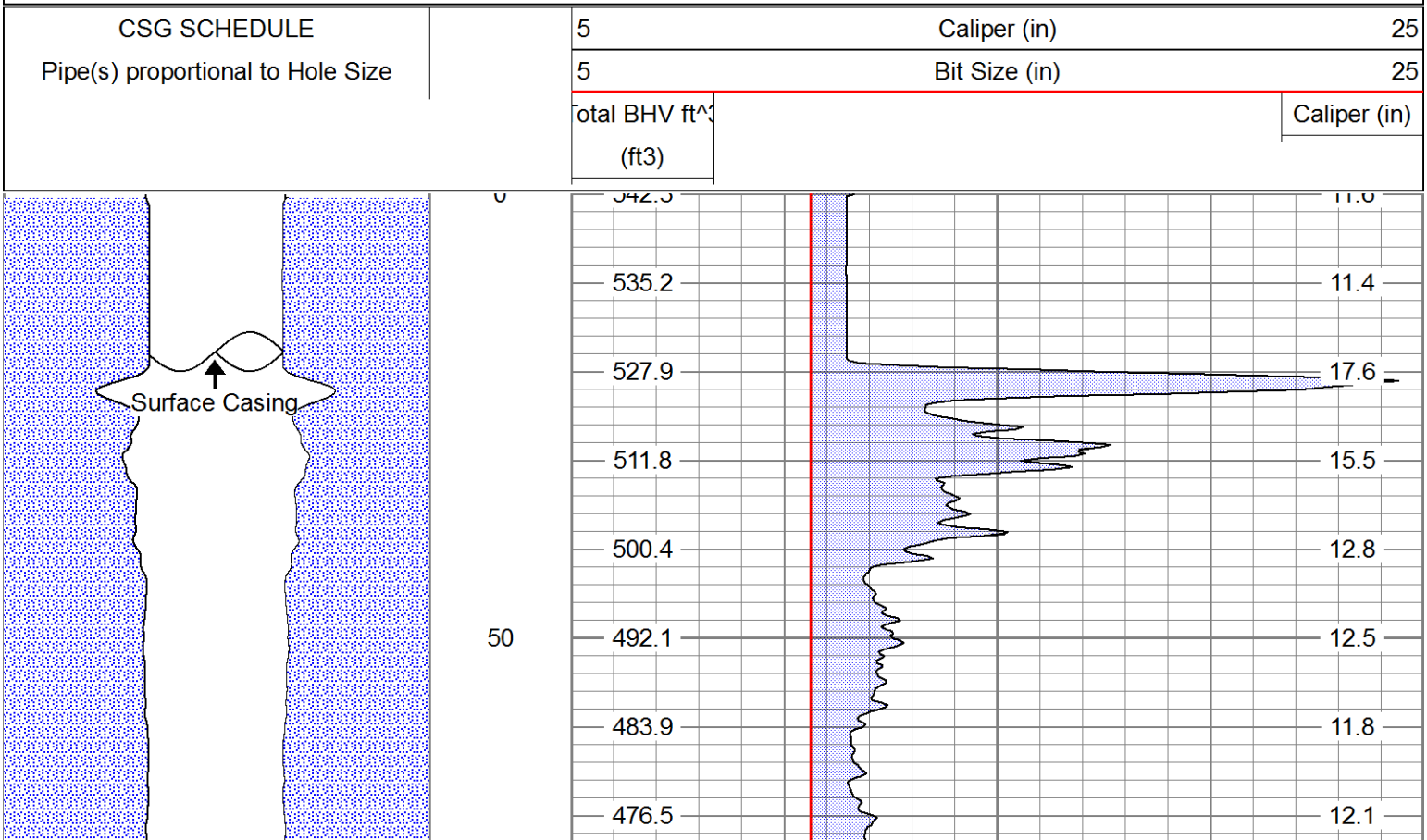

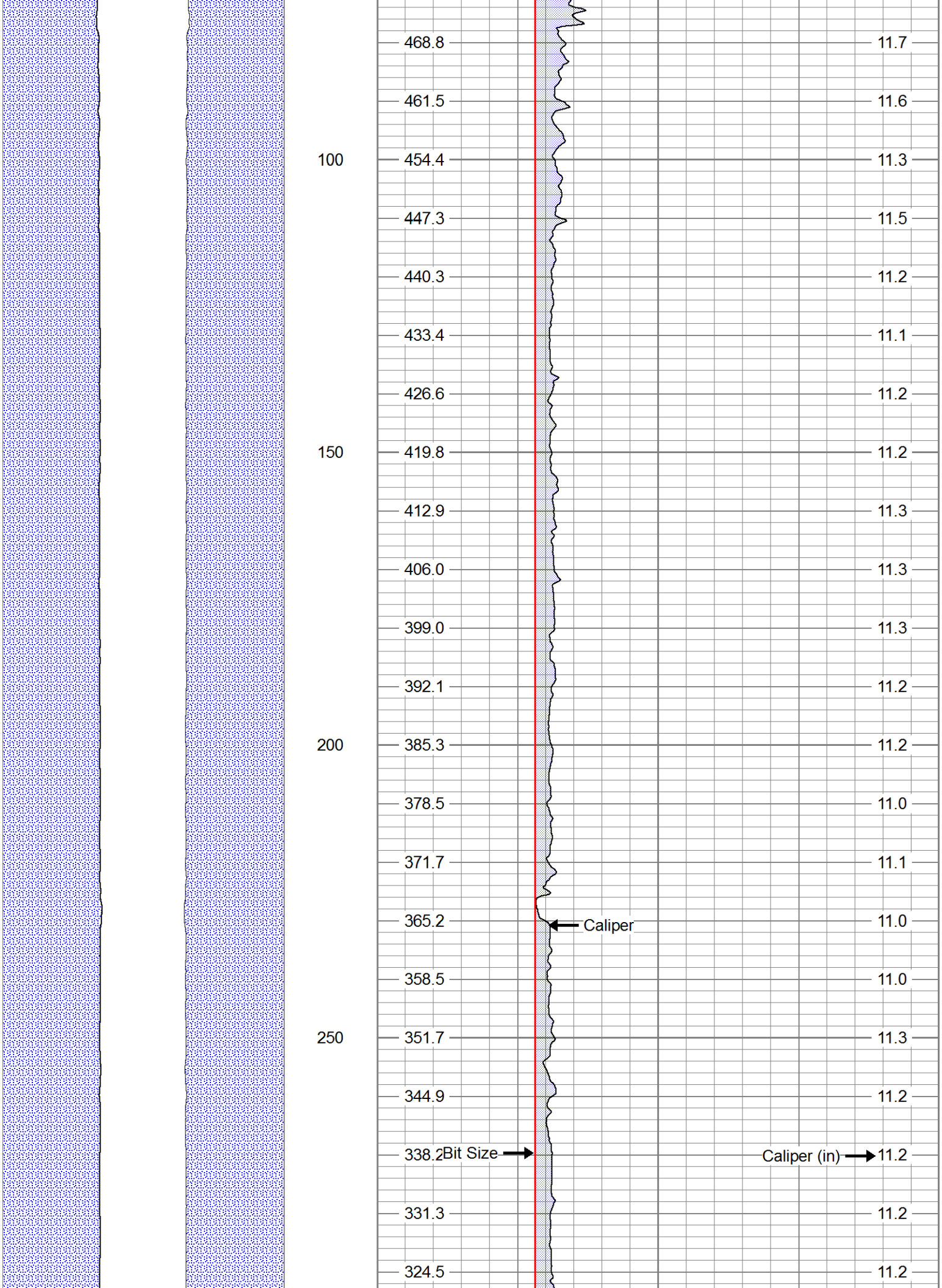
468.8
461.5
100
454.4
447.3
440.3
433.4
426.6
150
419.8
412.9
406.0
399.0
392.1
200
385.3
378.5
371.7
365.2
Caliper
358.5
250
351.7
344.9
338.2
Bit Size
Caliper (in)
331.3
324.5
11.7
11.6
11.3
11.5
11.2
11.1
11.2
11.2
11.3
11.3
11.3
11.2
11.2
11.0
11.1
11.0
11.0
11.3
11.2
11.2
11.2
11.2

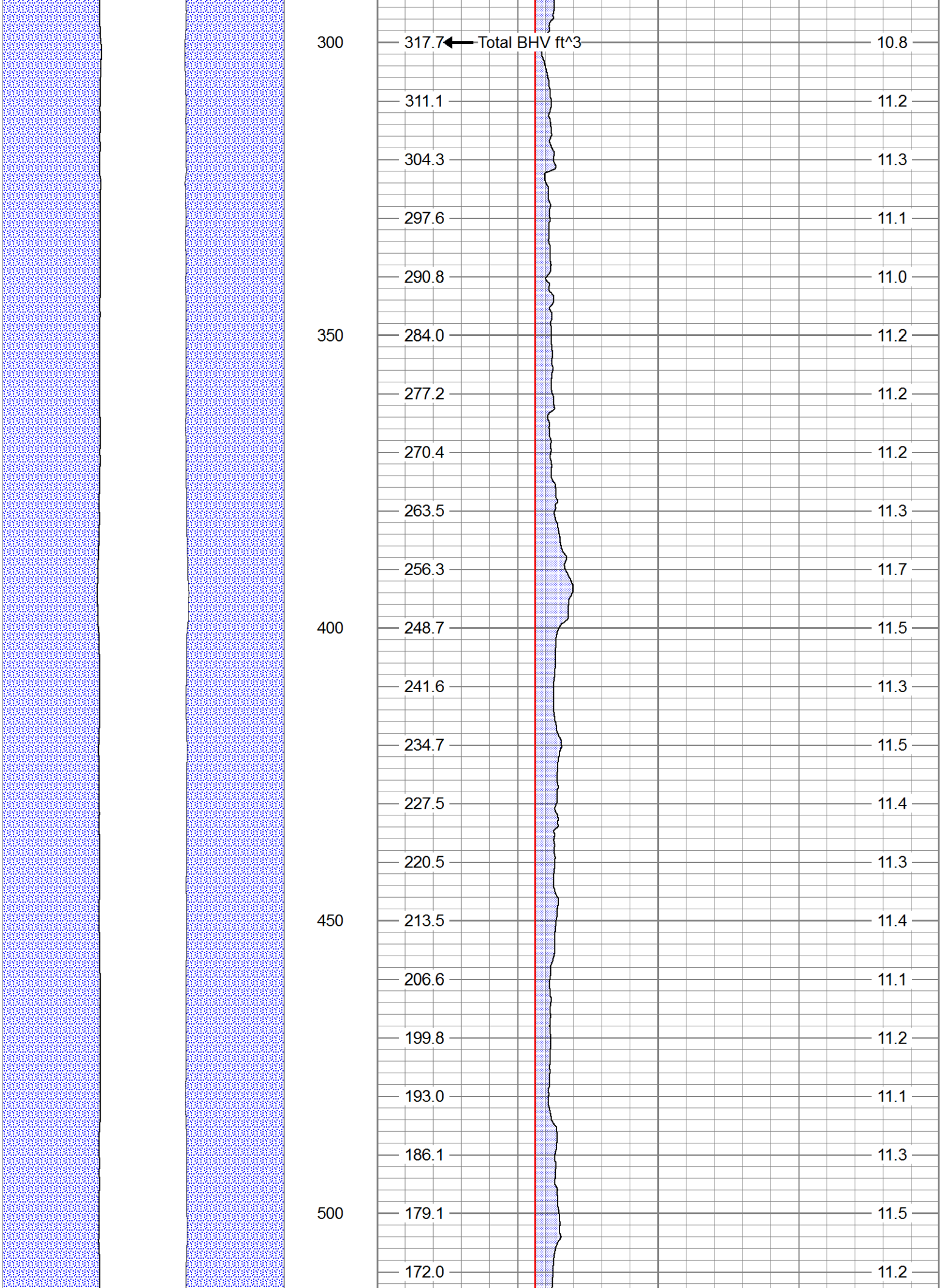
300
350
400
450
500
317.7
Total BHV ft^3
311.1
304.3
297.6
290.8
284.0
277.2
270.4
263.5
256.3
248.7
241.6
234.7
227.5
220.5
213.5
206.6
199.8
193.0
186.1
179.1
172.0
10.8
11.2
11.3
11.1
11.0
11.2
11.2
11.2
11.3
11.7
11.5
11.3
11.5
11.4
11.3
11.4
11.1
11.2
11.1
11.3
11.5
11.2

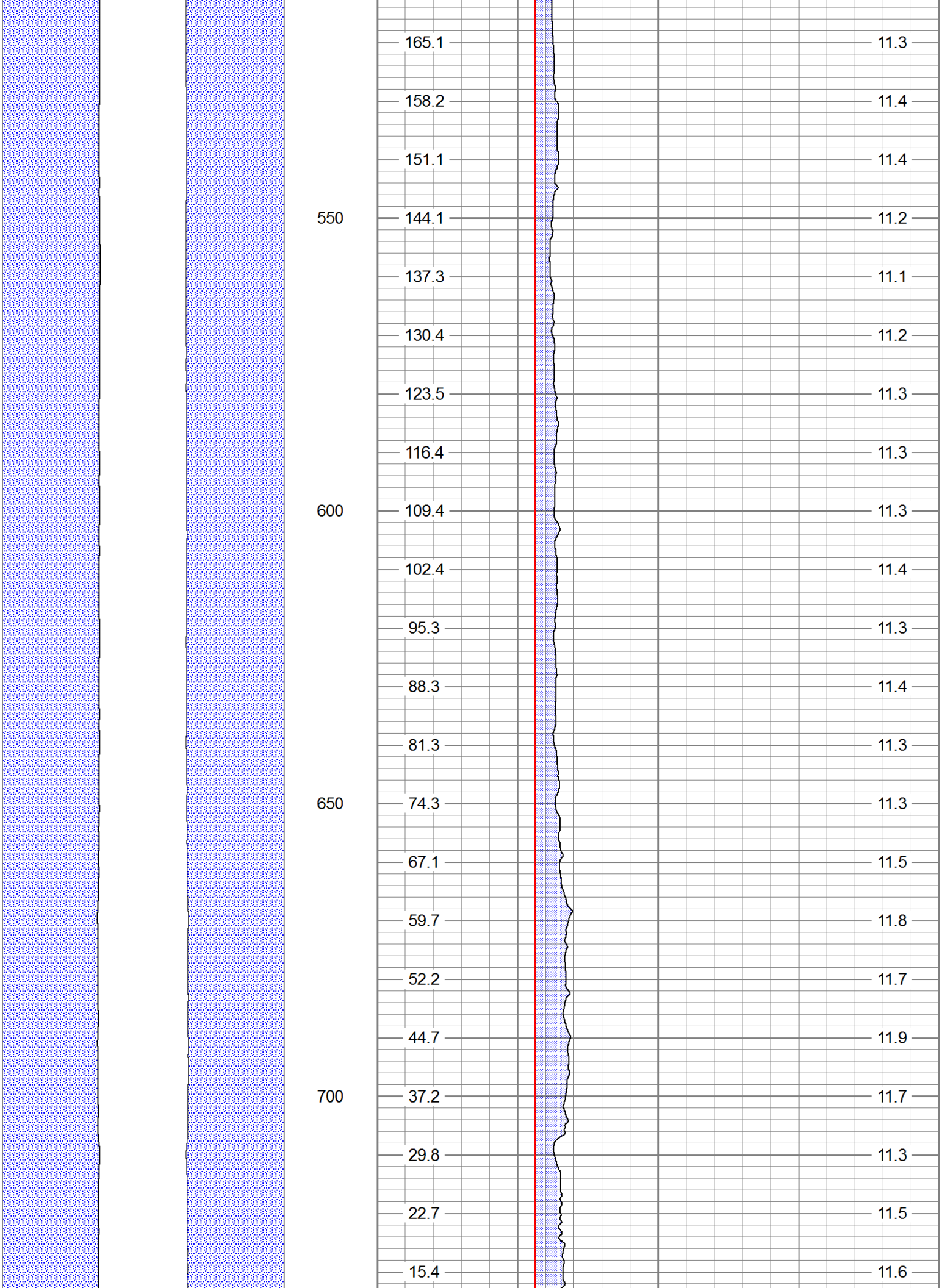
550
600
650
700
165.1
158.2
151.1
144.1
137.3
130.4
123.5
116.4
109.4
102.4
95.3
88.3
81.3
74.3
67.1
59.7
52.2
44.7
37.2
29.8
22.7
15.4
11.3
11.4
11.4
11.2
11.1
11.2
11.3
11.3
11.3
11.4
11.3
11.4
11.3
11.3
11.5
11.8
11.7
11.9
11.7
11.3
11.5
11.6

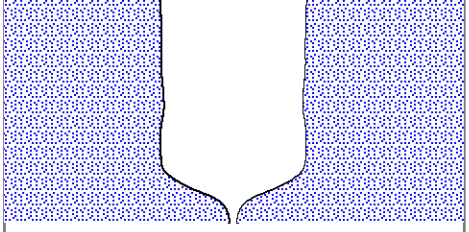

750

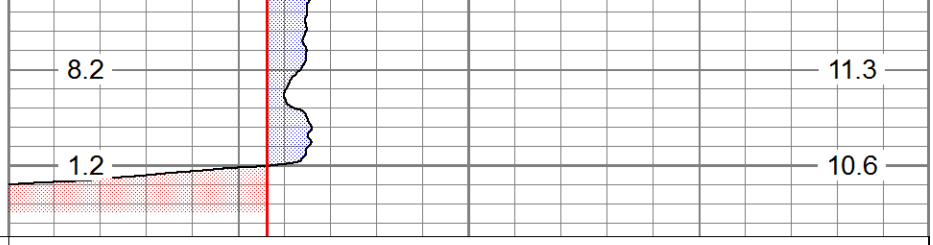

CSG SCHEDULE

Pipe(s) proportional to Hole Size

5	Caliper (in)	25
5	Bit Size (in)	25

Total BHV ft^3 (ft3)	Caliper (in)

PACIFIC SURVEYS

Job No. 20039	Company NATIONAL EMP		
File No.	Well MW-8		
	Field FONTANA		
County SAN BERNARDINO	State CA		
Location S-8 MILE NORTH OF LOCKEY ART & W-RANGE LINE RD. Sec. T-1N R-5W SBB&M		Other Services DRILLS CALIPER GAMMA-RAY	
Date 04/20/2015	Type Dry Measured From GL	Elevation	
Run No. 01	Depth Driller 0	Depth Logged 0	
Bit 8.75	Casing Driller 20 @ 0	Casing Logged 20	
Type Fluid in Hole Water	Density / Viscosity 8.3 / 32		
Max. Rec. Temp. 75	Est. Cement Top 0		
Equipment Number 0-2019	Location Fontana		
Recorded By Jack & Jill	Witnessed By Mr. Kaufman		

ELECTRIC LOG
LATERLOG 3
GAMMA-RAY

<<< Fold Here >>>

All interpretations are opinions based on inferences from electrical or other measurements and we cannot and do not guarantee the accuracy or correctness of any interpretation, and we shall not, except in the case of gross or willful negligence on our part, be liable or responsible for any loss, costs, damages, or expenses incurred or sustained by anyone resulting from any interpretation made by any of our officers, agents or employees. These interpretations are also subject to our general terms and conditions set out in our current Price Schedule.

Comments

Calibration Report

Database File	20039.db
Dataset Pathname	ELOG1
Dataset Creation	Tue Aug 04 20:20:48 2015

ELOG Calibration Report

Serial:	D4
Model:	DTQ
Shop Calibration Performed:	Sat Apr 25 14:58:46 2015
Before Survey Verification Performed:	Sat Apr 25 14:57:11 2015
After Survey Verification Performed:	Sat Apr 25 14:57:49 2015

Shop Calibration

	Readings Zero	Readings Cal		References Zero	References Cal		Results Gain	Results Offset
Short	9.151	100.437		10.200	102.200	Ohm-m	1.008	0.978
Long	9.447	98.715		10.200	102.200	Ohm-m	1.031	-17.000
IEE	227.580	8729.320	counts	0.249	9.553	A		
VSN	54.740	9864.320	counts	1.044	188.150	V		
VLN	62.820	2492.440	counts	1.198	47.540	V		

Before Survey Verification

	Readings Zero	Readings Cal		References Zero	References Cal		Results Gain	Results Offset
Short	21.646	100.581		21.409	100.580	Ohm-m	1.003	-0.301
Long	97.728	101.649		101.655	101.655	Ohm-m	0.862	14.064
IEE	226.160	8745.400	counts	0.248	9.571	A		
VSN	55.000	9882.580	counts	1.049	188.498	V		
VLN	62.080	2496.900	counts	1.184	47.625	V		

After Survey Verification

	Readings Zero	Readings Cal		References Zero	References Cal		Results Gain	Results Offset
Short	21.768	100.585		21.646	100.581	Ohm-m	1.002	-0.155
Long	98.825	101.656		101.649	101.649	Ohm-m	1.365	-39.101
IEE	225.380	8751.320	counts	0.247	9.577	A		
VSN	55.120	9889.660	counts	1.051	188.633	V		
VLN	62.560	2498.760	counts	1.193	47.661	V		

After Survey Verification compared to Before Survey Calibration

	Zero Before	Zero After		Cal Before	Cal After	
Short	21.409	21.646	Ohm-m	100.580	100.581	Ohm-m
Long	98.276	97.728	Ohm-m	101.655	101.649	Ohm-m

Gamma Ray Calibration Report

Serial Number:	D4
Tool Model:	ELOG
Performed:	Wed Mar 18 11:39:05 2015
Calibrator Value:	162.0 GAPI
Background Reading:	101.7 cps
Calibrator Reading:	326.7 cps
Sensitivity:	0.7202 GAPI/cps

Database File	20039.db
Dataset Pathname	ELOG1
Presentation Format	elog_pwa
Dataset Creation	Tue Aug 04 20:20:48 2015
Charted by	Depth in Feet scaled 1:240

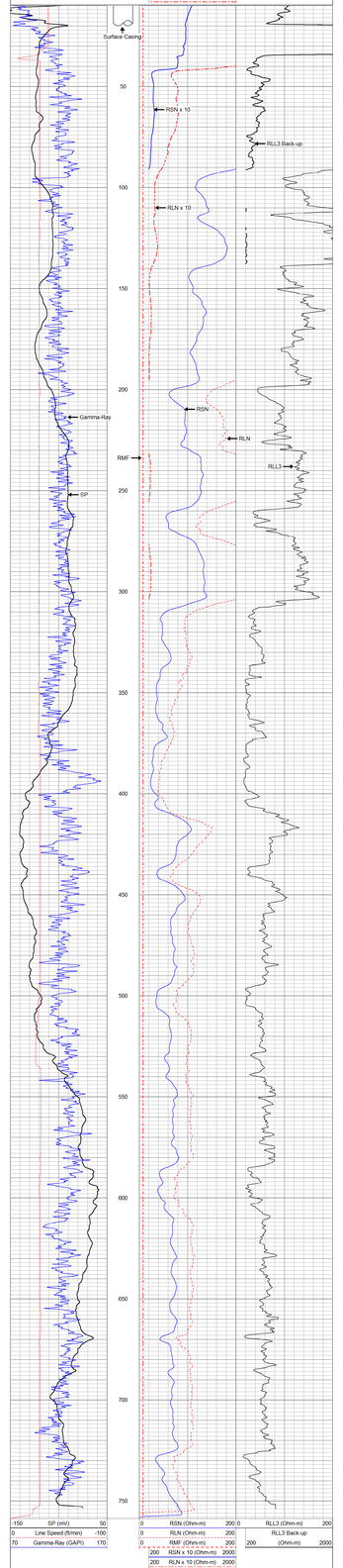

PACIFIC SURVEYS

ELECTRIC LOG
LATEROLOG 3
GAMMA-RAY

Job No.
20039

File No.

Company NATIONAL EWP
Well MW-8
Field FONTANA
County SAN BERNARDINO State CA

Location:

0.5 MILE NORTH OF LOCUST AVE & W BASE LINE RD
GPS: N34o 07' 28" W117o 24' 27"

Sec. Twp. Rge.

Other Services:

GR/LL3
SONIC/VDL
CALIPER

Permanent Datum	G.L.	Elevation above perm. datum	Elevation
Log Measured From	G.L. 0'		K.B.
Drilling Measured From	G.L		D.F.
			G.L.

Date	08/04/2015		
Run Number	ONE		
Depth Driller	760'		
Depth Logger	759'		
Bottom Logged Interval	759'		
Top Log Interval	10'		
Casing Driller	12" @ 20'		
Casing Logger	20'		
Bit Size	10 5/8"		
Type Fluid in Hole	BENTONITE		
Density / Viscosity	9.0 / 32		
pH / Fluid Loss	7.5 / N/A		
Source of Sample	PIT		
Rm @ Meas. Temp	7.80 @ 75 F		
Rmf @ Meas. Temp	7.63 @ 75 F		
Rmc @ Meas. Temp	N/A		
Source of Rmf / Rmc	MEASURE		
Rm @ BHT	N/A		
Time Circulation Stopped	2 HRS		
Time Logger on Bottom	8:20 PM		
Max. Recorded Temperature	N/A		
Equipment Number	PS-8		
Location	LA		
Recorded By	AFOH		
Witnessed By	J. ORECHWA		

<<< Fold Here >>>

All interpretations are opinions based on inferences from electrical or other measurements and we cannot and do not guarantee the accuracy or correctness of any interpretation, and we shall not, except in the case of gross or willful negligence on our part, be liable or responsible for any loss, costs, damages, or expenses incurred or sustained by anyone resulting from any interpretation made by any of our officers, agents or employees. These interpretations are also subject to our general terms and conditions set out in our current Price Schedule.

Comments

Calibration Report

Database File 20039.db
Dataset Pathname ELOG1
Dataset Creation Tue Aug 04 20:20:48 2015

ELOG Calibration Report

Serial:	D4
Model:	DTQ
Shop Calibration Performed:	Sat Apr 25 14:58:46 2015
Before Survey Verification Performed:	Sat Apr 25 14:57:11 2015
After Survey Verification Performed:	Sat Apr 25 14:57:49 2015

Shop Calibration

	Readings			References			Results	
	Zero	Cal		Zero	Cal		Gain	Offset
Short	9.151	100.437		10.200	102.200	Ohm-m	1.008	0.978
Long	9.447	98.715		10.200	102.200	Ohm-m	1.031	-17.000
IEE	227.580	8729.320	counts	0.249	9.553	A		
VSN	54.740	9864.320	counts	1.044	188.150	V		
VLN	62.820	2492.440	counts	1.198	47.540	V		

Before Survey Verification

	Readings			References			Results	
	Zero	Cal		Zero	Cal		Gain	Offset
Short	21.646	100.581		21.409	100.580	Ohm-m	1.003	-0.301
Long	97.728	101.649		101.655	101.655	Ohm-m	0.862	14.064
IEE	226.160	8745.400	counts	0.248	9.571	A		
VSN	55.000	9882.580	counts	1.049	188.498	V		
VLN	62.080	2496.900	counts	1.184	47.625	V		

After Survey Verification

	Readings			References			Results	
	Zero	Cal		Zero	Cal		Gain	Offset
Short	21.768	100.585		21.646	100.581	Ohm-m	1.002	-0.155
Long	98.825	101.656		101.649	101.649	Ohm-m	1.385	-39.101
IEE	225.380	8751.320	counts	0.247	9.577	A		
VSN	55.120	9889.660	counts	1.051	188.633	V		
VLN	62.560	2498.760	counts	1.193	47.661	V		

After Survey Verification compared to Before Survey Calibration

	Zero			Cal		
	Before	After		Before	After	
Short	21.409	21.646	Ohm-m	100.580	100.581	Ohm-m
Long	98.276	97.728	Ohm-m	101.655	101.649	Ohm-m

Gamma Ray Calibration Report

Serial Number:	D4	
Tool Model:	ELOG	
Performed:	Wed Mar 18 11:39:05 2015	
Calibrator Value:	162.0	GAPI
Background Reading:	101.7	cps
Calibrator Reading:	326.7	cps
Sensitivity:	0.7202	GAPI/cps

Database File	20039.db
Dataset Pathname	ELOG1
Presentation Format	elog_cwa
Dataset Creation	Tue Aug 04 20:20:48 2015
Charted by	Depth in Feet scaled 1:240

-150	SP (mV)	50
0	Line Speed (ft/min)	-100
70	Gamma-Ray (GAPI)	170

0	RSN (Ohm-m)	200
0	RLN (Ohm-m)	200
0	RMF (Ohm-m)	200
200	RSN x 10 (Ohm-m)	2000
200	RLN x 10 (Ohm-m)	2000

0	RLL3 (Ohm-m)	200
200	RLL3 Back-up (Ohm-m)	2000

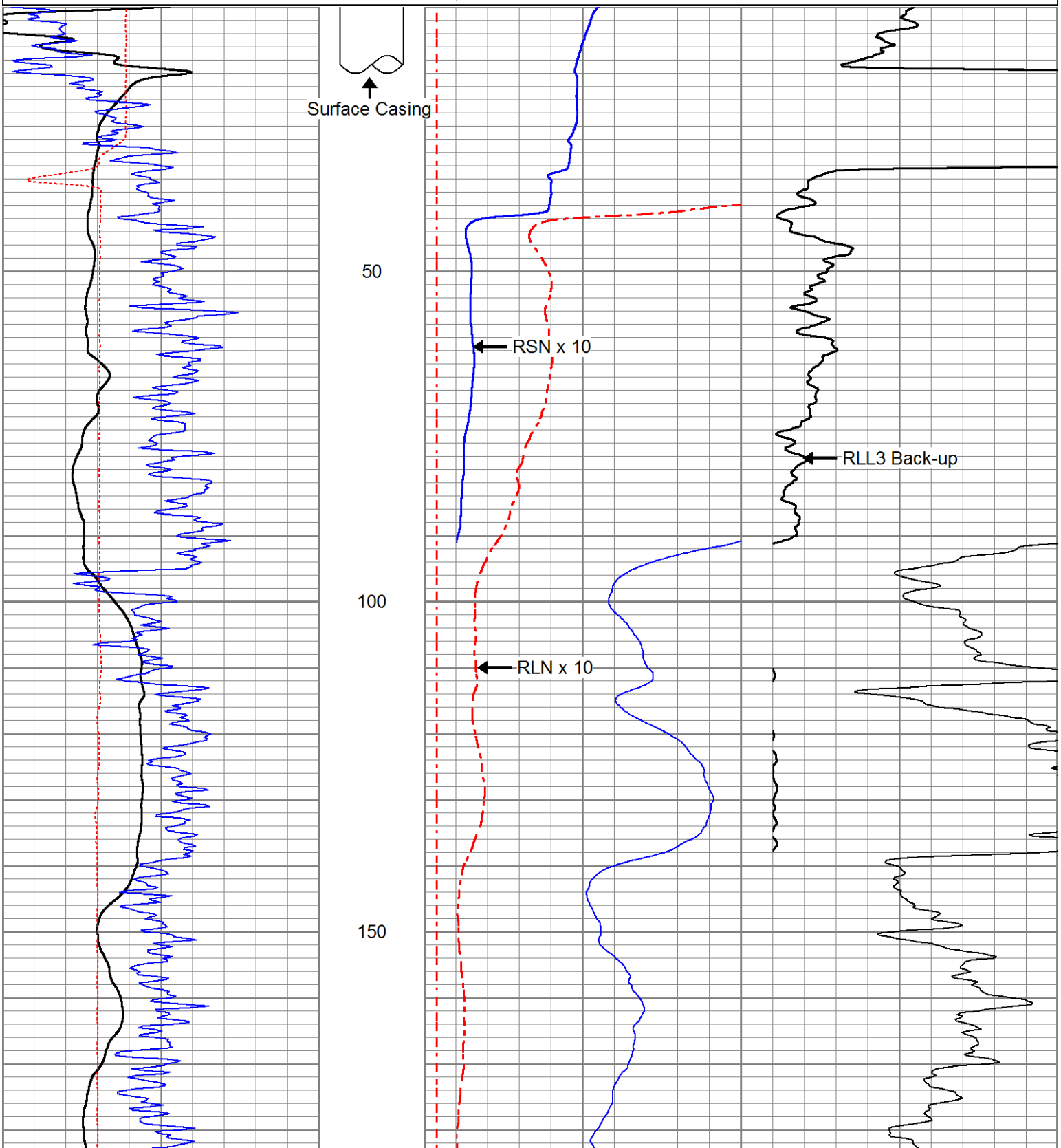

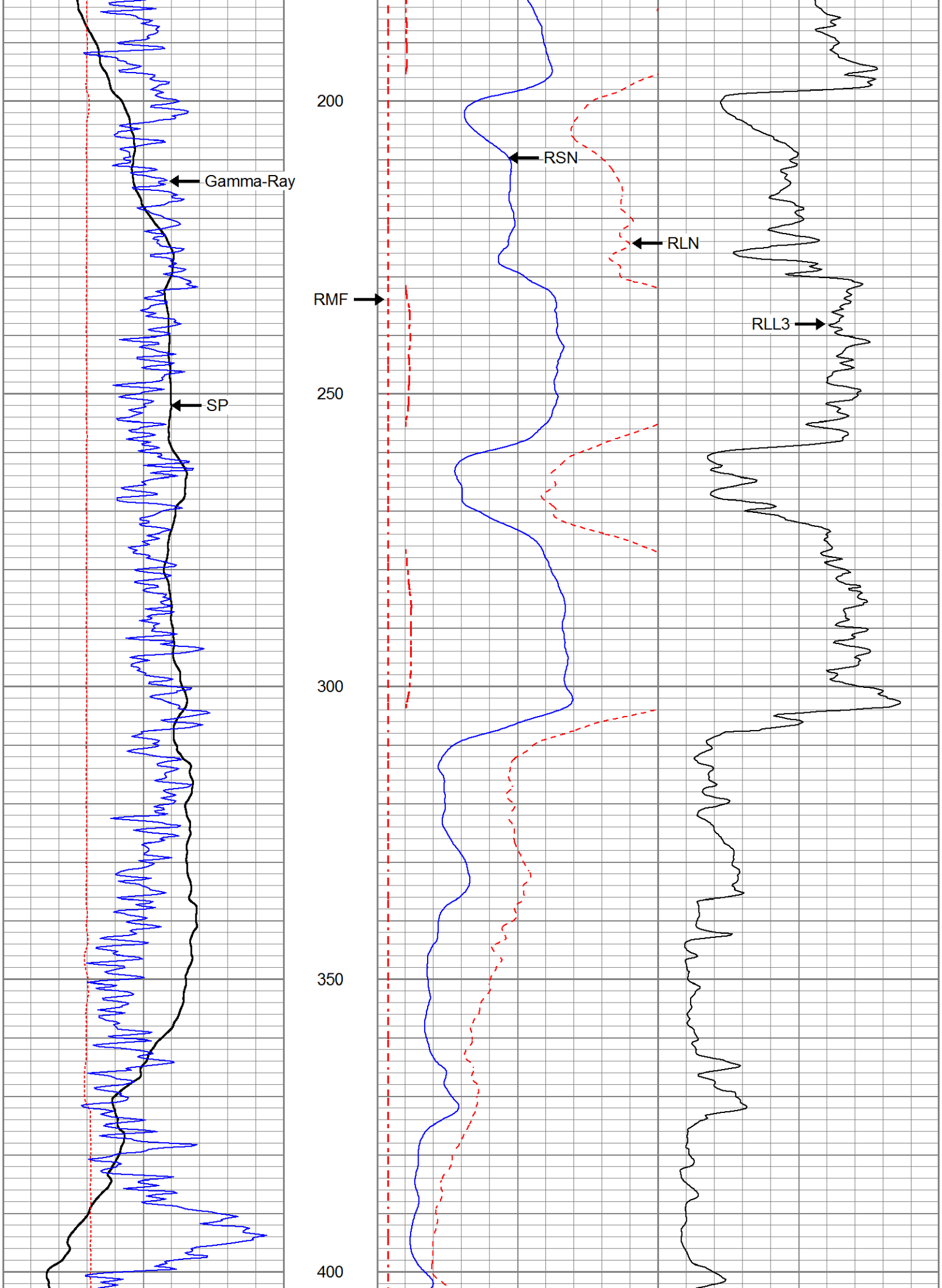
Gamma-Ray
SP
200
250
300
350
400
RMF
RSN
RLN
RLL3

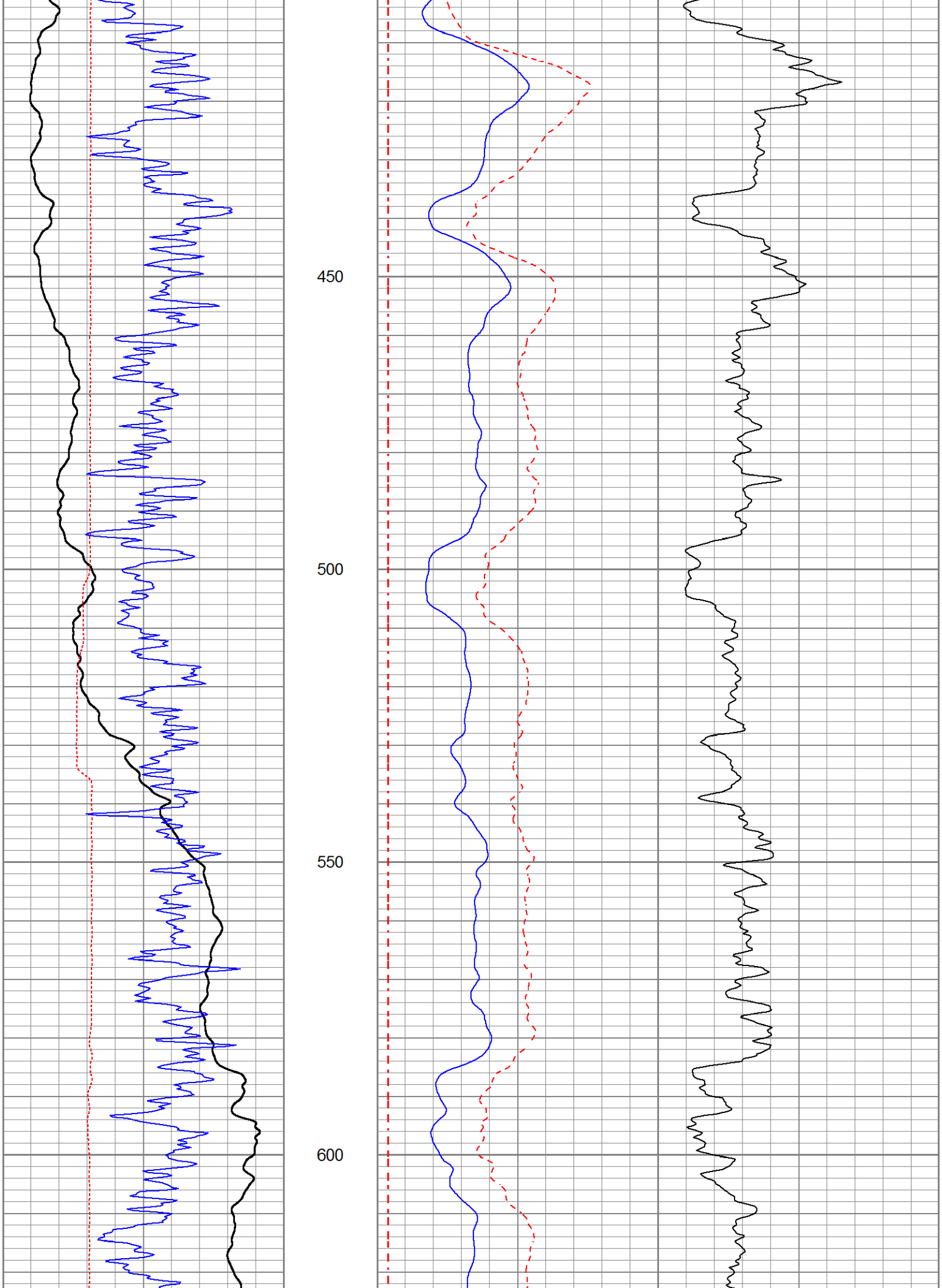
450
500
550
600

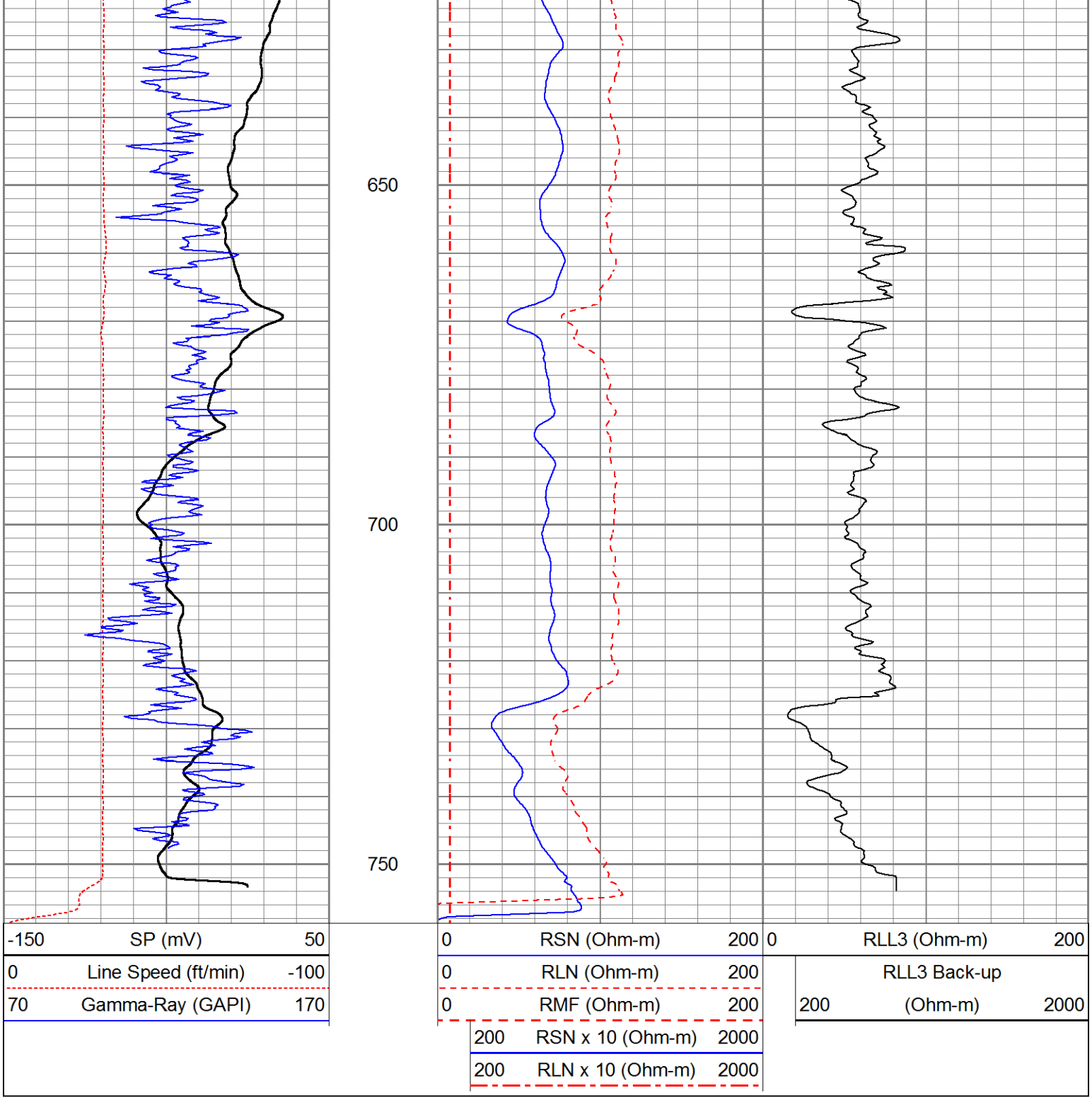
650
700
750
-150 SP (mV) 50
0 Line Speed (ft/min) -100
70 Gamma-Ray (GAPI) 170
0 RSN (Ohm-m) 200
0 RLN (Ohm-m) 200
0 RMF (Ohm-m) 200
200 RSN x 10 (Ohm-m) 2000
200 RLN x 10 (Ohm-m) 2000
0 RLL3 (Ohm-m) 200
RLL3 Back-up
200 (Ohm-m) 2000

PACIFIC SURVEYS

LATEROLOG 3
GAMMA-RAY

Job No.	20039
Company	NATIONAL EWP
Well	MW-8
Field	FONTANA
County	SAN BERNARDINO State CA
File No.	

Location:
0.5 MILE NORTH OF LOCUST AVE & W BASE LINE RD
GPS: NDA0 D7 28" W117o 24' 27"
Sec. Twp. Rge.

Other Services:
ELOG
SONIC/VOL
CALIPER

		Elevation above perm. datum	Elevation
Permanent Datum	G.L.		
Log Measured From	G.L.	0'	K.B.
Drilling Measured From	G.L.		D.F.
			G.L.

Date	06/04/2015	
Run Number	ONE	
Depth Driller	760'	
Depth Logger	759'	
Bottom Logged Interval	759'	
Top Log Interval	10'	
Casing Driller	12" @ 20'	
Casing Logger	20'	
Bit Size	10 5/8"	
Type Fluid in Hole	BENTONITE	
Density / Viscosity	9.0 / 32	
pH / Fluid Loss	7.5 / N/A	
Source of Sample	PIT	
Rm @ Meas. Temp	7.80 @ 75 F	
Rmf @ Meas. Temp	7.63 @ 75 F	
Rmc @ Meas. Temp	N/A	
Source of Rmf / Rmc	MEASURE	
Rm @ BHT	N/A	
Time Circulation Stopped	2 HRS	
Time Logger on Bottom	6:20 PM	
Max. Recorded Temperature	N/A	
Equipment Number	PS-8	
Location	LA	
Recorded By	AFOH	
Witnessed By	J. ORECHWA	

v4.4 - 32-Bit Mode 1.1.1

All interpretations are opinions based on inferences from electrical or other measurements and we cannot and do not guarantee the accuracy or correctness of any interpretation, and we shall not, except in the case of gross or wilful negligence on our part, be liable or responsible for any loss, costs, damages, or expenses incurred or sustained by anyone resulting from any interpretation made by any of our officers, agents or employees. These interpretations are also subject to our general terms and conditions set forth in our current Price Schedule.

COMMENTS

Calibration Report

Database File: 20039.db
Dataset Pathname: L3
Dataset Creation: Tue Aug 04 21:04:12 2015

Gamma Ray Calibration Report

Serial Number:	7	
Tool Model:	GR/CNL	
Performed:	Thu Mar 05 15:28:58 2014	
Calibrator Value:	182.0	GAPI
Background Reading:	16.0	
Calibrated Reading:	198.3	
Sensitivity:	1.1641	GAPI/

RLL3 (Resistivity Laterolog 3) Calibration Report

Serial Number:	231	
Tool Model:	MAIW	
Performed:	Thu Mar 05 17:55:15 2015	
Calibration Reference		Ohm.m
System Reading	2.500	
	5.000	
	50.000	
	250.000	
	500.000	
	2500.000	

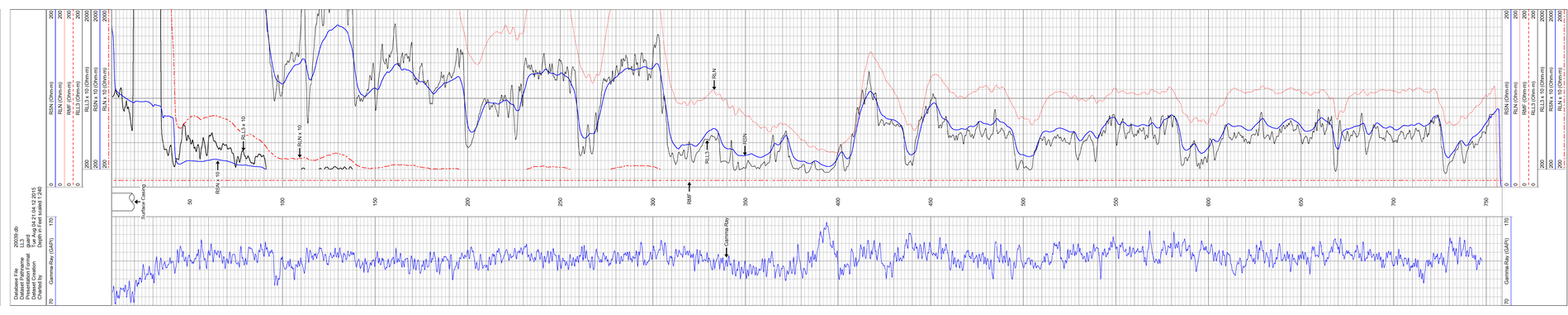

PACIFIC SURVEYS

LATEROLOG 3
GAMMA-RAY

Job No.
20039

File No.

Company NATIONAL EWP
Well MW-8
Field FONTANA
County SAN BERNARDINO State CA

Location:

0.5 MILE NORTH OF LOCUST AVE & W BASE LINE RD
GPS: N34o 07' 28" W117o 24' 27"

Sec. Twp. Rge.

Other Services:

ELOG
SONIC/VDL
CALIPER

Permanent Datum	G.L.	Elevation above perm. datum	Elevation
Log Measured From	G.L. 0'		K.B.
Drilling Measured From	G.L		D.F.
			G.L.

Date	08/04/2015		
Run Number	ONE		
Depth Driller	760'		
Depth Logger	759'		
Bottom Logged Interval	759'		
Top Log Interval	10'		
Casing Driller	12" @ 20'		
Casing Logger	20'		
Bit Size	10 5/8"		
Type Fluid in Hole	BENTONITE		
Density / Viscosity	9.0 / 32		
pH / Fluid Loss	7.5 / N/A		
Source of Sample	PIT		
Rm @ Meas. Temp	7.80 @ 75 F		
Rmf @ Meas. Temp	7.63 @ 75 F		
Rmc @ Meas. Temp	N/A		
Source of Rmf / Rmc	MEASURE		
Rm @ BHT	N/A		
Time Circulation Stopped	2 HRS		
Time Logger on Bottom	8:20 PM		
Max. Recorded Temperature	N/A		
Equipment Number	PS-8		
Location	LA		
Recorded By	AFOH		
Witnessed By	J. ORECHWA		

<<< Fold Here >>>

All interpretations are opinions based on inferences from electrical or other measurements and we cannot and do not guarantee the accuracy or correctness of any interpretation, and we shall not, except in the case of gross or willful negligence on our part, be liable or responsible for any loss, costs, damages, or expenses incurred or sustained by anyone resulting from any interpretation made by any of our officers, agents or employees. These interpretations are also subject to our general terms and conditions set out in our current Price Schedule.

Comments

Calibration Report

Database File 20039.db
Dataset Pathname LL3
Dataset Creation Tue Aug 04 21:04:12 2015

Gamma Ray Calibration Report

Serial Number:	12	
Tool Model:	GROH	
Performed:	Thu Mar 06 15:29:58 2014	
Calibrator Value:	162.0	GAPI
Background Reading:	54.1	
Calibrator Reading:	193.3	
Sensitivity:	1.1641	GAPI/

RLL3 (Resistivity Laterolog 3) Calibration Report:

Serial Number:	231	
Tool Model:	M&W	
Performed:	Thu Jun 04 17:55:15 2015	

System Reading	Calibration Reference	
0.005	2.500	Ohm-m
0.009	5.000	
0.094	50.000	
0.482	250.000	
0.944	500.000	

Database File	20039.db
Dataset Pathname	LL3
Presentation Format	guard
Dataset Creation	Tue Aug 04 21:04:12 2015
Charted by	Depth in Feet scaled 1:240

70	Gamma-Ray (GAPI)	170

0	RSN (Ohm-m)	200
0	RLN (Ohm-m)	200
0	RMF (Ohm-m)	200
0	RLL3 (Ohm-m)	200
200	RLL3 x 10 (Ohm-m)	2000
200	RSN x 10 (Ohm-m)	2000
200	RLN x 10 (Ohm-m)	2000

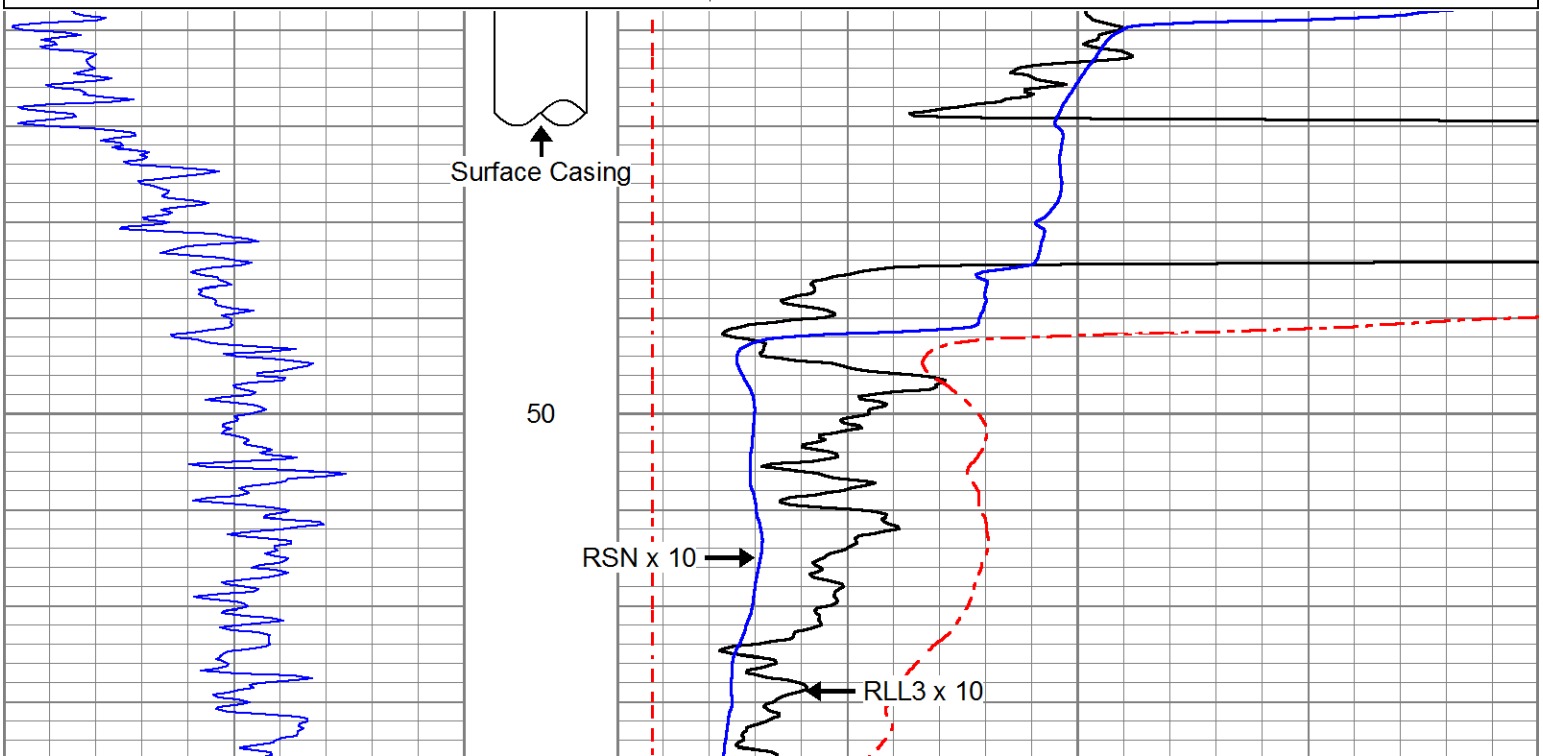

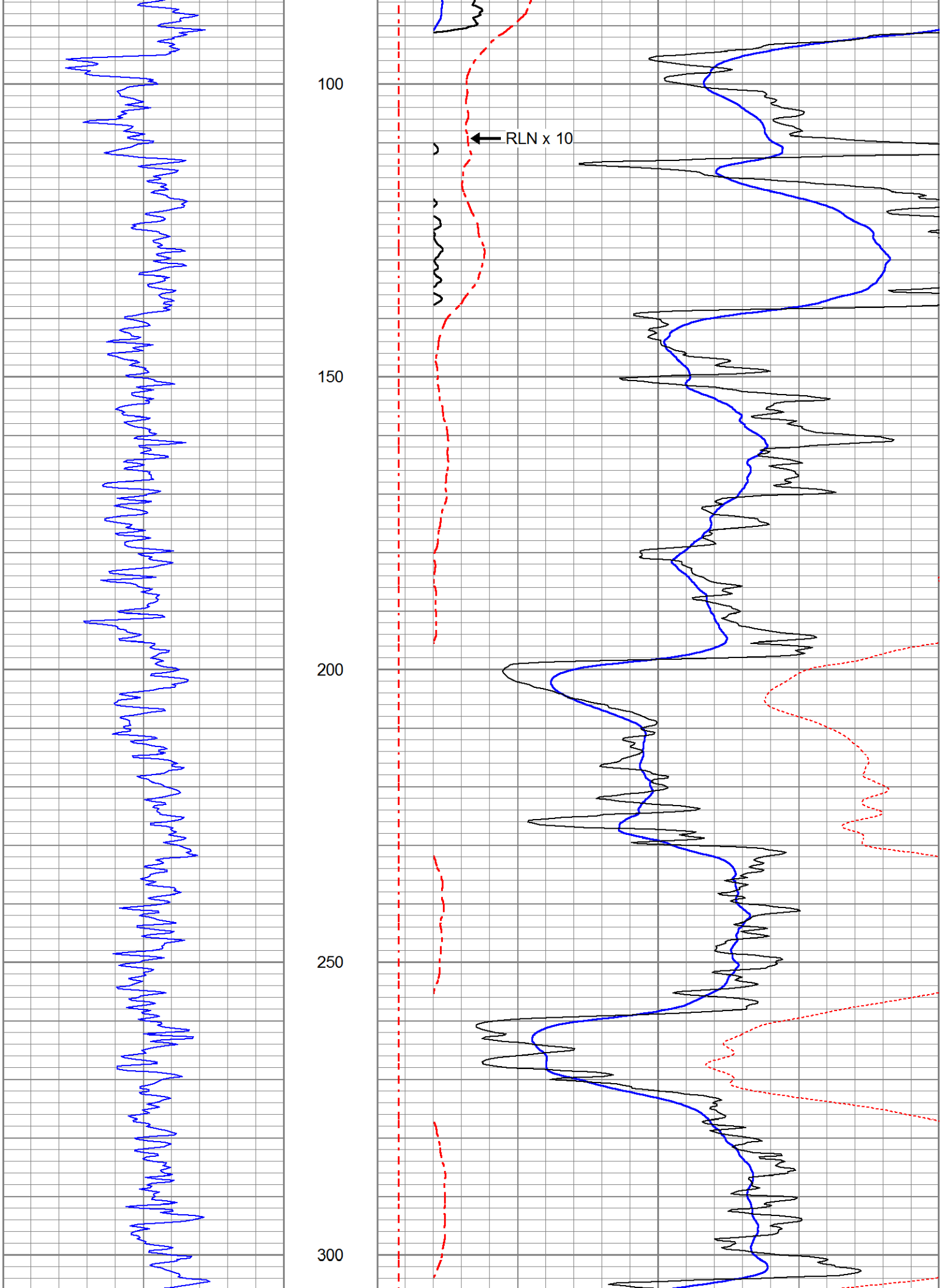
100
150
200
250
300
RLN x 10

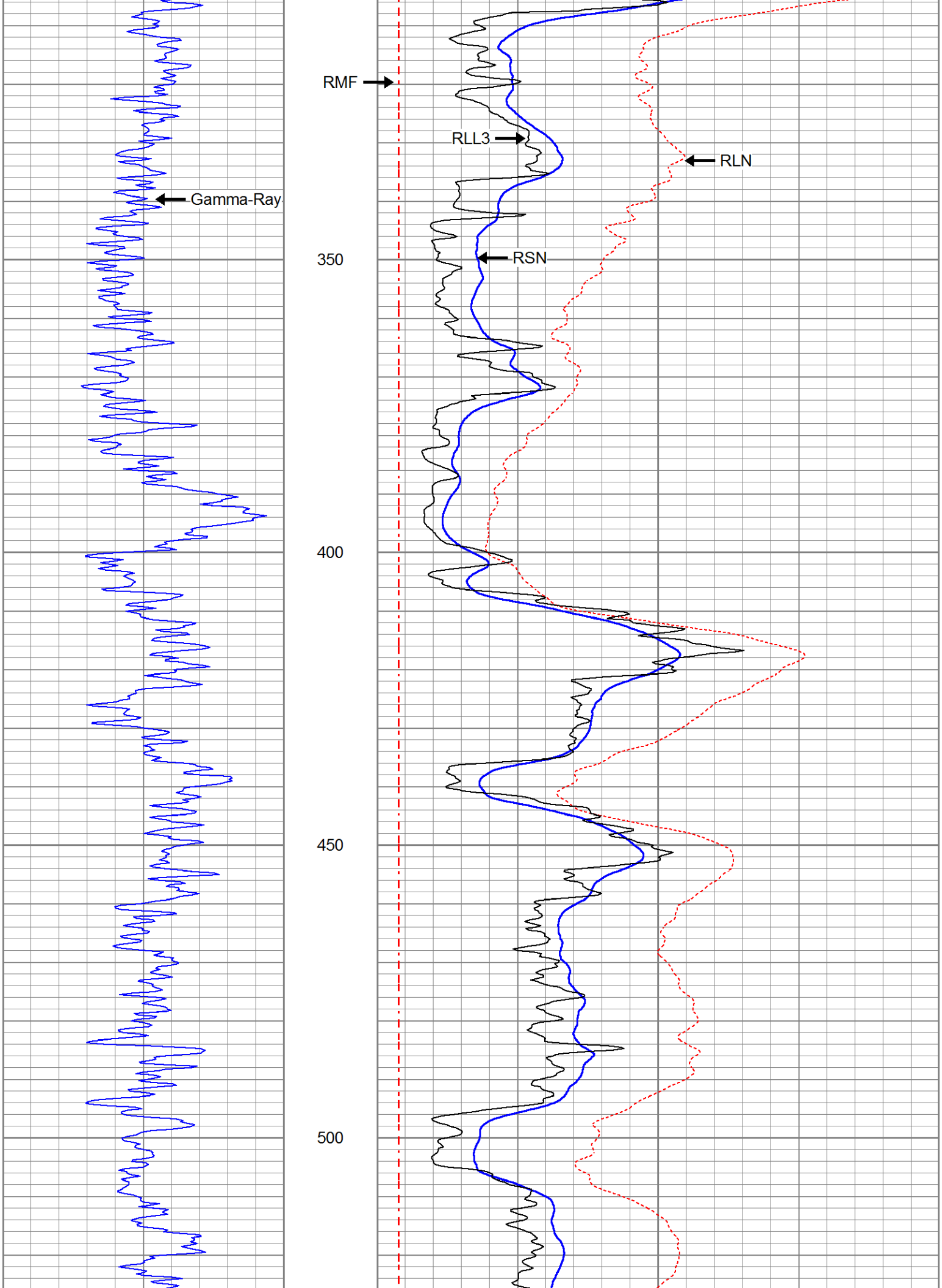
Gamma-Ray
RMF
RLL3
RLN
RSN
350
400
450
500

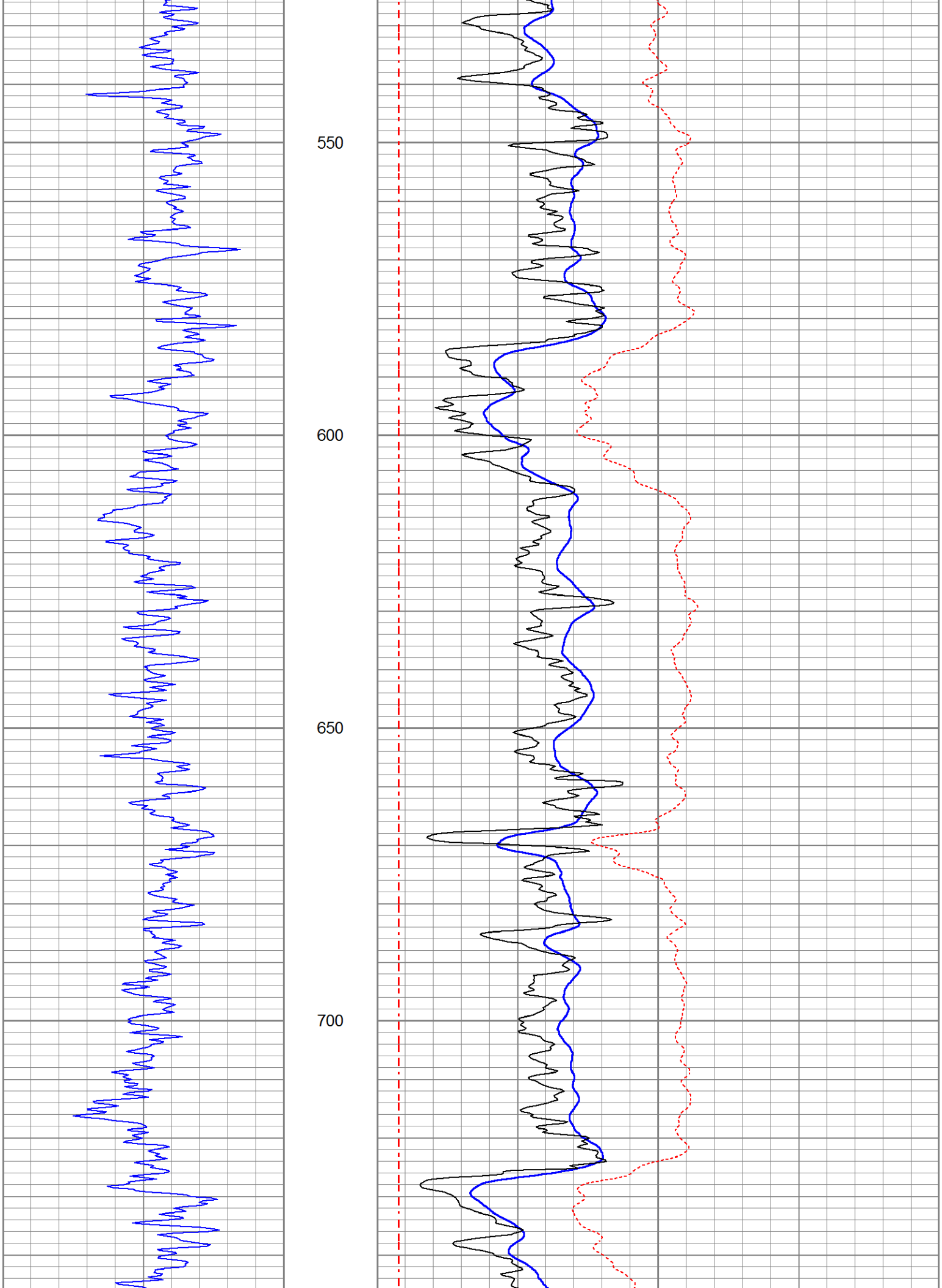
550
600
650
700

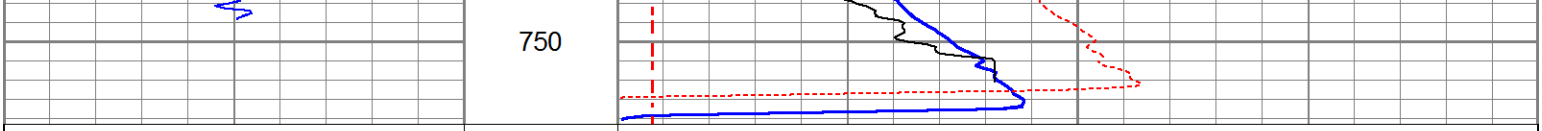

750

70	Gamma-Ray (GAPI)	170	0	RSN (Ohm-m)	200
			0	RLN (Ohm-m)	200
			0	RMF (Ohm-m)	200
			0	RLL3 (Ohm-m)	200
			200	RLL3 x 10 (Ohm-m)	2000
			200	RSN x 10 (Ohm-m)	2000
			200	RLN x 10 (Ohm-m)	2000

PACIFIC SURVEYS

SONIC VELOCITY VARIABLE DENSITY

Job No. 20039

File No.

Company	NATIONAL EWP
Well	MW-8
Field	FONTANA
County	SAN BERNARDINO State CA

Location:
0.5 MILE NORTH OF LOCUST AVE & W BASE LINE RD
GPS: N34o 07' 28" W117o 24' 27"

Other Services:
ELOG
CALIPER
GRLL3

Sec. Twp. Rge.

Permanent Datum	G.L.		Elevation above perm. datum	Elevation
Log Measured From	G.L.	0'		K.B.
Drilling Measured From	G.L.			D.F.
				G.L.

Date	08/04/2015
Run Number	ONE
Depth Driller	760'
Depth Logger	759'
Bottom Logged Interval	759'
Top Log Interval	0'
Casing Driller	12" @ 20'
Casing Logger	20'
Bit Size	10 5/8"
Type Fluid in Hole	BENTONITE
Density / Viscosity	9.0 / 32
pH / Fluid Loss	7.5 / N/A
Source of Sample	PIT
Rm @ Meas. Temp	7.80 @ 75 F
Rmf @ Meas. Temp	7.63 @ 75 F
Rmc @ Meas. Temp	N/A
Source of Rmf / Rmc	MEASURE
Rm @ BHT	N/A
Time Circulation Stopped	2 HRS
Time Logger on Bottom	8:20 PM
Max. Recorded Temperature	N/A
Equipment Number	PS-8
Location	LA
Recorded By	AFOH
Witnessed By	J. ORECHWA

<< Field Header >>>

All interpretations are opinions based on inferences from electrical or other measurements and we cannot and do not guarantee the accuracy or correctness of any interpretation, and we shall not be liable or responsible for any loss, costs, damages or expenses incurred or sustained by anyone resulting from any interpretation made by any of our officers, agents or employees. These interpretations are also subject to our general terms and conditions set out in our current Price Schedule.

Comments

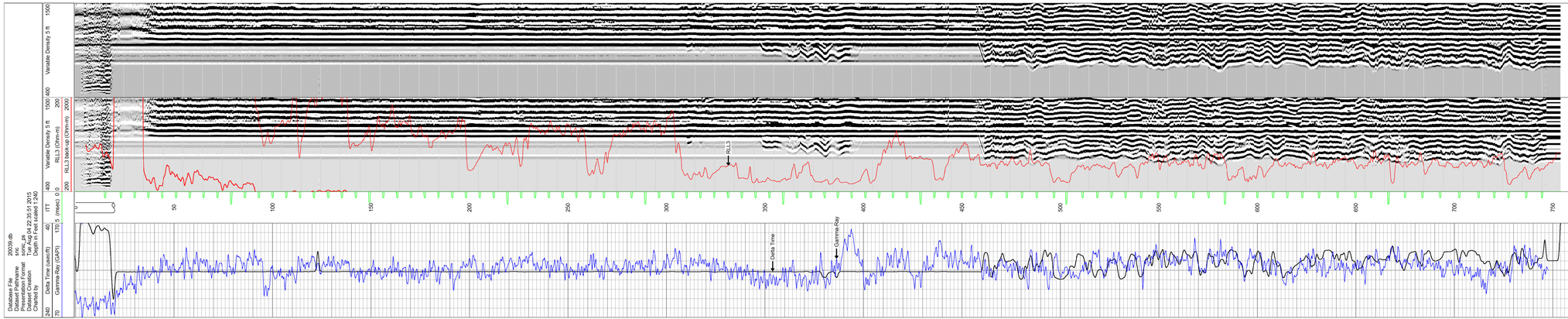

PACIFIC SURVEYS

SONIC VELOCITY VARIABLE DENSITY

Job No.
20039

File No.

Company NATIONAL EWP
Well MW-8
Field FONTANA
County SAN BERNARDINO State CA

Location:

0.5 MILE NORTH OF LOCUST AVE & W BASE LINE RD
GPS: N34o 07' 28" W117o 24' 27"

Sec. Twp. Rge.

Other Services:

ELOG
CALIPER
GR/LL3

Permanent Datum	G.L.	Elevation above perm. datum	Elevation
Log Measured From	G.L. 0'		K.B.
Drilling Measured From	G.L		D.F.
			G.L.

Date	08/04/2015		
Run Number	ONE		
Depth Driller	760'		
Depth Logger	759'		
Bottom Logged Interval	759'		
Top Log Interval	0'		
Casing Driller	12" @ 20'		
Casing Logger	20'		
Bit Size	10 5/8"		
Type Fluid in Hole	BENTONITE		
Density / Viscosity	9.0 / 32		
pH / Fluid Loss	7.5 / N/A		
Source of Sample	PIT		
Rm @ Meas. Temp	7.80 @ 75 F		
Rmf @ Meas. Temp	7.63 @ 75 F		
Rmc @ Meas. Temp	N/A		
Source of Rmf / Rmc	MEASURE		
Rm @ BHT	N/A		
Time Circulation Stopped	2 HRS		
Time Logger on Bottom	8:20 PM		
Max. Recorded Temperature	N/A		
Equipment Number	PS-8		
Location	LA		
Recorded By	AFOH		
Witnessed By	J. ORECHWA		

<<< Fold Here >>>

All interpretations are opinions based on inferences from electrical or other measurements and we cannot and do not guarantee the accuracy or correctness of any interpretation, and we shall not, except in the case of gross or willful negligence on our part, be liable or responsible for any loss, costs, damages, or expenses incurred or sustained by anyone resulting from any interpretation made by any of our officers, agents or employees. These interpretations are also subject to our general terms and conditions set out in our current Price Schedule.

Comments

Database File 20039.db
Dataset Pathname snc
Presentation Format sonic_ps
Dataset Creation Tue Aug 04 22:35:51 2015
Charted by Depth in Feet scaled 1:240

240	Delta Time (usec/ft)	40	ITT		400	Variable Density 5 ft	1500	400	Variable Density 5 ft	1500
70	Gamma-Ray (GAPI)	170	5 (msec)	0	0	RLL3 (Ohm-m)	200			
					200	RLL3 back-up (Ohm-m)	2000			

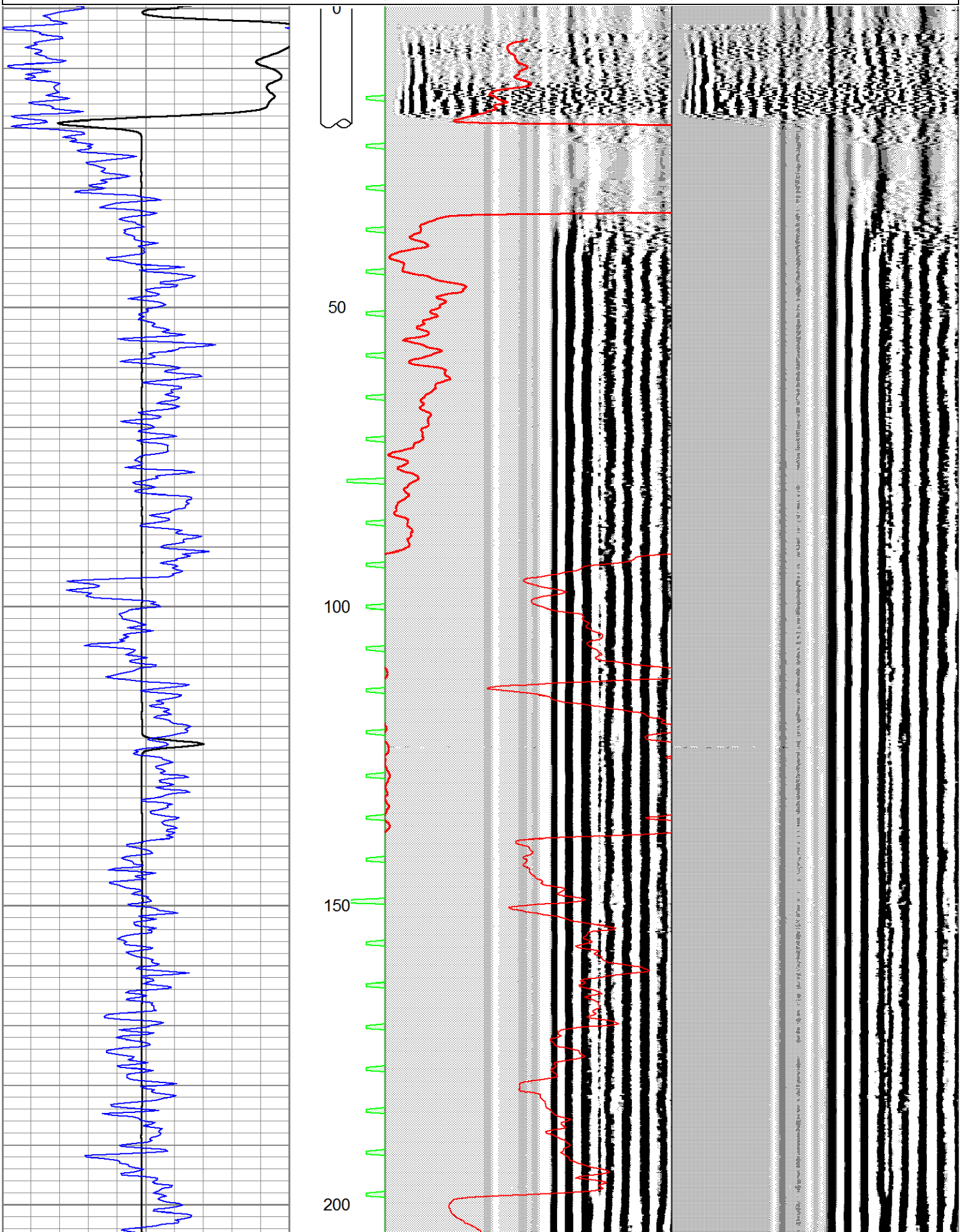

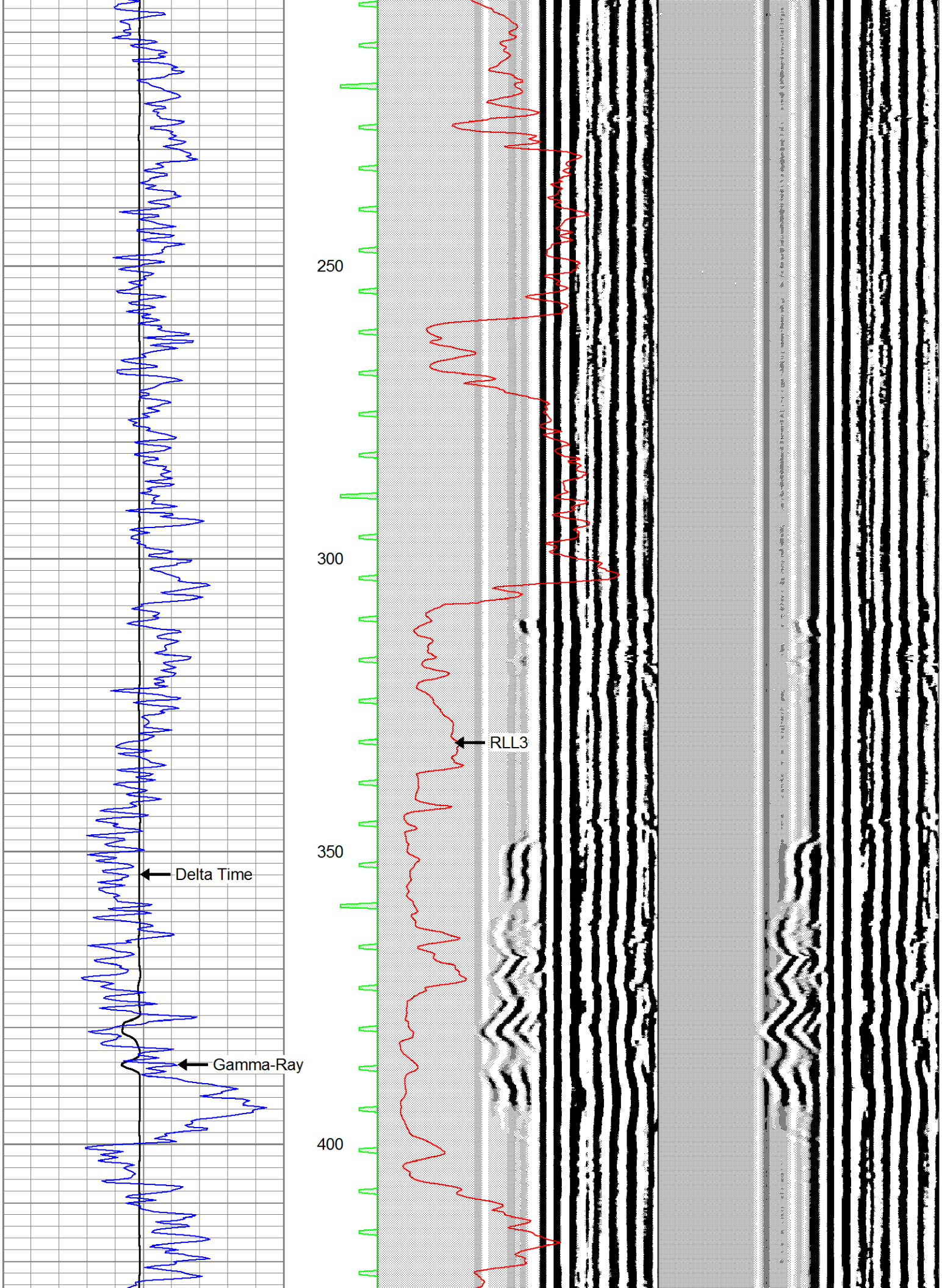
250
300
350
400
RLL3
Delta Time
Gamma-Ray

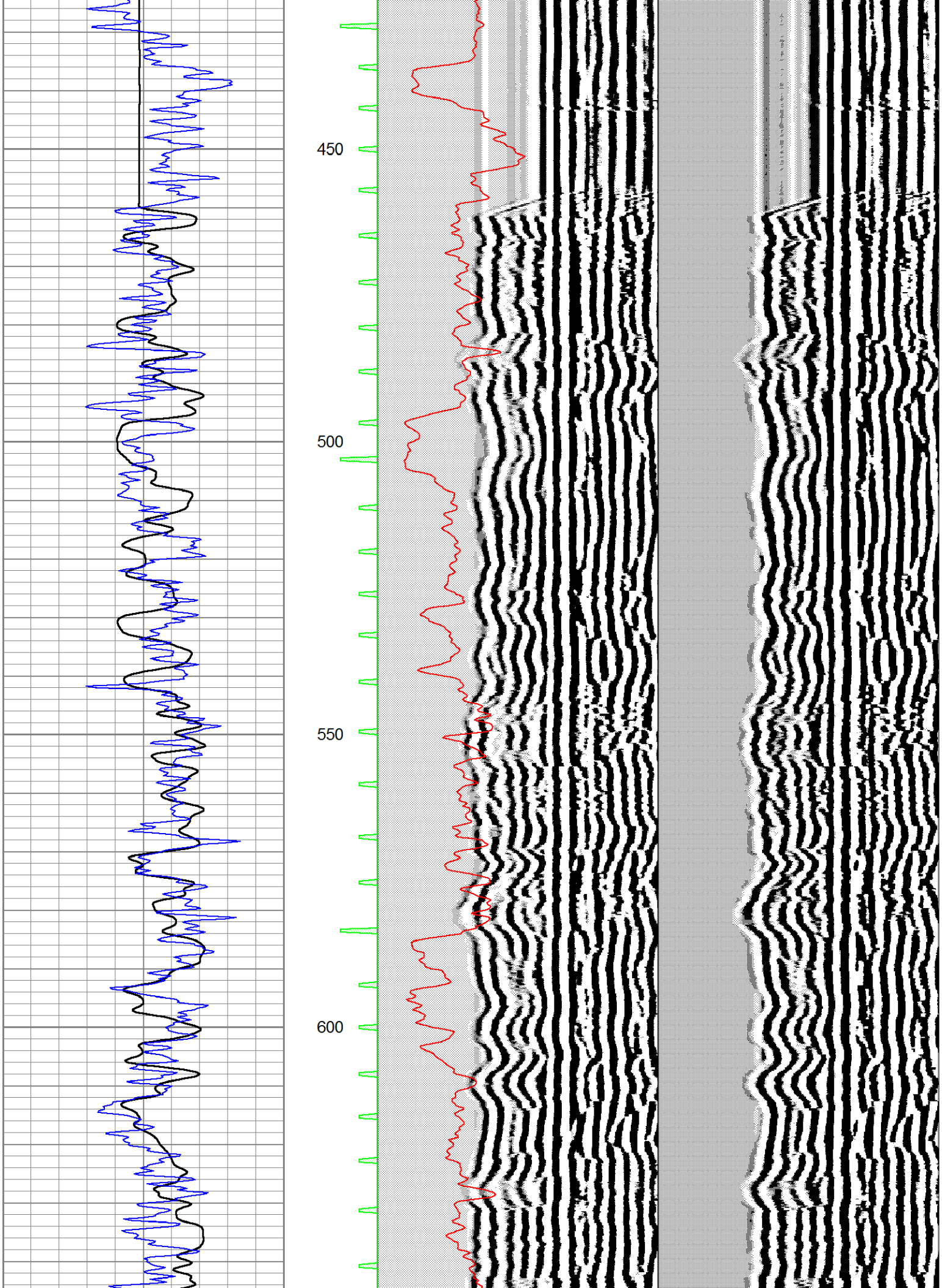
450
500
550
600

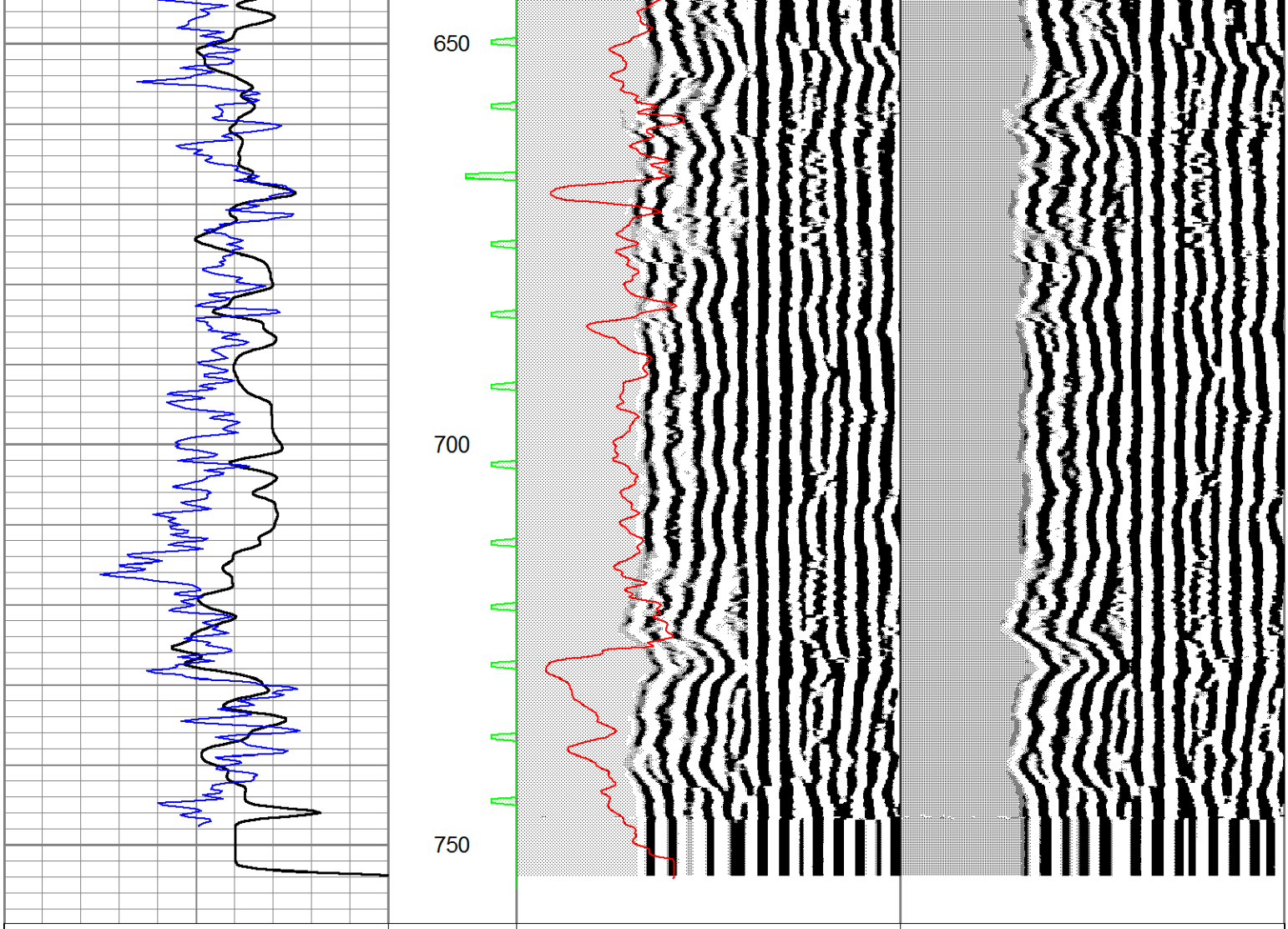

240	Delta Time (usec/ft)	40	ITT	400	Variable Density 5 ft	1500	400	Variable Density 5 ft	1500
70	Gamma-Ray (GAPI)	170	5 (msec) 0	0	RLL3 (Ohm-m)	200			
				200	RLL3 back-up (Ohm-m)	2000			

First American Commitment	ALTA Commitment for Title Insurance ISSUED BY **First American Title Insurance Company** File No: NCS-995862-A-ONT1

COMMITMENT FOR TITLE INSURANCE

Issued By

FIRST AMERICAN TITLE INSURANCE COMPANY

NOTICE

IMPORTANT-READ CAREFULLY: THIS COMMITMENT IS AN OFFER TO ISSUE ONE OR MORE TITLE INSURANCE POLICIES. ALL CLAIMS OR REMEDIES SOUGHT AGAINST THE COMPANY INVOLVING THE CONTENT OF THIS COMMITMENT OR THE POLICY MUST BE BASED SOLELY IN CONTRACT.

THIS COMMITMENT IS NOT AN ABSTRACT OF TITLE, REPORT OF THE CONDITION OF TITLE, LEGAL OPINION, OPINION OF TITLE, OR OTHER REPRESENTATION OF THE STATUS OF TITLE. THE PROCEDURES USED BY THE COMPANY TO DETERMINE INSURABILITY OF THE TITLE, INCLUDING ANY SEARCH AND EXAMINATION, ARE PROPRIETARY TO THE COMPANY, WERE PERFORMED SOLELY FOR THE BENEFIT OF THE COMPANY, AND CREATE NO EXTRACONTRACTUAL LIABILITY TO ANY PERSON, INCLUDING A PROPOSED INSURED.

THE COMPANY'S OBLIGATION UNDER THIS COMMITMENT IS TO ISSUE A POLICY TO A PROPOSED INSURED IDENTIFIED IN SCHEDULE A IN ACCORDANCE WITH THE TERMS AND PROVISIONS OF THIS COMMITMENT. THE COMPANY HAS NO LIABILITY OR OBLIGATION INVOLVING THE CONTENT OF THIS COMMITMENT TO ANY OTHER PERSON.

COMMITMENT TO ISSUE POLICY

Subject to the Notice; Schedule B, Part I-Requirements; Schedule B, Part II-Exceptions; and the Commitment Conditions, ***First American Title Insurance Company***, a Nebraska Corporation (the "Company"), commits to issue the Policy according to the terms and provisions of this Commitment. This Commitment is effective as of the Commitment Date shown in Schedule A for each Policy described in Schedule A, only when the Company has entered in Schedule A both the specified dollar amount as the Proposed Policy Amount and the name of the Proposed Insured.

If all of the Schedule B, Part I-Requirements have not been met within six months after the Commitment Date, this Commitment terminates and the Company's liability and obligation end.

First American Title Insurance Company

Dennis J. Gilmore, President

Greg L. Smith, Secretary

If this jacket was created electronically, it constitutes an original document.

This page is only a part of a 2016 ALTA® Commitment for Title Insurance issued by First American Title Insurance Company. This Commitment is not valid without the Notice; the Commitment to Issue Policy; the Commitment Conditions; Schedule A; Schedule B, Part I-Requirements; Schedule B, Part II-Exceptions.

Copyright 2006-2016 American Land Title Association. All rights reserved.

The use of this Form (or any derivative thereof) is restricted to ALTA licensees and ALTA members in good standing as of the date of use. All other uses are prohibited. Reprinted under license from the American Land Title Association.

COMMITMENT CONDITIONS

1. DEFINITIONS

(a) "Knowledge" or "Known": Actual or imputed knowledge, but not constructive notice imparted by the Public Records.
(b) "Land": The land described in Schedule A and affixed improvements that by law constitute real property. The term "Land" does not include any property beyond the lines of the area described in Schedule A, nor any right, title, interest, estate, or easement in abutting streets, roads, avenues, alleys, lanes, ways, or waterways, but this does not modify or limit the extent that a right of access to and from the Land is to be insured by the Policy.
(c) "Mortgage": A mortgage, deed of trust, or other security instrument, including one evidenced by electronic means authorized by law.
(d) "Policy": Each contract of title insurance, in a form adopted by the American Land Title Association, issued or to be issued by the Company pursuant to this Commitment.
(e) "Proposed Insured": Each person identified in Schedule A as the Proposed Insured of each Policy to be issued pursuant to this Commitment.
(f) "Proposed Policy Amount": Each dollar amount specified in Schedule A as the Proposed Policy Amount of each Policy to be issued pursuant to this Commitment.
(g) "Public Records": Records established under state statutes at the Commitment Date for the purpose of imparting constructive notice of matters relating to real property to purchasers for value and without Knowledge.
(h) "Title": The estate or interest described in Schedule A.

2. If all of the Schedule B, Part I—Requirements have not been met within the time period specified in the Commitment to Issue Policy, this Commitment terminates and the Company's liability and obligation end.

3. The Company's liability and obligation is limited by and this Commitment is not valid without:
(a) the Notice;
(b) the Commitment to Issue Policy;
(c) the Commitment Conditions;
(d) Schedule A;
(e) Schedule B, Part I—Requirements; and
(f) Schedule B, Part II—Exceptions.

4. COMPANY'S RIGHT TO AMEND

The Company may amend this Commitment at any time. If the Company amends this Commitment to add a defect, lien, encumbrance, adverse claim, or other matter recorded in the Public Records prior to the Commitment Date, any liability of the Company is limited by Commitment Condition 5. The Company shall not be liable for any other amendment to this Commitment.

5. LIMITATIONS OF LIABILITY

(a) The Company's liability under Commitment Condition 4 is limited to the Proposed Insured's actual expense incurred in the interval between the Company's delivery to the Proposed Insured of the Commitment and the delivery of the amended Commitment, resulting from the Proposed Insured's good faith reliance to:
  (i) comply with the Schedule B, Part I—Requirements;
  (ii) eliminate, with the Company's written consent, any Schedule B, Part II—Exceptions; or
  (iii) acquire the Title or create the Mortgage covered by this Commitment.
(b) The Company shall not be liable under Commitment Condition 5(a) if the Proposed Insured requested the amendment or had Knowledge of the matter and did not notify the Company about it in writing.
(c) The Company will only have liability under Commitment Condition 4 if the Proposed Insured would not have incurred the expense had the Commitment included the added matter when the Commitment was first delivered to the Proposed Insured.
(d) The Company's liability shall not exceed the lesser of the Proposed Insured's actual expense incurred in good faith and described in Commitment Conditions 5(a)(i) through 5(a)(iii) or the Proposed Policy Amount.
(e) The Company shall not be liable for the content of the Transaction Identification Data, if any.
(f) In no event shall the Company be obligated to issue the Policy referred to in this Commitment unless all of the Schedule B, Part I—Requirements have been met to the satisfaction of the Company.
(g) In any event, the Company's liability is limited by the terms and provisions of the Policy.

Copyright 2006-2016 American Land Title Association. All rights reserved.

The use of this Form (or any derivative thereof) is restricted to ALTA licensees and ALTA members in good standing as of the date of use. All other uses are prohibited. Reprinted under license from the American Land Title Association.

6. LIABILITY OF THE COMPANY MUST BE BASED ON THIS COMMITMENT

(a) Only a Proposed Insured identified in Schedule A, and no other person, may make a claim under this Commitment.
(b) Any claim must be based in contract and must be restricted solely to the terms and provisions of this Commitment.
(c) Until the Policy is issued, this Commitment, as last revised, is the exclusive and entire agreement between the parties with respect to the subject matter of this Commitment and supersedes all prior commitment negotiations, representations, and proposals of any kind, whether written or oral, express or implied, relating to the subject matter of this Commitment.
(d) The deletion or modification of any Schedule B, Part II—Exception does not constitute an agreement or obligation to provide coverage beyond the terms and provisions of this Commitment or the Policy.
(e) Any amendment or endorsement to this Commitment must be in writing and authenticated by a person authorized by the Company.
(f) When the Policy is issued, all liability and obligation under this Commitment will end and the Company's only liability will be under the Policy.

7. IF THIS COMMITMENT HAS BEEN ISSUED BY AN ISSUING AGENT

The issuing agent is the Company's agent only for the limited purpose of issuing title insurance commitments and policies. The issuing agent is not the Company's agent for the purpose of providing closing or settlement services.

8. PRO-FORMA POLICY

The Company may provide, at the request of a Proposed Insured, a pro-forma policy illustrating the coverage that the Company may provide. A pro-forma policy neither reflects the status of Title at the time that the pro-forma policy is delivered to a Proposed Insured, nor is it a commitment to insure.

9. ARBITRATION

Arbitration provision intentionally removed.

This page is only a part of a 2016 ALTA® Commitment for Title Insurance issued by First American Title Insurance Company. This Commitment is not valid without the Notice; the Commitment to Issue Policy; the Commitment Conditions; Schedule A; Schedule B, Part I-Requirements; Schedule B, Part II-Exceptions.

Copyright 2006-2016 American Land Title Association. All rights reserved.

The use of this Form (or any derivative thereof) is restricted to ALTA licensees and ALTA members in good standing as of the date of use. All other uses are prohibited. Reprinted under license from the American Land Title Association.

Transaction Identification Data for reference only:

Issuing Agent: First American Title Insurance Company National Commercial Services
Commitment No.: NCS-995862-A-ONT1
Property Address: 1119-241-10, 13, 18, 25 to 27, Fontana, CA
Revision No.:

Issuing Office: 3281 E Guasti Road, Suite 440, Ontario, CA 91761
Issuing Office File No.: NCS-995862-A-ONT1
Escrow Officer/Assistant: /
Phone: /
Email: /
Title Officer/Assistant: Greg Franke/Erin West
Phone: (909)510-6200/(909)510-6215
Email: gfranke@firstam.com/ewest@firstam.com

SCHEDULE A

1. Commitment Date: December 09, 2020 at 7:30 AM
2. Policy to be issued:

   (a) ☐ 2006 ALTA® Policy
   Proposed Insured:
   Proposed Policy Amount: $

   (b) ☐ 2006 ALTA® Policy
   Proposed Insured:
   Proposed Policy Amount: $

   (c) ☐ 2006 ALTA® Policy
   Proposed Insured:
   Proposed Policy Amount: $

3. The estate or interest in the Land described or referred to in this Commitment is

   Fee

4. The Title is, at the Commitment Date, vested in:

   Sam Reveles and Rosa M. Reveles, Trustees Of The Sam & Rosa Reveles Living Trust Established U/D/T Dated March 3, 2003, as to Tract One;
   Thomas Edward Davis and Sharie A. Davis, husband and wife as joint tenants, as to Tract Two;
   ATS Specialized, Inc., a Minnesota Corporation, as to Tract Three; and
   Windflow Holdings LLC, a California limited liability company, as to Tract Four

5. The Land is described as follows:

   See Exhibit "A" attached hereto and made a part hereof

Copyright 2006-2016 American Land Title Association. All rights reserved.

The use of this Form (or any derivative thereof) is restricted to ALTA licensees and ALTA members in good standing as of the date of use. All other uses are prohibited. Reprinted under license from the American Land Title Association.

Commitment No.: NCS-995862-A-ONT1

SCHEDULE B, PART I

Requirements

All of the following Requirements must be met:

A. The Proposed Insured must notify the Company in writing of the name of any party not referred to in this Commitment who will obtain an interest in the Land or who will make a loan on the Land. The Company may then make additional Requirements or Exceptions.

B. Pay the agreed amount for the estate or interest to be insured.

C. Pay the premiums, fees, and charges for the Policy to the Company.

D. Documents satisfactory to the Company that convey the Title or create the Mortgage to be insured, or both, must be properly authorized, executed, delivered, and recorded in the Public Records.

E. Releases(s) or Reconveyance(s) of Item(s): 21, 22, 29, 30, 34, 35, 40, 44, 45, 46 and 47

F. Other: None

G. You must give us the following information:
   a. Any off record leases, surveys, etc.
   b. Statement(s) of Identity, all parties.
   c. Other:

With respect to the trust referred to in the vesting:

a. A certification pursuant to Section 18100.5 of the California Probate Code in a form satisfactory to the Company.
b. Copies of those excerpts from the original trust documents and amendments thereto which designate the trustee and confer upon the trustee the power to act in the pending transaction.
c. Other requirements which the Company may impose following its review of the material required herein and other information which the Company may require.

The following additional requirements, as indicated by "X", must be met:

[X] H. Provide information regarding any off-record matters, which may include, but are not limited to: leases, recent works of improvement, or commitment statements in effect under the Environmental Responsibility Acceptance Act, Civil Code Section 850, et seq.

This page is only a part of a 2016 ALTA® Commitment for Title Insurance issued by First American Title Insurance Company. This Commitment is not valid without the Notice; the Commitment to Issue Policy; the Commitment Conditions; Schedule A; Schedule B, Part I-Requirements; Schedule B, Part II-Exceptions.

Copyright 2006-2016 American Land Title Association. All rights reserved.

The use of this Form (or any derivative thereof) is restricted to ALTA licensees and ALTA members in good standing as of the date of use. All other uses are prohibited. Reprinted under license from the American Land Title Association.

The Company's Owner's Affidavit form (as provided by the company) must be completed and submitted prior to close in order to satisfy this requirement. This Commitment will then be subject to such further exceptions and/or requirements as may be deemed necessary.

[] I. An ALTA/NSPS survey of recent date, which complies with the current minimum standard detail requirements for ALTA/NSPS land title surveys, must be submitted to the Company for review. This Commitment will then be subject to such further exceptions and/or requirements as may be deemed necessary.

[X] J. The following LLC documentation is required from:

(i) a copy of the Articles of Organization
(ii) a copy of the Operating Agreement, if applicable
(iii) a Certificate of Good Standing and/or other evidence of current Authority to Conduct Business within the State
(iv) express Company Consent to the current transaction

[] K. The following partnership documentation is required **:**

(i) a copy of the partnership agreement, including all applicable amendments thereto
(ii) a Certificate of Good Standing and/or other evidence of current Authority to Conduct Business within the State
(iii) express Partnership Consent to the current transaction

[X] L. The following corporation documentation is required:

(i) a copy of the Articles of Incorporation
(ii) a copy of the Bylaws, including all applicable Amendments thereto
(iii) a Certificate of Good Standing and/or other evidence of current Authority to Conduct Business within the State
(iv) express Corporate Resolution consenting to the current transaction

[X] M. Based upon the Company's review of that certain partnership/operating agreement dated **Not disclosed** for the proposed insured herein, the following requirements must be met:
Any further amendments to said agreement must be submitted to the Company, together with an affidavit from one of the general partners or members stating that it is a true copy, that said partnership or limited liability company is in full force and effect, and that there have been no further amendments to the agreement. This Commitment will then be subject to such further requirements as may be deemed necessary.

[] N. A copy of the complete lease, as referenced in Schedule A, #3 herein, together with any amendments and/or assignments thereto, must be submitted to the Company for review, along with an affidavit executed by the present lessee stating that it is a true copy, that the lease is in full force and effect, and that there have been no further amendments to the lease. This Commitment will then be subject to such further requirements as may be deemed necessary.

Copyright 2006-2016 American Land Title Association. All rights reserved.

The use of this Form (or any derivative thereof) is restricted to ALTA licensees and ALTA members in good standing as of the date of use. All other uses are prohibited. Reprinted under license from the American Land Title Association.

[X] O. Approval from the Company's Underwriting Department must be obtained for issuance of the policy contemplated herein and any endorsements requested thereunder. This Commitment will then be subject to such further requirements as may be required to obtain such approval.

[] P. Potential additional requirements, if ALTA Extended coverage is contemplated hereunder, and work on the land has commenced prior to close, some or all of the following requirements, and any other requirements which may be deemed necessary, may need to be met:

[X] Q. The Company's "Indemnity Agreement I" must be executed by the appropriate parties.

[X] R. Financial statements from the appropriate parties must be submitted to the Company for review.

[X] S. A copy of the construction contract must be submitted to the Company for review.

[X] T. An inspection of the Land must be performed by the Company for verification of the phase of construction.

[X] U. The Company's "Mechanic's Lien Risk Addendum" form must be completed by a Company employee, based upon information furnished by the appropriate parties involved.

Copyright 2006-2016 American Land Title Association. All rights reserved.

The use of this Form (or any derivative thereof) is restricted to ALTA licensees and ALTA members in good standing as of the date of use. All other uses are prohibited. Reprinted under license from the American Land Title Association.

Commitment No.: NCS-995862-A-ONT1

SCHEDULE B, PART II

Exceptions

THIS COMMITMENT DOES NOT REPUBLISH ANY COVENANT, CONDITION, RESTRICTION, OR LIMITATION CONTAINED IN ANY DOCUMENT REFERRED TO IN THIS COMMITMENT TO THE EXTENT THAT THE SPECIFIC COVENANT, CONDITION, RESTRICTION, OR LIMITATION VIOLATES STATE OR FEDERAL LAW BASED ON RACE, COLOR, RELIGION, SEX, SEXUAL ORIENTATION, GENDER IDENTITY, HANDICAP, FAMILIAL STATUS, OR NATIONAL ORIGIN.

The Policy will not insure against loss or damage resulting from the terms and provisions of any lease or easement identified in Schedule A, and will include the following Exceptions unless cleared to the satisfaction of the Company:

1. Any defect, lien, encumbrance, adverse claim, or other matter that appears for the first time in the Public Records or is created, attaches, or is disclosed between the Commitment Date and the date on which all of the Schedule B, Part I-Requirements are met.

2. (a) Taxes or assessments that are not shown as existing liens by the records of any taxing authority that levies taxes or assessments on real property or by the Public Records; (b) proceedings by a public agency that may result in taxes or assessments, or notices of such proceedings, whether or not shown by the records of such agency or by the Public Records.

3. Any facts, rights, interests, or claims that are not shown by the Public Records but that could be ascertained by an inspection of the Land or that may be asserted by persons in possession of the Land.

4. Easements, liens or encumbrances, or claims thereof, not shown by the Public Records.

5. Any encroachment, encumbrance, violation, variation, or adverse circumstance affecting the Title that would be disclosed by an accurate and complete land survey of the Land and not shown by the Public Records.

6. (a) Unpatented mining claims; (b) reservations or exceptions in patents or in Acts authorizing the issuance thereof; (c) water rights, claims or title to water, whether or not the matters excepted under (a), (b), or (c) are shown by the Public Records.

This page is only a part of a 2016 ALTA® Commitment for Title Insurance issued by First American Title Insurance Company. This Commitment is not valid without the Notice; the Commitment to Issue Policy; the Commitment Conditions; Schedule A; Schedule B, Part I-Requirements; Schedule B, Part II-Exceptions.

Copyright 2006-2016 American Land Title Association. All rights reserved.

The use of this Form (or any derivative thereof) is restricted to ALTA licensees and ALTA members in good standing as of the date of use. All other uses are prohibited. Reprinted under license from the American Land Title Association.

7. General and special taxes and assessments for the fiscal year 2020-2021.

First Installment:	$2,614.84, DELINQUENT
Penalty:	$261.48
Second Installment:	$2,614.83, OPEN
Penalty:	$0.00
Tax Rate Area:	010078
A. P. No.:	1119-241-13-0-000

(Affects Tract One)

8. General and special taxes and assessments for the fiscal year 2020-2021.

First Installment:	$3,374.40, PAID
Penalty:	$0.00
Second Installment:	$3,374.38, OPEN
Penalty:	$0.00
Tax Rate Area:	010078
A. P. No.:	1119-241-25-0-000

(Affects Parcel A of Tract Two)

9. General and special taxes and assessments for the fiscal year 2020-2021.

First Installment:	$460.08, PAID
Penalty:	$0.00
Second Installment:	$460.06, OPEN
Penalty:	$0.00
Tax Rate Area:	010078
A. P. No.:	1119-241-26-0-000

(Affects Parcel B of Tract Two)

10. General and special taxes and assessments for the fiscal year 2020-2021.

First Installment:	$460.08, PAID
Penalty:	$0.00
Second Installment:	$460.06, OPEN
Penalty:	$0.00
Tax Rate Area:	010078
A. P. No.:	1119-241-27-0-000

(Affects Parcel C of Tract Two)

11. The lien of special tax assessed pursuant to Chapter 2.5 commencing with Section 53311 of the California Government Code for Community Facilities District No. 87-1, as disclosed by Notice of Special Tax Lien recorded February 24, 1988 as Instrument No. 88-056035 of Official Records.

(Affects Tract Four)

Copyright 2006-2016 American Land Title Association. All rights reserved.

The use of this Form (or any derivative thereof) is restricted to ALTA licensees and ALTA members in good standing as of the date of use. All other uses are prohibited. Reprinted under license from the American Land Title Association.

12. The lien of special tax assessed pursuant to Chapter 2.5 commencing with Section 53311 of the California Government Code for Community Facilities District No. 87-2, as disclosed by Notice of Special Tax Lien recorded March 07, 1988 as Instrument No. 88-069091 of Official Records.

    (Affects Tracts One, Three and Four)

13. The lien of supplemental taxes, if any, assessed pursuant to Chapter 3.5 commencing with Section 75 of the California Revenue and Taxation Code.

14. A right of way for ditches and canals as reserved by the United States of America in the patent recorded May 01, 1902 in Book G of Patents, Page 42.

    (Affects Tracts Two, Three and Four)

15. An easement for pipe lines, power lines and incidental purposes, recorded January 10, 1925 in Book 877 of Deeds, Page 316 and May 05, 1925 in Book 875.
    In Favor of: Fontana Farms Company
    Affects: As described therein

    (Affects Tract Two)

    The location of the easement cannot be determined from record information.

16. Covenants, conditions, restrictions and easements in the document recorded June 28, 1935 as Book 1067, Page 336 of Official Records, but deleting any covenant, condition or restriction indicating a preference, limitation or discrimination based on race, color, religion, sex, handicap, familial status, national origin, sexual orientation, marital status, ancestry, source of income or disability, to the extent such covenants, conditions or restrictions violate Title 42, Section 3604(c), of the United States Codes. Lawful restrictions under state and federal law on the age of occupants in senior housing or housing for older persons shall not be construed as restrictions based on familial status.

    (Affects All Tracts)

17. A reservation of all structures, fences, railway trackage, electrical and telephone systems and other improvements constructed by the United States and the right to remove the same, as contained in deed from United States of America to Edward F. Schultz, a widower, recorded May 13, 1947, in Book 2025, Page 417, Official Records.

    (Affects All Tracts)

18. An easement for underground conduits and incidental purposes in the document recorded June 26, 1981 as Instrument No. 81-141151 of Official Records.

    (Affects Tracts One and Two)

Copyright 2006-2016 American Land Title Association. All rights reserved.

The use of this Form (or any derivative thereof) is restricted to ALTA licensees and ALTA members in good standing as of the date of use. All other uses are prohibited. Reprinted under license from the American Land Title Association.

19. An easement for overhead and underground electrical supply systems and communications systems consisting of poles, guys and anchors, crossarms, wires, underground conduits, cables, vaults, manholes, handholes, and including above-ground enclosures, markers and concrete pads and other appurtenant fixtures and equipment necessary or useful for distributing electrical energy and for transmitting intelligence by electrical means and incidental purposes, recorded November 6, 1981 as Instrument No. 81-245749 of Official Records.

In Favor of:	Southern California Edison Company
Affects:	as described therein

(Affects Tracts Three and Four)

20. The fact that the land lies within the boundaries of the North Fontana Redevelopment Project Area, as disclosed by the document recorded December 28, 1982 as Instrument No. 82-259093 of Official Records.

(Affects All Tracts)

21. A deed of trust to secure an original indebtedness of $200,000.00 recorded January 07, 1986 as Instrument No. 86-003480 of Official Records.

Dated:	December 30, 1985
Trustor:	Samuel Reveles and Rosa Reveles, husband and wife
Trustee:	First American Title Insurance Company, a California corporation
Beneficiary:	William D. French and Shirley J. French, husband and wife as joint tenants

(Affects Tract One)

According to the public records, the beneficial interest under the deed of trust was assigned to The French Family Trust of 1988 signed 11/16/88 by assignment recorded November 17, 1993 as Instrument No. 93499036 of Official Records.

Document re-recorded August 08, 1994 as Instrument No. 94336538 of Official Records.

A document recorded March 03, 2014 as Instrument No. 2014-0079476 of Official Records provides that Shirley J. French was substituted as trustee under the deed of trust.

Said document was not executed by the correct parties of record.

The effect of a document entitled "Substitution of Trustee and Full Reconveyance", recorded March 03, 2014 as Instrument No. 2014-0079476 of Official Records.

Said document was not executed by the correct parties of record.

22. Any lien, assessment, and /or violation or enforcement of any law, ordinance, permit or governmental regulation arising from the document entitled Notice of Pendency of Administrative Proceeding and Lien on Property recorded September 14, 1987 as Instrument No. 87-321051 of Official Records.

(Affects Tract One)

Copyright 2006-2016 American Land Title Association. All rights reserved.

The use of this Form (or any derivative thereof) is restricted to ALTA licensees and ALTA members in good standing as of the date of use. All other uses are prohibited. Reprinted under license from the American Land Title Association.

23. An easement for public utilities and incidental purposes, recorded June 15, 1989 as Instrument No. 89-217193 of Official Records.

In Favor of:	Southern California Edison Company
Affects:	as described therein

(Affects Tract Four)

24. The terms, provisions and easement(s) contained in the document entitled "Reciprocal Ingress and Egress Easement and Maintenance Agreement" recorded August 30, 1991 as Instrument No. 91-332345 of Official Records.

(Affects Tracts One and Two)

The effect of a document entitled "Quitclaim Deed", recorded July 2, 1992 as Instrument No. 92-277512 of Official Records.

25. Easements, Covenants and Conditions contained in the deed from William D. French and Shirley J. French, husband and wife as joint tenants, and Cornelius A. Van Dam and Wilhelmina S. Van Dam, husband and wife as joint tenants, as Grantor, to Samuel Reveles and Rosa Reveles, husband and wife as joint tenants, as Grantee, recorded July 02, 1992 as Instrument No. 92-277510 of Official Records. Reference being made to the document for full particulars.

(Affects Tract One)

26. Terms and provisions of an unrecorded lease dated December 16, 2013, by and between Sam Reveles and Rosa M. Reveles, Trustees of the Sam & Rosa Reveles Living Trust established U/D/T March 3, 2003 as lessor and New Cingular Wireless PCS, LLC, a Delaware limited liability company as lessee, as disclosed by a Memorandum of Lease recorded March 05, 2014 as Instrument No. 2014-0082187 of Official Records.

(Affects Tract One)

Document(s) declaring modifications thereof recorded September 24, 2014 as Instrument No. 2014-0354121 of Official Records.

Defects, liens, encumbrances or other matters affecting the leasehold estate, whether or not shown by the public records are not shown herein.

27. An easement for street, highway and public utility purposes and incidental purposes, recorded September 30, 2014 as Instrument No. 2014-0364187 of Official Records.

In Favor of:	City of Fontana, a Municipal corporation
Affects:	as described therein

As affected by the rights, if any, of a city, public utility or special district to preserve a public easement in Mango Avenue as the same was vacated by the document recorded July 30, 2015 as Instrument No. 2015-0326997 of Official Records.

(Affects Parcel C of Tract Two)

Copyright 2006-2016 American Land Title Association. All rights reserved.

The use of this Form (or any derivative thereof) is restricted to ALTA licensees and ALTA members in good standing as of the date of use. All other uses are prohibited. Reprinted under license from the American Land Title Association.

28. An easement for street, highway and public utility and incidental purposes, recorded October 15, 2014 as Instrument No. 2014-0386587 of Official Records.

In Favor of:	City of Fontana, a Municipal Corporation
Affects:	as described therein

(Affects Tract Four)

29. A deed of trust to secure an original indebtedness of $465,500.00 recorded February 05, 2015 as Instrument No. 2015-0046633 Official Records.

Dated:	January 30, 2015
Trustor:	Thomas Edward Davis and Sharie A. Davis, husband and wife as Joint Tenants
Trustee:	First American Title Company, a California Corporation
Beneficiary:	Joann Davis, as Trustee of The Davis Family Trust Survivor Trust

(Affects portions of Parcels A, B and C of Tract Two)

A document recorded October 17, 2017 as Instrument No. 2017-0428750 of Official Records provides that the above document was subordinated to the document recorded October 17, 2017 as Instrument No. 2017-0428751 of Official Records.

30. A deed of trust to secure an original indebtedness of $65,700,000.00 recorded April 15, 2015 as Instrument No. 2015-0148798 Official Records.

Dated:	April 15, 2015
Trustor:	5885 Sierra Avenue Investors LLC, a Delaware Limited Liability Company
Trustee:	First American Title Insurance Company
Beneficiary:	5885 Sierra Avenue Investors LLC, a Delaware Limited Liability Company

(Affects portions of Parcels A, B and C of Tract Two and other property)

The above deed of trust states that it is a construction deed of trust.

A document recorded April 20, 2017 as Instrument No. 2017-0164955 of Official Records provides that the deed of trust or the obligation secured thereby has been modified.

A document recorded April 18, 2019 as Instrument No. 2019-0121922 of Official Records provides that 5885 Sierra Avenue Capital LLC, a Delaware Limited Liability Company was substituted as trustee under the deed of trust.

The effect of a document entitled "Substitution of Trustee and Full Reconveyance", recorded April 18, 2019 as Instrument No. 2019-0121922 Official Records.

Note: The Company will require satisfactory proof of full payment of the debt secured by said mortgage or deed of trust prior to removing this exception or insuring the contemplated transaction.

Copyright 2006-2016 American Land Title Association. All rights reserved.

The use of this Form (or any derivative thereof) is restricted to ALTA licensees and ALTA members in good standing as of the date of use. All other uses are prohibited. Reprinted under license from the American Land Title Association.

31. The terms and provisions contained in the document entitled "Memorandum of Agreement for Water Quality Management Plan and Storm Water BMP Transfer, Access and Maintenance" recorded May 18, 2015 as Instrument No. 2015-0203680 Official Records.

(Affects Tract Two)

32. The rights, if any, of a city, public utility or special district to preserve a public easement in Mango Avenue as the same was vacated by the document recorded July 30, 2015 as Instrument No. 2015-0326997 of Official Records.

(Affects Parcel C of Tract Two)

33. An easement for street, highway and public utility and incidental purposes, recorded August 25, 2015 as Instrument No. 2015-0363876 Official Records.

In Favor of: City of Fontana, a Municipal Corporation
Affects: as described therein

(Affects Parcel C of Tract Two)

34. A lien for unsecured property taxes, evidenced by a certificate recorded by the tax collector of San Bernardino County, recorded November 18, 2015, as Instrument No. 2015-0506331 Official Records.

Debtor: Davis Tommy Davis Enterprises
Year & No.: 2015 & 564176
Amount: $19,990.32, and any other amounts due thereunder.

(Affects Tract Two)

35. A lien for unsecured property taxes, evidenced by a certificate recorded by the tax collector of San Bernardino County, recorded November 16, 2016, as Instrument No. 2016-0492398 Official Records..

Debtor: Davis Tommy Davis Enterprises
Year & No.: 2016 & 578699
Amount: $18,964.23, and any other amounts due thereunder.

(Affects Tract Two)

36. The terms and provisions contained in the document entitled "Joint Use Agreement" recorded June 16, 2017 as Instrument No. 2017-0247232 Official Records.

(Affects Tract Two)

37. An easement for permanent transmission line, public purposes under public utilities and temporary construction easement and incidental purposes, recorded October 10, 2017 as Instrument No. 2017-0417344 Official Records.

In Favor of: Southern California Edison Company, a California Corporation
Affects: as described therein

(Affects Parcel C of Tract Two)

Copyright 2006-2016 American Land Title Association. All rights reserved.

The use of this Form (or any derivative thereof) is restricted to ALTA licensees and ALTA members in good standing as of the date of use. All other uses are prohibited. Reprinted under license from the American Land Title Association.

38. The terms, provisions and easement(s) contained in the document entitled "Easement Deed" recorded October 17, 2017 as Instrument No. 2017-0428751 of Official Records.

(Affects Parcel C of Tract Two)

39. The terms, provisions and easement(s) contained in the document entitled "Grant of Temporary Construction Easement" recorded October 17, 2017 as Instrument No. 2017-0428752 of Official Records.

Document re-recorded August 24, 2018 as Instrument No. 2018-0310310 Official Records..

(Affects Parcel C of Tract Two)

40. A Deed of Trust to secure an original indebtedness of $1,000,000.00 recorded November 20, 2017 as Instrument No. 2017-0494927 of Official Records.

Dated:	January 01, 2017
Trustor:	Windflow Holdings LLC, a California limited liability company
Trustee:	Fidelity National Title Company, a California corporation
Beneficiary:	Tan-Hei Holdings, Inc.

(Affects Tract Four)

A document recorded January 22, 2018 as Instrument No. 2018-0022747 of Official Records provides that the above document was subordinated to the document recorded January 22, 2018 as Instrument No. 2018-0022748 of Official Records.

41. An easement for underground electrical supply systems and communication systems and incidental purposes, recorded December 06, 2017 as Instrument No. 2017-0516927 of Official Records.

In Favor of:	Southern California Edison Company, a corporation, its successors and assigns
Affects:	as described therein

(Affects Tract Three)

42. An easement for transmission line and incidental purposes, recorded January 22, 2018 as Instrument No. 2018-0022748 of Official Records.

In Favor of:	Southern California Edison Company, a corporation, its successors and assigns
Affects:	as described therein

(Affects Tract Four)

43. The terms, provisions and easement(s) contained in the document entitled "Easement Deed (Grant of Temporary Construction Easement)" recorded January 22, 2018 as Instrument No. 2018-0022749 of Official Records.

(Affects Tract Four)

44. A lien in favor of the State of California, evidenced by a certificate issued by the Franchise Tax Board, recorded March 20, 2018 as Instrument No. 2018-0097335 Official Records.

Copyright 2006-2016 American Land Title Association. All rights reserved.

The use of this Form (or any derivative thereof) is restricted to ALTA licensees and ALTA members in good standing as of the date of use. All other uses are prohibited. Reprinted under license from the American Land Title Association.

Debtor: Thomas E Davis
Certificate No.: 18079603012
Amount: $5,642.93, and any other amounts due thereunder.

(Affects Tract Two)

45. Any lien, assessment, and /or violation or enforcement of any law, ordinance, permit or governmental regulation arising from the document entitled Notice of Pendency of Administrative Proceedings recorded October 30, 2018 as Instrument No. 2018-0395213 of Official Records.

(Affects Parcel A of Tract Two)

46. A lien in favor of the State of California, evidenced by a certificate issued by the Franchise Tax Board, recorded November 27, 2018 as Instrument No. 2018-0440007 Official Records.

Debtor: Sharie A Davis
Certificate No.: 18331631986
Amount: $4,091.42, and any other amounts due thereunder.

(Affects Tract Two)

47. Lien for unpaid rubbish charges and penalties in favor of City of Fontana

Against: Reveles, Sam & Rosa Liv Trust (3-3-0136614496)
Amount: $110.20
Recorded: December 21, 2018 as Instrument No. 2018-0471317 of Official Records.

(Affects Tract One)

48. Rights of the public in and to that portion of the Land lying within any road, street and/or highway.

(Affects Tract Two)

49. Any defects, liens, encumbrances or other matters which name parties with the same or similar names as Thomas Edward Davis. The name search necessary to ascertain the existence of such matters has not been completed. In order to complete this preliminary report or commitment, we will require a statement of information.

(Affects Tract Two)

50. Any statutory lien for labor or materials arising by reason of a work of improvement now in progress or recently completed.

(Affects Tract Two)

51. We find no outstanding voluntary liens of record affecting subject property. An inquiry should be made concerning the existence of any unrecorded lien or other indebtedness which could give rise to any security interest in the subject property.

(Affects Tract Three)

Copyright 2006-2016 American Land Title Association. All rights reserved.

The use of this Form (or any derivative thereof) is restricted to ALTA licensees and ALTA members in good standing as of the date of use. All other uses are prohibited. Reprinted under license from the American Land Title Association.

52. Water rights, claims or title to water, whether or not shown by the Public Records.

53. Rights of parties in possession.

Copyright 2006-2016 American Land Title Association. All rights reserved.

The use of this Form (or any derivative thereof) is restricted to ALTA licensees and ALTA members in good standing as of the date of use. All other uses are prohibited. Reprinted under license from the American Land Title Association.

ALERT - CA Senate Bill 2 imposes an additional fee of $75 up to $225 at the time of recording on certain transactions effective January 1, 2018. Please contact your First American Title representative for more information on how this may affect your closing.

1. Taxes for proration purposes only for the fiscal year 2020-2021.

   First Installment: $10,267.83, PAID
   Second Installment: $10,267.81, PAID
   Tax Rate Area: 010078
   APN: 1119-241-10-0-000

   (Affects Tract Three)

2. Taxes for proration purposes only for the fiscal year 2020-2021.

   First Installment: $8,307.15, PAID
   Second Installment: $8,307.12, PAID
   Tax Rate Area: 010078
   APN: 1119-241-18-0-000

   (Affects Tract Four)

3. According to the latest available equalized assessment roll in the office of the county tax assessor, there is located on the land a(n) Commercial Structure known as 6075 Sierra Avenue, 16899, 17010 and 17051 Windflower Avenue, Fontana, CA.

   (Affects Tracts One, Three, Four and Parcel A of Tract Two)

4. The property covered by this report is vacant land.

   (Affects Parcels B and C of Tract Two)

5. According to the public records, there has been no conveyance of the land within a period of twenty four months prior to the date of this report, except as follows:

   A document recorded January 15, 2019 as Instrument No. 2019-0014905 of Official Records.
   From: 5885 Sierra Avenue Investors LLC, a Delaware limited liability company
   To: Thomas Edward Davis and Sharie A. Davis, husband and wife as joint tenants

   A document recorded January 15, 2019 as Instrument No. 2019-0014906 of Official Records.
   From: Thomas Edward Davis and Sharie A. Davis, husband and wife as joint tenants
   To: Thomas Edward Davis and Sharie A. Davis, husband and wife as joint tenants

Copyright 2006-2016 American Land Title Association. All rights reserved.

The use of this Form (or any derivative thereof) is restricted to ALTA licensees and ALTA members in good standing as of the date of use. All other uses are prohibited. Reprinted under license from the American Land Title Association.

6. This preliminary report/commitment was prepared based upon an application for a policy of title insurance that identified land by street address or assessor's parcel number only. It is the responsibility of the applicant to determine whether the land referred to herein is in fact the land that is to be described in the policy or policies to be issued.

The map attached, if any, may or may not be a survey of the land depicted thereon. First American Title Insurance Company expressly disclaims any liability for loss or damage which may result from reliance on this map except to the extent coverage for such loss or damage is expressly provided by the terms and provisions of this Commitment or the Policy, if any, to which the map is attached.

Copyright 2006-2016 American Land Title Association. All rights reserved.

The use of this Form (or any derivative thereof) is restricted to ALTA licensees and ALTA members in good standing as of the date of use. All other uses are prohibited. Reprinted under license from the American Land Title Association.

File No.: NCS-995862-A-ONT1

The Land referred to herein below is situated in the City of Fontana, County of San Bernardino, State of California, and is described as follows:

TRACT ONE:

PARCEL 2 OF PARCEL MAP NO. 6294, IN THE CITY OF FONTANA, COUNTY OF SAN BERNARDINO, STATE OF CALIFORNIA, AS PER MAP RECORDED IN BOOK 62 OF PARCEL MAPS, PAGE 13, RECORDS OF SAID COUNTY.

EXCEPTING THEREFROM THAT PORTION CONVEYED TO THE CITY OF FONTANA, A MUNICIPAL CORPORATION BY GRANT DEED RECORDED MAY 29, 2003 AS INSTRUMENT NO. 2003-0357048 OF OFFICIAL RECORDS.

TRACT TWO:

PARCEL A:

PARCEL A AS SHOWN ON CERTIFICATE OF COMPLIANCE FOR LOT LINE ADJUSTMENT NO. 16-001, AS EVIDENCED BY DOCUMENT RECORDED JANUARY 14, 2019 AS INSTRUMENT NO. 2019-0013556 OF OFFICIAL RECORDS, BEING MORE PARTICULARLY DESCRIBED AS FOLLOWS:

PARCEL 1 OF PARCEL MAP NO. 12724, IN THE CITY OF FONTANA, COUNTY OF SAN BERNARDINO, STATE OF CALIFORNIA, AS RECORDED IN BOOK 163 OF PARCEL MAPS, PAGE 21, RECORDS OF SAID COUNTY, TOGETHER WITH THAT PORTION OF THE NORTHWEST 1/4 OF THE NORTHWEST 1/4 OF SECTION 29, TOWNSHIP 1 NORTH, RANGE 5 WEST, SAN BERNARDINO MERIDIAN, ACCORDING TO THE OFFICIAL PLAT OF SAID LAND FILED IN THE DISTRICT LAND OFFICE, FURTHER DESCRIBED AS FOLLOWS:

BEGINNING AT A POINT ON THE SOUTH LINE OF SAID NORTHWEST 1/4 OF THE NORTHWEST 1/4 OF SECTION 29, SAID POINT ALSO BEING THE NORTHWEST CORNER OF SAID PARCEL 1; THENCE NORTH 89° 39'55" EAST ALONG SAID SOUTH LINE, 302.00 FEET TO THE NORTHEAST CORNER OF PARCEL 1; THENCE NORTH 00°27'06” WEST ALONG THE NORTHERLY PROLONGATION OF THE EAST LINE OF SAID PARCEL 1, 2.88 FEET; THENCE SOUTH 89°06'56" WEST, 302.01 FEET TO THE POINT OF BEGINNING.

EXCEPTING THEREFROM OIL AND MINERAL RIGHTS AS RESERVED IN THE DEED FROM VIRG & CO., A PARTNERSHIP, RECORDED JULY 2, 1987, AS INSTRUMENT NO. 1987-0226223, OFFICIAL RECORDS.

PARCEL B:

PARCEL B AS SHOWN ON CERTIFICATE OF COMPLIANCE FOR LOT LINE ADJUSTMENT NO. 16-001, AS EVIDENCED BY DOCUMENT RECORDED JANUARY 14, 2019 AS INSTRUMENT NO. 2019-0013556 OF OFFICIAL RECORDS, BEING MORE PARTICULARLY DESCRIBED AS FOLLOWS:

PARCEL 2 OF PARCEL MAP NO. 12724, IN THE CITY OF FONTANA, COUNTY OF SAN BERNARDINO, STATE OF CALIFORNIA, AS RECORDED IN BOOK 163 OF PARCEL MAPS, PAGE 21, RECORDS OF SAID COUNTY, TOGETHER WITH THAT PORTION OF THE NORTHWEST 1/4 OF THE NORTHWEST 1/4 OF SECTION 29, TOWNSHIP 1 NORTH, RANGE 5 WEST, SAN BERNARDINO MERIDIAN, ACCORDING TO THE OFFICIAL PLAT OF SAID LAND FILED IN THE DISTRICT LAND OFFICE, FURTHER DESCRIBED AS FOLLOWS:

Copyright 2006-2016 American Land Title Association. All rights reserved.

The use of this Form (or any derivative thereof) is restricted to ALTA licensees and ALTA members in good standing as of the date of use. All other uses are prohibited. Reprinted under license from the American Land Title Association.

BEGINNING AT A POINT ON THE SOUTH LINE OF SAID NORTHWEST 1/4 OF THE NORTHWEST 1/4 OF SECTION 29, SAID POINT ALSO BEING THE NORTHWEST CORNER OF SAID PARCEL 2; THENCE NORTH 89°39'55" EAST ALONG SAID SOUTH LINE, 146.70 FEET TO THE NORTHEAST CORNER OF SAID PARCEL 2; THENCE NORTH 00° 27'06" WEST ALONG THE NORTHERLY PROLONGATION OF THE EAST LINE OF SAID PARCEL 2, 4.29 FEET; THENCE SOUTH 89° 06'56" WEST, 146.70 FEET TO THE NORTHERLY PROLONGATION OF THE WEST LINE OF SAID PARCEL 2; THENCE SOUTH 00° 27'06" EAST ALONG SAID PROLONGATION, 2.88 FEET TO THE POINT OF BEGINNING.

EXCEPTING THEREFROM OIL AND MINERAL RIGHTS AS RESERVED IN THE DEED FROM VIRG & CO., A PARTNERSHIP, RECORDED JULY 2, 1987, AS INSTRUMENT NO. 1987-0226223, OFFICIAL RECORDS.

PARCEL C:

PARCEL C AS SHOWN ON CERTIFICATE OF COMPLIANCE FOR LOT LINE ADJUSTMENT NO. 16-001, AS EVIDENCED BY DOCUMENT RECORDED JANUARY 14, 2019 AS INSTRUMENT NO. 2019-0013556 OF OFFICIAL RECORDS, BEING MORE PARTICULARLY DESCRIBED AS FOLLOWS:

PARCEL 3 OF PARCEL MAP NO. 12724, IN THE CITY OF FONTANA, COUNTY OF SAN BERNARDINO, STATE OF CALIFORNIA, AS RECORDED IN BOOK 163 OF PARCEL MAPS, PAGE 21, RECORDS OF SAID COUNTY, TOGETHER WITH THAT PORTION OF THE NORTHWEST 1/4 OF THE NORTHWEST 1/4 OF SECTION 29, TOWNSHIP 1 NORTH, RANGE 5 WEST, SAN BERNARDINO MERIDIAN, ACCORDING TO THE OFFICIAL PLAT OF SAID LAND FILED IN THE DISTRICT LAND OFFICE, FURTHER DESCRIBED AS FOLLOWS:

BEGINNING AT A POINT ON THE SOUTH LINE OF SAID NORTHWEST 1/4 OF THE NORTHWEST 1/4 OF SECTION 29, SAID POINT ALSO BEING THE NORTHWEST CORNER OF SAID PARCEL 3; THENCE NORTH 89° 39'55" EAST ALONG SAID SOUTH LINE, 144.70 FEET TO THE NORTHEAST CORNER OF SAID PARCEL 3; THENCE NORTH 00° 22'43" WEST ALONG THE NORTHERLY PROLONGATION OF THE EAST LINE OF SAID PARCEL 3, 5.70 FEET; THENCE SOUTH 89°06'56" WEST, 144.71 FEET TO THE NORTHERLY PROLONGATION OF THE WEST LINE OF SAID PARCEL 3; THENCE SOUTH 00°27'06" EAST ALONG SAID PROLONGATION, 4.29 FEET TO THE POINT OF BEGINNING.

EXCEPTING THEREFROM OIL AND MINERAL RIGHTS AS RESERVED IN THE DEED FROM VIRG & CO., A PARTNERSHIP, RECORDED JULY 2, 1987, AS INSTRUMENT NO. 1987-0226223, OFFICIAL RECORDS.

TRACT THREE:

PARCEL 1 OF PARCEL MAP NO. 6294, IN THE CITY OF FONTANA, COUNTY OF SAN BERNARDINO, STATE OF CALIFORNIA, AS PER PLAT RECORDED IN BOOK 62 OF PARCEL MAPS, PAGE 13, OF SAID COUNTY.

EXCEPTING THEREFROM THAT PORTION DESCRIBED AS FOLLOWS:

BEGINNING AT THE SOUTHWEST CORNER OF SAID PARCEL 1; THENCE ALONG THE WESTERLY LINE OF SAID PARCEL 1, NORTH 00° 27' 22" WEST 281.15 FEET TO THE BEGINNING OF A TANGENT CURVE CONCAVE SOUTHEASTERLY AND HAVING A RADIUS OF 20.00 FEET; THENCE NORTHEASTERLY ALONG SAID CURVE, THROUGH A CENTRAL ANGLE OF 72° 32' 33" AN ARC LENGTH OF 25.32 FEET TO A POINT IN A LINE PARALLEL WITH AND 66.00 FEET EASTERLY, MEASURED AT RIGHT ANGLES, FROM THE CENTERLINE OF SIERRA AVENUE, AS SHOWN ON SAID PARCEL MAP; THENCE ALONG SAID PARALLEL LINE, SOUTH 00° 27' 22" EAST 117.02 FEET TO THE BEGINNING OF A TANGENT CURVE CONCAVE EASTERLY AND HAVING A RADIUS OF 53.00 FEET; THENCE SOUTHEASTERLY ALONG SAID CURVE, THROUGH A CENTRAL ANGLE OF 22° 37' 12" AN ARC LENGTH OF 20.92 FEET TO A POINT OF REVERSE WITH A CURVE CONCAVE SOUTHWESTERLY AND HAVING A RADIUS OF 77.00 FEET; A RADIAL LINE THROUGH SAID POINT OF REVERSE BEARS SOUTH 65° 55' 26" WEST; THENCE SOUTHERLY ALONG SAID CURVE, THROUGH A CENTRAL ANGLE OF 22° 37' 12" AN ARC LENGTH OF 30.40 FEET TO A POINT OF TANGENCY WITH A LINE PARALLEL WITH AND 24.00 FEET EASTERLY; MEASURED AT RIGHT ANGLES, FROM SAID WESTERLY LINE OF PARCEL 1; THENCE ALONG LAST-MENTIONED PARALLEL LINE, SOUTH 00° 27' 22" EAST 60.00 FEET TO THE BEGINNING OF A TANGENT CURVE CONCAVE NORTHWESTERLY AND HAVING A RADIUS OF 77.00 FEET; THENCE SOUTHWESTERLY ALONG SAID CURVE, THROUGH A CENTRAL ANGLE OF 22° 37' 12" AN ARC LENGTH OF 30.40 FEET TO A POINT OF REVERSE WITH A CURVE

Copyright 2006-2016 American Land Title Association. All rights reserved.

The use of this Form (or any derivative thereof) is restricted to ALTA licensees and ALTA members in good standing as of the date of use. All other uses are prohibited. Reprinted under license from the American Land Title Association.

CONCAVE SOUTHEASTERLY AND HAVING A RADIUS OF 53.00 FEET; A RADIAL LINE THROUGH SAID POINT OF REVERSE BEARS SOUTH 67° 50' 10" EAST; THENCE SOUTHERLY ALONG SAID CURVE, THROUGH A CENTRAL ANGLE OF 22° 37' 12" AN ARC LENGTH OF 20.92 FEET TO A POINT OF TANGENCY WITH A LINE PARALLEL WITH AND 66.00 FEET EASTERLY, MEASURED AT RIGHT ANGLES, FROM SAID CENTERLINE OF SIERRA AVENUE; THENCE ALONG SAID PARALLEL LINE, SOUTH 00° 27' 22" EAST 23.24 FEET TO THE SOUTHERLY LINE OF SAID PARCEL 1; THENCE ALONG SAID SOUTHERLY LINE, SOUTH 89° 42' 11" WEST 14.00 FEET TO THE POINT OF BEGINNING BY DEED RECORDED JULY 03, 2003 AS INSTRUMENT NO. 2003-0489267 OF SAID COUNTY.

TRACT FOUR:

PARCEL A AS SHOWN ON CERTIFICATE OF COMPLIANCE FOR A LOT LINE ADJUSTMENT LLA NO. 09-001 AS EVIDENCED BY DOCUMENT RECORDED AUGUST 24, 2009 AS INSTRUMENT NO. 2009-0372914 AND AMENDED BY DOCUMENT RECORDED OCTOBER 6, 2009 AS INSTRUMENT NO. 2009-0439752 OF OFFICIAL RECORDS, BEING MORE PARTICULARLY DESCRIBED AS FOLLOWS:

BEING ALL OF PARCEL 4 OF PARCEL MAP NO. 6294, IN THE CITY OF FONTANA, COUNTY OF SAN BERNARDINO, STATE OF CALIFORNIA, AS SHOWN ON MAP FILED IN BOOK 62, PAGE 13 OF PARCEL MAP, RECORDS OF SAID COUNTY.

ALSO EXCEPTING ALL OIL, GAS AND OTHER HYDROCARBON SUBSTANCES AND MINERAL INCLUDING GEOTHERMAL RESOURCES LYING IN AND UNDER SAID LAND ABOVE DESCRIBED, OR PRODUCED AND SAVED THEREFROM; AND FURTHER EXCEPTING AND RESERVING TO GRANTOR THE SOLE AND EXCLUSIVE RIGHT TO DRILL INTO, FROM AND THROUGH SAID LAND, AND ALL SURFACE EASEMENTS NECESSARY OR CONVENIENT TO PROSPECTING FOR, PRODUCING AND DEVELOPING OIL, GAS AND OTHER HYDROCARBON SUBSTANCES AND MINERALS BY MEANS OF SLANT DRILLING OPERATIONS CONDUCTED FROM SURFACE LOCATIONS OUTSIDE SAID LAND, INTO OR THROUGH SAID LAND, TO PRODUCING INTERVALS EITHER WITHIN OR BEYOND SAID LAND; ALL SUBJECT, HOWEVER, TO THE CONDITION THAT, IN THE ENJOYMENT OF SAID RESERVED AND EXCEPTED RIGHTS AND INTEREST SHALL NOT ENTER UPON THE SURFACE OF SAID LAND OR INTO THE UPPER 500 FEET THEREOF MEASURED VERTICALLY FROM SAID SURFACE, AS TO AN UNDIVIDED FIFTY (50%) INTEREST ONLY, AS RESERVED IN THE DEED FROM VIRG & CO., A PARTNERSHIP, RECORDED JULY 2, 1987 AS INSTRUMENT NO. 87-226223 OFFICIAL RECORDS.

For conveyancing purposes only: APN 1119-241-13-0-000 (Affects Tract One);
1119-241-25-0-000 (Affects Parcel A of Tract Two);
1119-241-26-0-000 (Affects Parcel B of Tract Two);
1119-241-27-0-000 (Affects Parcel C of Tract Two);
1119-241-10-0-000 (Affects Tract Three); and
1119-241-18-0-000 (Affects Tract Four)

Copyright 2006-2016 American Land Title Association. All rights reserved.

The use of this Form (or any derivative thereof) is restricted to ALTA licensees and ALTA members in good standing as of the date of use. All other uses are prohibited. Reprinted under license from the American Land Title Association.

STATE WATER RESOURCES CONTROL BOARD
GEOTRACKER

MID-VALLEY LANDFILL (L10002260603) - (MAP)

SIGN UP FOR EMAIL

2390 N ALDER AVE
RIALTO, CA 92377
SAN BERNARDINO COUNTY
LAND DISPOSAL SITE (INFO)
OPEN - OPERATING AS OF 1/1/1995 - DEFINITION
PRINTABLE CASE SUMMARY / CSM REPORT

CLEANUP OVERSIGHT AGENCIES
SANTA ANA RWQCB (REGION 8) *(LEAD)* - *CASE #: 8*
CASEWORKER: KEITH PERSON

Summary | Cleanup Action Report | Regulatory Activities | Environmental Data (ESI) | Site Maps / Documents | Community Involvement | *Related Cases*

Regulatory Profile

PRINTABLE CASE SUMM

CLEANUP STATUS - DEFINITIONS
OPEN - OPERATING AS OF 1/1/1995 - CLEANUP STATUS HISTORY

FACILITY TYPE
TITLE 27 - MUNICIPAL SOLID WASTE LANDFILL

POTENTIAL CONTAMINANTS OF CONCERN
PER- AND POLYFLUOROALKYL SUBSTANCES (PFAS)

POTENTIAL MEDIA OF CONCERN
NONE SPECIFIED

FILE LOCATION
REGIONAL BOARD

DESIGNATED GROUNDWATER BENEFICIAL USE(S) - DEFINITIONS
MUN, AGR, IND, PROC - Note: Also incl parts of 801.21 and 801.43.

DWR GROUNDWATER SUB-BASIN NAME
Upper Santa Ana Valley - Rialto-Colton (8-002.04)

CALWATER WATERSHED NAME
Santa Ana River - Colton-Rialto - Colton (801.44)

Site History

SITE LOCATION

The Fontana Sanitary Landfill is located in San Bernardino County, California, approximately one mile northwest of the City of Fontana (Figure 1). The site consists of 147 acres one-half mile northeast of the intersection of Sierra Avenue and Highland Avenue (Figure 2). The legal description of the site is portions SW~, NE~ Sec. 29, T.1N., R.SW., San Bernardino Baseline and Meridian.~

SITE DESPCRIPTION
There are two adjacent active landfill areas at the site, a north area and a south area, and a future borrow and waste handling area separated by an access road (Figure 4). The south area, which is the initial area of operation, is rectangular and covers an approximately 1,300- by 2,000-foot area (about 60 acres). The average height of the fill in this area was about 20 feet above grade as of July 14, 1987. The north area was bought for expansion in 1973. This area is approximately triangular, with the north and east corners extended and squared off, and covers an area of about 87 acres. The height of the landfill in this area was about 18 to 20 feet as of July 14, 1988.
Because the operatiQh was approaching its original design capacity, the SE~ of Sec. 29, was purchased in 1987. This newly purchased area is contiguous with and east of the south area. This area may be used for waste handling and/or as a borrow area for future landfilling operations.

DRAINAGE CONTROL
The site is located upon a broad alluvial fan that extends radially from the mouth of Lytle Creek Canyon, which is about 3 miles north of the site. The area slopes gently at a 2 to 3 percent gradient toward the south and is drained by sheet fl~w (Figure 3).
There are no well-defined channels to drain the site and the surrounding area. The closed cells of the landfill have been covered and graded so that precipitation onto the surface drains toward the native ground. Shallow..,. , ditches have been maintained along the roads east and west of the fill areas. for runoff diversion (Figure 5). Berms and temporary dikes have been constructed adjacent to the working face and excavation areas to prevent runoff from entering these areas.

LEACHATE COLLECTION SYSTEM
There are no leachate collection and removal systems at the site. The U.S. Environmental Protection Agency (EPA) water-balance method was used to calculate the potential volume of leachate generated at the site (EPA, 1975). This method is based on the relationship between precipitation, evapotranspiration,

surface runoff, and soil moisture storage. The monthly and annual amounts of percolation through a soil cover can be estimated when values of precipitation, evapotranspiration, and soil storage capacity are known. The amount of leachate can then be estimated from values of percolation and solid waste storage capacity.

WASTE TYPE
The site is classified as an existing Class III sanitary landfill pursuant to Subchapter 15, Chapter 3, Title 23, of the California Code of Regulations. The site may accept only residential, commercial, demolition, and agricultural wastes, which are non-hazardous and solid. The site was also permitted to accept septage wastes until June 30, 1987.

Typical residential waste includes: household refuse, tree and lawn clippings, leaves and brush, scrap lumber and metal, appliances, furniture, wood chips.

Typical commercial waste includes: roofing material, paper, gravel, tires, wooden pallets, asphalt, tile, wood scraps, cans, magazines, fiberglass, car seats, railroad ties, building cleanup, dry wall, plastic, and wire.

Typical demolition waste includes: mixtures of concrete foundations, asphalt, wood, steel, brick, and block.

Typical agricultural waste includes: citrus fruit, pulp, manure, and plant residues.

Back to Top
Conditions of Use
Privacy Policy
Accessibility
Contact Us

Copyright © 2021 State of California

February 12, 2020

Mr. Ryan Carroll
SeeFried Industrial Properties, Inc.
2301 Rosecrans Avenue Suite 3165
El Segundo, California 90245

Subject: Results of a Soil and Soil Gas Investigation
17010 and 17051 Windflower Avenue
Fontana, California

Dear Mr. Carroll:

This report presents the results of a soil and soil gas investigation completed at 17010 and 17051 Windflower Avenue in the city of Fontana, California (site). SeeFried Industrial Properties, Inc. is considering purchasing a larger property located at 5975 and 6075 Sierra Avenue and 16899, 17010, and 17051 Windflower Avenue, which includes the site (referred to herein as the "larger property"). As part of its real estate due diligence, SeeFried Industrial Properties, Inc. retained Hazard Management Company, Inc. (HMC) to prepare a Phase I Environmental Site Assessment (ESA). Based on the results of the Phase I ESA, the larger property was historically used for distribution, carnival ride repair, trucking services, and wooden pallet storage and manufacture.

The northern portion of the site (17010 Windflower Avenue) is currently being used by Davis Partners for carnival ride repairs, and the southern portion of the site (17051 Windflower Avenue) is occupied by Aluma Systems who uses the property to store shoring materials that are either rented or sold (Figure 2). As part of Davis Partners activities, small quantities of engine oil, acetone, and paint were observed to be stored in or around the buildings located in the western portion of this parcel. Davis Partners also used a parts washer and paint booth in its operations. Based on this information, HMC recommended a subsurface investigation in the vicinity of the chemical uses on the site to further assess whether a significant release had occurred.

DRAFT

As noted on Figure 2, the property immediately east of the site is occupied by Mid-Valley Landfill as a municipal Class III landfill (HMC, 2020). Volatile organic compound (VOC) impacted groundwater is reportedly present beneath the site due to the landfill. Although groundwater has been reported at depths ranging from approximately 150 to 250 feet below the ground surface (bgs), a potential for off-gassing of VOC chemicals is present. Landfills also produce methane gas as part of the biodegradation of organic materials. Based on these conditions, HMC recommended a soil gas survey be completed to assess the concentrations of VOCs and methane gas beneath the site.

OBJECTIVES

The objectives of the investigation were to assess whether elevated concentrations of selected chemicals were present in soil in the vicinity of the chemical uses, and to assess whether elevated concentrations of VOCs and methane gas were present in soil vapor due to the off-site landfill.

EVALUATION GUIDELINES

Selected soil samples were analyzed for total petroleum hydrocarbons carbon range C_6-C_{32} (TPHcc), VOCs, Title 22 metals and hexavalent chromium in general accordance with EPA Method Nos. 8015B, 8260B, 6010/7000, and 7196A. Soil gas was monitored from nested soil vapor monitoring points for methane gas using a Landtec Gem 5000 handheld field instrument, and soil gas samples were collected in one-liter individually certified, Summa canisters and analyzed for VOCs in general accordance with EPA method No. TO-15. The following presents the regulatory screening levels used to evaluate laboratory data.

<u>Soil</u>

Laboratory results were generally compared to state and/or federal screening levels for the protection of human health through dermal contact, incidental ingestion, and inhalation of dust and/or vapors. State screening levels were obtained from the California Department of Toxic Substances Control (DTSC), Human and Ecological Risk Office (HERO), Human Health

DRAFT

Risk Assessment Note 3 for industrial/commercial land use (DTSC-SLi). Federal screening levels were obtained from the EPA Region 9, Regional Screening Levels for industrial/commercial land use (EPA-RSLi).

Metals are naturally occurring. Due to the granitic nature of California geology, concentrations of arsenic typically exceed the human health risk guidelines prepared by the state and federal agencies. The DTSC completed a study of naturally occurring concentrations of arsenic that would be acceptable to school properties for the Los Angeles Unified School District (LAUSD; DTSC, 2005). Based on its study, the DTSC concluded arsenic would be considered elevated at concentrations exceeding 12 milligrams per kilogram (mg/kg)

Soil Gas

Methane gas is a byproduct of the natural biodegradation of organic materials, such as those found in landfills. The accumulation of methane gas within a closed structure could produce explosive concentrations. The Lower Explosive Limit (LEL) for methane gas is 50,000 parts per million (ppm) or 5% by volume of ambient air. The LEL is the level at which the concentration of methane gas must reach to become an explosion risk. The Upper Explosive Limit (UEL) for methane gas is 170,000 ppm or 17% by volume of ambient air. The UEL is the level of methane gas which is too rich to explode.

Based on our experience, if elevated concentrations of methane gas (greater than 10% of the Lower Explosive Limit [LEL], which is equivalent to 0.1% by volume of ambient air, or 5,000 ppm) are detected at a property with existing buildings, regulatory agencies sometimes require proof that concentrations in floor level rooms, utility vaults, or other areas where methane gas could accumulate are not present at possible explosive levels. Possible explosive levels are concentrations of methane gas at 25% of the LEL, which is equivalent to 1.25% by volume of ambient air, or 12,500 ppm). According to California Code of Regulations (CCR) Title 27, a mitigation system is required only if these levels are exceeded.

DRAFT

At noted above, VOCs have been detected in groundwater beneath the site due to the adjacent landfill. These contaminants typically off-gas from groundwater and may produce a human health risk to occupants through possible vapor intrusion. Based on this assumption, VOC concentrations were compared to state and federal screening levels for the protection of human health. VOCs in soil gas were compared to the DTSC-SLi and EPA-RSLi concentrations for ambient air which were modified using an approved attenuation factor to obtain screening values. The DTSC-SLi and EPA-RSLi screening values were calculated by modifying the ambient air concentrations using the EPA provided attenuation factor of 0.03 for commercial land use. This is a very conservative value. The calculated DTSC-SLi and EPA-RSLi modified soil gas screening levels are presented in Table 3.

SOIL AND SOIL GAS INVESTIGATION

The soil and soil gas investigation were completed on February 3rd and February 5th and included the drilling of 11 soil borings (designated SV1 through SV11) in selected areas of the site (Figure 2). Soil borings SV1 through SV4 were drilled to depths of approximately 15 feet bgs for the installation of nested soil vapor monitoring points at depths of approximately 5 and 15 feet bgs. These sample points were located along the eastern property line immediately adjacent to the off-site landfill (Figure 2). Four additional soil borings (designated SV5 through SV8) were drilled to approximately 5 feet bgs at further distances away from the landfill and were used to install soil vapor monitoring points at five feet bgs (Figure 2).

Soil borings SV9 through SV11 were drilled in and around the western buildings on the northern property to further assess whether releases were present due to chemical uses (Figure 2). These soil borings were drilled to a depth of approximately 5 feet bgs where one soil sample was collected for chemical analyses. Soil and soil gas sampling was completed under the direction of Mr. Paul Roberts, a California Professional Geologist with Ardent Environmental Group, Inc., an affiliate of HMC.

DRAFT

Soil vapor monitoring points were constructed and sampled following current DTSC guidelines. The soil vapor monitoring points were constructed of 0.25-inch Nyla-flow tubing. Each soil vapor monitoring point was placed within a 1-foot sand pack followed by approximately 0.5-foot of dry granular bentonite. The remaining of the borehole was filled with hydrated granular bentonite.

Selected soil samples were collected during drilling activities and screened in the field for stains, odors, or elevated photoionization detector (PID) readings. No stained or odorous soil, or elevated PID readings were noted. Soil lithology generally consisted of fine gravel with silty medium sand. Boring logs presenting the lithological conditions, PID readings, and soil vapor monitoring point construction details are provided in Appendix A, and laboratory reports are provided in Appendix B. Methane gas field monitoring sheets are provided in Appendix C. Table 1 summarizes the laboratory results of soil samples, Table 2 presents the methane gas concentrations, and Table 3 presents the VOC laboratory results.

The following presents a summary of the soil and soil gas results.

Soil Sample Results

As noted above, soil samples collected from borings SV9 through SV11 were chemically analyzed for TPHcc, VOCs, and Title 22 metals. Laboratory results indicated no detectable concentrations of TPHcc and VOCs, and no detectable to low concentrations of Title 22 metals. Total chromium was reported in the three samples at concentrations ranging from 33.6 to 42.5 mg/kg. Since the concentrations of total chromium were not speciated or quantified into trivalent chromium and hexavalent chromium, and since the DTSC-SLi value for the more conservative hexavalent chromium is 6.4 mg/kg, HMC re-ran these samples for hexavalent chromium to determine the quantity of hexavalent chromium and trivalent chromium. Laboratory results indicated there was no detectable concentrations of hexavalent chromium in the soil samples analyzed. Based on these results, there is a low likelihood that elevated concentrations of selected chemicals are present in soil in the vicinity of the chemical uses.

DRAFT

Soil Gas Sampling

Two days following installation of the soil vapor monitoring points, each soil vapor monitoring point was purged of three volumes of air using a low flow pump (approximately 200 milliliters per minute [ml/min]), following which, a soil gas sample was collected. Prior to collection, the sample train was checked for leaks by completing a shut-in test. The samples were collected in individually certified Summa canisters equipment with low flow regulators (approximately 150 ml/min). Each soil gas sample was analyzed by a stationary laboratory for VOCs in general accordance with EPA Method No. TO-15 Laboratory results indicated low concentrations of VOCs, well below the modified state and federal screenings levels using the 0.03 attenuation factor.

Following soil gas sample collection, each soil vapor monitoring point was monitored with a field instrument for methane and fixed gases, including carbon dioxide, oxygen, hydrogen sulfide, and carbon monoxide. As presented on Table 2, no detectable to low concentrations of methane gas (up to 4,000 ppm) were reported. The concentrations detected are less than 10% of the LEL for methane.

DRAFT

CONCLUSIONS AND RECOMMENDATIONS

As part of a real estate due diligence, HMC completed a Phase I ESA which identified small quantities of chemical uses at the Davis Partners property and possible off-gassing VOCs from groundwater and methane gas from an adjacent landfill. Based on these concerns, HMC recommended additional investigations.

The subsequent subsurface investigation included the collection of soil samples in the vicinity of chemical uses at the Davis Partners property. Laboratory results indicated no detectable concentrations of petroleum hydrocarbons, VOCs, and hexavalent chromium, and no detectable to low concentrations of Title 22 metals, well below the state and/or federal screening levels for human health, and background concentrations of arsenic. Based on these results, there is a low likelihood that elevated concentrations of selected chemicals are present in soil in the vicinity of the chemical uses.

Eight soil borings were advanced along the eastern portion of the site to further asses possible VOCs and methane gas concentrations emanating from off-gassing contaminated groundwater and from decomposition of materials in the landfill. Laboratory results of VOCs in soil gas indicated low concentrations, well below the state and federal modified screening levels using the very conservative attenuation factor of 0.03. Methane was detected below the LEL and conservative risk factor of 10% of the LEL, indicating a low likelihood of an explosive condition.

Due to the close proximity of the landfill, the City of Fontana Building Department and/or San Bernardino County Department of Environmental Health may require future buildings to be designed with a methane mitigation system for precautionary measures. Inquiries into these agencies should be completed to determine if mitigations measures, such as the installation of a passive methane gas barrier system, will need to be included in future building design.

If you have any questions or comments regarding this report, please contact the undersigned at your convenience.

DRAFT

Sincerely,
Hazard Management Consulting, Inc.

Mark S. Cousineau
Principal

Paul A. Roberts, P.G.
Principal Geologist

PAR/MSC/HC/aw

Attachment: Table 1 – Laboratory Results of Soil Samples
Table 2 – Monitoring Results of Methane Gas
Table 3 – Laboratory Results of Soil Gas Samples
Figure 1 – Site Location Map
Figure 2 – Site Plan with Area of Investigation
Attachment A – Boring Logs
Attachment B – Laboratory Reports
Attachment C – Methane Gas Monitoring Log

Distribution: (1) Addressee

REFERENCES

California Department of Toxic Substances Control (DTSC), 2005, Final Report Background Metals at Los Angeles Unified School Sites – Arsenic: Supplement to the DTSC Preliminary Endangerment Assessment (PEA) for evaluating background concentrations of arsenic at Los Angeles Unified School District (LAUSD) school sites, dated June 6.

California Department of Toxic Substances Control (DTSC), 2011, Final Guidance for the Evaluation and Mitigation of Subsurface Vapor Intrusion to Indoor Air, dated October.

California Department of Toxic Substance Control (DTSC), 2015, Advisory Active Soil Gas Investigations, dated July.

California Department of Toxic Substances Control (DTSC), Human and Ecological Risk Office (HERO), 2020, Human Health Risk Assessment (HHRA) Note Number 3, DTSC-modified Screening Levels (DTSC-SLs), dated June.

Environmental Protection Agency (EPA), 2020, Regional Screening Levels (EPA-RSLs) Summary Table, dated May.

Hazard Management Consulting, Inc. (HMC), 2021, Phase I Environmental Site Assessment, 5975 and 6075 Sierra Avenue, 16899, 17010 and 17051 Windflower Avenue, Fontana, California: Report prepared for SeeFried Industrial Properties, Inc., El Segundo, California, dated January 14.

DRAFT

TABLE 1 - LABORATORY RESULTS OF SOIL SAMPLES

Sample ID	Date Sampled	Sample Depth (feet bgs)	TPHcc (mg/kg)			Title 22 Metals (mg/kg)	Hexavalent Chromium (mg/kg)	VOCs (mg/kg)
			TPHg (C_6-C_{12})	TPHd (C_{13}-C_{22})	TPHo (C_{23}-C_{32})			
SV9-5	2/3/2021	5	ND<10	ND<10	ND<50	<DTSC-SLi, EPA RSLi, and/or background concentration	ND<0.20	ND<0.005-0.020
SV10-5	2/3/2021	5	ND<10	ND<10	ND<50	<DTSC-SLi, EPA RSLi, and/or background concentration	ND<0.20	ND<0.005-0.020
SV11-5	2/3/2021	5	ND<10	ND<10	ND<50	<DTSC-SLi, EPA RSLi, and/or background concentration	ND<0.20	ND<0.005-0.020
Regulatory Screening Levels								
DTSC-SLi			NA	500	18,000	Various	6.2	Various
EPA-RSLi			420	560	30,000	Various	6.3	Various
Background Concentration for Arsenic			NA	NA	NA	12	NA	NA

Notes:
Sample ID - sample identification
feet bgs - feet below the ground surface
TPHcc - total petroleum hydrocarbons carbon chain C_6-C_{32} analyzed in general accordance with EPA Method No. 8015B
TPHg - total petroleum hydrocarbons as gasoline
TPHd - total petroleum hydrocarbons as diesel fuel
TPHo - total petroleum hydrocarbons as oil
VOCs - volatile organic compounds analyzed in general accordance with EPA Method No. 8260B
mg/kg - milligram per kilogram
ND - No detectable concentrations at or above the laboratoy reporting limits
DTSC-SLi - California Department of Toxic Substances Control, Human and Ecological Risk Office (HERO), Human Health Risk Assessment (HHRA), Note 3, Screening Levels for industrial/commercial land use, dated June 2020
EPA-RSLi - Environmental Protection Agency (EPA), Regional Screening Levels for industrial/commercial land use, dated May 2020
Regulatory Screening Levels for TPHCC using DTSC and EPA screening values are based on aromatic hydrobcarbons
NA - not applicable

TABLE 2 - MONITORING RESULTS OF METHANE GAS

Monitoring ID	Date Sampled	Probe Depth (feet bgs)	Methane (CH_4) ppm	Carbon Dixide (CO_2) %V	Oxygen (O_2) %V	Barimetric Pressure ("Hg)
SV1-5	2/5/2021	5	0	0.2	20.6	28.33
SV1-15	2/5/2021	15	0	0.3	20.5	28.33
SV2-5	2/5/2021	5	4,000	0.3	20.7	28.33
SV2-15	2/5/2021	15	4,000	0.4	20.5	28.33
SV3-5	2/5/2021	5	0	1.2	19.2	28.37
SV3-15	2/5/2021	15	0	1.5	19.2	28.38
SV4-5	2/5/2021	5	0	0.9	19.4	28.38
SV4-15	2/5/2021	15	0	1.4	19.4	28.39
SV5-5	2/5/2021	5	1,000	0.2	20.5	28.33
SV6-5	2/5/2021	5	0	0.5	19.8	28.37
SV7-5	2/5/2021	5	0	1.2	19.1	29.36
SV8-5	2/5/2021	5	0	0.5	20.5	28.35
Explosive Limits of Methane						
LEL			50,000	NA	NA	NA
UEL			170,000	NA	NA	NA

Notes:
Measurements collected with a Landtec GEM5000 field meter
Monitoring ID - monitoring identification
feet bgs - feet below the ground surface
%v - percent by volume of air
ppm- parts per million
"H_2O - inches of water
"Hg - inches of mercury
LEL- lower explosive limit of methane
UEL- upper explosive limit of methane
NA - not applicable

TABLE 3 - LABORATORY RESULTS OF SOIL GAS SAMPLES

Sample ID	Date Sampled	Sample Depth (feet bgs)	VOCs (ug/m^3)																					
			Acetone	Carbon Disulfide	Isopropyl Alcohol	Chloroform	Cyclo-hexane	1,3-Dichloro-benzene	Freon 12	4-Ethyl-toluene	Styrene	Tetra-hydrofuran	PCE	TCE	Freon 11	1,2,4-TMB	MEK	MIBK	Benzene	Toluene	Ethyl-benene	m,p-Xylene	o-Xylene	Other VOCs
SV1	2/5/2021	5	73	1.5	12	ND<0.15	ND<0.16	5.4	5.5	ND<0.25	0.71	2.5	2.7	1.8	1.6	1.5	11	ND<0.14	1.5	9.1	ND<0.14	2.2	0.97	ND<0.052-0.97
		15	62	ND<0.22	16	ND<0.15	ND<0.16	4.3	7.7	4.3	ND<0.19	ND<0.25	3.3	ND<0.21	ND<0.24	20	7.7	ND<0.14	4.4	8.1	7.8	21	6.0	ND<0.052-0.97
SV2	2/5/2021	5	44	0.86	9.6	ND<0.15	ND<0.16	2.6	2.8	ND<0.25	ND<0.19	ND<0.25	4.1	ND<0.21	ND<0.24	3.6	8.2	ND<0.14	ND<0.14	9.0	ND<0.14	2.7	ND<0.085	ND<0.052-0.97
		15	49	3.0	9.9	ND<0.15	ND<0.16	3.8	6.5	ND<0.25	ND<0.19	ND<0.25	10	3.1	ND<0.24	1.2	12	ND<0.14	0.65	15	ND<0.14	1.5	ND<0.085	ND<0.052-0.97
SV3	2/5/2021	5	66	2.2	23	ND<0.15	ND<0.16	1.5	12	ND<0.25	1.3	3.5	4.6	2.1	3.8	1.9	7.7	ND<0.14	2.5	10	0.81	2.2	1.1	ND<0.052-0.97
		15	56	1.8	26	ND<0.15	ND<0.16	ND<0.43	18	ND<0.25	1.6	3.0	5.8	ND<0.21	5.4	1.6	7.8	ND<0.14	ND<0.14	11	ND<0.14	2.0	1.0	ND<0.052-0.97
SV4	2/5/2021	5	38	ND<0.22	17	ND<0.15	ND<0.16	ND<0.43	5.0	ND<0.25	1.9	ND<0.25	3.1	ND<0.21	2.3	1.4	5.1	ND<0.14	2.0	8.7	ND<0.14	2.1	0.95	ND<0.052-0.97
		15	25	0.98	16	ND<0.15	ND<0.16	ND<0.43	7.6	ND<0.25	1.9	3.7	3.5	0.80	3.0	ND<0.33	8.7	ND<0.14	ND<0.14	9.1	ND<0.14	2.1	ND<0.085	ND<0.052-0.97
SV5	2/5/2021	5	73	1.2	16	ND<0.15	ND<0.16	2.1	3.6	ND<0.25	180	2.2	5.5	2.8	1.3	1.8	17	36	1.2	16	ND<0.14	2.6	0.98	ND<0.052-0.97
SV6	2/5/2021	5	46	1.6	16	ND<0.15	ND<0.16	2.3	5.1	ND<0.25	3.9	2.8	ND<0.21	ND<0.21	1.9	1.4	5.6	1.9	1.4	5.6	ND<0.14	1.8	ND<0.085	ND<0.052-0.97
SV7	2/5/2021	5	17	ND<0.22	22	ND<0.15	4.8	ND<0.43	15	ND<0.25	2.4	ND<0.25	7.6	6.4	4.4	1.6	5.0	ND<0.14	ND<0.14	13	ND<0.14	3.2	1.2	ND<0.052-0.97
SV8	2/5/2021	5	17	ND<0.22	21	0.87	5.8	ND<0.43	4.2	ND<0.25	2.6	3.5	5.7	ND<0.21	3.4	1.4	5.2	ND<0.14	0.91	10	0.70	2.4	0.93	ND<0.052-0.97
Regulatory Screening Levels																								
DTSC-SLi (0.03)			NA	NA	NA	NA	NA	NA	NA	NA	130,000	NA	67	NA	NA	NA	NA	NA	14	43,300	NA	NA	NA	Various
EPA-ESLi (0.03)			4,666,700	103,300	NA	18	146,700	NA	14,700	NA	146,700	8,800	1,600	100	14,700	8,700	733,300	433,300	53	733,300	163	14,700	14,700	Various

Notes:
Sample ID - sample identification
feet bgs - feet below the ground surface
VOCs - volatile organic compounds analyzed in general accordance with EPA Method No. 8260B
ug/m^3 - micrograms per cubic meter
Freon 12 - dichlorodifluoromethane
PCE - tetrachloroethene
TCE - trichloroethene
Freon 11 - trichlorofluoromethane
MEK - 2-butanone or methyl ethel ketone
MIBK - methyl isobutyl ketone
ND - not detected at or above the indicated laboratory detection limit
DTSC-SLi - California Department of Toxic Substances Control, Human and Ecological Risk Office (HERO), Human Health Risk Assessment (HHRA), Note 3, Screening Levels for industrial/commercial ambient air, dated June 2020, modified for soil gas using the EPA attenuation factor of 0.03
EPA-RSLi - Environmental Protection Agency (EPA), Regional Screening Levels for industrial/commercial indoor air, dated May 2020, modified for soil gas using the EPA attenuation factor of 0.03
NA - not applicable

LEGEND

Approximate Site Boundary

Approximate Boundary of the Larger Property

N

0 800 1,600

Dimensions, Directions, and Locations are Approximate

HMC HAZARD MANAGEMENT CONSULTING

PROJECT NO.	SITE LOCATION MAP	FIGURE
101215001		1
DATE 02/21	17010-17051 WINDFLOWER AVENUE FONTANA, CALIFORNIA	

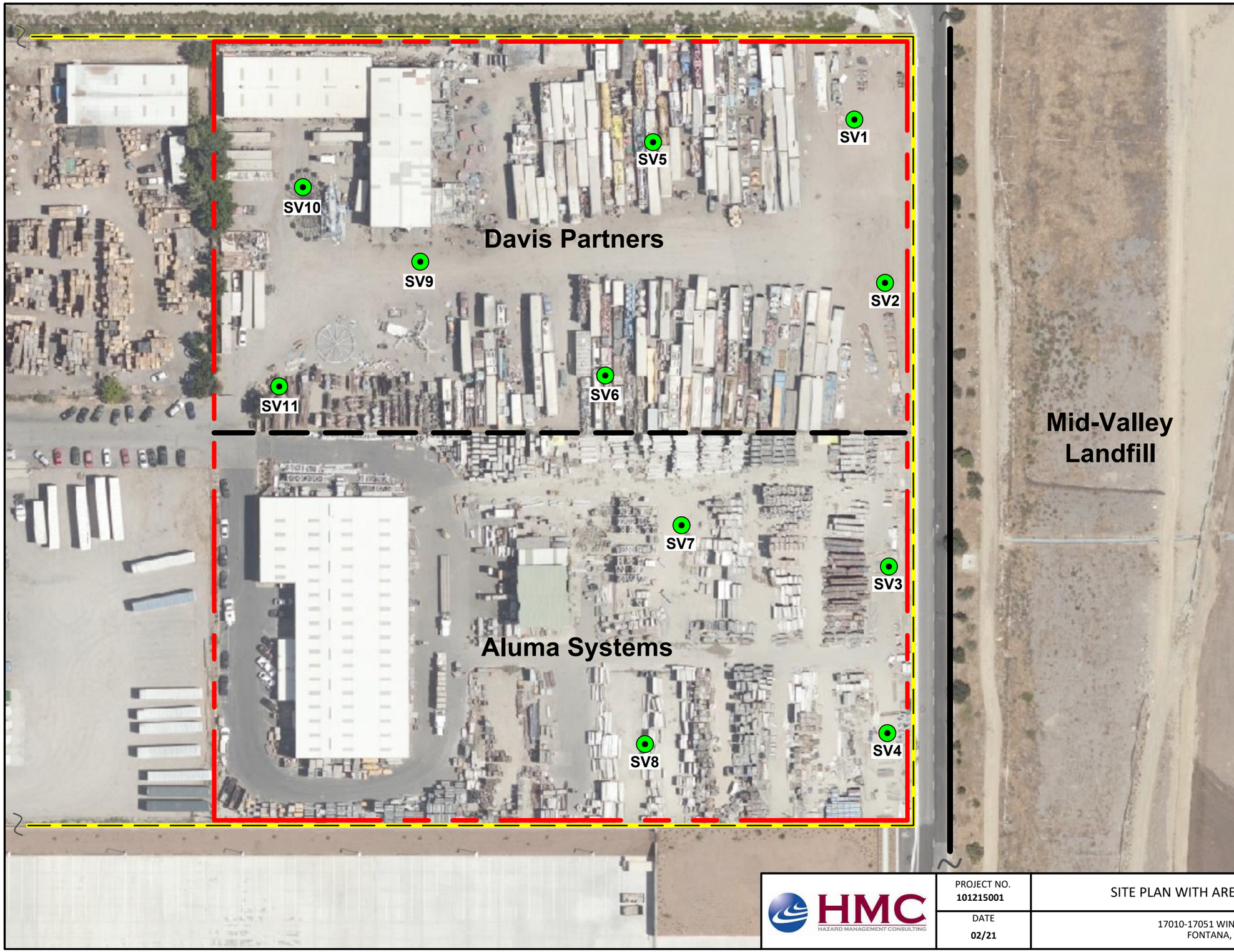

LEGEND

- Approximate Site Boundary
- Portion of the Larger Property
- SV1 — Soil Gas Point Location and Designation

N

APPROXIMATE SCALE, FEET

0 80 160

Dimensions, Directions, and Locations are Approximate

HMC HAZARD MANAGEMENT CONSULTING	PROJECT NO. 101215001	SITE PLAN WITH AREA OF INVESTIGATION	FIGURE
	DATE 02/21	17010-17051 WINDLFOWER AVENUE FONTANA, CALIFORNIA	2

ATTACHMENT A

BORING LOGS

DRAFT

ATTACHMENT B

LABORATORY REPORT

DRAFT

ATTACHMENT C

METHANE GAS MONITORING LOG

DRAFT