APPENDIX A

AIR QUALITY AND GREENHOUSE GAS MODELING DATA

Big Tujunga Sediment Removal IS-MND

Los Angeles-South Coast County, Winter

1.0 Project Characteristics

1.1 Land Usage

Land Uses	Size	Metric	Lot Acreage	Floor Surface Area	Population
User Defined Industrial	1.00	User Defined Unit	90.00	0.00	0
Other Asphalt Surfaces	6.50	Acre	6.50	283,140.00	0

1.2 Other Project Characteristics

Urbanization	Rural	**Wind Speed (m/s)**	2.2	**Precipitation Freq (Days)**	33
Climate Zone	9			**Operational Year**	2020
Utility Company	Southern California Edison				
CO2 Intensity (lb/MWhr)	541	**CH4 Intensity (lb/MWhr)**	0.029	**N2O Intensity (lb/MWhr)**	0.006

1.3 User Entered Comments & Non-Default Data

Project Characteristics - Adjusted CO2 IF reflects RPS for SCE.

Land Use - Lot acreage: Big Tujunga Reservoir Area: 68 acres

Maple SRS: 22 acres

Construction Phase - Schedule based on Data Needs

Off-road Equipment - 4 Excavators, 4 Rubber Tired Dozers, 4 Tractors

Off-road Equipment - 4 Excavators, 4 Rubber Tired Dozers, 4 tractors

Off-road Equipment - 1 Tractor

Off-road Equipment - 1 Cement and Mortar Mixer

Off-road Equipment - Pumps (4) are electrical and powered by a generator.

Off-road Equipment - 1 Generator Set

Off-road Equipment - 1 Paver, 1 Paving Equipment, 1 Roller

Off-road Equipment - 1 Generator set, 1 crushing/proc., 2 tractors

Off-road Equipment - 1 tractor

Off-road Equipment - All hand tools

Off-road Equipment - 4 Rubber Tired Dozers, 4 tractors

Off-road Equipment - 4 Rubber tired dozers, 4 tractors

Off-road Equipment - 1 paver, 1 paving equipm, 1 roller

Off-road Equipment - 1 Excavator, 1 Rubber Tired Dozer, 4 Tractor/Loaders

Trips and VMT - Worker Trips from County engineers. Water truck trips accounted for in vendor trips. 2 water tenders trucking water from offsite

Grading -

Road Dust -

Area Coating - No Painting

Energy Use -

Construction Off-road Equipment Mitigation - Tier 4 Final and electrical pumps

Table Name	Column Name	Default Value	New Value
tblAreaCoating	Area_Parking	16988	0
tblConstEquipMitigation	FuelType	Diesel	Electrical
tblConstEquipMitigation	NumberOfEquipmentMitigated	0.00	1.00
tblConstEquipMitigation	NumberOfEquipmentMitigated	0.00	1.00
tblConstEquipMitigation	NumberOfEquipmentMitigated	0.00	9.00
tblConstEquipMitigation	NumberOfEquipmentMitigated	0.00	2.00
tblConstEquipMitigation	NumberOfEquipmentMitigated	0.00	2.00
tblConstEquipMitigation	NumberOfEquipmentMitigated	0.00	2.00
tblConstEquipMitigation	NumberOfEquipmentMitigated	0.00	4.00
tblConstEquipMitigation	NumberOfEquipmentMitigated	0.00	2.00
tblConstEquipMitigation	NumberOfEquipmentMitigated	0.00	17.00
tblConstEquipMitigation	NumberOfEquipmentMitigated	0.00	24.00
tblConstEquipMitigation	Tier	No Change	Tier 4 Final
tblConstEquipMitigation	Tier	No Change	Tier 4 Final

tblConstEquipMitigation	Tier	No Change	Tier 4 Final
tblConstEquipMitigation	Tier	No Change	Tier 4 Final
tblConstEquipMitigation	Tier	No Change	Tier 4 Final
tblConstEquipMitigation	Tier	No Change	Tier 4 Final
tblConstEquipMitigation	Tier	No Change	Tier 4 Final
tblConstEquipMitigation	Tier	No Change	Tier 4 Final
tblConstEquipMitigation	Tier	No Change	Tier 4 Final
tblConstructionPhase	NumDays	1,550.00	79.00
tblConstructionPhase	NumDays	155.00	26.00
tblConstructionPhase	NumDays	155.00	25.00
tblConstructionPhase	NumDays	155.00	131.00
tblConstructionPhase	NumDays	155.00	131.00
tblConstructionPhase	NumDays	110.00	52.00
tblConstructionPhase	NumDays	110.00	25.00
tblConstructionPhase	NumDays	110.00	25.00
tblConstructionPhase	NumDays	60.00	27.00
tblConstructionPhase	NumDays	60.00	11.00
tblConstructionPhase	NumDaysWeek	5.00	6.00
tblConstructionPhase	NumDaysWeek	5.00	6.00
tblConstructionPhase	NumDaysWeek	5.00	6.00
tblConstructionPhase	NumDaysWeek	5.00	6.00
tblConstructionPhase	NumDaysWeek	5.00	6.00
tblConstructionPhase	NumDaysWeek	5.00	6.00
tblConstructionPhase	NumDaysWeek	5.00	6.00
tblConstructionPhase	NumDaysWeek	5.00	6.00
tblConstructionPhase	NumDaysWeek	5.00	6.00
tblConstructionPhase	NumDaysWeek	5.00	6.00
tblConstructionPhase	NumDaysWeek	5.00	6.00
tblConstructionPhase	NumDaysWeek	5.00	6.00

tblConstructionPhase	NumDaysWeek	5.00	6.00
tblLandUse	LotAcreage	0.00	90.00
tblOffRoadEquipment	OffRoadEquipmentUnitAmount	1.00	0.00
tblOffRoadEquipment	OffRoadEquipmentUnitAmount	2.00	0.00
tblOffRoadEquipment	OffRoadEquipmentUnitAmount	2.00	4.00
tblOffRoadEquipment	OffRoadEquipmentUnitAmount	2.00	4.00
tblOffRoadEquipment	OffRoadEquipmentUnitAmount	2.00	0.00
tblOffRoadEquipment	OffRoadEquipmentUnitAmount	3.00	0.00
tblOffRoadEquipment	OffRoadEquipmentUnitAmount	1.00	0.00
tblOffRoadEquipment	OffRoadEquipmentUnitAmount	1.00	0.00
tblOffRoadEquipment	OffRoadEquipmentUnitAmount	1.00	0.00
tblOffRoadEquipment	OffRoadEquipmentUnitAmount	1.00	0.00
tblOffRoadEquipment	OffRoadEquipmentUnitAmount	1.00	0.00
tblOffRoadEquipment	OffRoadEquipmentUnitAmount	2.00	1.00
tblOffRoadEquipment	OffRoadEquipmentUnitAmount	2.00	1.00
tblOffRoadEquipment	OffRoadEquipmentUnitAmount	2.00	0.00
tblOffRoadEquipment	OffRoadEquipmentUnitAmount	2.00	1.00
tblOffRoadEquipment	OffRoadEquipmentUnitAmount	2.00	1.00
tblOffRoadEquipment	OffRoadEquipmentUnitAmount	2.00	0.00
tblOffRoadEquipment	OffRoadEquipmentUnitAmount	2.00	1.00
tblOffRoadEquipment	OffRoadEquipmentUnitAmount	2.00	1.00
tblOffRoadEquipment	OffRoadEquipmentUnitAmount	2.00	0.00
tblOffRoadEquipment	OffRoadEquipmentUnitAmount	1.00	0.00
tblOffRoadEquipment	OffRoadEquipmentUnitAmount	1.00	4.00
tblOffRoadEquipment	OffRoadEquipmentUnitAmount	1.00	4.00
tblOffRoadEquipment	OffRoadEquipmentUnitAmount	1.00	4.00
tblOffRoadEquipment	OffRoadEquipmentUnitAmount	3.00	1.00
tblOffRoadEquipment	OffRoadEquipmentUnitAmount	3.00	0.00
tblOffRoadEquipment	OffRoadEquipmentUnitAmount	2.00	0.00
tblOffRoadEquipment	OffRoadEquipmentUnitAmount	2.00	0.00

tblOffRoadEquipment	OffRoadEquipmentUnitAmount	2.00	0.00
tblOffRoadEquipment	OffRoadEquipmentUnitAmount	2.00	0.00
tblOffRoadEquipment	OffRoadEquipmentUnitAmount	3.00	4.00
tblOffRoadEquipment	OffRoadEquipmentUnitAmount	2.00	1.00
tblOffRoadEquipment	OffRoadEquipmentUnitAmount	2.00	4.00
tblOffRoadEquipment	OffRoadEquipmentUnitAmount	2.00	4.00
tblOffRoadEquipment	OffRoadEquipmentUnitAmount	2.00	4.00
tblOffRoadEquipment	OffRoadEquipmentUnitAmount	4.00	1.00
tblOffRoadEquipment	OffRoadEquipmentUnitAmount	1.00	0.00
tblProjectCharacteristics	CO2IntensityFactor	702.44	541
tblProjectCharacteristics	UrbanizationLevel	Urban	Rural
tblTripsAndVMT	VendorTripLength	7.90	10.00
tblTripsAndVMT	VendorTripLength	7.90	10.00
tblTripsAndVMT	VendorTripLength	7.90	10.00
tblTripsAndVMT	VendorTripLength	7.90	10.00
tblTripsAndVMT	VendorTripNumber	0.00	10.00
tblTripsAndVMT	VendorTripNumber	0.00	10.00
tblTripsAndVMT	VendorTripNumber	0.00	10.00
tblTripsAndVMT	VendorTripNumber	0.00	10.00
tblTripsAndVMT	VendorTripNumber	46.00	10.00
tblTripsAndVMT	WorkerTripNumber	15.00	30.00
tblTripsAndVMT	WorkerTripNumber	10.00	16.00
tblTripsAndVMT	WorkerTripNumber	8.00	10.00
tblTripsAndVMT	WorkerTripNumber	3.00	0.00
tblTripsAndVMT	WorkerTripNumber	3.00	6.00
tblTripsAndVMT	WorkerTripNumber	3.00	20.00
tblTripsAndVMT	WorkerTripNumber	30.00	40.00
tblTripsAndVMT	WorkerTripNumber	10.00	30.00
tblTripsAndVMT	WorkerTripNumber	8.00	6.00
tblTripsAndVMT	WorkerTripNumber	3.00	16.00

tblTripsAndVMT	WorkerTripNumber	30.00	96.00
tblTripsAndVMT	WorkerTripNumber	20.00	50.00
tblTripsAndVMT	WorkerTripNumber	119.00	0.00

2.0 Emissions Summary

2.1 Overall Construction (Maximum Daily Emission)

Unmitigated Construction

	ROG	NOx	CO	SO2	Fugitive PM10	Exhaust PM10	PM10 Total	Fugitive PM2.5	Exhaust PM2.5	PM2.5 Total	Bio- CO2	NBio-CO2	Total CO2	CH4	N2O	CO2e
Year	lb/day										lb/day					
2020	20.5770	197.2142	124.8111	0.2324	51.0219	10.1022	61.1241	27.2401	9.3452	36.5852	0.0000	22,612.3835	22,612.3835	5.8676	0.0000	22,759.0726
Maximum	**20.5770**	**197.2142**	**124.8111**	**0.2324**	**51.0219**	**10.1022**	**61.1241**	**27.2401**	**9.3452**	**36.5852**	**0.0000**	**22,612.3835**	**22,612.3835**	**5.8676**	**0.0000**	**22,759.0726**

Mitigated Construction

	ROG	NOx	CO	SO2	Fugitive PM10	Exhaust PM10	PM10 Total	Fugitive PM2.5	Exhaust PM2.5	PM2.5 Total	Bio- CO2	NBio-CO2	Total CO2	CH4	N2O	CO2e
Year	lb/day										lb/day					
2020	3.9774	13.6690	126.7377	0.2324	21.6341	0.3552	21.9893	11.0861	0.3529	11.4390	0.0000	22,612.3835	22,612.3835	5.8676	0.0000	22,759.0726
Maximum	**3.9774**	**13.6690**	**126.7377**	**0.2324**	**21.6341**	**0.3552**	**21.9893**	**11.0861**	**0.3529**	**11.4390**	**0.0000**	**22,612.3835**	**22,612.3835**	**5.8676**	**0.0000**	**22,759.0726**

	ROG	NOx	CO	SO2	Fugitive PM10	Exhaust PM10	PM10 Total	Fugitive PM2.5	Exhaust PM2.5	PM2.5 Total	Bio- CO2	NBio-CO2	Total CO2	CH4	N20	CO2e
Percent Reduction	**80.67**	**93.07**	**-1.54**	**0.00**	**57.60**	**96.48**	**64.03**	**59.30**	**96.22**	**68.73**	**0.00**	**0.00**	**0.00**	**0.00**	**0.00**	**0.00**

2.2 Overall Operational

Unmitigated Operational

	ROG	NOx	CO	SO2	Fugitive PM10	Exhaust PM10	PM10 Total	Fugitive PM2.5	Exhaust PM2.5	PM2.5 Total	Bio- CO2	NBio-CO2	Total CO2	CH4	N2O	CO2e
Category	lb/day										lb/day					
Area	0.1004	1.0000e-005	7.7000e-004	0.0000		0.0000	0.0000		0.0000	0.0000		1.6400e-003	1.6400e-003	0.0000		1.7500e-003
Energy	0.0000	0.0000	0.0000	0.0000		0.0000	0.0000		0.0000	0.0000		0.0000	0.0000	0.0000	0.0000	0.0000
Mobile	0.0000	0.0000	0.0000	0.0000	0.0000	0.0000	0.0000	0.0000	0.0000	0.0000		0.0000	0.0000	0.0000		0.0000
Total	**0.1004**	**1.0000e-005**	**7.7000e-004**	**0.0000**	**0.0000**	**0.0000**	**0.0000**	**0.0000**	**0.0000**	**0.0000**		**1.6400e-003**	**1.6400e-003**	**0.0000**	**0.0000**	**1.7500e-003**

Mitigated Operational

	ROG	NOx	CO	SO2	Fugitive PM10	Exhaust PM10	PM10 Total	Fugitive PM2.5	Exhaust PM2.5	PM2.5 Total	Bio- CO2	NBio-CO2	Total CO2	CH4	N2O	CO2e
Category	lb/day										lb/day					
Area	0.1004	1.0000e-005	7.7000e-004	0.0000		0.0000	0.0000		0.0000	0.0000		1.6400e-003	1.6400e-003	0.0000		1.7500e-003
Energy	0.0000	0.0000	0.0000	0.0000		0.0000	0.0000		0.0000	0.0000		0.0000	0.0000	0.0000	0.0000	0.0000
Mobile	0.0000	0.0000	0.0000	0.0000	0.0000	0.0000	0.0000	0.0000	0.0000	0.0000		0.0000	0.0000	0.0000		0.0000
Total	**0.1004**	**1.0000e-005**	**7.7000e-004**	**0.0000**	**0.0000**	**0.0000**	**0.0000**	**0.0000**	**0.0000**	**0.0000**		**1.6400e-003**	**1.6400e-003**	**0.0000**	**0.0000**	**1.7500e-003**

	ROG	NOx	CO	SO2	Fugitive PM10	Exhaust PM10	PM10 Total	Fugitive PM2.5	Exhaust PM2.5	PM2.5 Total	Bio- CO2	NBio-CO2	Total CO2	CH4	N20	CO2e
Percent Reduction	0.00	0.00	0.00	0.00	0.00	0.00	0.00	0.00	0.00	0.00	0.00	0.00	0.00	0.00	0.00	0.00

3.0 Construction Detail

Construction Phase

Phase Number	Phase Name	Phase Type	Start Date	End Date	Num Days Week	Num Days	Phase Description
1	SPS Site Preparation	Site Preparation	1/1/2020	1/31/2020	6	27	
2	BTR Site Preparation	Site Preparation	4/1/2020	4/13/2020	6	11	
3	BTR Access Road Grading	Grading	4/16/2020	5/14/2020	6	25	
4	Dewatering Activities	Trenching	4/16/2020	6/15/2020	6	52	
5	Paving Haul Roads	Paving	4/16/2020	5/14/2020	6	25	
6	Culvert Crossing Repair	Paving	4/16/2020	5/14/2020	6	25	
7	BTR Grading and Hauling	Grading	5/15/2020	10/14/2020	6	131	
8	SPS Grading	Grading	5/15/2020	10/14/2020	6	131	
9	SPS Construction	Building Construction	7/15/2020	10/14/2020	6	79	
10	Seasonal Stockpile/Crushing	Trenching	8/15/2020	10/14/2020	6	52	
11	SPS Paving	Paving	8/15/2020	10/14/2020	6	52	
12	Slope Protection Activity	Grading	9/15/2020	10/14/2020	6	26	
13	Hydroblasting for Cement Slurry	Trenching	9/15/2020	10/14/2020	6	26	
14	Sluicegate Repair	Trenching	9/15/2020	10/14/2020	6	26	

Acres of Grading (Site Preparation Phase): 0

Acres of Grading (Grading Phase): 0

Acres of Paving: 6.5

Residential Indoor: 0; Residential Outdoor: 0; Non-Residential Indoor: 0; Non-Residential Outdoor: 0; Striped Parking Area: 0

OffRoad Equipment

Phase Name	Offroad Equipment Type	Amount	Usage Hours	Horse Power	Load Factor

SPS Site Preparation	Concrete/Industrial Saws	0	8.00	81	0.73
SPS Site Preparation	Excavators	1	8.00	158	0.38
SPS Site Preparation	Rubber Tired Dozers	1	8.00	247	0.40
SPS Site Preparation	Tractors/Loaders/Backhoes	4	8.00	97	0.37
BTR Site Preparation	Rubber Tired Dozers	0	8.00	247	0.40
BTR Site Preparation	Tractors/Loaders/Backhoes	1	8.00	97	0.37
BTR Access Road Grading	Air Compressors	0	6.00	78	0.48
BTR Access Road Grading	Excavators	4	8.00	158	0.38
BTR Access Road Grading	Graders	0	8.00	187	0.41
BTR Access Road Grading	Rubber Tired Dozers	4	8.00	247	0.40
BTR Access Road Grading	Scrapers	0	8.00	367	0.48
BTR Access Road Grading	Tractors/Loaders/Backhoes	4	8.00	97	0.37
Dewatering Activities	Cranes	0	7.00	231	0.29
Dewatering Activities	Forklifts	0	8.00	89	0.20
Dewatering Activities	Generator Sets	0	8.00	84	0.74
Dewatering Activities	Pumps	4	24.00	84	0.74
Dewatering Activities	Tractors/Loaders/Backhoes	0	7.00	97	0.37
Dewatering Activities	Welders	0	8.00	46	0.45
Paving Haul Roads	Excavators	0	8.00	158	0.38
Paving Haul Roads	Graders	0	8.00	187	0.41
Paving Haul Roads	Pavers	1	8.00	130	0.42
Paving Haul Roads	Paving Equipment	1	8.00	132	0.36
Paving Haul Roads	Rollers	1	8.00	80	0.38
Paving Haul Roads	Rubber Tired Dozers	0	8.00	247	0.40
Paving Haul Roads	Scrapers	0	8.00	367	0.48
Paving Haul Roads	Tractors/Loaders/Backhoes	0	8.00	97	0.37
Culvert Crossing Repair	Cement and Mortar Mixers	1	8.00	9	0.56
Culvert Crossing Repair	Pavers	0	8.00	130	0.42
Culvert Crossing Repair	Paving Equipment	0	8.00	132	0.36
Culvert Crossing Repair	Rollers	0	8.00	80	0.38

BTR Grading and Hauling	Excavators	4	8.00	158	0.38
BTR Grading and Hauling	Graders	0	8.00	187	0.41
BTR Grading and Hauling	Rubber Tired Dozers	4	8.00	247	0.40
BTR Grading and Hauling	Scrapers	0	8.00	367	0.48
BTR Grading and Hauling	Tractors/Loaders/Backhoes	4	8.00	97	0.37
SPS Grading	Excavators	0	8.00	158	0.38
SPS Grading	Graders	0	8.00	187	0.41
SPS Grading	Rubber Tired Dozers	4	8.00	247	0.40
SPS Grading	Scrapers	0	8.00	367	0.48
SPS Grading	Tractors/Loaders/Backhoes	4	8.00	97	0.37
SPS Construction	Cranes	0	7.00	231	0.29
SPS Construction	Forklifts	0	8.00	89	0.20
SPS Construction	Generator Sets	0	8.00	84	0.74
SPS Construction	Rubber Tired Dozers	4	8.00	247	0.40
SPS Construction	Tractors/Loaders/Backhoes	4	7.00	97	0.37
SPS Construction	Welders	0	8.00	46	0.45
Seasonal Stockpile/Crushing	Crushing/Proc. Equipment	1	8.00	85	0.78
Seasonal Stockpile/Crushing	Generator Sets	1	8.00	84	0.74
Seasonal Stockpile/Crushing	Tractors/Loaders/Backhoes	2	8.00	97	0.37
SPS Paving	Pavers	1	8.00	130	0.42
SPS Paving	Paving Equipment	1	8.00	132	0.36
SPS Paving	Rollers	1	8.00	80	0.38
Slope Protection Activity	Excavators	0	8.00	158	0.38
Slope Protection Activity	Graders	0	8.00	187	0.41
Slope Protection Activity	Rubber Tired Dozers	0	8.00	247	0.40
Slope Protection Activity	Scrapers	0	8.00	367	0.48
Slope Protection Activity	Tractors/Loaders/Backhoes	1	8.00	97	0.37
Hydroblasting for Cement Slurry	Generator Sets	1	8.00	84	0.74

Trips and VMT

Phase Name	Offroad Equipment Count	Worker Trip Number	Vendor Trip Number	Hauling Trip Number	Worker Trip Length	Vendor Trip Length	Hauling Trip Length	Worker Vehicle Class	Vendor Vehicle Class	Hauling Vehicle Class
SPS Site Preparation	6	30.00	10.00	0.00	19.80	10.00	20.00	LD_Mix	HDT_Mix	HHDT
BTR Site Preparation	1	20.00	10.00	0.00	19.80	10.00	20.00	LD_Mix	HDT_Mix	HHDT
BTR Access Road Grading	12	40.00	10.00	0.00	19.80	10.00	20.00	LD_Mix	HDT_Mix	HHDT
Dewatering Activities	4	30.00	0.00	0.00	19.80	7.90	20.00	LD_Mix	HDT_Mix	HHDT
Paving Haul Roads	3	6.00	0.00	0.00	19.80	7.90	20.00	LD_Mix	HDT_Mix	HHDT
Culvert Crossing Repair	1	16.00	0.00	0.00	19.80	7.90	20.00	LD_Mix	HDT_Mix	HHDT
BTR Grading and Hauling	12	96.00	10.00	0.00	19.80	10.00	20.00	LD_Mix	HDT_Mix	HHDT
SPS Grading	8	50.00	0.00	0.00	19.80	7.90	20.00	LD_Mix	HDT_Mix	HHDT
SPS Construction	8	0.00	10.00	0.00	19.80	7.90	20.00	LD_Mix	HDT_Mix	HHDT
Seasonal Stockpile/Crushing	4	16.00	0.00	0.00	19.80	7.90	20.00	LD_Mix	HDT_Mix	HHDT
SPS Paving	3	10.00	0.00	0.00	19.80	7.90	20.00	LD_Mix	HDT_Mix	HHDT
Slope Protection Activity	1	0.00	0.00	0.00	19.80	7.90	20.00	LD_Mix	HDT_Mix	HHDT
Hydroblasting for Cement Slurry	1	6.00	0.00	0.00	19.80	7.90	20.00	LD_Mix	HDT_Mix	HHDT
Sluicegate Repair			0.00	0.00	19.80	7.90				

3.1 Mitigation Measures Construction

Use Alternative Fuel for Construction Equipment

Use Cleaner Engines for Construction Equipment

Water Exposed Area

3.2 SPS Site Preparation - 2020

Unmitigated Construction On-Site

	ROG	NOx	CO	SO2	Fugitive PM10	Exhaust PM10	PM10 Total	Fugitive PM2.5	Exhaust PM2.5	PM2.5 Total	Bio- CO2	NBio-CO2	Total CO2	CH4	N2O	CO2e
Category	lb/day										lb/day					
Fugitive Dust					6.0221	0.0000	6.0221	3.3102	0.0000	3.3102			0.0000			0.0000

Off-Road	2.1625	22.1655	16.5182	0.0261		1.2043	1.2043		1.1080	1.1080		2,530.5350	2,530.5350	0.8184		2,550.9956
Total	**2.1625**	**22.1655**	**16.5182**	**0.0261**	**6.0221**	**1.2043**	**7.2264**	**3.3102**	**1.1080**	**4.4182**		**2,530.5350**	**2,530.5350**	**0.8184**		**2,550.9956**

Unmitigated Construction Off-Site

	ROG	NOx	CO	SO2	Fugitive PM10	Exhaust PM10	PM10 Total	Fugitive PM2.5	Exhaust PM2.5	PM2.5 Total	Bio- CO2	NBio-CO2	Total CO2	CH4	N2O	CO2e
Category	lb/day										lb/day					
Hauling	0.0000	0.0000	0.0000	0.0000	0.0000	0.0000	0.0000	0.0000	0.0000	0.0000		0.0000	0.0000	0.0000		0.0000
Vendor	0.0468	1.2800	0.3679	3.4300e-003	0.0927	7.2100e-003	0.0999	0.0267	6.8900e-003	0.0336		366.4121	366.4121	0.0216		366.9509
Worker	0.1957	0.1432	1.5709	4.4700e-003	0.4516	3.7100e-003	0.4553	0.1197	3.4200e-003	0.1232		445.1209	445.1209	0.0138		445.4670
Total	**0.2425**	**1.4232**	**1.9388**	**7.9000e-003**	**0.5442**	**0.0109**	**0.5551**	**0.1464**	**0.0103**	**0.1567**		**811.5330**	**811.5330**	**0.0354**		**812.4179**

Mitigated Construction On-Site

	ROG	NOx	CO	SO2	Fugitive PM10	Exhaust PM10	PM10 Total	Fugitive PM2.5	Exhaust PM2.5	PM2.5 Total	Bio- CO2	NBio-CO2	Total CO2	CH4	N2O	CO2e
Category	lb/day										lb/day					
Fugitive Dust					2.3486	0.0000	2.3486	1.2910	0.0000	1.2910			0.0000			0.0000
Off-Road	0.3200	1.3867	17.1199	0.0261		0.0427	0.0427		0.0427	0.0427	0.0000	2,530.5350	2,530.5350	0.8184		2,550.9956
Total	**0.3200**	**1.3867**	**17.1199**	**0.0261**	**2.3486**	**0.0427**	**2.3913**	**1.2910**	**0.0427**	**1.3337**	**0.0000**	**2,530.5350**	**2,530.5350**	**0.8184**		**2,550.9956**

Mitigated Construction Off-Site

	ROG	NOx	CO	SO2	Fugitive PM10	Exhaust PM10	PM10 Total	Fugitive PM2.5	Exhaust PM2.5	PM2.5 Total	Bio- CO2	NBio-CO2	Total CO2	CH4	N2O	CO2e
Category	lb/day										lb/day					
Hauling	0.0000	0.0000	0.0000	0.0000	0.0000	0.0000	0.0000	0.0000	0.0000	0.0000		0.0000	0.0000	0.0000		0.0000
Vendor	0.0468	1.2800	0.3679	3.4300e-003	0.0927	7.2100e-003	0.0999	0.0267	6.8900e-003	0.0336		366.4121	366.4121	0.0216		366.9509
Worker	0.1957	0.1432	1.5709	4.4700e-003	0.4516	3.7100e-003	0.4553	0.1197	3.4200e-003	0.1232		445.1209	445.1209	0.0138		445.4670
Total	**0.2425**	**1.4232**	**1.9388**	**7.9000e-003**	**0.5442**	**0.0109**	**0.5551**	**0.1464**	**0.0103**	**0.1567**		**811.5330**	**811.5330**	**0.0354**		**812.4179**

3.3 BTR Site Preparation - 2020

Unmitigated Construction On-Site

	ROG	NOx	CO	SO2	Fugitive PM10	Exhaust PM10	PM10 Total	Fugitive PM2.5	Exhaust PM2.5	PM2.5 Total	Bio- CO2	NBio-CO2	Total CO2	CH4	N2O	CO2e
Category	lb/day										lb/day					
Fugitive Dust					0.0000	0.0000	0.0000	0.0000	0.0000	0.0000			0.0000			0.0000
Off-Road	0.2095	2.1052	2.2797	3.1100e-003		0.1331	0.1331		0.1225	0.1225		300.7685	300.7685	0.0973		303.2004
Total	**0.2095**	**2.1052**	**2.2797**	**3.1100e-003**	**0.0000**	**0.1331**	**0.1331**	**0.0000**	**0.1225**	**0.1225**		**300.7685**	**300.7685**	**0.0973**		**303.2004**

Unmitigated Construction Off-Site

	ROG	NOx	CO	SO2	Fugitive PM10	Exhaust PM10	PM10 Total	Fugitive PM2.5	Exhaust PM2.5	PM2.5 Total	Bio- CO2	NBio-CO2	Total CO2	CH4	N2O	CO2e

Category	lb/day											lb/day					
Hauling	0.0000	0.0000	0.0000	0.0000	0.0000	0.0000	0.0000	0.0000	0.0000	0.0000		0.0000	0.0000	0.0000		0.0000
Vendor	0.0468	1.2800	0.3679	3.4300e-003	0.0927	7.2100e-003	0.0999	0.0267	6.8900e-003	0.0336		366.4121	366.4121	0.0216		366.9509
Worker	0.1305	0.0955	1.0473	2.9800e-003	0.3010	2.4700e-003	0.3035	0.0798	2.2800e-003	0.0821		296.7473	296.7473	9.2300e-003		296.9780
Total	**0.1773**	**1.3755**	**1.4152**	**6.4100e-003**	**0.3937**	**9.6800e-003**	**0.4034**	**0.1065**	**9.1700e-003**	**0.1157**		**663.1594**	**663.1594**	**0.0308**		**663.9289**

Mitigated Construction On-Site

	ROG	NOx	CO	SO2	Fugitive PM10	Exhaust PM10	PM10 Total	Fugitive PM2.5	Exhaust PM2.5	PM2.5 Total	Bio- CO2	NBio-CO2	Total CO2	CH4	N2O	CO2e
Category	lb/day										lb/day					
Fugitive Dust					0.0000	0.0000	0.0000	0.0000	0.0000	0.0000			0.0000			0.0000
Off-Road	0.0380	0.1646	2.3421	3.1100e-003		5.0600e-003	5.0600e-003		5.0600e-003	5.0600e-003	0.0000	300.7685	300.7685	0.0973		303.2004
Total	**0.0380**	**0.1646**	**2.3421**	**3.1100e-003**	**0.0000**	**5.0600e-003**	**5.0600e-003**	**0.0000**	**5.0600e-003**	**5.0600e-003**	**0.0000**	**300.7685**	**300.7685**	**0.0973**		**303.2004**

Mitigated Construction Off-Site

	ROG	NOx	CO	SO2	Fugitive PM10	Exhaust PM10	PM10 Total	Fugitive PM2.5	Exhaust PM2.5	PM2.5 Total	Bio- CO2	NBio-CO2	Total CO2	CH4	N2O	CO2e
Category	lb/day										lb/day					
Hauling	0.0000	0.0000	0.0000	0.0000	0.0000	0.0000	0.0000	0.0000	0.0000	0.0000		0.0000	0.0000	0.0000		0.0000
Vendor	0.0468	1.2800	0.3679	3.4300e-003	0.0927	7.2100e-003	0.0999	0.0267	6.8900e-003	0.0336		366.4121	366.4121	0.0216		366.9509

Worker	0.1305	0.0955	1.0473	2.9800e-003	0.3010	2.4700e-003	0.3035	0.0798	2.2800e-003	0.0821		296.7473	296.7473	9.2300e-003		296.9780
Total	**0.1773**	**1.3755**	**1.4152**	**6.4100e-003**	**0.3937**	**9.6800e-003**	**0.4034**	**0.1065**	**9.1700e-003**	**0.1157**		**663.1594**	**663.1594**	**0.0308**		**663.9289**

3.4 BTR Access Road Grading - 2020

Unmitigated Construction On-Site

	ROG	NOx	CO	SO2	Fugitive PM10	Exhaust PM10	PM10 Total	Fugitive PM2.5	Exhaust PM2.5	PM2.5 Total	Bio- CO2	NBio-CO2	Total CO2	CH4	N2O	CO2e
Category	lb/day										lb/day					
Fugitive Dust					24.0883	0.0000	24.0883	13.2409	0.0000	13.2409			0.0000			0.0000
Off-Road	6.1359	63.4001	38.7165	0.0672		3.2199	3.2199		2.9623	2.9623		6,512.9178	6,512.9178	2.1064		6,565.5780
Total	**6.1359**	**63.4001**	**38.7165**	**0.0672**	**24.0883**	**3.2199**	**27.3082**	**13.2409**	**2.9623**	**16.2032**		**6,512.9178**	**6,512.9178**	**2.1064**		**6,565.5780**

Unmitigated Construction Off-Site

	ROG	NOx	CO	SO2	Fugitive PM10	Exhaust PM10	PM10 Total	Fugitive PM2.5	Exhaust PM2.5	PM2.5 Total	Bio- CO2	NBio-CO2	Total CO2	CH4	N2O	CO2e
Category	lb/day										lb/day					
Hauling	0.0000	0.0000	0.0000	0.0000	0.0000	0.0000	0.0000	0.0000	0.0000	0.0000		0.0000	0.0000	0.0000		0.0000
Vendor	0.0468	1.2800	0.3679	3.4300e-003	0.0927	7.2100e-003	0.0999	0.0267	6.8900e-003	0.0336		366.4121	366.4121	0.0216		366.9509
Worker	0.2610	0.1909	2.0946	5.9600e-003	0.6021	4.9400e-003	0.6070	0.1597	4.5500e-003	0.1642		593.4946	593.4946	0.0185		593.9560
Total	**0.3078**	**1.4709**	**2.4625**	**9.3900e-003**	**0.6948**	**0.0122**	**0.7069**	**0.1863**	**0.0114**	**0.1978**		**959.9067**	**959.9067**	**0.0400**		**960.9069**

Mitigated Construction On-Site

	ROG	NOx	CO	SO2	Fugitive PM10	Exhaust PM10	PM10 Total	Fugitive PM2.5	Exhaust PM2.5	PM2.5 Total	Bio- CO2	NBio-CO2	Total CO2	CH4	N2O	CO2e
Category	lb/day										lb/day					
Fugitive Dust					9.3945	0.0000	9.3945	5.1640	0.0000	5.1640			0.0000			0.0000
Off-Road	0.8243	3.5718	40.3747	0.0672		0.1099	0.1099		0.1099	0.1099	0.0000	6,512.9178	6,512.9178	2.1064		6,565.5780
Total	**0.8243**	**3.5718**	**40.3747**	**0.0672**	**9.3945**	**0.1099**	**9.5044**	**5.1640**	**0.1099**	**5.2739**	**0.0000**	**6,512.9178**	**6,512.9178**	**2.1064**		**6,565.5780**

Mitigated Construction Off-Site

	ROG	NOx	CO	SO2	Fugitive PM10	Exhaust PM10	PM10 Total	Fugitive PM2.5	Exhaust PM2.5	PM2.5 Total	Bio- CO2	NBio-CO2	Total CO2	CH4	N2O	CO2e
Category	lb/day										lb/day					
Hauling	0.0000	0.0000	0.0000	0.0000	0.0000	0.0000	0.0000	0.0000	0.0000	0.0000		0.0000	0.0000	0.0000		0.0000
Vendor	0.0468	1.2800	0.3679	3.4300e-003	0.0927	7.2100e-003	0.0999	0.0267	6.8900e-003	0.0336		366.4121	366.4121	0.0216		366.9509
Worker	0.2610	0.1909	2.0946	5.9600e-003	0.6021	4.9400e-003	0.6070	0.1597	4.5500e-003	0.1642		593.4946	593.4946	0.0185		593.9560
Total	**0.3078**	**1.4709**	**2.4625**	**9.3900e-003**	**0.6948**	**0.0122**	**0.7069**	**0.1863**	**0.0114**	**0.1978**		**959.9067**	**959.9067**	**0.0400**		**960.9069**

3.5 Dewatering Activities - 2020

Unmitigated Construction On-Site

	ROG	NOx	CO	SO2	Fugitive PM10	Exhaust PM10	PM10 Total	Fugitive PM2.5	Exhaust PM2.5	PM2.5 Total	Bio- CO2	NBio-CO2	Total CO2	CH4	N2O	CO2e

Category	lb/day										lb/day					
Off-Road	5.0781	42.3485	45.1506	0.0789		2.4864	2.4864		2.4864	2.4864		7,476.4148	7,476.4148	0.4473		7,487.5972
Total	**5.0781**	**42.3485**	**45.1506**	**0.0789**		**2.4864**	**2.4864**		**2.4864**	**2.4864**		**7,476.4148**	**7,476.4148**	**0.4473**		**7,487.5972**

Unmitigated Construction Off-Site

	ROG	NOx	CO	SO2	Fugitive PM10	Exhaust PM10	PM10 Total	Fugitive PM2.5	Exhaust PM2.5	PM2.5 Total	Bio- CO2	NBio-CO2	Total CO2	CH4	N2O	CO2e
Category	lb/day										lb/day					
Hauling	0.0000	0.0000	0.0000	0.0000	0.0000	0.0000	0.0000	0.0000	0.0000	0.0000		0.0000	0.0000	0.0000		0.0000
Vendor	0.0000	0.0000	0.0000	0.0000	0.0000	0.0000	0.0000	0.0000	0.0000	0.0000		0.0000	0.0000	0.0000		0.0000
Worker	0.1957	0.1432	1.5709	4.4700e-003	0.4516	3.7100e-003	0.4553	0.1197	3.4200e-003	0.1232		445.1209	445.1209	0.0138		445.4670
Total	**0.1957**	**0.1432**	**1.5709**	**4.4700e-003**	**0.4516**	**3.7100e-003**	**0.4553**	**0.1197**	**3.4200e-003**	**0.1232**		**445.1209**	**445.1209**	**0.0138**		**445.4670**

Mitigated Construction On-Site

	ROG	NOx	CO	SO2	Fugitive PM10	Exhaust PM10	PM10 Total	Fugitive PM2.5	Exhaust PM2.5	PM2.5 Total	Bio- CO2	NBio-CO2	Total CO2	CH4	N2O	CO2e
Category	lb/day										lb/day					
Off-Road	0.0000	0.0000	0.0000	0.0789		0.0000	0.0000		0.0000	0.0000	0.0000	0.0000	0.0000	0.0000		0.0000
Total	**0.0000**	**0.0000**	**0.0000**	**0.0789**		**0.0000**	**0.0000**		**0.0000**	**0.0000**	**0.0000**	**0.0000**	**0.0000**	**0.0000**		**0.0000**

Mitigated Construction Off-Site

	ROG	NOx	CO	SO2	Fugitive PM10	Exhaust PM10	PM10 Total	Fugitive PM2.5	Exhaust PM2.5	PM2.5 Total	Bio- CO2	NBio-CO2	Total CO2	CH4	N2O	CO2e
Category	lb/day										lb/day					
Hauling	0.0000	0.0000	0.0000	0.0000	0.0000	0.0000	0.0000	0.0000	0.0000	0.0000		0.0000	0.0000	0.0000		0.0000
Vendor	0.0000	0.0000	0.0000	0.0000	0.0000	0.0000	0.0000	0.0000	0.0000	0.0000		0.0000	0.0000	0.0000		0.0000
Worker	0.1957	0.1432	1.5709	4.4700e-003	0.4516	3.7100e-003	0.4553	0.1197	3.4200e-003	0.1232		445.1209	445.1209	0.0138		445.4670
Total	**0.1957**	**0.1432**	**1.5709**	**4.4700e-003**	**0.4516**	**3.7100e-003**	**0.4553**	**0.1197**	**3.4200e-003**	**0.1232**		**445.1209**	**445.1209**	**0.0138**		**445.4670**

3.6 Paving Haul Roads - 2020

Unmitigated Construction On-Site

	ROG	NOx	CO	SO2	Fugitive PM10	Exhaust PM10	PM10 Total	Fugitive PM2.5	Exhaust PM2.5	PM2.5 Total	Bio- CO2	NBio-CO2	Total CO2	CH4	N2O	CO2e
Category	lb/day										lb/day					
Off-Road	0.6783	7.0328	7.3260	0.0114		0.3764	0.3764		0.3463	0.3463		1,103.8667	1,103.8667	0.3570		1,112.7920
Paving	0.6812					0.0000	0.0000		0.0000	0.0000			0.0000			0.0000
Total	**1.3595**	**7.0328**	**7.3260**	**0.0114**		**0.3764**	**0.3764**		**0.3463**	**0.3463**		**1,103.8667**	**1,103.8667**	**0.3570**		**1,112.7920**

Unmitigated Construction Off-Site

	ROG	NOx	CO	SO2	Fugitive PM10	Exhaust PM10	PM10 Total	Fugitive PM2.5	Exhaust PM2.5	PM2.5 Total	Bio- CO2	NBio-CO2	Total CO2	CH4	N2O	CO2e
Category	lb/day										lb/day					
Hauling	0.0000	0.0000	0.0000	0.0000	0.0000	0.0000	0.0000	0.0000	0.0000	0.0000		0.0000	0.0000	0.0000		0.0000
Vendor	0.0000	0.0000	0.0000	0.0000	0.0000	0.0000	0.0000	0.0000	0.0000	0.0000		0.0000	0.0000	0.0000		0.0000
Worker	0.0392	0.0286	0.3142	8.9000e-004	0.0903	7.4000e-004	0.0911	0.0240	6.8000e-004	0.0246		89.0242	89.0242	2.7700e-003		89.0934
Total	**0.0392**	**0.0286**	**0.3142**	**8.9000e-004**	**0.0903**	**7.4000e-004**	**0.0911**	**0.0240**	**6.8000e-004**	**0.0246**		**89.0242**	**89.0242**	**2.7700e-003**		**89.0934**

Mitigated Construction On-Site

	ROG	NOx	CO	SO2	Fugitive PM10	Exhaust PM10	PM10 Total	Fugitive PM2.5	Exhaust PM2.5	PM2.5 Total	Bio- CO2	NBio-CO2	Total CO2	CH4	N2O	CO2e
Category	lb/day										lb/day					
Off-Road	0.1402	0.6077	8.6478	0.0114		0.0187	0.0187		0.0187	0.0187	0.0000	1,103.8667	1,103.8667	0.3570		1,112.7920
Paving	0.6812					0.0000	0.0000		0.0000	0.0000			0.0000			0.0000
Total	**0.8214**	**0.6077**	**8.6478**	**0.0114**		**0.0187**	**0.0187**		**0.0187**	**0.0187**	**0.0000**	**1,103.8667**	**1,103.8667**	**0.3570**		**1,112.7920**

Mitigated Construction Off-Site

	ROG	NOx	CO	SO2	Fugitive PM10	Exhaust PM10	PM10 Total	Fugitive PM2.5	Exhaust PM2.5	PM2.5 Total	Bio- CO2	NBio-CO2	Total CO2	CH4	N2O	CO2e
Category	lb/day										lb/day					

Hauling	0.0000	0.0000	0.0000	0.0000	0.0000	0.0000	0.0000	0.0000	0.0000	0.0000		0.0000	0.0000	0.0000		0.0000
Vendor	0.0000	0.0000	0.0000	0.0000	0.0000	0.0000	0.0000	0.0000	0.0000	0.0000		0.0000	0.0000	0.0000		0.0000
Worker	0.0392	0.0286	0.3142	8.9000e-004	0.0903	7.4000e-004	0.0911	0.0240	6.8000e-004	0.0246		89.0242	89.0242	2.7700e-003		89.0934
Total	**0.0392**	**0.0286**	**0.3142**	**8.9000e-004**	**0.0903**	**7.4000e-004**	**0.0911**	**0.0240**	**6.8000e-004**	**0.0246**		**89.0242**	**89.0242**	**2.7700e-003**		**89.0934**

3.7 Culvert Crossing Repair - 2020

Unmitigated Construction On-Site

	ROG	NOx	CO	SO2	Fugitive PM10	Exhaust PM10	PM10 Total	Fugitive PM2.5	Exhaust PM2.5	PM2.5 Total	Bio- CO2	NBio-CO2	Total CO2	CH4	N2O	CO2e
Category	lb/day										lb/day					
Off-Road	0.0588	0.3682	0.3085	7.1000e-004		0.0143	0.0143		0.0143	0.0143		50.5163	50.5163	5.2400e-003		50.6474
Paving	0.6812					0.0000	0.0000		0.0000	0.0000			0.0000			0.0000
Total	**0.7400**	**0.3682**	**0.3085**	**7.1000e-004**		**0.0143**	**0.0143**		**0.0143**	**0.0143**		**50.5163**	**50.5163**	**5.2400e-003**		**50.6474**

Unmitigated Construction Off-Site

	ROG	NOx	CO	SO2	Fugitive PM10	Exhaust PM10	PM10 Total	Fugitive PM2.5	Exhaust PM2.5	PM2.5 Total	Bio- CO2	NBio-CO2	Total CO2	CH4	N2O	CO2e
Category	lb/day										lb/day					
Hauling	0.0000	0.0000	0.0000	0.0000	0.0000	0.0000	0.0000	0.0000	0.0000	0.0000		0.0000	0.0000	0.0000		0.0000
Vendor	0.0000	0.0000	0.0000	0.0000	0.0000	0.0000	0.0000	0.0000	0.0000	0.0000		0.0000	0.0000	0.0000		0.0000
Worker	0.1044	0.0764	0.8378	2.3800e-003	0.2408	1.9800e-003	0.2428	0.0639	1.8200e-003	0.0657		237.3978	237.3978	7.3800e-003		237.5824

Total	**0.1044**	**0.0764**	**0.8378**	**2.3800e-003**	**0.2408**	**1.9800e-003**	**0.2428**	**0.0639**	**1.8200e-003**	**0.0657**		**237.3978**	**237.3978**	**7.3800e-003**		**237.5824**

Mitigated Construction On-Site

	ROG	NOx	CO	SO2	Fugitive PM10	Exhaust PM10	PM10 Total	Fugitive PM2.5	Exhaust PM2.5	PM2.5 Total	Bio- CO2	NBio-CO2	Total CO2	CH4	N2O	CO2e
Category	lb/day										lb/day					
Off-Road	0.0000	0.0000	0.0000	7.1000e-004		0.0000	0.0000		0.0000	0.0000	0.0000	50.5163	50.5163	5.2400e-003		50.6474
Paving	0.6812					0.0000	0.0000		0.0000	0.0000			0.0000			0.0000
Total	**0.6812**	**0.0000**	**0.0000**	**7.1000e-004**		**0.0000**	**0.0000**		**0.0000**	**0.0000**	**0.0000**	**50.5163**	**50.5163**	**5.2400e-003**		**50.6474**

Mitigated Construction Off-Site

	ROG	NOx	CO	SO2	Fugitive PM10	Exhaust PM10	PM10 Total	Fugitive PM2.5	Exhaust PM2.5	PM2.5 Total	Bio- CO2	NBio-CO2	Total CO2	CH4	N2O	CO2e
Category	lb/day										lb/day					
Hauling	0.0000	0.0000	0.0000	0.0000	0.0000	0.0000	0.0000	0.0000	0.0000	0.0000		0.0000	0.0000	0.0000		0.0000
Vendor	0.0000	0.0000	0.0000	0.0000	0.0000	0.0000	0.0000	0.0000	0.0000	0.0000		0.0000	0.0000	0.0000		0.0000
Worker	0.1044	0.0764	0.8378	2.3800e-003	0.2408	1.9800e-003	0.2428	0.0639	1.8200e-003	0.0657		237.3978	237.3978	7.3800e-003		237.5824
Total	**0.1044**	**0.0764**	**0.8378**	**2.3800e-003**	**0.2408**	**1.9800e-003**	**0.2428**	**0.0639**	**1.8200e-003**	**0.0657**		**237.3978**	**237.3978**	**7.3800e-003**		**237.5824**

3.8 BTR Grading and Hauling - 2020

Unmitigated Construction On-Site

	ROG	NOx	CO	SO2	Fugitive PM10	Exhaust PM10	PM10 Total	Fugitive PM2.5	Exhaust PM2.5	PM2.5 Total	Bio- CO2	NBio-CO2	Total CO2	CH4	N2O	CO2e
Category	lb/day										lb/day					
Fugitive Dust					24.0883	0.0000	24.0883	13.2409	0.0000	13.2409			0.0000			0.0000
Off-Road	6.1359	63.4001	38.7165	0.0672		3.2199	3.2199		2.9623	2.9623		6,512.9178	6,512.9178	2.1064		6,565.5780
Total	**6.1359**	**63.4001**	**38.7165**	**0.0672**	**24.0883**	**3.2199**	**27.3082**	**13.2409**	**2.9623**	**16.2032**		**6,512.9178**	**6,512.9178**	**2.1064**		**6,565.5780**

Unmitigated Construction Off-Site

	ROG	NOx	CO	SO2	Fugitive PM10	Exhaust PM10	PM10 Total	Fugitive PM2.5	Exhaust PM2.5	PM2.5 Total	Bio- CO2	NBio-CO2	Total CO2	CH4	N2O	CO2e
Category	lb/day										lb/day					
Hauling	0.0000	0.0000	0.0000	0.0000	0.0000	0.0000	0.0000	0.0000	0.0000	0.0000		0.0000	0.0000	0.0000		0.0000
Vendor	0.0468	1.2800	0.3679	3.4300e-003	0.0927	7.2100e-003	0.0999	0.0267	6.8900e-003	0.0336		366.4121	366.4121	0.0216		366.9509
Worker	0.6264	0.4582	5.0269	0.0143	1.4450	0.0119	1.4569	0.3832	0.0109	0.3941		1,424.3869	1,424.3869	0.0443		1,425.4944
Total	**0.6732**	**1.7382**	**5.3949**	**0.0177**	**1.5377**	**0.0191**	**1.5567**	**0.4099**	**0.0178**	**0.4277**		**1,790.7990**	**1,790.7990**	**0.0659**		**1,792.4453**

Mitigated Construction On-Site

	ROG	NOx	CO	SO2	Fugitive PM10	Exhaust PM10	PM10 Total	Fugitive PM2.5	Exhaust PM2.5	PM2.5 Total	Bio- CO2	NBio-CO2	Total CO2	CH4	N2O	CO2e
Category	lb/day										lb/day					

Fugitive Dust					9.3945	0.0000	9.3945	5.1640	0.0000	5.1640			0.0000			0.0000
Off-Road	0.8243	3.5718	40.3747	0.0672		0.1099	0.1099		0.1099	0.1099	0.0000	6,512.9178	6,512.9178	2.1064		6,565.5780
Total	**0.8243**	**3.5718**	**40.3747**	**0.0672**	**9.3945**	**0.1099**	**9.5044**	**5.1640**	**0.1099**	**5.2739**	**0.0000**	**6,512.9178**	**6,512.9178**	**2.1064**		**6,565.5780**

Mitigated Construction Off-Site

	ROG	NOx	CO	SO2	Fugitive PM10	Exhaust PM10	PM10 Total	Fugitive PM2.5	Exhaust PM2.5	PM2.5 Total	Bio- CO2	NBio-CO2	Total CO2	CH4	N2O	CO2e
Category	lb/day										lb/day					
Hauling	0.0000	0.0000	0.0000	0.0000	0.0000	0.0000	0.0000	0.0000	0.0000	0.0000		0.0000	0.0000	0.0000		0.0000
Vendor	0.0468	1.2800	0.3679	3.4300e-003	0.0927	7.2100e-003	0.0999	0.0267	6.8900e-003	0.0336		366.4121	366.4121	0.0216		366.9509
Worker	0.6264	0.4582	5.0269	0.0143	1.4450	0.0119	1.4569	0.3832	0.0109	0.3941		1,424.3869	1,424.3869	0.0443		1,425.4944
Total	**0.6732**	**1.7382**	**5.3949**	**0.0177**	**1.5377**	**0.0191**	**1.5567**	**0.4099**	**0.0178**	**0.4277**		**1,790.7990**	**1,790.7990**	**0.0659**		**1,792.4453**

3.9 SPS Grading - 2020

Unmitigated Construction On-Site

	ROG	NOx	CO	SO2	Fugitive PM10	Exhaust PM10	PM10 Total	Fugitive PM2.5	Exhaust PM2.5	PM2.5 Total	Bio- CO2	NBio-CO2	Total CO2	CH4	N2O	CO2e
Category	lb/day										lb/day					
Fugitive Dust					24.0883	0.0000	24.0883	13.2409	0.0000	13.2409			0.0000			0.0000
Off-Road	5.1560	53.7496	25.6452	0.0465		2.7524	2.7524		2.5322	2.5322		4,512.4441	4,512.4441	1.4594		4,548.9295
Total	**5.1560**	**53.7496**	**25.6452**	**0.0465**	**24.0883**	**2.7524**	**26.8407**	**13.2409**	**2.5322**	**15.7731**		**4,512.4441**	**4,512.4441**	**1.4594**		**4,548.9295**

Unmitigated Construction Off-Site

	ROG	NOx	CO	SO2	Fugitive PM10	Exhaust PM10	PM10 Total	Fugitive PM2.5	Exhaust PM2.5	PM2.5 Total	Bio- CO2	NBio-CO2	Total CO2	CH4	N2O	CO2e
Category	lb/day										lb/day					
Hauling	0.0000	0.0000	0.0000	0.0000	0.0000	0.0000	0.0000	0.0000	0.0000	0.0000		0.0000	0.0000	0.0000		0.0000
Vendor	0.0000	0.0000	0.0000	0.0000	0.0000	0.0000	0.0000	0.0000	0.0000	0.0000		0.0000	0.0000	0.0000		0.0000
Worker	0.3262	0.2386	2.6182	7.4500e-003	0.7526	6.1800e-003	0.7588	0.1996	5.6900e-003	0.2053		741.8682	741.8682	0.0231		742.4450
Total	**0.3262**	**0.2386**	**2.6182**	**7.4500e-003**	**0.7526**	**6.1800e-003**	**0.7588**	**0.1996**	**5.6900e-003**	**0.2053**		**741.8682**	**741.8682**	**0.0231**		**742.4450**

Mitigated Construction On-Site

	ROG	NOx	CO	SO2	Fugitive PM10	Exhaust PM10	PM10 Total	Fugitive PM2.5	Exhaust PM2.5	PM2.5 Total	Bio- CO2	NBio-CO2	Total CO2	CH4	N2O	CO2e
Category	lb/day										lb/day					
Fugitive Dust					9.3945	0.0000	9.3945	5.1640	0.0000	5.1640			0.0000			0.0000
Off-Road	0.5701	2.4706	24.7026	0.0465		0.0760	0.0760		0.0760	0.0760	0.0000	4,512.4441	4,512.4441	1.4594		4,548.9295
Total	**0.5701**	**2.4706**	**24.7026**	**0.0465**	**9.3945**	**0.0760**	**9.4705**	**5.1640**	**0.0760**	**5.2400**	**0.0000**	**4,512.4441**	**4,512.4441**	**1.4594**		**4,548.9295**

Mitigated Construction Off-Site

	ROG	NOx	CO	SO2	Fugitive PM10	Exhaust PM10	PM10 Total	Fugitive PM2.5	Exhaust PM2.5	PM2.5 Total	Bio- CO2	NBio-CO2	Total CO2	CH4	N2O	CO2e
Category	lb/day										lb/day					
Hauling	0.0000	0.0000	0.0000	0.0000	0.0000	0.0000	0.0000	0.0000	0.0000	0.0000		0.0000	0.0000	0.0000		0.0000
Vendor	0.0000	0.0000	0.0000	0.0000	0.0000	0.0000	0.0000	0.0000	0.0000	0.0000		0.0000	0.0000	0.0000		0.0000
Worker	0.3262	0.2386	2.6182	7.4500e-003	0.7526	6.1800e-003	0.7588	0.1996	5.6900e-003	0.2053		741.8682	741.8682	0.0231		742.4450
Total	**0.3262**	**0.2386**	**2.6182**	**7.4500e-003**	**0.7526**	**6.1800e-003**	**0.7588**	**0.1996**	**5.6900e-003**	**0.2053**		**741.8682**	**741.8682**	**0.0231**		**742.4450**

3.10 SPS Construction - 2020

Unmitigated Construction On-Site

	ROG	NOx	CO	SO2	Fugitive PM10	Exhaust PM10	PM10 Total	Fugitive PM2.5	Exhaust PM2.5	PM2.5 Total	Bio- CO2	NBio-CO2	Total CO2	CH4	N2O	CO2e
Category	lb/day										lb/day					
Off-Road	5.0512	52.6970	24.5054	0.0450		2.6858	2.6858		2.4710	2.4710		4,362.0598	4,362.0598	1.4108		4,397.3293
Total	**5.0512**	**52.6970**	**24.5054**	**0.0450**		**2.6858**	**2.6858**		**2.4710**	**2.4710**		**4,362.0598**	**4,362.0598**	**1.4108**		**4,397.3293**

Unmitigated Construction Off-Site

	ROG	NOx	CO	SO2	Fugitive PM10	Exhaust PM10	PM10 Total	Fugitive PM2.5	Exhaust PM2.5	PM2.5 Total	Bio- CO2	NBio-CO2	Total CO2	CH4	N2O	CO2e
Category	lb/day										lb/day					
Hauling	0.0000	0.0000	0.0000	0.0000	0.0000	0.0000	0.0000	0.0000	0.0000	0.0000		0.0000	0.0000	0.0000		0.0000

Vendor	0.0403	1.1334	0.3269	2.8200e-003	0.0733	5.7700e-003	0.0790	0.0211	5.5200e-003	0.0266		300.7275	300.7275	0.0192		301.2064
Worker	0.0000	0.0000	0.0000	0.0000	0.0000	0.0000	0.0000	0.0000	0.0000	0.0000		0.0000	0.0000	0.0000		0.0000
Total	**0.0403**	**1.1334**	**0.3269**	**2.8200e-003**	**0.0733**	**5.7700e-003**	**0.0790**	**0.0211**	**5.5200e-003**	**0.0266**		**300.7275**	**300.7275**	**0.0192**		**301.2064**

Mitigated Construction On-Site

	ROG	NOx	CO	SO2	Fugitive PM10	Exhaust PM10	PM10 Total	Fugitive PM2.5	Exhaust PM2.5	PM2.5 Total	Bio- CO2	NBio-CO2	Total CO2	CH4	N2O	CO2e
Category	lb/day										lb/day					
Off-Road	0.5511	2.3883	23.5315	0.0450		0.0735	0.0735		0.0735	0.0735	0.0000	4,362.0598	4,362.0598	1.4108		4,397.3293
Total	**0.5511**	**2.3883**	**23.5315**	**0.0450**		**0.0735**	**0.0735**		**0.0735**	**0.0735**	**0.0000**	**4,362.0598**	**4,362.0598**	**1.4108**		**4,397.3293**

Mitigated Construction Off-Site

	ROG	NOx	CO	SO2	Fugitive PM10	Exhaust PM10	PM10 Total	Fugitive PM2.5	Exhaust PM2.5	PM2.5 Total	Bio- CO2	NBio-CO2	Total CO2	CH4	N2O	CO2e
Category	lb/day										lb/day					
Hauling	0.0000	0.0000	0.0000	0.0000	0.0000	0.0000	0.0000	0.0000	0.0000	0.0000		0.0000	0.0000	0.0000		0.0000
Vendor	0.0403	1.1334	0.3269	2.8200e-003	0.0733	5.7700e-003	0.0790	0.0211	5.5200e-003	0.0266		300.7275	300.7275	0.0192		301.2064
Worker	0.0000	0.0000	0.0000	0.0000	0.0000	0.0000	0.0000	0.0000	0.0000	0.0000		0.0000	0.0000	0.0000		0.0000
Total	**0.0403**	**1.1334**	**0.3269**	**2.8200e-003**	**0.0733**	**5.7700e-003**	**0.0790**	**0.0211**	**5.5200e-003**	**0.0266**		**300.7275**	**300.7275**	**0.0192**		**301.2064**

3.11 Seasonal Stockpile/Crushing - 2020

Unmitigated Construction On-Site

	ROG	NOx	CO	SO2	Fugitive PM10	Exhaust PM10	PM10 Total	Fugitive PM2.5	Exhaust PM2.5	PM2.5 Total	Bio- CO2	NBio-CO2	Total CO2	CH4	N2O	CO2e
Category	lb/day										lb/day					
Off-Road	1.3712	11.4881	12.6172	0.0198		0.7034	0.7034		0.6821	0.6821		1,889.1017	1,889.1017	0.2787		1,896.0703
Total	**1.3712**	**11.4881**	**12.6172**	**0.0198**		**0.7034**	**0.7034**		**0.6821**	**0.6821**		**1,889.1017**	**1,889.1017**	**0.2787**		**1,896.0703**

Unmitigated Construction Off-Site

	ROG	NOx	CO	SO2	Fugitive PM10	Exhaust PM10	PM10 Total	Fugitive PM2.5	Exhaust PM2.5	PM2.5 Total	Bio- CO2	NBio-CO2	Total CO2	CH4	N2O	CO2e
Category	lb/day										lb/day					
Hauling	0.0000	0.0000	0.0000	0.0000	0.0000	0.0000	0.0000	0.0000	0.0000	0.0000		0.0000	0.0000	0.0000		0.0000
Vendor	0.0000	0.0000	0.0000	0.0000	0.0000	0.0000	0.0000	0.0000	0.0000	0.0000		0.0000	0.0000	0.0000		0.0000
Worker	0.1044	0.0764	0.8378	2.3800e-003	0.2408	1.9800e-003	0.2428	0.0639	1.8200e-003	0.0657		237.3978	237.3978	7.3800e-003		237.5824
Total	**0.1044**	**0.0764**	**0.8378**	**2.3800e-003**	**0.2408**	**1.9800e-003**	**0.2428**	**0.0639**	**1.8200e-003**	**0.0657**		**237.3978**	**237.3978**	**7.3800e-003**		**237.5824**

Mitigated Construction On-Site

	ROG	NOx	CO	SO2	Fugitive PM10	Exhaust PM10	PM10 Total	Fugitive PM2.5	Exhaust PM2.5	PM2.5 Total	Bio- CO2	NBio-CO2	Total CO2	CH4	N2O	CO2e
Category	lb/day										lb/day					
Off-Road	0.2119	0.9182	13.0670	0.0198		0.0283	0.0283		0.0283	0.0283	0.0000	1,889.1017	1,889.1017	0.2787		1,896.0703
Total	**0.2119**	**0.9182**	**13.0670**	**0.0198**		**0.0283**	**0.0283**		**0.0283**	**0.0283**	**0.0000**	**1,889.1017**	**1,889.1017**	**0.2787**		**1,896.0703**

Mitigated Construction Off-Site

	ROG	NOx	CO	SO2	Fugitive PM10	Exhaust PM10	PM10 Total	Fugitive PM2.5	Exhaust PM2.5	PM2.5 Total	Bio- CO2	NBio-CO2	Total CO2	CH4	N2O	CO2e
Category	lb/day										lb/day					
Hauling	0.0000	0.0000	0.0000	0.0000	0.0000	0.0000	0.0000	0.0000	0.0000	0.0000		0.0000	0.0000	0.0000		0.0000
Vendor	0.0000	0.0000	0.0000	0.0000	0.0000	0.0000	0.0000	0.0000	0.0000	0.0000		0.0000	0.0000	0.0000		0.0000
Worker	0.1044	0.0764	0.8378	2.3800e-003	0.2408	1.9800e-003	0.2428	0.0639	1.8200e-003	0.0657		237.3978	237.3978	7.3800e-003		237.5824
Total	**0.1044**	**0.0764**	**0.8378**	**2.3800e-003**	**0.2408**	**1.9800e-003**	**0.2428**	**0.0639**	**1.8200e-003**	**0.0657**		**237.3978**	**237.3978**	**7.3800e-003**		**237.5824**

3.12 SPS Paving - 2020

Unmitigated Construction On-Site

	ROG	NOx	CO	SO2	Fugitive PM10	Exhaust PM10	PM10 Total	Fugitive PM2.5	Exhaust PM2.5	PM2.5 Total	Bio- CO2	NBio-CO2	Total CO2	CH4	N2O	CO2e
Category	lb/day										lb/day					
Off-Road	0.6783	7.0328	7.3260	0.0114		0.3764	0.3764		0.3463	0.3463		1,103.8667	1,103.8667	0.3570		1,112.7920

Paving	0.3275					0.0000	0.0000		0.0000	0.0000			0.0000			0.0000
Total	**1.0058**	**7.0328**	**7.3260**	**0.0114**		**0.3764**	**0.3764**		**0.3463**	**0.3463**		**1,103.8667**	**1,103.8667**	**0.3570**		**1,112.7920**

Unmitigated Construction Off-Site

	ROG	NOx	CO	SO2	Fugitive PM10	Exhaust PM10	PM10 Total	Fugitive PM2.5	Exhaust PM2.5	PM2.5 Total	Bio- CO2	NBio-CO2	Total CO2	CH4	N2O	CO2e
Category	lb/day										lb/day					
Hauling	0.0000	0.0000	0.0000	0.0000	0.0000	0.0000	0.0000	0.0000	0.0000	0.0000		0.0000	0.0000	0.0000		0.0000
Vendor	0.0000	0.0000	0.0000	0.0000	0.0000	0.0000	0.0000	0.0000	0.0000	0.0000		0.0000	0.0000	0.0000		0.0000
Worker	0.0653	0.0477	0.5236	1.4900e-003	0.1505	1.2400e-003	0.1518	0.0399	1.1400e-003	0.0411		148.3736	148.3736	4.6100e-003		148.4890
Total	**0.0653**	**0.0477**	**0.5236**	**1.4900e-003**	**0.1505**	**1.2400e-003**	**0.1518**	**0.0399**	**1.1400e-003**	**0.0411**		**148.3736**	**148.3736**	**4.6100e-003**		**148.4890**

Mitigated Construction On-Site

	ROG	NOx	CO	SO2	Fugitive PM10	Exhaust PM10	PM10 Total	Fugitive PM2.5	Exhaust PM2.5	PM2.5 Total	Bio- CO2	NBio-CO2	Total CO2	CH4	N2O	CO2e
Category	lb/day										lb/day					
Off-Road	0.1402	0.6077	8.6478	0.0114		0.0187	0.0187		0.0187	0.0187	0.0000	1,103.8667	1,103.8667	0.3570		1,112.7920
Paving	0.3275					0.0000	0.0000		0.0000	0.0000			0.0000			0.0000
Total	**0.4677**	**0.6077**	**8.6478**	**0.0114**		**0.0187**	**0.0187**		**0.0187**	**0.0187**	**0.0000**	**1,103.8667**	**1,103.8667**	**0.3570**		**1,112.7920**

Mitigated Construction Off-Site

	ROG	NOx	CO	SO2	Fugitive PM10	Exhaust PM10	PM10 Total	Fugitive PM2.5	Exhaust PM2.5	PM2.5 Total	Bio- CO2	NBio-CO2	Total CO2	CH4	N2O	CO2e
Category	lb/day										lb/day					
Hauling	0.0000	0.0000	0.0000	0.0000	0.0000	0.0000	0.0000	0.0000	0.0000	0.0000		0.0000	0.0000	0.0000		0.0000
Vendor	0.0000	0.0000	0.0000	0.0000	0.0000	0.0000	0.0000	0.0000	0.0000	0.0000		0.0000	0.0000	0.0000		0.0000
Worker	0.0653	0.0477	0.5236	1.4900e-003	0.1505	1.2400e-003	0.1518	0.0399	1.1400e-003	0.0411		148.3736	148.3736	4.6100e-003		148.4890
Total	**0.0653**	**0.0477**	**0.5236**	**1.4900e-003**	**0.1505**	**1.2400e-003**	**0.1518**	**0.0399**	**1.1400e-003**	**0.0411**		**148.3736**	**148.3736**	**4.6100e-003**		**148.4890**

3.13 Slope Protection Activity - 2020

Unmitigated Construction On-Site

	ROG	NOx	CO	SO2	Fugitive PM10	Exhaust PM10	PM10 Total	Fugitive PM2.5	Exhaust PM2.5	PM2.5 Total	Bio- CO2	NBio-CO2	Total CO2	CH4	N2O	CO2e
Category	lb/day										lb/day					
Fugitive Dust					0.0000	0.0000	0.0000	0.0000	0.0000	0.0000			0.0000			0.0000
Off-Road	0.2095	2.1052	2.2797	3.1100e-003		0.1331	0.1331		0.1225	0.1225		300.7685	300.7685	0.0973		303.2004
Total	**0.2095**	**2.1052**	**2.2797**	**3.1100e-003**	**0.0000**	**0.1331**	**0.1331**	**0.0000**	**0.1225**	**0.1225**		**300.7685**	**300.7685**	**0.0973**		**303.2004**

Unmitigated Construction Off-Site

	ROG	NOx	CO	SO2	Fugitive PM10	Exhaust PM10	PM10 Total	Fugitive PM2.5	Exhaust PM2.5	PM2.5 Total	Bio- CO2	NBio-CO2	Total CO2	CH4	N2O	CO2e

Category	lb/day											lb/day				
Hauling	0.0000	0.0000	0.0000	0.0000	0.0000	0.0000	0.0000	0.0000	0.0000	0.0000		0.0000	0.0000	0.0000		0.0000
Vendor	0.0000	0.0000	0.0000	0.0000	0.0000	0.0000	0.0000	0.0000	0.0000	0.0000		0.0000	0.0000	0.0000		0.0000
Worker	0.0000	0.0000	0.0000	0.0000	0.0000	0.0000	0.0000	0.0000	0.0000	0.0000		0.0000	0.0000	0.0000		0.0000
Total	**0.0000**	**0.0000**	**0.0000**	**0.0000**	**0.0000**	**0.0000**	**0.0000**	**0.0000**	**0.0000**	**0.0000**		**0.0000**	**0.0000**	**0.0000**		**0.0000**

Mitigated Construction On-Site

	ROG	NOx	CO	SO2	Fugitive PM10	Exhaust PM10	PM10 Total	Fugitive PM2.5	Exhaust PM2.5	PM2.5 Total	Bio- CO2	NBio-CO2	Total CO2	CH4	N2O	CO2e
Category	lb/day										lb/day					
Fugitive Dust					0.0000	0.0000	0.0000	0.0000	0.0000	0.0000			0.0000			0.0000
Off-Road	0.0380	0.1646	2.3421	3.1100e-003		5.0600e-003	5.0600e-003		5.0600e-003	5.0600e-003	0.0000	300.7685	300.7685	0.0973		303.2004
Total	**0.0380**	**0.1646**	**2.3421**	**3.1100e-003**	**0.0000**	**5.0600e-003**	**5.0600e-003**	**0.0000**	**5.0600e-003**	**5.0600e-003**	**0.0000**	**300.7685**	**300.7685**	**0.0973**		**303.2004**

Mitigated Construction Off-Site

	ROG	NOx	CO	SO2	Fugitive PM10	Exhaust PM10	PM10 Total	Fugitive PM2.5	Exhaust PM2.5	PM2.5 Total	Bio- CO2	NBio-CO2	Total CO2	CH4	N2O	CO2e
Category	lb/day										lb/day					
Hauling	0.0000	0.0000	0.0000	0.0000	0.0000	0.0000	0.0000	0.0000	0.0000	0.0000		0.0000	0.0000	0.0000		0.0000
Vendor	0.0000	0.0000	0.0000	0.0000	0.0000	0.0000	0.0000	0.0000	0.0000	0.0000		0.0000	0.0000	0.0000		0.0000

Worker	0.0000	0.0000	0.0000	0.0000	0.0000	0.0000	0.0000	0.0000	0.0000	0.0000		0.0000	0.0000	0.0000		0.0000
Total	**0.0000**	**0.0000**	**0.0000**	**0.0000**	**0.0000**	**0.0000**	**0.0000**	**0.0000**	**0.0000**	**0.0000**		**0.0000**	**0.0000**	**0.0000**		**0.0000**

3.14 Hydroblasting for Cement Slurry - 2020

Unmitigated Construction On-Site

	ROG	NOx	CO	SO2	Fugitive PM10	Exhaust PM10	PM10 Total	Fugitive PM2.5	Exhaust PM2.5	PM2.5 Total	Bio- CO2	NBio-CO2	Total CO2	CH4	N2O	CO2e
Category	lb/day										lb/day					
Off-Road	0.3991	3.4786	3.7055	6.5800e-003		0.1962	0.1962		0.1962	0.1962		623.0346	623.0346	0.0351		623.9116
Total	**0.3991**	**3.4786**	**3.7055**	**6.5800e-003**		**0.1962**	**0.1962**		**0.1962**	**0.1962**		**623.0346**	**623.0346**	**0.0351**		**623.9116**

Unmitigated Construction Off-Site

	ROG	NOx	CO	SO2	Fugitive PM10	Exhaust PM10	PM10 Total	Fugitive PM2.5	Exhaust PM2.5	PM2.5 Total	Bio- CO2	NBio-CO2	Total CO2	CH4	N2O	CO2e
Category	lb/day										lb/day					
Hauling	0.0000	0.0000	0.0000	0.0000	0.0000	0.0000	0.0000	0.0000	0.0000	0.0000		0.0000	0.0000	0.0000		0.0000
Vendor	0.0000	0.0000	0.0000	0.0000	0.0000	0.0000	0.0000	0.0000	0.0000	0.0000		0.0000	0.0000	0.0000		0.0000
Worker	0.0392	0.0286	0.3142	8.9000e-004	0.0903	7.4000e-004	0.0911	0.0240	6.8000e-004	0.0246		89.0242	89.0242	2.7700e-003		89.0934
Total	**0.0392**	**0.0286**	**0.3142**	**8.9000e-004**	**0.0903**	**7.4000e-004**	**0.0911**	**0.0240**	**6.8000e-004**	**0.0246**		**89.0242**	**89.0242**	**2.7700e-003**		**89.0934**

Mitigated Construction On-Site

	ROG	NOx	CO	SO2	Fugitive PM10	Exhaust PM10	PM10 Total	Fugitive PM2.5	Exhaust PM2.5	PM2.5 Total	Bio- CO2	NBio-CO2	Total CO2	CH4	N2O	CO2e
Category	lb/day										lb/day					
Off-Road	0.0658	0.2850	4.0564	6.5800e-003		8.7700e-003	8.7700e-003		8.7700e-003	8.7700e-003	0.0000	623.0346	623.0346	0.0351		623.9116
Total	**0.0658**	**0.2850**	**4.0564**	**6.5800e-003**		**8.7700e-003**	**8.7700e-003**		**8.7700e-003**	**8.7700e-003**	**0.0000**	**623.0346**	**623.0346**	**0.0351**		**623.9116**

Mitigated Construction Off-Site

	ROG	NOx	CO	SO2	Fugitive PM10	Exhaust PM10	PM10 Total	Fugitive PM2.5	Exhaust PM2.5	PM2.5 Total	Bio- CO2	NBio-CO2	Total CO2	CH4	N2O	CO2e
Category	lb/day										lb/day					
Hauling	0.0000	0.0000	0.0000	0.0000	0.0000	0.0000	0.0000	0.0000	0.0000	0.0000		0.0000	0.0000	0.0000		0.0000
Vendor	0.0000	0.0000	0.0000	0.0000	0.0000	0.0000	0.0000	0.0000	0.0000	0.0000		0.0000	0.0000	0.0000		0.0000
Worker	0.0392	0.0286	0.3142	8.9000e-004	0.0903	7.4000e-004	0.0911	0.0240	6.8000e-004	0.0246		89.0242	89.0242	2.7700e-003		89.0934
Total	**0.0392**	**0.0286**	**0.3142**	**8.9000e-004**	**0.0903**	**7.4000e-004**	**0.0911**	**0.0240**	**6.8000e-004**	**0.0246**		**89.0242**	**89.0242**	**2.7700e-003**		**89.0934**

3.15 Sluicegate Repair - 2020

Unmitigated Construction Off-Site

	ROG	NOx	CO	SO2	Fugitive PM10	Exhaust PM10	PM10 Total	Fugitive PM2.5	Exhaust PM2.5	PM2.5 Total	Bio- CO2	NBio-CO2	Total CO2	CH4	N2O	CO2e

Category	lb/day										lb/day					
Hauling					0.0000	0.0000	0.0000	0.0000	0.0000	0.0000			0.0000			0.0000
Vendor					0.0000	0.0000	0.0000	0.0000	0.0000	0.0000			0.0000			0.0000
Worker					0.0000	0.0000	0.0000	0.0000	0.0000	0.0000			0.0000			0.0000
Total					**0.0000**	**0.0000**	**0.0000**	**0.0000**	**0.0000**	**0.0000**			**0.0000**			**0.0000**

Mitigated Construction Off-Site

	ROG	NOx	CO	SO2	Fugitive PM10	Exhaust PM10	PM10 Total	Fugitive PM2.5	Exhaust PM2.5	PM2.5 Total	Bio- CO2	NBio-CO2	Total CO2	CH4	N2O	CO2e
Category	lb/day										lb/day					
Hauling					0.0000	0.0000	0.0000	0.0000	0.0000	0.0000			0.0000			0.0000
Vendor					0.0000	0.0000	0.0000	0.0000	0.0000	0.0000			0.0000			0.0000
Worker					0.0000	0.0000	0.0000	0.0000	0.0000	0.0000			0.0000			0.0000
Total					**0.0000**	**0.0000**	**0.0000**	**0.0000**	**0.0000**	**0.0000**			**0.0000**			**0.0000**

4.0 Operational Detail - Mobile

4.1 Mitigation Measures Mobile

	ROG	NOx	CO	SO2	Fugitive PM10	Exhaust PM10	PM10 Total	Fugitive PM2.5	Exhaust PM2.5	PM2.5 Total	Bio- CO2	NBio-CO2	Total CO2	CH4	N2O	CO2e

Category	lb/day											lb/day				
Mitigated	0.0000	0.0000	0.0000	0.0000	0.0000	0.0000	0.0000	0.0000	0.0000	0.0000		0.0000	0.0000	0.0000		0.0000
Unmitigated	0.0000	0.0000	0.0000	0.0000	0.0000	0.0000	0.0000	0.0000	0.0000	0.0000		0.0000	0.0000	0.0000		0.0000

4.2 Trip Summary Information

	Average Daily Trip Rate			Unmitigated	Mitigated
Land Use	Weekday	Saturday	Sunday	Annual VMT	Annual VMT
Other Asphalt Surfaces	0.00	0.00	0.00		
User Defined Industrial	0.00	0.00	0.00		
Total	0.00	0.00	0.00		

4.3 Trip Type Information

	Miles			Trip %			Trip Purpose %		
Land Use	H-W or C-W	H-S or C-C	H-O or C-NW	H-W or C-W	H-S or C-C	H-O or C-NW	Primary	Diverted	Pass-by
Other Asphalt Surfaces	18.50	10.10	7.90	0.00	0.00	0.00	0	0	0
User Defined Industrial	18.50	10.10	7.90	0.00	0.00	0.00	0	0	0

4.4 Fleet Mix

Land Use	LDA	LDT1	LDT2	MDV	LHD1	LHD2	MHD	HHD	OBUS	UBUS	MCY	SBUS	MH
Other Asphalt Surfaces	0.547726	0.045437	0.201480	0.122768	0.016614	0.006090	0.019326	0.029174	0.002438	0.002359	0.005005	0.000677	0.000907
User Defined Industrial	0.547726	0.045437	0.201480	0.122768	0.016614	0.006090	0.019326	0.029174	0.002438	0.002359	0.005005	0.000677	0.000907

5.0 Energy Detail

Historical Energy Use: N

5.1 Mitigation Measures Energy

	ROG	NOx	CO	SO2	Fugitive PM10	Exhaust PM10	PM10 Total	Fugitive PM2.5	Exhaust PM2.5	PM2.5 Total	Bio- CO2	NBio- CO2	Total CO2	CH4	N2O	CO2e
Category	lb/day										lb/day					
NaturalGas Mitigated	0.0000	0.0000	0.0000	0.0000		0.0000	0.0000		0.0000	0.0000		0.0000	0.0000	0.0000	0.0000	0.0000
NaturalGas Unmitigated	0.0000	0.0000	0.0000	0.0000		0.0000	0.0000		0.0000	0.0000		0.0000	0.0000	0.0000	0.0000	0.0000

5.2 Energy by Land Use - NaturalGas

Unmitigated

	NaturalGas Use	ROG	NOx	CO	SO2	Fugitive PM10	Exhaust PM10	PM10 Total	Fugitive PM2.5	Exhaust PM2.5	PM2.5 Total	Bio- CO2	NBio- CO2	Total CO2	CH4	N2O	CO2e
Land Use	kBTU/yr	lb/day										lb/day					
Other Asphalt Surfaces	0	0.0000	0.0000	0.0000	0.0000		0.0000	0.0000		0.0000	0.0000		0.0000	0.0000	0.0000	0.0000	0.0000
User Defined Industrial	0	0.0000	0.0000	0.0000	0.0000		0.0000	0.0000		0.0000	0.0000		0.0000	0.0000	0.0000	0.0000	0.0000
Total		**0.0000**	**0.0000**	**0.0000**	**0.0000**		**0.0000**	**0.0000**		**0.0000**	**0.0000**		**0.0000**	**0.0000**	**0.0000**	**0.0000**	**0.0000**

Mitigated

	NaturalGas Use	ROG	NOx	CO	SO2	Fugitive PM10	Exhaust PM10	PM10 Total	Fugitive PM2.5	Exhaust PM2.5	PM2.5 Total	Bio- CO2	NBio- CO2	Total CO2	CH4	N2O	CO2e
Land Use	kBTU/yr	lb/day										lb/day					

Other Asphalt Surfaces	0	0.0000	0.0000	0.0000	0.0000		0.0000	0.0000		0.0000	0.0000		0.0000	0.0000	0.0000	0.0000	0.0000
User Defined Industrial	0	0.0000	0.0000	0.0000	0.0000		0.0000	0.0000		0.0000	0.0000		0.0000	0.0000	0.0000	0.0000	0.0000
Total		**0.0000**	**0.0000**	**0.0000**	**0.0000**		**0.0000**	**0.0000**		**0.0000**	**0.0000**		**0.0000**	**0.0000**	**0.0000**	**0.0000**	**0.0000**

6.0 Area Detail

6.1 Mitigation Measures Area

	ROG	NOx	CO	SO2	Fugitive PM10	Exhaust PM10	PM10 Total	Fugitive PM2.5	Exhaust PM2.5	PM2.5 Total	Bio- CO2	NBio-CO2	Total CO2	CH4	N2O	CO2e
Category	lb/day										lb/day					
Mitigated	0.1004	1.0000e-005	7.7000e-004	0.0000		0.0000	0.0000		0.0000	0.0000		1.6400e-003	1.6400e-003	0.0000		1.7500e-003
Unmitigated	0.1004	1.0000e-005	7.7000e-004	0.0000		0.0000	0.0000		0.0000	0.0000		1.6400e-003	1.6400e-003	0.0000		1.7500e-003

6.2 Area by SubCategory

Unmitigated

	ROG	NOx	CO	SO2	Fugitive PM10	Exhaust PM10	PM10 Total	Fugitive PM2.5	Exhaust PM2.5	PM2.5 Total	Bio- CO2	NBio-CO2	Total CO2	CH4	N2O	CO2e
SubCategory	lb/day										lb/day					
Architectural Coating	0.0000					0.0000	0.0000		0.0000	0.0000			0.0000			0.0000
Consumer Products	0.1003					0.0000	0.0000		0.0000	0.0000			0.0000			0.0000

Landscaping	7.0000e-005	1.0000e-005	7.7000e-004	0.0000		0.0000	0.0000		0.0000	0.0000		1.6400e-003	1.6400e-003	0.0000		1.7500e-003
Total	**0.1004**	**1.0000e-005**	**7.7000e-004**	**0.0000**		**0.0000**	**0.0000**		**0.0000**	**0.0000**		**1.6400e-003**	**1.6400e-003**	**0.0000**		**1.7500e-003**

Mitigated

	ROG	NOx	CO	SO2	Fugitive PM10	Exhaust PM10	PM10 Total	Fugitive PM2.5	Exhaust PM2.5	PM2.5 Total	Bio- CO2	NBio-CO2	Total CO2	CH4	N2O	CO2e
SubCategory	lb/day										lb/day					
Architectural Coating	0.0000					0.0000	0.0000		0.0000	0.0000			0.0000			0.0000
Consumer Products	0.1003					0.0000	0.0000		0.0000	0.0000			0.0000			0.0000
Landscaping	7.0000e-005	1.0000e-005	7.7000e-004	0.0000		0.0000	0.0000		0.0000	0.0000		1.6400e-003	1.6400e-003	0.0000		1.7500e-003
Total	**0.1004**	**1.0000e-005**	**7.7000e-004**	**0.0000**		**0.0000**	**0.0000**		**0.0000**	**0.0000**		**1.6400e-003**	**1.6400e-003**	**0.0000**		**1.7500e-003**

7.0 Water Detail

7.1 Mitigation Measures Water

8.0 Waste Detail

8.1 Mitigation Measures Waste

9.0 Operational Offroad

Equipment Type	Number	Hours/Day	Days/Year	Horse Power	Load Factor	Fuel Type

10.0 Stationary Equipment

Fire Pumps and Emergency Generators

Equipment Type	Number	Hours/Day	Hours/Year	Horse Power	Load Factor	Fuel Type

Boilers

Equipment Type	Number	Heat Input/Day	Heat Input/Year	Boiler Rating	Fuel Type

User Defined Equipment

Equipment Type	Number

11.0 Vegetation

Big Tujunga Sediment Removal IS-MND

Los Angeles-South Coast County, Summer

1.0 Project Characteristics

1.1 Land Usage

Land Uses	Size	Metric	Lot Acreage	Floor Surface Area	Population
User Defined Industrial	1.00	User Defined Unit	90.00	0.00	0
Other Asphalt Surfaces	6.50	Acre	6.50	283,140.00	0

1.2 Other Project Characteristics

Urbanization	Rural	**Wind Speed (m/s)**	2.2	**Precipitation Freq (Days)**	33
Climate Zone	9			**Operational Year**	2020
Utility Company	Southern California Edison				
CO2 Intensity (lb/MWhr)	541	**CH4 Intensity (lb/MWhr)**	0.029	**N2O Intensity (lb/MWhr)**	0.006

1.3 User Entered Comments & Non-Default Data

Project Characteristics - Adjusted CO2 IF reflects RPS for SCE.

Land Use - Lot acreage: Big Tujunga Reservoir Area: 68 acres

Maple SRS: 22 acres

Construction Phase - Schedule based on Data Needs

Off-road Equipment - 4 Excavators, 4 Rubber Tired Dozers, 4 Tractors

Off-road Equipment - 4 Excavators, 4 Rubber Tired Dozers, 4 tractors

Off-road Equipment - 1 Tractor

Off-road Equipment - 1 Cement and Mortar Mixer

Off-road Equipment - Pumps (4) are electrical and powered by a generator.

Off-road Equipment - 1 Generator Set

Off-road Equipment - 1 Paver, 1 Paving Equipment, 1 Roller

Off-road Equipment - 1 Generator set, 1 crushing/proc., 2 tractors

Off-road Equipment - 1 tractor

Off-road Equipment - All hand tools

Off-road Equipment - 4 Rubber Tired Dozers, 4 tractors

Off-road Equipment - 4 Rubber tired dozers, 4 tractors

Off-road Equipment - 1 paver, 1 paving equipm, 1 roller

Off-road Equipment - 1 Excavator, 1 Rubber Tired Dozer, 4 Tractor/Loaders

Trips and VMT - Worker Trips from County engineers. Water truck trips accounted for in vendor trips. 2 water tenders trucking water from offsite

Grading -

Road Dust -

Area Coating - No Painting

Energy Use -

Construction Off-road Equipment Mitigation - Tier 4 Final and electrical pumps

Table Name	Column Name	Default Value	New Value
tblAreaCoating	Area_Parking	16988	0
tblConstEquipMitigation	FuelType	Diesel	Electrical
tblConstEquipMitigation	NumberOfEquipmentMitigated	0.00	1.00
tblConstEquipMitigation	NumberOfEquipmentMitigated	0.00	1.00
tblConstEquipMitigation	NumberOfEquipmentMitigated	0.00	9.00
tblConstEquipMitigation	NumberOfEquipmentMitigated	0.00	2.00
tblConstEquipMitigation	NumberOfEquipmentMitigated	0.00	2.00
tblConstEquipMitigation	NumberOfEquipmentMitigated	0.00	2.00
tblConstEquipMitigation	NumberOfEquipmentMitigated	0.00	4.00
tblConstEquipMitigation	NumberOfEquipmentMitigated	0.00	2.00
tblConstEquipMitigation	NumberOfEquipmentMitigated	0.00	17.00
tblConstEquipMitigation	NumberOfEquipmentMitigated	0.00	24.00
tblConstEquipMitigation	Tier	No Change	Tier 4 Final
tblConstEquipMitigation	Tier	No Change	Tier 4 Final

tblConstEquipMitigation	Tier	No Change	Tier 4 Final
tblConstEquipMitigation	Tier	No Change	Tier 4 Final
tblConstEquipMitigation	Tier	No Change	Tier 4 Final
tblConstEquipMitigation	Tier	No Change	Tier 4 Final
tblConstEquipMitigation	Tier	No Change	Tier 4 Final
tblConstEquipMitigation	Tier	No Change	Tier 4 Final
tblConstEquipMitigation	Tier	No Change	Tier 4 Final
tblConstructionPhase	NumDays	1,550.00	79.00
tblConstructionPhase	NumDays	155.00	26.00
tblConstructionPhase	NumDays	155.00	25.00
tblConstructionPhase	NumDays	155.00	131.00
tblConstructionPhase	NumDays	155.00	131.00
tblConstructionPhase	NumDays	110.00	52.00
tblConstructionPhase	NumDays	110.00	25.00
tblConstructionPhase	NumDays	110.00	25.00
tblConstructionPhase	NumDays	60.00	27.00
tblConstructionPhase	NumDays	60.00	11.00
tblConstructionPhase	NumDaysWeek	5.00	6.00
tblConstructionPhase	NumDaysWeek	5.00	6.00
tblConstructionPhase	NumDaysWeek	5.00	6.00
tblConstructionPhase	NumDaysWeek	5.00	6.00
tblConstructionPhase	NumDaysWeek	5.00	6.00
tblConstructionPhase	NumDaysWeek	5.00	6.00
tblConstructionPhase	NumDaysWeek	5.00	6.00
tblConstructionPhase	NumDaysWeek	5.00	6.00
tblConstructionPhase	NumDaysWeek	5.00	6.00
tblConstructionPhase	NumDaysWeek	5.00	6.00
tblConstructionPhase	NumDaysWeek	5.00	6.00
tblConstructionPhase	NumDaysWeek	5.00	6.00

tblConstructionPhase	NumDaysWeek	5.00	6.00
tblLandUse	LotAcreage	0.00	90.00
tblOffRoadEquipment	OffRoadEquipmentUnitAmount	1.00	0.00
tblOffRoadEquipment	OffRoadEquipmentUnitAmount	2.00	0.00
tblOffRoadEquipment	OffRoadEquipmentUnitAmount	2.00	4.00
tblOffRoadEquipment	OffRoadEquipmentUnitAmount	2.00	4.00
tblOffRoadEquipment	OffRoadEquipmentUnitAmount	2.00	0.00
tblOffRoadEquipment	OffRoadEquipmentUnitAmount	3.00	0.00
tblOffRoadEquipment	OffRoadEquipmentUnitAmount	1.00	0.00
tblOffRoadEquipment	OffRoadEquipmentUnitAmount	1.00	0.00
tblOffRoadEquipment	OffRoadEquipmentUnitAmount	1.00	0.00
tblOffRoadEquipment	OffRoadEquipmentUnitAmount	1.00	0.00
tblOffRoadEquipment	OffRoadEquipmentUnitAmount	1.00	0.00
tblOffRoadEquipment	OffRoadEquipmentUnitAmount	2.00	1.00
tblOffRoadEquipment	OffRoadEquipmentUnitAmount	2.00	1.00
tblOffRoadEquipment	OffRoadEquipmentUnitAmount	2.00	0.00
tblOffRoadEquipment	OffRoadEquipmentUnitAmount	2.00	1.00
tblOffRoadEquipment	OffRoadEquipmentUnitAmount	2.00	1.00
tblOffRoadEquipment	OffRoadEquipmentUnitAmount	2.00	0.00
tblOffRoadEquipment	OffRoadEquipmentUnitAmount	2.00	1.00
tblOffRoadEquipment	OffRoadEquipmentUnitAmount	2.00	1.00
tblOffRoadEquipment	OffRoadEquipmentUnitAmount	2.00	0.00
tblOffRoadEquipment	OffRoadEquipmentUnitAmount	1.00	0.00
tblOffRoadEquipment	OffRoadEquipmentUnitAmount	1.00	4.00
tblOffRoadEquipment	OffRoadEquipmentUnitAmount	1.00	4.00
tblOffRoadEquipment	OffRoadEquipmentUnitAmount	1.00	4.00
tblOffRoadEquipment	OffRoadEquipmentUnitAmount	3.00	1.00
tblOffRoadEquipment	OffRoadEquipmentUnitAmount	3.00	0.00
tblOffRoadEquipment	OffRoadEquipmentUnitAmount	2.00	0.00
tblOffRoadEquipment	OffRoadEquipmentUnitAmount	2.00	0.00

tblOffRoadEquipment	OffRoadEquipmentUnitAmount	2.00	0.00
tblOffRoadEquipment	OffRoadEquipmentUnitAmount	2.00	0.00
tblOffRoadEquipment	OffRoadEquipmentUnitAmount	3.00	4.00
tblOffRoadEquipment	OffRoadEquipmentUnitAmount	2.00	1.00
tblOffRoadEquipment	OffRoadEquipmentUnitAmount	2.00	4.00
tblOffRoadEquipment	OffRoadEquipmentUnitAmount	2.00	4.00
tblOffRoadEquipment	OffRoadEquipmentUnitAmount	2.00	4.00
tblOffRoadEquipment	OffRoadEquipmentUnitAmount	4.00	1.00
tblOffRoadEquipment	OffRoadEquipmentUnitAmount	1.00	0.00
tblProjectCharacteristics	CO2IntensityFactor	702.44	541
tblProjectCharacteristics	UrbanizationLevel	Urban	Rural
tblTripsAndVMT	VendorTripLength	7.90	10.00
tblTripsAndVMT	VendorTripLength	7.90	10.00
tblTripsAndVMT	VendorTripLength	7.90	10.00
tblTripsAndVMT	VendorTripLength	7.90	10.00
tblTripsAndVMT	VendorTripNumber	0.00	10.00
tblTripsAndVMT	VendorTripNumber	0.00	10.00
tblTripsAndVMT	VendorTripNumber	0.00	10.00
tblTripsAndVMT	VendorTripNumber	0.00	10.00
tblTripsAndVMT	VendorTripNumber	46.00	10.00
tblTripsAndVMT	WorkerTripNumber	15.00	30.00
tblTripsAndVMT	WorkerTripNumber	10.00	16.00
tblTripsAndVMT	WorkerTripNumber	8.00	10.00
tblTripsAndVMT	WorkerTripNumber	3.00	0.00
tblTripsAndVMT	WorkerTripNumber	3.00	6.00
tblTripsAndVMT	WorkerTripNumber	3.00	20.00
tblTripsAndVMT	WorkerTripNumber	30.00	40.00
tblTripsAndVMT	WorkerTripNumber	10.00	30.00
tblTripsAndVMT	WorkerTripNumber	8.00	6.00
tblTripsAndVMT	WorkerTripNumber	3.00	16.00

tblTripsAndVMT	WorkerTripNumber	30.00	96.00
tblTripsAndVMT	WorkerTripNumber	20.00	50.00
tblTripsAndVMT	WorkerTripNumber	119.00	0.00

2.0 Emissions Summary

2.1 Overall Construction (Maximum Daily Emission)

Unmitigated Construction

	ROG	NOx	CO	SO2	Fugitive PM10	Exhaust PM10	PM10 Total	Fugitive PM2.5	Exhaust PM2.5	PM2.5 Total	Bio- CO2	NBio-CO2	Total CO2	CH4	N2O	CO2e
Year	lb/day										lb/day					
2020	20.4466	197.1212	125.6847	0.2342	51.0219	10.1020	61.1239	27.2401	9.3450	36.5851	0.0000	22,791.9418	22,791.9418	5.8708	0.0000	22,938.7105
Maximum	**20.4466**	**197.1212**	**125.6847**	**0.2342**	**51.0219**	**10.1020**	**61.1239**	**27.2401**	**9.3450**	**36.5851**	**0.0000**	**22,791.9418**	**22,791.9418**	**5.8708**	**0.0000**	**22,938.7105**

Mitigated Construction

	ROG	NOx	CO	SO2	Fugitive PM10	Exhaust PM10	PM10 Total	Fugitive PM2.5	Exhaust PM2.5	PM2.5 Total	Bio- CO2	NBio-CO2	Total CO2	CH4	N2O	CO2e
Year	lb/day										lb/day					
2020	3.8470	13.5761	127.6113	0.2342	21.6341	0.3550	21.9891	11.0861	0.3527	11.4388	0.0000	22,791.9418	22,791.9418	5.8708	0.0000	22,938.7105
Maximum	**3.8470**	**13.5761**	**127.6113**	**0.2342**	**21.6341**	**0.3550**	**21.9891**	**11.0861**	**0.3527**	**11.4388**	**0.0000**	**22,791.9418**	**22,791.9418**	**5.8708**	**0.0000**	**22,938.7105**

	ROG	NOx	CO	SO2	Fugitive PM10	Exhaust PM10	PM10 Total	Fugitive PM2.5	Exhaust PM2.5	PM2.5 Total	Bio- CO2	NBio-CO2	Total CO2	CH4	N20	CO2e
Percent Reduction	**81.19**	**93.11**	**-1.53**	**0.00**	**57.60**	**96.49**	**64.03**	**59.30**	**96.23**	**68.73**	**0.00**	**0.00**	**0.00**	**0.00**	**0.00**	**0.00**

2.2 Overall Operational

Unmitigated Operational

	ROG	NOx	CO	SO2	Fugitive PM10	Exhaust PM10	PM10 Total	Fugitive PM2.5	Exhaust PM2.5	PM2.5 Total	Bio- CO2	NBio-CO2	Total CO2	CH4	N2O	CO2e
Category	lb/day										lb/day					
Area	0.1004	1.0000e-005	7.7000e-004	0.0000		0.0000	0.0000		0.0000	0.0000		1.6400e-003	1.6400e-003	0.0000		1.7500e-003
Energy	0.0000	0.0000	0.0000	0.0000		0.0000	0.0000		0.0000	0.0000		0.0000	0.0000	0.0000	0.0000	0.0000
Mobile	0.0000	0.0000	0.0000	0.0000	0.0000	0.0000	0.0000	0.0000	0.0000	0.0000		0.0000	0.0000	0.0000		0.0000
Total	**0.1004**	**1.0000e-005**	**7.7000e-004**	**0.0000**	**0.0000**	**0.0000**	**0.0000**	**0.0000**	**0.0000**	**0.0000**		**1.6400e-003**	**1.6400e-003**	**0.0000**	**0.0000**	**1.7500e-003**

Mitigated Operational

	ROG	NOx	CO	SO2	Fugitive PM10	Exhaust PM10	PM10 Total	Fugitive PM2.5	Exhaust PM2.5	PM2.5 Total	Bio- CO2	NBio-CO2	Total CO2	CH4	N2O	CO2e
Category	lb/day										lb/day					
Area	0.1004	1.0000e-005	7.7000e-004	0.0000		0.0000	0.0000		0.0000	0.0000		1.6400e-003	1.6400e-003	0.0000		1.7500e-003
Energy	0.0000	0.0000	0.0000	0.0000		0.0000	0.0000		0.0000	0.0000		0.0000	0.0000	0.0000	0.0000	0.0000
Mobile	0.0000	0.0000	0.0000	0.0000	0.0000	0.0000	0.0000	0.0000	0.0000	0.0000		0.0000	0.0000	0.0000		0.0000
Total	**0.1004**	**1.0000e-005**	**7.7000e-004**	**0.0000**	**0.0000**	**0.0000**	**0.0000**	**0.0000**	**0.0000**	**0.0000**		**1.6400e-003**	**1.6400e-003**	**0.0000**	**0.0000**	**1.7500e-003**

	ROG	NOx	CO	SO2	Fugitive PM10	Exhaust PM10	PM10 Total	Fugitive PM2.5	Exhaust PM2.5	PM2.5 Total	Bio- CO2	NBio-CO2	Total CO2	CH4	N20	CO2e
Percent Reduction	0.00	0.00	0.00	0.00	0.00	0.00	0.00	0.00	0.00	0.00	0.00	0.00	0.00	0.00	0.00	0.00

3.0 Construction Detail

Construction Phase

Phase Number	Phase Name	Phase Type	Start Date	End Date	Num Days Week	Num Days	Phase Description
1	SPS Site Preparation	Site Preparation	1/1/2020	1/31/2020	6	27	
2	BTR Site Preparation	Site Preparation	4/1/2020	4/13/2020	6	11	
3	BTR Access Road Grading	Grading	4/16/2020	5/14/2020	6	25	
4	Dewatering Activities	Trenching	4/16/2020	6/15/2020	6	52	
5	Paving Haul Roads	Paving	4/16/2020	5/14/2020	6	25	
6	Culvert Crossing Repair	Paving	4/16/2020	5/14/2020	6	25	
7	BTR Grading and Hauling	Grading	5/15/2020	10/14/2020	6	131	
8	SPS Grading	Grading	5/15/2020	10/14/2020	6	131	
9	SPS Construction	Building Construction	7/15/2020	10/14/2020	6	79	
10	Seasonal Stockpile/Crushing	Trenching	8/15/2020	10/14/2020	6	52	
11	SPS Paving	Paving	8/15/2020	10/14/2020	6	52	
12	Slope Protection Activity	Grading	9/15/2020	10/14/2020	6	26	
13	Hydroblasting for Cement Slurry	Trenching	9/15/2020	10/14/2020	6	26	
14	Sluicegate Repair	Trenching	9/15/2020	10/14/2020	6	26	

Acres of Grading (Site Preparation Phase): 0

Acres of Grading (Grading Phase): 0

Acres of Paving: 6.5

Residential Indoor: 0; Residential Outdoor: 0; Non-Residential Indoor: 0; Non-Residential Outdoor: 0; Striped Parking Area: 0

OffRoad Equipment

Phase Name	Offroad Equipment Type	Amount	Usage Hours	Horse Power	Load Factor

SPS Site Preparation	Concrete/Industrial Saws	0	8.00	81	0.73
SPS Site Preparation	Excavators	1	8.00	158	0.38
SPS Site Preparation	Rubber Tired Dozers	1	8.00	247	0.40
SPS Site Preparation	Tractors/Loaders/Backhoes	4	8.00	97	0.37
BTR Site Preparation	Rubber Tired Dozers	0	8.00	247	0.40
BTR Site Preparation	Tractors/Loaders/Backhoes	1	8.00	97	0.37
BTR Access Road Grading	Air Compressors	0	6.00	78	0.48
BTR Access Road Grading	Excavators	4	8.00	158	0.38
BTR Access Road Grading	Graders	0	8.00	187	0.41
BTR Access Road Grading	Rubber Tired Dozers	4	8.00	247	0.40
BTR Access Road Grading	Scrapers	0	8.00	367	0.48
BTR Access Road Grading	Tractors/Loaders/Backhoes	4	8.00	97	0.37
Dewatering Activities	Cranes	0	7.00	231	0.29
Dewatering Activities	Forklifts	0	8.00	89	0.20
Dewatering Activities	Generator Sets	0	8.00	84	0.74
Dewatering Activities	Pumps	4	24.00	84	0.74
Dewatering Activities	Tractors/Loaders/Backhoes	0	7.00	97	0.37
Dewatering Activities	Welders	0	8.00	46	0.45
Paving Haul Roads	Excavators	0	8.00	158	0.38
Paving Haul Roads	Graders	0	8.00	187	0.41
Paving Haul Roads	Pavers	1	8.00	130	0.42
Paving Haul Roads	Paving Equipment	1	8.00	132	0.36
Paving Haul Roads	Rollers	1	8.00	80	0.38
Paving Haul Roads	Rubber Tired Dozers	0	8.00	247	0.40
Paving Haul Roads	Scrapers	0	8.00	367	0.48
Paving Haul Roads	Tractors/Loaders/Backhoes	0	8.00	97	0.37
Culvert Crossing Repair	Cement and Mortar Mixers	1	8.00	9	0.56
Culvert Crossing Repair	Pavers	0	8.00	130	0.42
Culvert Crossing Repair	Paving Equipment	0	8.00	132	0.36
Culvert Crossing Repair	Rollers	0	8.00	80	0.38

BTR Grading and Hauling	Excavators	4	8.00	158	0.38
BTR Grading and Hauling	Graders	0	8.00	187	0.41
BTR Grading and Hauling	Rubber Tired Dozers	4	8.00	247	0.40
BTR Grading and Hauling	Scrapers	0	8.00	367	0.48
BTR Grading and Hauling	Tractors/Loaders/Backhoes	4	8.00	97	0.37
SPS Grading	Excavators	0	8.00	158	0.38
SPS Grading	Graders	0	8.00	187	0.41
SPS Grading	Rubber Tired Dozers	4	8.00	247	0.40
SPS Grading	Scrapers	0	8.00	367	0.48
SPS Grading	Tractors/Loaders/Backhoes	4	8.00	97	0.37
SPS Construction	Cranes	0	7.00	231	0.29
SPS Construction	Forklifts	0	8.00	89	0.20
SPS Construction	Generator Sets	0	8.00	84	0.74
SPS Construction	Rubber Tired Dozers	4	8.00	247	0.40
SPS Construction	Tractors/Loaders/Backhoes	4	7.00	97	0.37
SPS Construction	Welders	0	8.00	46	0.45
Seasonal Stockpile/Crushing	Crushing/Proc. Equipment	1	8.00	85	0.78
Seasonal Stockpile/Crushing	Generator Sets	1	8.00	84	0.74
Seasonal Stockpile/Crushing	Tractors/Loaders/Backhoes	2	8.00	97	0.37
SPS Paving	Pavers	1	8.00	130	0.42
SPS Paving	Paving Equipment	1	8.00	132	0.36
SPS Paving	Rollers	1	8.00	80	0.38
Slope Protection Activity	Excavators	0	8.00	158	0.38
Slope Protection Activity	Graders	0	8.00	187	0.41
Slope Protection Activity	Rubber Tired Dozers	0	8.00	247	0.40
Slope Protection Activity	Scrapers	0	8.00	367	0.48
Slope Protection Activity	Tractors/Loaders/Backhoes	1	8.00	97	0.37
Hydroblasting for Cement Slurry	Generator Sets	1	8.00	84	0.74

Trips and VMT

Phase Name	Offroad Equipment Count	Worker Trip Number	Vendor Trip Number	Hauling Trip Number	Worker Trip Length	Vendor Trip Length	Hauling Trip Length	Worker Vehicle Class	Vendor Vehicle Class	Hauling Vehicle Class
SPS Site Preparation	6	30.00	10.00	0.00	19.80	10.00	20.00	LD_Mix	HDT_Mix	HHDT
BTR Site Preparation	1	20.00	10.00	0.00	19.80	10.00	20.00	LD_Mix	HDT_Mix	HHDT
BTR Access Road Grading	12	40.00	10.00	0.00	19.80	10.00	20.00	LD_Mix	HDT_Mix	HHDT
Dewatering Activities	4	30.00	0.00	0.00	19.80	7.90	20.00	LD_Mix	HDT_Mix	HHDT
Paving Haul Roads	3	6.00	0.00	0.00	19.80	7.90	20.00	LD_Mix	HDT_Mix	HHDT
Culvert Crossing Repair	1	16.00	0.00	0.00	19.80	7.90	20.00	LD_Mix	HDT_Mix	HHDT
BTR Grading and Hauling	12	96.00	10.00	0.00	19.80	10.00	20.00	LD_Mix	HDT_Mix	HHDT
SPS Grading	8	50.00	0.00	0.00	19.80	7.90	20.00	LD_Mix	HDT_Mix	HHDT
SPS Construction	8	0.00	10.00	0.00	19.80	7.90	20.00	LD_Mix	HDT_Mix	HHDT
Seasonal Stockpile/Crushing	4	16.00	0.00	0.00	19.80	7.90	20.00	LD_Mix	HDT_Mix	HHDT
SPS Paving	3	10.00	0.00	0.00	19.80	7.90	20.00	LD_Mix	HDT_Mix	HHDT
Slope Protection Activity	1	0.00	0.00	0.00	19.80	7.90	20.00	LD_Mix	HDT_Mix	HHDT
Hydroblasting for Cement Slurry	1	6.00	0.00	0.00	19.80	7.90	20.00	LD_Mix	HDT_Mix	HHDT
Sluicegate Repair			0.00	0.00	19.80	7.90				

3.1 Mitigation Measures Construction

Use Alternative Fuel for Construction Equipment

Use Cleaner Engines for Construction Equipment

Water Exposed Area

3.2 SPS Site Preparation - 2020

Unmitigated Construction On-Site

	ROG	NOx	CO	SO2	Fugitive PM10	Exhaust PM10	PM10 Total	Fugitive PM2.5	Exhaust PM2.5	PM2.5 Total	Bio- CO2	NBio-CO2	Total CO2	CH4	N2O	CO2e
Category	lb/day										lb/day					
Fugitive Dust					6.0221	0.0000	6.0221	3.3102	0.0000	3.3102			0.0000			0.0000

Off-Road	2.1625	22.1655	16.5182	0.0261		1.2043	1.2043		1.1080	1.1080		2,530.5350	2,530.5350	0.8184		2,550.9956
Total	**2.1625**	**22.1655**	**16.5182**	**0.0261**	**6.0221**	**1.2043**	**7.2264**	**3.3102**	**1.1080**	**4.4182**		**2,530.5350**	**2,530.5350**	**0.8184**		**2,550.9956**

Unmitigated Construction Off-Site

	ROG	NOx	CO	SO2	Fugitive PM10	Exhaust PM10	PM10 Total	Fugitive PM2.5	Exhaust PM2.5	PM2.5 Total	Bio- CO2	NBio-CO2	Total CO2	CH4	N2O	CO2e
Category	lb/day										lb/day					
Hauling	0.0000	0.0000	0.0000	0.0000	0.0000	0.0000	0.0000	0.0000	0.0000	0.0000		0.0000	0.0000	0.0000		0.0000
Vendor	0.0451	1.2719	0.3398	3.5000e-003	0.0927	7.1300e-003	0.0998	0.0267	6.8200e-003	0.0335		373.9877	373.9877	0.0205		374.4989
Worker	0.1743	0.1293	1.7277	4.7500e-003	0.4516	3.7100e-003	0.4553	0.1197	3.4200e-003	0.1232		472.8300	472.8300	0.0148		473.1988
Total	**0.2194**	**1.4012**	**2.0675**	**8.2500e-003**	**0.5442**	**0.0108**	**0.5551**	**0.1464**	**0.0102**	**0.1566**		**846.8177**	**846.8177**	**0.0352**		**847.6977**

Mitigated Construction On-Site

	ROG	NOx	CO	SO2	Fugitive PM10	Exhaust PM10	PM10 Total	Fugitive PM2.5	Exhaust PM2.5	PM2.5 Total	Bio- CO2	NBio-CO2	Total CO2	CH4	N2O	CO2e
Category	lb/day										lb/day					
Fugitive Dust					2.3486	0.0000	2.3486	1.2910	0.0000	1.2910			0.0000			0.0000
Off-Road	0.3200	1.3867	17.1199	0.0261		0.0427	0.0427		0.0427	0.0427	0.0000	2,530.5350	2,530.5350	0.8184		2,550.9956
Total	**0.3200**	**1.3867**	**17.1199**	**0.0261**	**2.3486**	**0.0427**	**2.3913**	**1.2910**	**0.0427**	**1.3337**	**0.0000**	**2,530.5350**	**2,530.5350**	**0.8184**		**2,550.9956**

Mitigated Construction Off-Site

	ROG	NOx	CO	SO2	Fugitive PM10	Exhaust PM10	PM10 Total	Fugitive PM2.5	Exhaust PM2.5	PM2.5 Total	Bio- CO2	NBio-CO2	Total CO2	CH4	N2O	CO2e
Category	lb/day										lb/day					
Hauling	0.0000	0.0000	0.0000	0.0000	0.0000	0.0000	0.0000	0.0000	0.0000	0.0000		0.0000	0.0000	0.0000		0.0000
Vendor	0.0451	1.2719	0.3398	3.5000e-003	0.0927	7.1300e-003	0.0998	0.0267	6.8200e-003	0.0335		373.9877	373.9877	0.0205		374.4989
Worker	0.1743	0.1293	1.7277	4.7500e-003	0.4516	3.7100e-003	0.4553	0.1197	3.4200e-003	0.1232		472.8300	472.8300	0.0148		473.1988
Total	**0.2194**	**1.4012**	**2.0675**	**8.2500e-003**	**0.5442**	**0.0108**	**0.5551**	**0.1464**	**0.0102**	**0.1566**		**846.8177**	**846.8177**	**0.0352**		**847.6977**

3.3 BTR Site Preparation - 2020

Unmitigated Construction On-Site

	ROG	NOx	CO	SO2	Fugitive PM10	Exhaust PM10	PM10 Total	Fugitive PM2.5	Exhaust PM2.5	PM2.5 Total	Bio- CO2	NBio-CO2	Total CO2	CH4	N2O	CO2e
Category	lb/day										lb/day					
Fugitive Dust					0.0000	0.0000	0.0000	0.0000	0.0000	0.0000			0.0000			0.0000
Off-Road	0.2095	2.1052	2.2797	3.1100e-003		0.1331	0.1331		0.1225	0.1225		300.7685	300.7685	0.0973		303.2004
Total	**0.2095**	**2.1052**	**2.2797**	**3.1100e-003**	**0.0000**	**0.1331**	**0.1331**	**0.0000**	**0.1225**	**0.1225**		**300.7685**	**300.7685**	**0.0973**		**303.2004**

Unmitigated Construction Off-Site

	ROG	NOx	CO	SO2	Fugitive PM10	Exhaust PM10	PM10 Total	Fugitive PM2.5	Exhaust PM2.5	PM2.5 Total	Bio- CO2	NBio-CO2	Total CO2	CH4	N2O	CO2e

Category	lb/day											lb/day					
Hauling	0.0000	0.0000	0.0000	0.0000	0.0000	0.0000	0.0000	0.0000	0.0000	0.0000		0.0000	0.0000	0.0000		0.0000
Vendor	0.0451	1.2719	0.3398	3.5000e-003	0.0927	7.1300e-003	0.0998	0.0267	6.8200e-003	0.0335		373.9877	373.9877	0.0205		374.4989
Worker	0.1162	0.0862	1.1518	3.1700e-003	0.3010	2.4700e-003	0.3035	0.0798	2.2800e-003	0.0821		315.2200	315.2200	9.8400e-003		315.4659
Total	**0.1613**	**1.3581**	**1.4916**	**6.6700e-003**	**0.3937**	**9.6000e-003**	**0.4033**	**0.1065**	**9.1000e-003**	**0.1156**		**689.2077**	**689.2077**	**0.0303**		**689.9648**

Mitigated Construction On-Site

	ROG	NOx	CO	SO2	Fugitive PM10	Exhaust PM10	PM10 Total	Fugitive PM2.5	Exhaust PM2.5	PM2.5 Total	Bio- CO2	NBio-CO2	Total CO2	CH4	N2O	CO2e
Category	lb/day										lb/day					
Fugitive Dust					0.0000	0.0000	0.0000	0.0000	0.0000	0.0000			0.0000			0.0000
Off-Road	0.0380	0.1646	2.3421	3.1100e-003		5.0600e-003	5.0600e-003		5.0600e-003	5.0600e-003	0.0000	300.7685	300.7685	0.0973		303.2004
Total	**0.0380**	**0.1646**	**2.3421**	**3.1100e-003**	**0.0000**	**5.0600e-003**	**5.0600e-003**	**0.0000**	**5.0600e-003**	**5.0600e-003**	**0.0000**	**300.7685**	**300.7685**	**0.0973**		**303.2004**

Mitigated Construction Off-Site

	ROG	NOx	CO	SO2	Fugitive PM10	Exhaust PM10	PM10 Total	Fugitive PM2.5	Exhaust PM2.5	PM2.5 Total	Bio- CO2	NBio-CO2	Total CO2	CH4	N2O	CO2e
Category	lb/day										lb/day					
Hauling	0.0000	0.0000	0.0000	0.0000	0.0000	0.0000	0.0000	0.0000	0.0000	0.0000		0.0000	0.0000	0.0000		0.0000
Vendor	0.0451	1.2719	0.3398	3.5000e-003	0.0927	7.1300e-003	0.0998	0.0267	6.8200e-003	0.0335		373.9877	373.9877	0.0205		374.4989

Worker	0.1162	0.0862	1.1518	3.1700e-003	0.3010	2.4700e-003	0.3035	0.0798	2.2800e-003	0.0821		315.2200	315.2200	9.8400e-003		315.4659
Total	**0.1613**	**1.3581**	**1.4916**	**6.6700e-003**	**0.3937**	**9.6000e-003**	**0.4033**	**0.1065**	**9.1000e-003**	**0.1156**		**689.2077**	**689.2077**	**0.0303**		**689.9648**

3.4 BTR Access Road Grading - 2020

Unmitigated Construction On-Site

	ROG	NOx	CO	SO2	Fugitive PM10	Exhaust PM10	PM10 Total	Fugitive PM2.5	Exhaust PM2.5	PM2.5 Total	Bio- CO2	NBio-CO2	Total CO2	CH4	N2O	CO2e
Category	lb/day										lb/day					
Fugitive Dust					24.0883	0.0000	24.0883	13.2409	0.0000	13.2409			0.0000			0.0000
Off-Road	6.1359	63.4001	38.7165	0.0672		3.2199	3.2199		2.9623	2.9623		6,512.9178	6,512.9178	2.1064		6,565.5780
Total	**6.1359**	**63.4001**	**38.7165**	**0.0672**	**24.0883**	**3.2199**	**27.3082**	**13.2409**	**2.9623**	**16.2032**		**6,512.9178**	**6,512.9178**	**2.1064**		**6,565.5780**

Unmitigated Construction Off-Site

	ROG	NOx	CO	SO2	Fugitive PM10	Exhaust PM10	PM10 Total	Fugitive PM2.5	Exhaust PM2.5	PM2.5 Total	Bio- CO2	NBio-CO2	Total CO2	CH4	N2O	CO2e
Category	lb/day										lb/day					
Hauling	0.0000	0.0000	0.0000	0.0000	0.0000	0.0000	0.0000	0.0000	0.0000	0.0000		0.0000	0.0000	0.0000		0.0000
Vendor	0.0451	1.2719	0.3398	3.5000e-003	0.0927	7.1300e-003	0.0998	0.0267	6.8200e-003	0.0335		373.9877	373.9877	0.0205		374.4989
Worker	0.2324	0.1724	2.3036	6.3300e-003	0.6021	4.9400e-003	0.6070	0.1597	4.5500e-003	0.1642		630.4400	630.4400	0.0197		630.9318
Total	**0.2775**	**1.4443**	**2.6434**	**9.8300e-003**	**0.6948**	**0.0121**	**0.7068**	**0.1863**	**0.0114**	**0.1977**		**1,004.4277**	**1,004.4277**	**0.0401**		**1,005.4306**

Mitigated Construction On-Site

	ROG	NOx	CO	SO2	Fugitive PM10	Exhaust PM10	PM10 Total	Fugitive PM2.5	Exhaust PM2.5	PM2.5 Total	Bio- CO2	NBio-CO2	Total CO2	CH4	N2O	CO2e
Category	lb/day										lb/day					
Fugitive Dust					9.3945	0.0000	9.3945	5.1640	0.0000	5.1640			0.0000			0.0000
Off-Road	0.8243	3.5718	40.3747	0.0672		0.1099	0.1099		0.1099	0.1099	0.0000	6,512.9178	6,512.9178	2.1064		6,565.5780
Total	**0.8243**	**3.5718**	**40.3747**	**0.0672**	**9.3945**	**0.1099**	**9.5044**	**5.1640**	**0.1099**	**5.2739**	**0.0000**	**6,512.9178**	**6,512.9178**	**2.1064**		**6,565.5780**

Mitigated Construction Off-Site

	ROG	NOx	CO	SO2	Fugitive PM10	Exhaust PM10	PM10 Total	Fugitive PM2.5	Exhaust PM2.5	PM2.5 Total	Bio- CO2	NBio-CO2	Total CO2	CH4	N2O	CO2e
Category	lb/day										lb/day					
Hauling	0.0000	0.0000	0.0000	0.0000	0.0000	0.0000	0.0000	0.0000	0.0000	0.0000		0.0000	0.0000	0.0000		0.0000
Vendor	0.0451	1.2719	0.3398	3.5000e-003	0.0927	7.1300e-003	0.0998	0.0267	6.8200e-003	0.0335		373.9877	373.9877	0.0205		374.4989
Worker	0.2324	0.1724	2.3036	6.3300e-003	0.6021	4.9400e-003	0.6070	0.1597	4.5500e-003	0.1642		630.4400	630.4400	0.0197		630.9318
Total	**0.2775**	**1.4443**	**2.6434**	**9.8300e-003**	**0.6948**	**0.0121**	**0.7068**	**0.1863**	**0.0114**	**0.1977**		**1,004.4277**	**1,004.4277**	**0.0401**		**1,005.4306**

3.5 Dewatering Activities - 2020

Unmitigated Construction On-Site

	ROG	NOx	CO	SO2	Fugitive PM10	Exhaust PM10	PM10 Total	Fugitive PM2.5	Exhaust PM2.5	PM2.5 Total	Bio- CO2	NBio-CO2	Total CO2	CH4	N2O	CO2e

Category	lb/day										lb/day					
Off-Road	5.0781	42.3485	45.1506	0.0789		2.4864	2.4864		2.4864	2.4864		7,476.4148	7,476.4148	0.4473		7,487.5972
Total	**5.0781**	**42.3485**	**45.1506**	**0.0789**		**2.4864**	**2.4864**		**2.4864**	**2.4864**		**7,476.4148**	**7,476.4148**	**0.4473**		**7,487.5972**

Unmitigated Construction Off-Site

	ROG	NOx	CO	SO2	Fugitive PM10	Exhaust PM10	PM10 Total	Fugitive PM2.5	Exhaust PM2.5	PM2.5 Total	Bio- CO2	NBio-CO2	Total CO2	CH4	N2O	CO2e
Category	lb/day										lb/day					
Hauling	0.0000	0.0000	0.0000	0.0000	0.0000	0.0000	0.0000	0.0000	0.0000	0.0000		0.0000	0.0000	0.0000		0.0000
Vendor	0.0000	0.0000	0.0000	0.0000	0.0000	0.0000	0.0000	0.0000	0.0000	0.0000		0.0000	0.0000	0.0000		0.0000
Worker	0.1743	0.1293	1.7277	4.7500e-003	0.4516	3.7100e-003	0.4553	0.1197	3.4200e-003	0.1232		472.8300	472.8300	0.0148		473.1988
Total	**0.1743**	**0.1293**	**1.7277**	**4.7500e-003**	**0.4516**	**3.7100e-003**	**0.4553**	**0.1197**	**3.4200e-003**	**0.1232**		**472.8300**	**472.8300**	**0.0148**		**473.1988**

Mitigated Construction On-Site

	ROG	NOx	CO	SO2	Fugitive PM10	Exhaust PM10	PM10 Total	Fugitive PM2.5	Exhaust PM2.5	PM2.5 Total	Bio- CO2	NBio-CO2	Total CO2	CH4	N2O	CO2e
Category	lb/day										lb/day					
Off-Road	0.0000	0.0000	0.0000	0.0789		0.0000	0.0000		0.0000	0.0000	0.0000	0.0000	0.0000	0.0000		0.0000
Total	**0.0000**	**0.0000**	**0.0000**	**0.0789**		**0.0000**	**0.0000**		**0.0000**	**0.0000**	**0.0000**	**0.0000**	**0.0000**	**0.0000**		**0.0000**

Mitigated Construction Off-Site

	ROG	NOx	CO	SO2	Fugitive PM10	Exhaust PM10	PM10 Total	Fugitive PM2.5	Exhaust PM2.5	PM2.5 Total	Bio- CO2	NBio-CO2	Total CO2	CH4	N2O	CO2e
Category	lb/day										lb/day					
Hauling	0.0000	0.0000	0.0000	0.0000	0.0000	0.0000	0.0000	0.0000	0.0000	0.0000		0.0000	0.0000	0.0000		0.0000
Vendor	0.0000	0.0000	0.0000	0.0000	0.0000	0.0000	0.0000	0.0000	0.0000	0.0000		0.0000	0.0000	0.0000		0.0000
Worker	0.1743	0.1293	1.7277	4.7500e-003	0.4516	3.7100e-003	0.4553	0.1197	3.4200e-003	0.1232		472.8300	472.8300	0.0148		473.1988
Total	**0.1743**	**0.1293**	**1.7277**	**4.7500e-003**	**0.4516**	**3.7100e-003**	**0.4553**	**0.1197**	**3.4200e-003**	**0.1232**		**472.8300**	**472.8300**	**0.0148**		**473.1988**

3.6 Paving Haul Roads - 2020

Unmitigated Construction On-Site

	ROG	NOx	CO	SO2	Fugitive PM10	Exhaust PM10	PM10 Total	Fugitive PM2.5	Exhaust PM2.5	PM2.5 Total	Bio- CO2	NBio-CO2	Total CO2	CH4	N2O	CO2e
Category	lb/day										lb/day					
Off-Road	0.6783	7.0328	7.3260	0.0114		0.3764	0.3764		0.3463	0.3463		1,103.8667	1,103.8667	0.3570		1,112.7920
Paving	0.6812					0.0000	0.0000		0.0000	0.0000			0.0000			0.0000
Total	**1.3595**	**7.0328**	**7.3260**	**0.0114**		**0.3764**	**0.3764**		**0.3463**	**0.3463**		**1,103.8667**	**1,103.8667**	**0.3570**		**1,112.7920**

Unmitigated Construction Off-Site

	ROG	NOx	CO	SO2	Fugitive PM10	Exhaust PM10	PM10 Total	Fugitive PM2.5	Exhaust PM2.5	PM2.5 Total	Bio- CO2	NBio-CO2	Total CO2	CH4	N2O	CO2e
Category	lb/day										lb/day					
Hauling	0.0000	0.0000	0.0000	0.0000	0.0000	0.0000	0.0000	0.0000	0.0000	0.0000		0.0000	0.0000	0.0000		0.0000
Vendor	0.0000	0.0000	0.0000	0.0000	0.0000	0.0000	0.0000	0.0000	0.0000	0.0000		0.0000	0.0000	0.0000		0.0000
Worker	0.0349	0.0259	0.3455	9.5000e-004	0.0903	7.4000e-004	0.0911	0.0240	6.8000e-004	0.0246		94.5660	94.5660	2.9500e-003		94.6398
Total	**0.0349**	**0.0259**	**0.3455**	**9.5000e-004**	**0.0903**	**7.4000e-004**	**0.0911**	**0.0240**	**6.8000e-004**	**0.0246**		**94.5660**	**94.5660**	**2.9500e-003**		**94.6398**

Mitigated Construction On-Site

	ROG	NOx	CO	SO2	Fugitive PM10	Exhaust PM10	PM10 Total	Fugitive PM2.5	Exhaust PM2.5	PM2.5 Total	Bio- CO2	NBio-CO2	Total CO2	CH4	N2O	CO2e
Category	lb/day										lb/day					
Off-Road	0.1402	0.6077	8.6478	0.0114		0.0187	0.0187		0.0187	0.0187	0.0000	1,103.8667	1,103.8667	0.3570		1,112.7920
Paving	0.6812					0.0000	0.0000		0.0000	0.0000			0.0000			0.0000
Total	**0.8214**	**0.6077**	**8.6478**	**0.0114**		**0.0187**	**0.0187**		**0.0187**	**0.0187**	**0.0000**	**1,103.8667**	**1,103.8667**	**0.3570**		**1,112.7920**

Mitigated Construction Off-Site

	ROG	NOx	CO	SO2	Fugitive PM10	Exhaust PM10	PM10 Total	Fugitive PM2.5	Exhaust PM2.5	PM2.5 Total	Bio- CO2	NBio-CO2	Total CO2	CH4	N2O	CO2e
Category	lb/day										lb/day					

Hauling	0.0000	0.0000	0.0000	0.0000	0.0000	0.0000	0.0000	0.0000	0.0000	0.0000		0.0000	0.0000	0.0000		0.0000
Vendor	0.0000	0.0000	0.0000	0.0000	0.0000	0.0000	0.0000	0.0000	0.0000	0.0000		0.0000	0.0000	0.0000		0.0000
Worker	0.0349	0.0259	0.3455	9.5000e-004	0.0903	7.4000e-004	0.0911	0.0240	6.8000e-004	0.0246		94.5660	94.5660	2.9500e-003		94.6398
Total	**0.0349**	**0.0259**	**0.3455**	**9.5000e-004**	**0.0903**	**7.4000e-004**	**0.0911**	**0.0240**	**6.8000e-004**	**0.0246**		**94.5660**	**94.5660**	**2.9500e-003**		**94.6398**

3.7 Culvert Crossing Repair - 2020

Unmitigated Construction On-Site

	ROG	NOx	CO	SO2	Fugitive PM10	Exhaust PM10	PM10 Total	Fugitive PM2.5	Exhaust PM2.5	PM2.5 Total	Bio- CO2	NBio-CO2	Total CO2	CH4	N2O	CO2e
Category	lb/day										lb/day					
Off-Road	0.0588	0.3682	0.3085	7.1000e-004		0.0143	0.0143		0.0143	0.0143		50.5163	50.5163	5.2400e-003		50.6474
Paving	0.6812					0.0000	0.0000		0.0000	0.0000			0.0000			0.0000
Total	**0.7400**	**0.3682**	**0.3085**	**7.1000e-004**		**0.0143**	**0.0143**		**0.0143**	**0.0143**		**50.5163**	**50.5163**	**5.2400e-003**		**50.6474**

Unmitigated Construction Off-Site

	ROG	NOx	CO	SO2	Fugitive PM10	Exhaust PM10	PM10 Total	Fugitive PM2.5	Exhaust PM2.5	PM2.5 Total	Bio- CO2	NBio-CO2	Total CO2	CH4	N2O	CO2e
Category	lb/day										lb/day					
Hauling	0.0000	0.0000	0.0000	0.0000	0.0000	0.0000	0.0000	0.0000	0.0000	0.0000		0.0000	0.0000	0.0000		0.0000
Vendor	0.0000	0.0000	0.0000	0.0000	0.0000	0.0000	0.0000	0.0000	0.0000	0.0000		0.0000	0.0000	0.0000		0.0000
Worker	0.0930	0.0690	0.9214	2.5300e-003	0.2408	1.9800e-003	0.2428	0.0639	1.8200e-003	0.0657		252.1760	252.1760	7.8700e-003		252.3727

Total	**0.0930**	**0.0690**	**0.9214**	**2.5300e-003**	**0.2408**	**1.9800e-003**	**0.2428**	**0.0639**	**1.8200e-003**	**0.0657**		**252.1760**	**252.1760**	**7.8700e-003**		**252.3727**

Mitigated Construction On-Site

	ROG	NOx	CO	SO2	Fugitive PM10	Exhaust PM10	PM10 Total	Fugitive PM2.5	Exhaust PM2.5	PM2.5 Total	Bio- CO2	NBio-CO2	Total CO2	CH4	N2O	CO2e
Category	lb/day										lb/day					
Off-Road	0.0000	0.0000	0.0000	7.1000e-004		0.0000	0.0000		0.0000	0.0000	0.0000	50.5163	50.5163	5.2400e-003		50.6474
Paving	0.6812					0.0000	0.0000		0.0000	0.0000			0.0000			0.0000
Total	**0.6812**	**0.0000**	**0.0000**	**7.1000e-004**		**0.0000**	**0.0000**		**0.0000**	**0.0000**	**0.0000**	**50.5163**	**50.5163**	**5.2400e-003**		**50.6474**

Mitigated Construction Off-Site

	ROG	NOx	CO	SO2	Fugitive PM10	Exhaust PM10	PM10 Total	Fugitive PM2.5	Exhaust PM2.5	PM2.5 Total	Bio- CO2	NBio-CO2	Total CO2	CH4	N2O	CO2e
Category	lb/day										lb/day					
Hauling	0.0000	0.0000	0.0000	0.0000	0.0000	0.0000	0.0000	0.0000	0.0000	0.0000		0.0000	0.0000	0.0000		0.0000
Vendor	0.0000	0.0000	0.0000	0.0000	0.0000	0.0000	0.0000	0.0000	0.0000	0.0000		0.0000	0.0000	0.0000		0.0000
Worker	0.0930	0.0690	0.9214	2.5300e-003	0.2408	1.9800e-003	0.2428	0.0639	1.8200e-003	0.0657		252.1760	252.1760	7.8700e-003		252.3727
Total	**0.0930**	**0.0690**	**0.9214**	**2.5300e-003**	**0.2408**	**1.9800e-003**	**0.2428**	**0.0639**	**1.8200e-003**	**0.0657**		**252.1760**	**252.1760**	**7.8700e-003**		**252.3727**

3.8 BTR Grading and Hauling - 2020

Unmitigated Construction On-Site

	ROG	NOx	CO	SO2	Fugitive PM10	Exhaust PM10	PM10 Total	Fugitive PM2.5	Exhaust PM2.5	PM2.5 Total	Bio- CO2	NBio-CO2	Total CO2	CH4	N2O	CO2e
Category	lb/day										lb/day					
Fugitive Dust					24.0883	0.0000	24.0883	13.2409	0.0000	13.2409			0.0000			0.0000
Off-Road	6.1359	63.4001	38.7165	0.0672		3.2199	3.2199		2.9623	2.9623		6,512.9178	6,512.9178	2.1064		6,565.5780
Total	**6.1359**	**63.4001**	**38.7165**	**0.0672**	**24.0883**	**3.2199**	**27.3082**	**13.2409**	**2.9623**	**16.2032**		**6,512.9178**	**6,512.9178**	**2.1064**		**6,565.5780**

Unmitigated Construction Off-Site

	ROG	NOx	CO	SO2	Fugitive PM10	Exhaust PM10	PM10 Total	Fugitive PM2.5	Exhaust PM2.5	PM2.5 Total	Bio- CO2	NBio-CO2	Total CO2	CH4	N2O	CO2e
Category	lb/day										lb/day					
Hauling	0.0000	0.0000	0.0000	0.0000	0.0000	0.0000	0.0000	0.0000	0.0000	0.0000		0.0000	0.0000	0.0000		0.0000
Vendor	0.0451	1.2719	0.3398	3.5000e-003	0.0927	7.1300e-003	0.0998	0.0267	6.8200e-003	0.0335		373.9877	373.9877	0.0205		374.4989
Worker	0.5578	0.4137	5.5286	0.0152	1.4450	0.0119	1.4569	0.3832	0.0109	0.3941		1,513.0559	1,513.0559	0.0472		1,514.2362
Total	**0.6029**	**1.6857**	**5.8684**	**0.0187**	**1.5377**	**0.0190**	**1.5567**	**0.4099**	**0.0178**	**0.4276**		**1,887.0437**	**1,887.0437**	**0.0677**		**1,888.7351**

Mitigated Construction On-Site

	ROG	NOx	CO	SO2	Fugitive PM10	Exhaust PM10	PM10 Total	Fugitive PM2.5	Exhaust PM2.5	PM2.5 Total	Bio- CO2	NBio-CO2	Total CO2	CH4	N2O	CO2e
Category	lb/day										lb/day					

Fugitive Dust					9.3945	0.0000	9.3945	5.1640	0.0000	5.1640			0.0000			0.0000
Off-Road	0.8243	3.5718	40.3747	0.0672		0.1099	0.1099		0.1099	0.1099	0.0000	6,512.9178	6,512.9178	2.1064		6,565.5780
Total	**0.8243**	**3.5718**	**40.3747**	**0.0672**	**9.3945**	**0.1099**	**9.5044**	**5.1640**	**0.1099**	**5.2739**	**0.0000**	**6,512.9178**	**6,512.9178**	**2.1064**		**6,565.5780**

Mitigated Construction Off-Site

	ROG	NOx	CO	SO2	Fugitive PM10	Exhaust PM10	PM10 Total	Fugitive PM2.5	Exhaust PM2.5	PM2.5 Total	Bio- CO2	NBio-CO2	Total CO2	CH4	N2O	CO2e
Category	lb/day										lb/day					
Hauling	0.0000	0.0000	0.0000	0.0000	0.0000	0.0000	0.0000	0.0000	0.0000	0.0000		0.0000	0.0000	0.0000		0.0000
Vendor	0.0451	1.2719	0.3398	3.5000e-003	0.0927	7.1300e-003	0.0998	0.0267	6.8200e-003	0.0335		373.9877	373.9877	0.0205		374.4989
Worker	0.5578	0.4137	5.5286	0.0152	1.4450	0.0119	1.4569	0.3832	0.0109	0.3941		1,513.0559	1,513.0559	0.0472		1,514.2362
Total	**0.6029**	**1.6857**	**5.8684**	**0.0187**	**1.5377**	**0.0190**	**1.5567**	**0.4099**	**0.0178**	**0.4276**		**1,887.0437**	**1,887.0437**	**0.0677**		**1,888.7351**

3.9 SPS Grading - 2020

Unmitigated Construction On-Site

	ROG	NOx	CO	SO2	Fugitive PM10	Exhaust PM10	PM10 Total	Fugitive PM2.5	Exhaust PM2.5	PM2.5 Total	Bio- CO2	NBio-CO2	Total CO2	CH4	N2O	CO2e
Category	lb/day										lb/day					
Fugitive Dust					24.0883	0.0000	24.0883	13.2409	0.0000	13.2409			0.0000			0.0000
Off-Road	5.1560	53.7496	25.6452	0.0465		2.7524	2.7524		2.5322	2.5322		4,512.4441	4,512.4441	1.4594		4,548.9295
Total	**5.1560**	**53.7496**	**25.6452**	**0.0465**	**24.0883**	**2.7524**	**26.8407**	**13.2409**	**2.5322**	**15.7731**		**4,512.4441**	**4,512.4441**	**1.4594**		**4,548.9295**

Unmitigated Construction Off-Site

	ROG	NOx	CO	SO2	Fugitive PM10	Exhaust PM10	PM10 Total	Fugitive PM2.5	Exhaust PM2.5	PM2.5 Total	Bio- CO2	NBio-CO2	Total CO2	CH4	N2O	CO2e
Category	lb/day										lb/day					
Hauling	0.0000	0.0000	0.0000	0.0000	0.0000	0.0000	0.0000	0.0000	0.0000	0.0000		0.0000	0.0000	0.0000		0.0000
Vendor	0.0000	0.0000	0.0000	0.0000	0.0000	0.0000	0.0000	0.0000	0.0000	0.0000		0.0000	0.0000	0.0000		0.0000
Worker	0.2905	0.2155	2.8795	7.9100e-003	0.7526	6.1800e-003	0.7588	0.1996	5.6900e-003	0.2053		788.0500	788.0500	0.0246		788.6647
Total	**0.2905**	**0.2155**	**2.8795**	**7.9100e-003**	**0.7526**	**6.1800e-003**	**0.7588**	**0.1996**	**5.6900e-003**	**0.2053**		**788.0500**	**788.0500**	**0.0246**		**788.6647**

Mitigated Construction On-Site

	ROG	NOx	CO	SO2	Fugitive PM10	Exhaust PM10	PM10 Total	Fugitive PM2.5	Exhaust PM2.5	PM2.5 Total	Bio- CO2	NBio-CO2	Total CO2	CH4	N2O	CO2e
Category	lb/day										lb/day					
Fugitive Dust					9.3945	0.0000	9.3945	5.1640	0.0000	5.1640			0.0000			0.0000
Off-Road	0.5701	2.4706	24.7026	0.0465		0.0760	0.0760		0.0760	0.0760	0.0000	4,512.4441	4,512.4441	1.4594		4,548.9295
Total	**0.5701**	**2.4706**	**24.7026**	**0.0465**	**9.3945**	**0.0760**	**9.4705**	**5.1640**	**0.0760**	**5.2400**	**0.0000**	**4,512.4441**	**4,512.4441**	**1.4594**		**4,548.9295**

Mitigated Construction Off-Site

	ROG	NOx	CO	SO2	Fugitive PM10	Exhaust PM10	PM10 Total	Fugitive PM2.5	Exhaust PM2.5	PM2.5 Total	Bio- CO2	NBio-CO2	Total CO2	CH4	N2O	CO2e
Category	lb/day										lb/day					
Hauling	0.0000	0.0000	0.0000	0.0000	0.0000	0.0000	0.0000	0.0000	0.0000	0.0000		0.0000	0.0000	0.0000		0.0000
Vendor	0.0000	0.0000	0.0000	0.0000	0.0000	0.0000	0.0000	0.0000	0.0000	0.0000		0.0000	0.0000	0.0000		0.0000
Worker	0.2905	0.2155	2.8795	7.9100e-003	0.7526	6.1800e-003	0.7588	0.1996	5.6900e-003	0.2053		788.0500	788.0500	0.0246		788.6647
Total	**0.2905**	**0.2155**	**2.8795**	**7.9100e-003**	**0.7526**	**6.1800e-003**	**0.7588**	**0.1996**	**5.6900e-003**	**0.2053**		**788.0500**	**788.0500**	**0.0246**		**788.6647**

3.10 SPS Construction - 2020

Unmitigated Construction On-Site

	ROG	NOx	CO	SO2	Fugitive PM10	Exhaust PM10	PM10 Total	Fugitive PM2.5	Exhaust PM2.5	PM2.5 Total	Bio- CO2	NBio-CO2	Total CO2	CH4	N2O	CO2e
Category	lb/day										lb/day					
Off-Road	5.0512	52.6970	24.5054	0.0450		2.6858	2.6858		2.4710	2.4710		4,362.0598	4,362.0598	1.4108		4,397.3293
Total	**5.0512**	**52.6970**	**24.5054**	**0.0450**		**2.6858**	**2.6858**		**2.4710**	**2.4710**		**4,362.0598**	**4,362.0598**	**1.4108**		**4,397.3293**

Unmitigated Construction Off-Site

	ROG	NOx	CO	SO2	Fugitive PM10	Exhaust PM10	PM10 Total	Fugitive PM2.5	Exhaust PM2.5	PM2.5 Total	Bio- CO2	NBio-CO2	Total CO2	CH4	N2O	CO2e
Category	lb/day										lb/day					
Hauling	0.0000	0.0000	0.0000	0.0000	0.0000	0.0000	0.0000	0.0000	0.0000	0.0000		0.0000	0.0000	0.0000		0.0000

Vendor	0.0386	1.1309	0.2984	2.8900e-003	0.0733	5.6900e-003	0.0790	0.0211	5.4400e-003	0.0265		308.3031	308.3031	0.0181		308.7543
Worker	0.0000	0.0000	0.0000	0.0000	0.0000	0.0000	0.0000	0.0000	0.0000	0.0000		0.0000	0.0000	0.0000		0.0000
Total	**0.0386**	**1.1309**	**0.2984**	**2.8900e-003**	**0.0733**	**5.6900e-003**	**0.0790**	**0.0211**	**5.4400e-003**	**0.0265**		**308.3031**	**308.3031**	**0.0181**		**308.7543**

Mitigated Construction On-Site

	ROG	NOx	CO	SO2	Fugitive PM10	Exhaust PM10	PM10 Total	Fugitive PM2.5	Exhaust PM2.5	PM2.5 Total	Bio- CO2	NBio-CO2	Total CO2	CH4	N2O	CO2e
Category	lb/day										lb/day					
Off-Road	0.5511	2.3883	23.5315	0.0450		0.0735	0.0735		0.0735	0.0735	0.0000	4,362.0598	4,362.0598	1.4108		4,397.3293
Total	**0.5511**	**2.3883**	**23.5315**	**0.0450**		**0.0735**	**0.0735**		**0.0735**	**0.0735**	**0.0000**	**4,362.0598**	**4,362.0598**	**1.4108**		**4,397.3293**

Mitigated Construction Off-Site

	ROG	NOx	CO	SO2	Fugitive PM10	Exhaust PM10	PM10 Total	Fugitive PM2.5	Exhaust PM2.5	PM2.5 Total	Bio- CO2	NBio-CO2	Total CO2	CH4	N2O	CO2e
Category	lb/day										lb/day					
Hauling	0.0000	0.0000	0.0000	0.0000	0.0000	0.0000	0.0000	0.0000	0.0000	0.0000		0.0000	0.0000	0.0000		0.0000
Vendor	0.0386	1.1309	0.2984	2.8900e-003	0.0733	5.6900e-003	0.0790	0.0211	5.4400e-003	0.0265		308.3031	308.3031	0.0181		308.7543
Worker	0.0000	0.0000	0.0000	0.0000	0.0000	0.0000	0.0000	0.0000	0.0000	0.0000		0.0000	0.0000	0.0000		0.0000
Total	**0.0386**	**1.1309**	**0.2984**	**2.8900e-003**	**0.0733**	**5.6900e-003**	**0.0790**	**0.0211**	**5.4400e-003**	**0.0265**		**308.3031**	**308.3031**	**0.0181**		**308.7543**

3.11 Seasonal Stockpile/Crushing - 2020

Unmitigated Construction On-Site

	ROG	NOx	CO	SO2	Fugitive PM10	Exhaust PM10	PM10 Total	Fugitive PM2.5	Exhaust PM2.5	PM2.5 Total	Bio- CO2	NBio-CO2	Total CO2	CH4	N2O	CO2e
Category	lb/day										lb/day					
Off-Road	1.3712	11.4881	12.6172	0.0198		0.7034	0.7034		0.6821	0.6821		1,889.1017	1,889.1017	0.2787		1,896.0703
Total	**1.3712**	**11.4881**	**12.6172**	**0.0198**		**0.7034**	**0.7034**		**0.6821**	**0.6821**		**1,889.1017**	**1,889.1017**	**0.2787**		**1,896.0703**

Unmitigated Construction Off-Site

	ROG	NOx	CO	SO2	Fugitive PM10	Exhaust PM10	PM10 Total	Fugitive PM2.5	Exhaust PM2.5	PM2.5 Total	Bio- CO2	NBio-CO2	Total CO2	CH4	N2O	CO2e
Category	lb/day										lb/day					
Hauling	0.0000	0.0000	0.0000	0.0000	0.0000	0.0000	0.0000	0.0000	0.0000	0.0000		0.0000	0.0000	0.0000		0.0000
Vendor	0.0000	0.0000	0.0000	0.0000	0.0000	0.0000	0.0000	0.0000	0.0000	0.0000		0.0000	0.0000	0.0000		0.0000
Worker	0.0930	0.0690	0.9214	2.5300e-003	0.2408	1.9800e-003	0.2428	0.0639	1.8200e-003	0.0657		252.1760	252.1760	7.8700e-003		252.3727
Total	**0.0930**	**0.0690**	**0.9214**	**2.5300e-003**	**0.2408**	**1.9800e-003**	**0.2428**	**0.0639**	**1.8200e-003**	**0.0657**		**252.1760**	**252.1760**	**7.8700e-003**		**252.3727**

Mitigated Construction On-Site

	ROG	NOx	CO	SO2	Fugitive PM10	Exhaust PM10	PM10 Total	Fugitive PM2.5	Exhaust PM2.5	PM2.5 Total	Bio- CO2	NBio-CO2	Total CO2	CH4	N2O	CO2e
Category	lb/day										lb/day					
Off-Road	0.2119	0.9182	13.0670	0.0198		0.0283	0.0283		0.0283	0.0283	0.0000	1,889.1017	1,889.1017	0.2787		1,896.0703
Total	**0.2119**	**0.9182**	**13.0670**	**0.0198**		**0.0283**	**0.0283**		**0.0283**	**0.0283**	**0.0000**	**1,889.1017**	**1,889.1017**	**0.2787**		**1,896.0703**

Mitigated Construction Off-Site

	ROG	NOx	CO	SO2	Fugitive PM10	Exhaust PM10	PM10 Total	Fugitive PM2.5	Exhaust PM2.5	PM2.5 Total	Bio- CO2	NBio-CO2	Total CO2	CH4	N2O	CO2e
Category	lb/day										lb/day					
Hauling	0.0000	0.0000	0.0000	0.0000	0.0000	0.0000	0.0000	0.0000	0.0000	0.0000		0.0000	0.0000	0.0000		0.0000
Vendor	0.0000	0.0000	0.0000	0.0000	0.0000	0.0000	0.0000	0.0000	0.0000	0.0000		0.0000	0.0000	0.0000		0.0000
Worker	0.0930	0.0690	0.9214	2.5300e-003	0.2408	1.9800e-003	0.2428	0.0639	1.8200e-003	0.0657		252.1760	252.1760	7.8700e-003		252.3727
Total	**0.0930**	**0.0690**	**0.9214**	**2.5300e-003**	**0.2408**	**1.9800e-003**	**0.2428**	**0.0639**	**1.8200e-003**	**0.0657**		**252.1760**	**252.1760**	**7.8700e-003**		**252.3727**

3.12 SPS Paving - 2020

Unmitigated Construction On-Site

	ROG	NOx	CO	SO2	Fugitive PM10	Exhaust PM10	PM10 Total	Fugitive PM2.5	Exhaust PM2.5	PM2.5 Total	Bio- CO2	NBio-CO2	Total CO2	CH4	N2O	CO2e
Category	lb/day										lb/day					
Off-Road	0.6783	7.0328	7.3260	0.0114		0.3764	0.3764		0.3463	0.3463		1,103.8667	1,103.8667	0.3570		1,112.7920

Paving	0.3275					0.0000	0.0000		0.0000	0.0000			0.0000			0.0000
Total	**1.0058**	**7.0328**	**7.3260**	**0.0114**		**0.3764**	**0.3764**		**0.3463**	**0.3463**		**1,103.8667**	**1,103.8667**	**0.3570**		**1,112.7920**

Unmitigated Construction Off-Site

	ROG	NOx	CO	SO2	Fugitive PM10	Exhaust PM10	PM10 Total	Fugitive PM2.5	Exhaust PM2.5	PM2.5 Total	Bio- CO2	NBio-CO2	Total CO2	CH4	N2O	CO2e
Category	lb/day										lb/day					
Hauling	0.0000	0.0000	0.0000	0.0000	0.0000	0.0000	0.0000	0.0000	0.0000	0.0000		0.0000	0.0000	0.0000		0.0000
Vendor	0.0000	0.0000	0.0000	0.0000	0.0000	0.0000	0.0000	0.0000	0.0000	0.0000		0.0000	0.0000	0.0000		0.0000
Worker	0.0581	0.0431	0.5759	1.5800e-003	0.1505	1.2400e-003	0.1518	0.0399	1.1400e-003	0.0411		157.6100	157.6100	4.9200e-003		157.7329
Total	**0.0581**	**0.0431**	**0.5759**	**1.5800e-003**	**0.1505**	**1.2400e-003**	**0.1518**	**0.0399**	**1.1400e-003**	**0.0411**		**157.6100**	**157.6100**	**4.9200e-003**		**157.7329**

Mitigated Construction On-Site

	ROG	NOx	CO	SO2	Fugitive PM10	Exhaust PM10	PM10 Total	Fugitive PM2.5	Exhaust PM2.5	PM2.5 Total	Bio- CO2	NBio-CO2	Total CO2	CH4	N2O	CO2e
Category	lb/day										lb/day					
Off-Road	0.1402	0.6077	8.6478	0.0114		0.0187	0.0187		0.0187	0.0187	0.0000	1,103.8667	1,103.8667	0.3570		1,112.7920
Paving	0.3275					0.0000	0.0000		0.0000	0.0000			0.0000			0.0000
Total	**0.4677**	**0.6077**	**8.6478**	**0.0114**		**0.0187**	**0.0187**		**0.0187**	**0.0187**	**0.0000**	**1,103.8667**	**1,103.8667**	**0.3570**		**1,112.7920**

Mitigated Construction Off-Site

	ROG	NOx	CO	SO2	Fugitive PM10	Exhaust PM10	PM10 Total	Fugitive PM2.5	Exhaust PM2.5	PM2.5 Total	Bio- CO2	NBio-CO2	Total CO2	CH4	N2O	CO2e
Category	lb/day										lb/day					
Hauling	0.0000	0.0000	0.0000	0.0000	0.0000	0.0000	0.0000	0.0000	0.0000	0.0000		0.0000	0.0000	0.0000		0.0000
Vendor	0.0000	0.0000	0.0000	0.0000	0.0000	0.0000	0.0000	0.0000	0.0000	0.0000		0.0000	0.0000	0.0000		0.0000
Worker	0.0581	0.0431	0.5759	1.5800e-003	0.1505	1.2400e-003	0.1518	0.0399	1.1400e-003	0.0411		157.6100	157.6100	4.9200e-003		157.7329
Total	**0.0581**	**0.0431**	**0.5759**	**1.5800e-003**	**0.1505**	**1.2400e-003**	**0.1518**	**0.0399**	**1.1400e-003**	**0.0411**		**157.6100**	**157.6100**	**4.9200e-003**		**157.7329**

3.13 Slope Protection Activity - 2020

Unmitigated Construction On-Site

	ROG	NOx	CO	SO2	Fugitive PM10	Exhaust PM10	PM10 Total	Fugitive PM2.5	Exhaust PM2.5	PM2.5 Total	Bio- CO2	NBio-CO2	Total CO2	CH4	N2O	CO2e
Category	lb/day										lb/day					
Fugitive Dust					0.0000	0.0000	0.0000	0.0000	0.0000	0.0000			0.0000			0.0000
Off-Road	0.2095	2.1052	2.2797	3.1100e-003		0.1331	0.1331		0.1225	0.1225		300.7685	300.7685	0.0973		303.2004
Total	**0.2095**	**2.1052**	**2.2797**	**3.1100e-003**	**0.0000**	**0.1331**	**0.1331**	**0.0000**	**0.1225**	**0.1225**		**300.7685**	**300.7685**	**0.0973**		**303.2004**

Unmitigated Construction Off-Site

	ROG	NOx	CO	SO2	Fugitive PM10	Exhaust PM10	PM10 Total	Fugitive PM2.5	Exhaust PM2.5	PM2.5 Total	Bio- CO2	NBio-CO2	Total CO2	CH4	N2O	CO2e

Category	lb/day											lb/day				
Hauling	0.0000	0.0000	0.0000	0.0000	0.0000	0.0000	0.0000	0.0000	0.0000	0.0000		0.0000	0.0000	0.0000		0.0000
Vendor	0.0000	0.0000	0.0000	0.0000	0.0000	0.0000	0.0000	0.0000	0.0000	0.0000		0.0000	0.0000	0.0000		0.0000
Worker	0.0000	0.0000	0.0000	0.0000	0.0000	0.0000	0.0000	0.0000	0.0000	0.0000		0.0000	0.0000	0.0000		0.0000
Total	**0.0000**	**0.0000**	**0.0000**	**0.0000**	**0.0000**	**0.0000**	**0.0000**	**0.0000**	**0.0000**	**0.0000**		**0.0000**	**0.0000**	**0.0000**		**0.0000**

Mitigated Construction On-Site

	ROG	NOx	CO	SO2	Fugitive PM10	Exhaust PM10	PM10 Total	Fugitive PM2.5	Exhaust PM2.5	PM2.5 Total	Bio- CO2	NBio-CO2	Total CO2	CH4	N2O	CO2e
Category	lb/day										lb/day					
Fugitive Dust					0.0000	0.0000	0.0000	0.0000	0.0000	0.0000			0.0000			0.0000
Off-Road	0.0380	0.1646	2.3421	3.1100e-003		5.0600e-003	5.0600e-003		5.0600e-003	5.0600e-003	0.0000	300.7685	300.7685	0.0973		303.2004
Total	**0.0380**	**0.1646**	**2.3421**	**3.1100e-003**	**0.0000**	**5.0600e-003**	**5.0600e-003**	**0.0000**	**5.0600e-003**	**5.0600e-003**	**0.0000**	**300.7685**	**300.7685**	**0.0973**		**303.2004**

Mitigated Construction Off-Site

	ROG	NOx	CO	SO2	Fugitive PM10	Exhaust PM10	PM10 Total	Fugitive PM2.5	Exhaust PM2.5	PM2.5 Total	Bio- CO2	NBio-CO2	Total CO2	CH4	N2O	CO2e
Category	lb/day										lb/day					
Hauling	0.0000	0.0000	0.0000	0.0000	0.0000	0.0000	0.0000	0.0000	0.0000	0.0000		0.0000	0.0000	0.0000		0.0000
Vendor	0.0000	0.0000	0.0000	0.0000	0.0000	0.0000	0.0000	0.0000	0.0000	0.0000		0.0000	0.0000	0.0000		0.0000

Worker	0.0000	0.0000	0.0000	0.0000	0.0000	0.0000	0.0000	0.0000	0.0000	0.0000		0.0000	0.0000	0.0000		0.0000
Total	**0.0000**	**0.0000**	**0.0000**	**0.0000**	**0.0000**	**0.0000**	**0.0000**	**0.0000**	**0.0000**	**0.0000**		**0.0000**	**0.0000**	**0.0000**		**0.0000**

3.14 Hydroblasting for Cement Slurry - 2020

Unmitigated Construction On-Site

	ROG	NOx	CO	SO2	Fugitive PM10	Exhaust PM10	PM10 Total	Fugitive PM2.5	Exhaust PM2.5	PM2.5 Total	Bio- CO2	NBio-CO2	Total CO2	CH4	N2O	CO2e
Category	lb/day										lb/day					
Off-Road	0.3991	3.4786	3.7055	6.5800e-003		0.1962	0.1962		0.1962	0.1962		623.0346	623.0346	0.0351		623.9116
Total	**0.3991**	**3.4786**	**3.7055**	**6.5800e-003**		**0.1962**	**0.1962**		**0.1962**	**0.1962**		**623.0346**	**623.0346**	**0.0351**		**623.9116**

Unmitigated Construction Off-Site

	ROG	NOx	CO	SO2	Fugitive PM10	Exhaust PM10	PM10 Total	Fugitive PM2.5	Exhaust PM2.5	PM2.5 Total	Bio- CO2	NBio-CO2	Total CO2	CH4	N2O	CO2e
Category	lb/day										lb/day					
Hauling	0.0000	0.0000	0.0000	0.0000	0.0000	0.0000	0.0000	0.0000	0.0000	0.0000		0.0000	0.0000	0.0000		0.0000
Vendor	0.0000	0.0000	0.0000	0.0000	0.0000	0.0000	0.0000	0.0000	0.0000	0.0000		0.0000	0.0000	0.0000		0.0000
Worker	0.0349	0.0259	0.3455	9.5000e-004	0.0903	7.4000e-004	0.0911	0.0240	6.8000e-004	0.0246		94.5660	94.5660	2.9500e-003		94.6398
Total	**0.0349**	**0.0259**	**0.3455**	**9.5000e-004**	**0.0903**	**7.4000e-004**	**0.0911**	**0.0240**	**6.8000e-004**	**0.0246**		**94.5660**	**94.5660**	**2.9500e-003**		**94.6398**

Mitigated Construction On-Site

	ROG	NOx	CO	SO2	Fugitive PM10	Exhaust PM10	PM10 Total	Fugitive PM2.5	Exhaust PM2.5	PM2.5 Total	Bio- CO2	NBio-CO2	Total CO2	CH4	N2O	CO2e
Category	lb/day										lb/day					
Off-Road	0.0658	0.2850	4.0564	6.5800e-003		8.7700e-003	8.7700e-003		8.7700e-003	8.7700e-003	0.0000	623.0346	623.0346	0.0351		623.9116
Total	**0.0658**	**0.2850**	**4.0564**	**6.5800e-003**		**8.7700e-003**	**8.7700e-003**		**8.7700e-003**	**8.7700e-003**	**0.0000**	**623.0346**	**623.0346**	**0.0351**		**623.9116**

Mitigated Construction Off-Site

	ROG	NOx	CO	SO2	Fugitive PM10	Exhaust PM10	PM10 Total	Fugitive PM2.5	Exhaust PM2.5	PM2.5 Total	Bio- CO2	NBio-CO2	Total CO2	CH4	N2O	CO2e
Category	lb/day										lb/day					
Hauling	0.0000	0.0000	0.0000	0.0000	0.0000	0.0000	0.0000	0.0000	0.0000	0.0000		0.0000	0.0000	0.0000		0.0000
Vendor	0.0000	0.0000	0.0000	0.0000	0.0000	0.0000	0.0000	0.0000	0.0000	0.0000		0.0000	0.0000	0.0000		0.0000
Worker	0.0349	0.0259	0.3455	9.5000e-004	0.0903	7.4000e-004	0.0911	0.0240	6.8000e-004	0.0246		94.5660	94.5660	2.9500e-003		94.6398
Total	**0.0349**	**0.0259**	**0.3455**	**9.5000e-004**	**0.0903**	**7.4000e-004**	**0.0911**	**0.0240**	**6.8000e-004**	**0.0246**		**94.5660**	**94.5660**	**2.9500e-003**		**94.6398**

3.15 Sluicegate Repair - 2020

Unmitigated Construction Off-Site

	ROG	NOx	CO	SO2	Fugitive PM10	Exhaust PM10	PM10 Total	Fugitive PM2.5	Exhaust PM2.5	PM2.5 Total	Bio- CO2	NBio-CO2	Total CO2	CH4	N2O	CO2e

Category	lb/day										lb/day					
Hauling					0.0000	0.0000	0.0000	0.0000	0.0000	0.0000			0.0000			0.0000
Vendor					0.0000	0.0000	0.0000	0.0000	0.0000	0.0000			0.0000			0.0000
Worker					0.0000	0.0000	0.0000	0.0000	0.0000	0.0000			0.0000			0.0000
Total					**0.0000**	**0.0000**	**0.0000**	**0.0000**	**0.0000**	**0.0000**			**0.0000**			**0.0000**

Mitigated Construction Off-Site

	ROG	NOx	CO	SO2	Fugitive PM10	Exhaust PM10	PM10 Total	Fugitive PM2.5	Exhaust PM2.5	PM2.5 Total	Bio- CO2	NBio-CO2	Total CO2	CH4	N2O	CO2e
Category	lb/day										lb/day					
Hauling					0.0000	0.0000	0.0000	0.0000	0.0000	0.0000			0.0000			0.0000
Vendor					0.0000	0.0000	0.0000	0.0000	0.0000	0.0000			0.0000			0.0000
Worker					0.0000	0.0000	0.0000	0.0000	0.0000	0.0000			0.0000			0.0000
Total					**0.0000**	**0.0000**	**0.0000**	**0.0000**	**0.0000**	**0.0000**			**0.0000**			**0.0000**

4.0 Operational Detail - Mobile

4.1 Mitigation Measures Mobile

	ROG	NOx	CO	SO2	Fugitive PM10	Exhaust PM10	PM10 Total	Fugitive PM2.5	Exhaust PM2.5	PM2.5 Total	Bio- CO2	NBio-CO2	Total CO2	CH4	N2O	CO2e

Category	lb/day											lb/day				
Mitigated	0.0000	0.0000	0.0000	0.0000	0.0000	0.0000	0.0000	0.0000	0.0000	0.0000		0.0000	0.0000	0.0000		0.0000
Unmitigated	0.0000	0.0000	0.0000	0.0000	0.0000	0.0000	0.0000	0.0000	0.0000	0.0000		0.0000	0.0000	0.0000		0.0000

4.2 Trip Summary Information

	Average Daily Trip Rate			Unmitigated	Mitigated
Land Use	Weekday	Saturday	Sunday	Annual VMT	Annual VMT
Other Asphalt Surfaces	0.00	0.00	0.00		
User Defined Industrial	0.00	0.00	0.00		
Total	0.00	0.00	0.00		

4.3 Trip Type Information

	Miles			Trip %			Trip Purpose %		
Land Use	H-W or C-W	H-S or C-C	H-O or C-NW	H-W or C-W	H-S or C-C	H-O or C-NW	Primary	Diverted	Pass-by
Other Asphalt Surfaces	18.50	10.10	7.90	0.00	0.00	0.00	0	0	0
User Defined Industrial	18.50	10.10	7.90	0.00	0.00	0.00	0	0	0

4.4 Fleet Mix

Land Use	LDA	LDT1	LDT2	MDV	LHD1	LHD2	MHD	HHD	OBUS	UBUS	MCY	SBUS	MH
Other Asphalt Surfaces	0.547726	0.045437	0.201480	0.122768	0.016614	0.006090	0.019326	0.029174	0.002438	0.002359	0.005005	0.000677	0.000907
User Defined Industrial	0.547726	0.045437	0.201480	0.122768	0.016614	0.006090	0.019326	0.029174	0.002438	0.002359	0.005005	0.000677	0.000907

5.0 Energy Detail

Historical Energy Use: N

5.1 Mitigation Measures Energy

	ROG	NOx	CO	SO2	Fugitive PM10	Exhaust PM10	PM10 Total	Fugitive PM2.5	Exhaust PM2.5	PM2.5 Total	Bio- CO2	NBio- CO2	Total CO2	CH4	N2O	CO2e
Category	lb/day										lb/day					
NaturalGas Mitigated	0.0000	0.0000	0.0000	0.0000		0.0000	0.0000		0.0000	0.0000		0.0000	0.0000	0.0000	0.0000	0.0000
NaturalGas Unmitigated	0.0000	0.0000	0.0000	0.0000		0.0000	0.0000		0.0000	0.0000		0.0000	0.0000	0.0000	0.0000	0.0000

5.2 Energy by Land Use - NaturalGas

Unmitigated

	NaturalGas Use	ROG	NOx	CO	SO2	Fugitive PM10	Exhaust PM10	PM10 Total	Fugitive PM2.5	Exhaust PM2.5	PM2.5 Total	Bio- CO2	NBio- CO2	Total CO2	CH4	N2O	CO2e
Land Use	kBTU/yr	lb/day										lb/day					
Other Asphalt Surfaces	0	0.0000	0.0000	0.0000	0.0000		0.0000	0.0000		0.0000	0.0000		0.0000	0.0000	0.0000	0.0000	0.0000
User Defined Industrial	0	0.0000	0.0000	0.0000	0.0000		0.0000	0.0000		0.0000	0.0000		0.0000	0.0000	0.0000	0.0000	0.0000
Total		**0.0000**	**0.0000**	**0.0000**	**0.0000**		**0.0000**	**0.0000**		**0.0000**	**0.0000**		**0.0000**	**0.0000**	**0.0000**	**0.0000**	**0.0000**

Mitigated

	NaturalGas Use	ROG	NOx	CO	SO2	Fugitive PM10	Exhaust PM10	PM10 Total	Fugitive PM2.5	Exhaust PM2.5	PM2.5 Total	Bio- CO2	NBio- CO2	Total CO2	CH4	N2O	CO2e
Land Use	kBTU/yr	lb/day										lb/day					

Other Asphalt Surfaces	0	0.0000	0.0000	0.0000	0.0000		0.0000	0.0000		0.0000	0.0000		0.0000	0.0000	0.0000	0.0000	0.0000
User Defined Industrial	0	0.0000	0.0000	0.0000	0.0000		0.0000	0.0000		0.0000	0.0000		0.0000	0.0000	0.0000	0.0000	0.0000
Total		**0.0000**	**0.0000**	**0.0000**	**0.0000**		**0.0000**	**0.0000**		**0.0000**	**0.0000**		**0.0000**	**0.0000**	**0.0000**	**0.0000**	**0.0000**

6.0 Area Detail

6.1 Mitigation Measures Area

	ROG	NOx	CO	SO2	Fugitive PM10	Exhaust PM10	PM10 Total	Fugitive PM2.5	Exhaust PM2.5	PM2.5 Total	Bio- CO2	NBio-CO2	Total CO2	CH4	N2O	CO2e
Category	lb/day										lb/day					
Mitigated	0.1004	1.0000e-005	7.7000e-004	0.0000		0.0000	0.0000		0.0000	0.0000		1.6400e-003	1.6400e-003	0.0000		1.7500e-003
Unmitigated	0.1004	1.0000e-005	7.7000e-004	0.0000		0.0000	0.0000		0.0000	0.0000		1.6400e-003	1.6400e-003	0.0000		1.7500e-003

6.2 Area by SubCategory

Unmitigated

	ROG	NOx	CO	SO2	Fugitive PM10	Exhaust PM10	PM10 Total	Fugitive PM2.5	Exhaust PM2.5	PM2.5 Total	Bio- CO2	NBio-CO2	Total CO2	CH4	N2O	CO2e
SubCategory	lb/day										lb/day					
Architectural Coating	0.0000					0.0000	0.0000		0.0000	0.0000			0.0000			0.0000
Consumer Products	0.1003					0.0000	0.0000		0.0000	0.0000			0.0000			0.0000

Landscaping	7.0000e-005	1.0000e-005	7.7000e-004	0.0000		0.0000	0.0000		0.0000	0.0000		1.6400e-003	1.6400e-003	0.0000		1.7500e-003
Total	**0.1004**	**1.0000e-005**	**7.7000e-004**	**0.0000**		**0.0000**	**0.0000**		**0.0000**	**0.0000**		**1.6400e-003**	**1.6400e-003**	**0.0000**		**1.7500e-003**

Mitigated

	ROG	NOx	CO	SO2	Fugitive PM10	Exhaust PM10	PM10 Total	Fugitive PM2.5	Exhaust PM2.5	PM2.5 Total	Bio- CO2	NBio-CO2	Total CO2	CH4	N2O	CO2e
SubCategory	lb/day										lb/day					
Architectural Coating	0.0000					0.0000	0.0000		0.0000	0.0000			0.0000			0.0000
Consumer Products	0.1003					0.0000	0.0000		0.0000	0.0000			0.0000			0.0000
Landscaping	7.0000e-005	1.0000e-005	7.7000e-004	0.0000		0.0000	0.0000		0.0000	0.0000		1.6400e-003	1.6400e-003	0.0000		1.7500e-003
Total	**0.1004**	**1.0000e-005**	**7.7000e-004**	**0.0000**		**0.0000**	**0.0000**		**0.0000**	**0.0000**		**1.6400e-003**	**1.6400e-003**	**0.0000**		**1.7500e-003**

7.0 Water Detail

7.1 Mitigation Measures Water

8.0 Waste Detail

8.1 Mitigation Measures Waste

9.0 Operational Offroad

Equipment Type	Number	Hours/Day	Days/Year	Horse Power	Load Factor	Fuel Type

10.0 Stationary Equipment

Fire Pumps and Emergency Generators

Equipment Type	Number	Hours/Day	Hours/Year	Horse Power	Load Factor	Fuel Type

Boilers

Equipment Type	Number	Heat Input/Day	Heat Input/Year	Boiler Rating	Fuel Type

User Defined Equipment

Equipment Type	Number

11.0 Vegetation

Big Tujunga Sediment Removal IS-MND - Los Angeles-South Coast County, Annual

Big Tujunga Sediment Removal IS-MND

Los Angeles-South Coast County, Annual

1.0 Project Characteristics

1.1 Land Usage

Land Uses	Size	Metric	Lot Acreage	Floor Surface Area	Population
User Defined Industrial	1.00	User Defined Unit	90.00	0.00	0
Other Asphalt Surfaces	6.50	Acre	6.50	283,140.00	0

1.2 Other Project Characteristics

Urbanization	Rural	**Wind Speed (m/s)**	2.2	**Precipitation Freq (Days)**	33
Climate Zone	9			**Operational Year**	2020
Utility Company	Southern California Edison				
CO2 Intensity (lb/MWhr)	541	**CH4 Intensity (lb/MWhr)**	0.029	**N2O Intensity (lb/MWhr)**	0.006

1.3 User Entered Comments & Non-Default Data

Project Characteristics - Adjusted CO2 IF reflects RPS for SCE.

Land Use - Lot acreage: Big Tujunga Reservoir Area: 68 acres

Maple SRS: 22 acres

Construction Phase - Schedule based on Data Needs

Off-road Equipment - 4 Excavators, 4 Rubber Tired Dozers, 4 Tractors

Off-road Equipment - 4 Excavators, 4 Rubber Tired Dozers, 4 tractors

Off-road Equipment - 1 Tractor

Off-road Equipment - 1 Cement and Mortar Mixer

Off-road Equipment - Pumps (4) are electrical and powered by a generator.

Off-road Equipment - 1 Generator Set

Off-road Equipment - 1 Paver, 1 Paving Equipment, 1 Roller

Off-road Equipment - 1 Generator set, 1 crushing/proc., 2 tractors

Off-road Equipment - 1 tractor

Off-road Equipment - All hand tools

Off-road Equipment - 4 Rubber Tired Dozers, 4 tractors

Off-road Equipment - 4 Rubber tired dozers, 4 tractors

Off-road Equipment - 1 paver, 1 paving equipm, 1 roller

Off-road Equipment - 1 Excavator, 1 Rubber Tired Dozer, 4 Tractor/Loaders

Trips and VMT - Worker Trips from County engineers. Water truck trips accounted for in vendor trips. 2 water tenders trucking water from offsite

Grading -

Road Dust -

Area Coating - No Painting

Energy Use -

Construction Off-road Equipment Mitigation - Tier 4 Final and electrical pumps

Table Name	Column Name	Default Value	New Value
tblAreaCoating	Area_Parking	16988	0
tblConstEquipMitigation	FuelType	Diesel	Electrical
tblConstEquipMitigation	NumberOfEquipmentMitigated	0.00	1.00
tblConstEquipMitigation	NumberOfEquipmentMitigated	0.00	1.00
tblConstEquipMitigation	NumberOfEquipmentMitigated	0.00	9.00
tblConstEquipMitigation	NumberOfEquipmentMitigated	0.00	2.00
tblConstEquipMitigation	NumberOfEquipmentMitigated	0.00	2.00
tblConstEquipMitigation	NumberOfEquipmentMitigated	0.00	2.00
tblConstEquipMitigation	NumberOfEquipmentMitigated	0.00	4.00
tblConstEquipMitigation	NumberOfEquipmentMitigated	0.00	2.00
tblConstEquipMitigation	NumberOfEquipmentMitigated	0.00	17.00
tblConstEquipMitigation	NumberOfEquipmentMitigated	0.00	24.00
tblConstEquipMitigation	Tier	No Change	Tier 4 Final
tblConstEquipMitigation	Tier	No Change	Tier 4 Final

tblConstEquipMitigation	Tier	No Change	Tier 4 Final
tblConstEquipMitigation	Tier	No Change	Tier 4 Final
tblConstEquipMitigation	Tier	No Change	Tier 4 Final
tblConstEquipMitigation	Tier	No Change	Tier 4 Final
tblConstEquipMitigation	Tier	No Change	Tier 4 Final
tblConstEquipMitigation	Tier	No Change	Tier 4 Final
tblConstEquipMitigation	Tier	No Change	Tier 4 Final
tblConstructionPhase	NumDays	1,550.00	79.00
tblConstructionPhase	NumDays	155.00	26.00
tblConstructionPhase	NumDays	155.00	25.00
tblConstructionPhase	NumDays	155.00	131.00
tblConstructionPhase	NumDays	155.00	131.00
tblConstructionPhase	NumDays	110.00	52.00
tblConstructionPhase	NumDays	110.00	25.00
tblConstructionPhase	NumDays	110.00	25.00
tblConstructionPhase	NumDays	60.00	27.00
tblConstructionPhase	NumDays	60.00	11.00
tblConstructionPhase	NumDaysWeek	5.00	6.00
tblConstructionPhase	NumDaysWeek	5.00	6.00
tblConstructionPhase	NumDaysWeek	5.00	6.00
tblConstructionPhase	NumDaysWeek	5.00	6.00
tblConstructionPhase	NumDaysWeek	5.00	6.00
tblConstructionPhase	NumDaysWeek	5.00	6.00
tblConstructionPhase	NumDaysWeek	5.00	6.00
tblConstructionPhase	NumDaysWeek	5.00	6.00
tblConstructionPhase	NumDaysWeek	5.00	6.00
tblConstructionPhase	NumDaysWeek	5.00	6.00
tblConstructionPhase	NumDaysWeek	5.00	6.00
tblConstructionPhase	NumDaysWeek	5.00	6.00

tblConstructionPhase	NumDaysWeek	5.00	6.00
tblLandUse	LotAcreage	0.00	90.00
tblOffRoadEquipment	OffRoadEquipmentUnitAmount	1.00	0.00
tblOffRoadEquipment	OffRoadEquipmentUnitAmount	2.00	0.00
tblOffRoadEquipment	OffRoadEquipmentUnitAmount	2.00	4.00
tblOffRoadEquipment	OffRoadEquipmentUnitAmount	2.00	4.00
tblOffRoadEquipment	OffRoadEquipmentUnitAmount	2.00	0.00
tblOffRoadEquipment	OffRoadEquipmentUnitAmount	3.00	0.00
tblOffRoadEquipment	OffRoadEquipmentUnitAmount	1.00	0.00
tblOffRoadEquipment	OffRoadEquipmentUnitAmount	1.00	0.00
tblOffRoadEquipment	OffRoadEquipmentUnitAmount	1.00	0.00
tblOffRoadEquipment	OffRoadEquipmentUnitAmount	1.00	0.00
tblOffRoadEquipment	OffRoadEquipmentUnitAmount	1.00	0.00
tblOffRoadEquipment	OffRoadEquipmentUnitAmount	2.00	1.00
tblOffRoadEquipment	OffRoadEquipmentUnitAmount	2.00	1.00
tblOffRoadEquipment	OffRoadEquipmentUnitAmount	2.00	0.00
tblOffRoadEquipment	OffRoadEquipmentUnitAmount	2.00	1.00
tblOffRoadEquipment	OffRoadEquipmentUnitAmount	2.00	1.00
tblOffRoadEquipment	OffRoadEquipmentUnitAmount	2.00	0.00
tblOffRoadEquipment	OffRoadEquipmentUnitAmount	2.00	1.00
tblOffRoadEquipment	OffRoadEquipmentUnitAmount	2.00	1.00
tblOffRoadEquipment	OffRoadEquipmentUnitAmount	2.00	0.00
tblOffRoadEquipment	OffRoadEquipmentUnitAmount	1.00	0.00
tblOffRoadEquipment	OffRoadEquipmentUnitAmount	1.00	4.00
tblOffRoadEquipment	OffRoadEquipmentUnitAmount	1.00	4.00
tblOffRoadEquipment	OffRoadEquipmentUnitAmount	1.00	4.00
tblOffRoadEquipment	OffRoadEquipmentUnitAmount	3.00	1.00
tblOffRoadEquipment	OffRoadEquipmentUnitAmount	3.00	0.00
tblOffRoadEquipment	OffRoadEquipmentUnitAmount	2.00	0.00
tblOffRoadEquipment	OffRoadEquipmentUnitAmount	2.00	0.00

tblOffRoadEquipment	OffRoadEquipmentUnitAmount	2.00	0.00
tblOffRoadEquipment	OffRoadEquipmentUnitAmount	2.00	0.00
tblOffRoadEquipment	OffRoadEquipmentUnitAmount	3.00	4.00
tblOffRoadEquipment	OffRoadEquipmentUnitAmount	2.00	1.00
tblOffRoadEquipment	OffRoadEquipmentUnitAmount	2.00	4.00
tblOffRoadEquipment	OffRoadEquipmentUnitAmount	2.00	4.00
tblOffRoadEquipment	OffRoadEquipmentUnitAmount	2.00	4.00
tblOffRoadEquipment	OffRoadEquipmentUnitAmount	4.00	1.00
tblOffRoadEquipment	OffRoadEquipmentUnitAmount	1.00	0.00
tblProjectCharacteristics	CO2IntensityFactor	702.44	541
tblProjectCharacteristics	UrbanizationLevel	Urban	Rural
tblTripsAndVMT	VendorTripLength	7.90	10.00
tblTripsAndVMT	VendorTripLength	7.90	10.00
tblTripsAndVMT	VendorTripLength	7.90	10.00
tblTripsAndVMT	VendorTripLength	7.90	10.00
tblTripsAndVMT	VendorTripNumber	0.00	10.00
tblTripsAndVMT	VendorTripNumber	0.00	10.00
tblTripsAndVMT	VendorTripNumber	0.00	10.00
tblTripsAndVMT	VendorTripNumber	0.00	10.00
tblTripsAndVMT	VendorTripNumber	46.00	10.00
tblTripsAndVMT	WorkerTripNumber	15.00	30.00
tblTripsAndVMT	WorkerTripNumber	10.00	16.00
tblTripsAndVMT	WorkerTripNumber	8.00	10.00
tblTripsAndVMT	WorkerTripNumber	3.00	0.00
tblTripsAndVMT	WorkerTripNumber	3.00	6.00
tblTripsAndVMT	WorkerTripNumber	3.00	20.00
tblTripsAndVMT	WorkerTripNumber	30.00	40.00
tblTripsAndVMT	WorkerTripNumber	10.00	30.00
tblTripsAndVMT	WorkerTripNumber	8.00	6.00
tblTripsAndVMT	WorkerTripNumber	3.00	16.00

tblTripsAndVMT	WorkerTripNumber	30.00	96.00
tblTripsAndVMT	WorkerTripNumber	20.00	50.00
tblTripsAndVMT	WorkerTripNumber	119.00	0.00

2.0 Emissions Summary

2.1 Overall Construction

Unmitigated Construction

	ROG	NOx	CO	SO2	Fugitive PM10	Exhaust PM10	PM10 Total	Fugitive PM2.5	Exhaust PM2.5	PM2.5 Total	Bio- CO2	NBio-CO2	Total CO2	CH4	N2O	CO2e
Year	tons/yr										MT/yr					
2020	1.3529	12.8387	8.4824	0.0159	3.7325	0.6589	4.3913	1.9967	0.6125	2.6092	0.0000	1,401.7941	1,401.7941	0.3358	0.0000	1,410.1898
Maximum	**1.3529**	**12.8387**	**8.4824**	**0.0159**	**3.7325**	**0.6589**	**4.3913**	**1.9967**	**0.6125**	**2.6092**	**0.0000**	**1,401.7941**	**1,401.7941**	**0.3358**	**0.0000**	**1,410.1898**

Mitigated Construction

	ROG	NOx	CO	SO2	Fugitive PM10	Exhaust PM10	PM10 Total	Fugitive PM2.5	Exhaust PM2.5	PM2.5 Total	Bio- CO2	NBio-CO2	Total CO2	CH4	N2O	CO2e
Year	tons/yr										MT/yr					
2020	0.2445	0.8404	7.4102	0.0159	1.5743	0.0211	1.5954	0.8104	0.0210	0.8314	0.0000	1,225.4482	1,225.4482	0.3253	0.0000	1,233.5801
Maximum	**0.2445**	**0.8404**	**7.4102**	**0.0159**	**1.5743**	**0.0211**	**1.5954**	**0.8104**	**0.0210**	**0.8314**	**0.0000**	**1,225.4482**	**1,225.4482**	**0.3253**	**0.0000**	**1,233.5801**

	ROG	NOx	CO	SO2	Fugitive PM10	Exhaust PM10	PM10 Total	Fugitive PM2.5	Exhaust PM2.5	PM2.5 Total	Bio- CO2	NBio-CO2	Total CO2	CH4	N20	CO2e
Percent Reduction	**81.93**	**93.45**	**12.64**	**0.00**	**57.82**	**96.79**	**63.67**	**59.41**	**96.57**	**68.14**	**0.00**	**12.58**	**12.58**	**3.14**	**0.00**	**12.52**

Quarter	Start Date	End Date	Maximum Unmitigated ROG + NOX (tons/quarter)	Maximum Mitigated ROG + NOX (tons/quarter)
1	1-1-2020	3-31-2020	0.3453	0.0448
2	4-1-2020	6-30-2020	4.9191	0.3287
3	7-1-2020	9-30-2020	7.6131	0.5947
		Highest	7.6131	0.5947

2.2 Overall Operational

Unmitigated Operational

	ROG	NOx	CO	SO2	Fugitive PM10	Exhaust PM10	PM10 Total	Fugitive PM2.5	Exhaust PM2.5	PM2.5 Total	Bio- CO2	NBio-CO2	Total CO2	CH4	N2O	CO2e
Category	tons/yr										MT/yr					
Area	0.0183	0.0000	1.0000e-004	0.0000		0.0000	0.0000		0.0000	0.0000	0.0000	1.9000e-004	1.9000e-004	0.0000	0.0000	2.0000e-004
Energy	0.0000	0.0000	0.0000	0.0000		0.0000	0.0000		0.0000	0.0000	0.0000	0.0000	0.0000	0.0000	0.0000	0.0000
Mobile	0.0000	0.0000	0.0000	0.0000	0.0000	0.0000	0.0000	0.0000	0.0000	0.0000	0.0000	0.0000	0.0000	0.0000	0.0000	0.0000
Waste						0.0000	0.0000		0.0000	0.0000	0.0000	0.0000	0.0000	0.0000	0.0000	0.0000
Water						0.0000	0.0000		0.0000	0.0000	0.0000	0.0000	0.0000	0.0000	0.0000	0.0000
Total	**0.0183**	**0.0000**	**1.0000e-004**	**0.0000**	**0.0000**	**0.0000**	**0.0000**	**0.0000**	**0.0000**	**0.0000**	**0.0000**	**1.9000e-004**	**1.9000e-004**	**0.0000**	**0.0000**	**2.0000e-004**

Mitigated Operational

	ROG	NOx	CO	SO2	Fugitive PM10	Exhaust PM10	PM10 Total	Fugitive PM2.5	Exhaust PM2.5	PM2.5 Total	Bio- CO2	NBio-CO2	Total CO2	CH4	N2O	CO2e

Category	tons/yr										MT/yr					
Area	0.0183	0.0000	1.0000e-004	0.0000		0.0000	0.0000		0.0000	0.0000	0.0000	1.9000e-004	1.9000e-004	0.0000	0.0000	2.0000e-004
Energy	0.0000	0.0000	0.0000	0.0000		0.0000	0.0000		0.0000	0.0000	0.0000	0.0000	0.0000	0.0000	0.0000	0.0000
Mobile	0.0000	0.0000	0.0000	0.0000	0.0000	0.0000	0.0000	0.0000	0.0000	0.0000	0.0000	0.0000	0.0000	0.0000	0.0000	0.0000
Waste						0.0000	0.0000		0.0000	0.0000	0.0000	0.0000	0.0000	0.0000	0.0000	0.0000
Water						0.0000	0.0000		0.0000	0.0000	0.0000	0.0000	0.0000	0.0000	0.0000	0.0000
Total	**0.0183**	**0.0000**	**1.0000e-004**	**0.0000**	**0.0000**	**0.0000**	**0.0000**	**0.0000**	**0.0000**	**0.0000**	**0.0000**	**1.9000e-004**	**1.9000e-004**	**0.0000**	**0.0000**	**2.0000e-004**

	ROG	NOx	CO	SO2	Fugitive PM10	Exhaust PM10	PM10 Total	Fugitive PM2.5	Exhaust PM2.5	PM2.5 Total	Bio- CO2	NBio-CO2	Total CO2	CH4	N20	CO2e
Percent Reduction	**0.00**	**0.00**	**0.00**	**0.00**	**0.00**	**0.00**	**0.00**	**0.00**	**0.00**	**0.00**	**0.00**	**0.00**	**0.00**	**0.00**	**0.00**	**0.00**

3.0 Construction Detail

Construction Phase

Phase Number	Phase Name	Phase Type	Start Date	End Date	Num Days Week	Num Days	Phase Description
1	SPS Site Preparation	Site Preparation	1/1/2020	1/31/2020	6	27	
2	BTR Site Preparation	Site Preparation	4/1/2020	4/13/2020	6	11	
3	BTR Access Road Grading	Grading	4/16/2020	5/14/2020	6	25	
4	Dewatering Activities	Trenching	4/16/2020	6/15/2020	6	52	
5	Paving Haul Roads	Paving	4/16/2020	5/14/2020	6	25	
6	Culvert Crossing Repair	Paving	4/16/2020	5/14/2020	6	25	
7	BTR Grading and Hauling	Grading	5/15/2020	10/14/2020	6	131	
8	SPS Grading	Grading	5/15/2020	10/14/2020	6	131	
9	SPS Construction	Building Construction	7/15/2020	10/14/2020	6	79	
10	Seasonal Stockpile/Crushing	Trenching	8/15/2020	10/14/2020	6	52	
11	SPS Paving	Paving	8/15/2020	10/14/2020	6	52	
12	Slope Protection Activity	Grading	9/15/2020	10/14/2020	6	26	

13	Hydroblasting for Cement Slurry	Trenching	9/15/2020	10/14/2020	6	26	
14	Sluicegate Repair	Trenching	9/15/2020	10/14/2020	6	26	

Acres of Grading (Site Preparation Phase): 0

Acres of Grading (Grading Phase): 0

Acres of Paving: 6.5

Residential Indoor: 0; Residential Outdoor: 0; Non-Residential Indoor: 0; Non-Residential Outdoor: 0; Striped Parking Area: 0

OffRoad Equipment

Phase Name	Offroad Equipment Type	Amount	Usage Hours	Horse Power	Load Factor
SPS Site Preparation	Concrete/Industrial Saws	0	8.00	81	0.73
SPS Site Preparation	Excavators	1	8.00	158	0.38
SPS Site Preparation	Rubber Tired Dozers	1	8.00	247	0.40
SPS Site Preparation	Tractors/Loaders/Backhoes	4	8.00	97	0.37
BTR Site Preparation	Rubber Tired Dozers	0	8.00	247	0.40
BTR Site Preparation	Tractors/Loaders/Backhoes	1	8.00	97	0.37
BTR Access Road Grading	Air Compressors	0	6.00	78	0.48
BTR Access Road Grading	Excavators	4	8.00	158	0.38
BTR Access Road Grading	Graders	0	8.00	187	0.41
BTR Access Road Grading	Rubber Tired Dozers	4	8.00	247	0.40
BTR Access Road Grading	Scrapers	0	8.00	367	0.48
BTR Access Road Grading	Tractors/Loaders/Backhoes	4	8.00	97	0.37
Dewatering Activities	Cranes	0	7.00	231	0.29
Dewatering Activities	Forklifts	0	8.00	89	0.20
Dewatering Activities	Generator Sets	0	8.00	84	0.74
Dewatering Activities	Pumps	4	24.00	84	0.74
Dewatering Activities	Tractors/Loaders/Backhoes	0	7.00	97	0.37
Dewatering Activities	Welders	0	8.00	46	0.45
Paving Haul Roads	Excavators	0	8.00	158	0.38
Paving Haul Roads	Graders	0	8.00	187	0.41

Paving Haul Roads	Pavers	1	8.00	130	0.42
Paving Haul Roads	Paving Equipment	1	8.00	132	0.36
Paving Haul Roads	Rollers	1	8.00	80	0.38
Paving Haul Roads	Rubber Tired Dozers	0	8.00	247	0.40
Paving Haul Roads	Scrapers	0	8.00	367	0.48
Paving Haul Roads	Tractors/Loaders/Backhoes	0	8.00	97	0.37
Culvert Crossing Repair	Cement and Mortar Mixers	1	8.00	9	0.56
Culvert Crossing Repair	Pavers	0	8.00	130	0.42
Culvert Crossing Repair	Paving Equipment	0	8.00	132	0.36
Culvert Crossing Repair	Rollers	0	8.00	80	0.38
BTR Grading and Hauling	Excavators	4	8.00	158	0.38
BTR Grading and Hauling	Graders	0	8.00	187	0.41
BTR Grading and Hauling	Rubber Tired Dozers	4	8.00	247	0.40
BTR Grading and Hauling	Scrapers	0	8.00	367	0.48
BTR Grading and Hauling	Tractors/Loaders/Backhoes	4	8.00	97	0.37
SPS Grading	Excavators	0	8.00	158	0.38
SPS Grading	Graders	0	8.00	187	0.41
SPS Grading	Rubber Tired Dozers	4	8.00	247	0.40
SPS Grading	Scrapers	0	8.00	367	0.48
SPS Grading	Tractors/Loaders/Backhoes	4	8.00	97	0.37
SPS Construction	Cranes	0	7.00	231	0.29
SPS Construction	Forklifts	0	8.00	89	0.20
SPS Construction	Generator Sets	0	8.00	84	0.74
SPS Construction	Rubber Tired Dozers	4	8.00	247	0.40
SPS Construction	Tractors/Loaders/Backhoes	4	7.00	97	0.37
SPS Construction	Welders	0	8.00	46	0.45
Seasonal Stockpile/Crushing	Crushing/Proc. Equipment	1	8.00	85	0.78
Seasonal Stockpile/Crushing	Generator Sets	1	8.00	84	0.74
Seasonal Stockpile/Crushing	Tractors/Loaders/Backhoes	2	8.00	97	0.37
SPS Paving	Pavers	1	8.00	130	0.42

SPS Paving	Paving Equipment	1	8.00	132	0.36
SPS Paving	Rollers	1	8.00	80	0.38
Slope Protection Activity	Excavators	0	8.00	158	0.38
Slope Protection Activity	Graders	0	8.00	187	0.41
Slope Protection Activity	Rubber Tired Dozers	0	8.00	247	0.40
Slope Protection Activity	Scrapers	0	8.00	367	0.48
Slope Protection Activity	Tractors/Loaders/Backhoes	1	8.00	97	0.37
Hydroblasting for Cement Slurry	Generator Sets	1	8.00	84	0.74

Trips and VMT

Phase Name	Offroad Equipment Count	Worker Trip Number	Vendor Trip Number	Hauling Trip Number	Worker Trip Length	Vendor Trip Length	Hauling Trip Length	Worker Vehicle Class	Vendor Vehicle Class	Hauling Vehicle Class
SPS Site Preparation	6	30.00	10.00	0.00	19.80	10.00	20.00	LD_Mix	HDT_Mix	HHDT
BTR Site Preparation	1	20.00	10.00	0.00	19.80	10.00	20.00	LD_Mix	HDT_Mix	HHDT
BTR Access Road Grading	12	40.00	10.00	0.00	19.80	10.00	20.00	LD_Mix	HDT_Mix	HHDT
Dewatering Activities	4	30.00	0.00	0.00	19.80	7.90	20.00	LD_Mix	HDT_Mix	HHDT
Paving Haul Roads	3	6.00	0.00	0.00	19.80	7.90	20.00	LD_Mix	HDT_Mix	HHDT
Culvert Crossing Repair	1	16.00	0.00	0.00	19.80	7.90	20.00	LD_Mix	HDT_Mix	HHDT
BTR Grading and Hauling	12	96.00	10.00	0.00	19.80	10.00	20.00	LD_Mix	HDT_Mix	HHDT
SPS Grading	8	50.00	0.00	0.00	19.80	7.90	20.00	LD_Mix	HDT_Mix	HHDT
SPS Construction	8	0.00	10.00	0.00	19.80	7.90	20.00	LD_Mix	HDT_Mix	HHDT
Seasonal Stockpile/Crushing	4	16.00	0.00	0.00	19.80	7.90	20.00	LD_Mix	HDT_Mix	HHDT
SPS Paving	3	10.00	0.00	0.00	19.80	7.90	20.00	LD_Mix	HDT_Mix	HHDT
Slope Protection Activity	1	0.00	0.00	0.00	19.80	7.90	20.00	LD_Mix	HDT_Mix	HHDT
Hydroblasting for Cement Slurry	1	6.00	0.00	0.00	19.80	7.90	20.00	LD_Mix	HDT_Mix	HHDT
Sluicegate Repair			0.00	0.00	19.80	7.90				

3.1 Mitigation Measures Construction

Use Alternative Fuel for Construction Equipment

Use Cleaner Engines for Construction Equipment

Water Exposed Area

3.2 SPS Site Preparation - 2020

Unmitigated Construction On-Site

	ROG	NOx	CO	SO2	Fugitive PM10	Exhaust PM10	PM10 Total	Fugitive PM2.5	Exhaust PM2.5	PM2.5 Total	Bio- CO2	NBio-CO2	Total CO2	CH4	N2O	CO2e
Category	tons/yr										MT/yr					
Fugitive Dust					0.0813	0.0000	0.0813	0.0447	0.0000	0.0447	0.0000	0.0000	0.0000	0.0000	0.0000	0.0000
Off-Road	0.0292	0.2992	0.2230	3.5000e-004		0.0163	0.0163		0.0150	0.0150	0.0000	30.9915	30.9915	0.0100	0.0000	31.2420
Total	**0.0292**	**0.2992**	**0.2230**	**3.5000e-004**	**0.0813**	**0.0163**	**0.0976**	**0.0447**	**0.0150**	**0.0597**	**0.0000**	**30.9915**	**30.9915**	**0.0100**	**0.0000**	**31.2420**

Unmitigated Construction Off-Site

	ROG	NOx	CO	SO2	Fugitive PM10	Exhaust PM10	PM10 Total	Fugitive PM2.5	Exhaust PM2.5	PM2.5 Total	Bio- CO2	NBio-CO2	Total CO2	CH4	N2O	CO2e
Category	tons/yr										MT/yr					
Hauling	0.0000	0.0000	0.0000	0.0000	0.0000	0.0000	0.0000	0.0000	0.0000	0.0000	0.0000	0.0000	0.0000	0.0000	0.0000	0.0000
Vendor	6.2000e-004	0.0176	4.7800e-003	5.0000e-005	1.2300e-003	1.0000e-004	1.3300e-003	3.6000e-004	9.0000e-005	4.5000e-004	0.0000	4.5413	4.5413	2.6000e-004	0.0000	4.5477
Worker	2.3800e-003	1.9900e-003	0.0218	6.0000e-005	5.9800e-003	5.0000e-005	6.0300e-003	1.5900e-003	5.0000e-005	1.6300e-003	0.0000	5.5424	5.5424	1.7000e-004	0.0000	5.5467
Total	**3.0000e-003**	**0.0196**	**0.0266**	**1.1000e-004**	**7.2100e-003**	**1.5000e-004**	**7.3600e-003**	**1.9500e-003**	**1.4000e-004**	**2.0800e-003**	**0.0000**	**10.0837**	**10.0837**	**4.3000e-004**	**0.0000**	**10.0944**

Mitigated Construction On-Site

	ROG	NOx	CO	SO2	Fugitive PM10	Exhaust PM10	PM10 Total	Fugitive PM2.5	Exhaust PM2.5	PM2.5 Total	Bio- CO2	NBio-CO2	Total CO2	CH4	N2O	CO2e
Category	tons/yr										MT/yr					
Fugitive Dust					0.0317	0.0000	0.0317	0.0174	0.0000	0.0174	0.0000	0.0000	0.0000	0.0000	0.0000	0.0000
Off-Road	4.3200e-003	0.0187	0.2311	3.5000e-004		5.8000e-004	5.8000e-004		5.8000e-004	5.8000e-004	0.0000	30.9914	30.9914	0.0100	0.0000	31.2420
Total	**4.3200e-003**	**0.0187**	**0.2311**	**3.5000e-004**	**0.0317**	**5.8000e-004**	**0.0323**	**0.0174**	**5.8000e-004**	**0.0180**	**0.0000**	**30.9914**	**30.9914**	**0.0100**	**0.0000**	**31.2420**

Mitigated Construction Off-Site

	ROG	NOx	CO	SO2	Fugitive PM10	Exhaust PM10	PM10 Total	Fugitive PM2.5	Exhaust PM2.5	PM2.5 Total	Bio- CO2	NBio-CO2	Total CO2	CH4	N2O	CO2e
Category	tons/yr										MT/yr					
Hauling	0.0000	0.0000	0.0000	0.0000	0.0000	0.0000	0.0000	0.0000	0.0000	0.0000	0.0000	0.0000	0.0000	0.0000	0.0000	0.0000
Vendor	6.2000e-004	0.0176	4.7800e-003	5.0000e-005	1.2300e-003	1.0000e-004	1.3300e-003	3.6000e-004	9.0000e-005	4.5000e-004	0.0000	4.5413	4.5413	2.6000e-004	0.0000	4.5477
Worker	2.3800e-003	1.9900e-003	0.0218	6.0000e-005	5.9800e-003	5.0000e-005	6.0300e-003	1.5900e-003	5.0000e-005	1.6300e-003	0.0000	5.5424	5.5424	1.7000e-004	0.0000	5.5467
Total	**3.0000e-003**	**0.0196**	**0.0266**	**1.1000e-004**	**7.2100e-003**	**1.5000e-004**	**7.3600e-003**	**1.9500e-003**	**1.4000e-004**	**2.0800e-003**	**0.0000**	**10.0837**	**10.0837**	**4.3000e-004**	**0.0000**	**10.0944**

3.3 BTR Site Preparation - 2020

Unmitigated Construction On-Site

	ROG	NOx	CO	SO2	Fugitive PM10	Exhaust PM10	PM10 Total	Fugitive PM2.5	Exhaust PM2.5	PM2.5 Total	Bio- CO2	NBio-CO2	Total CO2	CH4	N2O	CO2e
Category	tons/yr										MT/yr					

Fugitive Dust					0.0000	0.0000	0.0000	0.0000	0.0000	0.0000	0.0000	0.0000	0.0000	0.0000	0.0000	0.0000
Off-Road	1.1500e-003	0.0116	0.0125	2.0000e-005		7.3000e-004	7.3000e-004		6.7000e-004	6.7000e-004	0.0000	1.5007	1.5007	4.9000e-004	0.0000	1.5128
Total	**1.1500e-003**	**0.0116**	**0.0125**	**2.0000e-005**	**0.0000**	**7.3000e-004**	**7.3000e-004**	**0.0000**	**6.7000e-004**	**6.7000e-004**	**0.0000**	**1.5007**	**1.5007**	**4.9000e-004**	**0.0000**	**1.5128**

Unmitigated Construction Off-Site

	ROG	NOx	CO	SO2	Fugitive PM10	Exhaust PM10	PM10 Total	Fugitive PM2.5	Exhaust PM2.5	PM2.5 Total	Bio- CO2	NBio-CO2	Total CO2	CH4	N2O	CO2e
Category	tons/yr										MT/yr					
Hauling	0.0000	0.0000	0.0000	0.0000	0.0000	0.0000	0.0000	0.0000	0.0000	0.0000	0.0000	0.0000	0.0000	0.0000	0.0000	0.0000
Vendor	2.5000e-004	7.1700e-003	1.9500e-003	2.0000e-005	5.0000e-004	4.0000e-005	5.4000e-004	1.4000e-004	4.0000e-005	1.8000e-004	0.0000	1.8501	1.8501	1.0000e-004	0.0000	1.8528
Worker	6.5000e-004	5.4000e-004	5.9200e-003	2.0000e-005	1.6200e-003	1.0000e-005	1.6400e-003	4.3000e-004	1.0000e-005	4.4000e-004	0.0000	1.5054	1.5054	5.0000e-005	0.0000	1.5065
Total	**9.0000e-004**	**7.7100e-003**	**7.8700e-003**	**4.0000e-005**	**2.1200e-003**	**5.0000e-005**	**2.1800e-003**	**5.7000e-004**	**5.0000e-005**	**6.2000e-004**	**0.0000**	**3.3555**	**3.3555**	**1.5000e-004**	**0.0000**	**3.3593**

Mitigated Construction On-Site

	ROG	NOx	CO	SO2	Fugitive PM10	Exhaust PM10	PM10 Total	Fugitive PM2.5	Exhaust PM2.5	PM2.5 Total	Bio- CO2	NBio-CO2	Total CO2	CH4	N2O	CO2e
Category	tons/yr										MT/yr					
Fugitive Dust					0.0000	0.0000	0.0000	0.0000	0.0000	0.0000	0.0000	0.0000	0.0000	0.0000	0.0000	0.0000
Off-Road	2.1000e-004	9.1000e-004	0.0129	2.0000e-005		3.0000e-005	3.0000e-005		3.0000e-005	3.0000e-005	0.0000	1.5007	1.5007	4.9000e-004	0.0000	1.5128
Total	**2.1000e-004**	**9.1000e-004**	**0.0129**	**2.0000e-005**	**0.0000**	**3.0000e-005**	**3.0000e-005**	**0.0000**	**3.0000e-005**	**3.0000e-005**	**0.0000**	**1.5007**	**1.5007**	**4.9000e-004**	**0.0000**	**1.5128**

Mitigated Construction Off-Site

	ROG	NOx	CO	SO2	Fugitive PM10	Exhaust PM10	PM10 Total	Fugitive PM2.5	Exhaust PM2.5	PM2.5 Total	Bio- CO2	NBio-CO2	Total CO2	CH4	N2O	CO2e
Category	tons/yr										MT/yr					
Hauling	0.0000	0.0000	0.0000	0.0000	0.0000	0.0000	0.0000	0.0000	0.0000	0.0000	0.0000	0.0000	0.0000	0.0000	0.0000	0.0000
Vendor	2.5000e-004	7.1700e-003	1.9500e-003	2.0000e-005	5.0000e-004	4.0000e-005	5.4000e-004	1.4000e-004	4.0000e-005	1.8000e-004	0.0000	1.8501	1.8501	1.0000e-004	0.0000	1.8528
Worker	6.5000e-004	5.4000e-004	5.9200e-003	2.0000e-005	1.6200e-003	1.0000e-005	1.6400e-003	4.3000e-004	1.0000e-005	4.4000e-004	0.0000	1.5054	1.5054	5.0000e-005	0.0000	1.5065
Total	**9.0000e-004**	**7.7100e-003**	**7.8700e-003**	**4.0000e-005**	**2.1200e-003**	**5.0000e-005**	**2.1800e-003**	**5.7000e-004**	**5.0000e-005**	**6.2000e-004**	**0.0000**	**3.3555**	**3.3555**	**1.5000e-004**	**0.0000**	**3.3593**

3.4 BTR Access Road Grading - 2020

Unmitigated Construction On-Site

	ROG	NOx	CO	SO2	Fugitive PM10	Exhaust PM10	PM10 Total	Fugitive PM2.5	Exhaust PM2.5	PM2.5 Total	Bio- CO2	NBio-CO2	Total CO2	CH4	N2O	CO2e
Category	tons/yr										MT/yr					
Fugitive Dust					0.3011	0.0000	0.3011	0.1655	0.0000	0.1655	0.0000	0.0000	0.0000	0.0000	0.0000	0.0000
Off-Road	0.0767	0.7925	0.4840	8.4000e-004		0.0403	0.0403		0.0370	0.0370	0.0000	73.8552	73.8552	0.0239	0.0000	74.4524
Total	**0.0767**	**0.7925**	**0.4840**	**8.4000e-004**	**0.3011**	**0.0403**	**0.3414**	**0.1655**	**0.0370**	**0.2025**	**0.0000**	**73.8552**	**73.8552**	**0.0239**	**0.0000**	**74.4524**

Unmitigated Construction Off-Site

	ROG	NOx	CO	SO2	Fugitive PM10	Exhaust PM10	PM10 Total	Fugitive PM2.5	Exhaust PM2.5	PM2.5 Total	Bio- CO2	NBio-CO2	Total CO2	CH4	N2O	CO2e
Category	tons/yr										MT/yr					
Hauling	0.0000	0.0000	0.0000	0.0000	0.0000	0.0000	0.0000	0.0000	0.0000	0.0000	0.0000	0.0000	0.0000	0.0000	0.0000	0.0000
Vendor	5.7000e-004	0.0163	4.4200e-003	4.0000e-005	1.1400e-003	9.0000e-005	1.2300e-003	3.3000e-004	9.0000e-005	4.1000e-004	0.0000	4.2049	4.2049	2.4000e-004	0.0000	4.2108
Worker	2.9400e-003	2.4500e-003	0.0269	8.0000e-005	7.3800e-003	6.0000e-005	7.4400e-003	1.9600e-003	6.0000e-005	2.0200e-003	0.0000	6.8425	6.8425	2.1000e-004	0.0000	6.8478
Total	**3.5100e-003**	**0.0188**	**0.0313**	**1.2000e-004**	**8.5200e-003**	**1.5000e-004**	**8.6700e-003**	**2.2900e-003**	**1.5000e-004**	**2.4300e-003**	**0.0000**	**11.0474**	**11.0474**	**4.5000e-004**	**0.0000**	**11.0586**

Mitigated Construction On-Site

	ROG	NOx	CO	SO2	Fugitive PM10	Exhaust PM10	PM10 Total	Fugitive PM2.5	Exhaust PM2.5	PM2.5 Total	Bio- CO2	NBio-CO2	Total CO2	CH4	N2O	CO2e
Category	tons/yr										MT/yr					
Fugitive Dust					0.1174	0.0000	0.1174	0.0646	0.0000	0.0646	0.0000	0.0000	0.0000	0.0000	0.0000	0.0000
Off-Road	0.0103	0.0447	0.5047	8.4000e-004		1.3700e-003	1.3700e-003		1.3700e-003	1.3700e-003	0.0000	73.8552	73.8552	0.0239	0.0000	74.4523
Total	**0.0103**	**0.0447**	**0.5047**	**8.4000e-004**	**0.1174**	**1.3700e-003**	**0.1188**	**0.0646**	**1.3700e-003**	**0.0659**	**0.0000**	**73.8552**	**73.8552**	**0.0239**	**0.0000**	**74.4523**

Mitigated Construction Off-Site

	ROG	NOx	CO	SO2	Fugitive PM10	Exhaust PM10	PM10 Total	Fugitive PM2.5	Exhaust PM2.5	PM2.5 Total	Bio- CO2	NBio-CO2	Total CO2	CH4	N2O	CO2e
Category	tons/yr										MT/yr					
Hauling	0.0000	0.0000	0.0000	0.0000	0.0000	0.0000	0.0000	0.0000	0.0000	0.0000	0.0000	0.0000	0.0000	0.0000	0.0000	0.0000

Vendor	5.7000e-004	0.0163	4.4200e-003	4.0000e-005	1.1400e-003	9.0000e-005	1.2300e-003	3.3000e-004	9.0000e-005	4.1000e-004	0.0000	4.2049	4.2049	2.4000e-004	0.0000	4.2108
Worker	2.9400e-003	2.4500e-003	0.0269	8.0000e-005	7.3800e-003	6.0000e-005	7.4400e-003	1.9600e-003	6.0000e-005	2.0200e-003	0.0000	6.8425	6.8425	2.1000e-004	0.0000	6.8478
Total	**3.5100e-003**	**0.0188**	**0.0313**	**1.2000e-004**	**8.5200e-003**	**1.5000e-004**	**8.6700e-003**	**2.2900e-003**	**1.5000e-004**	**2.4300e-003**	**0.0000**	**11.0474**	**11.0474**	**4.5000e-004**	**0.0000**	**11.0586**

3.5 Dewatering Activities - 2020

Unmitigated Construction On-Site

	ROG	NOx	CO	SO2	Fugitive PM10	Exhaust PM10	PM10 Total	Fugitive PM2.5	Exhaust PM2.5	PM2.5 Total	Bio- CO2	NBio-CO2	Total CO2	CH4	N2O	CO2e
Category	tons/yr										MT/yr					
Off-Road	0.1320	1.1011	1.1739	2.0500e-003		0.0647	0.0647		0.0647	0.0647	0.0000	176.3447	176.3447	0.0106	0.0000	176.6085
Total	**0.1320**	**1.1011**	**1.1739**	**2.0500e-003**		**0.0647**	**0.0647**		**0.0647**	**0.0647**	**0.0000**	**176.3447**	**176.3447**	**0.0106**	**0.0000**	**176.6085**

Unmitigated Construction Off-Site

	ROG	NOx	CO	SO2	Fugitive PM10	Exhaust PM10	PM10 Total	Fugitive PM2.5	Exhaust PM2.5	PM2.5 Total	Bio- CO2	NBio-CO2	Total CO2	CH4	N2O	CO2e
Category	tons/yr										MT/yr					
Hauling	0.0000	0.0000	0.0000	0.0000	0.0000	0.0000	0.0000	0.0000	0.0000	0.0000	0.0000	0.0000	0.0000	0.0000	0.0000	0.0000
Vendor	0.0000	0.0000	0.0000	0.0000	0.0000	0.0000	0.0000	0.0000	0.0000	0.0000	0.0000	0.0000	0.0000	0.0000	0.0000	0.0000
Worker	4.5800e-003	3.8300e-003	0.0420	1.2000e-004	0.0115	1.0000e-004	0.0116	3.0600e-003	9.0000e-005	3.1500e-003	0.0000	10.6743	10.6743	3.3000e-004	0.0000	10.6826
Total	**4.5800e-003**	**3.8300e-003**	**0.0420**	**1.2000e-004**	**0.0115**	**1.0000e-004**	**0.0116**	**3.0600e-003**	**9.0000e-005**	**3.1500e-003**	**0.0000**	**10.6743**	**10.6743**	**3.3000e-004**	**0.0000**	**10.6826**

Mitigated Construction On-Site

	ROG	NOx	CO	SO2	Fugitive PM10	Exhaust PM10	PM10 Total	Fugitive PM2.5	Exhaust PM2.5	PM2.5 Total	Bio- CO2	NBio-CO2	Total CO2	CH4	N2O	CO2e
Category	tons/yr										MT/yr					
Off-Road	0.0000	0.0000	0.0000	2.0500e-003		0.0000	0.0000		0.0000	0.0000	0.0000	0.0000	0.0000	0.0000	0.0000	0.0000
Total	**0.0000**	**0.0000**	**0.0000**	**2.0500e-003**		**0.0000**	**0.0000**		**0.0000**	**0.0000**	**0.0000**	**0.0000**	**0.0000**	**0.0000**	**0.0000**	**0.0000**

Mitigated Construction Off-Site

	ROG	NOx	CO	SO2	Fugitive PM10	Exhaust PM10	PM10 Total	Fugitive PM2.5	Exhaust PM2.5	PM2.5 Total	Bio- CO2	NBio-CO2	Total CO2	CH4	N2O	CO2e
Category	tons/yr										MT/yr					
Hauling	0.0000	0.0000	0.0000	0.0000	0.0000	0.0000	0.0000	0.0000	0.0000	0.0000	0.0000	0.0000	0.0000	0.0000	0.0000	0.0000
Vendor	0.0000	0.0000	0.0000	0.0000	0.0000	0.0000	0.0000	0.0000	0.0000	0.0000	0.0000	0.0000	0.0000	0.0000	0.0000	0.0000
Worker	4.5800e-003	3.8300e-003	0.0420	1.2000e-004	0.0115	1.0000e-004	0.0116	3.0600e-003	9.0000e-005	3.1500e-003	0.0000	10.6743	10.6743	3.3000e-004	0.0000	10.6826
Total	**4.5800e-003**	**3.8300e-003**	**0.0420**	**1.2000e-004**	**0.0115**	**1.0000e-004**	**0.0116**	**3.0600e-003**	**9.0000e-005**	**3.1500e-003**	**0.0000**	**10.6743**	**10.6743**	**3.3000e-004**	**0.0000**	**10.6826**

3.6 Paving Haul Roads - 2020

Unmitigated Construction On-Site

	ROG	NOx	CO	SO2	Fugitive PM10	Exhaust PM10	PM10 Total	Fugitive PM2.5	Exhaust PM2.5	PM2.5 Total	Bio- CO2	NBio-CO2	Total CO2	CH4	N2O	CO2e
Category	tons/yr										MT/yr					
Off-Road	8.4800e-003	0.0879	0.0916	1.4000e-004		4.7000e-003	4.7000e-003		4.3300e-003	4.3300e-003	0.0000	12.5176	12.5176	4.0500e-003	0.0000	12.6189
Paving	8.5200e-003					0.0000	0.0000		0.0000	0.0000	0.0000	0.0000	0.0000	0.0000	0.0000	0.0000
Total	**0.0170**	**0.0879**	**0.0916**	**1.4000e-004**		**4.7000e-003**	**4.7000e-003**		**4.3300e-003**	**4.3300e-003**	**0.0000**	**12.5176**	**12.5176**	**4.0500e-003**	**0.0000**	**12.6189**

Unmitigated Construction Off-Site

	ROG	NOx	CO	SO2	Fugitive PM10	Exhaust PM10	PM10 Total	Fugitive PM2.5	Exhaust PM2.5	PM2.5 Total	Bio- CO2	NBio-CO2	Total CO2	CH4	N2O	CO2e
Category	tons/yr										MT/yr					
Hauling	0.0000	0.0000	0.0000	0.0000	0.0000	0.0000	0.0000	0.0000	0.0000	0.0000	0.0000	0.0000	0.0000	0.0000	0.0000	0.0000
Vendor	0.0000	0.0000	0.0000	0.0000	0.0000	0.0000	0.0000	0.0000	0.0000	0.0000	0.0000	0.0000	0.0000	0.0000	0.0000	0.0000
Worker	4.4000e-004	3.7000e-004	4.0400e-003	1.0000e-005	1.1100e-003	1.0000e-005	1.1200e-003	2.9000e-004	1.0000e-005	3.0000e-004	0.0000	1.0264	1.0264	3.0000e-005	0.0000	1.0272
Total	**4.4000e-004**	**3.7000e-004**	**4.0400e-003**	**1.0000e-005**	**1.1100e-003**	**1.0000e-005**	**1.1200e-003**	**2.9000e-004**	**1.0000e-005**	**3.0000e-004**	**0.0000**	**1.0264**	**1.0264**	**3.0000e-005**	**0.0000**	**1.0272**

Mitigated Construction On-Site

	ROG	NOx	CO	SO2	Fugitive PM10	Exhaust PM10	PM10 Total	Fugitive PM2.5	Exhaust PM2.5	PM2.5 Total	Bio- CO2	NBio-CO2	Total CO2	CH4	N2O	CO2e
Category	tons/yr										MT/yr					
Off-Road	1.7500e-003	7.6000e-003	0.1081	1.4000e-004		2.3000e-004	2.3000e-004		2.3000e-004	2.3000e-004	0.0000	12.5176	12.5176	4.0500e-003	0.0000	12.6188

Paving	8.5200e-003					0.0000	0.0000		0.0000	0.0000	0.0000	0.0000	0.0000	0.0000	0.0000	0.0000
Total	**0.0103**	**7.6000e-003**	**0.1081**	**1.4000e-004**		**2.3000e-004**	**2.3000e-004**		**2.3000e-004**	**2.3000e-004**	**0.0000**	**12.5176**	**12.5176**	**4.0500e-003**	**0.0000**	**12.6188**

Mitigated Construction Off-Site

	ROG	NOx	CO	SO2	Fugitive PM10	Exhaust PM10	PM10 Total	Fugitive PM2.5	Exhaust PM2.5	PM2.5 Total	Bio- CO2	NBio-CO2	Total CO2	CH4	N2O	CO2e
Category	tons/yr										MT/yr					
Hauling	0.0000	0.0000	0.0000	0.0000	0.0000	0.0000	0.0000	0.0000	0.0000	0.0000	0.0000	0.0000	0.0000	0.0000	0.0000	0.0000
Vendor	0.0000	0.0000	0.0000	0.0000	0.0000	0.0000	0.0000	0.0000	0.0000	0.0000	0.0000	0.0000	0.0000	0.0000	0.0000	0.0000
Worker	4.4000e-004	3.7000e-004	4.0400e-003	1.0000e-005	1.1100e-003	1.0000e-005	1.1200e-003	2.9000e-004	1.0000e-005	3.0000e-004	0.0000	1.0264	1.0264	3.0000e-005	0.0000	1.0272
Total	**4.4000e-004**	**3.7000e-004**	**4.0400e-003**	**1.0000e-005**	**1.1100e-003**	**1.0000e-005**	**1.1200e-003**	**2.9000e-004**	**1.0000e-005**	**3.0000e-004**	**0.0000**	**1.0264**	**1.0264**	**3.0000e-005**	**0.0000**	**1.0272**

3.7 Culvert Crossing Repair - 2020

Unmitigated Construction On-Site

	ROG	NOx	CO	SO2	Fugitive PM10	Exhaust PM10	PM10 Total	Fugitive PM2.5	Exhaust PM2.5	PM2.5 Total	Bio- CO2	NBio-CO2	Total CO2	CH4	N2O	CO2e
Category	tons/yr										MT/yr					
Off-Road	7.3000e-004	4.6000e-003	3.8600e-003	1.0000e-005		1.8000e-004	1.8000e-004		1.8000e-004	1.8000e-004	0.0000	0.5729	0.5729	6.0000e-005	0.0000	0.5743
Paving	8.5200e-003					0.0000	0.0000		0.0000	0.0000	0.0000	0.0000	0.0000	0.0000	0.0000	0.0000
Total	**9.2500e-003**	**4.6000e-003**	**3.8600e-003**	**1.0000e-005**		**1.8000e-004**	**1.8000e-004**		**1.8000e-004**	**1.8000e-004**	**0.0000**	**0.5729**	**0.5729**	**6.0000e-005**	**0.0000**	**0.5743**

Unmitigated Construction Off-Site

	ROG	NOx	CO	SO2	Fugitive PM10	Exhaust PM10	PM10 Total	Fugitive PM2.5	Exhaust PM2.5	PM2.5 Total	Bio- CO2	NBio-CO2	Total CO2	CH4	N2O	CO2e
Category	tons/yr										MT/yr					
Hauling	0.0000	0.0000	0.0000	0.0000	0.0000	0.0000	0.0000	0.0000	0.0000	0.0000	0.0000	0.0000	0.0000	0.0000	0.0000	0.0000
Vendor	0.0000	0.0000	0.0000	0.0000	0.0000	0.0000	0.0000	0.0000	0.0000	0.0000	0.0000	0.0000	0.0000	0.0000	0.0000	0.0000
Worker	1.1700e-003	9.8000e-004	0.0108	3.0000e-005	2.9500e-003	2.0000e-005	2.9800e-003	7.8000e-004	2.0000e-005	8.1000e-004	0.0000	2.7370	2.7370	9.0000e-005	0.0000	2.7391
Total	**1.1700e-003**	**9.8000e-004**	**0.0108**	**3.0000e-005**	**2.9500e-003**	**2.0000e-005**	**2.9800e-003**	**7.8000e-004**	**2.0000e-005**	**8.1000e-004**	**0.0000**	**2.7370**	**2.7370**	**9.0000e-005**	**0.0000**	**2.7391**

Mitigated Construction On-Site

	ROG	NOx	CO	SO2	Fugitive PM10	Exhaust PM10	PM10 Total	Fugitive PM2.5	Exhaust PM2.5	PM2.5 Total	Bio- CO2	NBio-CO2	Total CO2	CH4	N2O	CO2e
Category	tons/yr										MT/yr					
Off-Road	0.0000	0.0000	0.0000	1.0000e-005		0.0000	0.0000		0.0000	0.0000	0.0000	0.5728	0.5728	6.0000e-005	0.0000	0.5743
Paving	8.5200e-003					0.0000	0.0000		0.0000	0.0000	0.0000	0.0000	0.0000	0.0000	0.0000	0.0000
Total	**8.5200e-003**	**0.0000**	**0.0000**	**1.0000e-005**		**0.0000**	**0.0000**		**0.0000**	**0.0000**	**0.0000**	**0.5728**	**0.5728**	**6.0000e-005**	**0.0000**	**0.5743**

Mitigated Construction Off-Site

	ROG	NOx	CO	SO2	Fugitive PM10	Exhaust PM10	PM10 Total	Fugitive PM2.5	Exhaust PM2.5	PM2.5 Total	Bio- CO2	NBio-CO2	Total CO2	CH4	N2O	CO2e

Category	tons/yr										MT/yr					
Hauling	0.0000	0.0000	0.0000	0.0000	0.0000	0.0000	0.0000	0.0000	0.0000	0.0000	0.0000	0.0000	0.0000	0.0000	0.0000	0.0000
Vendor	0.0000	0.0000	0.0000	0.0000	0.0000	0.0000	0.0000	0.0000	0.0000	0.0000	0.0000	0.0000	0.0000	0.0000	0.0000	0.0000
Worker	1.1700e-003	9.8000e-004	0.0108	3.0000e-005	2.9500e-003	2.0000e-005	2.9800e-003	7.8000e-004	2.0000e-005	8.1000e-004	0.0000	2.7370	2.7370	9.0000e-005	0.0000	2.7391
Total	**1.1700e-003**	**9.8000e-004**	**0.0108**	**3.0000e-005**	**2.9500e-003**	**2.0000e-005**	**2.9800e-003**	**7.8000e-004**	**2.0000e-005**	**8.1000e-004**	**0.0000**	**2.7370**	**2.7370**	**9.0000e-005**	**0.0000**	**2.7391**

3.8 BTR Grading and Hauling - 2020

Unmitigated Construction On-Site

	ROG	NOx	CO	SO2	Fugitive PM10	Exhaust PM10	PM10 Total	Fugitive PM2.5	Exhaust PM2.5	PM2.5 Total	Bio- CO2	NBio-CO2	Total CO2	CH4	N2O	CO2e
Category	tons/yr										MT/yr					
Fugitive Dust					1.5778	0.0000	1.5778	0.8673	0.0000	0.8673	0.0000	0.0000	0.0000	0.0000	0.0000	0.0000
Off-Road	0.4019	4.1527	2.5359	4.4000e-003		0.2109	0.2109		0.1940	0.1940	0.0000	387.0015	387.0015	0.1252	0.0000	390.1306
Total	**0.4019**	**4.1527**	**2.5359**	**4.4000e-003**	**1.5778**	**0.2109**	**1.7887**	**0.8673**	**0.1940**	**1.0613**	**0.0000**	**387.0015**	**387.0015**	**0.1252**	**0.0000**	**390.1306**

Unmitigated Construction Off-Site

	ROG	NOx	CO	SO2	Fugitive PM10	Exhaust PM10	PM10 Total	Fugitive PM2.5	Exhaust PM2.5	PM2.5 Total	Bio- CO2	NBio-CO2	Total CO2	CH4	N2O	CO2e
Category	tons/yr										MT/yr					
Hauling	0.0000	0.0000	0.0000	0.0000	0.0000	0.0000	0.0000	0.0000	0.0000	0.0000	0.0000	0.0000	0.0000	0.0000	0.0000	0.0000
Vendor	3.0000e-003	0.0854	0.0232	2.3000e-004	5.9700e-003	4.7000e-004	6.4400e-003	1.7200e-003	4.5000e-004	2.1700e-003	0.0000	22.0335	22.0335	1.2400e-003	0.0000	22.0646

Worker	0.0369	0.0308	0.3386	9.5000e-004	0.0928	7.8000e-004	0.0936	0.0246	7.2000e-004	0.0254	0.0000	86.0512	86.0512	2.6800e-003	0.0000	86.1181
Total	**0.0399**	**0.1163**	**0.3617**	**1.1800e-003**	**0.0988**	**1.2500e-003**	**0.1000**	**0.0264**	**1.1700e-003**	**0.0275**	**0.0000**	**108.0847**	**108.0847**	**3.9200e-003**	**0.0000**	**108.1828**

Mitigated Construction On-Site

	ROG	NOx	CO	SO2	Fugitive PM10	Exhaust PM10	PM10 Total	Fugitive PM2.5	Exhaust PM2.5	PM2.5 Total	Bio- CO2	NBio-CO2	Total CO2	CH4	N2O	CO2e
Category	tons/yr										MT/yr					
Fugitive Dust					0.6153	0.0000	0.6153	0.3382	0.0000	0.3382	0.0000	0.0000	0.0000	0.0000	0.0000	0.0000
Off-Road	0.0540	0.2340	2.6445	4.4000e-003		7.2000e-003	7.2000e-003		7.2000e-003	7.2000e-003	0.0000	387.0010	387.0010	0.1252	0.0000	390.1301
Total	**0.0540**	**0.2340**	**2.6445**	**4.4000e-003**	**0.6153**	**7.2000e-003**	**0.6225**	**0.3382**	**7.2000e-003**	**0.3454**	**0.0000**	**387.0010**	**387.0010**	**0.1252**	**0.0000**	**390.1301**

Mitigated Construction Off-Site

	ROG	NOx	CO	SO2	Fugitive PM10	Exhaust PM10	PM10 Total	Fugitive PM2.5	Exhaust PM2.5	PM2.5 Total	Bio- CO2	NBio-CO2	Total CO2	CH4	N2O	CO2e
Category	tons/yr										MT/yr					
Hauling	0.0000	0.0000	0.0000	0.0000	0.0000	0.0000	0.0000	0.0000	0.0000	0.0000	0.0000	0.0000	0.0000	0.0000	0.0000	0.0000
Vendor	3.0000e-003	0.0854	0.0232	2.3000e-004	5.9700e-003	4.7000e-004	6.4400e-003	1.7200e-003	4.5000e-004	2.1700e-003	0.0000	22.0335	22.0335	1.2400e-003	0.0000	22.0646
Worker	0.0369	0.0308	0.3386	9.5000e-004	0.0928	7.8000e-004	0.0936	0.0246	7.2000e-004	0.0254	0.0000	86.0512	86.0512	2.6800e-003	0.0000	86.1181
Total	**0.0399**	**0.1163**	**0.3617**	**1.1800e-003**	**0.0988**	**1.2500e-003**	**0.1000**	**0.0264**	**1.1700e-003**	**0.0275**	**0.0000**	**108.0847**	**108.0847**	**3.9200e-003**	**0.0000**	**108.1828**

3.9 SPS Grading - 2020

Unmitigated Construction On-Site

	ROG	NOx	CO	SO2	Fugitive PM10	Exhaust PM10	PM10 Total	Fugitive PM2.5	Exhaust PM2.5	PM2.5 Total	Bio- CO2	NBio-CO2	Total CO2	CH4	N2O	CO2e
Category	tons/yr										MT/yr					
Fugitive Dust					1.5778	0.0000	1.5778	0.8673	0.0000	0.8673	0.0000	0.0000	0.0000	0.0000	0.0000	0.0000
Off-Road	0.3377	3.5206	1.6798	3.0500e-003		0.1803	0.1803		0.1659	0.1659	0.0000	268.1321	268.1321	0.0867	0.0000	270.3001
Total	**0.3377**	**3.5206**	**1.6798**	**3.0500e-003**	**1.5778**	**0.1803**	**1.7581**	**0.8673**	**0.1659**	**1.0331**	**0.0000**	**268.1321**	**268.1321**	**0.0867**	**0.0000**	**270.3001**

Unmitigated Construction Off-Site

	ROG	NOx	CO	SO2	Fugitive PM10	Exhaust PM10	PM10 Total	Fugitive PM2.5	Exhaust PM2.5	PM2.5 Total	Bio- CO2	NBio-CO2	Total CO2	CH4	N2O	CO2e
Category	tons/yr										MT/yr					
Hauling	0.0000	0.0000	0.0000	0.0000	0.0000	0.0000	0.0000	0.0000	0.0000	0.0000	0.0000	0.0000	0.0000	0.0000	0.0000	0.0000
Vendor	0.0000	0.0000	0.0000	0.0000	0.0000	0.0000	0.0000	0.0000	0.0000	0.0000	0.0000	0.0000	0.0000	0.0000	0.0000	0.0000
Worker	0.0192	0.0161	0.1763	5.0000e-004	0.0483	4.0000e-004	0.0487	0.0128	3.7000e-004	0.0132	0.0000	44.8183	44.8183	1.3900e-003	0.0000	44.8532
Total	**0.0192**	**0.0161**	**0.1763**	**5.0000e-004**	**0.0483**	**4.0000e-004**	**0.0487**	**0.0128**	**3.7000e-004**	**0.0132**	**0.0000**	**44.8183**	**44.8183**	**1.3900e-003**	**0.0000**	**44.8532**

Mitigated Construction On-Site

	ROG	NOx	CO	SO2	Fugitive PM10	Exhaust PM10	PM10 Total	Fugitive PM2.5	Exhaust PM2.5	PM2.5 Total	Bio- CO2	NBio-CO2	Total CO2	CH4	N2O	CO2e

Category	tons/yr										MT/yr					
Fugitive Dust					0.6153	0.0000	0.6153	0.3382	0.0000	0.3382	0.0000	0.0000	0.0000	0.0000	0.0000	0.0000
Off-Road	0.0373	0.1618	1.6180	3.0500e-003		4.9800e-003	4.9800e-003		4.9800e-003	4.9800e-003	0.0000	268.1318	268.1318	0.0867	0.0000	270.2998
Total	**0.0373**	**0.1618**	**1.6180**	**3.0500e-003**	**0.6153**	**4.9800e-003**	**0.6203**	**0.3382**	**4.9800e-003**	**0.3432**	**0.0000**	**268.1318**	**268.1318**	**0.0867**	**0.0000**	**270.2998**

Mitigated Construction Off-Site

	ROG	NOx	CO	SO2	Fugitive PM10	Exhaust PM10	PM10 Total	Fugitive PM2.5	Exhaust PM2.5	PM2.5 Total	Bio- CO2	NBio-CO2	Total CO2	CH4	N2O	CO2e
Category	tons/yr										MT/yr					
Hauling	0.0000	0.0000	0.0000	0.0000	0.0000	0.0000	0.0000	0.0000	0.0000	0.0000	0.0000	0.0000	0.0000	0.0000	0.0000	0.0000
Vendor	0.0000	0.0000	0.0000	0.0000	0.0000	0.0000	0.0000	0.0000	0.0000	0.0000	0.0000	0.0000	0.0000	0.0000	0.0000	0.0000
Worker	0.0192	0.0161	0.1763	5.0000e-004	0.0483	4.0000e-004	0.0487	0.0128	3.7000e-004	0.0132	0.0000	44.8183	44.8183	1.3900e-003	0.0000	44.8532
Total	**0.0192**	**0.0161**	**0.1763**	**5.0000e-004**	**0.0483**	**4.0000e-004**	**0.0487**	**0.0128**	**3.7000e-004**	**0.0132**	**0.0000**	**44.8183**	**44.8183**	**1.3900e-003**	**0.0000**	**44.8532**

3.10 SPS Construction - 2020

Unmitigated Construction On-Site

	ROG	NOx	CO	SO2	Fugitive PM10	Exhaust PM10	PM10 Total	Fugitive PM2.5	Exhaust PM2.5	PM2.5 Total	Bio- CO2	NBio-CO2	Total CO2	CH4	N2O	CO2e
Category	tons/yr										MT/yr					
Off-Road	0.1995	2.0815	0.9680	1.7800e-003		0.1061	0.1061		0.0976	0.0976	0.0000	156.3092	156.3092	0.0506	0.0000	157.5730
Total	**0.1995**	**2.0815**	**0.9680**	**1.7800e-003**		**0.1061**	**0.1061**		**0.0976**	**0.0976**	**0.0000**	**156.3092**	**156.3092**	**0.0506**	**0.0000**	**157.5730**

Unmitigated Construction Off-Site

	ROG	NOx	CO	SO2	Fugitive PM10	Exhaust PM10	PM10 Total	Fugitive PM2.5	Exhaust PM2.5	PM2.5 Total	Bio- CO2	NBio-CO2	Total CO2	CH4	N2O	CO2e
Category	tons/yr										MT/yr					
Hauling	0.0000	0.0000	0.0000	0.0000	0.0000	0.0000	0.0000	0.0000	0.0000	0.0000	0.0000	0.0000	0.0000	0.0000	0.0000	0.0000
Vendor	1.5500e-003	0.0456	0.0124	1.1000e-004	2.8500e-003	2.3000e-004	3.0700e-003	8.2000e-004	2.2000e-004	1.0400e-003	0.0000	10.9337	10.9337	6.6000e-004	0.0000	10.9503
Worker	0.0000	0.0000	0.0000	0.0000	0.0000	0.0000	0.0000	0.0000	0.0000	0.0000	0.0000	0.0000	0.0000	0.0000	0.0000	0.0000
Total	**1.5500e-003**	**0.0456**	**0.0124**	**1.1000e-004**	**2.8500e-003**	**2.3000e-004**	**3.0700e-003**	**8.2000e-004**	**2.2000e-004**	**1.0400e-003**	**0.0000**	**10.9337**	**10.9337**	**6.6000e-004**	**0.0000**	**10.9503**

Mitigated Construction On-Site

	ROG	NOx	CO	SO2	Fugitive PM10	Exhaust PM10	PM10 Total	Fugitive PM2.5	Exhaust PM2.5	PM2.5 Total	Bio- CO2	NBio-CO2	Total CO2	CH4	N2O	CO2e
Category	tons/yr										MT/yr					
Off-Road	0.0218	0.0943	0.9295	1.7800e-003		2.9000e-003	2.9000e-003		2.9000e-003	2.9000e-003	0.0000	156.3090	156.3090	0.0506	0.0000	157.5728
Total	**0.0218**	**0.0943**	**0.9295**	**1.7800e-003**		**2.9000e-003**	**2.9000e-003**		**2.9000e-003**	**2.9000e-003**	**0.0000**	**156.3090**	**156.3090**	**0.0506**	**0.0000**	**157.5728**

Mitigated Construction Off-Site

	ROG	NOx	CO	SO2	Fugitive PM10	Exhaust PM10	PM10 Total	Fugitive PM2.5	Exhaust PM2.5	PM2.5 Total	Bio- CO2	NBio-CO2	Total CO2	CH4	N2O	CO2e
Category	tons/yr										MT/yr					
Hauling	0.0000	0.0000	0.0000	0.0000	0.0000	0.0000	0.0000	0.0000	0.0000	0.0000	0.0000	0.0000	0.0000	0.0000	0.0000	0.0000
Vendor	1.5500e-003	0.0456	0.0124	1.1000e-004	2.8500e-003	2.3000e-004	3.0700e-003	8.2000e-004	2.2000e-004	1.0400e-003	0.0000	10.9337	10.9337	6.6000e-004	0.0000	10.9503
Worker	0.0000	0.0000	0.0000	0.0000	0.0000	0.0000	0.0000	0.0000	0.0000	0.0000	0.0000	0.0000	0.0000	0.0000	0.0000	0.0000
Total	**1.5500e-003**	**0.0456**	**0.0124**	**1.1000e-004**	**2.8500e-003**	**2.3000e-004**	**3.0700e-003**	**8.2000e-004**	**2.2000e-004**	**1.0400e-003**	**0.0000**	**10.9337**	**10.9337**	**6.6000e-004**	**0.0000**	**10.9503**

3.11 Seasonal Stockpile/Crushing - 2020

Unmitigated Construction On-Site

	ROG	NOx	CO	SO2	Fugitive PM10	Exhaust PM10	PM10 Total	Fugitive PM2.5	Exhaust PM2.5	PM2.5 Total	Bio- CO2	NBio-CO2	Total CO2	CH4	N2O	CO2e
Category	tons/yr										MT/yr					
Off-Road	0.0357	0.2987	0.3281	5.1000e-004		0.0183	0.0183		0.0177	0.0177	0.0000	44.5579	44.5579	6.5700e-003	0.0000	44.7222
Total	**0.0357**	**0.2987**	**0.3281**	**5.1000e-004**		**0.0183**	**0.0183**		**0.0177**	**0.0177**	**0.0000**	**44.5579**	**44.5579**	**6.5700e-003**	**0.0000**	**44.7222**

Unmitigated Construction Off-Site

	ROG	NOx	CO	SO2	Fugitive PM10	Exhaust PM10	PM10 Total	Fugitive PM2.5	Exhaust PM2.5	PM2.5 Total	Bio- CO2	NBio-CO2	Total CO2	CH4	N2O	CO2e
Category	tons/yr										MT/yr					

Hauling	0.0000	0.0000	0.0000	0.0000	0.0000	0.0000	0.0000	0.0000	0.0000	0.0000	0.0000	0.0000	0.0000	0.0000	0.0000	0.0000
Vendor	0.0000	0.0000	0.0000	0.0000	0.0000	0.0000	0.0000	0.0000	0.0000	0.0000	0.0000	0.0000	0.0000	0.0000	0.0000	0.0000
Worker	2.4400e-003	2.0400e-003	0.0224	6.0000e-005	6.1400e-003	5.0000e-005	6.1900e-003	1.6300e-003	5.0000e-005	1.6800e-003	0.0000	5.6930	5.6930	1.8000e-004	0.0000	5.6974
Total	**2.4400e-003**	**2.0400e-003**	**0.0224**	**6.0000e-005**	**6.1400e-003**	**5.0000e-005**	**6.1900e-003**	**1.6300e-003**	**5.0000e-005**	**1.6800e-003**	**0.0000**	**5.6930**	**5.6930**	**1.8000e-004**	**0.0000**	**5.6974**

Mitigated Construction On-Site

	ROG	NOx	CO	SO2	Fugitive PM10	Exhaust PM10	PM10 Total	Fugitive PM2.5	Exhaust PM2.5	PM2.5 Total	Bio- CO2	NBio-CO2	Total CO2	CH4	N2O	CO2e
Category	tons/yr										MT/yr					
Off-Road	5.5100e-003	0.0239	0.3397	5.1000e-004		7.3000e-004	7.3000e-004		7.3000e-004	7.3000e-004	0.0000	44.5578	44.5578	6.5700e-003	0.0000	44.7222
Total	**5.5100e-003**	**0.0239**	**0.3397**	**5.1000e-004**		**7.3000e-004**	**7.3000e-004**		**7.3000e-004**	**7.3000e-004**	**0.0000**	**44.5578**	**44.5578**	**6.5700e-003**	**0.0000**	**44.7222**

Mitigated Construction Off-Site

	ROG	NOx	CO	SO2	Fugitive PM10	Exhaust PM10	PM10 Total	Fugitive PM2.5	Exhaust PM2.5	PM2.5 Total	Bio- CO2	NBio-CO2	Total CO2	CH4	N2O	CO2e
Category	tons/yr										MT/yr					
Hauling	0.0000	0.0000	0.0000	0.0000	0.0000	0.0000	0.0000	0.0000	0.0000	0.0000	0.0000	0.0000	0.0000	0.0000	0.0000	0.0000
Vendor	0.0000	0.0000	0.0000	0.0000	0.0000	0.0000	0.0000	0.0000	0.0000	0.0000	0.0000	0.0000	0.0000	0.0000	0.0000	0.0000
Worker	2.4400e-003	2.0400e-003	0.0224	6.0000e-005	6.1400e-003	5.0000e-005	6.1900e-003	1.6300e-003	5.0000e-005	1.6800e-003	0.0000	5.6930	5.6930	1.8000e-004	0.0000	5.6974

Total	**2.4400e-003**	**2.0400e-003**	**0.0224**	**6.0000e-005**	**6.1400e-003**	**5.0000e-005**	**6.1900e-003**	**1.6300e-003**	**5.0000e-005**	**1.6800e-003**	**0.0000**	**5.6930**	**5.6930**	**1.8000e-004**	**0.0000**	**5.6974**

3.12 SPS Paving - 2020

Unmitigated Construction On-Site

	ROG	NOx	CO	SO2	Fugitive PM10	Exhaust PM10	PM10 Total	Fugitive PM2.5	Exhaust PM2.5	PM2.5 Total	Bio- CO2	NBio-CO2	Total CO2	CH4	N2O	CO2e
Category	tons/yr										MT/yr					
Off-Road	0.0176	0.1829	0.1905	3.0000e-004		9.7900e-003	9.7900e-003		9.0000e-003	9.0000e-003	0.0000	26.0367	26.0367	8.4200e-003	0.0000	26.2472
Paving	8.5200e-003					0.0000	0.0000		0.0000	0.0000	0.0000	0.0000	0.0000	0.0000	0.0000	0.0000
Total	**0.0262**	**0.1829**	**0.1905**	**3.0000e-004**		**9.7900e-003**	**9.7900e-003**		**9.0000e-003**	**9.0000e-003**	**0.0000**	**26.0367**	**26.0367**	**8.4200e-003**	**0.0000**	**26.2472**

Unmitigated Construction Off-Site

	ROG	NOx	CO	SO2	Fugitive PM10	Exhaust PM10	PM10 Total	Fugitive PM2.5	Exhaust PM2.5	PM2.5 Total	Bio- CO2	NBio-CO2	Total CO2	CH4	N2O	CO2e
Category	tons/yr										MT/yr					
Hauling	0.0000	0.0000	0.0000	0.0000	0.0000	0.0000	0.0000	0.0000	0.0000	0.0000	0.0000	0.0000	0.0000	0.0000	0.0000	0.0000
Vendor	0.0000	0.0000	0.0000	0.0000	0.0000	0.0000	0.0000	0.0000	0.0000	0.0000	0.0000	0.0000	0.0000	0.0000	0.0000	0.0000
Worker	1.5300e-003	1.2800e-003	0.0140	4.0000e-005	3.8400e-003	3.0000e-005	3.8700e-003	1.0200e-003	3.0000e-005	1.0500e-003	0.0000	3.5581	3.5581	1.1000e-004	0.0000	3.5609
Total	**1.5300e-003**	**1.2800e-003**	**0.0140**	**4.0000e-005**	**3.8400e-003**	**3.0000e-005**	**3.8700e-003**	**1.0200e-003**	**3.0000e-005**	**1.0500e-003**	**0.0000**	**3.5581**	**3.5581**	**1.1000e-004**	**0.0000**	**3.5609**

Mitigated Construction On-Site

	ROG	NOx	CO	SO2	Fugitive PM10	Exhaust PM10	PM10 Total	Fugitive PM2.5	Exhaust PM2.5	PM2.5 Total	Bio- CO2	NBio-CO2	Total CO2	CH4	N2O	CO2e
Category	tons/yr										MT/yr					
Off-Road	3.6500e-003	0.0158	0.2248	3.0000e-004		4.9000e-004	4.9000e-004		4.9000e-004	4.9000e-004	0.0000	26.0367	26.0367	8.4200e-003	0.0000	26.2472
Paving	8.5200e-003					0.0000	0.0000		0.0000	0.0000	0.0000	0.0000	0.0000	0.0000	0.0000	0.0000
Total	**0.0122**	**0.0158**	**0.2248**	**3.0000e-004**		**4.9000e-004**	**4.9000e-004**		**4.9000e-004**	**4.9000e-004**	**0.0000**	**26.0367**	**26.0367**	**8.4200e-003**	**0.0000**	**26.2472**

Mitigated Construction Off-Site

	ROG	NOx	CO	SO2	Fugitive PM10	Exhaust PM10	PM10 Total	Fugitive PM2.5	Exhaust PM2.5	PM2.5 Total	Bio- CO2	NBio-CO2	Total CO2	CH4	N2O	CO2e
Category	tons/yr										MT/yr					
Hauling	0.0000	0.0000	0.0000	0.0000	0.0000	0.0000	0.0000	0.0000	0.0000	0.0000	0.0000	0.0000	0.0000	0.0000	0.0000	0.0000
Vendor	0.0000	0.0000	0.0000	0.0000	0.0000	0.0000	0.0000	0.0000	0.0000	0.0000	0.0000	0.0000	0.0000	0.0000	0.0000	0.0000
Worker	1.5300e-003	1.2800e-003	0.0140	4.0000e-005	3.8400e-003	3.0000e-005	3.8700e-003	1.0200e-003	3.0000e-005	1.0500e-003	0.0000	3.5581	3.5581	1.1000e-004	0.0000	3.5609
Total	**1.5300e-003**	**1.2800e-003**	**0.0140**	**4.0000e-005**	**3.8400e-003**	**3.0000e-005**	**3.8700e-003**	**1.0200e-003**	**3.0000e-005**	**1.0500e-003**	**0.0000**	**3.5581**	**3.5581**	**1.1000e-004**	**0.0000**	**3.5609**

3.13 Slope Protection Activity - 2020

Unmitigated Construction On-Site

	ROG	NOx	CO	SO2	Fugitive PM10	Exhaust PM10	PM10 Total	Fugitive PM2.5	Exhaust PM2.5	PM2.5 Total	Bio- CO2	NBio-CO2	Total CO2	CH4	N2O	CO2e
Category	tons/yr										MT/yr					

Fugitive Dust					0.0000	0.0000	0.0000	0.0000	0.0000	0.0000	0.0000	0.0000	0.0000	0.0000	0.0000	0.0000
Off-Road	2.7200e-003	0.0274	0.0296	4.0000e-005		1.7300e-003	1.7300e-003		1.5900e-003	1.5900e-003	0.0000	3.5471	3.5471	1.1500e-003	0.0000	3.5758
Total	**2.7200e-003**	**0.0274**	**0.0296**	**4.0000e-005**	**0.0000**	**1.7300e-003**	**1.7300e-003**	**0.0000**	**1.5900e-003**	**1.5900e-003**	**0.0000**	**3.5471**	**3.5471**	**1.1500e-003**	**0.0000**	**3.5758**

Unmitigated Construction Off-Site

	ROG	NOx	CO	SO2	Fugitive PM10	Exhaust PM10	PM10 Total	Fugitive PM2.5	Exhaust PM2.5	PM2.5 Total	Bio- CO2	NBio-CO2	Total CO2	CH4	N2O	CO2e
Category	tons/yr										MT/yr					
Hauling	0.0000	0.0000	0.0000	0.0000	0.0000	0.0000	0.0000	0.0000	0.0000	0.0000	0.0000	0.0000	0.0000	0.0000	0.0000	0.0000
Vendor	0.0000	0.0000	0.0000	0.0000	0.0000	0.0000	0.0000	0.0000	0.0000	0.0000	0.0000	0.0000	0.0000	0.0000	0.0000	0.0000
Worker	0.0000	0.0000	0.0000	0.0000	0.0000	0.0000	0.0000	0.0000	0.0000	0.0000	0.0000	0.0000	0.0000	0.0000	0.0000	0.0000
Total	**0.0000**	**0.0000**	**0.0000**	**0.0000**	**0.0000**	**0.0000**	**0.0000**	**0.0000**	**0.0000**	**0.0000**	**0.0000**	**0.0000**	**0.0000**	**0.0000**	**0.0000**	**0.0000**

Mitigated Construction On-Site

	ROG	NOx	CO	SO2	Fugitive PM10	Exhaust PM10	PM10 Total	Fugitive PM2.5	Exhaust PM2.5	PM2.5 Total	Bio- CO2	NBio-CO2	Total CO2	CH4	N2O	CO2e
Category	tons/yr										MT/yr					
Fugitive Dust					0.0000	0.0000	0.0000	0.0000	0.0000	0.0000	0.0000	0.0000	0.0000	0.0000	0.0000	0.0000
Off-Road	4.9000e-004	2.1400e-003	0.0305	4.0000e-005		7.0000e-005	7.0000e-005		7.0000e-005	7.0000e-005	0.0000	3.5471	3.5471	1.1500e-003	0.0000	3.5758
Total	**4.9000e-004**	**2.1400e-003**	**0.0305**	**4.0000e-005**	**0.0000**	**7.0000e-005**	**7.0000e-005**	**0.0000**	**7.0000e-005**	**7.0000e-005**	**0.0000**	**3.5471**	**3.5471**	**1.1500e-003**	**0.0000**	**3.5758**

Mitigated Construction Off-Site

	ROG	NOx	CO	SO2	Fugitive PM10	Exhaust PM10	PM10 Total	Fugitive PM2.5	Exhaust PM2.5	PM2.5 Total	Bio- CO2	NBio-CO2	Total CO2	CH4	N2O	CO2e
Category	tons/yr										MT/yr					
Hauling	0.0000	0.0000	0.0000	0.0000	0.0000	0.0000	0.0000	0.0000	0.0000	0.0000	0.0000	0.0000	0.0000	0.0000	0.0000	0.0000
Vendor	0.0000	0.0000	0.0000	0.0000	0.0000	0.0000	0.0000	0.0000	0.0000	0.0000	0.0000	0.0000	0.0000	0.0000	0.0000	0.0000
Worker	0.0000	0.0000	0.0000	0.0000	0.0000	0.0000	0.0000	0.0000	0.0000	0.0000	0.0000	0.0000	0.0000	0.0000	0.0000	0.0000
Total	**0.0000**	**0.0000**	**0.0000**	**0.0000**	**0.0000**	**0.0000**	**0.0000**	**0.0000**	**0.0000**	**0.0000**	**0.0000**	**0.0000**	**0.0000**	**0.0000**	**0.0000**	**0.0000**

3.14 Hydroblasting for Cement Slurry - 2020

Unmitigated Construction On-Site

	ROG	NOx	CO	SO2	Fugitive PM10	Exhaust PM10	PM10 Total	Fugitive PM2.5	Exhaust PM2.5	PM2.5 Total	Bio- CO2	NBio-CO2	Total CO2	CH4	N2O	CO2e
Category	tons/yr										MT/yr					
Off-Road	5.1900e-003	0.0452	0.0482	9.0000e-005		2.5500e-003	2.5500e-003		2.5500e-003	2.5500e-003	0.0000	7.3477	7.3477	4.1000e-004	0.0000	7.3580
Total	**5.1900e-003**	**0.0452**	**0.0482**	**9.0000e-005**		**2.5500e-003**	**2.5500e-003**		**2.5500e-003**	**2.5500e-003**	**0.0000**	**7.3477**	**7.3477**	**4.1000e-004**	**0.0000**	**7.3580**

Unmitigated Construction Off-Site

	ROG	NOx	CO	SO2	Fugitive PM10	Exhaust PM10	PM10 Total	Fugitive PM2.5	Exhaust PM2.5	PM2.5 Total	Bio- CO2	NBio-CO2	Total CO2	CH4	N2O	CO2e
Category	tons/yr										MT/yr					
Hauling	0.0000	0.0000	0.0000	0.0000	0.0000	0.0000	0.0000	0.0000	0.0000	0.0000	0.0000	0.0000	0.0000	0.0000	0.0000	0.0000
Vendor	0.0000	0.0000	0.0000	0.0000	0.0000	0.0000	0.0000	0.0000	0.0000	0.0000	0.0000	0.0000	0.0000	0.0000	0.0000	0.0000
Worker	4.6000e-004	3.8000e-004	4.2000e-003	1.0000e-005	1.1500e-003	1.0000e-005	1.1600e-003	3.1000e-004	1.0000e-005	3.1000e-004	0.0000	1.0674	1.0674	3.0000e-005	0.0000	1.0683
Total	**4.6000e-004**	**3.8000e-004**	**4.2000e-003**	**1.0000e-005**	**1.1500e-003**	**1.0000e-005**	**1.1600e-003**	**3.1000e-004**	**1.0000e-005**	**3.1000e-004**	**0.0000**	**1.0674**	**1.0674**	**3.0000e-005**	**0.0000**	**1.0683**

Mitigated Construction On-Site

	ROG	NOx	CO	SO2	Fugitive PM10	Exhaust PM10	PM10 Total	Fugitive PM2.5	Exhaust PM2.5	PM2.5 Total	Bio- CO2	NBio-CO2	Total CO2	CH4	N2O	CO2e
Category	tons/yr										MT/yr					
Off-Road	8.6000e-004	3.7100e-003	0.0527	9.0000e-005		1.1000e-004	1.1000e-004		1.1000e-004	1.1000e-004	0.0000	7.3477	7.3477	4.1000e-004	0.0000	7.3580
Total	**8.6000e-004**	**3.7100e-003**	**0.0527**	**9.0000e-005**		**1.1000e-004**	**1.1000e-004**		**1.1000e-004**	**1.1000e-004**	**0.0000**	**7.3477**	**7.3477**	**4.1000e-004**	**0.0000**	**7.3580**

Mitigated Construction Off-Site

	ROG	NOx	CO	SO2	Fugitive PM10	Exhaust PM10	PM10 Total	Fugitive PM2.5	Exhaust PM2.5	PM2.5 Total	Bio- CO2	NBio-CO2	Total CO2	CH4	N2O	CO2e
Category	tons/yr										MT/yr					
Hauling	0.0000	0.0000	0.0000	0.0000	0.0000	0.0000	0.0000	0.0000	0.0000	0.0000	0.0000	0.0000	0.0000	0.0000	0.0000	0.0000

Vendor	0.0000	0.0000	0.0000	0.0000	0.0000	0.0000	0.0000	0.0000	0.0000	0.0000	0.0000	0.0000	0.0000	0.0000	0.0000	0.0000
Worker	4.6000e-004	3.8000e-004	4.2000e-003	1.0000e-005	1.1500e-003	1.0000e-005	1.1600e-003	3.1000e-004	1.0000e-005	3.1000e-004	0.0000	1.0674	1.0674	3.0000e-005	0.0000	1.0683
Total	**4.6000e-004**	**3.8000e-004**	**4.2000e-003**	**1.0000e-005**	**1.1500e-003**	**1.0000e-005**	**1.1600e-003**	**3.1000e-004**	**1.0000e-005**	**3.1000e-004**	**0.0000**	**1.0674**	**1.0674**	**3.0000e-005**	**0.0000**	**1.0683**

3.15 Sluicegate Repair - 2020

Unmitigated Construction Off-Site

	ROG	NOx	CO	SO2	Fugitive PM10	Exhaust PM10	PM10 Total	Fugitive PM2.5	Exhaust PM2.5	PM2.5 Total	Bio- CO2	NBio-CO2	Total CO2	CH4	N2O	CO2e
Category	tons/yr										MT/yr					
Hauling					0.0000	0.0000	0.0000	0.0000	0.0000	0.0000	0.0000	0.0000	0.0000	0.0000	0.0000	0.0000
Vendor					0.0000	0.0000	0.0000	0.0000	0.0000	0.0000	0.0000	0.0000	0.0000	0.0000	0.0000	0.0000
Worker					0.0000	0.0000	0.0000	0.0000	0.0000	0.0000	0.0000	0.0000	0.0000	0.0000	0.0000	0.0000
Total					**0.0000**	**0.0000**	**0.0000**	**0.0000**	**0.0000**	**0.0000**	**0.0000**	**0.0000**	**0.0000**	**0.0000**	**0.0000**	**0.0000**

Mitigated Construction Off-Site

	ROG	NOx	CO	SO2	Fugitive PM10	Exhaust PM10	PM10 Total	Fugitive PM2.5	Exhaust PM2.5	PM2.5 Total	Bio- CO2	NBio-CO2	Total CO2	CH4	N2O	CO2e
Category	tons/yr										MT/yr					
Hauling					0.0000	0.0000	0.0000	0.0000	0.0000	0.0000	0.0000	0.0000	0.0000	0.0000	0.0000	0.0000
Vendor					0.0000	0.0000	0.0000	0.0000	0.0000	0.0000	0.0000	0.0000	0.0000	0.0000	0.0000	0.0000
Worker					0.0000	0.0000	0.0000	0.0000	0.0000	0.0000	0.0000	0.0000	0.0000	0.0000	0.0000	0.0000
Total					**0.0000**	**0.0000**	**0.0000**	**0.0000**	**0.0000**	**0.0000**	**0.0000**	**0.0000**	**0.0000**	**0.0000**	**0.0000**	**0.0000**

4.0 Operational Detail - Mobile

4.1 Mitigation Measures Mobile

	ROG	NOx	CO	SO2	Fugitive PM10	Exhaust PM10	PM10 Total	Fugitive PM2.5	Exhaust PM2.5	PM2.5 Total	Bio- CO2	NBio-CO2	Total CO2	CH4	N2O	CO2e
Category	tons/yr										MT/yr					
Mitigated	0.0000	0.0000	0.0000	0.0000	0.0000	0.0000	0.0000	0.0000	0.0000	0.0000	0.0000	0.0000	0.0000	0.0000	0.0000	0.0000
Unmitigated	0.0000	0.0000	0.0000	0.0000	0.0000	0.0000	0.0000	0.0000	0.0000	0.0000	0.0000	0.0000	0.0000	0.0000	0.0000	0.0000

4.2 Trip Summary Information

	Average Daily Trip Rate			Unmitigated	Mitigated
Land Use	Weekday	Saturday	Sunday	Annual VMT	Annual VMT
Other Asphalt Surfaces	0.00	0.00	0.00		
User Defined Industrial	0.00	0.00	0.00		
Total	0.00	0.00	0.00		

4.3 Trip Type Information

	Miles			Trip %			Trip Purpose %		
Land Use	H-W or C-W	H-S or C-C	H-O or C-NW	H-W or C-...	H-S or C-C	H-O or C-NW	Primary	Diverted	Pass-by
Other Asphalt Surfaces	18.50	10.10	7.90	0.00	0.00	0.00	0	0	0
User Defined Industrial	18.50	10.10	7.90	0.00	0.00	0.00	0	0	0

4.4 Fleet Mix

Land Use	LDA	LDT1	LDT2	MDV	LHD1	LHD2	MHD	HHD	OBUS	UBUS	MCY	SBUS	MH

Other Asphalt Surfaces	0.547726	0.045437	0.201480	0.122768	0.016614	0.006090	0.019326	0.029174	0.002438	0.002359	0.005005	0.000677	0.000907
User Defined Industrial	0.547726	0.045437	0.201480	0.122768	0.016614	0.006090	0.019326	0.029174	0.002438	0.002359	0.005005	0.000677	0.000907

5.0 Energy Detail

Historical Energy Use: N

5.1 Mitigation Measures Energy

	ROG	NOx	CO	SO2	Fugitive PM10	Exhaust PM10	PM10 Total	Fugitive PM2.5	Exhaust PM2.5	PM2.5 Total	Bio- CO2	NBio-CO2	Total CO2	CH4	N2O	CO2e
Category	tons/yr										MT/yr					
Electricity Mitigated						0.0000	0.0000		0.0000	0.0000	0.0000	0.0000	0.0000	0.0000	0.0000	0.0000
Electricity Unmitigated						0.0000	0.0000		0.0000	0.0000	0.0000	0.0000	0.0000	0.0000	0.0000	0.0000
NaturalGas Mitigated	0.0000	0.0000	0.0000	0.0000		0.0000	0.0000		0.0000	0.0000	0.0000	0.0000	0.0000	0.0000	0.0000	0.0000
NaturalGas Unmitigated	0.0000	0.0000	0.0000	0.0000		0.0000	0.0000		0.0000	0.0000	0.0000	0.0000	0.0000	0.0000	0.0000	0.0000

5.2 Energy by Land Use - NaturalGas

Unmitigated

	NaturalGas Use	ROG	NOx	CO	SO2	Fugitive PM10	Exhaust PM10	PM10 Total	Fugitive PM2.5	Exhaust PM2.5	PM2.5 Total	Bio- CO2	NBio- CO2	Total CO2	CH4	N2O	CO2e
Land Use	kBTU/yr	tons/yr										MT/yr					
Other Asphalt Surfaces	0	0.0000	0.0000	0.0000	0.0000		0.0000	0.0000		0.0000	0.0000	0.0000	0.0000	0.0000	0.0000	0.0000	0.0000
User Defined Industrial	0	0.0000	0.0000	0.0000	0.0000		0.0000	0.0000		0.0000	0.0000	0.0000	0.0000	0.0000	0.0000	0.0000	0.0000

Total		**0.0000**	**0.0000**	**0.0000**	**0.0000**		**0.0000**	**0.0000**		**0.0000**	**0.0000**	**0.0000**	**0.0000**	**0.0000**	**0.0000**	**0.0000**	**0.0000**

Mitigated

	NaturalGas Use	ROG	NOx	CO	SO2	Fugitive PM10	Exhaust PM10	PM10 Total	Fugitive PM2.5	Exhaust PM2.5	PM2.5 Total	Bio- CO2	NBio- CO2	Total CO2	CH4	N2O	CO2e
Land Use	kBTU/yr	tons/yr										MT/yr					
Other Asphalt Surfaces	0	0.0000	0.0000	0.0000	0.0000		0.0000	0.0000		0.0000	0.0000	0.0000	0.0000	0.0000	0.0000	0.0000	0.0000
User Defined Industrial	0	0.0000	0.0000	0.0000	0.0000		0.0000	0.0000		0.0000	0.0000	0.0000	0.0000	0.0000	0.0000	0.0000	0.0000
Total		**0.0000**	**0.0000**	**0.0000**	**0.0000**		**0.0000**	**0.0000**		**0.0000**	**0.0000**	**0.0000**	**0.0000**	**0.0000**	**0.0000**	**0.0000**	**0.0000**

5.3 Energy by Land Use - Electricity

Unmitigated

	Electricity Use	Total CO2	CH4	N2O	CO2e
Land Use	kWh/yr	MT/yr			
Other Asphalt Surfaces	0	0.0000	0.0000	0.0000	0.0000
User Defined Industrial	0	0.0000	0.0000	0.0000	0.0000
Total		**0.0000**	**0.0000**	**0.0000**	**0.0000**

Mitigated

	Electricity Use	Total CO2	CH4	N2O	CO2e
Land Use	kWh/yr	MT/yr			
Other Asphalt Surfaces	0	0.0000	0.0000	0.0000	0.0000
User Defined Industrial	0	0.0000	0.0000	0.0000	0.0000
Total		**0.0000**	**0.0000**	**0.0000**	**0.0000**

6.0 Area Detail

6.1 Mitigation Measures Area

	ROG	NOx	CO	SO2	Fugitive PM10	Exhaust PM10	PM10 Total	Fugitive PM2.5	Exhaust PM2.5	PM2.5 Total	Bio- CO2	NBio-CO2	Total CO2	CH4	N2O	CO2e
Category	tons/yr										MT/yr					
Mitigated	0.0183	0.0000	1.0000e-004	0.0000		0.0000	0.0000		0.0000	0.0000	0.0000	1.9000e-004	1.9000e-004	0.0000	0.0000	2.0000e-004
Unmitigated	0.0183	0.0000	1.0000e-004	0.0000		0.0000	0.0000		0.0000	0.0000	0.0000	1.9000e-004	1.9000e-004	0.0000	0.0000	2.0000e-004

6.2 Area by SubCategory

Unmitigated

	ROG	NOx	CO	SO2	Fugitive PM10	Exhaust PM10	PM10 Total	Fugitive PM2.5	Exhaust PM2.5	PM2.5 Total	Bio- CO2	NBio-CO2	Total CO2	CH4	N2O	CO2e
SubCategory	tons/yr										MT/yr					

Architectural Coating	0.0000					0.0000	0.0000		0.0000	0.0000	0.0000	0.0000	0.0000	0.0000	0.0000	0.0000
Consumer Products	0.0183					0.0000	0.0000		0.0000	0.0000	0.0000	0.0000	0.0000	0.0000	0.0000	0.0000
Landscaping	1.0000e-005	0.0000	1.0000e-004	0.0000		0.0000	0.0000		0.0000	0.0000	0.0000	1.9000e-004	1.9000e-004	0.0000	0.0000	2.0000e-004
Total	**0.0183**	**0.0000**	**1.0000e-004**	**0.0000**		**0.0000**	**0.0000**		**0.0000**	**0.0000**	**0.0000**	**1.9000e-004**	**1.9000e-004**	**0.0000**	**0.0000**	**2.0000e-004**

Mitigated

	ROG	NOx	CO	SO2	Fugitive PM10	Exhaust PM10	PM10 Total	Fugitive PM2.5	Exhaust PM2.5	PM2.5 Total	Bio- CO2	NBio-CO2	Total CO2	CH4	N2O	CO2e
SubCategory	tons/yr										MT/yr					
Architectural Coating	0.0000					0.0000	0.0000		0.0000	0.0000	0.0000	0.0000	0.0000	0.0000	0.0000	0.0000
Consumer Products	0.0183					0.0000	0.0000		0.0000	0.0000	0.0000	0.0000	0.0000	0.0000	0.0000	0.0000
Landscaping	1.0000e-005	0.0000	1.0000e-004	0.0000		0.0000	0.0000		0.0000	0.0000	0.0000	1.9000e-004	1.9000e-004	0.0000	0.0000	2.0000e-004
Total	**0.0183**	**0.0000**	**1.0000e-004**	**0.0000**		**0.0000**	**0.0000**		**0.0000**	**0.0000**	**0.0000**	**1.9000e-004**	**1.9000e-004**	**0.0000**	**0.0000**	**2.0000e-004**

7.0 Water Detail

7.1 Mitigation Measures Water

	Total CO2	CH4	N2O	CO2e
Category	MT/yr			
Mitigated	0.0000	0.0000	0.0000	0.0000

Unmitigated	0.0000	0.0000	0.0000	0.0000

7.2 Water by Land Use

Unmitigated

	Indoor/Outdoor Use	Total CO2	CH4	N2O	CO2e
Land Use	Mgal	MT/yr			
Other Asphalt Surfaces	0 / 0	0.0000	0.0000	0.0000	0.0000
User Defined Industrial	0 / 0	0.0000	0.0000	0.0000	0.0000
Total		**0.0000**	**0.0000**	**0.0000**	**0.0000**

Mitigated

	Indoor/Outdoor Use	Total CO2	CH4	N2O	CO2e
Land Use	Mgal	MT/yr			
Other Asphalt Surfaces	0 / 0	0.0000	0.0000	0.0000	0.0000
User Defined Industrial	0 / 0	0.0000	0.0000	0.0000	0.0000
Total		**0.0000**	**0.0000**	**0.0000**	**0.0000**

8.0 Waste Detail

8.1 Mitigation Measures Waste

Category/Year

	Total CO2	CH4	N2O	CO2e
	MT/yr			
Mitigated	0.0000	0.0000	0.0000	0.0000
Unmitigated	0.0000	0.0000	0.0000	0.0000

8.2 Waste by Land Use

Unmitigated

	Waste Disposed	Total CO2	CH4	N2O	CO2e
Land Use	tons	MT/yr			
Other Asphalt Surfaces	0	0.0000	0.0000	0.0000	0.0000
User Defined Industrial	0	0.0000	0.0000	0.0000	0.0000
Total		**0.0000**	**0.0000**	**0.0000**	**0.0000**

Mitigated

	Waste Disposed	Total CO2	CH4	N2O	CO2e

Land Use	tons	MT/yr			
Other Asphalt Surfaces	0	0.0000	0.0000	0.0000	0.0000
User Defined Industrial	0	0.0000	0.0000	0.0000	0.0000
Total		**0.0000**	**0.0000**	**0.0000**	**0.0000**

9.0 Operational Offroad

Equipment Type	Number	Hours/Day	Days/Year	Horse Power	Load Factor	Fuel Type

10.0 Stationary Equipment

Fire Pumps and Emergency Generators

Equipment Type	Number	Hours/Day	Hours/Year	Horse Power	Load Factor	Fuel Type

Boilers

Equipment Type	Number	Heat Input/Day	Heat Input/Year	Boiler Rating	Fuel Type

User Defined Equipment

Equipment Type	Number

11.0 Vegetation

Big Tujunga Sediment Removal IS-MND Offroad Trucks

Los Angeles-South Coast County, Winter

1.0 Project Characteristics

1.1 Land Usage

Land Uses	Size	Metric	Lot Acreage	Floor Surface Area	Population
User Defined Industrial	1.00	User Defined Unit	90.00	0.00	0
Other Asphalt Surfaces	6.50	Acre	6.50	283,140.00	0

1.2 Other Project Characteristics

Urbanization	Rural	**Wind Speed (m/s)**	2.2	**Precipitation Freq (Days)**	33
Climate Zone	9			**Operational Year**	2020
Utility Company	Southern California Edison				
CO2 Intensity (lb/MWhr)	541	**CH4 Intensity (lb/MWhr)**	0.029	**N2O Intensity (lb/MWhr)**	0.006

1.3 User Entered Comments & Non-Default Data

Project Characteristics - Adjusted CO2 IF reflect RPS for SCE.

Land Use - Lot acreage: Big Tujunga Reservoir Area: 68 acres
Maple SRS: 22 acres

Construction Phase - Schedule based on Data Needs

Off-road Equipment - 4 Excavators, 4 Rubber Tired Dozers, 4 Tractors

Off-road Equipment - 4 Excavators, 4 Rubber Tired Dozers, 4 tractors, 7 off-highway trucks to account for 56 workhours (based on VMT and mph for offroad trucks/truck capacity) at 511 HP

Off-road Equipment - 1 Tractor

Off-road Equipment - 1 Cement and Mortar Mixer

Off-road Equipment - Pumps (4) are electrical and powered by a generator.

Off-road Equipment - 1 Generator Set

Off-road Equipment - 1 Paver, 1 Paving Equipment, 1 Roller

Off-road Equipment - 1 Generator set, 1 crushing/proc., 2 tractors

Off-road Equipment - 1 tractor

Off-road Equipment - All hand tools

Off-road Equipment - 4 Rubber Tired Dozers, 4 tractors

Off-road Equipment - 4 Rubber tired dozers, 4 tractors

Off-road Equipment - 1 paver, 1 paving equipm, 1 roller

Off-road Equipment - 1 Excavator, 1 Rubber Tired Dozer, 4 Tractor/Loaders

Trips and VMT - Worker trips from County engineers. Water truck trips accounted for in vendor trips. 2 water tenders trucking water from offsite

Grading -

Road Dust -

Area Coating - No Painting

Energy Use -

Construction Off-road Equipment Mitigation - Tier 4 Final and electrical pumps

Operational Off-Road Equipment -

Table Name	Column Name	Default Value	New Value
tblAreaCoating	Area_Parking	16988	0
tblConstEquipMitigation	FuelType	Diesel	Electrical
tblConstEquipMitigation	NumberOfEquipmentMitigated	0.00	1.00
tblConstEquipMitigation	NumberOfEquipmentMitigated	0.00	1.00
tblConstEquipMitigation	NumberOfEquipmentMitigated	0.00	9.00
tblConstEquipMitigation	NumberOfEquipmentMitigated	0.00	2.00
tblConstEquipMitigation	NumberOfEquipmentMitigated	0.00	7.00
tblConstEquipMitigation	NumberOfEquipmentMitigated	0.00	2.00
tblConstEquipMitigation	NumberOfEquipmentMitigated	0.00	2.00
tblConstEquipMitigation	NumberOfEquipmentMitigated	0.00	4.00
tblConstEquipMitigation	NumberOfEquipmentMitigated	0.00	2.00
tblConstEquipMitigation	NumberOfEquipmentMitigated	0.00	17.00
tblConstEquipMitigation	NumberOfEquipmentMitigated	0.00	24.00

tblConstEquipMitigation	Tier	No Change	Tier 4 Final
tblConstEquipMitigation	Tier	No Change	Tier 4 Final
tblConstEquipMitigation	Tier	No Change	Tier 4 Final
tblConstEquipMitigation	Tier	No Change	Tier 4 Final
tblConstEquipMitigation	Tier	No Change	Tier 4 Final
tblConstEquipMitigation	Tier	No Change	Tier 4 Final
tblConstEquipMitigation	Tier	No Change	Tier 4 Final
tblConstEquipMitigation	Tier	No Change	Tier 4 Final
tblConstEquipMitigation	Tier	No Change	Tier 4 Final
tblConstEquipMitigation	Tier	No Change	Tier 4 Final
tblConstructionPhase	NumDays	1,550.00	79.00
tblConstructionPhase	NumDays	155.00	26.00
tblConstructionPhase	NumDays	155.00	25.00
tblConstructionPhase	NumDays	155.00	131.00
tblConstructionPhase	NumDays	155.00	131.00
tblConstructionPhase	NumDays	110.00	52.00
tblConstructionPhase	NumDays	110.00	25.00
tblConstructionPhase	NumDays	110.00	25.00
tblConstructionPhase	NumDays	60.00	27.00
tblConstructionPhase	NumDays	60.00	11.00
tblConstructionPhase	NumDaysWeek	5.00	6.00
tblConstructionPhase	NumDaysWeek	5.00	6.00
tblConstructionPhase	NumDaysWeek	5.00	6.00
tblConstructionPhase	NumDaysWeek	5.00	6.00
tblConstructionPhase	NumDaysWeek	5.00	6.00
tblConstructionPhase	NumDaysWeek	5.00	6.00
tblConstructionPhase	NumDaysWeek	5.00	6.00
tblConstructionPhase	NumDaysWeek	5.00	6.00
tblConstructionPhase	NumDaysWeek	5.00	6.00

tblConstructionPhase	NumDaysWeek	5.00	6.00
tblConstructionPhase	NumDaysWeek	5.00	6.00
tblConstructionPhase	NumDaysWeek	5.00	6.00
tblConstructionPhase	NumDaysWeek	5.00	6.00
tblLandUse	LotAcreage	0.00	90.00
tblOffRoadEquipment	HorsePower	402.00	511.00
tblOffRoadEquipment	OffRoadEquipmentUnitAmount	1.00	0.00
tblOffRoadEquipment	OffRoadEquipmentUnitAmount	2.00	0.00
tblOffRoadEquipment	OffRoadEquipmentUnitAmount	2.00	4.00
tblOffRoadEquipment	OffRoadEquipmentUnitAmount	2.00	4.00
tblOffRoadEquipment	OffRoadEquipmentUnitAmount	2.00	0.00
tblOffRoadEquipment	OffRoadEquipmentUnitAmount	3.00	0.00
tblOffRoadEquipment	OffRoadEquipmentUnitAmount	1.00	0.00
tblOffRoadEquipment	OffRoadEquipmentUnitAmount	1.00	0.00
tblOffRoadEquipment	OffRoadEquipmentUnitAmount	1.00	0.00
tblOffRoadEquipment	OffRoadEquipmentUnitAmount	1.00	0.00
tblOffRoadEquipment	OffRoadEquipmentUnitAmount	1.00	0.00
tblOffRoadEquipment	OffRoadEquipmentUnitAmount	2.00	1.00
tblOffRoadEquipment	OffRoadEquipmentUnitAmount	2.00	1.00
tblOffRoadEquipment	OffRoadEquipmentUnitAmount	2.00	0.00
tblOffRoadEquipment	OffRoadEquipmentUnitAmount	2.00	1.00
tblOffRoadEquipment	OffRoadEquipmentUnitAmount	2.00	1.00
tblOffRoadEquipment	OffRoadEquipmentUnitAmount	2.00	0.00
tblOffRoadEquipment	OffRoadEquipmentUnitAmount	2.00	1.00
tblOffRoadEquipment	OffRoadEquipmentUnitAmount	2.00	1.00
tblOffRoadEquipment	OffRoadEquipmentUnitAmount	2.00	0.00
tblOffRoadEquipment	OffRoadEquipmentUnitAmount	1.00	0.00
tblOffRoadEquipment	OffRoadEquipmentUnitAmount	1.00	4.00
tblOffRoadEquipment	OffRoadEquipmentUnitAmount	1.00	4.00
tblOffRoadEquipment	OffRoadEquipmentUnitAmount	1.00	4.00

tblOffRoadEquipment	OffRoadEquipmentUnitAmount	3.00	1.00
tblOffRoadEquipment	OffRoadEquipmentUnitAmount	3.00	0.00
tblOffRoadEquipment	OffRoadEquipmentUnitAmount	2.00	0.00
tblOffRoadEquipment	OffRoadEquipmentUnitAmount	2.00	0.00
tblOffRoadEquipment	OffRoadEquipmentUnitAmount	2.00	0.00
tblOffRoadEquipment	OffRoadEquipmentUnitAmount	2.00	0.00
tblOffRoadEquipment	OffRoadEquipmentUnitAmount	3.00	4.00
tblOffRoadEquipment	OffRoadEquipmentUnitAmount	2.00	1.00
tblOffRoadEquipment	OffRoadEquipmentUnitAmount	2.00	4.00
tblOffRoadEquipment	OffRoadEquipmentUnitAmount	2.00	4.00
tblOffRoadEquipment	OffRoadEquipmentUnitAmount	2.00	4.00
tblOffRoadEquipment	OffRoadEquipmentUnitAmount	4.00	1.00
tblOffRoadEquipment	OffRoadEquipmentUnitAmount	1.00	0.00
tblProjectCharacteristics	CO2IntensityFactor	702.44	541
tblProjectCharacteristics	UrbanizationLevel	Urban	Rural
tblTripsAndVMT	VendorTripLength	7.90	10.00
tblTripsAndVMT	VendorTripLength	7.90	10.00
tblTripsAndVMT	VendorTripLength	7.90	10.00
tblTripsAndVMT	VendorTripLength	7.90	10.00
tblTripsAndVMT	VendorTripLength	7.90	10.00
tblTripsAndVMT	VendorTripNumber	0.00	10.00
tblTripsAndVMT	VendorTripNumber	0.00	10.00
tblTripsAndVMT	VendorTripNumber	0.00	10.00
tblTripsAndVMT	VendorTripNumber	0.00	10.00
tblTripsAndVMT	VendorTripNumber	46.00	10.00
tblTripsAndVMT	WorkerTripNumber	15.00	30.00
tblTripsAndVMT	WorkerTripNumber	10.00	16.00
tblTripsAndVMT	WorkerTripNumber	8.00	10.00
tblTripsAndVMT	WorkerTripNumber	3.00	0.00
tblTripsAndVMT	WorkerTripNumber	3.00	6.00

tblTripsAndVMT	WorkerTripNumber	3.00	20.00
tblTripsAndVMT	WorkerTripNumber	30.00	40.00
tblTripsAndVMT	WorkerTripNumber	10.00	30.00
tblTripsAndVMT	WorkerTripNumber	8.00	6.00
tblTripsAndVMT	WorkerTripNumber	3.00	16.00
tblTripsAndVMT	WorkerTripNumber	48.00	96.00
tblTripsAndVMT	WorkerTripNumber	20.00	50.00
tblTripsAndVMT	WorkerTripNumber	119.00	0.00

2.0 Emissions Summary

2.1 Overall Construction (Maximum Daily Emission)

Unmitigated Construction

	ROG	NOx	CO	SO2	Fugitive PM10	Exhaust PM10	PM10 Total	Fugitive PM2.5	Exhaust PM2.5	PM2.5 Total	Bio- CO2	NBio-CO2	Total CO2	CH4	N2O	CO2e
Year	lb/day										lb/day					
2020	28.0704	270.6748	173.4419	0.3500	51.0413	12.9712	64.0125	27.2456	11.9847	39.2304	0.0000	34,011.4152	34,011.4152	9.5354	0.0000	34,249.8001
Maximum	**28.0704**	**270.6748**	**173.4419**	**0.3500**	**51.0413**	**12.9712**	**64.0125**	**27.2456**	**11.9847**	**39.2304**	**0.0000**	**34,011.4152**	**34,011.4152**	**9.5354**	**0.0000**	**34,249.8001**

Mitigated Construction

	ROG	NOx	CO	SO2	Fugitive PM10	Exhaust PM10	PM10 Total	Fugitive PM2.5	Exhaust PM2.5	PM2.5 Total	Bio- CO2	NBio-CO2	Total CO2	CH4	N2O	CO2e
Year	lb/day										lb/day					

2020	5.4223	20.0488	179.5198	0.3500	21.6535	0.5484	22.2019	11.0917	0.5460	11.6377	0.0000	34,011.4152	34,011.4152	9.5354	0.0000	34,249.8000
Maximum	**5.4223**	**20.0488**	**179.5198**	**0.3500**	**21.6535**	**0.5484**	**22.2019**	**11.0917**	**0.5460**	**11.6377**	**0.0000**	**34,011.4152**	**34,011.4152**	**9.5354**	**0.0000**	**34,249.8000**

	ROG	NOx	CO	SO2	Fugitive PM10	Exhaust PM10	PM10 Total	Fugitive PM2.5	Exhaust PM2.5	PM2.5 Total	Bio- CO2	NBio-CO2	Total CO2	CH4	N20	CO2e
Percent Reduction	**80.68**	**92.59**	**-3.50**	**0.00**	**57.58**	**95.77**	**65.32**	**59.29**	**95.44**	**70.33**	**0.00**	**0.00**	**0.00**	**0.00**	**0.00**	**0.00**

2.2 Overall Operational

Unmitigated Operational

	ROG	NOx	CO	SO2	Fugitive PM10	Exhaust PM10	PM10 Total	Fugitive PM2.5	Exhaust PM2.5	PM2.5 Total	Bio- CO2	NBio-CO2	Total CO2	CH4	N2O	CO2e
Category	lb/day										lb/day					
Area	0.1004	1.0000e-005	7.7000e-004	0.0000		0.0000	0.0000		0.0000	0.0000		1.6400e-003	1.6400e-003	0.0000		1.7500e-003
Energy	0.0000	0.0000	0.0000	0.0000		0.0000	0.0000		0.0000	0.0000		0.0000	0.0000	0.0000	0.0000	0.0000
Mobile	0.0000	0.0000	0.0000	0.0000	0.0000	0.0000	0.0000	0.0000	0.0000	0.0000		0.0000	0.0000	0.0000		0.0000
Total	**0.1004**	**1.0000e-005**	**7.7000e-004**	**0.0000**	**0.0000**	**0.0000**	**0.0000**	**0.0000**	**0.0000**	**0.0000**		**1.6400e-003**	**1.6400e-003**	**0.0000**	**0.0000**	**1.7500e-003**

Mitigated Operational

	ROG	NOx	CO	SO2	Fugitive PM10	Exhaust PM10	PM10 Total	Fugitive PM2.5	Exhaust PM2.5	PM2.5 Total	Bio- CO2	NBio-CO2	Total CO2	CH4	N2O	CO2e
Category	lb/day										lb/day					
Area	0.1004	1.0000e-005	7.7000e-004	0.0000		0.0000	0.0000		0.0000	0.0000		1.6400e-003	1.6400e-003	0.0000		1.7500e-003

Energy	0.0000	0.0000	0.0000	0.0000		0.0000	0.0000		0.0000	0.0000		0.0000	0.0000	0.0000	0.0000	0.0000
Mobile	0.0000	0.0000	0.0000	0.0000	0.0000	0.0000	0.0000	0.0000	0.0000	0.0000		0.0000	0.0000	0.0000		0.0000
Total	**0.1004**	**1.0000e-005**	**7.7000e-004**	**0.0000**	**0.0000**	**0.0000**	**0.0000**	**0.0000**	**0.0000**	**0.0000**		**1.6400e-003**	**1.6400e-003**	**0.0000**	**0.0000**	**1.7500e-003**

	ROG	NOx	CO	SO2	Fugitive PM10	Exhaust PM10	PM10 Total	Fugitive PM2.5	Exhaust PM2.5	PM2.5 Total	Bio- CO2	NBio-CO2	Total CO2	CH4	N20	CO2e
Percent Reduction	**0.00**	**0.00**	**0.00**	**0.00**	**0.00**	**0.00**	**0.00**	**0.00**	**0.00**	**0.00**	**0.00**	**0.00**	**0.00**	**0.00**	**0.00**	**0.00**

3.0 Construction Detail

Construction Phase

Phase Number	Phase Name	Phase Type	Start Date	End Date	Num Days Week	Num Days	Phase Description
1	SPS Site Preparation	Site Preparation	1/1/2020	1/31/2020	6	27	
2	BTR Site Preparation	Site Preparation	4/1/2020	4/13/2020	6	11	
3	BTR Access Road Grading	Grading	4/16/2020	5/14/2020	6	25	
4	Dewatering Activities	Trenching	4/16/2020	6/15/2020	6	52	
5	Paving Haul Roads	Paving	4/16/2020	5/14/2020	6	25	
6	Culvert Crossing Repair	Paving	4/16/2020	5/14/2020	6	25	
7	BTR Grading and Hauling	Grading	5/15/2020	10/14/2020	6	131	
8	SPS Grading	Grading	5/15/2020	10/14/2020	6	131	
9	SPS Construction	Building Construction	7/15/2020	10/14/2020	6	79	
10	Seasonal Stockpile/Crushing	Trenching	8/15/2020	10/14/2020	6	52	
11	SPS Paving	Paving	8/15/2020	10/14/2020	6	52	
12	Slope Protection Activity	Grading	9/15/2020	10/14/2020	6	26	
13	Hydroblasting for Cement Slurry	Trenching	9/15/2020	10/14/2020	6	26	
14	Sluicegate Repair	Trenching	9/15/2020	10/14/2020	6	26	

Acres of Grading (Site Preparation Phase): 0

Acres of Grading (Grading Phase): 0

Acres of Paving: 6.5

Residential Indoor: 0; Residential Outdoor: 0; Non-Residential Indoor: 0; Non-Residential Outdoor: 0; Striped Parking Area: 0

OffRoad Equipment

Phase Name	Offroad Equipment Type	Amount	Usage Hours	Horse Power	Load Factor
SPS Site Preparation	Concrete/Industrial Saws	0	8.00	81	0.73
SPS Site Preparation	Excavators	1	8.00	158	0.38
SPS Site Preparation	Off-Highway Trucks	0		402	0.38
SPS Site Preparation	Rubber Tired Dozers	1	8.00	247	0.40
SPS Site Preparation	Tractors/Loaders/Backhoes	4	8.00	97	0.37
BTR Site Preparation	Rubber Tired Dozers	0	8.00	247	0.40
BTR Site Preparation	Tractors/Loaders/Backhoes	1	8.00	97	0.37
BTR Access Road Grading	Air Compressors	0	6.00	78	0.48
BTR Access Road Grading	Excavators	4	8.00	158	0.38
BTR Access Road Grading	Graders	0	8.00	187	0.41
BTR Access Road Grading	Rubber Tired Dozers	4	8.00	247	0.40
BTR Access Road Grading	Scrapers	0	8.00	367	0.48
BTR Access Road Grading	Tractors/Loaders/Backhoes	4	8.00	97	0.37
Dewatering Activities	Cranes	0	7.00	231	0.29
Dewatering Activities	Forklifts	0	8.00	89	0.20
Dewatering Activities	Generator Sets	0	8.00	84	0.74
Dewatering Activities	Pumps	4	24.00	84	0.74
Dewatering Activities	Tractors/Loaders/Backhoes	0	7.00	97	0.37
Dewatering Activities	Welders	0	8.00	46	0.45
Paving Haul Roads	Excavators	0	8.00	158	0.38
Paving Haul Roads	Graders	0	8.00	187	0.41
Paving Haul Roads	Pavers	1	8.00	130	0.42
Paving Haul Roads	Paving Equipment	1	8.00	132	0.36
Paving Haul Roads	Rollers	1	8.00	80	0.38
Paving Haul Roads	Rubber Tired Dozers	0	8.00	247	0.40

Paving Haul Roads	Scrapers	0	8.00	367	0.48
Paving Haul Roads	Tractors/Loaders/Backhoes	0	8.00	97	0.37
Culvert Crossing Repair	Cement and Mortar Mixers	1	8.00	9	0.56
Culvert Crossing Repair	Pavers	0	8.00	130	0.42
Culvert Crossing Repair	Paving Equipment	0	8.00	132	0.36
Culvert Crossing Repair	Rollers	0	8.00	80	0.38
BTR Grading and Hauling	Excavators	4	8.00	158	0.38
BTR Grading and Hauling	Graders	0	8.00	187	0.41
BTR Grading and Hauling	Off-Highway Trucks	7	8.00	511	0.38
BTR Grading and Hauling	Rubber Tired Dozers	4	8.00	247	0.40
BTR Grading and Hauling	Scrapers	0	8.00	367	0.48
BTR Grading and Hauling	Tractors/Loaders/Backhoes	4	8.00	97	0.37
SPS Grading	Excavators	0	8.00	158	0.38
SPS Grading	Graders	0	8.00	187	0.41
SPS Grading	Rubber Tired Dozers	4	8.00	247	0.40
SPS Grading	Scrapers	0	8.00	367	0.48
SPS Grading	Tractors/Loaders/Backhoes	4	8.00	97	0.37
SPS Construction	Cranes	0	7.00	231	0.29
SPS Construction	Forklifts	0	8.00	89	0.20
SPS Construction	Generator Sets	0	8.00	84	0.74
SPS Construction	Rubber Tired Dozers	4	8.00	247	0.40
SPS Construction	Tractors/Loaders/Backhoes	4	7.00	97	0.37
SPS Construction	Welders	0	8.00	46	0.45
Seasonal Stockpile/Crushing	Crushing/Proc. Equipment	1	8.00	85	0.78
Seasonal Stockpile/Crushing	Generator Sets	1	8.00	84	0.74
Seasonal Stockpile/Crushing	Tractors/Loaders/Backhoes	2	8.00	97	0.37
SPS Paving	Pavers	1	8.00	130	0.42
SPS Paving	Paving Equipment	1	8.00	132	0.36
SPS Paving	Rollers	1	8.00	80	0.38
Slope Protection Activity	Excavators	0	8.00	158	0.38

Slope Protection Activity	Graders	0	8.00	187	0.41
Slope Protection Activity	Rubber Tired Dozers	0	8.00	247	0.40
Slope Protection Activity	Scrapers	0	8.00	367	0.48
Slope Protection Activity	Tractors/Loaders/Backhoes	1	8.00	97	0.37
Hydroblasting for Cement Slurry	Generator Sets	1	8.00	84	0.74

Trips and VMT

Phase Name	Offroad Equipment Count	Worker Trip Number	Vendor Trip Number	Hauling Trip Number	Worker Trip Length	Vendor Trip Length	Hauling Trip Length	Worker Vehicle Class	Vendor Vehicle Class	Hauling Vehicle Class
SPS Site Preparation	6	30.00	10.00	0.00	19.80	10.00	20.00	LD_Mix	HDT_Mix	HHDT
BTR Site Preparation	1	20.00	10.00	0.00	19.80	10.00	20.00	LD_Mix	HDT_Mix	HHDT
BTR Access Road Grading	12	40.00	10.00	0.00	19.80	10.00	20.00	LD_Mix	HDT_Mix	HHDT
Dewatering Activities	4	30.00	0.00	0.00	19.80	7.90	20.00	LD_Mix	HDT_Mix	HHDT
Paving Haul Roads	3	6.00	0.00	0.00	19.80	7.90	20.00	LD_Mix	HDT_Mix	HHDT
Culvert Crossing Repair	1	16.00	0.00	0.00	19.80	7.90	20.00	LD_Mix	HDT_Mix	HHDT
BTR Grading and Hauling	19	96.00	10.00	0.00	19.80	10.00	20.00	LD_Mix	HDT_Mix	HHDT
SPS Grading	8	50.00	0.00	0.00	19.80	7.90	20.00	LD_Mix	HDT_Mix	HHDT
SPS Construction	8	0.00	10.00	0.00	19.80	10.00	20.00	LD_Mix	HDT_Mix	HHDT
Seasonal Stockpile/Crushing	4	16.00	0.00	0.00	19.80	7.90	20.00	LD_Mix	HDT_Mix	HHDT
SPS Paving	3	10.00	0.00	0.00	19.80	7.90	20.00	LD_Mix	HDT_Mix	HHDT
Slope Protection Activity	1	0.00	0.00	0.00	19.80	7.90	20.00	LD_Mix	HDT_Mix	HHDT
Hydroblasting for Cement Slurry	1	6.00	0.00	0.00	19.80	7.90	20.00	LD_Mix	HDT_Mix	HHDT
Sluicegate Repair			0.00	0.00	19.80	7.90				

3.1 Mitigation Measures Construction

Use Alternative Fuel for Construction Equipment

Use Cleaner Engines for Construction Equipment

Water Exposed Area

3.2 SPS Site Preparation - 2020

Unmitigated Construction On-Site

	ROG	NOx	CO	SO2	Fugitive PM10	Exhaust PM10	PM10 Total	Fugitive PM2.5	Exhaust PM2.5	PM2.5 Total	Bio- CO2	NBio-CO2	Total CO2	CH4	N2O	CO2e
Category	lb/day										lb/day					
Fugitive Dust					6.0221	0.0000	6.0221	3.3102	0.0000	3.3102			0.0000			0.0000
Off-Road	2.1625	22.1655	16.5182	0.0261		1.2043	1.2043		1.1080	1.1080		2,530.5350	2,530.5350	0.8184		2,550.9956
Total	**2.1625**	**22.1655**	**16.5182**	**0.0261**	**6.0221**	**1.2043**	**7.2264**	**3.3102**	**1.1080**	**4.4182**		**2,530.5350**	**2,530.5350**	**0.8184**		**2,550.9956**

Unmitigated Construction Off-Site

	ROG	NOx	CO	SO2	Fugitive PM10	Exhaust PM10	PM10 Total	Fugitive PM2.5	Exhaust PM2.5	PM2.5 Total	Bio- CO2	NBio-CO2	Total CO2	CH4	N2O	CO2e
Category	lb/day										lb/day					
Hauling	0.0000	0.0000	0.0000	0.0000	0.0000	0.0000	0.0000	0.0000	0.0000	0.0000		0.0000	0.0000	0.0000		0.0000
Vendor	0.0468	1.2800	0.3679	3.4300e-003	0.0927	7.2100e-003	0.0999	0.0267	6.8900e-003	0.0336		366.4121	366.4121	0.0216		366.9509
Worker	0.1957	0.1432	1.5709	4.4700e-003	0.4516	3.7100e-003	0.4553	0.1197	3.4200e-003	0.1232		445.1209	445.1209	0.0138		445.4670
Total	**0.2425**	**1.4232**	**1.9388**	**7.9000e-003**	**0.5442**	**0.0109**	**0.5551**	**0.1464**	**0.0103**	**0.1567**		**811.5330**	**811.5330**	**0.0354**		**812.4179**

Mitigated Construction On-Site

	ROG	NOx	CO	SO2	Fugitive PM10	Exhaust PM10	PM10 Total	Fugitive PM2.5	Exhaust PM2.5	PM2.5 Total	Bio- CO2	NBio-CO2	Total CO2	CH4	N2O	CO2e

Category	lb/day										lb/day					
Fugitive Dust					2.3486	0.0000	2.3486	1.2910	0.0000	1.2910			0.0000			0.0000
Off-Road	0.3200	1.3867	17.1199	0.0261		0.0427	0.0427		0.0427	0.0427	0.0000	2,530.5350	2,530.5350	0.8184		2,550.9956
Total	**0.3200**	**1.3867**	**17.1199**	**0.0261**	**2.3486**	**0.0427**	**2.3913**	**1.2910**	**0.0427**	**1.3337**	**0.0000**	**2,530.5350**	**2,530.5350**	**0.8184**		**2,550.9956**

Mitigated Construction Off-Site

	ROG	NOx	CO	SO2	Fugitive PM10	Exhaust PM10	PM10 Total	Fugitive PM2.5	Exhaust PM2.5	PM2.5 Total	Bio- CO2	NBio-CO2	Total CO2	CH4	N2O	CO2e
Category	lb/day										lb/day					
Hauling	0.0000	0.0000	0.0000	0.0000	0.0000	0.0000	0.0000	0.0000	0.0000	0.0000		0.0000	0.0000	0.0000		0.0000
Vendor	0.0468	1.2800	0.3679	3.4300e-003	0.0927	7.2100e-003	0.0999	0.0267	6.8900e-003	0.0336		366.4121	366.4121	0.0216		366.9509
Worker	0.1957	0.1432	1.5709	4.4700e-003	0.4516	3.7100e-003	0.4553	0.1197	3.4200e-003	0.1232		445.1209	445.1209	0.0138		445.4670
Total	**0.2425**	**1.4232**	**1.9388**	**7.9000e-003**	**0.5442**	**0.0109**	**0.5551**	**0.1464**	**0.0103**	**0.1567**		**811.5330**	**811.5330**	**0.0354**		**812.4179**

3.3 BTR Site Preparation - 2020

Unmitigated Construction On-Site

	ROG	NOx	CO	SO2	Fugitive PM10	Exhaust PM10	PM10 Total	Fugitive PM2.5	Exhaust PM2.5	PM2.5 Total	Bio- CO2	NBio-CO2	Total CO2	CH4	N2O	CO2e
Category	lb/day										lb/day					
Fugitive Dust					0.0000	0.0000	0.0000	0.0000	0.0000	0.0000			0.0000			0.0000
Off-Road	0.2095	2.1052	2.2797	3.1100e-003		0.1331	0.1331		0.1225	0.1225		300.7685	300.7685	0.0973		303.2004

Total	**0.2095**	**2.1052**	**2.2797**	**3.1100e-003**	**0.0000**	**0.1331**	**0.1331**	**0.0000**	**0.1225**	**0.1225**		**300.7685**	**300.7685**	**0.0973**		**303.2004**

Unmitigated Construction Off-Site

	ROG	NOx	CO	SO2	Fugitive PM10	Exhaust PM10	PM10 Total	Fugitive PM2.5	Exhaust PM2.5	PM2.5 Total	Bio- CO2	NBio-CO2	Total CO2	CH4	N2O	CO2e
Category	lb/day										lb/day					
Hauling	0.0000	0.0000	0.0000	0.0000	0.0000	0.0000	0.0000	0.0000	0.0000	0.0000		0.0000	0.0000	0.0000		0.0000
Vendor	0.0468	1.2800	0.3679	3.4300e-003	0.0927	7.2100e-003	0.0999	0.0267	6.8900e-003	0.0336		366.4121	366.4121	0.0216		366.9509
Worker	0.1305	0.0955	1.0473	2.9800e-003	0.3010	2.4700e-003	0.3035	0.0798	2.2800e-003	0.0821		296.7473	296.7473	9.2300e-003		296.9780
Total	**0.1773**	**1.3755**	**1.4152**	**6.4100e-003**	**0.3937**	**9.6800e-003**	**0.4034**	**0.1065**	**9.1700e-003**	**0.1157**		**663.1594**	**663.1594**	**0.0308**		**663.9289**

Mitigated Construction On-Site

	ROG	NOx	CO	SO2	Fugitive PM10	Exhaust PM10	PM10 Total	Fugitive PM2.5	Exhaust PM2.5	PM2.5 Total	Bio- CO2	NBio-CO2	Total CO2	CH4	N2O	CO2e
Category	lb/day										lb/day					
Fugitive Dust					0.0000	0.0000	0.0000	0.0000	0.0000	0.0000			0.0000			0.0000
Off-Road	0.0380	0.1646	2.3421	3.1100e-003		5.0600e-003	5.0600e-003		5.0600e-003	5.0600e-003	0.0000	300.7685	300.7685	0.0973		303.2004
Total	**0.0380**	**0.1646**	**2.3421**	**3.1100e-003**	**0.0000**	**5.0600e-003**	**5.0600e-003**	**0.0000**	**5.0600e-003**	**5.0600e-003**	**0.0000**	**300.7685**	**300.7685**	**0.0973**		**303.2004**

Mitigated Construction Off-Site

	ROG	NOx	CO	SO2	Fugitive PM10	Exhaust PM10	PM10 Total	Fugitive PM2.5	Exhaust PM2.5	PM2.5 Total	Bio- CO2	NBio-CO2	Total CO2	CH4	N2O	CO2e
Category	lb/day										lb/day					
Hauling	0.0000	0.0000	0.0000	0.0000	0.0000	0.0000	0.0000	0.0000	0.0000	0.0000		0.0000	0.0000	0.0000		0.0000
Vendor	0.0468	1.2800	0.3679	3.4300e-003	0.0927	7.2100e-003	0.0999	0.0267	6.8900e-003	0.0336		366.4121	366.4121	0.0216		366.9509
Worker	0.1305	0.0955	1.0473	2.9800e-003	0.3010	2.4700e-003	0.3035	0.0798	2.2800e-003	0.0821		296.7473	296.7473	9.2300e-003		296.9780
Total	**0.1773**	**1.3755**	**1.4152**	**6.4100e-003**	**0.3937**	**9.6800e-003**	**0.4034**	**0.1065**	**9.1700e-003**	**0.1157**		**663.1594**	**663.1594**	**0.0308**		**663.9289**

3.4 BTR Access Road Grading - 2020

Unmitigated Construction On-Site

	ROG	NOx	CO	SO2	Fugitive PM10	Exhaust PM10	PM10 Total	Fugitive PM2.5	Exhaust PM2.5	PM2.5 Total	Bio- CO2	NBio-CO2	Total CO2	CH4	N2O	CO2e
Category	lb/day										lb/day					
Fugitive Dust					24.0883	0.0000	24.0883	13.2409	0.0000	13.2409			0.0000			0.0000
Off-Road	6.1359	63.4001	38.7165	0.0672		3.2199	3.2199		2.9623	2.9623		6,512.9178	6,512.9178	2.1064		6,565.5780
Total	**6.1359**	**63.4001**	**38.7165**	**0.0672**	**24.0883**	**3.2199**	**27.3082**	**13.2409**	**2.9623**	**16.2032**		**6,512.9178**	**6,512.9178**	**2.1064**		**6,565.5780**

Unmitigated Construction Off-Site

	ROG	NOx	CO	SO2	Fugitive PM10	Exhaust PM10	PM10 Total	Fugitive PM2.5	Exhaust PM2.5	PM2.5 Total	Bio- CO2	NBio-CO2	Total CO2	CH4	N2O	CO2e
Category	lb/day										lb/day					

Hauling	0.0000	0.0000	0.0000	0.0000	0.0000	0.0000	0.0000	0.0000	0.0000	0.0000		0.0000	0.0000	0.0000		0.0000
Vendor	0.0468	1.2800	0.3679	3.4300e-003	0.0927	7.2100e-003	0.0999	0.0267	6.8900e-003	0.0336		366.4121	366.4121	0.0216		366.9509
Worker	0.2610	0.1909	2.0946	5.9600e-003	0.6021	4.9400e-003	0.6070	0.1597	4.5500e-003	0.1642		593.4946	593.4946	0.0185		593.9560
Total	**0.3078**	**1.4709**	**2.4625**	**9.3900e-003**	**0.6948**	**0.0122**	**0.7069**	**0.1863**	**0.0114**	**0.1978**		**959.9067**	**959.9067**	**0.0400**		**960.9069**

Mitigated Construction On-Site

	ROG	NOx	CO	SO2	Fugitive PM10	Exhaust PM10	PM10 Total	Fugitive PM2.5	Exhaust PM2.5	PM2.5 Total	Bio- CO2	NBio-CO2	Total CO2	CH4	N2O	CO2e
Category	lb/day										lb/day					
Fugitive Dust					9.3945	0.0000	9.3945	5.1640	0.0000	5.1640			0.0000			0.0000
Off-Road	0.8243	3.5718	40.3747	0.0672		0.1099	0.1099		0.1099	0.1099	0.0000	6,512.9178	6,512.9178	2.1064		6,565.5780
Total	**0.8243**	**3.5718**	**40.3747**	**0.0672**	**9.3945**	**0.1099**	**9.5044**	**5.1640**	**0.1099**	**5.2739**	**0.0000**	**6,512.9178**	**6,512.9178**	**2.1064**		**6,565.5780**

Mitigated Construction Off-Site

	ROG	NOx	CO	SO2	Fugitive PM10	Exhaust PM10	PM10 Total	Fugitive PM2.5	Exhaust PM2.5	PM2.5 Total	Bio- CO2	NBio-CO2	Total CO2	CH4	N2O	CO2e
Category	lb/day										lb/day					
Hauling	0.0000	0.0000	0.0000	0.0000	0.0000	0.0000	0.0000	0.0000	0.0000	0.0000		0.0000	0.0000	0.0000		0.0000
Vendor	0.0468	1.2800	0.3679	3.4300e-003	0.0927	7.2100e-003	0.0999	0.0267	6.8900e-003	0.0336		366.4121	366.4121	0.0216		366.9509
Worker	0.2610	0.1909	2.0946	5.9600e-003	0.6021	4.9400e-003	0.6070	0.1597	4.5500e-003	0.1642		593.4946	593.4946	0.0185		593.9560

Total	**0.3078**	**1.4709**	**2.4625**	**9.3900e-003**	**0.6948**	**0.0122**	**0.7069**	**0.1863**	**0.0114**	**0.1978**		**959.9067**	**959.9067**	**0.0400**		**960.9069**

3.5 Dewatering Activities - 2020

Unmitigated Construction On-Site

	ROG	NOx	CO	SO2	Fugitive PM10	Exhaust PM10	PM10 Total	Fugitive PM2.5	Exhaust PM2.5	PM2.5 Total	Bio- CO2	NBio-CO2	Total CO2	CH4	N2O	CO2e
Category	lb/day										lb/day					
Off-Road	5.0781	42.3485	45.1506	0.0789		2.4864	2.4864		2.4864	2.4864		7,476.4148	7,476.4148	0.4473		7,487.5972
Total	**5.0781**	**42.3485**	**45.1506**	**0.0789**		**2.4864**	**2.4864**		**2.4864**	**2.4864**		**7,476.4148**	**7,476.4148**	**0.4473**		**7,487.5972**

Unmitigated Construction Off-Site

	ROG	NOx	CO	SO2	Fugitive PM10	Exhaust PM10	PM10 Total	Fugitive PM2.5	Exhaust PM2.5	PM2.5 Total	Bio- CO2	NBio-CO2	Total CO2	CH4	N2O	CO2e
Category	lb/day										lb/day					
Hauling	0.0000	0.0000	0.0000	0.0000	0.0000	0.0000	0.0000	0.0000	0.0000	0.0000		0.0000	0.0000	0.0000		0.0000
Vendor	0.0000	0.0000	0.0000	0.0000	0.0000	0.0000	0.0000	0.0000	0.0000	0.0000		0.0000	0.0000	0.0000		0.0000
Worker	0.1957	0.1432	1.5709	4.4700e-003	0.4516	3.7100e-003	0.4553	0.1197	3.4200e-003	0.1232		445.1209	445.1209	0.0138		445.4670
Total	**0.1957**	**0.1432**	**1.5709**	**4.4700e-003**	**0.4516**	**3.7100e-003**	**0.4553**	**0.1197**	**3.4200e-003**	**0.1232**		**445.1209**	**445.1209**	**0.0138**		**445.4670**

Mitigated Construction On-Site

	ROG	NOx	CO	SO2	Fugitive PM10	Exhaust PM10	PM10 Total	Fugitive PM2.5	Exhaust PM2.5	PM2.5 Total	Bio- CO2	NBio-CO2	Total CO2	CH4	N2O	CO2e
Category	lb/day										lb/day					
Off-Road	0.0000	0.0000	0.0000	0.0789		0.0000	0.0000		0.0000	0.0000	0.0000	0.0000	0.0000	0.0000		0.0000
Total	**0.0000**	**0.0000**	**0.0000**	**0.0789**		**0.0000**	**0.0000**		**0.0000**	**0.0000**	**0.0000**	**0.0000**	**0.0000**	**0.0000**		**0.0000**

Mitigated Construction Off-Site

	ROG	NOx	CO	SO2	Fugitive PM10	Exhaust PM10	PM10 Total	Fugitive PM2.5	Exhaust PM2.5	PM2.5 Total	Bio- CO2	NBio-CO2	Total CO2	CH4	N2O	CO2e
Category	lb/day										lb/day					
Hauling	0.0000	0.0000	0.0000	0.0000	0.0000	0.0000	0.0000	0.0000	0.0000	0.0000		0.0000	0.0000	0.0000		0.0000
Vendor	0.0000	0.0000	0.0000	0.0000	0.0000	0.0000	0.0000	0.0000	0.0000	0.0000		0.0000	0.0000	0.0000		0.0000
Worker	0.1957	0.1432	1.5709	4.4700e-003	0.4516	3.7100e-003	0.4553	0.1197	3.4200e-003	0.1232		445.1209	445.1209	0.0138		445.4670
Total	**0.1957**	**0.1432**	**1.5709**	**4.4700e-003**	**0.4516**	**3.7100e-003**	**0.4553**	**0.1197**	**3.4200e-003**	**0.1232**		**445.1209**	**445.1209**	**0.0138**		**445.4670**

3.6 Paving Haul Roads - 2020

Unmitigated Construction On-Site

	ROG	NOx	CO	SO2	Fugitive PM10	Exhaust PM10	PM10 Total	Fugitive PM2.5	Exhaust PM2.5	PM2.5 Total	Bio- CO2	NBio-CO2	Total CO2	CH4	N2O	CO2e
Category	lb/day										lb/day					

Off-Road	0.6783	7.0328	7.3260	0.0114		0.3764	0.3764		0.3463	0.3463		1,103.8667	1,103.8667	0.3570		1,112.7920
Paving	0.6812					0.0000	0.0000		0.0000	0.0000			0.0000			0.0000
Total	**1.3595**	**7.0328**	**7.3260**	**0.0114**		**0.3764**	**0.3764**		**0.3463**	**0.3463**		**1,103.8667**	**1,103.8667**	**0.3570**		**1,112.7920**

Unmitigated Construction Off-Site

	ROG	NOx	CO	SO2	Fugitive PM10	Exhaust PM10	PM10 Total	Fugitive PM2.5	Exhaust PM2.5	PM2.5 Total	Bio- CO2	NBio-CO2	Total CO2	CH4	N2O	CO2e
Category	lb/day										lb/day					
Hauling	0.0000	0.0000	0.0000	0.0000	0.0000	0.0000	0.0000	0.0000	0.0000	0.0000		0.0000	0.0000	0.0000		0.0000
Vendor	0.0000	0.0000	0.0000	0.0000	0.0000	0.0000	0.0000	0.0000	0.0000	0.0000		0.0000	0.0000	0.0000		0.0000
Worker	0.0392	0.0286	0.3142	8.9000e-004	0.0903	7.4000e-004	0.0911	0.0240	6.8000e-004	0.0246		89.0242	89.0242	2.7700e-003		89.0934
Total	**0.0392**	**0.0286**	**0.3142**	**8.9000e-004**	**0.0903**	**7.4000e-004**	**0.0911**	**0.0240**	**6.8000e-004**	**0.0246**		**89.0242**	**89.0242**	**2.7700e-003**		**89.0934**

Mitigated Construction On-Site

	ROG	NOx	CO	SO2	Fugitive PM10	Exhaust PM10	PM10 Total	Fugitive PM2.5	Exhaust PM2.5	PM2.5 Total	Bio- CO2	NBio-CO2	Total CO2	CH4	N2O	CO2e
Category	lb/day										lb/day					
Off-Road	0.1402	0.6077	8.6478	0.0114		0.0187	0.0187		0.0187	0.0187	0.0000	1,103.8667	1,103.8667	0.3570		1,112.7920
Paving	0.6812					0.0000	0.0000		0.0000	0.0000			0.0000			0.0000
Total	**0.8214**	**0.6077**	**8.6478**	**0.0114**		**0.0187**	**0.0187**		**0.0187**	**0.0187**	**0.0000**	**1,103.8667**	**1,103.8667**	**0.3570**		**1,112.7920**

Mitigated Construction Off-Site

	ROG	NOx	CO	SO2	Fugitive PM10	Exhaust PM10	PM10 Total	Fugitive PM2.5	Exhaust PM2.5	PM2.5 Total	Bio- CO2	NBio-CO2	Total CO2	CH4	N2O	CO2e
Category	lb/day										lb/day					
Hauling	0.0000	0.0000	0.0000	0.0000	0.0000	0.0000	0.0000	0.0000	0.0000	0.0000		0.0000	0.0000	0.0000		0.0000
Vendor	0.0000	0.0000	0.0000	0.0000	0.0000	0.0000	0.0000	0.0000	0.0000	0.0000		0.0000	0.0000	0.0000		0.0000
Worker	0.0392	0.0286	0.3142	8.9000e-004	0.0903	7.4000e-004	0.0911	0.0240	6.8000e-004	0.0246		89.0242	89.0242	2.7700e-003		89.0934
Total	**0.0392**	**0.0286**	**0.3142**	**8.9000e-004**	**0.0903**	**7.4000e-004**	**0.0911**	**0.0240**	**6.8000e-004**	**0.0246**		**89.0242**	**89.0242**	**2.7700e-003**		**89.0934**

3.7 Culvert Crossing Repair - 2020

Unmitigated Construction On-Site

	ROG	NOx	CO	SO2	Fugitive PM10	Exhaust PM10	PM10 Total	Fugitive PM2.5	Exhaust PM2.5	PM2.5 Total	Bio- CO2	NBio-CO2	Total CO2	CH4	N2O	CO2e
Category	lb/day										lb/day					
Off-Road	0.0588	0.3682	0.3085	7.1000e-004		0.0143	0.0143		0.0143	0.0143		50.5163	50.5163	5.2400e-003		50.6474
Paving	0.6812					0.0000	0.0000		0.0000	0.0000			0.0000			0.0000
Total	**0.7400**	**0.3682**	**0.3085**	**7.1000e-004**		**0.0143**	**0.0143**		**0.0143**	**0.0143**		**50.5163**	**50.5163**	**5.2400e-003**		**50.6474**

Unmitigated Construction Off-Site

	ROG	NOx	CO	SO2	Fugitive PM10	Exhaust PM10	PM10 Total	Fugitive PM2.5	Exhaust PM2.5	PM2.5 Total	Bio- CO2	NBio-CO2	Total CO2	CH4	N2O	CO2e
Category	lb/day										lb/day					
Hauling	0.0000	0.0000	0.0000	0.0000	0.0000	0.0000	0.0000	0.0000	0.0000	0.0000		0.0000	0.0000	0.0000		0.0000
Vendor	0.0000	0.0000	0.0000	0.0000	0.0000	0.0000	0.0000	0.0000	0.0000	0.0000		0.0000	0.0000	0.0000		0.0000
Worker	0.1044	0.0764	0.8378	2.3800e-003	0.2408	1.9800e-003	0.2428	0.0639	1.8200e-003	0.0657		237.3978	237.3978	7.3800e-003		237.5824
Total	**0.1044**	**0.0764**	**0.8378**	**2.3800e-003**	**0.2408**	**1.9800e-003**	**0.2428**	**0.0639**	**1.8200e-003**	**0.0657**		**237.3978**	**237.3978**	**7.3800e-003**		**237.5824**

Mitigated Construction On-Site

	ROG	NOx	CO	SO2	Fugitive PM10	Exhaust PM10	PM10 Total	Fugitive PM2.5	Exhaust PM2.5	PM2.5 Total	Bio- CO2	NBio-CO2	Total CO2	CH4	N2O	CO2e
Category	lb/day										lb/day					
Off-Road	0.0000	0.0000	0.0000	7.1000e-004		0.0000	0.0000		0.0000	0.0000	0.0000	50.5163	50.5163	5.2400e-003		50.6474
Paving	0.6812					0.0000	0.0000		0.0000	0.0000			0.0000			0.0000
Total	**0.6812**	**0.0000**	**0.0000**	**7.1000e-004**		**0.0000**	**0.0000**		**0.0000**	**0.0000**	**0.0000**	**50.5163**	**50.5163**	**5.2400e-003**		**50.6474**

Mitigated Construction Off-Site

	ROG	NOx	CO	SO2	Fugitive PM10	Exhaust PM10	PM10 Total	Fugitive PM2.5	Exhaust PM2.5	PM2.5 Total	Bio- CO2	NBio-CO2	Total CO2	CH4	N2O	CO2e
Category	lb/day										lb/day					
Hauling	0.0000	0.0000	0.0000	0.0000	0.0000	0.0000	0.0000	0.0000	0.0000	0.0000		0.0000	0.0000	0.0000		0.0000

Vendor	0.0000	0.0000	0.0000	0.0000	0.0000	0.0000	0.0000	0.0000	0.0000	0.0000		0.0000	0.0000	0.0000		0.0000
Worker	0.1044	0.0764	0.8378	2.3800e-003	0.2408	1.9800e-003	0.2428	0.0639	1.8200e-003	0.0657		237.3978	237.3978	7.3800e-003		237.5824
Total	**0.1044**	**0.0764**	**0.8378**	**2.3800e-003**	**0.2408**	**1.9800e-003**	**0.2428**	**0.0639**	**1.8200e-003**	**0.0657**		**237.3978**	**237.3978**	**7.3800e-003**		**237.5824**

3.8 BTR Grading and Hauling - 2020

Unmitigated Construction On-Site

	ROG	NOx	CO	SO2	Fugitive PM10	Exhaust PM10	PM10 Total	Fugitive PM2.5	Exhaust PM2.5	PM2.5 Total	Bio- CO2	NBio-CO2	Total CO2	CH4	N2O	CO2e
Category	lb/day										lb/day					
Fugitive Dust					24.0883	0.0000	24.0883	13.2409	0.0000	13.2409			0.0000			0.0000
Off-Road	13.6228	136.7141	87.3062	0.1842		6.0875	6.0875		5.6005	5.6005		17,846.2649	17,846.2649	5.7718		17,990.5609
Total	**13.6228**	**136.7141**	**87.3062**	**0.1842**	**24.0883**	**6.0875**	**30.1758**	**13.2409**	**5.6005**	**18.8414**		**17,846.2649**	**17,846.2649**	**5.7718**		**17,990.5609**

Unmitigated Construction Off-Site

	ROG	NOx	CO	SO2	Fugitive PM10	Exhaust PM10	PM10 Total	Fugitive PM2.5	Exhaust PM2.5	PM2.5 Total	Bio- CO2	NBio-CO2	Total CO2	CH4	N2O	CO2e
Category	lb/day										lb/day					
Hauling	0.0000	0.0000	0.0000	0.0000	0.0000	0.0000	0.0000	0.0000	0.0000	0.0000		0.0000	0.0000	0.0000		0.0000
Vendor	0.0468	1.2800	0.3679	3.4300e-003	0.0927	7.2100e-003	0.0999	0.0267	6.8900e-003	0.0336		366.4121	366.4121	0.0216		366.9509
Worker	0.6264	0.4582	5.0269	0.0143	1.4450	0.0119	1.4569	0.3832	0.0109	0.3941		1,424.3869	1,424.3869	0.0443		1,425.4944
Total	**0.6732**	**1.7382**	**5.3949**	**0.0177**	**1.5377**	**0.0191**	**1.5567**	**0.4099**	**0.0178**	**0.4277**		**1,790.7990**	**1,790.7990**	**0.0659**		**1,792.4453**

Mitigated Construction On-Site

	ROG	NOx	CO	SO2	Fugitive PM10	Exhaust PM10	PM10 Total	Fugitive PM2.5	Exhaust PM2.5	PM2.5 Total	Bio- CO2	NBio-CO2	Total CO2	CH4	N2O	CO2e
Category	lb/day										lb/day					
Fugitive Dust					9.3945	0.0000	9.3945	5.1640	0.0000	5.1640			0.0000			0.0000
Off-Road	2.2627	9.8049	93.1158	0.1842		0.3017	0.3017		0.3017	0.3017	0.0000	17,846.2648	17,846.2648	5.7718		17,990.5609
Total	**2.2627**	**9.8049**	**93.1158**	**0.1842**	**9.3945**	**0.3017**	**9.6961**	**5.1640**	**0.3017**	**5.4656**	**0.0000**	**17,846.2648**	**17,846.2648**	**5.7718**		**17,990.5609**

Mitigated Construction Off-Site

	ROG	NOx	CO	SO2	Fugitive PM10	Exhaust PM10	PM10 Total	Fugitive PM2.5	Exhaust PM2.5	PM2.5 Total	Bio- CO2	NBio-CO2	Total CO2	CH4	N2O	CO2e
Category	lb/day										lb/day					
Hauling	0.0000	0.0000	0.0000	0.0000	0.0000	0.0000	0.0000	0.0000	0.0000	0.0000		0.0000	0.0000	0.0000		0.0000
Vendor	0.0468	1.2800	0.3679	3.4300e-003	0.0927	7.2100e-003	0.0999	0.0267	6.8900e-003	0.0336		366.4121	366.4121	0.0216		366.9509
Worker	0.6264	0.4582	5.0269	0.0143	1.4450	0.0119	1.4569	0.3832	0.0109	0.3941		1,424.3869	1,424.3869	0.0443		1,425.4944
Total	**0.6732**	**1.7382**	**5.3949**	**0.0177**	**1.5377**	**0.0191**	**1.5567**	**0.4099**	**0.0178**	**0.4277**		**1,790.7990**	**1,790.7990**	**0.0659**		**1,792.4453**

3.9 SPS Grading - 2020

Unmitigated Construction On-Site

	ROG	NOx	CO	SO2	Fugitive PM10	Exhaust PM10	PM10 Total	Fugitive PM2.5	Exhaust PM2.5	PM2.5 Total	Bio- CO2	NBio-CO2	Total CO2	CH4	N2O	CO2e
Category	lb/day										lb/day					
Fugitive Dust					24.0883	0.0000	24.0883	13.2409	0.0000	13.2409			0.0000			0.0000
Off-Road	5.1560	53.7496	25.6452	0.0465		2.7524	2.7524		2.5322	2.5322		4,512.4441	4,512.4441	1.4594		4,548.9295
Total	**5.1560**	**53.7496**	**25.6452**	**0.0465**	**24.0883**	**2.7524**	**26.8407**	**13.2409**	**2.5322**	**15.7731**		**4,512.4441**	**4,512.4441**	**1.4594**		**4,548.9295**

Unmitigated Construction Off-Site

	ROG	NOx	CO	SO2	Fugitive PM10	Exhaust PM10	PM10 Total	Fugitive PM2.5	Exhaust PM2.5	PM2.5 Total	Bio- CO2	NBio-CO2	Total CO2	CH4	N2O	CO2e
Category	lb/day										lb/day					
Hauling	0.0000	0.0000	0.0000	0.0000	0.0000	0.0000	0.0000	0.0000	0.0000	0.0000		0.0000	0.0000	0.0000		0.0000
Vendor	0.0000	0.0000	0.0000	0.0000	0.0000	0.0000	0.0000	0.0000	0.0000	0.0000		0.0000	0.0000	0.0000		0.0000
Worker	0.3262	0.2386	2.6182	7.4500e-003	0.7526	6.1800e-003	0.7588	0.1996	5.6900e-003	0.2053		741.8682	741.8682	0.0231		742.4450
Total	**0.3262**	**0.2386**	**2.6182**	**7.4500e-003**	**0.7526**	**6.1800e-003**	**0.7588**	**0.1996**	**5.6900e-003**	**0.2053**		**741.8682**	**741.8682**	**0.0231**		**742.4450**

Mitigated Construction On-Site

	ROG	NOx	CO	SO2	Fugitive PM10	Exhaust PM10	PM10 Total	Fugitive PM2.5	Exhaust PM2.5	PM2.5 Total	Bio- CO2	NBio-CO2	Total CO2	CH4	N2O	CO2e
Category	lb/day										lb/day					
Fugitive Dust					9.3945	0.0000	9.3945	5.1640	0.0000	5.1640			0.0000			0.0000

Off-Road	0.5701	2.4706	24.7026	0.0465		0.0760	0.0760		0.0760	0.0760	0.0000	4,512.4441	4,512.4441	1.4594		4,548.9295
Total	**0.5701**	**2.4706**	**24.7026**	**0.0465**	**9.3945**	**0.0760**	**9.4705**	**5.1640**	**0.0760**	**5.2400**	**0.0000**	**4,512.4441**	**4,512.4441**	**1.4594**		**4,548.9295**

Mitigated Construction Off-Site

	ROG	NOx	CO	SO2	Fugitive PM10	Exhaust PM10	PM10 Total	Fugitive PM2.5	Exhaust PM2.5	PM2.5 Total	Bio- CO2	NBio-CO2	Total CO2	CH4	N2O	CO2e
Category	lb/day										lb/day					
Hauling	0.0000	0.0000	0.0000	0.0000	0.0000	0.0000	0.0000	0.0000	0.0000	0.0000		0.0000	0.0000	0.0000		0.0000
Vendor	0.0000	0.0000	0.0000	0.0000	0.0000	0.0000	0.0000	0.0000	0.0000	0.0000		0.0000	0.0000	0.0000		0.0000
Worker	0.3262	0.2386	2.6182	7.4500e-003	0.7526	6.1800e-003	0.7588	0.1996	5.6900e-003	0.2053		741.8682	741.8682	0.0231		742.4450
Total	**0.3262**	**0.2386**	**2.6182**	**7.4500e-003**	**0.7526**	**6.1800e-003**	**0.7588**	**0.1996**	**5.6900e-003**	**0.2053**		**741.8682**	**741.8682**	**0.0231**		**742.4450**

3.10 SPS Construction - 2020

Unmitigated Construction On-Site

	ROG	NOx	CO	SO2	Fugitive PM10	Exhaust PM10	PM10 Total	Fugitive PM2.5	Exhaust PM2.5	PM2.5 Total	Bio- CO2	NBio-CO2	Total CO2	CH4	N2O	CO2e
Category	lb/day										lb/day					
Off-Road	5.0512	52.6970	24.5054	0.0450		2.6858	2.6858		2.4710	2.4710		4,362.0598	4,362.0598	1.4108		4,397.3293
Total	**5.0512**	**52.6970**	**24.5054**	**0.0450**		**2.6858**	**2.6858**		**2.4710**	**2.4710**		**4,362.0598**	**4,362.0598**	**1.4108**		**4,397.3293**

Unmitigated Construction Off-Site

	ROG	NOx	CO	SO2	Fugitive PM10	Exhaust PM10	PM10 Total	Fugitive PM2.5	Exhaust PM2.5	PM2.5 Total	Bio- CO2	NBio-CO2	Total CO2	CH4	N2O	CO2e
Category	lb/day										lb/day					
Hauling	0.0000	0.0000	0.0000	0.0000	0.0000	0.0000	0.0000	0.0000	0.0000	0.0000		0.0000	0.0000	0.0000		0.0000
Vendor	0.0468	1.2800	0.3679	3.4300e-003	0.0927	7.2100e-003	0.0999	0.0267	6.8900e-003	0.0336		366.4121	366.4121	0.0216		366.9509
Worker	0.0000	0.0000	0.0000	0.0000	0.0000	0.0000	0.0000	0.0000	0.0000	0.0000		0.0000	0.0000	0.0000		0.0000
Total	**0.0468**	**1.2800**	**0.3679**	**3.4300e-003**	**0.0927**	**7.2100e-003**	**0.0999**	**0.0267**	**6.8900e-003**	**0.0336**		**366.4121**	**366.4121**	**0.0216**		**366.9509**

Mitigated Construction On-Site

	ROG	NOx	CO	SO2	Fugitive PM10	Exhaust PM10	PM10 Total	Fugitive PM2.5	Exhaust PM2.5	PM2.5 Total	Bio- CO2	NBio-CO2	Total CO2	CH4	N2O	CO2e
Category	lb/day										lb/day					
Off-Road	0.5511	2.3883	23.5315	0.0450		0.0735	0.0735		0.0735	0.0735	0.0000	4,362.0598	4,362.0598	1.4108		4,397.3293
Total	**0.5511**	**2.3883**	**23.5315**	**0.0450**		**0.0735**	**0.0735**		**0.0735**	**0.0735**	**0.0000**	**4,362.0598**	**4,362.0598**	**1.4108**		**4,397.3293**

Mitigated Construction Off-Site

	ROG	NOx	CO	SO2	Fugitive PM10	Exhaust PM10	PM10 Total	Fugitive PM2.5	Exhaust PM2.5	PM2.5 Total	Bio- CO2	NBio-CO2	Total CO2	CH4	N2O	CO2e

Category	lb/day											lb/day				
Hauling	0.0000	0.0000	0.0000	0.0000	0.0000	0.0000	0.0000	0.0000	0.0000	0.0000		0.0000	0.0000	0.0000		0.0000
Vendor	0.0468	1.2800	0.3679	3.4300e-003	0.0927	7.2100e-003	0.0999	0.0267	6.8900e-003	0.0336		366.4121	366.4121	0.0216		366.9509
Worker	0.0000	0.0000	0.0000	0.0000	0.0000	0.0000	0.0000	0.0000	0.0000	0.0000		0.0000	0.0000	0.0000		0.0000
Total	**0.0468**	**1.2800**	**0.3679**	**3.4300e-003**	**0.0927**	**7.2100e-003**	**0.0999**	**0.0267**	**6.8900e-003**	**0.0336**		**366.4121**	**366.4121**	**0.0216**		**366.9509**

3.11 Seasonal Stockpile/Crushing - 2020

Unmitigated Construction On-Site

	ROG	NOx	CO	SO2	Fugitive PM10	Exhaust PM10	PM10 Total	Fugitive PM2.5	Exhaust PM2.5	PM2.5 Total	Bio- CO2	NBio-CO2	Total CO2	CH4	N2O	CO2e
Category	lb/day											lb/day				
Off-Road	1.3712	11.4881	12.6172	0.0198		0.7034	0.7034		0.6821	0.6821		1,889.1017	1,889.1017	0.2787		1,896.0703
Total	**1.3712**	**11.4881**	**12.6172**	**0.0198**		**0.7034**	**0.7034**		**0.6821**	**0.6821**		**1,889.1017**	**1,889.1017**	**0.2787**		**1,896.0703**

Unmitigated Construction Off-Site

	ROG	NOx	CO	SO2	Fugitive PM10	Exhaust PM10	PM10 Total	Fugitive PM2.5	Exhaust PM2.5	PM2.5 Total	Bio- CO2	NBio-CO2	Total CO2	CH4	N2O	CO2e
Category	lb/day											lb/day				
Hauling	0.0000	0.0000	0.0000	0.0000	0.0000	0.0000	0.0000	0.0000	0.0000	0.0000		0.0000	0.0000	0.0000		0.0000
Vendor	0.0000	0.0000	0.0000	0.0000	0.0000	0.0000	0.0000	0.0000	0.0000	0.0000		0.0000	0.0000	0.0000		0.0000

Worker	0.1044	0.0764	0.8378	2.3800e-003	0.2408	1.9800e-003	0.2428	0.0639	1.8200e-003	0.0657		237.3978	237.3978	7.3800e-003		237.5824
Total	**0.1044**	**0.0764**	**0.8378**	**2.3800e-003**	**0.2408**	**1.9800e-003**	**0.2428**	**0.0639**	**1.8200e-003**	**0.0657**		**237.3978**	**237.3978**	**7.3800e-003**		**237.5824**

Mitigated Construction On-Site

	ROG	NOx	CO	SO2	Fugitive PM10	Exhaust PM10	PM10 Total	Fugitive PM2.5	Exhaust PM2.5	PM2.5 Total	Bio- CO2	NBio-CO2	Total CO2	CH4	N2O	CO2e
Category	lb/day										lb/day					
Off-Road	0.2119	0.9182	13.0670	0.0198		0.0283	0.0283		0.0283	0.0283	0.0000	1,889.1017	1,889.1017	0.2787		1,896.0703
Total	**0.2119**	**0.9182**	**13.0670**	**0.0198**		**0.0283**	**0.0283**		**0.0283**	**0.0283**	**0.0000**	**1,889.1017**	**1,889.1017**	**0.2787**		**1,896.0703**

Mitigated Construction Off-Site

	ROG	NOx	CO	SO2	Fugitive PM10	Exhaust PM10	PM10 Total	Fugitive PM2.5	Exhaust PM2.5	PM2.5 Total	Bio- CO2	NBio-CO2	Total CO2	CH4	N2O	CO2e
Category	lb/day										lb/day					
Hauling	0.0000	0.0000	0.0000	0.0000	0.0000	0.0000	0.0000	0.0000	0.0000	0.0000		0.0000	0.0000	0.0000		0.0000
Vendor	0.0000	0.0000	0.0000	0.0000	0.0000	0.0000	0.0000	0.0000	0.0000	0.0000		0.0000	0.0000	0.0000		0.0000
Worker	0.1044	0.0764	0.8378	2.3800e-003	0.2408	1.9800e-003	0.2428	0.0639	1.8200e-003	0.0657		237.3978	237.3978	7.3800e-003		237.5824
Total	**0.1044**	**0.0764**	**0.8378**	**2.3800e-003**	**0.2408**	**1.9800e-003**	**0.2428**	**0.0639**	**1.8200e-003**	**0.0657**		**237.3978**	**237.3978**	**7.3800e-003**		**237.5824**

3.12 SPS Paving - 2020

Unmitigated Construction On-Site

	ROG	NOx	CO	SO2	Fugitive PM10	Exhaust PM10	PM10 Total	Fugitive PM2.5	Exhaust PM2.5	PM2.5 Total	Bio- CO2	NBio-CO2	Total CO2	CH4	N2O	CO2e
Category	lb/day										lb/day					
Off-Road	0.6783	7.0328	7.3260	0.0114		0.3764	0.3764		0.3463	0.3463		1,103.8667	1,103.8667	0.3570		1,112.7920
Paving	0.3275					0.0000	0.0000		0.0000	0.0000			0.0000			0.0000
Total	**1.0058**	**7.0328**	**7.3260**	**0.0114**		**0.3764**	**0.3764**		**0.3463**	**0.3463**		**1,103.8667**	**1,103.8667**	**0.3570**		**1,112.7920**

Unmitigated Construction Off-Site

	ROG	NOx	CO	SO2	Fugitive PM10	Exhaust PM10	PM10 Total	Fugitive PM2.5	Exhaust PM2.5	PM2.5 Total	Bio- CO2	NBio-CO2	Total CO2	CH4	N2O	CO2e
Category	lb/day										lb/day					
Hauling	0.0000	0.0000	0.0000	0.0000	0.0000	0.0000	0.0000	0.0000	0.0000	0.0000		0.0000	0.0000	0.0000		0.0000
Vendor	0.0000	0.0000	0.0000	0.0000	0.0000	0.0000	0.0000	0.0000	0.0000	0.0000		0.0000	0.0000	0.0000		0.0000
Worker	0.0653	0.0477	0.5236	1.4900e-003	0.1505	1.2400e-003	0.1518	0.0399	1.1400e-003	0.0411		148.3736	148.3736	4.6100e-003		148.4890
Total	**0.0653**	**0.0477**	**0.5236**	**1.4900e-003**	**0.1505**	**1.2400e-003**	**0.1518**	**0.0399**	**1.1400e-003**	**0.0411**		**148.3736**	**148.3736**	**4.6100e-003**		**148.4890**

Mitigated Construction On-Site

	ROG	NOx	CO	SO2	Fugitive PM10	Exhaust PM10	PM10 Total	Fugitive PM2.5	Exhaust PM2.5	PM2.5 Total	Bio- CO2	NBio-CO2	Total CO2	CH4	N2O	CO2e

Category	lb/day										lb/day					
Off-Road	0.1402	0.6077	8.6478	0.0114		0.0187	0.0187		0.0187	0.0187	0.0000	1,103.8667	1,103.8667	0.3570		1,112.7920
Paving	0.3275					0.0000	0.0000		0.0000	0.0000			0.0000			0.0000
Total	**0.4677**	**0.6077**	**8.6478**	**0.0114**		**0.0187**	**0.0187**		**0.0187**	**0.0187**	**0.0000**	**1,103.8667**	**1,103.8667**	**0.3570**		**1,112.7920**

Mitigated Construction Off-Site

	ROG	NOx	CO	SO2	Fugitive PM10	Exhaust PM10	PM10 Total	Fugitive PM2.5	Exhaust PM2.5	PM2.5 Total	Bio- CO2	NBio-CO2	Total CO2	CH4	N2O	CO2e
Category	lb/day										lb/day					
Hauling	0.0000	0.0000	0.0000	0.0000	0.0000	0.0000	0.0000	0.0000	0.0000	0.0000		0.0000	0.0000	0.0000		0.0000
Vendor	0.0000	0.0000	0.0000	0.0000	0.0000	0.0000	0.0000	0.0000	0.0000	0.0000		0.0000	0.0000	0.0000		0.0000
Worker	0.0653	0.0477	0.5236	1.4900e-003	0.1505	1.2400e-003	0.1518	0.0399	1.1400e-003	0.0411		148.3736	148.3736	4.6100e-003		148.4890
Total	**0.0653**	**0.0477**	**0.5236**	**1.4900e-003**	**0.1505**	**1.2400e-003**	**0.1518**	**0.0399**	**1.1400e-003**	**0.0411**		**148.3736**	**148.3736**	**4.6100e-003**		**148.4890**

3.13 Slope Protection Activity - 2020

Unmitigated Construction On-Site

	ROG	NOx	CO	SO2	Fugitive PM10	Exhaust PM10	PM10 Total	Fugitive PM2.5	Exhaust PM2.5	PM2.5 Total	Bio- CO2	NBio-CO2	Total CO2	CH4	N2O	CO2e
Category	lb/day										lb/day					
Fugitive Dust					0.0000	0.0000	0.0000	0.0000	0.0000	0.0000			0.0000			0.0000
Off-Road	0.2095	2.1052	2.2797	3.1100e-003		0.1331	0.1331		0.1225	0.1225		300.7685	300.7685	0.0973		303.2004

Total	**0.2095**	**2.1052**	**2.2797**	**3.1100e-003**	**0.0000**	**0.1331**	**0.1331**	**0.0000**	**0.1225**	**0.1225**		**300.7685**	**300.7685**	**0.0973**		**303.2004**

Unmitigated Construction Off-Site

	ROG	NOx	CO	SO2	Fugitive PM10	Exhaust PM10	PM10 Total	Fugitive PM2.5	Exhaust PM2.5	PM2.5 Total	Bio- CO2	NBio-CO2	Total CO2	CH4	N2O	CO2e
Category	lb/day										lb/day					
Hauling	0.0000	0.0000	0.0000	0.0000	0.0000	0.0000	0.0000	0.0000	0.0000	0.0000		0.0000	0.0000	0.0000		0.0000
Vendor	0.0000	0.0000	0.0000	0.0000	0.0000	0.0000	0.0000	0.0000	0.0000	0.0000		0.0000	0.0000	0.0000		0.0000
Worker	0.0000	0.0000	0.0000	0.0000	0.0000	0.0000	0.0000	0.0000	0.0000	0.0000		0.0000	0.0000	0.0000		0.0000
Total	**0.0000**	**0.0000**	**0.0000**	**0.0000**	**0.0000**	**0.0000**	**0.0000**	**0.0000**	**0.0000**	**0.0000**		**0.0000**	**0.0000**	**0.0000**		**0.0000**

Mitigated Construction On-Site

	ROG	NOx	CO	SO2	Fugitive PM10	Exhaust PM10	PM10 Total	Fugitive PM2.5	Exhaust PM2.5	PM2.5 Total	Bio- CO2	NBio-CO2	Total CO2	CH4	N2O	CO2e
Category	lb/day										lb/day					
Fugitive Dust					0.0000	0.0000	0.0000	0.0000	0.0000	0.0000			0.0000			0.0000
Off-Road	0.0380	0.1646	2.3421	3.1100e-003		5.0600e-003	5.0600e-003		5.0600e-003	5.0600e-003	0.0000	300.7685	300.7685	0.0973		303.2004
Total	**0.0380**	**0.1646**	**2.3421**	**3.1100e-003**	**0.0000**	**5.0600e-003**	**5.0600e-003**	**0.0000**	**5.0600e-003**	**5.0600e-003**	**0.0000**	**300.7685**	**300.7685**	**0.0973**		**303.2004**

Mitigated Construction Off-Site

	ROG	NOx	CO	SO2	Fugitive PM10	Exhaust PM10	PM10 Total	Fugitive PM2.5	Exhaust PM2.5	PM2.5 Total	Bio- CO2	NBio-CO2	Total CO2	CH4	N2O	CO2e
Category	lb/day										lb/day					
Hauling	0.0000	0.0000	0.0000	0.0000	0.0000	0.0000	0.0000	0.0000	0.0000	0.0000		0.0000	0.0000	0.0000		0.0000
Vendor	0.0000	0.0000	0.0000	0.0000	0.0000	0.0000	0.0000	0.0000	0.0000	0.0000		0.0000	0.0000	0.0000		0.0000
Worker	0.0000	0.0000	0.0000	0.0000	0.0000	0.0000	0.0000	0.0000	0.0000	0.0000		0.0000	0.0000	0.0000		0.0000
Total	**0.0000**	**0.0000**	**0.0000**	**0.0000**	**0.0000**	**0.0000**	**0.0000**	**0.0000**	**0.0000**	**0.0000**		**0.0000**	**0.0000**	**0.0000**		**0.0000**

3.14 Hydroblasting for Cement Slurry - 2020

Unmitigated Construction On-Site

	ROG	NOx	CO	SO2	Fugitive PM10	Exhaust PM10	PM10 Total	Fugitive PM2.5	Exhaust PM2.5	PM2.5 Total	Bio- CO2	NBio-CO2	Total CO2	CH4	N2O	CO2e
Category	lb/day										lb/day					
Off-Road	0.3991	3.4786	3.7055	6.5800e-003		0.1962	0.1962		0.1962	0.1962		623.0346	623.0346	0.0351		623.9116
Total	**0.3991**	**3.4786**	**3.7055**	**6.5800e-003**		**0.1962**	**0.1962**		**0.1962**	**0.1962**		**623.0346**	**623.0346**	**0.0351**		**623.9116**

Unmitigated Construction Off-Site

	ROG	NOx	CO	SO2	Fugitive PM10	Exhaust PM10	PM10 Total	Fugitive PM2.5	Exhaust PM2.5	PM2.5 Total	Bio- CO2	NBio-CO2	Total CO2	CH4	N2O	CO2e
Category	lb/day										lb/day					

Hauling	0.0000	0.0000	0.0000	0.0000	0.0000	0.0000	0.0000	0.0000	0.0000	0.0000		0.0000	0.0000	0.0000		0.0000
Vendor	0.0000	0.0000	0.0000	0.0000	0.0000	0.0000	0.0000	0.0000	0.0000	0.0000		0.0000	0.0000	0.0000		0.0000
Worker	0.0392	0.0286	0.3142	8.9000e-004	0.0903	7.4000e-004	0.0911	0.0240	6.8000e-004	0.0246		89.0242	89.0242	2.7700e-003		89.0934
Total	**0.0392**	**0.0286**	**0.3142**	**8.9000e-004**	**0.0903**	**7.4000e-004**	**0.0911**	**0.0240**	**6.8000e-004**	**0.0246**		**89.0242**	**89.0242**	**2.7700e-003**		**89.0934**

Mitigated Construction On-Site

	ROG	NOx	CO	SO2	Fugitive PM10	Exhaust PM10	PM10 Total	Fugitive PM2.5	Exhaust PM2.5	PM2.5 Total	Bio- CO2	NBio-CO2	Total CO2	CH4	N2O	CO2e
Category	lb/day										lb/day					
Off-Road	0.0658	0.2850	4.0564	6.5800e-003		8.7700e-003	8.7700e-003		8.7700e-003	8.7700e-003	0.0000	623.0346	623.0346	0.0351		623.9116
Total	**0.0658**	**0.2850**	**4.0564**	**6.5800e-003**		**8.7700e-003**	**8.7700e-003**		**8.7700e-003**	**8.7700e-003**	**0.0000**	**623.0346**	**623.0346**	**0.0351**		**623.9116**

Mitigated Construction Off-Site

	ROG	NOx	CO	SO2	Fugitive PM10	Exhaust PM10	PM10 Total	Fugitive PM2.5	Exhaust PM2.5	PM2.5 Total	Bio- CO2	NBio-CO2	Total CO2	CH4	N2O	CO2e
Category	lb/day										lb/day					
Hauling	0.0000	0.0000	0.0000	0.0000	0.0000	0.0000	0.0000	0.0000	0.0000	0.0000		0.0000	0.0000	0.0000		0.0000
Vendor	0.0000	0.0000	0.0000	0.0000	0.0000	0.0000	0.0000	0.0000	0.0000	0.0000		0.0000	0.0000	0.0000		0.0000
Worker	0.0392	0.0286	0.3142	8.9000e-004	0.0903	7.4000e-004	0.0911	0.0240	6.8000e-004	0.0246		89.0242	89.0242	2.7700e-003		89.0934

Total	**0.0392**	**0.0286**	**0.3142**	**8.9000e-004**	**0.0903**	**7.4000e-004**	**0.0911**	**0.0240**	**6.8000e-004**	**0.0246**		**89.0242**	**89.0242**	**2.7700e-003**		**89.0934**

3.15 Sluicegate Repair - 2020

Unmitigated Construction Off-Site

	ROG	NOx	CO	SO2	Fugitive PM10	Exhaust PM10	PM10 Total	Fugitive PM2.5	Exhaust PM2.5	PM2.5 Total	Bio- CO2	NBio-CO2	Total CO2	CH4	N2O	CO2e
Category	lb/day										lb/day					
Hauling					0.0000	0.0000	0.0000	0.0000	0.0000	0.0000			0.0000			0.0000
Vendor					0.0000	0.0000	0.0000	0.0000	0.0000	0.0000			0.0000			0.0000
Worker					0.0000	0.0000	0.0000	0.0000	0.0000	0.0000			0.0000			0.0000
Total					**0.0000**	**0.0000**	**0.0000**	**0.0000**	**0.0000**	**0.0000**			**0.0000**			**0.0000**

Mitigated Construction Off-Site

	ROG	NOx	CO	SO2	Fugitive PM10	Exhaust PM10	PM10 Total	Fugitive PM2.5	Exhaust PM2.5	PM2.5 Total	Bio- CO2	NBio-CO2	Total CO2	CH4	N2O	CO2e
Category	lb/day										lb/day					
Hauling					0.0000	0.0000	0.0000	0.0000	0.0000	0.0000			0.0000			0.0000
Vendor					0.0000	0.0000	0.0000	0.0000	0.0000	0.0000			0.0000			0.0000
Worker					0.0000	0.0000	0.0000	0.0000	0.0000	0.0000			0.0000			0.0000
Total					**0.0000**	**0.0000**	**0.0000**	**0.0000**	**0.0000**	**0.0000**			**0.0000**			**0.0000**

4.0 Operational Detail - Mobile

4.1 Mitigation Measures Mobile

	ROG	NOx	CO	SO2	Fugitive PM10	Exhaust PM10	PM10 Total	Fugitive PM2.5	Exhaust PM2.5	PM2.5 Total	Bio- CO2	NBio-CO2	Total CO2	CH4	N2O	CO2e
Category	lb/day										lb/day					
Mitigated	0.0000	0.0000	0.0000	0.0000	0.0000	0.0000	0.0000	0.0000	0.0000	0.0000		0.0000	0.0000	0.0000		0.0000
Unmitigated	0.0000	0.0000	0.0000	0.0000	0.0000	0.0000	0.0000	0.0000	0.0000	0.0000		0.0000	0.0000	0.0000		0.0000

4.2 Trip Summary Information

	Average Daily Trip Rate			Unmitigated	Mitigated
Land Use	Weekday	Saturday	Sunday	Annual VMT	Annual VMT
Other Asphalt Surfaces	0.00	0.00	0.00		
User Defined Industrial	0.00	0.00	0.00		
Total	0.00	0.00	0.00		

4.3 Trip Type Information

	Miles			Trip %			Trip Purpose %		
Land Use	H-W or C-W	H-S or C-C	H-O or C-NW	H-W or C-W	H-S or C-C	H-O or C-NW	Primary	Diverted	Pass-by
Other Asphalt Surfaces	18.50	10.10	7.90	0.00	0.00	0.00	0	0	0
User Defined Industrial	18.50	10.10	7.90	0.00	0.00	0.00	0	0	0

4.4 Fleet Mix

Land Use	LDA	LDT1	LDT2	MDV	LHD1	LHD2	MHD	HHD	OBUS	UBUS	MCY	SBUS	MH
Other Asphalt Surfaces	0.547726	0.045437	0.201480	0.122768	0.016614	0.006090	0.019326	0.029174	0.002438	0.002359	0.005005	0.000677	0.000907
User Defined Industrial	0.547726	0.045437	0.201480	0.122768	0.016614	0.006090	0.019326	0.029174	0.002438	0.002359	0.005005	0.000677	0.000907

5.0 Energy Detail

Historical Energy Use: N

5.1 Mitigation Measures Energy

	ROG	NOx	CO	SO2	Fugitive PM10	Exhaust PM10	PM10 Total	Fugitive PM2.5	Exhaust PM2.5	PM2.5 Total	Bio- CO2	NBio-CO2	Total CO2	CH4	N2O	CO2e
Category	lb/day										lb/day					
NaturalGas Mitigated	0.0000	0.0000	0.0000	0.0000		0.0000	0.0000		0.0000	0.0000		0.0000	0.0000	0.0000	0.0000	0.0000
NaturalGas Unmitigated	0.0000	0.0000	0.0000	0.0000		0.0000	0.0000		0.0000	0.0000		0.0000	0.0000	0.0000	0.0000	0.0000

5.2 Energy by Land Use - NaturalGas

Unmitigated

	NaturalGas Use	ROG	NOx	CO	SO2	Fugitive PM10	Exhaust PM10	PM10 Total	Fugitive PM2.5	Exhaust PM2.5	PM2.5 Total	Bio- CO2	NBio- CO2	Total CO2	CH4	N2O	CO2e
Land Use	kBTU/yr	lb/day										lb/day					
Other Asphalt Surfaces	0	0.0000	0.0000	0.0000	0.0000		0.0000	0.0000		0.0000	0.0000		0.0000	0.0000	0.0000	0.0000	0.0000
User Defined Industrial	0	0.0000	0.0000	0.0000	0.0000		0.0000	0.0000		0.0000	0.0000		0.0000	0.0000	0.0000	0.0000	0.0000
Total		**0.0000**	**0.0000**	**0.0000**	**0.0000**		**0.0000**	**0.0000**		**0.0000**	**0.0000**		**0.0000**	**0.0000**	**0.0000**	**0.0000**	**0.0000**

Mitigated

	NaturalGas Use	ROG	NOx	CO	SO2	Fugitive PM10	Exhaust PM10	PM10 Total	Fugitive PM2.5	Exhaust PM2.5	PM2.5 Total	Bio- CO2	NBio- CO2	Total CO2	CH4	N2O	CO2e
Land Use	kBTU/yr	lb/day										lb/day					
Other Asphalt Surfaces	0	0.0000	0.0000	0.0000	0.0000		0.0000	0.0000		0.0000	0.0000		0.0000	0.0000	0.0000	0.0000	0.0000
User Defined Industrial	0	0.0000	0.0000	0.0000	0.0000		0.0000	0.0000		0.0000	0.0000		0.0000	0.0000	0.0000	0.0000	0.0000
Total		**0.0000**	**0.0000**	**0.0000**	**0.0000**		**0.0000**	**0.0000**		**0.0000**	**0.0000**		**0.0000**	**0.0000**	**0.0000**	**0.0000**	**0.0000**

6.0 Area Detail

6.1 Mitigation Measures Area

	ROG	NOx	CO	SO2	Fugitive PM10	Exhaust PM10	PM10 Total	Fugitive PM2.5	Exhaust PM2.5	PM2.5 Total	Bio- CO2	NBio-CO2	Total CO2	CH4	N2O	CO2e
Category	lb/day										lb/day					
Mitigated	0.1004	1.0000e-005	7.7000e-004	0.0000		0.0000	0.0000		0.0000	0.0000		1.6400e-003	1.6400e-003	0.0000		1.7500e-003
Unmitigated	0.1004	1.0000e-005	7.7000e-004	0.0000		0.0000	0.0000		0.0000	0.0000		1.6400e-003	1.6400e-003	0.0000		1.7500e-003

6.2 Area by SubCategory

Unmitigated

	ROG	NOx	CO	SO2	Fugitive PM10	Exhaust PM10	PM10 Total	Fugitive PM2.5	Exhaust PM2.5	PM2.5 Total	Bio- CO2	NBio-CO2	Total CO2	CH4	N2O	CO2e
SubCategory	lb/day										lb/day					
Architectural Coating	0.0000					0.0000	0.0000		0.0000	0.0000			0.0000			0.0000
Consumer Products	0.1003					0.0000	0.0000		0.0000	0.0000			0.0000			0.0000
Landscaping	7.0000e-005	1.0000e-005	7.7000e-004	0.0000		0.0000	0.0000		0.0000	0.0000		1.6400e-003	1.6400e-003	0.0000		1.7500e-003
Total	**0.1004**	**1.0000e-005**	**7.7000e-004**	**0.0000**		**0.0000**	**0.0000**		**0.0000**	**0.0000**		**1.6400e-003**	**1.6400e-003**	**0.0000**		**1.7500e-003**

Mitigated

	ROG	NOx	CO	SO2	Fugitive PM10	Exhaust PM10	PM10 Total	Fugitive PM2.5	Exhaust PM2.5	PM2.5 Total	Bio- CO2	NBio-CO2	Total CO2	CH4	N2O	CO2e
SubCategory	lb/day										lb/day					
Architectural Coating	0.0000					0.0000	0.0000		0.0000	0.0000			0.0000			0.0000
Consumer Products	0.1003					0.0000	0.0000		0.0000	0.0000			0.0000			0.0000
Landscaping	7.0000e-005	1.0000e-005	7.7000e-004	0.0000		0.0000	0.0000		0.0000	0.0000		1.6400e-003	1.6400e-003	0.0000		1.7500e-003
Total	**0.1004**	**1.0000e-005**	**7.7000e-004**	**0.0000**		**0.0000**	**0.0000**		**0.0000**	**0.0000**		**1.6400e-003**	**1.6400e-003**	**0.0000**		**1.7500e-003**

7.0 Water Detail

7.1 Mitigation Measures Water

8.0 Waste Detail

8.1 Mitigation Measures Waste

9.0 Operational Offroad

Equipment Type	Number	Hours/Day	Days/Year	Horse Power	Load Factor	Fuel Type

10.0 Stationary Equipment

Fire Pumps and Emergency Generators

Equipment Type	Number	Hours/Day	Hours/Year	Horse Power	Load Factor	Fuel Type

Boilers

Equipment Type	Number	Heat Input/Day	Heat Input/Year	Boiler Rating	Fuel Type

User Defined Equipment

Equipment Type	Number

11.0 Vegetation

Big Tujunga Sediment Removal IS-MND Offroad Trucks

Los Angeles-South Coast County, Summer

1.0 Project Characteristics

1.1 Land Usage

Land Uses	Size	Metric	Lot Acreage	Floor Surface Area	Population
User Defined Industrial	1.00	User Defined Unit	90.00	0.00	0
Other Asphalt Surfaces	6.50	Acre	6.50	283,140.00	0

1.2 Other Project Characteristics

Urbanization	Rural	**Wind Speed (m/s)**	2.2	**Precipitation Freq (Days)**	33
Climate Zone	9			**Operational Year**	2020
Utility Company	Southern California Edison				
CO2 Intensity (lb/MWhr)	541	**CH4 Intensity (lb/MWhr)**	0.029	**N2O Intensity (lb/MWhr)**	0.006

1.3 User Entered Comments & Non-Default Data

Project Characteristics - Adjusted CO2 IF reflect RPS for SCE.

Land Use - Lot acreage: Big Tujunga Reservoir Area: 68 acres
Maple SRS: 22 acres

Construction Phase - Schedule based on Data Needs

Off-road Equipment - 4 Excavators, 4 Rubber Tired Dozers, 4 Tractors

Off-road Equipment - 4 Excavators, 4 Rubber Tired Dozers, 4 tractors, 7 off-highway trucks to account for 56 workhours (based on VMT and mph for offroad trucks/truck capacity) at 511 HP

Off-road Equipment - 1 Tractor

Off-road Equipment - 1 Cement and Mortar Mixer

Off-road Equipment - Pumps (4) are electrical and powered by a generator.

Off-road Equipment - 1 Generator Set

Off-road Equipment - 1 Paver, 1 Paving Equipment, 1 Roller

Off-road Equipment - 1 Generator set, 1 crushing/proc., 2 tractors

Off-road Equipment - 1 tractor

Off-road Equipment - All hand tools

Off-road Equipment - 4 Rubber Tired Dozers, 4 tractors

Off-road Equipment - 4 Rubber tired dozers, 4 tractors

Off-road Equipment - 1 paver, 1 paving equipm, 1 roller

Off-road Equipment - 1 Excavator, 1 Rubber Tired Dozer, 4 Tractor/Loaders

Trips and VMT - Worker trips from County engineers. Water truck trips accounted for in vendor trips. 2 water tenders trucking water from offsite

Grading -

Road Dust -

Area Coating - No Painting

Energy Use -

Construction Off-road Equipment Mitigation - Tier 4 Final and electrical pumps

Operational Off-Road Equipment -

Table Name	Column Name	Default Value	New Value
tblAreaCoating	Area_Parking	16988	0
tblConstEquipMitigation	FuelType	Diesel	Electrical
tblConstEquipMitigation	NumberOfEquipmentMitigated	0.00	1.00
tblConstEquipMitigation	NumberOfEquipmentMitigated	0.00	1.00
tblConstEquipMitigation	NumberOfEquipmentMitigated	0.00	9.00
tblConstEquipMitigation	NumberOfEquipmentMitigated	0.00	2.00
tblConstEquipMitigation	NumberOfEquipmentMitigated	0.00	7.00
tblConstEquipMitigation	NumberOfEquipmentMitigated	0.00	2.00
tblConstEquipMitigation	NumberOfEquipmentMitigated	0.00	2.00
tblConstEquipMitigation	NumberOfEquipmentMitigated	0.00	4.00
tblConstEquipMitigation	NumberOfEquipmentMitigated	0.00	2.00
tblConstEquipMitigation	NumberOfEquipmentMitigated	0.00	17.00
tblConstEquipMitigation	NumberOfEquipmentMitigated	0.00	24.00

tblConstEquipMitigation	Tier	No Change	Tier 4 Final
tblConstEquipMitigation	Tier	No Change	Tier 4 Final
tblConstEquipMitigation	Tier	No Change	Tier 4 Final
tblConstEquipMitigation	Tier	No Change	Tier 4 Final
tblConstEquipMitigation	Tier	No Change	Tier 4 Final
tblConstEquipMitigation	Tier	No Change	Tier 4 Final
tblConstEquipMitigation	Tier	No Change	Tier 4 Final
tblConstEquipMitigation	Tier	No Change	Tier 4 Final
tblConstEquipMitigation	Tier	No Change	Tier 4 Final
tblConstEquipMitigation	Tier	No Change	Tier 4 Final
tblConstructionPhase	NumDays	1,550.00	79.00
tblConstructionPhase	NumDays	155.00	26.00
tblConstructionPhase	NumDays	155.00	25.00
tblConstructionPhase	NumDays	155.00	131.00
tblConstructionPhase	NumDays	155.00	131.00
tblConstructionPhase	NumDays	110.00	52.00
tblConstructionPhase	NumDays	110.00	25.00
tblConstructionPhase	NumDays	110.00	25.00
tblConstructionPhase	NumDays	60.00	27.00
tblConstructionPhase	NumDays	60.00	11.00
tblConstructionPhase	NumDaysWeek	5.00	6.00
tblConstructionPhase	NumDaysWeek	5.00	6.00
tblConstructionPhase	NumDaysWeek	5.00	6.00
tblConstructionPhase	NumDaysWeek	5.00	6.00
tblConstructionPhase	NumDaysWeek	5.00	6.00
tblConstructionPhase	NumDaysWeek	5.00	6.00
tblConstructionPhase	NumDaysWeek	5.00	6.00
tblConstructionPhase	NumDaysWeek	5.00	6.00
tblConstructionPhase	NumDaysWeek	5.00	6.00

tblConstructionPhase	NumDaysWeek	5.00	6.00
tblConstructionPhase	NumDaysWeek	5.00	6.00
tblConstructionPhase	NumDaysWeek	5.00	6.00
tblConstructionPhase	NumDaysWeek	5.00	6.00
tblLandUse	LotAcreage	0.00	90.00
tblOffRoadEquipment	HorsePower	402.00	511.00
tblOffRoadEquipment	OffRoadEquipmentUnitAmount	1.00	0.00
tblOffRoadEquipment	OffRoadEquipmentUnitAmount	2.00	0.00
tblOffRoadEquipment	OffRoadEquipmentUnitAmount	2.00	4.00
tblOffRoadEquipment	OffRoadEquipmentUnitAmount	2.00	4.00
tblOffRoadEquipment	OffRoadEquipmentUnitAmount	2.00	0.00
tblOffRoadEquipment	OffRoadEquipmentUnitAmount	3.00	0.00
tblOffRoadEquipment	OffRoadEquipmentUnitAmount	1.00	0.00
tblOffRoadEquipment	OffRoadEquipmentUnitAmount	1.00	0.00
tblOffRoadEquipment	OffRoadEquipmentUnitAmount	1.00	0.00
tblOffRoadEquipment	OffRoadEquipmentUnitAmount	1.00	0.00
tblOffRoadEquipment	OffRoadEquipmentUnitAmount	1.00	0.00
tblOffRoadEquipment	OffRoadEquipmentUnitAmount	2.00	1.00
tblOffRoadEquipment	OffRoadEquipmentUnitAmount	2.00	1.00
tblOffRoadEquipment	OffRoadEquipmentUnitAmount	2.00	0.00
tblOffRoadEquipment	OffRoadEquipmentUnitAmount	2.00	1.00
tblOffRoadEquipment	OffRoadEquipmentUnitAmount	2.00	1.00
tblOffRoadEquipment	OffRoadEquipmentUnitAmount	2.00	0.00
tblOffRoadEquipment	OffRoadEquipmentUnitAmount	2.00	1.00
tblOffRoadEquipment	OffRoadEquipmentUnitAmount	2.00	1.00
tblOffRoadEquipment	OffRoadEquipmentUnitAmount	2.00	0.00
tblOffRoadEquipment	OffRoadEquipmentUnitAmount	1.00	0.00
tblOffRoadEquipment	OffRoadEquipmentUnitAmount	1.00	4.00
tblOffRoadEquipment	OffRoadEquipmentUnitAmount	1.00	4.00
tblOffRoadEquipment	OffRoadEquipmentUnitAmount	1.00	4.00

tblOffRoadEquipment	OffRoadEquipmentUnitAmount	3.00	1.00
tblOffRoadEquipment	OffRoadEquipmentUnitAmount	3.00	0.00
tblOffRoadEquipment	OffRoadEquipmentUnitAmount	2.00	0.00
tblOffRoadEquipment	OffRoadEquipmentUnitAmount	2.00	0.00
tblOffRoadEquipment	OffRoadEquipmentUnitAmount	2.00	0.00
tblOffRoadEquipment	OffRoadEquipmentUnitAmount	2.00	0.00
tblOffRoadEquipment	OffRoadEquipmentUnitAmount	3.00	4.00
tblOffRoadEquipment	OffRoadEquipmentUnitAmount	2.00	1.00
tblOffRoadEquipment	OffRoadEquipmentUnitAmount	2.00	4.00
tblOffRoadEquipment	OffRoadEquipmentUnitAmount	2.00	4.00
tblOffRoadEquipment	OffRoadEquipmentUnitAmount	2.00	4.00
tblOffRoadEquipment	OffRoadEquipmentUnitAmount	4.00	1.00
tblOffRoadEquipment	OffRoadEquipmentUnitAmount	1.00	0.00
tblProjectCharacteristics	CO2IntensityFactor	702.44	541
tblProjectCharacteristics	UrbanizationLevel	Urban	Rural
tblTripsAndVMT	VendorTripLength	7.90	10.00
tblTripsAndVMT	VendorTripLength	7.90	10.00
tblTripsAndVMT	VendorTripLength	7.90	10.00
tblTripsAndVMT	VendorTripLength	7.90	10.00
tblTripsAndVMT	VendorTripLength	7.90	10.00
tblTripsAndVMT	VendorTripNumber	0.00	10.00
tblTripsAndVMT	VendorTripNumber	0.00	10.00
tblTripsAndVMT	VendorTripNumber	0.00	10.00
tblTripsAndVMT	VendorTripNumber	0.00	10.00
tblTripsAndVMT	VendorTripNumber	46.00	10.00
tblTripsAndVMT	WorkerTripNumber	15.00	30.00
tblTripsAndVMT	WorkerTripNumber	10.00	16.00
tblTripsAndVMT	WorkerTripNumber	8.00	10.00
tblTripsAndVMT	WorkerTripNumber	3.00	0.00
tblTripsAndVMT	WorkerTripNumber	3.00	6.00

tblTripsAndVMT	WorkerTripNumber	3.00	20.00
tblTripsAndVMT	WorkerTripNumber	30.00	40.00
tblTripsAndVMT	WorkerTripNumber	10.00	30.00
tblTripsAndVMT	WorkerTripNumber	8.00	6.00
tblTripsAndVMT	WorkerTripNumber	3.00	16.00
tblTripsAndVMT	WorkerTripNumber	48.00	96.00
tblTripsAndVMT	WorkerTripNumber	20.00	50.00
tblTripsAndVMT	WorkerTripNumber	119.00	0.00

2.0 Emissions Summary

2.1 Overall Construction (Maximum Daily Emission)

Unmitigated Construction

	ROG	NOx	CO	SO2	Fugitive PM10	Exhaust PM10	PM10 Total	Fugitive PM2.5	Exhaust PM2.5	PM2.5 Total	Bio- CO2	NBio-CO2	Total CO2	CH4	N2O	CO2e
Year	lb/day										lb/day					
2020	27.9399	270.5763	174.3159	0.3518	51.0413	12.9710	64.0123	27.2456	11.9846	39.2302	0.0000	34,190.9736	34,190.9736	9.5386	0.0000	34,429.4380
Maximum	**27.9399**	**270.5763**	**174.3159**	**0.3518**	**51.0413**	**12.9710**	**64.0123**	**27.2456**	**11.9846**	**39.2302**	**0.0000**	**34,190.9736**	**34,190.9736**	**9.5386**	**0.0000**	**34,429.4380**

Mitigated Construction

	ROG	NOx	CO	SO2	Fugitive PM10	Exhaust PM10	PM10 Total	Fugitive PM2.5	Exhaust PM2.5	PM2.5 Total	Bio- CO2	NBio-CO2	Total CO2	CH4	N2O	CO2e
Year	lb/day										lb/day					

2020	5.2918	19.9502	180.3938	0.3518	21.6535	0.5482	22.2017	11.0917	0.5459	11.6376	0.0000	34,190.9736	34,190.9736	9.5386	0.0000	34,429.4380
Maximum	**5.2918**	**19.9502**	**180.3938**	**0.3518**	**21.6535**	**0.5482**	**22.2017**	**11.0917**	**0.5459**	**11.6376**	**0.0000**	**34,190.9736**	**34,190.9736**	**9.5386**	**0.0000**	**34,429.4380**

	ROG	NOx	CO	SO2	Fugitive PM10	Exhaust PM10	PM10 Total	Fugitive PM2.5	Exhaust PM2.5	PM2.5 Total	Bio- CO2	NBio-CO2	Total CO2	CH4	N20	CO2e
Percent Reduction	**81.06**	**92.63**	**-3.49**	**0.00**	**57.58**	**95.77**	**65.32**	**59.29**	**95.45**	**70.34**	**0.00**	**0.00**	**0.00**	**0.00**	**0.00**	**0.00**

2.2 Overall Operational

Unmitigated Operational

	ROG	NOx	CO	SO2	Fugitive PM10	Exhaust PM10	PM10 Total	Fugitive PM2.5	Exhaust PM2.5	PM2.5 Total	Bio- CO2	NBio-CO2	Total CO2	CH4	N2O	CO2e
Category	lb/day										lb/day					
Area	0.1004	1.0000e-005	7.7000e-004	0.0000		0.0000	0.0000		0.0000	0.0000		1.6400e-003	1.6400e-003	0.0000		1.7500e-003
Energy	0.0000	0.0000	0.0000	0.0000		0.0000	0.0000		0.0000	0.0000		0.0000	0.0000	0.0000	0.0000	0.0000
Mobile	0.0000	0.0000	0.0000	0.0000	0.0000	0.0000	0.0000	0.0000	0.0000	0.0000		0.0000	0.0000	0.0000		0.0000
Total	**0.1004**	**1.0000e-005**	**7.7000e-004**	**0.0000**	**0.0000**	**0.0000**	**0.0000**	**0.0000**	**0.0000**	**0.0000**		**1.6400e-003**	**1.6400e-003**	**0.0000**	**0.0000**	**1.7500e-003**

Mitigated Operational

	ROG	NOx	CO	SO2	Fugitive PM10	Exhaust PM10	PM10 Total	Fugitive PM2.5	Exhaust PM2.5	PM2.5 Total	Bio- CO2	NBio-CO2	Total CO2	CH4	N2O	CO2e
Category	lb/day										lb/day					
Area	0.1004	1.0000e-005	7.7000e-004	0.0000		0.0000	0.0000		0.0000	0.0000		1.6400e-003	1.6400e-003	0.0000		1.7500e-003

Energy	0.0000	0.0000	0.0000	0.0000		0.0000	0.0000		0.0000	0.0000		0.0000	0.0000	0.0000	0.0000	0.0000
Mobile	0.0000	0.0000	0.0000	0.0000	0.0000	0.0000	0.0000	0.0000	0.0000	0.0000		0.0000	0.0000	0.0000		0.0000
Total	**0.1004**	**1.0000e-005**	**7.7000e-004**	**0.0000**	**0.0000**	**0.0000**	**0.0000**	**0.0000**	**0.0000**	**0.0000**		**1.6400e-003**	**1.6400e-003**	**0.0000**	**0.0000**	**1.7500e-003**

	ROG	NOx	CO	SO2	Fugitive PM10	Exhaust PM10	PM10 Total	Fugitive PM2.5	Exhaust PM2.5	PM2.5 Total	Bio- CO2	NBio-CO2	Total CO2	CH4	N20	CO2e
Percent Reduction	**0.00**	**0.00**	**0.00**	**0.00**	**0.00**	**0.00**	**0.00**	**0.00**	**0.00**	**0.00**	**0.00**	**0.00**	**0.00**	**0.00**	**0.00**	**0.00**

3.0 Construction Detail

Construction Phase

Phase Number	Phase Name	Phase Type	Start Date	End Date	Num Days Week	Num Days	Phase Description
1	SPS Site Preparation	Site Preparation	1/1/2020	1/31/2020	6	27	
2	BTR Site Preparation	Site Preparation	4/1/2020	4/13/2020	6	11	
3	BTR Access Road Grading	Grading	4/16/2020	5/14/2020	6	25	
4	Dewatering Activities	Trenching	4/16/2020	6/15/2020	6	52	
5	Paving Haul Roads	Paving	4/16/2020	5/14/2020	6	25	
6	Culvert Crossing Repair	Paving	4/16/2020	5/14/2020	6	25	
7	BTR Grading and Hauling	Grading	5/15/2020	10/14/2020	6	131	
8	SPS Grading	Grading	5/15/2020	10/14/2020	6	131	
9	SPS Construction	Building Construction	7/15/2020	10/14/2020	6	79	
10	Seasonal Stockpile/Crushing	Trenching	8/15/2020	10/14/2020	6	52	
11	SPS Paving	Paving	8/15/2020	10/14/2020	6	52	
12	Slope Protection Activity	Grading	9/15/2020	10/14/2020	6	26	
13	Hydroblasting for Cement Slurry	Trenching	9/15/2020	10/14/2020	6	26	
14	Sluicegate Repair	Trenching	9/15/2020	10/14/2020	6	26	

Acres of Grading (Site Preparation Phase): 0

Acres of Grading (Grading Phase): 0

Acres of Paving: 6.5

Residential Indoor: 0; Residential Outdoor: 0; Non-Residential Indoor: 0; Non-Residential Outdoor: 0; Striped Parking Area: 0

OffRoad Equipment

Phase Name	Offroad Equipment Type	Amount	Usage Hours	Horse Power	Load Factor
SPS Site Preparation	Concrete/Industrial Saws	0	8.00	81	0.73
SPS Site Preparation	Excavators	1	8.00	158	0.38
SPS Site Preparation	Off-Highway Trucks	0		402	0.38
SPS Site Preparation	Rubber Tired Dozers	1	8.00	247	0.40
SPS Site Preparation	Tractors/Loaders/Backhoes	4	8.00	97	0.37
BTR Site Preparation	Rubber Tired Dozers	0	8.00	247	0.40
BTR Site Preparation	Tractors/Loaders/Backhoes	1	8.00	97	0.37
BTR Access Road Grading	Air Compressors	0	6.00	78	0.48
BTR Access Road Grading	Excavators	4	8.00	158	0.38
BTR Access Road Grading	Graders	0	8.00	187	0.41
BTR Access Road Grading	Rubber Tired Dozers	4	8.00	247	0.40
BTR Access Road Grading	Scrapers	0	8.00	367	0.48
BTR Access Road Grading	Tractors/Loaders/Backhoes	4	8.00	97	0.37
Dewatering Activities	Cranes	0	7.00	231	0.29
Dewatering Activities	Forklifts	0	8.00	89	0.20
Dewatering Activities	Generator Sets	0	8.00	84	0.74
Dewatering Activities	Pumps	4	24.00	84	0.74
Dewatering Activities	Tractors/Loaders/Backhoes	0	7.00	97	0.37
Dewatering Activities	Welders	0	8.00	46	0.45
Paving Haul Roads	Excavators	0	8.00	158	0.38
Paving Haul Roads	Graders	0	8.00	187	0.41
Paving Haul Roads	Pavers	1	8.00	130	0.42
Paving Haul Roads	Paving Equipment	1	8.00	132	0.36
Paving Haul Roads	Rollers	1	8.00	80	0.38
Paving Haul Roads	Rubber Tired Dozers	0	8.00	247	0.40

Paving Haul Roads	Scrapers	0	8.00	367	0.48
Paving Haul Roads	Tractors/Loaders/Backhoes	0	8.00	97	0.37
Culvert Crossing Repair	Cement and Mortar Mixers	1	8.00	9	0.56
Culvert Crossing Repair	Pavers	0	8.00	130	0.42
Culvert Crossing Repair	Paving Equipment	0	8.00	132	0.36
Culvert Crossing Repair	Rollers	0	8.00	80	0.38
BTR Grading and Hauling	Excavators	4	8.00	158	0.38
BTR Grading and Hauling	Graders	0	8.00	187	0.41
BTR Grading and Hauling	Off-Highway Trucks	7	8.00	511	0.38
BTR Grading and Hauling	Rubber Tired Dozers	4	8.00	247	0.40
BTR Grading and Hauling	Scrapers	0	8.00	367	0.48
BTR Grading and Hauling	Tractors/Loaders/Backhoes	4	8.00	97	0.37
SPS Grading	Excavators	0	8.00	158	0.38
SPS Grading	Graders	0	8.00	187	0.41
SPS Grading	Rubber Tired Dozers	4	8.00	247	0.40
SPS Grading	Scrapers	0	8.00	367	0.48
SPS Grading	Tractors/Loaders/Backhoes	4	8.00	97	0.37
SPS Construction	Cranes	0	7.00	231	0.29
SPS Construction	Forklifts	0	8.00	89	0.20
SPS Construction	Generator Sets	0	8.00	84	0.74
SPS Construction	Rubber Tired Dozers	4	8.00	247	0.40
SPS Construction	Tractors/Loaders/Backhoes	4	7.00	97	0.37
SPS Construction	Welders	0	8.00	46	0.45
Seasonal Stockpile/Crushing	Crushing/Proc. Equipment	1	8.00	85	0.78
Seasonal Stockpile/Crushing	Generator Sets	1	8.00	84	0.74
Seasonal Stockpile/Crushing	Tractors/Loaders/Backhoes	2	8.00	97	0.37
SPS Paving	Pavers	1	8.00	130	0.42
SPS Paving	Paving Equipment	1	8.00	132	0.36
SPS Paving	Rollers	1	8.00	80	0.38
Slope Protection Activity	Excavators	0	8.00	158	0.38

Slope Protection Activity	Graders	0	8.00	187	0.41
Slope Protection Activity	Rubber Tired Dozers	0	8.00	247	0.40
Slope Protection Activity	Scrapers	0	8.00	367	0.48
Slope Protection Activity	Tractors/Loaders/Backhoes	1	8.00	97	0.37
Hydroblasting for Cement Slurry	Generator Sets	1	8.00	84	0.74

Trips and VMT

Phase Name	Offroad Equipment Count	Worker Trip Number	Vendor Trip Number	Hauling Trip Number	Worker Trip Length	Vendor Trip Length	Hauling Trip Length	Worker Vehicle Class	Vendor Vehicle Class	Hauling Vehicle Class
SPS Site Preparation	6	30.00	10.00	0.00	19.80	10.00	20.00	LD_Mix	HDT_Mix	HHDT
BTR Site Preparation	1	20.00	10.00	0.00	19.80	10.00	20.00	LD_Mix	HDT_Mix	HHDT
BTR Access Road Grading	12	40.00	10.00	0.00	19.80	10.00	20.00	LD_Mix	HDT_Mix	HHDT
Dewatering Activities	4	30.00	0.00	0.00	19.80	7.90	20.00	LD_Mix	HDT_Mix	HHDT
Paving Haul Roads	3	6.00	0.00	0.00	19.80	7.90	20.00	LD_Mix	HDT_Mix	HHDT
Culvert Crossing Repair	1	16.00	0.00	0.00	19.80	7.90	20.00	LD_Mix	HDT_Mix	HHDT
BTR Grading and Hauling	19	96.00	10.00	0.00	19.80	10.00	20.00	LD_Mix	HDT_Mix	HHDT
SPS Grading	8	50.00	0.00	0.00	19.80	7.90	20.00	LD_Mix	HDT_Mix	HHDT
SPS Construction	8	0.00	10.00	0.00	19.80	10.00	20.00	LD_Mix	HDT_Mix	HHDT
Seasonal Stockpile/Crushing	4	16.00	0.00	0.00	19.80	7.90	20.00	LD_Mix	HDT_Mix	HHDT
SPS Paving	3	10.00	0.00	0.00	19.80	7.90	20.00	LD_Mix	HDT_Mix	HHDT
Slope Protection Activity	1	0.00	0.00	0.00	19.80	7.90	20.00	LD_Mix	HDT_Mix	HHDT
Hydroblasting for Cement Slurry	1	6.00	0.00	0.00	19.80	7.90	20.00	LD_Mix	HDT_Mix	HHDT
Sluicegate Repair			0.00	0.00	19.80	7.90				

3.1 Mitigation Measures Construction

Use Alternative Fuel for Construction Equipment

Use Cleaner Engines for Construction Equipment

Water Exposed Area

3.2 SPS Site Preparation - 2020

Unmitigated Construction On-Site

	ROG	NOx	CO	SO2	Fugitive PM10	Exhaust PM10	PM10 Total	Fugitive PM2.5	Exhaust PM2.5	PM2.5 Total	Bio- CO2	NBio-CO2	Total CO2	CH4	N2O	CO2e
Category	lb/day										lb/day					
Fugitive Dust					6.0221	0.0000	6.0221	3.3102	0.0000	3.3102			0.0000			0.0000
Off-Road	2.1625	22.1655	16.5182	0.0261		1.2043	1.2043		1.1080	1.1080		2,530.5350	2,530.5350	0.8184		2,550.9956
Total	**2.1625**	**22.1655**	**16.5182**	**0.0261**	**6.0221**	**1.2043**	**7.2264**	**3.3102**	**1.1080**	**4.4182**		**2,530.5350**	**2,530.5350**	**0.8184**		**2,550.9956**

Unmitigated Construction Off-Site

	ROG	NOx	CO	SO2	Fugitive PM10	Exhaust PM10	PM10 Total	Fugitive PM2.5	Exhaust PM2.5	PM2.5 Total	Bio- CO2	NBio-CO2	Total CO2	CH4	N2O	CO2e
Category	lb/day										lb/day					
Hauling	0.0000	0.0000	0.0000	0.0000	0.0000	0.0000	0.0000	0.0000	0.0000	0.0000		0.0000	0.0000	0.0000		0.0000
Vendor	0.0451	1.2719	0.3398	3.5000e-003	0.0927	7.1300e-003	0.0998	0.0267	6.8200e-003	0.0335		373.9877	373.9877	0.0205		374.4989
Worker	0.1743	0.1293	1.7277	4.7500e-003	0.4516	3.7100e-003	0.4553	0.1197	3.4200e-003	0.1232		472.8300	472.8300	0.0148		473.1988
Total	**0.2194**	**1.4012**	**2.0675**	**8.2500e-003**	**0.5442**	**0.0108**	**0.5551**	**0.1464**	**0.0102**	**0.1566**		**846.8177**	**846.8177**	**0.0352**		**847.6977**

Mitigated Construction On-Site

	ROG	NOx	CO	SO2	Fugitive PM10	Exhaust PM10	PM10 Total	Fugitive PM2.5	Exhaust PM2.5	PM2.5 Total	Bio- CO2	NBio-CO2	Total CO2	CH4	N2O	CO2e

Category	lb/day										lb/day					
Fugitive Dust					2.3486	0.0000	2.3486	1.2910	0.0000	1.2910			0.0000			0.0000
Off-Road	0.3200	1.3867	17.1199	0.0261		0.0427	0.0427		0.0427	0.0427	0.0000	2,530.5350	2,530.5350	0.8184		2,550.9956
Total	**0.3200**	**1.3867**	**17.1199**	**0.0261**	**2.3486**	**0.0427**	**2.3913**	**1.2910**	**0.0427**	**1.3337**	**0.0000**	**2,530.5350**	**2,530.5350**	**0.8184**		**2,550.9956**

Mitigated Construction Off-Site

	ROG	NOx	CO	SO2	Fugitive PM10	Exhaust PM10	PM10 Total	Fugitive PM2.5	Exhaust PM2.5	PM2.5 Total	Bio- CO2	NBio-CO2	Total CO2	CH4	N2O	CO2e
Category	lb/day										lb/day					
Hauling	0.0000	0.0000	0.0000	0.0000	0.0000	0.0000	0.0000	0.0000	0.0000	0.0000		0.0000	0.0000	0.0000		0.0000
Vendor	0.0451	1.2719	0.3398	3.5000e-003	0.0927	7.1300e-003	0.0998	0.0267	6.8200e-003	0.0335		373.9877	373.9877	0.0205		374.4989
Worker	0.1743	0.1293	1.7277	4.7500e-003	0.4516	3.7100e-003	0.4553	0.1197	3.4200e-003	0.1232		472.8300	472.8300	0.0148		473.1988
Total	**0.2194**	**1.4012**	**2.0675**	**8.2500e-003**	**0.5442**	**0.0108**	**0.5551**	**0.1464**	**0.0102**	**0.1566**		**846.8177**	**846.8177**	**0.0352**		**847.6977**

3.3 BTR Site Preparation - 2020

Unmitigated Construction On-Site

	ROG	NOx	CO	SO2	Fugitive PM10	Exhaust PM10	PM10 Total	Fugitive PM2.5	Exhaust PM2.5	PM2.5 Total	Bio- CO2	NBio-CO2	Total CO2	CH4	N2O	CO2e
Category	lb/day										lb/day					
Fugitive Dust					0.0000	0.0000	0.0000	0.0000	0.0000	0.0000			0.0000			0.0000
Off-Road	0.2095	2.1052	2.2797	3.1100e-003		0.1331	0.1331		0.1225	0.1225		300.7685	300.7685	0.0973		303.2004

Total	**0.2095**	**2.1052**	**2.2797**	**3.1100e-003**	**0.0000**	**0.1331**	**0.1331**	**0.0000**	**0.1225**	**0.1225**		**300.7685**	**300.7685**	**0.0973**		**303.2004**

Unmitigated Construction Off-Site

	ROG	NOx	CO	SO2	Fugitive PM10	Exhaust PM10	PM10 Total	Fugitive PM2.5	Exhaust PM2.5	PM2.5 Total	Bio- CO2	NBio-CO2	Total CO2	CH4	N2O	CO2e
Category	lb/day										lb/day					
Hauling	0.0000	0.0000	0.0000	0.0000	0.0000	0.0000	0.0000	0.0000	0.0000	0.0000		0.0000	0.0000	0.0000		0.0000
Vendor	0.0451	1.2719	0.3398	3.5000e-003	0.0927	7.1300e-003	0.0998	0.0267	6.8200e-003	0.0335		373.9877	373.9877	0.0205		374.4989
Worker	0.1162	0.0862	1.1518	3.1700e-003	0.3010	2.4700e-003	0.3035	0.0798	2.2800e-003	0.0821		315.2200	315.2200	9.8400e-003		315.4659
Total	**0.1613**	**1.3581**	**1.4916**	**6.6700e-003**	**0.3937**	**9.6000e-003**	**0.4033**	**0.1065**	**9.1000e-003**	**0.1156**		**689.2077**	**689.2077**	**0.0303**		**689.9648**

Mitigated Construction On-Site

	ROG	NOx	CO	SO2	Fugitive PM10	Exhaust PM10	PM10 Total	Fugitive PM2.5	Exhaust PM2.5	PM2.5 Total	Bio- CO2	NBio-CO2	Total CO2	CH4	N2O	CO2e
Category	lb/day										lb/day					
Fugitive Dust					0.0000	0.0000	0.0000	0.0000	0.0000	0.0000			0.0000			0.0000
Off-Road	0.0380	0.1646	2.3421	3.1100e-003		5.0600e-003	5.0600e-003		5.0600e-003	5.0600e-003	0.0000	300.7685	300.7685	0.0973		303.2004
Total	**0.0380**	**0.1646**	**2.3421**	**3.1100e-003**	**0.0000**	**5.0600e-003**	**5.0600e-003**	**0.0000**	**5.0600e-003**	**5.0600e-003**	**0.0000**	**300.7685**	**300.7685**	**0.0973**		**303.2004**

Mitigated Construction Off-Site

	ROG	NOx	CO	SO2	Fugitive PM10	Exhaust PM10	PM10 Total	Fugitive PM2.5	Exhaust PM2.5	PM2.5 Total	Bio- CO2	NBio-CO2	Total CO2	CH4	N2O	CO2e
Category	lb/day										lb/day					
Hauling	0.0000	0.0000	0.0000	0.0000	0.0000	0.0000	0.0000	0.0000	0.0000	0.0000		0.0000	0.0000	0.0000		0.0000
Vendor	0.0451	1.2719	0.3398	3.5000e-003	0.0927	7.1300e-003	0.0998	0.0267	6.8200e-003	0.0335		373.9877	373.9877	0.0205		374.4989
Worker	0.1162	0.0862	1.1518	3.1700e-003	0.3010	2.4700e-003	0.3035	0.0798	2.2800e-003	0.0821		315.2200	315.2200	9.8400e-003		315.4659
Total	**0.1613**	**1.3581**	**1.4916**	**6.6700e-003**	**0.3937**	**9.6000e-003**	**0.4033**	**0.1065**	**9.1000e-003**	**0.1156**		**689.2077**	**689.2077**	**0.0303**		**689.9648**

3.4 BTR Access Road Grading - 2020

Unmitigated Construction On-Site

	ROG	NOx	CO	SO2	Fugitive PM10	Exhaust PM10	PM10 Total	Fugitive PM2.5	Exhaust PM2.5	PM2.5 Total	Bio- CO2	NBio-CO2	Total CO2	CH4	N2O	CO2e
Category	lb/day										lb/day					
Fugitive Dust					24.0883	0.0000	24.0883	13.2409	0.0000	13.2409			0.0000			0.0000
Off-Road	6.1359	63.4001	38.7165	0.0672		3.2199	3.2199		2.9623	2.9623		6,512.9178	6,512.9178	2.1064		6,565.5780
Total	**6.1359**	**63.4001**	**38.7165**	**0.0672**	**24.0883**	**3.2199**	**27.3082**	**13.2409**	**2.9623**	**16.2032**		**6,512.9178**	**6,512.9178**	**2.1064**		**6,565.5780**

Unmitigated Construction Off-Site

	ROG	NOx	CO	SO2	Fugitive PM10	Exhaust PM10	PM10 Total	Fugitive PM2.5	Exhaust PM2.5	PM2.5 Total	Bio- CO2	NBio-CO2	Total CO2	CH4	N2O	CO2e
Category	lb/day										lb/day					

Hauling	0.0000	0.0000	0.0000	0.0000	0.0000	0.0000	0.0000	0.0000	0.0000	0.0000		0.0000	0.0000	0.0000		0.0000
Vendor	0.0451	1.2719	0.3398	3.5000e-003	0.0927	7.1300e-003	0.0998	0.0267	6.8200e-003	0.0335		373.9877	373.9877	0.0205		374.4989
Worker	0.2324	0.1724	2.3036	6.3300e-003	0.6021	4.9400e-003	0.6070	0.1597	4.5500e-003	0.1642		630.4400	630.4400	0.0197		630.9318
Total	**0.2775**	**1.4443**	**2.6434**	**9.8300e-003**	**0.6948**	**0.0121**	**0.7068**	**0.1863**	**0.0114**	**0.1977**		**1,004.4277**	**1,004.4277**	**0.0401**		**1,005.4306**

Mitigated Construction On-Site

	ROG	NOx	CO	SO2	Fugitive PM10	Exhaust PM10	PM10 Total	Fugitive PM2.5	Exhaust PM2.5	PM2.5 Total	Bio- CO2	NBio-CO2	Total CO2	CH4	N2O	CO2e
Category	lb/day										lb/day					
Fugitive Dust					9.3945	0.0000	9.3945	5.1640	0.0000	5.1640			0.0000			0.0000
Off-Road	0.8243	3.5718	40.3747	0.0672		0.1099	0.1099		0.1099	0.1099	0.0000	6,512.9178	6,512.9178	2.1064		6,565.5780
Total	**0.8243**	**3.5718**	**40.3747**	**0.0672**	**9.3945**	**0.1099**	**9.5044**	**5.1640**	**0.1099**	**5.2739**	**0.0000**	**6,512.9178**	**6,512.9178**	**2.1064**		**6,565.5780**

Mitigated Construction Off-Site

	ROG	NOx	CO	SO2	Fugitive PM10	Exhaust PM10	PM10 Total	Fugitive PM2.5	Exhaust PM2.5	PM2.5 Total	Bio- CO2	NBio-CO2	Total CO2	CH4	N2O	CO2e
Category	lb/day										lb/day					
Hauling	0.0000	0.0000	0.0000	0.0000	0.0000	0.0000	0.0000	0.0000	0.0000	0.0000		0.0000	0.0000	0.0000		0.0000
Vendor	0.0451	1.2719	0.3398	3.5000e-003	0.0927	7.1300e-003	0.0998	0.0267	6.8200e-003	0.0335		373.9877	373.9877	0.0205		374.4989
Worker	0.2324	0.1724	2.3036	6.3300e-003	0.6021	4.9400e-003	0.6070	0.1597	4.5500e-003	0.1642		630.4400	630.4400	0.0197		630.9318

Total	**0.2775**	**1.4443**	**2.6434**	**9.8300e-003**	**0.6948**	**0.0121**	**0.7068**	**0.1863**	**0.0114**	**0.1977**		**1,004.4277**	**1,004.4277**	**0.0401**		**1,005.4306**

3.5 Dewatering Activities - 2020

Unmitigated Construction On-Site

	ROG	NOx	CO	SO2	Fugitive PM10	Exhaust PM10	PM10 Total	Fugitive PM2.5	Exhaust PM2.5	PM2.5 Total	Bio- CO2	NBio-CO2	Total CO2	CH4	N2O	CO2e
Category	lb/day										lb/day					
Off-Road	5.0781	42.3485	45.1506	0.0789		2.4864	2.4864		2.4864	2.4864		7,476.4148	7,476.4148	0.4473		7,487.5972
Total	**5.0781**	**42.3485**	**45.1506**	**0.0789**		**2.4864**	**2.4864**		**2.4864**	**2.4864**		**7,476.4148**	**7,476.4148**	**0.4473**		**7,487.5972**

Unmitigated Construction Off-Site

	ROG	NOx	CO	SO2	Fugitive PM10	Exhaust PM10	PM10 Total	Fugitive PM2.5	Exhaust PM2.5	PM2.5 Total	Bio- CO2	NBio-CO2	Total CO2	CH4	N2O	CO2e
Category	lb/day										lb/day					
Hauling	0.0000	0.0000	0.0000	0.0000	0.0000	0.0000	0.0000	0.0000	0.0000	0.0000		0.0000	0.0000	0.0000		0.0000
Vendor	0.0000	0.0000	0.0000	0.0000	0.0000	0.0000	0.0000	0.0000	0.0000	0.0000		0.0000	0.0000	0.0000		0.0000
Worker	0.1743	0.1293	1.7277	4.7500e-003	0.4516	3.7100e-003	0.4553	0.1197	3.4200e-003	0.1232		472.8300	472.8300	0.0148		473.1988
Total	**0.1743**	**0.1293**	**1.7277**	**4.7500e-003**	**0.4516**	**3.7100e-003**	**0.4553**	**0.1197**	**3.4200e-003**	**0.1232**		**472.8300**	**472.8300**	**0.0148**		**473.1988**

Mitigated Construction On-Site

	ROG	NOx	CO	SO2	Fugitive PM10	Exhaust PM10	PM10 Total	Fugitive PM2.5	Exhaust PM2.5	PM2.5 Total	Bio- CO2	NBio-CO2	Total CO2	CH4	N2O	CO2e
Category	lb/day										lb/day					
Off-Road	0.0000	0.0000	0.0000	0.0789		0.0000	0.0000		0.0000	0.0000	0.0000	0.0000	0.0000	0.0000		0.0000
Total	**0.0000**	**0.0000**	**0.0000**	**0.0789**		**0.0000**	**0.0000**		**0.0000**	**0.0000**	**0.0000**	**0.0000**	**0.0000**	**0.0000**		**0.0000**

Mitigated Construction Off-Site

	ROG	NOx	CO	SO2	Fugitive PM10	Exhaust PM10	PM10 Total	Fugitive PM2.5	Exhaust PM2.5	PM2.5 Total	Bio- CO2	NBio-CO2	Total CO2	CH4	N2O	CO2e
Category	lb/day										lb/day					
Hauling	0.0000	0.0000	0.0000	0.0000	0.0000	0.0000	0.0000	0.0000	0.0000	0.0000		0.0000	0.0000	0.0000		0.0000
Vendor	0.0000	0.0000	0.0000	0.0000	0.0000	0.0000	0.0000	0.0000	0.0000	0.0000		0.0000	0.0000	0.0000		0.0000
Worker	0.1743	0.1293	1.7277	4.7500e-003	0.4516	3.7100e-003	0.4553	0.1197	3.4200e-003	0.1232		472.8300	472.8300	0.0148		473.1988
Total	**0.1743**	**0.1293**	**1.7277**	**4.7500e-003**	**0.4516**	**3.7100e-003**	**0.4553**	**0.1197**	**3.4200e-003**	**0.1232**		**472.8300**	**472.8300**	**0.0148**		**473.1988**

3.6 Paving Haul Roads - 2020

Unmitigated Construction On-Site

	ROG	NOx	CO	SO2	Fugitive PM10	Exhaust PM10	PM10 Total	Fugitive PM2.5	Exhaust PM2.5	PM2.5 Total	Bio- CO2	NBio-CO2	Total CO2	CH4	N2O	CO2e
Category	lb/day										lb/day					

Off-Road	0.6783	7.0328	7.3260	0.0114		0.3764	0.3764		0.3463	0.3463		1,103.8667	1,103.8667	0.3570		1,112.7920
Paving	0.6812					0.0000	0.0000		0.0000	0.0000			0.0000			0.0000
Total	**1.3595**	**7.0328**	**7.3260**	**0.0114**		**0.3764**	**0.3764**		**0.3463**	**0.3463**		**1,103.8667**	**1,103.8667**	**0.3570**		**1,112.7920**

Unmitigated Construction Off-Site

	ROG	NOx	CO	SO2	Fugitive PM10	Exhaust PM10	PM10 Total	Fugitive PM2.5	Exhaust PM2.5	PM2.5 Total	Bio- CO2	NBio-CO2	Total CO2	CH4	N2O	CO2e
Category	lb/day										lb/day					
Hauling	0.0000	0.0000	0.0000	0.0000	0.0000	0.0000	0.0000	0.0000	0.0000	0.0000		0.0000	0.0000	0.0000		0.0000
Vendor	0.0000	0.0000	0.0000	0.0000	0.0000	0.0000	0.0000	0.0000	0.0000	0.0000		0.0000	0.0000	0.0000		0.0000
Worker	0.0349	0.0259	0.3455	9.5000e-004	0.0903	7.4000e-004	0.0911	0.0240	6.8000e-004	0.0246		94.5660	94.5660	2.9500e-003		94.6398
Total	**0.0349**	**0.0259**	**0.3455**	**9.5000e-004**	**0.0903**	**7.4000e-004**	**0.0911**	**0.0240**	**6.8000e-004**	**0.0246**		**94.5660**	**94.5660**	**2.9500e-003**		**94.6398**

Mitigated Construction On-Site

	ROG	NOx	CO	SO2	Fugitive PM10	Exhaust PM10	PM10 Total	Fugitive PM2.5	Exhaust PM2.5	PM2.5 Total	Bio- CO2	NBio-CO2	Total CO2	CH4	N2O	CO2e
Category	lb/day										lb/day					
Off-Road	0.1402	0.6077	8.6478	0.0114		0.0187	0.0187		0.0187	0.0187	0.0000	1,103.8667	1,103.8667	0.3570		1,112.7920
Paving	0.6812					0.0000	0.0000		0.0000	0.0000			0.0000			0.0000
Total	**0.8214**	**0.6077**	**8.6478**	**0.0114**		**0.0187**	**0.0187**		**0.0187**	**0.0187**	**0.0000**	**1,103.8667**	**1,103.8667**	**0.3570**		**1,112.7920**

Mitigated Construction Off-Site

	ROG	NOx	CO	SO2	Fugitive PM10	Exhaust PM10	PM10 Total	Fugitive PM2.5	Exhaust PM2.5	PM2.5 Total	Bio- CO2	NBio-CO2	Total CO2	CH4	N2O	CO2e
Category	lb/day										lb/day					
Hauling	0.0000	0.0000	0.0000	0.0000	0.0000	0.0000	0.0000	0.0000	0.0000	0.0000		0.0000	0.0000	0.0000		0.0000
Vendor	0.0000	0.0000	0.0000	0.0000	0.0000	0.0000	0.0000	0.0000	0.0000	0.0000		0.0000	0.0000	0.0000		0.0000
Worker	0.0349	0.0259	0.3455	9.5000e-004	0.0903	7.4000e-004	0.0911	0.0240	6.8000e-004	0.0246		94.5660	94.5660	2.9500e-003		94.6398
Total	**0.0349**	**0.0259**	**0.3455**	**9.5000e-004**	**0.0903**	**7.4000e-004**	**0.0911**	**0.0240**	**6.8000e-004**	**0.0246**		**94.5660**	**94.5660**	**2.9500e-003**		**94.6398**

3.7 Culvert Crossing Repair - 2020

Unmitigated Construction On-Site

	ROG	NOx	CO	SO2	Fugitive PM10	Exhaust PM10	PM10 Total	Fugitive PM2.5	Exhaust PM2.5	PM2.5 Total	Bio- CO2	NBio-CO2	Total CO2	CH4	N2O	CO2e
Category	lb/day										lb/day					
Off-Road	0.0588	0.3682	0.3085	7.1000e-004		0.0143	0.0143		0.0143	0.0143		50.5163	50.5163	5.2400e-003		50.6474
Paving	0.6812					0.0000	0.0000		0.0000	0.0000			0.0000			0.0000
Total	**0.7400**	**0.3682**	**0.3085**	**7.1000e-004**		**0.0143**	**0.0143**		**0.0143**	**0.0143**		**50.5163**	**50.5163**	**5.2400e-003**		**50.6474**

Unmitigated Construction Off-Site

	ROG	NOx	CO	SO2	Fugitive PM10	Exhaust PM10	PM10 Total	Fugitive PM2.5	Exhaust PM2.5	PM2.5 Total	Bio- CO2	NBio-CO2	Total CO2	CH4	N2O	CO2e
Category	lb/day										lb/day					
Hauling	0.0000	0.0000	0.0000	0.0000	0.0000	0.0000	0.0000	0.0000	0.0000	0.0000		0.0000	0.0000	0.0000		0.0000
Vendor	0.0000	0.0000	0.0000	0.0000	0.0000	0.0000	0.0000	0.0000	0.0000	0.0000		0.0000	0.0000	0.0000		0.0000
Worker	0.0930	0.0690	0.9214	2.5300e-003	0.2408	1.9800e-003	0.2428	0.0639	1.8200e-003	0.0657		252.1760	252.1760	7.8700e-003		252.3727
Total	**0.0930**	**0.0690**	**0.9214**	**2.5300e-003**	**0.2408**	**1.9800e-003**	**0.2428**	**0.0639**	**1.8200e-003**	**0.0657**		**252.1760**	**252.1760**	**7.8700e-003**		**252.3727**

Mitigated Construction On-Site

	ROG	NOx	CO	SO2	Fugitive PM10	Exhaust PM10	PM10 Total	Fugitive PM2.5	Exhaust PM2.5	PM2.5 Total	Bio- CO2	NBio-CO2	Total CO2	CH4	N2O	CO2e
Category	lb/day										lb/day					
Off-Road	0.0000	0.0000	0.0000	7.1000e-004		0.0000	0.0000		0.0000	0.0000	0.0000	50.5163	50.5163	5.2400e-003		50.6474
Paving	0.6812					0.0000	0.0000		0.0000	0.0000			0.0000			0.0000
Total	**0.6812**	**0.0000**	**0.0000**	**7.1000e-004**		**0.0000**	**0.0000**		**0.0000**	**0.0000**	**0.0000**	**50.5163**	**50.5163**	**5.2400e-003**		**50.6474**

Mitigated Construction Off-Site

	ROG	NOx	CO	SO2	Fugitive PM10	Exhaust PM10	PM10 Total	Fugitive PM2.5	Exhaust PM2.5	PM2.5 Total	Bio- CO2	NBio-CO2	Total CO2	CH4	N2O	CO2e
Category	lb/day										lb/day					
Hauling	0.0000	0.0000	0.0000	0.0000	0.0000	0.0000	0.0000	0.0000	0.0000	0.0000		0.0000	0.0000	0.0000		0.0000

Vendor	0.0000	0.0000	0.0000	0.0000	0.0000	0.0000	0.0000	0.0000	0.0000	0.0000		0.0000	0.0000	0.0000		0.0000
Worker	0.0930	0.0690	0.9214	2.5300e-003	0.2408	1.9800e-003	0.2428	0.0639	1.8200e-003	0.0657		252.1760	252.1760	7.8700e-003		252.3727
Total	**0.0930**	**0.0690**	**0.9214**	**2.5300e-003**	**0.2408**	**1.9800e-003**	**0.2428**	**0.0639**	**1.8200e-003**	**0.0657**		**252.1760**	**252.1760**	**7.8700e-003**		**252.3727**

3.8 BTR Grading and Hauling - 2020

Unmitigated Construction On-Site

	ROG	NOx	CO	SO2	Fugitive PM10	Exhaust PM10	PM10 Total	Fugitive PM2.5	Exhaust PM2.5	PM2.5 Total	Bio- CO2	NBio-CO2	Total CO2	CH4	N2O	CO2e
Category	lb/day										lb/day					
Fugitive Dust					24.0883	0.0000	24.0883	13.2409	0.0000	13.2409			0.0000			0.0000
Off-Road	13.6228	136.7141	87.3062	0.1842		6.0875	6.0875		5.6005	5.6005		17,846.2649	17,846.2649	5.7718		17,990.5609
Total	**13.6228**	**136.7141**	**87.3062**	**0.1842**	**24.0883**	**6.0875**	**30.1758**	**13.2409**	**5.6005**	**18.8414**		**17,846.2649**	**17,846.2649**	**5.7718**		**17,990.5609**

Unmitigated Construction Off-Site

	ROG	NOx	CO	SO2	Fugitive PM10	Exhaust PM10	PM10 Total	Fugitive PM2.5	Exhaust PM2.5	PM2.5 Total	Bio- CO2	NBio-CO2	Total CO2	CH4	N2O	CO2e
Category	lb/day										lb/day					
Hauling	0.0000	0.0000	0.0000	0.0000	0.0000	0.0000	0.0000	0.0000	0.0000	0.0000		0.0000	0.0000	0.0000		0.0000
Vendor	0.0451	1.2719	0.3398	3.5000e-003	0.0927	7.1300e-003	0.0998	0.0267	6.8200e-003	0.0335		373.9877	373.9877	0.0205		374.4989
Worker	0.5578	0.4137	5.5286	0.0152	1.4450	0.0119	1.4569	0.3832	0.0109	0.3941		1,513.0559	1,513.0559	0.0472		1,514.2362
Total	**0.6029**	**1.6857**	**5.8684**	**0.0187**	**1.5377**	**0.0190**	**1.5567**	**0.4099**	**0.0178**	**0.4276**		**1,887.0437**	**1,887.0437**	**0.0677**		**1,888.7351**

Mitigated Construction On-Site

	ROG	NOx	CO	SO2	Fugitive PM10	Exhaust PM10	PM10 Total	Fugitive PM2.5	Exhaust PM2.5	PM2.5 Total	Bio- CO2	NBio-CO2	Total CO2	CH4	N2O	CO2e
Category	lb/day										lb/day					
Fugitive Dust					9.3945	0.0000	9.3945	5.1640	0.0000	5.1640			0.0000			0.0000
Off-Road	2.2627	9.8049	93.1158	0.1842		0.3017	0.3017		0.3017	0.3017	0.0000	17,846.2648	17,846.2648	5.7718		17,990.5609
Total	**2.2627**	**9.8049**	**93.1158**	**0.1842**	**9.3945**	**0.3017**	**9.6961**	**5.1640**	**0.3017**	**5.4656**	**0.0000**	**17,846.2648**	**17,846.2648**	**5.7718**		**17,990.5609**

Mitigated Construction Off-Site

	ROG	NOx	CO	SO2	Fugitive PM10	Exhaust PM10	PM10 Total	Fugitive PM2.5	Exhaust PM2.5	PM2.5 Total	Bio- CO2	NBio-CO2	Total CO2	CH4	N2O	CO2e
Category	lb/day										lb/day					
Hauling	0.0000	0.0000	0.0000	0.0000	0.0000	0.0000	0.0000	0.0000	0.0000	0.0000		0.0000	0.0000	0.0000		0.0000
Vendor	0.0451	1.2719	0.3398	3.5000e-003	0.0927	7.1300e-003	0.0998	0.0267	6.8200e-003	0.0335		373.9877	373.9877	0.0205		374.4989
Worker	0.5578	0.4137	5.5286	0.0152	1.4450	0.0119	1.4569	0.3832	0.0109	0.3941		1,513.0559	1,513.0559	0.0472		1,514.2362
Total	**0.6029**	**1.6857**	**5.8684**	**0.0187**	**1.5377**	**0.0190**	**1.5567**	**0.4099**	**0.0178**	**0.4276**		**1,887.0437**	**1,887.0437**	**0.0677**		**1,888.7351**

3.9 SPS Grading - 2020

Unmitigated Construction On-Site

	ROG	NOx	CO	SO2	Fugitive PM10	Exhaust PM10	PM10 Total	Fugitive PM2.5	Exhaust PM2.5	PM2.5 Total	Bio- CO2	NBio-CO2	Total CO2	CH4	N2O	CO2e
Category	lb/day										lb/day					
Fugitive Dust					24.0883	0.0000	24.0883	13.2409	0.0000	13.2409			0.0000			0.0000
Off-Road	5.1560	53.7496	25.6452	0.0465		2.7524	2.7524		2.5322	2.5322		4,512.4441	4,512.4441	1.4594		4,548.9295
Total	**5.1560**	**53.7496**	**25.6452**	**0.0465**	**24.0883**	**2.7524**	**26.8407**	**13.2409**	**2.5322**	**15.7731**		**4,512.4441**	**4,512.4441**	**1.4594**		**4,548.9295**

Unmitigated Construction Off-Site

	ROG	NOx	CO	SO2	Fugitive PM10	Exhaust PM10	PM10 Total	Fugitive PM2.5	Exhaust PM2.5	PM2.5 Total	Bio- CO2	NBio-CO2	Total CO2	CH4	N2O	CO2e
Category	lb/day										lb/day					
Hauling	0.0000	0.0000	0.0000	0.0000	0.0000	0.0000	0.0000	0.0000	0.0000	0.0000		0.0000	0.0000	0.0000		0.0000
Vendor	0.0000	0.0000	0.0000	0.0000	0.0000	0.0000	0.0000	0.0000	0.0000	0.0000		0.0000	0.0000	0.0000		0.0000
Worker	0.2905	0.2155	2.8795	7.9100e-003	0.7526	6.1800e-003	0.7588	0.1996	5.6900e-003	0.2053		788.0500	788.0500	0.0246		788.6647
Total	**0.2905**	**0.2155**	**2.8795**	**7.9100e-003**	**0.7526**	**6.1800e-003**	**0.7588**	**0.1996**	**5.6900e-003**	**0.2053**		**788.0500**	**788.0500**	**0.0246**		**788.6647**

Mitigated Construction On-Site

	ROG	NOx	CO	SO2	Fugitive PM10	Exhaust PM10	PM10 Total	Fugitive PM2.5	Exhaust PM2.5	PM2.5 Total	Bio- CO2	NBio-CO2	Total CO2	CH4	N2O	CO2e
Category	lb/day										lb/day					
Fugitive Dust					9.3945	0.0000	9.3945	5.1640	0.0000	5.1640			0.0000			0.0000

Off-Road	0.5701	2.4706	24.7026	0.0465		0.0760	0.0760		0.0760	0.0760	0.0000	4,512.4441	4,512.4441	1.4594		4,548.9295
Total	**0.5701**	**2.4706**	**24.7026**	**0.0465**	**9.3945**	**0.0760**	**9.4705**	**5.1640**	**0.0760**	**5.2400**	**0.0000**	**4,512.4441**	**4,512.4441**	**1.4594**		**4,548.9295**

Mitigated Construction Off-Site

	ROG	NOx	CO	SO2	Fugitive PM10	Exhaust PM10	PM10 Total	Fugitive PM2.5	Exhaust PM2.5	PM2.5 Total	Bio- CO2	NBio-CO2	Total CO2	CH4	N2O	CO2e
Category	lb/day										lb/day					
Hauling	0.0000	0.0000	0.0000	0.0000	0.0000	0.0000	0.0000	0.0000	0.0000	0.0000		0.0000	0.0000	0.0000		0.0000
Vendor	0.0000	0.0000	0.0000	0.0000	0.0000	0.0000	0.0000	0.0000	0.0000	0.0000		0.0000	0.0000	0.0000		0.0000
Worker	0.2905	0.2155	2.8795	7.9100e-003	0.7526	6.1800e-003	0.7588	0.1996	5.6900e-003	0.2053		788.0500	788.0500	0.0246		788.6647
Total	**0.2905**	**0.2155**	**2.8795**	**7.9100e-003**	**0.7526**	**6.1800e-003**	**0.7588**	**0.1996**	**5.6900e-003**	**0.2053**		**788.0500**	**788.0500**	**0.0246**		**788.6647**

3.10 SPS Construction - 2020

Unmitigated Construction On-Site

	ROG	NOx	CO	SO2	Fugitive PM10	Exhaust PM10	PM10 Total	Fugitive PM2.5	Exhaust PM2.5	PM2.5 Total	Bio- CO2	NBio-CO2	Total CO2	CH4	N2O	CO2e
Category	lb/day										lb/day					
Off-Road	5.0512	52.6970	24.5054	0.0450		2.6858	2.6858		2.4710	2.4710		4,362.0598	4,362.0598	1.4108		4,397.3293
Total	**5.0512**	**52.6970**	**24.5054**	**0.0450**		**2.6858**	**2.6858**		**2.4710**	**2.4710**		**4,362.0598**	**4,362.0598**	**1.4108**		**4,397.3293**

Unmitigated Construction Off-Site

	ROG	NOx	CO	SO2	Fugitive PM10	Exhaust PM10	PM10 Total	Fugitive PM2.5	Exhaust PM2.5	PM2.5 Total	Bio- CO2	NBio-CO2	Total CO2	CH4	N2O	CO2e
Category	lb/day										lb/day					
Hauling	0.0000	0.0000	0.0000	0.0000	0.0000	0.0000	0.0000	0.0000	0.0000	0.0000		0.0000	0.0000	0.0000		0.0000
Vendor	0.0451	1.2719	0.3398	3.5000e-003	0.0927	7.1300e-003	0.0998	0.0267	6.8200e-003	0.0335		373.9877	373.9877	0.0205		374.4989
Worker	0.0000	0.0000	0.0000	0.0000	0.0000	0.0000	0.0000	0.0000	0.0000	0.0000		0.0000	0.0000	0.0000		0.0000
Total	**0.0451**	**1.2719**	**0.3398**	**3.5000e-003**	**0.0927**	**7.1300e-003**	**0.0998**	**0.0267**	**6.8200e-003**	**0.0335**		**373.9877**	**373.9877**	**0.0205**		**374.4989**

Mitigated Construction On-Site

	ROG	NOx	CO	SO2	Fugitive PM10	Exhaust PM10	PM10 Total	Fugitive PM2.5	Exhaust PM2.5	PM2.5 Total	Bio- CO2	NBio-CO2	Total CO2	CH4	N2O	CO2e
Category	lb/day										lb/day					
Off-Road	0.5511	2.3883	23.5315	0.0450		0.0735	0.0735		0.0735	0.0735	0.0000	4,362.0598	4,362.0598	1.4108		4,397.3293
Total	**0.5511**	**2.3883**	**23.5315**	**0.0450**		**0.0735**	**0.0735**		**0.0735**	**0.0735**	**0.0000**	**4,362.0598**	**4,362.0598**	**1.4108**		**4,397.3293**

Mitigated Construction Off-Site

	ROG	NOx	CO	SO2	Fugitive PM10	Exhaust PM10	PM10 Total	Fugitive PM2.5	Exhaust PM2.5	PM2.5 Total	Bio- CO2	NBio-CO2	Total CO2	CH4	N2O	CO2e

Category	lb/day											lb/day				
Hauling	0.0000	0.0000	0.0000	0.0000	0.0000	0.0000	0.0000	0.0000	0.0000	0.0000		0.0000	0.0000	0.0000		0.0000
Vendor	0.0451	1.2719	0.3398	3.5000e-003	0.0927	7.1300e-003	0.0998	0.0267	6.8200e-003	0.0335		373.9877	373.9877	0.0205		374.4989
Worker	0.0000	0.0000	0.0000	0.0000	0.0000	0.0000	0.0000	0.0000	0.0000	0.0000		0.0000	0.0000	0.0000		0.0000
Total	**0.0451**	**1.2719**	**0.3398**	**3.5000e-003**	**0.0927**	**7.1300e-003**	**0.0998**	**0.0267**	**6.8200e-003**	**0.0335**		**373.9877**	**373.9877**	**0.0205**		**374.4989**

3.11 Seasonal Stockpile/Crushing - 2020

Unmitigated Construction On-Site

	ROG	NOx	CO	SO2	Fugitive PM10	Exhaust PM10	PM10 Total	Fugitive PM2.5	Exhaust PM2.5	PM2.5 Total	Bio- CO2	NBio-CO2	Total CO2	CH4	N2O	CO2e
Category	lb/day										lb/day					
Off-Road	1.3712	11.4881	12.6172	0.0198		0.7034	0.7034		0.6821	0.6821		1,889.1017	1,889.1017	0.2787		1,896.0703
Total	**1.3712**	**11.4881**	**12.6172**	**0.0198**		**0.7034**	**0.7034**		**0.6821**	**0.6821**		**1,889.1017**	**1,889.1017**	**0.2787**		**1,896.0703**

Unmitigated Construction Off-Site

	ROG	NOx	CO	SO2	Fugitive PM10	Exhaust PM10	PM10 Total	Fugitive PM2.5	Exhaust PM2.5	PM2.5 Total	Bio- CO2	NBio-CO2	Total CO2	CH4	N2O	CO2e
Category	lb/day										lb/day					
Hauling	0.0000	0.0000	0.0000	0.0000	0.0000	0.0000	0.0000	0.0000	0.0000	0.0000		0.0000	0.0000	0.0000		0.0000
Vendor	0.0000	0.0000	0.0000	0.0000	0.0000	0.0000	0.0000	0.0000	0.0000	0.0000		0.0000	0.0000	0.0000		0.0000

Worker	0.0930	0.0690	0.9214	2.5300e-003	0.2408	1.9800e-003	0.2428	0.0639	1.8200e-003	0.0657		252.1760	252.1760	7.8700e-003		252.3727
Total	**0.0930**	**0.0690**	**0.9214**	**2.5300e-003**	**0.2408**	**1.9800e-003**	**0.2428**	**0.0639**	**1.8200e-003**	**0.0657**		**252.1760**	**252.1760**	**7.8700e-003**		**252.3727**

Mitigated Construction On-Site

	ROG	NOx	CO	SO2	Fugitive PM10	Exhaust PM10	PM10 Total	Fugitive PM2.5	Exhaust PM2.5	PM2.5 Total	Bio- CO2	NBio-CO2	Total CO2	CH4	N2O	CO2e
Category	lb/day										lb/day					
Off-Road	0.2119	0.9182	13.0670	0.0198		0.0283	0.0283		0.0283	0.0283	0.0000	1,889.1017	1,889.1017	0.2787		1,896.0703
Total	**0.2119**	**0.9182**	**13.0670**	**0.0198**		**0.0283**	**0.0283**		**0.0283**	**0.0283**	**0.0000**	**1,889.1017**	**1,889.1017**	**0.2787**		**1,896.0703**

Mitigated Construction Off-Site

	ROG	NOx	CO	SO2	Fugitive PM10	Exhaust PM10	PM10 Total	Fugitive PM2.5	Exhaust PM2.5	PM2.5 Total	Bio- CO2	NBio-CO2	Total CO2	CH4	N2O	CO2e
Category	lb/day										lb/day					
Hauling	0.0000	0.0000	0.0000	0.0000	0.0000	0.0000	0.0000	0.0000	0.0000	0.0000		0.0000	0.0000	0.0000		0.0000
Vendor	0.0000	0.0000	0.0000	0.0000	0.0000	0.0000	0.0000	0.0000	0.0000	0.0000		0.0000	0.0000	0.0000		0.0000
Worker	0.0930	0.0690	0.9214	2.5300e-003	0.2408	1.9800e-003	0.2428	0.0639	1.8200e-003	0.0657		252.1760	252.1760	7.8700e-003		252.3727
Total	**0.0930**	**0.0690**	**0.9214**	**2.5300e-003**	**0.2408**	**1.9800e-003**	**0.2428**	**0.0639**	**1.8200e-003**	**0.0657**		**252.1760**	**252.1760**	**7.8700e-003**		**252.3727**

3.12 SPS Paving - 2020

Unmitigated Construction On-Site

	ROG	NOx	CO	SO2	Fugitive PM10	Exhaust PM10	PM10 Total	Fugitive PM2.5	Exhaust PM2.5	PM2.5 Total	Bio- CO2	NBio-CO2	Total CO2	CH4	N2O	CO2e
Category	lb/day										lb/day					
Off-Road	0.6783	7.0328	7.3260	0.0114		0.3764	0.3764		0.3463	0.3463		1,103.8667	1,103.8667	0.3570		1,112.7920
Paving	0.3275					0.0000	0.0000		0.0000	0.0000			0.0000			0.0000
Total	**1.0058**	**7.0328**	**7.3260**	**0.0114**		**0.3764**	**0.3764**		**0.3463**	**0.3463**		**1,103.8667**	**1,103.8667**	**0.3570**		**1,112.7920**

Unmitigated Construction Off-Site

	ROG	NOx	CO	SO2	Fugitive PM10	Exhaust PM10	PM10 Total	Fugitive PM2.5	Exhaust PM2.5	PM2.5 Total	Bio- CO2	NBio-CO2	Total CO2	CH4	N2O	CO2e
Category	lb/day										lb/day					
Hauling	0.0000	0.0000	0.0000	0.0000	0.0000	0.0000	0.0000	0.0000	0.0000	0.0000		0.0000	0.0000	0.0000		0.0000
Vendor	0.0000	0.0000	0.0000	0.0000	0.0000	0.0000	0.0000	0.0000	0.0000	0.0000		0.0000	0.0000	0.0000		0.0000
Worker	0.0581	0.0431	0.5759	1.5800e-003	0.1505	1.2400e-003	0.1518	0.0399	1.1400e-003	0.0411		157.6100	157.6100	4.9200e-003		157.7329
Total	**0.0581**	**0.0431**	**0.5759**	**1.5800e-003**	**0.1505**	**1.2400e-003**	**0.1518**	**0.0399**	**1.1400e-003**	**0.0411**		**157.6100**	**157.6100**	**4.9200e-003**		**157.7329**

Mitigated Construction On-Site

	ROG	NOx	CO	SO2	Fugitive PM10	Exhaust PM10	PM10 Total	Fugitive PM2.5	Exhaust PM2.5	PM2.5 Total	Bio- CO2	NBio-CO2	Total CO2	CH4	N2O	CO2e

Category	lb/day										lb/day					
Off-Road	0.1402	0.6077	8.6478	0.0114		0.0187	0.0187		0.0187	0.0187	0.0000	1,103.8667	1,103.8667	0.3570		1,112.7920
Paving	0.3275					0.0000	0.0000		0.0000	0.0000			0.0000			0.0000
Total	**0.4677**	**0.6077**	**8.6478**	**0.0114**		**0.0187**	**0.0187**		**0.0187**	**0.0187**	**0.0000**	**1,103.8667**	**1,103.8667**	**0.3570**		**1,112.7920**

Mitigated Construction Off-Site

	ROG	NOx	CO	SO2	Fugitive PM10	Exhaust PM10	PM10 Total	Fugitive PM2.5	Exhaust PM2.5	PM2.5 Total	Bio- CO2	NBio-CO2	Total CO2	CH4	N2O	CO2e
Category	lb/day										lb/day					
Hauling	0.0000	0.0000	0.0000	0.0000	0.0000	0.0000	0.0000	0.0000	0.0000	0.0000		0.0000	0.0000	0.0000		0.0000
Vendor	0.0000	0.0000	0.0000	0.0000	0.0000	0.0000	0.0000	0.0000	0.0000	0.0000		0.0000	0.0000	0.0000		0.0000
Worker	0.0581	0.0431	0.5759	1.5800e-003	0.1505	1.2400e-003	0.1518	0.0399	1.1400e-003	0.0411		157.6100	157.6100	4.9200e-003		157.7329
Total	**0.0581**	**0.0431**	**0.5759**	**1.5800e-003**	**0.1505**	**1.2400e-003**	**0.1518**	**0.0399**	**1.1400e-003**	**0.0411**		**157.6100**	**157.6100**	**4.9200e-003**		**157.7329**

3.13 Slope Protection Activity - 2020

Unmitigated Construction On-Site

	ROG	NOx	CO	SO2	Fugitive PM10	Exhaust PM10	PM10 Total	Fugitive PM2.5	Exhaust PM2.5	PM2.5 Total	Bio- CO2	NBio-CO2	Total CO2	CH4	N2O	CO2e
Category	lb/day										lb/day					
Fugitive Dust					0.0000	0.0000	0.0000	0.0000	0.0000	0.0000			0.0000			0.0000
Off-Road	0.2095	2.1052	2.2797	3.1100e-003		0.1331	0.1331		0.1225	0.1225		300.7685	300.7685	0.0973		303.2004

Total	**0.2095**	**2.1052**	**2.2797**	**3.1100e-003**	**0.0000**	**0.1331**	**0.1331**	**0.0000**	**0.1225**	**0.1225**		**300.7685**	**300.7685**	**0.0973**		**303.2004**

Unmitigated Construction Off-Site

	ROG	NOx	CO	SO2	Fugitive PM10	Exhaust PM10	PM10 Total	Fugitive PM2.5	Exhaust PM2.5	PM2.5 Total	Bio- CO2	NBio-CO2	Total CO2	CH4	N2O	CO2e
Category	lb/day										lb/day					
Hauling	0.0000	0.0000	0.0000	0.0000	0.0000	0.0000	0.0000	0.0000	0.0000	0.0000		0.0000	0.0000	0.0000		0.0000
Vendor	0.0000	0.0000	0.0000	0.0000	0.0000	0.0000	0.0000	0.0000	0.0000	0.0000		0.0000	0.0000	0.0000		0.0000
Worker	0.0000	0.0000	0.0000	0.0000	0.0000	0.0000	0.0000	0.0000	0.0000	0.0000		0.0000	0.0000	0.0000		0.0000
Total	**0.0000**	**0.0000**	**0.0000**	**0.0000**	**0.0000**	**0.0000**	**0.0000**	**0.0000**	**0.0000**	**0.0000**		**0.0000**	**0.0000**	**0.0000**		**0.0000**

Mitigated Construction On-Site

	ROG	NOx	CO	SO2	Fugitive PM10	Exhaust PM10	PM10 Total	Fugitive PM2.5	Exhaust PM2.5	PM2.5 Total	Bio- CO2	NBio-CO2	Total CO2	CH4	N2O	CO2e
Category	lb/day										lb/day					
Fugitive Dust					0.0000	0.0000	0.0000	0.0000	0.0000	0.0000			0.0000			0.0000
Off-Road	0.0380	0.1646	2.3421	3.1100e-003		5.0600e-003	5.0600e-003		5.0600e-003	5.0600e-003	0.0000	300.7685	300.7685	0.0973		303.2004
Total	**0.0380**	**0.1646**	**2.3421**	**3.1100e-003**	**0.0000**	**5.0600e-003**	**5.0600e-003**	**0.0000**	**5.0600e-003**	**5.0600e-003**	**0.0000**	**300.7685**	**300.7685**	**0.0973**		**303.2004**

Mitigated Construction Off-Site

	ROG	NOx	CO	SO2	Fugitive PM10	Exhaust PM10	PM10 Total	Fugitive PM2.5	Exhaust PM2.5	PM2.5 Total	Bio- CO2	NBio-CO2	Total CO2	CH4	N2O	CO2e
Category	lb/day										lb/day					
Hauling	0.0000	0.0000	0.0000	0.0000	0.0000	0.0000	0.0000	0.0000	0.0000	0.0000		0.0000	0.0000	0.0000		0.0000
Vendor	0.0000	0.0000	0.0000	0.0000	0.0000	0.0000	0.0000	0.0000	0.0000	0.0000		0.0000	0.0000	0.0000		0.0000
Worker	0.0000	0.0000	0.0000	0.0000	0.0000	0.0000	0.0000	0.0000	0.0000	0.0000		0.0000	0.0000	0.0000		0.0000
Total	**0.0000**	**0.0000**	**0.0000**	**0.0000**	**0.0000**	**0.0000**	**0.0000**	**0.0000**	**0.0000**	**0.0000**		**0.0000**	**0.0000**	**0.0000**		**0.0000**

3.14 Hydroblasting for Cement Slurry - 2020

Unmitigated Construction On-Site

	ROG	NOx	CO	SO2	Fugitive PM10	Exhaust PM10	PM10 Total	Fugitive PM2.5	Exhaust PM2.5	PM2.5 Total	Bio- CO2	NBio-CO2	Total CO2	CH4	N2O	CO2e
Category	lb/day										lb/day					
Off-Road	0.3991	3.4786	3.7055	6.5800e-003		0.1962	0.1962		0.1962	0.1962		623.0346	623.0346	0.0351		623.9116
Total	**0.3991**	**3.4786**	**3.7055**	**6.5800e-003**		**0.1962**	**0.1962**		**0.1962**	**0.1962**		**623.0346**	**623.0346**	**0.0351**		**623.9116**

Unmitigated Construction Off-Site

	ROG	NOx	CO	SO2	Fugitive PM10	Exhaust PM10	PM10 Total	Fugitive PM2.5	Exhaust PM2.5	PM2.5 Total	Bio- CO2	NBio-CO2	Total CO2	CH4	N2O	CO2e
Category	lb/day										lb/day					

Hauling	0.0000	0.0000	0.0000	0.0000	0.0000	0.0000	0.0000	0.0000	0.0000	0.0000		0.0000	0.0000	0.0000		0.0000
Vendor	0.0000	0.0000	0.0000	0.0000	0.0000	0.0000	0.0000	0.0000	0.0000	0.0000		0.0000	0.0000	0.0000		0.0000
Worker	0.0349	0.0259	0.3455	9.5000e-004	0.0903	7.4000e-004	0.0911	0.0240	6.8000e-004	0.0246		94.5660	94.5660	2.9500e-003		94.6398
Total	**0.0349**	**0.0259**	**0.3455**	**9.5000e-004**	**0.0903**	**7.4000e-004**	**0.0911**	**0.0240**	**6.8000e-004**	**0.0246**		**94.5660**	**94.5660**	**2.9500e-003**		**94.6398**

Mitigated Construction On-Site

	ROG	NOx	CO	SO2	Fugitive PM10	Exhaust PM10	PM10 Total	Fugitive PM2.5	Exhaust PM2.5	PM2.5 Total	Bio- CO2	NBio-CO2	Total CO2	CH4	N2O	CO2e
Category	lb/day										lb/day					
Off-Road	0.0658	0.2850	4.0564	6.5800e-003		8.7700e-003	8.7700e-003		8.7700e-003	8.7700e-003	0.0000	623.0346	623.0346	0.0351		623.9116
Total	**0.0658**	**0.2850**	**4.0564**	**6.5800e-003**		**8.7700e-003**	**8.7700e-003**		**8.7700e-003**	**8.7700e-003**	**0.0000**	**623.0346**	**623.0346**	**0.0351**		**623.9116**

Mitigated Construction Off-Site

	ROG	NOx	CO	SO2	Fugitive PM10	Exhaust PM10	PM10 Total	Fugitive PM2.5	Exhaust PM2.5	PM2.5 Total	Bio- CO2	NBio-CO2	Total CO2	CH4	N2O	CO2e
Category	lb/day										lb/day					
Hauling	0.0000	0.0000	0.0000	0.0000	0.0000	0.0000	0.0000	0.0000	0.0000	0.0000		0.0000	0.0000	0.0000		0.0000
Vendor	0.0000	0.0000	0.0000	0.0000	0.0000	0.0000	0.0000	0.0000	0.0000	0.0000		0.0000	0.0000	0.0000		0.0000
Worker	0.0349	0.0259	0.3455	9.5000e-004	0.0903	7.4000e-004	0.0911	0.0240	6.8000e-004	0.0246		94.5660	94.5660	2.9500e-003		94.6398

Total	**0.0349**	**0.0259**	**0.3455**	**9.5000e-004**	**0.0903**	**7.4000e-004**	**0.0911**	**0.0240**	**6.8000e-004**	**0.0246**		**94.5660**	**94.5660**	**2.9500e-003**		**94.6398**

3.15 Sluicegate Repair - 2020

Unmitigated Construction Off-Site

	ROG	NOx	CO	SO2	Fugitive PM10	Exhaust PM10	PM10 Total	Fugitive PM2.5	Exhaust PM2.5	PM2.5 Total	Bio- CO2	NBio-CO2	Total CO2	CH4	N2O	CO2e
Category	lb/day										lb/day					
Hauling					0.0000	0.0000	0.0000	0.0000	0.0000	0.0000			0.0000			0.0000
Vendor					0.0000	0.0000	0.0000	0.0000	0.0000	0.0000			0.0000			0.0000
Worker					0.0000	0.0000	0.0000	0.0000	0.0000	0.0000			0.0000			0.0000
Total					**0.0000**	**0.0000**	**0.0000**	**0.0000**	**0.0000**	**0.0000**			**0.0000**			**0.0000**

Mitigated Construction Off-Site

	ROG	NOx	CO	SO2	Fugitive PM10	Exhaust PM10	PM10 Total	Fugitive PM2.5	Exhaust PM2.5	PM2.5 Total	Bio- CO2	NBio-CO2	Total CO2	CH4	N2O	CO2e
Category	lb/day										lb/day					
Hauling					0.0000	0.0000	0.0000	0.0000	0.0000	0.0000			0.0000			0.0000
Vendor					0.0000	0.0000	0.0000	0.0000	0.0000	0.0000			0.0000			0.0000
Worker					0.0000	0.0000	0.0000	0.0000	0.0000	0.0000			0.0000			0.0000
Total					**0.0000**	**0.0000**	**0.0000**	**0.0000**	**0.0000**	**0.0000**			**0.0000**			**0.0000**

4.0 Operational Detail - Mobile

4.1 Mitigation Measures Mobile

	ROG	NOx	CO	SO2	Fugitive PM10	Exhaust PM10	PM10 Total	Fugitive PM2.5	Exhaust PM2.5	PM2.5 Total	Bio- CO2	NBio-CO2	Total CO2	CH4	N2O	CO2e
Category	lb/day										lb/day					
Mitigated	0.0000	0.0000	0.0000	0.0000	0.0000	0.0000	0.0000	0.0000	0.0000	0.0000		0.0000	0.0000	0.0000		0.0000
Unmitigated	0.0000	0.0000	0.0000	0.0000	0.0000	0.0000	0.0000	0.0000	0.0000	0.0000		0.0000	0.0000	0.0000		0.0000

4.2 Trip Summary Information

	Average Daily Trip Rate			Unmitigated	Mitigated
Land Use	Weekday	Saturday	Sunday	Annual VMT	Annual VMT
Other Asphalt Surfaces	0.00	0.00	0.00		
User Defined Industrial	0.00	0.00	0.00		
Total	0.00	0.00	0.00		

4.3 Trip Type Information

	Miles			Trip %			Trip Purpose %		
Land Use	H-W or C-W	H-S or C-C	H-O or C-NW	H-W or C-W	H-S or C-C	H-O or C-NW	Primary	Diverted	Pass-by
Other Asphalt Surfaces	18.50	10.10	7.90	0.00	0.00	0.00	0	0	0
User Defined Industrial	18.50	10.10	7.90	0.00	0.00	0.00	0	0	0

4.4 Fleet Mix

Land Use	LDA	LDT1	LDT2	MDV	LHD1	LHD2	MHD	HHD	OBUS	UBUS	MCY	SBUS	MH
Other Asphalt Surfaces	0.547726	0.045437	0.201480	0.122768	0.016614	0.006090	0.019326	0.029174	0.002438	0.002359	0.005005	0.000677	0.000907
User Defined Industrial	0.547726	0.045437	0.201480	0.122768	0.016614	0.006090	0.019326	0.029174	0.002438	0.002359	0.005005	0.000677	0.000907

5.0 Energy Detail

Historical Energy Use: N

5.1 Mitigation Measures Energy

	ROG	NOx	CO	SO2	Fugitive PM10	Exhaust PM10	PM10 Total	Fugitive PM2.5	Exhaust PM2.5	PM2.5 Total	Bio- CO2	NBio-CO2	Total CO2	CH4	N2O	CO2e
Category	lb/day										lb/day					
NaturalGas Mitigated	0.0000	0.0000	0.0000	0.0000		0.0000	0.0000		0.0000	0.0000		0.0000	0.0000	0.0000	0.0000	0.0000
NaturalGas Unmitigated	0.0000	0.0000	0.0000	0.0000		0.0000	0.0000		0.0000	0.0000		0.0000	0.0000	0.0000	0.0000	0.0000

5.2 Energy by Land Use - NaturalGas

Unmitigated

	NaturalGas Use	ROG	NOx	CO	SO2	Fugitive PM10	Exhaust PM10	PM10 Total	Fugitive PM2.5	Exhaust PM2.5	PM2.5 Total	Bio- CO2	NBio- CO2	Total CO2	CH4	N2O	CO2e
Land Use	kBTU/yr	lb/day										lb/day					
Other Asphalt Surfaces	0	0.0000	0.0000	0.0000	0.0000		0.0000	0.0000		0.0000	0.0000		0.0000	0.0000	0.0000	0.0000	0.0000
User Defined Industrial	0	0.0000	0.0000	0.0000	0.0000		0.0000	0.0000		0.0000	0.0000		0.0000	0.0000	0.0000	0.0000	0.0000
Total		**0.0000**	**0.0000**	**0.0000**	**0.0000**		**0.0000**	**0.0000**		**0.0000**	**0.0000**		**0.0000**	**0.0000**	**0.0000**	**0.0000**	**0.0000**

Mitigated

	NaturalGas Use	ROG	NOx	CO	SO2	Fugitive PM10	Exhaust PM10	PM10 Total	Fugitive PM2.5	Exhaust PM2.5	PM2.5 Total	Bio- CO2	NBio- CO2	Total CO2	CH4	N2O	CO2e
Land Use	kBTU/yr	lb/day										lb/day					
Other Asphalt Surfaces	0	0.0000	0.0000	0.0000	0.0000		0.0000	0.0000		0.0000	0.0000		0.0000	0.0000	0.0000	0.0000	0.0000
User Defined Industrial	0	0.0000	0.0000	0.0000	0.0000		0.0000	0.0000		0.0000	0.0000		0.0000	0.0000	0.0000	0.0000	0.0000
Total		**0.0000**	**0.0000**	**0.0000**	**0.0000**		**0.0000**	**0.0000**		**0.0000**	**0.0000**		**0.0000**	**0.0000**	**0.0000**	**0.0000**	**0.0000**

6.0 Area Detail

6.1 Mitigation Measures Area

	ROG	NOx	CO	SO2	Fugitive PM10	Exhaust PM10	PM10 Total	Fugitive PM2.5	Exhaust PM2.5	PM2.5 Total	Bio- CO2	NBio-CO2	Total CO2	CH4	N2O	CO2e
Category	lb/day										lb/day					
Mitigated	0.1004	1.0000e-005	7.7000e-004	0.0000		0.0000	0.0000		0.0000	0.0000		1.6400e-003	1.6400e-003	0.0000		1.7500e-003
Unmitigated	0.1004	1.0000e-005	7.7000e-004	0.0000		0.0000	0.0000		0.0000	0.0000		1.6400e-003	1.6400e-003	0.0000		1.7500e-003

6.2 Area by SubCategory

Unmitigated

	ROG	NOx	CO	SO2	Fugitive PM10	Exhaust PM10	PM10 Total	Fugitive PM2.5	Exhaust PM2.5	PM2.5 Total	Bio- CO2	NBio-CO2	Total CO2	CH4	N2O	CO2e
SubCategory	lb/day										lb/day					
Architectural Coating	0.0000					0.0000	0.0000		0.0000	0.0000			0.0000			0.0000
Consumer Products	0.1003					0.0000	0.0000		0.0000	0.0000			0.0000			0.0000
Landscaping	7.0000e-005	1.0000e-005	7.7000e-004	0.0000		0.0000	0.0000		0.0000	0.0000		1.6400e-003	1.6400e-003	0.0000		1.7500e-003
Total	**0.1004**	**1.0000e-005**	**7.7000e-004**	**0.0000**		**0.0000**	**0.0000**		**0.0000**	**0.0000**		**1.6400e-003**	**1.6400e-003**	**0.0000**		**1.7500e-003**

Mitigated

	ROG	NOx	CO	SO2	Fugitive PM10	Exhaust PM10	PM10 Total	Fugitive PM2.5	Exhaust PM2.5	PM2.5 Total	Bio- CO2	NBio-CO2	Total CO2	CH4	N2O	CO2e
SubCategory	lb/day										lb/day					
Architectural Coating	0.0000					0.0000	0.0000		0.0000	0.0000			0.0000			0.0000
Consumer Products	0.1003					0.0000	0.0000		0.0000	0.0000			0.0000			0.0000
Landscaping	7.0000e-005	1.0000e-005	7.7000e-004	0.0000		0.0000	0.0000		0.0000	0.0000		1.6400e-003	1.6400e-003	0.0000		1.7500e-003
Total	**0.1004**	**1.0000e-005**	**7.7000e-004**	**0.0000**		**0.0000**	**0.0000**		**0.0000**	**0.0000**		**1.6400e-003**	**1.6400e-003**	**0.0000**		**1.7500e-003**

7.0 Water Detail

7.1 Mitigation Measures Water

8.0 Waste Detail

8.1 Mitigation Measures Waste

9.0 Operational Offroad

Equipment Type	Number	Hours/Day	Days/Year	Horse Power	Load Factor	Fuel Type

10.0 Stationary Equipment

Fire Pumps and Emergency Generators

Equipment Type	Number	Hours/Day	Hours/Year	Horse Power	Load Factor	Fuel Type

Boilers

Equipment Type	Number	Heat Input/Day	Heat Input/Year	Boiler Rating	Fuel Type

User Defined Equipment

Equipment Type	Number

11.0 Vegetation

Big Tujunga Sediment Removal IS-MND Offroad Trucks

Los Angeles-South Coast County, Annual

1.0 Project Characteristics

1.1 Land Usage

Land Uses	Size	Metric	Lot Acreage	Floor Surface Area	Population
User Defined Industrial	1.00	User Defined Unit	90.00	0.00	0
Other Asphalt Surfaces	6.50	Acre	6.50	283,140.00	0

1.2 Other Project Characteristics

Urbanization	Rural	**Wind Speed (m/s)**	2.2	**Precipitation Freq (Days)**	33
Climate Zone	9			**Operational Year**	2020
Utility Company	Southern California Edison				
CO2 Intensity (lb/MWhr)	541	**CH4 Intensity (lb/MWhr)**	0.029	**N2O Intensity (lb/MWhr)**	0.006

1.3 User Entered Comments & Non-Default Data

Project Characteristics - Adjusted CO2 IF reflect RPS for SCE.

Land Use - Lot acreage: Big Tujunga Reservoir Area: 68 acres
Maple SRS: 22 acres

Construction Phase - Schedule based on Data Needs

Off-road Equipment - 4 Excavators, 4 Rubber Tired Dozers, 4 Tractors

Off-road Equipment - 4 Excavators, 4 Rubber Tired Dozers, 4 tractors, 7 off-highway trucks to account for 56 workhours (based on VMT and mph for offroad trucks/truck capacity) at 511 HP

Off-road Equipment - 1 Tractor

Off-road Equipment - 1 Cement and Mortar Mixer

Off-road Equipment - Pumps (4) are electrical and powered by a generator.

Off-road Equipment - 1 Generator Set

Off-road Equipment - 1 Paver, 1 Paving Equipment, 1 Roller

Off-road Equipment - 1 Generator set, 1 crushing/proc., 2 tractors

Off-road Equipment - 1 tractor

Off-road Equipment - All hand tools

Off-road Equipment - 4 Rubber Tired Dozers, 4 tractors

Off-road Equipment - 4 Rubber tired dozers, 4 tractors

Off-road Equipment - 1 paver, 1 paving equipm, 1 roller

Off-road Equipment - 1 Excavator, 1 Rubber Tired Dozer, 4 Tractor/Loaders

Trips and VMT - Worker trips from County engineers. Water truck trips accounted for in vendor trips. 2 water tenders trucking water from offsite

Grading -

Road Dust -

Area Coating - No Painting

Energy Use -

Construction Off-road Equipment Mitigation - Tier 4 Final and electrical pumps

Operational Off-Road Equipment -

Table Name	Column Name	Default Value	New Value
tblAreaCoating	Area_Parking	16988	0
tblConstEquipMitigation	FuelType	Diesel	Electrical
tblConstEquipMitigation	NumberOfEquipmentMitigated	0.00	1.00
tblConstEquipMitigation	NumberOfEquipmentMitigated	0.00	1.00
tblConstEquipMitigation	NumberOfEquipmentMitigated	0.00	9.00
tblConstEquipMitigation	NumberOfEquipmentMitigated	0.00	2.00
tblConstEquipMitigation	NumberOfEquipmentMitigated	0.00	7.00
tblConstEquipMitigation	NumberOfEquipmentMitigated	0.00	2.00
tblConstEquipMitigation	NumberOfEquipmentMitigated	0.00	2.00
tblConstEquipMitigation	NumberOfEquipmentMitigated	0.00	4.00
tblConstEquipMitigation	NumberOfEquipmentMitigated	0.00	2.00
tblConstEquipMitigation	NumberOfEquipmentMitigated	0.00	17.00
tblConstEquipMitigation	NumberOfEquipmentMitigated	0.00	24.00

tblConstEquipMitigation	Tier	No Change	Tier 4 Final
tblConstEquipMitigation	Tier	No Change	Tier 4 Final
tblConstEquipMitigation	Tier	No Change	Tier 4 Final
tblConstEquipMitigation	Tier	No Change	Tier 4 Final
tblConstEquipMitigation	Tier	No Change	Tier 4 Final
tblConstEquipMitigation	Tier	No Change	Tier 4 Final
tblConstEquipMitigation	Tier	No Change	Tier 4 Final
tblConstEquipMitigation	Tier	No Change	Tier 4 Final
tblConstEquipMitigation	Tier	No Change	Tier 4 Final
tblConstEquipMitigation	Tier	No Change	Tier 4 Final
tblConstructionPhase	NumDays	1,550.00	79.00
tblConstructionPhase	NumDays	155.00	26.00
tblConstructionPhase	NumDays	155.00	25.00
tblConstructionPhase	NumDays	155.00	131.00
tblConstructionPhase	NumDays	155.00	131.00
tblConstructionPhase	NumDays	110.00	52.00
tblConstructionPhase	NumDays	110.00	25.00
tblConstructionPhase	NumDays	110.00	25.00
tblConstructionPhase	NumDays	60.00	27.00
tblConstructionPhase	NumDays	60.00	11.00
tblConstructionPhase	NumDaysWeek	5.00	6.00
tblConstructionPhase	NumDaysWeek	5.00	6.00
tblConstructionPhase	NumDaysWeek	5.00	6.00
tblConstructionPhase	NumDaysWeek	5.00	6.00
tblConstructionPhase	NumDaysWeek	5.00	6.00
tblConstructionPhase	NumDaysWeek	5.00	6.00
tblConstructionPhase	NumDaysWeek	5.00	6.00
tblConstructionPhase	NumDaysWeek	5.00	6.00
tblConstructionPhase	NumDaysWeek	5.00	6.00
tblConstructionPhase	NumDaysWeek	5.00	6.00

tblConstructionPhase	NumDaysWeek	5.00	6.00
tblConstructionPhase	NumDaysWeek	5.00	6.00
tblConstructionPhase	NumDaysWeek	5.00	6.00
tblConstructionPhase	NumDaysWeek	5.00	6.00
tblLandUse	LotAcreage	0.00	90.00
tblOffRoadEquipment	HorsePower	402.00	511.00
tblOffRoadEquipment	OffRoadEquipmentUnitAmount	1.00	0.00
tblOffRoadEquipment	OffRoadEquipmentUnitAmount	2.00	0.00
tblOffRoadEquipment	OffRoadEquipmentUnitAmount	2.00	4.00
tblOffRoadEquipment	OffRoadEquipmentUnitAmount	2.00	4.00
tblOffRoadEquipment	OffRoadEquipmentUnitAmount	2.00	0.00
tblOffRoadEquipment	OffRoadEquipmentUnitAmount	3.00	0.00
tblOffRoadEquipment	OffRoadEquipmentUnitAmount	1.00	0.00
tblOffRoadEquipment	OffRoadEquipmentUnitAmount	1.00	0.00
tblOffRoadEquipment	OffRoadEquipmentUnitAmount	1.00	0.00
tblOffRoadEquipment	OffRoadEquipmentUnitAmount	1.00	0.00
tblOffRoadEquipment	OffRoadEquipmentUnitAmount	1.00	0.00
tblOffRoadEquipment	OffRoadEquipmentUnitAmount	2.00	1.00
tblOffRoadEquipment	OffRoadEquipmentUnitAmount	2.00	1.00
tblOffRoadEquipment	OffRoadEquipmentUnitAmount	2.00	0.00
tblOffRoadEquipment	OffRoadEquipmentUnitAmount	2.00	1.00
tblOffRoadEquipment	OffRoadEquipmentUnitAmount	2.00	1.00
tblOffRoadEquipment	OffRoadEquipmentUnitAmount	2.00	0.00
tblOffRoadEquipment	OffRoadEquipmentUnitAmount	2.00	1.00
tblOffRoadEquipment	OffRoadEquipmentUnitAmount	2.00	1.00
tblOffRoadEquipment	OffRoadEquipmentUnitAmount	2.00	0.00
tblOffRoadEquipment	OffRoadEquipmentUnitAmount	1.00	0.00
tblOffRoadEquipment	OffRoadEquipmentUnitAmount	1.00	4.00
tblOffRoadEquipment	OffRoadEquipmentUnitAmount	1.00	4.00
tblOffRoadEquipment	OffRoadEquipmentUnitAmount	1.00	4.00

tblOffRoadEquipment	OffRoadEquipmentUnitAmount	3.00	1.00
tblOffRoadEquipment	OffRoadEquipmentUnitAmount	3.00	0.00
tblOffRoadEquipment	OffRoadEquipmentUnitAmount	2.00	0.00
tblOffRoadEquipment	OffRoadEquipmentUnitAmount	2.00	0.00
tblOffRoadEquipment	OffRoadEquipmentUnitAmount	2.00	0.00
tblOffRoadEquipment	OffRoadEquipmentUnitAmount	2.00	0.00
tblOffRoadEquipment	OffRoadEquipmentUnitAmount	3.00	4.00
tblOffRoadEquipment	OffRoadEquipmentUnitAmount	2.00	1.00
tblOffRoadEquipment	OffRoadEquipmentUnitAmount	2.00	4.00
tblOffRoadEquipment	OffRoadEquipmentUnitAmount	2.00	4.00
tblOffRoadEquipment	OffRoadEquipmentUnitAmount	2.00	4.00
tblOffRoadEquipment	OffRoadEquipmentUnitAmount	4.00	1.00
tblOffRoadEquipment	OffRoadEquipmentUnitAmount	1.00	0.00
tblProjectCharacteristics	CO2IntensityFactor	702.44	541
tblProjectCharacteristics	UrbanizationLevel	Urban	Rural
tblTripsAndVMT	VendorTripLength	7.90	10.00
tblTripsAndVMT	VendorTripLength	7.90	10.00
tblTripsAndVMT	VendorTripLength	7.90	10.00
tblTripsAndVMT	VendorTripLength	7.90	10.00
tblTripsAndVMT	VendorTripLength	7.90	10.00
tblTripsAndVMT	VendorTripNumber	0.00	10.00
tblTripsAndVMT	VendorTripNumber	0.00	10.00
tblTripsAndVMT	VendorTripNumber	0.00	10.00
tblTripsAndVMT	VendorTripNumber	0.00	10.00
tblTripsAndVMT	VendorTripNumber	46.00	10.00
tblTripsAndVMT	WorkerTripNumber	15.00	30.00
tblTripsAndVMT	WorkerTripNumber	10.00	16.00
tblTripsAndVMT	WorkerTripNumber	8.00	10.00
tblTripsAndVMT	WorkerTripNumber	3.00	0.00
tblTripsAndVMT	WorkerTripNumber	3.00	6.00

tblTripsAndVMT	WorkerTripNumber	3.00	20.00
tblTripsAndVMT	WorkerTripNumber	30.00	40.00
tblTripsAndVMT	WorkerTripNumber	10.00	30.00
tblTripsAndVMT	WorkerTripNumber	8.00	6.00
tblTripsAndVMT	WorkerTripNumber	3.00	16.00
tblTripsAndVMT	WorkerTripNumber	48.00	96.00
tblTripsAndVMT	WorkerTripNumber	20.00	50.00
tblTripsAndVMT	WorkerTripNumber	119.00	0.00

2.0 Emissions Summary

2.1 Overall Construction

Unmitigated Construction

	ROG	NOx	CO	SO2	Fugitive PM10	Exhaust PM10	PM10 Total	Fugitive PM2.5	Exhaust PM2.5	PM2.5 Total	Bio- CO2	NBio-CO2	Total CO2	CH4	N2O	CO2e
Year	tons/yr										MT/yr					
2020	1.8436	17.6467	11.6667	0.0236	3.7332	0.8467	4.5799	1.9969	0.7853	2.7822	0.0000	2,077.5821	2,077.5821	0.5537	0.0000	2,091.4250
Maximum	**1.8436**	**17.6467**	**11.6667**	**0.0236**	**3.7332**	**0.8467**	**4.5799**	**1.9969**	**0.7853**	**2.7822**	**0.0000**	**2,077.5821**	**2,077.5821**	**0.5537**	**0.0000**	**2,091.4250**

Mitigated Construction

	ROG	NOx	CO	SO2	Fugitive PM10	Exhaust PM10	PM10 Total	Fugitive PM2.5	Exhaust PM2.5	PM2.5 Total	Bio- CO2	NBio-CO2	Total CO2	CH4	N2O	CO2e
Year	tons/yr										MT/yr					

2020	0.3390	1.2545	10.8664	0.0236	1.5750	0.0338	1.6088	0.8106	0.0336	0.8442	0.0000	1,901.2354	1,901.2354	0.5432	0.0000	1,914.8145
Maximum	**0.3390**	**1.2545**	**10.8664**	**0.0236**	**1.5750**	**0.0338**	**1.6088**	**0.8106**	**0.0336**	**0.8442**	**0.0000**	**1,901.2354**	**1,901.2354**	**0.5432**	**0.0000**	**1,914.8145**

	ROG	NOx	CO	SO2	Fugitive PM10	Exhaust PM10	PM10 Total	Fugitive PM2.5	Exhaust PM2.5	PM2.5 Total	Bio- CO2	NBio-CO2	Total CO2	CH4	N20	CO2e
Percent Reduction	**81.61**	**92.89**	**6.86**	**0.00**	**57.81**	**96.01**	**64.87**	**59.41**	**95.72**	**69.66**	**0.00**	**8.49**	**8.49**	**1.91**	**0.00**	**8.44**

Quarter	Start Date	End Date	Maximum Unmitigated ROG + NOX (tons/quarter)	Maximum Mitigated ROG + NOX (tons/quarter)
1	**1-1-2020**	**3-31-2020**	0.3453	0.0448
2	**4-1-2020**	**6-30-2020**	6.5467	0.4832
3	**7-1-2020**	**9-30-2020**	10.8039	0.9021
		Highest	10.8039	0.9021

2.2 Overall Operational

Unmitigated Operational

	ROG	NOx	CO	SO2	Fugitive PM10	Exhaust PM10	PM10 Total	Fugitive PM2.5	Exhaust PM2.5	PM2.5 Total	Bio- CO2	NBio-CO2	Total CO2	CH4	N2O	CO2e
Category	tons/yr										MT/yr					
Area	0.0183	0.0000	1.0000e-004	0.0000		0.0000	0.0000		0.0000	0.0000	0.0000	1.9000e-004	1.9000e-004	0.0000	0.0000	2.0000e-004
Energy	0.0000	0.0000	0.0000	0.0000		0.0000	0.0000		0.0000	0.0000	0.0000	0.0000	0.0000	0.0000	0.0000	0.0000
Mobile	0.0000	0.0000	0.0000	0.0000	0.0000	0.0000	0.0000	0.0000	0.0000	0.0000	0.0000	0.0000	0.0000	0.0000	0.0000	0.0000
Waste						0.0000	0.0000		0.0000	0.0000	0.0000	0.0000	0.0000	0.0000	0.0000	0.0000
Water						0.0000	0.0000		0.0000	0.0000	0.0000	0.0000	0.0000	0.0000	0.0000	0.0000
Total	**0.0183**	**0.0000**	**1.0000e-004**	**0.0000**	**0.0000**	**0.0000**	**0.0000**	**0.0000**	**0.0000**	**0.0000**	**0.0000**	**1.9000e-004**	**1.9000e-004**	**0.0000**	**0.0000**	**2.0000e-004**

Mitigated Operational

	ROG	NOx	CO	SO2	Fugitive PM10	Exhaust PM10	PM10 Total	Fugitive PM2.5	Exhaust PM2.5	PM2.5 Total	Bio- CO2	NBio-CO2	Total CO2	CH4	N2O	CO2e
Category	tons/yr										MT/yr					
Area	0.0183	0.0000	1.0000e-004	0.0000		0.0000	0.0000		0.0000	0.0000	0.0000	1.9000e-004	1.9000e-004	0.0000	0.0000	2.0000e-004
Energy	0.0000	0.0000	0.0000	0.0000		0.0000	0.0000		0.0000	0.0000	0.0000	0.0000	0.0000	0.0000	0.0000	0.0000
Mobile	0.0000	0.0000	0.0000	0.0000	0.0000	0.0000	0.0000	0.0000	0.0000	0.0000	0.0000	0.0000	0.0000	0.0000	0.0000	0.0000
Waste						0.0000	0.0000		0.0000	0.0000	0.0000	0.0000	0.0000	0.0000	0.0000	0.0000
Water						0.0000	0.0000		0.0000	0.0000	0.0000	0.0000	0.0000	0.0000	0.0000	0.0000
Total	**0.0183**	**0.0000**	**1.0000e-004**	**0.0000**	**0.0000**	**0.0000**	**0.0000**	**0.0000**	**0.0000**	**0.0000**	**0.0000**	**1.9000e-004**	**1.9000e-004**	**0.0000**	**0.0000**	**2.0000e-004**

	ROG	NOx	CO	SO2	Fugitive PM10	Exhaust PM10	PM10 Total	Fugitive PM2.5	Exhaust PM2.5	PM2.5 Total	Bio- CO2	NBio-CO2	Total CO2	CH4	N20	CO2e
Percent Reduction	**0.00**	**0.00**	**0.00**	**0.00**	**0.00**	**0.00**	**0.00**	**0.00**	**0.00**	**0.00**	**0.00**	**0.00**	**0.00**	**0.00**	**0.00**	**0.00**

3.0 Construction Detail

Construction Phase

Phase Number	Phase Name	Phase Type	Start Date	End Date	Num Days Week	Num Days	Phase Description
1	SPS Site Preparation	Site Preparation	1/1/2020	1/31/2020	6	27	
2	BTR Site Preparation	Site Preparation	4/1/2020	4/13/2020	6	11	
3	BTR Access Road Grading	Grading	4/16/2020	5/14/2020	6	25	
4	Dewatering Activities	Trenching	4/16/2020	6/15/2020	6	52	
5	Paving Haul Roads	Paving	4/16/2020	5/14/2020	6	25	
6	Culvert Crossing Repair	Paving	4/16/2020	5/14/2020	6	25	

7	BTR Grading and Hauling	Grading	5/15/2020	10/14/2020	6	131	
8	SPS Grading	Grading	5/15/2020	10/14/2020	6	131	
9	SPS Construction	Building Construction	7/15/2020	10/14/2020	6	79	
10	Seasonal Stockpile/Crushing	Trenching	8/15/2020	10/14/2020	6	52	
11	SPS Paving	Paving	8/15/2020	10/14/2020	6	52	
12	Slope Protection Activity	Grading	9/15/2020	10/14/2020	6	26	
13	Hydroblasting for Cement Slurry	Trenching	9/15/2020	10/14/2020	6	26	
14	Sluicegate Repair	Trenching	9/15/2020	10/14/2020	6	26	

Acres of Grading (Site Preparation Phase): 0

Acres of Grading (Grading Phase): 0

Acres of Paving: 6.5

Residential Indoor: 0; Residential Outdoor: 0; Non-Residential Indoor: 0; Non-Residential Outdoor: 0; Striped Parking Area: 0

OffRoad Equipment

Phase Name	Offroad Equipment Type	Amount	Usage Hours	Horse Power	Load Factor
SPS Site Preparation	Concrete/Industrial Saws	0	8.00	81	0.73
SPS Site Preparation	Excavators	1	8.00	158	0.38
SPS Site Preparation	Off-Highway Trucks	0		402	0.38
SPS Site Preparation	Rubber Tired Dozers	1	8.00	247	0.40
SPS Site Preparation	Tractors/Loaders/Backhoes	4	8.00	97	0.37
BTR Site Preparation	Rubber Tired Dozers	0	8.00	247	0.40
BTR Site Preparation	Tractors/Loaders/Backhoes	1	8.00	97	0.37
BTR Access Road Grading	Air Compressors	0	6.00	78	0.48
BTR Access Road Grading	Excavators	4	8.00	158	0.38
BTR Access Road Grading	Graders	0	8.00	187	0.41
BTR Access Road Grading	Rubber Tired Dozers	4	8.00	247	0.40
BTR Access Road Grading	Scrapers	0	8.00	367	0.48
BTR Access Road Grading	Tractors/Loaders/Backhoes	4	8.00	97	0.37
Dewatering Activities	Cranes	0	7.00	231	0.29

Dewatering Activities	Forklifts	0	8.00	89	0.20
Dewatering Activities	Generator Sets	0	8.00	84	0.74
Dewatering Activities	Pumps	4	24.00	84	0.74
Dewatering Activities	Tractors/Loaders/Backhoes	0	7.00	97	0.37
Dewatering Activities	Welders	0	8.00	46	0.45
Paving Haul Roads	Excavators	0	8.00	158	0.38
Paving Haul Roads	Graders	0	8.00	187	0.41
Paving Haul Roads	Pavers	1	8.00	130	0.42
Paving Haul Roads	Paving Equipment	1	8.00	132	0.36
Paving Haul Roads	Rollers	1	8.00	80	0.38
Paving Haul Roads	Rubber Tired Dozers	0	8.00	247	0.40
Paving Haul Roads	Scrapers	0	8.00	367	0.48
Paving Haul Roads	Tractors/Loaders/Backhoes	0	8.00	97	0.37
Culvert Crossing Repair	Cement and Mortar Mixers	1	8.00	9	0.56
Culvert Crossing Repair	Pavers	0	8.00	130	0.42
Culvert Crossing Repair	Paving Equipment	0	8.00	132	0.36
Culvert Crossing Repair	Rollers	0	8.00	80	0.38
BTR Grading and Hauling	Excavators	4	8.00	158	0.38
BTR Grading and Hauling	Graders	0	8.00	187	0.41
BTR Grading and Hauling	Off-Highway Trucks	7	8.00	511	0.38
BTR Grading and Hauling	Rubber Tired Dozers	4	8.00	247	0.40
BTR Grading and Hauling	Scrapers	0	8.00	367	0.48
BTR Grading and Hauling	Tractors/Loaders/Backhoes	4	8.00	97	0.37
SPS Grading	Excavators	0	8.00	158	0.38
SPS Grading	Graders	0	8.00	187	0.41
SPS Grading	Rubber Tired Dozers	4	8.00	247	0.40
SPS Grading	Scrapers	0	8.00	367	0.48
SPS Grading	Tractors/Loaders/Backhoes	4	8.00	97	0.37
SPS Construction	Cranes	0	7.00	231	0.29
SPS Construction	Forklifts	0	8.00	89	0.20

SPS Construction	Generator Sets	0	8.00	84	0.74
SPS Construction	Rubber Tired Dozers	4	8.00	247	0.40
SPS Construction	Tractors/Loaders/Backhoes	4	7.00	97	0.37
SPS Construction	Welders	0	8.00	46	0.45
Seasonal Stockpile/Crushing	Crushing/Proc. Equipment	1	8.00	85	0.78
Seasonal Stockpile/Crushing	Generator Sets	1	8.00	84	0.74
Seasonal Stockpile/Crushing	Tractors/Loaders/Backhoes	2	8.00	97	0.37
SPS Paving	Pavers	1	8.00	130	0.42
SPS Paving	Paving Equipment	1	8.00	132	0.36
SPS Paving	Rollers	1	8.00	80	0.38
Slope Protection Activity	Excavators	0	8.00	158	0.38
Slope Protection Activity	Graders	0	8.00	187	0.41
Slope Protection Activity	Rubber Tired Dozers	0	8.00	247	0.40
Slope Protection Activity	Scrapers	0	8.00	367	0.48
Slope Protection Activity	Tractors/Loaders/Backhoes	1	8.00	97	0.37
Hydroblasting for Cement Slurry	Generator Sets	1	8.00	84	0.74

Trips and VMT

Phase Name	Offroad Equipment Count	Worker Trip Number	Vendor Trip Number	Hauling Trip Number	Worker Trip Length	Vendor Trip Length	Hauling Trip Length	Worker Vehicle Class	Vendor Vehicle Class	Hauling Vehicle Class
SPS Site Preparation	6	30.00	10.00	0.00	19.80	10.00	20.00	LD_Mix	HDT_Mix	HHDT
BTR Site Preparation	1	20.00	10.00	0.00	19.80	10.00	20.00	LD_Mix	HDT_Mix	HHDT
BTR Access Road Grading	12	40.00	10.00	0.00	19.80	10.00	20.00	LD_Mix	HDT_Mix	HHDT
Dewatering Activities	4	30.00	0.00	0.00	19.80	7.90	20.00	LD_Mix	HDT_Mix	HHDT
Paving Haul Roads	3	6.00	0.00	0.00	19.80	7.90	20.00	LD_Mix	HDT_Mix	HHDT
Culvert Crossing Repair	1	16.00	0.00	0.00	19.80	7.90	20.00	LD_Mix	HDT_Mix	HHDT
BTR Grading and Hauling	19	96.00	10.00	0.00	19.80	10.00	20.00	LD_Mix	HDT_Mix	HHDT
SPS Grading	8	50.00	0.00	0.00	19.80	7.90	20.00	LD_Mix	HDT_Mix	HHDT
SPS Construction	8	0.00	10.00	0.00	19.80	10.00	20.00	LD_Mix	HDT_Mix	HHDT
Seasonal Stockpile/Crushing	4	16.00	0.00	0.00	19.80	7.90	20.00	LD_Mix	HDT_Mix	HHDT

SPS Paving	3	10.00	0.00	0.00	19.80	7.90	20.00	LD_Mix	HDT_Mix	HHDT
Slope Protection Activity	1	0.00	0.00	0.00	19.80	7.90	20.00	LD_Mix	HDT_Mix	HHDT
Hydroblasting for Cement Slurry	1	6.00	0.00	0.00	19.80	7.90	20.00	LD_Mix	HDT_Mix	HHDT
Sluicegate Repair			0.00	0.00	19.80	7.90				

3.1 Mitigation Measures Construction

Use Alternative Fuel for Construction Equipment

Use Cleaner Engines for Construction Equipment

Water Exposed Area

3.2 SPS Site Preparation - 2020

Unmitigated Construction On-Site

	ROG	NOx	CO	SO2	Fugitive PM10	Exhaust PM10	PM10 Total	Fugitive PM2.5	Exhaust PM2.5	PM2.5 Total	Bio- CO2	NBio-CO2	Total CO2	CH4	N2O	CO2e
Category	tons/yr										MT/yr					
Fugitive Dust					0.0813	0.0000	0.0813	0.0447	0.0000	0.0447	0.0000	0.0000	0.0000	0.0000	0.0000	0.0000
Off-Road	0.0292	0.2992	0.2230	3.5000e-004		0.0163	0.0163		0.0150	0.0150	0.0000	30.9915	30.9915	0.0100	0.0000	31.2420
Total	**0.0292**	**0.2992**	**0.2230**	**3.5000e-004**	**0.0813**	**0.0163**	**0.0976**	**0.0447**	**0.0150**	**0.0597**	**0.0000**	**30.9915**	**30.9915**	**0.0100**	**0.0000**	**31.2420**

Unmitigated Construction Off-Site

	ROG	NOx	CO	SO2	Fugitive PM10	Exhaust PM10	PM10 Total	Fugitive PM2.5	Exhaust PM2.5	PM2.5 Total	Bio- CO2	NBio-CO2	Total CO2	CH4	N2O	CO2e
Category	tons/yr										MT/yr					
Hauling	0.0000	0.0000	0.0000	0.0000	0.0000	0.0000	0.0000	0.0000	0.0000	0.0000	0.0000	0.0000	0.0000	0.0000	0.0000	0.0000

Vendor	6.2000e-004	0.0176	4.7800e-003	5.0000e-005	1.2300e-003	1.0000e-004	1.3300e-003	3.6000e-004	9.0000e-005	4.5000e-004	0.0000	4.5413	4.5413	2.6000e-004	0.0000	4.5477
Worker	2.3800e-003	1.9900e-003	0.0218	6.0000e-005	5.9800e-003	5.0000e-005	6.0300e-003	1.5900e-003	5.0000e-005	1.6300e-003	0.0000	5.5424	5.5424	1.7000e-004	0.0000	5.5467
Total	**3.0000e-003**	**0.0196**	**0.0266**	**1.1000e-004**	**7.2100e-003**	**1.5000e-004**	**7.3600e-003**	**1.9500e-003**	**1.4000e-004**	**2.0800e-003**	**0.0000**	**10.0837**	**10.0837**	**4.3000e-004**	**0.0000**	**10.0944**

Mitigated Construction On-Site

	ROG	NOx	CO	SO2	Fugitive PM10	Exhaust PM10	PM10 Total	Fugitive PM2.5	Exhaust PM2.5	PM2.5 Total	Bio- CO2	NBio-CO2	Total CO2	CH4	N2O	CO2e
Category	tons/yr										MT/yr					
Fugitive Dust					0.0317	0.0000	0.0317	0.0174	0.0000	0.0174	0.0000	0.0000	0.0000	0.0000	0.0000	0.0000
Off-Road	4.3200e-003	0.0187	0.2311	3.5000e-004		5.8000e-004	5.8000e-004		5.8000e-004	5.8000e-004	0.0000	30.9914	30.9914	0.0100	0.0000	31.2420
Total	**4.3200e-003**	**0.0187**	**0.2311**	**3.5000e-004**	**0.0317**	**5.8000e-004**	**0.0323**	**0.0174**	**5.8000e-004**	**0.0180**	**0.0000**	**30.9914**	**30.9914**	**0.0100**	**0.0000**	**31.2420**

Mitigated Construction Off-Site

	ROG	NOx	CO	SO2	Fugitive PM10	Exhaust PM10	PM10 Total	Fugitive PM2.5	Exhaust PM2.5	PM2.5 Total	Bio- CO2	NBio-CO2	Total CO2	CH4	N2O	CO2e
Category	tons/yr										MT/yr					
Hauling	0.0000	0.0000	0.0000	0.0000	0.0000	0.0000	0.0000	0.0000	0.0000	0.0000	0.0000	0.0000	0.0000	0.0000	0.0000	0.0000
Vendor	6.2000e-004	0.0176	4.7800e-003	5.0000e-005	1.2300e-003	1.0000e-004	1.3300e-003	3.6000e-004	9.0000e-005	4.5000e-004	0.0000	4.5413	4.5413	2.6000e-004	0.0000	4.5477
Worker	2.3800e-003	1.9900e-003	0.0218	6.0000e-005	5.9800e-003	5.0000e-005	6.0300e-003	1.5900e-003	5.0000e-005	1.6300e-003	0.0000	5.5424	5.5424	1.7000e-004	0.0000	5.5467
Total	**3.0000e-003**	**0.0196**	**0.0266**	**1.1000e-004**	**7.2100e-003**	**1.5000e-004**	**7.3600e-003**	**1.9500e-003**	**1.4000e-004**	**2.0800e-003**	**0.0000**	**10.0837**	**10.0837**	**4.3000e-004**	**0.0000**	**10.0944**

3.3 BTR Site Preparation - 2020

Unmitigated Construction On-Site

	ROG	NOx	CO	SO2	Fugitive PM10	Exhaust PM10	PM10 Total	Fugitive PM2.5	Exhaust PM2.5	PM2.5 Total	Bio- CO2	NBio-CO2	Total CO2	CH4	N2O	CO2e
Category	tons/yr										MT/yr					
Fugitive Dust					0.0000	0.0000	0.0000	0.0000	0.0000	0.0000	0.0000	0.0000	0.0000	0.0000	0.0000	0.0000
Off-Road	1.1500e-003	0.0116	0.0125	2.0000e-005		7.3000e-004	7.3000e-004		6.7000e-004	6.7000e-004	0.0000	1.5007	1.5007	4.9000e-004	0.0000	1.5128
Total	**1.1500e-003**	**0.0116**	**0.0125**	**2.0000e-005**	**0.0000**	**7.3000e-004**	**7.3000e-004**	**0.0000**	**6.7000e-004**	**6.7000e-004**	**0.0000**	**1.5007**	**1.5007**	**4.9000e-004**	**0.0000**	**1.5128**

Unmitigated Construction Off-Site

	ROG	NOx	CO	SO2	Fugitive PM10	Exhaust PM10	PM10 Total	Fugitive PM2.5	Exhaust PM2.5	PM2.5 Total	Bio- CO2	NBio-CO2	Total CO2	CH4	N2O	CO2e
Category	tons/yr										MT/yr					
Hauling	0.0000	0.0000	0.0000	0.0000	0.0000	0.0000	0.0000	0.0000	0.0000	0.0000	0.0000	0.0000	0.0000	0.0000	0.0000	0.0000
Vendor	2.5000e-004	7.1700e-003	1.9500e-003	2.0000e-005	5.0000e-004	4.0000e-005	5.4000e-004	1.4000e-004	4.0000e-005	1.8000e-004	0.0000	1.8501	1.8501	1.0000e-004	0.0000	1.8528
Worker	6.5000e-004	5.4000e-004	5.9200e-003	2.0000e-005	1.6200e-003	1.0000e-005	1.6400e-003	4.3000e-004	1.0000e-005	4.4000e-004	0.0000	1.5054	1.5054	5.0000e-005	0.0000	1.5065
Total	**9.0000e-004**	**7.7100e-003**	**7.8700e-003**	**4.0000e-005**	**2.1200e-003**	**5.0000e-005**	**2.1800e-003**	**5.7000e-004**	**5.0000e-005**	**6.2000e-004**	**0.0000**	**3.3555**	**3.3555**	**1.5000e-004**	**0.0000**	**3.3593**

Mitigated Construction On-Site

	ROG	NOx	CO	SO2	Fugitive PM10	Exhaust PM10	PM10 Total	Fugitive PM2.5	Exhaust PM2.5	PM2.5 Total	Bio- CO2	NBio-CO2	Total CO2	CH4	N2O	CO2e
Category	tons/yr										MT/yr					
Fugitive Dust					0.0000	0.0000	0.0000	0.0000	0.0000	0.0000	0.0000	0.0000	0.0000	0.0000	0.0000	0.0000
Off-Road	2.1000e-004	9.1000e-004	0.0129	2.0000e-005		3.0000e-005	3.0000e-005		3.0000e-005	3.0000e-005	0.0000	1.5007	1.5007	4.9000e-004	0.0000	1.5128
Total	**2.1000e-004**	**9.1000e-004**	**0.0129**	**2.0000e-005**	**0.0000**	**3.0000e-005**	**3.0000e-005**	**0.0000**	**3.0000e-005**	**3.0000e-005**	**0.0000**	**1.5007**	**1.5007**	**4.9000e-004**	**0.0000**	**1.5128**

Mitigated Construction Off-Site

	ROG	NOx	CO	SO2	Fugitive PM10	Exhaust PM10	PM10 Total	Fugitive PM2.5	Exhaust PM2.5	PM2.5 Total	Bio- CO2	NBio-CO2	Total CO2	CH4	N2O	CO2e
Category	tons/yr										MT/yr					
Hauling	0.0000	0.0000	0.0000	0.0000	0.0000	0.0000	0.0000	0.0000	0.0000	0.0000	0.0000	0.0000	0.0000	0.0000	0.0000	0.0000
Vendor	2.5000e-004	7.1700e-003	1.9500e-003	2.0000e-005	5.0000e-004	4.0000e-005	5.4000e-004	1.4000e-004	4.0000e-005	1.8000e-004	0.0000	1.8501	1.8501	1.0000e-004	0.0000	1.8528
Worker	6.5000e-004	5.4000e-004	5.9200e-003	2.0000e-005	1.6200e-003	1.0000e-005	1.6400e-003	4.3000e-004	1.0000e-005	4.4000e-004	0.0000	1.5054	1.5054	5.0000e-005	0.0000	1.5065
Total	**9.0000e-004**	**7.7100e-003**	**7.8700e-003**	**4.0000e-005**	**2.1200e-003**	**5.0000e-005**	**2.1800e-003**	**5.7000e-004**	**5.0000e-005**	**6.2000e-004**	**0.0000**	**3.3555**	**3.3555**	**1.5000e-004**	**0.0000**	**3.3593**

3.4 BTR Access Road Grading - 2020

Unmitigated Construction On-Site

	ROG	NOx	CO	SO2	Fugitive PM10	Exhaust PM10	PM10 Total	Fugitive PM2.5	Exhaust PM2.5	PM2.5 Total	Bio- CO2	NBio-CO2	Total CO2	CH4	N2O	CO2e
Category	tons/yr										MT/yr					
Fugitive Dust					0.3011	0.0000	0.3011	0.1655	0.0000	0.1655	0.0000	0.0000	0.0000	0.0000	0.0000	0.0000

Off-Road	0.0767	0.7925	0.4840	8.4000e-004		0.0403	0.0403		0.0370	0.0370	0.0000	73.8552	73.8552	0.0239	0.0000	74.4524
Total	**0.0767**	**0.7925**	**0.4840**	**8.4000e-004**	**0.3011**	**0.0403**	**0.3414**	**0.1655**	**0.0370**	**0.2025**	**0.0000**	**73.8552**	**73.8552**	**0.0239**	**0.0000**	**74.4524**

Unmitigated Construction Off-Site

	ROG	NOx	CO	SO2	Fugitive PM10	Exhaust PM10	PM10 Total	Fugitive PM2.5	Exhaust PM2.5	PM2.5 Total	Bio- CO2	NBio-CO2	Total CO2	CH4	N2O	CO2e
Category	tons/yr										MT/yr					
Hauling	0.0000	0.0000	0.0000	0.0000	0.0000	0.0000	0.0000	0.0000	0.0000	0.0000	0.0000	0.0000	0.0000	0.0000	0.0000	0.0000
Vendor	5.7000e-004	0.0163	4.4200e-003	4.0000e-005	1.1400e-003	9.0000e-005	1.2300e-003	3.3000e-004	9.0000e-005	4.1000e-004	0.0000	4.2049	4.2049	2.4000e-004	0.0000	4.2108
Worker	2.9400e-003	2.4500e-003	0.0269	8.0000e-005	7.3800e-003	6.0000e-005	7.4400e-003	1.9600e-003	6.0000e-005	2.0200e-003	0.0000	6.8425	6.8425	2.1000e-004	0.0000	6.8478
Total	**3.5100e-003**	**0.0188**	**0.0313**	**1.2000e-004**	**8.5200e-003**	**1.5000e-004**	**8.6700e-003**	**2.2900e-003**	**1.5000e-004**	**2.4300e-003**	**0.0000**	**11.0474**	**11.0474**	**4.5000e-004**	**0.0000**	**11.0586**

Mitigated Construction On-Site

	ROG	NOx	CO	SO2	Fugitive PM10	Exhaust PM10	PM10 Total	Fugitive PM2.5	Exhaust PM2.5	PM2.5 Total	Bio- CO2	NBio-CO2	Total CO2	CH4	N2O	CO2e
Category	tons/yr										MT/yr					
Fugitive Dust					0.1174	0.0000	0.1174	0.0646	0.0000	0.0646	0.0000	0.0000	0.0000	0.0000	0.0000	0.0000
Off-Road	0.0103	0.0447	0.5047	8.4000e-004		1.3700e-003	1.3700e-003		1.3700e-003	1.3700e-003	0.0000	73.8552	73.8552	0.0239	0.0000	74.4523
Total	**0.0103**	**0.0447**	**0.5047**	**8.4000e-004**	**0.1174**	**1.3700e-003**	**0.1188**	**0.0646**	**1.3700e-003**	**0.0659**	**0.0000**	**73.8552**	**73.8552**	**0.0239**	**0.0000**	**74.4523**

Mitigated Construction Off-Site

	ROG	NOx	CO	SO2	Fugitive PM10	Exhaust PM10	PM10 Total	Fugitive PM2.5	Exhaust PM2.5	PM2.5 Total	Bio- CO2	NBio-CO2	Total CO2	CH4	N2O	CO2e
Category	tons/yr										MT/yr					
Hauling	0.0000	0.0000	0.0000	0.0000	0.0000	0.0000	0.0000	0.0000	0.0000	0.0000	0.0000	0.0000	0.0000	0.0000	0.0000	0.0000
Vendor	5.7000e-004	0.0163	4.4200e-003	4.0000e-005	1.1400e-003	9.0000e-005	1.2300e-003	3.3000e-004	9.0000e-005	4.1000e-004	0.0000	4.2049	4.2049	2.4000e-004	0.0000	4.2108
Worker	2.9400e-003	2.4500e-003	0.0269	8.0000e-005	7.3800e-003	6.0000e-005	7.4400e-003	1.9600e-003	6.0000e-005	2.0200e-003	0.0000	6.8425	6.8425	2.1000e-004	0.0000	6.8478
Total	**3.5100e-003**	**0.0188**	**0.0313**	**1.2000e-004**	**8.5200e-003**	**1.5000e-004**	**8.6700e-003**	**2.2900e-003**	**1.5000e-004**	**2.4300e-003**	**0.0000**	**11.0474**	**11.0474**	**4.5000e-004**	**0.0000**	**11.0586**

3.5 Dewatering Activities - 2020

Unmitigated Construction On-Site

	ROG	NOx	CO	SO2	Fugitive PM10	Exhaust PM10	PM10 Total	Fugitive PM2.5	Exhaust PM2.5	PM2.5 Total	Bio- CO2	NBio-CO2	Total CO2	CH4	N2O	CO2e
Category	tons/yr										MT/yr					
Off-Road	0.1320	1.1011	1.1739	2.0500e-003		0.0647	0.0647		0.0647	0.0647	0.0000	176.3447	176.3447	0.0106	0.0000	176.6085
Total	**0.1320**	**1.1011**	**1.1739**	**2.0500e-003**		**0.0647**	**0.0647**		**0.0647**	**0.0647**	**0.0000**	**176.3447**	**176.3447**	**0.0106**	**0.0000**	**176.6085**

Unmitigated Construction Off-Site

	ROG	NOx	CO	SO2	Fugitive PM10	Exhaust PM10	PM10 Total	Fugitive PM2.5	Exhaust PM2.5	PM2.5 Total	Bio- CO2	NBio-CO2	Total CO2	CH4	N2O	CO2e

Category	tons/yr										MT/yr					
Hauling	0.0000	0.0000	0.0000	0.0000	0.0000	0.0000	0.0000	0.0000	0.0000	0.0000	0.0000	0.0000	0.0000	0.0000	0.0000	0.0000
Vendor	0.0000	0.0000	0.0000	0.0000	0.0000	0.0000	0.0000	0.0000	0.0000	0.0000	0.0000	0.0000	0.0000	0.0000	0.0000	0.0000
Worker	4.5800e-003	3.8300e-003	0.0420	1.2000e-004	0.0115	1.0000e-004	0.0116	3.0600e-003	9.0000e-005	3.1500e-003	0.0000	10.6743	10.6743	3.3000e-004	0.0000	10.6826
Total	**4.5800e-003**	**3.8300e-003**	**0.0420**	**1.2000e-004**	**0.0115**	**1.0000e-004**	**0.0116**	**3.0600e-003**	**9.0000e-005**	**3.1500e-003**	**0.0000**	**10.6743**	**10.6743**	**3.3000e-004**	**0.0000**	**10.6826**

Mitigated Construction On-Site

	ROG	NOx	CO	SO2	Fugitive PM10	Exhaust PM10	PM10 Total	Fugitive PM2.5	Exhaust PM2.5	PM2.5 Total	Bio- CO2	NBio-CO2	Total CO2	CH4	N2O	CO2e
Category	tons/yr										MT/yr					
Off-Road	0.0000	0.0000	0.0000	2.0500e-003		0.0000	0.0000		0.0000	0.0000	0.0000	0.0000	0.0000	0.0000	0.0000	0.0000
Total	**0.0000**	**0.0000**	**0.0000**	**2.0500e-003**		**0.0000**	**0.0000**		**0.0000**	**0.0000**	**0.0000**	**0.0000**	**0.0000**	**0.0000**	**0.0000**	**0.0000**

Mitigated Construction Off-Site

	ROG	NOx	CO	SO2	Fugitive PM10	Exhaust PM10	PM10 Total	Fugitive PM2.5	Exhaust PM2.5	PM2.5 Total	Bio- CO2	NBio-CO2	Total CO2	CH4	N2O	CO2e
Category	tons/yr										MT/yr					
Hauling	0.0000	0.0000	0.0000	0.0000	0.0000	0.0000	0.0000	0.0000	0.0000	0.0000	0.0000	0.0000	0.0000	0.0000	0.0000	0.0000
Vendor	0.0000	0.0000	0.0000	0.0000	0.0000	0.0000	0.0000	0.0000	0.0000	0.0000	0.0000	0.0000	0.0000	0.0000	0.0000	0.0000

Worker	4.5800e-003	3.8300e-003	0.0420	1.2000e-004	0.0115	1.0000e-004	0.0116	3.0600e-003	9.0000e-005	3.1500e-003	0.0000	10.6743	10.6743	3.3000e-004	0.0000	10.6826
Total	**4.5800e-003**	**3.8300e-003**	**0.0420**	**1.2000e-004**	**0.0115**	**1.0000e-004**	**0.0116**	**3.0600e-003**	**9.0000e-005**	**3.1500e-003**	**0.0000**	**10.6743**	**10.6743**	**3.3000e-004**	**0.0000**	**10.6826**

3.6 Paving Haul Roads - 2020

Unmitigated Construction On-Site

	ROG	NOx	CO	SO2	Fugitive PM10	Exhaust PM10	PM10 Total	Fugitive PM2.5	Exhaust PM2.5	PM2.5 Total	Bio- CO2	NBio-CO2	Total CO2	CH4	N2O	CO2e
Category	tons/yr										MT/yr					
Off-Road	8.4800e-003	0.0879	0.0916	1.4000e-004		4.7000e-003	4.7000e-003		4.3300e-003	4.3300e-003	0.0000	12.5176	12.5176	4.0500e-003	0.0000	12.6189
Paving	8.5200e-003					0.0000	0.0000		0.0000	0.0000	0.0000	0.0000	0.0000	0.0000	0.0000	0.0000
Total	**0.0170**	**0.0879**	**0.0916**	**1.4000e-004**		**4.7000e-003**	**4.7000e-003**		**4.3300e-003**	**4.3300e-003**	**0.0000**	**12.5176**	**12.5176**	**4.0500e-003**	**0.0000**	**12.6189**

Unmitigated Construction Off-Site

	ROG	NOx	CO	SO2	Fugitive PM10	Exhaust PM10	PM10 Total	Fugitive PM2.5	Exhaust PM2.5	PM2.5 Total	Bio- CO2	NBio-CO2	Total CO2	CH4	N2O	CO2e
Category	tons/yr										MT/yr					
Hauling	0.0000	0.0000	0.0000	0.0000	0.0000	0.0000	0.0000	0.0000	0.0000	0.0000	0.0000	0.0000	0.0000	0.0000	0.0000	0.0000
Vendor	0.0000	0.0000	0.0000	0.0000	0.0000	0.0000	0.0000	0.0000	0.0000	0.0000	0.0000	0.0000	0.0000	0.0000	0.0000	0.0000
Worker	4.4000e-004	3.7000e-004	4.0400e-003	1.0000e-005	1.1100e-003	1.0000e-005	1.1200e-003	2.9000e-004	1.0000e-005	3.0000e-004	0.0000	1.0264	1.0264	3.0000e-005	0.0000	1.0272
Total	**4.4000e-004**	**3.7000e-004**	**4.0400e-003**	**1.0000e-005**	**1.1100e-003**	**1.0000e-005**	**1.1200e-003**	**2.9000e-004**	**1.0000e-005**	**3.0000e-004**	**0.0000**	**1.0264**	**1.0264**	**3.0000e-005**	**0.0000**	**1.0272**

Mitigated Construction On-Site

	ROG	NOx	CO	SO2	Fugitive PM10	Exhaust PM10	PM10 Total	Fugitive PM2.5	Exhaust PM2.5	PM2.5 Total	Bio- CO2	NBio-CO2	Total CO2	CH4	N2O	CO2e
Category	tons/yr										MT/yr					
Off-Road	1.7500e-003	7.6000e-003	0.1081	1.4000e-004		2.3000e-004	2.3000e-004		2.3000e-004	2.3000e-004	0.0000	12.5176	12.5176	4.0500e-003	0.0000	12.6188
Paving	8.5200e-003					0.0000	0.0000		0.0000	0.0000	0.0000	0.0000	0.0000	0.0000	0.0000	0.0000
Total	**0.0103**	**7.6000e-003**	**0.1081**	**1.4000e-004**		**2.3000e-004**	**2.3000e-004**		**2.3000e-004**	**2.3000e-004**	**0.0000**	**12.5176**	**12.5176**	**4.0500e-003**	**0.0000**	**12.6188**

Mitigated Construction Off-Site

	ROG	NOx	CO	SO2	Fugitive PM10	Exhaust PM10	PM10 Total	Fugitive PM2.5	Exhaust PM2.5	PM2.5 Total	Bio- CO2	NBio-CO2	Total CO2	CH4	N2O	CO2e
Category	tons/yr										MT/yr					
Hauling	0.0000	0.0000	0.0000	0.0000	0.0000	0.0000	0.0000	0.0000	0.0000	0.0000	0.0000	0.0000	0.0000	0.0000	0.0000	0.0000
Vendor	0.0000	0.0000	0.0000	0.0000	0.0000	0.0000	0.0000	0.0000	0.0000	0.0000	0.0000	0.0000	0.0000	0.0000	0.0000	0.0000
Worker	4.4000e-004	3.7000e-004	4.0400e-003	1.0000e-005	1.1100e-003	1.0000e-005	1.1200e-003	2.9000e-004	1.0000e-005	3.0000e-004	0.0000	1.0264	1.0264	3.0000e-005	0.0000	1.0272
Total	**4.4000e-004**	**3.7000e-004**	**4.0400e-003**	**1.0000e-005**	**1.1100e-003**	**1.0000e-005**	**1.1200e-003**	**2.9000e-004**	**1.0000e-005**	**3.0000e-004**	**0.0000**	**1.0264**	**1.0264**	**3.0000e-005**	**0.0000**	**1.0272**

3.7 Culvert Crossing Repair - 2020

Unmitigated Construction On-Site

	ROG	NOx	CO	SO2	Fugitive PM10	Exhaust PM10	PM10 Total	Fugitive PM2.5	Exhaust PM2.5	PM2.5 Total	Bio- CO2	NBio-CO2	Total CO2	CH4	N2O	CO2e

Category	tons/yr										MT/yr					
Off-Road	7.3000e-004	4.6000e-003	3.8600e-003	1.0000e-005		1.8000e-004	1.8000e-004		1.8000e-004	1.8000e-004	0.0000	0.5729	0.5729	6.0000e-005	0.0000	0.5743
Paving	8.5200e-003					0.0000	0.0000		0.0000	0.0000	0.0000	0.0000	0.0000	0.0000	0.0000	0.0000
Total	**9.2500e-003**	**4.6000e-003**	**3.8600e-003**	**1.0000e-005**		**1.8000e-004**	**1.8000e-004**		**1.8000e-004**	**1.8000e-004**	**0.0000**	**0.5729**	**0.5729**	**6.0000e-005**	**0.0000**	**0.5743**

Unmitigated Construction Off-Site

	ROG	NOx	CO	SO2	Fugitive PM10	Exhaust PM10	PM10 Total	Fugitive PM2.5	Exhaust PM2.5	PM2.5 Total	Bio- CO2	NBio-CO2	Total CO2	CH4	N2O	CO2e
Category	tons/yr										MT/yr					
Hauling	0.0000	0.0000	0.0000	0.0000	0.0000	0.0000	0.0000	0.0000	0.0000	0.0000	0.0000	0.0000	0.0000	0.0000	0.0000	0.0000
Vendor	0.0000	0.0000	0.0000	0.0000	0.0000	0.0000	0.0000	0.0000	0.0000	0.0000	0.0000	0.0000	0.0000	0.0000	0.0000	0.0000
Worker	1.1700e-003	9.8000e-004	0.0108	3.0000e-005	2.9500e-003	2.0000e-005	2.9800e-003	7.8000e-004	2.0000e-005	8.1000e-004	0.0000	2.7370	2.7370	9.0000e-005	0.0000	2.7391
Total	**1.1700e-003**	**9.8000e-004**	**0.0108**	**3.0000e-005**	**2.9500e-003**	**2.0000e-005**	**2.9800e-003**	**7.8000e-004**	**2.0000e-005**	**8.1000e-004**	**0.0000**	**2.7370**	**2.7370**	**9.0000e-005**	**0.0000**	**2.7391**

Mitigated Construction On-Site

	ROG	NOx	CO	SO2	Fugitive PM10	Exhaust PM10	PM10 Total	Fugitive PM2.5	Exhaust PM2.5	PM2.5 Total	Bio- CO2	NBio-CO2	Total CO2	CH4	N2O	CO2e
Category	tons/yr										MT/yr					
Off-Road	0.0000	0.0000	0.0000	1.0000e-005		0.0000	0.0000		0.0000	0.0000	0.0000	0.5728	0.5728	6.0000e-005	0.0000	0.5743
Paving	8.5200e-003					0.0000	0.0000		0.0000	0.0000	0.0000	0.0000	0.0000	0.0000	0.0000	0.0000

Total	**8.5200e-003**	**0.0000**	**0.0000**	**1.0000e-005**		**0.0000**	**0.0000**		**0.0000**	**0.0000**	**0.0000**	**0.5728**	**0.5728**	**6.0000e-005**	**0.0000**	**0.5743**

Mitigated Construction Off-Site

	ROG	NOx	CO	SO2	Fugitive PM10	Exhaust PM10	PM10 Total	Fugitive PM2.5	Exhaust PM2.5	PM2.5 Total	Bio- CO2	NBio-CO2	Total CO2	CH4	N2O	CO2e
Category	tons/yr										MT/yr					
Hauling	0.0000	0.0000	0.0000	0.0000	0.0000	0.0000	0.0000	0.0000	0.0000	0.0000	0.0000	0.0000	0.0000	0.0000	0.0000	0.0000
Vendor	0.0000	0.0000	0.0000	0.0000	0.0000	0.0000	0.0000	0.0000	0.0000	0.0000	0.0000	0.0000	0.0000	0.0000	0.0000	0.0000
Worker	1.1700e-003	9.8000e-004	0.0108	3.0000e-005	2.9500e-003	2.0000e-005	2.9800e-003	7.8000e-004	2.0000e-005	8.1000e-004	0.0000	2.7370	2.7370	9.0000e-005	0.0000	2.7391
Total	**1.1700e-003**	**9.8000e-004**	**0.0108**	**3.0000e-005**	**2.9500e-003**	**2.0000e-005**	**2.9800e-003**	**7.8000e-004**	**2.0000e-005**	**8.1000e-004**	**0.0000**	**2.7370**	**2.7370**	**9.0000e-005**	**0.0000**	**2.7391**

3.8 BTR Grading and Hauling - 2020

Unmitigated Construction On-Site

	ROG	NOx	CO	SO2	Fugitive PM10	Exhaust PM10	PM10 Total	Fugitive PM2.5	Exhaust PM2.5	PM2.5 Total	Bio- CO2	NBio-CO2	Total CO2	CH4	N2O	CO2e
Category	tons/yr										MT/yr					
Fugitive Dust					1.5778	0.0000	1.5778	0.8673	0.0000	0.8673	0.0000	0.0000	0.0000	0.0000	0.0000	0.0000
Off-Road	0.8923	8.9548	5.7186	0.0121		0.3987	0.3987		0.3668	0.3668	0.0000	1,060.4358	1,060.4358	0.3430	0.0000	1,069.0099
Total	**0.8923**	**8.9548**	**5.7186**	**0.0121**	**1.5778**	**0.3987**	**1.9765**	**0.8673**	**0.3668**	**1.2341**	**0.0000**	**1,060.4358**	**1,060.4358**	**0.3430**	**0.0000**	**1,069.0099**

Unmitigated Construction Off-Site

	ROG	NOx	CO	SO2	Fugitive PM10	Exhaust PM10	PM10 Total	Fugitive PM2.5	Exhaust PM2.5	PM2.5 Total	Bio- CO2	NBio-CO2	Total CO2	CH4	N2O	CO2e
Category	tons/yr										MT/yr					
Hauling	0.0000	0.0000	0.0000	0.0000	0.0000	0.0000	0.0000	0.0000	0.0000	0.0000	0.0000	0.0000	0.0000	0.0000	0.0000	0.0000
Vendor	3.0000e-003	0.0854	0.0232	2.3000e-004	5.9700e-003	4.7000e-004	6.4400e-003	1.7200e-003	4.5000e-004	2.1700e-003	0.0000	22.0335	22.0335	1.2400e-003	0.0000	22.0646
Worker	0.0369	0.0308	0.3386	9.5000e-004	0.0928	7.8000e-004	0.0936	0.0246	7.2000e-004	0.0254	0.0000	86.0512	86.0512	2.6800e-003	0.0000	86.1181
Total	**0.0399**	**0.1163**	**0.3617**	**1.1800e-003**	**0.0988**	**1.2500e-003**	**0.1000**	**0.0264**	**1.1700e-003**	**0.0275**	**0.0000**	**108.0847**	**108.0847**	**3.9200e-003**	**0.0000**	**108.1828**

Mitigated Construction On-Site

	ROG	NOx	CO	SO2	Fugitive PM10	Exhaust PM10	PM10 Total	Fugitive PM2.5	Exhaust PM2.5	PM2.5 Total	Bio- CO2	NBio-CO2	Total CO2	CH4	N2O	CO2e
Category	tons/yr										MT/yr					
Fugitive Dust					0.6153	0.0000	0.6153	0.3382	0.0000	0.3382	0.0000	0.0000	0.0000	0.0000	0.0000	0.0000
Off-Road	0.1482	0.6422	6.0991	0.0121		0.0198	0.0198		0.0198	0.0198	0.0000	1,060.4345	1,060.4345	0.3430	0.0000	1,069.0087
Total	**0.1482**	**0.6422**	**6.0991**	**0.0121**	**0.6153**	**0.0198**	**0.6351**	**0.3382**	**0.0198**	**0.3580**	**0.0000**	**1,060.4345**	**1,060.4345**	**0.3430**	**0.0000**	**1,069.0087**

Mitigated Construction Off-Site

	ROG	NOx	CO	SO2	Fugitive PM10	Exhaust PM10	PM10 Total	Fugitive PM2.5	Exhaust PM2.5	PM2.5 Total	Bio- CO2	NBio-CO2	Total CO2	CH4	N2O	CO2e
Category	tons/yr										MT/yr					

Hauling	0.0000	0.0000	0.0000	0.0000	0.0000	0.0000	0.0000	0.0000	0.0000	0.0000	0.0000	0.0000	0.0000	0.0000	0.0000	0.0000
Vendor	3.0000e-003	0.0854	0.0232	2.3000e-004	5.9700e-003	4.7000e-004	6.4400e-003	1.7200e-003	4.5000e-004	2.1700e-003	0.0000	22.0335	22.0335	1.2400e-003	0.0000	22.0646
Worker	0.0369	0.0308	0.3386	9.5000e-004	0.0928	7.8000e-004	0.0936	0.0246	7.2000e-004	0.0254	0.0000	86.0512	86.0512	2.6800e-003	0.0000	86.1181
Total	**0.0399**	**0.1163**	**0.3617**	**1.1800e-003**	**0.0988**	**1.2500e-003**	**0.1000**	**0.0264**	**1.1700e-003**	**0.0275**	**0.0000**	**108.0847**	**108.0847**	**3.9200e-003**	**0.0000**	**108.1828**

3.9 SPS Grading - 2020

Unmitigated Construction On-Site

	ROG	NOx	CO	SO2	Fugitive PM10	Exhaust PM10	PM10 Total	Fugitive PM2.5	Exhaust PM2.5	PM2.5 Total	Bio- CO2	NBio-CO2	Total CO2	CH4	N2O	CO2e
Category	tons/yr										MT/yr					
Fugitive Dust					1.5778	0.0000	1.5778	0.8673	0.0000	0.8673	0.0000	0.0000	0.0000	0.0000	0.0000	0.0000
Off-Road	0.3377	3.5206	1.6798	3.0500e-003		0.1803	0.1803		0.1659	0.1659	0.0000	268.1321	268.1321	0.0867	0.0000	270.3001
Total	**0.3377**	**3.5206**	**1.6798**	**3.0500e-003**	**1.5778**	**0.1803**	**1.7581**	**0.8673**	**0.1659**	**1.0331**	**0.0000**	**268.1321**	**268.1321**	**0.0867**	**0.0000**	**270.3001**

Unmitigated Construction Off-Site

	ROG	NOx	CO	SO2	Fugitive PM10	Exhaust PM10	PM10 Total	Fugitive PM2.5	Exhaust PM2.5	PM2.5 Total	Bio- CO2	NBio-CO2	Total CO2	CH4	N2O	CO2e
Category	tons/yr										MT/yr					
Hauling	0.0000	0.0000	0.0000	0.0000	0.0000	0.0000	0.0000	0.0000	0.0000	0.0000	0.0000	0.0000	0.0000	0.0000	0.0000	0.0000
Vendor	0.0000	0.0000	0.0000	0.0000	0.0000	0.0000	0.0000	0.0000	0.0000	0.0000	0.0000	0.0000	0.0000	0.0000	0.0000	0.0000
Worker	0.0192	0.0161	0.1763	5.0000e-004	0.0483	4.0000e-004	0.0487	0.0128	3.7000e-004	0.0132	0.0000	44.8183	44.8183	1.3900e-003	0.0000	44.8532

Total	**0.0192**	**0.0161**	**0.1763**	**5.0000e-004**	**0.0483**	**4.0000e-004**	**0.0487**	**0.0128**	**3.7000e-004**	**0.0132**	**0.0000**	**44.8183**	**44.8183**	**1.3900e-003**	**0.0000**	**44.8532**

Mitigated Construction On-Site

	ROG	NOx	CO	SO2	Fugitive PM10	Exhaust PM10	PM10 Total	Fugitive PM2.5	Exhaust PM2.5	PM2.5 Total	Bio- CO2	NBio-CO2	Total CO2	CH4	N2O	CO2e
Category	tons/yr										MT/yr					
Fugitive Dust					0.6153	0.0000	0.6153	0.3382	0.0000	0.3382	0.0000	0.0000	0.0000	0.0000	0.0000	0.0000
Off-Road	0.0373	0.1618	1.6180	3.0500e-003		4.9800e-003	4.9800e-003		4.9800e-003	4.9800e-003	0.0000	268.1318	268.1318	0.0867	0.0000	270.2998
Total	**0.0373**	**0.1618**	**1.6180**	**3.0500e-003**	**0.6153**	**4.9800e-003**	**0.6203**	**0.3382**	**4.9800e-003**	**0.3432**	**0.0000**	**268.1318**	**268.1318**	**0.0867**	**0.0000**	**270.2998**

Mitigated Construction Off-Site

	ROG	NOx	CO	SO2	Fugitive PM10	Exhaust PM10	PM10 Total	Fugitive PM2.5	Exhaust PM2.5	PM2.5 Total	Bio- CO2	NBio-CO2	Total CO2	CH4	N2O	CO2e
Category	tons/yr										MT/yr					
Hauling	0.0000	0.0000	0.0000	0.0000	0.0000	0.0000	0.0000	0.0000	0.0000	0.0000	0.0000	0.0000	0.0000	0.0000	0.0000	0.0000
Vendor	0.0000	0.0000	0.0000	0.0000	0.0000	0.0000	0.0000	0.0000	0.0000	0.0000	0.0000	0.0000	0.0000	0.0000	0.0000	0.0000
Worker	0.0192	0.0161	0.1763	5.0000e-004	0.0483	4.0000e-004	0.0487	0.0128	3.7000e-004	0.0132	0.0000	44.8183	44.8183	1.3900e-003	0.0000	44.8532
Total	**0.0192**	**0.0161**	**0.1763**	**5.0000e-004**	**0.0483**	**4.0000e-004**	**0.0487**	**0.0128**	**3.7000e-004**	**0.0132**	**0.0000**	**44.8183**	**44.8183**	**1.3900e-003**	**0.0000**	**44.8532**

3.10 SPS Construction - 2020

Unmitigated Construction On-Site

	ROG	NOx	CO	SO2	Fugitive PM10	Exhaust PM10	PM10 Total	Fugitive PM2.5	Exhaust PM2.5	PM2.5 Total	Bio- CO2	NBio-CO2	Total CO2	CH4	N2O	CO2e
Category	tons/yr										MT/yr					
Off-Road	0.1995	2.0815	0.9680	1.7800e-003		0.1061	0.1061		0.0976	0.0976	0.0000	156.3092	156.3092	0.0506	0.0000	157.5730
Total	**0.1995**	**2.0815**	**0.9680**	**1.7800e-003**		**0.1061**	**0.1061**		**0.0976**	**0.0976**	**0.0000**	**156.3092**	**156.3092**	**0.0506**	**0.0000**	**157.5730**

Unmitigated Construction Off-Site

	ROG	NOx	CO	SO2	Fugitive PM10	Exhaust PM10	PM10 Total	Fugitive PM2.5	Exhaust PM2.5	PM2.5 Total	Bio- CO2	NBio-CO2	Total CO2	CH4	N2O	CO2e
Category	tons/yr										MT/yr					
Hauling	0.0000	0.0000	0.0000	0.0000	0.0000	0.0000	0.0000	0.0000	0.0000	0.0000	0.0000	0.0000	0.0000	0.0000	0.0000	0.0000
Vendor	1.8100e-003	0.0515	0.0140	1.4000e-004	3.6000e-003	2.8000e-004	3.8800e-003	1.0400e-003	2.7000e-004	1.3100e-003	0.0000	13.2874	13.2874	7.5000e-004	0.0000	13.3061
Worker	0.0000	0.0000	0.0000	0.0000	0.0000	0.0000	0.0000	0.0000	0.0000	0.0000	0.0000	0.0000	0.0000	0.0000	0.0000	0.0000
Total	**1.8100e-003**	**0.0515**	**0.0140**	**1.4000e-004**	**3.6000e-003**	**2.8000e-004**	**3.8800e-003**	**1.0400e-003**	**2.7000e-004**	**1.3100e-003**	**0.0000**	**13.2874**	**13.2874**	**7.5000e-004**	**0.0000**	**13.3061**

Mitigated Construction On-Site

	ROG	NOx	CO	SO2	Fugitive PM10	Exhaust PM10	PM10 Total	Fugitive PM2.5	Exhaust PM2.5	PM2.5 Total	Bio- CO2	NBio-CO2	Total CO2	CH4	N2O	CO2e
Category	tons/yr										MT/yr					

Off-Road	0.0218	0.0943	0.9295	1.7800e-003		2.9000e-003	2.9000e-003		2.9000e-003	2.9000e-003	0.0000	156.3090	156.3090	0.0506	0.0000	157.5728
Total	**0.0218**	**0.0943**	**0.9295**	**1.7800e-003**		**2.9000e-003**	**2.9000e-003**		**2.9000e-003**	**2.9000e-003**	**0.0000**	**156.3090**	**156.3090**	**0.0506**	**0.0000**	**157.5728**

Mitigated Construction Off-Site

	ROG	NOx	CO	SO2	Fugitive PM10	Exhaust PM10	PM10 Total	Fugitive PM2.5	Exhaust PM2.5	PM2.5 Total	Bio- CO2	NBio-CO2	Total CO2	CH4	N2O	CO2e
Category	tons/yr										MT/yr					
Hauling	0.0000	0.0000	0.0000	0.0000	0.0000	0.0000	0.0000	0.0000	0.0000	0.0000	0.0000	0.0000	0.0000	0.0000	0.0000	0.0000
Vendor	1.8100e-003	0.0515	0.0140	1.4000e-004	3.6000e-003	2.8000e-004	3.8800e-003	1.0400e-003	2.7000e-004	1.3100e-003	0.0000	13.2874	13.2874	7.5000e-004	0.0000	13.3061
Worker	0.0000	0.0000	0.0000	0.0000	0.0000	0.0000	0.0000	0.0000	0.0000	0.0000	0.0000	0.0000	0.0000	0.0000	0.0000	0.0000
Total	**1.8100e-003**	**0.0515**	**0.0140**	**1.4000e-004**	**3.6000e-003**	**2.8000e-004**	**3.8800e-003**	**1.0400e-003**	**2.7000e-004**	**1.3100e-003**	**0.0000**	**13.2874**	**13.2874**	**7.5000e-004**	**0.0000**	**13.3061**

3.11 Seasonal Stockpile/Crushing - 2020

Unmitigated Construction On-Site

	ROG	NOx	CO	SO2	Fugitive PM10	Exhaust PM10	PM10 Total	Fugitive PM2.5	Exhaust PM2.5	PM2.5 Total	Bio- CO2	NBio-CO2	Total CO2	CH4	N2O	CO2e
Category	tons/yr										MT/yr					
Off-Road	0.0357	0.2987	0.3281	5.1000e-004		0.0183	0.0183		0.0177	0.0177	0.0000	44.5579	44.5579	6.5700e-003	0.0000	44.7222
Total	**0.0357**	**0.2987**	**0.3281**	**5.1000e-004**		**0.0183**	**0.0183**		**0.0177**	**0.0177**	**0.0000**	**44.5579**	**44.5579**	**6.5700e-003**	**0.0000**	**44.7222**

Unmitigated Construction Off-Site

	ROG	NOx	CO	SO2	Fugitive PM10	Exhaust PM10	PM10 Total	Fugitive PM2.5	Exhaust PM2.5	PM2.5 Total	Bio- CO2	NBio-CO2	Total CO2	CH4	N2O	CO2e
Category	tons/yr										MT/yr					
Hauling	0.0000	0.0000	0.0000	0.0000	0.0000	0.0000	0.0000	0.0000	0.0000	0.0000	0.0000	0.0000	0.0000	0.0000	0.0000	0.0000
Vendor	0.0000	0.0000	0.0000	0.0000	0.0000	0.0000	0.0000	0.0000	0.0000	0.0000	0.0000	0.0000	0.0000	0.0000	0.0000	0.0000
Worker	2.4400e-003	2.0400e-003	0.0224	6.0000e-005	6.1400e-003	5.0000e-005	6.1900e-003	1.6300e-003	5.0000e-005	1.6800e-003	0.0000	5.6930	5.6930	1.8000e-004	0.0000	5.6974
Total	**2.4400e-003**	**2.0400e-003**	**0.0224**	**6.0000e-005**	**6.1400e-003**	**5.0000e-005**	**6.1900e-003**	**1.6300e-003**	**5.0000e-005**	**1.6800e-003**	**0.0000**	**5.6930**	**5.6930**	**1.8000e-004**	**0.0000**	**5.6974**

Mitigated Construction On-Site

	ROG	NOx	CO	SO2	Fugitive PM10	Exhaust PM10	PM10 Total	Fugitive PM2.5	Exhaust PM2.5	PM2.5 Total	Bio- CO2	NBio-CO2	Total CO2	CH4	N2O	CO2e
Category	tons/yr										MT/yr					
Off-Road	5.5100e-003	0.0239	0.3397	5.1000e-004		7.3000e-004	7.3000e-004		7.3000e-004	7.3000e-004	0.0000	44.5578	44.5578	6.5700e-003	0.0000	44.7222
Total	**5.5100e-003**	**0.0239**	**0.3397**	**5.1000e-004**		**7.3000e-004**	**7.3000e-004**		**7.3000e-004**	**7.3000e-004**	**0.0000**	**44.5578**	**44.5578**	**6.5700e-003**	**0.0000**	**44.7222**

Mitigated Construction Off-Site

	ROG	NOx	CO	SO2	Fugitive PM10	Exhaust PM10	PM10 Total	Fugitive PM2.5	Exhaust PM2.5	PM2.5 Total	Bio- CO2	NBio-CO2	Total CO2	CH4	N2O	CO2e
Category	tons/yr										MT/yr					
Hauling	0.0000	0.0000	0.0000	0.0000	0.0000	0.0000	0.0000	0.0000	0.0000	0.0000	0.0000	0.0000	0.0000	0.0000	0.0000	0.0000
Vendor	0.0000	0.0000	0.0000	0.0000	0.0000	0.0000	0.0000	0.0000	0.0000	0.0000	0.0000	0.0000	0.0000	0.0000	0.0000	0.0000
Worker	2.4400e-003	2.0400e-003	0.0224	6.0000e-005	6.1400e-003	5.0000e-005	6.1900e-003	1.6300e-003	5.0000e-005	1.6800e-003	0.0000	5.6930	5.6930	1.8000e-004	0.0000	5.6974
Total	**2.4400e-003**	**2.0400e-003**	**0.0224**	**6.0000e-005**	**6.1400e-003**	**5.0000e-005**	**6.1900e-003**	**1.6300e-003**	**5.0000e-005**	**1.6800e-003**	**0.0000**	**5.6930**	**5.6930**	**1.8000e-004**	**0.0000**	**5.6974**

3.12 SPS Paving - 2020

Unmitigated Construction On-Site

	ROG	NOx	CO	SO2	Fugitive PM10	Exhaust PM10	PM10 Total	Fugitive PM2.5	Exhaust PM2.5	PM2.5 Total	Bio- CO2	NBio-CO2	Total CO2	CH4	N2O	CO2e
Category	tons/yr										MT/yr					
Off-Road	0.0176	0.1829	0.1905	3.0000e-004		9.7900e-003	9.7900e-003		9.0000e-003	9.0000e-003	0.0000	26.0367	26.0367	8.4200e-003	0.0000	26.2472
Paving	8.5200e-003					0.0000	0.0000		0.0000	0.0000	0.0000	0.0000	0.0000	0.0000	0.0000	0.0000
Total	**0.0262**	**0.1829**	**0.1905**	**3.0000e-004**		**9.7900e-003**	**9.7900e-003**		**9.0000e-003**	**9.0000e-003**	**0.0000**	**26.0367**	**26.0367**	**8.4200e-003**	**0.0000**	**26.2472**

Unmitigated Construction Off-Site

	ROG	NOx	CO	SO2	Fugitive PM10	Exhaust PM10	PM10 Total	Fugitive PM2.5	Exhaust PM2.5	PM2.5 Total	Bio- CO2	NBio-CO2	Total CO2	CH4	N2O	CO2e
Category	tons/yr										MT/yr					
Hauling	0.0000	0.0000	0.0000	0.0000	0.0000	0.0000	0.0000	0.0000	0.0000	0.0000	0.0000	0.0000	0.0000	0.0000	0.0000	0.0000

Vendor	0.0000	0.0000	0.0000	0.0000	0.0000	0.0000	0.0000	0.0000	0.0000	0.0000	0.0000	0.0000	0.0000	0.0000	0.0000	0.0000
Worker	1.5300e-003	1.2800e-003	0.0140	4.0000e-005	3.8400e-003	3.0000e-005	3.8700e-003	1.0200e-003	3.0000e-005	1.0500e-003	0.0000	3.5581	3.5581	1.1000e-004	0.0000	3.5609
Total	**1.5300e-003**	**1.2800e-003**	**0.0140**	**4.0000e-005**	**3.8400e-003**	**3.0000e-005**	**3.8700e-003**	**1.0200e-003**	**3.0000e-005**	**1.0500e-003**	**0.0000**	**3.5581**	**3.5581**	**1.1000e-004**	**0.0000**	**3.5609**

Mitigated Construction On-Site

	ROG	NOx	CO	SO2	Fugitive PM10	Exhaust PM10	PM10 Total	Fugitive PM2.5	Exhaust PM2.5	PM2.5 Total	Bio- CO2	NBio-CO2	Total CO2	CH4	N2O	CO2e
Category	tons/yr										MT/yr					
Off-Road	3.6500e-003	0.0158	0.2248	3.0000e-004		4.9000e-004	4.9000e-004		4.9000e-004	4.9000e-004	0.0000	26.0367	26.0367	8.4200e-003	0.0000	26.2472
Paving	8.5200e-003					0.0000	0.0000		0.0000	0.0000	0.0000	0.0000	0.0000	0.0000	0.0000	0.0000
Total	**0.0122**	**0.0158**	**0.2248**	**3.0000e-004**		**4.9000e-004**	**4.9000e-004**		**4.9000e-004**	**4.9000e-004**	**0.0000**	**26.0367**	**26.0367**	**8.4200e-003**	**0.0000**	**26.2472**

Mitigated Construction Off-Site

	ROG	NOx	CO	SO2	Fugitive PM10	Exhaust PM10	PM10 Total	Fugitive PM2.5	Exhaust PM2.5	PM2.5 Total	Bio- CO2	NBio-CO2	Total CO2	CH4	N2O	CO2e
Category	tons/yr										MT/yr					
Hauling	0.0000	0.0000	0.0000	0.0000	0.0000	0.0000	0.0000	0.0000	0.0000	0.0000	0.0000	0.0000	0.0000	0.0000	0.0000	0.0000
Vendor	0.0000	0.0000	0.0000	0.0000	0.0000	0.0000	0.0000	0.0000	0.0000	0.0000	0.0000	0.0000	0.0000	0.0000	0.0000	0.0000
Worker	1.5300e-003	1.2800e-003	0.0140	4.0000e-005	3.8400e-003	3.0000e-005	3.8700e-003	1.0200e-003	3.0000e-005	1.0500e-003	0.0000	3.5581	3.5581	1.1000e-004	0.0000	3.5609
Total	**1.5300e-003**	**1.2800e-003**	**0.0140**	**4.0000e-005**	**3.8400e-003**	**3.0000e-005**	**3.8700e-003**	**1.0200e-003**	**3.0000e-005**	**1.0500e-003**	**0.0000**	**3.5581**	**3.5581**	**1.1000e-004**	**0.0000**	**3.5609**

3.13 Slope Protection Activity - 2020

Unmitigated Construction On-Site

	ROG	NOx	CO	SO2	Fugitive PM10	Exhaust PM10	PM10 Total	Fugitive PM2.5	Exhaust PM2.5	PM2.5 Total	Bio- CO2	NBio-CO2	Total CO2	CH4	N2O	CO2e
Category	tons/yr										MT/yr					
Fugitive Dust					0.0000	0.0000	0.0000	0.0000	0.0000	0.0000	0.0000	0.0000	0.0000	0.0000	0.0000	0.0000
Off-Road	2.7200e-003	0.0274	0.0296	4.0000e-005		1.7300e-003	1.7300e-003		1.5900e-003	1.5900e-003	0.0000	3.5471	3.5471	1.1500e-003	0.0000	3.5758
Total	**2.7200e-003**	**0.0274**	**0.0296**	**4.0000e-005**	**0.0000**	**1.7300e-003**	**1.7300e-003**	**0.0000**	**1.5900e-003**	**1.5900e-003**	**0.0000**	**3.5471**	**3.5471**	**1.1500e-003**	**0.0000**	**3.5758**

Unmitigated Construction Off-Site

	ROG	NOx	CO	SO2	Fugitive PM10	Exhaust PM10	PM10 Total	Fugitive PM2.5	Exhaust PM2.5	PM2.5 Total	Bio- CO2	NBio-CO2	Total CO2	CH4	N2O	CO2e
Category	tons/yr										MT/yr					
Hauling	0.0000	0.0000	0.0000	0.0000	0.0000	0.0000	0.0000	0.0000	0.0000	0.0000	0.0000	0.0000	0.0000	0.0000	0.0000	0.0000
Vendor	0.0000	0.0000	0.0000	0.0000	0.0000	0.0000	0.0000	0.0000	0.0000	0.0000	0.0000	0.0000	0.0000	0.0000	0.0000	0.0000
Worker	0.0000	0.0000	0.0000	0.0000	0.0000	0.0000	0.0000	0.0000	0.0000	0.0000	0.0000	0.0000	0.0000	0.0000	0.0000	0.0000
Total	**0.0000**	**0.0000**	**0.0000**	**0.0000**	**0.0000**	**0.0000**	**0.0000**	**0.0000**	**0.0000**	**0.0000**	**0.0000**	**0.0000**	**0.0000**	**0.0000**	**0.0000**	**0.0000**

Mitigated Construction On-Site

	ROG	NOx	CO	SO2	Fugitive PM10	Exhaust PM10	PM10 Total	Fugitive PM2.5	Exhaust PM2.5	PM2.5 Total	Bio- CO2	NBio-CO2	Total CO2	CH4	N2O	CO2e
Category	tons/yr										MT/yr					
Fugitive Dust					0.0000	0.0000	0.0000	0.0000	0.0000	0.0000	0.0000	0.0000	0.0000	0.0000	0.0000	0.0000
Off-Road	4.9000e-004	2.1400e-003	0.0305	4.0000e-005		7.0000e-005	7.0000e-005		7.0000e-005	7.0000e-005	0.0000	3.5471	3.5471	1.1500e-003	0.0000	3.5758
Total	**4.9000e-004**	**2.1400e-003**	**0.0305**	**4.0000e-005**	**0.0000**	**7.0000e-005**	**7.0000e-005**	**0.0000**	**7.0000e-005**	**7.0000e-005**	**0.0000**	**3.5471**	**3.5471**	**1.1500e-003**	**0.0000**	**3.5758**

Mitigated Construction Off-Site

	ROG	NOx	CO	SO2	Fugitive PM10	Exhaust PM10	PM10 Total	Fugitive PM2.5	Exhaust PM2.5	PM2.5 Total	Bio- CO2	NBio-CO2	Total CO2	CH4	N2O	CO2e
Category	tons/yr										MT/yr					
Hauling	0.0000	0.0000	0.0000	0.0000	0.0000	0.0000	0.0000	0.0000	0.0000	0.0000	0.0000	0.0000	0.0000	0.0000	0.0000	0.0000
Vendor	0.0000	0.0000	0.0000	0.0000	0.0000	0.0000	0.0000	0.0000	0.0000	0.0000	0.0000	0.0000	0.0000	0.0000	0.0000	0.0000
Worker	0.0000	0.0000	0.0000	0.0000	0.0000	0.0000	0.0000	0.0000	0.0000	0.0000	0.0000	0.0000	0.0000	0.0000	0.0000	0.0000
Total	**0.0000**	**0.0000**	**0.0000**	**0.0000**	**0.0000**	**0.0000**	**0.0000**	**0.0000**	**0.0000**	**0.0000**	**0.0000**	**0.0000**	**0.0000**	**0.0000**	**0.0000**	**0.0000**

3.14 Hydroblasting for Cement Slurry - 2020

Unmitigated Construction On-Site

	ROG	NOx	CO	SO2	Fugitive PM10	Exhaust PM10	PM10 Total	Fugitive PM2.5	Exhaust PM2.5	PM2.5 Total	Bio- CO2	NBio-CO2	Total CO2	CH4	N2O	CO2e
Category	tons/yr										MT/yr					
Off-Road	5.1900e-003	0.0452	0.0482	9.0000e-005		2.5500e-003	2.5500e-003		2.5500e-003	2.5500e-003	0.0000	7.3477	7.3477	4.1000e-004	0.0000	7.3580

Total	**5.1900e-003**	**0.0452**	**0.0482**	**9.0000e-005**		**2.5500e-003**	**2.5500e-003**		**2.5500e-003**	**2.5500e-003**	**0.0000**	**7.3477**	**7.3477**	**4.1000e-004**	**0.0000**	**7.3580**

Unmitigated Construction Off-Site

	ROG	NOx	CO	SO2	Fugitive PM10	Exhaust PM10	PM10 Total	Fugitive PM2.5	Exhaust PM2.5	PM2.5 Total	Bio- CO2	NBio-CO2	Total CO2	CH4	N2O	CO2e
Category	tons/yr										MT/yr					
Hauling	0.0000	0.0000	0.0000	0.0000	0.0000	0.0000	0.0000	0.0000	0.0000	0.0000	0.0000	0.0000	0.0000	0.0000	0.0000	0.0000
Vendor	0.0000	0.0000	0.0000	0.0000	0.0000	0.0000	0.0000	0.0000	0.0000	0.0000	0.0000	0.0000	0.0000	0.0000	0.0000	0.0000
Worker	4.6000e-004	3.8000e-004	4.2000e-003	1.0000e-005	1.1500e-003	1.0000e-005	1.1600e-003	3.1000e-004	1.0000e-005	3.1000e-004	0.0000	1.0674	1.0674	3.0000e-005	0.0000	1.0683
Total	**4.6000e-004**	**3.8000e-004**	**4.2000e-003**	**1.0000e-005**	**1.1500e-003**	**1.0000e-005**	**1.1600e-003**	**3.1000e-004**	**1.0000e-005**	**3.1000e-004**	**0.0000**	**1.0674**	**1.0674**	**3.0000e-005**	**0.0000**	**1.0683**

Mitigated Construction On-Site

	ROG	NOx	CO	SO2	Fugitive PM10	Exhaust PM10	PM10 Total	Fugitive PM2.5	Exhaust PM2.5	PM2.5 Total	Bio- CO2	NBio-CO2	Total CO2	CH4	N2O	CO2e
Category	tons/yr										MT/yr					
Off-Road	8.6000e-004	3.7100e-003	0.0527	9.0000e-005		1.1000e-004	1.1000e-004		1.1000e-004	1.1000e-004	0.0000	7.3477	7.3477	4.1000e-004	0.0000	7.3580
Total	**8.6000e-004**	**3.7100e-003**	**0.0527**	**9.0000e-005**		**1.1000e-004**	**1.1000e-004**		**1.1000e-004**	**1.1000e-004**	**0.0000**	**7.3477**	**7.3477**	**4.1000e-004**	**0.0000**	**7.3580**

Mitigated Construction Off-Site

	ROG	NOx	CO	SO2	Fugitive PM10	Exhaust PM10	PM10 Total	Fugitive PM2.5	Exhaust PM2.5	PM2.5 Total	Bio- CO2	NBio-CO2	Total CO2	CH4	N2O	CO2e
Category	tons/yr										MT/yr					
Hauling	0.0000	0.0000	0.0000	0.0000	0.0000	0.0000	0.0000	0.0000	0.0000	0.0000	0.0000	0.0000	0.0000	0.0000	0.0000	0.0000
Vendor	0.0000	0.0000	0.0000	0.0000	0.0000	0.0000	0.0000	0.0000	0.0000	0.0000	0.0000	0.0000	0.0000	0.0000	0.0000	0.0000
Worker	4.6000e-004	3.8000e-004	4.2000e-003	1.0000e-005	1.1500e-003	1.0000e-005	1.1600e-003	3.1000e-004	1.0000e-005	3.1000e-004	0.0000	1.0674	1.0674	3.0000e-005	0.0000	1.0683
Total	**4.6000e-004**	**3.8000e-004**	**4.2000e-003**	**1.0000e-005**	**1.1500e-003**	**1.0000e-005**	**1.1600e-003**	**3.1000e-004**	**1.0000e-005**	**3.1000e-004**	**0.0000**	**1.0674**	**1.0674**	**3.0000e-005**	**0.0000**	**1.0683**

3.15 Sluicegate Repair - 2020

Unmitigated Construction Off-Site

	ROG	NOx	CO	SO2	Fugitive PM10	Exhaust PM10	PM10 Total	Fugitive PM2.5	Exhaust PM2.5	PM2.5 Total	Bio- CO2	NBio-CO2	Total CO2	CH4	N2O	CO2e
Category	tons/yr										MT/yr					
Hauling					0.0000	0.0000	0.0000	0.0000	0.0000	0.0000	0.0000	0.0000	0.0000	0.0000	0.0000	0.0000
Vendor					0.0000	0.0000	0.0000	0.0000	0.0000	0.0000	0.0000	0.0000	0.0000	0.0000	0.0000	0.0000
Worker					0.0000	0.0000	0.0000	0.0000	0.0000	0.0000	0.0000	0.0000	0.0000	0.0000	0.0000	0.0000
Total					**0.0000**	**0.0000**	**0.0000**	**0.0000**	**0.0000**	**0.0000**	**0.0000**	**0.0000**	**0.0000**	**0.0000**	**0.0000**	**0.0000**

Mitigated Construction Off-Site

	ROG	NOx	CO	SO2	Fugitive PM10	Exhaust PM10	PM10 Total	Fugitive PM2.5	Exhaust PM2.5	PM2.5 Total	Bio- CO2	NBio-CO2	Total CO2	CH4	N2O	CO2e
Category	tons/yr										MT/yr					
Hauling					0.0000	0.0000	0.0000	0.0000	0.0000	0.0000	0.0000	0.0000	0.0000	0.0000	0.0000	0.0000
Vendor					0.0000	0.0000	0.0000	0.0000	0.0000	0.0000	0.0000	0.0000	0.0000	0.0000	0.0000	0.0000
Worker					0.0000	0.0000	0.0000	0.0000	0.0000	0.0000	0.0000	0.0000	0.0000	0.0000	0.0000	0.0000
Total					**0.0000**	**0.0000**	**0.0000**	**0.0000**	**0.0000**	**0.0000**	**0.0000**	**0.0000**	**0.0000**	**0.0000**	**0.0000**	**0.0000**

4.0 Operational Detail - Mobile

4.1 Mitigation Measures Mobile

	ROG	NOx	CO	SO2	Fugitive PM10	Exhaust PM10	PM10 Total	Fugitive PM2.5	Exhaust PM2.5	PM2.5 Total	Bio- CO2	NBio-CO2	Total CO2	CH4	N2O	CO2e
Category	tons/yr										MT/yr					
Mitigated	0.0000	0.0000	0.0000	0.0000	0.0000	0.0000	0.0000	0.0000	0.0000	0.0000	0.0000	0.0000	0.0000	0.0000	0.0000	0.0000
Unmitigated	0.0000	0.0000	0.0000	0.0000	0.0000	0.0000	0.0000	0.0000	0.0000	0.0000	0.0000	0.0000	0.0000	0.0000	0.0000	0.0000

4.2 Trip Summary Information

	Average Daily Trip Rate			Unmitigated	Mitigated
Land Use	Weekday	Saturday	Sunday	Annual VMT	Annual VMT
Other Asphalt Surfaces	0.00	0.00	0.00		
User Defined Industrial	0.00	0.00	0.00		
Total	0.00	0.00	0.00		

4.3 Trip Type Information

	Miles			Trip %			Trip Purpose %		
Land Use	H-W or C-W	H-S or C-C	H-O or C-NW	H-W or C-W	H-S or C-C	H-O or C-NW	Primary	Diverted	Pass-by
Other Asphalt Surfaces	18.50	10.10	7.90	0.00	0.00	0.00	0	0	0
User Defined Industrial	18.50	10.10	7.90	0.00	0.00	0.00	0	0	0

4.4 Fleet Mix

Land Use	LDA	LDT1	LDT2	MDV	LHD1	LHD2	MHD	HHD	OBUS	UBUS	MCY	SBUS	MH
Other Asphalt Surfaces	0.547726	0.045437	0.201480	0.122768	0.016614	0.006090	0.019326	0.029174	0.002438	0.002359	0.005005	0.000677	0.000907
User Defined Industrial	0.547726	0.045437	0.201480	0.122768	0.016614	0.006090	0.019326	0.029174	0.002438	0.002359	0.005005	0.000677	0.000907

5.0 Energy Detail

Historical Energy Use: N

5.1 Mitigation Measures Energy

	ROG	NOx	CO	SO2	Fugitive PM10	Exhaust PM10	PM10 Total	Fugitive PM2.5	Exhaust PM2.5	PM2.5 Total	Bio- CO2	NBio-CO2	Total CO2	CH4	N2O	CO2e
Category	tons/yr										MT/yr					
Electricity Mitigated						0.0000	0.0000		0.0000	0.0000	0.0000	0.0000	0.0000	0.0000	0.0000	0.0000
Electricity Unmitigated						0.0000	0.0000		0.0000	0.0000	0.0000	0.0000	0.0000	0.0000	0.0000	0.0000
NaturalGas Mitigated	0.0000	0.0000	0.0000	0.0000		0.0000	0.0000		0.0000	0.0000	0.0000	0.0000	0.0000	0.0000	0.0000	0.0000
NaturalGas Unmitigated	0.0000	0.0000	0.0000	0.0000		0.0000	0.0000		0.0000	0.0000	0.0000	0.0000	0.0000	0.0000	0.0000	0.0000

5.2 Energy by Land Use - NaturalGas

Unmitigated

	NaturalGas Use	ROG	NOx	CO	SO2	Fugitive PM10	Exhaust PM10	PM10 Total	Fugitive PM2.5	Exhaust PM2.5	PM2.5 Total	Bio- CO2	NBio- CO2	Total CO2	CH4	N2O	CO2e
Land Use	kBTU/yr	tons/yr										MT/yr					
Other Asphalt Surfaces	0	0.0000	0.0000	0.0000	0.0000		0.0000	0.0000		0.0000	0.0000	0.0000	0.0000	0.0000	0.0000	0.0000	0.0000
User Defined Industrial	0	0.0000	0.0000	0.0000	0.0000		0.0000	0.0000		0.0000	0.0000	0.0000	0.0000	0.0000	0.0000	0.0000	0.0000
Total		**0.0000**	**0.0000**	**0.0000**	**0.0000**		**0.0000**	**0.0000**		**0.0000**	**0.0000**	**0.0000**	**0.0000**	**0.0000**	**0.0000**	**0.0000**	**0.0000**

Mitigated

	NaturalGas Use	ROG	NOx	CO	SO2	Fugitive PM10	Exhaust PM10	PM10 Total	Fugitive PM2.5	Exhaust PM2.5	PM2.5 Total	Bio- CO2	NBio- CO2	Total CO2	CH4	N2O	CO2e
Land Use	kBTU/yr	tons/yr										MT/yr					
Other Asphalt Surfaces	0	0.0000	0.0000	0.0000	0.0000		0.0000	0.0000		0.0000	0.0000	0.0000	0.0000	0.0000	0.0000	0.0000	0.0000
User Defined Industrial	0	0.0000	0.0000	0.0000	0.0000		0.0000	0.0000		0.0000	0.0000	0.0000	0.0000	0.0000	0.0000	0.0000	0.0000
Total		**0.0000**	**0.0000**	**0.0000**	**0.0000**		**0.0000**	**0.0000**		**0.0000**	**0.0000**	**0.0000**	**0.0000**	**0.0000**	**0.0000**	**0.0000**	**0.0000**

5.3 Energy by Land Use - Electricity

Unmitigated

	Electricity Use	Total CO2	CH4	N2O	CO2e
Land Use	kWh/yr	MT/yr			

Other Asphalt Surfaces	0	0.0000	0.0000	0.0000	0.0000
User Defined Industrial	0	0.0000	0.0000	0.0000	0.0000
Total		**0.0000**	**0.0000**	**0.0000**	**0.0000**

Mitigated

	Electricity Use	Total CO2	CH4	N2O	CO2e
Land Use	kWh/yr	MT/yr			
Other Asphalt Surfaces	0	0.0000	0.0000	0.0000	0.0000
User Defined Industrial	0	0.0000	0.0000	0.0000	0.0000
Total		**0.0000**	**0.0000**	**0.0000**	**0.0000**

6.0 Area Detail

6.1 Mitigation Measures Area

	ROG	NOx	CO	SO2	Fugitive PM10	Exhaust PM10	PM10 Total	Fugitive PM2.5	Exhaust PM2.5	PM2.5 Total	Bio- CO2	NBio-CO2	Total CO2	CH4	N2O	CO2e
Category	tons/yr										MT/yr					
Mitigated	0.0183	0.0000	1.0000e-004	0.0000		0.0000	0.0000		0.0000	0.0000	0.0000	1.9000e-004	1.9000e-004	0.0000	0.0000	2.0000e-004
Unmitigated	0.0183	0.0000	1.0000e-004	0.0000		0.0000	0.0000		0.0000	0.0000	0.0000	1.9000e-004	1.9000e-004	0.0000	0.0000	2.0000e-004

6.2 Area by SubCategory

Unmitigated

	ROG	NOx	CO	SO2	Fugitive PM10	Exhaust PM10	PM10 Total	Fugitive PM2.5	Exhaust PM2.5	PM2.5 Total	Bio- CO2	NBio-CO2	Total CO2	CH4	N2O	CO2e
SubCategory	tons/yr										MT/yr					
Architectural Coating	0.0000					0.0000	0.0000		0.0000	0.0000	0.0000	0.0000	0.0000	0.0000	0.0000	0.0000
Consumer Products	0.0183					0.0000	0.0000		0.0000	0.0000	0.0000	0.0000	0.0000	0.0000	0.0000	0.0000
Landscaping	1.0000e-005	0.0000	1.0000e-004	0.0000		0.0000	0.0000		0.0000	0.0000	0.0000	1.9000e-004	1.9000e-004	0.0000	0.0000	2.0000e-004
Total	**0.0183**	**0.0000**	**1.0000e-004**	**0.0000**		**0.0000**	**0.0000**		**0.0000**	**0.0000**	**0.0000**	**1.9000e-004**	**1.9000e-004**	**0.0000**	**0.0000**	**2.0000e-004**

Mitigated

	ROG	NOx	CO	SO2	Fugitive PM10	Exhaust PM10	PM10 Total	Fugitive PM2.5	Exhaust PM2.5	PM2.5 Total	Bio- CO2	NBio-CO2	Total CO2	CH4	N2O	CO2e
SubCategory	tons/yr										MT/yr					
Architectural Coating	0.0000					0.0000	0.0000		0.0000	0.0000	0.0000	0.0000	0.0000	0.0000	0.0000	0.0000
Consumer Products	0.0183					0.0000	0.0000		0.0000	0.0000	0.0000	0.0000	0.0000	0.0000	0.0000	0.0000
Landscaping	1.0000e-005	0.0000	1.0000e-004	0.0000		0.0000	0.0000		0.0000	0.0000	0.0000	1.9000e-004	1.9000e-004	0.0000	0.0000	2.0000e-004
Total	**0.0183**	**0.0000**	**1.0000e-004**	**0.0000**		**0.0000**	**0.0000**		**0.0000**	**0.0000**	**0.0000**	**1.9000e-004**	**1.9000e-004**	**0.0000**	**0.0000**	**2.0000e-004**

7.0 Water Detail

7.1 Mitigation Measures Water

	Total CO2	CH4	N2O	CO2e
Category	MT/yr			
Mitigated	0.0000	0.0000	0.0000	0.0000
Unmitigated	0.0000	0.0000	0.0000	0.0000

7.2 Water by Land Use

Unmitigated

	Indoor/Outdoor Use	Total CO2	CH4	N2O	CO2e
Land Use	Mgal	MT/yr			
Other Asphalt Surfaces	0 / 0	0.0000	0.0000	0.0000	0.0000
User Defined Industrial	0 / 0	0.0000	0.0000	0.0000	0.0000
Total		**0.0000**	**0.0000**	**0.0000**	**0.0000**

Mitigated

	Indoor/Outdoor Use	Total CO2	CH4	N2O	CO2e
Land Use	Mgal	MT/yr			
Other Asphalt Surfaces	0 / 0	0.0000	0.0000	0.0000	0.0000
User Defined Industrial	0 / 0	0.0000	0.0000	0.0000	0.0000
Total		**0.0000**	**0.0000**	**0.0000**	**0.0000**

8.0 Waste Detail

8.1 Mitigation Measures Waste

Category/Year

	Total CO2	CH4	N2O	CO2e
	MT/yr			
Mitigated	0.0000	0.0000	0.0000	0.0000
Unmitigated	0.0000	0.0000	0.0000	0.0000

8.2 Waste by Land Use

Unmitigated

	Waste Disposed	Total CO2	CH4	N2O	CO2e
Land Use	tons	MT/yr			

Other Asphalt Surfaces	0	0.0000	0.0000	0.0000	0.0000
User Defined Industrial	0	0.0000	0.0000	0.0000	0.0000
Total		**0.0000**	**0.0000**	**0.0000**	**0.0000**

Mitigated

	Waste Disposed	Total CO2	CH4	N2O	CO2e
Land Use	tons	MT/yr			
Other Asphalt Surfaces	0	0.0000	0.0000	0.0000	0.0000
User Defined Industrial	0	0.0000	0.0000	0.0000	0.0000
Total		**0.0000**	**0.0000**	**0.0000**	**0.0000**

9.0 Operational Offroad

Equipment Type	Number	Hours/Day	Days/Year	Horse Power	Load Factor	Fuel Type

10.0 Stationary Equipment

Fire Pumps and Emergency Generators

Equipment Type	Number	Hours/Day	Hours/Year	Horse Power	Load Factor	Fuel Type

Boilers

Equipment Type	Number	Heat Input/Day	Heat Input/Year	Boiler Rating	Fuel Type

User Defined Equipment

Equipment Type	Number

11.0 Vegetation

Big T Restoration Project- Revegetation/Maple Canyon SPS Closure

Los Angeles-South Coast County, Winter

1.0 Project Characteristics

1.1 Land Usage

Land Uses	Size	Metric	Lot Acreage	Floor Surface Area	Population
User Defined Industrial	1.00	User Defined Unit	29.00	0.00	0

1.2 Other Project Characteristics

Urbanization	Rural	**Wind Speed (m/s)**	2.2	**Precipitation Freq (Days)**	33
Climate Zone	9			**Operational Year**	2026
Utility Company	Southern California Edison				
CO2 Intensity (lb/MWhr)	541	**CH4 Intensity (lb/MWhr)**	0.029	**N2O Intensity (lb/MWhr)**	0.006

1.3 User Entered Comments & Non-Default Data

Project Characteristics - Adjusted CO2 IF reflect RPS for SCE.

Land Use - .

Construction Phase - .

Off-road Equipment - .

Off-road Equipment - 1 Dozer

Trips and VMT - estimates for planting and for water trucks, and worker trips

Grading - All balanced on-site per Revegetation Plan

Energy Use -

Construction Off-road Equipment Mitigation - .

Consumer Products - .

Table Name	Column Name	Default Value	New Value
tblConstructionPhase	NumDays	20.00	80.00
tblConstructionPhase	NumDaysWeek	5.00	6.00
tblConstructionPhase	NumDaysWeek	5.00	6.00
tblLandUse	LotAcreage	0.00	29.00
tblOffRoadEquipment	OffRoadEquipmentUnitAmount	3.00	1.00
tblOffRoadEquipment	OffRoadEquipmentUnitAmount	4.00	0.00
tblProjectCharacteristics	CO2IntensityFactor	702.44	541
tblProjectCharacteristics	UrbanizationLevel	Urban	Rural
tblTripsAndVMT	VendorTripLength	7.90	10.00
tblTripsAndVMT	VendorTripLength	7.90	10.00
tblTripsAndVMT	VendorTripNumber	0.00	10.00
tblTripsAndVMT	VendorTripNumber	0.00	20.00
tblTripsAndVMT	WorkerTripNumber	3.00	10.00
tblTripsAndVMT	WorkerTripNumber	3.00	10.00

2.0 Emissions Summary

2.1 Overall Construction (Maximum Daily Emission)

Unmitigated Construction

	ROG	NOx	CO	SO2	Fugitive PM10	Exhaust PM10	PM10 Total	Fugitive PM2.5	Exhaust PM2.5	PM2.5 Total	Bio- CO2	NBio- CO2	Total CO2	CH4	N2O	CO2e
Year	lb/day										lb/day					
2025	0.7234	7.4442	3.6199	0.0130	6.2653	0.2924	6.5577	3.3768	0.2690	3.6458	0.0000	1,297.8676	1,297.8676	0.2879	0.0000	1,305.0640
2026	0.7208	7.4336	3.5920	0.0140	6.2653	0.2923	6.5576	3.3768	0.2690	3.6458	0.0000	1,429.9711	1,429.9711	0.2874	0.0000	1,435.9187
Maximum	**0.7234**	**7.4442**	**3.6199**	**0.0140**	**6.2653**	**0.2924**	**6.5577**	**3.3768**	**0.2690**	**3.6458**	**0.0000**	**1,429.9711**	**1,429.9711**	**0.2879**	**0.0000**	**1,435.9187**

Mitigated Construction

	ROG	NOx	CO	SO2	Fugitive PM10	Exhaust PM10	PM10 Total	Fugitive PM2.5	Exhaust PM2.5	PM2.5 Total	Bio- CO2	NBio- CO2	Total CO2	CH4	N2O	CO2e
Year	lb/day										lb/day					
2025	0.7234	7.4442	3.6199	0.0130	2.5918	0.2924	2.8842	1.3576	0.2690	1.6266	0.0000	1,297.8676	1,297.8676	0.2879	0.0000	1,305.0640
2026	0.7208	7.4336	3.5920	0.0140	2.5918	0.2923	2.8841	1.3576	0.2690	1.6265	0.0000	1,429.9711	1,429.9711	0.2874	0.0000	1,435.9187
Maximum	**0.7234**	**7.4442**	**3.6199**	**0.0140**	**2.5918**	**0.2924**	**2.8842**	**1.3576**	**0.2690**	**1.6266**	**0.0000**	**1,429.9711**	**1,429.9711**	**0.2879**	**0.0000**	**1,435.9187**

	ROG	NOx	CO	SO2	Fugitive PM10	Exhaust PM10	PM10 Total	Fugitive PM2.5	Exhaust PM2.5	PM2.5 Total	Bio- CO2	NBio-CO2	Total CO2	CH4	N20	CO2e
Percent Reduction	**0.00**	**0.00**	**0.00**	**0.00**	**58.63**	**0.00**	**56.02**	**59.80**	**0.00**	**55.39**	**0.00**	**0.00**	**0.00**	**0.00**	**0.00**	**0.00**

2.2 Overall Operational

Unmitigated Operational

	ROG	NOx	CO	SO2	Fugitive PM10	Exhaust PM10	PM10 Total	Fugitive PM2.5	Exhaust PM2.5	PM2.5 Total	Bio- CO2	NBio- CO2	Total CO2	CH4	N2O	CO2e
Category	lb/day										lb/day					
Area	1.0000e-005	0.0000	1.0000e-004	0.0000		0.0000	0.0000		0.0000	0.0000		2.2000e-004	2.2000e-004	0.0000		2.3000e-004
Energy	0.0000	0.0000	0.0000	0.0000		0.0000	0.0000		0.0000	0.0000		0.0000	0.0000	0.0000	0.0000	0.0000
Mobile	0.0000	0.0000	0.0000	0.0000	0.0000	0.0000	0.0000	0.0000	0.0000	0.0000		0.0000	0.0000	0.0000		0.0000
Total	**1.0000e-005**	**0.0000**	**1.0000e-004**	**0.0000**	**0.0000**	**0.0000**	**0.0000**	**0.0000**	**0.0000**	**0.0000**		**2.2000e-004**	**2.2000e-004**	**0.0000**	**0.0000**	**2.3000e-004**

Mitigated Operational

	ROG	NOx	CO	SO2	Fugitive PM10	Exhaust PM10	PM10 Total	Fugitive PM2.5	Exhaust PM2.5	PM2.5 Total	Bio- CO2	NBio- CO2	Total CO2	CH4	N2O	CO2e
Category	lb/day										lb/day					
Area	1.0000e-005	0.0000	1.0000e-004	0.0000		0.0000	0.0000		0.0000	0.0000		2.2000e-004	2.2000e-004	0.0000		2.3000e-004
Energy	0.0000	0.0000	0.0000	0.0000		0.0000	0.0000		0.0000	0.0000		0.0000	0.0000	0.0000	0.0000	0.0000
Mobile	0.0000	0.0000	0.0000	0.0000	0.0000	0.0000	0.0000	0.0000	0.0000	0.0000		0.0000	0.0000	0.0000		0.0000
Total	**1.0000e-005**	**0.0000**	**1.0000e-004**	**0.0000**	**0.0000**	**0.0000**	**0.0000**	**0.0000**	**0.0000**	**0.0000**		**2.2000e-004**	**2.2000e-004**	**0.0000**	**0.0000**	**2.3000e-004**

	ROG	NOx	CO	SO2	Fugitive PM10	Exhaust PM10	PM10 Total	Fugitive PM2.5	Exhaust PM2.5	PM2.5 Total	Bio- CO2	NBio-CO2	Total CO2	CH4	N20	CO2e
Percent Reduction	**0.00**	**0.00**	**0.00**	**0.00**	**0.00**	**0.00**	**0.00**	**0.00**	**0.00**	**0.00**	**0.00**	**0.00**	**0.00**	**0.00**	**0.00**	**0.00**

3.0 Construction Detail

Construction Phase

Phase Number	Phase Name	Phase Type	Start Date	End Date	Num Days Week	Num Days	Phase Description
1	Site Preparation	Site Preparation	10/15/2025	1/15/2026	6	80	
2	Planting	Trenching	10/1/2026	12/1/2026	6	53	

Acres of Grading (Site Preparation Phase): 0

Acres of Grading (Grading Phase): 0

Acres of Paving: 0

Residential Indoor: 0; Residential Outdoor: 0; Non-Residential Indoor: 0; Non-Residential Outdoor: 0; Striped Parking Area: 0

OffRoad Equipment

Phase Name	Offroad Equipment Type	Amount	Usage Hours	Horse Power	Load Factor

Site Preparation	Rubber Tired Dozers	1	8.00	247	0.40
Site Preparation	Tractors/Loaders/Backhoes	0	8.00	97	0.37
Planting	Rubber Tired Dozers	1	6.00	247	0.40

Trips and VMT

Phase Name	Offroad Equipment Count	Worker Trip Number	Vendor Trip Number	Hauling Trip Number	Worker Trip Length	Vendor Trip Length	Hauling Trip Length	Worker Vehicle Class	Vendor Vehicle Class	Hauling Vehicle Class
Site Preparation	1	10.00	10.00	0.00	19.80	10.00	20.00	LD_Mix	HDT_Mix	HHDT
Planting	1	10.00	20.00	0.00	19.80	10.00	20.00	LD_Mix	HDT_Mix	HHDT

3.1 Mitigation Measures Construction

Water Exposed Area

3.2 Site Preparation - 2025

Unmitigated Construction On-Site

	ROG	NOx	CO	SO2	Fugitive PM10	Exhaust PM10	PM10 Total	Fugitive PM2.5	Exhaust PM2.5	PM2.5 Total	Bio- CO2	NBio- CO2	Total CO2	CH4	N2O	CO2e
Category	lb/day										lb/day					
Fugitive Dust					6.0221	0.0000	6.0221	3.3102	0.0000	3.3102			0.0000			0.0000
Off-Road	0.6481	6.6312	2.9977	8.5400e-003		0.2901	0.2901		0.2669	0.2669		826.9601	826.9601	0.2675		833.6465
Total	**0.6481**	**6.6312**	**2.9977**	**8.5400e-003**	**6.0221**	**0.2901**	**6.3122**	**3.3102**	**0.2669**	**3.5772**		**826.9601**	**826.9601**	**0.2675**		**833.6465**

Unmitigated Construction Off-Site

	ROG	NOx	CO	SO2	Fugitive PM10	Exhaust PM10	PM10 Total	Fugitive PM2.5	Exhaust PM2.5	PM2.5 Total	Bio- CO2	NBio- CO2	Total CO2	CH4	N2O	CO2e

Category	lb/day											lb/day				
Hauling	0.0000	0.0000	0.0000	0.0000	0.0000	0.0000	0.0000	0.0000	0.0000	0.0000		0.0000	0.0000	0.0000		0.0000
Vendor	0.0263	0.7837	0.2695	3.2300e-003	0.0927	1.1300e-003	0.0938	0.0267	1.0800e-003	0.0278		346.5192	346.5192	0.0176		346.9583
Worker	0.0490	0.0293	0.3526	1.2500e-003	0.1505	1.0800e-003	0.1516	0.0399	1.0000e-003	0.0409		124.3883	124.3883	2.8400e-003		124.4592
Total	**0.0753**	**0.8130**	**0.6222**	**4.4800e-003**	**0.2432**	**2.2100e-003**	**0.2454**	**0.0666**	**2.0800e-003**	**0.0687**		**470.9075**	**470.9075**	**0.0204**		**471.4175**

Mitigated Construction On-Site

	ROG	NOx	CO	SO2	Fugitive PM10	Exhaust PM10	PM10 Total	Fugitive PM2.5	Exhaust PM2.5	PM2.5 Total	Bio- CO2	NBio- CO2	Total CO2	CH4	N2O	CO2e
Category	lb/day										lb/day					
Fugitive Dust					2.3486	0.0000	2.3486	1.2910	0.0000	1.2910			0.0000			0.0000
Off-Road	0.6481	6.6312	2.9977	8.5400e-003		0.2901	0.2901		0.2669	0.2669	0.0000	826.9601	826.9601	0.2675		833.6465
Total	**0.6481**	**6.6312**	**2.9977**	**8.5400e-003**	**2.3486**	**0.2901**	**2.6388**	**1.2910**	**0.2669**	**1.5579**	**0.0000**	**826.9601**	**826.9601**	**0.2675**		**833.6465**

Mitigated Construction Off-Site

	ROG	NOx	CO	SO2	Fugitive PM10	Exhaust PM10	PM10 Total	Fugitive PM2.5	Exhaust PM2.5	PM2.5 Total	Bio- CO2	NBio- CO2	Total CO2	CH4	N2O	CO2e
Category	lb/day										lb/day					
Hauling	0.0000	0.0000	0.0000	0.0000	0.0000	0.0000	0.0000	0.0000	0.0000	0.0000		0.0000	0.0000	0.0000		0.0000
Vendor	0.0263	0.7837	0.2695	3.2300e-003	0.0927	1.1300e-003	0.0938	0.0267	1.0800e-003	0.0278		346.5192	346.5192	0.0176		346.9583
Worker	0.0490	0.0293	0.3526	1.2500e-003	0.1505	1.0800e-003	0.1516	0.0399	1.0000e-003	0.0409		124.3883	124.3883	2.8400e-003		124.4592

Total	**0.0753**	**0.8130**	**0.6222**	**4.4800e-003**	**0.2432**	**2.2100e-003**	**0.2454**	**0.0666**	**2.0800e-003**	**0.0687**		**470.9075**	**470.9075**	**0.0204**		**471.4175**

3.2 Site Preparation - 2026

Unmitigated Construction On-Site

	ROG	NOx	CO	SO2	Fugitive PM10	Exhaust PM10	PM10 Total	Fugitive PM2.5	Exhaust PM2.5	PM2.5 Total	Bio- CO2	NBio- CO2	Total CO2	CH4	N2O	CO2e
Category	lb/day										lb/day					
Fugitive Dust					6.0221	0.0000	6.0221	3.3102	0.0000	3.3102			0.0000			0.0000
Off-Road	0.6481	6.6312	2.9977	8.5400e-003		0.2901	0.2901		0.2669	0.2669		826.9601	826.9601	0.2675		833.6465
Total	**0.6481**	**6.6312**	**2.9977**	**8.5400e-003**	**6.0221**	**0.2901**	**6.3122**	**3.3102**	**0.2669**	**3.5772**		**826.9601**	**826.9601**	**0.2675**		**833.6465**

Unmitigated Construction Off-Site

	ROG	NOx	CO	SO2	Fugitive PM10	Exhaust PM10	PM10 Total	Fugitive PM2.5	Exhaust PM2.5	PM2.5 Total	Bio- CO2	NBio- CO2	Total CO2	CH4	N2O	CO2e
Category	lb/day										lb/day					
Hauling	0.0000	0.0000	0.0000	0.0000	0.0000	0.0000	0.0000	0.0000	0.0000	0.0000		0.0000	0.0000	0.0000		0.0000
Vendor	0.0257	0.7754	0.2647	3.2200e-003	0.0927	1.1100e-003	0.0938	0.0267	1.0600e-003	0.0277		344.8414	344.8414	0.0174		345.2753
Worker	0.0470	0.0270	0.3296	1.2000e-003	0.1505	1.0500e-003	0.1516	0.0399	9.6000e-004	0.0409		120.0682	120.0682	2.6000e-003		120.1333
Total	**0.0727**	**0.8024**	**0.5943**	**4.4200e-003**	**0.2432**	**2.1600e-003**	**0.2454**	**0.0666**	**2.0200e-003**	**0.0686**		**464.9096**	**464.9096**	**0.0200**		**465.4085**

Mitigated Construction On-Site

	ROG	NOx	CO	SO2	Fugitive PM10	Exhaust PM10	PM10 Total	Fugitive PM2.5	Exhaust PM2.5	PM2.5 Total	Bio- CO2	NBio- CO2	Total CO2	CH4	N2O	CO2e
Category	lb/day										lb/day					
Fugitive Dust					2.3486	0.0000	2.3486	1.2910	0.0000	1.2910			0.0000			0.0000
Off-Road	0.6481	6.6312	2.9977	8.5400e-003		0.2901	0.2901		0.2669	0.2669	0.0000	826.9601	826.9601	0.2675		833.6465
Total	**0.6481**	**6.6312**	**2.9977**	**8.5400e-003**	**2.3486**	**0.2901**	**2.6388**	**1.2910**	**0.2669**	**1.5579**	**0.0000**	**826.9601**	**826.9601**	**0.2675**		**833.6465**

Mitigated Construction Off-Site

	ROG	NOx	CO	SO2	Fugitive PM10	Exhaust PM10	PM10 Total	Fugitive PM2.5	Exhaust PM2.5	PM2.5 Total	Bio- CO2	NBio- CO2	Total CO2	CH4	N2O	CO2e
Category	lb/day										lb/day					
Hauling	0.0000	0.0000	0.0000	0.0000	0.0000	0.0000	0.0000	0.0000	0.0000	0.0000		0.0000	0.0000	0.0000		0.0000
Vendor	0.0257	0.7754	0.2647	3.2200e-003	0.0927	1.1100e-003	0.0938	0.0267	1.0600e-003	0.0277		344.8414	344.8414	0.0174		345.2753
Worker	0.0470	0.0270	0.3296	1.2000e-003	0.1505	1.0500e-003	0.1516	0.0399	9.6000e-004	0.0409		120.0682	120.0682	2.6000e-003		120.1333
Total	**0.0727**	**0.8024**	**0.5943**	**4.4200e-003**	**0.2432**	**2.1600e-003**	**0.2454**	**0.0666**	**2.0200e-003**	**0.0686**		**464.9096**	**464.9096**	**0.0200**		**465.4085**

3.3 Planting - 2026

Unmitigated Construction On-Site

	ROG	NOx	CO	SO2	Fugitive PM10	Exhaust PM10	PM10 Total	Fugitive PM2.5	Exhaust PM2.5	PM2.5 Total	Bio- CO2	NBio- CO2	Total CO2	CH4	N2O	CO2e
Category	lb/day										lb/day					

Off-Road	0.4861	4.9734	2.2483	6.4000e-003		0.2176	0.2176		0.2002	0.2002		620.2201	620.2201	0.2006		625.2349
Total	**0.4861**	**4.9734**	**2.2483**	**6.4000e-003**		**0.2176**	**0.2176**		**0.2002**	**0.2002**		**620.2201**	**620.2201**	**0.2006**		**625.2349**

Unmitigated Construction Off-Site

	ROG	NOx	CO	SO2	Fugitive PM10	Exhaust PM10	PM10 Total	Fugitive PM2.5	Exhaust PM2.5	PM2.5 Total	Bio- CO2	NBio- CO2	Total CO2	CH4	N2O	CO2e
Category	lb/day										lb/day					
Hauling	0.0000	0.0000	0.0000	0.0000	0.0000	0.0000	0.0000	0.0000	0.0000	0.0000		0.0000	0.0000	0.0000		0.0000
Vendor	0.0515	1.5508	0.5294	6.4300e-003	0.1854	2.2200e-003	0.1876	0.0533	2.1200e-003	0.0555		689.6828	689.6828	0.0347		690.5505
Worker	0.0470	0.0270	0.3296	1.2000e-003	0.1505	1.0500e-003	0.1516	0.0399	9.6000e-004	0.0409		120.0682	120.0682	2.6000e-003		120.1333
Total	**0.0985**	**1.5779**	**0.8589**	**7.6300e-003**	**0.3359**	**3.2700e-003**	**0.3391**	**0.0933**	**3.0800e-003**	**0.0963**		**809.7510**	**809.7510**	**0.0373**		**810.6838**

Mitigated Construction On-Site

	ROG	NOx	CO	SO2	Fugitive PM10	Exhaust PM10	PM10 Total	Fugitive PM2.5	Exhaust PM2.5	PM2.5 Total	Bio- CO2	NBio- CO2	Total CO2	CH4	N2O	CO2e
Category	lb/day										lb/day					
Off-Road	0.4861	4.9734	2.2483	6.4000e-003		0.2176	0.2176		0.2002	0.2002	0.0000	620.2201	620.2201	0.2006		625.2349
Total	**0.4861**	**4.9734**	**2.2483**	**6.4000e-003**		**0.2176**	**0.2176**		**0.2002**	**0.2002**	**0.0000**	**620.2201**	**620.2201**	**0.2006**		**625.2349**

Mitigated Construction Off-Site

	ROG	NOx	CO	SO2	Fugitive PM10	Exhaust PM10	PM10 Total	Fugitive PM2.5	Exhaust PM2.5	PM2.5 Total	Bio- CO2	NBio- CO2	Total CO2	CH4	N2O	CO2e
Category	lb/day										lb/day					
Hauling	0.0000	0.0000	0.0000	0.0000	0.0000	0.0000	0.0000	0.0000	0.0000	0.0000		0.0000	0.0000	0.0000		0.0000
Vendor	0.0515	1.5508	0.5294	6.4300e-003	0.1854	2.2200e-003	0.1876	0.0533	2.1200e-003	0.0555		689.6828	689.6828	0.0347		690.5505
Worker	0.0470	0.0270	0.3296	1.2000e-003	0.1505	1.0500e-003	0.1516	0.0399	9.6000e-004	0.0409		120.0682	120.0682	2.6000e-003		120.1333
Total	**0.0985**	**1.5779**	**0.8589**	**7.6300e-003**	**0.3359**	**3.2700e-003**	**0.3391**	**0.0933**	**3.0800e-003**	**0.0963**		**809.7510**	**809.7510**	**0.0373**		**810.6838**

4.0 Operational Detail - Mobile

4.1 Mitigation Measures Mobile

	ROG	NOx	CO	SO2	Fugitive PM10	Exhaust PM10	PM10 Total	Fugitive PM2.5	Exhaust PM2.5	PM2.5 Total	Bio- CO2	NBio- CO2	Total CO2	CH4	N2O	CO2e
Category	lb/day										lb/day					
Mitigated	0.0000	0.0000	0.0000	0.0000	0.0000	0.0000	0.0000	0.0000	0.0000	0.0000		0.0000	0.0000	0.0000		0.0000
Unmitigated	0.0000	0.0000	0.0000	0.0000	0.0000	0.0000	0.0000	0.0000	0.0000	0.0000		0.0000	0.0000	0.0000		0.0000

4.2 Trip Summary Information

	Average Daily Trip Rate			Unmitigated	Mitigated
Land Use	Weekday	Saturday	Sunday	Annual VMT	Annual VMT
User Defined Industrial	0.00	0.00	0.00		
Total	0.00	0.00	0.00		

4.3 Trip Type Information

	Miles			Trip %			Trip Purpose %		
Land Use	H-W or C-W	H-S or C-C	H-O or C-NW	H-W or C-W	H-S or C-C	H-O or C-NW	Primary	Diverted	Pass-by
User Defined Industrial	18.50	10.10	7.90	0.00	0.00	0.00	0	0	0

4.4 Fleet Mix

Land Use	LDA	LDT1	LDT2	MDV	LHD1	LHD2	MHD	HHD	OBUS	UBUS	MCY	SBUS	MH
User Defined Industrial	0.544210	0.044379	0.208611	0.117175	0.014456	0.006301	0.020907	0.032661	0.002589	0.001903	0.005267	0.000705	0.000834

5.0 Energy Detail

Historical Energy Use: N

5.1 Mitigation Measures Energy

	ROG	NOx	CO	SO2	Fugitive PM10	Exhaust PM10	PM10 Total	Fugitive PM2.5	Exhaust PM2.5	PM2.5 Total	Bio- CO2	NBio- CO2	Total CO2	CH4	N2O	CO2e
Category	lb/day										lb/day					
NaturalGas Mitigated	0.0000	0.0000	0.0000	0.0000		0.0000	0.0000		0.0000	0.0000		0.0000	0.0000	0.0000	0.0000	0.0000
NaturalGas Unmitigated	0.0000	0.0000	0.0000	0.0000		0.0000	0.0000		0.0000	0.0000		0.0000	0.0000	0.0000	0.0000	0.0000

5.2 Energy by Land Use - NaturalGas

Unmitigated

	NaturalGas Use	ROG	NOx	CO	SO2	Fugitive PM10	Exhaust PM10	PM10 Total	Fugitive PM2.5	Exhaust PM2.5	PM2.5 Total	Bio- CO2	NBio- CO2	Total CO2	CH4	N2O	CO2e
Land Use	kBTU/yr	lb/day										lb/day					
User Defined Industrial	0	0.0000	0.0000	0.0000	0.0000		0.0000	0.0000		0.0000	0.0000		0.0000	0.0000	0.0000	0.0000	0.0000
Total		**0.0000**	**0.0000**	**0.0000**	**0.0000**		**0.0000**	**0.0000**		**0.0000**	**0.0000**		**0.0000**	**0.0000**	**0.0000**	**0.0000**	**0.0000**

Mitigated

	NaturalGas Use	ROG	NOx	CO	SO2	Fugitive PM10	Exhaust PM10	PM10 Total	Fugitive PM2.5	Exhaust PM2.5	PM2.5 Total	Bio- CO2	NBio- CO2	Total CO2	CH4	N2O	CO2e
Land Use	kBTU/yr	lb/day										lb/day					
User Defined Industrial	0	0.0000	0.0000	0.0000	0.0000		0.0000	0.0000		0.0000	0.0000		0.0000	0.0000	0.0000	0.0000	0.0000
Total		**0.0000**	**0.0000**	**0.0000**	**0.0000**		**0.0000**	**0.0000**		**0.0000**	**0.0000**		**0.0000**	**0.0000**	**0.0000**	**0.0000**	**0.0000**

6.0 Area Detail

6.1 Mitigation Measures Area

	ROG	NOx	CO	SO2	Fugitive PM10	Exhaust PM10	PM10 Total	Fugitive PM2.5	Exhaust PM2.5	PM2.5 Total	Bio- CO2	NBio- CO2	Total CO2	CH4	N2O	CO2e
Category	lb/day										lb/day					
Mitigated	1.0000e-005	0.0000	1.0000e-004	0.0000		0.0000	0.0000		0.0000	0.0000		2.2000e-004	2.2000e-004	0.0000		2.3000e-004
Unmitigated	1.0000e-005	0.0000	1.0000e-004	0.0000		0.0000	0.0000		0.0000	0.0000		2.2000e-004	2.2000e-004	0.0000		2.3000e-004

6.2 Area by SubCategory

Unmitigated

	ROG	NOx	CO	SO2	Fugitive PM10	Exhaust PM10	PM10 Total	Fugitive PM2.5	Exhaust PM2.5	PM2.5 Total	Bio- CO2	NBio- CO2	Total CO2	CH4	N2O	CO2e
SubCategory	lb/day										lb/day					
Architectural Coating	0.0000					0.0000	0.0000		0.0000	0.0000			0.0000			0.0000
Consumer Products	0.0000					0.0000	0.0000		0.0000	0.0000			0.0000			0.0000
Landscaping	1.0000e-005	0.0000	1.0000e-004	0.0000		0.0000	0.0000		0.0000	0.0000		2.2000e-004	2.2000e-004	0.0000		2.3000e-004
Total	**1.0000e-005**	**0.0000**	**1.0000e-004**	**0.0000**		**0.0000**	**0.0000**		**0.0000**	**0.0000**		**2.2000e-004**	**2.2000e-004**	**0.0000**		**2.3000e-004**

Mitigated

	ROG	NOx	CO	SO2	Fugitive PM10	Exhaust PM10	PM10 Total	Fugitive PM2.5	Exhaust PM2.5	PM2.5 Total	Bio- CO2	NBio- CO2	Total CO2	CH4	N2O	CO2e
SubCategory	lb/day										lb/day					
Architectural Coating	0.0000					0.0000	0.0000		0.0000	0.0000			0.0000			0.0000
Consumer Products	0.0000					0.0000	0.0000		0.0000	0.0000			0.0000			0.0000

Landscaping	1.0000e-005	0.0000	1.0000e-004	0.0000		0.0000	0.0000		0.0000	0.0000		2.2000e-004	2.2000e-004	0.0000		2.3000e-004
Total	**1.0000e-005**	**0.0000**	**1.0000e-004**	**0.0000**		**0.0000**	**0.0000**		**0.0000**	**0.0000**		**2.2000e-004**	**2.2000e-004**	**0.0000**		**2.3000e-004**

7.0 Water Detail

7.1 Mitigation Measures Water

8.0 Waste Detail

8.1 Mitigation Measures Waste

9.0 Operational Offroad

Equipment Type	Number	Hours/Day	Days/Year	Horse Power	Load Factor	Fuel Type

10.0 Stationary Equipment

Fire Pumps and Emergency Generators

Equipment Type	Number	Hours/Day	Hours/Year	Horse Power	Load Factor	Fuel Type

Boilers

Equipment Type	Number	Heat Input/Day	Heat Input/Year	Boiler Rating	Fuel Type

User Defined Equipment

Equipment Type	Number

11.0 Vegetation

Big T Restoration Project- Revegetation/Maple Canyon SPS Closure

Los Angeles-South Coast County, Summer

1.0 Project Characteristics

1.1 Land Usage

Land Uses	Size	Metric	Lot Acreage	Floor Surface Area	Population
User Defined Industrial	1.00	User Defined Unit	29.00	0.00	0

1.2 Other Project Characteristics

Urbanization	Rural	**Wind Speed (m/s)**	2.2	**Precipitation Freq (Days)**	33
Climate Zone	9			**Operational Year**	2026
Utility Company	Southern California Edison				
CO2 Intensity (lb/MWhr)	541	**CH4 Intensity (lb/MWhr)**	0.029	**N2O Intensity (lb/MWhr)**	0.006

1.3 User Entered Comments & Non-Default Data

Project Characteristics - Adjusted CO2 IF reflect RPS for SCE.

Land Use - .

Construction Phase - .

Off-road Equipment - .

Off-road Equipment - 1 Dozer

Trips and VMT - estimates for planting and for water trucks, and worker trips

Grading - All balanced on-site per Revegetation Plan

Energy Use -

Construction Off-road Equipment Mitigation - .

Consumer Products - .

Table Name	Column Name	Default Value	New Value
tblConstructionPhase	NumDays	20.00	80.00
tblConstructionPhase	NumDaysWeek	5.00	6.00
tblConstructionPhase	NumDaysWeek	5.00	6.00
tblLandUse	LotAcreage	0.00	29.00
tblOffRoadEquipment	OffRoadEquipmentUnitAmount	3.00	1.00
tblOffRoadEquipment	OffRoadEquipmentUnitAmount	4.00	0.00
tblProjectCharacteristics	CO2IntensityFactor	702.44	541
tblProjectCharacteristics	UrbanizationLevel	Urban	Rural
tblTripsAndVMT	VendorTripLength	7.90	10.00
tblTripsAndVMT	VendorTripLength	7.90	10.00
tblTripsAndVMT	VendorTripNumber	0.00	10.00
tblTripsAndVMT	VendorTripNumber	0.00	20.00
tblTripsAndVMT	WorkerTripNumber	3.00	10.00
tblTripsAndVMT	WorkerTripNumber	3.00	10.00

2.0 Emissions Summary

2.1 Overall Construction (Maximum Daily Emission)

Unmitigated Construction

	ROG	NOx	CO	SO2	Fugitive PM10	Exhaust PM10	PM10 Total	Fugitive PM2.5	Exhaust PM2.5	PM2.5 Total	Bio- CO2	NBio- CO2	Total CO2	CH4	N2O	CO2e
Year	lb/day										lb/day					
2025	0.7163	7.4407	3.6399	0.0132	6.2653	0.2923	6.5576	3.3768	0.2690	3.6458	0.0000	1,312.6154	1,312.6154	0.2873	0.0000	1,319.7981
2026	0.7138	7.4304	3.6102	0.0142	6.2653	0.2923	6.5576	3.3768	0.2689	3.6457	0.0000	1,451.3122	1,451.3122	0.2869	0.0000	1,457.2281
Maximum	**0.7163**	**7.4407**	**3.6399**	**0.0142**	**6.2653**	**0.2923**	**6.5576**	**3.3768**	**0.2690**	**3.6458**	**0.0000**	**1,451.3122**	**1,451.3122**	**0.2873**	**0.0000**	**1,457.2281**

Mitigated Construction

	ROG	NOx	CO	SO2	Fugitive PM10	Exhaust PM10	PM10 Total	Fugitive PM2.5	Exhaust PM2.5	PM2.5 Total	Bio- CO2	NBio- CO2	Total CO2	CH4	N2O	CO2e
Year	lb/day										lb/day					
2025	0.7163	7.4407	3.6399	0.0132	2.5918	0.2923	2.8841	1.3576	0.2690	1.6265	0.0000	1,312.6154	1,312.6154	0.2873	0.0000	1,319.7981
2026	0.7138	7.4304	3.6102	0.0142	2.5918	0.2923	2.8841	1.3576	0.2689	1.6265	0.0000	1,451.3122	1,451.3122	0.2869	0.0000	1,457.2281
Maximum	**0.7163**	**7.4407**	**3.6399**	**0.0142**	**2.5918**	**0.2923**	**2.8841**	**1.3576**	**0.2690**	**1.6265**	**0.0000**	**1,451.3122**	**1,451.3122**	**0.2873**	**0.0000**	**1,457.2281**

	ROG	NOx	CO	SO2	Fugitive PM10	Exhaust PM10	PM10 Total	Fugitive PM2.5	Exhaust PM2.5	PM2.5 Total	Bio- CO2	NBio-CO2	Total CO2	CH4	N20	CO2e
Percent Reduction	**0.00**	**0.00**	**0.00**	**0.00**	**58.63**	**0.00**	**56.02**	**59.80**	**0.00**	**55.39**	**0.00**	**0.00**	**0.00**	**0.00**	**0.00**	**0.00**

2.2 Overall Operational

Unmitigated Operational

	ROG	NOx	CO	SO2	Fugitive PM10	Exhaust PM10	PM10 Total	Fugitive PM2.5	Exhaust PM2.5	PM2.5 Total	Bio- CO2	NBio- CO2	Total CO2	CH4	N2O	CO2e
Category	lb/day										lb/day					
Area	1.0000e-005	0.0000	1.0000e-004	0.0000		0.0000	0.0000		0.0000	0.0000		2.2000e-004	2.2000e-004	0.0000		2.3000e-004
Energy	0.0000	0.0000	0.0000	0.0000		0.0000	0.0000		0.0000	0.0000		0.0000	0.0000	0.0000	0.0000	0.0000
Mobile	0.0000	0.0000	0.0000	0.0000	0.0000	0.0000	0.0000	0.0000	0.0000	0.0000		0.0000	0.0000	0.0000		0.0000
Total	**1.0000e-005**	**0.0000**	**1.0000e-004**	**0.0000**	**0.0000**	**0.0000**	**0.0000**	**0.0000**	**0.0000**	**0.0000**		**2.2000e-004**	**2.2000e-004**	**0.0000**	**0.0000**	**2.3000e-004**

Mitigated Operational

	ROG	NOx	CO	SO2	Fugitive PM10	Exhaust PM10	PM10 Total	Fugitive PM2.5	Exhaust PM2.5	PM2.5 Total	Bio- CO2	NBio- CO2	Total CO2	CH4	N2O	CO2e
Category	lb/day										lb/day					
Area	1.0000e-005	0.0000	1.0000e-004	0.0000		0.0000	0.0000		0.0000	0.0000		2.2000e-004	2.2000e-004	0.0000		2.3000e-004
Energy	0.0000	0.0000	0.0000	0.0000		0.0000	0.0000		0.0000	0.0000		0.0000	0.0000	0.0000	0.0000	0.0000
Mobile	0.0000	0.0000	0.0000	0.0000	0.0000	0.0000	0.0000	0.0000	0.0000	0.0000		0.0000	0.0000	0.0000		0.0000
Total	**1.0000e-005**	**0.0000**	**1.0000e-004**	**0.0000**	**0.0000**	**0.0000**	**0.0000**	**0.0000**	**0.0000**	**0.0000**		**2.2000e-004**	**2.2000e-004**	**0.0000**	**0.0000**	**2.3000e-004**

	ROG	NOx	CO	SO2	Fugitive PM10	Exhaust PM10	PM10 Total	Fugitive PM2.5	Exhaust PM2.5	PM2.5 Total	Bio- CO2	NBio-CO2	Total CO2	CH4	N20	CO2e
Percent Reduction	**0.00**	**0.00**	**0.00**	**0.00**	**0.00**	**0.00**	**0.00**	**0.00**	**0.00**	**0.00**	**0.00**	**0.00**	**0.00**	**0.00**	**0.00**	**0.00**

3.0 Construction Detail

Construction Phase

Phase Number	Phase Name	Phase Type	Start Date	End Date	Num Days Week	Num Days	Phase Description
1	Site Preparation	Site Preparation	10/15/2025	1/15/2026	6	80	
2	Planting	Trenching	10/1/2026	12/1/2026	6	53	

Acres of Grading (Site Preparation Phase): 0

Acres of Grading (Grading Phase): 0

Acres of Paving: 0

Residential Indoor: 0; Residential Outdoor: 0; Non-Residential Indoor: 0; Non-Residential Outdoor: 0; Striped Parking Area: 0

OffRoad Equipment

Phase Name	Offroad Equipment Type	Amount	Usage Hours	Horse Power	Load Factor

Site Preparation	Rubber Tired Dozers	1	8.00	247	0.40
Site Preparation	Tractors/Loaders/Backhoes	0	8.00	97	0.37
Planting	Rubber Tired Dozers	1	6.00	247	0.40

Trips and VMT

Phase Name	Offroad Equipment Count	Worker Trip Number	Vendor Trip Number	Hauling Trip Number	Worker Trip Length	Vendor Trip Length	Hauling Trip Length	Worker Vehicle Class	Vendor Vehicle Class	Hauling Vehicle Class
Site Preparation	1	10.00	10.00	0.00	19.80	10.00	20.00	LD_Mix	HDT_Mix	HHDT
Planting	1	10.00	20.00	0.00	19.80	10.00	20.00	LD_Mix	HDT_Mix	HHDT

3.1 Mitigation Measures Construction

Water Exposed Area

3.2 Site Preparation - 2025

Unmitigated Construction On-Site

	ROG	NOx	CO	SO2	Fugitive PM10	Exhaust PM10	PM10 Total	Fugitive PM2.5	Exhaust PM2.5	PM2.5 Total	Bio- CO2	NBio- CO2	Total CO2	CH4	N2O	CO2e
Category	lb/day										lb/day					
Fugitive Dust					6.0221	0.0000	6.0221	3.3102	0.0000	3.3102			0.0000			0.0000
Off-Road	0.6481	6.6312	2.9977	8.5400e-003		0.2901	0.2901		0.2669	0.2669		826.9601	826.9601	0.2675		833.6465
Total	**0.6481**	**6.6312**	**2.9977**	**8.5400e-003**	**6.0221**	**0.2901**	**6.3122**	**3.3102**	**0.2669**	**3.5772**		**826.9601**	**826.9601**	**0.2675**		**833.6465**

Unmitigated Construction Off-Site

	ROG	NOx	CO	SO2	Fugitive PM10	Exhaust PM10	PM10 Total	Fugitive PM2.5	Exhaust PM2.5	PM2.5 Total	Bio- CO2	NBio- CO2	Total CO2	CH4	N2O	CO2e

Category	lb/day											lb/day				
Hauling	0.0000	0.0000	0.0000	0.0000	0.0000	0.0000	0.0000	0.0000	0.0000	0.0000		0.0000	0.0000	0.0000		0.0000
Vendor	0.0252	0.7830	0.2516	3.3000e-003	0.0927	1.1000e-003	0.0938	0.0267	1.0500e-003	0.0277		353.5331	353.5331	0.0168		353.9534
Worker	0.0430	0.0265	0.3906	1.3200e-003	0.1505	1.0800e-003	0.1516	0.0399	1.0000e-003	0.0409		132.1221	132.1221	3.0400e-003		132.1981
Total	**0.0682**	**0.8095**	**0.6422**	**4.6200e-003**	**0.2432**	**2.1800e-003**	**0.2454**	**0.0666**	**2.0500e-003**	**0.0686**		**485.6553**	**485.6553**	**0.0199**		**486.1516**

Mitigated Construction On-Site

	ROG	NOx	CO	SO2	Fugitive PM10	Exhaust PM10	PM10 Total	Fugitive PM2.5	Exhaust PM2.5	PM2.5 Total	Bio- CO2	NBio- CO2	Total CO2	CH4	N2O	CO2e
Category	lb/day										lb/day					
Fugitive Dust					2.3486	0.0000	2.3486	1.2910	0.0000	1.2910			0.0000			0.0000
Off-Road	0.6481	6.6312	2.9977	8.5400e-003		0.2901	0.2901		0.2669	0.2669	0.0000	826.9601	826.9601	0.2675		833.6465
Total	**0.6481**	**6.6312**	**2.9977**	**8.5400e-003**	**2.3486**	**0.2901**	**2.6388**	**1.2910**	**0.2669**	**1.5579**	**0.0000**	**826.9601**	**826.9601**	**0.2675**		**833.6465**

Mitigated Construction Off-Site

	ROG	NOx	CO	SO2	Fugitive PM10	Exhaust PM10	PM10 Total	Fugitive PM2.5	Exhaust PM2.5	PM2.5 Total	Bio- CO2	NBio- CO2	Total CO2	CH4	N2O	CO2e
Category	lb/day										lb/day					
Hauling	0.0000	0.0000	0.0000	0.0000	0.0000	0.0000	0.0000	0.0000	0.0000	0.0000		0.0000	0.0000	0.0000		0.0000
Vendor	0.0252	0.7830	0.2516	3.3000e-003	0.0927	1.1000e-003	0.0938	0.0267	1.0500e-003	0.0277		353.5331	353.5331	0.0168		353.9534
Worker	0.0430	0.0265	0.3906	1.3200e-003	0.1505	1.0800e-003	0.1516	0.0399	1.0000e-003	0.0409		132.1221	132.1221	3.0400e-003		132.1981

Total	**0.0682**	**0.8095**	**0.6422**	**4.6200e-003**	**0.2432**	**2.1800e-003**	**0.2454**	**0.0666**	**2.0500e-003**	**0.0686**		**485.6553**	**485.6553**	**0.0199**		**486.1516**

3.2 Site Preparation - 2026

Unmitigated Construction On-Site

	ROG	NOx	CO	SO2	Fugitive PM10	Exhaust PM10	PM10 Total	Fugitive PM2.5	Exhaust PM2.5	PM2.5 Total	Bio- CO2	NBio- CO2	Total CO2	CH4	N2O	CO2e
Category	lb/day										lb/day					
Fugitive Dust					6.0221	0.0000	6.0221	3.3102	0.0000	3.3102			0.0000			0.0000
Off-Road	0.6481	6.6312	2.9977	8.5400e-003		0.2901	0.2901		0.2669	0.2669		826.9601	826.9601	0.2675		833.6465
Total	**0.6481**	**6.6312**	**2.9977**	**8.5400e-003**	**6.0221**	**0.2901**	**6.3122**	**3.3102**	**0.2669**	**3.5772**		**826.9601**	**826.9601**	**0.2675**		**833.6465**

Unmitigated Construction Off-Site

	ROG	NOx	CO	SO2	Fugitive PM10	Exhaust PM10	PM10 Total	Fugitive PM2.5	Exhaust PM2.5	PM2.5 Total	Bio- CO2	NBio- CO2	Total CO2	CH4	N2O	CO2e
Category	lb/day										lb/day					
Hauling	0.0000	0.0000	0.0000	0.0000	0.0000	0.0000	0.0000	0.0000	0.0000	0.0000		0.0000	0.0000	0.0000		0.0000
Vendor	0.0247	0.7748	0.2472	3.2800e-003	0.0927	1.0800e-003	0.0938	0.0267	1.0300e-003	0.0277		351.7803	351.7803	0.0166		352.1960
Worker	0.0411	0.0244	0.3653	1.2800e-003	0.1505	1.0500e-003	0.1516	0.0399	9.6000e-004	0.0409		127.5316	127.5316	2.7900e-003		127.6013
Total	**0.0658**	**0.7992**	**0.6125**	**4.5600e-003**	**0.2432**	**2.1300e-003**	**0.2453**	**0.0666**	**1.9900e-003**	**0.0686**		**479.3119**	**479.3119**	**0.0194**		**479.7973**

Mitigated Construction On-Site

	ROG	NOx	CO	SO2	Fugitive PM10	Exhaust PM10	PM10 Total	Fugitive PM2.5	Exhaust PM2.5	PM2.5 Total	Bio- CO2	NBio- CO2	Total CO2	CH4	N2O	CO2e
Category	lb/day										lb/day					
Fugitive Dust					2.3486	0.0000	2.3486	1.2910	0.0000	1.2910			0.0000			0.0000
Off-Road	0.6481	6.6312	2.9977	8.5400e-003		0.2901	0.2901		0.2669	0.2669	0.0000	826.9601	826.9601	0.2675		833.6465
Total	**0.6481**	**6.6312**	**2.9977**	**8.5400e-003**	**2.3486**	**0.2901**	**2.6388**	**1.2910**	**0.2669**	**1.5579**	**0.0000**	**826.9601**	**826.9601**	**0.2675**		**833.6465**

Mitigated Construction Off-Site

	ROG	NOx	CO	SO2	Fugitive PM10	Exhaust PM10	PM10 Total	Fugitive PM2.5	Exhaust PM2.5	PM2.5 Total	Bio- CO2	NBio- CO2	Total CO2	CH4	N2O	CO2e
Category	lb/day										lb/day					
Hauling	0.0000	0.0000	0.0000	0.0000	0.0000	0.0000	0.0000	0.0000	0.0000	0.0000		0.0000	0.0000	0.0000		0.0000
Vendor	0.0247	0.7748	0.2472	3.2800e-003	0.0927	1.0800e-003	0.0938	0.0267	1.0300e-003	0.0277		351.7803	351.7803	0.0166		352.1960
Worker	0.0411	0.0244	0.3653	1.2800e-003	0.1505	1.0500e-003	0.1516	0.0399	9.6000e-004	0.0409		127.5316	127.5316	2.7900e-003		127.6013
Total	**0.0658**	**0.7992**	**0.6125**	**4.5600e-003**	**0.2432**	**2.1300e-003**	**0.2453**	**0.0666**	**1.9900e-003**	**0.0686**		**479.3119**	**479.3119**	**0.0194**		**479.7973**

3.3 Planting - 2026

Unmitigated Construction On-Site

	ROG	NOx	CO	SO2	Fugitive PM10	Exhaust PM10	PM10 Total	Fugitive PM2.5	Exhaust PM2.5	PM2.5 Total	Bio- CO2	NBio- CO2	Total CO2	CH4	N2O	CO2e
Category	lb/day										lb/day					

Off-Road	0.4861	4.9734	2.2483	6.4000e-003		0.2176	0.2176		0.2002	0.2002		620.2201	620.2201	0.2006		625.2349
Total	**0.4861**	**4.9734**	**2.2483**	**6.4000e-003**		**0.2176**	**0.2176**		**0.2002**	**0.2002**		**620.2201**	**620.2201**	**0.2006**		**625.2349**

Unmitigated Construction Off-Site

	ROG	NOx	CO	SO2	Fugitive PM10	Exhaust PM10	PM10 Total	Fugitive PM2.5	Exhaust PM2.5	PM2.5 Total	Bio- CO2	NBio- CO2	Total CO2	CH4	N2O	CO2e
Category	lb/day										lb/day					
Hauling	0.0000	0.0000	0.0000	0.0000	0.0000	0.0000	0.0000	0.0000	0.0000	0.0000		0.0000	0.0000	0.0000		0.0000
Vendor	0.0494	1.5495	0.4943	6.5600e-003	0.1854	2.1600e-003	0.1875	0.0533	2.0600e-003	0.0554		703.5605	703.5605	0.0333		704.3919
Worker	0.0411	0.0244	0.3653	1.2800e-003	0.1505	1.0500e-003	0.1516	0.0399	9.6000e-004	0.0409		127.5316	127.5316	2.7900e-003		127.6013
Total	**0.0905**	**1.5740**	**0.8596**	**7.8400e-003**	**0.3359**	**3.2100e-003**	**0.3391**	**0.0933**	**3.0200e-003**	**0.0963**		**831.0921**	**831.0921**	**0.0361**		**831.9932**

Mitigated Construction On-Site

	ROG	NOx	CO	SO2	Fugitive PM10	Exhaust PM10	PM10 Total	Fugitive PM2.5	Exhaust PM2.5	PM2.5 Total	Bio- CO2	NBio- CO2	Total CO2	CH4	N2O	CO2e
Category	lb/day										lb/day					
Off-Road	0.4861	4.9734	2.2483	6.4000e-003		0.2176	0.2176		0.2002	0.2002	0.0000	620.2201	620.2201	0.2006		625.2349
Total	**0.4861**	**4.9734**	**2.2483**	**6.4000e-003**		**0.2176**	**0.2176**		**0.2002**	**0.2002**	**0.0000**	**620.2201**	**620.2201**	**0.2006**		**625.2349**

Mitigated Construction Off-Site

	ROG	NOx	CO	SO2	Fugitive PM10	Exhaust PM10	PM10 Total	Fugitive PM2.5	Exhaust PM2.5	PM2.5 Total	Bio- CO2	NBio- CO2	Total CO2	CH4	N2O	CO2e
Category	lb/day										lb/day					
Hauling	0.0000	0.0000	0.0000	0.0000	0.0000	0.0000	0.0000	0.0000	0.0000	0.0000		0.0000	0.0000	0.0000		0.0000
Vendor	0.0494	1.5495	0.4943	6.5600e-003	0.1854	2.1600e-003	0.1875	0.0533	2.0600e-003	0.0554		703.5605	703.5605	0.0333		704.3919
Worker	0.0411	0.0244	0.3653	1.2800e-003	0.1505	1.0500e-003	0.1516	0.0399	9.6000e-004	0.0409		127.5316	127.5316	2.7900e-003		127.6013
Total	**0.0905**	**1.5740**	**0.8596**	**7.8400e-003**	**0.3359**	**3.2100e-003**	**0.3391**	**0.0933**	**3.0200e-003**	**0.0963**		**831.0921**	**831.0921**	**0.0361**		**831.9932**

4.0 Operational Detail - Mobile

4.1 Mitigation Measures Mobile

	ROG	NOx	CO	SO2	Fugitive PM10	Exhaust PM10	PM10 Total	Fugitive PM2.5	Exhaust PM2.5	PM2.5 Total	Bio- CO2	NBio- CO2	Total CO2	CH4	N2O	CO2e
Category	lb/day										lb/day					
Mitigated	0.0000	0.0000	0.0000	0.0000	0.0000	0.0000	0.0000	0.0000	0.0000	0.0000		0.0000	0.0000	0.0000		0.0000
Unmitigated	0.0000	0.0000	0.0000	0.0000	0.0000	0.0000	0.0000	0.0000	0.0000	0.0000		0.0000	0.0000	0.0000		0.0000

4.2 Trip Summary Information

	Average Daily Trip Rate			Unmitigated	Mitigated
Land Use	Weekday	Saturday	Sunday	Annual VMT	Annual VMT
User Defined Industrial	0.00	0.00	0.00		
Total	0.00	0.00	0.00		

4.3 Trip Type Information

	Miles			Trip %			Trip Purpose %		
Land Use	H-W or C-W	H-S or C-C	H-O or C-NW	H-W or C-W	H-S or C-C	H-O or C-NW	Primary	Diverted	Pass-by
User Defined Industrial	18.50	10.10	7.90	0.00	0.00	0.00	0	0	0

4.4 Fleet Mix

Land Use	LDA	LDT1	LDT2	MDV	LHD1	LHD2	MHD	HHD	OBUS	UBUS	MCY	SBUS	MH
User Defined Industrial	0.544210	0.044379	0.208611	0.117175	0.014456	0.006301	0.020907	0.032661	0.002589	0.001903	0.005267	0.000705	0.000834

5.0 Energy Detail

Historical Energy Use: N

5.1 Mitigation Measures Energy

	ROG	NOx	CO	SO2	Fugitive PM10	Exhaust PM10	PM10 Total	Fugitive PM2.5	Exhaust PM2.5	PM2.5 Total	Bio- CO2	NBio- CO2	Total CO2	CH4	N2O	CO2e
Category	lb/day										lb/day					
NaturalGas Mitigated	0.0000	0.0000	0.0000	0.0000		0.0000	0.0000		0.0000	0.0000		0.0000	0.0000	0.0000	0.0000	0.0000
NaturalGas Unmitigated	0.0000	0.0000	0.0000	0.0000		0.0000	0.0000		0.0000	0.0000		0.0000	0.0000	0.0000	0.0000	0.0000

5.2 Energy by Land Use - NaturalGas

Unmitigated

	NaturalGas Use	ROG	NOx	CO	SO2	Fugitive PM10	Exhaust PM10	PM10 Total	Fugitive PM2.5	Exhaust PM2.5	PM2.5 Total	Bio- CO2	NBio- CO2	Total CO2	CH4	N2O	CO2e
Land Use	kBTU/yr	lb/day										lb/day					
User Defined Industrial	0	0.0000	0.0000	0.0000	0.0000		0.0000	0.0000		0.0000	0.0000		0.0000	0.0000	0.0000	0.0000	0.0000
Total		**0.0000**	**0.0000**	**0.0000**	**0.0000**		**0.0000**	**0.0000**		**0.0000**	**0.0000**		**0.0000**	**0.0000**	**0.0000**	**0.0000**	**0.0000**

Mitigated

	NaturalGas Use	ROG	NOx	CO	SO2	Fugitive PM10	Exhaust PM10	PM10 Total	Fugitive PM2.5	Exhaust PM2.5	PM2.5 Total	Bio- CO2	NBio- CO2	Total CO2	CH4	N2O	CO2e
Land Use	kBTU/yr	lb/day										lb/day					
User Defined Industrial	0	0.0000	0.0000	0.0000	0.0000		0.0000	0.0000		0.0000	0.0000		0.0000	0.0000	0.0000	0.0000	0.0000
Total		**0.0000**	**0.0000**	**0.0000**	**0.0000**		**0.0000**	**0.0000**		**0.0000**	**0.0000**		**0.0000**	**0.0000**	**0.0000**	**0.0000**	**0.0000**

6.0 Area Detail

6.1 Mitigation Measures Area

	ROG	NOx	CO	SO2	Fugitive PM10	Exhaust PM10	PM10 Total	Fugitive PM2.5	Exhaust PM2.5	PM2.5 Total	Bio- CO2	NBio- CO2	Total CO2	CH4	N2O	CO2e
Category	lb/day										lb/day					
Mitigated	1.0000e-005	0.0000	1.0000e-004	0.0000		0.0000	0.0000		0.0000	0.0000		2.2000e-004	2.2000e-004	0.0000		2.3000e-004
Unmitigated	1.0000e-005	0.0000	1.0000e-004	0.0000		0.0000	0.0000		0.0000	0.0000		2.2000e-004	2.2000e-004	0.0000		2.3000e-004

6.2 Area by SubCategory

Unmitigated

	ROG	NOx	CO	SO2	Fugitive PM10	Exhaust PM10	PM10 Total	Fugitive PM2.5	Exhaust PM2.5	PM2.5 Total	Bio- CO2	NBio- CO2	Total CO2	CH4	N2O	CO2e
SubCategory	lb/day										lb/day					
Architectural Coating	0.0000					0.0000	0.0000		0.0000	0.0000			0.0000			0.0000
Consumer Products	0.0000					0.0000	0.0000		0.0000	0.0000			0.0000			0.0000
Landscaping	1.0000e-005	0.0000	1.0000e-004	0.0000		0.0000	0.0000		0.0000	0.0000		2.2000e-004	2.2000e-004	0.0000		2.3000e-004
Total	**1.0000e-005**	**0.0000**	**1.0000e-004**	**0.0000**		**0.0000**	**0.0000**		**0.0000**	**0.0000**		**2.2000e-004**	**2.2000e-004**	**0.0000**		**2.3000e-004**

Mitigated

	ROG	NOx	CO	SO2	Fugitive PM10	Exhaust PM10	PM10 Total	Fugitive PM2.5	Exhaust PM2.5	PM2.5 Total	Bio- CO2	NBio- CO2	Total CO2	CH4	N2O	CO2e
SubCategory	lb/day										lb/day					
Architectural Coating	0.0000					0.0000	0.0000		0.0000	0.0000			0.0000			0.0000
Consumer Products	0.0000					0.0000	0.0000		0.0000	0.0000			0.0000			0.0000

Landscaping	1.0000e-005	0.0000	1.0000e-004	0.0000		0.0000	0.0000		0.0000	0.0000		2.2000e-004	2.2000e-004	0.0000		2.3000e-004
Total	**1.0000e-005**	**0.0000**	**1.0000e-004**	**0.0000**		**0.0000**	**0.0000**		**0.0000**	**0.0000**		**2.2000e-004**	**2.2000e-004**	**0.0000**		**2.3000e-004**

7.0 Water Detail

7.1 Mitigation Measures Water

8.0 Waste Detail

8.1 Mitigation Measures Waste

9.0 Operational Offroad

Equipment Type	Number	Hours/Day	Days/Year	Horse Power	Load Factor	Fuel Type

10.0 Stationary Equipment

Fire Pumps and Emergency Generators

Equipment Type	Number	Hours/Day	Hours/Year	Horse Power	Load Factor	Fuel Type

Boilers

Equipment Type	Number	Heat Input/Day	Heat Input/Year	Boiler Rating	Fuel Type

User Defined Equipment

Equipment Type	Number

11.0 Vegetation

Big T Restoration Project- Revegetation/Maple Canyon SPS Closure

Los Angeles-South Coast County, Summer

1.0 Project Characteristics

1.1 Land Usage

Land Uses	Size	Metric	Lot Acreage	Floor Surface Area	Population
User Defined Industrial	1.00	User Defined Unit	29.00	0.00	0

1.2 Other Project Characteristics

Urbanization	Rural	**Wind Speed (m/s)**	2.2	**Precipitation Freq (Days)**	33
Climate Zone	9			**Operational Year**	2026
Utility Company	Southern California Edison				
CO2 Intensity (lb/MWhr)	541	**CH4 Intensity (lb/MWhr)**	0.029	**N2O Intensity (lb/MWhr)**	0.006

1.3 User Entered Comments & Non-Default Data

Project Characteristics - Adjusted CO2 IF reflect RPS for SCE.

Land Use - .

Construction Phase - .

Off-road Equipment - .

Off-road Equipment - 1 Dozer

Trips and VMT - estimates for planting and for water trucks, and worker trips

Grading - All balanced on-site per Revegetation Plan

Energy Use -

Construction Off-road Equipment Mitigation - .

Consumer Products - .

Table Name	Column Name	Default Value	New Value
tblConstructionPhase	NumDays	20.00	80.00
tblConstructionPhase	NumDaysWeek	5.00	6.00
tblConstructionPhase	NumDaysWeek	5.00	6.00
tblLandUse	LotAcreage	0.00	29.00
tblOffRoadEquipment	OffRoadEquipmentUnitAmount	3.00	1.00
tblOffRoadEquipment	OffRoadEquipmentUnitAmount	4.00	0.00
tblProjectCharacteristics	CO2IntensityFactor	702.44	541
tblProjectCharacteristics	UrbanizationLevel	Urban	Rural
tblTripsAndVMT	VendorTripLength	7.90	10.00
tblTripsAndVMT	VendorTripLength	7.90	10.00
tblTripsAndVMT	VendorTripNumber	0.00	10.00
tblTripsAndVMT	VendorTripNumber	0.00	20.00
tblTripsAndVMT	WorkerTripNumber	3.00	10.00
tblTripsAndVMT	WorkerTripNumber	3.00	10.00

2.0 Emissions Summary

2.1 Overall Construction (Maximum Daily Emission)

Unmitigated Construction

	ROG	NOx	CO	SO2	Fugitive PM10	Exhaust PM10	PM10 Total	Fugitive PM2.5	Exhaust PM2.5	PM2.5 Total	Bio- CO2	NBio- CO2	Total CO2	CH4	N2O	CO2e
Year	lb/day										lb/day					
2025	0.7163	7.4407	3.6399	0.0132	6.2653	0.2923	6.5576	3.3768	0.2690	3.6458	0.0000	1,312.6154	1,312.6154	0.2873	0.0000	1,319.7981
2026	0.7138	7.4304	3.6102	0.0142	6.2653	0.2923	6.5576	3.3768	0.2689	3.6457	0.0000	1,451.3122	1,451.3122	0.2869	0.0000	1,457.2281
Maximum	**0.7163**	**7.4407**	**3.6399**	**0.0142**	**6.2653**	**0.2923**	**6.5576**	**3.3768**	**0.2690**	**3.6458**	**0.0000**	**1,451.3122**	**1,451.3122**	**0.2873**	**0.0000**	**1,457.2281**

Mitigated Construction

	ROG	NOx	CO	SO2	Fugitive PM10	Exhaust PM10	PM10 Total	Fugitive PM2.5	Exhaust PM2.5	PM2.5 Total	Bio- CO2	NBio- CO2	Total CO2	CH4	N2O	CO2e
Year	lb/day										lb/day					
2025	0.7163	7.4407	3.6399	0.0132	2.5918	0.2923	2.8841	1.3576	0.2690	1.6265	0.0000	1,312.6154	1,312.6154	0.2873	0.0000	1,319.7981
2026	0.7138	7.4304	3.6102	0.0142	2.5918	0.2923	2.8841	1.3576	0.2689	1.6265	0.0000	1,451.3122	1,451.3122	0.2869	0.0000	1,457.2281
Maximum	**0.7163**	**7.4407**	**3.6399**	**0.0142**	**2.5918**	**0.2923**	**2.8841**	**1.3576**	**0.2690**	**1.6265**	**0.0000**	**1,451.3122**	**1,451.3122**	**0.2873**	**0.0000**	**1,457.2281**

	ROG	NOx	CO	SO2	Fugitive PM10	Exhaust PM10	PM10 Total	Fugitive PM2.5	Exhaust PM2.5	PM2.5 Total	Bio- CO2	NBio-CO2	Total CO2	CH4	N20	CO2e
Percent Reduction	**0.00**	**0.00**	**0.00**	**0.00**	**58.63**	**0.00**	**56.02**	**59.80**	**0.00**	**55.39**	**0.00**	**0.00**	**0.00**	**0.00**	**0.00**	**0.00**

2.2 Overall Operational

Unmitigated Operational

	ROG	NOx	CO	SO2	Fugitive PM10	Exhaust PM10	PM10 Total	Fugitive PM2.5	Exhaust PM2.5	PM2.5 Total	Bio- CO2	NBio- CO2	Total CO2	CH4	N2O	CO2e
Category	lb/day										lb/day					
Area	1.0000e-005	0.0000	1.0000e-004	0.0000		0.0000	0.0000		0.0000	0.0000		2.2000e-004	2.2000e-004	0.0000		2.3000e-004
Energy	0.0000	0.0000	0.0000	0.0000		0.0000	0.0000		0.0000	0.0000		0.0000	0.0000	0.0000	0.0000	0.0000
Mobile	0.0000	0.0000	0.0000	0.0000	0.0000	0.0000	0.0000	0.0000	0.0000	0.0000		0.0000	0.0000	0.0000		0.0000
Total	**1.0000e-005**	**0.0000**	**1.0000e-004**	**0.0000**	**0.0000**	**0.0000**	**0.0000**	**0.0000**	**0.0000**	**0.0000**		**2.2000e-004**	**2.2000e-004**	**0.0000**	**0.0000**	**2.3000e-004**

Mitigated Operational

	ROG	NOx	CO	SO2	Fugitive PM10	Exhaust PM10	PM10 Total	Fugitive PM2.5	Exhaust PM2.5	PM2.5 Total	Bio- CO2	NBio- CO2	Total CO2	CH4	N2O	CO2e
Category	lb/day										lb/day					
Area	1.0000e-005	0.0000	1.0000e-004	0.0000		0.0000	0.0000		0.0000	0.0000		2.2000e-004	2.2000e-004	0.0000		2.3000e-004
Energy	0.0000	0.0000	0.0000	0.0000		0.0000	0.0000		0.0000	0.0000		0.0000	0.0000	0.0000	0.0000	0.0000
Mobile	0.0000	0.0000	0.0000	0.0000	0.0000	0.0000	0.0000	0.0000	0.0000	0.0000		0.0000	0.0000	0.0000		0.0000
Total	**1.0000e-005**	**0.0000**	**1.0000e-004**	**0.0000**	**0.0000**	**0.0000**	**0.0000**	**0.0000**	**0.0000**	**0.0000**		**2.2000e-004**	**2.2000e-004**	**0.0000**	**0.0000**	**2.3000e-004**

	ROG	NOx	CO	SO2	Fugitive PM10	Exhaust PM10	PM10 Total	Fugitive PM2.5	Exhaust PM2.5	PM2.5 Total	Bio- CO2	NBio-CO2	Total CO2	CH4	N20	CO2e
Percent Reduction	**0.00**	**0.00**	**0.00**	**0.00**	**0.00**	**0.00**	**0.00**	**0.00**	**0.00**	**0.00**	**0.00**	**0.00**	**0.00**	**0.00**	**0.00**	**0.00**

3.0 Construction Detail

Construction Phase

Phase Number	Phase Name	Phase Type	Start Date	End Date	Num Days Week	Num Days	Phase Description
1	Site Preparation	Site Preparation	10/15/2025	1/15/2026	6	80	
2	Planting	Trenching	10/1/2026	12/1/2026	6	53	

Acres of Grading (Site Preparation Phase): 0

Acres of Grading (Grading Phase): 0

Acres of Paving: 0

Residential Indoor: 0; Residential Outdoor: 0; Non-Residential Indoor: 0; Non-Residential Outdoor: 0; Striped Parking Area: 0

OffRoad Equipment

Phase Name	Offroad Equipment Type	Amount	Usage Hours	Horse Power	Load Factor

Site Preparation	Rubber Tired Dozers	1	8.00	247	0.40
Site Preparation	Tractors/Loaders/Backhoes	0	8.00	97	0.37
Planting	Rubber Tired Dozers	1	6.00	247	0.40

Trips and VMT

Phase Name	Offroad Equipment Count	Worker Trip Number	Vendor Trip Number	Hauling Trip Number	Worker Trip Length	Vendor Trip Length	Hauling Trip Length	Worker Vehicle Class	Vendor Vehicle Class	Hauling Vehicle Class
Site Preparation	1	10.00	10.00	0.00	19.80	10.00	20.00	LD_Mix	HDT_Mix	HHDT
Planting	1	10.00	20.00	0.00	19.80	10.00	20.00	LD_Mix	HDT_Mix	HHDT

3.1 Mitigation Measures Construction

Water Exposed Area

3.2 Site Preparation - 2025

Unmitigated Construction On-Site

	ROG	NOx	CO	SO2	Fugitive PM10	Exhaust PM10	PM10 Total	Fugitive PM2.5	Exhaust PM2.5	PM2.5 Total	Bio- CO2	NBio- CO2	Total CO2	CH4	N2O	CO2e
Category	lb/day										lb/day					
Fugitive Dust					6.0221	0.0000	6.0221	3.3102	0.0000	3.3102			0.0000			0.0000
Off-Road	0.6481	6.6312	2.9977	8.5400e-003		0.2901	0.2901		0.2669	0.2669		826.9601	826.9601	0.2675		833.6465
Total	**0.6481**	**6.6312**	**2.9977**	**8.5400e-003**	**6.0221**	**0.2901**	**6.3122**	**3.3102**	**0.2669**	**3.5772**		**826.9601**	**826.9601**	**0.2675**		**833.6465**

Unmitigated Construction Off-Site

	ROG	NOx	CO	SO2	Fugitive PM10	Exhaust PM10	PM10 Total	Fugitive PM2.5	Exhaust PM2.5	PM2.5 Total	Bio- CO2	NBio- CO2	Total CO2	CH4	N2O	CO2e

Category	lb/day											lb/day				
Hauling	0.0000	0.0000	0.0000	0.0000	0.0000	0.0000	0.0000	0.0000	0.0000	0.0000		0.0000	0.0000	0.0000		0.0000
Vendor	0.0252	0.7830	0.2516	3.3000e-003	0.0927	1.1000e-003	0.0938	0.0267	1.0500e-003	0.0277		353.5331	353.5331	0.0168		353.9534
Worker	0.0430	0.0265	0.3906	1.3200e-003	0.1505	1.0800e-003	0.1516	0.0399	1.0000e-003	0.0409		132.1221	132.1221	3.0400e-003		132.1981
Total	**0.0682**	**0.8095**	**0.6422**	**4.6200e-003**	**0.2432**	**2.1800e-003**	**0.2454**	**0.0666**	**2.0500e-003**	**0.0686**		**485.6553**	**485.6553**	**0.0199**		**486.1516**

Mitigated Construction On-Site

	ROG	NOx	CO	SO2	Fugitive PM10	Exhaust PM10	PM10 Total	Fugitive PM2.5	Exhaust PM2.5	PM2.5 Total	Bio- CO2	NBio- CO2	Total CO2	CH4	N2O	CO2e
Category	lb/day										lb/day					
Fugitive Dust					2.3486	0.0000	2.3486	1.2910	0.0000	1.2910			0.0000			0.0000
Off-Road	0.6481	6.6312	2.9977	8.5400e-003		0.2901	0.2901		0.2669	0.2669	0.0000	826.9601	826.9601	0.2675		833.6465
Total	**0.6481**	**6.6312**	**2.9977**	**8.5400e-003**	**2.3486**	**0.2901**	**2.6388**	**1.2910**	**0.2669**	**1.5579**	**0.0000**	**826.9601**	**826.9601**	**0.2675**		**833.6465**

Mitigated Construction Off-Site

	ROG	NOx	CO	SO2	Fugitive PM10	Exhaust PM10	PM10 Total	Fugitive PM2.5	Exhaust PM2.5	PM2.5 Total	Bio- CO2	NBio- CO2	Total CO2	CH4	N2O	CO2e
Category	lb/day										lb/day					
Hauling	0.0000	0.0000	0.0000	0.0000	0.0000	0.0000	0.0000	0.0000	0.0000	0.0000		0.0000	0.0000	0.0000		0.0000
Vendor	0.0252	0.7830	0.2516	3.3000e-003	0.0927	1.1000e-003	0.0938	0.0267	1.0500e-003	0.0277		353.5331	353.5331	0.0168		353.9534
Worker	0.0430	0.0265	0.3906	1.3200e-003	0.1505	1.0800e-003	0.1516	0.0399	1.0000e-003	0.0409		132.1221	132.1221	3.0400e-003		132.1981

Total	**0.0682**	**0.8095**	**0.6422**	**4.6200e-003**	**0.2432**	**2.1800e-003**	**0.2454**	**0.0666**	**2.0500e-003**	**0.0686**		**485.6553**	**485.6553**	**0.0199**		**486.1516**

3.2 Site Preparation - 2026

Unmitigated Construction On-Site

	ROG	NOx	CO	SO2	Fugitive PM10	Exhaust PM10	PM10 Total	Fugitive PM2.5	Exhaust PM2.5	PM2.5 Total	Bio- CO2	NBio- CO2	Total CO2	CH4	N2O	CO2e
Category	lb/day										lb/day					
Fugitive Dust					6.0221	0.0000	6.0221	3.3102	0.0000	3.3102			0.0000			0.0000
Off-Road	0.6481	6.6312	2.9977	8.5400e-003		0.2901	0.2901		0.2669	0.2669		826.9601	826.9601	0.2675		833.6465
Total	**0.6481**	**6.6312**	**2.9977**	**8.5400e-003**	**6.0221**	**0.2901**	**6.3122**	**3.3102**	**0.2669**	**3.5772**		**826.9601**	**826.9601**	**0.2675**		**833.6465**

Unmitigated Construction Off-Site

	ROG	NOx	CO	SO2	Fugitive PM10	Exhaust PM10	PM10 Total	Fugitive PM2.5	Exhaust PM2.5	PM2.5 Total	Bio- CO2	NBio- CO2	Total CO2	CH4	N2O	CO2e
Category	lb/day										lb/day					
Hauling	0.0000	0.0000	0.0000	0.0000	0.0000	0.0000	0.0000	0.0000	0.0000	0.0000		0.0000	0.0000	0.0000		0.0000
Vendor	0.0247	0.7748	0.2472	3.2800e-003	0.0927	1.0800e-003	0.0938	0.0267	1.0300e-003	0.0277		351.7803	351.7803	0.0166		352.1960
Worker	0.0411	0.0244	0.3653	1.2800e-003	0.1505	1.0500e-003	0.1516	0.0399	9.6000e-004	0.0409		127.5316	127.5316	2.7900e-003		127.6013
Total	**0.0658**	**0.7992**	**0.6125**	**4.5600e-003**	**0.2432**	**2.1300e-003**	**0.2453**	**0.0666**	**1.9900e-003**	**0.0686**		**479.3119**	**479.3119**	**0.0194**		**479.7973**

Mitigated Construction On-Site

	ROG	NOx	CO	SO2	Fugitive PM10	Exhaust PM10	PM10 Total	Fugitive PM2.5	Exhaust PM2.5	PM2.5 Total	Bio- CO2	NBio- CO2	Total CO2	CH4	N2O	CO2e
Category	lb/day										lb/day					
Fugitive Dust					2.3486	0.0000	2.3486	1.2910	0.0000	1.2910			0.0000			0.0000
Off-Road	0.6481	6.6312	2.9977	8.5400e-003		0.2901	0.2901		0.2669	0.2669	0.0000	826.9601	826.9601	0.2675		833.6465
Total	**0.6481**	**6.6312**	**2.9977**	**8.5400e-003**	**2.3486**	**0.2901**	**2.6388**	**1.2910**	**0.2669**	**1.5579**	**0.0000**	**826.9601**	**826.9601**	**0.2675**		**833.6465**

Mitigated Construction Off-Site

	ROG	NOx	CO	SO2	Fugitive PM10	Exhaust PM10	PM10 Total	Fugitive PM2.5	Exhaust PM2.5	PM2.5 Total	Bio- CO2	NBio- CO2	Total CO2	CH4	N2O	CO2e
Category	lb/day										lb/day					
Hauling	0.0000	0.0000	0.0000	0.0000	0.0000	0.0000	0.0000	0.0000	0.0000	0.0000		0.0000	0.0000	0.0000		0.0000
Vendor	0.0247	0.7748	0.2472	3.2800e-003	0.0927	1.0800e-003	0.0938	0.0267	1.0300e-003	0.0277		351.7803	351.7803	0.0166		352.1960
Worker	0.0411	0.0244	0.3653	1.2800e-003	0.1505	1.0500e-003	0.1516	0.0399	9.6000e-004	0.0409		127.5316	127.5316	2.7900e-003		127.6013
Total	**0.0658**	**0.7992**	**0.6125**	**4.5600e-003**	**0.2432**	**2.1300e-003**	**0.2453**	**0.0666**	**1.9900e-003**	**0.0686**		**479.3119**	**479.3119**	**0.0194**		**479.7973**

3.3 Planting - 2026

Unmitigated Construction On-Site

	ROG	NOx	CO	SO2	Fugitive PM10	Exhaust PM10	PM10 Total	Fugitive PM2.5	Exhaust PM2.5	PM2.5 Total	Bio- CO2	NBio- CO2	Total CO2	CH4	N2O	CO2e
Category	lb/day										lb/day					

Off-Road	0.4861	4.9734	2.2483	6.4000e-003		0.2176	0.2176		0.2002	0.2002		620.2201	620.2201	0.2006		625.2349
Total	**0.4861**	**4.9734**	**2.2483**	**6.4000e-003**		**0.2176**	**0.2176**		**0.2002**	**0.2002**		**620.2201**	**620.2201**	**0.2006**		**625.2349**

Unmitigated Construction Off-Site

	ROG	NOx	CO	SO2	Fugitive PM10	Exhaust PM10	PM10 Total	Fugitive PM2.5	Exhaust PM2.5	PM2.5 Total	Bio- CO2	NBio- CO2	Total CO2	CH4	N2O	CO2e
Category	lb/day										lb/day					
Hauling	0.0000	0.0000	0.0000	0.0000	0.0000	0.0000	0.0000	0.0000	0.0000	0.0000		0.0000	0.0000	0.0000		0.0000
Vendor	0.0494	1.5495	0.4943	6.5600e-003	0.1854	2.1600e-003	0.1875	0.0533	2.0600e-003	0.0554		703.5605	703.5605	0.0333		704.3919
Worker	0.0411	0.0244	0.3653	1.2800e-003	0.1505	1.0500e-003	0.1516	0.0399	9.6000e-004	0.0409		127.5316	127.5316	2.7900e-003		127.6013
Total	**0.0905**	**1.5740**	**0.8596**	**7.8400e-003**	**0.3359**	**3.2100e-003**	**0.3391**	**0.0933**	**3.0200e-003**	**0.0963**		**831.0921**	**831.0921**	**0.0361**		**831.9932**

Mitigated Construction On-Site

	ROG	NOx	CO	SO2	Fugitive PM10	Exhaust PM10	PM10 Total	Fugitive PM2.5	Exhaust PM2.5	PM2.5 Total	Bio- CO2	NBio- CO2	Total CO2	CH4	N2O	CO2e
Category	lb/day										lb/day					
Off-Road	0.4861	4.9734	2.2483	6.4000e-003		0.2176	0.2176		0.2002	0.2002	0.0000	620.2201	620.2201	0.2006		625.2349
Total	**0.4861**	**4.9734**	**2.2483**	**6.4000e-003**		**0.2176**	**0.2176**		**0.2002**	**0.2002**	**0.0000**	**620.2201**	**620.2201**	**0.2006**		**625.2349**

Mitigated Construction Off-Site

	ROG	NOx	CO	SO2	Fugitive PM10	Exhaust PM10	PM10 Total	Fugitive PM2.5	Exhaust PM2.5	PM2.5 Total	Bio- CO2	NBio- CO2	Total CO2	CH4	N2O	CO2e
Category	lb/day										lb/day					
Hauling	0.0000	0.0000	0.0000	0.0000	0.0000	0.0000	0.0000	0.0000	0.0000	0.0000		0.0000	0.0000	0.0000		0.0000
Vendor	0.0494	1.5495	0.4943	6.5600e-003	0.1854	2.1600e-003	0.1875	0.0533	2.0600e-003	0.0554		703.5605	703.5605	0.0333		704.3919
Worker	0.0411	0.0244	0.3653	1.2800e-003	0.1505	1.0500e-003	0.1516	0.0399	9.6000e-004	0.0409		127.5316	127.5316	2.7900e-003		127.6013
Total	**0.0905**	**1.5740**	**0.8596**	**7.8400e-003**	**0.3359**	**3.2100e-003**	**0.3391**	**0.0933**	**3.0200e-003**	**0.0963**		**831.0921**	**831.0921**	**0.0361**		**831.9932**

4.0 Operational Detail - Mobile

4.1 Mitigation Measures Mobile

	ROG	NOx	CO	SO2	Fugitive PM10	Exhaust PM10	PM10 Total	Fugitive PM2.5	Exhaust PM2.5	PM2.5 Total	Bio- CO2	NBio- CO2	Total CO2	CH4	N2O	CO2e
Category	lb/day										lb/day					
Mitigated	0.0000	0.0000	0.0000	0.0000	0.0000	0.0000	0.0000	0.0000	0.0000	0.0000		0.0000	0.0000	0.0000		0.0000
Unmitigated	0.0000	0.0000	0.0000	0.0000	0.0000	0.0000	0.0000	0.0000	0.0000	0.0000		0.0000	0.0000	0.0000		0.0000

4.2 Trip Summary Information

	Average Daily Trip Rate			Unmitigated	Mitigated
Land Use	Weekday	Saturday	Sunday	Annual VMT	Annual VMT
User Defined Industrial	0.00	0.00	0.00		
Total	0.00	0.00	0.00		

4.3 Trip Type Information

	Miles			Trip %			Trip Purpose %		
Land Use	H-W or C-W	H-S or C-C	H-O or C-NW	H-W or C-W	H-S or C-C	H-O or C-NW	Primary	Diverted	Pass-by
User Defined Industrial	18.50	10.10	7.90	0.00	0.00	0.00	0	0	0

4.4 Fleet Mix

Land Use	LDA	LDT1	LDT2	MDV	LHD1	LHD2	MHD	HHD	OBUS	UBUS	MCY	SBUS	MH
User Defined Industrial	0.544210	0.044379	0.208611	0.117175	0.014456	0.006301	0.020907	0.032661	0.002589	0.001903	0.005267	0.000705	0.000834

5.0 Energy Detail

Historical Energy Use: N

5.1 Mitigation Measures Energy

	ROG	NOx	CO	SO2	Fugitive PM10	Exhaust PM10	PM10 Total	Fugitive PM2.5	Exhaust PM2.5	PM2.5 Total	Bio- CO2	NBio- CO2	Total CO2	CH4	N2O	CO2e
Category	lb/day										lb/day					
NaturalGas Mitigated	0.0000	0.0000	0.0000	0.0000		0.0000	0.0000		0.0000	0.0000		0.0000	0.0000	0.0000	0.0000	0.0000
NaturalGas Unmitigated	0.0000	0.0000	0.0000	0.0000		0.0000	0.0000		0.0000	0.0000		0.0000	0.0000	0.0000	0.0000	0.0000

5.2 Energy by Land Use - NaturalGas

Unmitigated

	NaturalGas Use	ROG	NOx	CO	SO2	Fugitive PM10	Exhaust PM10	PM10 Total	Fugitive PM2.5	Exhaust PM2.5	PM2.5 Total	Bio- CO2	NBio- CO2	Total CO2	CH4	N2O	CO2e
Land Use	kBTU/yr	lb/day										lb/day					
User Defined Industrial	0	0.0000	0.0000	0.0000	0.0000		0.0000	0.0000		0.0000	0.0000		0.0000	0.0000	0.0000	0.0000	0.0000
Total		**0.0000**	**0.0000**	**0.0000**	**0.0000**		**0.0000**	**0.0000**		**0.0000**	**0.0000**		**0.0000**	**0.0000**	**0.0000**	**0.0000**	**0.0000**

Mitigated

	NaturalGas Use	ROG	NOx	CO	SO2	Fugitive PM10	Exhaust PM10	PM10 Total	Fugitive PM2.5	Exhaust PM2.5	PM2.5 Total	Bio- CO2	NBio- CO2	Total CO2	CH4	N2O	CO2e
Land Use	kBTU/yr	lb/day										lb/day					
User Defined Industrial	0	0.0000	0.0000	0.0000	0.0000		0.0000	0.0000		0.0000	0.0000		0.0000	0.0000	0.0000	0.0000	0.0000
Total		**0.0000**	**0.0000**	**0.0000**	**0.0000**		**0.0000**	**0.0000**		**0.0000**	**0.0000**		**0.0000**	**0.0000**	**0.0000**	**0.0000**	**0.0000**

6.0 Area Detail

6.1 Mitigation Measures Area

	ROG	NOx	CO	SO2	Fugitive PM10	Exhaust PM10	PM10 Total	Fugitive PM2.5	Exhaust PM2.5	PM2.5 Total	Bio- CO2	NBio- CO2	Total CO2	CH4	N2O	CO2e
Category	lb/day										lb/day					
Mitigated	1.0000e-005	0.0000	1.0000e-004	0.0000		0.0000	0.0000		0.0000	0.0000		2.2000e-004	2.2000e-004	0.0000		2.3000e-004
Unmitigated	1.0000e-005	0.0000	1.0000e-004	0.0000		0.0000	0.0000		0.0000	0.0000		2.2000e-004	2.2000e-004	0.0000		2.3000e-004

6.2 Area by SubCategory

Unmitigated

	ROG	NOx	CO	SO2	Fugitive PM10	Exhaust PM10	PM10 Total	Fugitive PM2.5	Exhaust PM2.5	PM2.5 Total	Bio- CO2	NBio- CO2	Total CO2	CH4	N2O	CO2e
SubCategory	lb/day										lb/day					
Architectural Coating	0.0000					0.0000	0.0000		0.0000	0.0000			0.0000			0.0000
Consumer Products	0.0000					0.0000	0.0000		0.0000	0.0000			0.0000			0.0000
Landscaping	1.0000e-005	0.0000	1.0000e-004	0.0000		0.0000	0.0000		0.0000	0.0000		2.2000e-004	2.2000e-004	0.0000		2.3000e-004
Total	**1.0000e-005**	**0.0000**	**1.0000e-004**	**0.0000**		**0.0000**	**0.0000**		**0.0000**	**0.0000**		**2.2000e-004**	**2.2000e-004**	**0.0000**		**2.3000e-004**

Mitigated

	ROG	NOx	CO	SO2	Fugitive PM10	Exhaust PM10	PM10 Total	Fugitive PM2.5	Exhaust PM2.5	PM2.5 Total	Bio- CO2	NBio- CO2	Total CO2	CH4	N2O	CO2e
SubCategory	lb/day										lb/day					
Architectural Coating	0.0000					0.0000	0.0000		0.0000	0.0000			0.0000			0.0000
Consumer Products	0.0000					0.0000	0.0000		0.0000	0.0000			0.0000			0.0000

Landscaping	1.0000e-005	0.0000	1.0000e-004	0.0000		0.0000	0.0000		0.0000	0.0000		2.2000e-004	2.2000e-004	0.0000		2.3000e-004
Total	**1.0000e-005**	**0.0000**	**1.0000e-004**	**0.0000**		**0.0000**	**0.0000**		**0.0000**	**0.0000**		**2.2000e-004**	**2.2000e-004**	**0.0000**		**2.3000e-004**

7.0 Water Detail

7.1 Mitigation Measures Water

8.0 Waste Detail

8.1 Mitigation Measures Waste

9.0 Operational Offroad

Equipment Type	Number	Hours/Day	Days/Year	Horse Power	Load Factor	Fuel Type

10.0 Stationary Equipment

Fire Pumps and Emergency Generators

Equipment Type	Number	Hours/Day	Hours/Year	Horse Power	Load Factor	Fuel Type

Boilers

Equipment Type	Number	Heat Input/Day	Heat Input/Year	Boiler Rating	Fuel Type

User Defined Equipment

Equipment Type	Number

11.0 Vegetation

Summary of Emissions

USING 20 DOUBLE-BOTTOM BELLY DUMP TRUCKS (ON-ROAD TRUCKS)

UNMITIGATED Edited in 2019

Source	VOC (lbs/day)	NOx (lbs/day)	CO (lbs/day)	PM10 (lbs/day)	PM2.5 (lbs/day)
Off-road equipment (exhaust)	25	233	162	30	16
Aggregate processing PM				2	2
Material transfer (batch drops) PM				1	0
On-road truck (exhaust)	2	36	8	0	0
On-road PM				425	44
Storage piles PM				2	2
Total	27	269	170	461	65
SCAQMD significance thresholds	*75*	*100*	*550*	*150*	*55*
Exceeds Threshold?					

Summary of Emissions

USING 20 DOUBLE-BOTTOM BELLY DUMP TRUCKS (ON-ROAD TRUCKS)

MITIGATED Edited in 2019

Source	VOC (lbs/day)	NOx (lbs/day)	CO (lbs/day)	PM10 (lbs/day)	PM2.5 (lbs/day)
Off-road equipment (exhaust)	5	13	123	30	16
Aggregate processing PM				0.2	0
Material transfer (batch drops) PM				1	0
On-road truck (exhaust)	2	36	8	0	0
On-road PM				114	13
Storage piles PM				2	2
Total	7	49	131	148	32
SCAQMD significance thresholds	*75*	*100*	*550*	*150*	*55*
Exceeds Threshold?					

notes: PM10/2.5 for Unmitigated Scenarios taken from Mitigated run since Rule 403 isn't mitigation

SUMMARY OF EMISSIONS USING OFF-ROAD TRUCKS (CAT 745C)

UNMITIGATED

Source	VOC (lbs/day)	NOx (lbs/day)	CO (lbs/day)	PM10 (lbs/day)	PM2.5 (lbs/day)
Off-road equipment (exhaust)	30	278	190	31	17
Aggregate processing PM	0	0	0	2	2
Material transfer (batch drops) PM	0	0	0	1	0
Off-road PM				388	41
Storage piles PM	0	0	0	2	2
Total	30	278	190	424	62
SCAQMD significance thresholds	*75*	*100*	*550*	*150*	*55*
Exceeds Threshold?					

SUMMARY OF EMISSIONS USING OFF-ROAD TRUCKS (CAT 745C)

MITIGATED

Source	VOC (lbs/day)	NOx (lbs/day)	CO (lbs/day)	PM10 (lbs/day)	PM2.5 (lbs/day)
Off-road equipment (exhaust)	6	19	170	31	17
Aggregate processing PM				0.19	0.19
Material transfer (batch drops) PM				1.09	0.16
Off-road PM				109	13
Storage piles PM				2	2
Total	6	19	170	143	32
SCAQMD significance thresholds	*75*	*100*	*550*	*150*	*55*
Exceeds Threshold?					

GHG EMISSIONS

Onroad truck emissions 541 MT/year

Big Tujunga Reservoir Sediment Removal

Fugitive PM10 from Hauling - Existing Roads

Paved road

EF=k(sl)^0.91(W)^1.02

Formula for emission factor (EF)

from USEPA AP-42 13.2.1 Paved Roads

k = particle size multiplier for particle size and units

sL=road surface silt loading (g/m^2) - CalEEMod default

W=average vehicle weight (tons)

For PM10 and lb/VMT, k=0.0022 from AP-42 Table 13.2.1-1

Unpaved road

EF=k(s/12)^ a(W/3)^b

Formula for emission factor (EF)

from USEPA AP-42, 13.2.2.2 Unpaved Roads, for industrial roads

k, a, and b are empirical constants

s=road surface material silt content (%)

W= mean vehicle weight (tons)

For PM10, k=1.5, a=0.9, b=0.45 - from AP-42, Table 13.2.2-2

Haul truck weight assumed to be 30 tons

Reservoir to-from SPS						**Emission Factors**							
400	trips daily	EF	k-PM10 #	sL	w				EF	k	s	W	
2.3	miles res to SPS	0.008691	0.0022	0.1	30					1.5	3.9	30	
1.8	paved								1.537398				
0.5	unpaved		Haul truck weight assumed to be			30	tons						
720	VMT/day/paved												
200	VMT/day/unpaved					**Unmitigated Emissions**							
			Paved road				Unpaved road			Total			
			Emissions = EF*VMT										
			6.3	lbs/day			307.5	lbs/day		313.7	lbs/day		

Silt Content updated based on EPA AP42 value

https://www3.epa.gov/ttnchie1/ap42/ch13/related/c13s02-2.html

Reservoir from SPS						**Emission Factors**							
400	trips daily	EF	k-PM10 #	sL	w				EF	k	s	W	
2.8	miles SPS to res	0.003413	0.0022	0.1	12				1.017919	1.5	3.9	12	
1.3	paved												
1.5	unpaved		Haul truck weight assumed to be			12	tons						
520	VMT/day/paved												
600	VMT/day/unpaved					**Unmitigated Emissions**							
			Paved road				Unpaved road			Total			
			Emissions = EF*VMT										
			1.8	lbs/day			610.8	lbs/day		612.5	lbs/day		
Crusher to-from Stockpile													
6	RT daily												
1.0	miles crsh to pile												
0.7	paved												
0.3	unpaved												
1.3	miles pile to crush												
0.7	paved												
0.6	unpaved												
1.4	total paved					**Unmitigated Emissions**							
0.9	total unpaved		Paved road				Unpaved road			Total			
8.4	VMT/day/paved		0.1	lbs/day			8.3	lbs/day		8.4	lbs/day		
5.4	VMT/day/unpaved												
Total Emissions													
	Unmitigated		**8.1**	**lbs/day**			**926.5**	**lbs/day**		**934.6**	**lbs/day**		
	Mitigation												
AFTER	RULE 403	Watering	55	percent reduction			509.6	reduction					
AFTER	**RULE 403**	**Mitigated**	**8.1**	**lbs/day**			**416.9**	**lbs/day**		**425.0**	**lbs/day**		
Conveyor Belt Option													
			0.1				8.3						
		Watering	55	percent reduction			4.6	reduction					
			0.1	**lbs/day**			**3.7**	**lbs/day**		**3.8**	**lbs/day**		

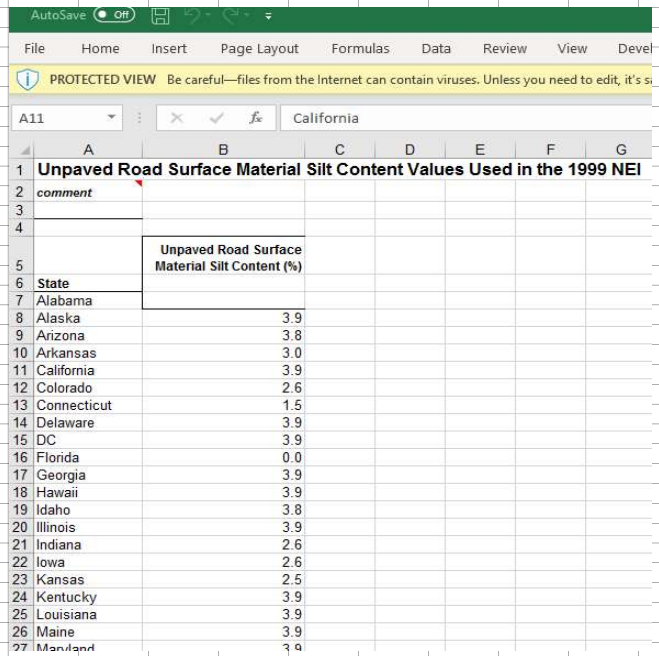

AutoSave Off

File Home Insert Page Layout Formulas Data Review View Devel

PROTECTED VIEW Be careful—files from the Internet can contain viruses. Unless you need to edit, it's s

A11 California

Unpaved Road Surface Material Silt Content Values Used in the 1999 NEI

comment

State	Unpaved Road Surface Material Silt Content (%)
Alabama	
Alaska	3.9
Arizona	3.8
Arkansas	3.0
California	3.9
Colorado	2.6
Connecticut	1.5
Delaware	3.9
DC	3.9
Florida	0.0
Georgia	3.9
Hawaii	3.9
Idaho	3.8
Illinois	3.9
Indiana	2.6
Iowa	2.6
Kansas	2.5
Kentucky	3.9
Louisiana	3.9
Maine	3.9
Maryland	3.9

Big Tujunga Reservoir Sediment Removal

Unmitigated On-road Hauling EMFAC emissions - default fleet

EMFAC 2017

COMPOSITE OF ALL THE TRUCKS THAT ARE ESTIMATED TO OCCUR IN THE YEAR 2020. It doesn't mean all the trucks are engine year 2020, it's a combo of older and newer trucks

On-road
2020 Estimated Seasonal Emission Rates
EMFAC 2007 Vehicle Categories
Summer Season
Los Angeles COUNTY
South Coast AIR BASIN

=EMFAC20	CO_RUNEX	NOx_RUNE	SOx_RUNE	PM10_RUN	PM2_5_RU	CO2_RUNEX
	0.593312	5.701103	0.019454	0.009898	0.00947	2059.196

		Area	CalYr	Season	Veh	Fuel	MdlYr	Speed	Pop	VMT	Trips	ROG_RUNEX	NOx_RUNEX	CO_RUNEX	PM10_RUNEX	PM2_5_RUNEX	CO2_RUNEX	SOx_RUNEX
res-SPS								(Miles/hr)	(Vehicles)	(Miles/day	(Trips/day)	(gms/mile)	(gms/mile)	(gms/mile)	(gms/mile)	(gms/mile)	(gms/mile)	(gms/mile)
400	RT daily	Los Angele	2020	Annual	T7	DSL	2010+	20	0	344256.2	0	0.341815618	7.578341779	1.237746217	0.075810489	0.072530961	2121.066433	0.020038784
5	miles/RT																	
2000	**VMT/day**						**emissions**	**pounds/day**			**Running**	**1.5**	**33.4**	**5.5**	**0.3**	**0.3**	9343.9	**0.1**
3	min idle at res																	
3	min idle at SPS																	
6	min idle/RT											2.39	31.38	32.75	0.02	0.02	6029.45	0.02
2400	min idle/day																	
40.0	**hrs idle/day**						**emissions**	**pounds/day**			**Idling**	**0.2**	**2.8**	**2.9**	**0.00**	**0.00**	531.23	**0.0**
crusher-stockpile																		
6	RT daily																	
2.3	miles/RT																	
13.8	**VMT/day**						**emissions**	**pounds/day**			**Running**	**0.0**	**0.2**	**0.0**	**0.00**	**0.00**	64.47	**0.0**
3	min idle at crush																	
3	min idle at Stock																	
6	min idle/RT																	
36	min idle/day																	
0.6	**hrs idle/day**						**emissions**	**pounds/day**			**Idling**	**0.0**	**0.0**	**0.0**	**0.00**	**0.00**	7.97	**0.0**
								TOTAL				**1.7**	**36.4**	**8.4**	**0.3**	**0.3**	9947.6	**0.1**
												1.7	36.4	8.4	0.3	0.3	9947.6	lbs/day
												120	120	120	120	120	120	days
												0	**2**	**1**	**0**	**0**	541	**MT/year**
conveyor belt total																		**0.0**
												0	2	1	0	0	541	**MT/year**

Big Tujunga Reservoir Sediment Removal

Aggregate Processing and Storage Piles

Aggregate Processing - Crushing and Screening

Emissions

E = EF x TP

E = emissions, pounds/day

EF= emission factor for each process - pounds/ton

TP = throughput - tons/day

Emission factors from USEPA AP-42 - 11.9.2 Crushed Stone Processing and Pulverized Mineral Processing

Table 11.19.2-2 for PM10

Tertiary crushing-controlled	0.00054	lb/ton	0.0024	unc	Per AP-42 Factors not available for PM2.5
Screening-controlled	0.00074	lb/ton	0.0087		conservatively use PM10 factors

TP

CY/day	108	per DPW
tons/CY	1.35	
tons/day	145.8	

Emissions	controlled		uncontrolled	
crushing	0.08	lbs/day	0.35	lbs/day
screening	0.11	lbs/day	1.27	lbs/day
Total	**0.19**	lbs/day	**1.62**	lbs/day

Storage Piles

E=EF x A x (1-C)

E = emissions, pounds/day

EF= emission factor - pounds/acre/day

A = area of storage pile - acres

C = control factor - percent/100

Emission factors from USEPA AP-42

Inactive piles	1.7	lb/acre/day	Per AP-42 Factors not available for PM2.5
Active piles	6.3	lb/acre/day	conservatively use PM10 factors

Areas - assumed for this calculation

Inactive piles	2	acres
Active piles	0.25	acres

Control factor with watering or chemical suppression - suggested by SMAQMD

Inactive piles	0.8		0.5
Active piles	0.8		0.5

Emissions

Inactive piles	0.68	lb/day	1.7
Active piles	0.32	lb/day	0.79
Daily Total	**0.995**		**2.49**
Annual Total	**0.06**		

Big Tujunga Reservoir Sediment Removal										
	Truck Loading - Batch Drop - PM10									
Emissions										
E = EF x TP										
	E = emissions, pounds/day									
	EF=k x (0.0032) x ((U/5)^1.3)/((M/2)^1.4)				pounds/ton		From CalEEMod Appx A (and USEPA AP-42)			
		k = particle size constant								
		U = Wind speed- miles per hour								
		M = Moisture content - percent								
			k for PM10	0.35						
			U=	2.2	m/s	per CalEEMod for climate zone				
			convert to	4.9214	mph					
			M=	16	%	per DPW				
	TP = throughput - tons									
		for CY=	7200	cy/day		per Project plan				
			1.264	tons/CY		per CalEEMod				
		TP=	9102	tons/day						
	EF	5.9696E-05	pounds PM10/ton TP							
	TP	9102	tons TP/day							
	E	0.54	pounds PM10/day		per batch operation (truck load or unload)					
	Project will have		2	batch drops per trip; therefore						
	Batch drop emissions =			**1.09**	pounds per day					
				0.07	tons/year					

Big Tujunga Reservoir Sediment Removal										
	Truck Loading - Batch Drop - PM2.5									
Emissions										
E = EF x TP										
	E = emissions, pounds/day									
	EF=k x (0.0032) x ((U/5)^1.3)/((M/2)^1.4)				pounds/ton		From CalEEMod Appx A (from USEPA AP-42)			
		k = particle size constant								
		U = Wind speed- miles per hour								
		M = Moisture content - percent								
			k for PM2.5	0.053						
			U=	2.2	m/s	per CalEEMod for climate zone				
			convert to	4.9214	mph					
			M=	16	%	per DPW				
	TP = throughput - tons									
		for CY=	7200	cy/day		per Project plan				
			1.264	tons/CY		per CalEEMod				
		TP=	9102	tons/day						
	EF	9.0397E-06	pounds/ton	PM2.5						
	TP	9102	tons/day							
	E	0.08	pounds/day	per batch operation (truck load or unload)						
	Project will have		2	batch drops per trip; therefore						
	Batch drop emissions =			**0.16**	pounds per day					
				0.01	tons/year					

Big Tujunga Reservoir Sediment Removal

Fugitive PM10 from Hauling - Paved Roads - water to 75% reduction

Paved road

EF=k(sl)^0.91(W)^1.02

Formula for emission factor (EF)

from USEPA AP-42 13.2.1 Paved Roads

k = particle size multiplier for particle size and units

sL=road surface silt loading (g/m^2) - CalEEMod default

W=average vehicle weight (tons)

For PM10 and lb/VMT, k=0.0022 from AP-42 Table 13.2.1-1

Unpaved road

EF=k(s/12)^ a(W/3)^b

Formula for emission factor (EF)

from USEPA AP-42, 13.2.2.2 Unpaved Roads, for industrial roads

k, a, and b are empirical constants

s=road surface material silt content (%)

W= mean vehicle weight (tons)

For PM10, k=1.5, a=0.9, b=0.45 - from AP-42, Table 13.2.2-2

Haul truck weight assumed to be 30 tons

Reservoir to-from SPS

400	trips daily	EF	k-PM10 #	sL	w				EF	k	s	W		
2.2	miles res to SPS	0.008691	0.0022	0.1	30				1.537398	1.5	3.9	30		
1.8	paved													
0.40	unpaved		Haul truck weight assumed to be			30	tons							
720	VMT/day/paved													
160	VMT/day/unpaved					**Unmitigated Emissions**							Double bottom dump trucks	CAT745c
			Paved road				Unpaved road			Total			Capacity (cy)	18	32.7
			Emissions = EF*VMT										Trips	400	220
			6.3	#/day			246.0	#/day		252.2	#/day		CY of oil moved/day	7200	7200

Reservoir from SPS

400	trips daily	EF	k-PM10 #	sL	w				EF	k	s	W		
2.8	miles SPS to res	0.003413	0.0022	0.1	12				1.017919	1.5	3.9	12		
2.4	paved													
0.40	unpaved		Haul truck weight assumed to be			12	tons							
960	VMT/day/paved													
160	VMT/day/unpaved					**Unmitigated Emissions**								
			Paved road				Unpaved road			Total				
			Emissions = EF*VMT											
			3.3	lbs/day			162.9	lbs/day		166.1	lbs/day			

Crusher to-from Stockpile

6	roundtrips daily													
1.40	miles crush to stockpile													
1	paved													
0.40	unpaved													
1.30	miles stockpile to crush													
0.9	paved													
0.40	unpaved													
1.9	total paved					**Unmitigated Emissions**								
0.8	total unpaved		Paved road				Unpaved road			Total				
11.4	VMT/day/paved		0.1	lbs/day			7.4	lbs/day		7.5	lbs/day			
4.8	VMT/day/unpaved													

Total Emissions

		Unmitigated		**9.6**	**lbs/day**			**416.2**	**lbs/day**		**425.9**	**lbs/day**							
		Mitigation																	
		Watering	75	percent reduction				312.2	reduction										
		Mitigated		**9.6**	**lbs/day**			**104.1**	**lbs/day**		**113.7**	**lbs/day**	**of Fugitive Dust (PM10) per day**						
											33.1	lbs/day of other emissions							
											146.8	lbs/day TOTAL PM EMISSIONS							
											150	PM10 threshold							

Silt Content updated based on EPA AP42 value

https://www3.epa.gov/ttnchie1/ap42/ch13/related/c13s02-2.html

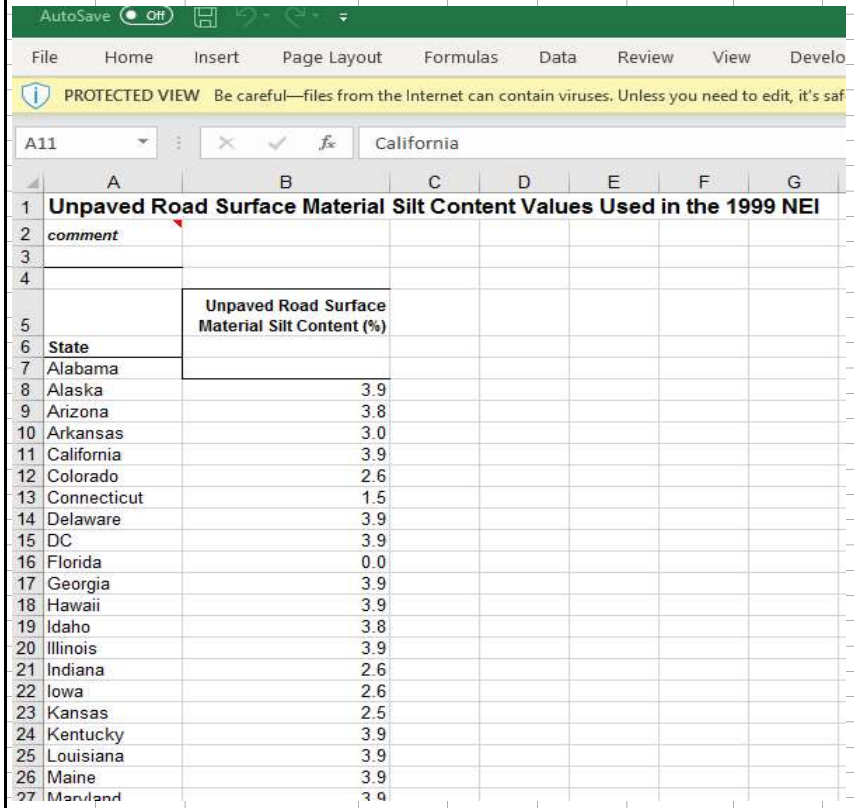

AutoSave Off

File Home Insert Page Layout Formulas Data Review View Develo

PROTECTED VIEW Be careful—files from the Internet can contain viruses. Unless you need to edit, it's saf

A11 California

Unpaved Road Surface Material Silt Content Values Used in the 1999 NEI

	A	B
2	*comment*	
5		**Unpaved Road Surface Material Silt Content (%)**
6	**State**	
7	Alabama	
8	Alaska	3.9
9	Arizona	3.8
10	Arkansas	3.0
11	California	3.9
12	Colorado	2.6
13	Connecticut	1.5
14	Delaware	3.9
15	DC	3.9
16	Florida	0.0
17	Georgia	3.9
18	Hawaii	3.9
19	Idaho	3.8
20	Illinois	3.9
21	Indiana	2.6
22	Iowa	2.6
23	Kansas	2.5
24	Kentucky	3.9
25	Louisiana	3.9
26	Maine	3.9
27	Maryland	3.9

Big Tujunga Reservoir Sediment Removal

Fugitive PM2.5 from Hauling - Paved Roads - water to 75% reduction

Paved road

EF=k(sl)^0.91(W)^1.02

Formula for emission factor (EF)

from USEPA AP-42 13.2.1 Paved Roads

k = particle size multiplier for particle size and units

sL=road surface silt loading (g/m^2) - CalEEMod default

W=average vehicle weight (tons)

For PM2.5 and lb/VMT, k=0.00054 from AP-42 Table 13.2.1-1

Unpaved road

EF=k(s/12)^ a(W/3)^b

Formula for emission factor (EF)

from USEPA AP-42, 13.2.2.2 Unpaved Roads, for industrial roads

k, a, and b are empirical constants

s=road surface material silt content (%)

W= mean vehicle weight (tons)

For PM2.5, k=.15, a=0.9, b=0.45 - from AP-42, Table 13.2.2-2

Haul truck weight assumed to be 30 tons

Reservoir to-from SPS

		EF	k-PM10 #	sL	w
400	trips daily				
2.2	miles res to SPS	0.002133	0.00054	0.1	30
1.8	paved				
0.40	unpaved				
720	VMT/day/paved				
160	VMT/day/unpaved				

Haul truck weight assumed to be 30 tons

Emission Factors

EF	k	s	W
0.15374	0.15	3.9	30

Unmitigated Emissions

Paved road	Unpaved road	Total
Emissions = EF*VMT		
1.5 #/day	24.6 #/day	26.1 #/day

Reservoir from SPS

		EF	k-PM10 #	sL	w
400	trips daily				
2.8	miles SPS to res	0.000838	0.00054	0.1	12
2.4	paved				
0.40	unpaved				
960	VMT/day/paved				
160	VMT/day/unpaved				

Haul truck weight assumed to be 12 tons

Emission Factors

EF	k	s	W
0.101792	0.15	3.9	12

Unmitigated Emissions

Paved road	Unpaved road	Total
Emissions = EF*VMT		
0.8 #/day	16.3 #/day	17.1 #/day

Crusher to-from Stockpile

6	RT daily
1.4	miles crsh to pile
1	paved
0.40	unpaved
1.37	miles pile to crush
0.97	paved
0.40	unpaved
1.97	total paved
0.8	total unpaved
11.82	VMT/day/paved
4.8	VMT/day/unpaved

Unmitigated Emissions

Paved road	Unpaved road	Total
0.0 #/day	0.7 #/day	0.8 #/day

Total Emissions

Unmitigated	**2.4 lbs/day**	**41.6 lbs/day**	**44.0 lbs/day**
Mitigation			
Watering 75	percent reduction	31.2 reduction	
Mitigated	**2.4 lbs/day**	**10.4 lbs/day**	**13 lbs/day**

Big Tujunga Reservoir Sediment Removal

Fugitive PM2.5 from Hauling - Paved Roads - water to 75% reduction

Paved road

EF=k(sl)^0.91(W)^1.02

Formula for emission factor (EF)

from USEPA AP-42 13.2.1 Paved Roads

k = particle size multiplier for particle size and units

sL=road surface silt loading (g/m^2) - CalEEMod default

W=average vehicle weight (tons)

For PM2.5 and lb/VMT, k=0.00054 from AP-42 Table 13.2.1-1

Unpaved road

EF=k(s/12)^ a(W/3)^b

Formula for emission factor (EF)

from USEPA AP-42, 13.2.2.2 Unpaved Roads, for industrial roads

k, a, and b are empirical constants

s=road surface material silt content (%)

W= mean vehicle weight (tons)

For PM2.5, k=.15, a=0.9, b=0.45 - from AP-42, Table 13.2.2-2

Haul truck weight assumed to be 30 tons

Reservoir to-from SPS

		EF	k-PM10 #	sL	w
400	trips daily				
2.2	miles res to SPS	0.002133	0.00054	0.1	30
1.8	paved				
0.40	unpaved				
720	VMT/day/paved				
160	VMT/day/unpaved				

Haul truck weight assumed to be 30 tons

Emission Factors

EF	k	s	W
0.15374	0.15	3.9	30

Unmitigated Emissions

Paved road	Unpaved road	Total
Emissions = EF*VMT		
1.5 #/day	24.6 #/day	26.1 #/day

Reservoir from SPS

		EF	k-PM10 #	sL	w
400	trips daily				
2.8	miles SPS to res	0.000838	0.00054	0.1	12
2.4	paved				
0.40	unpaved				
960	VMT/day/paved				
160	VMT/day/unpaved				

Haul truck weight assumed to be 12 tons

Emission Factors

EF	k	s	W
0.101792	0.15	3.9	12

Unmitigated Emissions

Paved road	Unpaved road	Total
Emissions = EF*VMT		
0.8 #/day	16.3 #/day	17.1 #/day

Crusher to-from Stockpile

6	RT daily
1.4	miles crsh to pile
1	paved
0.40	unpaved
1.37	miles pile to crush
0.97	paved
0.40	unpaved
1.97	total paved
0.8	total unpaved
11.82	VMT/day/paved
4.8	VMT/day/unpaved

Unmitigated Emissions

Paved road	Unpaved road	Total
0.0 #/day	0.7 #/day	0.8 #/day

Total Emissions

Unmitigated	**2.4 lbs/day**	**41.6 lbs/day**	**44.0 lbs/day**
Mitigation			
Watering 75	percent reduction	31.2 reduction	
Mitigated	**2.4 lbs/day**	**10.4 lbs/day**	**13 lbs/day**

Big Tujunga Reservoir Sediment Removal

Fugitive PM10 from Hauling - Paved Roads - water to 75% reduction

Paved road
EF=k(sl)^0.91(W)^1.02
Formula for emission factor (EF)
from USEPA AP-42 13.2.1 Paved Roads
k = particle size multiplier for particle size and units
sL=road surface silt loading (g/m^2) - CalEEMod default
W=average vehicle weight (tons)
For PM10 and lb/VMT, k=0.0022 from AP-42 Table 13.2.1-1

Unpaved road
EF=k(s/12)^ a(W/3)^b
Formula for emission factor (EF)
from USEPA AP-42, 13.2.2.2 Unpaved Roads, for industrial roads
k, a, and b are empirical constants
s=road surface material silt content (%)
W= mean vehicle weight (tons)
For PM10, k=1.5, a=0.9, b=0.45 - from AP-42, Table 13.2.2-2

Haul truck weight assumed to be 30 tons

Reservoir to-from SPS

		EF	k-PM10 #	sL	w
220	trips daily				
2.2	miles res to SPS	0.02423	0.0022	0.1	82
1.8	paved				
0.4	unpaved				
396.3303	VMT/day/paved				
88.07339	VMT/day/unpaved				

Haul truck weight assumed to be 30 tons

Emission Factors

EF	k	s	W
2.416734	1.5	3.9	82

Unmitigated Emissions

Paved road	Unpaved road	Total
Emissions = EF*VMT		
9.6 #/day	212.8 #/day	222.5 #/day

	Double bottom dump trucks	CAT745c
Capacity (cy)	18	32.7
Truckloads (roundtrips)	400	220
CY of soil moved/day	7200	7200

Reservoir from SPS

		EF	k-PM10 #	sL	w
220	trips daily				
2.8	miles SPS to res	0.010698	0.0022	0.1	37
2.4	paved				
0.4	unpaved				
528.4404	VMT/day/paved				
88.07339	VMT/day/unpaved				

Haul truck weight assumed to be 12 tons

Emission Factors

EF	k	s	W
1.684955	1.5	3.9	37

Unmitigated Emissions

Paved road	Unpaved road	Total
Emissions = EF*VMT		
5.7 #/day	148.4 #/day	154.1 #/day

	lbs	tons
Empty	73553	37
Full	163942	82
truck trips per hour	50	28
roundtrips	400	220

Crusher to-from Stockpile

6	RT daily
1.40	miles crsh to pile
1	paved
0.4	unpaved
1.37	miles pile to crush
0.97	paved
0.4	unpaved
1.97	total paved
0.8	total unpaved
11.82	VMT/day/paved
4.8	VMT/day/unpaved

Unmitigated Emissions

Paved road	Unpaved road	Total
0.3 #/day	11.6 #/day	11.9 #/day

Total Emissions

Unmitigated	**15.5 lbs/day**	**372.9 lbs/day**	**388.4 lbs/day**
Mitigation			
Watering	75 percent reduction	279.6 reduction	
Mitigated	**15.5 lbs/day**	**93.2 lbs/day**	**108.8 lbs/day**

33.1 lbs/day of other emissions
141.9 lbs/day TOTAL PM EMISSIONS
150 PM10 threshold

Silt Content updated based on EPA AP42 value
https://www3.epa.gov/ttnchie1/ap42/ch13/related/c13s02-2.html

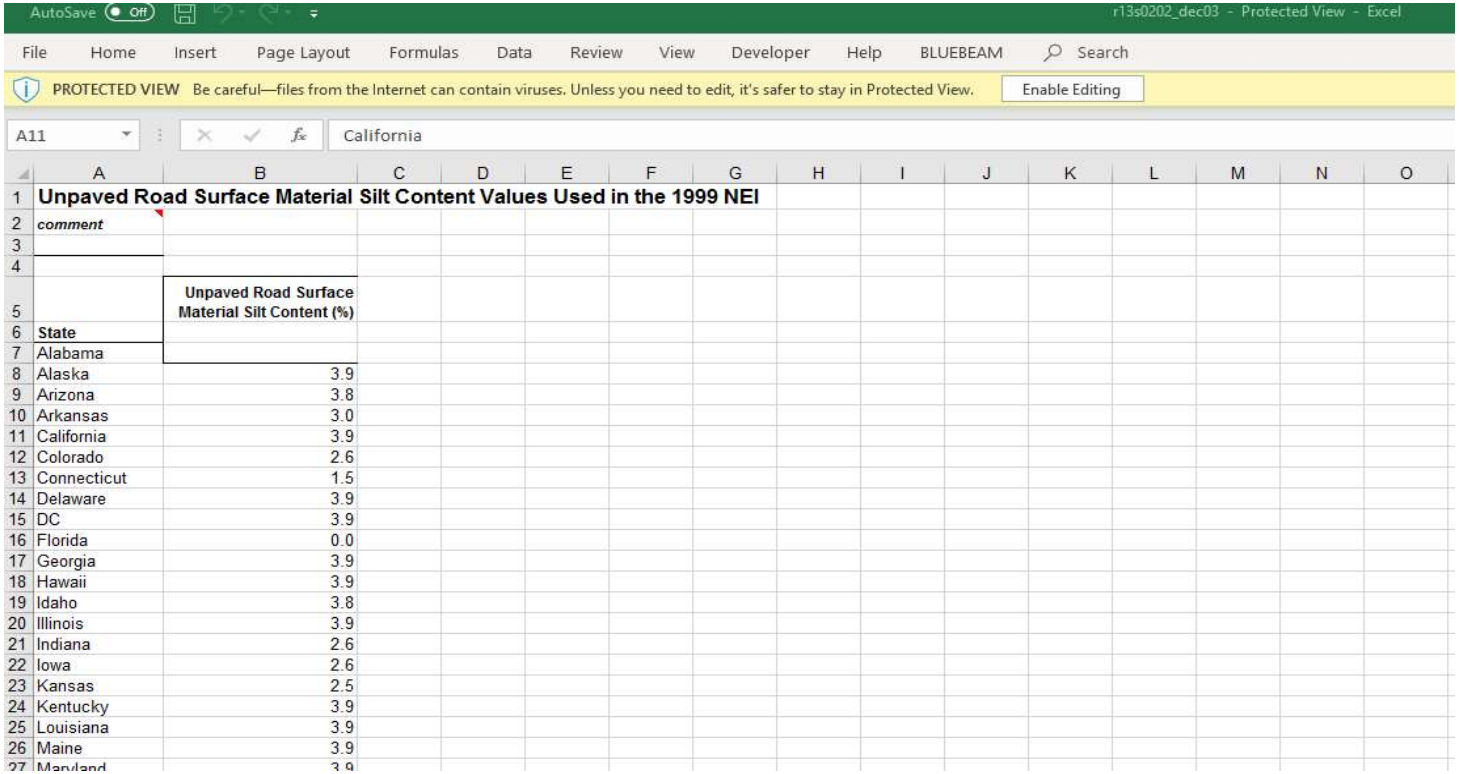

AutoSave Off — r13s0202_dec03 - Protected View - Excel

File Home Insert Page Layout Formulas Data Review View Developer Help BLUEBEAM Search

PROTECTED VIEW Be careful—files from the Internet can contain viruses. Unless you need to edit, it's safer to stay in Protected View. Enable Editing

A11 California

Unpaved Road Surface Material Silt Content Values Used in the 1999 NEI

comment

State	Unpaved Road Surface Material Silt Content (%)
Alabama	
Alaska	3.9
Arizona	3.8
Arkansas	3.0
California	3.9
Colorado	2.6
Connecticut	1.5
Delaware	3.9
DC	3.9
Florida	0.0
Georgia	3.9
Hawaii	3.9
Idaho	3.8
Illinois	3.9
Indiana	2.6
Iowa	2.6
Kansas	2.5
Kentucky	3.9
Louisiana	3.9
Maine	3.9
Maryland	3.9

Big Tujunga Reservoir Sediment Removal

Fugitive PM2.5 from Hauling - Paved Roads - water to 75% reduction

			Paved road							**Unpaved road**								
			EF=k(sl)^0.91(W)^1.02							EF=k(s/12)^ a(W/3)^b								
			Formula for emission factor (EF)							Formula for emission factor (EF)								
			from USEPA AP-42 13.2.1 Paved Roads							from USEPA AP-42, 13.2.2.2 Unpaved Roads, for industrial roads								
				k = particle size multiplier for particle size and units							k, a, and b are empirical constants							
				sL=road surface silt loading (g/m^2) - CalEEMod default							s=road surface material silt content (%)							
				W=average vehicle weight (tons)							W= mean vehicle weight (tons)							
				For PM2.5 and lb/VMT, k=0.00054 from AP-42 Table 13.2.1-1							For PM2.5, k=.15, a=0.9, b=0.45 - from AP-42, Table 13.2.2-2							
	Haul truck weight assumed to be			30	tons													
	Reservoir to-from SPS						**Emission Factors**											
	220	trips daily	EF	k-PM10 #	sL	w				EF	k	s	W					
	2.2	miles res to SPS	0.005947	0.00054	0.1	82				0.241673	0.15	3.9	82					
	1.8	paved																
	0.4	unpaved		Haul truck weight assumed to be			30	tons										
	396	VMT/day/paved																
	88	VMT/day/unpaved					**Unmitigated Emissions**											
	484	**total VMT**		Paved road				Unpaved road			Total							
	20	mph		Emissions = EF*VMT														
	24.22	**hours of truck usage per day**		2.4	#/day			21.3	#/day		23.6	#/day						
	Reservoir from SPS						**Emission Factors**											
	220	trips daily	EF	k-PM10 #	sL	w				EF	k	s	W					
	2.8	miles SPS to res	0.002626	0.00054	0.1	37				0.168496	0.15	3.9	37					
	2.4	paved																
	0.4	unpaved		Haul truck weight assumed to be			12	tons										
	528.4404	VMT/day/paved																
	88.07339	VMT/day/unpaved					**Unmitigated Emissions**											
	617	**total VMT**		Paved road				Unpaved road			Total							
	20	mph		Emissions = EF*VMT														
	30.83	**hours of truck usage per day**		1.4	lbs/day			14.8	lbs/day		16.2	lbs/day						
	Crusher to-from Stockpile																	
	6	RT daily																
	1.4	miles crsh to pile																
	1	paved																
	0.4	unpaved																
	1.37	miles pile to crush																
	0.97	paved																
	0.4	unpaved																
	1.97	total paved					**Unmitigated Emissions**											
	0.8	total unpaved		Paved road				Unpaved road			Total							
	11.82	VMT/day/paved		0.1	lbs/day			1.2	lbs/day		1.2	lbs/day						
	4.8	VMT/day/unpaved																
	17	**total VMT**																
	20	mph																
	0.8310	**hours of truck usage per day**																
	Total Emissions																	
		Unmitigated		**3.8**	**lbs/day**			**37.3**	**lbs/day**		**41.1**	**lbs/day**						
		Mitigation																
		Watering	75	percent reduction				28.0	reduction									
		Mitigated		**3.8**	**lbs/day**			**9.3**	**lbs/day**		**13.1**	**lbs/day**						
TOTALS	1118	total VMT																
	20	mph																
	56	hours of truck usage per day																
	8	hour day																
	7	**OFFROAD trucks at 8 hours a day**																
	TO USE FOR CALEEMOD																	