Appendix I Hazardous Materials Reports

Appendices

This page intentionally left blank.

DRAFT

LIMITED PHASE II ENVIRONMENTAL SITE ASSESSMENT JUAN CABRILLO ELEMENTARY SCHOOL (JCES) 30237 MORNING VIEW DRIVE MALIBU, CALIFORNIA

Prepared for

Santa Monica-Malibu Unified School District

2828 Fourth Street
Santa Monica, California 90405

Project No. 11382.018

January 14, 2021

DRAFT

Leighton Consulting, Inc.
A LEIGHTON GROUP COMPANY

Leighton Consulting, Inc.
A LEIGHTON GROUP COMPANY

January 14, 2021

Project No. 11382.018

Santa Monica-Malibu Unified School District
2828 Fourth Street
Santa Monica, California 90405

Attention: Ms. Noemi Avila-Zamudio

Subject: DRAFT Limited Phase II Environmental Site Assessment
Juan Cabrillo Elementary School (JCES)
30237 Morning View Drive
Malibu, California

Leighton Consulting, Inc. (Leighton) is pleased to present this report summarizing the Supplemental Phase II Environmental Site Assessment (ESA) activities completed at Juan Cabrillo Elementary School located at 30237 Morning View Drive in Malibu, California.

We appreciate the opportunity to work with you on this project. If you have any questions regarding this report, please call us at your convenience.

Respectfully submitted,

LEIGHTON CONSULTING

Gwen Tellegen, PE
Principal Environmental Engineer

GT/lr

Distribution: (1) Addressee

DRAFT

17781 Cowan ▪ Irvine, CA 92614-6009
949.250.1421 ▪ 949.250.1114 Fax

TABLE OF CONTENTS

Section **Page**

1.0 INTRODUCTION 1
2.0 BACKGROUND 2
3.0 OBJECTIVE 3
4.0 SCOPE OF WORK 4
5.0 PHASE II ESA 5
5.1 Health and Safety Plan 5
5.2 Utility Clearance 5
5.3 Field Activities 5
5.3.1 Soil Sampling 5
5.3.2 Additional Soil Sampling 6
5.4 Laboratory Analysis 7
6.0 RESULTS 8
6.1 Soil Analytical Results 8
6.1.1 Soil Sampling Results – Initial and Follow Up Investigation 8
7.0 CONCLUSIONS 17
8.0 LIMITATIONS 20

LIST OF ATTACHMENTS

Table 1 – Soil Analytical Results for PCBs
Table 2 – Soil Analytical Results for OCPs
Table 3 – Soil Analytical Results for CAM 17 Metals
Table 4 – Soil Analytical Results for TPH and VOCs

Figure 1 – Site Location Map
Figure 2 – Summary of Soil Sampling Results at JCES
Figure 3a – Detected Concentrations of PCBs in Soils, Leighton Investigation 2020
Figure 3b – Previous Site Investigation Results – PCBs
Figure 3c – Previous Site Investigation Results – PCBs
Figure 4a – Detected Concentrations of OCPs in Soils, Leighton Investigation 2020
Figure 4b – Previous Site Investigation Results – OCPs
Figure 4c – Previous Site Investigation Results – OCPs

DRAFT

Leighton

Figure 5a – Detected Concentrations of Metals in Soils, Leighton Investigation 2020
Figure 5b – Previous Site Investigation Results – Metals
Figure 5c – Previous Site Investigation Results – Metals
Figure 5d – Previous Site Investigation Results – Metals
Figure 5e – Previous Site Investigation Results – Metals
Figure 5f – Previous Site Investigation Results – Metals
Figure 5g – Previous Site Investigation Results – Metals
Figure 5h – Previous Site Investigation Results – Metals
Figure 6 – Detected Concentrations of TPH and VOCs in Soils, Leighton Investigation 2020

Appendix A – References
Appendix B – Historical Soil and Soil Vapor Results from Ramboll's JCES Investigation
Appendix C – Boring Longs
Appendix D – Laboratory Reports and Chain-of-Custody Records

DRAFT

1.0 INTRODUCTION

Leighton Consulting, Inc. (Leighton) is pleased to present this report summarizing the Supplemental Phase II Environmental Site Assessment (ESA) activities completed at Juan Cabrillo Elementary School located at 30237 Morning View Drive in Malibu, California (Site, **Figure 1**). This investigation supplements previous subsurface environmental investigations conducted by Ramboll Environ US Corporation (Ramboll) in 2014 and 2015. References cited in this report are attached as **Appendix A**.

DRAFT

2.0 BACKGROUND

The existing JCES is immediately adjacent to and northeast of the Malibu Middle and High School (MMHS) campus in the city of Malibu, California. Currently, the JCES campus includes 11 classroom/administration buildings, playgrounds, playfields, a blacktop, asphalt paved parking lots, and various other ancillary improvements.

Based on information obtained from Santa Monica Malibu Unified School District (SMMUSD), implementation of the MMHS Campus Plan will result in eventual demolition of all 11 buildings at Juan Cabrillo Elementary School (JCES) and 7 buildings on the MMHS Campus to allow for the construction of new buildings at MMHS. This work, beginning in the fall of 2022, will redevelop and modernize the existing MMHS Campus and former JCES. This modernization will create three distinct areas: Middle School Core, High School Core and shared facilities with all Phases completed in 2030.

DRAFT

3.0 OBJECTIVE

The objective of this Supplemental Phase II ESA is to further evaluate shallow soils at JCES for chemicals of concern previously identified at the Site by Ramboll in 2014 and 2015. Leighton selected sample locations to fill in identified data gaps (such as the area septic tank 7, the playground area and the northern portion of the Site adjacent to the bus barn) and to better define areas of potential environmental concern (such as the planters south of Building C and north of Building D and Septic Tank 9) previously found by Ramboll. On **Figure 2** the locations of the Ramboll soil and soil vapor borings with samples with detected concentrations of chemicals of concerns above residential screening levels are depicted in orange on and those with no detections above screening levels are shown in green (for soil) or pink (for soil vapor). Tables that summarize the results of the Ramboll soil investigation are attached as **Appendix B**. Leighton's 2020 soil sample location are also shown on **Figure 2** in blue.

DRAFT

4.0 SCOPE OF WORK

Leighton's scope of work for this investigation included the following:

- Advancement of 25 initial exploratory soil borings (JC-PG1 through JC-PG8 and JC-9 through JC-25) to total depths of ranging from 3-7 feet below ground surface (bgs) and collection of two to five soil samples from each boring for chemical analysis;
- Based a review of the initial soil sample results, the advancement of 13 additional (follow-up) soil borings (JC-10N, JC-10E, JC-12N, JC-12E, JC-12S, JC-20NN, JC-20N, JC-20SE, JC-20SW, JC-24N, JC-24W, JC-24S, and JC-26) to total depths ranging from 0.5 to 15 feet bgs and collection of one to six soil samples from each boring for chemical analysis; and
- Preparation of this report summarizing our findings and conclusions, including tables, illustrations, and appendices.

DRAFT

5.0 PHASE II ESA

5.1 Health and Safety Plan

Prior to starting work, Leighton prepared a site-specific Health and Safety Plan (HSP) to include safety aspects of the work performed at the site. The HSP was in compliance with the Occupational Safety and Health and Administration (OSHA) regulation 29 CFR 1910.120. The HSP was onsite with Leighton personnel at all times. The HSP outlined site procedures, potential hazards, and contains a hospital location map. All onsite Leighton personnel signed the HSP acknowledging acceptance.

5.2 Utility Clearance

Underground Service Alert (USA) was contacted more than 48 hours prior to the commencement of fieldwork to mark underground utility locations originating off-site from public utilities. Each proposed boring location was clearly marked in white paint prior to contacting USA. In addition, prior to advancement of soil boreholes, Leighton hired a private utility locator to clear each of the borehole locations, which resulted in the adjustment of the placement of several borings.

5.3 Field Activities

5.3.1 Soil Sampling

On September 16 and October 2, 2020, Leighton oversaw the advancement of 25 soil borings to a total depth of 3-7 feet bgs throughout the site, logging soil lithology and collecting samples (**Figure 2**). The sampling locations were selected to supplement and further define the findings of previous soil sampling activities conducted by Ramboll as summarized in their Draft Preliminary Environmental Assessment Report – Juan Cabrillo Elementary School and Malibu High School (Ramboll, 2015).

The borings were advanced using direct push and hand auger drilling equipment operated by Millennium Environmental, a State of California licensed drilling contractor. A coring machine was used to cut clean holes in concrete and asphalt paved areas to allow for advancement of borings with minimal surface disturbance.

DRAFT

Soil samples were logged and described under direct supervision of a licensed California Professional Engineer (PE-Civil) and were retained in either 6-inch acetate sleeves capped with Teflon® paper and plastic end caps or 8-ounce laboratory-supplied glass jars (from hand auger borings). Soil samples to be analyzed for volatile organic compounds (VOCs) or total petroleum hydrocarbons as gasoline (TPHg) were collected in laboratory supplied preserved containers in accordance with EPA Method 5035. The containers were clearly marked with sample identification, placed in an ice-cooled chest for temporary storage, and transported Eurofins Test America, Inc. in Irvine, California under standard chain-of-custody protocol. Chain-of-custody protocol was followed throughout all phases of the sample handling process.

During this round of investigation, boreholes were advanced to a maximum depth of 5-7 feet below ground surface (bgs), or practical refusal, whichever was shallower. Soil samples were collected from two to five depth intervals in each borehole (approximate sample depths of 0.5, 1.0, 3.0, 5.0 and 7.0 feet bgs). Ninety-four (94) soil samples were collected.

5.3.2 Additional Soil Sampling

On November 23, 2020, Leighton directed the advancement of fourteen soil additional borings to a total depth of 0.5-15 feet bgs throughout the site (**Figure 2**). The sampling locations were selected to supplement the results obtained Leighton's first round of sampling to define areas of elevated detections of constituents of concern.

The borings were advanced using direct push and hand auger drilling equipment operated by JHA Drilling, Inc., a State of California licensed drilling contractor. A coring machine was used to cut clean holes in concrete and asphalt paved areas to allow for advancement of borings with minimal surface disturbance.

Soil samples were logged and described under direct supervision of a licensed California Professional Engineer (PE-Civil) and were retained in either 6-inch acetate sleeves capped with Teflon® paper and plastic end caps or 8-ounce laboratory-supplied glass jars. Soil samples to be analyzed for VOCs or TPHg were collected in laboratory supplied preserved containers in accordance with EPA Method 5035. The containers were clearly marked with sample identification, placed in an ice-cooled chest for

DRAFT

temporary storage, and transported Eurofins Test America, Inc. in Irvine, California under standard chain-of-custody protocol. Chain-of-custody protocol was followed throughout all phases of the sample handling process.

The boreholes were advanced to a maximum depth of 0.5-15 feet below ground surface (bgs), or practical refusal, whichever is shallower. Soil samples were collected from one to six depth intervals in each borehole (approximate sample depths of 0.5, 1.0, 3.0, 5.0, 7.0, 10.0 and 15.0 feet bgs). Thirty-three (33) soil samples were collected.

Non-dedicated sampling equipment was decontaminated between sample locations using a biodegradable detergent water scrub followed by a potable water rinse and two rinses with distilled water. Soil borings were backfilled to surface with hydrated bentonite and patched to match the existing surface conditions.

While conducting this Limited Phase II ESA, Leighton encountered mostly sandy clay with varying amounts of silty clay, clayey sand and clayey silty sand in the upper fifteen feet. The deepest sample collected was 15 feet bgs. Groundwater was not encountered in any of the soil borings during this investigation. Boring Logs are included in **Appendix C**.

5.4 Laboratory Analysis

Based upon the results of past soil investigations conducted by others and historic site uses, soil samples from each boring were analyzed for potential chemicals of concern in the area of that boring including:

- Polychlorinated Biphenyls (PCBs) by EPA Method 8082,
- Organochlorine Pesticides (OCPs) by EPA Method 8081A,
- CAM 17, Lead and Arsenic by EPA Method 6010B/7000 series,
- VOCs by EPA Method 8260B and,
- Total petroleum hydrocarbons as diesel (TPHd), as motor oil (TPHmo) or as gasoline (TPHg) by EPA Method 8015.

Copies of the chain of custody forms and complete analytical reports are included in **Appendix D**.

DRAFT

6.0 RESULTS

6.1 Soil Analytical Results

The soil analytical results were compared to one or more of the following regulatory screening criteria:

- EPA Region IX Residential Regional Screening Levels for Residential Use (RSLs, November 2020); and
- DTSC Office of Human and Ecological Risk (HERO) Note Number 3 for Residential Use (June 2020);
- San Francisco Bay Regional Water Quality Control Board Environmental Screening Level for Residential Use (Revision 2, 2019).

Soil samples with lead concentrations exceeding waste characterization criteria as defined in California Code of Regulations, Title 22, Chapter 11, Article 3, were analyzed for soluble lead using the soluble threshold limit concentration (STLC) waste extraction test (WET) by EPA Method 6010B.

The complete laboratory reports are included in **Appendix D**. A summary of laboratory results are presented in **Tables 1 through 4** and discussed in the text below.

6.1.1 Soil Sampling Results – Initial and Follow Up Investigation

Polychlorinated Biphenyls (PCBs)

No PCBs were detected in 30 of the 31 soil samples analyzed during the initial Leighton investigation (see **Table 1** and **Figure 3a**). The PCB Aroclor 1260 was detected at a concentration above the reporting limits (49 µg/kg to 50 µg/kg) in one soil sample at 84 µg/kg. The detection of Aroclor 1260 in sample JC-20-0.5 did not exceed the residential RSL criteria of 240 µg/kg. No other PCB Arochlors were detected in any of the 31 soil samples analyzed during this investigation.

Soil sample JC-20-0.5, in which the PCB Aroclor 1260 was detected at 84 µg/kg, is located in small triangular landscape planter in the central portion of the Site at the southwest corner of Building E. In Leighton's follow up sampling, four additional samples were collected in the same small dirt

DRAFT

covered area, surrounding JC-20 to the north (JC-20N), further north (JC-20NN), southeast (JC-20SE) and southwest (JC-20SW).

In these step-out samples, Aroclor 1260 was detected in JC-20NN-0.5 and JC-20SE-0.5, at concentrations of 310 µg/kg and 500 µg/kg, respectively. Theses detections of Aroclor 1260 in samples JC-20NN-0.5 and JC-20SE exceed the residential RSL criteria of 240 µg/kg.

The PCB Aroclor 1254 was also detected in both JC-20NN-0.5 and JC-20SE-0.5, at concentrations of 73 µg/kg and 490 µg/kg, respectively. The detection of Aroclor 1254 in sample JC-20SE exceeds the residential RSL criteria of 240 µg/kg. The detection of Aroclor 1254 in sample JC-20NN-0.5 did not exceed the residential RSL.

Arochlor 1268 was detected in sample JC-20SE-0.5 at 0.5 feet bgs at a concentration of 150 ug/kg. There is currently no residential RSL for Aroclor 1268.

Organochlorine Pesticides (OCPs)

Three OCPs were detected above laboratory reporting limits in soil samples collected in Leighton's initial and follow up investigation activities (see **Table 2** and **Figure 4a**).

- Alpha- and Gamma-Chlordane were detected above the laboratory limits in two samples (JC-19-0.5 and JC-19-20-0.5) at concentrations ranging from 31-350 ug/kg and 25-250 ug/kg, respectively. Estimated concentrations below the reporting limit were reported for Alpha-Chlordane and Gamma-Chlordane in five and 21 samples, respectively. There are no published screening levels for Alpha- and Gamma-Chlordane.

- Heptachlor epoxide was detected at a concentration above the reporting limits (24 to 25 µg/kg) in one of the 62 soil samples analyzed during this investigation, at 31 µg/kg (JC-19-0.5) and this sample is found at 0.5 feet bgs within the garden area near the southeast corner of Building C. Estimated concentrations below the method reporting limit, but greater than the detection limit (J-flags) were reported in one of the 62 soil samples analyzed at a concentrations of 0.72 µg/kg. The detection of heptachlor epoxide did not exceed the residential RSL criteria of 70 µg/kg.

DRAFT

Five OCPs were found at very low, estimated concentrations, below laboratory reporting limits in soil samples collected in Leighton's initial and follow up investigation activities.

- No Chlordane was detected above the laboratory reporting limits in any of the 62 soil samples analyzed during this investigation. Estimated concentrations (J-Flags) of chlordane below the reporting limit were detected in 11 at concentrations ranging from 3.6 µg/kg to 1,000 µg/kg. The detections of Chlordane did not exceed the residential RSL criteria of 1,700 µg/kg.

- Dieldrin was not detected at concentrations above the reporting limits (24 to 25 µg/kg) in any of the 62 soil samples analyzed during this investigation. Estimated concentrations below the method reporting limit, but greater than the detection limit (J-flags) were reported in 4 of the 62 soil samples at concentrations ranging from 0.46 µg/kg to 4.8 µg/kg (samples JC-18-0.5, JC-19-0.5, JC-20-0.5 and JC-21-0.5). The estimated detections of dieldrin did not exceed the residential RSL criteria of 34 µg/kg. These samples are located in the garden area between buildings B and C, in the central- to south-eastern portion of the Site.

- 4,4' - DDE was detected at a concentration above the reporting limits (24 to 25 µg/kg) in one of the 62 soil samples analyzed during this investigation, at 28 µg/kg (JC18-0.5) and this sample is found at 0.5 feet bgs within the garden area south of Building C. This detected concentration is below the residential RSL criteria of 2,000 µg/kg. Estimated concentrations below the method reporting limit, but greater than the detection limit (J-flags) were reported in eleven of the 62 soil samples analyzed at concentrations ranging from 0.73 µg/kg to 21 µg/kg. The reporting limit of 4,4' – DDE is much lower than the residential RSL criteria of 2,000 µg/kg.

- No 4,4' – DDT was detected at concentrations above the reporting limits (24 to 25 µg/kg) in any of the 62 soil samples analyzed during this investigation. Estimated concentrations below the method reporting limit, but greater than the detection limit (J-flags) were reported in eleven of the 62 soil samples analyzed at concentrations ranging from 0.59 µg/kg to 8.6 µg/kg. The reporting limit of 4,4' – DDT is much lower than the residential RSL criteria of 1,900 µg/kg.

DRAFT

- Endosulfan I was not detected at concentrations above the reporting limits (24 to 25 µg/kg) in any of the 62 soil samples analyzed during this investigation. Estimated concentrations below the method reporting limit, but greater than the detection limit (J-flags) were reported in one of the 62 soil samples analyzed at a concentration of 9.6 µg/kg. The one estimated detection and reporting limit of Endosulfan I are much lower than the residential RSL criteria of 470,000 µg/kg.

CAM 17 Metals

In Leighton's initial investigation, twenty-nine (29) samples were analyzed for CAM 17 metals and no thallium, silver or antimony were detected above laboratory reporting limits in any of these samples. Several soil samples had estimated (J-Flag) concentrations of silver and antimony (see **Table 3**). Low concentrations (below residential screening levels) of barium, beryllium, cadmium, total chromium, cobalt, copper, lead, mercury, molybdenum, nickel, selenium, silver, thallium, vanadium and zinc were detected in each of the 29 soil samples analyzed during this investigation

In addition to the 29 samples in Leighton's initial investigation were analyzed for CAM 17 Metals, 30 soil samples were analyzed just for lead and arsenic, since these constituents were previously identified as the Site's chemicals of potential concern by Ramboll (2015). In all of the 59 samples analyzed for arsenic, concentrations were below the DTSC accepted background arsenic concentration of 12 mg/kg (Chernoff, Bosnan, and Oudiz, 2008).

Lead was detected in two soil samples (JC-12-7.0 and JC-24-0.5) at concentrations that exceed the DTSC HERO Note 3 residential screening level value of 80 mg/kg. None of the 57 other samples analyzed for lead contained concentrations of lead that exceeded this screening level respective screening criteria. Sample JC-12-7.0 (1000 mg/kg lead) is was collected from 7 feet below current ground surface which is paved with asphalt, adjacent to the septic tank on the western portion of the Site. Sample JC-24-0.5 (84 mg/kg lead) is located near the surface at 0.5 feet bgs within a grass-covered lawn area at the southern portion of the site.

The detected total lead concentration detected in sample JC-12-7 (1,000 mg/kg) is equal to the Total Threshold Limit Concentration (TTLC) hazardous waste limit of 1,000 mg/kg. Therefore this soil, if excavated

DRAFT

during future site construction activities will need to be treated as a California Hazardous Waste. Since this sample is collected from 7 feet below ground surface, it is unlikely that this soil will be disturbed during construction work unless the septic system on the western side of the site is removed. Since the soluble lead detected in this sample was very low, below hazardous waste levels, leaving this sample in place does not pose a threat to underlying groundwater.

In Leighton's follow up investigation, additional samples were collected surrounding the two samples (JC-12-7.0 and JC-24-0.5) in the initial investigation that exceeded the DTSC HERO Note 3 residential screening level value of 80 mg. Nine (9) additional samples were taken from three (3) step-out borings surrounding JC-12; six (6) additional samples were taken from three (3) step-out borings surrounding JC-24.

- In the step-out sampling, no lead exceeding the residential screening level was found in eight of the nine samples. Lead was detected at a concentration exceeding 80 mg/kg in one sample, JC-24W-0.5, at a concentration of 84 mg/kg. This sample is found near the surface at a depth of 0.5 feet in the grassy lawn area north of the parking and student drop-off lot along Morning View Drive, south of Building B.

Six soil samples containing total metal (TTLC) concentrations greater than 10 times the Soluble Threshold Limit Concentration (STLC) limit for California Hazardous wastes were analyzed using the STLC waste extraction test. The results of these analyses are summarized in **Table 3**. The following metals were analyzed by the STLC extraction method:

- Soluble lead (STLC) was analyzed the three samples (JC-12-7.0, JC-24-0.5 and JC-24W-0.5) with the total lead concentrations of 1000 mg/kg 84 mg/kg and 84 mg/kg, respectively. The lead STLC concentrations were 0.12 mg/L, 2.2 mg/L and 2.6 mg/L, respectively, which are all below the lead STLC California Hazardous Waste threshold of 5 mg/L.

- Soluble Chromium (STLC) was analyzed in five samples (JC-10-0.5, JC-10-1.0, JC-12-5.0 and JC-25-5.0) from the first round of investigation with elevated total chromium concentration ranging from 59-65 mg/kg. The chromium STLC concentrations ranged from 0.002J mg/L to 0.13 mg/L, which is below the hazardous waste threshold of 5 mg/L.

DRAFT

Total Petroleum Hydrocarbons (TPH) and Volatile Organic Compounds (VOCs)

Leighton investigated near surface soils at the JCES site's northern property line adjacent to the deed restricted "bus barn" parcel for the presence of TPH or VOCs. In the initial round of investigation, benzene and toluene were detected in three soil samples from JC-10 and JC-11 which are located on northern property line of the Site. Twelve (12) additional samples were taken from three (3) step-out borings (JC-10N, JC-10E, and JC-26) also along the northern property to be analyzed for TPHg and VOCs.

Benzene

- In Leighton's initial investigation, benzene was detected at concentrations above the reporting limits (0.76 to 1.1 µg/kg) in 3 of the 9 soil samples analyzed, at concentrations ranging from 0.85 µg/kg to 1.6 µg/kg. Estimated concentrations below the method reporting limit, but greater than the detection limit (J-flags) were reported in 5 of the 9 soil samples analyzed at concentrations ranging from 0.31 µg/kg to 0.61 µg/kg. No detections of benzene exceeded the conservative residential HERO Note Number 3 screening criteria of 330 µg/kg and the reporting limit for benzene is well below this screening level.

- In the step-out sampling, no benzene was detected above the residential use screening criteria of 330 µg/kg. Benzene was detected at concentrations above the reporting limits (0.82 to 1.7 µg/kg) in 6 of the 12 soil samples analyzed during the follow-up investigation, at concentrations ranging from 0.91 µg/kg to 4.1 µg/kg. The samples in which benzene detected include:

  - In boring JC-10N samples collected from 5.0, 7.0 and 10.0 feet had detected benzene at 1.1, 1.6 and 0.91 ug/mg.

  - In boring JC-10E samples collected from 1.0, 3.0 and 7.0 feet had detected benzene at 1.3, 1.6 and 4.1 ug/mg.

- In the step out sampling, six samples had no benzene detected above the reporting limit, but had estimated concentrations (J-Flags) ranging from 0.27 µg/kg to 1.0 µg/kg in the following samples:

DRAFT

- In Boring JC-10N at 1' and 3' bgs, at concentrations of 0.27 µg/kg and 0.39 µg/kg, respectively.
- In Boring JC10E at 5' and 10' bgs, at concentrations of 1.0 µg/kg and 0.61 µg/kg, respectively.
- In boring JC-26 at 1' and 3' bgs, at concentrations of 0.67 µg/kg and 0.69 µg/kg, respectively.

Toluene

- In Leighton's initial investigation, toluene was detected at a concentration above the reporting limits (0.76 to 1.1 µg/kg) in one of the 9 soil samples analyzed, at a concentration of 1.4 µg/kg. No detections of toluene exceeded the conservative residential HERO Note Number 3 screening criteria of 1,100,000 µg/kg and the reporting limit for toluene is well below this screening level.
- In the step out investigation, no toluene was detected at concentrations above the residential HERO Note Number 3 screening value of 1,100,000 µg/kg. Low concentrations of toluene was reported in 3 of the 12 soil samples analyzed during the follow-up investigation, at concentrations ranging from 1.2 to 3.4 µg/kg. The samples with detected concentrations of toluene are as follows JC-10E-3.0, JC-10E-5.0 and JC-10E-7.0. Estimated concentrations below the method reporting limit, but greater than the detection limit (J-flags) were reported in 3 of the 12 soil samples analyzed at concentrations ranging from 0.61 to 0.95 µg/kg.

Ethylbenzene

- No Ethylbenzene was detected at concentrations above the reporting limits in in any of the 20 samples analyzed during Leighton's initial or follow-up investigations. Estimated concentrations below the method reporting limit, but greater than the detection limit (J-flags) were reported in 7 of the 12 soil samples analyzed, at concentrations ranging from 0.22 to 0.44 µg/kg. These estimated concentrations are far below the residential screening criteria of 5,800 µg/kg.

DRAFT

Xylenes

- No Xylenes were detected at concentrations above the reporting limits (1.6 to 3.3 µg/kg) in any of the 20 samples analyzed during Leighton's initial or follow-up investigations. Estimated concentrations below the method reporting limit, but greater than the detection limit (J-flags) were reported in 5 of the 12 soil samples analyzed, at concentrations ranging from 0.70 to 1.3 µg/kg. All detections of Xylenes were well below the residential USEPA Region 9 screening criteria of 580,000 µg/kg.

p-Isopropyltoluene

- No p-Isopropyltoluene was detected at concentrations above the reporting limits (0.76 to 1.1 µg/kg) in any of the 20 samples analyzed during Leighton's investigations. An estimated concentrations below the method reporting limit, but greater than the detection limit (J-flags) was reported in one of the 9 soil samples analyzed at a concentration of 0.72 µg/kg. There are no applicable screening criteria for p-Isopropyltoluene.

Ethanol

- Ethanol was detected at concentrations above the reporting limits (210 to 310 µg/kg) in one of the 20 samples analyzed during Leighton's initial and follow-up investigations, at a concentration of 250 µg/kg. Estimated concentrations below the method reporting limit, but greater than the detection limit (J-flags) were reported in 5 of the 12 soil samples analyzed at concentrations ranging from 99 µg/kg to 180 µg/kg. All detections of ethanol were well below the residential USEPA Region 9 screening criteria of 2,500,000 µg/kg.

TBA

- No tert-Butyl alcohol (TBA) was detected at concentrations above the reporting limits (16 to 33 µg/kg) in any of the 20 samples analyzed during the follow-up. Estimated concentrations below the method reporting limit, but greater than the detection limit (J-flags) were reported in 2 of the 12 soil samples analyzed, at concentrations of 6.1 and 12 µg/kg. There are no applicable screening criteria for TBA.

DRAFT

TPH as Gasoline

- No TPH as Gasoline (TPHg; C4-C12) was detected at concentrations above the reporting limits (0.075 to 0.10 mg/kg) in any of the 12 soil samples analyzed during Leighton's initial investigation, nor in any of the 12 soil samples in the follow-up investigation. The reporting limit of TPHg is much lower than the San Francisco Bay Regional Water Quality Control Board (SFRWQCB) residential screening level of 82 mg/kg (SFRWQCB, 2019).

TPH as Diesel

- TPH as Diesel (TPHd; C13-C22) was detected in one of the 12 soil samples at a concentration above the reporting limits, at a concentration of 8.8 mg/kg. The one detection in sample JC-25-7.0 and the reporting limits of TPHd (4.8 to 5.0 mg/kg) are much lower than the SFRWQCB residential SL of 260 mg/kg.

TPH as Motor Oil

- TPH as Motor Oil (TPHmo; C23-C40) were detected in two of the 12 soil samples analyzed during this investigation at concentrations above the reporting limits, at concentrations of 5.8 mg/kg and 28 mg/kg. The detections in samples JC-23-0.5 and JC-25-3.0, and the laboratory reporting limit (4.8 to 5.0 mg/kg) of TPHmo is much lower than the SFRWQCB residential SL of 10,000 mg/kg.

DRAFT

7.0 CONCLUSIONS

Ramboll's soil investigations at JCE identified one sample (JC-SB-13 at 0-0.5 feet bgs) with a detected PCB Aroclor 1260 concentration of 250 ug/kg which exceeds the residential screening level of 240 ug/kg (see **Figures 3b and 3c**). This sample is located in a planter area along the north side of Building D. Leighton limited the approximate extent of this soil impact with borings JC-15, JC-16 and JC-17 which had no detected PCBs (see **Figure 3a**). No PCBs were detected in 30 of the 31 soil samples analyzed during Leighton's initial investigation. In one sample, JC-20-0.5, which is located southwest of Building E in a landscape planter, the PCB Aroclor 1260 was detected at a concentration of 84 ug/kg, which is well below the residential RSL criteria of 240 µg/kg. Follow-up sampling was conducted to delineate PCB impacts in the immediate area of JC-20 with the advancement of four soil borings with the collection of soil samples at depths of 0.5 and 1 feet bgs. Two samples (JC-20NN-0.5 and JC-20SE-0.5) were found to contain Aroclor 1260 at concentrations of 310 and 500 ug/kg, respectively, both of which are in exceedance of the residential RSL of 240 ug/kg. Sample JC-20SE-0.5 also contained Aroclor 1254 at a concentration of 490 ug/kg, which exceeds the residential RSL of 240 ug/kg. Both JC-20NN-0.5 and JC-20SE-0.5 contained Aroclor 1268 at concentrations of 73 and 150 ug/kg, respectively; there is no residential RSL currently set for Aroclor 1268. No other PCB estimated or reported concentrations were found in the onsite soil samples analyzed during this investigation. The excavation and proper off-site disposal of soils in the immediate area of JC-SB-13 in the planter north of Building D, and in the triangular planter southwest of Building D (borings JC-20NN and JC-20SE) is recommended since the soils are exposed and near the surface at a depth of half a foot. In both locations, deeper samples were found to have no detected PCBs, so only limited excavation would be required in each of these two areas.

During their site investigations, Ramboll detected the OCP Chlordane in one sample (JC-SB-39 at 0-0.5 feet bgs) with a level of 2,600 ug/kg, which exceeds of the residential screening level of 1,700 ug/kg (see **Figures 4b and 4c**) . Leighton defined the area of this impact, finding no levels of chlordane above laboratory reporting limits in samples collected from borings east (JC-18) and west (JC-19) of JC-SB-39 (see **Figure 4a**). Since soil sample JC-SB-39 is located in an exposed dirt area at a shallow depths with limited extent, it is recommended that soils in this area be excavated and disposed of properly off-site.

No other OCPs were detected at concentrations above residential screening levels during Leighton's or Ramboll's soil sampling activities. Therefore, OCPs other than chlordane are not considered chemicals of concern for the Site.

DRAFT

Leighton's investigation evaluated TPH and VOCs at the JCES northern property line because of the known deed restricted impacts to soil and soil vapor on the Bus Barn parcel located adjacent to the north of the Site, No VOCs or TPH were detected above residential screening levels at JCES during Leighton's investigations of the JCES Site. Previous subsurface sampling by Ramboll also did not identify VOCs or TPH above residential screening criteria at the Site. Therefore, these groups of chemicals are not currently considered constituents of concern for the Site. However low concentrations of benzene, below residential screening levels, were observed in soil samples collected from borings JC10, JC10N, JC26, located in the northern portion of the Site, just south the bus barn. During future subsurface demolition or grading activities in that area, environmental monitoring for VOCs using a PID, and visual observation for discolored soils is recommended.

Ramboll found no metals at concentrations above residential screening levels (or accepted background levels for arsenic), except for lead in one sample (JC-SB-13 at 0-0.5 feet bgs) with a concentration of 89 mg/kg compared to the screening level of 80 mg/kg (see **Figures 5b through 5h**). Leighton limited the approximate extent of this soil impact with borings JC-15, JC-16 and JC-17 which had no detected lead above the residential screening level (see **Figure 5a**). Soils in a limited area around sample location JC-SB-13, located in the planter north of Building D is already recommended for removal because of the presence of PCBs above screening levels.

Lead was also detected at concentrations above the residential use screening levels of 80 mg/kg in two of Leighton's initial soil samples, in near surface soils in the front lawn area at JC-24-0.5 (84 mg/kg) and in deeper soils under pavement at the western parking area near the septic tank at JC-12-7.0 (1000 mg/kg). Additional sampling for lead was conducted in the vicinity of borings JC-12 and JC-24 in the step-out investigation. Lead was detected at a concentration above the residential use screening level of 80 mg/kg in one of these follow-up soil samples, JC-24W-0.5 (84 mg/kg). To determine whether the soils in the area of these lead detections a samples JC-12-7.0, JC-24-0.5 and JC-24W-0.5 would be considered a hazardous waste, these samples were analyzed for soluble (STLC) lead using EPA Method 6010B. The soluble lead were 0.12 mg/L, 2.3 mg/L and 2.6, which is less than the STLC limit of 5.0 mg/L in soil. Soil in the vicinity of these borings will likely be classified as non- hazardous waste if removed from the subject site. It is recommended that a limited removal of near surface soils in the vicinity of soil samples JC-24 and JC24W located in the front lawn area be conducted. Since the elevated concentration of lead found in JC-12 is located in a paved area, at 7 feet below ground surface, no excavation of soil is recommended in this area is recommended, unless a

Leighton

future removal of the septic tank, or significant grade changes are anticipated during future construction.

Since detectable concentrations of benzene below residential screening levels were noted in soils collected from Leighton's borings at the northern property line of JCES (JC-10, JC-10-N and JC-10E, see **Figure 6**), it is recommended that environmental monitoring be conducted during future grading of this area, including observations for discolored odorous soil and photo ionization detector (PID) monitoring for VOCs.

The locations of soil samples with elevated concentrations of constituents of concern, which require environmental consideration prior to future grading activities are depicted on **Figure 7**.

DRAFT

8.0 LIMITATIONS

This investigation was conducted in a manner consistent with the level of care and skill ordinarily exercised by members of the profession currently practicing in the same locality under similar conditions.

The observations and conclusions presented in this report are professional opinions based on the scope of activities, work schedule, and information obtained through the activities described herein, and are limited to the portion of the Site investigated. Opinions presented herein apply to property conditions existing at the time of our study and cannot necessarily be taken to apply to property conditions outside of the area investigated or changes that we are not aware of or have not had the opportunity to evaluate. It must be recognized that conclusions drawn from these data are limited to the portion of the Site investigated, and the amount, type, distribution, and integrity of the information collected at the time of the investigation, and the methods utilized to collect and evaluate the data. Although Leighton has taken steps to obtain true copies of available information, we make no representation or warranty with respect to the accuracy or completeness of the information provided by others.

DRAFT

TABLES

Leighton

Table 1 - Soil Analytical Results for PCBs

Sample ID	Sample Depth (feet)	Date Sampled	Polychlorinated Biphenyls (PCBs) EPA Method 8082			
			Aroclor-1260	Aroclor-1254	Aroclor-1268	All other PCBs
SCREENING CRITERIA			ug/kg	ug/kg	ug/kg	ug/kg
USEPA RSL Residential Soil			**240**	**240**	**--**	**Varies**
DTSC-SL Residential Soil			**240**	**240**	**--**	**Varies**
JC-PG1-1	1.0	9/16/2020	<50	<50	<50	ND
JC-PG1-3	3.0	9/16/2020	--	--	--	--
JC-PG1-5	5.0	9/16/2020	--	--	--	--
JC-PG2-1	1.0	9/16/2020	<50	<50	<50	ND
JC-PG2-3	3.0	9/16/2020	--	--	--	--
JC-PG2-5	5.0	9/16/2020	--	--	--	--
JC-PG3-1	1.0	9/16/2020	<50	<50	<50	ND
JC-PG3-3	3.0	9/16/2020	--	--	--	--
JC-PG3-5	5.0	9/16/2020	--	--	--	--
JC-PG4-1	1.0	9/16/2020	<50	<50	<50	ND
JC-PG4-3	3.0	9/16/2020	--	--	--	--
JC-PG4-5	5.0	9/16/2020	--	--	--	--
JC-PG5-1	1.0	9/16/2020	<49	<49	<49	ND
JC-PG5-3	3.0	9/16/2020	--	--	--	--
JC-PG5-5	5.0	9/16/2020	--	--	--	--
JC-PG6-1	1.0	9/16/2020	<49	<49	<49	ND
JC-PG6-3	3.0	9/16/2020	--	--	--	--
JC-PG6-5	5.0	9/16/2020	--	--	--	--
JC-PG7-1	1.0	9/16/2020	<50	<50	<50	ND
JC-PG7-3	3.0	9/16/2020	--	--	--	ND
JC-PG7-5	5.0	9/16/2020	--	--	--	ND
JC-PG8-1	1.0	9/16/2020	<50	<50	<50	ND
JC-PG8-3	3.0	9/16/2020	--	--	--	ND
JC-PG8-5	5.0	9/16/2020	--	--	--	ND
JC-15-0.5	0.5	10/2/2020	<50	<50	<50	ND
JC-15-1.0	1.0	10/2/2020	<50	<50	<50	ND
JC-15-3.0	2.0	10/2/2020	<50	<50	<50	ND
JC-16-0.5	0.5	10/2/2020	<50	<50	<50	ND
JC-16-1.0	1.0	10/2/2020	<50	<50	<50	ND
JC-16-3.0	3.0	10/2/2020	<50	<50	<50	ND
JC-17-0.5	0.5	10/2/2020	<50	<50	<50	ND
JC-17-1.0	1.0	10/2/2020	<50	<50	<50	ND
JC-17-3.0	3.0	10/2/2020	<50	<50	<50	ND
JC-18-0.5	0.5	10/2/2020	<50	<50	<50	ND
JC-18-1.0	1.0	10/2/2020	<50	<50	<50	ND
JC-18-3.0	3.0	10/2/2020	<50	<50	<50	ND
JC-19-0.5	0.5	10/2/2020	<50	<50	<50	ND
JC-19-1.0	1.0	10/2/2020	<50	<50	<50	ND
JC-19-3.0	3.0	10/2/2020	<50	<50	<50	ND
JC-20-0.5	**0.5**	**10/2/2020**	**84**	<50	<50	ND
JC-20-1.0	1.0	10/2/2020	<50	<50	<50	ND
JC-20-3.0	3.0	10/2/2020	<50	<50	<50	ND
JC-20NN-0.5	**0.5**	**11/23/2020**	**310**	**73**	<50	ND
JC-20N-0.5	0.5	11/23/2020	<50	<50	<50	ND
JC-20SE-0.5	**0.5**	**11/23/2020**	**500**	**490**	**150**	ND
JC-20SW-0.5	0.5	11/23/2020	<50	<50	<50	ND
JC-21-0.5	0.5	10/2/2020	<50	<50	<50	ND
JC-21-1.0	1.0	10/2/2020	<50	<50	<50	ND
JC-22-0.5	0.5	10/2/2020	<50	<50	<50	ND
JC-22-1.0	1.0	10/2/2020	<50	<50	<50	ND
JC-25-0.5	0.5	10/2/2020	<50	<50	<50	ND
JC-25-1.0	1.0	10/2/2020	--	--	--	--
JC-25-3.0	3.0	10/2/2020	--	--	--	--

Notes:

USEPA RSL = Environmental Protection Agency Regional Screening Levels (RSLs) for residential soil (May 2020)
DTSC-SL = Department of Toxic Substances Control (DTSC) Office of Human and Ecological Risk (HERO) Note Number 3 (June 2020)
ug/kg = Micrograms per Kilogram
-- = Not Analyzed or Not Applicable
ND or <25 = Not Detected Above Laboratory Reporting Limits

Table 2 - Soil Analytical Results for OCPs

Sample ID	Sample Depth (feet)	Date Sampled	Organochlorine Pesticides (OCPs) EPA Method 8081								
			4,4' DDT	4,4' DDE	Chlordane	alpha Chlordane	gamma Chlordane	Dieldrin	Endosulfan I	Heptachlor epoxide	All other OCPs
		Units	ug/kg	ug/kg	ug/kg	ug/kg	ug/kg	ug/kg	ug/kg	ug/kg	--
SCREENING CRITERIA											
		USEPA RSL Residential Soil	**1,900**	**2,000**	**1,700**	**--**	**--**	**34**	**470,000**	**70**	**Varies**
		DTSC-SL Residential Soil	**1,900**	**2,000**	**1,700**	**--**	**--**	**34**	**450,000**	**70**	**Varies**
JC-PG1-1	1.0	9/16/2020	<25	<25	<120	<25	<25	<25	<25	<25	ND
JC-PG1-3	3.0	9/16/2020	<25	<25	<120	<25	<25	<25	<25	<25	ND
JC-PG1-5	5.0	9/16/2020	<25	<25	<130	<25	<25	<25	<25	<25	ND
JC-PG2-1	1.0	9/16/2020	<25	<25	<120	<25	<25	<25	<25	<25	ND
JC-PG2-3	3.0	9/16/2020	<25	<25	<120	<25	<25	<25	<25	<25	ND
JC-PG2-5	5.0	9/16/2020	**1.1 J**	<25	**4.3 J**	<25	**0.86 J**	<25	<25	<25	ND
JC-PG3-1	1.0	9/16/2020	<25	<25	<120	<25	<25	<25	<25	<25	ND
JC-PG3-3	3.0	9/16/2020	<25	<25	<120	<25	<25	<25	<25	<25	ND
JC-PG3-5	5.0	9/16/2020	<25	<25	<120	<25	<25	<25	<25	<25	ND
JC-PG4-1	1.0	9/16/2020	<25	<25	<130	<25	**0.31 J**	<25	<25	<25	ND
JC-PG4-3	3.0	9/16/2020	<25	<25	<130	<25	<25	<25	<25	<25	ND
JC-PG4-5	5.0	9/16/2020	<25	<25	<120	<25	<25	<25	<25	<25	ND
JC-PG5-1	1.0	9/16/2020	<25	<25	<120	<25	<25	<25	<25	<25	ND
JC-PG5-3	3.0	9/16/2020	<25	<25	<120	<25	<25	<25	<25	<25	ND
JC-PG5-5	5.0	9/16/2020	<25	<25	<130	<25	<25	<25	<25	<25	ND
JC-PG6-1	1.0	9/16/2020	<24	<24	<120	<24	<24	<24	<24	<24	ND
JC-PG6-3	3.0	9/16/2020	<25	<25	**4.9 J**	<25	**0.52 J**	<25	<25	<25	ND
JC-PG6-5	5.0	9/16/2020	<25	<25	<120	<25	<25	<25	<25	<25	ND
JC-PG7-1	1.0	9/16/2020	<25	<25	<120	<25	<25	<25	<25	<25	ND
JC-PG7-3	3.0	9/16/2020	<25	<25	<120	<25	<25	<25	<25	<25	ND
JC-PG7-5	5.0	9/16/2020	<24	<24	<120	<24	<24	<24	<24	<24	ND
JC-PG8-1	1.0	9/16/2020	<25	<25	<130	<25	<25	<25	<25	<25	ND
JC-PG8-3	3.0	9/16/2020	<25	<25	<120	<25	<25	<25	<25	<25	ND
JC-PG8-5	5.0	9/16/2020	<25	<25	<120	<25	<25	<25	<25	<25	ND
JC-9-0.5	0.5	10/2/2020	<25	<25	<120	<25	<25	<25	<25	<25	ND
JC-9-1.0	1.0	10/2/2020	<25	<25	<130	<25	<25	<25	<25	<25	ND
JC-10-0.5	0.5	10/2/2020	<25	<25	<120	<25	<25	<25	<25	<25	ND
JC-10-1.0	1.0	10/2/2020	<25	<25	<130	<25	<25	<25	<25	<25	ND
JC-10-5.0	5.0	10/2/2020	<25	<25	<130	<25	**0.49 J**	<25	<25	<25	ND
JC-11-0.5	0.5	10/2/2020	**0.59 J**	**6.6 J**	**6.7 J**	<25	**0.61 J**	<25	<25	<25	ND
JC-11-1.0	1.0	10/2/2020	<25	<25	<120	<25	**0.65 J**	<25	<25	<25	ND
JC-12-0.5	0.5	10/2/2020	<25	<25	<120	<25	<25	<25	<25	<25	ND
JC-12-1.0	1.0	10/2/2020	<25	<25	**5.8 J**	<25	**0.92 J**	<25	<25	<25	ND
JC-12-3.0	3.0	10/2/2020	<25	**0.82 J**	<130	<25	<25	<25	<25	<25	ND

Table 2 - Soil Analytical Results for OCPs

Sample ID	Sample Depth (feet)	Date Sampled	Organochlorine Pesticides (OCPs) EPA Method 8081								
			4,4' DDT	4,4' DDE	Chlordane	alpha Chlordane	gamma Chlordane	Dieldrin	Endosulfan I	Heptachlor epoxide	All other OCPs
		Units	ug/kg	ug/kg	ug/kg	ug/kg	ug/kg	ug/kg	ug/kg	ug/kg	--
SCREENING CRITERIA											
		USEPA RSL Residential Soil	**1,900**	**2,000**	**1,700**	**--**	**--**	**34**	**470,000**	**70**	**Varies**
		DTSC-SL Residential Soil	**1,900**	**2,000**	**1,700**	**--**	**--**	**34**	**450,000**	**70**	**Varies**
JC-12-5.0	5.0	10/2/2020	**1.1 J**	**7.3 J**	<120	<25	**0.52 J**	<25	<25	<25	ND
JC-12-7.0	7.0	10/2/2020	<25	**0.73 J**	<130	<25	**0.37 J**	<25	<25	<25	ND
JC-13-0.5	0.5	10/2/2020	**1.1 J**	**0.82 J**	**15 J**	**4.4 J**	**4.1 J**	<25	<25	<25	ND
JC-13-1.0	1.0	10/2/2020	<25	<25	**3.8 J**	<25	**0.62 J**	<25	<25	<25	ND
JC-14-0.5	0.5	10/2/2020	<25	<25	<130	<25	<25	<25	<25	<25	ND
JC-14-1.0	1.0	10/2/2020	<25	<25	<120	<25	<25	<25	<25	<25	ND
JC-15-0.5	0.5	10/2/2020	<25	<25	<130	<25	<25	<25	<25	<25	ND
JC-15-1.0	1.0	10/2/2020	**0.79 J**	<25	<130	<25	<25	<25	<25	<25	ND
JC-15-3.0	2.0	10/2/2020	--	--	--	--	--	--	--	--	ND
JC-16-0.5	0.5	10/2/2020	<25	<25	<130	<25	<25	<25	<25	<25	ND
JC-16-1.0	1.0	10/2/2020	<25	<25	<120	<25	<25	<25	<25	<25	ND
JC-16-3.0	3.0	10/2/2020	--	--	--	--	--	--	--	--	ND
JC-17-0.5	0.5	10/2/2020	<25	<25	<130	<25	<25	<25	<25	<25	ND
JC-17-1.0	1.0	10/2/2020	<25	<25	<120	<25	<25	<25	<25	<25	ND
JC-17-3.0	3.0	10/2/2020	--	--	--	--	--	--	--	--	ND
JC-18-0.5	0.5	10/2/2020	**6.1 J**	**28**	**36 J**	**13 J**	**8.1 J**	**1.4 J**	<25	**0.72 J**	ND
JC-18-1.0	1.0	10/2/2020	<25	<25	**11 J**	**1.5 J**	**1.2 J**	<25	<25	<25	ND
JC-18-3.0	3.0	10/2/2020	--	--	--	--	--	--	--	--	ND
JC-19-0.5	0.5	10/2/2020	**3.0 J**	**21 J**	**1000 J**	**350**	**250**	**4.8 J**	**9.6 J**	**31**	ND
JC-19-1.0	1.0	10/2/2020	--	--	--	--	--	--	--	--	ND
JC-19-3.0	3.0	10/2/2020	--	--	--	--	--	--	--	--	ND
JC-20-0.5	0.5	10/2/2020	**8.1 J**	**12 J**	**95 J**	**31**	**25**	**0.95 J**	<25	<25	ND
JC-20-1.0	1.0	10/2/2020	**2.1 J**	**3.9 J**	<130	<25	**0.85 J**	<25	<25	<25	ND
JC-20-3.0	3.0	10/2/2020	--	--	--	--	--	--	--	--	ND
JC-21-0.5	0.5	10/2/2020	**1.5 J**	**2.9 J**	**12 J**	**3.6 J**	**3.3 J**	**0.46 J**	<25	<25	ND
JC-21-1.0	1.0	10/2/2020	<25	<25	<120	<25	**0.29 J**	<25	<25	<25	ND
JC-22-0.5	0.5	10/2/2020	<25	<25	<120	<25	**0.49 J**	<25	<25	<25	ND
JC-22-1.0	1.0	10/2/2020	<25	<25	<130	<25	**0.27 J**	<25	<25	<25	ND
JC-23-0.5	0.5	10/2/2020	<25	<25	<120	<25	**0.43 J**	<25	<25	<25	ND
JC-23-1.0	1.0	10/2/2020	<25	<25	<120	<25	<25	<25	<25	<25	ND
JC-23-3.0	3.0	10/2/2020	<25	<25	<120	<25	**0.33 J**	<25	<25	<25	ND
JC-23-5.0	5.0	10/2/2020	<25	<25	<120	<25	**0.34 J**	<25	<25	<25	ND
JC-24-0.5	0.5	10/2/2020	**8.6 J**	**0.88 J**	<130	<25	<25	<25	<25	<25	ND
JC-25-0.5	0.5	10/2/2020	--	--	--	--	--	--	--	--	ND
JC-25-1.0	1.0	10/2/2020	<25	<25	<130	<25	<25	<25	<25	<25	ND
JC-25-3.0	3.0	10/2/2020	<25	**3.8 J**	<130	<25	<25	<25	<25	<25	ND

Table 2 - Soil Analytical Results for OCPs

Sample ID	Sample Depth (feet)	Date Sampled	Organochlorine Pesticides (OCPs) EPA Method 8081								
			4,4' DDT	4,4' DDE	Chlordane	alpha Chlordane	gamma Chlordane	Dieldrin	Endosulfan I	Heptachlor epoxide	All other OCPs
		Units	ug/kg	ug/kg	ug/kg	ug/kg	ug/kg	ug/kg	ug/kg	ug/kg	--
SCREENING CRITERIA											
		USEPA RSL Residential Soil	1,900	2,000	1,700	--	--	34	470,000	70	Varies
		DTSC-SL Residential Soil	1,900	2,000	1,700	--	--	34	450,000	70	Varies

Notes:

USEPA RSL = Environmental Protection Agency Regional Screening Levels (RSLs) for residential soil (May 2020)
DTSC-SL = Department of Toxic Substances Control (DTSC) Office of Human and Ecological Risk (HERO) Note Number 3 (June 2020)
ug/kg = Micrograms per Kilogram
-- = Not Analyzed or Not Applicable
ND or <25 = Not Detected Above Laboratory Reporting Limits
Red values exceed one or more screening level

Table 3 - Soil Analytical Results for CAM 17 Metals

Sample ID	Sample Depth (feet bgs)	Sample Date	CAM 17 Metals by EPA Method 6010B/7471A																	
			Antimony	Arsenic	Barium	Beryllium	Cadmium	Chromium	STLC Chromium	Cobalt	Copper	Lead	STLC Lead	Mercury	Molybdenum	Nickel	Selenium	Silver	Thallium	Vanadium	Zinc
		Units	mg/kg	mg/kg	mg/kg	mg/kg	mg/kg	mg/kg	mg/L	mg/kg	mg/kg	mg/kg	mg/L	mg/kg	mg/kg	mg/kg	mg/kg	mg/kg	mg/kg	mg/kg	mg/kg
SCREENING CRITERIA																					
		USEPA RSL Residential Soil	**31**	**0.68**	**15,000**	**160**	**71**	**--**		**23**	**3,100**	**400**		**11**	**390**	**1,500**	**390**	**390**	**0.78**	**390**	**23,000**
		DTSC-SL Residential Soil	**--**	**0.11**	**--**	**16**	**71**	**--**		**--**	**--**	**80**		**1.0**	**--**	**820**	**--**	**--**	**--**	**1,000**	**--**
		DTSC Background Arsenic 2008**	**--**	**12**	**--**	**--**	**--**	**--**		**--**	**--**	**--**		**--**	**--**	**--**	**--**	**--**	**--**	**--**	**--**
JC-PG1-1	1.0	9/16/2020	**0.36 J**	**2.9**	**58**	**0.33**	**1.1**	**48**		**14**	**19**	**2.9**		**0.025**	**2.1**	**51**	**1.8**	<0.51	<0.51	**55**	**43**
JC-PG1-3	3.0	9/16/2020	<1.0	**3.4**	**54**	**0.36**	**1.3**	**58**		**18**	**22**	**3.0**		**0.016 J**	**3.5**	**61**	**2.2**	<0.51	<0.51	**58**	**46**
JC-PG1-5	5.0	9/16/2020	**0.29 J**	**8.6**	**44**	**0.35**	**1.4**	**42**		**12**	**18**	**3.2**		<0.020	**2.2**	**46**	**1.9**	<0.49	<0.49	**47**	**38**
JC-PG2-1	1.0	9/16/2020	**0.31 J**	**3.0**	**85**	**0.44**	**1.4**	**54**		**16**	**20**	**3.0**		**0.029**	**2.5**	**61**	**1.8**	<0.50	<0.50	**59**	**48**
JC-PG2-3	3.0	9/16/2020	<1.0	**3.1**	**79**	**0.54**	**1.8**	**62**		**20**	**26**	**3.6**		**0.029**	**2.0**	**71**	**2.3**	<0.51	<0.51	**61**	**54**
JC-PG2-5	5.0	9/16/2020	<1.0	**3.5**	**86**	**0.38**	**1.7**	**56**		**17**	**22**	**2.8**		**0.024**	**2.2**	**61**	**2.0**	<0.50	<0.50	56	46
JC-PG3-1	1.0	9/16/2020	**0.32 J**	**4.0**	**190**	**0.47**	**2.2**	**54**		**18**	**22**	**3.7**		**0.020**	**4.0**	**60**	**2.2**	<0.51	<0.51	**60**	**47**
JC-PG3-3	3.0	9/16/2020	**0.32 J**	**3.9**	**91**	**0.38**	**2.1**	**64**		**16**	**23**	**2.8**		**0.020**	**3.7**	**65**	**2.6**	<0.51	<0.51	**65**	**51**
JC-PG3-5	5.0	9/16/2020	<1.0	**3.5**	**59**	**0.39**	**1.9**	**58**		**17**	**23**	**2.6**		**0.013 J**	**3.2**	**64**	**2.4**	<0.50	<0.50	**62**	**49**
JC-PG4-1	1.0	9/16/2020	**0.032 J**	**4.0**	**84**	**0.38**	**1.7**	**43**		**14**	**21**	**3.2**		**0.014 J**	**4.1**	**50**	**2.2**	<0.50	<0.50	**53**	**53**
JC-PG4-3	3.0	9/16/2020	<0.99	**3.2**	**120**	**0.34**	**1.5**	**56**		**16**	**21**	**2.3**		**0.048**	**3.7**	**61**	**2.1**	<0.50	<0.50	**54**	**48**
JC-PG4-5	5.0	9/16/2020	**0.31 J**	**3.7**	**91**	**0.36**	**1.3**	**54**		**16**	**23**	**2.6**		**0.019 J**	**4.8**	**61**	**2.0**	<0.50	<0.50	**64**	**61**
JC-PG5-1	1.0	9/16/2020	<1.0	**4.2**	**66**	**0.39**	**0.87**	**60**		**17**	**24**	**2.8**		<0.020	**2.9**	**69**	**2.0**	<0.51	<0.51	**56**	**49**
JC-PG5-3	3.0	9/16/2020	<1.0	**3.2**	**54**	**0.40**	**0.8**	**57**		**16**	**24**	**2.4**		**0.015 J**	**3.2**	**62**	**2.0**	**0.11 J**	<0.50	**61**	**50**
JC-PG5-5	5.0	9/16/2020	**0.29 J**	**4.0**	**93**	**0.36**	**2.0**	**55**		**18**	**23**	**2.7**		**0.028**	**3.3**	**66**	**2.1**	<0.50	<0.50	**65**	**52**
JC-PG6-1	1.0	9/16/2020	<1.0	**3.3**	**79**	**0.36**	**3.1**	**58**		**16**	**22**	**2.7**		**0.024**	**2.4**	**60**	**2.3**	<0.50	<0.50	**59**	**47**
JC-PG6-3	3.0	9/16/2020	<1.0	**3.2**	**89**	**0.33**	**1.4**	**58**		**15**	**21**	**2.4**		**0.012 J**	**2.4**	**57**	**2.4**	<0.50	<0.50	**60**	**48**
JC-PG6-5	5.0	9/16/2020	<1.0	**3.2**	**73**	**0.37**	**1.3**	**81**		**14**	**24**	**2.6**		**0.013 J**	**2.2**	**62**	**2.1**	<0.51	<0.51	**64**	**48**
JC-PG7-1	1.0	9/16/2020	**0.30 J**	**4.5**	**140**	**0.46**	**2.5**	**69**		**22**	**28**	**3.1**		**0.017 J**	**3.9**	**80**	**2.9**	<0.50	<0.50	**73**	**58**
JC-PG7-3	3.0	9/16/2020	**0.27 J**	**3.8**	**96**	**0.49**	**1.7**	**63**		**19**	**25**	**3.2**		**0.017 J**	**3.3**	**70**	**2.4**	<0.50	<0.50	**63**	**51**
JC-PG7-5	5.0	9/16/2020	**0.36 J**	**3.1**	**110**	**0.37**	**2.8**	**60**		**17**	**21**	**2.9**		**0.013 J**	**2.5**	**56**	**2.1**	<0.51	<0.51	**56**	**46**
JC-PG8-1	1.0	9/16/2020	**0.30 J**	**3.6**	**110**	**0.39**	**2.3**	**49**		**16**	**22**	**2.9**		**0.017 J**	**3.8**	**61**	**1.8**	<0.50	<0.50	**56**	**51**
JC-PG8-3	3.0	9/16/2020	**0.27 J**	**2.9**	**41**	**0.40**	**1.5**	**53**		**16**	**20**	**2.7**		<0.020	**1.9**	**55**	**1.8**	<0.50	<0.50	**56**	**43**
JC-PG8-5	5.0	9/16/2020	**0.27 J**	**3.3**	**51**	**0.42**	**2.3**	**58**		**16**	**22**	**3.3**		<0.020	**2.6**	**54**	**2.4**	<0.50	<0.50	**57**	**50**
JC-9-0.5	0.5	10/2/2020	**--**	**2.4**	**--**	**--**	**--**	**--**		**--**	**--**	**--**		**--**	**--**	**--**	**--**	**--**	**--**	**--**	**--**
JC-9-1.0	1.0	10/2/2020	**--**	**2.9**	**--**	**--**	**--**	**--**		**--**	**--**	**--**		--	**--**	**--**	**--**	--	--	**--**	**--**
JC-10-0.5	0.5	10/2/2020	<10	**3.9**	**60**	**0.36 J**	**1.2**	**64**	**0.002 J**	**17**	**25**	**4.8**		**0.024**	**5.2**	**62**	<3.0	<1.5	<10	**67**	**42**
JC-10-1.0	1.0	10/2/2020	<9.9	**3.4**	**68**	**0.32 J**	**1.3**	**65**	**0.004 J**	**16**	**25**	**5.2**		**0.021**	**4.8**	**60**	<3.0	<1.5	<9.9	**61**	**46**
JC-10-3.0	3.0	10/2/2020	**--**	**--**	**--**	**--**	**--**	**--**		**--**	**--**	**5.0**		--	--	--	--	--	--	**--**	**--**
JC-11-0.5	0.5	10/2/2020	**--**	**10**	**--**	**--**	**--**	**--**		**--**	**--**	**5.4**		--	--	--	--	--	--	**--**	**--**
JC-11-1.0	1.0	10/2/2020	**--**	**3.4**	**--**	**--**	**--**	**--**		**--**	**--**	**4.9**		--	--	--	--	--	--	**--**	**--**
JC-12-0.5	0.5	10/2/2020	**--**	**2.7**	**--**	**--**	**--**	**--**		**--**	**--**	**13**		--	--	--	--	--	--	**--**	**--**
JC-12-1.0	1.0	10/2/2020	**--**	**2.0**	**--**	**--**	**--**	**--**		**--**	**--**	**13**		--	--	--	--	--	--	**--**	**--**
JC-12-5.0	5.0	10/2/2020	<10	**1.9 J**	**90**	**0.36 J**	**1.2**	**59**	**0.12**	**14**	**21**	**8.0**		**0.021**	**3.6**	**51**	<3.0	<1.5	<10	**62**	**32**

Table 3 - Soil Analytical Results for CAM 17 Metals

Sample ID	Sample Depth (feet bgs)	Sample Date	CAM 17 Metals by EPA Method 6010B/7471A																	
			Antimony	Arsenic	Barium	Beryllium	Cadmium	Chromium	STLC Chromium	Cobalt	Copper	Lead	STLC Lead	Mercury	Molybdenum	Nickel	Selenium	Silver	Thallium	Vanadium	Zinc
		Units	mg/kg	mg/kg	mg/kg	mg/kg	mg/kg	mg/kg	mg/L	mg/kg	mg/kg	mg/kg	mg/L	mg/kg	mg/kg	mg/kg	mg/kg	mg/kg	mg/kg	mg/kg	mg/kg
SCREENING CRITERIA																					
		USEPA RSL Residential Soil	31	0.68	15,000	160	71	--		23	3,100	400		11	390	1,500	390	390	0.78	390	23,000
		DTSC-SL Residential Soil	--	0.11	--	16	71	--		--	--	80		1.0	--	820	--	--	--	1,000	--
		DTSC Background Arsenic 2008**	--	12	--	--	--	--		--	--	--		--	--	--	--	--	--	--	--
JC-12-7.0	7.0	10/2/2020	<9.9	4.1	85	<0.50	1.0	48		17	31	1,000	0.12	0.028	8.3	58	<3.0	<1.5	<9.9	53	1,100
JC-13-0.5	0.5	10/2/2020	--	3.0	--	--	--	--		--	--	9.1		--	--	--	--	--	--	--	--
JC-13-1.0	1.0	10/2/2020	--	3.4	--	--	--	--		--	--	5.4		--	--	--	--	--	--	--	--
JC-14-0.5	0.5	10/2/2020	--	3.7	--	--	--	--		--	--	4.8		--	--	--	--	--	--	--	--
JC-14-1.0	1.0	10/2/2020	--	3.6	--	--	--	--		--	--	5.0		--	--	--	--	--	--	--	--
JC-15-0.5	0.5	10/2/2020	--	2.7	--	--	--	--		--	--	4.0		--	--	--	--	--	--	--	--
JC-15-1.0	1.0	10/2/2020	--	4.8	--	--	--	--		--	--	4.9		--	--	--	--	--	--	--	--
JC-16-0.5	0.5	10/2/2020	--	4.3	--	--	--	--		--	--	5.5		--	--	--	--	--	--	--	--
JC-16-1.0	1.0	10/2/2020	--	2.4	--	--	--	--		--	--	4.0		--	--	--	--	--	--	--	--
JC-17-0.5	0.5	10/2/2020	--	2.8	--	--	--	--		--	--	4.0		--	--	--	--	--	--	--	--
JC-17-1.0	1.0	10/2/2020	--	2.7	--	--	--	--		--	--	5.0		--	--	--	--	--	--	--	--
JC-18-0.5	0.5	10/2/2020	--	2.9	--	--	--	--		--	--	12		--	--	--	--	--	--	--	--
JC-18-1.0	1.0	10/2/2020	--	3.6	--	--	--	--		--	--	4.7		--	--	--	--	--	--	--	--
JC-20-0.5	0.5	10/2/2020	--	5.4	--	--	--	--		--	--	13		--	--	--	--	--	--	--	--
JC-20-1.0	1.0	10/2/2020	--	4.4	--	--	--	--		--	--	7.3		--	--	--	--	--	--	--	--
JC-21-0.5	0.5	10/2/2020	--	8.2	--	--	--	--		--	--	14		--	--	--	--	--	--	--	--
JC-21-1.0	1.0	10/2/2020	--	10	--	--	--	--		--	--	11		--	--	--	--	--	--	--	--
JC-22-0.5	0.5	10/2/2020	--	1.3	--	--	--	--		--	--	3.2		--	--	--	--	--	--	--	--
JC-22-1.0	1.0	10/2/2020	--	2.5	--	--	--	--		--	--	3.7		--	--	--	--	--	--	--	--
JC-23-0.5	0.5	10/2/2020	--	4.0	--	--	--	--		--	--	5.4		--	--	--	--	--	--	--	--
JC-23-1.0	1.0	10/2/2020	--	4.5	--	--	--	--		--	--	5.5		--	--	--	--	--	--	--	--
JC-24-0.5	0.5	10/2/2020	--	4.7	--	--	--	--		--	--	84	2.3	--	--	--	--	--	--	--	--
JC-24-1.0	1.0	10/2/2020	--	7.1	--	--	--	--		--	--	2.5		--	--	--	--	--	--	--	--
JC-25-1.0	1.0	10/2/2020	--	2.4	--	--	--	--		--	--	5.2		--	--	--	--	--	--	--	--
JC-25-3.0	3.0	10/2/2020	--	3.0	--	--	--	--		--	--	5.2		--	--	--	--	--	--	--	--
JC-25-5.0	5.0	10/2/2020	<9.9	<3.0	75	0.42 J	0.90	64	0.13	16	23	4.9		<0.020	3.6	59	<3.0	<1.5	<9.9	62	30
JC-12N-7.0	7.0	11/23/2020	--	--	--	--	--	--		--	--	4.3		--	--	--	--	--	--	--	--
JC-12N-10.0	10.0	11/23/2020	--	--	--	--	--	--		--	--	4.3		--	--	--	--	--	--	--	--
JC-12N-15.0	15.0	11/23/2020	--	--	--	--	--	--		--	--	4.7		--	--	--	--	--	--	--	--
JC-12E-7.0	7.0	11/23/2020	--	--	--	--	--	--		--	--	4.1		--	--	--	--	--	--	--	--
JC-12E-10.0	10.0	11/23/2020	--	--	--	--	--	--		--	--	5.1		--	--	--	--	--	--	--	--
JC-12E-15.0	15.0	11/23/2020	--	--	--	--	--	--		--	--	3.3		--	--	--	--	--	--	--	--
JC-12S-7.0	7.0	11/23/2020	--	--	--	--	--	--		--	--	4.0		--	--	--	--	--	--	--	--
JC-12S-10.0	10.0	11/23/2020	--	--	--	--	--	--		--	--	3.8		--	--	--	--	--	--	--	--

Table 3 - Soil Analytical Results for CAM 17 Metals

Sample ID	Sample Depth (feet bgs)	Sample Date	CAM 17 Metals by EPA Method 6010B/7471A																	
			Antimony	Arsenic	Barium	Beryllium	Cadmium	Chromium	STLC Chromium	Cobalt	Copper	Lead	STLC Lead	Mercury	Molybdenum	Nickel	Selenium	Silver	Thallium	Vanadium	Zinc
		Units	mg/kg	mg/kg	mg/kg	mg/kg	mg/kg	mg/kg	mg/L	mg/kg	mg/kg	mg/kg	mg/L	mg/kg	mg/kg	mg/kg	mg/kg	mg/kg	mg/kg	mg/kg	mg/kg
SCREENING CRITERIA																					
		USEPA RSL Residential Soil	**31**	**0.68**	**15,000**	**160**	**71**	**--**		**23**	**3,100**	**400**		**11**	**390**	**1,500**	**390**	**390**	**0.78**	**390**	**23,000**
		DTSC-SL Residential Soil	**--**	**0.11**	**--**	**16**	**71**	**--**		**--**	**--**	**80**		**1.0**	**--**	**820**	**--**	**--**	**--**	**1,000**	**--**
		DTSC Background Arsenic 2008**	**--**	**12**	**--**	**--**	**--**	**--**		**--**	**--**	**--**		**--**	**--**	**--**	**--**	**--**	**--**	**--**	**--**
JC-12S-15.0	15.0	11/23/2020	**--**	**--**	**--**	**--**	**--**	**--**		**--**	**--**	**5.3**		**--**	**--**	**--**	**--**	**--**	**--**	**--**	**--**
JC-24N-0.5	0.5	11/23/2020	**--**	**--**	**--**	**--**	**--**	**--**		**--**	**--**	**40**		**--**	**--**	**--**	**--**	**--**	**--**	**--**	**--**
JC-24N-1.0	1.0	11/23/2020	**--**	**--**	**--**	**--**	**--**	**--**		**--**	**--**	**16**		**--**	**--**	**--**	**--**	**--**	**--**	**--**	**--**
JC-24W-0.5	0.5	11/23/2020	**--**	**--**	**--**	**--**	**--**	**--**	**5.8**	**--**	**--**	**84**	**2.6**	**--**	**--**	**--**	**--**	**--**	**--**	**--**	**--**
JC-24W-1.0	1.0	11/23/2020	**--**	**--**	**--**	**--**	**--**	**--**		**--**	**--**	**7.2**		**--**	**--**	**--**	**--**	**--**	**--**	**--**	**--**
JC-24S-0.5	0.5	11/23/2020	**--**	**--**	**--**	**--**	**--**	**--**		**--**	**--**	**4.6**		**--**	**--**	**--**	**--**	**--**	**--**	**--**	**--**
JC-24S-1.0	1.0	11/23/2020	**--**	**--**	**--**	**--**	**--**	**--**		**--**	**--**	**4.3**		**--**	**--**	**--**	**--**	**--**	**--**	**--**	**--**

Notes:

USEPA RSL = Environmental Protection Agency Regional Screening Levels (RSLs) for residential soil (May 2020)
DTSC-SL = Department of Toxic Substances Control (DTSC) Screening Level (SL), Office of Human and Ecological Risk (HERO) Note Number 3 (June 2020)
** = DTSC Determination of a Southern California Regional Background Arsenic Concentration in Soil (DTSC, 2008)
mg/kg = Milligrams per Kilogram
bgs = Below ground surface
-- = Not applicable or not analyzed
ND or < 0.5 = Analyte not detected above the referenced detection limit
Red values exceed one or more screening level

Table 4 - Soil Analytical Results for TPH and VOCs

Sample ID	Sample Depth (feet)	Date Sampled	Total Petroleum Hydrocarbons (TPH) EPA Method 8015			Volitile Organic Compunds (VOCs) EPA Method 8260B								
			TPH as Gasoline (C4-C12)	TPH as Diesel (C13-C22)	TPH as Motor Oil (C23-C40)	Benzene	Ethylbenzene	Toluene	m,p Xylenes	Xylenes	p-Isopropyltoluene	Ethanol	Tert-Butyl Alcohol (TBA)	All other VOCs
	Units		mg/kg	mg/kg	mg/kg	ug/kg	ug/kg	ug/kg	ug/kg	ug/kg	ug/kg	ug/kg	ug/kg	ug/kg
SCREENING CRITERIA														
SFRWQCB RSL Residential Soil			100	260	10,000	--	--	--	--	--	--	--	--	--
USEPA RSL Residential Soil			82	96	2,400	1,200	5,800	4,900,000	550,000	580,000	--	2,500,000	--	--
DTSC-SL Residential Soil			--	--	--	330	--	1,100,000	--	--	--	--	--	--
JC-10-3.0	3.0	10/2/2020	<0.075	<5.0	<5.0	**1.1**	<0.76	<0.76	<1.5	<2.3	<0.76	<190	<15	ND
JC-10-5.0	5.0	10/2/2020	<0.098	<5.0	<5.0	**1.6**	<0.90	<0.90	<1.8	<2.7	<0.90	<220	<18	ND
JC-11-1.0	1.0	10/2/2020	<0.080	<4.8	<4.8	**0.85**	<0.85	<0.85	<1.7	<2.6	<0.85	<210	<17	ND
JC-11-3.0	3.0	10/2/2020	<0.091	<4.9	<4.9	**0.61 J**	<1.1	<1.1	<2.1	<3.2	<1.1	<260	<21	ND
JC-11-7.0	7.0	10/2/2020	<0.10	<5.0	<5.0	--	--	--	--	--	--	--	--	--
JC-23-0.5	0.5	10/2/2020	<0.081	<4.8	**28**	**0.58 J**	<0.81	<0.81	<1.6	<2.4	<0.81	<200	<16	ND
JC-23-1.0	1.0	10/2/2020	<0.092	<4.8	<4.8	**0.49 J**	<0.83	<0.83	<1.7	<2.5	<0.83	<210	<17	ND
JC-23-3.0	3.0	10/2/2020	<0.076	<5.0	<5.0	**0.61 J**	<0.92	<0.92	<1.8	<2.8	<0.92	<230	<18	ND
JC-25-1.0	1.0	10/2/2020	<0.084	<5.0	<5.0	**0.31 J**	<0.98	**1.4**	<2.0	<2.9	**0.72 J**	<250	<20	ND
JC-25-3.0	3.0	10/2/2020	<0.097	<4.9	**5.8**	<0.88	<0.88	<0.88	<1.8	<2.6	<0.88	<220	<18	ND
JC-25-5.0	5.0	10/2/2020	<0.10	<5.0	<5.0	--	--	--	--	--	--	--	--	--
JC-25-7.0	7.0	10/2/2020	<0.10	**8.8**	<4.9	--	--	--	--	--	--	--	--	--
JC-10N-1.0	1.0	11/23/2020	<0.054	--	--	**0.27 J**	**0.22 J**	<1.1	**1.3 J**	**1.3 J**	<1.1	**180 J**	<21	ND
JC-10N-3.0	3.0	11/23/2020	<0.045	--	--	**0.39 J**	<0.89	<0.89	<1.8	<1.8	<0.89	**140 J**	<18	ND
JC-10N-5.0	5.0	11/23/2020	<0.043	--	--	**1.1**	**0.23 J**	<0.84	**0.70 J**	**0.70 J**	<0.84	<210	<17	ND
JC-10N-7.0	7.0	11/23/2020	<0.050	--	--	**1.6**	<0.98	<0.98	<2.0	<2.0	<0.98	**110 J**	<20	ND
JC10N-10.0	10.0	11/23/2020	<0.046	--	--	**0.91**	**0.29 J**	**0.61 J**	<1.8	<1.8	<0.90	<220	<18	ND
JC-10E-1.0	1.0	11/23/2020	<0.052	--	--	**1.3**	<1.0	**0.95 J**	<2.0	<2.0	<1.0	<250	<20	ND
JC-10E-3.0	3.0	11/23/2020	<0.045	--	--	**1.6**	**0.25 J**	**1.2**	**0.77 J**	**0.77 J**	<0.89	<220	<18	ND
JC-10E-5.0	5.0	11/23/2020	<0.063	--	--	**1.0 J**	**0.44 J**	**1.5**	**0.95 J**	**0.95 J**	<1.2	**99 J**	<25	ND
JC-10E-7.0	7.0	11/23/2020	<0.085	--	--	**4.1**	**0.43 J**	**3.4**	**0.84 J**	<3.3	<1.2	<420	**12 J**	ND
JC-10E-10.0	10.0	11/23/2020	<0.050	--	--	**0.61 J**	<0.98	<0.98	<2.0	<2.0	<0.98	<250	<20	ND
JC-26-1.0	1.0	11/23/2020	<0.042	--	--	**0.67 J**	**0.28 J**	**0.68 J**	<1.6	<1.6	<0.82	**250**	**6.1 J**	ND
JC-26-3.0	3.0	11/23/2020	<0.044	--	--	**0.69 J**	<0.86	<0.86	<1.7	<1.7	<0.86	<220	<17	ND

Notes:

USEPA RSL = Environmental Protection Agency Regional Screening Levels (RSLs) for residential soil (May 2020)

DTSC-SL = Department of Toxic Substances Control (DTSC) Office of Human and Ecological Risk (HERO) Note Number 3 (June 2020)

SFRWQCB-SL = San Francisco Regional Water Quality Control Board Regional Screening Levels for Residential Use (2019)

ug/kg = Micrograms per Kilogram

mg/kg = Milligrams per Kilogram

-- = Not Analyzed or Not Applicable

ND = Not Detected Above Laboratory Reporting Limits

Lowest aromatic/aliphatic TPH RSL selected for screening criteria

Red values exceed one or more screening level

FIGURES

Project: 11382.018	Eng/Geol: GAT/JAR
Scale:1 " = 2,000 '	Date: November 2020

Base Map: ESRI ArcGIS Online 2020
Thematic Information: Leighton
Author: Leighton Geomatics (btran)

SITE LOCATION MAP

Juan Cabrillo Elementary School
30237 Morning View Drive
Malibu, Los Angeles County, California

Figure 1

Leighton

Map Saved as V:\Drafting\11382\016\Maps\11382-016_F01_SLM_2020-10-05.mxd on 10/5/2020 9:06:06 AM

Legend

- Soil Sample Location (Leighton, 2020) With Detected Concentrations Above Residential RSLs
- Soil Sample Location (Leighton, 2020)
- Soil Sampling Location: Results ranged from ND to < 2020 residential RSLs (Ramboll, 2015)
- Soil Sampling Location: Results Exceed 2020 residential RSLs (Ramboll, 2015)
- Soil Vapor Sample Location: VOCs were not detected above laboratory RLs
- Juan Cabrillo Elementary School (JCES)

Septic Tank 7

Septic Tank 8

Septic Tank 9

Electrical Transformer

A

B

C

D

E

F

G

Morning View Dr

N

0 60 120

Feet

Esri, HERE, Garmin, (c) OpenStreetMap contributors, © 2020 Microsoft Corporation © 2020 Maxar ©CNES (2020) Distribution Airbus DS

Project: 11382.018	Eng/Geol: GAT/JAR
Scale: 1 " = 60 '	Date: December 2020

Base Map: ESRI ArcGIS Online 2020
Thematic Information: Leighton
Author: Leighton Geomatics (btran)

SITE PLAN WITH LEIGHTON & RAMBOLL SAMPLING LOCATIONS

30237 Morning View Drive
Malibu, California

Figure 2

Leighton

Map Saved as V:\Drafting\11382\018\Maps\11382-018_F02_BLM_2020-12-29.mxd on 12/15/2020 3:55:23 PM

Legend

- Soil Sample Location (Leighton, 2020) With Detected Concentrations Above Residential RSLs
- Soil Sample Location (Leighton, 2020)
- Soil Sampling Location: Results ranged from ND to < 2020 residential RSLs (Ramboll, 2015)
- Soil Sampling Location: Results Exceed 2020 residential RSLs (Ramboll, 2015)
- Juan Cabrillo Elementary School (JCES)

<50 = Not detected above laboratory reporting limit as shown
ND = Not Detected
Notes:
Depth is measured in feet below existing ground surface
All laboratory results are reported in micrograms per kilogram (ug/kg)

JC-PG1		
Depth (ft)	Arochlor -1260	All Other PCBs
1.0	<50	ND

JC-PG2		
Depth (ft)	Arochlor -1260	All Other PCBs
1.0	<50	ND

JC-PG3		
Depth (ft)	Arochlor -1260	All Other PCBs
1.0	<50	ND

JC-PG4		
Depth (ft)	Arochlor -1260	All Other PCBs
1.0	<50	ND

JC-PG5		
Depth (ft)	Arochlor -1260	All Other PCBs
1.0	<49	ND

JC-PG6		
Depth (ft)	Arochlor -1260	All Other PCBs
1.0	<49	ND

JC-PG7		
Depth (ft)	Arochlor -1260	All Other PCBs
1.0	<50	ND

JC-PG8		
Depth (ft)	Arochlor -1260	All Other PCBs
1.0	<50	ND

JC-15		
Depth (ft)	Arochlor -1260	All Other PCBs
0.5	<50	ND
1.0	<50	ND
3.0	<50	ND

JC-17		
Depth (ft)	Arochlor -1260	All Other PCBs
0.5	<50	ND
1.0	<50	ND
3.0	<50	ND

JC-16		
Depth (ft)	Arochlor -1260	All Other PCBs
0.5	<50	ND
1.0	<50	ND
3.0	<50	ND

JC-18		
Depth (ft)	Arochlor -1260	All Other PCBs
0.5	<50	ND
1.0	<50	ND
3.0	<50	ND

JC-20NN			
Depth (ft)	Arochlor -1260	Aroclor-1254	Aroclor-1268
0.5	**310**	**73**	ND

JC-19		
Depth (ft)	Arochlor -1260	All Other PCBs
0.5	<50	ND
1.0	<50	ND
3.0	<50	ND

JC-20N		
Depth (ft)	Arochlor -1260	All Other PCBs
0.5	<50	ND

JC-21		
Depth (ft)	Arochlor -1260	All Other PCBs
0.5	<50	ND
1.0	<50	ND

JC-20SW		
Depth (ft)	Arochlor -1260	All Other PCBs
0.5	<50	ND

JC-20		
Depth (ft)	Arochlor -1260	All Other PCBs
0.5	**84**	ND
1.0	<50	ND
3.0	<50	ND

JC-22		
Depth (ft)	Arochlor -1260	All Other PCBs
0.5	<50	ND
1.0	<50	ND

JC-20SE			
Depth (ft)	Arochlor -1260	Aroclor-1254	Aroclor-1268
0.5	**500**	**490**	ND

JC-25		
Depth (ft)	Arochlor -1260	All Other PCBs
0.5	<50	ND

Figure 3a

DETECTED CONCENTRATIONS OF PCBS IN SOILS
LEIGHTON INVESTIGATION 2020
30237 Morning View Drive
Malibu, California

Project: 11382.018	Eng/Geol: GAT/JAR
Scale: 1 " = 60 feet	Date: December 2020
Base Map: ESRI ArcGIS Online 2020 Thematic Information: Leighton	Author: Leighton Geomatics (btran)

N

0 30 60
Feet

Leighton

Map Saved as V:\Drafting\11382\018\Maps\11382-018_F03a_SP_2020-12-29.mxd on 12/15/2020 3:57:11 PM

Juan Cabrillo Elementary School
A - Teachers' Lounge/Administrative Offices (1958)
B - Classrooms (1955)
C - Classrooms (1957)
D - Classrooms (1958)
E - Library (1965)
F - Art/Computer Labs (1961-1965)
G - Multi-Purpose Room/Cafeteria (1995)

Area of Interest (AOI):

Juan Cabrillo Elementary School

AOI-1 Buildings constructed prior to 1981

Sources:

1. Aerial image from Google Earth Pro (8/26/2012).
2. Site boundary based on Los Angeles County GIS parcel data (03/08/2006).
3. Feature labels on JCES provided by JCES administration office.

JC-SB-13	0'-0.5'	1.5'-2'
Aroclor 1260	**250**	ND

Legend

Sample ID	Depth	Depth
Compound	Concentration	Concentration

Site Boundary

Juan Cabrillo Elementary School (JCES)

Soil Sample Location AOI-1: Results exceed residential RSLs

Soil Sample Location AOI-1: PCBs were not detected above laboratory RLs

Notes:

1. Soil samples were analyzed for Polychlorinated Biphenyls (PCBs) by United States Environmental Protection Agency (USEPA) method 8082A.
2. Results are reported in micrograms per kilogram (µg/kg).
3. Only PCBs that have been found above laboratory Reporting Limits (RLs) at least once in AOI-1 are posted in the summary table.
4. RLs for Aroclor 1260 ranged from <49 to <140 µg/kg.
5. Bold cells indicates that the concentration exceed USEPA's residential Regional Screening Level (RSL) of 240 µg/kg.
6. ND - Not detected above laboratory RLs.
7. Depth is in feet below ground surface.

0 30
Feet

RAMBOLL ENVIRON

DRAFTED BY: SSmith | Date: 5/28/2015

DRAFT

PCBs in Soil at JCES - AOI-1

30237 Morning View Drive, Malibu, California

Figure 23

PROJECT: 04-33980J

PREVIOUS SITE INVESTIGATION RESULTS - PCBs
30237 Morning View Drive
Malibu, California

Figure b

Proj: 11382.018	Eng/Geol: GAT/JAR
Scale: As Shown	Date: November 2020

Drafted By: BGT | Checked By: BGT

Leighton

RAMBOLL ENVIRON

DRAFTED BY: SShin | Date: 5/28/2015

DRAFT

PCBs in Soil at JCES - AOI-3

30237 Morning View Drive, Malibu, California

Figure 29

PROJECT: 04-33980J

PREVIOUS SITE INVESTIGATION RESULTS - PCBs
30237 Morning View Drive
Malibu, California

Figure c

Proj: 11382.018	Eng/Geol: GAT/JAR
Scale: As Shown	Date: November 2020

Drafted By: BQT | Checked By: BQT | V:\DRAFTING\11382.018\CAD\2020-11-13\11382-018.F03BC.2020-11-16.DWG (11-16-20 11:40:18AM) Plotted by: btran

Leighton

Legend

- Soil Sample Location (Leighton, 2020) With Detected Concentrations Above Residential RSLs
- Soil Sample Location (Leighton, 2020)
- Soil Sampling Location: Results ranged from ND to < 2020 residential RSLs (Ramboll, 2015)
- Soil Sampling Location: Results Exceed 2020 residential RSLs (Ramboll, 2015)
- Juan Cabrillo Elementary School (JCES)

1000 J= Anomalously high estimated concentration below laboratory reporting limit
ND J = Estimated detection below laboratory reporting limits (See Table 4; Appendix D)
ND = Not Detected
Notes:
Depth is measured in feet below existing ground surface
All laboratory results are reported in micrograms per kilogram (ug/kg)

Juan Cabrillo St

Morning View Dr

30298

JC-9

Depth (ft)	4,4'-DDE	4,4'-DDT	Chlordane	HE
0.5	ND	ND	ND	ND
1.0	ND	ND	ND	ND

JC-PG1

Depth (ft)	4,4'-DDE	4,4'-DDT	Chlordane	HE
1.0	ND	ND	ND	ND
3.0	ND	ND	ND	ND
5.0	ND	ND	ND	ND

JC-PG2

Depth (ft)	4,4'-DDE	4,4'-DDT	Chlordane	HE
1.0	ND	ND	ND	ND
3.0	ND	ND	ND	ND
5.0	ND	ND J	ND J	ND

JC-10

Depth (ft)	4,4'-DDE	4,4'-DDT	Chlordane	HE
0.5	ND	ND	ND	ND
1.0	ND	ND	ND	ND
5.0	ND	ND	ND J	ND

JC-23

Depth (ft)	4,4'-DDE	4,4'-DDT	Chlordane	HE
0.5	ND	ND	ND J	ND
1.0	ND	ND	ND	ND
3.0	ND	ND	ND J	ND
5.0	ND	ND	ND J	ND

JC-PG3

Depth (ft)	4,4'-DDE	4,4'-DDT	Chlordane	HE
1.0	ND	ND	ND	ND
3.0	ND	ND	ND	ND
5.0	ND	ND	ND	ND

JC-PG4

Depth (ft)	4,4'-DDE	4,4'-DDT	Chlordane	HE
1.0	ND	ND	ND J	ND
3.0	ND	ND	ND	ND
5.0	ND	ND	ND	ND

JC-PG5

Depth (ft)	4,4'-DDE	4,4'-DDT	Chlordane	HE
1.0	ND	ND	ND	ND
3.0	ND	ND	ND	ND
5.0	ND	ND	ND	ND

JC-PG6

Depth (ft)	4,4'-DDE	4,4'-DDT	Chlordane	HE
1.0	ND	ND	ND	ND
3.0	ND	ND	ND J	ND
5.0	ND	ND	ND	ND

JC-PG7

Depth (ft)	4,4'-DDE	4,4'-DDT	Chlordane	HE
1.0	ND	ND	ND	ND
3.0	ND	ND	ND	ND
5.0	ND	ND	ND	ND

JC-PG8

Depth (ft)	4,4'-DDE	4,4'-DDT	Chlordane	HE
1.0	ND	ND	ND	ND
3.0	ND	ND	ND J	ND
5.0	ND	ND	ND	ND

JC-14

Depth (ft)	4,4'-DDE	4,4'-DDT	Chlordane	HE
0.5	ND	ND	ND	ND
1.0	ND	ND	ND	ND

JC-17

Depth (ft)	4,4'-DDE	4,4'-DDT	Chlordane	HE
0.5	ND	ND	ND	ND
1.0	ND	ND J	ND	ND

JC-13

Depth (ft)	4,4'-DDE	4,4'-DDT	Chlordane	HE
0.5	ND J	ND J	ND J	ND
1.0	ND	ND	ND J	ND

JC-15

Depth (ft)	4,4'-DDE	4,4'-DDT	Chlordane	HE
0.5	ND	ND	ND	ND
1.0	ND	ND J	ND	ND

JC-16

Depth (ft)	4,4'-DDE	4,4'-DDT	Chlordane	HE
0.5	ND	ND	ND	ND
1.0	ND	ND	ND	ND

JC-12

Depth (ft)	4,4'-DDE	4,4'-DDT	Chlordane	HE
0.5	ND	ND	ND	ND
1.0	ND	ND	ND J	ND
3.0	ND J	ND	ND	ND
5.0	ND J	ND J	ND J	ND
7.0	ND J	ND	ND J	ND

JC-20

Depth (ft)	4,4'-DDE	4,4'-DDT	Chlordane	alpha-Chlordane	gamma-Chlordane	HE
0.5	ND J	ND J	**95 J**	**31**	**25**	ND
1.0	ND J	ND J	ND	ND	ND J	ND

JC-18

Depth (ft)	4,4'-DDE	4,4'-DDT	Chlordane	HE
0.5	**28**	ND J	ND J	ND J
1.0	ND	ND	ND J	ND

JC-21

Depth (ft)	4,4'-DDE	4,4'-DDT	Chlordane	HE
0.5	ND J	ND J	ND J	ND
1.0	ND	ND	ND J	ND

JC-11

Depth (ft)	4,4'-DDE	4,4'-DDT	Chlordane	HE
0.5	ND J	ND J	ND J	ND
1.0	ND	ND	ND J	ND

JC-19

Depth (ft)	4,4'-DDE	4,4'-DDT	Chlordane	alpha-Chlordane	gamma-Chlordane	HE
0.5	ND J	ND J	**1000 J**	**350**	**250**	**31**

JC-22

Depth (ft)	4,4'-DDE	4,4'-DDT	Chlordane	HE
0.5	ND J	ND	ND J	ND
1.0	ND	ND	ND J	ND

JC-24

Depth (ft)	4,4'-DDE	4,4'-DDT	Chlordane	HE
0.5	ND J	ND J	ND	ND

JC-25

Depth (ft)	4,4'-DDE	4,4'-DDT	Chlordane	HE
1.0	ND	ND	ND	ND
3.0	ND J	ND	ND	ND

Septic Tank 7
Septic Tank 8
Septic Tank 9
Electrical Transformer

A
B
D
E
F
G

JC-SB-01 JC-SB-02 JC-SB-03 JC-SB-04 JC-SB-05 JC-SB-07 JC-SB-08 JC-SB-09 JC-SB-10 JC-SB-11 JC-SB-12 JC-SB-13 JC-SB-14 JC-SB-15 JC-SB-16 JC-SB-17 JC-SB-18 JC-SB-19 JC-SB-20 JC-SB-21 JC-SB-22 JC-SB-23 JC-SB-24 JC-SB-25 JC-SB-26 JC-SB-27 JC-SB-28 JC-SB-29 JC-SB-30 JC-SB-31 JC-SB-32 JC-SB-33 JC-SB-34 JC-SB-35 JC-SB-36 JC-SB-37 JC-SB-38 JC-SB-39 JC-SB-40 JC-SB-41 JC-SB-42 JC-SB-43 JC-SB-44 JC-SB-45 JC-SB-46 JC-SB-47 JC-SB-48 JC-SB-49 JC-SB-50 JC-SB-51 JC-SB-52 JC-SB-53 JC-SB-54 JC-SB-55 JC-SB-56 JC-SB-57 JC-SB-58 JC-SB-59 JC-SB-60 JC-SB-61 JC-SB-62 JC-SB86

JC-PG1 JC-PG2 JC-PG3 JC-PG4 JC-PG5 JC-PG7 JC-PG8

JC-10N JC-10 JC-10E JC-12N JC-12 JC-12S JC-12E JC-13 JC-14 JC-15 JC-16 JC-17 JC-18 JC-19 JC-20NN JC-20N JC-20 JC-20SE JC-20SW JC-21 JC-22 JC-23 JC-24N JC-24W JC-24 JC-24S JC-25 JC-26

Figure 4a

Leighton

DETECTED CONCENTRATIONS OF OCPS IN SOILS
LEIGHTON INVESTIGATION 2020
30237 Morning View Drive
Malibu, California

Project: 11382.018	Eng/Geol: GAT/JAR
Scale: 1 " = 60 feet	Date: December 2020
Base Map: ESRI ArcGIS Online 2020 Thematic Information: Leighton	Author: Leighton Geomatics (btran)

N
0 30 60
Feet

Esri, HERE, Garmin, (c) OpenStreetMap contributors, © 2020 Microsoft Corporation © 2020 Maxar ©CNES (2020) Distribution Airbus DS

Map Saved as V:\Drafting\11382\018\Maps\11382-018_F04a_SP_2020-12-29.mxd on 12/15/2020 3:58:05 PM

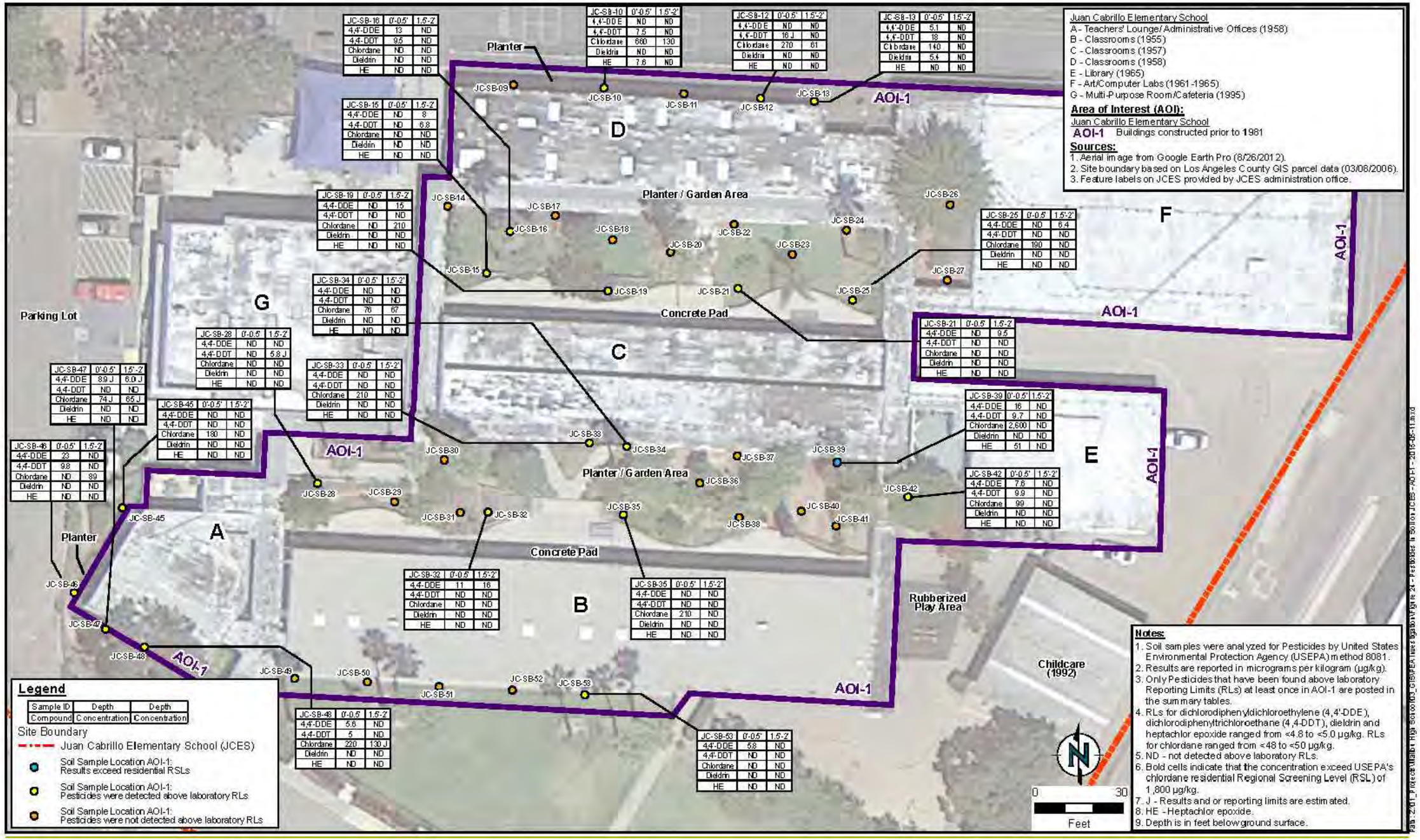

RAMBOLL ENVIRON

DRAFTED BY: SSmith | Date: 5/28/2015

DRAFT

Pesticides in Soil at JCES - AOI-1

30237 Morning View Drive, Malibu, California

Figure 24

PROJECT: 04-33980J

PREVIOUS SITE INVESTIGATION RESULTS - OCPs
30237 Morning View Drive
Malibu, California

Figure 2b

Proj: 11382.018 | Eng/Geol: GAT/JAR

Scale: As Shown | Date: November 2020

Drafted By: BQT | Checked By: BQT

Leighton

ESHA

Fence

JC-SB-04

JC-SB-05

AOI-4

Playground / Grassy Area

JC-SB-01

Rubberized Play Area

JC-SB-06

JC-SB-07

AOI-4

JC-SB-08

Playground / Sandy Area

JC-SB-02

Playground / Sandy Area

AOI-4

Playground / Grassy Area

JC-SB-03

JC-SB-8	0.5'-1'
4,4'-DDE	93
4,4'-DDT	10

D

F

Parking Lot

G

Concrete Pad

C

E

Concrete Pad

A

B

Rubberized Play Area

Childcare (1992)

JC-SB-54

AOI-4

Playground / Grassy Area

Playground / Sandy Area

JC-SB-57

AOI-4

Drop Off

JC-SB-56

JC-SB-55

Rubberized Play Area

AOI-4

Playground / Sandy Area

Parking Lot

Morning View Drive

Legend

Sample ID	Depth	Depth
Compound	Concentration	Concentration

Site Boundary

Juan Cabrillo Elementary School (JCES)

Soil Sample Location AOI-4: Pesticides were detected above laboratory RLs

Soil Sample Location AOI-4: Pesticides were not detected above laboratory RLs

Notes:

1. Soil samples were analyzed for Pesticides by United States Environmental Protection Agency (USEPA) method 8081.
2. Results are reported in micrograms per kilogram (µg/kg).
3. Only Pesticides that have been found above laboratory Reporting Limits (RLs) at least once in AOI-4 are posted in the summary table.
4. RLs for 4,4'-Dichlorodiphenyldichloroethylene (4,4'-DDE) and 4,4'-Dichlorodiphenyltrichloroethane (4,4'-DDT) ranged from <4.9 to <9.9 µg/kg.
5. Depth is in feet below ground surface.
6. ESHA – Endangered Species Habitat Area.

Juan Cabrillo Elementary School

A - Teachers' Lounge/ Administrative Offices (1958)
B - Classrooms (1955)
C - Classrooms (1957)
D - Classrooms (1958)
E - Library (1965)
F - Art/Computer Labs (1961-1965)
G - Multi-Purpose Room/Cafeteria (1995)

Area of Interest (AOI):

Juan Cabrillo Elementary School

AOI-4 Grassy and Sandy Playgrounds

Sources:

1. Aerial image from Google Earth Pro (8/26/2012).
2. Site boundary based on Los Angeles County GIS parcel data (03/08/2006).
3. Feature labels on JCES provided by JCES administration office.

0 60

Feet

RAMBOLL ENVIRON

DRAFTED BY: SShin

Date: 5/28/2015

DRAFT

Pesticides in Soil at JCES - AOI-4

30237 Morning View Drive, Malibu, California

Figure 30

PROJECT: 04-28280

PREVIOUS SITE INVESTIGATION RESULTS - OCPs

30237 Morning View Drive
Malibu, California

Figure 1c

Proj: 11382.018	Eng/Geol: GAT/JAR
Scale: As Shown	Date: November 2020

Drafted By: BQT | Checked By: BQT | V:\DRAFTING\11382\018\CAD\2020-11-13\11382-018.F04BC 2020-11-16.DWG (11-16-20 11:41:35AM) Plotted by: btran

Leighton

Legend

- Soil Sample Location (Leighton, 2020) With Detected Concentrations Above Residential RSLs
- Soil Sample Location (Leighton, 2020)
- Soil Sampling Location: Results ranged from ND to < 2020 residential RSLs (Ramboll, 2015)
- Soil Sampling Location: Results Exceed 2020 residential RSLs (Ramboll, 2015)
- Juan Cabrillo Elementary School (JCES)

1000 = Concentration exceeds one or more regulatory screening criteria
<3.0 = Not detected above laboratory reporting limit as shown
-- = Not Analyzed or Not Applicable
Notes:
Depth is measured in feet below existing ground surface
All laboratory results are reported in miligrams per kilogram (mg/kg)

JC-10		
Depth (ft)	Arsenic	Lead
0.5	3.9	4.8
1.0	3.4	5.2
3.0	--	5.0

JC-9		
Depth (ft)	Arsenic	Lead
0.5	2.4	--
1.0	2.9	--

JC-PG1		
Depth (ft)	Arsenic	Lead
1.0	2.9	2.9
3.0	3.4	3.0
5.0	8.6	3.2

JC-PG2		
Depth (ft)	Arsenic	Lead
1.0	3.0	3.0
3.0	3.1	3.6
5.0	3.5	2.8

JC-PG3		
Depth (ft)	Arsenic	Lead
1.0	4.0	3.7
3.0	3.9	2.8
5.0	3.5	2.6

JC-PG5		
Depth (ft)	Arsenic	Lead
1.0	4.2	2.8
3.0	3.2	2.4
5.0	4.0	2.7

JC-PG6		
Depth (ft)	Arsenic	Lead
1.0	2.9	2.9
3.0	3.4	3.0
5.0	8.6	3.2

JC-23		
Depth (ft)	Arsenic	Lead
0.5	4.0	5.4
1.0	4.5	5.5

JC-PG4		
Depth (ft)	Arsenic	Lead
1.0	4.0	3.2
3.0	3.2	2.3
5.0	3.7	2.6

JC-PG8		
Depth (ft)	Arsenic	Lead
1.0	3.6	2.9
3.0	2.9	2.7
5.0	3.3	3.3

JC-PG7		
Depth (ft)	Arsenic	Lead
1.0	4.5	3.1
3.0	3.8	3.2
5.0	3.1	2.9

JC-14		
Depth (ft)	Arsenic	Lead
0.5	3.7	4.8
1.0	3.6	5.0

JC-17		
Depth (ft)	Arsenic	Lead
0.5	2.8	4.0
1.0	2.7	5.0

JC-12N		
Depth (ft)	Arsenic	Lead
7.0	--	4.3
10.0	--	4.3
15.0	--	4.7

JC-16		
Depth (ft)	Arsenic	Lead
0.5	4.3	5.5
1.0	2.4	4.0

JC-12		
Depth (ft)	Arsenic	Lead
0.5	2.7	13
1.0	2.0	13
5.0	1.9 J	8.0
7.0	4.1	1,000

JC-13		
Depth (ft)	Arsenic	Lead
0.5	3.0	9.1
1.0	3.4	5.4

JC-12S		
Depth (ft)	Arsenic	Lead
7.0	--	4
10.0	--	3.8
15.0	--	5.3

JC-12E		
Depth (ft)	Arsenic	Lead
7.0	--	4.1
10.0	--	5.1
15.0	--	3.3

JC-15		
Depth (ft)	Arsenic	Lead
0.5	2.7	4.0
1.0	4.8	4.9

JC-18		
Depth (ft)	Arsenic	Lead
0.5	2.9	12
1.0	3.6	4.7

JC-20		
Depth (ft)	Arsenic	Lead
0.5	5.4	13
1.0	4.4	7.3

JC-22		
Depth (ft)	Arsenic	Lead
0.5	1.3	3.2
1.0	2.5	3.7

JC-21		
Depth (ft)	Arsenic	Lead
0.5	8.2	14
1.0	10	11

JC-11		
Depth (ft)	Arsenic	Lead
0.5	10	5.4
1.0	3.4	4.9

JC-24		
Depth (ft)	Arsenic	Lead
0.5	4.7	84
1.0	7.1	2.5

JC-24W		
Depth (ft)	Arsenic	Lead
0.5	--	84
1.0	--	7.2

JC-24N		
Depth (ft)	Arsenic	Lead
0.5	--	40
1.0	--	16

JC-25		
Depth (ft)	Arsenic	Lead
1.0	2.4	5.2
3.0	3.0	5.2
5.0	<3.0	4.9

JC-24S		
Depth (ft)	Arsenic	Lead
0.5	--	4.6
1.0	--	4.3

Figure 5a

DETECTED CONCENTRATIONS OF LEAD AND ARSENIC IN SOILS LEIGHTON INVESTIGATION 2020
30237 Morning View Drive
Malibu, California

Project: 11382.018	Eng/Geol: GAT/JAR
Scale: 1 " = 60 feet	Date: December 2020
Base Map: ESRI ArcGIS Online 2020 Thematic Information: Leighton	Author: Leighton Geomatics (btran)

N
0 30 60
Feet

Leighton

Map Saved as V:\Drafting\11382\018\Maps\11382-018_F05a_SP_2020-12-29.mxd on 12/15/2020 3:59:54 PM

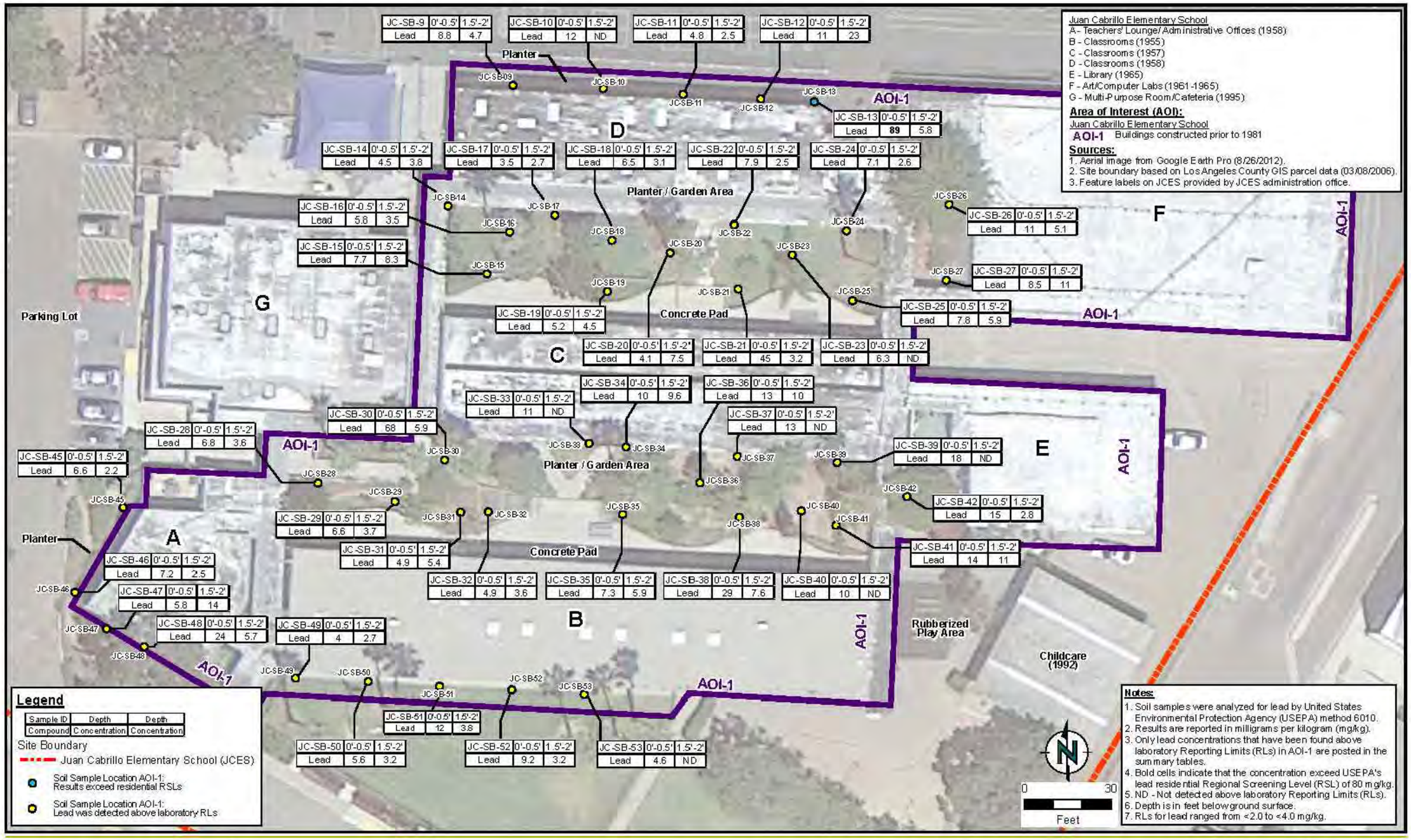

RAMBOLL ENVIRON

DRAFTED BY: SSkh | Date: 5/28/2015

DRAFT

Lead in Soil at JCES - AOI-1

30237 Morning View Drive, Malibu, California

Figure 25

PROJECT: 04-33980

PREVIOUS SITE INVESTIGATION RESULTS - METALS
30237 Morning View Drive
Malibu, California

Figure 1b

Proj: 11382.018	Eng/Geol: GAT/JAR
Scale: As Shown	Date: November 2020

Drafted By: BGT | Checked By: BGT | V:\DRAFTING\11382-018\CAD\2020-11-13\11382-018-FSIB-H-2020-11-16.DWG (11-16-20 11:42:17AM) Plotted by: bbarr

Leighton

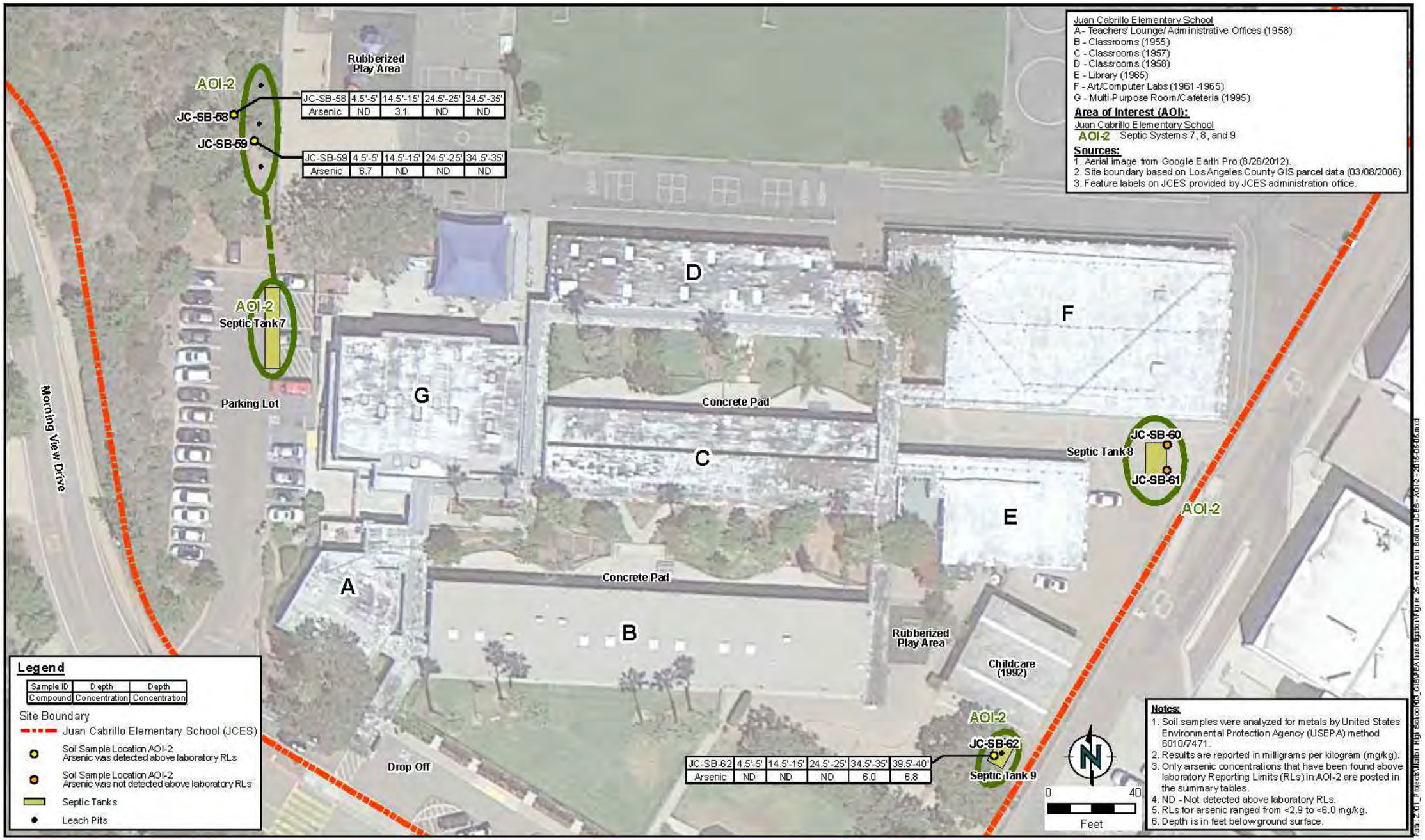

RAMBOLL ENVIRON

DRAFTED BY: SSalb | Date: 5/28/2015

DRAFT

Arsenic in Soil at JCES - AOI-2

30237 Morning View Drive, Malibu, California

Figure 26

PROJECT: 04-33960J

PREVIOUS SITE INVESTIGATION RESULTS - METALS
30237 Morning View Drive
Malibu, California

Figure c

Proj: 11382.018 | Eng/Geol: GAT/JAR

Scale: As Shown | Date: November 2020

Drafted By: BQT | Checked By: BQT

Leighton

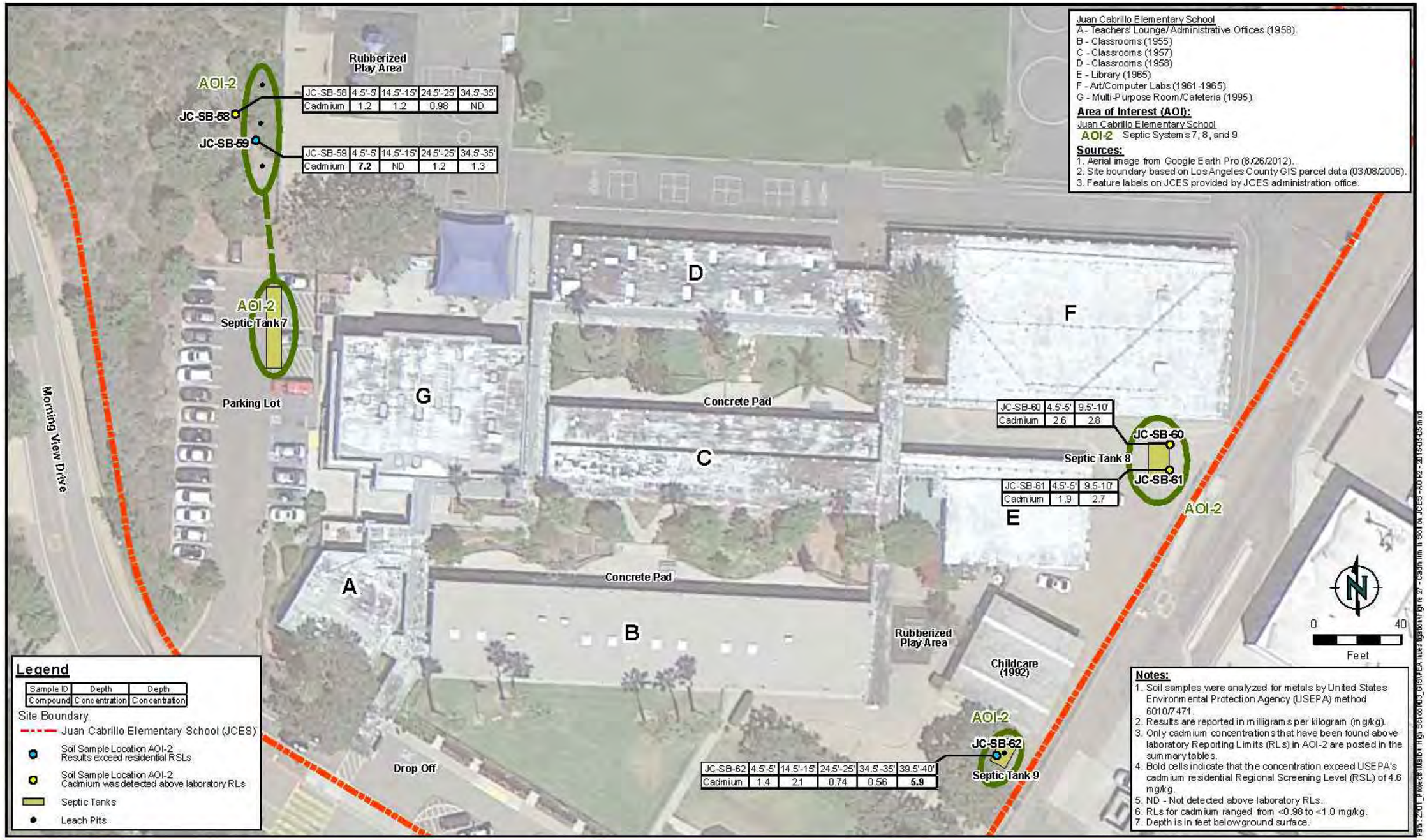

RAMBOLL ENVIRON

DRAFTED BY: SSilla | Date: 5/28/2015

DRAFT

Cadmium in Soil at JCES - AOI-2

30237 Morning View Drive, Malibu, California

Figure 27

PROJECT: 04-33980J

PREVIOUS SITE INVESTIGATION RESULTS - METALS
30237 Morning View Drive
Malibu, California

Figure d

Proj: 11382.018 | Eng/Geol: GAT/JAR

Scale: As Shown | Date: November 2020

Leighton

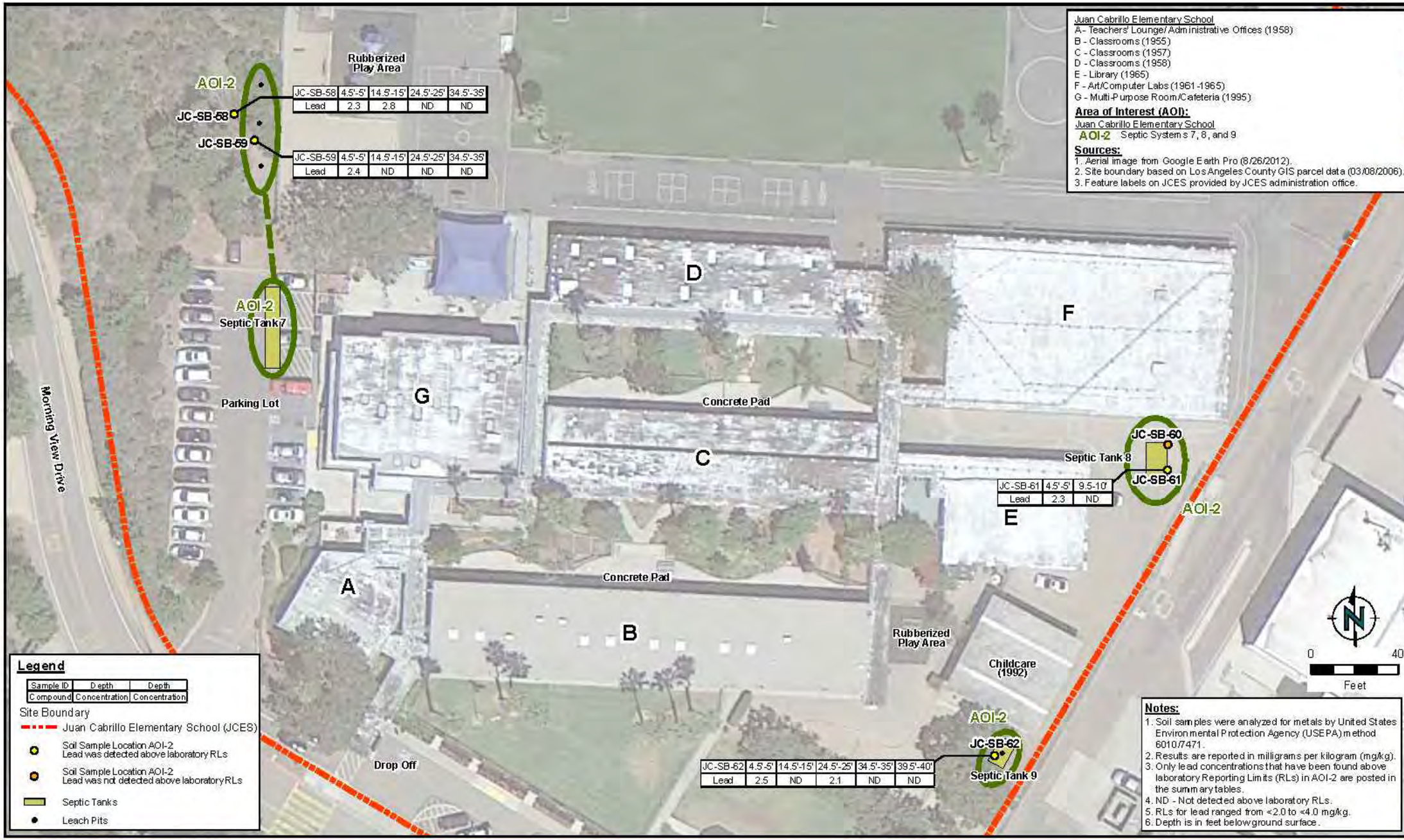

RAMBOLL ENVIRON

DRAFTED BY: SShih | Date: 5/28/2015

DRAFT

Lead in Soil at JCES - AOI-2

30237 Morning View Drive, Malibu, California

Figure 28

PROJECT: 04-33980J

PREVIOUS SITE INVESTIGATION RESULTS - METALS
30237 Morning View Drive
Malibu, California

Proj: 11382.018	Eng/Geol: GAT/JAR
Scale: As Shown	Date: November 2020

Figure e

Leighton

ESHA

Fence

JC-SB-4	0'-0.5'	1.5'-2'
Arsenic	3.1	ND

JC-SB-04

JC-SB-5	0'-0.5'	1.5'-2'
Arsenic	3	ND

JC-SB-05

AOI-4

Playground / Grassy Area

JC-SB-01

Rubberized Play Area

JC-SB-06

JC-SB-07

AOI-4

JC-SB-08

Playground / Sandy Area

JC-SB-6	0'-0.5'	1.5'-2'
Arsenic	3.4	3.2

JC-SB-02

Playground / Sandy Area

AOI-4

Playground / Grassy Area

JC-SB-03

D

F

G

Parking Lot

Concrete Pad

C

E

A

Concrete Pad

B

Rubberized Play Area

Childcare (1992)

JC-SB-54	0'-0.5'	1.5'-2'
Arsenic	3.7	ND

JC-SB-54

AOI-4

Playground / Grassy Area

JC-SB-56	0'-0.5'	1.5'-2'
Arsenic	3.1	ND

Playground / Sandy Area

JC-SB-57

AOI-4

Drop Off

JC-SB-56

JC-SB-55

Rubberized Play Area

AOI-4

Playground / Sandy Area

Parking Lot

Morning View Drive

Legend

Sample ID	Depth	Depth
Compound	Concentration	Concentration

Site Boundary

Juan Cabrillo Elementary School (JCES)

Soil Sample Location AOI-4: Arsenic was detected above laboratory RLs

Soil Sample Location AOI-4: Arsenic was not detected above laboratory RLs

Notes:

1. Soil samples were analyzed for metals by United States Environmental Protection Agency (USEPA) method 6010/7471.
2. Results are reported in milligrams per kilogram (mg/kg).
3. Only arsenic concentrations that have been found above laboratory Reporting Limits (RLs) in AOI-4 are posted in the summary tables.
4. ND - Not detected above laboratory Reporting Limits (RLs).
5. RLs for arsenic ranged from <2.9 to <3.0 mg/kg.
6. Depth is in feet below ground surface.
7. ESHA– Endangered Species Habitat Area.

Juan Cabrillo Elementary School

A- Teachers' Lounge/ Administrative Offices (1958)
B - Classrooms (1955)
C - Classrooms (1957)
D - Classrooms (1958)
E - Library (1965)
F - Art/Computer Labs (1961-1965)
G - Multi-Purpose Room/Cafeteria (1995)

Area of Interest (AOI):

Juan Cabrillo Elementary School

AOI-4 Grassy and Sandy Playgrounds

Sources:

1. Aerial image from Google Earth Pro (8/26/2012).
2. Site boundary based on Los Angeles County GIS parcel data (03/08/2006).
3. Feature labels on JCES provided by JCES administration office.

N

0 60

Feet

RAMBOLL ENVIRON

DRAFTED BY: SShin Date: 3/23/2015

DRAFT

Arsenic in Soil at JCES - AOI-4

30237 Morning View Drive, Malibu, California

Figure 31

PROJECT: 04-35581J

PREVIOUS SITE INVESTIGATION RESULTS - METALS

30237 Morning View Drive
Malibu, California

Figure f

Proj: 11382.018	Eng/Geol: GAT/JAR
Scale: As Shown	Date: November 2020

Drafted By: BQT | Checked By: BQT | V:\DRAFTING\11382.018\CAD\2020-11-13\11382-018.F05B-H.2020-11-16.DWG (11-16-20 11:46:51AM) Plotted by: btran

Leighton

ESHA

Fence

JC-SB-4	0'-0.5'	1.5'-2'
Cadmium	3.8	1

JC-SB-04

JC-SB-5	0'-0.5'	1.5'-2
Cadmium	1.4	1.2

JC-SB-05

AOI-4

Playground / Grassy Area

JC-SB-01

Rubberized Play Area

JC-SB-06

JC-SB-6	0'-0.5'	1.5'-2'
Cadmium	3.6	1.8

JC-SB-07

JC-SB-7	0'-0.5'	1.5'-2
Cadmium	2.8	0.95

AOI-4

JC-SB-08

Playground / Sandy Area

JC-SB-02

Playground / Sandy Area

AOI-4

Playground / Grassy Area

JC-SB-03

JC-SB-3	0'-0.5'	1.5'-2'
Cadmium	1.5	1.4

D

F

G

Parking Lot

Concrete Pad

C

E

Concrete Pad

A

B

Rubberized Play Area

Childcare (1992)

JC-SB-54	0'-0.5'	1.5'-2'
Cadmium	4.2	1.1

JC-SB-54

JC-SB-56	0'-0.5'	1.5'-2'
Cadmium	1.3	1.5

Playground / Sandy Area

AOI-4

JC-SB-57

AOI-4

Playground / Grassy Area

Drop Off

JC-SB-56

JC-SB-55

Rubberized Play Area

AOI-4

Playground / Sandy Area

Parking Lot

Morning View Drive

Legend

Sample ID	Depth	Depth
Compound	Concentration	Concentration

Site Boundary

Juan Cabrillo Elementary School (JCES)

Soil Sample Location AOI-4: Cadmium was detected above laboratory RLs

Soil Sample Location AOI-4: Cadmium was not detected above laboratory RLs

Notes:

1. Soil samples were analyzed for metals by United States Environmental Protection Agency (USEPA) method 6010/7471.
2. Results are reported in milligrams per kilogram (mg/kg).
3. Only cadmium concentrations that have been found above laboratory Reporting Limits (RLs) in AOI-4 are posted in the summary tables.
4. Depth is in feet below ground surface.
5. ESHA – Endangered Species Habitat Area.

Juan Cabrillo Elementary School

A - Teachers' Lounge/ Administrative Offices (1958)
B - Classrooms (1955)
C - Classrooms (1957)
D - Classrooms (1958)
E - Library (1965)
F - Art/Computer Labs (1961-1965)
G - Multi-Purpose Room/Cafeteria (1995)

Area of Interest (AOI):

Juan Cabrillo Elementary School

AOI-4 Grassy and Sandy Playgrounds

Sources:

1. Aerial image from Google Earth Pro (8/26/2012).
2. Site boundary based on Los Angeles County GIS parcel data (03/08/2006).
3. Feature labels on JCES provided by JCES administration office.

0 60

Feet

RAMBOLL ENVIRON

DRAFT

Cadmium in Soil at JCES - AOI-4

30237 Morning View Drive, Malibu, California

Figure 32

PREVIOUS SITE INVESTIGATION RESULTS - METALS

30237 Morning View Drive
Malibu, California

Figure g

Proj: 11382.018	Eng/Geol: GAT/JAR
Scale: As Shown	Date: November 2020

Leighton

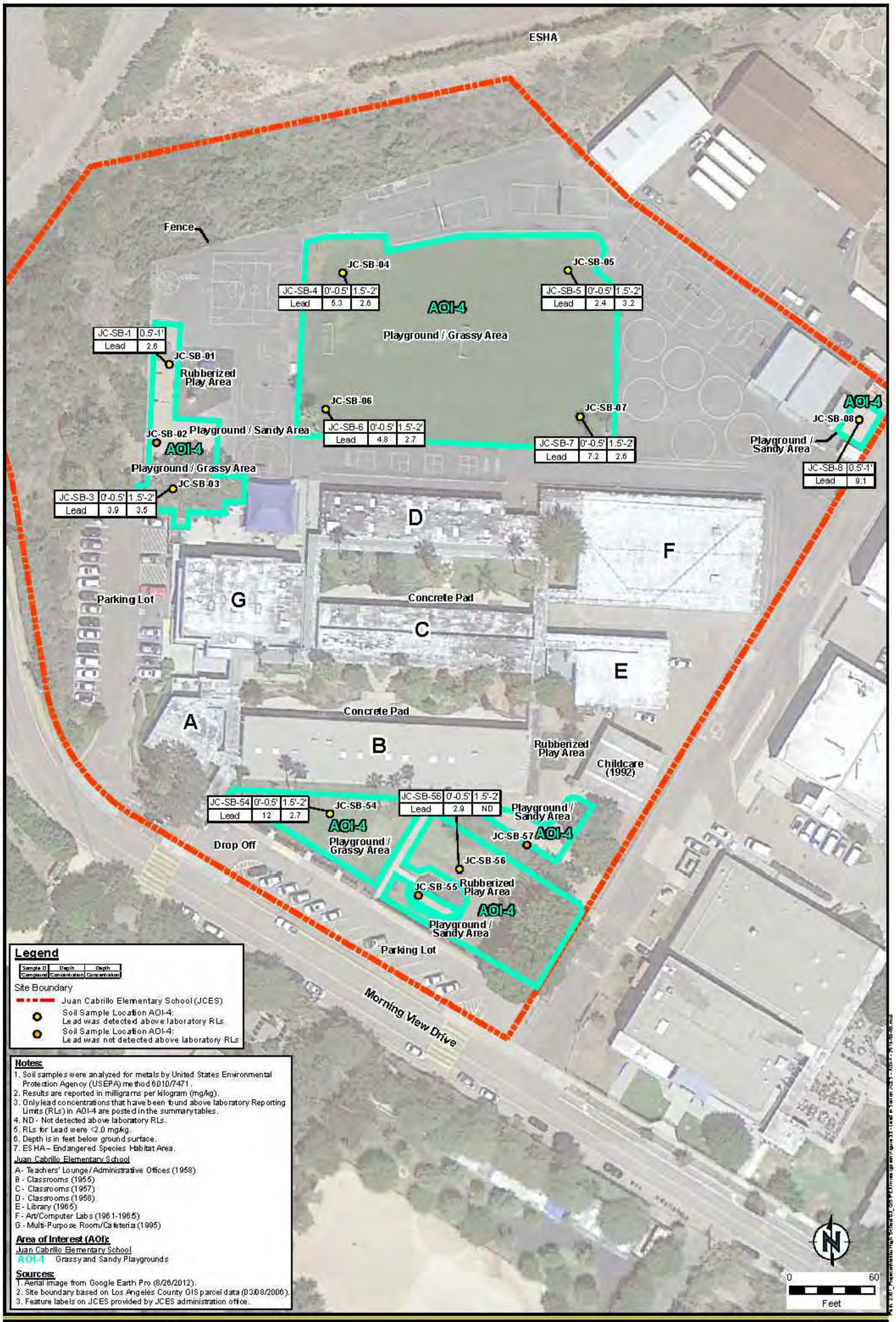

RAMBOLL ENVIRON

DRAFTED BY: SShin | Date: 5/28/2015

DRAFT

Lead in Soil at JCES - AOI-4

30237 Morning View Drive, Malibu, California

Figure 33

PROJECT: 04-28938.0

PREVIOUS SITE INVESTIGATION RESULTS - METALS

30237 Morning View Drive
Malibu, California

Proj: 11382.018	Eng/Geol: GAT/JAR
Scale: As Shown	Date: November 2020

Drafted By: BQT | Checked By: BQT | V:\DRAFTING\11382.018\CAD\2020-11-13\11382-018.FOSB-H 2020-11-16.DWG (11-16-20 11:47:39AM) Plotted by: blain

Figure h

Leighton

Legend

- Soil Sample Location (Leighton, 2020) With Detected Concentrations Above Residential RSLs
- Soil Sample Location (Leighton, 2020)
- Soil Sampling Location: Results ranged from ND to < 2020 residential RSLs (Ramboll, 2015)
- Soil Sampling Location: Results Exceed 2020 residential RSLs (Ramboll, 2015)
- Juan Cabrillo Elementary School (JCES)

ND J = Estimated detection below laboratory reporting limits (See Table 4; Appendix D)
ND = Not Detected
-- = Not Analyzed or Not Applicable
Notes:
Depth is measured in feet below existing ground surface
Laboratory results for TPH are reported in miligrams per kilogram (mg/kg);
laboratory results for Benzene and Toluene are reported in micrograms per kilogram (ug/kg)

JC-10N

Depth (ft)	TPH-GRO	Benzene	Toluene	Ethylbenzene	Xylenes
1.0	ND	ND J	ND	ND J	ND J
3.0	ND	ND J	ND	ND	ND
5.0	ND	**1.1**	ND	ND J	ND J
7.0	ND	**1.6**	ND	ND	ND
10.0	ND	**0.91**	ND J	ND J	ND

JC-10E

Depth (ft)	TPH-GRO	Benzene	Toluene	Ethylbenzene	Xylenes
1.0	ND	**1.3**	ND J	ND	ND
3.0	ND	**1.6**	**1.2**	ND J	ND J
5.0	ND	ND J	**1.5**	ND J	ND J
7.0	ND	**4.1**	**3.4**	ND J	ND
10.0	ND	ND J	ND	ND	ND

JC-10

Depth (ft)	TPH-DRO	TPH-ORO	Benzene	Toluene	Ethylbenzene	Xylenes
3.0	ND	ND	**1.1**	ND	ND	ND
5.0	ND	ND	**1.6**	ND	ND	ND

JC-26

Depth (ft)	TPH-GRO	Benzene	Toluene	Ethylbenzene	Xylenes
1.0	ND	ND J	ND J	ND J	ND
3.0	ND	ND J	ND	ND	ND

JC-23

Depth (ft)	TPH-DRO	TPH-ORO	Benzene	Toluene	Ethylbenzene	Xylenes
0.5	ND	**28**	ND J	ND	ND	ND
1.0	ND	ND	ND J	ND	ND	ND
3.0	ND	ND	ND J	ND	ND	ND

JC-11

Depth (ft)	TPH-DRO	TPH-ORO	Benzene	Toluene	Ethylbenzene	Xylenes
1.0	ND	ND	**0.85**	ND	ND	ND
3.0	ND	ND	ND J	ND	ND	ND
7.0	ND	ND	--	--	--	--

JC-25

Depth (ft)	TPH-DRO	TPH-ORO	Benzene	Toluene	Ethylbenzene	Xylenes
1.0	ND	ND	ND J	**1.4**	ND	ND
3.0	ND	**5.8**	ND	ND	ND	ND
5.0	ND	ND	--	--	--	--
7.0	**8.8**	ND	--	--	--	--

Figure 6

DETECTED CONCENTRATIONS OF TPH AND VOCS IN SOILS LEIGHTON INVESTIGATION 2020
30237 Morning View Drive
Malibu, California

Project: 11382.018	Eng/Geol: GAT/JAR
Scale: 1 " = 60 feet	Date: December 2020
Base Map: ESRI ArcGIS Online 2020 Thematic Information: Leighton	Author: Leighton Geomatics (btran)

N
0 30 60
Feet

Leighton

Map Saved as V:\Drafting\11382\018\Maps\11382-018_F06_SP_2020-12-29.mxd on 12/29/2020 9:46:00 AM

Legend

- Soil Sample Location (Leighton, 2020) With Detected Concentrations Above Residential RSLs
- Soil Sample Location (Leighton, 2020)
- Soil Sampling Location: Results ranged from ND to < 2020 residential RSLs (Ramboll, 2015)
- Soil Sampling Location: Results Exceed 2020 residential RSLs (Ramboll, 2015)
- Juan Cabrillo Elementary School (JCES)

2,600= Concentration exceeds one or more regulatory screening criteria
1000 J= Anomalously high estimated concentration below laboratory reporting limit

Notes:
Depth is measured in feet below existing ground surface.
All detections for constituents of concern from this study are displayed;
only detections above residential RSLs shown for prior study by Ramboll.
Lead concentrations are reported in miligrams per kilogram (mg/kg);
all other laboratory results are reported in micrograms per kilogram (ug/kg)

JC-10N	
Depth (ft)	Benzene
5.0	1.1
7.0	1.6
10.0	0.91

JC-10	
Depth (ft)	Benzene
3.0	1.1
5.0	1.6

JC-10E	
Depth (ft)	Benzene
1.0	1.3
3.0	1.6
7.0	4.1

JC-12	
Depth (ft)	Lead
7.0	1,000

JC-SB-13		
Depth (ft)	Aroclor - 1260	Lead
0-0.5	250	89

JC-19				
Depth (ft)	Chlordane	alpha-Chlordane	gamma-Chlordane	HE
0.5	**1000 J**	**350**	**250**	31

JC-SB-39	
Depth (ft)	Chlordane
0.5	2,600

JC-20NN	
Depth (ft)	Aroclor - 1260
0.5	310

JC-20				
Depth (ft)	Arochlor -1260	Chlordane	alpha-Chlordane	gamma-Chlordane
0.5	84	95 J	31	25

JC-20SE		
Depth (ft)	Aroclor - 1260	Aroclor - 1254
0.5	500	490

JC-11	
Depth (ft)	Benzene
1.0	0.85

JC-24	
Depth (ft)	Lead
0.5	84

JC-24W	
Depth (ft)	Lead
0.5	84

Figure 7

SITE PLAN WITH LEIGHTON & RAMBOLL SAMPLING LOCATION WITH ELEVATED LEVELS OF CONSTITUENTS OF CONCERN
30237 Morning View Drive
Malibu, California

Project: 11382.018	Eng/Geol: GAT/JAR
Scale: 1 " = 60 feet	Date: December 2020
Base Map: ESRI ArcGIS Online 2020 Thematic Information: Leighton	Author: Leighton Geomatics (btran)

N

0 30 60
Feet

Leighton

Map Saved as V:\Drafting\11382\018\Maps\11382-018_F07_SP_2020-12-29.mxd on 12/29/2020 9:37:06 AM

APPENDIX A

REFERENCES

APPENDIX A

References

Leighton Consulting, Inc., Geotechnical Exploration Report, Malibu Middle & High School Campus Plan, Phase I New High School Core Project, Malibu Middle and High School (MMHS), Malibu, Los Angeles County, California, dated October 9, 2020.

Ramboll Environ, Draft Preliminary Environmental Assessment Report – Juan Cabrillo Elementary School and Malibu High School, 30237 and 30215 Morning View Drive, Malibu, California, dated May 29, 2015.

Chernoff G, Bosnan W, Oudiz D, 2008, Determination of a Southern California Regional Background Arsenic Concentration in Soil. https://www.dtsc.ca.gov/upload/Background-Arsenic.pdf.

Department of Toxic Substances Control, Human and Ecological Risk Office, Human Health Risk Assessment Note Number 3, dated June 2020.

San Francisco Bay Regional Water Quality Control Board. 2019. Environmental Screening Levels (revision 2).

United States Environmental Protection Agency, 2020, Region 9 Residential Regional Screening Levels, May 2020.

APPENDIX B

EXCERPTS OF HISTORICAL SOIL & SOIL VAPOR SAMPLING RESULTS FROM RAMBOLL'S JCES INVESTIGATION (2015)

Leighton

DRAFT

Table 3a. AOI-1 PCBs in Soil
Juan Cabrillo Elementary School
30237 Morning View Drive
Malibu, California

Area of Interest (AOI)	Sample ID	Sample Date	Depth (feet bgs)	PCBs in µg/kg						
				Aroclor 1016	Aroclor 1221	Aroclor 1232	Aroclor 1242	Aroclor 1248	Aroclor 1254	Aroclor 1260
Residential DTSC-Modified RSL or USEPA RSL				**4,000**	**150**	**150**	**240**	**240**	**240**	**240**
AOI-1 - Buildings Constructed Prior to 1981	JC-SB-9	7/2/2014	0	< 50	< 50	< 50	< 50	< 50	< 50	< 50
	JC-SB-9	7/2/2014	1.5	< 50	< 50	< 50	< 50	< 50	< 50	< 50
	JC-SB-10	7/2/2014	0	< 50	< 50	< 50	< 50	< 50	< 50	< 50
	JC-SB-10	7/2/2014	1.5	< 50	< 50	< 50	< 50	< 50	< 50	< 50
	JC-SB-11	7/2/2014	0	< 50	< 50	< 50	< 50	< 50	< 50	< 50
	JC-SB-11	7/2/2014	1.5	< 50	< 50	< 50	< 50	< 50	< 50	< 50
	JC-SB-12	7/2/2014	0	< 50	< 50	< 50	< 50	< 50	< 50	< 50
	JC-SB-12	7/2/2014	1.5	< 49	< 49	< 49	< 49	< 49	< 49	< 49
	JC-SB-12	*7/2/2014*	*1.5*	*< 50*	*< 50*	*< 50*	*< 50*	*< 50*	*< 50*	*< 50*
	JC-SB-13	7/2/2014	0	< 50	< 50	< 50	< 50	< 50	< 50	**250**
	JC-SB-13	7/2/2014	1.5	< 50	< 50	< 50	< 50	< 50	< 50	< 50
	JC-SB-14	7/2/2014	0	< 50	< 50	< 50	< 50	< 50	< 50	< 50
	JC-SB-14	7/2/2014	1.5	< 50	< 50	< 50	< 50	< 50	< 50	< 50
	JC-SB-15	7/2/2014	0	< 49	< 49	< 49	< 49	< 49	< 49	< 49
	JC-SB-15	*7/2/2014*	*0*	*< 50*	*< 50*	*< 50*	*< 50*	*< 50*	*< 50*	*< 50*
	JC-SB-15	7/2/2014	1.5	< 49	< 49	< 49	< 49	< 49	< 49	< 49
	JC-SB-16	7/2/2014	0	< 50	< 50	< 50	< 50	< 50	< 50	< 50
	JC-SB-16	7/2/2014	1.5	< 50	< 50	< 50	< 50	< 50	< 50	< 50
	JC-SB-17	7/2/2014	0	< 49	< 49	< 49	< 49	< 49	< 49	< 49
	JC-SB-17	7/2/2014	1.5	< 50	< 50	< 50	< 50	< 50	< 50	< 50
	JC-SB-18	7/2/2014	0	< 50	< 50	< 50	< 50	< 50	< 50	< 50
	JC-SB-18	7/2/2014	1.5	< 50	< 50	< 50	< 50	< 50	< 50	< 50
	JC-SB-19	7/2/2014	0	< 50	< 50	< 50	< 50	< 50	< 50	< 50
	JC-SB-19	7/2/2014	1.5	< 50	< 50	< 50	< 50	< 50	< 50	< 50
	JC-SB-20	7/2/2014	0	< 49	< 49	< 49	< 49	< 49	< 49	< 49
	JC-SB-20	7/2/2014	1.5	< 50	< 50	< 50	< 50	< 50	< 50	< 50
	JC-SB-21	7/2/2014	0	< 50	< 50	< 50	< 50	< 50	< 50	< 50
	JC-SB-21	7/2/2014	1.5	< 50	< 50	< 50	< 50	< 50	< 50	< 50
	JC-SB-22	7/2/2014	0	< 50	< 50	< 50	< 50	< 50	< 50	< 50
	JC-SB-22	7/2/2014	1.5	< 50	< 50	< 50	< 50	< 50	< 50	< 50
	JC-SB-23	7/2/2014	0	< 50	< 50	< 50	< 50	< 50	< 50	< 50
	JC-SB-23	*7/2/2014*	*0*	*< 50*	*< 50*	*< 50*	*< 50*	*< 50*	*< 50*	*< 50*
	JC-SB-23	7/2/2014	1.5	< 50	< 50	< 50	< 50	< 50	< 50	< 50
	JC-SB-24	7/2/2014	0	< 49	< 49	< 49	< 49	< 49	< 49	< 49
	JC-SB-24	7/2/2014	1.5	< 50	< 50	< 50	< 50	< 50	< 50	< 50
	JC-SB-25	7/2/2014	0	< 50	< 50	< 50	< 50	< 50	< 50	< 50
	JC-SB-25	7/2/2014	1.5	< 49	< 49	< 49	< 49	< 49	< 49	< 49
	JC-SB-26	7/2/2014	0	< 50	< 50	< 50	< 50	< 50	< 50	< 50
	JC-SB-26	7/2/2014	1.5	< 49	< 49	< 49	< 49	< 49	< 49	< 49
	JC-SB-27	7/2/2014	0	< 50	< 50	< 50	< 50	< 50	< 50	< 50
	JC-SB-27	7/2/2014	1.5	< 50	< 50	< 50	< 50	< 50	< 50	< 50
	JC-SB-28	7/3/2014	0	< 49	< 49	< 49	< 49	< 49	< 49	< 49
	JC-SB-28	7/3/2014	1.5	< 49	< 49	< 49	< 49	< 49	< 49	< 49
	JC-SB-29	7/3/2014	0	< 50	< 50	< 50	< 50	< 50	< 50	< 50
	JC-SB-29	7/3/2014	1.5	< 50	< 50	< 50	< 50	< 50	< 50	< 50
	JC-SB-30	7/3/2014	0	< 49	< 49	< 49	< 49	< 49	< 49	< 49
	JC-SB-30	7/3/2014	1.5	< 50	< 50	< 50	< 50	< 50	< 50	< 50
	JC-SB-31	7/7/2014	0	< 49	< 49	< 49	< 49	< 49	< 49	< 49
	JC-SB-31	7/7/2014	1.5	< 50	< 50	< 50	< 50	< 50	< 50	< 50
	JC-SB-32	7/7/2014	0	< 49	< 49	< 49	< 49	< 49	< 49	< 49
	JC-SB-32	7/7/2014	1.5	< 50	< 50	< 50	< 50	< 50	< 50	< 50
	JC-SB-32	*7/7/2014*	*1.5*	*< 50*	*< 50*	*< 50*	*< 50*	*< 50*	*< 50*	*< 50*
	JC-SB-33	7/3/2014	0	< 49	< 49	< 49	< 49	< 49	< 49	< 49
	JC-SB-33	7/3/2014	1.5	< 49	< 49	< 49	< 49	< 49	< 49	< 49
	JC-SB-34	7/3/2014	0	< 50	< 50	< 50	< 50	< 50	< 50	< 50
	JC-SB-34	*7/3/2014*	*0*	*< 50*	*< 50*	*< 50*	*< 50*	*< 50*	*< 50*	*< 50*
	JC-SB-34	7/3/2014	1.5	< 50	< 50	< 50	< 50	< 50	< 50	< 50
	JC-SB-35	7/3/2014	0	< 50	< 50	< 50	< 50	< 50	< 50	< 50
	JC-SB-35	7/3/2014	1.5	< 49	< 49	< 49	< 49	< 49	< 49	< 49
	JC-SB-36	7/3/2014	0	< 50	< 50	< 50	< 50	< 50	< 50	< 50
	JC-SB-36	7/3/2014	1.5	< 50	< 50	< 50	< 50	< 50	< 50	< 50
	JC-SB-37	7/3/2014	0	< 50	< 50	< 50	< 50	< 50	< 50	< 50
	JC-SB-37	7/3/2014	1.5	< 50	< 50	< 50	< 50	< 50	< 50	< 50
	JC-SB-38	7/3/2014	0	< 49	< 49	< 49	< 49	< 49	< 49	< 49
	JC-SB-38	7/3/2014	1.5	< 49	< 49	< 49	< 49	< 49	< 49	< 49
	JC-SB-39	7/3/2014	0	< 50	< 50	< 50	< 50	< 50	< 50	< 50
	JC-SB-39	7/3/2014	1.5	< 49	< 49	< 49	< 49	< 49	< 49	< 49

Table 3a. AOI-1 PCBs in Soil
Juan Cabrillo Elementary School
30237 Morning View Drive
Malibu, California

Area of Interest (AOI)	Sample ID	Sample Date	Depth (feet bgs)	PCBs in µg/kg						
				Aroclor 1016	Aroclor 1221	Aroclor 1232	Aroclor 1242	Aroclor 1248	Aroclor 1254	Aroclor 1260
Residential DTSC-Modified RSL or USEPA RSL				**4,000**	**150**	**150**	**240**	**240**	**240**	**240**
AOI-1 - Buildings Constructed Prior to 1981	JC-SB-40	7/3/2014	0	< 50	< 50	< 50	< 50	< 50	< 50	< 50
	JC-SB-40	7/3/2014	1.5	< 49	< 49	< 49	< 49	< 49	< 49	< 49
	JC-SB-41	7/2/2014	0	< 50	< 50	< 50	< 50	< 50	< 50	< 50
	JC-SB-41	7/2/2014	1.5	< 50	< 50	< 50	< 50	< 50	< 50	< 50
	JC-SB-42	7/7/2014	0	< 140	< 140	< 140	< 140	< 140	< 140	< 140
	JC-SB-42	7/7/2014	1.5	< 49	< 49	< 49	< 49	< 49	< 49	< 49
	JC-SB-45	7/3/2014	0	< 49	< 49	< 49	< 49	< 49	< 49	< 49
	JC-SB-45	7/3/2014	1.5	< 49	< 49	< 49	< 49	< 49	< 49	< 49
	JC-SB-46	7/3/2014	0	< 49	< 49	< 49	< 49	< 49	< 49	< 49
	JC-SB-46	7/3/2014	1.5	< 50	< 50	< 50	< 50	< 50	< 50	< 50
	JC-SB-46	*7/3/2014*	*1.5*	*< 50*	*< 50*	*< 50*	*< 50*	*< 50*	*< 50*	*< 50*
	JC-SB-47	7/3/2014	0	< 50	< 50	< 50	< 50	< 50	< 50	< 50
	JC-SB-47	7/3/2014	1.5	< 49	< 49	< 49	< 49	< 49	< 49	< 49
	JC-SB-48	7/3/2014	0	< 50	< 50	< 50	< 50	< 50	< 50	< 50
	JC-SB-48	7/3/2014	1.5	< 49	< 49	< 49	< 49	< 49	< 49	< 49
	JC-SB-49	7/3/2014	0	< 49	< 49	< 49	< 49	< 49	< 49	< 49
	JC-SB-49	7/3/2014	1.5	< 49	< 49	< 49	< 49	< 49	< 49	< 49
	JC-SB-49	7/3/2014	1.5	< 49	< 49	< 49	< 49	< 49	< 49	< 49
	JC-SB-50	7/3/2014	0	< 49	< 49	< 49	< 49	< 49	< 49	< 49
	JC-SB-50	7/3/2014	1.5	< 49	< 49	< 49	< 49	< 49	< 49	< 49
	JC-SB-51	7/3/2014	0	< 49	< 49	< 49	< 49	< 49	< 49	< 49
	JC-SB-51	7/3/2014	1.5	< 49	< 49	< 49	< 49	< 49	< 49	< 49
	JC-SB-52	7/3/2014	0	< 48	< 48	< 48	< 48	< 48	< 48	< 48
	JC-SB-52	*7/3/2014*	1.5	< 50	< 50	< 50	< 50	< 50	< 50	< 50
	JC-SB-52	7/3/2014	*1.5*	*< 50*	*< 50*	*< 50*	*< 50*	*< 50*	*< 50*	*< 50*
	JC-SB-53	7/3/2014	0	< 50	< 50	< 50	< 50	< 50	< 50	< 50
	JC-SB-53	7/3/2014	1.5	< 49	< 49	< 49	< 49	< 49	< 49	< 49

Notes:
Bolded values exceed the Residential DTSC-Modified RSL or USEPA RSL
µg/kg - micrograms per kilogram
Field duplicates are shown in italics
PCBs by USEPA Method 8082A
PCBs - Polychlorinated biphenyls
DTSC - Department of Toxic Substances Control
USEPA - United States Environmental Protection Agency
RSLs - Regional Screening Levels
bgs - below ground surface

Table 3b. AOI-1 Organochlorine Pesticides in Soil
Juan Cabrillo Elementary School
30237 Morning View Drive
Malibu, California

DRAFT

Area of Interest (AOI)	Sample ID	Sample Date	Depth (feet bgs)	Pesticides (Organochlorine) in µg/kg																		
				4,4'-DDD	4,4'-DDE	4,4'-DDT	Aldrin	alpha-BHC	beta-BHC	Chlordane (total)	delta-BHC	Dieldrin	Endosulfan I	Endosulfan II	Endosulfan sulfate	Endrin	Endrin aldehyde	Endrin ketone	gamma-BHC	Heptachlor	Heptachlor epoxide	Methoxy-chlor	Toxa-phene
Residential DTSC-Modified RSL or USEPA RSL				2,200	1,600	1,900	31	85	300	1,800	NA	33	370,000	370,000	370,000	18,000	18,000	18,000	560	120	59	310,000	480
AOI-1 Buildings Constructed Prior to 1981	JC-SB-9	7/2/2014	0	< 5.0	< 5.0	< 5.0	< 5.0	< 5.0	< 5.0	< 50	< 9.9	< 5.0	< 5.0	< 5.0	< 9.9	< 5.0	< 5.0	< 5.0	< 5.0	< 5.0	< 5.0	< 5.0	< 200
	JC-SB-9	7/2/2014	1.5	< 5.0	< 5.0	< 5.0	< 5.0	< 5.0	< 5.0	< 50	< 10	< 5.0	< 5.0	< 5.0	< 10	< 5.0	< 5.0	< 5.0	< 5.0	< 5.0	< 5.0	< 5.0	< 200
	JC-SB-10	7/2/2014	0	< 5.0	< 5.0	7.5	< 5.0	< 5.0	< 5.0	660	< 10	< 5.0	< 5.0	< 5.0	< 10	< 5.0	< 5.0	< 5.0	< 5.0	< 5.0	7.6	< 5.0	< 200
	JC-SB-10	7/2/2014	1.5	< 5.0	< 5.0	< 5.0	< 5.0	< 5.0	< 5.0	130	< 10	< 5.0	< 5.0	< 5.0	< 10	< 5.0	< 5.0	< 5.0	< 5.0	< 5.0	< 5.0	< 5.0	< 200
	JC-SB-11	7/2/2014	0	< 5.0	< 5.0	< 5.0	< 5.0	< 5.0	< 5.0	< 50	< 10	< 5.0	< 5.0	< 5.0	< 10	< 5.0	< 5.0	< 5.0	< 5.0	< 5.0	< 5.0	< 5.0	< 200
	JC-SB-11	7/2/2014	1.5	< 5.0	< 5.0	< 5.0	< 5.0	< 5.0	< 5.0	< 50	< 9.9	< 5.0	< 5.0	< 5.0	< 9.9	< 5.0	< 5.0	< 5.0	< 5.0	< 5.0	< 5.0	< 5.0	< 200
	JC-SB-12	7/2/2014	0	< 5.0	< 5.0	16 J	< 5.0	< 5.0	< 5.0	270	< 10	< 5.0	< 5.0	< 5.0	< 10	< 5.0	< 5.0	< 5.0	< 5.0	< 5.0	< 5.0	< 5.0	< 200
	JC-SB-12	7/2/2014	1.5	< 4.9	< 4.9	< 4.9	< 4.9	< 4.9	< 4.9	61	< 9.9	< 4.9	< 4.9	< 4.9	< 9.9	< 4.9	< 4.9	< 4.9	< 4.9	< 4.9	< 4.9	< 4.9	< 200
	JC-SB-12	*7/2/2014*	*1.5*	*< 5.0*	*< 5.0*	*< 5.0*	*< 5.0*	*< 5.0*	*< 5.0*	*< 50*	*< 10*	*< 5.0*	*< 5.0*	*< 5.0*	*< 10*	*< 5.0*	*< 5.0*	*< 5.0*	*< 5.0*	*< 5.0*	*< 5.0*	*< 5.0*	*< 200*
	JC-SB-13	7/2/2014	0	< 5.0	5.1	18	< 5.0	< 5.0	< 5.0	140	< 9.9	5.4	< 5.0	< 5.0	< 9.9	< 5.0	< 5.0	< 5.0	< 5.0	< 5.0	< 5.0	< 5.0	< 200
	JC-SB-13	7/2/2014	1.5	< 5.0	< 5.0	< 5.0	< 5.0	< 5.0	< 5.0	< 50	< 10	< 5.0	< 5.0	< 5.0	< 10	< 5.0	< 5.0	< 5.0	< 5.0	< 5.0	< 5.0	< 5.0	< 200
	JC-SB-14	7/2/2014	0	< 5.0	< 5.0	< 5.0	< 5.0	< 5.0	< 5.0	< 50	< 9.9	< 5.0	< 5.0	< 5.0	< 9.9	< 5.0	< 5.0	< 5.0	< 5.0	< 5.0	< 5.0	< 5.0	< 200
	JC-SB-14	7/2/2014	1.5	< 5.0	< 5.0	< 5.0	< 5.0	< 5.0	< 5.0	< 50	< 10	< 5.0	< 5.0	< 5.0	< 10	< 5.0	< 5.0	< 5.0	< 5.0	< 5.0	< 5.0	< 5.0	< 200
	JC-SB-15	7/2/2014	0	< 4.9	< 4.9	< 4.9	< 4.9	< 4.9	< 4.9	< 49	< 9.8	< 4.9	< 4.9	< 4.9	< 9.8	< 4.9	< 4.9	< 4.9	< 4.9	< 4.9	< 4.9	< 4.9	< 200
	JC-SB-15	*7/2/2014*	*0*	*< 4.9*	*< 4.9*	*< 4.9*	*< 4.9*	*< 4.9*	*< 4.9*	*< 49*	*< 9.8*	*< 4.9*	*< 4.9*	*< 4.9*	*< 9.8*	*< 4.9*	*< 4.9*	*< 4.9*	*< 4.9*	*< 4.9*	*< 4.9*	*< 4.9*	*< 200*
	JC-SB-15	7/2/2014	1.5	< 5.0	8.0	6.8	< 5.0	< 5.0	< 5.0	< 50	< 9.9	< 5.0	< 5.0	< 5.0	< 9.9	< 5.0	< 5.0	< 5.0	< 5.0	< 5.0	< 5.0	< 5.0	< 200
	JC-SB-16	7/2/2014	0	< 5.0	13	9.5	< 5.0	< 5.0	< 5.0	< 50	< 10	< 5.0	< 5.0	< 5.0	< 10	< 5.0	< 5.0	< 5.0	< 5.0	< 5.0	< 5.0	< 5.0	< 200
	JC-SB-16	7/2/2014	1.5	< 5.0	< 5.0	< 5.0	< 5.0	< 5.0	< 5.0	< 50	< 9.9	< 5.0	< 5.0	< 5.0	< 9.9	< 5.0	< 5.0	< 5.0	< 5.0	< 5.0	< 5.0	< 5.0	< 200
	JC-SB-17	7/2/2014	0	< 4.9	< 4.9	< 4.9	< 4.9	< 4.9	< 4.9	< 49	< 9.8	< 4.9	< 4.9	< 4.9	< 9.8	< 4.9	< 4.9	< 4.9	< 4.9	< 4.9	< 4.9	< 4.9	< 200
	JC-SB-17	7/2/2014	1.5	< 5.0	< 5.0	< 5.0	< 5.0	< 5.0	< 5.0	< 50	< 9.9	< 5.0	< 5.0	< 5.0	< 9.9	< 5.0	< 5.0	< 5.0	< 5.0	< 5.0	< 5.0	< 5.0	< 200
	JC-SB-18	7/2/2014	0	< 5.0	< 5.0	< 5.0	< 5.0	< 5.0	< 5.0	< 50	< 9.9	< 5.0	< 5.0	< 5.0	< 9.9	< 5.0	< 5.0	< 5.0	< 5.0	< 5.0	< 5.0	< 5.0	< 200
	JC-SB-18	7/2/2014	1.5	< 5.0	< 5.0	< 5.0	< 5.0	< 5.0	< 5.0	< 50	< 10	< 5.0	< 5.0	< 5.0	< 10	< 5.0	< 5.0	< 5.0	< 5.0	< 5.0	< 5.0	< 5.0	< 200
	JC-SB-19	7/2/2014	0	< 5.0	< 5.0	< 5.0	< 5.0	< 5.0	< 5.0	< 50	< 9.9	< 5.0	< 5.0	< 5.0	< 9.9	< 5.0	< 5.0	< 5.0	< 5.0	< 5.0	< 5.0	< 5.0	< 200
	JC-SB-19	7/2/2014	1.5	< 5.0	15	< 5.0	< 5.0	< 5.0	< 5.0	210	< 10	< 5.0	< 5.0	< 5.0	< 10	< 5.0	< 5.0	< 5.0	< 5.0	< 5.0	< 5.0	< 5.0	< 200
	JC-SB-20	7/2/2014	0	< 4.9	< 4.9	< 4.9	< 4.9	< 4.9	< 4.9	< 49	< 9.9	< 4.9	< 4.9	< 4.9	< 9.9	< 4.9	< 4.9	< 4.9	< 4.9	< 4.9	< 4.9	< 4.9	< 200
	JC-SB-20	7/2/2014	1.5	< 5.0	< 5.0	< 5.0	< 5.0	< 5.0	< 5.0	< 50	< 10	< 5.0	< 5.0	< 5.0	< 10	< 5.0	< 5.0	< 5.0	< 5.0	< 5.0	< 5.0	< 5.0	< 200
	JC-SB-21	7/2/2014	0	< 5.0	< 5.0	< 5.0	< 5.0	< 5.0	< 5.0	< 50	< 10	< 5.0	< 5.0	< 5.0	< 10	< 5.0	< 5.0	< 5.0	< 5.0	< 5.0	< 5.0	< 5.0	< 200
	JC-SB-21	7/2/2014	1.5	< 5.0	9.5	< 5.0	< 5.0	< 5.0	< 5.0	< 50	< 10	< 5.0	< 5.0	< 5.0	< 10	< 5.0	< 5.0	< 5.0	< 5.0	< 5.0	< 5.0	< 5.0	< 200
	JC-SB-22	7/2/2014	0	< 5.0	< 5.0	< 5.0	< 5.0	< 5.0	< 5.0	< 50	< 10	< 5.0	< 5.0	< 5.0	< 10	< 5.0	< 5.0	< 5.0	< 5.0	< 5.0	< 5.0	< 5.0	< 200
	JC-SB-22	7/2/2014	1.5	< 5.0	< 5.0	< 5.0	< 5.0	< 5.0	< 5.0	< 50	< 10	< 5.0	< 5.0	< 5.0	< 10	< 5.0	< 5.0	< 5.0	< 5.0	< 5.0	< 5.0	< 5.0	< 200
	JC-SB-23	7/2/2014	0	*< 5.0*	*< 5.0*	*< 5.0*	*< 5.0*	*< 5.0*	*< 5.0*	*< 50*	*< 10*	*< 5.0*	*< 5.0*	*< 5.0*	*< 10*	*< 5.0*	*< 5.0*	*< 5.0*	*< 5.0*	*< 5.0*	*< 5.0*	*< 5.0*	*< 200*
	JC-SB-23	*7/2/2014*	*0*	*< 5.0*	*< 5.0*	*< 5.0*	*< 5.0*	*< 5.0*	*< 5.0*	*< 50*	*< 10*	*< 5.0*	*< 5.0*	*< 5.0*	*< 10*	*< 5.0*	*< 5.0*	*< 5.0*	*< 5.0*	*< 5.0*	*< 5.0*	*< 5.0*	*< 200*
	JC-SB-23	7/2/2014	1.5	< 5.0	< 5.0	< 5.0	< 5.0	< 5.0	< 5.0	< 50	< 10	< 5.0	< 5.0	< 5.0	< 10	< 5.0	< 5.0	< 5.0	< 5.0	< 5.0	< 5.0	< 5.0	< 200
	JC-SB-24	7/2/2014	0	< 4.9	< 4.9	< 4.9	< 4.9	< 4.9	< 4.9	< 49	< 9.9	< 4.9	< 4.9	< 4.9	< 9.9	< 4.9	< 4.9	< 4.9	< 4.9	< 4.9	< 4.9	< 4.9	< 200
	JC-SB-24	7/2/2014	1.5	< 5.0	< 5.0	< 5.0	< 5.0	< 5.0	< 5.0	< 50	< 10	< 5.0	< 5.0	< 5.0	< 10	< 5.0	< 5.0	< 5.0	< 5.0	< 5.0	< 5.0	< 5.0	< 200
	JC-SB-25	7/2/2014	0	< 5.0	< 5.0	< 5.0	< 5.0	< 5.0	< 5.0	190	< 9.9	< 5.0	< 5.0	< 5.0	< 9.9	< 5.0	< 5.0	< 5.0	< 5.0	< 5.0	< 5.0	< 5.0	< 200
	JC-SB-25	7/2/2014	1.5	< 4.9	6.4	< 4.9	< 4.9	< 4.9	< 4.9	< 49	< 9.9	< 4.9	< 4.9	< 4.9	< 9.9	< 4.9	< 4.9	< 4.9	< 4.9	< 4.9	< 4.9	< 4.9	< 200
	JC-SB-26	7/2/2014	0	< 5.0	< 5.0	< 5.0	< 5.0	< 5.0	< 5.0	< 50	< 9.9	< 5.0	< 5.0	< 5.0	< 9.9	< 5.0	< 5.0	< 5.0	< 5.0	< 5.0	< 5.0	< 5.0	< 200
	JC-SB-26	7/2/2014	1.5	< 4.9	6.2	< 4.9	< 4.9	< 4.9	< 4.9	< 49	< 9.9	< 4.9	< 4.9	< 4.9	< 9.9	< 4.9	< 4.9	< 4.9	< 4.9	< 4.9	< 4.9	< 4.9	< 200
	JC-SB-27	7/2/2014	0	< 5.0	< 5.0	< 5.0	< 5.0	< 5.0	< 5.0	< 50	< 9.9	< 5.0	< 5.0	< 5.0	< 9.9	< 5.0	< 5.0	< 5.0	< 5.0	< 5.0	< 5.0	< 5.0	< 200
	JC-SB-27	7/2/2014	1.5	< 5.0	< 5.0	< 5.0	< 5.0	< 5.0	< 5.0	< 50	< 9.9	< 5.0	< 5.0	< 5.0	< 9.9	< 5.0	< 5.0	< 5.0	< 5.0	< 5.0	< 5.0	< 5.0	< 200

RAMBOLL ENVIRON

Table 3b. AOI-1 Organochlorine Pesticides in Soil
Juan Cabrillo Elementary School
30237 Morning View Drive
Malibu, California

Area of Interest (AOI)	Sample ID	Sample Date	Depth (feet bgs)	Pesticides (Organochlorine) in µg/kg																		
				4,4'-DDD	4,4'-DDE	4,4'-DDT	Aldrin	alpha-BHC	beta-BHC	Chlordane (total)	delta-BHC	Dieldrin	Endosulfan I	Endosulfan II	Endosulfan sulfate	Endrin	Endrin aldehyde	Endrin ketone	gamma-BHC	Heptachlor	Heptachlor epoxide	Methoxy-chlor	Toxa-phene
Residential DTSC-Modified RSL or USEPA RSL				2,200	1,600	1,900	31	85	300	1,800	NA	33	370,000	370,000	370,000	18,000	18,000	18,000	560	120	59	310,000	480
AOI-1 Buildings Constructed Prior to 1981	JC-SB-28	7/3/2014	0	< 4.9J	< 4.9J	< 4.9J	< 4.9J	< 4.9J	< 4.9J	< 49J	< 9.9J	< 4.9J	< 4.9J	< 4.9J	< 9.9J	< 4.9J	< 4.9J	< 4.9J	< 4.9J	< 4.9J	< 4.9J	< 4.9J	< 200J
	JC-SB-28	7/3/2014	1.5	< 5.0J	< 5.0J	5.8 J	< 5.0J	< 5.0J	< 5.0J	< 50J	< 10J	< 5.0J	< 5.0J	< 5.0J	< 10J	< 5.0J	< 5.0J	< 5.0J	< 5.0J	< 5.0J	< 5.0J	< 5.0J	< 200J
	JC-SB-29	7/3/2014	0	< 5.0J	< 5.0J	< 5.0J	< 5.0J	< 5.0J	< 5.0J	< 50J	< 9.9J	< 5.0J	< 5.0J	< 5.0J	< 9.9J	< 5.0J	< 5.0J	< 5.0J	< 5.0J	< 5.0J	< 5.0J	< 5.0J	< 200J
	JC-SB-29	7/3/2014	1.5	< 5.0	< 5.0	< 5.0	< 5.0	< 5.0	< 5.0	< 50	< 9.9	< 5.0	< 5.0	< 5.0	< 9.9	< 5.0	< 5.0	< 5.0	< 5.0	< 5.0	< 5.0	< 5.0	< 200
	JC-SB-30	7/3/2014	0	< 4.9J	< 4.9J	< 4.9J	< 4.9J	< 4.9J	< 4.9J	< 49J	< 9.8J	< 4.9J	< 4.9J	< 4.9J	< 9.8J	< 4.9J	< 4.9J	< 4.9J	< 4.9J	< 4.9J	< 4.9J	< 4.9J	< 200J
	JC-SB-30	7/3/2014	1.5	< 5.0	< 5.0	< 5.0	< 5.0	< 5.0	< 5.0	< 50	< 9.9	< 5.0	< 5.0	< 5.0	< 9.9	< 5.0	< 5.0	< 5.0	< 5.0	< 5.0	< 5.0	< 5.0	< 200
	JC-SB-31	7/7/2014	0	< 4.9	< 4.9	< 4.9	< 4.9	< 4.9	< 4.9	< 49	< 9.9	< 4.9	< 4.9	< 4.9	< 9.9	< 4.9	< 4.9	< 4.9	< 4.9	< 4.9	< 4.9	< 4.9	< 200
	JC-SB-31	7/7/2014	1.5	< 5.0	< 5.0	< 5.0	< 5.0	< 5.0	< 5.0	< 50	< 9.9	< 5.0	< 5.0	< 5.0	< 9.9	< 5.0	< 5.0	< 5.0	< 5.0	< 5.0	< 5.0	< 5.0	< 200
	JC-SB-32	7/7/2014	0	< 4.9	11	< 4.9	< 4.9	< 4.9	< 4.9	< 49	< 9.9	< 4.9	< 4.9	< 4.9	< 9.9	< 4.9	< 4.9	< 4.9	< 4.9	< 4.9	< 4.9	< 4.9	< 200
	JC-SB-32	7/7/2014	1.5	< 4.9	< 4.9	< 4.9	< 4.9	< 4.9	< 4.9	< 49	< 9.9	< 4.9	< 4.9	< 4.9	< 9.9	< 4.9	< 4.9	< 4.9	< 4.9	< 4.9	< 4.9	< 4.9	< 200
	JC-SB-32	*7/7/2014*	*1.5*	*< 5.0*	*16*	*< 5.0*	*< 5.0*	*< 5.0*	*< 5.0*	*< 50*	*< 9.9*	*< 5.0*	*< 5.0*	*< 5.0*	*< 9.9*	*< 5.0*	*< 5.0*	*< 5.0*	*< 5.0*	*< 5.0*	*< 5.0*	*< 5.0*	*< 200*
	JC-SB-33	7/3/2014	0	< 4.9	< 4.9	< 4.9	< 4.9	< 4.9	< 4.9	210	< 9.9	< 4.9	< 4.9	< 4.9	< 9.9	< 4.9	< 4.9	< 4.9	< 4.9	< 4.9	< 4.9	< 4.9	< 200
	JC-SB-33	7/3/2014	1.5	< 4.9	< 4.9	< 4.9	< 4.9	< 4.9	< 4.9	< 49	< 9.9	< 4.9	< 4.9	< 4.9	< 9.9	< 4.9	< 4.9	< 4.9	< 4.9	< 4.9	< 4.9	< 4.9	< 200
	JC-SB-34	7/3/2014	0	< 5.0	< 5.0	< 5.0	< 5.0	< 5.0	< 5.0	76	< 9.9	< 5.0	< 5.0	< 5.0	< 9.9	< 5.0	< 5.0	< 5.0	< 5.0	< 5.0	< 5.0	< 5.0	< 200
	JC-SB-34	*7/3/2014*	*0*	*< 5.0*	*< 5.0*	*< 5.0*	*< 5.0*	*< 5.0*	*< 5.0*	*< 50*	*< 10*	*< 5.0*	*< 5.0*	*< 5.0*	*< 10*	*< 5.0*	*< 5.0*	*< 5.0*	*< 5.0*	*< 5.0*	*< 5.0*	*< 5.0*	*< 200*
	JC-SB-34	7/3/2014	1.5	< 5.0	< 5.0	< 5.0	< 5.0	< 5.0	< 5.0	67	< 9.9	< 5.0	< 5.0	< 5.0	< 9.9	< 5.0	< 5.0	< 5.0	< 5.0	< 5.0	< 5.0	< 5.0	< 200
	JC-SB-35	7/3/2014	0	< 5.0	< 5.0	< 5.0	< 5.0	< 5.0	< 5.0	210	< 9.9	< 5.0	< 5.0	< 5.0	< 9.9	< 5.0	< 5.0	< 5.0	< 5.0	< 5.0	< 5.0	< 5.0	< 200
	JC-SB-35	7/3/2014	1.5	< 4.9	< 4.9	< 4.9	< 4.9	< 4.9	< 4.9	< 49	< 9.9	< 4.9	< 4.9	< 4.9	< 9.9	< 4.9	< 4.9	< 4.9	< 4.9	< 4.9	< 4.9	< 4.9	< 200
	JC-SB-36	7/3/2014	0	< 5.0	< 5.0	< 5.0	< 5.0	< 5.0	< 5.0	< 50	< 9.9	< 5.0	< 5.0	< 5.0	< 9.9	< 5.0	< 5.0	< 5.0	< 5.0	< 5.0	< 5.0	< 5.0	< 200
	JC-SB-36	7/3/2014	1.5	< 5.0	< 5.0	< 5.0	< 5.0	< 5.0	< 5.0	< 50	< 9.9	< 5.0	< 5.0	< 5.0	< 9.9	< 5.0	< 5.0	< 5.0	< 5.0	< 5.0	< 5.0	< 5.0	< 200
	JC-SB-37	7/3/2014	0	< 5.0	< 5.0	< 5.0	< 5.0	< 5.0	< 5.0	< 50	< 9.9	< 5.0	< 5.0	< 5.0	< 9.9	< 5.0	< 5.0	< 5.0	< 5.0	< 5.0	< 5.0	< 5.0	< 200
	JC-SB-37	7/3/2014	1.5	< 5.0	< 5.0	< 5.0	< 5.0	< 5.0	< 5.0	< 50	< 9.9	< 5.0	< 5.0	< 5.0	< 9.9	< 5.0	< 5.0	< 5.0	< 5.0	< 5.0	< 5.0	< 5.0	< 200
	JC-SB-38	7/3/2014	0	< 4.9	< 4.9	< 4.9	< 4.9	< 4.9	< 4.9	< 49	< 9.9	< 4.9	< 4.9	< 4.9	< 9.9	< 4.9	< 4.9	< 4.9	< 4.9	< 4.9	< 4.9	< 4.9	< 200
	JC-SB-38	7/3/2014	1.5	< 4.9	< 4.9	< 4.9	< 4.9	< 4.9	< 4.9	< 49	< 9.9	< 4.9	< 4.9	< 4.9	< 9.9	< 4.9	< 4.9	< 4.9	< 4.9	< 4.9	< 4.9	< 4.9	< 200
	JC-SB-39	7/3/2014	0	< 5.0	16	9.7	< 5.0	< 5.0	< 5.0	**2600**	< 9.9	< 5.0	< 5.0	< 5.0	< 9.9	< 5.0	< 5.0	< 5.0	< 5.0	< 5.0	51	< 5.0	< 200
	JC-SB-39	7/3/2014	1.5	< 4.9	< 4.9	< 4.9	< 4.9	< 4.9	< 4.9	< 49	< 9.9	< 4.9	< 4.9	< 4.9	< 9.9	< 4.9	< 4.9	< 4.9	< 4.9	< 4.9	< 4.9	< 4.9	< 200
	JC-SB-40	7/3/2014	0	< 5.0	< 5.0	< 5.0	< 5.0	< 5.0	< 5.0	< 50	< 9.9	< 5.0	< 5.0	< 5.0	< 9.9	< 5.0	< 5.0	< 5.0	< 5.0	< 5.0	< 5.0	< 5.0	< 200
	JC-SB-40	7/3/2014	1.5	< 4.9	< 4.9	< 4.9	< 4.9	< 4.9	< 4.9	< 49	< 9.9	< 4.9	< 4.9	< 4.9	< 9.9	< 4.9	< 4.9	< 4.9	< 4.9	< 4.9	< 4.9	< 4.9	< 200
	JC-SB-41	7/2/2014	0	< 5.0	< 5.0	< 5.0	< 5.0	< 5.0	< 5.0	< 50	< 9.9	< 5.0	< 5.0	< 5.0	< 9.9	< 5.0	< 5.0	< 5.0	< 5.0	< 5.0	< 5.0	< 5.0	< 200
	JC-SB-41	7/2/2014	1.5	< 5.0	< 5.0	< 5.0	< 5.0	< 5.0	< 5.0	< 50	< 9.9	< 5.0	< 5.0	< 5.0	< 9.9	< 5.0	< 5.0	< 5.0	< 5.0	< 5.0	< 5.0	< 5.0	< 200
	JC-SB-42	7/7/2014	0	< 5.0	7.6	9.9	< 5.0	< 5.0	< 5.0	99	< 10	< 5.0	< 5.0	< 5.0	< 10	< 5.0	< 5.0	< 5.0	< 5.0	< 5.0	< 5.0	< 5.0	< 200
	JC-SB-42	7/7/2014	1.5	< 5.0	< 5.0	< 5.0	< 5.0	< 5.0	< 5.0	< 50	< 10	< 5.0	< 5.0	< 5.0	< 10	< 5.0	< 5.0	< 5.0	< 5.0	< 5.0	< 5.0	< 5.0	< 200
	JC-SB-45	7/3/2014	0	< 4.9	< 4.9	< 4.9	< 4.9	< 4.9	< 4.9	180	< 9.9	< 4.9	< 4.9	< 4.9	< 9.9	< 4.9	< 4.9	< 4.9	< 4.9	< 4.9	< 4.9	< 4.9	< 200
	JC-SB-45	7/3/2014	1.5	< 4.9	< 4.9	< 4.9	< 4.9	< 4.9	< 4.9	< 49	< 9.9	< 4.9	< 4.9	< 4.9	< 9.9	< 4.9	< 4.9	< 4.9	< 4.9	< 4.9	< 4.9	< 4.9	< 200
	JC-SB-46	7/3/2014	0	< 4.9	23	9.8	< 4.9	< 4.9	< 4.9	< 49	< 9.9	< 4.9	< 4.9	< 4.9	< 9.9	< 4.9	< 4.9	< 4.9	< 4.9	< 4.9	< 4.9	< 4.9	< 200
	JC-SB-46	7/3/2014	1.5	< 5.0	< 5.0	< 5.0	< 5.0	< 5.0	< 5.0	< 50	< 9.9	< 5.0	< 5.0	< 5.0	< 9.9	< 5.0	< 5.0	< 5.0	< 5.0	< 5.0	< 5.0	< 5.0	< 200
	JC-SB-46	*7/3/2014*	*1.5*	*< 5.0*	*< 5.0*	*< 5.0*	*< 5.0*	*< 5.0*	*< 5.0*	*89*	*< 9.9*	*< 5.0*	*< 5.0*	*< 5.0*	*< 9.9*	*< 5.0*	*< 5.0*	*< 5.0*	*< 5.0*	*< 5.0*	*< 5.0*	*< 5.0*	*< 200*
	JC-SB-47	7/3/2014	0	< 5.0J	8.9 J	< 5.0J	< 5.0J	< 5.0J	< 5.0J	74 J	< 9.9J	< 5.0J	< 5.0J	< 5.0J	< 9.9J	< 5.0J	< 5.0J	< 5.0J	< 5.0J	< 5.0J	< 5.0J	< 5.0J	< 200J
	JC-SB-47	7/3/2014	1.5	< 4.9J	6.0 J	< 4.9J	< 4.9J	< 4.9J	< 4.9J	65 J	< 9.9J	< 4.9J	< 4.9J	< 4.9J	< 9.9J	< 4.9J	< 4.9J	< 4.9J	< 4.9J	< 4.9J	< 4.9J	< 4.9J	< 200J
	JC-SB-48	7/3/2014	0	< 5.0	5.6	5.0	< 5.0	< 5.0	< 5.0	220	< 9.9	< 5.0	< 5.0	< 5.0	< 9.9	< 5.0	< 5.0	< 5.0	< 5.0	< 5.0	< 5.0	< 5.0	< 200
	JC-SB-48	7/3/2014	1.5	< 4.9J	< 4.9J	< 4.9J	< 4.9J	< 4.9J	< 4.9J	130 J	< 9.9J	< 4.9J	< 4.9J	< 4.9J	< 9.9J	< 4.9J	< 4.9J	< 4.9J	< 4.9J	< 4.9J	< 4.9J	< 4.9J	< 200J

Table 3b. AOI-1 Organochlorine Pesticides in Soil
Juan Cabrillo Elementary School
30237 Morning View Drive
Malibu, California

Area of Interest (AOI)	Sample ID	Sample Date	Depth (feet bgs)	Pesticides (Organochlorine) in µg/kg																		
				4,4'-DDD	4,4'-DDE	4,4'-DDT	Aldrin	alpha-BHC	beta-BHC	Chlordane (total)	delta-BHC	Dieldrin	Endosulfan I	Endosulfan II	Endosulfan sulfate	Endrin	Endrin aldehyde	Endrin ketone	gamma-BHC	Heptachlor	Heptachlor epoxide	Methoxy-chlor	Toxa-phene
Residential DTSC-Modified RSL or USEPA RSL				**2,200**	**1,600**	**1,900**	**31**	**85**	**300**	**1,800**	**NA**	**33**	**370,000**	**370,000**	**370,000**	**18,000**	**18,000**	**18,000**	**560**	**120**	**59**	**310,000**	**480**
AOI-1 Buildings Constructed Prior to 1981	JC-SB-49	7/3/2014	0	< 4.9	< 4.9	< 4.9	< 4.9	< 4.9	< 4.9	< 49	< 9.9	< 4.9	< 4.9	< 4.9	< 9.9	< 4.9	< 4.9	< 4.9	< 4.9	< 4.9	< 4.9	< 4.9	< 200
	JC-SB-49	7/3/2014	1.5	< 4.9	< 4.9	< 4.9	< 4.9	< 4.9	< 4.9	< 49	< 9.9	< 4.9	< 4.9	< 4.9	< 9.9	< 4.9	< 4.9	< 4.9	< 4.9	< 4.9	< 4.9	< 4.9	< 200
	JC-SB-50	7/3/2014	0	< 4.9	< 4.9	< 4.9	< 4.9	< 4.9	< 4.9	< 49	< 9.8	< 4.9	< 4.9	< 4.9	< 9.8	< 4.9	< 4.9	< 4.9	< 4.9	< 4.9	< 4.9	< 4.9	< 200
	JC-SB-50	7/3/2014	1.5	< 4.9	< 4.9	< 4.9	< 4.9	< 4.9	< 4.9	< 49	< 9.9	< 4.9	< 4.9	< 4.9	< 9.9	< 4.9	< 4.9	< 4.9	< 4.9	< 4.9	< 4.9	< 4.9	< 200
	JC-SB-51	7/3/2014	0	< 4.9	< 4.9	< 4.9	< 4.9	< 4.9	< 4.9	< 49	< 9.9	< 4.9	< 4.9	< 4.9	< 9.9	< 4.9	< 4.9	< 4.9	< 4.9	< 4.9	< 4.9	< 4.9	< 200
	JC-SB-51	7/3/2014	1.5	< 4.9	< 4.9	< 4.9	< 4.9	< 4.9	< 4.9	< 49	< 9.9	< 4.9	< 4.9	< 4.9	< 9.9	< 4.9	< 4.9	< 4.9	< 4.9	< 4.9	< 4.9	< 4.9	< 200
	JC-SB-52	7/3/2014	0	< 4.8	< 4.8	< 4.8	< 4.8	< 4.8	< 4.8	< 48	< 9.6	< 4.8	< 4.8	< 4.8	< 9.6	< 4.8	< 4.8	< 4.8	< 4.8	< 4.8	< 4.8	< 4.8	< 190
	JC-SB-52	7/3/2014	1.5	< 5.0	< 5.0	< 5.0	< 5.0	< 5.0	< 5.0	< 50	< 9.9	< 5.0	< 5.0	< 5.0	< 9.9	< 5.0	< 5.0	< 5.0	< 5.0	< 5.0	< 5.0	< 5.0	< 200
	JC-SB-52	*7/3/2014*	*1.5*	*< 5.0J*	*< 5.0J*	*< 5.0J*	*< 5.0J*	*< 5.0J*	*< 5.0J*	*< 50J*	*< 9.9J*	*< 5.0J*	*< 5.0J*	*< 5.0J*	*< 9.9J*	*< 5.0J*	*< 5.0J*	*< 5.0J*	*< 5.0J*	*< 5.0J*	*< 5.0J*	*< 5.0J*	*< 200J*
	JC-SB-53	7/3/2014	0	< 5.0	5.8	< 5.0	< 5.0	< 5.0	< 5.0	< 50	< 9.9	< 5.0	< 5.0	< 5.0	< 9.9	< 5.0	< 5.0	< 5.0	< 5.0	< 5.0	< 5.0	< 5.0	< 200
	JC-SB-53	7/3/2014	1.5	< 4.9	< 4.9	< 4.9	< 4.9	< 4.9	< 4.9	< 49	< 9.9	< 4.9	< 4.9	< 4.9	< 9.9	< 4.9	< 4.9	< 4.9	< 4.9	< 4.9	< 4.9	< 4.9	< 200

Notes:
Bolded values exceed the Residential DTSC-Modified RSL or USEPA RSL
µg/kg - micrograms per kilogram
Field duplicates are shown in italics
Pesticides by USEPA Method 8081
USEPA - United States Environmental Protection Agency
bgs - below ground surface
DTSC - Department of Toxic Substances Control
RSLs - Regional Screening Levels
J - Results and or reporting limits are estimated
NA - not available

Table 3c. AOI-1 Organophosphate Pesticides in Soil
Juan Cabrillo Elementary School
30237 Morning View Drive
Malibu, California

Area of Interest (AOI)	Sample ID	Sample Date	Depth (feet bgs)	Pesticides (Organophosphate) in µg/kg													
				2-Butenoic acid, 3-[(dimethoxy-phosphinyl)oxy]-, m	Chlorpyrifos	Co-Ral	Dasanit	Demeton (Demeton O + Demeton S)	Diazinon	Dichlorovos	Dimethoate	Disulfoton	Ethoprop	Ethyl P-Nitorphenyl Benzenethio-phosphate	Famphur	Fenthion	Guthion
Residential DTSC-Modified RSL or USEPA RSL				**NA**	**62,000**	**NA**	**NA**	**2,500**	**43,000**	**1,800**	**12,000**	**2,500**	**NA**	**620**	**NA**	**NA**	**NA**
AOI-1 - Buildings Constructed Prior to 1981	JC-SB-9	7/2/2014	0	< 33	< 33	< 33	< 33	< 66	< 33	< 33	< 33	< 33	< 33	< 33	< 33	< 33	< 33
	JC-SB-9	7/2/2014	1.5	< 33	< 33	< 33	< 33	< 66	< 33	< 33	< 33	< 33	< 33	< 33	< 33	< 33	< 33
	JC-SB-10	7/2/2014	0	< 33	< 33	< 33	< 33	< 66	< 33	< 33	< 33	< 33	< 33	< 33	< 33	< 33	< 33
	JC-SB-10	7/2/2014	1.5	< 33	< 33	< 33	< 33	< 66	< 33	< 33	< 33	< 33	< 33	< 33	< 33	< 33	< 33
	JC-SB-11	7/2/2014	0	< 33	< 33	< 33	< 33	< 66	< 33	< 33	< 33	< 33	< 33	< 33	< 33	< 33	< 33
	JC-SB-11	7/2/2014	1.5	< 33	< 33	< 33	< 33	< 66	< 33	< 33	< 33	< 33	< 33	< 33	< 33	< 33	< 33
	JC-SB-12	7/2/2014	0	< 33	< 33	< 33	< 33	< 66	< 33	< 33	< 33	< 33	< 33	< 33	< 33	< 33	< 33
	JC-SB-12	7/2/2014	1.5	< 33	< 33	< 33	< 33	< 66	< 33	< 33	< 33	< 33	< 33	< 33	< 33	< 33	< 33
	JC-SB-12	*7/2/2014*	*1.5*	*< 33*	*< 33*	*< 33*	*< 33*	*< 66*	*< 33*	*< 33*	*< 33*	*< 33*	*< 33*	*< 33*	*< 33*	*< 33*	*< 33*
	JC-SB-13	7/2/2014	0	< 33	< 33	< 33	< 33	< 66	< 33	< 33	< 33	< 33	< 33	< 33	< 33	< 33	< 33
	JC-SB-13	7/2/2014	1.5	< 33	< 33	< 33	< 33	< 66	< 33	< 33	< 33	< 33	< 33	< 33	< 33	< 33	< 33
	JC-SB-14	7/2/2014	0	< 33	< 33	< 33	< 33	< 66	< 33	< 33	< 33	< 33	< 33	< 33	< 33	< 33	< 33
	JC-SB-14	7/2/2014	1.5	< 33	< 33	< 33	< 33	< 65	< 33	< 33	< 33	< 33	< 33	< 33	< 33	< 33	< 33
	JC-SB-15	7/2/2014	0	< 33	< 33	< 33	< 33	< 66	< 33	< 33	< 33	< 33	< 33	< 33	< 33	< 33	< 33
	JC-SB-15	*7/2/2014*	*0*	*< 33*	*< 33*	*< 33*	*< 33*	*< 66*	*< 33*	*< 33*	*< 33*	*< 33*	*< 33*	*< 33*	*< 33*	*< 33*	*< 33*
	JC-SB-15	7/2/2014	1.5	< 33	< 33	< 33	< 33	< 66	< 33	< 33	< 33	< 33	< 33	< 33	< 33	< 33	< 33
	JC-SB-16	7/2/2014	0	< 33	< 33	< 33	< 33	< 66	< 33	< 33	< 33	< 33	< 33	< 33	< 33	< 33	< 33
	JC-SB-16	7/2/2014	1.5	< 33	< 33	< 33	< 33	< 66	< 33	< 33	< 33	< 33	< 33	< 33	< 33	< 33	< 33
	JC-SB-17	7/2/2014	0	< 33	< 33	< 33	< 33	< 66	< 33	< 33	< 33	< 33	< 33	< 33	< 33	< 33	< 33
	JC-SB-17	7/2/2014	1.5	< 33	< 33	< 33	< 33	< 66	< 33	< 33	< 33	< 33	< 33	< 33	< 33	< 33	< 33
	JC-SB-18	7/2/2014	0	< 33	< 33	< 33	< 33	< 66	< 33	< 33	< 33	< 33	< 33	< 33	< 33	< 33	< 33
	JC-SB-18	7/2/2014	1.5	< 33	< 33	< 33	< 33	< 66	< 33	< 33	< 33	< 33	< 33	< 33	< 33	< 33	< 33
	JC-SB-19	7/2/2014	0	< 33	< 33	< 33	< 33	< 66	< 33	< 33	< 33	< 33	< 33	< 33	< 33	< 33	< 33
	JC-SB-19	7/2/2014	1.5	< 33	< 33	< 33	< 33	< 66	< 33	< 33	< 33	< 33	< 33	< 33	< 33	< 33	< 33
	JC-SB-20	7/2/2014	0	< 33	< 33	< 33	< 33	< 66	< 33	< 33	< 33	< 33	< 33	< 33	< 33	< 33	< 33
	JC-SB-20	7/2/2014	1.5	< 33	< 33	< 33	< 33	< 66	< 33	< 33	< 33	< 33	< 33	< 33	< 33	< 33	< 33
	JC-SB-21	7/2/2014	0	< 33	< 33	< 33	< 33	< 66	< 33	< 33	< 33	< 33	< 33	< 33	< 33	< 33	< 33
	JC-SB-21	7/2/2014	1.5	< 33	< 33	< 33	< 33	< 66	< 33	< 33	< 33	< 33	< 33	< 33	< 33	< 33	< 33
	JC-SB-22	7/2/2014	0	< 33	< 33	< 33	< 33	< 65	< 33	< 33	< 33	< 33	< 33	< 33	< 33	< 33	< 33
	JC-SB-22	7/2/2014	1.5	< 33	< 33	< 33	< 33	< 66	< 33	< 33	< 33	< 33	< 33	< 33	< 33	< 33	< 33
	JC-SB-23	7/2/2014	0	< 33	< 33	< 33	< 33	< 66	< 33	< 33	< 33	< 33	< 33	< 33	< 33	< 33	< 33
	JC-SB-23	*7/2/2014*	*0*	*< 33*	*< 33*	*< 33*	*< 33*	*< 66*	*< 33*	*< 33*	*< 33*	*< 33*	*< 33*	*< 33*	*< 33*	*< 33*	*< 33*
	JC-SB-23	7/2/2014	1.5	< 33	< 33	< 33	< 33	< 66	< 33	< 33	< 33	< 33	< 33	< 33	< 33	< 33	< 33
	JC-SB-24	7/2/2014	0	< 33	< 33	< 33	< 33	< 66	< 33	< 33	< 33	< 33	< 33	< 33	< 33	< 33	< 33
	JC-SB-24	7/2/2014	1.5	< 33	< 33	< 33	< 33	< 66	< 33	< 33	< 33	< 33	< 33	< 33	< 33	< 33	< 33
	JC-SB-25	7/2/2014	0	< 33	< 33	< 33	< 33	< 66	< 33	< 33	< 33	< 33	< 33	< 33	< 33	< 33	< 33

Table 3c. AOI-1 Organophosphate Pesticides in Soil
Juan Cabrillo Elementary School
30237 Morning View Drive
Malibu, California

Area of Interest (AOI)	Sample ID	Sample Date	Depth (feet bgs)	Pesticides (Organophosphate) in µg/kg													
				2-Butenoic acid, 3-[(dimethoxy-phosphinyl)oxy]-, m	Chlorpyrifos	Co-Ral	Dasanit	Demeton (Demeton O + Demeton S)	Diazinon	Dichlorovos	Dimethoate	Disulfoton	Ethoprop	Ethyl P-Nitorphenyl Benzenethio-phosphate	Famphur	Fenthion	Guthion
Residential DTSC-Modified RSL or USEPA RSL				**NA**	**62,000**	**NA**	**NA**	**2,500**	**43,000**	**1,800**	**12,000**	**2,500**	**NA**	**620**	**NA**	**NA**	**NA**
AOI-1 - Buildings Constructed Prior to 1981	JC-SB-25	7/2/2014	1.5	< 33	< 33	< 33	< 33	< 66	< 33	< 33	< 33	< 33	< 33	< 33	< 33	< 33	< 33
	JC-SB-26	7/2/2014	0	< 33	< 33	< 33	< 33	< 66	< 33	< 33	< 33	< 33	< 33	< 33	< 33	< 33	< 33
	JC-SB-26	7/2/2014	1.5	< 33	< 33	< 33	< 33	< 66	< 33	< 33	< 33	< 33	< 33	< 33	< 33	< 33	< 33
	JC-SB-27	7/2/2014	0	< 33	< 33	< 33	< 33	< 66	< 33	< 33	< 33	< 33	< 33	< 33	< 33	< 33	< 33
	JC-SB-27	7/2/2014	1.5	< 33	< 33	< 33	< 33	< 65	< 33	< 33	< 33	< 33	< 33	< 33	< 33	< 33	< 33
	JC-SB-28	7/3/2014	0	< 33	< 33	< 33	< 33	< 66	< 33	< 33	< 33	< 33	< 33	< 33	< 33	< 33	< 33
	JC-SB-28	7/3/2014	1.5	< 33	< 33	< 33	< 33	< 66	< 33	< 33	< 33	< 33	< 33	< 33	< 33	< 33	< 33
	JC-SB-29	7/3/2014	0	< 33	< 33	< 33	< 33	< 66	< 33	< 33	< 33	< 33	< 33	< 33	< 33	< 33	< 33
	JC-SB-29	7/3/2014	1.5	< 33	< 33	< 33	< 33	< 66	< 33	< 33	< 33	< 33	< 33	< 33	< 33	< 33	< 33
	JC-SB-30	7/3/2014	0	< 33	< 33	< 33	< 33	< 66	< 33	< 33	< 33	< 33	< 33	< 33	< 33	< 33	< 33
	JC-SB-30	7/3/2014	1.5	< 33	< 33	< 33	< 33	< 66	< 33	< 33	< 33	< 33	< 33	< 33	< 33	< 33	< 33
	JC-SB-31	7/7/2014	0	< 33	< 33	< 33	< 33	< 66	< 33	< 33	< 33	< 33	< 33	< 33	< 33	< 33	< 33
	JC-SB-31	7/7/2014	1.5	< 33	< 33	< 33	< 33	< 66	< 33	< 33	< 33	< 33	< 33	< 33	< 33	< 33	< 33
	JC-SB-32	7/7/2014	0	< 33	< 33	< 33	< 33	< 66	< 33	< 33	< 33	< 33	< 33	< 33	< 33	< 33	< 33
	JC-SB-32	7/7/2014	1.5	< 33	< 33	< 33	< 33	< 66	< 33	< 33	< 33	< 33	< 33	< 33	< 33	< 33	< 33
	JC-SB-32	*7/7/2014*	*1.5*	*< 33*	*< 33*	*< 33*	*< 33*	*< 66*	*< 33*	*< 33*	*< 33*	*< 33*	*< 33*	*< 33*	*< 33*	*< 33*	*< 33*
	JC-SB-33	7/3/2014	0	< 33	< 33	< 33	< 33	< 66	< 33	< 33	< 33	< 33	< 33	< 33	< 33	< 33	< 33
	JC-SB-33	7/3/2014	1.5	< 33	< 33	< 33	< 33	< 66	< 33	< 33	< 33	< 33	< 33	< 33	< 33	< 33	< 33
	JC-SB-34	7/3/2014	0	< 33	< 33	< 33	< 33	< 65	< 33	< 33	< 33	< 33	< 33	< 33	< 33	< 33	< 33
	JC-SB-34	*7/3/2014*	*0*	*< 33*	*< 33*	*< 33*	*< 33*	*< 66*	*< 33*	*< 33*	*< 33*	*< 33*	*< 33*	*< 33*	*< 33*	*< 33*	*< 33*
	JC-SB-34	7/3/2014	1.5	< 33	< 33	< 33	< 33	< 66	< 33	< 33	< 33	< 33	< 33	< 33	< 33	< 33	< 33
	JC-SB-35	7/3/2014	0	< 33	< 33	< 33	< 33	< 66	< 33	< 33	< 33	< 33	< 33	< 33	< 33	< 33	< 33
	JC-SB-35	7/3/2014	1.5	< 33	< 33	< 33	< 33	< 66	< 33	< 33	< 33	< 33	< 33	< 33	< 33	< 33	< 33
	JC-SB-36	7/3/2014	0	< 33	< 33	< 33	< 33	< 66	< 33	< 33	< 33	< 33	< 33	< 33	< 33	< 33	< 33
	JC-SB-36	7/3/2014	1.5	< 33	< 33	< 33	< 33	< 66	< 33	< 33	< 33	< 33	< 33	< 33	< 33	< 33	< 33
	JC-SB-37	7/3/2014	0	< 33	< 33	< 33	< 33	< 66	< 33	< 33	< 33	< 33	< 33	< 33	< 33	< 33	< 33
	JC-SB-37	7/3/2014	1.5	< 33	< 33	< 33	< 33	< 66	< 33	< 33	< 33	< 33	< 33	< 33	< 33	< 33	< 33
	JC-SB-38	7/3/2014	0	< 33	< 33	< 33	< 33	< 66	< 33	< 33	< 33	< 33	< 33	< 33	< 33	< 33	< 33
	JC-SB-38	7/3/2014	1.5	< 33	< 33	< 33	< 33	< 66	< 33	< 33	< 33	< 33	< 33	< 33	< 33	< 33	< 33
	JC-SB-39	7/3/2014	0	< 33	< 33	< 33	< 33	< 66	< 33	< 33	< 33	< 33	< 33	< 33	< 33	< 33	< 33
	JC-SB-39	7/3/2014	1.5	< 33	< 33	< 33	< 33	< 66	< 33	< 33	< 33	< 33	< 33	< 33	< 33	< 33	< 33
	JC-SB-40	7/3/2014	0	< 33	< 33	< 33	< 33	< 66	< 33	< 33	< 33	< 33	< 33	< 33	< 33	< 33	< 33
	JC-SB-40	7/3/2014	1.5	< 33	< 33	< 33	< 33	< 66	< 33	< 33	< 33	< 33	< 33	< 33	< 33	< 33	< 33
	JC-SB-41	7/2/2014	0	< 33	< 33	< 33	< 33	< 66	< 33	< 33	< 33	< 33	< 33	< 33	< 33	< 33	< 33
	JC-SB-41	7/2/2014	1.5	< 33	< 33	< 33	< 33	< 66	< 33	< 33	< 33	< 33	< 33	< 33	< 33	< 33	< 33
	JC-SB-42	7/7/2014	0	< 33	< 33	< 33	< 33	< 65	< 33	< 33	< 33	< 33	< 33	< 33	< 33	< 33	< 33

Table 3c. AOI-1 Organophosphate Pesticides in Soil
Juan Cabrillo Elementary School
30237 Morning View Drive
Malibu, California

Area of Interest (AOI)	Sample ID	Sample Date	Depth (feet bgs)	Pesticides (Organophosphate) in µg/kg													
				2-Butenoic acid, 3-[(dimethoxy-phosphinyl)oxy]-, m	Chlorpyrifos	Co-Ral	Dasanit	Demeton (Demeton O + Demeton S)	Diazinon	Dichlorovos	Dimethoate	Disulfoton	Ethoprop	Ethyl P-Nitorphenyl Benzenethio-phosphate	Famphur	Fenthion	Guthion
Residential DTSC-Modified RSL or USEPA RSL				NA	62,000	NA	NA	2,500	43,000	1,800	12,000	2,500	NA	620	NA	NA	NA
AOI-1 - Buildings Constructed Prior to 1981	JC-SB-42	7/7/2014	1.5	< 33	< 33	< 33	< 33	< 66	< 33	< 33	< 33	< 33	< 33	< 33	< 33	< 33	< 33
	JC-SB-45	7/3/2014	0	< 33	< 33	< 33	< 33	< 66	< 33	< 33	< 33	< 33	< 33	< 33	< 33	< 33	< 33
	JC-SB-45	7/3/2014	1.5	< 33	< 33	< 33	< 33	< 66	< 33	< 33	< 33	< 33	< 33	< 33	< 33	< 33	< 33
	JC-SB-46	7/3/2014	0	< 33	< 33	< 33	< 33	< 66	< 33	< 33	< 33	< 33	< 33	< 33	< 33	< 33	< 33
	JC-SB-46	7/3/2014	1.5	< 33	< 33	< 33	< 33	< 66	< 33	< 33	< 33	< 33	< 33	< 33	< 33	< 33	< 33
	JC-SB-46	*7/3/2014*	*1.5*	*< 33*	*< 33*	*< 33*	*< 33*	*< 66*	*< 33*	*< 33*	*< 33*	*< 33*	*< 33*	*< 33*	*< 33*	*< 33*	*< 33*
	JC-SB-47	7/3/2014	0	< 33	< 33	< 33	< 33	< 66	< 33	< 33	< 33	< 33	< 33	< 33	< 33	< 33	< 33
	JC-SB-47	7/3/2014	1.5	< 33	< 33	< 33	< 33	< 66	< 33	< 33	< 33	< 33	< 33	< 33	< 33	< 33	< 33
	JC-SB-48	7/3/2014	0	< 33	< 33	< 33	< 33	< 66	< 33	< 33	< 33	< 33	< 33	< 33	< 33	< 33	< 33
	JC-SB-48	7/3/2014	1.5	< 33	< 33	< 33	< 33	< 66	< 33	< 33	< 33	< 33	< 33	< 33	< 33	< 33	< 33
	JC-SB-49	7/3/2014	0	< 33	< 33	< 33	< 33	< 66	< 33	< 33	< 33	< 33	< 33	< 33	< 33	< 33	< 33
	JC-SB-49	7/3/2014	1.5	< 33	< 33	< 33	< 33	< 66	< 33	< 33	< 33	< 33	< 33	< 33	< 33	< 33	< 33
	JC-SB-50	7/3/2014	0	< 33	< 33	< 33	< 33	< 66	< 33	< 33	< 33	< 33	< 33	< 33	< 33	< 33	< 33
	JC-SB-50	7/3/2014	1.5	< 33	< 33	< 33	< 33	< 65	< 33	< 33	< 33	< 33	< 33	< 33	< 33	< 33	< 33
	JC-SB-51	7/3/2014	0	< 33	< 33	< 33	< 33	< 66	< 33	< 33	< 33	< 33	< 33	< 33	< 33	< 33	< 33
	JC-SB-51	7/3/2014	1.5	< 33	< 33	< 33	< 33	< 66	< 33	< 33	< 33	< 33	< 33	< 33	< 33	< 33	< 33
	JC-SB-52	7/3/2014	0	< 33	< 33	< 33	< 33	< 66	< 33	< 33	< 33	< 33	< 33	< 33	< 33	< 33	< 33
	JC-SB-52	7/3/2014	1.5	< 33	< 33	< 33	< 33	< 66	< 33	< 33	< 33	< 33	< 33	< 33	< 33	< 33	< 33
	JC-SB-52	*7/3/2014*	*1.5*	*< 33*	*< 33*	*< 33*	*< 33*	*< 66*	*< 33*	*< 33*	*< 33*	*< 33*	*< 33*	*< 33*	*< 33*	*< 33*	*< 33*
	JC-SB-53	7/3/2014	0	< 33	< 33	< 33	< 33	< 66	< 33	< 33	< 33	< 33	< 33	< 33	< 33	< 33	< 33
	JC-SB-53	7/3/2014	1.5	< 33	< 33	< 33	< 33	< 66	< 33	< 33	< 33	< 33	< 33	< 33	< 33	< 33	< 33

Notes:
µg/kg - micrograms per kilogram
Field duplicates are shown in italics
USEPA - United States Environmental Protection Agency
DTSC - Department of Toxic Substances Control
RSLs - Regional Screening Level
Pesticides by USEPA Method 8141A
NA - not available
bgs - below ground surface

Table 3c. AOI-1 Organophosphate Pesticides in Soil
Juan Cabrillo Elementary School
30237 Morning View Drive
Malibu, California

Area of Interest (AOI)	Sample ID	Sample Date	Depth (feet bgs)	Pesticides (Organophosphate) in µg/kg											
				Malathion	Methyl parathion	O,O,O-Triethyl phosphorothioate	O-Ethyl O-2,4,5-trichlorophenyl ethyl-phosphonothioate	Parathion	Phorate	Prothiophos	Ronnel	Stirophos	Sulfotepp	Sulprofos	Thionazin
Residential DTSC-Modified RSL or USEPA RSL				**1,200,000**	**15,000**	**NA**	**NA**	**370,000**	**12,000**	**NA**	**3,100,000**	**22,000**	**31,000**	**NA**	**NA**
AOI-1 - Buildings Constructed Prior to 1981	JC-SB-9	7/2/2014	0	< 33	< 33	< 33	< 33	< 33	< 33	< 33	< 33	< 33	< 33	< 33	< 33
	JC-SB-9	7/2/2014	1.5	< 33	< 33	< 33	< 33	< 33	< 33	< 33	< 33	< 33	< 33	< 33	< 33
	JC-SB-10	7/2/2014	0	< 33	< 33	< 33	< 33	< 33	< 33	< 33	< 33	< 33	< 33	< 33	< 33
	JC-SB-10	7/2/2014	1.5	< 33	< 33	< 33	< 33	< 33	< 33	< 33	< 33	< 33	< 33	< 33	< 33
	JC-SB-11	7/2/2014	0	< 33	< 33	< 33	< 33	< 33	< 33	< 33	< 33	< 33	< 33	< 33	< 33
	JC-SB-11	7/2/2014	1.5	< 33	< 33	< 33	< 33	< 33	< 33	< 33	< 33	< 33	< 33	< 33	< 33
	JC-SB-12	7/2/2014	0	< 33	< 33	< 33	< 33	< 33	< 33	< 33	< 33	< 33	< 33	< 33	< 33
	JC-SB-12	7/2/2014	1.5	< 33	< 33	< 33	< 33	< 33	< 33	< 33	< 33	< 33	< 33	< 33	< 33
	JC-SB-12	*7/2/2014*	*1.5*	*< 33*	*< 33*	*< 33*	*< 33*	*< 33*	*< 33*	*< 33*	*< 33*	*< 33*	*< 33*	*< 33*	*< 33*
	JC-SB-13	7/2/2014	0	< 33	< 33	< 33	< 33	< 33	< 33	< 33	< 33	< 33	< 33	< 33	< 33
	JC-SB-13	7/2/2014	1.5	< 33	< 33	< 33	< 33	< 33	< 33	< 33	< 33	< 33	< 33	< 33	< 33
	JC-SB-14	7/2/2014	0	< 33	< 33	< 33	< 33	< 33	< 33	< 33	< 33	< 33	< 33	< 33	< 33
	JC-SB-14	7/2/2014	1.5	< 33	< 33	< 33	< 33	< 33	< 33	< 33	< 33	< 33	< 33	< 33	< 33
	JC-SB-15	7/2/2014	0	< 33	< 33	< 33	< 33	< 33	< 33	< 33	< 33	< 33	< 33	< 33	< 33
	JC-SB-15	*7/2/2014*	*0*	*< 33*	*< 33*	*< 33*	*< 33*	*< 33*	*< 33*	*< 33*	*< 33*	*< 33*	*< 33*	*< 33*	*< 33*
	JC-SB-15	7/2/2014	1.5	< 33	< 33	< 33	< 33	< 33	< 33	< 33	< 33	< 33	< 33	< 33	< 33
	JC-SB-16	7/2/2014	0	< 33	< 33	< 33	< 33	< 33	< 33	< 33	< 33	< 33	< 33	< 33	< 33
	JC-SB-16	7/2/2014	1.5	< 33	< 33	< 33	< 33	< 33	< 33	< 33	< 33	< 33	< 33	< 33	< 33
	JC-SB-17	7/2/2014	0	< 33	< 33	< 33	< 33	< 33	< 33	< 33	< 33	< 33	< 33	< 33	< 33
	JC-SB-17	7/2/2014	1.5	< 33	< 33	< 33	< 33	< 33	< 33	< 33	< 33	< 33	< 33	< 33	< 33
	JC-SB-18	7/2/2014	0	< 33	< 33	< 33	< 33	< 33	< 33	< 33	< 33	< 33	< 33	< 33	< 33
	JC-SB-18	7/2/2014	1.5	< 33	< 33	< 33	< 33	< 33	< 33	< 33	< 33	< 33	< 33	< 33	< 33
	JC-SB-19	7/2/2014	0	< 33	< 33	< 33	< 33	< 33	< 33	< 33	< 33	< 33	< 33	< 33	< 33
	JC-SB-19	7/2/2014	1.5	< 33	< 33	< 33	< 33	< 33	< 33	< 33	< 33	< 33	< 33	< 33	< 33
	JC-SB-20	7/2/2014	0	< 33	< 33	< 33	< 33	< 33	< 33	< 33	< 33	< 33	< 33	< 33	< 33
	JC-SB-20	7/2/2014	1.5	< 33	< 33	< 33	< 33	< 33	< 33	< 33	< 33	< 33	< 33	< 33	< 33
	JC-SB-21	7/2/2014	0	< 33	< 33	< 33	< 33	< 33	< 33	< 33	< 33	< 33	< 33	< 33	< 33
	JC-SB-21	7/2/2014	1.5	< 33	< 33	< 33	< 33	< 33	< 33	< 33	< 33	< 33	< 33	< 33	< 33
	JC-SB-22	7/2/2014	0	< 33	< 33	< 33	< 33	< 33	< 33	< 33	< 33	< 33	< 33	< 33	< 33
	JC-SB-22	7/2/2014	1.5	< 33	< 33	< 33	< 33	< 33	< 33	< 33	< 33	< 33	< 33	< 33	< 33
	JC-SB-23	7/2/2014	0	< 33	< 33	< 33	< 33	< 33	< 33	< 33	< 33	< 33	< 33	< 33	< 33
	JC-SB-23	*7/2/2014*	*0*	*< 33*	*< 33*	*< 33*	*< 33*	*< 33*	*< 33*	*< 33*	*< 33*	*< 33*	*< 33*	*< 33*	*< 33*
	JC-SB-23	7/2/2014	1.5	< 33	< 33	< 33	< 33	< 33	< 33	< 33	< 33	< 33	< 33	< 33	< 33
	JC-SB-24	7/2/2014	0	< 33	< 33	< 33	< 33	< 33	< 33	< 33	< 33	< 33	< 33	< 33	< 33
	JC-SB-24	7/2/2014	1.5	< 33	< 33	< 33	< 33	< 33	< 33	< 33	< 33	< 33	< 33	< 33	< 33
	JC-SB-25	7/2/2014	0	< 33	< 33	< 33	< 33	< 33	< 33	< 33	< 33	< 33	< 33	< 33	< 33

Table 3c. AOI-1 Organophosphate Pesticides in Soil
Juan Cabrillo Elementary School
30237 Morning View Drive
Malibu, California

Area of Interest (AOI)	Sample ID	Sample Date	Depth (feet bgs)	Pesticides (Organophosphate) in µg/kg											
				Malathion	Methyl parathion	O,O,O-Triethyl phosphorothioate	O-Ethyl O-2,4,5-trichlorophenyl ethyl-phosphonothioate	Parathion	Phorate	Prothiophos	Ronnel	Stirophos	Sulfotepp	Sulprofos	Thionazin
Residential DTSC-Modified RSL or USEPA RSL				**1,200,000**	**15,000**	**NA**	**NA**	**370,000**	**12,000**	**NA**	**3,100,000**	**22,000**	**31,000**	**NA**	**NA**
AOI-1 - Buildings Constructed Prior to 1981	JC-SB-25	7/2/2014	1.5	< 33	< 33	< 33	< 33	< 33	< 33	< 33	< 33	< 33	< 33	< 33	< 33
	JC-SB-26	7/2/2014	0	< 33	< 33	< 33	< 33	< 33	< 33	< 33	< 33	< 33	< 33	< 33	< 33
	JC-SB-26	7/2/2014	1.5	< 33	< 33	< 33	< 33	< 33	< 33	< 33	< 33	< 33	< 33	< 33	< 33
	JC-SB-27	7/2/2014	0	< 33	< 33	< 33	< 33	< 33	< 33	< 33	< 33	< 33	< 33	< 33	< 33
	JC-SB-27	7/2/2014	1.5	< 33	< 33	< 33	< 33	< 33	< 33	< 33	< 33	< 33	< 33	< 33	< 33
	JC-SB-28	7/3/2014	0	< 33	< 33	< 33	< 33	< 33	< 33	< 33	< 33	< 33	< 33	< 33	< 33
	JC-SB-28	7/3/2014	1.5	< 33	< 33	< 33	< 33	< 33	< 33	< 33	< 33	< 33	< 33	< 33	< 33
	JC-SB-29	7/3/2014	0	< 33	< 33	< 33	< 33	< 33	< 33	< 33	< 33	< 33	< 33	< 33	< 33
	JC-SB-29	7/3/2014	1.5	< 33	< 33	< 33	< 33	< 33	< 33	< 33	< 33	< 33	< 33	< 33	< 33
	JC-SB-30	7/3/2014	0	< 33	< 33	< 33	< 33	< 33	< 33	< 33	< 33	< 33	< 33	< 33	< 33
	JC-SB-30	7/3/2014	1.5	< 33	< 33	< 33	< 33	< 33	< 33	< 33	< 33	< 33	< 33	< 33	< 33
	JC-SB-31	7/7/2014	0	< 33	< 33	< 33	< 33	< 33	< 33	< 33	< 33	< 33	< 33	< 33	< 33
	JC-SB-31	7/7/2014	1.5	< 33	< 33	< 33	< 33	< 33	< 33	< 33	< 33	< 33	< 33	< 33	< 33
	JC-SB-32	7/7/2014	0	< 33	< 33	< 33	< 33	< 33	< 33	< 33	< 33	< 33	< 33	< 33	< 33
	JC-SB-32	7/7/2014	1.5	< 33	< 33	< 33	< 33	< 33	< 33	< 33	< 33	< 33	< 33	< 33	< 33
	JC-SB-32	*7/7/2014*	*1.5*	*< 33*	*< 33*	*< 33*	*< 33*	*< 33*	*< 33*	*< 33*	*< 33*	*< 33*	*< 33*	*< 33*	*< 33*
	JC-SB-33	7/3/2014	0	< 33	< 33	< 33	< 33	< 33	< 33	< 33	< 33	< 33	< 33	< 33	< 33
	JC-SB-33	7/3/2014	1.5	< 33	< 33	< 33	< 33	< 33	< 33	< 33	< 33	< 33	< 33	< 33	< 33
	JC-SB-34	7/3/2014	0	< 33	< 33	< 33	< 33	< 33	< 33	< 33	< 33	< 33	< 33	< 33	< 33
	JC-SB-34	*7/3/2014*	*0*	*< 33*	*< 33*	*< 33*	*< 33*	*< 33*	*< 33*	*< 33*	*< 33*	*< 33*	*< 33*	*< 33*	*< 33*
	JC-SB-34	7/3/2014	1.5	< 33	< 33	< 33	< 33	< 33	< 33	< 33	< 33	< 33	< 33	< 33	< 33
	JC-SB-35	7/3/2014	0	< 33	< 33	< 33	< 33	< 33	< 33	< 33	< 33	< 33	< 33	< 33	< 33
	JC-SB-35	7/3/2014	1.5	< 33	< 33	< 33	< 33	< 33	< 33	< 33	< 33	< 33	< 33	< 33	< 33
	JC-SB-36	7/3/2014	0	< 33	< 33	< 33	< 33	< 33	< 33	< 33	< 33	< 33	< 33	< 33	< 33
	JC-SB-36	7/3/2014	1.5	< 33	< 33	< 33	< 33	< 33	< 33	< 33	< 33	< 33	< 33	< 33	< 33
	JC-SB-37	7/3/2014	0	< 33	< 33	< 33	< 33	< 33	< 33	< 33	< 33	< 33	< 33	< 33	< 33
	JC-SB-37	7/3/2014	1.5	< 33	< 33	< 33	< 33	< 33	< 33	< 33	< 33	< 33	< 33	< 33	< 33
	JC-SB-38	7/3/2014	0	< 33	< 33	< 33	< 33	< 33	< 33	< 33	< 33	< 33	< 33	< 33	< 33
	JC-SB-38	7/3/2014	1.5	< 33	< 33	< 33	< 33	< 33	< 33	< 33	< 33	< 33	< 33	< 33	< 33
	JC-SB-39	7/3/2014	0	< 33	< 33	< 33	< 33	< 33	< 33	< 33	< 33	< 33	< 33	< 33	< 33
	JC-SB-39	7/3/2014	1.5	< 33	< 33	< 33	< 33	< 33	< 33	< 33	< 33	< 33	< 33	< 33	< 33
	JC-SB-40	7/3/2014	0	< 33	< 33	< 33	< 33	< 33	< 33	< 33	< 33	< 33	< 33	< 33	< 33
	JC-SB-40	7/3/2014	1.5	< 33	< 33	< 33	< 33	< 33	< 33	< 33	< 33	< 33	< 33	< 33	< 33
	JC-SB-41	7/2/2014	0	< 33	< 33	< 33	< 33	< 33	< 33	< 33	< 33	< 33	< 33	< 33	< 33
	JC-SB-41	7/2/2014	1.5	< 33	< 33	< 33	< 33	< 33	< 33	< 33	< 33	< 33	< 33	< 33	< 33
	JC-SB-42	7/7/2014	0	< 33	< 33	< 33	< 33	< 33	< 33	< 33	< 33	< 33	< 33	< 33	< 33

Table 3c. AOI-1 Organophosphate Pesticides in Soil
Juan Cabrillo Elementary School
30237 Morning View Drive
Malibu, California

Area of Interest (AOI)	Sample ID	Sample Date	Depth (feet bgs)	Pesticides (Organophosphate) in µg/kg											
				Malathion	Methyl parathion	O,O,O-Triethyl phosphorothioate	O-Ethyl O-2,4,5-trichlorophenyl ethyl-phosphonothioate	Parathion	Phorate	Prothiophos	Ronnel	Stirophos	Sulfotepp	Sulprofos	Thionazin
Residential DTSC-Modified RSL or USEPA RSL				**1,200,000**	**15,000**	**NA**	**NA**	**370,000**	**12,000**	**NA**	**3,100,000**	**22,000**	**31,000**	**NA**	**NA**
AOI-1 - Buildings Constructed Prior to 1981	JC-SB-42	7/7/2014	1.5	< 33	< 33	< 33	< 33	< 33	< 33	< 33	< 33	< 33	< 33	< 33	< 33
	JC-SB-45	7/3/2014	0	< 33	< 33	< 33	< 33	< 33	< 33	< 33	< 33	< 33	< 33	< 33	< 33
	JC-SB-45	7/3/2014	1.5	< 33	< 33	< 33	< 33	< 33	< 33	< 33	< 33	< 33	< 33	< 33	< 33
	JC-SB-46	7/3/2014	0	< 33	< 33	< 33	< 33	< 33	< 33	< 33	< 33	< 33	< 33	< 33	< 33
	JC-SB-46	7/3/2014	1.5	< 33	< 33	< 33	< 33	< 33	< 33	< 33	< 33	< 33	< 33	< 33	< 33
	JC-SB-46	*7/3/2014*	*1.5*	*< 33*	*< 33*	*< 33*	*< 33*	*< 33*	*< 33*	*< 33*	*< 33*	*< 33*	*< 33*	*< 33*	*< 33*
	JC-SB-47	7/3/2014	0	< 33	< 33	< 33	< 33	< 33	< 33	< 33	< 33	< 33	< 33	< 33	< 33
	JC-SB-47	7/3/2014	1.5	< 33	< 33	< 33	< 33	< 33	< 33	< 33	< 33	< 33	< 33	< 33	< 33
	JC-SB-48	7/3/2014	0	< 33	< 33	< 33	< 33	< 33	< 33	< 33	< 33	< 33	< 33	< 33	< 33
	JC-SB-48	7/3/2014	1.5	< 33	< 33	< 33	< 33	< 33	< 33	< 33	< 33	< 33	< 33	< 33	< 33
	JC-SB-49	7/3/2014	0	< 33	< 33	< 33	< 33	< 33	< 33	< 33	< 33	< 33	< 33	< 33	< 33
	JC-SB-49	7/3/2014	1.5	< 33	< 33	< 33	< 33	< 33	< 33	< 33	< 33	< 33	< 33	< 33	< 33
	JC-SB-50	7/3/2014	0	< 33	< 33	< 33	< 33	< 33	< 33	< 33	< 33	< 33	< 33	< 33	< 33
	JC-SB-50	7/3/2014	1.5	< 33	< 33	< 33	< 33	< 33	< 33	< 33	< 33	< 33	< 33	< 33	< 33
	JC-SB-51	7/3/2014	0	< 33	< 33	< 33	< 33	< 33	< 33	< 33	< 33	< 33	< 33	< 33	< 33
	JC-SB-51	7/3/2014	1.5	< 33	< 33	< 33	< 33	< 33	< 33	< 33	< 33	< 33	< 33	< 33	< 33
	JC-SB-52	7/3/2014	0	< 33	< 33	< 33 J	< 33	< 33	< 33	< 33	< 33	< 33	< 33	< 33	< 33
	JC-SB-52	7/3/2014	1.5	< 33	< 33	< 33	< 33	< 33	< 33	< 33	< 33	< 33	< 33	< 33	< 33
	JC-SB-52	*7/3/2014*	*1.5*	*< 33*	*< 33*	*< 33*	*< 33*	*< 33*	*< 33*	*< 33*	*< 33*	*< 33*	*< 33*	*< 33*	*< 33*
	JC-SB-53	7/3/2014	0	< 33	< 33	< 33	< 33	< 33	< 33	< 33	< 33	< 33	< 33	< 33	< 33
	JC-SB-53	7/3/2014	1.5	< 33	< 33	< 33	< 33	< 33	< 33	< 33	< 33	< 33	< 33	< 33	< 33

Notes:
µg/kg - micrograms per kilogram
Field duplicates are shown in italics
USEPA - United States Environmental Protection Agency
DTSC - Department of Toxic Substances Control
RSLs - Regional Screening Level
Pesticides by USEPA Method 8141A
NA - not available
bgs - below ground surface

Table 3d. AOI-1 Herbicides in Soil
Juan Cabrillo Elementary School
30237 Morning View Drive
Malibu, California

Area of Interest (AOI)	Sample ID	Sample Date	Depth (feet bgs)	Herbicides (µg/kg)		
				2,4,5-T	2,4,5-TP	2,4-D
Residential DTSC-Modified RSL or USEPA RSL				620,000	490,000	690,000
AOI-1 - Buildings Constructed Prior to 1981	JC-SB-9	7/2/2014	0	< 20	< 20	< 80
	JC-SB-9	7/2/2014	1.5	< 20	< 20	< 80
	JC-SB-10	7/2/2014	0	< 20	< 20	< 80
	JC-SB-10	7/2/2014	1.5	< 20	< 20	< 80
	JC-SB-11	7/2/2014	0	< 20	< 20	< 80
	JC-SB-11	7/2/2014	1.5	< 20	< 20	< 80
	JC-SB-12	7/2/2014	0	< 20	< 20	< 80
	JC-SB-12	7/2/2014	1.5	< 20	< 20	< 80
	JC-SB-12	*7/2/2014*	*1.5*	*< 20*	*< 20*	*< 80*
	JC-SB-13	7/2/2014	0	< 20	< 20	< 80
	JC-SB-13	7/2/2014	1.5	< 20	< 20	< 80
	JC-SB-14	7/2/2014	0	< 20	< 20	< 80
	JC-SB-14	7/2/2014	1.5	< 20	< 20	< 80
	JC-SB-15	7/2/2014	0	< 20	< 20	< 80
	JC-SB-15	*7/2/2014*	*0*	*< 20*	*< 20*	*< 80*
	JC-SB-15	7/2/2014	1.5	< 20	< 20	< 80
	JC-SB-16	7/2/2014	0	< 20	< 20	< 80
	JC-SB-16	7/2/2014	1.5	< 20	< 20	< 80
	JC-SB-17	7/2/2014	0	< 20	< 20	< 80
	JC-SB-17	7/2/2014	1.5	< 20	< 20	< 80
	JC-SB-18	7/2/2014	0	< 20	< 20	< 80
	JC-SB-18	7/2/2014	1.5	< 20	< 20	< 79
	JC-SB-19	7/2/2014	0	< 20	< 20	< 80
	JC-SB-19	7/2/2014	1.5	< 20	< 20	< 80
	JC-SB-20	7/2/2014	0	< 20	< 20	< 80
	JC-SB-20	7/2/2014	1.5	< 20	< 20	< 80
	JC-SB-21	7/2/2014	0	< 20	< 20	< 80
	JC-SB-21	7/2/2014	1.5	< 20	< 20	< 80
	JC-SB-22	7/2/2014	0	< 20	< 20	< 80
	JC-SB-22	7/2/2014	1.5	< 20	< 20	< 80
	JC-SB-23	7/2/2014	0	< 20	< 20	< 80
	JC-SB-23	*7/2/2014*	*0*	*< 20*	*< 20*	*< 80*
	JC-SB-23	7/2/2014	1.5	< 20	< 20	< 80
	JC-SB-24	7/2/2014	0	< 20	< 20	< 80
	JC-SB-24	7/2/2014	1.5	< 20	< 20	< 80
	JC-SB-25	7/2/2014	0	< 20	< 20	< 80
	JC-SB-25	7/2/2014	1.5	< 20	< 20	< 79
	JC-SB-26	7/2/2014	0	< 20	< 20	< 80
	JC-SB-26	7/2/2014	1.5	< 20	< 20	< 80
	JC-SB-27	7/2/2014	0	< 20	< 20	< 80
	JC-SB-27	7/2/2014	1.5	< 20	< 20	< 80
	JC-SB-28	7/3/2014	0	< 20	< 20	< 80
	JC-SB-28	7/3/2014	1.5	< 20	< 20	< 79
	JC-SB-29	7/3/2014	0	< 20	< 20	< 80
	JC-SB-29	7/3/2014	1.5	< 20	< 20	< 79
	JC-SB-30	7/3/2014	0	< 20	< 20	< 80
	JC-SB-30	7/3/2014	1.5	< 20	< 20	< 80
	JC-SB-31	7/7/2014	0	< 20	< 20	< 79
	JC-SB-31	7/7/2014	1.5	< 20	< 20	< 80
	JC-SB-32	7/7/2014	0	< 20	< 20	< 79
	JC-SB-32	7/7/2014	1.5	< 20	< 20	< 80
	JC-SB-32	*7/7/2014*	*1.5*	*< 20*	*< 20*	*< 80*
	JC-SB-33	7/3/2014	0	< 20	< 20	< 80
	JC-SB-33	7/3/2014	1.5	< 20	< 20	< 80
	JC-SB-34	7/3/2014	0	< 20	< 20	< 80
	JC-SB-34	*7/3/2014*	*0*	*< 20*	*< 20*	*< 80*
	JC-SB-34	7/3/2014	1.5	< 20	< 20	< 80
	JC-SB-35	7/3/2014	0	< 20	< 20	< 80
	JC-SB-35	7/3/2014	1.5	< 20	< 20	< 80
	JC-SB-36	7/3/2014	0	< 20	< 20	< 80
	JC-SB-36	7/3/2014	1.5	< 20	< 20	< 80
	JC-SB-37	7/3/2014	0	< 20	< 20	< 80
	JC-SB-37	7/3/2014	1.5	< 20	< 20	< 80
	JC-SB-38	7/3/2014	0	< 20	< 20	< 80
	JC-SB-38	7/3/2014	1.5	< 20	< 20	< 80
	JC-SB-39	7/3/2014	0	< 20	< 20	< 80
	JC-SB-39	7/3/2014	1.5	< 20	< 20	< 80
	JC-SB-40	7/3/2014	0	< 20	< 20	< 80
	JC-SB-40	7/3/2014	1.5	< 20	< 20	< 80

Table 3d. AOI-1 Herbicides in Soil
Juan Cabrillo Elementary School
30237 Morning View Drive
Malibu, California

Area of Interest (AOI)	Sample ID	Sample Date	Depth (feet bgs)	Herbicides (µg/kg)		
				2,4,5-T	2,4,5-TP	2,4-D
Residential DTSC-Modified RSL or USEPA RSL				**620,000**	**490,000**	**690,000**
AOI-1 - Buildings Constructed Prior to 1981	JC-SB-41	7/2/2014	0	< 20	< 20	< 80
	JC-SB-41	7/2/2014	1.5	< 20	< 20	< 80
	JC-SB-42	7/7/2014	0	< 20	< 20	< 80
	JC-SB-42	7/7/2014	1.5	< 20	< 20	< 80
	JC-SB-45	7/3/2014	0	< 20	< 20	< 80
	JC-SB-45	7/3/2014	1.5	< 20	< 20	< 80
	JC-SB-46	7/3/2014	0	< 20	< 20	< 80
	JC-SB-46	7/3/2014	1.5	< 20	< 20	< 80
	JC-SB-46	*7/3/2014*	*1.5*	*< 20*	*< 20*	*< 80*
	JC-SB-47	7/3/2014	0	< 20	< 20	< 80
	JC-SB-47	7/3/2014	1.5	< 20	< 20	< 80
	JC-SB-48	7/3/2014	0	< 20	< 20	< 80
	JC-SB-48	7/3/2014	1.5	< 20	< 20	< 79
	JC-SB-49	7/3/2014	0	< 20	< 20	< 80
	JC-SB-49	7/3/2014	1.5	< 20	< 20	< 80
	JC-SB-50	7/3/2014	0	< 20	< 20	< 79
	JC-SB-50	7/3/2014	1.5	< 20	< 20	< 80
	JC-SB-51	7/3/2014	0	< 20	< 20	< 79
	JC-SB-51	7/3/2014	1.5	< 20	< 20	< 79
	JC-SB-52	7/3/2014	0	< 20	< 20	< 80
	JC-SB-52	*7/3/2014*	*1.5*	*< 20*	*< 20*	*< 80*
	JC-SB-52	7/3/2014	1.5	< 20	< 20	< 80
	JC-SB-53	7/3/2014	0	< 20	< 20	< 79
	JC-SB-53	7/3/2014	1.5	< 20	< 20	< 79

Notes:
µg/kg - micrograms per kilogram
Field duplicates are shown in italics
Herbicides by USEPA Method 8151
USEPA - United States Environmental Protection Agency
DTSC - Department of Toxic Substances Control
RSLs - Regional Screening Levels
bgs - below ground surface

Table 3e. AOI-1 Lead in Soil
Juan Cabrillo Elementary School
30237 Morning View Drive
Malibu, California

Area of Interest (AOI)	Sample ID	Sample Date	Depth (feet bgs)	Lead (mg/kg)
Residential DTSC-Modified RSL or USEPA RSL				**80**
AOI-1 - Buildings Constructed Prior to 1981	JC-SB-9	7/2/2014	0	8.8
	JC-SB-9	7/2/2014	1.5	4.7
	JC-SB-10	7/2/2014	0	12
	JC-SB-10	7/2/2014	1.5	< 4.0
	JC-SB-11	7/2/2014	0	4.8
	JC-SB-11	7/2/2014	1.5	2.5
	JC-SB-12	7/2/2014	0	11
	JC-SB-12	7/2/2014	1.5	2.7
	JC-SB-12	*7/2/2014*	*1.5*	*23*
	JC-SB-13	7/2/2014	0	**89**
	JC-SB-13	7/2/2014	1.5	5.8
	JC-SB-14	7/2/2014	0	4.5
	JC-SB-14	7/2/2014	1.5	3.8
	JC-SB-15	7/2/2014	0	7.7
	JC-SB-15	*7/2/2014*	*0*	*3.9*
	JC-SB-15	7/2/2014	1.5	8.3
	JC-SB-16	7/2/2014	0	5.8
	JC-SB-16	7/2/2014	1.5	3.5
	JC-SB-17	7/2/2014	0	3.5
	JC-SB-17	7/2/2014	1.5	2.7
	JC-SB-18	7/2/2014	0	6.5
	JC-SB-18	7/2/2014	1.5	3.1
	JC-SB-19	7/2/2014	0	5.2
	JC-SB-19	7/2/2014	1.5	4.5
	JC-SB-20	7/2/2014	0	4.1
	JC-SB-20	7/2/2014	1.5	7.5
	JC-SB-21	7/2/2014	0	45
	JC-SB-21	7/2/2014	1.5	3.2
	JC-SB-22	7/2/2014	0	7.9
	JC-SB-22	7/2/2014	1.5	2.5
	JC-SB-23	7/2/2014	0	6.3
	JC-SB-23	*7/2/2014*	*0*	*5.2*
	JC-SB-23	7/2/2014	1.5	< 3.9
	JC-SB-24	7/2/2014	0	7.1
	JC-SB-24	7/2/2014	1.5	2.6
	JC-SB-25	7/2/2014	0	7.8
	JC-SB-25	7/2/2014	1.5	5.9
	JC-SB-26	7/2/2014	0	11
	JC-SB-26	7/2/2014	1.5	5.1
	JC-SB-27	7/2/2014	0	8.5
	JC-SB-27	7/2/2014	1.5	11
	JC-SB-28	7/3/2014	0	6.8
	JC-SB-28	7/3/2014	1.5	3.6
	JC-SB-29	7/3/2014	0	6.6
	JC-SB-29	7/3/2014	1.5	3.7
	JC-SB-30	7/3/2014	0	68
	JC-SB-30	7/3/2014	1.5	5.9
	JC-SB-31	7/7/2014	0	4.9
	JC-SB-31	7/7/2014	1.5	5.4
	JC-SB-32	7/7/2014	0	4.9
	JC-SB-32	7/7/2014	1.5	2.4
	JC-SB-32	*7/7/2014*	*1.5*	*3.6*
	JC-SB-33	7/3/2014	0	11
	JC-SB-33	7/3/2014	1.5	< 3.9
	JC-SB-34	7/3/2014	0	10
	JC-SB-34	*7/3/2014*	*0*	*< 3.9*
	JC-SB-34	7/3/2014	1.5	9.6
	JC-SB-35	7/3/2014	0	7.3
	JC-SB-35	7/3/2014	1.5	5.9
	JC-SB-36	7/3/2014	0	13
	JC-SB-36	7/3/2014	1.5	10
	JC-SB-37	7/3/2014	0	13
	JC-SB-37	7/3/2014	1.5	< 2.0
	JC-SB-38	7/3/2014	0	29
	JC-SB-38	7/3/2014	1.5	7.6
	JC-SB-39	7/3/2014	0	18
	JC-SB-39	7/3/2014	1.5	< 3.9
	JC-SB-40	7/3/2014	0	10
	JC-SB-40	7/3/2014	1.5	< 3.9

Table 3e. AOI-1 Lead in Soil
Juan Cabrillo Elementary School
30237 Morning View Drive
Malibu, California

Area of Interest (AOI)	Sample ID	Sample Date	Depth (feet bgs)	Lead (mg/kg)
Residential DTSC-Modified RSL or USEPA RSL				**80**
AOI-1 - Buildings Constructed Prior to 1981	JC-SB-41	7/2/2014	0	14
	JC-SB-41	7/2/2014	1.5	11
	JC-SB-42	7/7/2014	0	15
	JC-SB-42	7/7/2014	1.5	2.8
	JC-SB-45	7/3/2014	0	6.6
	JC-SB-45	7/3/2014	1.5	2.2
	JC-SB-46	7/3/2014	0	7.2
	JC-SB-46	7/3/2014	1.5	2.5
	JC-SB-46	*7/3/2014*	*1.5*	*2.0*
	JC-SB-47	7/3/2014	0	5.8
	JC-SB-47	7/3/2014	1.5	14
	JC-SB-48	7/3/2014	0	24
	JC-SB-48	7/3/2014	1.5	5.7
	JC-SB-49	7/3/2014	0	4.0
	JC-SB-49	7/3/2014	1.5	2.7
	JC-SB-50	7/3/2014	0	5.6
	JC-SB-50	7/3/2014	1.5	3.2
	JC-SB-51	7/3/2014	0	12
	JC-SB-51	7/3/2014	1.5	3.8
	JC-SB-52	7/3/2014	0	9.2
	JC-SB-52	7/3/2014	1.5	3.2
	JC-SB-52	*7/3/2014*	*1.5*	*2.7*
	JC-SB-53	7/3/2014	0	4.6
	JC-SB-53	7/3/2014	1.5	< 2.0

Notes:
Bolded values exceed the Residential DTSC-Modified RSL or USEPA RSL
mg/kg - milligrams per kilogram
Field duplicates are shown in italics
Lead by USEPA Method 6010
USEPA - United States Environmental Protection Agency
DTSC - Department of Toxic Substances Control
RSLs - Regional Screening Levels
bgs - below ground surface

Table 4b. AOI-2 TPH in Soil
Juan Cabrillo Elementary School
30237 Morning View Drive
Malibu, California

Area of Interest (AOI)	Sample ID	Sample Date	Depth (feet bgs)	Gasoline Range Organics in mg/kg							
				Petroleum Hydrocarbons (C04 - C06)	Petroleum Hydrocarbons (C06 - C07)	Petroleum Hydrocarbons (C07 - C08)	Petroleum Hydrocarbons (C08 - C09)	Petroleum Hydrocarbons (C09 - C10)	Petroleum Hydrocarbons (C10 - C11)	Petroleum Hydrocarbons (C11 - C12)	Petroleum Hydrocarbons (C12 - C13)
AOI-2 - Septic Systems 7, 8, and 9	JC-SB-58	7/7/2014	4.5	< 0.40	< 0.40	< 0.40	< 0.40	< 0.40	< 0.40	< 0.40	< 0.4
	JC-SB-58	7/7/2014	14.5	< 0.38	< 0.38	< 0.38	< 0.38	< 0.38	< 0.38	< 0.38	< 0.38
	JC-SB-58	7/7/2014	24.5	< 0.39	< 0.39	< 0.39	< 0.39	< 0.39	< 0.39	< 0.39	< 0.39
	JC-SB-58	7/7/2014	34.5	< 0.38	< 0.38	< 0.38	< 0.38	< 0.38	< 0.38	< 0.38	< 0.38
	JC-SB-59	7/7/2014	4.5	< 0.40J	< 0.40 J	< 0.40J	< 0.40J	< 0.40J	< 0.40 J	< 0.40 J	< 0.40 J
	JC-SB-59	7/7/2014	14.5	< 0.34	< 0.40	< 0.40	< 0.40	< 0.40	< 0.40	< 0.40	< 0.40
	JC-SB-59	7/7/2014	24.5	< 0.38 J	< 0.38 J	< 0.38 J	< 0.38J	< 0.38 J	< 0.38 J	< 0.38 J	< 0.38 J
	JC-SB-59	7/7/2014	34.5	< 0.38	< 0.38	< 0.38	< 0.38	< 0.38	< 0.38	< 0.38	< 0.38
	JC-SB-60	7/3/2014	4.5	< 0.39	< 0.39	< 0.39	< 0.39	< 0.39	< 0.39	< 0.39	< 0.39
	JC-SB-60	7/3/2014	9.5	< 0.39	< 0.39	< 0.39	< 0.39	< 0.39	< 0.39	< 0.39	< 0.39
	JC-SB-61	7/3/2014	4.5	< 0.39	< 0.39	< 0.39	< 0.39	< 0.39	< 0.39	< 0.39	< 0.39
	JC-SB-61	7/3/2014	9.5	< 0.39	< 0.39	< 0.39	< 0.39	< 0.39	< 0.39	< 0.39	< 0.39
	JC-SB-62	7/8/2014	4.5	< 0.39	< 0.39	< 0.39	< 0.39	< 0.39	< 0.0049	< 0.39	< 0.39
	JC-SB-62	7/8/2014	14.5	< 0.40	< 0.40	< 0.40	< 0.40	< 0.40	< 0.005	< 0.40	< 0.40
	JC-SB-62	7/8/2014	24.5	< 0.38	< 0.38	< 0.38	< 0.38	< 0.38	< 0.005	< 0.38	< 0.38
	JC-SB-62	7/8/2014	34.5	< 0.39	< 0.39	< 0.39	< 0.39	< 0.39	< 0.005	< 0.39	< 0.39
	JC-SB-62	7/8/2014	39.5	< 0.38	< 0.38	< 0.38	< 0.38	< 0.38	< 0.005	< 0.38	< 0.38

Notes:
mg/kg - milligrams per kilogram
Field duplicates are shown in italics
TPH by USEPA Method 8015M
USEPA - United States Environmental Protection Agency
DTSC - Department of Toxic Substances Control
RSLs - Regional Screening Levels
bgs - below ground surface
J - Results and or reporting limits are estimated
EFH - Extractable Fuel Hydrocarbon

USEPA RSLs for Petroleum Hydrocarbons (results are compared to the most conservative value for the specified range) (USEPA 2015)

Aliphatic Low, C5 - C8	520 mg/kg
Aromatic Low, C6 - C8	82 mg/kg
Aliphatic Medium, C9 - C18	96 mg/kg
Aromatic Medium, C9 - C16	110 mg/kg
Aliphatic High, C19 - C32	230,000 mg/kg
Aromatic High, C17 - C32	2,500 mg/kg

Table 4b. AOI-2 TPH in Soil
Juan Cabrillo Elementary School
30237 Morning View Drive
Malibu, California

Area of Interest (AOI)	Sample ID	Sample Date	Depth (feet bgs)	Diesel Range Organics in mg/kg							
				EFH (C13 - C14)	EFH (C15 - C16)	EFH (C17 - C18)	EFH (C19 - C20)	EFH (C21 - C22)	EFH (C23 - C24)	EFH (C25 - C26)	EFH (C27 - C28)
AOI-2 - Septic Systems 7, 8, and 9	JC-SB-58	7/7/2014	4.5	< 4.9	< 4.9	< 4.9	< 4.9	< 4.9	< 4.9	< 4.9	< 4.9
	JC-SB-58	7/7/2014	14.5	< 5.0	< 5.0	< 5.0	< 5.0	< 5.0	< 5.0	< 5.0	< 5.0
	JC-SB-58	7/7/2014	24.5	< 5.0	< 5.0	< 5.0	< 5.0	< 5.0	< 5.0	< 5.0	< 5.0
	JC-SB-58	7/7/2014	34.5	< 5.0	< 5.0	< 5.0	< 5.0	< 5.0	< 5.0	< 5.0	< 5.0
	JC-SB-59	7/7/2014	4.5	< 5.0 J	< 5.0 J	< 5.0 J	< 5.0 J	< 5.0 J	< 5.0 J	< 5.0 J	< 5.0 J
	JC-SB-59	7/7/2014	14.5	< 4.9	< 4.9	< 4.9	< 4.9	< 4.9	< 4.9	< 4.9	< 4.9
	JC-SB-59	7/7/2014	24.5	< 4.9 J	< 4.9 J	< 4.9 J	< 4.9 J	< 4.9 J	< 4.9 J	< 4.9 J	< 4.9 J
	JC-SB-59	7/7/2014	34.5	< 5.0	< 5.0	< 5.0	< 5.0	< 5.0	< 5.0	< 5.0	< 5.0
	JC-SB-60	7/3/2014	4.5	< 5.0	< 5.0	< 5.0	< 5.0	< 5.0	< 5.0	< 5.0	< 5.0
	JC-SB-60	7/3/2014	9.5	< 5.0	< 5.0	< 5.0	< 5.0	< 5.0	< 5.0	< 5.0	< 5.0
	JC-SB-61	7/3/2014	4.5	< 5.0	< 5.0	< 5.0	< 5.0	< 5.0	< 5.0	< 5.0	< 5.0
	JC-SB-61	7/3/2014	9.5	< 5.0	< 5.0	< 5.0	< 5.0	< 5.0	< 5.0	< 5.0	< 5.0
	JC-SB-62	7/8/2014	4.5	< 4.9	< 4.9	< 4.9	< 4.9	< 4.9	< 4.9	< 4.9	< 4.9
	JC-SB-62	7/8/2014	14.5	< 5.0	< 5.0	< 5.0	< 5.0	< 5.0	< 5.0	< 5.0	< 5.0
	JC-SB-62	7/8/2014	24.5	< 5.0	< 5.0	< 5.0	< 5.0	< 5.0	< 5.0	< 5.0	< 5.0
	JC-SB-62	7/8/2014	34.5	< 5.0	< 5.0	< 5.0	< 5.0	< 5.0	< 5.0	< 5.0	< 5.0
	JC-SB-62	7/8/2014	39.5	< 5.0	< 5.0	< 5.0	< 5.0	< 5.0	< 5.0	< 5.0	< 5.0

Notes:
mg/kg - milligrams per kilogram
Field duplicates are shown in italics
TPH by USEPA Method 8015M
USEPA - United States Environmental Protection Agency
DTSC - Department of Toxic Substances Control
RSLs - Regional Screening Levels
bgs - below ground surface
J - Results and or reporting limits are estimated
EFH - Extractable Fuel Hydrocarbon

USEPA RSLs for Petroleum Hydrocarbons (results are compared to the most conservative value for the specified range) (USEPA 2015)

Aliphatic Low, C5 - C8	520 mg/kg
Aromatic Low, C6 - C8	82 mg/kg
Aliphatic Medium, C9 - C18	96 mg/kg
Aromatic Medium, C9 - C16	110 mg/kg
Aliphatic High, C19 - C32	230,000 mg/kg
Aromatic High, C17 - C32	2,500 mg/kg

Table 4b. AOI-2 TPH in Soil
Juan Cabrillo Elementary School
30237 Morning View Drive
Malibu, California

Area of Interest (AOI)	Sample ID	Sample Date	Depth (feet bgs)	Diesel Range Organics in mg/kg						
				EFH (C29 - C30)	EFH (C31 - C32)	EFH (C33 - C34)	EFH (C35 - C36)	EFH (C37 - C38)	EFH (C39 - C40)	EFH (C13 - C40)
AOI-2 - Septic Systems 7, 8, and 9	JC-SB-58	7/7/2014	4.5	< 4.9	< 4.9	< 4.9	< 4.9	< 4.9	< 4.9	< 4.9
	JC-SB-58	7/7/2014	14.5	< 5.0	< 5.0	< 5.0	< 5.0	< 5.0	< 5.0	< 5.0
	JC-SB-58	7/7/2014	24.5	< 5.0	< 5.0	< 5.0	< 5.0	< 5.0	< 5.0	< 5.0
	JC-SB-58	7/7/2014	34.5	< 5.0	< 5.0	< 5.0	< 5.0	< 5.0	< 5.0	< 5.0
	JC-SB-59	7/7/2014	4.5	< 5.0 J	5.0 J	< 5.0 J	< 5.0 J	< 5.0 J	< 5.0 J	38 J
	JC-SB-59	7/7/2014	14.5	< 4.9	< 4.9	< 4.9	< 4.9	< 4.9	< 4.9	< 4.9
	JC-SB-59	7/7/2014	24.5	< 4.9 J	< 4.9 J	< 4.9 J	< 4.9 J	< 4.9 J	< 4.9 J	6.1 J
	JC-SB-59	7/7/2014	34.5	< 5.0	< 5.0	< 5.0	< 5.0	< 5.0	< 5.0	< 5.0
	JC-SB-60	7/3/2014	4.5	< 5.0	< 5.0	< 5.0	< 5.0	< 5.0	< 5.0	8.3
	JC-SB-60	7/3/2014	9.5	< 5.0	< 5.0	< 5.0	< 5.0	< 5.0	< 5.0	6.7
	JC-SB-61	7/3/2014	4.5	< 5.0	< 5.0	< 5.0	< 5.0	< 5.0	< 5.0	19
	JC-SB-61	7/3/2014	9.5	< 5.0	< 5.0	< 5.0	< 5.0	< 5.0	< 5.0	< 5.0
	JC-SB-62	7/8/2014	4.5	< 4.9	< 4.9	< 4.9	< 4.9	< 4.9	< 4.9	< 4.9
	JC-SB-62	7/8/2014	14.5	< 5.0	< 5.0	< 5.0	< 5.0	< 5.0	< 5.0	< 5.0
	JC-SB-62	7/8/2014	24.5	< 5.0	< 5.0	< 5.0	< 5.0	< 5.0	< 5.0	< 5.0
	JC-SB-62	7/8/2014	34.5	< 5.0	< 5.0	< 5.0	< 5.0	< 5.0	< 5.0	< 5.0
	JC-SB-62	7/8/2014	39.5	< 5.0	< 5.0	< 5.0	< 5.0	< 5.0	< 5.0	< 5.0

Notes:
mg/kg - milligrams per kilogram
Field duplicates are shown in italics
TPH by USEPA Method 8015M
USEPA - United States Environmental Protection Agency
DTSC - Department of Toxic Substances Control
RSLs - Regional Screening Levels
bgs - below ground surface
J - Results and or reporting limits are estimated
EFH - Extractable Fuel Hydrocarbon

USEPA RSLs for Petroleum Hydrocarbons (results are compared to the most conservative value for the specified range) (USEPA 2015)

Aliphatic Low, C5 - C8	520 mg/kg
Aromatic Low, C6 - C8	82 mg/kg
Aliphatic Medium, C9 - C18	96 mg/kg
Aromatic Medium, C9 - C16	110 mg/kg
Aliphatic High, C19 - C32	230,000 mg/kg
Aromatic High, C17 - C32	2,500 mg/kg

Table 4c. AOI-2 Metals in Soil
Juan Cabrillo Elementary School
30237 Morning View Drive
Malibu, California

Area of Interest (AOI)	Sample ID	Sample Date	Depth (feet bgs)	Metals in mg/kg																
				Antimony	Arsenic	Barium	Beryllium	Cadmium	Chromium (total)	Cobalt	Copper	Lead	Molybdenum	Nickel	Selenium	Silver	Thallium	Vanadium	Zinc	Mercury
Residential DTSC-Modified RSL or USEPA RSL				**31**	**12[a]**	**15,000**	**16**	**4.6**	**120,000**	**23**	**3,100**	**80**	**390**	**1,500**	**390**	**390**	**0.78[b]**	**390**	**23,000**	**23**
AOI-2 - Septic Systems 7, 8, and 9	JC-SB-58	7/7/2014	4.5	< 9.8 J	< 2.9	180	< 0.49	1.2	45	13	19	2.3	< 2.0	45	< 2.9	< 1.5	< 9.8	48	31	0.022
	JC-SB-58	7/7/2014	14.5	< 10 J	3.1	89	< 0.50	1.2	56	17	25	2.8	< 2.0	61	< 3.0	< 1.5	< 10	58	44	0.027
	JC-SB-58	7/7/2014	24.5	< 9.9 J	< 3.0	65	< 0.50	0.98	45	11	19	< 2.0	< 2.0	43	< 3.0	< 1.5	< 9.9	49	34	0.031
	JC-SB-58	7/7/2014	34.5	< 20 J	< 6.0	200	< 1.0	< 1.0	49	18	37	< 4.0	< 4.0	98	< 6.0	< 3.0	< 20	28	48	< 0.020
	JC-SB-59	7/7/2014	4.5	< 10 J	6.7	110	< 0.50	**7.2**	58	11	38	2.4	15	84	4.2	< 1.5	< 10	88	79	0.10
	JC-SB-59	7/7/2014	14.5	< 20 J	< 5.9	64	< 0.98	< 0.98	58	19	26	< 3.9	< 3.9	70	< 5.9	< 2.9	< 20	55	45	0.021
	JC-SB-59	7/7/2014	24.5	< 20 J	< 5.9	51	< 0.99	1.2	68	23	31	< 3.9	< 3.9	81	< 5.9	< 3.0	< 20	58	46	< 0.020
	JC-SB-59	7/7/2014	34.5	< 20 J	< 6.0	87	< 1.0	1.3	68	18	30	< 4.0	< 4.0	80	< 6.0	< 3.0	< 20	63	44	< 0.020
	JC-SB-60	7/3/2014	4.5	< 20 J	< 5.9	83 J	< 0.99	2.6	69	20	29	< 3.9	4.5	79	< 5.9	< 3.0	< 20	78	59	0.10
	JC-SB-60	7/3/2014	9.5	< 20 J	< 6.0	90 J	< 1.0	2.8	77	22	32	< 4.0	4.6	88	< 6.0	< 3.0	< 20	83	64	0.069
	JC-SB-61	7/3/2014	4.5	< 10 J	< 3.0	56 J	< 0.50	1.9	47	13	19	2.3	2.7	52	< 3.0	< 1.5	< 10	55	40	0.055
	JC-SB-61	7/3/2014	9.5	< 20 J	< 5.9	84 J	< 0.99	2.7	69	20	29	< 3.9	4.5	81	< 5.9	< 3.0	< 20	75	64	0.068
	JC-SB-62	7/8/2014	4.5	< 10 J	< 3.0	61 J	< 0.50	1.4	47	14	20	2.5	< 2.0	46	< 3.0 J	< 1.5	< 10	50	28 J	0.026
	JC-SB-62	7/8/2014	14.5	< 20 J	< 6.0	43 J	< 1.0	2.1	78	22	28	< 4.0	< 4.0	86	< 6.0 J	< 3.0	< 20	65	61 J	0.040
	JC-SB-62	7/8/2014	24.5	< 10 J	< 3.0	29 J	< 0.50	0.74	41	11	12	2.1	< 2.0	35	< 3.0 J	< 1.5	< 10	34	25 J	< 0.020
	JC-SB-62	7/8/2014	34.5	< 9.9 J	6.0	530 J	< 0.49	0.56	41	2.2	21	< 2.0	5.5	35	< 3.0 J	< 1.5	< 9.9	60	39 J	0.033
	JC-SB-62	7/8/2014	39.5	< 10 J	6.8	540 J	< 0.50	**5.9**	46	5.3	24	< 2.0	11	34	< 3.0 J	< 1.5	< 10	92	46 J	0.027

Notes:
Bolded values exceed the Residential DTSC-Modified RSL or USEPA RSL
mg/kg - milligrams per kilogram
Field duplicates are shown in italics
Metals by USEPA Method 6010/7471
USEPA - United States Environmental Protection Agency
DTSC - Department of Toxic Substances Control
RSLs - Regional Screening Levels
bgs - below ground surface

J - Results and or reporting limits are estimated

[a] Arsenic occurs naturally in soil. An evaluation of arsenic soil data from school sites in Southern California found arsenic concentrations ranging from 0.15 mg/kg to 20 mg/kg, with an upper-bound background arsenic concentration of 12 mg/kg (Chernoff G, Bosan W, Oudiz D. 2008. Determination of a Southern California Regional Background Arsenic Concentration in Soil). Arsenic concentrations in soil samples collected at the site were conservatively screened against 12 mg/kg. Arsenic concentrations greater than 12 mg/kg were further evaluated in Section 9 of the PEA Report.

[b] - As specified in the DTSC-approved PEA Work Plan, the reporting limit for thallium exceeds the RSL. As all results are non-detect, values are not bolded.

Table 4d. AOI-2 VOCs in Soil Vapor
Juan Cabrillo Elementary School
30237 Morning View Drive
Malibu, California

Area of Interest (AOI)	Sample ID	Sample date	Depth (feet bgs)	Volatile Organic Compounds (VOCs) in µg/L															
				1,1,1,2-Tetrachloroethane	1,1,1-Trichloroethane	1,1,2,2-Tetrachloroethane	1,1,2-Trichloro-1,2,2-trifluoroethane	1,1,2-Trichloroethane	1,1-Dichloroethane	1,1-Dichloroethene	1,1-Dichloropropene	1,2,3-Trichlorobenzene	1,2,3-Trichloropropane	1,2,4-Trichlorobenzene	1,2,4-Trimethylbenzene	1,2-Dibromo-3-chloropropane	1,2-Dibromoethane	1,2-Dichlorobenzene	1,2-Dichloroethane
Residential Soil Gas Screening Level for 5 feet bgs or less[b]				**0.33**	**1040**	**0.04**	**31000**	**0.18**	**1.52**	**73**	**NA**	**2.1**	**0.0001112**	**2.1**	**7.3**	**0.00017[a]**	**0.0047**	**210**	**0.11**
AOI-2 - Septic Systems 7, 8, and 9	JC-SV-1	7/23/2014	5	< 0.008	< 0.008	< 0.008	< 0.040	< 0.008	< 0.008	< 0.008	< 0.008	< 0.008	< 0.008	< 0.008	< 0.008	< 0.008	< 0.008	< 0.008	< 0.008
	JC-SV-1	7/23/2014	15	< 0.008	< 0.008	< 0.008	< 0.040	< 0.008	< 0.008	< 0.008	< 0.008	< 0.008	< 0.008	< 0.008	< 0.008	< 0.008	< 0.008	< 0.008	< 0.008
	JC-SV-1	*7/23/2014*	*15*	*< 0.008*	*< 0.008*	*< 0.008*	*< 0.040*	*< 0.008*	*< 0.008*	*< 0.008*	*< 0.008*	*< 0.008*	*< 0.008*	*< 0.008*	*< 0.008*	*< 0.008*	*< 0.008*	*< 0.008*	*< 0.008*
	JC-SV-1	7/23/2014	28	< 0.008	< 0.008	< 0.008	< 0.040	< 0.008	< 0.008	< 0.008	< 0.008	< 0.008	< 0.008	< 0.008	< 0.008	< 0.008	< 0.008	< 0.008	< 0.008
	JC-SV-2	7/23/2014	5	< 0.008	< 0.008	< 0.008	< 0.040	< 0.008	< 0.008	< 0.008	< 0.008	< 0.008	< 0.008	< 0.008	< 0.008	< 0.008	< 0.008	< 0.008	< 0.008
	JC-SV-2	7/23/2014	15	< 0.008	< 0.008	< 0.008	< 0.040	< 0.008	< 0.008	< 0.008	< 0.008	< 0.008	< 0.008	< 0.008	< 0.008	< 0.008	< 0.008	< 0.008	< 0.008
	JC-SV-2	7/23/2014	30	< 0.008	< 0.008	< 0.008	< 0.040	< 0.008	< 0.008	< 0.008	< 0.008	< 0.008	< 0.008	< 0.008	< 0.008	< 0.008	< 0.008	< 0.008	< 0.008
	JC-SV-3	7/23/2014	5	< 0.008	< 0.008	< 0.008	< 0.040	< 0.008	< 0.008	< 0.008	< 0.008	< 0.008	< 0.008	< 0.008	< 0.008	< 0.008	< 0.008	< 0.008	< 0.008
	JC-SV-4	7/23/2014	5	< 0.008	< 0.008	< 0.008	< 0.040	< 0.008	< 0.008	< 0.008	< 0.008	< 0.008	< 0.008	< 0.008	< 0.008	< 0.008	< 0.008	< 0.008	< 0.008
	JC-SV-5	7/23/2014	5	< 0.008	< 0.008	< 0.008	< 0.040	< 0.008	< 0.008	< 0.008	< 0.008	< 0.008	< 0.008	< 0.008	< 0.008	< 0.008	< 0.008	< 0.008	< 0.008
	JC-SV-5	7/23/2014	21	< 0.008	< 0.008	< 0.008	< 0.040	< 0.008	< 0.008	< 0.008	< 0.008	< 0.008	< 0.008	< 0.008	< 0.008	< 0.008	< 0.008	< 0.008	< 0.008
	JC-SV-5	7/23/2014	36	< 0.008	< 0.008	< 0.008	< 0.040	< 0.008	< 0.008	< 0.008	< 0.008	< 0.008	< 0.008	< 0.008	< 0.008	< 0.008	< 0.008	< 0.008	< 0.008

Notes:

µg/L - micrograms per liter

bgs - below ground surface

Field duplicates are shown in italics

VOCs - Volatile Organic Compounds

VOCs by United States Environmental Protection Agency Method 8260B

[a] As specified in the DTSC-approved PEA Work Plan, the reporting limit for 1,2,3-trichloropropane and 1,2-dibromo-3- chloropropane exceed the RSL. As all results are non-detect, values are not bolded.

[b] Soil gas screening levels are calculated as the ratio of DTSC- Modified RSL (Cal/EPA 2014) or USEPA RSL (USEPA 2014) for residential air to a default attenuation factor of 0.001 for future residential building, as recommended by CalEPA (2013). This screening evaluation does not take into account sample depth.

Soil gas screening levels are applicable to soil gas data collected at 5 feet bgs or less.

Table 4d. AOI-2 VOCs in Soil Vapor
Juan Cabrillo Elementary School
30237 Morning View Drive
Malibu, California

Area of Interest (AOI)	Sample ID	Sample date	Depth (feet bgs)	Volatile Organic Compounds (VOCs) in µg/L															
				1,2-Dichloropropane	1,3,5-Trimethylbenzene	1,3-Dichlorobenzene	1,3-Dichloropropane	1,4-Dichlorobenzene	2,2-Dichloropropane	2-Chlorotoluene	4-Chlorotoluene	Benzene	Bromobenzene	Bromodichloromethane	Bromoform	Carbon Tetrachloride	Chlorobenzene	Chloroform	cis-1,2-Dichloroethene
Residential Soil Gas Screening Level for 5 feet bgs or less[b]				**0.28**	**36.5**	**NA**	**NA**	**0.26**	**NA**	**NA**	**NA**	**0.08**	**63**	**0.07**	**2.21**	**0.06**	**52**	**0.12**	**7.3**
AOI-2 - Septic Systems 7, 8, and 9	JC-SV-1	7/23/2014	5	< 0.008	< 0.008	< 0.008	< 0.008	< 0.008	< 0.008	< 0.008	< 0.008	< 0.008	< 0.008	< 0.008	< 0.008	< 0.008	< 0.008	< 0.008	< 0.008
	JC-SV-1	7/23/2014	15	< 0.008	< 0.008	< 0.008	< 0.008	< 0.008	< 0.008	< 0.008	< 0.008	< 0.008	< 0.008	< 0.008	< 0.008	< 0.008	< 0.008	< 0.008	< 0.008
	JC-SV-1	*7/23/2014*	*15*	*< 0.008*	*< 0.008*	*< 0.008*	*< 0.008*	*< 0.008*	*< 0.008*	*< 0.008*	*< 0.008*	*< 0.008*	*< 0.008*	*< 0.008*	*< 0.008*	*< 0.008*	*< 0.008*	*< 0.008*	*< 0.008*
	JC-SV-1	7/23/2014	28	< 0.008	< 0.008	< 0.008	< 0.008	< 0.008	< 0.008	< 0.008	< 0.008	< 0.008	< 0.008	< 0.008	< 0.008	< 0.008	< 0.008	< 0.008	< 0.008
	JC-SV-2	7/23/2014	5	< 0.008	< 0.008	< 0.008	< 0.008	< 0.008	< 0.008	< 0.008	< 0.008	< 0.008	< 0.008	< 0.008	< 0.008	< 0.008	< 0.008	< 0.008	< 0.008
	JC-SV-2	7/23/2014	15	< 0.008	< 0.008	< 0.008	< 0.008	< 0.008	< 0.008	< 0.008	< 0.008	< 0.008	< 0.008	< 0.008	< 0.008	< 0.008	< 0.008	< 0.008	< 0.008
	JC-SV-2	7/23/2014	30	< 0.008	< 0.008	< 0.008	< 0.008	< 0.008	< 0.008	< 0.008	< 0.008	< 0.008	< 0.008	< 0.008	< 0.008	< 0.008	< 0.008	< 0.008	< 0.008
	JC-SV-3	7/23/2014	5	< 0.008	< 0.008	< 0.008	< 0.008	< 0.008	< 0.008	< 0.008	< 0.008	< 0.008	< 0.008	< 0.008	< 0.008	< 0.008	< 0.008	< 0.008	< 0.008
	JC-SV-4	7/23/2014	5	< 0.008	< 0.008	< 0.008	< 0.008	< 0.008	< 0.008	< 0.008	< 0.008	< 0.008	< 0.008	< 0.008	< 0.008	< 0.008	< 0.008	< 0.008	< 0.008
	JC-SV-5	7/23/2014	5	< 0.008	< 0.008	< 0.008	< 0.008	< 0.008	< 0.008	< 0.008	< 0.008	< 0.008	< 0.008	< 0.008	< 0.008	< 0.008	< 0.008	< 0.008	< 0.008
	JC-SV-5	7/23/2014	21	< 0.008	< 0.008	< 0.008	< 0.008	< 0.008	< 0.008	< 0.008	< 0.008	< 0.008	< 0.008	< 0.008	< 0.008	< 0.008	< 0.008	< 0.008	< 0.008
	JC-SV-5	7/23/2014	36	< 0.008	< 0.008	< 0.008	< 0.008	< 0.008	< 0.008	< 0.008	< 0.008	< 0.008	< 0.008	< 0.008	< 0.008	< 0.008	< 0.008	< 0.008	< 0.008

Notes:

µg/L - micrograms per liter

bgs - below ground surface

Field duplicates are shown in italics

VOCs - Volatile Organic Compounds

VOCs by United States Environmental Protection Agency Method 8260B

[a] As specified in the DTSC-approved PEA Work Plan, the reporting limit for 1,2,3-trichloropropane and 1,2-dibromo-3- chloropropane exceed the RSL. As all results are non-detect, values are not bolded.

[b] Soil gas screening levels are calculated as the ratio of DTSC- Modified RSL (Cal/EPA 2014) or USEPA RSL (USEPA 2014) for residential air to a default attenuation factor of 0.001 for future residential building, as recommended by CalEPA (2013). This screening evaluation does not take into account sample depth.

Soil gas screening levels are applicable to soil gas data collected at 5 feet bgs or less.

Table 4d. AOI-2 VOCs in Soil Vapor
Juan Cabrillo Elementary School
30237 Morning View Drive
Malibu, California

Area of Interest (AOI)	Sample ID	Sample date	Depth (feet bgs)	Volatile Organic Compounds (VOCs) in µg/L															
				cis-1,3-Dichloropropene	Cumene	Dibromochloromethane	Dibromomethane	Dichlorodifluoromethane	Diisopropyl ether	Ethyl Benzene	Ethyl tert-butyl ether	Hexachlorobutadiene	Methyl tert-butyl ether	Methylene Chloride	Naphthalene	n-Butylbenzene	n-Propylbenzene	p-Cymene	sec-Butylbenzene
Residential Soil Gas Screening Level for 5 feet bgs or less[b]				**0.15**	**420**	**0.09**	**4.2**	**100**	**730**	**1.1**	**NA**	**0.11**	**11**	**0.69**	**0.08**	**183**	**1000**	**NA**	**183**
AOI-2 - Septic Systems 7, 8, and 9	JC-SV-1	7/23/2014	5	< 0.008	< 0.008	< 0.008	< 0.008	< 0.008	< 0.040	< 0.008	< 0.040	< 0.008	< 0.040	< 0.008	< 0.008	< 0.008	< 0.008	< 0.008	< 0.008
	JC-SV-1	7/23/2014	15	< 0.008	< 0.008	< 0.008	< 0.008	< 0.008	< 0.040	< 0.008	< 0.040	< 0.008	< 0.040	< 0.008	< 0.008	< 0.008	< 0.008	< 0.008	< 0.008
	JC-SV-1	*7/23/2014*	*15*	*< 0.008*	*< 0.008*	*< 0.008*	*< 0.008*	*< 0.008*	*< 0.040*	*< 0.008*	*< 0.040*	*< 0.008*	*< 0.040*	*< 0.008*	*< 0.008*	*< 0.008*	*< 0.008*	*< 0.008*	*< 0.008*
	JC-SV-1	7/23/2014	28	< 0.008	< 0.008	< 0.008	< 0.008	< 0.008	< 0.040	< 0.008	< 0.040	< 0.008	< 0.040	< 0.008	< 0.008	< 0.008	< 0.008	< 0.008	< 0.008
	JC-SV-2	7/23/2014	5	< 0.008	< 0.008	< 0.008	< 0.008	< 0.008	< 0.040	< 0.008	< 0.040	< 0.008	< 0.040	< 0.008	< 0.008	< 0.008	< 0.008	< 0.008	< 0.008
	JC-SV-2	7/23/2014	15	< 0.008	< 0.008	< 0.008	< 0.008	< 0.008	< 0.040	< 0.008	< 0.040	< 0.008	< 0.040	< 0.008	< 0.008	< 0.008	< 0.008	< 0.008	< 0.008
	JC-SV-2	7/23/2014	30	< 0.008	< 0.008	< 0.008	< 0.008	< 0.008	< 0.040	< 0.008	< 0.040	< 0.008	< 0.040	< 0.008	< 0.008	< 0.008	< 0.008	< 0.008	< 0.008
	JC-SV-3	7/23/2014	5	< 0.008	< 0.008	< 0.008	< 0.008	< 0.008	< 0.040	< 0.008	< 0.040	< 0.008	< 0.040	< 0.008	< 0.008	< 0.008	< 0.008	< 0.008	< 0.008
	JC-SV-4	7/23/2014	5	< 0.008	< 0.008	< 0.008	< 0.008	< 0.008	< 0.040	< 0.008	< 0.040	< 0.008	< 0.040	< 0.008	< 0.008	< 0.008	< 0.008	< 0.008	< 0.008
	JC-SV-5	7/23/2014	5	< 0.008	< 0.008	< 0.008	< 0.008	< 0.008	< 0.040	< 0.008	< 0.040	< 0.008	< 0.040	< 0.008	< 0.008	< 0.008	< 0.008	< 0.008	< 0.008
	JC-SV-5	7/23/2014	21	< 0.008	< 0.008	< 0.008	< 0.008	< 0.008	< 0.040	< 0.008	< 0.040	< 0.008	< 0.040	< 0.008	< 0.008	< 0.008	< 0.008	< 0.008	< 0.008
	JC-SV-5	7/23/2014	36	< 0.008	< 0.008	< 0.008	< 0.008	< 0.008	< 0.040	< 0.008	< 0.040	< 0.008	< 0.040	< 0.008	< 0.008	< 0.008	< 0.008	< 0.008	< 0.008

Notes:

µg/L - micrograms per liter

bgs - below ground surface

Field duplicates are shown in italics

VOCs - Volatile Organic Compounds

VOCs by United States Environmental Protection Agency Method 8260B

[a] As specified in the DTSC-approved PEA Work Plan, the reporting limit for 1,2,3-trichloropropane and 1,2-dibromo-3- chloropropane exceed the RSL. As all results are non-detect, values are not bolded.

[b] Soil gas screening levels are calculated as the ratio of DTSC- Modified RSL (Cal/EPA 2014) or USEPA RSL (USEPA 2014) for residential air to a default attenuation factor of 0.001 for future residential building, as recommended by CalEPA (2013). This screening evaluation does not take into account sample depth.

Soil gas screening levels are applicable to soil gas data collected at 5 feet bgs or less.

Table 4d. AOI-2 VOCs in Soil Vapor
Juan Cabrillo Elementary School
30237 Morning View Drive
Malibu, California

Area of Interest (AOI)	Sample ID	Sample date	Depth (feet bgs)	Volatile Organic Compounds (VOCs) in µg/L											
				Styrene	t-Amyl methyl ether	tert Butyl alcohol	tert-Butylbenzene	Tetrachloroethene	Toluene	trans-1,2-Dichloroethene	trans-1,3-Dichloropropene	Trichloroethene	Trichlorofluoromethane	Vinyl Chloride	Xylenes (total)
Residential Soil Gas Screening Level for 5 feet bgs or less[b]				**939**	**NA**	**NA**	**183**	**0.41**	**313**	**7.3**	**0.15**	**0.48**	**730**	**0.03**	**100**
AOI-2 - Septic Systems 7, 8, and 9	JC-SV-1	7/23/2014	5	< 0.008	< 0.040	< 0.400	< 0.008	< 0.008	< 0.008	< 0.008	< 0.008	< 0.008	< 0.008	< 0.008	< 0.008
	JC-SV-1	7/23/2014	15	< 0.008	< 0.040	< 0.400	< 0.008	< 0.008	< 0.008	< 0.008	< 0.008	< 0.008	< 0.008	< 0.008	< 0.008
	JC-SV-1	*7/23/2014*	*15*	*< 0.008*	*< 0.040*	*< 0.400*	*< 0.008*	*< 0.008*	*< 0.008*	*< 0.008*	*< 0.008*	*< 0.008*	*< 0.008*	*< 0.008*	*< 0.008*
	JC-SV-1	7/23/2014	28	< 0.008	< 0.040	< 0.400	< 0.008	< 0.008	< 0.008	< 0.008	< 0.008	< 0.008	< 0.008	< 0.008	< 0.008
	JC-SV-2	7/23/2014	5	< 0.008	< 0.040	< 0.400	< 0.008	< 0.008	< 0.008	< 0.008	< 0.008	< 0.008	< 0.008	< 0.008	< 0.008
	JC-SV-2	7/23/2014	15	< 0.008	< 0.040	< 0.400	< 0.008	< 0.008	< 0.008	< 0.008	< 0.008	< 0.008	< 0.008	< 0.008	< 0.008
	JC-SV-2	7/23/2014	30	< 0.008	< 0.040	< 0.400	< 0.008	< 0.008	< 0.008	< 0.008	< 0.008	< 0.008	< 0.008	< 0.008	< 0.008
	JC-SV-3	7/23/2014	5	< 0.008	< 0.040	< 0.40	< 0.008	< 0.008	< 0.008	< 0.008	< 0.008	< 0.008	< 0.008	< 0.008	< 0.008
	JC-SV-4	7/23/2014	5	< 0.008	< 0.040	< 0.400	< 0.008	< 0.008	< 0.008	< 0.008	< 0.008	< 0.008	< 0.008	< 0.008	< 0.008
	JC-SV-5	7/23/2014	5	< 0.008	< 0.040	< 0.400	< 0.008	< 0.008	< 0.008	< 0.008	< 0.008	< 0.008	< 0.008	< 0.008	< 0.008
	JC-SV-5	7/23/2014	21	< 0.008	< 0.040	< 0.400	< 0.008	< 0.008	< 0.008	< 0.008	< 0.008	< 0.008	< 0.008	< 0.008	< 0.008
	JC-SV-5	7/23/2014	36	< 0.008	< 0.040	< 0.400	< 0.008	< 0.008	< 0.008	< 0.008	< 0.008	< 0.008	< 0.008	< 0.008	< 0.008

Notes:

µg/L - micrograms per liter

bgs - below ground surface

Field duplicates are shown in italics

VOCs - Volatile Organic Compounds

VOCs by United States Environmental Protection Agency Method 8260B

[a] As specified in the DTSC-approved PEA Work Plan, the reporting limit for 1,2,3-trichloropropane and 1,2-dibromo-3- chloropropane exceed the RSL. As all results are non-detect, values are not bolded.

[b] Soil gas screening levels are calculated as the ratio of DTSC- Modified RSL (Cal/EPA 2014) or USEPA RSL (USEPA 2014) for residential air to a default attenuation factor of 0.001 for future residential building, as recommended by CalEPA (2013). This screening evaluation does not take into account sample depth.

Soil gas screening levels are applicable to soil gas data collected at 5 feet bgs or less.

Table 5. AOI-3 PCBs in Soil
Juan Cabrillo Elementary School
30237 Morning View Drive
Malibu, California

Area of Interest (AOI)	Sample ID	Sample Date	Depth (feet bgs)	PCBs in µg/kg						
				Aroclor 1016	Aroclor 1221	Aroclor 1232	Aroclor 1242	Aroclor 1248	Aroclor 1254	Aroclor 1260
Residential DTSC-Modified RSL or USEPA RSL				**4,000**	**150**	**150**	**240**	**240**	**240**	**240**
AOI-3 - Electrical Transformer	JC-SB-43	7/2/2014	0	< 50	< 50	< 50	< 50	< 50	< 50	< 50
	JC-SB-43	7/2/2014	1.5	< 50	< 50	< 50	< 50	< 50	< 50	< 50
	JC-SB-44	7/2/2014	0	< 49	< 49	< 49	< 49	< 49	< 49	< 49
	JC-SB-44	7/2/2014	1.5	< 50	< 50	< 50	< 50	< 50	< 50	< 50

Notes:
µg/kg - micrograms per kilogram
Field duplicates are shown in italics
PCBs by USEPA Method 8082A
PCBs - Polychlorinated biphenyls
USEPA - United States Environmental Protection Agency
DTSC - Department of Toxic Substances Control
RSLs - Regional Screening Levels
bgs - below ground surface

Table 6a. AOI-4 Organochlorine Pesticides in Soil
Juan Cabrillo Elementary School
30237 Morning View Drive
Malibu, California

Area of Interest (AOI)	Sample ID	Sample Date	Depth (feet bgs)	Pesticides (Organochlorine) in µg/kg																		
				4,4'-DDD	4,4'-DDE	4,4'-DDT	Aldrin	alpha-BHC	beta-BHC	Chlordane (total)	delta-BHC	Dieldrin	Endosulfan I	Endosulfan II	Endosulfan sulfate	Endrin	Endrin aldehyde	Endrin ketone	gamma-BHC	Heptachlor	Heptachlor epoxide	Methoxy-chlor	Toxa-phene
(µg/kg)				2,200	1,600	1,900	31	85	300	1,800	--	33	370,000	370,000	370,000	18,000	18,000	18,000	560	120	59	310,000	480
AOI-4 - Grassy and Sandy Playgrounds	JC-SB-01	7/2/2014	0.5	< 5.0	< 5.0	< 5.0	< 5.0	< 5.0	< 5.0	< 50	< 9.9	< 5.0	< 5.0	< 5.0	< 9.9	< 5.0	< 5.0	< 5.0	< 5.0	< 5.0	< 5.0	< 5.0	< 200
	JC-SB-02	7/2/2014	0.5	< 5.0	< 5.0	< 5.0	< 5.0	< 5.0	< 5.0	< 50	< 9.9	< 5.0	< 5.0	< 5.0	< 9.9	< 5.0	< 5.0	< 5.0	< 5.0	< 5.0	< 5.0	< 5.0	< 200
	JC-SB-03	7/2/2014	0	< 9.9	< 9.9	< 9.9	< 9.9	< 9.9	< 9.9	< 99	< 20	< 9.9	< 9.9	< 9.9	< 20	< 9.9	< 9.9	< 9.9	< 9.9	< 9.9	< 9.9	< 9.9	< 400
	JC-SB-03	7/2/2014	1.5	< 4.9	< 4.9	< 4.9	< 4.9	< 4.9	< 4.9	< 49	< 9.9	< 4.9	< 4.9	< 4.9	< 9.9	< 4.9	< 4.9	< 4.9	< 4.9	< 4.9	< 4.9	< 4.9	< 200
	JC-SB-04	7/2/2014	0	< 4.9	< 4.9	< 4.9	< 4.9	< 4.9	< 4.9	< 49	< 9.9	< 4.9	< 4.9	< 4.9	< 9.9	< 4.9	< 4.9	< 4.9	< 4.9	< 4.9	< 4.9	< 4.9	< 200
	JC-SB-04	*7/2/2014*	*0*	*< 5.0*	*< 5.0*	*< 5.0*	*< 5.0*	*< 5.0*	*< 5.0*	*< 50*	*< 9.9*	*< 5.0*	*< 5.0*	*< 5.0*	*< 9.9*	*< 5.0*	*< 5.0*	*< 5.0*	*< 5.0*	*< 5.0*	*< 5.0*	*< 5.0*	*< 200*
	JC-SB-04	7/2/2014	1.5	< 5.0	< 5.0	< 5.0	< 5.0	< 5.0	< 5.0	< 50	< 9.9	< 5.0	< 5.0	< 5.0	< 9.9	< 5.0	< 5.0	< 5.0	< 5.0	< 5.0	< 5.0	< 5.0	< 200
	JC-SB-05	7/2/2014	0	< 4.9	< 4.9	< 4.9	< 4.9	< 4.9	< 4.9	< 49	< 9.9	< 4.9	< 4.9	< 4.9	< 9.9	< 4.9	< 4.9	< 4.9	< 4.9	< 4.9	< 4.9	< 4.9	< 200
	JC-SB-05	7/2/2014	1.5	< 4.9	< 4.9	< 4.9	< 4.9	< 4.9	< 4.9	< 49	< 9.9	< 4.9	< 4.9	< 4.9	< 9.9	< 4.9	< 4.9	< 4.9	< 4.9	< 4.9	< 4.9	< 4.9	< 200
	JC-SB-06	7/2/2014	0	< 4.9	< 4.9	< 4.9	< 4.9	< 4.9	< 4.9	< 49	< 9.9	< 4.9	< 4.9	< 4.9	< 9.9	< 4.9	< 4.9	< 4.9	< 4.9	< 4.9	< 4.9	< 4.9	< 200
	JC-SB-06	7/2/2014	1.5	< 4.9	< 4.9	< 4.9	< 4.9	< 4.9	< 4.9	< 49	< 9.8	< 4.9	< 4.9	< 4.9	< 9.8	< 4.9	< 4.9	< 4.9	< 4.9	< 4.9	< 4.9	< 4.9	< 200
	JC-SB-07	7/2/2014	0	< 4.9	< 4.9	< 4.9	< 4.9	< 4.9	< 4.9	< 49	< 9.9	< 4.9	< 4.9	< 4.9	< 9.9	< 4.9	< 4.9	< 4.9	< 4.9	< 4.9	< 4.9	< 4.9	< 200
	JC-SB-07	7/2/2014	1.5	< 4.9	< 4.9	< 4.9	< 4.9	< 4.9	< 4.9	< 49	< 9.8	< 4.9	< 4.9	< 4.9	< 9.8	< 4.9	< 4.9	< 4.9	< 4.9	< 4.9	< 4.9	< 4.9	< 200
	JC-SB-08	7/2/2014	0.5	< 5.0	93	10	< 5.0	< 5.0	< 5.0	< 50	< 9.9	< 5.0	< 5.0	< 5.0	< 9.9	< 5.0	< 5.0	< 5.0	< 5.0	< 5.0	< 5.0	< 5.0	< 200
	JC-SB-54	7/3/2014	0	< 5.0	< 5.0	< 5.0	< 5.0	< 5.0	< 5.0	< 50	< 9.9	< 5.0	< 5.0	< 5.0	< 9.9	< 5.0	< 5.0	< 5.0	< 5.0	< 5.0	< 5.0	< 5.0	< 200
	JC-SB-54	7/3/2014	1.5	< 4.9	< 4.9	< 4.9	< 4.9	< 4.9	< 4.9	< 49	< 9.8	< 4.9	< 4.9	< 4.9	< 9.8	< 4.9	< 4.9	< 4.9	< 4.9	< 4.9	< 4.9	< 4.9	< 200
	JC-SB-55	7/3/2014	0.5	< 5.0	< 5.0	< 5.0	< 5.0	< 5.0	< 5.0	< 50	< 9.9	< 5.0	< 5.0	< 5.0	< 9.9	< 5.0	< 5.0	< 5.0	< 5.0	< 5.0	< 5.0	< 5.0	< 200
	JC-SB-56	7/3/2014	0	< 4.9	< 4.9	< 4.9	< 4.9	< 4.9	< 4.9	< 49	< 9.8	< 4.9	< 4.9	< 4.9	< 9.8	< 4.9	< 4.9	< 4.9	< 4.9	< 4.9	< 4.9	< 4.9	< 200
	JC-SB-56	7/3/2014	1.5	< 5.0	< 5.0	< 5.0	< 5.0	< 5.0	< 5.0	< 50	< 9.9	< 5.0	< 5.0	< 5.0	< 9.9	< 5.0	< 5.0	< 5.0	< 5.0	< 5.0	< 5.0	< 5.0	< 200
	JC-SB-57	7/3/2014	0.5	< 4.9	< 4.9	< 4.9	< 4.9	< 4.9	< 4.9	< 49	< 9.9	< 4.9	< 4.9	< 4.9	< 9.9	< 4.9	< 4.9	< 4.9	< 4.9	< 4.9	< 4.9	< 4.9	< 200

Notes:
µg/kg - micrograms per kilogram
Field duplicates are shown in italics
Pesticides by USEPA Method 8081
USEPA - United States Environmental Protection Agency
DTSC - Department of Toxic Substances Control
RSLs - Regional Screening Levels
bgs - below ground surface
NA - Not Available

Table 6b. AOI-4 Organophosphate Pesticides in Soil
Juan Cabrillo Elementary School
30237 Morning View Drive
Malibu, California

Area of Interest (AOI)	Sample ID	Sample Date	Depth (feet bgs)	Pesticides (Organophosphate) in µg/kg													
				2-Butenoic acid, 3-[(dimethoxy-phosphinyl)oxy]-, m	Chlorpyrifos	Co-Ral	Dasanit	Demeton (Demeton O + Demeton S)	Diazinon	Dichlorovos	Dimethoate	Disulfoton	Ethoprop	Ethyl P-Nitorphenyl Benzene-thiophosphate	Famphur	Fenthion	Guthion
Residential DTSC-Modified RSL or USEPA RSL				**NA**	**62,000**	**NA**	**NA**	**2,500**	**43,000**	**1,800**	**12,000**	**2,500**	**NA**	**620**	**NA**	**NA**	**NA**
AOI-4 - Grassy and Sandy Playgrounds	JC-SB-01	7/2/2014	0.5	< 33	< 33	< 33	< 33	< 66	< 33	< 33	< 33	< 33	< 33	< 33	< 33	< 33	< 33
	JC-SB-02	7/2/2014	0.5	< 33	< 33	< 33	< 33	< 66	< 33	< 33	< 33	< 33	< 33	< 33	< 33	< 33	< 33
	JC-SB-03	7/2/2014	0	< 33	< 33	< 33	< 33	< 66	< 33	< 33	< 33	< 33	< 33	< 33	< 33	< 33	< 33
	JC-SB-03	7/2/2014	1.5	< 33	< 33	< 33	< 33	< 66	< 33	< 33	< 33	< 33	< 33	< 33	< 33	< 33	< 33
	JC-SB-04	7/2/2014	0	< 33	< 33	< 33	< 33	< 66	< 33	< 33	< 33	< 33	< 33	< 33	< 33	< 33	< 33
	JC-SB-04	*7/2/2014*	*0*	*< 33*	*< 33*	*< 33*	*< 33*	*< 66*	*< 33*	*< 33*	*< 33*	*< 33*	*< 33*	*< 33*	*< 33*	*< 33*	*< 33*
	JC-SB-04	7/2/2014	1.5	< 33	< 33	< 33	< 33	< 66	< 33	< 33	< 33	< 33	< 33	< 33	< 33	< 33	< 33
	JC-SB-05	7/2/2014	0	< 33	< 33	< 33	< 33	< 66	< 33	< 33	< 33	< 33	< 33	< 33	< 33	< 33	< 33
	JC-SB-05	7/2/2014	1.5	< 33	< 33	< 33	< 33	< 66	< 33	< 33	< 33	< 33	< 33	< 33	< 33	< 33	< 33
	JC-SB-06	7/2/2014	0	< 33	< 33	< 33	< 33	< 65	< 33	< 33	< 33	< 33	< 33	< 33	< 33	< 33	< 33
	JC-SB-06	7/2/2014	1.5	< 33	< 33	< 33	< 33	< 66	< 33	< 33	< 33	< 33	< 33	< 33	< 33	< 33	< 33
	JC-SB-07	7/2/2014	0	< 38	< 38	< 38	< 38	< 75	< 38	< 38	< 38	< 38	< 38	< 38	< 38	< 38	< 38
	JC-SB-07	7/2/2014	1.5	< 33	< 33	< 33	< 33	< 66	< 33	< 33	< 33	< 33	< 33	< 33	< 33	< 33	< 33
	JC-SB-08	7/2/2014	0.5	< 33	< 33	< 33	< 33	< 66	< 33	< 33	< 33	< 33	< 33	< 33	< 33	< 33	< 33
	JC-SB-54	7/3/2014	0	< 33	< 33	< 33	< 33	< 66	< 33	< 33	< 33	< 33	< 33	< 33	< 33	< 33	< 33
	JC-SB-54	7/3/2014	1.5	< 33	< 33	< 33	< 33	< 66	< 33	< 33	< 33	< 33	< 33	< 33	< 33	< 33	< 33
	JC-SB-55	7/3/2014	0.5	< 33	< 33	< 33	< 33	< 66	< 33	< 33	< 33	< 33	< 33	< 33	< 33	< 33	< 33
	JC-SB-56	7/3/2014	0	< 33	< 33	< 33	< 33	< 66	< 33	< 33	< 33	< 33	< 33	< 33	< 33	< 33	< 33
	JC-SB-56	7/3/2014	1.5	< 33	< 33	< 33	< 33	< 66	< 33	< 33	< 33	< 33	< 33	< 33	< 33	< 33	< 33
	JC-SB-57	7/3/2014	0.5	< 33	< 33	< 33	< 33	< 66	< 33	< 33	< 33	< 33	< 33	< 33	< 33	< 33	< 33

Notes:
µg/kg - micrograms per kilogram
Field duplicates are shown in italics
USEPA- United States Environmental Protection Agency
Pesticides by USEPA Method 8141A
DTSC - Department of Toxic Substances Control
RSLs - Regional Screening Levels
bgs - below ground surface

Table 6b. AOI-4 Organophosphate Pesticides in Soil
Juan Cabrillo Elementary School
30237 Morning View Drive
Malibu, California

Area of Interest (AOI)	Sample ID	Sample Date	Depth (feet bgs)	Pesticides (Organophosphate) in µg/kg											
				Malathion	Methyl parathion	O,O,O-Triethyl phosphorothioate	O-Ethyl O-2,4,5-trichlorophenyl ethyl-phospho-nothioate	Parathion	Phorate	Prothiophos	Ronnel	Stirophos	Sulfotepp	Sulprofos	Thionazin
Residential DTSC-Modified RSL or USEPA RSL				1,200,000	15,000	NA	NA	370,000	12,000	NA	3,100,000	22,000	31,000	NA	NA
AOI-4 - Grassy and Sandy Playgrounds	JC-SB-01	7/2/2014	0.5	< 33	< 33	< 33	< 33	< 33	< 33	< 33	< 33	< 33	< 33	< 33	< 33
	JC-SB-02	7/2/2014	0.5	< 33	< 33	< 33	< 33	< 33	< 33	< 33	< 33	< 33	< 33	< 33	< 33
	JC-SB-03	7/2/2014	0	< 33	< 33	< 33	< 33	< 33	< 33	< 33	< 33	< 33	< 33	< 33	< 33
	JC-SB-03	7/2/2014	1.5	< 33	< 33	< 33	< 33	< 33	< 33	< 33	< 33	< 33	< 33	< 33	< 33
	JC-SB-04	7/2/2014	0	< 33	< 33	< 33	< 33	< 33	< 33	< 33	< 33	< 33	< 33	< 33	< 33
	JC-SB-04	*7/2/2014*	*0*	*< 33*	*< 33*	*< 33*	*< 33*	*< 33*	*< 33*	*< 33*	*< 33*	*< 33*	*< 33*	*< 33*	*< 33*
	JC-SB-04	7/2/2014	1.5	< 33	< 33	< 33	< 33	< 33	< 33	< 33	< 33	< 33	< 33	< 33	< 33
	JC-SB-05	7/2/2014	0	< 33	< 33	< 33	< 33	< 33	< 33	< 33	< 33	< 33	< 33	< 33	< 33
	JC-SB-05	7/2/2014	1.5	< 33	< 33	< 33	< 33	< 33	< 33	< 33	< 33	< 33	< 33	< 33	< 33
	JC-SB-06	7/2/2014	0	< 33	< 33	< 33	< 33	< 33	< 33	< 33	< 33	< 33	< 33	< 33	< 33
	JC-SB-06	7/2/2014	1.5	< 33	< 33	< 33	< 33	< 33	< 33	< 33	< 33	< 33	< 33	< 33	< 33
	JC-SB-07	7/2/2014	0	< 38	< 38	< 38	< 38	< 38	< 38	< 38	< 38	< 38	< 38	< 38	< 38
	JC-SB-07	7/2/2014	1.5	< 33	< 33	< 33	< 33	< 33	< 33	< 33	< 33	< 33	< 33	< 33	< 33
	JC-SB-08	7/2/2014	0.5	< 33	< 33	< 33	< 33	< 33	< 33	< 33	< 33	< 33	< 33	< 33	< 33
	JC-SB-54	7/3/2014	0	< 33	< 33	< 33	< 33	< 33	< 33	< 33	< 33	< 33	< 33	< 33	< 33
	JC-SB-54	7/3/2014	1.5	< 33	< 33	< 33	< 33	< 33	< 33	< 33	< 33	< 33	< 33	< 33	< 33
	JC-SB-55	7/3/2014	0.5	< 33	< 33	< 33	< 33	< 33	< 33	< 33	< 33	< 33	< 33	< 33	< 33
	JC-SB-56	7/3/2014	0	< 33	< 33	< 33	< 33	< 33	< 33	< 33	< 33	< 33	< 33	< 33	< 33
	JC-SB-56	7/3/2014	1.5	< 33	< 33	< 33	< 33	< 33	< 33	< 33	< 33	< 33	< 33	< 33	< 33
	JC-SB-57	7/3/2014	0.5	< 33	< 33	< 33	< 33	< 33	< 33	< 33	< 33	< 33	< 33	< 33	< 33

Notes:
µg/kg - micrograms per kilogram
Field duplicates are shown in italics
USEPA- United States Environmental Protection Agency
Pesticides by USEPA Method 8141A
DTSC - Department of Toxic Substances Control
RSLs - Regional Screening Levels
bgs - below ground surface

Table 6c. AOI-4 Herbicides in Soil
Juan Cabrillo Elementary School
30237 Morning View Drive
Malibu, California

Area of Interest (AOI)	Sample ID	Sample Date	Depth (feet bgs)	Herbicides (µg/kg)		
				2,4,5-T	2,4,5-TP	2,4-D
Residential DTSC-Modified RSL or USEPA RSL				**620,000**	**490,000**	**690,000**
AOI-4 - Grassy and Sandy Playgrounds	JC-SB-01	7/2/2014	0.5	< 20	< 20	< 80
	JC-SB-02	7/2/2014	0.5	< 20	< 20	< 80
	JC-SB-03	7/2/2014	0	< 20	< 20	< 80
	JC-SB-03	7/2/2014	1.5	< 20	< 20	< 80
	JC-SB-04	7/2/2014	0	< 20	< 20	< 80
	JC-SB-04	*7/2/2014*	*0*	*< 20*	*< 20*	*< 80*
	JC-SB-04	7/2/2014	1.5	< 20	< 20	< 80
	JC-SB-05	7/2/2014	0	< 20	< 20	< 80
	JC-SB-05	7/2/2014	1.5	< 20	< 20	< 80
	JC-SB-06	7/2/2014	0	< 20	< 20	< 80
	JC-SB-06	7/2/2014	1.5	< 20	< 20	< 80
	JC-SB-07	7/2/2014	0	< 20	< 20	< 80
	JC-SB-07	7/2/2014	1.5	< 20	< 20	< 80
	JC-SB-08	7/2/2014	0.5	< 20	< 20	< 80
	JC-SB-54	7/3/2014	0	< 20	< 20	< 80
	JC-SB-54	7/3/2014	1.5	< 20	< 20	< 80
	JC-SB-55	7/3/2014	0.5	< 20	< 20	< 80
	JC-SB-56	7/3/2014	0	< 20	< 20	< 80
	JC-SB-56	7/3/2014	1.5	< 20	< 20	< 79
	JC-SB-57	7/3/2014	0.5	< 20	< 20	< 80

Notes:
µg/kg - micrograms per kilogram
Field duplicates are shown in italics
Herbicides by USEPA Method 8151
USEPA - United States Environmental Protection Agency
bgs - below ground surface
DTSC - Department of Toxic Substances Control
RSLs - Regional Screening Levels

Table 6d. AOI-4 Metals in Soil
Juan Cabrillo Elementary School
30237 Morning View Drive
Malibu, California

Area of Interest (AOI)	Sample ID	Sample Date	Depth (feet bgs)	Metals (mg/kg)																
				Antimony	Arsenic	Barium	Beryllium	Cadmium	Chromium (total)	Cobalt	Copper	Lead	Molybdenum	Nickel	Selenium	Silver	Thallium	Vanadium	Zinc	Mercury
Residential DTSC-Modified RSL or USEPA RSL				**31**	**12[a]**	**15,000**	**16**	**4.6**	**120,000**	**23**	**3,100**	**80**	**390**	**1,500**	**390**	**390**	**0.78[b]**	**390**	**23,000**	**9.4**
AOI-4 - Grassy and Sandy Playgrounds	JC-SB-01	7/2/2014	0.5	< 10 J	< 3.0	46 J	< 0.50	< 0.50	7.8	3.5	7.8	2.6	< 2.0	4.2	< 3.0 J	< 1.5	< 10	24	29	0.030
	JC-SB-02	7/2/2014	0.5	< 9.8 J	< 2.9	22 J	< 0.49	< 0.49	5.5	1.8	3.7	< 2.0	< 2.0	3.5	< 2.9 J	< 1.5	< 9.8	13	15	< 0.020
	JC-SB-03	7/2/2014	0	< 10 J	< 3.0	94 J	< 0.50	1.5	54	10	19	3.9	< 2.0	40	< 3.0 J	< 1.5	< 10	63	54	0.059
	JC-SB-03	7/2/2014	1.5	< 9.9 J	< 3.0	89 J	< 0.49	1.4	66	15	20	3.5	< 2.0	51	< 3.0 J	< 1.5	< 9.9	67	38	0.044
	JC-SB-04	7/2/2014	0	< 10 J	< 3.0	62 J	< 0.50	3.5	28	5.8	15	4.7	5.0	25	< 3.0 J	< 1.5	< 10	58	60	0.038
	JC-SB-04	*7/2/2014*	*0*	*< 9.9 J*	*3.1*	*65 J*	*< 0.49*	*3.8*	*29*	*5.7*	*16*	*5.3*	*5.3*	*27*	*< 3.0 J*	*< 1.5*	*< 9.9*	*62*	*62*	*0.041*
	JC-SB-04	7/2/2014	1.5	< 10 J	< 3.0	79 J	< 0.50	1.0	68	13	21	2.6	< 2.0	50	< 3.0 J	< 1.5	< 10	67	36	0.11
	JC-SB-05	7/2/2014	0	< 10 J	3.0	62 J	< 0.50	1.4	64	14	20	2.4	< 2.0	51	< 3.0 J	< 1.5	< 10	64	41	0.029
	JC-SB-05	7/2/2014	1.5	< 10 J	< 3.0	63 J	< 0.50	1.2	66	15	22	3.2	< 2.0	50	< 3.0 J	< 1.5	< 10	65	42	0.048
	JC-SB-06	7/2/2014	0	< 9.9 J	3.4	60 J	< 0.50	3.6	26	5.6	14	4.8	4.2	23	< 3.0 J	< 1.5	< 9.9	55	60	0.029
	JC-SB-06	7/2/2014	1.5	< 10 J	3.2	73 J	< 0.50	1.8	73	16	23	2.7	4.4	62	< 3.0 J	< 1.5	< 10	88	42	0.029
	JC-SB-07	7/2/2014	0	< 9.8 J	< 2.9	50 J	< 0.49	2.8	22	5.5	14	7.2	2.6	20	< 2.9 J	< 1.5	< 9.8	40	140	0.030
	JC-SB-07	7/2/2014	1.5	< 9.9 J	< 3.0	34 J	< 0.50	0.95	42	11	17	2.6	< 2.0	44	< 3.0 J	< 1.5	< 9.9	51	38	0.028
	JC-SB-08	7/2/2014	0.5	< 9.9	< 3.0	30	< 0.50	< 0.50	16 J	2.8	5.5 J	9.1	< 2.0	9.3	< 3.0	< 1.5	< 9.9	20	49 J	< 0.020
	JC-SB-54	7/3/2014	0	< 9.9 J	3.7	130	< 0.49	4.2	58	15	32	12	< 2.0	43	< 3.0	1.7	< 9.9	48	57	0.11
	JC-SB-54	7/3/2014	1.5	< 10 J	< 3.0	93	< 0.50	1.1	44	15	19	2.7	< 2.0	43	< 3.0	< 1.5	< 10	50	25	0.032
	JC-SB-55	7/3/2014	0.5	< 10 J	< 3.0	26	< 0.50	< 0.50	6.1	2.1	4.0	< 2.0	< 2.0	4.5	< 3.0	< 1.5	< 10	10	25	0.033
	JC-SB-56	7/3/2014	0	< 10 J	3.1	100	< 0.50	1.3	50	16	22	2.9	< 2.0	49	< 3.0	< 1.5	< 10	47	29	0.036
	JC-SB-56	7/3/2014	1.5	< 10 J	< 3.0	620	< 0.50	1.5	45	15	22	< 2.0	< 2.0	54	< 3.0	< 1.5	< 10	47	53	0.052
	JC-SB-57	7/3/2014	0.5	< 9.9 J	< 3.0	11	< 0.50	< 0.50	7.5	1.3	2.1	< 2.0	< 2.0	3.8	< 3.0	< 1.5	< 9.9	6.4	9.4	< 0.020

Notes:

Bolded values exceed the Residential DTSC-Modified RSL or USEPA RSL

mg/kg - milligrams per kilogram

Field duplicates are shown in italics

Metals by USEPA Method 6010/7471

USEPA - United States Environmental Protection Agency

J - Results and/or reporting limits are estimated

bgs - below ground surface

DTSC - Department of Toxic Substances Control

RSLs - Regional Screening Levels

[a] Arsenic occurs naturally in soil. An evaluation of arsenic soil data from school sites in Southern California found arsenic concentrations ranging from 0.15 mg/kg to 20 mg/kg, with an upper-bound background arsenic concentration of 12 mg/kg (Chernoff G, Bosan W, Oudiz D. 2008. Determination of a Southern California Regional Background Arsenic Concentration in Soil).Arsenic concentrations in soil samples collected at the site were conservatively screened against 12 mg/kg. Arsenic concentrations greater than 12 mg/kg were further evaluated in Section 9 of the PEA Report.

[b] As specified in the DTSC-approved PEA Work Plan, the reporting limit for thallium exceeds the RSL. As all results are non-detect, values are not bolded.

Table 4a. AOI-2 SVOCs in Soil
Juan Cabrillo Elementary School
30237 Morning View Drive
Malibu, California

Area of Interest (AOI)	Sample ID	Sample Date	Depth (feet bgs)	Semi-Volatile Organic Compounds (SVOCs) in µg/kg													
				1,2,4-Trichloro-benzene	1,2-Dichloro-benzene	1,2-Diphenyl-hydrazine	1,3-Dichloro-benzene	1,4-Dichloro-benzene	2,2'-oxybis (1-Chloro-propane)	2,4,5-Trichloro-phenol	2,4,6-Trichloro-phenol	2,4-Dichloro-phenol	2,4-Dimethyl-phenol	2,4-Dinitro-phenol	2,4-Dinitro-toluene	2,6-Dinitro-toluene	2-Chloronaph-thalene
Residential DTSC-Modified RSL or USEPA RSL				24,000	1,800,000	670	530,000	2,600	4,900	6,200,000	6,900	180,000	1,200,000	120,000	1,700	360	6,300,000
AOI-2 - Septic Systems 7, 8, and 9	JC-SB-58	7/7/2014	4.5	< 330	< 330	< 330	< 330	< 330	< 330	< 330	< 330	< 330	< 330	< 650	< 330	< 330	< 330
	JC-SB-58	7/7/2014	14.5	< 320	< 320	< 320	< 320	< 320	< 320	< 320	< 320	< 320	< 320	< 650	< 320	< 320	< 320
	JC-SB-58	7/7/2014	24.5	< 330	< 330	< 330	< 330	< 330	< 330	< 330	< 330	< 330	< 330	< 650	< 330	< 330	< 330
	JC-SB-58	7/7/2014	34.5	< 330	< 330	< 330	< 330	< 330	< 330	< 330	< 330	< 330	< 330	< 660	< 330	< 330	< 330
	JC-SB-59	7/7/2014	4.5	< 660	< 660	< 660	< 660	< 660	< 660	< 660	< 660	< 660	< 660	< 1300	< 660	< 660	< 660
	JC-SB-59	7/7/2014	14.5	< 330	< 330	< 330	< 330	< 330	< 330	< 330	< 330	< 330	< 330	< 650	< 330	< 330	< 330
	JC-SB-59	7/7/2014	24.5	< 330	< 330	< 330	< 330	< 330	< 330	< 330	< 330	< 330	< 330	< 660	< 330	< 330	< 330
	JC-SB-59	7/7/2014	34.5	< 330	< 330	< 330	< 330	< 330	< 330	< 330	< 330	< 330	< 330	< 660	< 330	< 330	< 330
	JC-SB-60	7/3/2014	4.5	< 330	< 330	< 330	< 330	< 330	< 330	< 330	< 330	< 330	< 330	< 660	< 330	< 330	< 330
	JC-SB-60	7/3/2014	9.5	< 330	< 330	< 330	< 330	< 330	< 330	< 330	< 330	< 330	< 330	< 660	< 330	< 330	< 330
	JC-SB-61	7/3/2014	4.5	< 320	< 320	< 320	< 320	< 320	< 320	< 320	< 320	< 320	< 320	< 640	< 320	< 320	< 320
	JC-SB-61	7/3/2014	9.5	< 330	< 330	< 330	< 330	< 330	< 330	< 330	< 330	< 330	< 330	< 660	< 330	< 330	< 330
	JC-SB-62	7/8/2014	4.5	< 330	< 330	< 330	< 330	< 330	< 330	< 330	< 330	< 330	< 330	< 660	< 330	< 330	< 330
	JC-SB-62	7/8/2014	14.5	< 330	< 330	< 330	< 330	< 330	< 330	< 330	< 330	< 330	< 330	< 650	< 330	< 330	< 330
	JC-SB-62	7/8/2014	24.5	< 330	< 330	< 330	< 330	< 330	< 330	< 330	< 330	< 330	< 330	< 650	< 330	< 330	< 330
	JC-SB-62	7/8/2014	34.5	< 330	< 330	< 330	< 330	< 330	< 330	< 330	< 330	< 330	< 330	< 650	< 330	< 330	< 330
	JC-SB-62	7/8/2014	39.5	< 320	< 320	< 320	< 320	< 320	< 320	< 320	< 320	< 320	< 320	< 640	< 320	< 320	< 320

Notes:
µg/kg - micrograms per kilogram
Field duplicates are shown in italics
SVOCs by USEPA Method 8270
USEPA - United States Environmental Protection Agency
DTSC - Department of Toxic Substances Control
RSLs - Regional Screening Levels
bgs - below ground surface
NA - not available

Table 4a. AOI-2 SVOCs in Soil
Juan Cabrillo Elementary School
30237 Morning View Drive
Malibu, California

Area of Interest (AOI)	Sample ID	Sample Date	Depth (feet bgs)	Semi-Volatile Organic Compounds (SVOCs) in µg/kg														
				2-Chloro-phenol	2-Methyl-naphthalene	2-Methyl-phenol	2-Nitro-aniline	2-Nitro-phenol	3&4-Methyl-phenol	3,3'-Dichloro-benzidine	3-Nitro-aniline	4,6-Dinitro-2-methyl-phenol	4-Bromo-phenyl-phenyl ether	4-Chloro-3-methyl-phenol	4-Chloro-aniline	4-Chloro-phenyl-phenyl ether	4-Nitro-aniline	4-Nitro-phenol
Residential DTSC-Modified RSL or USEPA RSL				63,000	230,000	3,100,000	610,000	NA	NA	1,200	18,000	4,900	NA	6,200,000	2,700	NA	27,000	NA
AOI-2 - Septic Systems 7, 8, and 9	JC-SB-58	7/7/2014	4.5	< 330	< 330	< 330	< 330	< 330	< 330	< 820	< 330	< 420	< 330	< 330	< 330	< 330	< 820	< 820
	JC-SB-58	7/7/2014	14.5	< 320	< 320	< 320	< 320	< 320	< 320	< 820	< 320	< 410	< 320	< 320	< 320	< 320	< 820	< 820
	JC-SB-58	7/7/2014	24.5	< 330	< 330	< 330	< 330	< 330	< 330	< 820	< 330	< 420	< 330	< 330	< 330	< 330	< 820	< 820
	JC-SB-58	7/7/2014	34.5	< 330	< 330	< 330	< 330	< 330	< 330	< 820	< 330	< 420	< 330	< 330	< 330	< 330	< 820	< 820
	JC-SB-59	7/7/2014	4.5	< 660	< 660	< 660	< 660	< 660	< 660	< 1700	< 660	< 840	< 660	< 660	< 660	< 660	< 1700	< 1700
	JC-SB-59	7/7/2014	14.5	< 330	< 330	< 330	< 330	< 330	< 330	< 820	< 330	< 410	< 330	< 330	< 330	< 330	< 820	< 820
	JC-SB-59	7/7/2014	24.5	< 330	< 330	< 330	< 330	< 330	< 330	< 830	< 330	< 420	< 330	< 330	< 330	< 330	< 830	< 830
	JC-SB-59	7/7/2014	34.5	< 330	< 330	< 330	< 330	< 330	< 330	< 830	< 330	< 420	< 330	< 330	< 330	< 330	< 830	< 830
	JC-SB-60	7/3/2014	4.5	< 330	< 330	< 330	< 330	< 330	< 330	< 830	< 330	< 420	< 330	< 330	< 330	< 330	< 830	< 830
	JC-SB-60	7/3/2014	9.5	< 330	< 330	< 330	< 330	< 330	< 330	< 830	< 330	< 420	< 330	< 330	< 330	< 330	< 830	< 830
	JC-SB-61	7/3/2014	4.5	< 320	< 320	< 320	< 320	< 320	< 320	< 810	< 320	< 410	< 320	< 320	< 320	< 320	< 810	< 810
	JC-SB-61	7/3/2014	9.5	< 330	< 330	< 330	< 330	< 330	< 330	< 830	< 330	< 420	< 330	< 330	< 330	< 330	< 830	< 830
	JC-SB-62	7/8/2014	4.5	< 330	< 330	< 330	< 330	< 330	< 330	< 830	< 330	< 420	< 330	< 330	< 330	< 330	< 830	< 830
	JC-SB-62	7/8/2014	14.5	< 330	< 330	< 330	< 330	< 330	< 330	< 820	< 330	< 410	< 330	< 330	< 330	< 330	< 820	< 820
	JC-SB-62	7/8/2014	24.5	< 330	< 330	< 330	< 330	< 330	< 330	< 820	< 330	< 420	< 330	< 330	< 330	< 330	< 820	< 820
	JC-SB-62	7/8/2014	34.5	< 330	< 330	< 330	< 330	< 330	< 330	< 820	< 330	< 410	< 330	< 330	< 330	< 330	< 820	< 820
	JC-SB-62	7/8/2014	39.5	< 320	< 320	< 320	< 320	< 320	< 320	< 810	< 320	< 410	< 320	< 320	< 320	< 320	< 810	< 810

Notes:
µg/kg - micrograms per kilogram
Field duplicates are shown in italics
SVOCs by USEPA Method 8270
USEPA - United States Environmental Protection Agency
DTSC - Department of Toxic Substances Control
RSLs - Regional Screening Levels
bgs - below ground surface
NA - not available

Table 4a. AOI-2 SVOCs in Soil
Juan Cabrillo Elementary School
30237 Morning View Drive
Malibu, California

Area of Interest (AOI)	Sample ID	Sample Date	Depth (feet bgs)	Semi-Volatile Organic Compounds (SVOCs) in µg/kg													
				Acena-phthene	Acenaph-thylene	Aniline	Anthracene	Benzidine	Benzo(a) anthracene	Benzo(a) pyrene	Benzo(b) fluoran-thene	Benzo (g,h,i) perylene	Benzo(k)-fluoran-thene	Benzoic Acid	Benzyl Alcohol	bis (2-Chloroethoxy) methane	bis (2-Chloroethyl) ether
Residential DTSC-Modified RSL or USEPA RSL				3,500,000	NA	93,000	17,000,000	0.52	150	15	150	NA	380	250,000,000	6,200,000	180,000	230
AOI-2 - Septic Systems 7, 8, and 9	JC-SB-58	7/7/2014	4.5	< 330	< 330	< 420	< 330	< 1300	< 330	< 330	< 330	< 330	< 330	< 820	< 330	< 330	< 330
	JC-SB-58	7/7/2014	14.5	< 320	< 320	< 410	< 320	< 1300	< 320	< 320	< 320	< 320	< 320	< 820	< 320	< 320	< 320
	JC-SB-58	7/7/2014	24.5	< 330	< 330	< 420	< 330	< 1300	< 330	< 330	< 330	< 330	< 330	< 820	< 330	< 330	< 330
	JC-SB-58	7/7/2014	34.5	< 330	< 330	< 420	< 330	< 1300	< 330	< 330	< 330	< 330	< 330	< 820	< 330	< 330	< 330
	JC-SB-59	7/7/2014	4.5	< 660	< 660	< 840	< 660	< 2700	< 660	< 660	< 660	< 660	< 660	< 1700	< 660	< 660	< 660
	JC-SB-59	7/7/2014	14.5	< 330	< 330	< 410	< 330	< 1300	< 330	< 330	< 330	< 330	< 330	< 820	< 330	< 330	< 330
	JC-SB-59	7/7/2014	24.5	< 330	< 330	< 420	< 330	< 1300	< 330	< 330	< 330	< 330	< 330	< 830	< 330	< 330	< 330
	JC-SB-59	7/7/2014	34.5	< 330	< 330	< 420	< 330	< 1300	< 330	< 330	< 330	< 330	< 330	< 830	< 330	< 330	< 330
	JC-SB-60	7/3/2014	4.5	< 330	< 330	< 420	< 330	< 1300	< 330	< 330	< 330	< 330	< 330	< 830	< 330	< 330	< 330
	JC-SB-60	7/3/2014	9.5	< 330	< 330	< 420	< 330	< 1300	< 330	< 330	< 330	< 330	< 330	< 830	< 330	< 330	< 330
	JC-SB-61	7/3/2014	4.5	< 320	< 320	< 410	< 320	< 1300	< 320	< 320	< 320	< 320	< 320	< 810	< 320	< 320	< 320
	JC-SB-61	7/3/2014	9.5	< 330	< 330	< 420	< 330	< 1300	< 330	< 330	< 330	< 330	< 330	< 830	< 330	< 330	< 330
	JC-SB-62	7/8/2014	4.5	< 330	< 330	< 420	< 330	< 1300	< 330	< 330	< 330	< 330	< 330	< 830	< 330	< 330	< 330
	JC-SB-62	7/8/2014	14.5	< 330	< 330	< 410	< 330	< 1300	< 330	< 330	< 330	< 330	< 330	< 820	< 330	< 330	< 330
	JC-SB-62	7/8/2014	24.5	< 330	< 330	< 420	< 330	< 1300	< 330	< 330	< 330	< 330	< 330	< 820	< 330	< 330	< 330
	JC-SB-62	7/8/2014	34.5	< 330	< 330	< 410	< 330	< 1300	< 330	< 330	< 330	< 330	< 330	< 820	< 330	< 330	< 330
	JC-SB-62	7/8/2014	39.5	< 320	< 320	< 410	< 320	< 1300	< 320	< 320	< 320	< 320	< 320	< 810	< 320	< 320	< 320

Notes:
µg/kg - micrograms per kilogram
Field duplicates are shown in italics
SVOCs by USEPA Method 8270
USEPA - United States Environmental Protection Agency
DTSC - Department of Toxic Substances Control
RSLs - Regional Screening Levels
bgs - below ground surface
NA - not available

Table 4a. AOI-2 SVOCs in Soil
Juan Cabrillo Elementary School
30237 Morning View Drive
Malibu, California

Area of Interest (AOI)	Sample ID	Sample Date	Depth (feet bgs)	Semi-Volatile Organic Compounds (SVOCs) in µg/kg												
				bis (2-Ethylhexyl) phthalate	Butylbenzyl-phthalate	Chrysene	Dibenz(a,h)-anthracene	Dibenzo-furan	Diethyl-phthalate	Dimethyl-phthalate	Di-n-butyl-phthalate	Di-n-octyl-phthalate	Fluoran-thene	Fluorene	Hexachloro-benzene	Hexachloro-butadiene
Residential DTSC-Modified RSL or USEPA RSL				**38,000**	**280,000**	**3,800**	**15**	**72,000**	**49,000,000**	**610,000,000**	**6,200,000**	**2,400,000**	**2,300,000**	**2,300,000**	**330**	**6,800**
AOI-2 - Septic Systems 7, 8, and 9	JC-SB-58	7/7/2014	4.5	< 330	< 330	< 330	< 420	< 330	< 330	< 330	< 330	< 330	< 330	< 330	< 330	< 330
	JC-SB-58	7/7/2014	14.5	< 320	< 320	< 320	< 410	< 320	< 320	< 320	< 320	< 320	< 320	< 320	< 320	< 320
	JC-SB-58	7/7/2014	24.5	< 330	< 330	< 330	< 420	< 330	< 330	< 330	< 330	< 330	< 330	< 330	< 330	< 330
	JC-SB-58	7/7/2014	34.5	< 330	< 330	< 330	< 420	< 330	< 330	< 330	< 330	< 330	< 330	< 330	< 330	< 330
	JC-SB-59	7/7/2014	4.5	< 660	< 660	< 660	< 840	< 660	< 660	< 660	< 660	< 660	< 660	< 660	< 660	< 660
	JC-SB-59	7/7/2014	14.5	< 330	< 330	< 330	< 410	< 330	< 330	< 330	< 330	< 330	< 330	< 330	< 330	< 330
	JC-SB-59	7/7/2014	24.5	< 330	< 330	< 330	< 420	< 330	< 330	< 330	< 330	< 330	< 330	< 330	< 330	< 330
	JC-SB-59	7/7/2014	34.5	< 330	< 330	< 330	< 420	< 330	< 330	< 330	< 330	< 330	< 330	< 330	< 330	< 330
	JC-SB-60	7/3/2014	4.5	< 330	< 330	< 330	< 420	< 330	< 330	< 330	< 330	< 330	< 330	< 330	< 330	< 330
	JC-SB-60	7/3/2014	9.5	< 330	< 330	< 330	< 420	< 330	< 330	< 330	< 330	< 330	< 330	< 330	< 330	< 330
	JC-SB-61	7/3/2014	4.5	< 320	< 320	< 320	< 410	< 320	< 320	< 320	< 320	< 320	< 320	< 320	< 320	< 320
	JC-SB-61	7/3/2014	9.5	< 330	< 330	< 330	< 420	< 330	< 330	< 330	< 330	< 330	< 330	< 330	< 330	< 330
	JC-SB-62	7/8/2014	4.5	< 330	< 330	< 330	< 420	< 330	< 330	< 330	< 330	< 330	< 330	< 330	< 330	< 330
	JC-SB-62	7/8/2014	14.5	< 330	< 330	< 330	< 410	< 330	< 330	< 330	< 330	< 330	< 330	< 330	< 330	< 330
	JC-SB-62	7/8/2014	24.5	< 330	< 330	< 330	< 420	< 330	< 330	< 330	< 330	< 330	< 330	< 330	< 330	< 330
	JC-SB-62	7/8/2014	34.5	< 330	< 330	< 330	< 410	< 330	< 330	< 330	< 330	< 330	< 330	< 330	< 330	< 330
	JC-SB-62	7/8/2014	39.5	< 320	< 320	< 320	< 410	< 320	< 320	< 320	< 320	< 320	< 320	< 320	< 320	< 320

Notes:
µg/kg - micrograms per kilogram
Field duplicates are shown in italics
SVOCs by USEPA Method 8270
USEPA - United States Environmental Protection Agency
DTSC - Department of Toxic Substances Control
RSLs - Regional Screening Levels
bgs - below ground surface
NA - not available

Table 4a. AOI-2 SVOCs in Soil
Juan Cabrillo Elementary School
30237 Morning View Drive
Malibu, California

Area of Interest (AOI)	Sample ID	Sample Date	Depth (feet bgs)	Semi-Volatile Organic Compounds (SVOCs) in µg/kg											
				Hexachloro-cyclo-pentadiene	Hexachloro-ethane	Indeno (1,2,3-cd) pyrene	Isophorone	Naphthalene	Nitrobenzene	N-Nitroso-di-n-propylamine	N-Nitroso-diphenylamine	Pentachloro-phenol	Phenan-threne	Phenol	Pyrene
Residential DTSC-Modified RSL or USEPA RSL				**370,000**	**13,000**	**150**	**560,000**	**3,800**	**5,100**	**76**	**110,000**	**990**	**NA**	**18,000,000**	**1,700,000**
AOI-2 - Septic Systems 7, 8, and 9	JC-SB-58	7/7/2014	4.5	< 820	< 330	< 330	< 330	< 330	< 330	< 250	< 330	< 820	< 330	< 330	< 330
	JC-SB-58	7/7/2014	14.5	< 820	< 320	< 320	< 320	< 320	< 320	< 250	< 320	< 820	< 320	< 320	< 320
	JC-SB-58	7/7/2014	24.5	< 820	< 330	< 330	< 330	< 330	< 330	< 250	< 330	< 820	< 330	< 330	< 330
	JC-SB-58	7/7/2014	34.5	< 820	< 330	< 330	< 330	< 330	< 330	< 250	< 330	< 820	< 330	< 330	< 330
	JC-SB-59	7/7/2014	4.5	< 1700	< 660	< 660	< 660	< 660	< 660	< 500	< 660	< 1700	< 660	< 660	< 660
	JC-SB-59	7/7/2014	14.5	< 820	< 330	< 330	< 330	< 330	< 330	< 250	< 330	< 820	< 330	< 330	< 330
	JC-SB-59	7/7/2014	24.5	< 830	< 330	< 330	< 330	< 330	< 330	< 250	< 330	< 830	< 330	< 330	< 330
	JC-SB-59	7/7/2014	34.5	< 830	< 330	< 330	< 330	< 330	< 330	< 250	< 330	< 830	< 330	< 330	< 330
	JC-SB-60	7/3/2014	4.5	< 830	< 330	< 330	< 330	< 330	< 330	< 250	< 330	< 830	< 330	< 330	< 330
	JC-SB-60	7/3/2014	9.5	< 830	< 330	< 330	< 330	< 330	< 330	< 250	< 330	< 830	< 330	< 330	< 330
	JC-SB-61	7/3/2014	4.5	< 810	< 320	< 320	< 320	< 320	< 320	< 240	< 320	< 810	< 320	< 320	< 320
	JC-SB-61	7/3/2014	9.5	< 830	< 330	< 330	< 330	< 330	< 330	< 250	< 330	< 830	< 330	< 330	< 330
	JC-SB-62	7/8/2014	4.5	< 830	< 330	< 330	< 330	< 330	< 330	< 250	< 330	< 830	< 330	< 330	< 330
	JC-SB-62	7/8/2014	14.5	< 820	< 330	< 330	< 330	< 330	< 330	< 250	< 330	< 820	< 330	< 330	< 330
	JC-SB-62	7/8/2014	24.5	< 820	< 330	< 330	< 330	< 330	< 330	< 250	< 330	< 820	< 330	< 330	< 330
	JC-SB-62	7/8/2014	34.5	< 820	< 330	< 330	< 330	< 330	< 330	< 250	< 330	< 820	< 330	< 330	< 330
	JC-SB-62	7/8/2014	39.5	< 810	< 320	< 320	< 320	< 320	< 320	< 240	< 320	< 810	< 320	< 320	< 320

Notes:
µg/kg - micrograms per kilogram
Field duplicates are shown in italics
SVOCs by USEPA Method 8270
USEPA - United States Environmental Protection Agency
DTSC - Department of Toxic Substances Control
RSLs - Regional Screening Levels
bgs - below ground surface
NA - not available

APPENDIX C

BORING LOGS

Leighton

GEOTECHNICAL BORING LOG JC-PG1

Project No.	11382.018	**Starting Drill Date**	9-16-20
Project	Juan Cabrillo Elementary School	**Ending Drill Date**	9-16-20
Drilling Co.	Millennium Environmental, Inc.	**Hole Diameter**	6"
Drilling Method	Hand Auger - Glass Jar	**Ground Elevation**	'
Location	See Figure 2 - Sample Location Map	**Logged / Sampled By**	JAR / JAR

Elevation Feet	Depth Feet	Graphic Log	PID READING (ppm)	Sample No.	Blows Per 6 Inches	Soil Class. (U.S.C.S.)	SOIL DESCRIPTION
		N S					*This Soil Description applies only to a location of the exploration at the time of sampling. Subsurface conditions may differ at other locations and may change with time. The description is a simplification of the actual conditions encountered. Transitions between soil types may be gradual.*
	0						@Surface': Grass
				JC-PG1-1.0		SC-CL	@1': Sandy CLAY to Clayey SAND, dark reddish brown, moist, with few to some gravel-sized siltstone chips.
				JC-PG1-3.0			
				JC-PG1-5.0			
	5						**Total Depth: 5 feet bgs** **No groundwater encountered during sampling** **Boring backfilled with hydrated bentonite.**
	10						

GEOTECHNICAL BORING LOG JC-PG2

Project No.	11382.018	**Starting Drill Date**	9-16-20
Project	Juan Cabrillo Elementary School	**Ending Drill Date**	9-16-20
Drilling Co.	Millennium Environmental, Inc.	**Hole Diameter**	6"
Drilling Method	Hand Auger - Glass Jar	**Ground Elevation**	'
Location	See Figure 2 - Sample Location Map	**Logged / Sampled By**	JAR / JAR

Elevation Feet	Depth Feet	Graphic Log	PID READING (ppm)	Sample No.	Blows Per 6 Inches	Soil Class. (U.S.C.S.)	SOIL DESCRIPTION
		N S					*This Soil Description applies only to a location of the exploration at the time of sampling. Subsurface conditions may differ at other locations and may change with time. The description is a simplification of the actual conditions encountered. Transitions between soil types may be gradual.*
	0						@Surface': Grass
				JC-PG2-1.0		SC-CL	@1': Sandy CLAY to Clayey SAND, dark reddish brown, moist, with few to some gravel-sized siltstone chips.
				JC-PG2-3.0			
				JC-PG2-5.0			
	5						**Total Depth: 5 feet bgs** **No groundwater encountered during sampling** **Boring backfilled with hydrated bentonite.**
	10						

GEOTECHNICAL BORING LOG JC-PG3

Project No.	11382.018	**Starting Drill Date**	9-16-20
Project	Juan Cabrillo Elementary School	**Ending Drill Date**	9-16-20
Drilling Co.	Millennium Environmental, Inc.	**Hole Diameter**	6"
Drilling Method	Hand Auger - Glass Jar	**Ground Elevation**	'
Location	See Figure 2 - Sample Location Map	**Logged / Sampled By**	JAR / JAR

Elevation Feet	Depth Feet	Graphic Log	PID READING (ppm)	Sample No.	Blows Per 6 Inches	Soil Class. (U.S.C.S.)	SOIL DESCRIPTION
		N S					*This Soil Description applies only to a location of the exploration at the time of sampling. Subsurface conditions may differ at other locations and may change with time. The description is a simplification of the actual conditions encountered. Transitions between soil types may be gradual.*
	0						@Surface': Grass
				JC-PG3-1.0		SC-CL	@1': Sandy CLAY to Clayey SAND, dark reddish brown, moist, with few to some gravel-sized siltstone chips.
				JC-PG3-3.0			
				JC-PG3-5.0			
	5						**Total Depth: 5 feet bgs** **No groundwater encountered during sampling** **Boring backfilled with hydrated bentonite.**
	10						

GEOTECHNICAL BORING LOG JC-PG4

Project No.	11382.018	**Starting Drill Date**	9-16-20
Project	Juan Cabrillo Elementary School	**Ending Drill Date**	9-16-20
Drilling Co.	Millennium Environmental, Inc.	**Hole Diameter**	6"
Drilling Method	Hand Auger - Glass Jar	**Ground Elevation**	'
Location	See Figure 2 - Sample Location Map	**Logged / Sampled By**	JAR / JAR

Elevation Feet	Depth Feet	Graphic Log	PID READING (ppm)	Sample No.	Blows Per 6 Inches	Soil Class. (U.S.C.S.)	SOIL DESCRIPTION
		N S					*This Soil Description applies only to a location of the exploration at the time of sampling. Subsurface conditions may differ at other locations and may change with time. The description is a simplification of the actual conditions encountered. Transitions between soil types may be gradual.*
	0						@Surface': Grass
				JC-PG4-1.0		SC-CL	@1': Sandy CLAY to Clayey SAND, dark reddish brown, moist, with few to some gravel-sized siltstone chips.
				JC-PG4-3.0			
				JC-PG4-5.0			
	5						**Total Depth: 5 feet bgs** **No groundwater encountered during sampling** **Boring backfilled with hydrated bentonite.**
	10						

GEOTECHNICAL BORING LOG JC-PG5

Project No.	11382.018	**Starting Drill Date**	9-16-20
Project	Juan Cabrillo Elementary School	**Ending Drill Date**	9-16-20
Drilling Co.	Millennium Environmental, Inc.	**Hole Diameter**	6"
Drilling Method	Hand Auger - Glass Jar	**Ground Elevation**	'
Location	See Figure 2 - Sample Location Map	**Logged / Sampled By**	JAR/ JAR

Elevation Feet	Depth Feet	Graphic Log	PID READING (ppm)	Sample No.	Blows Per 6 Inches	Soil Class. (U.S.C.S.)	SOIL DESCRIPTION
		N S					*This Soil Description applies only to a location of the exploration at the time of sampling. Subsurface conditions may differ at other locations and may change with time. The description is a simplification of the actual conditions encountered. Transitions between soil types may be gradual.*
	0						@Surface': Grass
				JC-PG5-1.0		SC-CL	@1': Sandy CLAY to Clayey SAND, dark reddish brown, moist, with few to some gravel-sized siltstone chips.
				JC-PG5-3.0			
				JC-PG5-5.0			
	5						**Total Depth: 5 feet bgs** **No groundwater encountered during sampling** **Boring backfilled with hydrated bentonite.**
	10						

GEOTECHNICAL BORING LOG JC-PG6

Project No.	11382.018	**Starting Drill Date**	9-16-20
Project	Juan Cabrillo Elementary School	**Ending Drill Date**	9-16-20
Drilling Co.	Millennium Environmental, Inc.	**Hole Diameter**	6"
Drilling Method	Hand Auger - Glass Jar	**Ground Elevation**	'
Location	See Figure 2 - Sample Location Map	**Logged / Sampled By**	JAR / JAR

Elevation Feet	Depth Feet	Graphic Log	PID READING (ppm)	Sample No.	Blows Per 6 Inches	Soil Class. (U.S.C.S.)	SOIL DESCRIPTION
		N S					*This Soil Description applies only to a location of the exploration at the time of sampling. Subsurface conditions may differ at other locations and may change with time. The description is a simplification of the actual conditions encountered. Transitions between soil types may be gradual.*
	0						@Surface': Grass
				JC-PG6-1.0		SC-CL	@1': Sandy CLAY to Clayey SAND, dark reddish brown, moist, with few to some gravel-sized siltstone chips.
				JC-PG6-3.0			
				JC-PG6-5.0			
	5						**Total Depth: 5 feet bgs** **No groundwater encountered during sampling** **Boring backfilled with hydrated bentonite.**
	10						

GEOTECHNICAL BORING LOG JC-PG7

Project No.	11382.018	**Starting Drill Date**	9-16-20
Project	Juan Cabrillo Elementary School	**Ending Drill Date**	9-16-20
Drilling Co.	Millennium Environmental, Inc.	**Hole Diameter**	6"
Drilling Method	Hand Auger - Glass Jar	**Ground Elevation**	'
Location	See Figure 2 - Sample Location Map	**Logged / Sampled By**	JAR / JAR

Elevation Feet	Depth Feet	Graphic Log	PID READING (ppm)	Sample No.	Blows Per 6 Inches	Soil Class. (U.S.C.S.)	SOIL DESCRIPTION
		N S					*This Soil Description applies only to a location of the exploration at the time of sampling. Subsurface conditions may differ at other locations and may change with time. The description is a simplification of the actual conditions encountered. Transitions between soil types may be gradual.*
	0						@Surface': Grass
				JC-PG7-1.0		SC-CL	@1': Sandy CLAY to Clayey SAND, dark reddish brown, moist, with few to some gravel-sized siltstone chips.
				JC-PG7-3.0			
				JC-PG7-5.0			
	5						**Total Depth: 5 feet bgs** **No groundwater encountered during sampling** **Boring backfilled with hydrated bentonite.**
	10						

GEOTECHNICAL BORING LOG JC-PG8

Project No.	11382.018	**Starting Drill Date**	9-16-20
Project	Juan Cabrillo Elementary School	**Ending Drill Date**	9-16-20
Drilling Co.	Millennium Environmental, Inc.	**Hole Diameter**	6"
Drilling Method	Hand Auger - Glass Jar	**Ground Elevation**	'
Location	See Figure 2 - Sample Location Map	**Logged / Sampled By**	JAR / JAR

Elevation Feet	Depth Feet	Graphic Log	PID READING (ppm)	Sample No.	Blows Per 6 Inches	Soil Class. (U.S.C.S.)	SOIL DESCRIPTION
		N S					*This Soil Description applies only to a location of the exploration at the time of sampling. Subsurface conditions may differ at other locations and may change with time. The description is a simplification of the actual conditions encountered. Transitions between soil types may be gradual.*
	0						@Surface': Grass
				JC-PG8-1.0		SC-CL	@1': Sandy CLAY to Clayey SAND, dark reddish brown, moist, with few to some gravel-sized siltstone chips.
				JC-PG8-3.0			
				JC-PG8-5.0			
	5						**Total Depth: 5 feet bgs** **No groundwater encountered during sampling** **Boring backfilled with hydrated bentonite.**
	10						

GEOTECHNICAL BORING LOG JC-9

Project No.	11382.018	**Starting Drill Date**	10-2-20
Project	Juan Cabrillo Elementary School	**Ending Drill Date**	10-2-20
Drilling Co.	Millennium Environmental, Inc.	**Hole Diameter**	4"
Drilling Method	Direct Push - Acetate Sleeve, 5035	**Ground Elevation**	'
Location	See Figure 2 - Sample Location Map	**Logged / Sampled By**	KMD / KMD

Elevation Feet	Depth Feet	Graphic Log	PID READING (ppm)	Sample No.	Blows Per 6 Inches	Soil Class. (U.S.C.S.)	SOIL DESCRIPTION
		N S					*This Soil Description applies only to a location of the exploration at the time of sampling. Subsurface conditions may differ at other locations and may change with time. The description is a simplification of the actual conditions encountered. Transitions between soil types may be gradual.*
	0						@Surface: ~3-inches Asphalt Concrete.
							@0.25': Sandy CLAY, medium brown, moist, fine to coarse sand, some consruction debris.
			0.0	JC-9-0.5		CLs	
			0.0	JC-9-1.0			
			0.0	JC-9-3.0			
			0.0	JC-9-5.0			
	5						**Total Depth: 5 feet bgs** **No groundwater encountered during sampling** **Boring backfilled with hydrated bentonite and patched to match existing conditions.**
	10						

GEOTECHNICAL BORING LOG JC-10

Project No.	11382.018	**Starting Drill Date**	10-2-20
Project	Juan Cabrillo Elementary School	**Ending Drill Date**	10-2-20
Drilling Co.	Millennium Environmental, Inc.	**Hole Diameter**	4"
Drilling Method	Direct Push - Acetate Sleeve, 5035	**Ground Elevation**	'
Location	See Figure 2 - Sample Location Map	**Logged / Sampled By**	KMD / KMD

Elevation Feet	Depth Feet	Graphic Log	PID READING (ppm)	Sample No.	Blows Per 6 Inches	Soil Class. (U.S.C.S.)	SOIL DESCRIPTION
	0	N S					*This Soil Description applies only to a location of the exploration at the time of sampling. Subsurface conditions may differ at other locations and may change with time. The description is a simplification of the actual conditions encountered. Transitions between soil types may be gradual.*
							@Surface: ~3-inches Asphalt Concrete.
							@0.25': Sandy CLAY, dark brown, moist, fine to coarse sand, some consruction debris.
			0.0	JC-10-0.5		CLs	
			0.0	JC-10-1.0			
			0.0	JC-10-3.0			
							@4': Sandy CLAY, medium brown, moist, fine to coarse sand, no construction debris.
			0.0	JC-10-5.0			
	5						**Total Depth: 5 feet bgs** **No groundwater encountered during sampling** **Boring backfilled with hydrated bentonite and patched to match existing conditions.**
	10						

*** This log is a part of a report by Leighton and should not be used as a stand-alone document. ***

GEOTECHNICAL BORING LOG JC-11

Project No.	11382.018	**Starting Drill Date**	10-2-20
Project	Juan Cabrillo Elementary School	**Ending Drill Date**	10-2-20
Drilling Co.	Millennium Environmental, Inc.	**Hole Diameter**	4"
Drilling Method	Direct Push - Acetate Sleeve, 5035	**Ground Elevation**	'
Location	See Figure 2 - Sample Location Map	**Logged / Sampled By**	KMD / KMD

Elevation Feet	Depth Feet	Graphic Log	PID READING (ppm)	Sample No.	Blows Per 6 Inches	Soil Class. (U.S.C.S.)	SOIL DESCRIPTION
		N S					*This Soil Description applies only to a location of the exploration at the time of sampling. Subsurface conditions may differ at other locations and may change with time. The description is a simplification of the actual conditions encountered. Transitions between soil types may be gradual.*
	0						@Surface: ~3-inches Asphalt Concrete.
							@0.25': Sandy CLAY to Clayey SAND, dark brown, moist, fine to coarse sand.
			0.0	JC-11-0.5		SC-CL	
			0.0	JC-11-1.0			
			0.0	JC-11-3.0			
						CL	@3.5': CLAY, dark brown, moist, some fine to medium sand, waxy.
	5		0.0	JC-11-5.0			
			0.0	JC-11-7.0			
	10						**Total Depth: 7 feet bgs** **No groundwater encountered during sampling** **Boring backfilled with hydrated bentonite and patched to match existing conditions.**

*** This log is a part of a report by Leighton and should not be used as a stand-alone document. ***

GEOTECHNICAL BORING LOG JC-12

Project No.	11382.018	**Starting Drill Date**	10-2-20
Project	Juan Cabrillo Elementary School	**Ending Drill Date**	10-2-20
Drilling Co.	Millennium Environmental, Inc.	**Hole Diameter**	4"
Drilling Method	Direct Push - Acetate Sleeve, 5035	**Ground Elevation**	'
Location	See Figure 2 - Sample Location Map	**Logged / Sampled By**	KMD / KMD

Elevation Feet	Depth Feet	Graphic Log (N / S)	PID READING (ppm)	Sample No.	Blows Per 6 Inches	Soil Class. (U.S.C.S.)	SOIL DESCRIPTION
	0						*This Soil Description applies only to a location of the exploration at the time of sampling. Subsurface conditions may differ at other locations and may change with time. The description is a simplification of the actual conditions encountered. Transitions between soil types may be gradual.*
							@Surface: ~3-inches Asphalt Concrete.
							@0.25': CLAY with sand, dark brown, moist, fine to coarse sand.
			0.0	JC-12-0.5		CL	
			0.0	JC-12-1.0			
			0.8	JC-12-3.0			@3': Very slight odor.
	5		0.0	JC-12-5.0			
			0.0	JC-12-7.0			
							Total Depth: 7 feet bgs **No groundwater encountered during sampling** **Boring backfilled with hydrated bentonite and patched to match existing conditions.**
	10						

*** This log is a part of a report by Leighton and should not be used as a stand-alone document. ***

GEOTECHNICAL BORING LOG JC-13

Project No.	11382.018	**Starting Drill Date**	10-2-20
Project	Juan Cabrillo Elementary School	**Ending Drill Date**	10-2-20
Drilling Co.	Millennium Environmental, Inc.	**Hole Diameter**	6"
Drilling Method	Hand Auger - Glass Jar, 5035	**Ground Elevation**	'
Location	See Figure 2 - Sample Location Map	**Logged / Sampled By**	KMD / KMD

Elevation Feet	Depth Feet	Graphic Log	PID READING (ppm)	Sample No.	Blows Per 6 Inches	Soil Class. (U.S.C.S.)	SOIL DESCRIPTION
	0	N S					*This Soil Description applies only to a location of the exploration at the time of sampling. Subsurface conditions may differ at other locations and may change with time. The description is a simplification of the actual conditions encountered. Transitions between soil types may be gradual.*
			0.0	JC-13-0.5		SC-CL	@Surface: Dry grass, dirt clods. @0.25': Sandy CLAY to Clayey SAND, dark brown, moist, fine to coarse sand.
			0.0	JC-13-1.0			
			0.0	JC-13-3.0			
			0.0	JC-13-5.0			
	5						**Total Depth: 5 feet bgs** **No groundwater encountered during sampling** **Boring backfilled with hydrated bentonite.**
	10						

GEOTECHNICAL BORING LOG JC-14

Project No.	11382.018	**Starting Drill Date**	10-2-20
Project	Juan Cabrillo Elementary School	**Ending Drill Date**	10-2-20
Drilling Co.	Millennium Environmental, Inc.	**Hole Diameter**	4"
Drilling Method	Direct Push - Acetate Sleeve, 5035	**Ground Elevation**	'
Location	See Figure 2 - Sample Location Map	**Logged / Sampled By**	KMD / KMD

Elevation Feet	Depth Feet	Graphic Log	PID READING (ppm)	Sample No.	Blows Per 6 Inches	Soil Class. (U.S.C.S.)	SOIL DESCRIPTION
		N S					*This Soil Description applies only to a location of the exploration at the time of sampling. Subsurface conditions may differ at other locations and may change with time. The description is a simplification of the actual conditions encountered. Transitions between soil types may be gradual.*
	0						@Surface: ~3-inches Asphalt Concrete.
							@0.25': Sandy CLAY, dark brown, moist, fine to coarse sand, some consruction debris.
			0.0	JC-14-0.5		CLs	
			0.0	JC-14-1.0			
			0.0	JC-14-3.0			
						SC-CL	@4': Sandy CLAY to Clayey SAND, light brown, moist, fine to coarse sand, some construction debris.
			0.0	JC-14-5.0			
	5						**Total Depth: 5 feet bgs** **No groundwater encountered during sampling** **Boring backfilled with hydrated bentonite and patched to match existing conditions.**
	10						

GEOTECHNICAL BORING LOG JC-15

Project No.	11382.018	**Starting Drill Date**	10-2-20
Project	Juan Cabrillo Elementary School	**Ending Drill Date**	10-2-20
Drilling Co.	Millennium Environmental, Inc.	**Hole Diameter**	4"
Drilling Method	Direct Push - Acetate Sleeve, 5035	**Ground Elevation**	'
Location	See Figure 2 - Sample Location Map	**Logged / Sampled By**	KMD / KMD

Elevation Feet	Depth Feet	Graphic Log (N S)	PID READING (ppm)	Sample No.	Blows Per 6 Inches	Soil Class. (U.S.C.S.)	SOIL DESCRIPTION
	0						*This Soil Description applies only to a location of the exploration at the time of sampling. Subsurface conditions may differ at other locations and may change with time. The description is a simplification of the actual conditions encountered. Transitions between soil types may be gradual.*
							@Surface: ~3-inches Asphalt Concrete.
							@0.25': Sandy CLAY, medium brown, moist, fine to coarse sand.
			0.0	JC-15-0.5		CLs	
			0.0	JC-15-1.0			
			0.0	JC-15-3.0			
			0.0	JC-15-5.0			
	5						**Total Depth: 5 feet bgs** **No groundwater encountered during sampling** **Boring backfilled with hydrated bentonite and patched to match existing conditions.**
	10						

GEOTECHNICAL BORING LOG JC-16

Project No.	11382.018	**Starting Drill Date**	10-2-20
Project	Juan Cabrillo Elementary School	**Ending Drill Date**	10-2-20
Drilling Co.	Millennium Environmental, Inc.	**Hole Diameter**	4"
Drilling Method	Direct Push - Acetate Sleeve, 5035	**Ground Elevation**	'
Location	See Figure 2 - Sample Location Map	**Logged / Sampled By**	KMD / KMD

Elevation Feet	Depth Feet	Graphic Log	PID READING (ppm)	Sample No.	Blows Per 6 Inches	Soil Class. (U.S.C.S.)	SOIL DESCRIPTION
		N S					*This Soil Description applies only to a location of the exploration at the time of sampling. Subsurface conditions may differ at other locations and may change with time. The description is a simplification of the actual conditions encountered. Transitions between soil types may be gradual.*
	0						@Surface: ~3-inches Asphalt Concrete.
			0.0	JC-16-0.5		SC-CL	@0.25': Sandy CLAY to Clayey SAND, light brown, slightly moist to moist, fine to coarse sand, fine gravel-sized consruction debris (brick, clay-pipe fragments).
			0.0	JC-16-1.0			
			0.0	JC-16-3.0			
			0.0	JC-16-5.0			
	5						**Total Depth: 5 feet bgs** **No groundwater encountered during sampling** **Boring backfilled with hydrated bentonite and patched to match existing conditions.**
	10						

GEOTECHNICAL BORING LOG JC-17

Project No.	11382.018	**Starting Drill Date**	10-2-20
Project	Juan Cabrillo Elementary School	**Ending Drill Date**	10-2-20
Drilling Co.	Millennium Environmental, Inc.	**Hole Diameter**	4"
Drilling Method	Direct Push - Acetate Sleeve, 5035	**Ground Elevation**	'
Location	See Figure 2 - Sample Location Map	**Logged / Sampled By**	KMD / KMD

Elevation Feet	Depth Feet	Graphic Log (N S)	PID READING (ppm)	Sample No.	Blows Per 6 Inches	Soil Class. (U.S.C.S.)	SOIL DESCRIPTION
	0						*This Soil Description applies only to a location of the exploration at the time of sampling. Subsurface conditions may differ at other locations and may change with time. The description is a simplification of the actual conditions encountered. Transitions between soil types may be gradual.*
							@Surface: ~3-inches Asphalt Concrete.
			0.0	JC-17-0.5		CLs	@0.25': Sandy CLAY, dark brown, moist, fine to coarse sand, some gravel-sized construction debris (brick and concrete fragments).
			0.0	JC-17-1.0			
			0.0	JC-17-3.0			
			0.0	JC-17-5.0			
	5						**Total Depth: 5 feet bgs** **No groundwater encountered during sampling** **Boring backfilled with hydrated bentonite and patched to match existing conditions.**
	10						

GEOTECHNICAL BORING LOG JC-18

Project No.	11382.018	**Starting Drill Date**	10-2-20
Project	Juan Cabrillo Elementary School	**Ending Drill Date**	10-2-20
Drilling Co.	Millennium Environmental, Inc.	**Hole Diameter**	6"
Drilling Method	Hand Auger - Glass Jar, 5035	**Ground Elevation**	'
Location	See Figure 2 - Sample Location Map	**Logged / Sampled By**	KMD / KMD

Elevation Feet	Depth Feet	Graphic Log	PID READING (ppm)	Sample No.	Blows Per 6 Inches	Soil Class. (U.S.C.S.)	SOIL DESCRIPTION
		N S					*This Soil Description applies only to a location of the exploration at the time of sampling. Subsurface conditions may differ at other locations and may change with time. The description is a simplification of the actual conditions encountered. Transitions between soil types may be gradual.*
	0		0.0	JC-18-0.5		SC-SM/ CL-ML	@0': Silty Clayey SAND to Sandy Clayey SILT, medium brown, moist, fine to medium sand, few fine to medium gravels.
			0.0	JC-18-1.0			
			0.0	JC-18-3.0			@3': Rock.
							Total Depth: 3 feet bgs (Refusal) **No groundwater encountered during sampling** **Boring backfilled with hydrated bentonite.**
	5						
	10						

GEOTECHNICAL BORING LOG JC-19

Project No.	11382.018	**Starting Drill Date**	10-2-20
Project	Juan Cabrillo Elementary School	**Ending Drill Date**	10-2-20
Drilling Co.	Millennium Environmental, Inc.	**Hole Diameter**	6"
Drilling Method	Hand Auger - Glass Jar, 5035	**Ground Elevation**	'
Location	See Figure 2 - Sample Location Map	**Logged / Sampled By**	KMD / KMD

Elevation Feet	Depth Feet	Graphic Log	PID READING (ppm)	Sample No.	Blows Per 6 Inches	Soil Class. (U.S.C.S.)	SOIL DESCRIPTION
	0	N S					*This Soil Description applies only to a location of the exploration at the time of sampling. Subsurface conditions may differ at other locations and may change with time. The description is a simplification of the actual conditions encountered. Transitions between soil types may be gradual.*
			0.0	JC-19-0.5		SC-SM/ CL-ML	@Surface': Gravels mixed with soil. @0.25': Silty Clayey SAND to Sandy Clayey SILT, medium brown, moist, fine to medium sand, few fine to medium gravels.
			0.0	JC-19-1.0			
			0.0	JC-19-3.0			
			0.0	JC-19-5.0			
	5						**Total Depth: 5 feet bgs** **No groundwater encountered during sampling** **Boring backfilled with hydrated bentonite.**
	10						

GEOTECHNICAL BORING LOG JC-20

Project No.	11382.018	**Starting Drill Date**	10-2-20
Project	Juan Cabrillo Elementary School	**Ending Drill Date**	10-2-20
Drilling Co.	Millennium Environmental, Inc.	**Hole Diameter**	6"
Drilling Method	Hand Auger - Glass Jar, 5035	**Ground Elevation**	'
Location	See Figure 2 - Sample Location Map	**Logged / Sampled By**	KMD / KMD

Elevation Feet	Depth Feet	Graphic Log	PID READING (ppm)	Sample No.	Blows Per 6 Inches	Soil Class. (U.S.C.S.)	SOIL DESCRIPTION
	0	N S					*This Soil Description applies only to a location of the exploration at the time of sampling. Subsurface conditions may differ at other locations and may change with time. The description is a simplification of the actual conditions encountered. Transitions between soil types may be gradual.*
			0.0	JC-20-0.5		CLs	@Surface': Gravels mixed with soil. @0.25': Sandy CLAY, medium brown, moist, fine to medium sand, some fine to coarse gravels and fine cobbles.
			0.0	JC-20-1.0			
			0.0	JC-20-3.0			
			0.0	JC-20-5.0			
	5						**Total Depth: 5 feet bgs** **No groundwater encountered during sampling** **Boring backfilled with hydrated bentonite.**
	10						

*** This log is a part of a report by Leighton and should not be used as a stand-alone document. ***

GEOTECHNICAL BORING LOG JC-21

Project No.	11382.018	**Starting Drill Date**	10-2-20
Project	Juan Cabrillo Elementary School	**Ending Drill Date**	10-2-20
Drilling Co.	Millennium Environmental, Inc.	**Hole Diameter**	6"
Drilling Method	Hand Auger - Glass Jar, 5035	**Ground Elevation**	'
Location	See Figure 2 - Sample Location Map	**Logged / Sampled By**	KMD / KMD

Elevation Feet	Depth Feet	Graphic Log	PID READING (ppm)	Sample No.	Blows Per 6 Inches	Soil Class. (U.S.C.S.)	SOIL DESCRIPTION
	0	N S					*This Soil Description applies only to a location of the exploration at the time of sampling. Subsurface conditions may differ at other locations and may change with time. The description is a simplification of the actual conditions encountered. Transitions between soil types may be gradual.*
							@Surface': Gravels mixed with soil.
			0.0	JC-21-0.5		CLs	@0.25': Sandy CLAY, medium brown, moist, fine to medium sand, some fine to coarse gravels and fine cobbles.
			0.0	JC-21-1.0			
			0.0	JC-21-3.0			@3': Fine cobble - boring stepped over.
			0.0	JC-21-5.0			
	5						**Total Depth: 5 feet bgs** **No groundwater encountered during sampling** **Boring backfilled with hydrated bentonite.**
	10						

*** This log is a part of a report by Leighton and should not be used as a stand-alone document. ***

GEOTECHNICAL BORING LOG JC-22

Project No.	11382.018	**Starting Drill Date**	10-2-20
Project	Juan Cabrillo Elementary School	**Ending Drill Date**	10-2-20
Drilling Co.	Millennium Environmental, Inc.	**Hole Diameter**	4"
Drilling Method	Direct Push - Acetate Sleeve, 5035	**Ground Elevation**	'
Location	See Figure 2 - Sample Location Map	**Logged / Sampled By**	KMD / KMD

Elevation Feet	Depth Feet	Graphic Log	PID READING (ppm)	Sample No.	Blows Per 6 Inches	Soil Class. (U.S.C.S.)	SOIL DESCRIPTION
		N S					*This Soil Description applies only to a location of the exploration at the time of sampling. Subsurface conditions may differ at other locations and may change with time. The description is a simplification of the actual conditions encountered. Transitions between soil types may be gradual.*
	0						@Surface': ~3-inches Asphalt Concrete over base course.
			0.0	JC-22-0.5		CLs	@0.5': Sandy CLAY, medium brown, moist, fine to medium sand.
			0.0	JC-22-1.0			
			0.7	JC-22-3.0			
						SC-SM	@4': Silty Clayey SAND, tan to orangeish brown, moist, fine to medium sand.
			0.0	JC-22-5.0			
	5						**Total Depth: 5 feet bgs** **No groundwater encountered during sampling** **Boring backfilled with hydrated bentonite and patched to match existing conditions.**
	10						

GEOTECHNICAL BORING LOG JC-23

Project No.	11382.018	**Starting Drill Date**	10-2-20
Project	Juan Cabrillo Elementary School	**Ending Drill Date**	10-2-20
Drilling Co.	Millennium Environmental, Inc.	**Hole Diameter**	4"
Drilling Method	Direct Push - Acetate Sleeve, 5035	**Ground Elevation**	'
Location	See Figure 2 - Sample Location Map	**Logged / Sampled By**	KMD / KMD

Elevation Feet	Depth Feet	Graphic Log	PID READING (ppm)	Sample No.	Blows Per 6 Inches	Soil Class. (U.S.C.S.)	SOIL DESCRIPTION
		N S					*This Soil Description applies only to a location of the exploration at the time of sampling. Subsurface conditions may differ at other locations and may change with time. The description is a simplification of the actual conditions encountered. Transitions between soil types may be gradual.*
	0						@Surface: ~3-inches Asphalt Concrete.
			0.0	JC-23-0.5		CLs	@0.25': Sandy CLAY, dark brown, moist to very moist, fine sand, trace fine gravel.
			0.0	JC-23-1.0			
			0.0	JC-23-3.0			
			0.0	JC-23-5.0			
	5						**Total Depth: 5 feet bgs** **Backfilled with hydrated bentonite and patched to match existing conditions**
	10						

GEOTECHNICAL BORING LOG JC-24

Project No.	11382.018	**Starting Drill Date**	10-2-20
Project	Juan Cabrillo Elementary School	**Ending Drill Date**	10-2-20
Drilling Co.	Millennium Environmental, Inc.	**Hole Diameter**	6"
Drilling Method	Hand Auger - Glass Jar, 5035	**Ground Elevation**	'
Location	See Figure 2 - Sample Location Map	**Logged / Sampled By**	KMD / KMD

Elevation Feet	Depth Feet	Graphic Log (N S)	PID READING (ppm)	Sample No.	Blows Per 6 Inches	Soil Class. (U.S.C.S.)	SOIL DESCRIPTION
	0						*This Soil Description applies only to a location of the exploration at the time of sampling. Subsurface conditions may differ at other locations and may change with time. The description is a simplification of the actual conditions encountered. Transitions between soil types may be gradual.*
							@Surface: ~3-inches Asphalt Concrete.
							@0.25': CLAY, very dark brown, moist, few fine sand.
			0.0	JC-24-0.5		CL	
			0.0	JC-24-1.0			
			0.0	JC-24-3.0			
			0.0	JC-24-5.0			
	5						**Total Depth: 5 feet bgs** **No groundwater encountered during sampling** **Boring backfilled with hydrated bentonite and patched to match existing conditions.**
	10						

GEOTECHNICAL BORING LOG JC-25

Project No.	11382.018	**Starting Drill Date**	10-2-20
Project	Juan Cabrillo Elementary School	**Ending Drill Date**	10-2-20
Drilling Co.	Millennium Environmental, Inc.	**Hole Diameter**	4"
Drilling Method	Direct Push - Acetate Sleeve, 5035	**Ground Elevation**	'
Location	See Figure 2 - Sample Location Map	**Logged / Sampled By**	KMD / KMD

Elevation Feet	Depth Feet	Graphic Log	PID READING (ppm)	Sample No.	Blows Per 6 Inches	Soil Class. (U.S.C.S.)	SOIL DESCRIPTION
		N S					*This Soil Description applies only to a location of the exploration at the time of sampling. Subsurface conditions may differ at other locations and may change with time. The description is a simplification of the actual conditions encountered. Transitions between soil types may be gradual.*
	0						@Surface: ~3-inches Asphalt Concrete.
							@0.25': Sandy CLAY, dark brown, moist to very moist, fine sand.
			0.0	JC-25-0.5		CLs	
			10.9	JC-25-1.0			@1': Slight odor.
			4.7	JC-25-3.0			
	5		0.0	JC-25-5.0			
						SP-SC	@6': SAND with Clay, brown, moist, fine to medium sand.
			0.1	JC-25-7.0			
							Total Depth: 7 feet bgs **No groundwater encountered during sampling** **Boring backfilled with hydrated bentonite.**
	10						

GEOTECHNICAL BORING LOG JC-10E

Project No.	11382.018	**Starting Drill Date**	11-23-20
Project	Juan Cabrillo Elementary School	**Ending Drill Date**	11-23-20
Drilling Co.	JHA Drilling	**Hole Diameter**	4"
Drilling Method	Direct Push - Acetate Sleeve, 5035	**Ground Elevation**	'
Location	See Figure 2 - Sample Location Map	**Logged / Sampled By**	KMD / KMD

Elevation Feet	Depth Feet	Graphic Log	PID READING (ppm)	Sample No.	Blows Per 6 Inches	Soil Class. (U.S.C.S.)	SOIL DESCRIPTION
		N S					*This Soil Description applies only to a location of the exploration at the time of sampling. Subsurface conditions may differ at other locations and may change with time. The description is a simplification of the actual conditions encountered. Transitions between soil types may be gradual.*
	0					CL SC	@Surface: ~3-inches Asphalt Concrete.
			0.0	JC-10E-1.0			@0.25': 2-inches of Tarry Sandy CLAY, very dark brown to black, moist, fine to coarse sand.
							@0.42': Clayey SAND, dark reddish brown, moist, fine to coarse sand.
			0.0	JC-10E-3.0			@3': Some coarse gravels.
	5		0.0	JC-10E-5.0			
			0.0	JC-10E-7.0			
	10		0.0	JC-10E-10.0		CL	@10': Sandy CLAY, reddish brown, moist, fine to coarse sand.
			0.0	JC-10E-15.0		BEDROCK	@14.5': SILTSTONE, pale yellow, moist, fissile.
	15						**Total Depth: 15 feet bgs** **No groundwater encountered during sampling** **Boring backfilled with hydrated bentonite and patched to match existing conditions.**
	20						
	25						
	30						

GEOTECHNICAL BORING LOG JC-12S

Project No.	11382.018	**Starting Drill Date**	11-23-20
Project	Juan Cabrillo Elementary School	**Ending Drill Date**	11-23-20
Drilling Co.	JHA Drilling	**Hole Diameter**	4"
Drilling Method	Direct Push - Acetate Sleeve, 5035	**Ground Elevation**	'
Location	See Figure 2 - Sample Location Map	**Logged / Sampled By**	KMD / KMD

Elevation Feet	Depth Feet	Graphic Log	PID READING (ppm)	Sample No.	Blows Per 6 Inches	Soil Class. (U.S.C.S.)	SOIL DESCRIPTION
	0	N S					*This Soil Description applies only to a location of the exploration at the time of sampling. Subsurface conditions may differ at other locations and may change with time. The description is a simplification of the actual conditions encountered. Transitions between soil types may be gradual.*
							@Surface: ~3-inches Asphalt Concrete.
							@1': Silty SAND, greyish brown, slightly moist, fine to medium sand.
							@2': Sandy CLAY, dark brown, moist, fine to coarse sand, few fine gravels.
							@4': Increased coarse sand and fine gravels.
	5						@5': Pockets of medium siltstone gravels.
				JC-12S-7.0			@7': Sandy CLAY, reddish brown, moist to very moist, fine to coarse sand.
	10			JC-12S-10.0			@10': CLAY, dark brown, waxy, plastic.
				JC-12S-15.0			@15': Sandy CLAY, reddish brown, moist, fine to medium sand, fine to medium silstone gravels.
	15						**Total Depth: 15 feet bgs** **No groundwater encountered during sampling** **Boring backfilled with hydrated bentonite and patched to match existing conditions.**
	20						
	25						
	30						

GEOTECHNICAL BORING LOG JC-26

Project No.	11382.018	**Starting Drill Date**	11-23-20
Project	Juan Cabrillo Elementary School	**Ending Drill Date**	11-23-20
Drilling Co.	JHA Drilling	**Hole Diameter**	6"
Drilling Method	Hand Auger - Glass Jar, 5035	**Ground Elevation**	'
Location	See Figure 2 - Sample Location Map	**Logged / Sampled By**	KMD / KMD

Elevation Feet	Depth Feet	Graphic Log (N S)	PID READING (ppm)	Sample No.	Blows Per 6 Inches	Soil Class. (U.S.C.S.)	SOIL DESCRIPTION
	0						*This Soil Description applies only to a location of the exploration at the time of sampling. Subsurface conditions may differ at other locations and may change with time. The description is a simplification of the actual conditions encountered. Transitions between soil types may be gradual.*
							@Surface: ~9-inches Asphalt Concrete
			0.0	JC-26-1.0		CLs	@1': CLAY with Sand and Gravel, dark brown, moist, fine to coarse sand, fine gravels.
			0.0	JC-26-3.0			
	5						**Total Depth: 3 feet bgs - REFUSAL on Presumed Pipe** **Backfilled with hydrated bentonite and patched to match existing conditions**
	10						
	15						
	20						
	25						
	30						

APPENDIX D

LABORATORY REPORTS AND CHAIN-OF-CUSTODY RECORDS

Leighton

eurofins | Environment Testing America

ANALYTICAL REPORT

Eurofins Calscience Irvine
17461 Derian Ave
Suite 100
Irvine, CA 92614-5817
Tel: (949)261-1022

Laboratory Job ID: 440-271915-1
Laboratory Sample Delivery Group: Playground
Client Project/Site: Cabrillo Elementary

For:
Leighton Consulting Inc
17781 Cowan
Suite 200
Irvine, California 92614

Attn: Joe Roe

Authorized for release by:
9/24/2020 6:35:05 AM

Danielle Roberts, Senior Project Manager
(949)260-3249
Danielle.Roberts@Eurofinset.com

LINKS

Review your project results through TotalAccess

Have a Question? Ask The Expert

Visit us at: www.eurofinsus.com/Env

The test results in this report meet all 2003 NELAC, 2009 TNI, and 2016 TNI requirements for accredited parameters, exceptions are noted in this report. This report may not be reproduced except in full, and with written approval from the laboratory. For questions please contact the Project Manager at the e-mail address or telephone number listed on this page.

This report has been electronically signed and authorized by the signatory. Electronic signature is intended to be the legally binding equivalent of a traditionally handwritten signature.

Results relate only to the items tested and the sample(s) as received by the laboratory.

Table of Contents

Cover Page 1
Table of Contents 2
Sample Summary 3
Case Narrative 4
Detection Summary 5
Client Sample Results 14
Surrogate Summary 42
Method Summary 44
Lab Chronicle 45
QC Sample Results 52
QC Association Summary 64
Definitions/Glossary 70
Certification Summary 71
Chain of Custody 72
Receipt Checklists 77

Sample Summary

Client: Leighton Consulting Inc
Project/Site: Cabrillo Elementary

Job ID: 440-271915-1
SDG: Playground

Lab Sample ID	Client Sample ID	Matrix	Collected	Received	Asset ID
440-271915-1	JC-PG1-1	Solid	09/16/20 08:45	09/16/20 14:30	
440-271915-2	JC-PG1-3	Solid	09/16/20 08:53	09/16/20 14:30	
440-271915-3	JC-PG1-5	Solid	09/16/20 09:00	09/16/20 14:30	
440-271915-4	JC-PG2-1	Solid	09/16/20 08:45	09/16/20 14:30	
440-271915-5	JC-PG2-3	Solid	09/16/20 08:50	09/16/20 14:30	
440-271915-6	JC-PG2-5	Solid	09/16/20 08:55	09/16/20 14:30	
440-271915-7	JC-PG3-1	Solid	09/16/20 09:02	09/16/20 14:30	
440-271915-8	JC-PG3-3	Solid	09/16/20 10:44	09/16/20 14:30	
440-271915-9	JC-PG3-5	Solid	09/16/20 10:47	09/16/20 14:30	
440-271915-10	JC-PG4-1	Solid	09/16/20 09:05	09/16/20 14:30	
440-271915-11	JC-PG4-3	Solid	09/16/20 09:39	09/16/20 14:30	
440-271915-12	JC-PG4-5	Solid	09/16/20 09:42	09/16/20 14:30	
440-271915-13	JC-PG5-1	Solid	09/16/20 09:51	09/16/20 14:30	
440-271915-14	JC-PG5-3	Solid	09/16/20 09:54	09/16/20 14:30	
440-271915-15	JC-PG5-5	Solid	09/16/20 10:01	09/16/20 14:30	
440-271915-16	JC-PG6-1	Solid	09/16/20 10:13	09/16/20 14:30	
440-271915-17	JC-PG6-3	Solid	09/16/20 10:26	09/16/20 14:30	
440-271915-18	JC-PG6-5	Solid	09/16/20 10:28	09/16/20 14:30	
440-271915-19	JC-PG7-1	Solid	09/16/20 10:56	09/16/20 14:30	
440-271915-20	JC-PG7-3	Solid	09/16/20 11:00	09/16/20 14:30	
440-271915-21	JC-PG7-5	Solid	09/16/20 11:04	09/16/20 14:30	
440-271915-22	JC-PG8-1	Solid	09/16/20 10:36	09/16/20 14:30	
440-271915-23	JC-PG8-3	Solid	09/16/20 10:42	09/16/20 14:30	
440-271915-24	JC-PG8-5	Solid	09/16/20 10:47	09/16/20 14:30	

Client: Leighton Consulting Inc
Project/Site: Cabrillo Elementary

Job ID: 440-271915-1
SDG: Playground

Job ID: 440-271915-1

Laboratory: Eurofins Calscience Irvine

Narrative

Job Narrative
440-271915-1

Comments
No additional comments.

Receipt
The samples were received on 9/16/2020 2:30 PM; the samples arrived in good condition, and where required, properly preserved and on ice. The temperature of the cooler at receipt was 1.6º C.

GC Semi VOA
Method 8081A: The continuing calibration verification (CCV) associated with batch 570-95352 recovered above the upper control limit for < 4,4'-DDT>. The samples associated with this CCV were non-detects for the affected analytes; therefore, the data have been reported. The associated sample is impacted: (CCV 570-95352/5).

No additional analytical or quality issues were noted, other than those described above or in the Definitions/Glossary page.

Metals
Method 6020: The matrix spike / matrix spike duplicate (MS/MSD) recoveries of Antimony for preparation batch 440-624745 and analytical batch 440-624823 were outside control limits. Sample matrix interference and/or non-homogeneity are suspected because the associated laboratory control sample (LCS) recovery was within acceptance limits.

Method 6020: The matrix spike / matrix spike duplicate (MS/MSD) recoveries and precision of Barium and Antimony for preparation batch 440-624746 and analytical batch 440-624839 were outside control limits. Sample matrix interference and/or non-homogeneity are suspected because the associated laboratory control sample recovery was within acceptance limits.

No additional analytical or quality issues were noted, other than those described above or in the Definitions/Glossary page.

Organic Prep
No analytical or quality issues were noted, other than those described in the Definitions/Glossary page.

Detection Summary

Client: Leighton Consulting Inc
Project/Site: Cabrillo Elementary

Job ID: 440-271915-1
SDG: Playground

Client Sample ID: JC-PG1-1 — Lab Sample ID: 440-271915-1

Analyte	Result	Qualifier	RL	MDL	Unit	Dil Fac	D	Method	Prep Type
Antimony	0.36	J F1	1.0	0.27	mg/Kg	20		6020	Total/NA
Arsenic	2.9		0.51	0.25	mg/Kg	20		6020	Total/NA
Barium	58		0.51	0.25	mg/Kg	20		6020	Total/NA
Beryllium	0.33		0.30	0.15	mg/Kg	20		6020	Total/NA
Cadmium	1.1		0.51	0.25	mg/Kg	20		6020	Total/NA
Chromium	48		1.0	0.51	mg/Kg	20		6020	Total/NA
Cobalt	14		0.51	0.21	mg/Kg	20		6020	Total/NA
Copper	19		1.0	0.51	mg/Kg	20		6020	Total/NA
Lead	2.9		0.51	0.25	mg/Kg	20		6020	Total/NA
Molybdenum	2.1		1.0	0.51	mg/Kg	20		6020	Total/NA
Nickel	51		1.0	0.51	mg/Kg	20		6020	Total/NA
Selenium	1.8		1.0	0.20	mg/Kg	20		6020	Total/NA
Vanadium	55		1.0	0.51	mg/Kg	20		6020	Total/NA
Zinc	43		10	5.1	mg/Kg	20		6020	Total/NA
Mercury	0.025		0.020	0.012	mg/Kg	1		7471A	Total/NA

Client Sample ID: JC-PG1-3 — Lab Sample ID: 440-271915-2

Analyte	Result	Qualifier	RL	MDL	Unit	Dil Fac	D	Method	Prep Type
Arsenic	3.4		0.51	0.25	mg/Kg	20		6020	Total/NA
Barium	54		0.51	0.25	mg/Kg	20		6020	Total/NA
Beryllium	0.36		0.30	0.15	mg/Kg	20		6020	Total/NA
Cadmium	1.3		0.51	0.25	mg/Kg	20		6020	Total/NA
Chromium	58		1.0	0.51	mg/Kg	20		6020	Total/NA
Cobalt	18		0.51	0.21	mg/Kg	20		6020	Total/NA
Copper	22		1.0	0.51	mg/Kg	20		6020	Total/NA
Lead	3.0		0.51	0.25	mg/Kg	20		6020	Total/NA
Molybdenum	3.5		1.0	0.51	mg/Kg	20		6020	Total/NA
Nickel	61		1.0	0.51	mg/Kg	20		6020	Total/NA
Selenium	2.2		1.0	0.20	mg/Kg	20		6020	Total/NA
Vanadium	58		1.0	0.51	mg/Kg	20		6020	Total/NA
Zinc	46		10	5.1	mg/Kg	20		6020	Total/NA
Mercury	0.016	J	0.020	0.012	mg/Kg	1		7471A	Total/NA

Client Sample ID: JC-PG1-5 — Lab Sample ID: 440-271915-3

Analyte	Result	Qualifier	RL	MDL	Unit	Dil Fac	D	Method	Prep Type
Antimony	0.29	J	0.99	0.27	mg/Kg	20		6020	Total/NA
Arsenic	8.6		0.49	0.25	mg/Kg	20		6020	Total/NA
Barium	44		0.49	0.25	mg/Kg	20		6020	Total/NA
Beryllium	0.35		0.30	0.15	mg/Kg	20		6020	Total/NA
Cadmium	1.4		0.49	0.25	mg/Kg	20		6020	Total/NA
Chromium	42		0.99	0.49	mg/Kg	20		6020	Total/NA
Cobalt	12		0.49	0.21	mg/Kg	20		6020	Total/NA
Copper	18		0.99	0.49	mg/Kg	20		6020	Total/NA
Lead	3.2		0.49	0.25	mg/Kg	20		6020	Total/NA
Molybdenum	2.2		0.99	0.49	mg/Kg	20		6020	Total/NA
Nickel	46		0.99	0.49	mg/Kg	20		6020	Total/NA
Selenium	1.9		0.99	0.20	mg/Kg	20		6020	Total/NA
Vanadium	47		0.99	0.49	mg/Kg	20		6020	Total/NA
Zinc	38		9.9	4.9	mg/Kg	20		6020	Total/NA

This Detection Summary does not include radiochemical test results.

Detection Summary

Client: Leighton Consulting Inc
Project/Site: Cabrillo Elementary

Job ID: 440-271915-1
SDG: Playground

Client Sample ID: JC-PG2-1 — Lab Sample ID: 440-271915-4

Analyte	Result	Qualifier	RL	MDL	Unit	Dil Fac	D	Method	Prep Type
Antimony	0.31	J	1.0	0.27	mg/Kg	20		6020	Total/NA
Arsenic	3.0		0.50	0.25	mg/Kg	20		6020	Total/NA
Barium	85		0.50	0.25	mg/Kg	20		6020	Total/NA
Beryllium	0.44		0.30	0.15	mg/Kg	20		6020	Total/NA
Cadmium	1.4		0.50	0.25	mg/Kg	20		6020	Total/NA
Chromium	54		1.0	0.50	mg/Kg	20		6020	Total/NA
Cobalt	16		0.50	0.21	mg/Kg	20		6020	Total/NA
Copper	20		1.0	0.50	mg/Kg	20		6020	Total/NA
Lead	3.0		0.50	0.25	mg/Kg	20		6020	Total/NA
Molybdenum	2.5		1.0	0.50	mg/Kg	20		6020	Total/NA
Nickel	61		1.0	0.50	mg/Kg	20		6020	Total/NA
Selenium	1.8		1.0	0.20	mg/Kg	20		6020	Total/NA
Vanadium	59		1.0	0.50	mg/Kg	20		6020	Total/NA
Zinc	48		10	5.0	mg/Kg	20		6020	Total/NA
Mercury	0.029		0.020	0.012	mg/Kg	1		7471A	Total/NA

Client Sample ID: JC-PG2-3 — Lab Sample ID: 440-271915-5

Analyte	Result	Qualifier	RL	MDL	Unit	Dil Fac	D	Method	Prep Type
Arsenic	3.1		0.51	0.25	mg/Kg	20		6020	Total/NA
Barium	79		0.51	0.25	mg/Kg	20		6020	Total/NA
Beryllium	0.54		0.30	0.15	mg/Kg	20		6020	Total/NA
Cadmium	1.8		0.51	0.25	mg/Kg	20		6020	Total/NA
Chromium	62		1.0	0.51	mg/Kg	20		6020	Total/NA
Cobalt	20		0.51	0.21	mg/Kg	20		6020	Total/NA
Copper	26		1.0	0.51	mg/Kg	20		6020	Total/NA
Lead	3.6		0.51	0.25	mg/Kg	20		6020	Total/NA
Molybdenum	2.0		1.0	0.51	mg/Kg	20		6020	Total/NA
Nickel	71		1.0	0.51	mg/Kg	20		6020	Total/NA
Selenium	2.3		1.0	0.20	mg/Kg	20		6020	Total/NA
Vanadium	61		1.0	0.51	mg/Kg	20		6020	Total/NA
Zinc	54		10	5.1	mg/Kg	20		6020	Total/NA
Mercury	0.029		0.020	0.012	mg/Kg	1		7471A	Total/NA

Client Sample ID: JC-PG2-5 — Lab Sample ID: 440-271915-6

Analyte	Result	Qualifier	RL	MDL	Unit	Dil Fac	D	Method	Prep Type
4,4'-DDT	1.1	J B	25	0.36	ug/Kg	1		8081A	Total/NA
Chlordane	4.3	J	130	2.4	ug/Kg	1		8081A	Total/NA
gamma-Chlordane	0.86	J p	25	0.26	ug/Kg	1		8081A	Total/NA
Arsenic	3.5		0.50	0.25	mg/Kg	20		6020	Total/NA
Barium	86		0.50	0.25	mg/Kg	20		6020	Total/NA
Beryllium	0.38		0.30	0.15	mg/Kg	20		6020	Total/NA
Cadmium	1.7		0.50	0.25	mg/Kg	20		6020	Total/NA
Chromium	56		1.0	0.50	mg/Kg	20		6020	Total/NA
Cobalt	17		0.50	0.21	mg/Kg	20		6020	Total/NA
Copper	22		1.0	0.50	mg/Kg	20		6020	Total/NA
Lead	2.8		0.50	0.25	mg/Kg	20		6020	Total/NA
Molybdenum	2.2		1.0	0.50	mg/Kg	20		6020	Total/NA
Nickel	61		1.0	0.50	mg/Kg	20		6020	Total/NA
Selenium	2.0		1.0	0.20	mg/Kg	20		6020	Total/NA
Vanadium	56		1.0	0.50	mg/Kg	20		6020	Total/NA

This Detection Summary does not include radiochemical test results.

Client Sample ID: JC-PG2-5 (Continued) — Lab Sample ID: 440-271915-6

Analyte	Result	Qualifier	RL	MDL	Unit	Dil Fac	D	Method	Prep Type
Zinc	46		10	5.0	mg/Kg	20		6020	Total/NA
Mercury	0.024		0.020	0.012	mg/Kg	1		7471A	Total/NA

Client Sample ID: JC-PG3-1 — Lab Sample ID: 440-271915-7

Analyte	Result	Qualifier	RL	MDL	Unit	Dil Fac	D	Method	Prep Type
Antimony	0.32	J	1.0	0.28	mg/Kg	20		6020	Total/NA
Arsenic	4.0		0.51	0.26	mg/Kg	20		6020	Total/NA
Barium	190		0.51	0.26	mg/Kg	20		6020	Total/NA
Beryllium	0.47		0.31	0.15	mg/Kg	20		6020	Total/NA
Cadmium	2.2		0.51	0.26	mg/Kg	20		6020	Total/NA
Chromium	54		1.0	0.51	mg/Kg	20		6020	Total/NA
Cobalt	18		0.51	0.21	mg/Kg	20		6020	Total/NA
Copper	22		1.0	0.51	mg/Kg	20		6020	Total/NA
Lead	3.7		0.51	0.26	mg/Kg	20		6020	Total/NA
Molybdenum	4.0		1.0	0.51	mg/Kg	20		6020	Total/NA
Nickel	60		1.0	0.51	mg/Kg	20		6020	Total/NA
Selenium	2.2		1.0	0.20	mg/Kg	20		6020	Total/NA
Vanadium	60		1.0	0.51	mg/Kg	20		6020	Total/NA
Zinc	47		10	5.1	mg/Kg	20		6020	Total/NA
Mercury	0.020		0.020	0.012	mg/Kg	1		7471A	Total/NA

Client Sample ID: JC-PG3-3 — Lab Sample ID: 440-271915-8

Analyte	Result	Qualifier	RL	MDL	Unit	Dil Fac	D	Method	Prep Type
Antimony	0.32	J	1.0	0.27	mg/Kg	20		6020	Total/NA
Arsenic	3.9		0.51	0.25	mg/Kg	20		6020	Total/NA
Barium	91		0.51	0.25	mg/Kg	20		6020	Total/NA
Beryllium	0.38		0.30	0.15	mg/Kg	20		6020	Total/NA
Cadmium	2.1		0.51	0.25	mg/Kg	20		6020	Total/NA
Chromium	64		1.0	0.51	mg/Kg	20		6020	Total/NA
Cobalt	16		0.51	0.21	mg/Kg	20		6020	Total/NA
Copper	23		1.0	0.51	mg/Kg	20		6020	Total/NA
Lead	2.8		0.51	0.25	mg/Kg	20		6020	Total/NA
Molybdenum	3.7		1.0	0.51	mg/Kg	20		6020	Total/NA
Nickel	65		1.0	0.51	mg/Kg	20		6020	Total/NA
Selenium	2.6		1.0	0.20	mg/Kg	20		6020	Total/NA
Vanadium	65		1.0	0.51	mg/Kg	20		6020	Total/NA
Zinc	51		10	5.1	mg/Kg	20		6020	Total/NA
Mercury	0.020		0.020	0.012	mg/Kg	1		7471A	Total/NA

Client Sample ID: JC-PG3-5 — Lab Sample ID: 440-271915-9

Analyte	Result	Qualifier	RL	MDL	Unit	Dil Fac	D	Method	Prep Type
Arsenic	3.5		0.50	0.25	mg/Kg	20		6020	Total/NA
Barium	59		0.50	0.25	mg/Kg	20		6020	Total/NA
Beryllium	0.39		0.30	0.15	mg/Kg	20		6020	Total/NA
Cadmium	1.9		0.50	0.25	mg/Kg	20		6020	Total/NA
Chromium	58		1.0	0.50	mg/Kg	20		6020	Total/NA
Cobalt	17		0.50	0.21	mg/Kg	20		6020	Total/NA
Copper	23		1.0	0.50	mg/Kg	20		6020	Total/NA
Lead	2.6		0.50	0.25	mg/Kg	20		6020	Total/NA

This Detection Summary does not include radiochemical test results.

Client Sample ID: JC-PG3-5 (Continued) — Lab Sample ID: 440-271915-9

Analyte	Result	Qualifier	RL	MDL	Unit	Dil Fac	D	Method	Prep Type
Molybdenum	3.2		1.0	0.50	mg/Kg	20		6020	Total/NA
Nickel	64		1.0	0.50	mg/Kg	20		6020	Total/NA
Selenium	2.4		1.0	0.20	mg/Kg	20		6020	Total/NA
Vanadium	62		1.0	0.50	mg/Kg	20		6020	Total/NA
Zinc	49		10	5.0	mg/Kg	20		6020	Total/NA
Mercury	0.013	J	0.020	0.012	mg/Kg	1		7471A	Total/NA

Client Sample ID: JC-PG4-1 — Lab Sample ID: 440-271915-10

Analyte	Result	Qualifier	RL	MDL	Unit	Dil Fac	D	Method	Prep Type
gamma-Chlordane	0.31	J p	25	0.26	ug/Kg	1		8081A	Total/NA
Antimony	0.32	J	1.0	0.27	mg/Kg	20		6020	Total/NA
Arsenic	4.0		0.50	0.25	mg/Kg	20		6020	Total/NA
Barium	84		0.50	0.25	mg/Kg	20		6020	Total/NA
Beryllium	0.38		0.30	0.15	mg/Kg	20		6020	Total/NA
Cadmium	1.7		0.50	0.25	mg/Kg	20		6020	Total/NA
Chromium	43		1.0	0.50	mg/Kg	20		6020	Total/NA
Cobalt	14		0.50	0.21	mg/Kg	20		6020	Total/NA
Copper	21		1.0	0.50	mg/Kg	20		6020	Total/NA
Lead	3.2		0.50	0.25	mg/Kg	20		6020	Total/NA
Molybdenum	4.1		1.0	0.50	mg/Kg	20		6020	Total/NA
Nickel	50		1.0	0.50	mg/Kg	20		6020	Total/NA
Selenium	2.2		1.0	0.20	mg/Kg	20		6020	Total/NA
Vanadium	53		1.0	0.50	mg/Kg	20		6020	Total/NA
Zinc	53		10	5.0	mg/Kg	20		6020	Total/NA
Mercury	0.014	J	0.020	0.012	mg/Kg	1		7471A	Total/NA

Client Sample ID: JC-PG4-3 — Lab Sample ID: 440-271915-11

Analyte	Result	Qualifier	RL	MDL	Unit	Dil Fac	D	Method	Prep Type
Arsenic	3.2		0.50	0.25	mg/Kg	20		6020	Total/NA
Barium	120		0.50	0.25	mg/Kg	20		6020	Total/NA
Beryllium	0.34		0.30	0.15	mg/Kg	20		6020	Total/NA
Cadmium	1.5		0.50	0.25	mg/Kg	20		6020	Total/NA
Chromium	56		0.99	0.50	mg/Kg	20		6020	Total/NA
Cobalt	16		0.50	0.21	mg/Kg	20		6020	Total/NA
Copper	21		0.99	0.50	mg/Kg	20		6020	Total/NA
Lead	2.3		0.50	0.25	mg/Kg	20		6020	Total/NA
Molybdenum	3.7		0.99	0.50	mg/Kg	20		6020	Total/NA
Nickel	61		0.99	0.50	mg/Kg	20		6020	Total/NA
Selenium	2.1		0.99	0.20	mg/Kg	20		6020	Total/NA
Vanadium	54		0.99	0.50	mg/Kg	20		6020	Total/NA
Zinc	48		9.9	5.0	mg/Kg	20		6020	Total/NA
Mercury	0.048		0.020	0.012	mg/Kg	1		7471A	Total/NA

Client Sample ID: JC-PG4-5 — Lab Sample ID: 440-271915-12

Analyte	Result	Qualifier	RL	MDL	Unit	Dil Fac	D	Method	Prep Type
Antimony	0.31	J	1.0	0.27	mg/Kg	20		6020	Total/NA
Arsenic	3.7		0.50	0.25	mg/Kg	20		6020	Total/NA
Barium	91		0.50	0.25	mg/Kg	20		6020	Total/NA
Beryllium	0.36		0.30	0.15	mg/Kg	20		6020	Total/NA

This Detection Summary does not include radiochemical test results.

Client Sample ID: JC-PG4-5 (Continued) — Lab Sample ID: 440-271915-12

Analyte	Result	Qualifier	RL	MDL	Unit	Dil Fac	D	Method	Prep Type
Cadmium	1.3		0.50	0.25	mg/Kg	20		6020	Total/NA
Chromium	54		1.0	0.50	mg/Kg	20		6020	Total/NA
Cobalt	16		0.50	0.21	mg/Kg	20		6020	Total/NA
Copper	23		1.0	0.50	mg/Kg	20		6020	Total/NA
Lead	2.6		0.50	0.25	mg/Kg	20		6020	Total/NA
Molybdenum	4.8		1.0	0.50	mg/Kg	20		6020	Total/NA
Nickel	61		1.0	0.50	mg/Kg	20		6020	Total/NA
Selenium	2.0		1.0	0.20	mg/Kg	20		6020	Total/NA
Vanadium	64		1.0	0.50	mg/Kg	20		6020	Total/NA
Zinc	51		10	5.0	mg/Kg	20		6020	Total/NA
Mercury	0.019	J	0.020	0.012	mg/Kg	1		7471A	Total/NA

Client Sample ID: JC-PG5-1 — Lab Sample ID: 440-271915-13

Analyte	Result	Qualifier	RL	MDL	Unit	Dil Fac	D	Method	Prep Type
Arsenic	4.2		0.51	0.25	mg/Kg	20		6020	Total/NA
Barium	66		0.51	0.25	mg/Kg	20		6020	Total/NA
Beryllium	0.39		0.30	0.15	mg/Kg	20		6020	Total/NA
Cadmium	0.87		0.51	0.25	mg/Kg	20		6020	Total/NA
Chromium	60		1.0	0.51	mg/Kg	20		6020	Total/NA
Cobalt	17		0.51	0.21	mg/Kg	20		6020	Total/NA
Copper	24		1.0	0.51	mg/Kg	20		6020	Total/NA
Lead	2.8		0.51	0.25	mg/Kg	20		6020	Total/NA
Molybdenum	2.9		1.0	0.51	mg/Kg	20		6020	Total/NA
Nickel	69		1.0	0.51	mg/Kg	20		6020	Total/NA
Selenium	2.0		1.0	0.20	mg/Kg	20		6020	Total/NA
Vanadium	56		1.0	0.51	mg/Kg	20		6020	Total/NA
Zinc	49		10	5.1	mg/Kg	20		6020	Total/NA

Client Sample ID: JC-PG5-3 — Lab Sample ID: 440-271915-14

Analyte	Result	Qualifier	RL	MDL	Unit	Dil Fac	D	Method	Prep Type
Arsenic	3.2		0.50	0.25	mg/Kg	20		6020	Total/NA
Barium	54		0.50	0.25	mg/Kg	20		6020	Total/NA
Beryllium	0.40		0.30	0.15	mg/Kg	20		6020	Total/NA
Cadmium	0.80		0.50	0.25	mg/Kg	20		6020	Total/NA
Chromium	57		1.0	0.50	mg/Kg	20		6020	Total/NA
Cobalt	16		0.50	0.21	mg/Kg	20		6020	Total/NA
Copper	24		1.0	0.50	mg/Kg	20		6020	Total/NA
Lead	2.4		0.50	0.25	mg/Kg	20		6020	Total/NA
Molybdenum	3.2		1.0	0.50	mg/Kg	20		6020	Total/NA
Nickel	62		1.0	0.50	mg/Kg	20		6020	Total/NA
Selenium	2.0		1.0	0.20	mg/Kg	20		6020	Total/NA
Silver	0.11	J	0.50	0.10	mg/Kg	20		6020	Total/NA
Vanadium	61		1.0	0.50	mg/Kg	20		6020	Total/NA
Zinc	50		10	5.0	mg/Kg	20		6020	Total/NA
Mercury	0.015	J	0.020	0.012	mg/Kg	1		7471A	Total/NA

Client Sample ID: JC-PG5-5 — Lab Sample ID: 440-271915-15

Analyte	Result	Qualifier	RL	MDL	Unit	Dil Fac	D	Method	Prep Type
Antimony	0.29	J	1.0	0.27	mg/Kg	20		6020	Total/NA

This Detection Summary does not include radiochemical test results.

Client Sample ID: JC-PG5-5 (Continued) — Lab Sample ID: 440-271915-15

Analyte	Result	Qualifier	RL	MDL	Unit	Dil Fac	D	Method	Prep Type
Arsenic	4.0		0.50	0.25	mg/Kg	20		6020	Total/NA
Barium	93		0.50	0.25	mg/Kg	20		6020	Total/NA
Beryllium	0.36		0.30	0.15	mg/Kg	20		6020	Total/NA
Cadmium	2.0		0.50	0.25	mg/Kg	20		6020	Total/NA
Chromium	55		1.0	0.50	mg/Kg	20		6020	Total/NA
Cobalt	18		0.50	0.21	mg/Kg	20		6020	Total/NA
Copper	23		1.0	0.50	mg/Kg	20		6020	Total/NA
Lead	2.7		0.50	0.25	mg/Kg	20		6020	Total/NA
Molybdenum	3.3		1.0	0.50	mg/Kg	20		6020	Total/NA
Nickel	66		1.0	0.50	mg/Kg	20		6020	Total/NA
Selenium	2.1		1.0	0.20	mg/Kg	20		6020	Total/NA
Vanadium	65		1.0	0.50	mg/Kg	20		6020	Total/NA
Zinc	52		10	5.0	mg/Kg	20		6020	Total/NA
Mercury	0.028		0.020	0.012	mg/Kg	1		7471A	Total/NA

Client Sample ID: JC-PG6-1 — Lab Sample ID: 440-271915-16

Analyte	Result	Qualifier	RL	MDL	Unit	Dil Fac	D	Method	Prep Type
Arsenic	3.3		0.50	0.25	mg/Kg	20		6020	Total/NA
Barium	79		0.50	0.25	mg/Kg	20		6020	Total/NA
Beryllium	0.36		0.30	0.15	mg/Kg	20		6020	Total/NA
Cadmium	3.1		0.50	0.25	mg/Kg	20		6020	Total/NA
Chromium	58		1.0	0.50	mg/Kg	20		6020	Total/NA
Cobalt	16		0.50	0.21	mg/Kg	20		6020	Total/NA
Copper	22		1.0	0.50	mg/Kg	20		6020	Total/NA
Lead	2.7		0.50	0.25	mg/Kg	20		6020	Total/NA
Molybdenum	2.4		1.0	0.50	mg/Kg	20		6020	Total/NA
Nickel	60		1.0	0.50	mg/Kg	20		6020	Total/NA
Selenium	2.3		1.0	0.20	mg/Kg	20		6020	Total/NA
Vanadium	59		1.0	0.50	mg/Kg	20		6020	Total/NA
Zinc	47		10	5.0	mg/Kg	20		6020	Total/NA
Mercury	0.024		0.020	0.012	mg/Kg	1		7471A	Total/NA

Client Sample ID: JC-PG6-3 — Lab Sample ID: 440-271915-17

Analyte	Result	Qualifier	RL	MDL	Unit	Dil Fac	D	Method	Prep Type
Chlordane	4.9	J	120	2.4	ug/Kg	1		8081A	Total/NA
gamma-Chlordane	0.52	J p	25	0.26	ug/Kg	1		8081A	Total/NA
Arsenic	3.2		0.50	0.25	mg/Kg	20		6020	Total/NA
Barium	89		0.50	0.25	mg/Kg	20		6020	Total/NA
Beryllium	0.33		0.30	0.15	mg/Kg	20		6020	Total/NA
Cadmium	1.4		0.50	0.25	mg/Kg	20		6020	Total/NA
Chromium	58		1.0	0.50	mg/Kg	20		6020	Total/NA
Cobalt	15		0.50	0.21	mg/Kg	20		6020	Total/NA
Copper	21		1.0	0.50	mg/Kg	20		6020	Total/NA
Lead	2.4		0.50	0.25	mg/Kg	20		6020	Total/NA
Molybdenum	2.4		1.0	0.50	mg/Kg	20		6020	Total/NA
Nickel	57		1.0	0.50	mg/Kg	20		6020	Total/NA
Selenium	2.4		1.0	0.20	mg/Kg	20		6020	Total/NA
Vanadium	60		1.0	0.50	mg/Kg	20		6020	Total/NA
Zinc	48		10	5.0	mg/Kg	20		6020	Total/NA
Mercury	0.012	J	0.020	0.012	mg/Kg	1		7471A	Total/NA

This Detection Summary does not include radiochemical test results.

Detection Summary

Client: Leighton Consulting Inc
Project/Site: Cabrillo Elementary

Job ID: 440-271915-1
SDG: Playground

Client Sample ID: JC-PG6-5 — Lab Sample ID: 440-271915-18

Analyte	Result	Qualifier	RL	MDL	Unit	Dil Fac	D	Method	Prep Type
Arsenic	3.2		0.51	0.25	mg/Kg	20		6020	Total/NA
Barium	73		0.51	0.25	mg/Kg	20		6020	Total/NA
Beryllium	0.37		0.30	0.15	mg/Kg	20		6020	Total/NA
Cadmium	1.3		0.51	0.25	mg/Kg	20		6020	Total/NA
Chromium	81		1.0	0.51	mg/Kg	20		6020	Total/NA
Cobalt	14		0.51	0.21	mg/Kg	20		6020	Total/NA
Copper	24		1.0	0.51	mg/Kg	20		6020	Total/NA
Lead	2.6		0.51	0.25	mg/Kg	20		6020	Total/NA
Molybdenum	2.2		1.0	0.51	mg/Kg	20		6020	Total/NA
Nickel	62		1.0	0.51	mg/Kg	20		6020	Total/NA
Selenium	2.1		1.0	0.20	mg/Kg	20		6020	Total/NA
Vanadium	64		1.0	0.51	mg/Kg	20		6020	Total/NA
Zinc	48		10	5.1	mg/Kg	20		6020	Total/NA
Mercury	0.013	J	0.020	0.012	mg/Kg	1		7471A	Total/NA

Client Sample ID: JC-PG7-1 — Lab Sample ID: 440-271915-19

Analyte	Result	Qualifier	RL	MDL	Unit	Dil Fac	D	Method	Prep Type
Antimony	0.30	J	1.0	0.27	mg/Kg	20		6020	Total/NA
Arsenic	4.5		0.50	0.25	mg/Kg	20		6020	Total/NA
Barium	140		0.50	0.25	mg/Kg	20		6020	Total/NA
Beryllium	0.46		0.30	0.15	mg/Kg	20		6020	Total/NA
Cadmium	2.5		0.50	0.25	mg/Kg	20		6020	Total/NA
Chromium	69		1.0	0.50	mg/Kg	20		6020	Total/NA
Cobalt	22		0.50	0.21	mg/Kg	20		6020	Total/NA
Copper	28		1.0	0.50	mg/Kg	20		6020	Total/NA
Lead	3.1		0.50	0.25	mg/Kg	20		6020	Total/NA
Molybdenum	3.9		1.0	0.50	mg/Kg	20		6020	Total/NA
Nickel	80		1.0	0.50	mg/Kg	20		6020	Total/NA
Selenium	2.9		1.0	0.20	mg/Kg	20		6020	Total/NA
Vanadium	73		1.0	0.50	mg/Kg	20		6020	Total/NA
Zinc	58		10	5.0	mg/Kg	20		6020	Total/NA
Mercury	0.017	J	0.020	0.012	mg/Kg	1		7471A	Total/NA

Client Sample ID: JC-PG7-3 — Lab Sample ID: 440-271915-20

Analyte	Result	Qualifier	RL	MDL	Unit	Dil Fac	D	Method	Prep Type
Antimony	0.27	J	0.99	0.27	mg/Kg	20		6020	Total/NA
Arsenic	3.8		0.50	0.25	mg/Kg	20		6020	Total/NA
Barium	96		0.50	0.25	mg/Kg	20		6020	Total/NA
Beryllium	0.49		0.30	0.15	mg/Kg	20		6020	Total/NA
Cadmium	1.7		0.50	0.25	mg/Kg	20		6020	Total/NA
Chromium	63		0.99	0.50	mg/Kg	20		6020	Total/NA
Cobalt	19		0.50	0.21	mg/Kg	20		6020	Total/NA
Copper	25		0.99	0.50	mg/Kg	20		6020	Total/NA
Lead	3.2		0.50	0.25	mg/Kg	20		6020	Total/NA
Molybdenum	3.3		0.99	0.50	mg/Kg	20		6020	Total/NA
Nickel	70		0.99	0.50	mg/Kg	20		6020	Total/NA
Selenium	2.4		0.99	0.20	mg/Kg	20		6020	Total/NA
Vanadium	63		0.99	0.50	mg/Kg	20		6020	Total/NA
Zinc	51		9.9	5.0	mg/Kg	20		6020	Total/NA
Mercury	0.017	J	0.020	0.012	mg/Kg	1		7471A	Total/NA

This Detection Summary does not include radiochemical test results.

Detection Summary

Client: Leighton Consulting Inc
Project/Site: Cabrillo Elementary

Job ID: 440-271915-1
SDG: Playground

Client Sample ID: JC-PG7-5 — Lab Sample ID: 440-271915-21

Analyte	Result	Qualifier	RL	MDL	Unit	Dil Fac	D	Method	Prep Type
Antimony	0.36	J F1	1.0	0.27	mg/Kg	20		6020	Total/NA
Arsenic	3.1		0.51	0.25	mg/Kg	20		6020	Total/NA
Barium	110	F1 F2	0.51	0.25	mg/Kg	20		6020	Total/NA
Beryllium	0.37		0.30	0.15	mg/Kg	20		6020	Total/NA
Cadmium	2.8		0.51	0.25	mg/Kg	20		6020	Total/NA
Chromium	60		1.0	0.51	mg/Kg	20		6020	Total/NA
Cobalt	17		0.51	0.21	mg/Kg	20		6020	Total/NA
Copper	21		1.0	0.51	mg/Kg	20		6020	Total/NA
Lead	2.9		0.51	0.25	mg/Kg	20		6020	Total/NA
Molybdenum	2.5		1.0	0.51	mg/Kg	20		6020	Total/NA
Nickel	56		1.0	0.51	mg/Kg	20		6020	Total/NA
Selenium	2.1		1.0	0.20	mg/Kg	20		6020	Total/NA
Vanadium	56		1.0	0.51	mg/Kg	20		6020	Total/NA
Zinc	46		10	5.1	mg/Kg	20		6020	Total/NA
Mercury	0.013	J	0.020	0.012	mg/Kg	1		7471A	Total/NA

Client Sample ID: JC-PG8-1 — Lab Sample ID: 440-271915-22

Analyte	Result	Qualifier	RL	MDL	Unit	Dil Fac	D	Method	Prep Type
Antimony	0.30	J	1.0	0.27	mg/Kg	20		6020	Total/NA
Arsenic	3.6		0.50	0.25	mg/Kg	20		6020	Total/NA
Barium	110		0.50	0.25	mg/Kg	20		6020	Total/NA
Beryllium	0.39		0.30	0.15	mg/Kg	20		6020	Total/NA
Cadmium	2.3		0.50	0.25	mg/Kg	20		6020	Total/NA
Chromium	49		1.0	0.50	mg/Kg	20		6020	Total/NA
Cobalt	16		0.50	0.21	mg/Kg	20		6020	Total/NA
Copper	22		1.0	0.50	mg/Kg	20		6020	Total/NA
Lead	2.9		0.50	0.25	mg/Kg	20		6020	Total/NA
Molybdenum	3.8		1.0	0.50	mg/Kg	20		6020	Total/NA
Nickel	61		1.0	0.50	mg/Kg	20		6020	Total/NA
Selenium	1.8		1.0	0.20	mg/Kg	20		6020	Total/NA
Vanadium	56		1.0	0.50	mg/Kg	20		6020	Total/NA
Zinc	51		10	5.0	mg/Kg	20		6020	Total/NA
Mercury	0.017	J	0.020	0.012	mg/Kg	1		7471A	Total/NA

Client Sample ID: JC-PG8-3 — Lab Sample ID: 440-271915-23

Analyte	Result	Qualifier	RL	MDL	Unit	Dil Fac	D	Method	Prep Type
Antimony	0.27	J	1.0	0.27	mg/Kg	20		6020	Total/NA
Arsenic	2.9		0.50	0.25	mg/Kg	20		6020	Total/NA
Barium	41		0.50	0.25	mg/Kg	20		6020	Total/NA
Beryllium	0.40		0.30	0.15	mg/Kg	20		6020	Total/NA
Cadmium	1.5		0.50	0.25	mg/Kg	20		6020	Total/NA
Chromium	53		1.0	0.50	mg/Kg	20		6020	Total/NA
Cobalt	16		0.50	0.21	mg/Kg	20		6020	Total/NA
Copper	20		1.0	0.50	mg/Kg	20		6020	Total/NA
Lead	2.7		0.50	0.25	mg/Kg	20		6020	Total/NA
Molybdenum	1.9		1.0	0.50	mg/Kg	20		6020	Total/NA
Nickel	55		1.0	0.50	mg/Kg	20		6020	Total/NA
Selenium	1.8		1.0	0.20	mg/Kg	20		6020	Total/NA
Vanadium	56		1.0	0.50	mg/Kg	20		6020	Total/NA
Zinc	43		10	5.0	mg/Kg	20		6020	Total/NA

This Detection Summary does not include radiochemical test results.

Detection Summary

Client: Leighton Consulting Inc
Project/Site: Cabrillo Elementary

Job ID: 440-271915-1
SDG: Playground

Client Sample ID: JC-PG8-5

Lab Sample ID: 440-271915-24

Analyte	Result	Qualifier	RL	MDL	Unit	Dil Fac	D	Method	Prep Type
Antimony	0.27	J	1.0	0.27	mg/Kg	20		6020	Total/NA
Arsenic	3.3		0.50	0.25	mg/Kg	20		6020	Total/NA
Barium	51		0.50	0.25	mg/Kg	20		6020	Total/NA
Beryllium	0.42		0.30	0.15	mg/Kg	20		6020	Total/NA
Cadmium	2.3		0.50	0.25	mg/Kg	20		6020	Total/NA
Chromium	58		1.0	0.50	mg/Kg	20		6020	Total/NA
Cobalt	16		0.50	0.21	mg/Kg	20		6020	Total/NA
Copper	22		1.0	0.50	mg/Kg	20		6020	Total/NA
Lead	3.3		0.50	0.25	mg/Kg	20		6020	Total/NA
Molybdenum	2.6		1.0	0.50	mg/Kg	20		6020	Total/NA
Nickel	54		1.0	0.50	mg/Kg	20		6020	Total/NA
Selenium	2.4		1.0	0.20	mg/Kg	20		6020	Total/NA
Vanadium	57		1.0	0.50	mg/Kg	20		6020	Total/NA
Zinc	50		10	5.0	mg/Kg	20		6020	Total/NA

This Detection Summary does not include radiochemical test results.

Client Sample ID: JC-PG1-1

Date Collected: 09/16/20 08:45
Date Received: 09/16/20 14:30

Lab Sample ID: 440-271915-1

Matrix: Solid

Method: 8081A - Organochlorine Pesticides (GC)

Analyte	Result	Qualifier	RL	MDL	Unit	D	Prepared	Analyzed	Dil Fac
4,4'-DDD	ND		25	0.99	ug/Kg		09/17/20 09:55	09/18/20 12:40	1
4,4'-DDE	ND		25	0.54	ug/Kg		09/17/20 09:55	09/18/20 12:40	1
4,4'-DDT	ND		25	0.36	ug/Kg		09/17/20 09:55	09/18/20 12:40	1
Aldrin	ND		25	0.30	ug/Kg		09/17/20 09:55	09/18/20 12:40	1
alpha-BHC	ND		25	3.0	ug/Kg		09/17/20 09:55	09/18/20 12:40	1
alpha-Chlordane	ND		25	1.3	ug/Kg		09/17/20 09:55	09/18/20 12:40	1
beta-BHC	ND		25	3.7	ug/Kg		09/17/20 09:55	09/18/20 12:40	1
Chlordane	ND		120	2.4	ug/Kg		09/17/20 09:55	09/18/20 12:40	1
delta-BHC	ND		25	3.3	ug/Kg		09/17/20 09:55	09/18/20 12:40	1
Dieldrin	ND		25	0.25	ug/Kg		09/17/20 09:55	09/18/20 12:40	1
Endosulfan I	ND		25	0.44	ug/Kg		09/17/20 09:55	09/18/20 12:40	1
Endosulfan II	ND		25	0.31	ug/Kg		09/17/20 09:55	09/18/20 12:40	1
Endosulfan sulfate	ND		25	0.40	ug/Kg		09/17/20 09:55	09/18/20 12:40	1
Endrin	ND		25	0.33	ug/Kg		09/17/20 09:55	09/18/20 12:40	1
Endrin aldehyde	ND		25	0.73	ug/Kg		09/17/20 09:55	09/18/20 12:40	1
Endrin ketone	ND		25	0.48	ug/Kg		09/17/20 09:55	09/18/20 12:40	1
gamma-BHC	ND		25	0.62	ug/Kg		09/17/20 09:55	09/18/20 12:40	1
gamma-Chlordane	ND		25	0.26	ug/Kg		09/17/20 09:55	09/18/20 12:40	1
Heptachlor	ND		25	0.89	ug/Kg		09/17/20 09:55	09/18/20 12:40	1
Heptachlor epoxide	ND		25	0.67	ug/Kg		09/17/20 09:55	09/18/20 12:40	1
Methoxychlor	ND		25	0.81	ug/Kg		09/17/20 09:55	09/18/20 12:40	1
Toxaphene	ND		120	20	ug/Kg		09/17/20 09:55	09/18/20 12:40	1

Surrogate	*%Recovery*	*Qualifier*	*Limits*	*Prepared*	*Analyzed*	*Dil Fac*
DCB Decachlorobiphenyl (Surr)	*64*		*20 - 155*	*09/17/20 09:55*	*09/18/20 12:40*	*1*
Tetrachloro-m-xylene	*63*		*25 - 126*	*09/17/20 09:55*	*09/18/20 12:40*	*1*

Method: 8082 - Polychlorinated Biphenyls (PCBs) by Gas Chromatography

Analyte	Result	Qualifier	RL	MDL	Unit	D	Prepared	Analyzed	Dil Fac
Aroclor-1016	ND		50	13	ug/Kg		09/17/20 09:27	09/18/20 15:12	1
Aroclor-1221	ND		50	13	ug/Kg		09/17/20 09:27	09/18/20 15:12	1
Aroclor-1232	ND		50	13	ug/Kg		09/17/20 09:27	09/18/20 15:12	1
Aroclor-1242	ND		50	13	ug/Kg		09/17/20 09:27	09/18/20 15:12	1
Aroclor-1248	ND		50	13	ug/Kg		09/17/20 09:27	09/18/20 15:12	1
Aroclor-1254	ND		50	15	ug/Kg		09/17/20 09:27	09/18/20 15:12	1
Aroclor-1260	ND		50	15	ug/Kg		09/17/20 09:27	09/18/20 15:12	1
Aroclor-1262	ND		50	15	ug/Kg		09/17/20 09:27	09/18/20 15:12	1
Aroclor-1268	ND		50	15	ug/Kg		09/17/20 09:27	09/18/20 15:12	1

Surrogate	*%Recovery*	*Qualifier*	*Limits*	*Prepared*	*Analyzed*	*Dil Fac*
DCB Decachlorobiphenyl (Surr)	*79*		*20 - 155*	*09/17/20 09:27*	*09/18/20 15:12*	*1*
Tetrachloro-m-xylene (Surr)	*83*		*25 - 126*	*09/17/20 09:27*	*09/18/20 15:12*	*1*

Method: 6020 - Metals (ICP/MS)

Analyte	Result	Qualifier	RL	MDL	Unit	D	Prepared	Analyzed	Dil Fac
Antimony	**0.36**	**J F1**	1.0	0.27	mg/Kg		09/17/20 08:18	09/17/20 13:44	20
Arsenic	**2.9**		0.51	0.25	mg/Kg		09/17/20 08:18	09/17/20 13:44	20
Barium	**58**		0.51	0.25	mg/Kg		09/17/20 08:18	09/17/20 13:44	20
Beryllium	**0.33**		0.30	0.15	mg/Kg		09/17/20 08:18	09/17/20 13:44	20
Cadmium	**1.1**		0.51	0.25	mg/Kg		09/17/20 08:18	09/17/20 13:44	20

Client Sample ID: JC-PG1-1

Lab Sample ID: 440-271915-1

Date Collected: 09/16/20 08:45
Date Received: 09/16/20 14:30

Matrix: Solid

Method: 6020 - Metals (ICP/MS) (Continued)

Analyte	Result	Qualifier	RL	MDL	Unit	D	Prepared	Analyzed	Dil Fac
Chromium	**48**		1.0	0.51	mg/Kg		09/17/20 08:18	09/17/20 13:44	20
Cobalt	**14**		0.51	0.21	mg/Kg		09/17/20 08:18	09/17/20 13:44	20
Copper	**19**		1.0	0.51	mg/Kg		09/17/20 08:18	09/17/20 13:44	20
Lead	**2.9**		0.51	0.25	mg/Kg		09/17/20 08:18	09/17/20 13:44	20
Molybdenum	**2.1**		1.0	0.51	mg/Kg		09/17/20 08:18	09/17/20 13:44	20
Nickel	**51**		1.0	0.51	mg/Kg		09/17/20 08:18	09/17/20 13:44	20
Selenium	**1.8**		1.0	0.20	mg/Kg		09/17/20 08:18	09/17/20 13:44	20
Silver	ND		0.51	0.10	mg/Kg		09/17/20 08:18	09/17/20 13:44	20
Thallium	ND		0.51	0.25	mg/Kg		09/17/20 08:18	09/17/20 13:44	20
Vanadium	**55**		1.0	0.51	mg/Kg		09/17/20 08:18	09/17/20 13:44	20
Zinc	**43**		10	5.1	mg/Kg		09/17/20 08:18	09/17/20 13:44	20

Method: 7471A - Mercury (CVAA)

Analyte	Result	Qualifier	RL	MDL	Unit	D	Prepared	Analyzed	Dil Fac
Mercury	**0.025**		0.020	0.012	mg/Kg		09/17/20 10:12	09/17/20 14:15	1

Client Sample ID: JC-PG1-3

Lab Sample ID: 440-271915-2

Date Collected: 09/16/20 08:53
Date Received: 09/16/20 14:30

Matrix: Solid

Method: 8081A - Organochlorine Pesticides (GC)

Analyte	Result	Qualifier	RL	MDL	Unit	D	Prepared	Analyzed	Dil Fac
4,4'-DDD	ND		25	0.99	ug/Kg		09/17/20 09:55	09/18/20 12:55	1
4,4'-DDE	ND		25	0.54	ug/Kg		09/17/20 09:55	09/18/20 12:55	1
4,4'-DDT	ND		25	0.36	ug/Kg		09/17/20 09:55	09/18/20 12:55	1
Aldrin	ND		25	0.30	ug/Kg		09/17/20 09:55	09/18/20 12:55	1
alpha-BHC	ND		25	3.0	ug/Kg		09/17/20 09:55	09/18/20 12:55	1
alpha-Chlordane	ND		25	1.3	ug/Kg		09/17/20 09:55	09/18/20 12:55	1
beta-BHC	ND		25	3.7	ug/Kg		09/17/20 09:55	09/18/20 12:55	1
Chlordane	ND		120	2.4	ug/Kg		09/17/20 09:55	09/18/20 12:55	1
delta-BHC	ND		25	3.3	ug/Kg		09/17/20 09:55	09/18/20 12:55	1
Dieldrin	ND		25	0.25	ug/Kg		09/17/20 09:55	09/18/20 12:55	1
Endosulfan I	ND		25	0.44	ug/Kg		09/17/20 09:55	09/18/20 12:55	1
Endosulfan II	ND		25	0.31	ug/Kg		09/17/20 09:55	09/18/20 12:55	1
Endosulfan sulfate	ND		25	0.40	ug/Kg		09/17/20 09:55	09/18/20 12:55	1
Endrin	ND		25	0.33	ug/Kg		09/17/20 09:55	09/18/20 12:55	1
Endrin aldehyde	ND		25	0.73	ug/Kg		09/17/20 09:55	09/18/20 12:55	1
Endrin ketone	ND		25	0.48	ug/Kg		09/17/20 09:55	09/18/20 12:55	1
gamma-BHC	ND		25	0.62	ug/Kg		09/17/20 09:55	09/18/20 12:55	1
gamma-Chlordane	ND		25	0.26	ug/Kg		09/17/20 09:55	09/18/20 12:55	1
Heptachlor	ND		25	0.88	ug/Kg		09/17/20 09:55	09/18/20 12:55	1
Heptachlor epoxide	ND		25	0.67	ug/Kg		09/17/20 09:55	09/18/20 12:55	1
Methoxychlor	ND		25	0.81	ug/Kg		09/17/20 09:55	09/18/20 12:55	1
Toxaphene	ND		120	20	ug/Kg		09/17/20 09:55	09/18/20 12:55	1

Surrogate	*%Recovery*	*Qualifier*	*Limits*	*Prepared*	*Analyzed*	*Dil Fac*
DCB Decachlorobiphenyl (Surr)	*77*		*20 - 155*	*09/17/20 09:55*	*09/18/20 12:55*	*1*
Tetrachloro-m-xylene	*75*		*25 - 126*	*09/17/20 09:55*	*09/18/20 12:55*	*1*

Client Sample ID: JC-PG1-3

Date Collected: 09/16/20 08:53
Date Received: 09/16/20 14:30

Lab Sample ID: 440-271915-2

Matrix: Solid

Method: 6020 - Metals (ICP/MS)

Analyte	Result	Qualifier	RL	MDL	Unit	D	Prepared	Analyzed	Dil Fac
Antimony	ND		1.0	0.27	mg/Kg		09/17/20 08:18	09/17/20 13:53	20
Arsenic	**3.4**		0.51	0.25	mg/Kg		09/17/20 08:18	09/17/20 13:53	20
Barium	**54**		0.51	0.25	mg/Kg		09/17/20 08:18	09/17/20 13:53	20
Beryllium	**0.36**		0.30	0.15	mg/Kg		09/17/20 08:18	09/17/20 13:53	20
Cadmium	**1.3**		0.51	0.25	mg/Kg		09/17/20 08:18	09/17/20 13:53	20
Chromium	**58**		1.0	0.51	mg/Kg		09/17/20 08:18	09/17/20 13:53	20
Cobalt	**18**		0.51	0.21	mg/Kg		09/17/20 08:18	09/17/20 13:53	20
Copper	**22**		1.0	0.51	mg/Kg		09/17/20 08:18	09/17/20 13:53	20
Lead	**3.0**		0.51	0.25	mg/Kg		09/17/20 08:18	09/17/20 13:53	20
Molybdenum	**3.5**		1.0	0.51	mg/Kg		09/17/20 08:18	09/17/20 13:53	20
Nickel	**61**		1.0	0.51	mg/Kg		09/17/20 08:18	09/17/20 13:53	20
Selenium	**2.2**		1.0	0.20	mg/Kg		09/17/20 08:18	09/17/20 13:53	20
Silver	ND		0.51	0.10	mg/Kg		09/17/20 08:18	09/17/20 13:53	20
Thallium	ND		0.51	0.25	mg/Kg		09/17/20 08:18	09/17/20 13:53	20
Vanadium	**58**		1.0	0.51	mg/Kg		09/17/20 08:18	09/17/20 13:53	20
Zinc	**46**		10	5.1	mg/Kg		09/17/20 08:18	09/17/20 13:53	20

Method: 7471A - Mercury (CVAA)

Analyte	Result	Qualifier	RL	MDL	Unit	D	Prepared	Analyzed	Dil Fac
Mercury	**0.016**	**J**	0.020	0.012	mg/Kg		09/17/20 10:12	09/17/20 14:22	1

Client Sample ID: JC-PG1-5

Date Collected: 09/16/20 09:00
Date Received: 09/16/20 14:30

Lab Sample ID: 440-271915-3

Matrix: Solid

Method: 8081A - Organochlorine Pesticides (GC)

Analyte	Result	Qualifier	RL	MDL	Unit	D	Prepared	Analyzed	Dil Fac
4,4'-DDD	ND		25	0.99	ug/Kg		09/17/20 09:55	09/18/20 13:09	1
4,4'-DDE	ND		25	0.54	ug/Kg		09/17/20 09:55	09/18/20 13:09	1
4,4'-DDT	ND		25	0.36	ug/Kg		09/17/20 09:55	09/18/20 13:09	1
Aldrin	ND		25	0.30	ug/Kg		09/17/20 09:55	09/18/20 13:09	1
alpha-BHC	ND		25	3.0	ug/Kg		09/17/20 09:55	09/18/20 13:09	1
alpha-Chlordane	ND		25	1.3	ug/Kg		09/17/20 09:55	09/18/20 13:09	1
beta-BHC	ND		25	3.7	ug/Kg		09/17/20 09:55	09/18/20 13:09	1
Chlordane	ND		130	2.4	ug/Kg		09/17/20 09:55	09/18/20 13:09	1
delta-BHC	ND		25	3.3	ug/Kg		09/17/20 09:55	09/18/20 13:09	1
Dieldrin	ND		25	0.25	ug/Kg		09/17/20 09:55	09/18/20 13:09	1
Endosulfan I	ND		25	0.44	ug/Kg		09/17/20 09:55	09/18/20 13:09	1
Endosulfan II	ND		25	0.31	ug/Kg		09/17/20 09:55	09/18/20 13:09	1
Endosulfan sulfate	ND		25	0.40	ug/Kg		09/17/20 09:55	09/18/20 13:09	1
Endrin	ND		25	0.34	ug/Kg		09/17/20 09:55	09/18/20 13:09	1
Endrin aldehyde	ND		25	0.73	ug/Kg		09/17/20 09:55	09/18/20 13:09	1
Endrin ketone	ND		25	0.48	ug/Kg		09/17/20 09:55	09/18/20 13:09	1
gamma-BHC	ND		25	0.62	ug/Kg		09/17/20 09:55	09/18/20 13:09	1
gamma-Chlordane	ND		25	0.26	ug/Kg		09/17/20 09:55	09/18/20 13:09	1
Heptachlor	ND		25	0.89	ug/Kg		09/17/20 09:55	09/18/20 13:09	1
Heptachlor epoxide	ND		25	0.67	ug/Kg		09/17/20 09:55	09/18/20 13:09	1
Methoxychlor	ND		25	0.81	ug/Kg		09/17/20 09:55	09/18/20 13:09	1
Toxaphene	ND		130	20	ug/Kg		09/17/20 09:55	09/18/20 13:09	1

Client Sample ID: JC-PG1-5

Date Collected: 09/16/20 09:00
Date Received: 09/16/20 14:30

Lab Sample ID: 440-271915-3

Matrix: Solid

Surrogate	*%Recovery*	*Qualifier*	*Limits*	*Prepared*	*Analyzed*	*Dil Fac*
DCB Decachlorobiphenyl (Surr)	*85*		*20 - 155*	*09/17/20 09:55*	*09/18/20 13:09*	*1*
Tetrachloro-m-xylene	*80*		*25 - 126*	*09/17/20 09:55*	*09/18/20 13:09*	*1*

Method: 6020 - Metals (ICP/MS)

Analyte	Result	Qualifier	RL	MDL	Unit	D	Prepared	Analyzed	Dil Fac
Antimony	**0.29**	**J**	0.99	0.27	mg/Kg		09/17/20 08:18	09/17/20 13:55	20
Arsenic	**8.6**		0.49	0.25	mg/Kg		09/17/20 08:18	09/17/20 13:55	20
Barium	**44**		0.49	0.25	mg/Kg		09/17/20 08:18	09/17/20 13:55	20
Beryllium	**0.35**		0.30	0.15	mg/Kg		09/17/20 08:18	09/17/20 13:55	20
Cadmium	**1.4**		0.49	0.25	mg/Kg		09/17/20 08:18	09/17/20 13:55	20
Chromium	**42**		0.99	0.49	mg/Kg		09/17/20 08:18	09/17/20 13:55	20
Cobalt	**12**		0.49	0.21	mg/Kg		09/17/20 08:18	09/17/20 13:55	20
Copper	**18**		0.99	0.49	mg/Kg		09/17/20 08:18	09/17/20 13:55	20
Lead	**3.2**		0.49	0.25	mg/Kg		09/17/20 08:18	09/17/20 13:55	20
Molybdenum	**2.2**		0.99	0.49	mg/Kg		09/17/20 08:18	09/17/20 13:55	20
Nickel	**46**		0.99	0.49	mg/Kg		09/17/20 08:18	09/17/20 13:55	20
Selenium	**1.9**		0.99	0.20	mg/Kg		09/17/20 08:18	09/17/20 13:55	20
Silver	ND		0.49	0.099	mg/Kg		09/17/20 08:18	09/17/20 13:55	20
Thallium	ND		0.49	0.25	mg/Kg		09/17/20 08:18	09/17/20 13:55	20
Vanadium	**47**		0.99	0.49	mg/Kg		09/17/20 08:18	09/17/20 13:55	20
Zinc	**38**		9.9	4.9	mg/Kg		09/17/20 08:18	09/17/20 13:55	20

Method: 7471A - Mercury (CVAA)

Analyte	Result	Qualifier	RL	MDL	Unit	D	Prepared	Analyzed	Dil Fac
Mercury	ND		0.020	0.012	mg/Kg		09/17/20 10:12	09/17/20 14:24	1

Client Sample ID: JC-PG2-1

Date Collected: 09/16/20 08:45
Date Received: 09/16/20 14:30

Lab Sample ID: 440-271915-4

Matrix: Solid

Method: 8081A - Organochlorine Pesticides (GC)

Analyte	Result	Qualifier	RL	MDL	Unit	D	Prepared	Analyzed	Dil Fac
4,4'-DDD	ND		25	0.98	ug/Kg		09/17/20 09:55	09/18/20 13:23	1
4,4'-DDE	ND		25	0.54	ug/Kg		09/17/20 09:55	09/18/20 13:23	1
4,4'-DDT	ND		25	0.36	ug/Kg		09/17/20 09:55	09/18/20 13:23	1
Aldrin	ND		25	0.30	ug/Kg		09/17/20 09:55	09/18/20 13:23	1
alpha-BHC	ND		25	3.0	ug/Kg		09/17/20 09:55	09/18/20 13:23	1
alpha-Chlordane	ND		25	1.3	ug/Kg		09/17/20 09:55	09/18/20 13:23	1
beta-BHC	ND		25	3.7	ug/Kg		09/17/20 09:55	09/18/20 13:23	1
Chlordane	ND		120	2.4	ug/Kg		09/17/20 09:55	09/18/20 13:23	1
delta-BHC	ND		25	3.3	ug/Kg		09/17/20 09:55	09/18/20 13:23	1
Dieldrin	ND		25	0.25	ug/Kg		09/17/20 09:55	09/18/20 13:23	1
Endosulfan I	ND		25	0.44	ug/Kg		09/17/20 09:55	09/18/20 13:23	1
Endosulfan II	ND		25	0.31	ug/Kg		09/17/20 09:55	09/18/20 13:23	1
Endosulfan sulfate	ND		25	0.40	ug/Kg		09/17/20 09:55	09/18/20 13:23	1
Endrin	ND		25	0.33	ug/Kg		09/17/20 09:55	09/18/20 13:23	1
Endrin aldehyde	ND		25	0.73	ug/Kg		09/17/20 09:55	09/18/20 13:23	1
Endrin ketone	ND		25	0.47	ug/Kg		09/17/20 09:55	09/18/20 13:23	1
gamma-BHC	ND		25	0.62	ug/Kg		09/17/20 09:55	09/18/20 13:23	1
gamma-Chlordane	ND		25	0.26	ug/Kg		09/17/20 09:55	09/18/20 13:23	1
Heptachlor	ND		25	0.88	ug/Kg		09/17/20 09:55	09/18/20 13:23	1

Client Sample ID: JC-PG2-1

Date Collected: 09/16/20 08:45
Date Received: 09/16/20 14:30

Lab Sample ID: 440-271915-4

Matrix: Solid

Method: 8081A - Organochlorine Pesticides (GC) (Continued)

Analyte	Result	Qualifier	RL	MDL	Unit	D	Prepared	Analyzed	Dil Fac
Heptachlor epoxide	ND		25	0.67	ug/Kg		09/17/20 09:55	09/18/20 13:23	1
Methoxychlor	ND		25	0.81	ug/Kg		09/17/20 09:55	09/18/20 13:23	1
Toxaphene	ND		120	20	ug/Kg		09/17/20 09:55	09/18/20 13:23	1

Surrogate	*%Recovery*	*Qualifier*	*Limits*	*Prepared*	*Analyzed*	*Dil Fac*
DCB Decachlorobiphenyl (Surr)	*70*		*20 - 155*	*09/17/20 09:55*	*09/18/20 13:23*	*1*
Tetrachloro-m-xylene	*66*		*25 - 126*	*09/17/20 09:55*	*09/18/20 13:23*	*1*

Method: 8082 - Polychlorinated Biphenyls (PCBs) by Gas Chromatography

Analyte	Result	Qualifier	RL	MDL	Unit	D	Prepared	Analyzed	Dil Fac
Aroclor-1016	ND		50	13	ug/Kg		09/17/20 09:27	09/18/20 15:31	1
Aroclor-1221	ND		50	13	ug/Kg		09/17/20 09:27	09/18/20 15:31	1
Aroclor-1232	ND		50	13	ug/Kg		09/17/20 09:27	09/18/20 15:31	1
Aroclor-1242	ND		50	13	ug/Kg		09/17/20 09:27	09/18/20 15:31	1
Aroclor-1248	ND		50	13	ug/Kg		09/17/20 09:27	09/18/20 15:31	1
Aroclor-1254	ND		50	15	ug/Kg		09/17/20 09:27	09/18/20 15:31	1
Aroclor-1260	ND		50	15	ug/Kg		09/17/20 09:27	09/18/20 15:31	1
Aroclor-1262	ND		50	15	ug/Kg		09/17/20 09:27	09/18/20 15:31	1
Aroclor-1268	ND		50	15	ug/Kg		09/17/20 09:27	09/18/20 15:31	1

Surrogate	*%Recovery*	*Qualifier*	*Limits*	*Prepared*	*Analyzed*	*Dil Fac*
DCB Decachlorobiphenyl (Surr)	*87*		*20 - 155*	*09/17/20 09:27*	*09/18/20 15:31*	*1*
Tetrachloro-m-xylene (Surr)	*89*		*25 - 126*	*09/17/20 09:27*	*09/18/20 15:31*	*1*

Method: 6020 - Metals (ICP/MS)

Analyte	Result	Qualifier	RL	MDL	Unit	D	Prepared	Analyzed	Dil Fac
Antimony	**0.31**	**J**	1.0	0.27	mg/Kg		09/17/20 08:18	09/17/20 14:01	20
Arsenic	**3.0**		0.50	0.25	mg/Kg		09/17/20 08:18	09/17/20 14:01	20
Barium	**85**		0.50	0.25	mg/Kg		09/17/20 08:18	09/17/20 14:01	20
Beryllium	**0.44**		0.30	0.15	mg/Kg		09/17/20 08:18	09/17/20 14:01	20
Cadmium	**1.4**		0.50	0.25	mg/Kg		09/17/20 08:18	09/17/20 14:01	20
Chromium	**54**		1.0	0.50	mg/Kg		09/17/20 08:18	09/17/20 14:01	20
Cobalt	**16**		0.50	0.21	mg/Kg		09/17/20 08:18	09/17/20 14:01	20
Copper	**20**		1.0	0.50	mg/Kg		09/17/20 08:18	09/17/20 14:01	20
Lead	**3.0**		0.50	0.25	mg/Kg		09/17/20 08:18	09/17/20 14:01	20
Molybdenum	**2.5**		1.0	0.50	mg/Kg		09/17/20 08:18	09/17/20 14:01	20
Nickel	**61**		1.0	0.50	mg/Kg		09/17/20 08:18	09/17/20 14:01	20
Selenium	**1.8**		1.0	0.20	mg/Kg		09/17/20 08:18	09/17/20 14:01	20
Silver	ND		0.50	0.10	mg/Kg		09/17/20 08:18	09/17/20 14:01	20
Thallium	ND		0.50	0.25	mg/Kg		09/17/20 08:18	09/17/20 14:01	20
Vanadium	**59**		1.0	0.50	mg/Kg		09/17/20 08:18	09/17/20 14:01	20
Zinc	**48**		10	5.0	mg/Kg		09/17/20 08:18	09/17/20 14:01	20

Method: 7471A - Mercury (CVAA)

Analyte	Result	Qualifier	RL	MDL	Unit	D	Prepared	Analyzed	Dil Fac
Mercury	**0.029**		0.020	0.012	mg/Kg		09/17/20 10:12	09/17/20 14:26	1

Client Sample ID: JC-PG2-3

Date Collected: 09/16/20 08:50
Date Received: 09/16/20 14:30

Lab Sample ID: 440-271915-5

Matrix: Solid

Method: 8081A - Organochlorine Pesticides (GC)

Analyte	Result	Qualifier	RL	MDL	Unit	D	Prepared	Analyzed	Dil Fac
4,4'-DDD	ND		25	0.99	ug/Kg		09/17/20 09:55	09/18/20 13:38	1
4,4'-DDE	ND		25	0.54	ug/Kg		09/17/20 09:55	09/18/20 13:38	1
4,4'-DDT	ND		25	0.36	ug/Kg		09/17/20 09:55	09/18/20 13:38	1
Aldrin	ND		25	0.30	ug/Kg		09/17/20 09:55	09/18/20 13:38	1
alpha-BHC	ND		25	3.0	ug/Kg		09/17/20 09:55	09/18/20 13:38	1
alpha-Chlordane	ND		25	1.3	ug/Kg		09/17/20 09:55	09/18/20 13:38	1
beta-BHC	ND		25	3.7	ug/Kg		09/17/20 09:55	09/18/20 13:38	1
Chlordane	ND		120	2.4	ug/Kg		09/17/20 09:55	09/18/20 13:38	1
delta-BHC	ND		25	3.3	ug/Kg		09/17/20 09:55	09/18/20 13:38	1
Dieldrin	ND		25	0.25	ug/Kg		09/17/20 09:55	09/18/20 13:38	1
Endosulfan I	ND		25	0.44	ug/Kg		09/17/20 09:55	09/18/20 13:38	1
Endosulfan II	ND		25	0.31	ug/Kg		09/17/20 09:55	09/18/20 13:38	1
Endosulfan sulfate	ND		25	0.40	ug/Kg		09/17/20 09:55	09/18/20 13:38	1
Endrin	ND		25	0.33	ug/Kg		09/17/20 09:55	09/18/20 13:38	1
Endrin aldehyde	ND		25	0.73	ug/Kg		09/17/20 09:55	09/18/20 13:38	1
Endrin ketone	ND		25	0.48	ug/Kg		09/17/20 09:55	09/18/20 13:38	1
gamma-BHC	ND		25	0.62	ug/Kg		09/17/20 09:55	09/18/20 13:38	1
gamma-Chlordane	ND		25	0.26	ug/Kg		09/17/20 09:55	09/18/20 13:38	1
Heptachlor	ND		25	0.89	ug/Kg		09/17/20 09:55	09/18/20 13:38	1
Heptachlor epoxide	ND		25	0.67	ug/Kg		09/17/20 09:55	09/18/20 13:38	1
Methoxychlor	ND		25	0.81	ug/Kg		09/17/20 09:55	09/18/20 13:38	1
Toxaphene	ND		120	20	ug/Kg		09/17/20 09:55	09/18/20 13:38	1

Surrogate	*%Recovery*	*Qualifier*	*Limits*	*Prepared*	*Analyzed*	*Dil Fac*
DCB Decachlorobiphenyl (Surr)	*71*		*20 - 155*	*09/17/20 09:55*	*09/18/20 13:38*	*1*
Tetrachloro-m-xylene	*69*		*25 - 126*	*09/17/20 09:55*	*09/18/20 13:38*	*1*

Method: 6020 - Metals (ICP/MS)

Analyte	Result	Qualifier	RL	MDL	Unit	D	Prepared	Analyzed	Dil Fac
Antimony	ND		1.0	0.27	mg/Kg		09/17/20 08:18	09/17/20 14:03	20
Arsenic	**3.1**		0.51	0.25	mg/Kg		09/17/20 08:18	09/17/20 14:03	20
Barium	**79**		0.51	0.25	mg/Kg		09/17/20 08:18	09/17/20 14:03	20
Beryllium	**0.54**		0.30	0.15	mg/Kg		09/17/20 08:18	09/17/20 14:03	20
Cadmium	**1.8**		0.51	0.25	mg/Kg		09/17/20 08:18	09/17/20 14:03	20
Chromium	**62**		1.0	0.51	mg/Kg		09/17/20 08:18	09/17/20 14:03	20
Cobalt	**20**		0.51	0.21	mg/Kg		09/17/20 08:18	09/17/20 14:03	20
Copper	**26**		1.0	0.51	mg/Kg		09/17/20 08:18	09/17/20 14:03	20
Lead	**3.6**		0.51	0.25	mg/Kg		09/17/20 08:18	09/17/20 14:03	20
Molybdenum	**2.0**		1.0	0.51	mg/Kg		09/17/20 08:18	09/17/20 14:03	20
Nickel	**71**		1.0	0.51	mg/Kg		09/17/20 08:18	09/17/20 14:03	20
Selenium	**2.3**		1.0	0.20	mg/Kg		09/17/20 08:18	09/17/20 14:03	20
Silver	ND		0.51	0.10	mg/Kg		09/17/20 08:18	09/17/20 14:03	20
Thallium	ND		0.51	0.25	mg/Kg		09/17/20 08:18	09/17/20 14:03	20
Vanadium	**61**		1.0	0.51	mg/Kg		09/17/20 08:18	09/17/20 14:03	20
Zinc	**54**		10	5.1	mg/Kg		09/17/20 08:18	09/17/20 14:03	20

Method: 7471A - Mercury (CVAA)

Analyte	Result	Qualifier	RL	MDL	Unit	D	Prepared	Analyzed	Dil Fac
Mercury	**0.029**		0.020	0.012	mg/Kg		09/17/20 10:12	09/17/20 14:28	1

Client Sample ID: JC-PG2-5

Date Collected: 09/16/20 08:55
Date Received: 09/16/20 14:30

Lab Sample ID: 440-271915-6

Matrix: Solid

Method: 8081A - Organochlorine Pesticides (GC)

Analyte	Result	Qualifier	RL	MDL	Unit	D	Prepared	Analyzed	Dil Fac
4,4'-DDD	ND		25	0.99	ug/Kg		09/17/20 09:55	09/18/20 13:52	1
4,4'-DDE	ND		25	0.54	ug/Kg		09/17/20 09:55	09/18/20 13:52	1
4,4'-DDT	**1.1**	**J B**	25	0.36	ug/Kg		09/17/20 09:55	09/18/20 13:52	1
Aldrin	ND		25	0.30	ug/Kg		09/17/20 09:55	09/18/20 13:52	1
alpha-BHC	ND		25	3.0	ug/Kg		09/17/20 09:55	09/18/20 13:52	1
alpha-Chlordane	ND		25	1.3	ug/Kg		09/17/20 09:55	09/18/20 13:52	1
beta-BHC	ND		25	3.7	ug/Kg		09/17/20 09:55	09/18/20 13:52	1
Chlordane	**4.3**	**J**	130	2.4	ug/Kg		09/17/20 09:55	09/18/20 13:52	1
delta-BHC	ND		25	3.3	ug/Kg		09/17/20 09:55	09/18/20 13:52	1
Dieldrin	ND		25	0.25	ug/Kg		09/17/20 09:55	09/18/20 13:52	1
Endosulfan I	ND		25	0.44	ug/Kg		09/17/20 09:55	09/18/20 13:52	1
Endosulfan II	ND		25	0.31	ug/Kg		09/17/20 09:55	09/18/20 13:52	1
Endosulfan sulfate	ND		25	0.40	ug/Kg		09/17/20 09:55	09/18/20 13:52	1
Endrin	ND		25	0.34	ug/Kg		09/17/20 09:55	09/18/20 13:52	1
Endrin aldehyde	ND		25	0.73	ug/Kg		09/17/20 09:55	09/18/20 13:52	1
Endrin ketone	ND		25	0.48	ug/Kg		09/17/20 09:55	09/18/20 13:52	1
gamma-BHC	ND		25	0.62	ug/Kg		09/17/20 09:55	09/18/20 13:52	1
gamma-Chlordane	**0.86**	**J p**	25	0.26	ug/Kg		09/17/20 09:55	09/18/20 13:52	1
Heptachlor	ND		25	0.89	ug/Kg		09/17/20 09:55	09/18/20 13:52	1
Heptachlor epoxide	ND		25	0.67	ug/Kg		09/17/20 09:55	09/18/20 13:52	1
Methoxychlor	ND		25	0.81	ug/Kg		09/17/20 09:55	09/18/20 13:52	1
Toxaphene	ND		130	20	ug/Kg		09/17/20 09:55	09/18/20 13:52	1

Surrogate	*%Recovery*	*Qualifier*	*Limits*	*Prepared*	*Analyzed*	*Dil Fac*
DCB Decachlorobiphenyl (Surr)	*66*		*20 - 155*	*09/17/20 09:55*	*09/18/20 13:52*	*1*
Tetrachloro-m-xylene	*63*		*25 - 126*	*09/17/20 09:55*	*09/18/20 13:52*	*1*

Method: 6020 - Metals (ICP/MS)

Analyte	Result	Qualifier	RL	MDL	Unit	D	Prepared	Analyzed	Dil Fac
Antimony	ND		1.0	0.27	mg/Kg		09/17/20 08:18	09/17/20 14:05	20
Arsenic	**3.5**		0.50	0.25	mg/Kg		09/17/20 08:18	09/17/20 14:05	20
Barium	**86**		0.50	0.25	mg/Kg		09/17/20 08:18	09/17/20 14:05	20
Beryllium	**0.38**		0.30	0.15	mg/Kg		09/17/20 08:18	09/17/20 14:05	20
Cadmium	**1.7**		0.50	0.25	mg/Kg		09/17/20 08:18	09/17/20 14:05	20
Chromium	**56**		1.0	0.50	mg/Kg		09/17/20 08:18	09/17/20 14:05	20
Cobalt	**17**		0.50	0.21	mg/Kg		09/17/20 08:18	09/17/20 14:05	20
Copper	**22**		1.0	0.50	mg/Kg		09/17/20 08:18	09/17/20 14:05	20
Lead	**2.8**		0.50	0.25	mg/Kg		09/17/20 08:18	09/17/20 14:05	20
Molybdenum	**2.2**		1.0	0.50	mg/Kg		09/17/20 08:18	09/17/20 14:05	20
Nickel	**61**		1.0	0.50	mg/Kg		09/17/20 08:18	09/17/20 14:05	20
Selenium	**2.0**		1.0	0.20	mg/Kg		09/17/20 08:18	09/17/20 14:05	20
Silver	ND		0.50	0.10	mg/Kg		09/17/20 08:18	09/17/20 14:05	20
Thallium	ND		0.50	0.25	mg/Kg		09/17/20 08:18	09/17/20 14:05	20
Vanadium	**56**		1.0	0.50	mg/Kg		09/17/20 08:18	09/17/20 14:05	20
Zinc	**46**		10	5.0	mg/Kg		09/17/20 08:18	09/17/20 14:05	20

Method: 7471A - Mercury (CVAA)

Analyte	Result	Qualifier	RL	MDL	Unit	D	Prepared	Analyzed	Dil Fac
Mercury	**0.024**		0.020	0.012	mg/Kg		09/17/20 10:12	09/17/20 14:30	1

Client Sample ID: JC-PG3-1

Date Collected: 09/16/20 09:02
Date Received: 09/16/20 14:30

Lab Sample ID: 440-271915-7

Matrix: Solid

Method: 8081A - Organochlorine Pesticides (GC)

Analyte	Result	Qualifier	RL	MDL	Unit	D	Prepared	Analyzed	Dil Fac
4,4'-DDD	ND		25	0.98	ug/Kg		09/17/20 09:55	09/18/20 14:06	1
4,4'-DDE	ND		25	0.54	ug/Kg		09/17/20 09:55	09/18/20 14:06	1
4,4'-DDT	ND		25	0.36	ug/Kg		09/17/20 09:55	09/18/20 14:06	1
Aldrin	ND		25	0.30	ug/Kg		09/17/20 09:55	09/18/20 14:06	1
alpha-BHC	ND		25	3.0	ug/Kg		09/17/20 09:55	09/18/20 14:06	1
alpha-Chlordane	ND		25	1.3	ug/Kg		09/17/20 09:55	09/18/20 14:06	1
beta-BHC	ND		25	3.7	ug/Kg		09/17/20 09:55	09/18/20 14:06	1
Chlordane	ND		120	2.4	ug/Kg		09/17/20 09:55	09/18/20 14:06	1
delta-BHC	ND		25	3.3	ug/Kg		09/17/20 09:55	09/18/20 14:06	1
Dieldrin	ND		25	0.25	ug/Kg		09/17/20 09:55	09/18/20 14:06	1
Endosulfan I	ND		25	0.44	ug/Kg		09/17/20 09:55	09/18/20 14:06	1
Endosulfan II	ND		25	0.31	ug/Kg		09/17/20 09:55	09/18/20 14:06	1
Endosulfan sulfate	ND		25	0.40	ug/Kg		09/17/20 09:55	09/18/20 14:06	1
Endrin	ND		25	0.33	ug/Kg		09/17/20 09:55	09/18/20 14:06	1
Endrin aldehyde	ND		25	0.73	ug/Kg		09/17/20 09:55	09/18/20 14:06	1
Endrin ketone	ND		25	0.47	ug/Kg		09/17/20 09:55	09/18/20 14:06	1
gamma-BHC	ND		25	0.62	ug/Kg		09/17/20 09:55	09/18/20 14:06	1
gamma-Chlordane	ND		25	0.26	ug/Kg		09/17/20 09:55	09/18/20 14:06	1
Heptachlor	ND		25	0.88	ug/Kg		09/17/20 09:55	09/18/20 14:06	1
Heptachlor epoxide	ND		25	0.67	ug/Kg		09/17/20 09:55	09/18/20 14:06	1
Methoxychlor	ND		25	0.81	ug/Kg		09/17/20 09:55	09/18/20 14:06	1
Toxaphene	ND		120	20	ug/Kg		09/17/20 09:55	09/18/20 14:06	1

Surrogate	*%Recovery*	*Qualifier*	*Limits*	*Prepared*	*Analyzed*	*Dil Fac*
DCB Decachlorobiphenyl (Surr)	*72*		*20 - 155*	*09/17/20 09:55*	*09/18/20 14:06*	*1*
Tetrachloro-m-xylene	*66*		*25 - 126*	*09/17/20 09:55*	*09/18/20 14:06*	*1*

Method: 8082 - Polychlorinated Biphenyls (PCBs) by Gas Chromatography

Analyte	Result	Qualifier	RL	MDL	Unit	D	Prepared	Analyzed	Dil Fac
Aroclor-1016	ND		50	13	ug/Kg		09/17/20 09:27	09/18/20 14:09	1
Aroclor-1221	ND		50	13	ug/Kg		09/17/20 09:27	09/18/20 14:09	1
Aroclor-1232	ND		50	13	ug/Kg		09/17/20 09:27	09/18/20 14:09	1
Aroclor-1242	ND		50	13	ug/Kg		09/17/20 09:27	09/18/20 14:09	1
Aroclor-1248	ND		50	13	ug/Kg		09/17/20 09:27	09/18/20 14:09	1
Aroclor-1254	ND		50	15	ug/Kg		09/17/20 09:27	09/18/20 14:09	1
Aroclor-1260	ND		50	15	ug/Kg		09/17/20 09:27	09/18/20 14:09	1
Aroclor-1262	ND		50	15	ug/Kg		09/17/20 09:27	09/18/20 14:09	1
Aroclor-1268	ND		50	15	ug/Kg		09/17/20 09:27	09/18/20 14:09	1

Surrogate	*%Recovery*	*Qualifier*	*Limits*	*Prepared*	*Analyzed*	*Dil Fac*
DCB Decachlorobiphenyl (Surr)	*83*		*20 - 155*	*09/17/20 09:27*	*09/18/20 14:09*	*1*
Tetrachloro-m-xylene (Surr)	*82*		*25 - 126*	*09/17/20 09:27*	*09/18/20 14:09*	*1*

Method: 6020 - Metals (ICP/MS)

Analyte	Result	Qualifier	RL	MDL	Unit	D	Prepared	Analyzed	Dil Fac
Antimony	**0.32**	**J**	1.0	0.28	mg/Kg		09/17/20 08:18	09/17/20 14:07	20
Arsenic	**4.0**		0.51	0.26	mg/Kg		09/17/20 08:18	09/17/20 14:07	20
Barium	**190**		0.51	0.26	mg/Kg		09/17/20 08:18	09/17/20 14:07	20
Beryllium	**0.47**		0.31	0.15	mg/Kg		09/17/20 08:18	09/17/20 14:07	20
Cadmium	**2.2**		0.51	0.26	mg/Kg		09/17/20 08:18	09/17/20 14:07	20

Client Sample ID: JC-PG3-1

Date Collected: 09/16/20 09:02
Date Received: 09/16/20 14:30

Lab Sample ID: 440-271915-7

Matrix: Solid

Method: 6020 - Metals (ICP/MS) (Continued)

Analyte	Result	Qualifier	RL	MDL	Unit	D	Prepared	Analyzed	Dil Fac
Chromium	**54**		1.0	0.51	mg/Kg		09/17/20 08:18	09/17/20 14:07	20
Cobalt	**18**		0.51	0.21	mg/Kg		09/17/20 08:18	09/17/20 14:07	20
Copper	**22**		1.0	0.51	mg/Kg		09/17/20 08:18	09/17/20 14:07	20
Lead	**3.7**		0.51	0.26	mg/Kg		09/17/20 08:18	09/17/20 14:07	20
Molybdenum	**4.0**		1.0	0.51	mg/Kg		09/17/20 08:18	09/17/20 14:07	20
Nickel	**60**		1.0	0.51	mg/Kg		09/17/20 08:18	09/17/20 14:07	20
Selenium	**2.2**		1.0	0.20	mg/Kg		09/17/20 08:18	09/17/20 14:07	20
Silver	ND		0.51	0.10	mg/Kg		09/17/20 08:18	09/17/20 14:07	20
Thallium	ND		0.51	0.26	mg/Kg		09/17/20 08:18	09/17/20 14:07	20
Vanadium	**60**		1.0	0.51	mg/Kg		09/17/20 08:18	09/17/20 14:07	20
Zinc	**47**		10	5.1	mg/Kg		09/17/20 08:18	09/17/20 14:07	20

Method: 7471A - Mercury (CVAA)

Analyte	Result	Qualifier	RL	MDL	Unit	D	Prepared	Analyzed	Dil Fac
Mercury	**0.020**		0.020	0.012	mg/Kg		09/17/20 10:12	09/17/20 14:37	1

Client Sample ID: JC-PG3-3

Date Collected: 09/16/20 10:44
Date Received: 09/16/20 14:30

Lab Sample ID: 440-271915-8

Matrix: Solid

Method: 8081A - Organochlorine Pesticides (GC)

Analyte	Result	Qualifier	RL	MDL	Unit	D	Prepared	Analyzed	Dil Fac
4,4'-DDD	ND		25	0.98	ug/Kg		09/17/20 09:55	09/18/20 14:21	1
4,4'-DDE	ND		25	0.53	ug/Kg		09/17/20 09:55	09/18/20 14:21	1
4,4'-DDT	ND		25	0.36	ug/Kg		09/17/20 09:55	09/18/20 14:21	1
Aldrin	ND		25	0.30	ug/Kg		09/17/20 09:55	09/18/20 14:21	1
alpha-BHC	ND		25	3.0	ug/Kg		09/17/20 09:55	09/18/20 14:21	1
alpha-Chlordane	ND		25	1.3	ug/Kg		09/17/20 09:55	09/18/20 14:21	1
beta-BHC	ND		25	3.7	ug/Kg		09/17/20 09:55	09/18/20 14:21	1
Chlordane	ND		120	2.4	ug/Kg		09/17/20 09:55	09/18/20 14:21	1
delta-BHC	ND		25	3.3	ug/Kg		09/17/20 09:55	09/18/20 14:21	1
Dieldrin	ND		25	0.25	ug/Kg		09/17/20 09:55	09/18/20 14:21	1
Endosulfan I	ND		25	0.43	ug/Kg		09/17/20 09:55	09/18/20 14:21	1
Endosulfan II	ND		25	0.31	ug/Kg		09/17/20 09:55	09/18/20 14:21	1
Endosulfan sulfate	ND		25	0.40	ug/Kg		09/17/20 09:55	09/18/20 14:21	1
Endrin	ND		25	0.33	ug/Kg		09/17/20 09:55	09/18/20 14:21	1
Endrin aldehyde	ND		25	0.73	ug/Kg		09/17/20 09:55	09/18/20 14:21	1
Endrin ketone	ND		25	0.47	ug/Kg		09/17/20 09:55	09/18/20 14:21	1
gamma-BHC	ND		25	0.62	ug/Kg		09/17/20 09:55	09/18/20 14:21	1
gamma-Chlordane	ND		25	0.26	ug/Kg		09/17/20 09:55	09/18/20 14:21	1
Heptachlor	ND		25	0.88	ug/Kg		09/17/20 09:55	09/18/20 14:21	1
Heptachlor epoxide	ND		25	0.66	ug/Kg		09/17/20 09:55	09/18/20 14:21	1
Methoxychlor	ND		25	0.81	ug/Kg		09/17/20 09:55	09/18/20 14:21	1
Toxaphene	ND		120	20	ug/Kg		09/17/20 09:55	09/18/20 14:21	1

Surrogate	*%Recovery*	*Qualifier*	*Limits*	*Prepared*	*Analyzed*	*Dil Fac*
DCB Decachlorobiphenyl (Surr)	*74*		*20 - 155*	*09/17/20 09:55*	*09/18/20 14:21*	*1*
Tetrachloro-m-xylene	*70*		*25 - 126*	*09/17/20 09:55*	*09/18/20 14:21*	*1*

Client Sample ID: JC-PG3-3

Date Collected: 09/16/20 10:44
Date Received: 09/16/20 14:30

Lab Sample ID: 440-271915-8

Matrix: Solid

Method: 6020 - Metals (ICP/MS)

Analyte	Result	Qualifier	RL	MDL	Unit	D	Prepared	Analyzed	Dil Fac
Antimony	0.32	J	1.0	0.27	mg/Kg		09/17/20 08:18	09/17/20 14:10	20
Arsenic	3.9		0.51	0.25	mg/Kg		09/17/20 08:18	09/17/20 14:10	20
Barium	91		0.51	0.25	mg/Kg		09/17/20 08:18	09/17/20 14:10	20
Beryllium	0.38		0.30	0.15	mg/Kg		09/17/20 08:18	09/17/20 14:10	20
Cadmium	2.1		0.51	0.25	mg/Kg		09/17/20 08:18	09/17/20 14:10	20
Chromium	64		1.0	0.51	mg/Kg		09/17/20 08:18	09/17/20 14:10	20
Cobalt	16		0.51	0.21	mg/Kg		09/17/20 08:18	09/17/20 14:10	20
Copper	23		1.0	0.51	mg/Kg		09/17/20 08:18	09/17/20 14:10	20
Lead	2.8		0.51	0.25	mg/Kg		09/17/20 08:18	09/17/20 14:10	20
Molybdenum	3.7		1.0	0.51	mg/Kg		09/17/20 08:18	09/17/20 14:10	20
Nickel	65		1.0	0.51	mg/Kg		09/17/20 08:18	09/17/20 14:10	20
Selenium	2.6		1.0	0.20	mg/Kg		09/17/20 08:18	09/17/20 14:10	20
Silver	ND		0.51	0.10	mg/Kg		09/17/20 08:18	09/17/20 14:10	20
Thallium	ND		0.51	0.25	mg/Kg		09/17/20 08:18	09/17/20 14:10	20
Vanadium	65		1.0	0.51	mg/Kg		09/17/20 08:18	09/17/20 14:10	20
Zinc	51		10	5.1	mg/Kg		09/17/20 08:18	09/17/20 14:10	20

Method: 7471A - Mercury (CVAA)

Analyte	Result	Qualifier	RL	MDL	Unit	D	Prepared	Analyzed	Dil Fac
Mercury	0.020		0.020	0.012	mg/Kg		09/17/20 10:12	09/17/20 14:39	1

Client Sample ID: JC-PG3-5

Date Collected: 09/16/20 10:47
Date Received: 09/16/20 14:30

Lab Sample ID: 440-271915-9

Matrix: Solid

Method: 8081A - Organochlorine Pesticides (GC)

Analyte	Result	Qualifier	RL	MDL	Unit	D	Prepared	Analyzed	Dil Fac
4,4'-DDD	ND		25	0.98	ug/Kg		09/17/20 09:55	09/18/20 14:35	1
4,4'-DDE	ND		25	0.53	ug/Kg		09/17/20 09:55	09/18/20 14:35	1
4,4'-DDT	ND		25	0.36	ug/Kg		09/17/20 09:55	09/18/20 14:35	1
Aldrin	ND		25	0.30	ug/Kg		09/17/20 09:55	09/18/20 14:35	1
alpha-BHC	ND		25	3.0	ug/Kg		09/17/20 09:55	09/18/20 14:35	1
alpha-Chlordane	ND		25	1.3	ug/Kg		09/17/20 09:55	09/18/20 14:35	1
beta-BHC	ND		25	3.6	ug/Kg		09/17/20 09:55	09/18/20 14:35	1
Chlordane	ND		120	2.4	ug/Kg		09/17/20 09:55	09/18/20 14:35	1
delta-BHC	ND		25	3.3	ug/Kg		09/17/20 09:55	09/18/20 14:35	1
Dieldrin	ND		25	0.25	ug/Kg		09/17/20 09:55	09/18/20 14:35	1
Endosulfan I	ND		25	0.43	ug/Kg		09/17/20 09:55	09/18/20 14:35	1
Endosulfan II	ND		25	0.31	ug/Kg		09/17/20 09:55	09/18/20 14:35	1
Endosulfan sulfate	ND		25	0.40	ug/Kg		09/17/20 09:55	09/18/20 14:35	1
Endrin	ND		25	0.33	ug/Kg		09/17/20 09:55	09/18/20 14:35	1
Endrin aldehyde	ND		25	0.72	ug/Kg		09/17/20 09:55	09/18/20 14:35	1
Endrin ketone	ND		25	0.47	ug/Kg		09/17/20 09:55	09/18/20 14:35	1
gamma-BHC	ND		25	0.62	ug/Kg		09/17/20 09:55	09/18/20 14:35	1
gamma-Chlordane	ND		25	0.25	ug/Kg		09/17/20 09:55	09/18/20 14:35	1
Heptachlor	ND		25	0.88	ug/Kg		09/17/20 09:55	09/18/20 14:35	1
Heptachlor epoxide	ND		25	0.66	ug/Kg		09/17/20 09:55	09/18/20 14:35	1
Methoxychlor	ND		25	0.80	ug/Kg		09/17/20 09:55	09/18/20 14:35	1
Toxaphene	ND		120	20	ug/Kg		09/17/20 09:55	09/18/20 14:35	1

Client Sample ID: JC-PG3-5

Date Collected: 09/16/20 10:47
Date Received: 09/16/20 14:30

Lab Sample ID: 440-271915-9

Matrix: Solid

Surrogate	%Recovery	Qualifier	Limits	Prepared	Analyzed	Dil Fac
DCB Decachlorobiphenyl (Surr)	79		20 - 155	09/17/20 09:55	09/18/20 14:35	1
Tetrachloro-m-xylene	75		25 - 126	09/17/20 09:55	09/18/20 14:35	1

Method: 6020 - Metals (ICP/MS)

Analyte	Result	Qualifier	RL	MDL	Unit	D	Prepared	Analyzed	Dil Fac
Antimony	ND		1.0	0.27	mg/Kg		09/17/20 08:18	09/17/20 14:12	20
Arsenic	**3.5**		0.50	0.25	mg/Kg		09/17/20 08:18	09/17/20 14:12	20
Barium	**59**		0.50	0.25	mg/Kg		09/17/20 08:18	09/17/20 14:12	20
Beryllium	**0.39**		0.30	0.15	mg/Kg		09/17/20 08:18	09/17/20 14:12	20
Cadmium	**1.9**		0.50	0.25	mg/Kg		09/17/20 08:18	09/17/20 14:12	20
Chromium	**58**		1.0	0.50	mg/Kg		09/17/20 08:18	09/17/20 14:12	20
Cobalt	**17**		0.50	0.21	mg/Kg		09/17/20 08:18	09/17/20 14:12	20
Copper	**23**		1.0	0.50	mg/Kg		09/17/20 08:18	09/17/20 14:12	20
Lead	**2.6**		0.50	0.25	mg/Kg		09/17/20 08:18	09/17/20 14:12	20
Molybdenum	**3.2**		1.0	0.50	mg/Kg		09/17/20 08:18	09/17/20 14:12	20
Nickel	**64**		1.0	0.50	mg/Kg		09/17/20 08:18	09/17/20 14:12	20
Selenium	**2.4**		1.0	0.20	mg/Kg		09/17/20 08:18	09/17/20 14:12	20
Silver	ND		0.50	0.10	mg/Kg		09/17/20 08:18	09/17/20 14:12	20
Thallium	ND		0.50	0.25	mg/Kg		09/17/20 08:18	09/17/20 14:12	20
Vanadium	**62**		1.0	0.50	mg/Kg		09/17/20 08:18	09/17/20 14:12	20
Zinc	**49**		10	5.0	mg/Kg		09/17/20 08:18	09/17/20 14:12	20

Method: 7471A - Mercury (CVAA)

Analyte	Result	Qualifier	RL	MDL	Unit	D	Prepared	Analyzed	Dil Fac
Mercury	**0.013**	**J**	0.020	0.012	mg/Kg		09/17/20 10:12	09/17/20 14:41	1

Client Sample ID: JC-PG4-1

Date Collected: 09/16/20 09:05
Date Received: 09/16/20 14:30

Lab Sample ID: 440-271915-10

Matrix: Solid

Method: 8081A - Organochlorine Pesticides (GC)

Analyte	Result	Qualifier	RL	MDL	Unit	D	Prepared	Analyzed	Dil Fac
4,4'-DDD	ND		25	0.99	ug/Kg		09/17/20 09:55	09/18/20 14:49	1
4,4'-DDE	ND		25	0.54	ug/Kg		09/17/20 09:55	09/18/20 14:49	1
4,4'-DDT	ND		25	0.36	ug/Kg		09/17/20 09:55	09/18/20 14:49	1
Aldrin	ND		25	0.30	ug/Kg		09/17/20 09:55	09/18/20 14:49	1
alpha-BHC	ND		25	3.0	ug/Kg		09/17/20 09:55	09/18/20 14:49	1
alpha-Chlordane	ND		25	1.3	ug/Kg		09/17/20 09:55	09/18/20 14:49	1
beta-BHC	ND		25	3.7	ug/Kg		09/17/20 09:55	09/18/20 14:49	1
Chlordane	ND		130	2.4	ug/Kg		09/17/20 09:55	09/18/20 14:49	1
delta-BHC	ND		25	3.3	ug/Kg		09/17/20 09:55	09/18/20 14:49	1
Dieldrin	ND		25	0.25	ug/Kg		09/17/20 09:55	09/18/20 14:49	1
Endosulfan I	ND		25	0.44	ug/Kg		09/17/20 09:55	09/18/20 14:49	1
Endosulfan II	ND		25	0.31	ug/Kg		09/17/20 09:55	09/18/20 14:49	1
Endosulfan sulfate	ND		25	0.40	ug/Kg		09/17/20 09:55	09/18/20 14:49	1
Endrin	ND		25	0.34	ug/Kg		09/17/20 09:55	09/18/20 14:49	1
Endrin aldehyde	ND		25	0.73	ug/Kg		09/17/20 09:55	09/18/20 14:49	1
Endrin ketone	ND		25	0.48	ug/Kg		09/17/20 09:55	09/18/20 14:49	1
gamma-BHC	ND		25	0.62	ug/Kg		09/17/20 09:55	09/18/20 14:49	1
gamma-Chlordane	**0.31**	**J p**	25	0.26	ug/Kg		09/17/20 09:55	09/18/20 14:49	1
Heptachlor	ND		25	0.89	ug/Kg		09/17/20 09:55	09/18/20 14:49	1

Client: Leighton Consulting Inc
Project/Site: Cabrillo Elementary

Job ID: 440-271915-1
SDG: Playground

Client Sample ID: JC-PG4-1
Date Collected: 09/16/20 09:05
Date Received: 09/16/20 14:30

Lab Sample ID: 440-271915-10
Matrix: Solid

Method: 8081A - Organochlorine Pesticides (GC) (Continued)

Analyte	Result	Qualifier	RL	MDL	Unit	D	Prepared	Analyzed	Dil Fac
Heptachlor epoxide	ND		25	0.67	ug/Kg		09/17/20 09:55	09/18/20 14:49	1
Methoxychlor	ND		25	0.81	ug/Kg		09/17/20 09:55	09/18/20 14:49	1
Toxaphene	ND		130	20	ug/Kg		09/17/20 09:55	09/18/20 14:49	1

Surrogate	*%Recovery*	*Qualifier*	*Limits*	*Prepared*	*Analyzed*	*Dil Fac*
DCB Decachlorobiphenyl (Surr)	*69*		*20 - 155*	*09/17/20 09:55*	*09/18/20 14:49*	*1*
Tetrachloro-m-xylene	*67*		*25 - 126*	*09/17/20 09:55*	*09/18/20 14:49*	*1*

Method: 8082 - Polychlorinated Biphenyls (PCBs) by Gas Chromatography

Analyte	Result	Qualifier	RL	MDL	Unit	D	Prepared	Analyzed	Dil Fac
Aroclor-1016	ND		50	13	ug/Kg		09/17/20 09:27	09/18/20 14:27	1
Aroclor-1221	ND		50	13	ug/Kg		09/17/20 09:27	09/18/20 14:27	1
Aroclor-1232	ND		50	13	ug/Kg		09/17/20 09:27	09/18/20 14:27	1
Aroclor-1242	ND		50	13	ug/Kg		09/17/20 09:27	09/18/20 14:27	1
Aroclor-1248	ND		50	13	ug/Kg		09/17/20 09:27	09/18/20 14:27	1
Aroclor-1254	ND		50	15	ug/Kg		09/17/20 09:27	09/18/20 14:27	1
Aroclor-1260	ND		50	15	ug/Kg		09/17/20 09:27	09/18/20 14:27	1
Aroclor-1262	ND		50	15	ug/Kg		09/17/20 09:27	09/18/20 14:27	1
Aroclor-1268	ND		50	15	ug/Kg		09/17/20 09:27	09/18/20 14:27	1

Surrogate	*%Recovery*	*Qualifier*	*Limits*	*Prepared*	*Analyzed*	*Dil Fac*
DCB Decachlorobiphenyl (Surr)	*78*		*20 - 155*	*09/17/20 09:27*	*09/18/20 14:27*	*1*
Tetrachloro-m-xylene (Surr)	*81*		*25 - 126*	*09/17/20 09:27*	*09/18/20 14:27*	*1*

Method: 6020 - Metals (ICP/MS)

Analyte	Result	Qualifier	RL	MDL	Unit	D	Prepared	Analyzed	Dil Fac
Antimony	**0.32**	**J**	1.0	0.27	mg/Kg		09/17/20 08:18	09/17/20 14:14	20
Arsenic	**4.0**		0.50	0.25	mg/Kg		09/17/20 08:18	09/17/20 14:14	20
Barium	**84**		0.50	0.25	mg/Kg		09/17/20 08:18	09/17/20 14:14	20
Beryllium	**0.38**		0.30	0.15	mg/Kg		09/17/20 08:18	09/17/20 14:14	20
Cadmium	**1.7**		0.50	0.25	mg/Kg		09/17/20 08:18	09/17/20 14:14	20
Chromium	**43**		1.0	0.50	mg/Kg		09/17/20 08:18	09/17/20 14:14	20
Cobalt	**14**		0.50	0.21	mg/Kg		09/17/20 08:18	09/17/20 14:14	20
Copper	**21**		1.0	0.50	mg/Kg		09/17/20 08:18	09/17/20 14:14	20
Lead	**3.2**		0.50	0.25	mg/Kg		09/17/20 08:18	09/17/20 14:14	20
Molybdenum	**4.1**		1.0	0.50	mg/Kg		09/17/20 08:18	09/17/20 14:14	20
Nickel	**50**		1.0	0.50	mg/Kg		09/17/20 08:18	09/17/20 14:14	20
Selenium	**2.2**		1.0	0.20	mg/Kg		09/17/20 08:18	09/17/20 14:14	20
Silver	ND		0.50	0.10	mg/Kg		09/17/20 08:18	09/17/20 14:14	20
Thallium	ND		0.50	0.25	mg/Kg		09/17/20 08:18	09/17/20 14:14	20
Vanadium	**53**		1.0	0.50	mg/Kg		09/17/20 08:18	09/17/20 14:14	20
Zinc	**53**		10	5.0	mg/Kg		09/17/20 08:18	09/17/20 14:14	20

Method: 7471A - Mercury (CVAA)

Analyte	Result	Qualifier	RL	MDL	Unit	D	Prepared	Analyzed	Dil Fac
Mercury	**0.014**	**J**	0.020	0.012	mg/Kg		09/17/20 10:12	09/17/20 14:43	1

Client Sample ID: JC-PG4-3

Date Collected: 09/16/20 09:39
Date Received: 09/16/20 14:30

Lab Sample ID: 440-271915-11

Matrix: Solid

Method: 8081A - Organochlorine Pesticides (GC)

Analyte	Result	Qualifier	RL	MDL	Unit	D	Prepared	Analyzed	Dil Fac
4,4'-DDD	ND		25	0.99	ug/Kg		09/17/20 09:55	09/18/20 15:03	1
4,4'-DDE	ND		25	0.54	ug/Kg		09/17/20 09:55	09/18/20 15:03	1
4,4'-DDT	ND		25	0.36	ug/Kg		09/17/20 09:55	09/18/20 15:03	1
Aldrin	ND		25	0.30	ug/Kg		09/17/20 09:55	09/18/20 15:03	1
alpha-BHC	ND		25	3.0	ug/Kg		09/17/20 09:55	09/18/20 15:03	1
alpha-Chlordane	ND		25	1.3	ug/Kg		09/17/20 09:55	09/18/20 15:03	1
beta-BHC	ND		25	3.7	ug/Kg		09/17/20 09:55	09/18/20 15:03	1
Chlordane	ND		130	2.4	ug/Kg		09/17/20 09:55	09/18/20 15:03	1
delta-BHC	ND		25	3.3	ug/Kg		09/17/20 09:55	09/18/20 15:03	1
Dieldrin	ND		25	0.25	ug/Kg		09/17/20 09:55	09/18/20 15:03	1
Endosulfan I	ND		25	0.44	ug/Kg		09/17/20 09:55	09/18/20 15:03	1
Endosulfan II	ND		25	0.31	ug/Kg		09/17/20 09:55	09/18/20 15:03	1
Endosulfan sulfate	ND		25	0.41	ug/Kg		09/17/20 09:55	09/18/20 15:03	1
Endrin	ND		25	0.34	ug/Kg		09/17/20 09:55	09/18/20 15:03	1
Endrin aldehyde	ND		25	0.73	ug/Kg		09/17/20 09:55	09/18/20 15:03	1
Endrin ketone	ND		25	0.48	ug/Kg		09/17/20 09:55	09/18/20 15:03	1
gamma-BHC	ND		25	0.63	ug/Kg		09/17/20 09:55	09/18/20 15:03	1
gamma-Chlordane	ND		25	0.26	ug/Kg		09/17/20 09:55	09/18/20 15:03	1
Heptachlor	ND		25	0.89	ug/Kg		09/17/20 09:55	09/18/20 15:03	1
Heptachlor epoxide	ND		25	0.67	ug/Kg		09/17/20 09:55	09/18/20 15:03	1
Methoxychlor	ND		25	0.81	ug/Kg		09/17/20 09:55	09/18/20 15:03	1
Toxaphene	ND		130	20	ug/Kg		09/17/20 09:55	09/18/20 15:03	1

Surrogate	*%Recovery*	*Qualifier*	*Limits*	*Prepared*	*Analyzed*	*Dil Fac*
DCB Decachlorobiphenyl (Surr)	*74*		*20 - 155*	*09/17/20 09:55*	*09/18/20 15:03*	*1*
Tetrachloro-m-xylene	*72*		*25 - 126*	*09/17/20 09:55*	*09/18/20 15:03*	*1*

Method: 6020 - Metals (ICP/MS)

Analyte	Result	Qualifier	RL	MDL	Unit	D	Prepared	Analyzed	Dil Fac
Antimony	ND		0.99	0.27	mg/Kg		09/17/20 08:18	09/17/20 14:16	20
Arsenic	**3.2**		0.50	0.25	mg/Kg		09/17/20 08:18	09/17/20 14:16	20
Barium	**120**		0.50	0.25	mg/Kg		09/17/20 08:18	09/17/20 14:16	20
Beryllium	**0.34**		0.30	0.15	mg/Kg		09/17/20 08:18	09/17/20 14:16	20
Cadmium	**1.5**		0.50	0.25	mg/Kg		09/17/20 08:18	09/17/20 14:16	20
Chromium	**56**		0.99	0.50	mg/Kg		09/17/20 08:18	09/17/20 14:16	20
Cobalt	**16**		0.50	0.21	mg/Kg		09/17/20 08:18	09/17/20 14:16	20
Copper	**21**		0.99	0.50	mg/Kg		09/17/20 08:18	09/17/20 14:16	20
Lead	**2.3**		0.50	0.25	mg/Kg		09/17/20 08:18	09/17/20 14:16	20
Molybdenum	**3.7**		0.99	0.50	mg/Kg		09/17/20 08:18	09/17/20 14:16	20
Nickel	**61**		0.99	0.50	mg/Kg		09/17/20 08:18	09/17/20 14:16	20
Selenium	**2.1**		0.99	0.20	mg/Kg		09/17/20 08:18	09/17/20 14:16	20
Silver	ND		0.50	0.099	mg/Kg		09/17/20 08:18	09/17/20 14:16	20
Thallium	ND		0.50	0.25	mg/Kg		09/17/20 08:18	09/17/20 14:16	20
Vanadium	**54**		0.99	0.50	mg/Kg		09/17/20 08:18	09/17/20 14:16	20
Zinc	**48**		9.9	5.0	mg/Kg		09/17/20 08:18	09/17/20 14:16	20

Method: 7471A - Mercury (CVAA)

Analyte	Result	Qualifier	RL	MDL	Unit	D	Prepared	Analyzed	Dil Fac
Mercury	**0.048**		0.020	0.012	mg/Kg		09/17/20 10:12	09/17/20 14:46	1

Client Sample ID: JC-PG4-5

Date Collected: 09/16/20 09:42
Date Received: 09/16/20 14:30

Lab Sample ID: 440-271915-12

Matrix: Solid

Method: 8081A - Organochlorine Pesticides (GC)

Analyte	Result	Qualifier	RL	MDL	Unit	D	Prepared	Analyzed	Dil Fac
4,4'-DDD	ND		25	0.98	ug/Kg		09/17/20 09:55	09/18/20 15:18	1
4,4'-DDE	ND		25	0.53	ug/Kg		09/17/20 09:55	09/18/20 15:18	1
4,4'-DDT	ND		25	0.36	ug/Kg		09/17/20 09:55	09/18/20 15:18	1
Aldrin	ND		25	0.30	ug/Kg		09/17/20 09:55	09/18/20 15:18	1
alpha-BHC	ND		25	3.0	ug/Kg		09/17/20 09:55	09/18/20 15:18	1
alpha-Chlordane	ND		25	1.3	ug/Kg		09/17/20 09:55	09/18/20 15:18	1
beta-BHC	ND		25	3.6	ug/Kg		09/17/20 09:55	09/18/20 15:18	1
Chlordane	ND		120	2.3	ug/Kg		09/17/20 09:55	09/18/20 15:18	1
delta-BHC	ND		25	3.3	ug/Kg		09/17/20 09:55	09/18/20 15:18	1
Dieldrin	ND		25	0.25	ug/Kg		09/17/20 09:55	09/18/20 15:18	1
Endosulfan I	ND		25	0.43	ug/Kg		09/17/20 09:55	09/18/20 15:18	1
Endosulfan II	ND		25	0.30	ug/Kg		09/17/20 09:55	09/18/20 15:18	1
Endosulfan sulfate	ND		25	0.40	ug/Kg		09/17/20 09:55	09/18/20 15:18	1
Endrin	ND		25	0.33	ug/Kg		09/17/20 09:55	09/18/20 15:18	1
Endrin aldehyde	ND		25	0.72	ug/Kg		09/17/20 09:55	09/18/20 15:18	1
Endrin ketone	ND		25	0.47	ug/Kg		09/17/20 09:55	09/18/20 15:18	1
gamma-BHC	ND		25	0.62	ug/Kg		09/17/20 09:55	09/18/20 15:18	1
gamma-Chlordane	ND		25	0.25	ug/Kg		09/17/20 09:55	09/18/20 15:18	1
Heptachlor	ND		25	0.88	ug/Kg		09/17/20 09:55	09/18/20 15:18	1
Heptachlor epoxide	ND		25	0.66	ug/Kg		09/17/20 09:55	09/18/20 15:18	1
Methoxychlor	ND		25	0.80	ug/Kg		09/17/20 09:55	09/18/20 15:18	1
Toxaphene	ND		120	20	ug/Kg		09/17/20 09:55	09/18/20 15:18	1

Surrogate	*%Recovery*	*Qualifier*	*Limits*	*Prepared*	*Analyzed*	*Dil Fac*
DCB Decachlorobiphenyl (Surr)	*81*		*20 - 155*	*09/17/20 09:55*	*09/18/20 15:18*	*1*
Tetrachloro-m-xylene	*74*		*25 - 126*	*09/17/20 09:55*	*09/18/20 15:18*	*1*

Method: 6020 - Metals (ICP/MS)

Analyte	Result	Qualifier	RL	MDL	Unit	D	Prepared	Analyzed	Dil Fac
Antimony	**0.31**	**J**	1.0	0.27	mg/Kg		09/17/20 08:18	09/17/20 14:18	20
Arsenic	**3.7**		0.50	0.25	mg/Kg		09/17/20 08:18	09/17/20 14:18	20
Barium	**91**		0.50	0.25	mg/Kg		09/17/20 08:18	09/17/20 14:18	20
Beryllium	**0.36**		0.30	0.15	mg/Kg		09/17/20 08:18	09/17/20 14:18	20
Cadmium	**1.3**		0.50	0.25	mg/Kg		09/17/20 08:18	09/17/20 14:18	20
Chromium	**54**		1.0	0.50	mg/Kg		09/17/20 08:18	09/17/20 14:18	20
Cobalt	**16**		0.50	0.21	mg/Kg		09/17/20 08:18	09/17/20 14:18	20
Copper	**23**		1.0	0.50	mg/Kg		09/17/20 08:18	09/17/20 14:18	20
Lead	**2.6**		0.50	0.25	mg/Kg		09/17/20 08:18	09/17/20 14:18	20
Molybdenum	**4.8**		1.0	0.50	mg/Kg		09/17/20 08:18	09/17/20 14:18	20
Nickel	**61**		1.0	0.50	mg/Kg		09/17/20 08:18	09/17/20 14:18	20
Selenium	**2.0**		1.0	0.20	mg/Kg		09/17/20 08:18	09/17/20 14:18	20
Silver	ND		0.50	0.10	mg/Kg		09/17/20 08:18	09/17/20 14:18	20
Thallium	ND		0.50	0.25	mg/Kg		09/17/20 08:18	09/17/20 14:18	20
Vanadium	**64**		1.0	0.50	mg/Kg		09/17/20 08:18	09/17/20 14:18	20
Zinc	**51**		10	5.0	mg/Kg		09/17/20 08:18	09/17/20 14:18	20

Method: 7471A - Mercury (CVAA)

Analyte	Result	Qualifier	RL	MDL	Unit	D	Prepared	Analyzed	Dil Fac
Mercury	**0.019**	**J**	0.020	0.012	mg/Kg		09/17/20 10:12	09/17/20 14:48	1

Client Sample ID: JC-PG5-1

Date Collected: 09/16/20 09:51
Date Received: 09/16/20 14:30

Lab Sample ID: 440-271915-13

Matrix: Solid

Method: 8081A - Organochlorine Pesticides (GC)

Analyte	Result	Qualifier	RL	MDL	Unit	D	Prepared	Analyzed	Dil Fac
4,4'-DDD	ND		25	0.98	ug/Kg		09/17/20 09:55	09/18/20 15:32	1
4,4'-DDE	ND		25	0.53	ug/Kg		09/17/20 09:55	09/18/20 15:32	1
4,4'-DDT	ND		25	0.36	ug/Kg		09/17/20 09:55	09/18/20 15:32	1
Aldrin	ND		25	0.30	ug/Kg		09/17/20 09:55	09/18/20 15:32	1
alpha-BHC	ND		25	3.0	ug/Kg		09/17/20 09:55	09/18/20 15:32	1
alpha-Chlordane	ND		25	1.3	ug/Kg		09/17/20 09:55	09/18/20 15:32	1
beta-BHC	ND		25	3.6	ug/Kg		09/17/20 09:55	09/18/20 15:32	1
Chlordane	ND		120	2.3	ug/Kg		09/17/20 09:55	09/18/20 15:32	1
delta-BHC	ND		25	3.3	ug/Kg		09/17/20 09:55	09/18/20 15:32	1
Dieldrin	ND		25	0.25	ug/Kg		09/17/20 09:55	09/18/20 15:32	1
Endosulfan I	ND		25	0.43	ug/Kg		09/17/20 09:55	09/18/20 15:32	1
Endosulfan II	ND		25	0.30	ug/Kg		09/17/20 09:55	09/18/20 15:32	1
Endosulfan sulfate	ND		25	0.40	ug/Kg		09/17/20 09:55	09/18/20 15:32	1
Endrin	ND		25	0.33	ug/Kg		09/17/20 09:55	09/18/20 15:32	1
Endrin aldehyde	ND		25	0.72	ug/Kg		09/17/20 09:55	09/18/20 15:32	1
Endrin ketone	ND		25	0.47	ug/Kg		09/17/20 09:55	09/18/20 15:32	1
gamma-BHC	ND		25	0.62	ug/Kg		09/17/20 09:55	09/18/20 15:32	1
gamma-Chlordane	ND		25	0.25	ug/Kg		09/17/20 09:55	09/18/20 15:32	1
Heptachlor	ND		25	0.88	ug/Kg		09/17/20 09:55	09/18/20 15:32	1
Heptachlor epoxide	ND		25	0.66	ug/Kg		09/17/20 09:55	09/18/20 15:32	1
Methoxychlor	ND		25	0.80	ug/Kg		09/17/20 09:55	09/18/20 15:32	1
Toxaphene	ND		120	20	ug/Kg		09/17/20 09:55	09/18/20 15:32	1

Surrogate	*%Recovery*	*Qualifier*	*Limits*	*Prepared*	*Analyzed*	*Dil Fac*
DCB Decachlorobiphenyl (Surr)	*75*		*20 - 155*	*09/17/20 09:55*	*09/18/20 15:32*	*1*
Tetrachloro-m-xylene	*70*		*25 - 126*	*09/17/20 09:55*	*09/18/20 15:32*	*1*

Method: 8082 - Polychlorinated Biphenyls (PCBs) by Gas Chromatography

Analyte	Result	Qualifier	RL	MDL	Unit	D	Prepared	Analyzed	Dil Fac
Aroclor-1016	ND		49	13	ug/Kg		09/17/20 09:27	09/18/20 14:45	1
Aroclor-1221	ND		49	13	ug/Kg		09/17/20 09:27	09/18/20 14:45	1
Aroclor-1232	ND		49	13	ug/Kg		09/17/20 09:27	09/18/20 14:45	1
Aroclor-1242	ND		49	13	ug/Kg		09/17/20 09:27	09/18/20 14:45	1
Aroclor-1248	ND		49	13	ug/Kg		09/17/20 09:27	09/18/20 14:45	1
Aroclor-1254	ND		49	15	ug/Kg		09/17/20 09:27	09/18/20 14:45	1
Aroclor-1260	ND		49	15	ug/Kg		09/17/20 09:27	09/18/20 14:45	1
Aroclor-1262	ND		49	15	ug/Kg		09/17/20 09:27	09/18/20 14:45	1
Aroclor-1268	ND		49	15	ug/Kg		09/17/20 09:27	09/18/20 14:45	1

Surrogate	*%Recovery*	*Qualifier*	*Limits*	*Prepared*	*Analyzed*	*Dil Fac*
DCB Decachlorobiphenyl (Surr)	*84*		*20 - 155*	*09/17/20 09:27*	*09/18/20 14:45*	*1*
Tetrachloro-m-xylene (Surr)	*86*		*25 - 126*	*09/17/20 09:27*	*09/18/20 14:45*	*1*

Method: 6020 - Metals (ICP/MS)

Analyte	Result	Qualifier	RL	MDL	Unit	D	Prepared	Analyzed	Dil Fac
Antimony	ND		1.0	0.27	mg/Kg		09/17/20 08:18	09/17/20 14:40	20
Arsenic	**4.2**		0.51	0.25	mg/Kg		09/17/20 08:18	09/17/20 14:40	20
Barium	**66**		0.51	0.25	mg/Kg		09/17/20 08:18	09/17/20 14:40	20
Beryllium	**0.39**		0.30	0.15	mg/Kg		09/17/20 08:18	09/17/20 14:40	20
Cadmium	**0.87**		0.51	0.25	mg/Kg		09/17/20 08:18	09/17/20 14:40	20

Client Sample ID: JC-PG5-1

Lab Sample ID: 440-271915-13

Date Collected: 09/16/20 09:51
Matrix: Solid
Date Received: 09/16/20 14:30

Method: 6020 - Metals (ICP/MS) (Continued)

Analyte	Result	Qualifier	RL	MDL	Unit	D	Prepared	Analyzed	Dil Fac
Chromium	**60**		1.0	0.51	mg/Kg		09/17/20 08:18	09/17/20 14:40	20
Cobalt	**17**		0.51	0.21	mg/Kg		09/17/20 08:18	09/17/20 14:40	20
Copper	**24**		1.0	0.51	mg/Kg		09/17/20 08:18	09/17/20 14:40	20
Lead	**2.8**		0.51	0.25	mg/Kg		09/17/20 08:18	09/17/20 14:40	20
Molybdenum	**2.9**		1.0	0.51	mg/Kg		09/17/20 08:18	09/17/20 14:40	20
Nickel	**69**		1.0	0.51	mg/Kg		09/17/20 08:18	09/17/20 14:40	20
Selenium	**2.0**		1.0	0.20	mg/Kg		09/17/20 08:18	09/17/20 14:40	20
Silver	ND		0.51	0.10	mg/Kg		09/17/20 08:18	09/17/20 14:40	20
Thallium	ND		0.51	0.25	mg/Kg		09/17/20 08:18	09/17/20 14:40	20
Vanadium	**56**		1.0	0.51	mg/Kg		09/17/20 08:18	09/17/20 14:40	20
Zinc	**49**		10	5.1	mg/Kg		09/17/20 08:18	09/17/20 14:40	20

Method: 7471A - Mercury (CVAA)

Analyte	Result	Qualifier	RL	MDL	Unit	D	Prepared	Analyzed	Dil Fac
Mercury	ND		0.020	0.012	mg/Kg		09/17/20 10:12	09/17/20 14:50	1

Client Sample ID: JC-PG5-3

Lab Sample ID: 440-271915-14

Date Collected: 09/16/20 09:54
Matrix: Solid
Date Received: 09/16/20 14:30

Method: 8081A - Organochlorine Pesticides (GC)

Analyte	Result	Qualifier	RL	MDL	Unit	D	Prepared	Analyzed	Dil Fac
4,4'-DDD	ND		25	0.98	ug/Kg		09/17/20 09:55	09/18/20 15:46	1
4,4'-DDE	ND		25	0.53	ug/Kg		09/17/20 09:55	09/18/20 15:46	1
4,4'-DDT	ND		25	0.36	ug/Kg		09/17/20 09:55	09/18/20 15:46	1
Aldrin	ND		25	0.30	ug/Kg		09/17/20 09:55	09/18/20 15:46	1
alpha-BHC	ND		25	3.0	ug/Kg		09/17/20 09:55	09/18/20 15:46	1
alpha-Chlordane	ND		25	1.3	ug/Kg		09/17/20 09:55	09/18/20 15:46	1
beta-BHC	ND		25	3.7	ug/Kg		09/17/20 09:55	09/18/20 15:46	1
Chlordane	ND		120	2.4	ug/Kg		09/17/20 09:55	09/18/20 15:46	1
delta-BHC	ND		25	3.3	ug/Kg		09/17/20 09:55	09/18/20 15:46	1
Dieldrin	ND		25	0.25	ug/Kg		09/17/20 09:55	09/18/20 15:46	1
Endosulfan I	ND		25	0.43	ug/Kg		09/17/20 09:55	09/18/20 15:46	1
Endosulfan II	ND		25	0.31	ug/Kg		09/17/20 09:55	09/18/20 15:46	1
Endosulfan sulfate	ND		25	0.40	ug/Kg		09/17/20 09:55	09/18/20 15:46	1
Endrin	ND		25	0.33	ug/Kg		09/17/20 09:55	09/18/20 15:46	1
Endrin aldehyde	ND		25	0.73	ug/Kg		09/17/20 09:55	09/18/20 15:46	1
Endrin ketone	ND		25	0.47	ug/Kg		09/17/20 09:55	09/18/20 15:46	1
gamma-BHC	ND		25	0.62	ug/Kg		09/17/20 09:55	09/18/20 15:46	1
gamma-Chlordane	ND		25	0.26	ug/Kg		09/17/20 09:55	09/18/20 15:46	1
Heptachlor	ND		25	0.88	ug/Kg		09/17/20 09:55	09/18/20 15:46	1
Heptachlor epoxide	ND		25	0.66	ug/Kg		09/17/20 09:55	09/18/20 15:46	1
Methoxychlor	ND		25	0.81	ug/Kg		09/17/20 09:55	09/18/20 15:46	1
Toxaphene	ND		120	20	ug/Kg		09/17/20 09:55	09/18/20 15:46	1

Surrogate	*%Recovery*	*Qualifier*	*Limits*	*Prepared*	*Analyzed*	*Dil Fac*
DCB Decachlorobiphenyl (Surr)	*77*		*20 - 155*	*09/17/20 09:55*	*09/18/20 15:46*	*1*
Tetrachloro-m-xylene	*70*		*25 - 126*	*09/17/20 09:55*	*09/18/20 15:46*	*1*

Client Sample ID: JC-PG5-3

Date Collected: 09/16/20 09:54
Date Received: 09/16/20 14:30

Lab Sample ID: 440-271915-14

Matrix: Solid

Method: 6020 - Metals (ICP/MS)

Analyte	Result	Qualifier	RL	MDL	Unit	D	Prepared	Analyzed	Dil Fac
Antimony	ND		1.0	0.27	mg/Kg		09/17/20 08:18	09/17/20 14:45	20
Arsenic	**3.2**		0.50	0.25	mg/Kg		09/17/20 08:18	09/17/20 14:45	20
Barium	**54**		0.50	0.25	mg/Kg		09/17/20 08:18	09/17/20 14:45	20
Beryllium	**0.40**		0.30	0.15	mg/Kg		09/17/20 08:18	09/17/20 14:45	20
Cadmium	**0.80**		0.50	0.25	mg/Kg		09/17/20 08:18	09/17/20 14:45	20
Chromium	**57**		1.0	0.50	mg/Kg		09/17/20 08:18	09/17/20 14:45	20
Cobalt	**16**		0.50	0.21	mg/Kg		09/17/20 08:18	09/17/20 14:45	20
Copper	**24**		1.0	0.50	mg/Kg		09/17/20 08:18	09/17/20 14:45	20
Lead	**2.4**		0.50	0.25	mg/Kg		09/17/20 08:18	09/17/20 14:45	20
Molybdenum	**3.2**		1.0	0.50	mg/Kg		09/17/20 08:18	09/17/20 14:45	20
Nickel	**62**		1.0	0.50	mg/Kg		09/17/20 08:18	09/17/20 14:45	20
Selenium	**2.0**		1.0	0.20	mg/Kg		09/17/20 08:18	09/17/20 14:45	20
Silver	**0.11**	**J**	0.50	0.10	mg/Kg		09/17/20 08:18	09/17/20 14:45	20
Thallium	ND		0.50	0.25	mg/Kg		09/17/20 08:18	09/17/20 14:45	20
Vanadium	**61**		1.0	0.50	mg/Kg		09/17/20 08:18	09/17/20 14:45	20
Zinc	**50**		10	5.0	mg/Kg		09/17/20 08:18	09/17/20 14:45	20

Method: 7471A - Mercury (CVAA)

Analyte	Result	Qualifier	RL	MDL	Unit	D	Prepared	Analyzed	Dil Fac
Mercury	**0.015**	**J**	0.020	0.012	mg/Kg		09/17/20 10:12	09/17/20 14:52	1

Client Sample ID: JC-PG5-5

Date Collected: 09/16/20 10:01
Date Received: 09/16/20 14:30

Lab Sample ID: 440-271915-15

Matrix: Solid

Method: 8081A - Organochlorine Pesticides (GC)

Analyte	Result	Qualifier	RL	MDL	Unit	D	Prepared	Analyzed	Dil Fac
4,4'-DDD	ND		25	0.99	ug/Kg		09/17/20 09:55	09/18/20 16:01	1
4,4'-DDE	ND		25	0.54	ug/Kg		09/17/20 09:55	09/18/20 16:01	1
4,4'-DDT	ND		25	0.36	ug/Kg		09/17/20 09:55	09/18/20 16:01	1
Aldrin	ND		25	0.30	ug/Kg		09/17/20 09:55	09/18/20 16:01	1
alpha-BHC	ND		25	3.0	ug/Kg		09/17/20 09:55	09/18/20 16:01	1
alpha-Chlordane	ND		25	1.3	ug/Kg		09/17/20 09:55	09/18/20 16:01	1
beta-BHC	ND		25	3.7	ug/Kg		09/17/20 09:55	09/18/20 16:01	1
Chlordane	ND		130	2.4	ug/Kg		09/17/20 09:55	09/18/20 16:01	1
delta-BHC	ND		25	3.3	ug/Kg		09/17/20 09:55	09/18/20 16:01	1
Dieldrin	ND		25	0.25	ug/Kg		09/17/20 09:55	09/18/20 16:01	1
Endosulfan I	ND		25	0.44	ug/Kg		09/17/20 09:55	09/18/20 16:01	1
Endosulfan II	ND		25	0.31	ug/Kg		09/17/20 09:55	09/18/20 16:01	1
Endosulfan sulfate	ND		25	0.41	ug/Kg		09/17/20 09:55	09/18/20 16:01	1
Endrin	ND		25	0.34	ug/Kg		09/17/20 09:55	09/18/20 16:01	1
Endrin aldehyde	ND		25	0.73	ug/Kg		09/17/20 09:55	09/18/20 16:01	1
Endrin ketone	ND		25	0.48	ug/Kg		09/17/20 09:55	09/18/20 16:01	1
gamma-BHC	ND		25	0.62	ug/Kg		09/17/20 09:55	09/18/20 16:01	1
gamma-Chlordane	ND		25	0.26	ug/Kg		09/17/20 09:55	09/18/20 16:01	1
Heptachlor	ND		25	0.89	ug/Kg		09/17/20 09:55	09/18/20 16:01	1
Heptachlor epoxide	ND		25	0.67	ug/Kg		09/17/20 09:55	09/18/20 16:01	1
Methoxychlor	ND		25	0.81	ug/Kg		09/17/20 09:55	09/18/20 16:01	1
Toxaphene	ND		130	20	ug/Kg		09/17/20 09:55	09/18/20 16:01	1

Client Sample ID: JC-PG5-5

Date Collected: 09/16/20 10:01
Date Received: 09/16/20 14:30

Lab Sample ID: 440-271915-15

Matrix: Solid

Surrogate	%Recovery	Qualifier	Limits	Prepared	Analyzed	Dil Fac
DCB Decachlorobiphenyl (Surr)	81		20 - 155	09/17/20 09:55	09/18/20 16:01	1
Tetrachloro-m-xylene	72		25 - 126	09/17/20 09:55	09/18/20 16:01	1

Method: 6020 - Metals (ICP/MS)

Analyte	Result	Qualifier	RL	MDL	Unit	D	Prepared	Analyzed	Dil Fac
Antimony	**0.29**	**J**	1.0	0.27	mg/Kg		09/17/20 08:18	09/17/20 14:47	20
Arsenic	**4.0**		0.50	0.25	mg/Kg		09/17/20 08:18	09/17/20 14:47	20
Barium	**93**		0.50	0.25	mg/Kg		09/17/20 08:18	09/17/20 14:47	20
Beryllium	**0.36**		0.30	0.15	mg/Kg		09/17/20 08:18	09/17/20 14:47	20
Cadmium	**2.0**		0.50	0.25	mg/Kg		09/17/20 08:18	09/17/20 14:47	20
Chromium	**55**		1.0	0.50	mg/Kg		09/17/20 08:18	09/17/20 14:47	20
Cobalt	**18**		0.50	0.21	mg/Kg		09/17/20 08:18	09/17/20 14:47	20
Copper	**23**		1.0	0.50	mg/Kg		09/17/20 08:18	09/17/20 14:47	20
Lead	**2.7**		0.50	0.25	mg/Kg		09/17/20 08:18	09/17/20 14:47	20
Molybdenum	**3.3**		1.0	0.50	mg/Kg		09/17/20 08:18	09/17/20 14:47	20
Nickel	**66**		1.0	0.50	mg/Kg		09/17/20 08:18	09/17/20 14:47	20
Selenium	**2.1**		1.0	0.20	mg/Kg		09/17/20 08:18	09/17/20 14:47	20
Silver	ND		0.50	0.10	mg/Kg		09/17/20 08:18	09/17/20 14:47	20
Thallium	ND		0.50	0.25	mg/Kg		09/17/20 08:18	09/17/20 14:47	20
Vanadium	**65**		1.0	0.50	mg/Kg		09/17/20 08:18	09/17/20 14:47	20
Zinc	**52**		10	5.0	mg/Kg		09/17/20 08:18	09/17/20 14:47	20

Method: 7471A - Mercury (CVAA)

Analyte	Result	Qualifier	RL	MDL	Unit	D	Prepared	Analyzed	Dil Fac
Mercury	**0.028**		0.020	0.012	mg/Kg		09/17/20 10:12	09/17/20 14:54	1

Client Sample ID: JC-PG6-1

Date Collected: 09/16/20 10:13
Date Received: 09/16/20 14:30

Lab Sample ID: 440-271915-16

Matrix: Solid

Method: 8081A - Organochlorine Pesticides (GC)

Analyte	Result	Qualifier	RL	MDL	Unit	D	Prepared	Analyzed	Dil Fac
4,4'-DDD	ND		24	0.97	ug/Kg		09/17/20 09:38	09/18/20 04:37	1
4,4'-DDE	ND		24	0.53	ug/Kg		09/17/20 09:38	09/18/20 04:37	1
4,4'-DDT	ND		24	0.35	ug/Kg		09/17/20 09:38	09/18/20 04:37	1
Aldrin	ND		24	0.29	ug/Kg		09/17/20 09:38	09/18/20 04:37	1
alpha-BHC	ND		24	3.0	ug/Kg		09/17/20 09:38	09/18/20 04:37	1
alpha-Chlordane	ND		24	1.3	ug/Kg		09/17/20 09:38	09/18/20 04:37	1
beta-BHC	ND		24	3.6	ug/Kg		09/17/20 09:38	09/18/20 04:37	1
Chlordane	ND		120	2.3	ug/Kg		09/17/20 09:38	09/18/20 04:37	1
delta-BHC	ND		24	3.3	ug/Kg		09/17/20 09:38	09/18/20 04:37	1
Dieldrin	ND		24	0.25	ug/Kg		09/17/20 09:38	09/18/20 04:37	1
Endosulfan I	ND		24	0.43	ug/Kg		09/17/20 09:38	09/18/20 04:37	1
Endosulfan II	ND		24	0.30	ug/Kg		09/17/20 09:38	09/18/20 04:37	1
Endosulfan sulfate	ND		24	0.40	ug/Kg		09/17/20 09:38	09/18/20 04:37	1
Endrin	ND		24	0.33	ug/Kg		09/17/20 09:38	09/18/20 04:37	1
Endrin aldehyde	ND		24	0.72	ug/Kg		09/17/20 09:38	09/18/20 04:37	1
Endrin ketone	ND		24	0.47	ug/Kg		09/17/20 09:38	09/18/20 04:37	1
gamma-BHC	ND		24	0.61	ug/Kg		09/17/20 09:38	09/18/20 04:37	1
gamma-Chlordane	ND		24	0.25	ug/Kg		09/17/20 09:38	09/18/20 04:37	1
Heptachlor	ND		24	0.87	ug/Kg		09/17/20 09:38	09/18/20 04:37	1

Client Sample ID: JC-PG6-1

Date Collected: 09/16/20 10:13
Date Received: 09/16/20 14:30

Lab Sample ID: 440-271915-16

Matrix: Solid

Method: 8081A - Organochlorine Pesticides (GC) (Continued)

Analyte	Result	Qualifier	RL	MDL	Unit	D	Prepared	Analyzed	Dil Fac
Heptachlor epoxide	ND		24	0.65	ug/Kg		09/17/20 09:38	09/18/20 04:37	1
Methoxychlor	ND		24	0.80	ug/Kg		09/17/20 09:38	09/18/20 04:37	1
Toxaphene	ND		120	19	ug/Kg		09/17/20 09:38	09/18/20 04:37	1

Surrogate	*%Recovery*	*Qualifier*	*Limits*	*Prepared*	*Analyzed*	*Dil Fac*
DCB Decachlorobiphenyl (Surr)	*68*		*20 - 155*	*09/17/20 09:38*	*09/18/20 04:37*	*1*
Tetrachloro-m-xylene	*74*		*25 - 126*	*09/17/20 09:38*	*09/18/20 04:37*	*1*

Method: 8082 - Polychlorinated Biphenyls (PCBs) by Gas Chromatography

Analyte	Result	Qualifier	RL	MDL	Unit	D	Prepared	Analyzed	Dil Fac
Aroclor-1016	ND		49	13	ug/Kg		09/17/20 09:27	09/18/20 15:03	1
Aroclor-1221	ND		49	13	ug/Kg		09/17/20 09:27	09/18/20 15:03	1
Aroclor-1232	ND		49	13	ug/Kg		09/17/20 09:27	09/18/20 15:03	1
Aroclor-1242	ND		49	13	ug/Kg		09/17/20 09:27	09/18/20 15:03	1
Aroclor-1248	ND		49	13	ug/Kg		09/17/20 09:27	09/18/20 15:03	1
Aroclor-1254	ND		49	15	ug/Kg		09/17/20 09:27	09/18/20 15:03	1
Aroclor-1260	ND		49	15	ug/Kg		09/17/20 09:27	09/18/20 15:03	1
Aroclor-1262	ND		49	15	ug/Kg		09/17/20 09:27	09/18/20 15:03	1
Aroclor-1268	ND		49	15	ug/Kg		09/17/20 09:27	09/18/20 15:03	1

Surrogate	*%Recovery*	*Qualifier*	*Limits*	*Prepared*	*Analyzed*	*Dil Fac*
DCB Decachlorobiphenyl (Surr)	*87*		*20 - 155*	*09/17/20 09:27*	*09/18/20 15:03*	*1*
Tetrachloro-m-xylene (Surr)	*87*		*25 - 126*	*09/17/20 09:27*	*09/18/20 15:03*	*1*

Method: 6020 - Metals (ICP/MS)

Analyte	Result	Qualifier	RL	MDL	Unit	D	Prepared	Analyzed	Dil Fac
Antimony	ND		1.0	0.27	mg/Kg		09/17/20 08:18	09/17/20 14:49	20
Arsenic	**3.3**		0.50	0.25	mg/Kg		09/17/20 08:18	09/17/20 14:49	20
Barium	**79**		0.50	0.25	mg/Kg		09/17/20 08:18	09/17/20 14:49	20
Beryllium	**0.36**		0.30	0.15	mg/Kg		09/17/20 08:18	09/17/20 14:49	20
Cadmium	**3.1**		0.50	0.25	mg/Kg		09/17/20 08:18	09/17/20 14:49	20
Chromium	**58**		1.0	0.50	mg/Kg		09/17/20 08:18	09/17/20 14:49	20
Cobalt	**16**		0.50	0.21	mg/Kg		09/17/20 08:18	09/17/20 14:49	20
Copper	**22**		1.0	0.50	mg/Kg		09/17/20 08:18	09/17/20 14:49	20
Lead	**2.7**		0.50	0.25	mg/Kg		09/17/20 08:18	09/17/20 14:49	20
Molybdenum	**2.4**		1.0	0.50	mg/Kg		09/17/20 08:18	09/17/20 14:49	20
Nickel	**60**		1.0	0.50	mg/Kg		09/17/20 08:18	09/17/20 14:49	20
Selenium	**2.3**		1.0	0.20	mg/Kg		09/17/20 08:18	09/17/20 14:49	20
Silver	ND		0.50	0.10	mg/Kg		09/17/20 08:18	09/17/20 14:49	20
Thallium	ND		0.50	0.25	mg/Kg		09/17/20 08:18	09/17/20 14:49	20
Vanadium	**59**		1.0	0.50	mg/Kg		09/17/20 08:18	09/17/20 14:49	20
Zinc	**47**		10	5.0	mg/Kg		09/17/20 08:18	09/17/20 14:49	20

Method: 7471A - Mercury (CVAA)

Analyte	Result	Qualifier	RL	MDL	Unit	D	Prepared	Analyzed	Dil Fac
Mercury	**0.024**		0.020	0.012	mg/Kg		09/17/20 10:12	09/17/20 14:56	1

Client Sample ID: JC-PG6-3

Date Collected: 09/16/20 10:26
Date Received: 09/16/20 14:30

Lab Sample ID: 440-271915-17

Matrix: Solid

Method: 8081A - Organochlorine Pesticides (GC)

Analyte	Result	Qualifier	RL	MDL	Unit	D	Prepared	Analyzed	Dil Fac
4,4'-DDD	ND		25	0.98	ug/Kg		09/17/20 09:38	09/18/20 04:52	1
4,4'-DDE	ND		25	0.54	ug/Kg		09/17/20 09:38	09/18/20 04:52	1
4,4'-DDT	ND		25	0.36	ug/Kg		09/17/20 09:38	09/18/20 04:52	1
Aldrin	ND		25	0.30	ug/Kg		09/17/20 09:38	09/18/20 04:52	1
alpha-BHC	ND		25	3.0	ug/Kg		09/17/20 09:38	09/18/20 04:52	1
alpha-Chlordane	ND		25	1.3	ug/Kg		09/17/20 09:38	09/18/20 04:52	1
beta-BHC	ND		25	3.7	ug/Kg		09/17/20 09:38	09/18/20 04:52	1
Chlordane	**4.9**	**J**	120	2.4	ug/Kg		09/17/20 09:38	09/18/20 04:52	1
delta-BHC	ND		25	3.3	ug/Kg		09/17/20 09:38	09/18/20 04:52	1
Dieldrin	ND		25	0.25	ug/Kg		09/17/20 09:38	09/18/20 04:52	1
Endosulfan I	ND		25	0.44	ug/Kg		09/17/20 09:38	09/18/20 04:52	1
Endosulfan II	ND		25	0.31	ug/Kg		09/17/20 09:38	09/18/20 04:52	1
Endosulfan sulfate	ND		25	0.40	ug/Kg		09/17/20 09:38	09/18/20 04:52	1
Endrin	ND		25	0.33	ug/Kg		09/17/20 09:38	09/18/20 04:52	1
Endrin aldehyde	ND		25	0.73	ug/Kg		09/17/20 09:38	09/18/20 04:52	1
Endrin ketone	ND		25	0.47	ug/Kg		09/17/20 09:38	09/18/20 04:52	1
gamma-BHC	ND		25	0.62	ug/Kg		09/17/20 09:38	09/18/20 04:52	1
gamma-Chlordane	**0.52**	**J p**	25	0.26	ug/Kg		09/17/20 09:38	09/18/20 04:52	1
Heptachlor	ND		25	0.88	ug/Kg		09/17/20 09:38	09/18/20 04:52	1
Heptachlor epoxide	ND		25	0.67	ug/Kg		09/17/20 09:38	09/18/20 04:52	1
Methoxychlor	ND		25	0.81	ug/Kg		09/17/20 09:38	09/18/20 04:52	1
Toxaphene	ND		120	20	ug/Kg		09/17/20 09:38	09/18/20 04:52	1

Surrogate	*%Recovery*	*Qualifier*	*Limits*	*Prepared*	*Analyzed*	*Dil Fac*
DCB Decachlorobiphenyl (Surr)	*64*		*20 - 155*	*09/17/20 09:38*	*09/18/20 04:52*	*1*
Tetrachloro-m-xylene	*71*		*25 - 126*	*09/17/20 09:38*	*09/18/20 04:52*	*1*

Method: 6020 - Metals (ICP/MS)

Analyte	Result	Qualifier	RL	MDL	Unit	D	Prepared	Analyzed	Dil Fac
Antimony	ND		1.0	0.27	mg/Kg		09/17/20 08:18	09/17/20 14:51	20
Arsenic	**3.2**		0.50	0.25	mg/Kg		09/17/20 08:18	09/17/20 14:51	20
Barium	**89**		0.50	0.25	mg/Kg		09/17/20 08:18	09/17/20 14:51	20
Beryllium	**0.33**		0.30	0.15	mg/Kg		09/17/20 08:18	09/17/20 14:51	20
Cadmium	**1.4**		0.50	0.25	mg/Kg		09/17/20 08:18	09/17/20 14:51	20
Chromium	**58**		1.0	0.50	mg/Kg		09/17/20 08:18	09/17/20 14:51	20
Cobalt	**15**		0.50	0.21	mg/Kg		09/17/20 08:18	09/17/20 14:51	20
Copper	**21**		1.0	0.50	mg/Kg		09/17/20 08:18	09/17/20 14:51	20
Lead	**2.4**		0.50	0.25	mg/Kg		09/17/20 08:18	09/17/20 14:51	20
Molybdenum	**2.4**		1.0	0.50	mg/Kg		09/17/20 08:18	09/17/20 14:51	20
Nickel	**57**		1.0	0.50	mg/Kg		09/17/20 08:18	09/17/20 14:51	20
Selenium	**2.4**		1.0	0.20	mg/Kg		09/17/20 08:18	09/17/20 14:51	20
Silver	ND		0.50	0.10	mg/Kg		09/17/20 08:18	09/17/20 14:51	20
Thallium	ND		0.50	0.25	mg/Kg		09/17/20 08:18	09/17/20 14:51	20
Vanadium	**60**		1.0	0.50	mg/Kg		09/17/20 08:18	09/17/20 14:51	20
Zinc	**48**		10	5.0	mg/Kg		09/17/20 08:18	09/17/20 14:51	20

Method: 7471A - Mercury (CVAA)

Analyte	Result	Qualifier	RL	MDL	Unit	D	Prepared	Analyzed	Dil Fac
Mercury	**0.012**	**J**	0.020	0.012	mg/Kg		09/17/20 10:12	09/17/20 15:03	1

Client Sample ID: JC-PG6-5

Date Collected: 09/16/20 10:28
Date Received: 09/16/20 14:30

Lab Sample ID: 440-271915-18

Matrix: Solid

Method: 8081A - Organochlorine Pesticides (GC)

Analyte	Result	Qualifier	RL	MDL	Unit	D	Prepared	Analyzed	Dil Fac
4,4'-DDD	ND		25	0.99	ug/Kg		09/17/20 09:38	09/18/20 05:06	1
4,4'-DDE	ND		25	0.54	ug/Kg		09/17/20 09:38	09/18/20 05:06	1
4,4'-DDT	ND		25	0.36	ug/Kg		09/17/20 09:38	09/18/20 05:06	1
Aldrin	ND		25	0.30	ug/Kg		09/17/20 09:38	09/18/20 05:06	1
alpha-BHC	ND		25	3.0	ug/Kg		09/17/20 09:38	09/18/20 05:06	1
alpha-Chlordane	ND		25	1.3	ug/Kg		09/17/20 09:38	09/18/20 05:06	1
beta-BHC	ND		25	3.7	ug/Kg		09/17/20 09:38	09/18/20 05:06	1
Chlordane	ND		120	2.4	ug/Kg		09/17/20 09:38	09/18/20 05:06	1
delta-BHC	ND		25	3.3	ug/Kg		09/17/20 09:38	09/18/20 05:06	1
Dieldrin	ND		25	0.25	ug/Kg		09/17/20 09:38	09/18/20 05:06	1
Endosulfan I	ND		25	0.44	ug/Kg		09/17/20 09:38	09/18/20 05:06	1
Endosulfan II	ND		25	0.31	ug/Kg		09/17/20 09:38	09/18/20 05:06	1
Endosulfan sulfate	ND		25	0.40	ug/Kg		09/17/20 09:38	09/18/20 05:06	1
Endrin	ND		25	0.33	ug/Kg		09/17/20 09:38	09/18/20 05:06	1
Endrin aldehyde	ND		25	0.73	ug/Kg		09/17/20 09:38	09/18/20 05:06	1
Endrin ketone	ND		25	0.48	ug/Kg		09/17/20 09:38	09/18/20 05:06	1
gamma-BHC	ND		25	0.62	ug/Kg		09/17/20 09:38	09/18/20 05:06	1
gamma-Chlordane	ND		25	0.26	ug/Kg		09/17/20 09:38	09/18/20 05:06	1
Heptachlor	ND		25	0.89	ug/Kg		09/17/20 09:38	09/18/20 05:06	1
Heptachlor epoxide	ND		25	0.67	ug/Kg		09/17/20 09:38	09/18/20 05:06	1
Methoxychlor	ND		25	0.81	ug/Kg		09/17/20 09:38	09/18/20 05:06	1
Toxaphene	ND		120	20	ug/Kg		09/17/20 09:38	09/18/20 05:06	1

Surrogate	*%Recovery*	*Qualifier*	*Limits*	*Prepared*	*Analyzed*	*Dil Fac*
DCB Decachlorobiphenyl (Surr)	*69*		*20 - 155*	*09/17/20 09:38*	*09/18/20 05:06*	*1*
Tetrachloro-m-xylene	*76*		*25 - 126*	*09/17/20 09:38*	*09/18/20 05:06*	*1*

Method: 6020 - Metals (ICP/MS)

Analyte	Result	Qualifier	RL	MDL	Unit	D	Prepared	Analyzed	Dil Fac
Antimony	ND		1.0	0.27	mg/Kg		09/17/20 08:18	09/17/20 14:53	20
Arsenic	**3.2**		0.51	0.25	mg/Kg		09/17/20 08:18	09/17/20 14:53	20
Barium	**73**		0.51	0.25	mg/Kg		09/17/20 08:18	09/17/20 14:53	20
Beryllium	**0.37**		0.30	0.15	mg/Kg		09/17/20 08:18	09/17/20 14:53	20
Cadmium	**1.3**		0.51	0.25	mg/Kg		09/17/20 08:18	09/17/20 14:53	20
Chromium	**81**		1.0	0.51	mg/Kg		09/17/20 08:18	09/17/20 14:53	20
Cobalt	**14**		0.51	0.21	mg/Kg		09/17/20 08:18	09/17/20 14:53	20
Copper	**24**		1.0	0.51	mg/Kg		09/17/20 08:18	09/17/20 14:53	20
Lead	**2.6**		0.51	0.25	mg/Kg		09/17/20 08:18	09/17/20 14:53	20
Molybdenum	**2.2**		1.0	0.51	mg/Kg		09/17/20 08:18	09/17/20 14:53	20
Nickel	**62**		1.0	0.51	mg/Kg		09/17/20 08:18	09/17/20 14:53	20
Selenium	**2.1**		1.0	0.20	mg/Kg		09/17/20 08:18	09/17/20 14:53	20
Silver	ND		0.51	0.10	mg/Kg		09/17/20 08:18	09/17/20 14:53	20
Thallium	ND		0.51	0.25	mg/Kg		09/17/20 08:18	09/17/20 14:53	20
Vanadium	**64**		1.0	0.51	mg/Kg		09/17/20 08:18	09/17/20 14:53	20
Zinc	**48**		10	5.1	mg/Kg		09/17/20 08:18	09/17/20 14:53	20

Method: 7471A - Mercury (CVAA)

Analyte	Result	Qualifier	RL	MDL	Unit	D	Prepared	Analyzed	Dil Fac
Mercury	**0.013**	**J**	0.020	0.012	mg/Kg		09/17/20 10:12	09/17/20 15:05	1

Client Sample ID: JC-PG7-1

Date Collected: 09/16/20 10:56
Date Received: 09/16/20 14:30

Lab Sample ID: 440-271915-19

Matrix: Solid

Method: 8081A - Organochlorine Pesticides (GC)

Analyte	Result	Qualifier	RL	MDL	Unit	D	Prepared	Analyzed	Dil Fac
4,4'-DDD	ND		25	0.98	ug/Kg		09/17/20 09:38	09/18/20 05:20	1
4,4'-DDE	ND		25	0.53	ug/Kg		09/17/20 09:38	09/18/20 05:20	1
4,4'-DDT	ND		25	0.36	ug/Kg		09/17/20 09:38	09/18/20 05:20	1
Aldrin	ND		25	0.30	ug/Kg		09/17/20 09:38	09/18/20 05:20	1
alpha-BHC	ND		25	3.0	ug/Kg		09/17/20 09:38	09/18/20 05:20	1
alpha-Chlordane	ND		25	1.3	ug/Kg		09/17/20 09:38	09/18/20 05:20	1
beta-BHC	ND		25	3.7	ug/Kg		09/17/20 09:38	09/18/20 05:20	1
Chlordane	ND		120	2.4	ug/Kg		09/17/20 09:38	09/18/20 05:20	1
delta-BHC	ND		25	3.3	ug/Kg		09/17/20 09:38	09/18/20 05:20	1
Dieldrin	ND		25	0.25	ug/Kg		09/17/20 09:38	09/18/20 05:20	1
Endosulfan I	ND		25	0.44	ug/Kg		09/17/20 09:38	09/18/20 05:20	1
Endosulfan II	ND		25	0.31	ug/Kg		09/17/20 09:38	09/18/20 05:20	1
Endosulfan sulfate	ND		25	0.40	ug/Kg		09/17/20 09:38	09/18/20 05:20	1
Endrin	ND		25	0.33	ug/Kg		09/17/20 09:38	09/18/20 05:20	1
Endrin aldehyde	ND		25	0.73	ug/Kg		09/17/20 09:38	09/18/20 05:20	1
Endrin ketone	ND		25	0.47	ug/Kg		09/17/20 09:38	09/18/20 05:20	1
gamma-BHC	ND		25	0.62	ug/Kg		09/17/20 09:38	09/18/20 05:20	1
gamma-Chlordane	ND		25	0.26	ug/Kg		09/17/20 09:38	09/18/20 05:20	1
Heptachlor	ND		25	0.88	ug/Kg		09/17/20 09:38	09/18/20 05:20	1
Heptachlor epoxide	ND		25	0.66	ug/Kg		09/17/20 09:38	09/18/20 05:20	1
Methoxychlor	ND		25	0.81	ug/Kg		09/17/20 09:38	09/18/20 05:20	1
Toxaphene	ND		120	20	ug/Kg		09/17/20 09:38	09/18/20 05:20	1

Surrogate	*%Recovery*	*Qualifier*	*Limits*	*Prepared*	*Analyzed*	*Dil Fac*
DCB Decachlorobiphenyl (Surr)	*71*		*20 - 155*	*09/17/20 09:38*	*09/18/20 05:20*	*1*
Tetrachloro-m-xylene	*76*		*25 - 126*	*09/17/20 09:38*	*09/18/20 05:20*	*1*

Method: 8082 - Polychlorinated Biphenyls (PCBs) by Gas Chromatography

Analyte	Result	Qualifier	RL	MDL	Unit	D	Prepared	Analyzed	Dil Fac
Aroclor-1016	ND		50	13	ug/Kg		09/17/20 09:27	09/18/20 15:21	1
Aroclor-1221	ND		50	13	ug/Kg		09/17/20 09:27	09/18/20 15:21	1
Aroclor-1232	ND		50	13	ug/Kg		09/17/20 09:27	09/18/20 15:21	1
Aroclor-1242	ND		50	13	ug/Kg		09/17/20 09:27	09/18/20 15:21	1
Aroclor-1248	ND		50	13	ug/Kg		09/17/20 09:27	09/18/20 15:21	1
Aroclor-1254	ND		50	15	ug/Kg		09/17/20 09:27	09/18/20 15:21	1
Aroclor-1260	ND		50	15	ug/Kg		09/17/20 09:27	09/18/20 15:21	1
Aroclor-1262	ND		50	15	ug/Kg		09/17/20 09:27	09/18/20 15:21	1
Aroclor-1268	ND		50	15	ug/Kg		09/17/20 09:27	09/18/20 15:21	1

Surrogate	*%Recovery*	*Qualifier*	*Limits*	*Prepared*	*Analyzed*	*Dil Fac*
DCB Decachlorobiphenyl (Surr)	*83*		*20 - 155*	*09/17/20 09:27*	*09/18/20 15:21*	*1*
Tetrachloro-m-xylene (Surr)	*81*		*25 - 126*	*09/17/20 09:27*	*09/18/20 15:21*	*1*

Method: 6020 - Metals (ICP/MS)

Analyte	Result	Qualifier	RL	MDL	Unit	D	Prepared	Analyzed	Dil Fac
Antimony	**0.30**	**J**	1.0	0.27	mg/Kg		09/17/20 08:18	09/17/20 14:55	20
Arsenic	**4.5**		0.50	0.25	mg/Kg		09/17/20 08:18	09/17/20 14:55	20
Barium	**140**		0.50	0.25	mg/Kg		09/17/20 08:18	09/17/20 14:55	20
Beryllium	**0.46**		0.30	0.15	mg/Kg		09/17/20 08:18	09/17/20 14:55	20
Cadmium	**2.5**		0.50	0.25	mg/Kg		09/17/20 08:18	09/17/20 14:55	20

Client Sample ID: JC-PG7-1

Lab Sample ID: 440-271915-19

Date Collected: 09/16/20 10:56
Date Received: 09/16/20 14:30

Matrix: Solid

Method: 6020 - Metals (ICP/MS) (Continued)

Analyte	Result	Qualifier	RL	MDL	Unit	D	Prepared	Analyzed	Dil Fac
Chromium	**69**		1.0	0.50	mg/Kg		09/17/20 08:18	09/17/20 14:55	20
Cobalt	**22**		0.50	0.21	mg/Kg		09/17/20 08:18	09/17/20 14:55	20
Copper	**28**		1.0	0.50	mg/Kg		09/17/20 08:18	09/17/20 14:55	20
Lead	**3.1**		0.50	0.25	mg/Kg		09/17/20 08:18	09/17/20 14:55	20
Molybdenum	**3.9**		1.0	0.50	mg/Kg		09/17/20 08:18	09/17/20 14:55	20
Nickel	**80**		1.0	0.50	mg/Kg		09/17/20 08:18	09/17/20 14:55	20
Selenium	**2.9**		1.0	0.20	mg/Kg		09/17/20 08:18	09/17/20 14:55	20
Silver	ND		0.50	0.10	mg/Kg		09/17/20 08:18	09/17/20 14:55	20
Thallium	ND		0.50	0.25	mg/Kg		09/17/20 08:18	09/17/20 14:55	20
Vanadium	**73**		1.0	0.50	mg/Kg		09/17/20 08:18	09/17/20 14:55	20
Zinc	**58**		10	5.0	mg/Kg		09/17/20 08:18	09/17/20 14:55	20

Method: 7471A - Mercury (CVAA)

Analyte	Result	Qualifier	RL	MDL	Unit	D	Prepared	Analyzed	Dil Fac
Mercury	**0.017**	**J**	0.020	0.012	mg/Kg		09/17/20 10:12	09/17/20 15:07	1

Client Sample ID: JC-PG7-3

Lab Sample ID: 440-271915-20

Date Collected: 09/16/20 11:00
Date Received: 09/16/20 14:30

Matrix: Solid

Method: 8081A - Organochlorine Pesticides (GC)

Analyte	Result	Qualifier	RL	MDL	Unit	D	Prepared	Analyzed	Dil Fac
4,4'-DDD	ND		25	0.98	ug/Kg		09/17/20 09:38	09/18/20 05:34	1
4,4'-DDE	ND		25	0.53	ug/Kg		09/17/20 09:38	09/18/20 05:34	1
4,4'-DDT	ND		25	0.36	ug/Kg		09/17/20 09:38	09/18/20 05:34	1
Aldrin	ND		25	0.30	ug/Kg		09/17/20 09:38	09/18/20 05:34	1
alpha-BHC	ND		25	3.0	ug/Kg		09/17/20 09:38	09/18/20 05:34	1
alpha-Chlordane	ND		25	1.3	ug/Kg		09/17/20 09:38	09/18/20 05:34	1
beta-BHC	ND		25	3.6	ug/Kg		09/17/20 09:38	09/18/20 05:34	1
Chlordane	ND		120	2.3	ug/Kg		09/17/20 09:38	09/18/20 05:34	1
delta-BHC	ND		25	3.3	ug/Kg		09/17/20 09:38	09/18/20 05:34	1
Dieldrin	ND		25	0.25	ug/Kg		09/17/20 09:38	09/18/20 05:34	1
Endosulfan I	ND		25	0.43	ug/Kg		09/17/20 09:38	09/18/20 05:34	1
Endosulfan II	ND		25	0.30	ug/Kg		09/17/20 09:38	09/18/20 05:34	1
Endosulfan sulfate	ND		25	0.40	ug/Kg		09/17/20 09:38	09/18/20 05:34	1
Endrin	ND		25	0.33	ug/Kg		09/17/20 09:38	09/18/20 05:34	1
Endrin aldehyde	ND		25	0.72	ug/Kg		09/17/20 09:38	09/18/20 05:34	1
Endrin ketone	ND		25	0.47	ug/Kg		09/17/20 09:38	09/18/20 05:34	1
gamma-BHC	ND		25	0.62	ug/Kg		09/17/20 09:38	09/18/20 05:34	1
gamma-Chlordane	ND		25	0.25	ug/Kg		09/17/20 09:38	09/18/20 05:34	1
Heptachlor	ND		25	0.88	ug/Kg		09/17/20 09:38	09/18/20 05:34	1
Heptachlor epoxide	ND		25	0.66	ug/Kg		09/17/20 09:38	09/18/20 05:34	1
Methoxychlor	ND		25	0.80	ug/Kg		09/17/20 09:38	09/18/20 05:34	1
Toxaphene	ND		120	20	ug/Kg		09/17/20 09:38	09/18/20 05:34	1

Surrogate	*%Recovery*	*Qualifier*	*Limits*	*Prepared*	*Analyzed*	*Dil Fac*
DCB Decachlorobiphenyl (Surr)	*76*		*20 - 155*	*09/17/20 09:38*	*09/18/20 05:34*	*1*
Tetrachloro-m-xylene	*85*		*25 - 126*	*09/17/20 09:38*	*09/18/20 05:34*	*1*

Client Sample ID: JC-PG7-3

Date Collected: 09/16/20 11:00
Date Received: 09/16/20 14:30

Lab Sample ID: 440-271915-20

Matrix: Solid

Method: 6020 - Metals (ICP/MS)

Analyte	Result	Qualifier	RL	MDL	Unit	D	Prepared	Analyzed	Dil Fac
Antimony	0.27	J	0.99	0.27	mg/Kg		09/17/20 08:18	09/17/20 14:57	20
Arsenic	3.8		0.50	0.25	mg/Kg		09/17/20 08:18	09/17/20 14:57	20
Barium	96		0.50	0.25	mg/Kg		09/17/20 08:18	09/17/20 14:57	20
Beryllium	0.49		0.30	0.15	mg/Kg		09/17/20 08:18	09/17/20 14:57	20
Cadmium	1.7		0.50	0.25	mg/Kg		09/17/20 08:18	09/17/20 14:57	20
Chromium	63		0.99	0.50	mg/Kg		09/17/20 08:18	09/17/20 14:57	20
Cobalt	19		0.50	0.21	mg/Kg		09/17/20 08:18	09/17/20 14:57	20
Copper	25		0.99	0.50	mg/Kg		09/17/20 08:18	09/17/20 14:57	20
Lead	3.2		0.50	0.25	mg/Kg		09/17/20 08:18	09/17/20 14:57	20
Molybdenum	3.3		0.99	0.50	mg/Kg		09/17/20 08:18	09/17/20 14:57	20
Nickel	70		0.99	0.50	mg/Kg		09/17/20 08:18	09/17/20 14:57	20
Selenium	2.4		0.99	0.20	mg/Kg		09/17/20 08:18	09/17/20 14:57	20
Silver	ND		0.50	0.099	mg/Kg		09/17/20 08:18	09/17/20 14:57	20
Thallium	ND		0.50	0.25	mg/Kg		09/17/20 08:18	09/17/20 14:57	20
Vanadium	63		0.99	0.50	mg/Kg		09/17/20 08:18	09/17/20 14:57	20
Zinc	51		9.9	5.0	mg/Kg		09/17/20 08:18	09/17/20 14:57	20

Method: 7471A - Mercury (CVAA)

Analyte	Result	Qualifier	RL	MDL	Unit	D	Prepared	Analyzed	Dil Fac
Mercury	0.017	J	0.020	0.012	mg/Kg		09/17/20 10:12	09/17/20 15:09	1

Client Sample ID: JC-PG7-5

Date Collected: 09/16/20 11:04
Date Received: 09/16/20 14:30

Lab Sample ID: 440-271915-21

Matrix: Solid

Method: 8081A - Organochlorine Pesticides (GC)

Analyte	Result	Qualifier	RL	MDL	Unit	D	Prepared	Analyzed	Dil Fac
4,4'-DDD	ND		24	0.95	ug/Kg		09/17/20 09:38	09/18/20 05:48	1
4,4'-DDE	ND		24	0.52	ug/Kg		09/17/20 09:38	09/18/20 05:48	1
4,4'-DDT	ND		24	0.35	ug/Kg		09/17/20 09:38	09/18/20 05:48	1
Aldrin	ND		24	0.29	ug/Kg		09/17/20 09:38	09/18/20 05:48	1
alpha-BHC	ND		24	2.9	ug/Kg		09/17/20 09:38	09/18/20 05:48	1
alpha-Chlordane	ND		24	1.3	ug/Kg		09/17/20 09:38	09/18/20 05:48	1
beta-BHC	ND		24	3.5	ug/Kg		09/17/20 09:38	09/18/20 05:48	1
Chlordane	ND		120	2.3	ug/Kg		09/17/20 09:38	09/18/20 05:48	1
delta-BHC	ND		24	3.2	ug/Kg		09/17/20 09:38	09/18/20 05:48	1
Dieldrin	ND		24	0.24	ug/Kg		09/17/20 09:38	09/18/20 05:48	1
Endosulfan I	ND		24	0.42	ug/Kg		09/17/20 09:38	09/18/20 05:48	1
Endosulfan II	ND		24	0.30	ug/Kg		09/17/20 09:38	09/18/20 05:48	1
Endosulfan sulfate	ND		24	0.39	ug/Kg		09/17/20 09:38	09/18/20 05:48	1
Endrin	ND		24	0.32	ug/Kg		09/17/20 09:38	09/18/20 05:48	1
Endrin aldehyde	ND		24	0.70	ug/Kg		09/17/20 09:38	09/18/20 05:48	1
Endrin ketone	ND		24	0.46	ug/Kg		09/17/20 09:38	09/18/20 05:48	1
gamma-BHC	ND		24	0.60	ug/Kg		09/17/20 09:38	09/18/20 05:48	1
gamma-Chlordane	ND		24	0.25	ug/Kg		09/17/20 09:38	09/18/20 05:48	1
Heptachlor	ND		24	0.85	ug/Kg		09/17/20 09:38	09/18/20 05:48	1
Heptachlor epoxide	ND		24	0.64	ug/Kg		09/17/20 09:38	09/18/20 05:48	1
Methoxychlor	ND		24	0.78	ug/Kg		09/17/20 09:38	09/18/20 05:48	1
Toxaphene	ND		120	19	ug/Kg		09/17/20 09:38	09/18/20 05:48	1

Client Sample ID: JC-PG7-5

Date Collected: 09/16/20 11:04
Date Received: 09/16/20 14:30

Lab Sample ID: 440-271915-21

Matrix: Solid

Surrogate	%Recovery	Qualifier	Limits	Prepared	Analyzed	Dil Fac
DCB Decachlorobiphenyl (Surr)	70		20 - 155	09/17/20 09:38	09/18/20 05:48	1
Tetrachloro-m-xylene	55		25 - 126	09/17/20 09:38	09/18/20 05:48	1

Method: 6020 - Metals (ICP/MS)

Analyte	Result	Qualifier	RL	MDL	Unit	D	Prepared	Analyzed	Dil Fac
Antimony	**0.36**	**J F1**	1.0	0.27	mg/Kg		09/17/20 08:22	09/17/20 15:30	20
Arsenic	**3.1**		0.51	0.25	mg/Kg		09/17/20 08:22	09/17/20 15:30	20
Barium	**110**	**F1 F2**	0.51	0.25	mg/Kg		09/17/20 08:22	09/17/20 15:30	20
Beryllium	**0.37**		0.30	0.15	mg/Kg		09/17/20 08:22	09/17/20 15:30	20
Cadmium	**2.8**		0.51	0.25	mg/Kg		09/17/20 08:22	09/17/20 15:30	20
Chromium	**60**		1.0	0.51	mg/Kg		09/17/20 08:22	09/17/20 15:30	20
Cobalt	**17**		0.51	0.21	mg/Kg		09/17/20 08:22	09/17/20 15:30	20
Copper	**21**		1.0	0.51	mg/Kg		09/17/20 08:22	09/17/20 15:30	20
Lead	**2.9**		0.51	0.25	mg/Kg		09/17/20 08:22	09/17/20 15:30	20
Molybdenum	**2.5**		1.0	0.51	mg/Kg		09/17/20 08:22	09/17/20 15:30	20
Nickel	**56**		1.0	0.51	mg/Kg		09/17/20 08:22	09/17/20 15:30	20
Selenium	**2.1**		1.0	0.20	mg/Kg		09/17/20 08:22	09/17/20 15:30	20
Silver	ND		0.51	0.10	mg/Kg		09/17/20 08:22	09/17/20 15:30	20
Thallium	ND		0.51	0.25	mg/Kg		09/17/20 08:22	09/17/20 15:30	20
Vanadium	**56**		1.0	0.51	mg/Kg		09/17/20 08:22	09/17/20 15:30	20
Zinc	**46**		10	5.1	mg/Kg		09/17/20 08:22	09/17/20 15:30	20

Method: 7471A - Mercury (CVAA)

Analyte	Result	Qualifier	RL	MDL	Unit	D	Prepared	Analyzed	Dil Fac
Mercury	**0.013**	**J**	0.020	0.012	mg/Kg		09/17/20 10:15	09/17/20 15:41	1

Client Sample ID: JC-PG8-1

Date Collected: 09/16/20 10:36
Date Received: 09/16/20 14:30

Lab Sample ID: 440-271915-22

Matrix: Solid

Method: 8081A - Organochlorine Pesticides (GC)

Analyte	Result	Qualifier	RL	MDL	Unit	D	Prepared	Analyzed	Dil Fac
4,4'-DDD	ND		25	0.99	ug/Kg		09/17/20 09:38	09/18/20 06:03	1
4,4'-DDE	ND		25	0.54	ug/Kg		09/17/20 09:38	09/18/20 06:03	1
4,4'-DDT	ND		25	0.36	ug/Kg		09/17/20 09:38	09/18/20 06:03	1
Aldrin	ND		25	0.30	ug/Kg		09/17/20 09:38	09/18/20 06:03	1
alpha-BHC	ND		25	3.0	ug/Kg		09/17/20 09:38	09/18/20 06:03	1
alpha-Chlordane	ND		25	1.3	ug/Kg		09/17/20 09:38	09/18/20 06:03	1
beta-BHC	ND		25	3.7	ug/Kg		09/17/20 09:38	09/18/20 06:03	1
Chlordane	ND		130	2.4	ug/Kg		09/17/20 09:38	09/18/20 06:03	1
delta-BHC	ND		25	3.3	ug/Kg		09/17/20 09:38	09/18/20 06:03	1
Dieldrin	ND		25	0.25	ug/Kg		09/17/20 09:38	09/18/20 06:03	1
Endosulfan I	ND		25	0.44	ug/Kg		09/17/20 09:38	09/18/20 06:03	1
Endosulfan II	ND		25	0.31	ug/Kg		09/17/20 09:38	09/18/20 06:03	1
Endosulfan sulfate	ND		25	0.40	ug/Kg		09/17/20 09:38	09/18/20 06:03	1
Endrin	ND		25	0.33	ug/Kg		09/17/20 09:38	09/18/20 06:03	1
Endrin aldehyde	ND		25	0.73	ug/Kg		09/17/20 09:38	09/18/20 06:03	1
Endrin ketone	ND		25	0.48	ug/Kg		09/17/20 09:38	09/18/20 06:03	1
gamma-BHC	ND		25	0.62	ug/Kg		09/17/20 09:38	09/18/20 06:03	1
gamma-Chlordane	ND		25	0.26	ug/Kg		09/17/20 09:38	09/18/20 06:03	1
Heptachlor	ND		25	0.89	ug/Kg		09/17/20 09:38	09/18/20 06:03	1

Client Sample ID: JC-PG8-1

Date Collected: 09/16/20 10:36
Date Received: 09/16/20 14:30

Lab Sample ID: 440-271915-22

Matrix: Solid

Method: 8081A - Organochlorine Pesticides (GC) (Continued)

Analyte	Result	Qualifier	RL	MDL	Unit	D	Prepared	Analyzed	Dil Fac
Heptachlor epoxide	ND		25	0.67	ug/Kg		09/17/20 09:38	09/18/20 06:03	1
Methoxychlor	ND		25	0.81	ug/Kg		09/17/20 09:38	09/18/20 06:03	1
Toxaphene	ND		130	20	ug/Kg		09/17/20 09:38	09/18/20 06:03	1

Surrogate	*%Recovery*	*Qualifier*	*Limits*	*Prepared*	*Analyzed*	*Dil Fac*
DCB Decachlorobiphenyl (Surr)	*74*		*20 - 155*	*09/17/20 09:38*	*09/18/20 06:03*	*1*
Tetrachloro-m-xylene	*80*		*25 - 126*	*09/17/20 09:38*	*09/18/20 06:03*	*1*

Method: 8082 - Polychlorinated Biphenyls (PCBs) by Gas Chromatography

Analyte	Result	Qualifier	RL	MDL	Unit	D	Prepared	Analyzed	Dil Fac
Aroclor-1016	ND		50	13	ug/Kg		09/17/20 09:27	09/18/20 15:39	1
Aroclor-1221	ND		50	13	ug/Kg		09/17/20 09:27	09/18/20 15:39	1
Aroclor-1232	ND		50	13	ug/Kg		09/17/20 09:27	09/18/20 15:39	1
Aroclor-1242	ND		50	13	ug/Kg		09/17/20 09:27	09/18/20 15:39	1
Aroclor-1248	ND		50	13	ug/Kg		09/17/20 09:27	09/18/20 15:39	1
Aroclor-1254	ND		50	15	ug/Kg		09/17/20 09:27	09/18/20 15:39	1
Aroclor-1260	ND		50	15	ug/Kg		09/17/20 09:27	09/18/20 15:39	1
Aroclor-1262	ND		50	15	ug/Kg		09/17/20 09:27	09/18/20 15:39	1
Aroclor-1268	ND		50	15	ug/Kg		09/17/20 09:27	09/18/20 15:39	1

Surrogate	*%Recovery*	*Qualifier*	*Limits*	*Prepared*	*Analyzed*	*Dil Fac*
DCB Decachlorobiphenyl (Surr)	*85*		*20 - 155*	*09/17/20 09:27*	*09/18/20 15:39*	*1*
Tetrachloro-m-xylene (Surr)	*85*		*25 - 126*	*09/17/20 09:27*	*09/18/20 15:39*	*1*

Method: 6020 - Metals (ICP/MS)

Analyte	Result	Qualifier	RL	MDL	Unit	D	Prepared	Analyzed	Dil Fac
Antimony	**0.30**	**J**	1.0	0.27	mg/Kg		09/17/20 08:22	09/17/20 15:44	20
Arsenic	**3.6**		0.50	0.25	mg/Kg		09/17/20 08:22	09/17/20 15:44	20
Barium	**110**		0.50	0.25	mg/Kg		09/17/20 08:22	09/17/20 15:44	20
Beryllium	**0.39**		0.30	0.15	mg/Kg		09/17/20 08:22	09/17/20 15:44	20
Cadmium	**2.3**		0.50	0.25	mg/Kg		09/17/20 08:22	09/17/20 15:44	20
Chromium	**49**		1.0	0.50	mg/Kg		09/17/20 08:22	09/17/20 15:44	20
Cobalt	**16**		0.50	0.21	mg/Kg		09/17/20 08:22	09/17/20 15:44	20
Copper	**22**		1.0	0.50	mg/Kg		09/17/20 08:22	09/17/20 15:44	20
Lead	**2.9**		0.50	0.25	mg/Kg		09/17/20 08:22	09/17/20 15:44	20
Molybdenum	**3.8**		1.0	0.50	mg/Kg		09/17/20 08:22	09/17/20 15:44	20
Nickel	**61**		1.0	0.50	mg/Kg		09/17/20 08:22	09/17/20 15:44	20
Selenium	**1.8**		1.0	0.20	mg/Kg		09/17/20 08:22	09/17/20 15:44	20
Silver	ND		0.50	0.10	mg/Kg		09/17/20 08:22	09/17/20 15:44	20
Thallium	ND		0.50	0.25	mg/Kg		09/17/20 08:22	09/17/20 15:44	20
Vanadium	**56**		1.0	0.50	mg/Kg		09/17/20 08:22	09/17/20 15:44	20
Zinc	**51**		10	5.0	mg/Kg		09/17/20 08:22	09/17/20 15:44	20

Method: 7471A - Mercury (CVAA)

Analyte	Result	Qualifier	RL	MDL	Unit	D	Prepared	Analyzed	Dil Fac
Mercury	**0.017**	**J**	0.020	0.012	mg/Kg		09/17/20 10:15	09/17/20 15:49	1

Client Sample ID: JC-PG8-3

Date Collected: 09/16/20 10:42
Date Received: 09/16/20 14:30

Lab Sample ID: 440-271915-23

Matrix: Solid

Method: 8081A - Organochlorine Pesticides (GC)

Analyte	Result	Qualifier	RL	MDL	Unit	D	Prepared	Analyzed	Dil Fac
4,4'-DDD	ND		25	0.98	ug/Kg		09/17/20 09:38	09/18/20 06:17	1
4,4'-DDE	ND		25	0.53	ug/Kg		09/17/20 09:38	09/18/20 06:17	1
4,4'-DDT	ND		25	0.36	ug/Kg		09/17/20 09:38	09/18/20 06:17	1
Aldrin	ND		25	0.30	ug/Kg		09/17/20 09:38	09/18/20 06:17	1
alpha-BHC	ND		25	3.0	ug/Kg		09/17/20 09:38	09/18/20 06:17	1
alpha-Chlordane	ND		25	1.3	ug/Kg		09/17/20 09:38	09/18/20 06:17	1
beta-BHC	ND		25	3.6	ug/Kg		09/17/20 09:38	09/18/20 06:17	1
Chlordane	ND		120	2.3	ug/Kg		09/17/20 09:38	09/18/20 06:17	1
delta-BHC	ND		25	3.3	ug/Kg		09/17/20 09:38	09/18/20 06:17	1
Dieldrin	ND		25	0.25	ug/Kg		09/17/20 09:38	09/18/20 06:17	1
Endosulfan I	ND		25	0.43	ug/Kg		09/17/20 09:38	09/18/20 06:17	1
Endosulfan II	ND		25	0.30	ug/Kg		09/17/20 09:38	09/18/20 06:17	1
Endosulfan sulfate	ND		25	0.40	ug/Kg		09/17/20 09:38	09/18/20 06:17	1
Endrin	ND		25	0.33	ug/Kg		09/17/20 09:38	09/18/20 06:17	1
Endrin aldehyde	ND		25	0.72	ug/Kg		09/17/20 09:38	09/18/20 06:17	1
Endrin ketone	ND		25	0.47	ug/Kg		09/17/20 09:38	09/18/20 06:17	1
gamma-BHC	ND		25	0.62	ug/Kg		09/17/20 09:38	09/18/20 06:17	1
gamma-Chlordane	ND		25	0.25	ug/Kg		09/17/20 09:38	09/18/20 06:17	1
Heptachlor	ND		25	0.88	ug/Kg		09/17/20 09:38	09/18/20 06:17	1
Heptachlor epoxide	ND		25	0.66	ug/Kg		09/17/20 09:38	09/18/20 06:17	1
Methoxychlor	ND		25	0.80	ug/Kg		09/17/20 09:38	09/18/20 06:17	1
Toxaphene	ND		120	20	ug/Kg		09/17/20 09:38	09/18/20 06:17	1

Surrogate	*%Recovery*	*Qualifier*	*Limits*	*Prepared*	*Analyzed*	*Dil Fac*
DCB Decachlorobiphenyl (Surr)	*60*		*20 - 155*	*09/17/20 09:38*	*09/18/20 06:17*	*1*
Tetrachloro-m-xylene	*40*	*p*	*25 - 126*	*09/17/20 09:38*	*09/18/20 06:17*	*1*

Method: 6020 - Metals (ICP/MS)

Analyte	Result	Qualifier	RL	MDL	Unit	D	Prepared	Analyzed	Dil Fac
Antimony	**0.27**	**J**	1.0	0.27	mg/Kg		09/17/20 08:22	09/17/20 15:46	20
Arsenic	**2.9**		0.50	0.25	mg/Kg		09/17/20 08:22	09/17/20 15:46	20
Barium	**41**		0.50	0.25	mg/Kg		09/17/20 08:22	09/17/20 15:46	20
Beryllium	**0.40**		0.30	0.15	mg/Kg		09/17/20 08:22	09/17/20 15:46	20
Cadmium	**1.5**		0.50	0.25	mg/Kg		09/17/20 08:22	09/17/20 15:46	20
Chromium	**53**		1.0	0.50	mg/Kg		09/17/20 08:22	09/17/20 15:46	20
Cobalt	**16**		0.50	0.21	mg/Kg		09/17/20 08:22	09/17/20 15:46	20
Copper	**20**		1.0	0.50	mg/Kg		09/17/20 08:22	09/17/20 15:46	20
Lead	**2.7**		0.50	0.25	mg/Kg		09/17/20 08:22	09/17/20 15:46	20
Molybdenum	**1.9**		1.0	0.50	mg/Kg		09/17/20 08:22	09/17/20 15:46	20
Nickel	**55**		1.0	0.50	mg/Kg		09/17/20 08:22	09/17/20 15:46	20
Selenium	**1.8**		1.0	0.20	mg/Kg		09/17/20 08:22	09/17/20 15:46	20
Silver	ND		0.50	0.10	mg/Kg		09/17/20 08:22	09/17/20 15:46	20
Thallium	ND		0.50	0.25	mg/Kg		09/17/20 08:22	09/17/20 15:46	20
Vanadium	**56**		1.0	0.50	mg/Kg		09/17/20 08:22	09/17/20 15:46	20
Zinc	**43**		10	5.0	mg/Kg		09/17/20 08:22	09/17/20 15:46	20

Method: 7471A - Mercury (CVAA)

Analyte	Result	Qualifier	RL	MDL	Unit	D	Prepared	Analyzed	Dil Fac
Mercury	ND		0.020	0.012	mg/Kg		09/17/20 10:15	09/17/20 15:52	1

Client Sample ID: JC-PG8-5

Date Collected: 09/16/20 10:47
Date Received: 09/16/20 14:30

Lab Sample ID: 440-271915-24

Matrix: Solid

Method: 8081A - Organochlorine Pesticides (GC)

Analyte	Result	Qualifier	RL	MDL	Unit	D	Prepared	Analyzed	Dil Fac
4,4'-DDD	ND		25	0.97	ug/Kg		09/17/20 09:38	09/18/20 06:31	1
4,4'-DDE	ND		25	0.53	ug/Kg		09/17/20 09:38	09/18/20 06:31	1
4,4'-DDT	ND		25	0.35	ug/Kg		09/17/20 09:38	09/18/20 06:31	1
Aldrin	ND		25	0.29	ug/Kg		09/17/20 09:38	09/18/20 06:31	1
alpha-BHC	ND		25	3.0	ug/Kg		09/17/20 09:38	09/18/20 06:31	1
alpha-Chlordane	ND		25	1.3	ug/Kg		09/17/20 09:38	09/18/20 06:31	1
beta-BHC	ND		25	3.6	ug/Kg		09/17/20 09:38	09/18/20 06:31	1
Chlordane	ND		120	2.3	ug/Kg		09/17/20 09:38	09/18/20 06:31	1
delta-BHC	ND		25	3.3	ug/Kg		09/17/20 09:38	09/18/20 06:31	1
Dieldrin	ND		25	0.25	ug/Kg		09/17/20 09:38	09/18/20 06:31	1
Endosulfan I	ND		25	0.43	ug/Kg		09/17/20 09:38	09/18/20 06:31	1
Endosulfan II	ND		25	0.30	ug/Kg		09/17/20 09:38	09/18/20 06:31	1
Endosulfan sulfate	ND		25	0.40	ug/Kg		09/17/20 09:38	09/18/20 06:31	1
Endrin	ND		25	0.33	ug/Kg		09/17/20 09:38	09/18/20 06:31	1
Endrin aldehyde	ND		25	0.72	ug/Kg		09/17/20 09:38	09/18/20 06:31	1
Endrin ketone	ND		25	0.47	ug/Kg		09/17/20 09:38	09/18/20 06:31	1
gamma-BHC	ND		25	0.61	ug/Kg		09/17/20 09:38	09/18/20 06:31	1
gamma-Chlordane	ND		25	0.25	ug/Kg		09/17/20 09:38	09/18/20 06:31	1
Heptachlor	ND		25	0.87	ug/Kg		09/17/20 09:38	09/18/20 06:31	1
Heptachlor epoxide	ND		25	0.66	ug/Kg		09/17/20 09:38	09/18/20 06:31	1
Methoxychlor	ND		25	0.80	ug/Kg		09/17/20 09:38	09/18/20 06:31	1
Toxaphene	ND		120	19	ug/Kg		09/17/20 09:38	09/18/20 06:31	1

Surrogate	*%Recovery*	*Qualifier*	*Limits*	*Prepared*	*Analyzed*	*Dil Fac*
DCB Decachlorobiphenyl (Surr)	*71*		*20 - 155*	*09/17/20 09:38*	*09/18/20 06:31*	*1*
Tetrachloro-m-xylene	*80*		*25 - 126*	*09/17/20 09:38*	*09/18/20 06:31*	*1*

Method: 6020 - Metals (ICP/MS)

Analyte	Result	Qualifier	RL	MDL	Unit	D	Prepared	Analyzed	Dil Fac
Antimony	**0.27**	**J**	1.0	0.27	mg/Kg		09/17/20 08:22	09/17/20 15:48	20
Arsenic	**3.3**		0.50	0.25	mg/Kg		09/17/20 08:22	09/17/20 15:48	20
Barium	**51**		0.50	0.25	mg/Kg		09/17/20 08:22	09/17/20 15:48	20
Beryllium	**0.42**		0.30	0.15	mg/Kg		09/17/20 08:22	09/17/20 15:48	20
Cadmium	**2.3**		0.50	0.25	mg/Kg		09/17/20 08:22	09/17/20 15:48	20
Chromium	**58**		1.0	0.50	mg/Kg		09/17/20 08:22	09/17/20 15:48	20
Cobalt	**16**		0.50	0.21	mg/Kg		09/17/20 08:22	09/17/20 15:48	20
Copper	**22**		1.0	0.50	mg/Kg		09/17/20 08:22	09/17/20 15:48	20
Lead	**3.3**		0.50	0.25	mg/Kg		09/17/20 08:22	09/17/20 15:48	20
Molybdenum	**2.6**		1.0	0.50	mg/Kg		09/17/20 08:22	09/17/20 15:48	20
Nickel	**54**		1.0	0.50	mg/Kg		09/17/20 08:22	09/17/20 15:48	20
Selenium	**2.4**		1.0	0.20	mg/Kg		09/17/20 08:22	09/17/20 15:48	20
Silver	ND		0.50	0.10	mg/Kg		09/17/20 08:22	09/17/20 15:48	20
Thallium	ND		0.50	0.25	mg/Kg		09/17/20 08:22	09/17/20 15:48	20
Vanadium	**57**		1.0	0.50	mg/Kg		09/17/20 08:22	09/17/20 15:48	20
Zinc	**50**		10	5.0	mg/Kg		09/17/20 08:22	09/17/20 15:48	20

Method: 7471A - Mercury (CVAA)

Analyte	Result	Qualifier	RL	MDL	Unit	D	Prepared	Analyzed	Dil Fac
Mercury	ND		0.020	0.012	mg/Kg		09/17/20 10:15	09/17/20 15:54	1

Surrogate Summary

Client: Leighton Consulting Inc
Project/Site: Cabrillo Elementary

Job ID: 440-271915-1
SDG: Playground

Method: 8081A - Organochlorine Pesticides (GC)

Matrix: Solid **Prep Type: Total/NA**

		Percent Surrogate Recovery (Acceptance Limits)	
		DCB1	TCX1
Lab Sample ID	Client Sample ID	(20-155)	(25-126)
440-271915-1	JC-PG1-1	64	63
440-271915-2	JC-PG1-3	77	75
440-271915-2 MS	JC-PG1-3	72	68
440-271915-2 MSD	JC-PG1-3	80	74
440-271915-3	JC-PG1-5	85	80
440-271915-4	JC-PG2-1	70	66
440-271915-5	JC-PG2-3	71	69
440-271915-6	JC-PG2-5	66	63
440-271915-7	JC-PG3-1	72	66
440-271915-8	JC-PG3-3	74	70
440-271915-9	JC-PG3-5	79	75
440-271915-10	JC-PG4-1	69	67
440-271915-11	JC-PG4-3	74	72
440-271915-12	JC-PG4-5	81	74
440-271915-13	JC-PG5-1	75	70
440-271915-14	JC-PG5-3	77	70
440-271915-15	JC-PG5-5	81	72
440-271915-16	JC-PG6-1	68	74
440-271915-17	JC-PG6-3	64	71
440-271915-17 MSD	JC-PG6-3	82	85
440-271915-18	JC-PG6-5	69	76
440-271915-19	JC-PG7-1	71	76
440-271915-20	JC-PG7-3	76	85
440-271915-21	JC-PG7-5	70	55
440-271915-22	JC-PG8-1	74	80
440-271915-23	JC-PG8-3	60	40 p
440-271915-24	JC-PG8-5	71	80
LCS 570-95193/2-A	Lab Control Sample	98	96
LCS 570-95205/2-A	Lab Control Sample	80	80
LCSD 570-95193/3-A	Lab Control Sample Dup	102	96
LCSD 570-95205/3-A	Lab Control Sample Dup	84	80
MB 570-95193/1-A	Method Blank	95	89
MB 570-95205/1-A	Method Blank	80	75

Surrogate Legend

DCB = DCB Decachlorobiphenyl (Surr)
TCX = Tetrachloro-m-xylene

Method: 8082 - Polychlorinated Biphenyls (PCBs) by Gas Chromatography

Matrix: Solid **Prep Type: Total/NA**

		Percent Surrogate Recovery (Acceptance Limits)	
		DCB1	TCX1
Lab Sample ID	Client Sample ID	(20-155)	(25-126)
440-271915-1	JC-PG1-1	79	83
440-271915-4	JC-PG2-1	87	89
440-271915-7	JC-PG3-1	83	82
440-271915-10	JC-PG4-1	78	81
440-271915-13	JC-PG5-1	84	86
440-271915-16	JC-PG6-1	87	87

Surrogate Summary

Client: Leighton Consulting Inc
Project/Site: Cabrillo Elementary

Job ID: 440-271915-1
SDG: Playground

Method: 8082 - Polychlorinated Biphenyls (PCBs) by Gas Chromatography (Continued)

Matrix: Solid

Prep Type: Total/NA

		Percent Surrogate Recovery (Acceptance Limits)									
		DCB1	TCX1								
Lab Sample ID	Client Sample ID	(20-155)	(25-126)								
440-271915-19	JC-PG7-1	83	81								
440-271915-22	JC-PG8-1	85	85								
440-271918-B-4-A MS	Matrix Spike	72	77								
440-271918-B-4-B MSD	Matrix Spike Duplicate	80	89								
LCS 570-95187/2-A	Lab Control Sample	117	119								
LCSD 570-95187/3-A	Lab Control Sample Dup	113	113								
MB 570-95187/1-A	Method Blank	118	118								

Surrogate Legend

DCB = DCB Decachlorobiphenyl (Surr)
TCX = Tetrachloro-m-xylene (Surr)

Method Summary

Client: Leighton Consulting Inc
Project/Site: Cabrillo Elementary

Job ID: 440-271915-1
SDG: Playground

Method	Method Description	Protocol	Laboratory
8081A	Organochlorine Pesticides (GC)	SW846	ECL 1
8082	Polychlorinated Biphenyls (PCBs) by Gas Chromatography	SW846	ECL 1
6020	Metals (ICP/MS)	SW846	TAL IRV
7471A	Mercury (CVAA)	SW846	TAL IRV
3050B	Preparation, Metals	SW846	TAL IRV
3545	Pressurized Fluid Extraction	SW846	ECL 1
3546	Microwave Extraction	SW846	ECL 1
7471A	Preparation, Mercury	SW846	TAL IRV

Protocol References:

SW846 = "Test Methods For Evaluating Solid Waste, Physical/Chemical Methods", Third Edition, November 1986 And Its Updates.

Laboratory References:

ECL 1 = Eurofins Calscience LLC Lincoln, 7440 Lincoln Way, Garden Grove, CA 92841, TEL (714)895-5494

TAL IRV = Eurofins Calscience Irvine, 17461 Derian Ave, Suite 100, Irvine, CA 92614-5817, TEL (949)261-1022

Lab Chronicle

Client: Leighton Consulting Inc
Project/Site: Cabrillo Elementary

Job ID: 440-271915-1
SDG: Playground

Client Sample ID: JC-PG1-1
Date Collected: 09/16/20 08:45
Date Received: 09/16/20 14:30

Lab Sample ID: 440-271915-1
Matrix: Solid

Prep Type	Batch Type	Batch Method	Run	Dil Factor	Initial Amount	Final Amount	Batch Number	Prepared or Analyzed	Analyst	Lab
Total/NA	Prep	3546			20.01 g	10 mL	95205	09/17/20 09:55	F7UI	ECL 1
Total/NA	Analysis	8081A		1			95507	09/18/20 12:40	UHHN	ECL 1
Total/NA	Prep	3545			20.01 g	10 mL	95187	09/17/20 09:27	F7UI	ECL 1
Total/NA	Analysis	8082		1			95521	09/18/20 15:12	UHHN	ECL 1
Total/NA	Prep	3050B			1.98 g	50 mL	624745	09/17/20 08:18	NE1	TAL IRV
Total/NA	Analysis	6020		20			624823	09/17/20 13:44	MQP	TAL IRV
Total/NA	Prep	7471A			0.49 g	50 mL	624764	09/17/20 10:12	EMS	TAL IRV
Total/NA	Analysis	7471A		1			624833	09/17/20 14:15	EMS	TAL IRV

Client Sample ID: JC-PG1-3
Date Collected: 09/16/20 08:53
Date Received: 09/16/20 14:30

Lab Sample ID: 440-271915-2
Matrix: Solid

Prep Type	Batch Type	Batch Method	Run	Dil Factor	Initial Amount	Final Amount	Batch Number	Prepared or Analyzed	Analyst	Lab
Total/NA	Prep	3546			20.04 g	10 mL	95205	09/17/20 09:55	F7UI	ECL 1
Total/NA	Analysis	8081A		1			95507	09/18/20 12:55	UHHN	ECL 1
Total/NA	Prep	3050B			1.98 g	50 mL	624745	09/17/20 08:18	NE1	TAL IRV
Total/NA	Analysis	6020		20			624823	09/17/20 13:53	MQP	TAL IRV
Total/NA	Prep	7471A			0.49 g	50 mL	624764	09/17/20 10:12	EMS	TAL IRV
Total/NA	Analysis	7471A		1			624833	09/17/20 14:22	EMS	TAL IRV

Client Sample ID: JC-PG1-5
Date Collected: 09/16/20 09:00
Date Received: 09/16/20 14:30

Lab Sample ID: 440-271915-3
Matrix: Solid

Prep Type	Batch Type	Batch Method	Run	Dil Factor	Initial Amount	Final Amount	Batch Number	Prepared or Analyzed	Analyst	Lab
Total/NA	Prep	3546			19.97 g	10 mL	95205	09/17/20 09:55	F7UI	ECL 1
Total/NA	Analysis	8081A		1			95507	09/18/20 13:09	UHHN	ECL 1
Total/NA	Prep	3050B			2.03 g	50 mL	624745	09/17/20 08:18	NE1	TAL IRV
Total/NA	Analysis	6020		20			624823	09/17/20 13:55	MQP	TAL IRV
Total/NA	Prep	7471A			0.51 g	50 mL	624764	09/17/20 10:12	EMS	TAL IRV
Total/NA	Analysis	7471A		1			624833	09/17/20 14:24	EMS	TAL IRV

Client Sample ID: JC-PG2-1
Date Collected: 09/16/20 08:45
Date Received: 09/16/20 14:30

Lab Sample ID: 440-271915-4
Matrix: Solid

Prep Type	Batch Type	Batch Method	Run	Dil Factor	Initial Amount	Final Amount	Batch Number	Prepared or Analyzed	Analyst	Lab
Total/NA	Prep	3546			20.06 g	10 mL	95205	09/17/20 09:55	F7UI	ECL 1
Total/NA	Analysis	8081A		1			95507	09/18/20 13:23	UHHN	ECL 1
Total/NA	Prep	3545			20.06 g	10 mL	95187	09/17/20 09:27	F7UI	ECL 1
Total/NA	Analysis	8082		1			95521	09/18/20 15:31	UHHN	ECL 1
Total/NA	Prep	3050B			1.99 g	50 mL	624745	09/17/20 08:18	NE1	TAL IRV
Total/NA	Analysis	6020		20			624823	09/17/20 14:01	MQP	TAL IRV

Lab Chronicle

Client: Leighton Consulting Inc
Project/Site: Cabrillo Elementary

Job ID: 440-271915-1
SDG: Playground

Client Sample ID: JC-PG2-1
Date Collected: 09/16/20 08:45
Date Received: 09/16/20 14:30

Lab Sample ID: 440-271915-4
Matrix: Solid

Prep Type	Batch Type	Batch Method	Run	Dil Factor	Initial Amount	Final Amount	Batch Number	Prepared or Analyzed	Analyst	Lab
Total/NA	Prep	7471A			0.51 g	50 mL	624764	09/17/20 10:12	EMS	TAL IRV
Total/NA	Analysis	7471A		1			624833	09/17/20 14:26	EMS	TAL IRV

Client Sample ID: JC-PG2-3
Date Collected: 09/16/20 08:50
Date Received: 09/16/20 14:30

Lab Sample ID: 440-271915-5
Matrix: Solid

Prep Type	Batch Type	Batch Method	Run	Dil Factor	Initial Amount	Final Amount	Batch Number	Prepared or Analyzed	Analyst	Lab
Total/NA	Prep	3546			20.01 g	10 mL	95205	09/17/20 09:55	F7UI	ECL 1
Total/NA	Analysis	8081A		1			95507	09/18/20 13:38	UHHN	ECL 1
Total/NA	Prep	3050B			1.98 g	50 mL	624745	09/17/20 08:18	NE1	TAL IRV
Total/NA	Analysis	6020		20			624823	09/17/20 14:03	MQP	TAL IRV
Total/NA	Prep	7471A			0.50 g	50 mL	624764	09/17/20 10:12	EMS	TAL IRV
Total/NA	Analysis	7471A		1			624833	09/17/20 14:28	EMS	TAL IRV

Client Sample ID: JC-PG2-5
Date Collected: 09/16/20 08:55
Date Received: 09/16/20 14:30

Lab Sample ID: 440-271915-6
Matrix: Solid

Prep Type	Batch Type	Batch Method	Run	Dil Factor	Initial Amount	Final Amount	Batch Number	Prepared or Analyzed	Analyst	Lab
Total/NA	Prep	3546			19.98 g	10 mL	95205	09/17/20 09:55	F7UI	ECL 1
Total/NA	Analysis	8081A		1			95507	09/18/20 13:52	UHHN	ECL 1
Total/NA	Prep	3050B			2.01 g	50 mL	624745	09/17/20 08:18	NE1	TAL IRV
Total/NA	Analysis	6020		20			624823	09/17/20 14:05	MQP	TAL IRV
Total/NA	Prep	7471A			0.50 g	50 mL	624764	09/17/20 10:12	EMS	TAL IRV
Total/NA	Analysis	7471A		1			624833	09/17/20 14:30	EMS	TAL IRV

Client Sample ID: JC-PG3-1
Date Collected: 09/16/20 09:02
Date Received: 09/16/20 14:30

Lab Sample ID: 440-271915-7
Matrix: Solid

Prep Type	Batch Type	Batch Method	Run	Dil Factor	Initial Amount	Final Amount	Batch Number	Prepared or Analyzed	Analyst	Lab
Total/NA	Prep	3546			20.08 g	10 mL	95205	09/17/20 09:55	F7UI	ECL 1
Total/NA	Analysis	8081A		1			95507	09/18/20 14:06	UHHN	ECL 1
Total/NA	Prep	3545			20.08 g	10 mL	95187	09/17/20 09:27	F7UI	ECL 1
Total/NA	Analysis	8082		1			95360	09/18/20 14:09	UHHN	ECL 1
Total/NA	Prep	3050B			1.96 g	50 mL	624745	09/17/20 08:18	NE1	TAL IRV
Total/NA	Analysis	6020		20			624823	09/17/20 14:07	MQP	TAL IRV
Total/NA	Prep	7471A			0.51 g	50 mL	624764	09/17/20 10:12	EMS	TAL IRV
Total/NA	Analysis	7471A		1			624833	09/17/20 14:37	EMS	TAL IRV

Lab Chronicle

Client: Leighton Consulting Inc
Project/Site: Cabrillo Elementary

Job ID: 440-271915-1
SDG: Playground

Client Sample ID: JC-PG3-3
Date Collected: 09/16/20 10:44
Date Received: 09/16/20 14:30

Lab Sample ID: 440-271915-8
Matrix: Solid

Prep Type	Batch Type	Batch Method	Run	Dil Factor	Initial Amount	Final Amount	Batch Number	Prepared or Analyzed	Analyst	Lab
Total/NA	Prep	3546			20.12 g	10 mL	95205	09/17/20 09:55	F7UI	ECL 1
Total/NA	Analysis	8081A		1			95507	09/18/20 14:21	UHHN	ECL 1
Total/NA	Prep	3050B			1.98 g	50 mL	624745	09/17/20 08:18	NE1	TAL IRV
Total/NA	Analysis	6020		20			624823	09/17/20 14:10	MQP	TAL IRV
Total/NA	Prep	7471A			0.50 g	50 mL	624764	09/17/20 10:12	EMS	TAL IRV
Total/NA	Analysis	7471A		1			624833	09/17/20 14:39	EMS	TAL IRV

Client Sample ID: JC-PG3-5
Date Collected: 09/16/20 10:47
Date Received: 09/16/20 14:30

Lab Sample ID: 440-271915-9
Matrix: Solid

Prep Type	Batch Type	Batch Method	Run	Dil Factor	Initial Amount	Final Amount	Batch Number	Prepared or Analyzed	Analyst	Lab
Total/NA	Prep	3546			20.16 g	10 mL	95205	09/17/20 09:55	F7UI	ECL 1
Total/NA	Analysis	8081A		1			95507	09/18/20 14:35	UHHN	ECL 1
Total/NA	Prep	3050B			1.99 g	50 mL	624745	09/17/20 08:18	NE1	TAL IRV
Total/NA	Analysis	6020		20			624823	09/17/20 14:12	MQP	TAL IRV
Total/NA	Prep	7471A			0.50 g	50 mL	624764	09/17/20 10:12	EMS	TAL IRV
Total/NA	Analysis	7471A		1			624833	09/17/20 14:41	EMS	TAL IRV

Client Sample ID: JC-PG4-1
Date Collected: 09/16/20 09:05
Date Received: 09/16/20 14:30

Lab Sample ID: 440-271915-10
Matrix: Solid

Prep Type	Batch Type	Batch Method	Run	Dil Factor	Initial Amount	Final Amount	Batch Number	Prepared or Analyzed	Analyst	Lab
Total/NA	Prep	3546			19.97 g	10 mL	95205	09/17/20 09:55	F7UI	ECL 1
Total/NA	Analysis	8081A		1			95507	09/18/20 14:49	UHHN	ECL 1
Total/NA	Prep	3545			19.97 g	10 mL	95187	09/17/20 09:27	F7UI	ECL 1
Total/NA	Analysis	8082		1			95360	09/18/20 14:27	UHHN	ECL 1
Total/NA	Prep	3050B			2.01 g	50 mL	624745	09/17/20 08:18	NE1	TAL IRV
Total/NA	Analysis	6020		20			624823	09/17/20 14:14	MQP	TAL IRV
Total/NA	Prep	7471A			0.51 g	50 mL	624764	09/17/20 10:12	EMS	TAL IRV
Total/NA	Analysis	7471A		1			624833	09/17/20 14:43	EMS	TAL IRV

Client Sample ID: JC-PG4-3
Date Collected: 09/16/20 09:39
Date Received: 09/16/20 14:30

Lab Sample ID: 440-271915-11
Matrix: Solid

Prep Type	Batch Type	Batch Method	Run	Dil Factor	Initial Amount	Final Amount	Batch Number	Prepared or Analyzed	Analyst	Lab
Total/NA	Prep	3546			19.92 g	10 mL	95205	09/17/20 09:55	F7UI	ECL 1
Total/NA	Analysis	8081A		1			95507	09/18/20 15:03	UHHN	ECL 1
Total/NA	Prep	3050B			2.02 g	50 mL	624745	09/17/20 08:18	NE1	TAL IRV
Total/NA	Analysis	6020		20			624823	09/17/20 14:16	MQP	TAL IRV
Total/NA	Prep	7471A			0.49 g	50 mL	624764	09/17/20 10:12	EMS	TAL IRV
Total/NA	Analysis	7471A		1			624833	09/17/20 14:46	EMS	TAL IRV

Lab Chronicle

Client: Leighton Consulting Inc
Project/Site: Cabrillo Elementary

Job ID: 440-271915-1
SDG: Playground

Client Sample ID: JC-PG4-5

Lab Sample ID: 440-271915-12

Date Collected: 09/16/20 09:42
Date Received: 09/16/20 14:30

Matrix: Solid

Prep Type	Batch Type	Batch Method	Run	Dil Factor	Initial Amount	Final Amount	Batch Number	Prepared or Analyzed	Analyst	Lab
Total/NA	Prep	3546			20.20 g	10 mL	95205	09/17/20 09:55	F7UI	ECL 1
Total/NA	Analysis	8081A		1			95507	09/18/20 15:18	UHHN	ECL 1
Total/NA	Prep	3050B			2.00 g	50 mL	624745	09/17/20 08:18	NE1	TAL IRV
Total/NA	Analysis	6020		20			624823	09/17/20 14:18	MQP	TAL IRV
Total/NA	Prep	7471A			0.49 g	50 mL	624764	09/17/20 10:12	EMS	TAL IRV
Total/NA	Analysis	7471A		1			624833	09/17/20 14:48	EMS	TAL IRV

Client Sample ID: JC-PG5-1

Lab Sample ID: 440-271915-13

Date Collected: 09/16/20 09:51
Date Received: 09/16/20 14:30

Matrix: Solid

Prep Type	Batch Type	Batch Method	Run	Dil Factor	Initial Amount	Final Amount	Batch Number	Prepared or Analyzed	Analyst	Lab
Total/NA	Prep	3546			20.21 g	10 mL	95205	09/17/20 09:55	F7UI	ECL 1
Total/NA	Analysis	8081A		1			95507	09/18/20 15:32	UHHN	ECL 1
Total/NA	Prep	3545			20.21 g	10 mL	95187	09/17/20 09:27	F7UI	ECL 1
Total/NA	Analysis	8082		1			95360	09/18/20 14:45	UHHN	ECL 1
Total/NA	Prep	3050B			1.98 g	50 mL	624745	09/17/20 08:18	NE1	TAL IRV
Total/NA	Analysis	6020		20			624823	09/17/20 14:40	MQP	TAL IRV
Total/NA	Prep	7471A			0.49 g	50 mL	624764	09/17/20 10:12	EMS	TAL IRV
Total/NA	Analysis	7471A		1			624833	09/17/20 14:50	EMS	TAL IRV

Client Sample ID: JC-PG5-3

Lab Sample ID: 440-271915-14

Date Collected: 09/16/20 09:54
Date Received: 09/16/20 14:30

Matrix: Solid

Prep Type	Batch Type	Batch Method	Run	Dil Factor	Initial Amount	Final Amount	Batch Number	Prepared or Analyzed	Analyst	Lab
Total/NA	Prep	3546			20.12 g	10 mL	95205	09/17/20 09:55	F7UI	ECL 1
Total/NA	Analysis	8081A		1			95507	09/18/20 15:46	UHHN	ECL 1
Total/NA	Prep	3050B			2.01 g	50 mL	624745	09/17/20 08:18	NE1	TAL IRV
Total/NA	Analysis	6020		20			624823	09/17/20 14:45	MQP	TAL IRV
Total/NA	Prep	7471A			0.50 g	50 mL	624764	09/17/20 10:12	EMS	TAL IRV
Total/NA	Analysis	7471A		1			624833	09/17/20 14:52	EMS	TAL IRV

Client Sample ID: JC-PG5-5

Lab Sample ID: 440-271915-15

Date Collected: 09/16/20 10:01
Date Received: 09/16/20 14:30

Matrix: Solid

Prep Type	Batch Type	Batch Method	Run	Dil Factor	Initial Amount	Final Amount	Batch Number	Prepared or Analyzed	Analyst	Lab
Total/NA	Prep	3546			19.96 g	10 mL	95205	09/17/20 09:55	F7UI	ECL 1
Total/NA	Analysis	8081A		1			95507	09/18/20 16:01	UHHN	ECL 1
Total/NA	Prep	3050B			1.99 g	50 mL	624745	09/17/20 08:18	NE1	TAL IRV
Total/NA	Analysis	6020		20			624823	09/17/20 14:47	MQP	TAL IRV
Total/NA	Prep	7471A			0.51 g	50 mL	624764	09/17/20 10:12	EMS	TAL IRV
Total/NA	Analysis	7471A		1			624833	09/17/20 14:54	EMS	TAL IRV

Client Sample ID: JC-PG6-1

Lab Sample ID: 440-271915-16

Date Collected: 09/16/20 10:13

Matrix: Solid

Date Received: 09/16/20 14:30

Prep Type	Batch Type	Batch Method	Run	Dil Factor	Initial Amount	Final Amount	Batch Number	Prepared or Analyzed	Analyst	Lab
Total/NA	Prep	3546			20.41 g	10 mL	95193	09/17/20 09:38	F7UI	ECL 1
Total/NA	Analysis	8081A		1			95352	09/18/20 04:37	UHHN	ECL 1
Total/NA	Prep	3545			20.41 g	10 mL	95187	09/17/20 09:27	F7UI	ECL 1
Total/NA	Analysis	8082		1			95360	09/18/20 15:03	UHHN	ECL 1
Total/NA	Prep	3050B			2.01 g	50 mL	624745	09/17/20 08:18	NE1	TAL IRV
Total/NA	Analysis	6020		20			624823	09/17/20 14:49	MQP	TAL IRV
Total/NA	Prep	7471A			0.49 g	50 mL	624764	09/17/20 10:12	EMS	TAL IRV
Total/NA	Analysis	7471A		1			624833	09/17/20 14:56	EMS	TAL IRV

Client Sample ID: JC-PG6-3

Lab Sample ID: 440-271915-17

Date Collected: 09/16/20 10:26

Matrix: Solid

Date Received: 09/16/20 14:30

Prep Type	Batch Type	Batch Method	Run	Dil Factor	Initial Amount	Final Amount	Batch Number	Prepared or Analyzed	Analyst	Lab
Total/NA	Prep	3546			20.06 g	10 mL	95193	09/17/20 09:38	F7UI	ECL 1
Total/NA	Analysis	8081A		1			95352	09/18/20 04:52	UHHN	ECL 1
Total/NA	Prep	3050B			2.00 g	50 mL	624745	09/17/20 08:18	NE1	TAL IRV
Total/NA	Analysis	6020		20			624823	09/17/20 14:51	MQP	TAL IRV
Total/NA	Prep	7471A			0.49 g	50 mL	624764	09/17/20 10:12	EMS	TAL IRV
Total/NA	Analysis	7471A		1			624833	09/17/20 15:03	EMS	TAL IRV

Client Sample ID: JC-PG6-5

Lab Sample ID: 440-271915-18

Date Collected: 09/16/20 10:28

Matrix: Solid

Date Received: 09/16/20 14:30

Prep Type	Batch Type	Batch Method	Run	Dil Factor	Initial Amount	Final Amount	Batch Number	Prepared or Analyzed	Analyst	Lab
Total/NA	Prep	3546			20.02 g	10 mL	95193	09/17/20 09:38	F7UI	ECL 1
Total/NA	Analysis	8081A		1			95352	09/18/20 05:06	UHHN	ECL 1
Total/NA	Prep	3050B			1.98 g	50 mL	624745	09/17/20 08:18	NE1	TAL IRV
Total/NA	Analysis	6020		20			624823	09/17/20 14:53	MQP	TAL IRV
Total/NA	Prep	7471A			0.50 g	50 mL	624764	09/17/20 10:12	EMS	TAL IRV
Total/NA	Analysis	7471A		1			624833	09/17/20 15:05	EMS	TAL IRV

Client Sample ID: JC-PG7-1

Lab Sample ID: 440-271915-19

Date Collected: 09/16/20 10:56

Matrix: Solid

Date Received: 09/16/20 14:30

Prep Type	Batch Type	Batch Method	Run	Dil Factor	Initial Amount	Final Amount	Batch Number	Prepared or Analyzed	Analyst	Lab
Total/NA	Prep	3546			20.10 g	10 mL	95193	09/17/20 09:38	F7UI	ECL 1
Total/NA	Analysis	8081A		1			95352	09/18/20 05:20	UHHN	ECL 1
Total/NA	Prep	3545			20.10 g	10 mL	95187	09/17/20 09:27	F7UI	ECL 1
Total/NA	Analysis	8082		1			95360	09/18/20 15:21	UHHN	ECL 1
Total/NA	Prep	3050B			2.01 g	50 mL	624745	09/17/20 08:18	NE1	TAL IRV
Total/NA	Analysis	6020		20			624823	09/17/20 14:55	MQP	TAL IRV

Lab Chronicle

Client: Leighton Consulting Inc
Project/Site: Cabrillo Elementary

Job ID: 440-271915-1
SDG: Playground

Client Sample ID: JC-PG7-1

Date Collected: 09/16/20 10:56
Date Received: 09/16/20 14:30

Lab Sample ID: 440-271915-19

Matrix: Solid

Prep Type	Batch Type	Batch Method	Run	Dil Factor	Initial Amount	Final Amount	Batch Number	Prepared or Analyzed	Analyst	Lab
Total/NA	Prep	7471A			0.49 g	50 mL	624764	09/17/20 10:12	EMS	TAL IRV
Total/NA	Analysis	7471A		1			624833	09/17/20 15:07	EMS	TAL IRV

Client Sample ID: JC-PG7-3

Date Collected: 09/16/20 11:00
Date Received: 09/16/20 14:30

Lab Sample ID: 440-271915-20

Matrix: Solid

Prep Type	Batch Type	Batch Method	Run	Dil Factor	Initial Amount	Final Amount	Batch Number	Prepared or Analyzed	Analyst	Lab
Total/NA	Prep	3546			20.19 g	10 mL	95193	09/17/20 09:38	F7UI	ECL 1
Total/NA	Analysis	8081A		1			95352	09/18/20 05:34	UHHN	ECL 1
Total/NA	Prep	3050B			2.02 g	50 mL	624745	09/17/20 08:18	NE1	TAL IRV
Total/NA	Analysis	6020		20			624823	09/17/20 14:57	MQP	TAL IRV
Total/NA	Prep	7471A			0.49 g	50 mL	624764	09/17/20 10:12	EMS	TAL IRV
Total/NA	Analysis	7471A		1			624833	09/17/20 15:09	EMS	TAL IRV

Client Sample ID: JC-PG7-5

Date Collected: 09/16/20 11:04
Date Received: 09/16/20 14:30

Lab Sample ID: 440-271915-21

Matrix: Solid

Prep Type	Batch Type	Batch Method	Run	Dil Factor	Initial Amount	Final Amount	Batch Number	Prepared or Analyzed	Analyst	Lab
Total/NA	Prep	3546			20.78 g	10 mL	95193	09/17/20 09:38	F7UI	ECL 1
Total/NA	Analysis	8081A		1			95352	09/18/20 05:48	UHHN	ECL 1
Total/NA	Prep	3050B			1.97 g	50 mL	624746	09/17/20 08:22	NE1	TAL IRV
Total/NA	Analysis	6020		20			624839	09/17/20 15:30	MQP	TAL IRV
Total/NA	Prep	7471A			0.50 g	50 mL	624765	09/17/20 10:15	EMS	TAL IRV
Total/NA	Analysis	7471A		1			624844	09/17/20 15:41	EMS	TAL IRV

Client Sample ID: JC-PG8-1

Date Collected: 09/16/20 10:36
Date Received: 09/16/20 14:30

Lab Sample ID: 440-271915-22

Matrix: Solid

Prep Type	Batch Type	Batch Method	Run	Dil Factor	Initial Amount	Final Amount	Batch Number	Prepared or Analyzed	Analyst	Lab
Total/NA	Prep	3546			20.00 g	10 mL	95193	09/17/20 09:38	F7UI	ECL 1
Total/NA	Analysis	8081A		1			95352	09/18/20 06:03	UHHN	ECL 1
Total/NA	Prep	3545			20.00 g	10 mL	95187	09/17/20 09:27	F7UI	ECL 1
Total/NA	Analysis	8082		1			95360	09/18/20 15:39	UHHN	ECL 1
Total/NA	Prep	3050B			2.00 g	50 mL	624746	09/17/20 08:22	NE1	TAL IRV
Total/NA	Analysis	6020		20			624839	09/17/20 15:44	MQP	TAL IRV
Total/NA	Prep	7471A			0.50 g	50 mL	624765	09/17/20 10:15	EMS	TAL IRV
Total/NA	Analysis	7471A		1			624844	09/17/20 15:49	EMS	TAL IRV

Lab Chronicle

Client: Leighton Consulting Inc
Project/Site: Cabrillo Elementary

Job ID: 440-271915-1
SDG: Playground

Client Sample ID: JC-PG8-3

Date Collected: 09/16/20 10:42
Date Received: 09/16/20 14:30

Lab Sample ID: 440-271915-23

Matrix: Solid

Prep Type	Batch Type	Batch Method	Run	Dil Factor	Initial Amount	Final Amount	Batch Number	Prepared or Analyzed	Analyst	Lab
Total/NA	Prep	3546			20.21 g	10 mL	95193	09/17/20 09:38	F7UI	ECL 1
Total/NA	Analysis	8081A		1			95352	09/18/20 06:17	UHHN	ECL 1
Total/NA	Prep	3050B			2.01 g	50 mL	624746	09/17/20 08:22	NE1	TAL IRV
Total/NA	Analysis	6020		20			624839	09/17/20 15:46	MQP	TAL IRV
Total/NA	Prep	7471A			0.50 g	50 mL	624765	09/17/20 10:15	EMS	TAL IRV
Total/NA	Analysis	7471A		1			624844	09/17/20 15:52	EMS	TAL IRV

Client Sample ID: JC-PG8-5

Date Collected: 09/16/20 10:47
Date Received: 09/16/20 14:30

Lab Sample ID: 440-271915-24

Matrix: Solid

Prep Type	Batch Type	Batch Method	Run	Dil Factor	Initial Amount	Final Amount	Batch Number	Prepared or Analyzed	Analyst	Lab
Total/NA	Prep	3546			20.33 g	10 mL	95193	09/17/20 09:38	F7UI	ECL 1
Total/NA	Analysis	8081A		1			95352	09/18/20 06:31	UHHN	ECL 1
Total/NA	Prep	3050B			1.99 g	50 mL	624746	09/17/20 08:22	NE1	TAL IRV
Total/NA	Analysis	6020		20			624839	09/17/20 15:48	MQP	TAL IRV
Total/NA	Prep	7471A			0.49 g	50 mL	624765	09/17/20 10:15	EMS	TAL IRV
Total/NA	Analysis	7471A		1			624844	09/17/20 15:54	EMS	TAL IRV

Laboratory References:

ECL 1 = Eurofins Calscience LLC Lincoln, 7440 Lincoln Way, Garden Grove, CA 92841, TEL (714)895-5494

TAL IRV = Eurofins Calscience Irvine, 17461 Derian Ave, Suite 100, Irvine, CA 92614-5817, TEL (949)261-1022

Method: 8081A - Organochlorine Pesticides (GC)

Lab Sample ID: MB 570-95193/1-A
Matrix: Solid
Analysis Batch: 95352

Client Sample ID: Method Blank
Prep Type: Total/NA
Prep Batch: 95193

Analyte	MB Result	MB Qualifier	RL	MDL	Unit	D	Prepared	Analyzed	Dil Fac
4,4'-DDD	ND		25	0.99	ug/Kg		09/17/20 09:38	09/18/20 02:16	1
4,4'-DDE	ND		25	0.54	ug/Kg		09/17/20 09:38	09/18/20 02:16	1
4,4'-DDT	ND		25	0.36	ug/Kg		09/17/20 09:38	09/18/20 02:16	1
Aldrin	ND		25	0.30	ug/Kg		09/17/20 09:38	09/18/20 02:16	1
alpha-BHC	ND		25	3.0	ug/Kg		09/17/20 09:38	09/18/20 02:16	1
alpha-Chlordane	ND		25	1.3	ug/Kg		09/17/20 09:38	09/18/20 02:16	1
beta-BHC	ND		25	3.7	ug/Kg		09/17/20 09:38	09/18/20 02:16	1
Chlordane	ND		130	2.4	ug/Kg		09/17/20 09:38	09/18/20 02:16	1
delta-BHC	ND		25	3.3	ug/Kg		09/17/20 09:38	09/18/20 02:16	1
Dieldrin	ND		25	0.25	ug/Kg		09/17/20 09:38	09/18/20 02:16	1
Endosulfan I	ND		25	0.44	ug/Kg		09/17/20 09:38	09/18/20 02:16	1
Endosulfan II	ND		25	0.31	ug/Kg		09/17/20 09:38	09/18/20 02:16	1
Endosulfan sulfate	ND		25	0.40	ug/Kg		09/17/20 09:38	09/18/20 02:16	1
Endrin	ND		25	0.33	ug/Kg		09/17/20 09:38	09/18/20 02:16	1
Endrin aldehyde	ND		25	0.73	ug/Kg		09/17/20 09:38	09/18/20 02:16	1
Endrin ketone	ND		25	0.48	ug/Kg		09/17/20 09:38	09/18/20 02:16	1
gamma-BHC	ND		25	0.62	ug/Kg		09/17/20 09:38	09/18/20 02:16	1
gamma-Chlordane	ND		25	0.26	ug/Kg		09/17/20 09:38	09/18/20 02:16	1
Heptachlor	ND		25	0.89	ug/Kg		09/17/20 09:38	09/18/20 02:16	1
Heptachlor epoxide	ND		25	0.67	ug/Kg		09/17/20 09:38	09/18/20 02:16	1
Methoxychlor	ND		25	0.81	ug/Kg		09/17/20 09:38	09/18/20 02:16	1
Toxaphene	ND		130	20	ug/Kg		09/17/20 09:38	09/18/20 02:16	1

Surrogate	*MB %Recovery*	*MB Qualifier*	*Limits*	*Prepared*	*Analyzed*	*Dil Fac*
DCB Decachlorobiphenyl (Surr)	*95*		*20 - 155*	*09/17/20 09:38*	*09/18/20 02:16*	*1*
Tetrachloro-m-xylene	*89*		*25 - 126*	*09/17/20 09:38*	*09/18/20 02:16*	*1*

Lab Sample ID: LCS 570-95193/2-A
Matrix: Solid
Analysis Batch: 95352

Client Sample ID: Lab Control Sample
Prep Type: Total/NA
Prep Batch: 95193

Analyte	Spike Added	LCS Result	LCS Qualifier	Unit	D	%Rec	%Rec. Limits
4,4'-DDD	25.0	31.5		ug/Kg		126	50 - 149
4,4'-DDE	25.0	32.3		ug/Kg		129	48 - 144
4,4'-DDT	25.0	31.9		ug/Kg		128	37 - 149
Aldrin	25.0	28.5		ug/Kg		114	43 - 139
alpha-BHC	25.0	29.3		ug/Kg		117	51 - 138
alpha-Chlordane	25.0	30.2		ug/Kg		121	47 - 136
beta-BHC	25.0	30.1		ug/Kg		120	47 - 135
delta-BHC	25.0	17.6	J	ug/Kg		71	40 - 146
Dieldrin	25.0	30.5		ug/Kg		122	48 - 141
Endosulfan I	25.0	30.1		ug/Kg		120	43 - 139
Endosulfan II	25.0	30.1		ug/Kg		120	48 - 142
Endosulfan sulfate	25.0	28.2		ug/Kg		113	47 - 144
Endrin	25.0	31.5		ug/Kg		126	35 - 144
Endrin aldehyde	25.0	29.6		ug/Kg		118	35 - 138
gamma-BHC	25.0	30.1		ug/Kg		120	51 - 137
gamma-Chlordane	25.0	30.6		ug/Kg		122	33 - 155

Method: 8081A - Organochlorine Pesticides (GC) (Continued)

Lab Sample ID: LCS 570-95193/2-A
Matrix: Solid
Analysis Batch: 95352

Client Sample ID: Lab Control Sample
Prep Type: Total/NA
Prep Batch: 95193

Analyte	Spike Added	LCS Result	LCS Qualifier	Unit	D	%Rec	%Rec. Limits
Heptachlor	25.0	29.3		ug/Kg		117	47 - 137
Heptachlor epoxide	25.0	29.9		ug/Kg		120	49 - 135
Methoxychlor	25.0	31.3		ug/Kg		125	39 - 142

Surrogate	*LCS %Recovery*	*LCS Qualifier*	*Limits*
DCB Decachlorobiphenyl (Surr)	*98*		*20 - 155*
Tetrachloro-m-xylene	*96*		*25 - 126*

Lab Sample ID: LCSD 570-95193/3-A
Matrix: Solid
Analysis Batch: 95352

Client Sample ID: Lab Control Sample Dup
Prep Type: Total/NA
Prep Batch: 95193

Analyte	Spike Added	LCSD Result	LCSD Qualifier	Unit	D	%Rec	%Rec. Limits	RPD	RPD Limit
4,4'-DDD	25.0	33.6		ug/Kg		134	50 - 149	7	17
4,4'-DDE	25.0	33.9		ug/Kg		136	48 - 144	5	18
4,4'-DDT	25.0	34.1		ug/Kg		136	37 - 149	7	17
Aldrin	25.0	28.7		ug/Kg		115	43 - 139	1	15
alpha-BHC	25.0	29.0		ug/Kg		116	51 - 138	1	17
alpha-Chlordane	25.0	30.4		ug/Kg		122	47 - 136	1	16
beta-BHC	25.0	29.8		ug/Kg		119	47 - 135	1	17
delta-BHC	25.0	17.9	J	ug/Kg		72	40 - 146	1	20
Dieldrin	25.0	30.8		ug/Kg		123	48 - 141	1	16
Endosulfan I	25.0	30.1		ug/Kg		120	43 - 139	0	16
Endosulfan II	25.0	30.6		ug/Kg		122	48 - 142	2	16
Endosulfan sulfate	25.0	28.9		ug/Kg		115	47 - 144	2	16
Endrin	25.0	32.2		ug/Kg		129	35 - 144	2	18
Endrin aldehyde	25.0	30.6		ug/Kg		123	35 - 138	4	13
gamma-BHC	25.0	29.9		ug/Kg		120	51 - 137	1	17
gamma-Chlordane	25.0	31.4		ug/Kg		126	33 - 155	3	59
Heptachlor	25.0	29.0		ug/Kg		116	47 - 137	1	17
Heptachlor epoxide	25.0	29.8		ug/Kg		119	49 - 135	1	17
Methoxychlor	25.0	32.7		ug/Kg		131	39 - 142	5	17

Surrogate	*LCSD %Recovery*	*LCSD Qualifier*	*Limits*
DCB Decachlorobiphenyl (Surr)	*102*		*20 - 155*
Tetrachloro-m-xylene	*96*		*25 - 126*

Lab Sample ID: 440-271915-17 MS
Matrix: Solid
Analysis Batch: 95352

Client Sample ID: JC-PG6-3
Prep Type: Total/NA
Prep Batch: 95193

Analyte	Sample Result	Sample Qualifier	Spike Added	MS Result	MS Qualifier	Unit	D	%Rec	%Rec. Limits
4,4'-DDD	ND		24.7	24.8	J	ug/Kg		100	12 - 180
4,4'-DDE	ND		24.7	24.9	J	ug/Kg		101	8 - 184
4,4'-DDT	ND		24.7	25.2		ug/Kg		102	2 - 187
Aldrin	ND		24.7	21.2	J	ug/Kg		86	9 - 153
alpha-BHC	ND		24.7	22.1	J	ug/Kg		89	10 - 149
alpha-Chlordane	ND		24.7	22.0	J	ug/Kg		89	9 - 161

Method: 8081A - Organochlorine Pesticides (GC) (Continued)

Lab Sample ID: 440-271915-17 MS
Matrix: Solid
Analysis Batch: 95352

Client Sample ID: JC-PG6-3
Prep Type: Total/NA
Prep Batch: 95193

Analyte	Sample Result	Sample Qualifier	Spike Added	MS Result	MS Qualifier	Unit	D	%Rec	%Rec. Limits
beta-BHC	ND		24.7	22.2	J	ug/Kg		90	9 - 156
delta-BHC	ND		24.7	13.2	J	ug/Kg		53	6 - 162
Dieldrin	ND		24.7	23.0	J	ug/Kg		93	11 - 164
Endosulfan I	ND		24.7	23.1	J	ug/Kg		93	4 - 156
Endosulfan II	ND		24.7	32.6		ug/Kg		132	12 - 161
Endosulfan sulfate	ND		24.7	21.9	J	ug/Kg		88	10 - 165
Endrin	ND		24.7	20.2	J	ug/Kg		82	6 - 166
Endrin aldehyde	ND		24.7	25.4		ug/Kg		103	1 - 156
gamma-BHC	ND		24.7	22.2	J	ug/Kg		90	9 - 154
gamma-Chlordane	0.52	J p	24.7	23.3	J	ug/Kg		92	7 - 177
Heptachlor	ND		24.7	22.1	J	ug/Kg		90	3 - 150
Heptachlor epoxide	ND		24.7	21.8	J	ug/Kg		88	7 - 169
Methoxychlor	ND		24.7	23.4	J	ug/Kg		95	8 - 163

Lab Sample ID: 440-271915-17 MSD
Matrix: Solid
Analysis Batch: 95352

Client Sample ID: JC-PG6-3
Prep Type: Total/NA
Prep Batch: 95193

Analyte	Sample Result	Sample Qualifier	Spike Added	MSD Result	MSD Qualifier	Unit	D	%Rec	%Rec. Limits	RPD	RPD Limit
4,4'-DDD	ND		25.0	27.9		ug/Kg		112	12 - 180	12	79
4,4'-DDE	ND		25.0	29.0		ug/Kg		116	8 - 184	15	76
4,4'-DDT	ND		25.0	26.8		ug/Kg		107	2 - 187	6	78
Aldrin	ND		25.0	23.8	J	ug/Kg		95	9 - 153	12	77
alpha-BHC	ND		25.0	24.1	J	ug/Kg		96	10 - 149	9	85
alpha-Chlordane	ND		25.0	24.6	J	ug/Kg		98	9 - 161	11	79
beta-BHC	ND		25.0	25.1		ug/Kg		100	9 - 156	12	78
delta-BHC	ND		25.0	14.9	J	ug/Kg		60	6 - 162	13	85
Dieldrin	ND		25.0	25.1		ug/Kg		101	11 - 164	9	77
Endosulfan I	ND		25.0	24.4	J	ug/Kg		98	4 - 156	6	77
Endosulfan II	ND		25.0	25.0		ug/Kg		100	12 - 161	26	77
Endosulfan sulfate	ND		25.0	23.8	J	ug/Kg		95	10 - 165	8	73
Endrin	ND		25.0	24.0	J	ug/Kg		96	6 - 166	17	82
Endrin aldehyde	ND		25.0	25.8		ug/Kg		103	1 - 156	1	83
gamma-BHC	ND		25.0	24.4	J	ug/Kg		97	9 - 154	9	79
gamma-Chlordane	0.52	J p	25.0	25.0		ug/Kg		98	7 - 177	7	84
Heptachlor	ND		25.0	24.0	J	ug/Kg		96	3 - 150	8	85
Heptachlor epoxide	ND		25.0	24.6	J	ug/Kg		98	7 - 169	12	79
Methoxychlor	ND		25.0	25.3		ug/Kg		101	8 - 163	8	78

Surrogate	*MSD %Recovery*	*MSD Qualifier*	*Limits*
DCB Decachlorobiphenyl (Surr)	*82*		*20 - 155*
Tetrachloro-m-xylene	*85*		*25 - 126*

Lab Sample ID: MB 570-95205/1-A
Matrix: Solid
Analysis Batch: 95507

Client Sample ID: Method Blank
Prep Type: Total/NA
Prep Batch: 95205

Analyte	MB Result	MB Qualifier	RL	MDL	Unit	D	Prepared	Analyzed	Dil Fac
4,4'-DDD	ND		25	0.99	ug/Kg		09/17/20 09:55	09/18/20 11:29	1

Method: 8081A - Organochlorine Pesticides (GC) (Continued)

Lab Sample ID: MB 570-95205/1-A
Matrix: Solid
Analysis Batch: 95507

Client Sample ID: Method Blank
Prep Type: Total/NA
Prep Batch: 95205

Analyte	MB Result	MB Qualifier	RL	MDL	Unit	D	Prepared	Analyzed	Dil Fac
4,4'-DDE	ND		25	0.54	ug/Kg		09/17/20 09:55	09/18/20 11:29	1
4,4'-DDT	ND		25	0.36	ug/Kg		09/17/20 09:55	09/18/20 11:29	1
Aldrin	ND		25	0.30	ug/Kg		09/17/20 09:55	09/18/20 11:29	1
alpha-BHC	ND		25	3.0	ug/Kg		09/17/20 09:55	09/18/20 11:29	1
alpha-Chlordane	ND		25	1.3	ug/Kg		09/17/20 09:55	09/18/20 11:29	1
beta-BHC	ND		25	3.7	ug/Kg		09/17/20 09:55	09/18/20 11:29	1
Chlordane	ND		130	2.4	ug/Kg		09/17/20 09:55	09/18/20 11:29	1
delta-BHC	ND		25	3.3	ug/Kg		09/17/20 09:55	09/18/20 11:29	1
Dieldrin	ND		25	0.25	ug/Kg		09/17/20 09:55	09/18/20 11:29	1
Endosulfan I	ND		25	0.44	ug/Kg		09/17/20 09:55	09/18/20 11:29	1
Endosulfan II	ND		25	0.31	ug/Kg		09/17/20 09:55	09/18/20 11:29	1
Endosulfan sulfate	ND		25	0.40	ug/Kg		09/17/20 09:55	09/18/20 11:29	1
Endrin	ND		25	0.33	ug/Kg		09/17/20 09:55	09/18/20 11:29	1
Endrin aldehyde	ND		25	0.73	ug/Kg		09/17/20 09:55	09/18/20 11:29	1
Endrin ketone	ND		25	0.48	ug/Kg		09/17/20 09:55	09/18/20 11:29	1
gamma-BHC	ND		25	0.62	ug/Kg		09/17/20 09:55	09/18/20 11:29	1
gamma-Chlordane	ND		25	0.26	ug/Kg		09/17/20 09:55	09/18/20 11:29	1
Heptachlor	ND		25	0.89	ug/Kg		09/17/20 09:55	09/18/20 11:29	1
Heptachlor epoxide	ND		25	0.67	ug/Kg		09/17/20 09:55	09/18/20 11:29	1
Methoxychlor	ND		25	0.81	ug/Kg		09/17/20 09:55	09/18/20 11:29	1
Toxaphene	ND		130	20	ug/Kg		09/17/20 09:55	09/18/20 11:29	1

Surrogate	*MB %Recovery*	*MB Qualifier*	*Limits*	*Prepared*	*Analyzed*	*Dil Fac*
DCB Decachlorobiphenyl (Surr)	*80*		*20 - 155*	*09/17/20 09:55*	*09/18/20 11:29*	*1*
Tetrachloro-m-xylene	*75*		*25 - 126*	*09/17/20 09:55*	*09/18/20 11:29*	*1*

Lab Sample ID: LCS 570-95205/2-A
Matrix: Solid
Analysis Batch: 95507

Client Sample ID: Lab Control Sample
Prep Type: Total/NA
Prep Batch: 95205

Analyte	Spike Added	LCS Result	LCS Qualifier	Unit	D	%Rec	%Rec. Limits
4,4'-DDD	25.0	25.8		ug/Kg		103	50 - 149
4,4'-DDE	25.0	25.7		ug/Kg		103	48 - 144
4,4'-DDT	25.0	26.3		ug/Kg		105	37 - 149
Aldrin	25.0	23.6	J	ug/Kg		94	43 - 139
alpha-BHC	25.0	24.7	J	ug/Kg		99	51 - 138
alpha-Chlordane	25.0	24.4	J	ug/Kg		97	47 - 136
beta-BHC	25.0	25.0		ug/Kg		100	47 - 135
delta-BHC	25.0	14.1	J	ug/Kg		57	40 - 146
Dieldrin	25.0	24.5	J	ug/Kg		98	48 - 141
Endosulfan I	25.0	24.2	J	ug/Kg		97	43 - 139
Endosulfan II	25.0	24.0	J	ug/Kg		96	48 - 142
Endosulfan sulfate	25.0	23.6	J	ug/Kg		94	47 - 144
Endrin	25.0	24.0	J	ug/Kg		96	35 - 144
Endrin aldehyde	25.0	25.7		ug/Kg		103	35 - 138
gamma-BHC	25.0	25.2		ug/Kg		101	51 - 137
gamma-Chlordane	25.0	25.6		ug/Kg		103	33 - 155
Heptachlor	25.0	24.4	J	ug/Kg		98	47 - 137

Method: 8081A - Organochlorine Pesticides (GC) (Continued)

Lab Sample ID: LCS 570-95205/2-A
Matrix: Solid
Analysis Batch: 95507

Client Sample ID: Lab Control Sample
Prep Type: Total/NA
Prep Batch: 95205

Analyte	Spike Added	LCS Result	LCS Qualifier	Unit	D	%Rec	%Rec. Limits
Heptachlor epoxide	25.0	24.7	J	ug/Kg		99	49 - 135
Methoxychlor	25.0	24.0	J	ug/Kg		96	39 - 142

Surrogate	*LCS %Recovery*	*LCS Qualifier*	*Limits*
DCB Decachlorobiphenyl (Surr)	*80*		*20 - 155*
Tetrachloro-m-xylene	*80*		*25 - 126*

Lab Sample ID: LCSD 570-95205/3-A
Matrix: Solid
Analysis Batch: 95507

Client Sample ID: Lab Control Sample Dup
Prep Type: Total/NA
Prep Batch: 95205

Analyte	Spike Added	LCSD Result	LCSD Qualifier	Unit	D	%Rec	%Rec. Limits	RPD	RPD Limit
4,4'-DDD	25.0	27.6		ug/Kg		110	50 - 149	7	17
4,4'-DDE	25.0	27.0		ug/Kg		108	48 - 144	5	18
4,4'-DDT	25.0	28.0		ug/Kg		112	37 - 149	6	17
Aldrin	25.0	23.9	J	ug/Kg		95	43 - 139	1	15
alpha-BHC	25.0	24.6	J	ug/Kg		98	51 - 138	0	17
alpha-Chlordane	25.0	25.0		ug/Kg		100	47 - 136	3	16
beta-BHC	25.0	26.6		ug/Kg		107	47 - 135	6	17
delta-BHC	25.0	14.2	J	ug/Kg		57	40 - 146	1	20
Dieldrin	25.0	25.4		ug/Kg		102	48 - 141	4	16
Endosulfan I	25.0	21.7	J	ug/Kg		87	43 - 139	11	16
Endosulfan II	25.0	25.0		ug/Kg		100	48 - 142	4	16
Endosulfan sulfate	25.0	24.8	J	ug/Kg		99	47 - 144	5	16
Endrin	25.0	23.5	J	ug/Kg		94	35 - 144	2	18
Endrin aldehyde	25.0	26.1		ug/Kg		104	35 - 138	2	13
gamma-BHC	25.0	25.6		ug/Kg		102	51 - 137	2	17
gamma-Chlordane	25.0	26.4		ug/Kg		106	33 - 155	3	59
Heptachlor	25.0	21.5	J	ug/Kg		86	47 - 137	13	17
Heptachlor epoxide	25.0	25.0		ug/Kg		100	49 - 135	2	17
Methoxychlor	25.0	24.9	J	ug/Kg		99	39 - 142	4	17

Surrogate	*LCSD %Recovery*	*LCSD Qualifier*	*Limits*
DCB Decachlorobiphenyl (Surr)	*84*		*20 - 155*
Tetrachloro-m-xylene	*80*		*25 - 126*

Lab Sample ID: 440-271915-2 MS
Matrix: Solid
Analysis Batch: 95507

Client Sample ID: JC-PG1-3
Prep Type: Total/NA
Prep Batch: 95205

Surrogate	*MS %Recovery*	*MS Qualifier*	*Limits*
DCB Decachlorobiphenyl (Surr)	*72*		*20 - 155*
Tetrachloro-m-xylene	*68*		*25 - 126*

Method: 8081A - Organochlorine Pesticides (GC) (Continued)

Lab Sample ID: 440-271915-2 MSD
Matrix: Solid
Analysis Batch: 95507

Client Sample ID: JC-PG1-3
Prep Type: Total/NA
Prep Batch: 95205

Surrogate	MSD %Recovery	MSD Qualifier	Limits
DCB Decachlorobiphenyl (Surr)	80		20 - 155
Tetrachloro-m-xylene	74		25 - 126

Method: 8082 - Polychlorinated Biphenyls (PCBs) by Gas Chromatography

Lab Sample ID: MB 570-95187/1-A
Matrix: Solid
Analysis Batch: 95521

Client Sample ID: Method Blank
Prep Type: Total/NA
Prep Batch: 95187

Analyte	MB Result	MB Qualifier	RL	MDL	Unit	D	Prepared	Analyzed	Dil Fac
Aroclor-1016	ND		50	13	ug/Kg		09/17/20 09:27	09/18/20 10:45	1
Aroclor-1221	ND		50	13	ug/Kg		09/17/20 09:27	09/18/20 10:45	1
Aroclor-1232	ND		50	13	ug/Kg		09/17/20 09:27	09/18/20 10:45	1
Aroclor-1242	ND		50	13	ug/Kg		09/17/20 09:27	09/18/20 10:45	1
Aroclor-1248	ND		50	13	ug/Kg		09/17/20 09:27	09/18/20 10:45	1
Aroclor-1254	ND		50	15	ug/Kg		09/17/20 09:27	09/18/20 10:45	1
Aroclor-1260	ND		50	15	ug/Kg		09/17/20 09:27	09/18/20 10:45	1
Aroclor-1262	ND		50	15	ug/Kg		09/17/20 09:27	09/18/20 10:45	1
Aroclor-1268	ND		50	15	ug/Kg		09/17/20 09:27	09/18/20 10:45	1

Surrogate	MB %Recovery	MB Qualifier	Limits	Prepared	Analyzed	Dil Fac
DCB Decachlorobiphenyl (Surr)	118		20 - 155	09/17/20 09:27	09/18/20 10:45	1
Tetrachloro-m-xylene (Surr)	118		25 - 126	09/17/20 09:27	09/18/20 10:45	1

Lab Sample ID: LCS 570-95187/2-A
Matrix: Solid
Analysis Batch: 95521

Client Sample ID: Lab Control Sample
Prep Type: Total/NA
Prep Batch: 95187

Analyte			Spike Added	LCS Result	LCS Qualifier	Unit	D	%Rec	%Rec. Limits		
Aroclor-1016			100	113		ug/Kg		113	50 - 142		
Aroclor-1260			100	106		ug/Kg		106	50 - 150		

Surrogate	LCS %Recovery	LCS Qualifier	Limits
DCB Decachlorobiphenyl (Surr)	117		20 - 155
Tetrachloro-m-xylene (Surr)	119		25 - 126

Lab Sample ID: LCSD 570-95187/3-A
Matrix: Solid
Analysis Batch: 95521

Client Sample ID: Lab Control Sample Dup
Prep Type: Total/NA
Prep Batch: 95187

Analyte			Spike Added	LCSD Result	LCSD Qualifier	Unit	D	%Rec	%Rec. Limits	RPD	RPD Limit
Aroclor-1016			100	105		ug/Kg		105	50 - 142	7	30
Aroclor-1260			100	102		ug/Kg		102	50 - 150	3	30

Surrogate	LCSD %Recovery	LCSD Qualifier	Limits
DCB Decachlorobiphenyl (Surr)	113		20 - 155
Tetrachloro-m-xylene (Surr)	113		25 - 126

Method: 8082 - Polychlorinated Biphenyls (PCBs) by Gas Chromatography (Continued)

Lab Sample ID: 440-271918-B-4-A MS
Matrix: Solid
Analysis Batch: 95521

Client Sample ID: Matrix Spike
Prep Type: Total/NA
Prep Batch: 95187

Analyte	Sample Result	Sample Qualifier	Spike Added	MS Result	MS Qualifier	Unit	D	%Rec	%Rec. Limits		
Aroclor-1016	ND		99.1	78.5		ug/Kg		79	20 - 175		
Aroclor-1260	ND		99.1	69.1		ug/Kg		70	20 - 180		

Surrogate	*MS %Recovery*	*MS Qualifier*	*Limits*
DCB Decachlorobiphenyl (Surr)	*72*		*20 - 155*
Tetrachloro-m-xylene (Surr)	*77*		*25 - 126*

Lab Sample ID: 440-271918-B-4-B MSD
Matrix: Solid
Analysis Batch: 95521

Client Sample ID: Matrix Spike Duplicate
Prep Type: Total/NA
Prep Batch: 95187

Analyte	Sample Result	Sample Qualifier	Spike Added	MSD Result	MSD Qualifier	Unit	D	%Rec	%Rec. Limits	RPD	RPD Limit
Aroclor-1016	ND		98.3	109		ug/Kg		111	20 - 175	33	40
Aroclor-1260	ND		98.3	84.9		ug/Kg		86	20 - 180	20	40

Surrogate	*MSD %Recovery*	*MSD Qualifier*	*Limits*
DCB Decachlorobiphenyl (Surr)	*80*		*20 - 155*
Tetrachloro-m-xylene (Surr)	*89*		*25 - 126*

Method: 6020 - Metals (ICP/MS)

Lab Sample ID: MB 440-624745/1-A ^20
Matrix: Solid
Analysis Batch: 624823

Client Sample ID: Method Blank
Prep Type: Total/NA
Prep Batch: 624745

Analyte	MB Result	MB Qualifier	RL	MDL	Unit	D	Prepared	Analyzed	Dil Fac
Antimony	ND		1.0	0.27	mg/Kg		09/17/20 08:18	09/17/20 13:40	20
Arsenic	ND		0.50	0.25	mg/Kg		09/17/20 08:18	09/17/20 13:40	20
Barium	ND		0.50	0.25	mg/Kg		09/17/20 08:18	09/17/20 13:40	20
Beryllium	ND		0.30	0.15	mg/Kg		09/17/20 08:18	09/17/20 13:40	20
Cadmium	ND		0.50	0.25	mg/Kg		09/17/20 08:18	09/17/20 13:40	20
Chromium	ND		1.0	0.50	mg/Kg		09/17/20 08:18	09/17/20 13:40	20
Cobalt	ND		0.50	0.21	mg/Kg		09/17/20 08:18	09/17/20 13:40	20
Copper	ND		1.0	0.50	mg/Kg		09/17/20 08:18	09/17/20 13:40	20
Lead	ND		0.50	0.25	mg/Kg		09/17/20 08:18	09/17/20 13:40	20
Molybdenum	ND		1.0	0.50	mg/Kg		09/17/20 08:18	09/17/20 13:40	20
Nickel	ND		1.0	0.50	mg/Kg		09/17/20 08:18	09/17/20 13:40	20
Selenium	ND		1.0	0.20	mg/Kg		09/17/20 08:18	09/17/20 13:40	20
Silver	ND		0.50	0.10	mg/Kg		09/17/20 08:18	09/17/20 13:40	20
Thallium	ND		0.50	0.25	mg/Kg		09/17/20 08:18	09/17/20 13:40	20
Vanadium	ND		1.0	0.50	mg/Kg		09/17/20 08:18	09/17/20 13:40	20
Zinc	ND		10	5.0	mg/Kg		09/17/20 08:18	09/17/20 13:40	20

Method: 6020 - Metals (ICP/MS) (Continued)

Lab Sample ID: LCS 440-624745/2-A ^20
Matrix: Solid
Analysis Batch: 624823

Client Sample ID: Lab Control Sample
Prep Type: Total/NA
Prep Batch: 624745

Analyte			Spike Added	LCS Result	LCS Qualifier	Unit	D	%Rec	%Rec. Limits		
Antimony			49.3	53.3		mg/Kg		108	80 - 120		
Arsenic			49.3	48.9		mg/Kg		99	80 - 120		
Barium			49.3	54.7		mg/Kg		111	80 - 120		
Beryllium			49.3	48.4		mg/Kg		98	80 - 120		
Cadmium			49.3	51.3		mg/Kg		104	80 - 120		
Chromium			49.3	49.3		mg/Kg		100	80 - 120		
Cobalt			49.3	49.7		mg/Kg		101	80 - 120		
Copper			49.3	50.2		mg/Kg		102	80 - 120		
Lead			49.3	49.3		mg/Kg		100	80 - 120		
Molybdenum			49.3	50.6		mg/Kg		103	80 - 120		
Nickel			49.3	49.9		mg/Kg		101	80 - 120		
Selenium			49.3	49.2		mg/Kg		100	80 - 120		
Silver			24.6	25.0		mg/Kg		101	80 - 120		
Thallium			49.3	49.5		mg/Kg		100	80 - 120		
Vanadium			49.3	48.8		mg/Kg		99	80 - 120		
Zinc			49.3	49.4		mg/Kg		100	80 - 120		

Lab Sample ID: 440-271915-1 MS
Matrix: Solid
Analysis Batch: 624823

Client Sample ID: JC-PG1-1
Prep Type: Total/NA
Prep Batch: 624745

Analyte	Sample Result	Sample Qualifier	Spike Added	MS Result	MS Qualifier	Unit	D	%Rec	%Rec. Limits		
Antimony	0.36	J F1	50.0	15.4	F1	mg/Kg		30	75 - 125		
Arsenic	2.9		50.0	48.9		mg/Kg		92	75 - 125		
Barium	58		50.0	116		mg/Kg		115	75 - 125		
Beryllium	0.33		50.0	44.4		mg/Kg		88	75 - 125		
Cadmium	1.1		50.0	50.8		mg/Kg		99	75 - 125		
Chromium	48		50.0	104		mg/Kg		112	75 - 125		
Cobalt	14		50.0	58.0		mg/Kg		88	75 - 125		
Copper	19		50.0	62.6		mg/Kg		88	75 - 125		
Lead	2.9		50.0	49.5		mg/Kg		93	75 - 125		
Molybdenum	2.1		50.0	48.0		mg/Kg		92	75 - 125		
Nickel	51		50.0	95.6		mg/Kg		88	75 - 125		
Selenium	1.8		50.0	47.4		mg/Kg		91	75 - 125		
Silver	ND		25.0	23.7		mg/Kg		95	75 - 125		
Thallium	ND		50.0	47.0		mg/Kg		94	75 - 125		
Vanadium	55		50.0	112		mg/Kg		115	75 - 125		
Zinc	43		50.0	88.0		mg/Kg		91	75 - 125		

Lab Sample ID: 440-271915-1 MSD
Matrix: Solid
Analysis Batch: 624823

Client Sample ID: JC-PG1-1
Prep Type: Total/NA
Prep Batch: 624745

Analyte	Sample Result	Sample Qualifier	Spike Added	MSD Result	MSD Qualifier	Unit	D	%Rec	%Rec. Limits	RPD	RPD Limit
Antimony	0.36	J F1	49.8	15.1	F1	mg/Kg		30	75 - 125	2	20
Arsenic	2.9		49.8	49.2		mg/Kg		93	75 - 125	1	20
Barium	58		49.8	114		mg/Kg		112	75 - 125	2	20
Beryllium	0.33		49.8	45.3		mg/Kg		90	75 - 125	2	20
Cadmium	1.1		49.8	51.7		mg/Kg		102	75 - 125	2	20

Method: 6020 - Metals (ICP/MS) (Continued)

Lab Sample ID: 440-271915-1 MSD
Matrix: Solid
Analysis Batch: 624823

Client Sample ID: JC-PG1-1
Prep Type: Total/NA
Prep Batch: 624745

Analyte	Sample Result	Sample Qualifier	Spike Added	MSD Result	MSD Qualifier	Unit	D	%Rec	%Rec. Limits	RPD	RPD Limit
Chromium	48		49.8	103		mg/Kg		111	75 - 125	1	20
Cobalt	14		49.8	58.4		mg/Kg		89	75 - 125	1	20
Copper	19		49.8	62.9		mg/Kg		89	75 - 125	1	20
Lead	2.9		49.8	50.6		mg/Kg		96	75 - 125	2	20
Molybdenum	2.1		49.8	48.4		mg/Kg		93	75 - 125	1	20
Nickel	51		49.8	95.1		mg/Kg		88	75 - 125	1	20
Selenium	1.8		49.8	48.9		mg/Kg		95	75 - 125	3	20
Silver	ND		24.9	24.0		mg/Kg		96	75 - 125	1	20
Thallium	ND		49.8	47.8		mg/Kg		96	75 - 125	2	20
Vanadium	55		49.8	111		mg/Kg		113	75 - 125	1	20
Zinc	43		49.8	89.1		mg/Kg		93	75 - 125	1	20

Lab Sample ID: MB 440-624746/1-A ^20
Matrix: Solid
Analysis Batch: 624839

Client Sample ID: Method Blank
Prep Type: Total/NA
Prep Batch: 624746

Analyte	MB Result	MB Qualifier	RL	MDL	Unit	D	Prepared	Analyzed	Dil Fac
Antimony	ND		1.0	0.27	mg/Kg		09/17/20 08:22	09/17/20 15:26	20
Arsenic	ND		0.50	0.25	mg/Kg		09/17/20 08:22	09/17/20 15:26	20
Barium	ND		0.50	0.25	mg/Kg		09/17/20 08:22	09/17/20 15:26	20
Beryllium	ND		0.30	0.15	mg/Kg		09/17/20 08:22	09/17/20 15:26	20
Cadmium	ND		0.50	0.25	mg/Kg		09/17/20 08:22	09/17/20 15:26	20
Chromium	ND		1.0	0.50	mg/Kg		09/17/20 08:22	09/17/20 15:26	20
Cobalt	ND		0.50	0.21	mg/Kg		09/17/20 08:22	09/17/20 15:26	20
Copper	ND		1.0	0.50	mg/Kg		09/17/20 08:22	09/17/20 15:26	20
Lead	ND		0.50	0.25	mg/Kg		09/17/20 08:22	09/17/20 15:26	20
Molybdenum	ND		1.0	0.50	mg/Kg		09/17/20 08:22	09/17/20 15:26	20
Nickel	ND		1.0	0.50	mg/Kg		09/17/20 08:22	09/17/20 15:26	20
Selenium	ND		1.0	0.20	mg/Kg		09/17/20 08:22	09/17/20 15:26	20
Silver	ND		0.50	0.10	mg/Kg		09/17/20 08:22	09/17/20 15:26	20
Thallium	ND		0.50	0.25	mg/Kg		09/17/20 08:22	09/17/20 15:26	20
Vanadium	ND		1.0	0.50	mg/Kg		09/17/20 08:22	09/17/20 15:26	20
Zinc	ND		10	5.0	mg/Kg		09/17/20 08:22	09/17/20 15:26	20

Lab Sample ID: LCS 440-624746/2-A ^20
Matrix: Solid
Analysis Batch: 624839

Client Sample ID: Lab Control Sample
Prep Type: Total/NA
Prep Batch: 624746

Analyte			Spike Added	LCS Result	LCS Qualifier	Unit	D	%Rec	%Rec. Limits		
Antimony			49.8	52.3		mg/Kg		105	80 - 120		
Arsenic			49.8	47.7		mg/Kg		96	80 - 120		
Barium			49.8	53.0		mg/Kg		107	80 - 120		
Beryllium			49.8	48.9		mg/Kg		98	80 - 120		
Cadmium			49.8	50.2		mg/Kg		101	80 - 120		
Chromium			49.8	48.3		mg/Kg		97	80 - 120		
Cobalt			49.8	48.7		mg/Kg		98	80 - 120		
Copper			49.8	49.1		mg/Kg		99	80 - 120		
Lead			49.8	48.4		mg/Kg		97	80 - 120		
Molybdenum			49.8	49.6		mg/Kg		100	80 - 120		

Method: 6020 - Metals (ICP/MS) (Continued)

Lab Sample ID: LCS 440-624746/2-A ^20
Matrix: Solid
Analysis Batch: 624839

Client Sample ID: Lab Control Sample
Prep Type: Total/NA
Prep Batch: 624746

Analyte			Spike Added	LCS Result	LCS Qualifier	Unit	D	%Rec	%Rec. Limits		
Nickel			49.8	49.1		mg/Kg		99	80 - 120		
Selenium			49.8	47.5		mg/Kg		95	80 - 120		
Silver			24.9	24.5		mg/Kg		99	80 - 120		
Thallium			49.8	48.0		mg/Kg		96	80 - 120		
Vanadium			49.8	47.7		mg/Kg		96	80 - 120		
Zinc			49.8	48.2		mg/Kg		97	80 - 120		

Lab Sample ID: 440-271915-21 MS
Matrix: Solid
Analysis Batch: 624839

Client Sample ID: JC-PG7-5
Prep Type: Total/NA
Prep Batch: 624746

Analyte	Sample Result	Sample Qualifier	Spike Added	MS Result	MS Qualifier	Unit	D	%Rec	%Rec. Limits		
Antimony	0.36	J F1	49.8	16.6	F1	mg/Kg		33	75 - 125		
Arsenic	3.1		49.8	48.3		mg/Kg		91	75 - 125		
Barium	110	F1 F2	49.8	152		mg/Kg		85	75 - 125		
Beryllium	0.37		49.8	44.8		mg/Kg		89	75 - 125		
Cadmium	2.8		49.8	52.3		mg/Kg		99	75 - 125		
Chromium	60		49.8	113		mg/Kg		105	75 - 125		
Cobalt	17		49.8	58.1		mg/Kg		84	75 - 125		
Copper	21		49.8	63.1		mg/Kg		85	75 - 125		
Lead	2.9		49.8	48.8		mg/Kg		92	75 - 125		
Molybdenum	2.5		49.8	48.0		mg/Kg		91	75 - 125		
Nickel	56		49.8	96.1		mg/Kg		81	75 - 125		
Selenium	2.1		49.8	46.0		mg/Kg		88	75 - 125		
Silver	ND		24.9	23.5		mg/Kg		94	75 - 125		
Thallium	ND		49.8	46.5		mg/Kg		94	75 - 125		
Vanadium	56		49.8	109		mg/Kg		107	75 - 125		
Zinc	46		49.8	92.0		mg/Kg		92	75 - 125		

Lab Sample ID: 440-271915-21 MSD
Matrix: Solid
Analysis Batch: 624839

Client Sample ID: JC-PG7-5
Prep Type: Total/NA
Prep Batch: 624746

Analyte	Sample Result	Sample Qualifier	Spike Added	MSD Result	MSD Qualifier	Unit	D	%Rec	%Rec. Limits	RPD	RPD Limit
Antimony	0.36	J F1	50.0	17.7	F1	mg/Kg		35	75 - 125	7	20
Arsenic	3.1		50.0	49.8		mg/Kg		93	75 - 125	3	20
Barium	110	F1 F2	50.0	229	F1 F2	mg/Kg		239	75 - 125	41	20
Beryllium	0.37		50.0	46.0		mg/Kg		91	75 - 125	3	20
Cadmium	2.8		50.0	53.6		mg/Kg		101	75 - 125	2	20
Chromium	60		50.0	116		mg/Kg		112	75 - 125	3	20
Cobalt	17		50.0	60.4		mg/Kg		88	75 - 125	4	20
Copper	21		50.0	65.6		mg/Kg		89	75 - 125	4	20
Lead	2.9		50.0	51.0		mg/Kg		96	75 - 125	4	20
Molybdenum	2.5		50.0	50.3		mg/Kg		95	75 - 125	5	20
Nickel	56		50.0	101		mg/Kg		90	75 - 125	5	20
Selenium	2.1		50.0	47.2		mg/Kg		90	75 - 125	3	20
Silver	ND		25.0	24.3		mg/Kg		97	75 - 125	3	20
Thallium	ND		50.0	48.6		mg/Kg		97	75 - 125	4	20
Vanadium	56		50.0	116		mg/Kg		119	75 - 125	6	20

Method: 6020 - Metals (ICP/MS) (Continued)

Lab Sample ID: 440-271915-21 MSD
Matrix: Solid
Analysis Batch: 624839

Client Sample ID: JC-PG7-5
Prep Type: Total/NA
Prep Batch: 624746

Analyte	Sample Result	Sample Qualifier	Spike Added	MSD Result	MSD Qualifier	Unit	D	%Rec	%Rec. Limits	RPD	RPD Limit
Zinc	46		50.0	95.8		mg/Kg		99	75 - 125	4	20

Method: 7471A - Mercury (CVAA)

Lab Sample ID: MB 440-624764/1-A
Matrix: Solid
Analysis Batch: 624833

Client Sample ID: Method Blank
Prep Type: Total/NA
Prep Batch: 624764

Analyte	MB Result	MB Qualifier	RL	MDL	Unit	D	Prepared	Analyzed	Dil Fac
Mercury	ND		0.020	0.012	mg/Kg		09/17/20 10:12	09/17/20 14:11	1

Lab Sample ID: LCS 440-624764/2-A
Matrix: Solid
Analysis Batch: 624833

Client Sample ID: Lab Control Sample
Prep Type: Total/NA
Prep Batch: 624764

Analyte	Spike Added	LCS Result	LCS Qualifier	Unit	D	%Rec	%Rec. Limits
Mercury	0.392	0.345		mg/Kg		88	80 - 120

Lab Sample ID: 440-271915-1 MS
Matrix: Solid
Analysis Batch: 624833

Client Sample ID: JC-PG1-1
Prep Type: Total/NA
Prep Batch: 624764

Analyte	Sample Result	Sample Qualifier	Spike Added	MS Result	MS Qualifier	Unit	D	%Rec	%Rec. Limits
Mercury	0.025		0.392	0.357		mg/Kg		85	75 - 125

Lab Sample ID: 440-271915-1 MSD
Matrix: Solid
Analysis Batch: 624833

Client Sample ID: JC-PG1-1
Prep Type: Total/NA
Prep Batch: 624764

Analyte	Sample Result	Sample Qualifier	Spike Added	MSD Result	MSD Qualifier	Unit	D	%Rec	%Rec. Limits	RPD	RPD Limit
Mercury	0.025		0.392	0.351		mg/Kg		83	75 - 125	1	20

Lab Sample ID: MB 440-624765/1-A
Matrix: Solid
Analysis Batch: 624844

Client Sample ID: Method Blank
Prep Type: Total/NA
Prep Batch: 624765

Analyte	MB Result	MB Qualifier	RL	MDL	Unit	D	Prepared	Analyzed	Dil Fac
Mercury	ND		0.020	0.012	mg/Kg		09/17/20 10:15	09/17/20 15:37	1

Lab Sample ID: LCS 440-624765/2-A
Matrix: Solid
Analysis Batch: 624844

Client Sample ID: Lab Control Sample
Prep Type: Total/NA
Prep Batch: 624765

Analyte	Spike Added	LCS Result	LCS Qualifier	Unit	D	%Rec	%Rec. Limits
Mercury	0.400	0.335		mg/Kg		84	80 - 120

Method: 7471A - Mercury (CVAA) (Continued)

Lab Sample ID: 440-271915-21 MS
Matrix: Solid
Analysis Batch: 624844

Client Sample ID: JC-PG7-5
Prep Type: Total/NA
Prep Batch: 624765

Analyte	Sample Result	Sample Qualifier	Spike Added	MS Result	MS Qualifier	Unit	D	%Rec	%Rec. Limits
Mercury	0.013	J	0.400	0.373		mg/Kg		90	75 - 125

Lab Sample ID: 440-271915-21 MSD
Matrix: Solid
Analysis Batch: 624844

Client Sample ID: JC-PG7-5
Prep Type: Total/NA
Prep Batch: 624765

Analyte	Sample Result	Sample Qualifier	Spike Added	MSD Result	MSD Qualifier	Unit	D	%Rec	%Rec. Limits	RPD	RPD Limit
Mercury	0.013	J	0.400	0.373		mg/Kg		90	75 - 125	0	20

GC Semi VOA

Prep Batch: 95187

Lab Sample ID	Client Sample ID	Prep Type	Matrix	Method	Prep Batch
440-271915-1	JC-PG1-1	Total/NA	Solid	3545	
440-271915-4	JC-PG2-1	Total/NA	Solid	3545	
440-271915-7	JC-PG3-1	Total/NA	Solid	3545	
440-271915-10	JC-PG4-1	Total/NA	Solid	3545	
440-271915-13	JC-PG5-1	Total/NA	Solid	3545	
440-271915-16	JC-PG6-1	Total/NA	Solid	3545	
440-271915-19	JC-PG7-1	Total/NA	Solid	3545	
440-271915-22	JC-PG8-1	Total/NA	Solid	3545	
MB 570-95187/1-A	Method Blank	Total/NA	Solid	3545	
LCS 570-95187/2-A	Lab Control Sample	Total/NA	Solid	3545	
LCSD 570-95187/3-A	Lab Control Sample Dup	Total/NA	Solid	3545	
440-271918-B-4-A MS	Matrix Spike	Total/NA	Solid	3545	
440-271918-B-4-B MSD	Matrix Spike Duplicate	Total/NA	Solid	3545	

Prep Batch: 95193

Lab Sample ID	Client Sample ID	Prep Type	Matrix	Method	Prep Batch
440-271915-16	JC-PG6-1	Total/NA	Solid	3546	
440-271915-17	JC-PG6-3	Total/NA	Solid	3546	
440-271915-18	JC-PG6-5	Total/NA	Solid	3546	
440-271915-19	JC-PG7-1	Total/NA	Solid	3546	
440-271915-20	JC-PG7-3	Total/NA	Solid	3546	
440-271915-21	JC-PG7-5	Total/NA	Solid	3546	
440-271915-22	JC-PG8-1	Total/NA	Solid	3546	
440-271915-23	JC-PG8-3	Total/NA	Solid	3546	
440-271915-24	JC-PG8-5	Total/NA	Solid	3546	
MB 570-95193/1-A	Method Blank	Total/NA	Solid	3546	
LCS 570-95193/2-A	Lab Control Sample	Total/NA	Solid	3546	
LCSD 570-95193/3-A	Lab Control Sample Dup	Total/NA	Solid	3546	
440-271915-17 MS	JC-PG6-3	Total/NA	Solid	3546	
440-271915-17 MSD	JC-PG6-3	Total/NA	Solid	3546	

Prep Batch: 95205

Lab Sample ID	Client Sample ID	Prep Type	Matrix	Method	Prep Batch
440-271915-1	JC-PG1-1	Total/NA	Solid	3546	
440-271915-2	JC-PG1-3	Total/NA	Solid	3546	
440-271915-3	JC-PG1-5	Total/NA	Solid	3546	
440-271915-4	JC-PG2-1	Total/NA	Solid	3546	
440-271915-5	JC-PG2-3	Total/NA	Solid	3546	
440-271915-6	JC-PG2-5	Total/NA	Solid	3546	
440-271915-7	JC-PG3-1	Total/NA	Solid	3546	
440-271915-8	JC-PG3-3	Total/NA	Solid	3546	
440-271915-9	JC-PG3-5	Total/NA	Solid	3546	
440-271915-10	JC-PG4-1	Total/NA	Solid	3546	
440-271915-11	JC-PG4-3	Total/NA	Solid	3546	
440-271915-12	JC-PG4-5	Total/NA	Solid	3546	
440-271915-13	JC-PG5-1	Total/NA	Solid	3546	
440-271915-14	JC-PG5-3	Total/NA	Solid	3546	
440-271915-15	JC-PG5-5	Total/NA	Solid	3546	
MB 570-95205/1-A	Method Blank	Total/NA	Solid	3546	
LCS 570-95205/2-A	Lab Control Sample	Total/NA	Solid	3546	
LCSD 570-95205/3-A	Lab Control Sample Dup	Total/NA	Solid	3546	

GC Semi VOA (Continued)

Prep Batch: 95205 (Continued)

Lab Sample ID	Client Sample ID	Prep Type	Matrix	Method	Prep Batch
440-271915-2 MS	JC-PG1-3	Total/NA	Solid	3546	
440-271915-2 MSD	JC-PG1-3	Total/NA	Solid	3546	

Analysis Batch: 95352

Lab Sample ID	Client Sample ID	Prep Type	Matrix	Method	Prep Batch
440-271915-16	JC-PG6-1	Total/NA	Solid	8081A	95193
440-271915-17	JC-PG6-3	Total/NA	Solid	8081A	95193
440-271915-18	JC-PG6-5	Total/NA	Solid	8081A	95193
440-271915-19	JC-PG7-1	Total/NA	Solid	8081A	95193
440-271915-20	JC-PG7-3	Total/NA	Solid	8081A	95193
440-271915-21	JC-PG7-5	Total/NA	Solid	8081A	95193
440-271915-22	JC-PG8-1	Total/NA	Solid	8081A	95193
440-271915-23	JC-PG8-3	Total/NA	Solid	8081A	95193
440-271915-24	JC-PG8-5	Total/NA	Solid	8081A	95193
MB 570-95193/1-A	Method Blank	Total/NA	Solid	8081A	95193
LCS 570-95193/2-A	Lab Control Sample	Total/NA	Solid	8081A	95193
LCSD 570-95193/3-A	Lab Control Sample Dup	Total/NA	Solid	8081A	95193
440-271915-17 MS	JC-PG6-3	Total/NA	Solid	8081A	95193
440-271915-17 MSD	JC-PG6-3	Total/NA	Solid	8081A	95193

Analysis Batch: 95360

Lab Sample ID	Client Sample ID	Prep Type	Matrix	Method	Prep Batch
440-271915-7	JC-PG3-1	Total/NA	Solid	8082	95187
440-271915-10	JC-PG4-1	Total/NA	Solid	8082	95187
440-271915-13	JC-PG5-1	Total/NA	Solid	8082	95187
440-271915-16	JC-PG6-1	Total/NA	Solid	8082	95187
440-271915-19	JC-PG7-1	Total/NA	Solid	8082	95187
440-271915-22	JC-PG8-1	Total/NA	Solid	8082	95187

Analysis Batch: 95507

Lab Sample ID	Client Sample ID	Prep Type	Matrix	Method	Prep Batch
440-271915-1	JC-PG1-1	Total/NA	Solid	8081A	95205
440-271915-2	JC-PG1-3	Total/NA	Solid	8081A	95205
440-271915-3	JC-PG1-5	Total/NA	Solid	8081A	95205
440-271915-4	JC-PG2-1	Total/NA	Solid	8081A	95205
440-271915-5	JC-PG2-3	Total/NA	Solid	8081A	95205
440-271915-6	JC-PG2-5	Total/NA	Solid	8081A	95205
440-271915-7	JC-PG3-1	Total/NA	Solid	8081A	95205
440-271915-8	JC-PG3-3	Total/NA	Solid	8081A	95205
440-271915-9	JC-PG3-5	Total/NA	Solid	8081A	95205
440-271915-10	JC-PG4-1	Total/NA	Solid	8081A	95205
440-271915-11	JC-PG4-3	Total/NA	Solid	8081A	95205
440-271915-12	JC-PG4-5	Total/NA	Solid	8081A	95205
440-271915-13	JC-PG5-1	Total/NA	Solid	8081A	95205
440-271915-14	JC-PG5-3	Total/NA	Solid	8081A	95205
440-271915-15	JC-PG5-5	Total/NA	Solid	8081A	95205
MB 570-95205/1-A	Method Blank	Total/NA	Solid	8081A	95205
LCS 570-95205/2-A	Lab Control Sample	Total/NA	Solid	8081A	95205
LCSD 570-95205/3-A	Lab Control Sample Dup	Total/NA	Solid	8081A	95205
440-271915-2 MS	JC-PG1-3	Total/NA	Solid	8081A	95205
440-271915-2 MSD	JC-PG1-3	Total/NA	Solid	8081A	95205

GC Semi VOA

Analysis Batch: 95521

Lab Sample ID	Client Sample ID	Prep Type	Matrix	Method	Prep Batch
440-271915-1	JC-PG1-1	Total/NA	Solid	8082	95187
440-271915-4	JC-PG2-1	Total/NA	Solid	8082	95187
MB 570-95187/1-A	Method Blank	Total/NA	Solid	8082	95187
LCS 570-95187/2-A	Lab Control Sample	Total/NA	Solid	8082	95187
LCSD 570-95187/3-A	Lab Control Sample Dup	Total/NA	Solid	8082	95187
440-271918-B-4-A MS	Matrix Spike	Total/NA	Solid	8082	95187
440-271918-B-4-B MSD	Matrix Spike Duplicate	Total/NA	Solid	8082	95187

Metals

Prep Batch: 624745

Lab Sample ID	Client Sample ID	Prep Type	Matrix	Method	Prep Batch
440-271915-1	JC-PG1-1	Total/NA	Solid	3050B	
440-271915-2	JC-PG1-3	Total/NA	Solid	3050B	
440-271915-3	JC-PG1-5	Total/NA	Solid	3050B	
440-271915-4	JC-PG2-1	Total/NA	Solid	3050B	
440-271915-5	JC-PG2-3	Total/NA	Solid	3050B	
440-271915-6	JC-PG2-5	Total/NA	Solid	3050B	
440-271915-7	JC-PG3-1	Total/NA	Solid	3050B	
440-271915-8	JC-PG3-3	Total/NA	Solid	3050B	
440-271915-9	JC-PG3-5	Total/NA	Solid	3050B	
440-271915-10	JC-PG4-1	Total/NA	Solid	3050B	
440-271915-11	JC-PG4-3	Total/NA	Solid	3050B	
440-271915-12	JC-PG4-5	Total/NA	Solid	3050B	
440-271915-13	JC-PG5-1	Total/NA	Solid	3050B	
440-271915-14	JC-PG5-3	Total/NA	Solid	3050B	
440-271915-15	JC-PG5-5	Total/NA	Solid	3050B	
440-271915-16	JC-PG6-1	Total/NA	Solid	3050B	
440-271915-17	JC-PG6-3	Total/NA	Solid	3050B	
440-271915-18	JC-PG6-5	Total/NA	Solid	3050B	
440-271915-19	JC-PG7-1	Total/NA	Solid	3050B	
440-271915-20	JC-PG7-3	Total/NA	Solid	3050B	
MB 440-624745/1-A ^20	Method Blank	Total/NA	Solid	3050B	
LCS 440-624745/2-A ^20	Lab Control Sample	Total/NA	Solid	3050B	
440-271915-1 MS	JC-PG1-1	Total/NA	Solid	3050B	
440-271915-1 MSD	JC-PG1-1	Total/NA	Solid	3050B	

Prep Batch: 624746

Lab Sample ID	Client Sample ID	Prep Type	Matrix	Method	Prep Batch
440-271915-21	JC-PG7-5	Total/NA	Solid	3050B	
440-271915-22	JC-PG8-1	Total/NA	Solid	3050B	
440-271915-23	JC-PG8-3	Total/NA	Solid	3050B	
440-271915-24	JC-PG8-5	Total/NA	Solid	3050B	
MB 440-624746/1-A ^20	Method Blank	Total/NA	Solid	3050B	
LCS 440-624746/2-A ^20	Lab Control Sample	Total/NA	Solid	3050B	
440-271915-21 MS	JC-PG7-5	Total/NA	Solid	3050B	
440-271915-21 MSD	JC-PG7-5	Total/NA	Solid	3050B	

Prep Batch: 624764

Lab Sample ID	Client Sample ID	Prep Type	Matrix	Method	Prep Batch
440-271915-1	JC-PG1-1	Total/NA	Solid	7471A	

Metals (Continued)

Prep Batch: 624764 (Continued)

Lab Sample ID	Client Sample ID	Prep Type	Matrix	Method	Prep Batch
440-271915-2	JC-PG1-3	Total/NA	Solid	7471A	
440-271915-3	JC-PG1-5	Total/NA	Solid	7471A	
440-271915-4	JC-PG2-1	Total/NA	Solid	7471A	
440-271915-5	JC-PG2-3	Total/NA	Solid	7471A	
440-271915-6	JC-PG2-5	Total/NA	Solid	7471A	
440-271915-7	JC-PG3-1	Total/NA	Solid	7471A	
440-271915-8	JC-PG3-3	Total/NA	Solid	7471A	
440-271915-9	JC-PG3-5	Total/NA	Solid	7471A	
440-271915-10	JC-PG4-1	Total/NA	Solid	7471A	
440-271915-11	JC-PG4-3	Total/NA	Solid	7471A	
440-271915-12	JC-PG4-5	Total/NA	Solid	7471A	
440-271915-13	JC-PG5-1	Total/NA	Solid	7471A	
440-271915-14	JC-PG5-3	Total/NA	Solid	7471A	
440-271915-15	JC-PG5-5	Total/NA	Solid	7471A	
440-271915-16	JC-PG6-1	Total/NA	Solid	7471A	
440-271915-17	JC-PG6-3	Total/NA	Solid	7471A	
440-271915-18	JC-PG6-5	Total/NA	Solid	7471A	
440-271915-19	JC-PG7-1	Total/NA	Solid	7471A	
440-271915-20	JC-PG7-3	Total/NA	Solid	7471A	
MB 440-624764/1-A	Method Blank	Total/NA	Solid	7471A	
LCS 440-624764/2-A	Lab Control Sample	Total/NA	Solid	7471A	
440-271915-1 MS	JC-PG1-1	Total/NA	Solid	7471A	
440-271915-1 MSD	JC-PG1-1	Total/NA	Solid	7471A	

Prep Batch: 624765

Lab Sample ID	Client Sample ID	Prep Type	Matrix	Method	Prep Batch
440-271915-21	JC-PG7-5	Total/NA	Solid	7471A	
440-271915-22	JC-PG8-1	Total/NA	Solid	7471A	
440-271915-23	JC-PG8-3	Total/NA	Solid	7471A	
440-271915-24	JC-PG8-5	Total/NA	Solid	7471A	
MB 440-624765/1-A	Method Blank	Total/NA	Solid	7471A	
LCS 440-624765/2-A	Lab Control Sample	Total/NA	Solid	7471A	
440-271915-21 MS	JC-PG7-5	Total/NA	Solid	7471A	
440-271915-21 MSD	JC-PG7-5	Total/NA	Solid	7471A	

Analysis Batch: 624823

Lab Sample ID	Client Sample ID	Prep Type	Matrix	Method	Prep Batch
440-271915-1	JC-PG1-1	Total/NA	Solid	6020	624745
440-271915-2	JC-PG1-3	Total/NA	Solid	6020	624745
440-271915-3	JC-PG1-5	Total/NA	Solid	6020	624745
440-271915-4	JC-PG2-1	Total/NA	Solid	6020	624745
440-271915-5	JC-PG2-3	Total/NA	Solid	6020	624745
440-271915-6	JC-PG2-5	Total/NA	Solid	6020	624745
440-271915-7	JC-PG3-1	Total/NA	Solid	6020	624745
440-271915-8	JC-PG3-3	Total/NA	Solid	6020	624745
440-271915-9	JC-PG3-5	Total/NA	Solid	6020	624745
440-271915-10	JC-PG4-1	Total/NA	Solid	6020	624745
440-271915-11	JC-PG4-3	Total/NA	Solid	6020	624745
440-271915-12	JC-PG4-5	Total/NA	Solid	6020	624745
440-271915-13	JC-PG5-1	Total/NA	Solid	6020	624745
440-271915-14	JC-PG5-3	Total/NA	Solid	6020	624745

Metals (Continued)

Analysis Batch: 624823 (Continued)

Lab Sample ID	Client Sample ID	Prep Type	Matrix	Method	Prep Batch
440-271915-15	JC-PG5-5	Total/NA	Solid	6020	624745
440-271915-16	JC-PG6-1	Total/NA	Solid	6020	624745
440-271915-17	JC-PG6-3	Total/NA	Solid	6020	624745
440-271915-18	JC-PG6-5	Total/NA	Solid	6020	624745
440-271915-19	JC-PG7-1	Total/NA	Solid	6020	624745
440-271915-20	JC-PG7-3	Total/NA	Solid	6020	624745
MB 440-624745/1-A ^20	Method Blank	Total/NA	Solid	6020	624745
LCS 440-624745/2-A ^20	Lab Control Sample	Total/NA	Solid	6020	624745
440-271915-1 MS	JC-PG1-1	Total/NA	Solid	6020	624745
440-271915-1 MSD	JC-PG1-1	Total/NA	Solid	6020	624745

Analysis Batch: 624833

Lab Sample ID	Client Sample ID	Prep Type	Matrix	Method	Prep Batch
440-271915-1	JC-PG1-1	Total/NA	Solid	7471A	624764
440-271915-2	JC-PG1-3	Total/NA	Solid	7471A	624764
440-271915-3	JC-PG1-5	Total/NA	Solid	7471A	624764
440-271915-4	JC-PG2-1	Total/NA	Solid	7471A	624764
440-271915-5	JC-PG2-3	Total/NA	Solid	7471A	624764
440-271915-6	JC-PG2-5	Total/NA	Solid	7471A	624764
440-271915-7	JC-PG3-1	Total/NA	Solid	7471A	624764
440-271915-8	JC-PG3-3	Total/NA	Solid	7471A	624764
440-271915-9	JC-PG3-5	Total/NA	Solid	7471A	624764
440-271915-10	JC-PG4-1	Total/NA	Solid	7471A	624764
440-271915-11	JC-PG4-3	Total/NA	Solid	7471A	624764
440-271915-12	JC-PG4-5	Total/NA	Solid	7471A	624764
440-271915-13	JC-PG5-1	Total/NA	Solid	7471A	624764
440-271915-14	JC-PG5-3	Total/NA	Solid	7471A	624764
440-271915-15	JC-PG5-5	Total/NA	Solid	7471A	624764
440-271915-16	JC-PG6-1	Total/NA	Solid	7471A	624764
440-271915-17	JC-PG6-3	Total/NA	Solid	7471A	624764
440-271915-18	JC-PG6-5	Total/NA	Solid	7471A	624764
440-271915-19	JC-PG7-1	Total/NA	Solid	7471A	624764
440-271915-20	JC-PG7-3	Total/NA	Solid	7471A	624764
MB 440-624764/1-A	Method Blank	Total/NA	Solid	7471A	624764
LCS 440-624764/2-A	Lab Control Sample	Total/NA	Solid	7471A	624764
440-271915-1 MS	JC-PG1-1	Total/NA	Solid	7471A	624764
440-271915-1 MSD	JC-PG1-1	Total/NA	Solid	7471A	624764

Analysis Batch: 624839

Lab Sample ID	Client Sample ID	Prep Type	Matrix	Method	Prep Batch
440-271915-21	JC-PG7-5	Total/NA	Solid	6020	624746
440-271915-22	JC-PG8-1	Total/NA	Solid	6020	624746
440-271915-23	JC-PG8-3	Total/NA	Solid	6020	624746
440-271915-24	JC-PG8-5	Total/NA	Solid	6020	624746
MB 440-624746/1-A ^20	Method Blank	Total/NA	Solid	6020	624746
LCS 440-624746/2-A ^20	Lab Control Sample	Total/NA	Solid	6020	624746
440-271915-21 MS	JC-PG7-5	Total/NA	Solid	6020	624746
440-271915-21 MSD	JC-PG7-5	Total/NA	Solid	6020	624746

QC Association Summary

Client: Leighton Consulting Inc
Project/Site: Cabrillo Elementary

Job ID: 440-271915-1
SDG: Playground

Metals

Analysis Batch: 624844

Lab Sample ID	Client Sample ID	Prep Type	Matrix	Method	Prep Batch
440-271915-21	JC-PG7-5	Total/NA	Solid	7471A	624765
440-271915-22	JC-PG8-1	Total/NA	Solid	7471A	624765
440-271915-23	JC-PG8-3	Total/NA	Solid	7471A	624765
440-271915-24	JC-PG8-5	Total/NA	Solid	7471A	624765
MB 440-624765/1-A	Method Blank	Total/NA	Solid	7471A	624765
LCS 440-624765/2-A	Lab Control Sample	Total/NA	Solid	7471A	624765
440-271915-21 MS	JC-PG7-5	Total/NA	Solid	7471A	624765
440-271915-21 MSD	JC-PG7-5	Total/NA	Solid	7471A	624765

Definitions/Glossary

Client: Leighton Consulting Inc
Project/Site: Cabrillo Elementary

Job ID: 440-271915-1
SDG: Playground

Qualifiers

GC Semi VOA

Qualifier	Qualifier Description
B	Compound was found in the blank and sample.
J	Result is less than the RL but greater than or equal to the MDL and the concentration is an approximate value.
p	The %RPD between the primary and confirmation column/detector is >40%. The lower value has been reported.

Metals

Qualifier	Qualifier Description
F1	MS and/or MSD recovery exceeds control limits.
F2	MS/MSD RPD exceeds control limits
J	Result is less than the RL but greater than or equal to the MDL and the concentration is an approximate value.

Glossary

Abbreviation	These commonly used abbreviations may or may not be present in this report.
¤	Listed under the "D" column to designate that the result is reported on a dry weight basis
%R	Percent Recovery
CFL	Contains Free Liquid
CFU	Colony Forming Unit
CNF	Contains No Free Liquid
DER	Duplicate Error Ratio (normalized absolute difference)
Dil Fac	Dilution Factor
DL	Detection Limit (DoD/DOE)
DL, RA, RE, IN	Indicates a Dilution, Re-analysis, Re-extraction, or additional Initial metals/anion analysis of the sample
DLC	Decision Level Concentration (Radiochemistry)
EDL	Estimated Detection Limit (Dioxin)
LOD	Limit of Detection (DoD/DOE)
LOQ	Limit of Quantitation (DoD/DOE)
MCL	EPA recommended "Maximum Contaminant Level"
MDA	Minimum Detectable Activity (Radiochemistry)
MDC	Minimum Detectable Concentration (Radiochemistry)
MDL	Method Detection Limit
ML	Minimum Level (Dioxin)
MPN	Most Probable Number
MQL	Method Quantitation Limit
NC	Not Calculated
ND	Not Detected at the reporting limit (or MDL or EDL if shown)
NEG	Negative / Absent
POS	Positive / Present
PQL	Practical Quantitation Limit
PRES	Presumptive
QC	Quality Control
RER	Relative Error Ratio (Radiochemistry)
RL	Reporting Limit or Requested Limit (Radiochemistry)
RPD	Relative Percent Difference, a measure of the relative difference between two points
TEF	Toxicity Equivalent Factor (Dioxin)
TEQ	Toxicity Equivalent Quotient (Dioxin)
TNTC	Too Numerous To Count

Accreditation/Certification Summary

Client: Leighton Consulting Inc
Project/Site: Cabrillo Elementary

Job ID: 440-271915-1
SDG: Playground

Laboratory: Eurofins Calscience Irvine

The accreditations/certifications listed below are applicable to this report.

Authority	Program	Identification Number	Expiration Date
California	State	2706	06-30-21

Laboratory: Eurofins Calscience LLC

The accreditations/certifications listed below are applicable to this report.

Authority	Program	Identification Number	Expiration Date
California	State	2944	09-29-20

Eurofins CalScience Irvine
17461 Derian Avenue
Suite 100
Irvine, CA 92614-5843
phone 949.261 1022 fax 949.260.3299

Chain of Custody Record

eurofins Environment Testing America

Regulatory Program: ☐ DW ☐ NPDES ☐ RCRA ☐ Other.

TestAmerica Laboratories, Inc. d/b/a Eurofins TestAmerica

Client Contact	**Project Manager: Joe Roe**		COC No:
Leighton Consulting, Inc	Email: jroe@leightongroup.com	**Site Contact:Joe Roe**	**Date:9/16/2020**	1 of 2 COCs
17781 Cowan	**Tel/Fax:949-681-4263**	**Lab Contact:**	**Carrier:**	TALS Project #:
Irvine, CA 92614-5843	**Analysis Turnaround Time**			Sampler:
949-681-4263 Phone	☐ CALENDAR DAYS ☑ WORKING DAYS			**For Lab Use Only:**
(xxx) xxx-xxxx FAX	TAT if different from Below _____			Walk-in Client:
Project Name Cabrillo Elementary	☐ 2 weeks			Lab Sampling:
Site: Play Ground	☐ 1 week			
P O # 11382.018	☐ 2 days			Job / SDG No.:
	☑ 1 day			

Sample Identification	Sample Date	Sample Time	Sample Type (C=Comp, G=Grab)	Matrix	# of Cont.	Filtered Sample (Y/N)	Perform MS / MSD (Y/N)	OCPs	CAM Metals	PCBs	Sample Specific Notes:
JC-PG1-1	9/16/20	0845	G	S	1			X	X	X	
JC-PG1-3	9/16/20	0853	G	S	1			X	X		
JC-PG1-5	9/16/20	0900	G	S	1			X	X		
JC-PG2-1	9/16/20	0845	G	S	1			X	X	X	
JC-PG2-3	9/16/20	0850	G	S	1			X	X		
JC-PG2-5	9/16/20	0855	G	S	1			X	X		
JC-PG3-1	9/16/20	0902	G	S	1			X	X	X	
JC-PG3-3	9/16/20	0944	G	S	1			X	X		
JC-PG3-5	9/16/20	0943	G	S	1			X	X		
JC-PG4-1	9/16/20	0905	G	S	1			X	X	X	
JC-PG4-3	9/16/20	0939	G	S	1			X	X		
JC-PG4-5	9/16/20	0942	G	S	1			X	X		

LB 9/16/20

440-271915 Chain of Custody

Preservation Used: 1= Ice, 2= HCl; 3= H2SO4; 4=HNO3; 5=NaOH; 6= Other

Possible Hazard Identification:
Are any samples from a listed EPA Hazardous Waste? Please List any EPA Waste Codes for the sample in the Comments Section if the lab is to dispose of the sample.

☑ Non-Hazard ☐ Flammable ☐ Skin Irritant ☐ Poison B ☐ Unknown

Sample Disposal (A fee may be assessed if samples are retained longer than 1 month)

☐ Return to Client ☑ Disposal by Lab ☐ Archive for _____ Months

Special Instructions/QC Requirements & Comments:

Custody Seals Intact: ☐ Yes ☐ No | Custody Seal No. | Cooler Temp. (°C): Obs'd 1.7 Corr'd 1.6 | Therm ID No. 1289

Relinquished by: Jeffrey Johnson	Company: Leighton Consulting Inc	Date/Time: 9/16/20 1430	Received by:	Company	Date/Time:
Relinquished by:	Company:	Date/Time:	Received by	Company:	Date/Time:
Relinquished by:	Company:	Date/Time:	Received in Laboratory by:	Company: EC-IRV	Date/Time: 9/16/20 1430

9/24/2020

Eurofins CalScience Irvine
17461 Derian Avenue
Suite 100
Irvine, CA 92614-5843
phone 949.261.1022 fax 949 260.3299

Chain of Custody Record

eurofins Environment Testing America

Regulatory Program: ☐ DW ☐ NPDES ☐ RCRA ☐ Other:

TestAmerica Laboratories, Inc. d/b/a Eurofins TestAmerica

Client Contact	Project Manager: Joe Roe	Site Contact: Joe Roe	Date: 9/16/2020	COC No.
Leighton Consulting, Inc.	Email: jroe@leightongroup.com	Lab Contact:	Carrier:	2 of 2 COCs
17781 Cowan	Tel/Fax: 949-681-4263			TALS Project #:
Irvine, CA 92614-5843	Analysis Turnaround Time			Sampler:
949-681-4263 Phone	☐ CALENDAR DAYS ☑ WORKING DAYS			For Lab Use Only:
(xxx) xxx-xxxx FAX	TAT if different from Below			Walk-in Client
Project Name: Cabrillo Elementary	☐ 2 weeks			Lab Sampling
Site: Play Ground	☐ 1 week			Job / SDG No.:
P O # 11382 018	☐ 2 days			
	☑ 1 day			

Sample Identification	Sample Date	Sample Time	Sample Type (C=Comp, G=Grab)	Matrix	# of Cont.	Filtered Sample (Y / N)	Perform MS / MSD (Y / N)	OCPs	CAM Metals	PCBs	Sample Specific Notes:
JC-PG5-1	9/16/20	0951	G	S	1			X	X	X	
JC-PG5-3	9/16/20	0954	G	S	1			X	X		
JC-PG5-5	9/16/20	1001	G	S	1			X	X		
JC-PG6-1	9/16/20	1013	G	S	1			X	X	X	
JC-PG6-3	9/16/20	1026	G	S	1			X	X		
JC-PG6-5	9/16/20	1028	G	S	1			X	X		
JC-PG7-1	9/16/20	1056	G	S	1			X	X	X	
JC-PG7-3	9/16/20	1100	G	S	1			X	X		
JC-PG7-5	9/16/20	1104	G	S	1			X	X		
JC-PG8-1	9/16/20	1036	G	S	1			X	X	X	
JC-PG8-3	9/16/20	1042	G	S	1			X	X		
JC-PG8-5	9/16/20	1043	G	S	1			X	X		

LB 9/16/20

Preservation Used: 1= Ice, 2= HCl; 3= H_2SO_4; 4=HNO_3; 5=NaOH; 6= Other

Possible Hazard Identification:
Are any samples from a listed EPA Hazardous Waste? Please List any EPA Waste Codes for the sample in the Comments Section if the lab is to dispose of the sample.

☑ Non-Hazard ☐ Flammable ☐ Skin Irritant ☐ Poison B ☐ Unknown

Sample Disposal (A fee may be assessed if samples are retained longer than 1 month)

☐ Return to Client ☑ Disposal by Lab ☐ Archive for _____ Months

Special Instructions/QC Requirements & Comments:

Custody Seals Intact: ☐ Yes ☐ No	Custody Seal No		Cooler Temp (°C): Obs'd: 1.7 Corr'd 1.6		Therm ID No.: 1R09
Relinquished by: Jeffrey Johnson	Company: Leighton Consulting Inc.	Date/Time: 9/16/2020 1430	Received by:	Company	Date/Time
Relinquished by:	Company	Date/Time.	Received by:	Company.	Date/Time
Relinquished by	Company:	Date/Time:	Received in Laboratory by:	Company EC-IRV	Date/Time 9/16/20 1430

9/24/2020

Eurofins Calscience Irvine
17461 Derian Ave Suite 100
Irvine, CA 92614-5817
Phone: 949-261-1022 Fax: 949-260-3297

Chain of Custody Record

eurofins | Environment Testing America

Client Information (Sub Contract Lab)	Sampler:	Lab PM: Roberts, Danielle C	Carrier Tracking No(s):	COC No: 440-161750.1
Client Contact: Shipping/Receiving	Phone:	E-Mail: Danielle.Roberts@Eurofinset.com	State of Origin: California	Page: Page 1 of 3
Company: Eurofins Calscience LLC		Accreditations Required (See note): State - California		Job #: 440-271915-1
Address: 7440 Lincoln Way, ,	Due Date Requested: 9/17/2020			
City: Garden Grove	TAT Requested (days):			
State, Zip: CA, 92841				
Phone: 714-895-5494(Tel) 714-894-7501(Fax)	PO #:			
Email:	WO #:			
Project Name: Malibu USD	Project #: 44018625			
Site:	SSOW#:			

Analysis Requested

Preservation Codes:

A - HCL	M - Hexane
B - NaOH	N - None
C - Zn Acetate	O - AsNaO2
D - Nitric Acid	P - Na2O4S
E - NaHSO4	Q - Na2SO3
F - MeOH	R - Na2S2O3
G - Amchlor	S - H2SO4
H - Ascorbic Acid	T - TSP Dodecahydrate
I - Ice	U - Acetone
J - DI Water	V - MCAA
K - EDTA	W - pH 4-5
L - EDA	Z - other (specify)

Other:

Sample Identification - Client ID (Lab ID)	Sample Date	Sample Time	Sample Type (C=comp, G=grab)	Matrix (W=water, S=solid, O=waste/oil, BT=Tissue, A=Air)	Field Filtered Sample (Yes or No)	Perform MS/MSD (Yes or No)	8081A/3546 Routine Pesticides List	8082/3545 Routine PCB List	Total Number of containers	Special Instructions/Note:
			Preservation Code:							
JC-PG1-1 (440-271915-1)	9/16/20	08:45 Pacific		Solid			X	X	1	
JC-PG1-3 (440-271915-2)	9/16/20	08:53 Pacific		Solid			X		1	
JC-PG1-5 (440-271915-3)	9/16/20	09:00 Pacific		Solid			X		1	
JC-PG2-1 (440-271915-4)	9/16/20	08:45 Pacific		Solid			X	X	1	
JC-PG2-3 (440-271915-5)	9/16/20	08:50 Pacific		Solid			X		1	
JC-PG2-5 (440-271915-6)	9/16/20	08:55 Pacific		Solid			X		1	
JC-PG3-1 (440-271915-7)	9/16/20	09:02 Pacific		Solid			X	X	1	
JC-PG3-3 (440-271915-8)	9/16/20	10:44 Pacific		Solid			X		1	
JC-PG3-5 (440-271915-9)	9/16/20	10:47 Pacific		Solid			X		1	

Note: Since laboratory accreditations are subject to change, Eurofins Calscience places the ownership of method, analyte & accreditation compliance upon out subcontract laboratories. This sample shipment is forwarded under chain-of-custody. If the laboratory does not currently maintain accreditation in the State of Origin listed above for analysis/tests/matrix being analyzed, the samples must be shipped back to the Eurofins Calscience laboratory or other instructions will be provided. Any changes to accreditation status should be brought to Eurofins Calscience attention immediately. If all requested accreditations are current to date, return the signed Chain of Custody attesting to said complicance to Eurofins Calscience.

Possible Hazard Identification	*Sample Disposal (A fee may be assessed if samples are retained longer than 1 month)*
Unconfirmed	☐ *Return To Client* ☐ *Disposal By Lab* ☐ *Archive For* _____ *Months*
Deliverable Requested: I, II, III, IV, Other (specify) Primary Deliverable Rank: 2	Special Instructions/QC Requirements:

Empty Kit Relinquished by:	Date:	Time:	Method of Shipment:

	Relinquished by:	Date/Time:	Company	Received by:	Date/Time:	Company
1		9/16/20	EC-IRV		9/16/20 1727	EC-IRV
2		9/16/20 1808	EC-IRV	DANNYL	9/16/20 1808	EC
3						

Custody Seals Intact: Δ Yes Δ No	Custody Seal No.:	Cooler Temperature(s) °C and Other Remarks: 2-7 / 2-3 SC6

Eurofins Calscience Irvine
17461 Derian Ave Suite 100
Irvine, CA 92614-5817
Phone: 949-261-1022 Fax: 949-260-3297

Chain of Custody Record

eurofins | Environment Testing America

Client Information (Sub Contract Lab)	Sampler:	Lab PM: Roberts, Danielle C	Carrier Tracking No(s):	COC No: 440-161750.2
Client Contact: Shipping/Receiving	Phone:	E-Mail: Danielle.Roberts@Eurofinset.com	State of Origin: California	Page: Page 2 of 3
Company: Eurofins Calscience LLC		Accreditations Required (See note): State - California		Job #: 440-271915-1
Address: 7440 Lincoln Way, ,	Due Date Requested: 9/17/2020			
City: Garden Grove	TAT Requested (days):			
State, Zip: CA, 92841				
Phone: 714-895-5494(Tel) 714-894-7501(Fax)	PO #:			
Email:	WO #:			
Project Name: Malibu USD	Project #: 44018625			
Site:	SSOW#:			

Analysis Requested

Preservation Codes:

A - HCL, B - NaOH, C - Zn Acetate, D - Nitric Acid, E - NaHSO4, F - MeOH, G - Amchlor, H - Ascorbic Acid, I - Ice, J - DI Water, K - EDTA, L - EDA, M - Hexane, N - None, O - AsNaO2, P - Na2O4S, Q - Na2SO3, R - Na2S2O3, S - H2SO4, T - TSP Dodecahydrate, U - Acetone, V - MCAA, W - pH 4-5, Z - other (specify)

Other:

Sample Identification - Client ID (Lab ID)	Sample Date	Sample Time	Sample Type (C=comp, G=grab)	Matrix (W=water, S=solid, O=waste/oil, BT=Tissue, A=Air)	Field Filtered Sample (Yes or No)	Perform MS/MSD (Yes or No)	8081A/3546 Routine Pesticides List	8082/3545 Routine PCB List	Total Number of containers	Special Instructions/Note:
			Preservation Code:							
JC-PG4-1 (440-271915-10)	9/16/20	09:05 Pacific		Solid			X	X	1	
JC-PG4-3 (440-271915-11)	9/16/20	09:39 Pacific		Solid			X		1	
JC-PG4-5 (440-271915-12)	9/16/20	09:42 Pacific		Solid			X		1	
JC-PG5-1 (440-271915-13)	9/16/20	09:51 Pacific		Solid			X	X	1	
JC-PG5-3 (440-271915-14)	9/16/20	09:54 Pacific		Solid			X		1	
JC-PG5-5 (440-271915-15)	9/16/20	10:01 Pacific		Solid			X		1	
JC-PG6-1 (440-271915-16)	9/16/20	10:13 Pacific		Solid			X	X	1	
JC-PG6-3 (440-271915-17)	9/16/20	10:26 Pacific		Solid			X		1	
JC-PG6-5 (440-271915-18)	9/16/20	10:28 Pacific		Solid			X		1	

Note: Since laboratory accreditations are subject to change, Eurofins Calscience places the ownership of method, analyte & accreditation compliance upon out subcontract laboratories. This sample shipment is forwarded under chain-of-custody. If the laboratory does not currently maintain accreditation in the State of Origin listed above for analysis/tests/matrix being analyzed, the samples must be shipped back to the Eurofins Calscience laboratory or other instructions will be provided. Any changes to accreditation status should be brought to Eurofins Calscience attention immediately. If all requested accreditations are current to date, return the signed Chain of Custody attesting to said complicance to Eurofins Calscience.

Possible Hazard Identification	*Sample Disposal (A fee may be assessed if samples are retained longer than 1 month)*
Unconfirmed	☐ *Return To Client* ☐ *Disposal By Lab* ☐ *Archive For* _____ *Months*
Deliverable Requested: I, II, III, IV, Other (specify) Primary Deliverable Rank: 2	Special Instructions/QC Requirements:

Empty Kit Relinquished by:	Date:	Time:	Method of Shipment:

	Relinquished by:	Date/Time:	Company	Received by:	Date/Time:	Company
1		9/16/20	EC-IRV		9/16/20 1727	EC-IRV
2		9/16/20 1808	EC-IRV		9/16/20 18:08	EC
3						

Custody Seals Intact: ∆ Yes ∆ No	Custody Seal No.:	Cooler Temperature(s) °C and Other Remarks:

Eurofins Calscience Irvine
17461 Derian Ave Suite 100
Irvine, CA 92614-5817
Phone: 949-261-1022 Fax: 949-260-3297

Chain of Custody Record

eurofins | Environment Testing America

Client Information (Sub Contract Lab)	Sampler:	Lab PM: Roberts, Danielle C	Carrier Tracking No(s):	COC No: 440-161750.3
Client Contact: Shipping/Receiving	Phone:	E-Mail: Danielle.Roberts@Eurofinset.com	State of Origin: California	Page: Page 3 of 3
Company: Eurofins Calscience LLC		Accreditations Required (See note): State - California		Job #: 440-271915-1
Address: 7440 Lincoln Way, ,	Due Date Requested: 9/17/2020			
City: Garden Grove	TAT Requested (days):			
State, Zip: CA, 92841				
Phone: 714-895-5494(Tel) 714-894-7501(Fax)	PO #:			
Email:	WO #:			
Project Name: Malibu USD	Project #: 44018625			
Site:	SSOW#:			

Analysis Requested

Preservation Codes:

A - HCL	M - Hexane
B - NaOH	N - None
C - Zn Acetate	O - AsNaO2
D - Nitric Acid	P - Na2O4S
E - NaHSO4	Q - Na2SO3
F - MeOH	R - Na2S2O3
G - Amchlor	S - H2SO4
H - Ascorbic Acid	T - TSP Dodecahydrate
I - Ice	U - Acetone
J - DI Water	V - MCAA
K - EDTA	W - pH 4-5
L - EDA	Z - other (specify)

Other:

Sample Identification - Client ID (Lab ID)	Sample Date	Sample Time	Sample Type (C=comp, G=grab)	Matrix (W=water, S=solid, O=waste/oil, BT=Tissue, A=Air)	Field Filtered Sample (Yes or No)	Perform MS/MSD (Yes or No)	8081A/3546 Routine Pesticides List	8082/3545 Routine PCB List	Total Number of containers	Special Instructions/Note:
			Preservation Code:							
JC-PG7-1 (440-271915-19)	9/16/20	10:56 Pacific		Solid			X	X	1	
JC-PG7-3 (440-271915-20)	9/16/20	11:00 Pacific		Solid			X		1	
JC-PG7-5 (440-271915-21)	9/16/20	11:04 Pacific		Solid			X		1	
JC-PG8-1 (440-271915-22)	9/16/20	10:36 Pacific		Solid			X	X	1	
JC-PG8-3 (440-271915-23)	9/16/20	10:42 Pacific		Solid			X		1	
JC-PG8-5 (440-271915-24)	9/16/20	10:47 Pacific		Solid			X		1	

Note: Since laboratory accreditations are subject to change, Eurofins Calscience places the ownership of method, analyte & accreditation compliance upon out subcontract laboratories. This sample shipment is forwarded under chain-of-custody. If the laboratory does not currently maintain accreditation in the State of Origin listed above for analysis/tests/matrix being analyzed, the samples must be shipped back to the Eurofins Calscience laboratory or other instructions will be provided. Any changes to accreditation status should be brought to Eurofins Calscience attention immediately. If all requested accreditations are current to date, return the signed Chain of Custody attesting to said complicance to Eurofins Calscience.

Possible Hazard Identification	*Sample Disposal (A fee may be assessed if samples are retained longer than 1 month)*
Unconfirmed	☐ *Return To Client* ☐ *Disposal By Lab* ☐ *Archive For* _____ *Months*
Deliverable Requested: I, II, III, IV, Other (specify) Primary Deliverable Rank: 2	Special Instructions/QC Requirements:

Empty Kit Relinquished by:	Date:	Time:	Method of Shipment:

	Relinquished by:	Date/Time:	Company	Received by:	Date/Time:	Company
1		9/16/20	EC-IRV		9/16/20 1727	EC-IRV
2		9/16/20 1806	EC-IRV	Dannyle	9/16/20 18:08	EC
3		Date/Time:	Company	Received by:	Date/Time:	Company

Custody Seals Intact: Δ Yes Δ No	Custody Seal No.:	Cooler Temperature(s) °C and Other Remarks:

Ver: 01/16/2019

Login Sample Receipt Checklist

Client: Leighton Consulting Inc

Job Number: 440-271915-1
SDG Number: Playground

Login Number: 271915
List Number: 1
Creator: Bonta, Lucia F

List Source: Eurofins Irvine

Question	Answer	Comment
Radioactivity wasn't checked or is </= background as measured by a survey meter.	True	
The cooler's custody seal, if present, is intact.	N/A	Not present
Sample custody seals, if present, are intact.	N/A	Not Present
The cooler or samples do not appear to have been compromised or tampered with.	True	
Samples were received on ice.	True	
Cooler Temperature is acceptable.	True	
Cooler Temperature is recorded.	True	
COC is present.	True	
COC is filled out in ink and legible.	True	
COC is filled out with all pertinent information.	True	
Is the Field Sampler's name present on COC?	False	Refer to Job Narrative for details.
There are no discrepancies between the containers received and the COC.	True	
Samples are received within Holding Time (excluding tests with immediate HTs)	True	
Sample containers have legible labels.	True	
Containers are not broken or leaking.	True	
Sample collection date/times are provided.	True	
Appropriate sample containers are used.	True	
Sample bottles are completely filled.	True	
Sample Preservation Verified.	N/A	
There is sufficient vol. for all requested analyses, incl. any requested MS/MSDs	True	
Containers requiring zero headspace have no headspace or bubble is <6mm (1/4").	True	
Multiphasic samples are not present.	True	
Samples do not require splitting or compositing.	True	
Residual Chlorine Checked.	N/A	

Login Sample Receipt Checklist

Client: Leighton Consulting Inc

Job Number: 440-271915-1
SDG Number: Playground

Login Number: 271915
List Number: 2
Creator: Cortez Diaz, Antonio

List Source: Eurofins Calscience
List Creation: 09/16/20 08:43 PM

Question	Answer	Comment
Radioactivity wasn't checked or is </= background as measured by a survey meter.	N/A	
The cooler's custody seal, if present, is intact.	True	
Sample custody seals, if present, are intact.	True	
The cooler or samples do not appear to have been compromised or tampered with.	True	
Samples were received on ice.	True	
Cooler Temperature is acceptable.	True	
Cooler Temperature is recorded.	True	
COC is present.	True	
COC is filled out in ink and legible.	True	
COC is filled out with all pertinent information.	True	
Is the Field Sampler's name present on COC?	False	Received project as a subcontract.
There are no discrepancies between the containers received and the COC.	True	
Samples are received within Holding Time (excluding tests with immediate HTs)	True	
Sample containers have legible labels.	True	
Containers are not broken or leaking.	True	
Sample collection date/times are provided.	True	
Appropriate sample containers are used.	True	
Sample bottles are completely filled.	True	
Sample Preservation Verified.	True	
There is sufficient vol. for all requested analyses, incl. any requested MS/MSDs	True	
Containers requiring zero headspace have no headspace or bubble is <6mm (1/4").	True	
Multiphasic samples are not present.	True	
Samples do not require splitting or compositing.	True	
Residual Chlorine Checked.	N/A	

eurofins | Environment Testing America

ANALYTICAL REPORT

Eurofins Calscience Irvine
17461 Derian Ave
Suite 100
Irvine, CA 92614-5817
Tel: (949)261-1022

Laboratory Job ID: 440-272679-1
Laboratory Sample Delivery Group: Cabrillo Elementary
Client Project/Site: Cabrillo Elementary

For:
Leighton Consulting Inc
17781 Cowan
Suite 200
Irvine, California 92614

Attn: Joe Roe

Authorized for release by:
10/16/2020 1:04:23 PM

Danielle Roberts, Senior Project Manager
(949)260-3249
Danielle.Roberts@Eurofinset.com

LINKS

Review your project results through TotalAccess

Have a Question? Ask The Expert

Visit us at: www.eurofinsus.com/Env

The test results in this report meet all 2003 NELAC, 2009 TNI, and 2016 TNI requirements for accredited parameters, exceptions are noted in this report. This report may not be reproduced except in full, and with written approval from the laboratory. For questions please contact the Project Manager at the e-mail address or telephone number listed on this page.

This report has been electronically signed and authorized by the signatory. Electronic signature is intended to be the legally binding equivalent of a traditionally handwritten signature.

Results relate only to the items tested and the sample(s) as received by the laboratory.

Table of Contents

Cover Page 1
Table of Contents 2
Sample Summary 3
Case Narrative 4
Detection Summary 6
Client Sample Results 14
Surrogate Summary 71
Method Summary 75
Lab Chronicle 76
QC Sample Results 90
QC Association Summary 111
Definitions/Glossary 121
Certification Summary 122
Chain of Custody 123
Receipt Checklists 129

Sample Summary

Client: Leighton Consulting Inc
Project/Site: Cabrillo Elementary

Job ID: 440-272679-1
SDG: Cabrillo Elementary

Lab Sample ID	Client Sample ID	Matrix	Collected	Received	Asset ID
440-272679-1	JC-9-0.5	Solid	10/02/20 09:35	10/02/20 17:45	
440-272679-2	JC-9-1.0	Solid	10/02/20 09:36	10/02/20 17:45	
440-272679-5	JC-10-0.5	Solid	10/02/20 09:45	10/02/20 17:45	
440-272679-6	JC-10-1.0	Solid	10/02/20 09:46	10/02/20 17:45	
440-272679-7	JC-10-3.0	Solid	10/02/20 09:47	10/02/20 17:45	
440-272679-8	JC-10-5.0	Solid	10/02/20 09:48	10/02/20 17:45	
440-272679-9	JC-23-0.5	Solid	10/02/20 08:20	10/02/20 17:45	
440-272679-10	JC-23-1.0	Solid	10/02/20 08:21	10/02/20 17:45	
440-272679-11	JC-23-3.0	Solid	10/02/20 08:22	10/02/20 17:45	
440-272679-12	JC-23-5.0	Solid	10/02/20 08:23	10/02/20 17:45	
440-272679-13	JC-12-0.5	Solid	10/02/20 12:00	10/02/20 17:45	
440-272679-14	JC-12-1.0	Solid	10/02/20 12:01	10/02/20 17:45	
440-272679-15	JC-12-3.0	Solid	10/02/20 12:02	10/02/20 17:45	
440-272679-16	JC-12-5.0	Solid	10/02/20 12:03	10/02/20 17:45	
440-272679-17	JC-12-7.0	Solid	10/02/20 12:04	10/02/20 17:45	
440-272679-18	JC-13-0.5	Solid	10/02/20 09:25	10/02/20 17:45	
440-272679-19	JC-13-1.0	Solid	10/02/20 09:26	10/02/20 17:45	
440-272679-22	JC-14-0.5	Solid	10/02/20 09:18	10/02/20 17:45	
440-272679-23	JC-14-1.0	Solid	10/02/20 09:19	10/02/20 17:45	
440-272679-26	JC-15-0.5	Solid	10/02/20 08:45	10/02/20 17:45	
440-272679-27	JC-15-1.0	Solid	10/02/20 08:46	10/02/20 17:45	
440-272679-28	JC-15-3.0	Solid	10/02/20 08:47	10/02/20 17:45	
440-272679-30	JC-16-0.5	Solid	10/02/20 08:50	10/02/20 17:45	
440-272679-31	JC-16-1.0	Solid	10/02/20 08:51	10/02/20 17:45	
440-272679-32	JC-16-3.0	Solid	10/02/20 08:52	10/02/20 17:45	
440-272679-34	JC-17-0.5	Solid	10/02/20 09:05	10/02/20 17:45	
440-272679-35	JC-17-1.0	Solid	10/02/20 09:06	10/02/20 17:45	
440-272679-36	JC-17-3.0	Solid	10/02/20 09:07	10/02/20 17:45	
440-272679-38	JC-18-0.5	Solid	10/02/20 10:55	10/02/20 17:45	
440-272679-39	JC-18-1.0	Solid	10/02/20 10:56	10/02/20 17:45	
440-272679-40	JC-18-3.0	Solid	10/02/20 10:57	10/02/20 17:45	
440-272679-41	JC-19-0.5	Solid	10/02/20 10:20	10/02/20 17:45	
440-272679-42	JC-19-1.0	Solid	10/02/20 10:21	10/02/20 17:45	
440-272679-43	JC-19-3.0	Solid	10/02/20 10:22	10/02/20 17:45	
440-272679-45	JC-20-0.5	Solid	10/02/20 10:24	10/02/20 17:45	
440-272679-46	JC-20-1.0	Solid	10/02/20 10:25	10/02/20 17:45	
440-272679-47	JC-20-3.0	Solid	10/02/20 10:26	10/02/20 17:45	
440-272679-49	JC-21-0.5	Solid	10/02/20 10:50	10/02/20 17:45	
440-272679-50	JC-21-1.0	Solid	10/02/20 10:51	10/02/20 17:45	
440-272679-53	JC-22-0.5	Solid	10/02/20 12:32	10/02/20 17:45	
440-272679-54	JC-22-1.0	Solid	10/02/20 12:33	10/02/20 17:45	
440-272679-57	JC-11-0.5	Solid	10/02/20 11:00	10/02/20 17:45	
440-272679-58	JC-11-1.0	Solid	10/02/20 11:01	10/02/20 17:45	
440-272679-59	JC-11-3.0	Solid	10/02/20 11:02	10/02/20 17:45	
440-272679-61	JC-24-0.5	Solid	10/02/20 12:20	10/02/20 17:45	
440-272679-62	JC-24-1.0	Solid	10/02/20 12:21	10/02/20 17:45	
440-272679-65	JC-25-0.5	Solid	10/02/20 11:44	10/02/20 17:45	
440-272679-66	JC-25-1.0	Solid	10/02/20 11:45	10/02/20 17:45	
440-272679-67	JC-25-3.0	Solid	10/02/20 11:46	10/02/20 17:45	
440-272679-68	JC-25-5.0	Solid	10/02/20 11:47	10/02/20 17:45	
440-272679-69	JC-25-7.0	Solid	10/02/20 11:48	10/02/20 17:45	
440-272679-70	JC-11-7.0	Solid	10/02/20 11:04	10/02/20 17:45	

Job ID: 440-272679-1

Laboratory: Eurofins Calscience Irvine

Narrative

Job Narrative
440-272679-1

Comments
No additional comments.

Receipt
The samples were received on 10/2/2020 5:45 PM; the samples arrived in good condition, and where required, properly preserved and on ice. The temperatures of the 2 coolers at receipt time were 5.2º C and 5.5º C.

GC/MS VOA
Method 8260B: The initial calibration curve analyzed in batch 570-99997 was outside method criteria for the following analyte(s): Bromomethane. As indicated in the reference method, sample analysis may proceed; however, any detection or non-detection for the affected analyte(s) is considered an estimated concentration.

Method 8260B: Insufficient sample volume was available to perform a matrix spike/matrix spike duplicate (MS/MSD) associated with analytical batch 570-99997.

No additional analytical or quality issues were noted, other than those described above or in the Definitions/Glossary page.

GC VOA
Method 8015B: Insufficient sample volume was available to perform a matrix spike/matrix spike duplicate (MS/MSD) associated with analytical batch 570-100006.

No additional analytical or quality issues were noted, other than those described above or in the Definitions/Glossary page.

GC Semi VOA
Method 8081A: The continuing calibration verification (CCV) associated with batch 570-100496 recovered above the upper control limit for < Endosulfan I>. The samples associated with this CCV were non-detects for the affected analytes; therefore, the data have been reported.

Method 8081A: The following samples has clear evidence of the presence of chlordane based on the presence of cis and trans chlordane; however, the chlordane peaks in the sample do not closely match the laboratory's Technical Chlordane standard: JC-13-1.0 (440-272679-19), JC-18-0.5 (440-272679-38) and JC-11-0.5 (440-272679-57). As a result, there is increased quantitative uncertainty associated with this result.

Method 8082: The continuing calibration verification (CCV) associated with batch 570-100338 recovered above the upper control limit for < DCB Decachlorobiphenyl (Surr)>. The samples associated with this CCV were non-detects; therefore, the data have been reported.

Method 8082: The following sample appears to contain polychlorinated biphenyls (PCBs); however, due to weathering or other environmental processes, the PCBs in the sample do not closely match any of the laboratory's Aroclor standards used for instrument calibration: JC-20-0.5 (440-272679-45). The sample(s) has been quantified and reported as Aroclor-1260. Due to the poor match with the Aroclor standard(s), there is increased qualitative and quantitative uncertainty associated with this result.

No additional analytical or quality issues were noted, other than those described above or in the Definitions/Glossary page.

Metals
Method 6010B: The serial dilution performed of Cr and V for the following sample associated with batch 440-627056 was outside control limits: (440-272679-F-9-A SD ^25)

Method 6010B: The matrix spike / matrix spike duplicate (MS/MSD) recoveries for preparation batch 440-626781 and analytical batch 440-627056 were outside control limits for Antimony and Vanadium. Sample matrix interference is suspected because the associated laboratory control sample (LCS) recovery was within acceptance limits.

Method 6010B: The matrix spike / matrix spike duplicate (MS/MSD) recoveries for preparation batch 440-626811 and analytical batch

Job ID: 440-272679-1 (Continued)

Laboratory: Eurofins Calscience Irvine (Continued)

440-627056 were outside control limits for Antimony. Sample matrix interference is suspected because the associated laboratory control sample (LCS) recovery was within acceptance limits.

No additional analytical or quality issues were noted, other than those described above or in the Definitions/Glossary page.

Organic Prep
No analytical or quality issues were noted, other than those described in the Definitions/Glossary page.

VOA Prep
Method 5035: The following samples were received in pre-weighed containers with a label that was added in the field, which would cause a slight low bias in the final results. JC-10-3.0 (440-272679-7), JC-10-5.0 (440-272679-8), JC-23-0.5 (440-272679-9), JC-23-1.0 (440-272679-10), JC-23-3.0 (440-272679-11), JC-11-1.0 (440-272679-58), JC-11-3.0 (440-272679-59), JC-25-1.0 (440-272679-66) and JC-25-3.0 (440-272679-67).

Method 5035: The following samples were received in pre-weighed containers with a label that was added in the field, which would cause a slight low bias in the final results. JC-10-3.0 (440-272679-7), JC-10-5.0 (440-272679-8), JC-23-0.5 (440-272679-9), JC-23-1.0 (440-272679-10), JC-23-3.0 (440-272679-11), JC-11-1.0 (440-272679-58), JC-11-3.0 (440-272679-59), JC-25-1.0 (440-272679-66) and JC-25-3.0 (440-272679-67).

No additional analytical or quality issues were noted, other than those described above or in the Definitions/Glossary page.

Job ID: 440-272679-2

Laboratory: Eurofins Calscience Irvine

Narrative

Job Narrative
440-272679-2

Comments
No additional comments.

Receipt
The samples were received on 10/2/2020 5:45 PM; the samples arrived in good condition, and where required, properly preserved and on ice. The temperatures of the 2 coolers at receipt time were 5.2º C and 5.5º C.

Metals
No analytical or quality issues were noted, other than those described in the Definitions/Glossary page.

Organic Prep
Method 1311: Insufficient sample was provided to perform the leaching procedure with the required 100g for the following sample: JC-12-7.0 (440-272679-17). The volume of leaching fluid was adjusted proportionally to maintain a 20:1 ratio of leaching fluid to weight of sample. Reporting limits (RLs) are not affected.

No additional analytical or quality issues were noted, other than those described above or in the Definitions/Glossary page.

Detection Summary

Client: Leighton Consulting Inc
Project/Site: Cabrillo Elementary

Job ID: 440-272679-1
SDG: Cabrillo Elementary

Client Sample ID: JC-9-0.5 — Lab Sample ID: 440-272679-1

Analyte	Result	Qualifier	RL	MDL	Unit	Dil Fac	D	Method	Prep Type
Arsenic	2.4		0.50	0.25	mg/Kg	20		6020	Total/NA

Client Sample ID: JC-9-1.0 — Lab Sample ID: 440-272679-2

Analyte	Result	Qualifier	RL	MDL	Unit	Dil Fac	D	Method	Prep Type
Arsenic	2.9		0.51	0.25	mg/Kg	20		6020	Total/NA

Client Sample ID: JC-10-0.5 — Lab Sample ID: 440-272679-5

Analyte	Result	Qualifier	RL	MDL	Unit	Dil Fac	D	Method	Prep Type
Arsenic	3.9		3.0	1.5	mg/Kg	5		6010B	Total/NA
Barium	60		1.5	0.75	mg/Kg	5		6010B	Total/NA
Beryllium	0.36	J	0.50	0.25	mg/Kg	5		6010B	Total/NA
Cadmium	1.2		0.50	0.25	mg/Kg	5		6010B	Total/NA
Chromium	64		1.0	0.50	mg/Kg	5		6010B	Total/NA
Cobalt	17		1.0	0.50	mg/Kg	5		6010B	Total/NA
Copper	25		2.0	1.1	mg/Kg	5		6010B	Total/NA
Lead	4.8		2.0	1.0	mg/Kg	5		6010B	Total/NA
Molybdenum	5.2		2.0	1.0	mg/Kg	5		6010B	Total/NA
Nickel	62		2.0	1.0	mg/Kg	5		6010B	Total/NA
Vanadium	67		1.0	0.50	mg/Kg	5		6010B	Total/NA
Zinc	42		5.0	2.5	mg/Kg	5		6010B	Total/NA
Chromium	0.092	J	0.10	0.050	mg/L	20		6010B	STLC Citrate
Mercury	0.024		0.020	0.012	mg/Kg	1		7471A	Total/NA

Client Sample ID: JC-10-1.0 — Lab Sample ID: 440-272679-6

Analyte	Result	Qualifier	RL	MDL	Unit	Dil Fac	D	Method	Prep Type
Arsenic	3.4		3.0	1.5	mg/Kg	5		6010B	Total/NA
Barium	68		1.5	0.74	mg/Kg	5		6010B	Total/NA
Beryllium	0.32	J	0.49	0.25	mg/Kg	5		6010B	Total/NA
Cadmium	1.3		0.49	0.25	mg/Kg	5		6010B	Total/NA
Chromium	65		0.99	0.49	mg/Kg	5		6010B	Total/NA
Cobalt	16		0.99	0.49	mg/Kg	5		6010B	Total/NA
Copper	25		2.0	1.1	mg/Kg	5		6010B	Total/NA
Lead	5.2		2.0	0.99	mg/Kg	5		6010B	Total/NA
Molybdenum	4.8		2.0	0.99	mg/Kg	5		6010B	Total/NA
Nickel	60		2.0	0.99	mg/Kg	5		6010B	Total/NA
Vanadium	61		0.99	0.49	mg/Kg	5		6010B	Total/NA
Zinc	46		4.9	2.5	mg/Kg	5		6010B	Total/NA
Chromium	0.094	J	0.10	0.050	mg/L	20		6010B	STLC Citrate
Mercury	0.021		0.020	0.012	mg/Kg	1		7471A	Total/NA

Client Sample ID: JC-10-3.0 — Lab Sample ID: 440-272679-7

Analyte	Result	Qualifier	RL	MDL	Unit	Dil Fac	D	Method	Prep Type
Benzene	1.1		0.76	0.19	ug/Kg	1		8260B	Total/NA
Lead	5.0		2.0	0.99	mg/Kg	5		6010B	Total/NA

Client Sample ID: JC-10-5.0 — Lab Sample ID: 440-272679-8

Analyte	Result	Qualifier	RL	MDL	Unit	Dil Fac	D	Method	Prep Type
Benzene	1.6		0.90	0.23	ug/Kg	1		8260B	Total/NA

This Detection Summary does not include radiochemical test results.

Eurofins Calscience Irvine

Client Sample ID: JC-10-5.0 (Continued) — Lab Sample ID: 440-272679-8

Analyte	Result	Qualifier	RL	MDL	Unit	Dil Fac	D	Method	Prep Type
gamma-Chlordane	0.49	J	25	0.26	ug/Kg	1		8081A	Total/NA

Client Sample ID: JC-23-0.5 — Lab Sample ID: 440-272679-9

Analyte	Result	Qualifier	RL	MDL	Unit	Dil Fac	D	Method	Prep Type
Benzene	0.58	J	0.81	0.21	ug/Kg	1		8260B	Total/NA
C23-C40	28	Z	4.8	3.7	mg/Kg	1		8015B	Total/NA
gamma-Chlordane	0.43	J	25	0.26	ug/Kg	1		8081A	Total/NA
Lead	5.4		2.0	1.0	mg/Kg	5		6010B	Total/NA
Arsenic	4.0		0.51	0.25	mg/Kg	20		6020	Total/NA

Client Sample ID: JC-23-1.0 — Lab Sample ID: 440-272679-10

Analyte	Result	Qualifier	RL	MDL	Unit	Dil Fac	D	Method	Prep Type
Benzene	0.49	J	0.83	0.21	ug/Kg	1		8260B	Total/NA
Lead	5.5		2.0	1.0	mg/Kg	5		6010B	Total/NA
Arsenic	4.5		0.50	0.25	mg/Kg	20		6020	Total/NA

Client Sample ID: JC-23-3.0 — Lab Sample ID: 440-272679-11

Analyte	Result	Qualifier	RL	MDL	Unit	Dil Fac	D	Method	Prep Type
Benzene	0.61	J	0.92	0.24	ug/Kg	1		8260B	Total/NA
gamma-Chlordane	0.33	J p	25	0.26	ug/Kg	1		8081A	Total/NA

Client Sample ID: JC-23-5.0 — Lab Sample ID: 440-272679-12

Analyte	Result	Qualifier	RL	MDL	Unit	Dil Fac	D	Method	Prep Type
gamma-Chlordane	0.34	J p	25	0.26	ug/Kg	1		8081A	Total/NA

Client Sample ID: JC-12-0.5 — Lab Sample ID: 440-272679-13

Analyte	Result	Qualifier	RL	MDL	Unit	Dil Fac	D	Method	Prep Type
Lead	13		2.0	1.0	mg/Kg	5		6010B	Total/NA
Arsenic	2.7		0.51	0.25	mg/Kg	20		6020	Total/NA

Client Sample ID: JC-12-1.0 — Lab Sample ID: 440-272679-14

Analyte	Result	Qualifier	RL	MDL	Unit	Dil Fac	D	Method	Prep Type
Chlordane	5.8	J	130	2.4	ug/Kg	1		8081A	Total/NA
gamma-Chlordane	0.92	J	25	0.26	ug/Kg	1		8081A	Total/NA
Lead	13		2.0	1.0	mg/Kg	5		6010B	Total/NA
Arsenic	2.0		0.50	0.25	mg/Kg	20		6020	Total/NA

Client Sample ID: JC-12-3.0 — Lab Sample ID: 440-272679-15

Analyte	Result	Qualifier	RL	MDL	Unit	Dil Fac	D	Method	Prep Type
4,4'-DDE	0.82	J	25	0.54	ug/Kg	1		8081A	Total/NA

Client Sample ID: JC-12-5.0 — Lab Sample ID: 440-272679-16

Analyte	Result	Qualifier	RL	MDL	Unit	Dil Fac	D	Method	Prep Type
4,4'-DDE	7.3	J	25	0.53	ug/Kg	1		8081A	Total/NA
4,4'-DDT	1.1	J	25	0.36	ug/Kg	1		8081A	Total/NA
gamma-Chlordane	0.52	J p	25	0.25	ug/Kg	1		8081A	Total/NA
Arsenic	1.9	J	3.0	1.5	mg/Kg	5		6010B	Total/NA

This Detection Summary does not include radiochemical test results.

Client Sample ID: JC-12-5.0 (Continued) — Lab Sample ID: 440-272679-16

Analyte	Result	Qualifier	RL	MDL	Unit	Dil Fac	D	Method	Prep Type
Barium	90		1.5	0.75	mg/Kg	5		6010B	Total/NA
Beryllium	0.36	J	0.50	0.25	mg/Kg	5		6010B	Total/NA
Cadmium	1.2		0.50	0.25	mg/Kg	5		6010B	Total/NA
Chromium	59		1.0	0.50	mg/Kg	5		6010B	Total/NA
Cobalt	14		1.0	0.50	mg/Kg	5		6010B	Total/NA
Copper	21		2.0	1.1	mg/Kg	5		6010B	Total/NA
Lead	8.0		2.0	1.0	mg/Kg	5		6010B	Total/NA
Molybdenum	3.6		2.0	1.0	mg/Kg	5		6010B	Total/NA
Nickel	51		2.0	1.0	mg/Kg	5		6010B	Total/NA
Vanadium	62		1.0	0.50	mg/Kg	5		6010B	Total/NA
Zinc	32		5.0	2.5	mg/Kg	5		6010B	Total/NA
Chromium	0.12		0.10	0.050	mg/L	20		6010B	STLC Citrate
Mercury	0.021		0.020	0.012	mg/Kg	1		7471A	Total/NA

Client Sample ID: JC-12-7.0 — Lab Sample ID: 440-272679-17

Analyte	Result	Qualifier	RL	MDL	Unit	Dil Fac	D	Method	Prep Type
4,4'-DDE	0.73	J p	25	0.54	ug/Kg	1		8081A	Total/NA
gamma-Chlordane	0.37	J p	25	0.26	ug/Kg	1		8081A	Total/NA
Arsenic	4.1		3.0	1.5	mg/Kg	5		6010B	Total/NA
Barium	85		1.5	0.74	mg/Kg	5		6010B	Total/NA
Cadmium	1.0		0.50	0.25	mg/Kg	5		6010B	Total/NA
Chromium	48		0.99	0.50	mg/Kg	5		6010B	Total/NA
Cobalt	17		0.99	0.50	mg/Kg	5		6010B	Total/NA
Copper	31		2.0	1.1	mg/Kg	5		6010B	Total/NA
Lead	1000		2.0	0.99	mg/Kg	5		6010B	Total/NA
Molybdenum	8.3		2.0	0.99	mg/Kg	5		6010B	Total/NA
Nickel	58		2.0	0.99	mg/Kg	5		6010B	Total/NA
Vanadium	53		0.99	0.50	mg/Kg	5		6010B	Total/NA
Zinc	1100		5.0	2.5	mg/Kg	5		6010B	Total/NA
Lead	0.12		0.10	0.040	mg/L	1		6010B	TCLP
Mercury	0.028		0.020	0.012	mg/Kg	1		7471A	Total/NA

Client Sample ID: JC-13-0.5 — Lab Sample ID: 440-272679-18

Analyte	Result	Qualifier	RL	MDL	Unit	Dil Fac	D	Method	Prep Type
4,4'-DDE	0.82	J	25	0.54	ug/Kg	1		8081A	Total/NA
4,4'-DDT	1.1	J p	25	0.36	ug/Kg	1		8081A	Total/NA
alpha-Chlordane	4.4	J p	25	1.3	ug/Kg	1		8081A	Total/NA
Chlordane	15	J	130	2.4	ug/Kg	1		8081A	Total/NA
gamma-Chlordane	4.1	J	25	0.26	ug/Kg	1		8081A	Total/NA
Lead	9.1		2.0	1.0	mg/Kg	5		6010B	Total/NA
Arsenic	3.0		0.51	0.25	mg/Kg	20		6020	Total/NA

Client Sample ID: JC-13-1.0 — Lab Sample ID: 440-272679-19

Analyte	Result	Qualifier	RL	MDL	Unit	Dil Fac	D	Method	Prep Type
Chlordane	3.8	J	130	2.4	ug/Kg	1		8081A	Total/NA
gamma-Chlordane	0.62	J	25	0.26	ug/Kg	1		8081A	Total/NA
Lead	5.4		2.0	0.99	mg/Kg	5		6010B	Total/NA
Arsenic	3.4		0.50	0.25	mg/Kg	20		6020	Total/NA

This Detection Summary does not include radiochemical test results.

Detection Summary

Client: Leighton Consulting Inc
Project/Site: Cabrillo Elementary

Job ID: 440-272679-1
SDG: Cabrillo Elementary

Client Sample ID: JC-14-0.5 — Lab Sample ID: 440-272679-22

Analyte	Result	Qualifier	RL	MDL	Unit	Dil Fac	D	Method	Prep Type
Lead	4.8		2.0	1.0	mg/Kg	5		6010B	Total/NA
Arsenic	3.7		0.50	0.25	mg/Kg	20		6020	Total/NA

Client Sample ID: JC-14-1.0 — Lab Sample ID: 440-272679-23

Analyte	Result	Qualifier	RL	MDL	Unit	Dil Fac	D	Method	Prep Type
Lead	5.0		2.0	1.0	mg/Kg	5		6010B	Total/NA
Arsenic	3.6		0.50	0.25	mg/Kg	20		6020	Total/NA

Client Sample ID: JC-15-0.5 — Lab Sample ID: 440-272679-26

Analyte	Result	Qualifier	RL	MDL	Unit	Dil Fac	D	Method	Prep Type
Lead	4.0		2.0	0.99	mg/Kg	5		6010B	Total/NA
Arsenic	2.7		0.50	0.25	mg/Kg	20		6020	Total/NA

Client Sample ID: JC-15-1.0 — Lab Sample ID: 440-272679-27

Analyte	Result	Qualifier	RL	MDL	Unit	Dil Fac	D	Method	Prep Type
4,4'-DDT	0.79	J	25	0.36	ug/Kg	1		8081A	Total/NA
Lead	4.9		2.0	1.0	mg/Kg	5		6010B	Total/NA
Arsenic	4.8		0.50	0.25	mg/Kg	20		6020	Total/NA

Client Sample ID: JC-15-3.0 — Lab Sample ID: 440-272679-28

No Detections.

Client Sample ID: JC-16-0.5 — Lab Sample ID: 440-272679-30

Analyte	Result	Qualifier	RL	MDL	Unit	Dil Fac	D	Method	Prep Type
Lead	5.5		2.0	1.0	mg/Kg	5		6010B	Total/NA
Arsenic	4.3		0.50	0.25	mg/Kg	20		6020	Total/NA

Client Sample ID: JC-16-1.0 — Lab Sample ID: 440-272679-31

Analyte	Result	Qualifier	RL	MDL	Unit	Dil Fac	D	Method	Prep Type
Lead	4.0		2.0	0.99	mg/Kg	5		6010B	Total/NA
Arsenic	2.4		0.49	0.25	mg/Kg	20		6020	Total/NA

Client Sample ID: JC-16-3.0 — Lab Sample ID: 440-272679-32

No Detections.

Client Sample ID: JC-17-0.5 — Lab Sample ID: 440-272679-34

Analyte	Result	Qualifier	RL	MDL	Unit	Dil Fac	D	Method	Prep Type
Lead	4.0		2.0	1.0	mg/Kg	5		6010B	Total/NA
Arsenic	2.8		0.50	0.25	mg/Kg	20		6020	Total/NA

Client Sample ID: JC-17-1.0 — Lab Sample ID: 440-272679-35

Analyte	Result	Qualifier	RL	MDL	Unit	Dil Fac	D	Method	Prep Type
Lead	5.0		2.0	1.0	mg/Kg	5		6010B	Total/NA
Arsenic	2.7		0.50	0.25	mg/Kg	20		6020	Total/NA

Client Sample ID: JC-17-3.0 — Lab Sample ID: 440-272679-36

No Detections.

This Detection Summary does not include radiochemical test results.

Eurofins Calscience Irvine

Detection Summary

Client: Leighton Consulting Inc
Project/Site: Cabrillo Elementary

Job ID: 440-272679-1
SDG: Cabrillo Elementary

Client Sample ID: JC-18-0.5 — Lab Sample ID: 440-272679-38

Analyte	Result	Qualifier	RL	MDL	Unit	Dil Fac	D	Method	Prep Type
4,4'-DDE	28		25	0.54	ug/Kg	1		8081A	Total/NA
4,4'-DDT	6.1	J	25	0.36	ug/Kg	1		8081A	Total/NA
alpha-Chlordane	13	J p	25	1.3	ug/Kg	1		8081A	Total/NA
Chlordane	36	J	120	2.4	ug/Kg	1		8081A	Total/NA
Dieldrin	1.4	J	25	0.25	ug/Kg	1		8081A	Total/NA
gamma-Chlordane	8.1	J	25	0.26	ug/Kg	1		8081A	Total/NA
Heptachlor epoxide	0.72	J p	25	0.67	ug/Kg	1		8081A	Total/NA
Lead	12		2.0	1.0	mg/Kg	5		6010B	Total/NA
Arsenic	2.9		0.51	0.25	mg/Kg	20		6020	Total/NA

Client Sample ID: JC-18-1.0 — Lab Sample ID: 440-272679-39

Analyte	Result	Qualifier	RL	MDL	Unit	Dil Fac	D	Method	Prep Type
alpha-Chlordane	1.5	J p	25	1.3	ug/Kg	1		8081A	Total/NA
Chlordane	11	J	130	2.4	ug/Kg	1		8081A	Total/NA
gamma-Chlordane	1.2	J	25	0.26	ug/Kg	1		8081A	Total/NA
Lead	4.7		2.0	1.0	mg/Kg	5		6010B	Total/NA
Arsenic	3.6		0.51	0.25	mg/Kg	20		6020	Total/NA

Client Sample ID: JC-18-3.0 — Lab Sample ID: 440-272679-40

No Detections.

Client Sample ID: JC-19-0.5 — Lab Sample ID: 440-272679-41

Analyte	Result	Qualifier	RL	MDL	Unit	Dil Fac	D	Method	Prep Type
4,4'-DDE	21	J	25	0.54	ug/Kg	1		8081A	Total/NA
4,4'-DDT	3.0	J p	25	0.36	ug/Kg	1		8081A	Total/NA
alpha-Chlordane	350		250	13	ug/Kg	10		8081A	Total/NA
Chlordane	1000	J	1200	24	ug/Kg	10		8081A	Total/NA
Dieldrin	4.8	J p	25	0.25	ug/Kg	1		8081A	Total/NA
Endosulfan I	9.6	J p	25	0.44	ug/Kg	1		8081A	Total/NA
gamma-Chlordane	250		250	2.6	ug/Kg	10		8081A	Total/NA
Heptachlor epoxide	31	p	25	0.67	ug/Kg	1		8081A	Total/NA

Client Sample ID: JC-19-1.0 — Lab Sample ID: 440-272679-42

No Detections.

Client Sample ID: JC-19-3.0 — Lab Sample ID: 440-272679-43

No Detections.

Client Sample ID: JC-20-0.5 — Lab Sample ID: 440-272679-45

Analyte	Result	Qualifier	RL	MDL	Unit	Dil Fac	D	Method	Prep Type
4,4'-DDE	12	J	25	0.53	ug/Kg	1		8081A	Total/NA
4,4'-DDT	8.1	J	25	0.36	ug/Kg	1		8081A	Total/NA
alpha-Chlordane	31	p	25	1.3	ug/Kg	1		8081A	Total/NA
Chlordane	95	J	120	2.3	ug/Kg	1		8081A	Total/NA
Dieldrin	0.95	J	25	0.25	ug/Kg	1		8081A	Total/NA
gamma-Chlordane	25		25	0.25	ug/Kg	1		8081A	Total/NA
Aroclor-1260	84		50	25	ug/Kg	1		8082	Total/NA
Lead	13		2.0	1.0	mg/Kg	5		6010B	Total/NA
Arsenic	5.4		0.50	0.25	mg/Kg	20		6020	Total/NA

This Detection Summary does not include radiochemical test results.

Detection Summary

Client: Leighton Consulting Inc
Project/Site: Cabrillo Elementary

Job ID: 440-272679-1
SDG: Cabrillo Elementary

Client Sample ID: JC-20-1.0 — Lab Sample ID: 440-272679-46

Analyte	Result	Qualifier	RL	MDL	Unit	Dil Fac	D	Method	Prep Type
4,4'-DDE	3.9	J p	25	0.54	ug/Kg	1		8081A	Total/NA
4,4'-DDT	2.1	J	25	0.36	ug/Kg	1		8081A	Total/NA
gamma-Chlordane	0.85	J	25	0.26	ug/Kg	1		8081A	Total/NA
Lead	7.3		2.0	1.0	mg/Kg	5		6010B	Total/NA
Arsenic	4.4		0.51	0.25	mg/Kg	20		6020	Total/NA

Client Sample ID: JC-20-3.0 — Lab Sample ID: 440-272679-47

No Detections.

Client Sample ID: JC-21-0.5 — Lab Sample ID: 440-272679-49

Analyte	Result	Qualifier	RL	MDL	Unit	Dil Fac	D	Method	Prep Type
4,4'-DDE	2.9	J	25	0.54	ug/Kg	1		8081A	Total/NA
4,4'-DDT	1.5	J p	25	0.36	ug/Kg	1		8081A	Total/NA
alpha-Chlordane	3.6	J p	25	1.3	ug/Kg	1		8081A	Total/NA
Chlordane	12	J	120	2.4	ug/Kg	1		8081A	Total/NA
Dieldrin	0.46	J p	25	0.25	ug/Kg	1		8081A	Total/NA
gamma-Chlordane	3.3	J p	25	0.26	ug/Kg	1		8081A	Total/NA
Lead	14		2.0	1.0	mg/Kg	5		6010B	Total/NA
Arsenic	8.2		0.51	0.25	mg/Kg	20		6020	Total/NA

Client Sample ID: JC-21-1.0 — Lab Sample ID: 440-272679-50

Analyte	Result	Qualifier	RL	MDL	Unit	Dil Fac	D	Method	Prep Type
gamma-Chlordane	0.29	J p	25	0.26	ug/Kg	1		8081A	Total/NA
Lead	11		2.0	1.0	mg/Kg	5		6010B	Total/NA
Arsenic	10		0.51	0.25	mg/Kg	20		6020	Total/NA

Client Sample ID: JC-22-0.5 — Lab Sample ID: 440-272679-53

Analyte	Result	Qualifier	RL	MDL	Unit	Dil Fac	D	Method	Prep Type
gamma-Chlordane	0.49	J p	25	0.25	ug/Kg	1		8081A	Total/NA
Lead	3.2		2.0	1.0	mg/Kg	5		6010B	Total/NA
Arsenic	1.3		0.50	0.25	mg/Kg	20		6020	Total/NA

Client Sample ID: JC-22-1.0 — Lab Sample ID: 440-272679-54

Analyte	Result	Qualifier	RL	MDL	Unit	Dil Fac	D	Method	Prep Type
gamma-Chlordane	0.27	J p	25	0.26	ug/Kg	1		8081A	Total/NA
Lead	3.7		2.0	1.0	mg/Kg	5		6010B	Total/NA
Arsenic	2.5		0.50	0.25	mg/Kg	20		6020	Total/NA

Client Sample ID: JC-11-0.5 — Lab Sample ID: 440-272679-57

Analyte	Result	Qualifier	RL	MDL	Unit	Dil Fac	D	Method	Prep Type
4,4'-DDE	6.6	J	25	0.54	ug/Kg	1		8081A	Total/NA
4,4'-DDT	0.59	J p	25	0.36	ug/Kg	1		8081A	Total/NA
Chlordane	6.7	J	120	2.4	ug/Kg	1		8081A	Total/NA
gamma-Chlordane	0.61	J	25	0.26	ug/Kg	1		8081A	Total/NA
Lead	5.4		2.0	1.0	mg/Kg	5		6010B	Total/NA
Arsenic	10		0.51	0.25	mg/Kg	20		6020	Total/NA

This Detection Summary does not include radiochemical test results.

Detection Summary

Client: Leighton Consulting Inc
Project/Site: Cabrillo Elementary

Job ID: 440-272679-1
SDG: Cabrillo Elementary

Client Sample ID: JC-11-1.0 — Lab Sample ID: 440-272679-58

Analyte	Result	Qualifier	RL	MDL	Unit	Dil Fac	D	Method	Prep Type
Benzene	0.85		0.85	0.22	ug/Kg	1		8260B	Total/NA
gamma-Chlordane	0.65	J	25	0.26	ug/Kg	1		8081A	Total/NA
Lead	4.9		2.0	1.0	mg/Kg	5		6010B	Total/NA
Arsenic	3.4		0.50	0.25	mg/Kg	20		6020	Total/NA

Client Sample ID: JC-11-3.0 — Lab Sample ID: 440-272679-59

Analyte	Result	Qualifier	RL	MDL	Unit	Dil Fac	D	Method	Prep Type
Benzene	0.61	J	1.1	0.27	ug/Kg	1		8260B	Total/NA

Client Sample ID: JC-24-0.5 — Lab Sample ID: 440-272679-61

Analyte	Result	Qualifier	RL	MDL	Unit	Dil Fac	D	Method	Prep Type
4,4'-DDE	0.88	J p	25	0.54	ug/Kg	1		8081A	Total/NA
4,4'-DDT	8.6	J	25	0.36	ug/Kg	1		8081A	Total/NA
Lead	84		2.0	1.0	mg/Kg	5		6010B	Total/NA
Arsenic	4.7		0.51	0.25	mg/Kg	20		6020	Total/NA

Client Sample ID: JC-24-1.0 — Lab Sample ID: 440-272679-62

Analyte	Result	Qualifier	RL	MDL	Unit	Dil Fac	D	Method	Prep Type
Lead	7.1		2.0	1.0	mg/Kg	5		6010B	Total/NA
Arsenic	2.5		0.50	0.25	mg/Kg	20		6020	Total/NA

Client Sample ID: JC-25-0.5 — Lab Sample ID: 440-272679-65

No Detections.

Client Sample ID: JC-25-1.0 — Lab Sample ID: 440-272679-66

Analyte	Result	Qualifier	RL	MDL	Unit	Dil Fac	D	Method	Prep Type
Benzene	0.31	J	0.98	0.25	ug/Kg	1		8260B	Total/NA
p-Isopropyltoluene	0.72	J	0.98	0.69	ug/Kg	1		8260B	Total/NA
Toluene	1.4		0.98	0.59	ug/Kg	1		8260B	Total/NA
Lead	5.2		2.0	1.0	mg/Kg	5		6010B	Total/NA
Arsenic	2.4		0.51	0.25	mg/Kg	20		6020	Total/NA

Client Sample ID: JC-25-3.0 — Lab Sample ID: 440-272679-67

Analyte	Result	Qualifier	RL	MDL	Unit	Dil Fac	D	Method	Prep Type
C23-C40	5.8	Z	4.9	3.8	mg/Kg	1		8015B	Total/NA
4,4'-DDE	3.8	J	25	0.54	ug/Kg	1		8081A	Total/NA
Lead	5.2		2.0	1.0	mg/Kg	5		6010B	Total/NA
Arsenic	3.0		0.50	0.25	mg/Kg	20		6020	Total/NA

Client Sample ID: JC-25-5.0 — Lab Sample ID: 440-272679-68

Analyte	Result	Qualifier	RL	MDL	Unit	Dil Fac	D	Method	Prep Type
Barium	75		1.5	0.74	mg/Kg	5		6010B	Total/NA
Beryllium	0.42	J	0.49	0.25	mg/Kg	5		6010B	Total/NA
Cadmium	0.90		0.49	0.25	mg/Kg	5		6010B	Total/NA
Chromium	64		0.99	0.49	mg/Kg	5		6010B	Total/NA
Cobalt	16		0.99	0.49	mg/Kg	5		6010B	Total/NA
Copper	23		2.0	1.1	mg/Kg	5		6010B	Total/NA
Lead	4.9		2.0	0.99	mg/Kg	5		6010B	Total/NA

This Detection Summary does not include radiochemical test results.

Client Sample ID: JC-25-5.0 (Continued) — Lab Sample ID: 440-272679-68

Analyte	Result	Qualifier	RL	MDL	Unit	Dil Fac	D	Method	Prep Type
Molybdenum	3.6		2.0	0.99	mg/Kg	5		6010B	Total/NA
Nickel	59		2.0	0.99	mg/Kg	5		6010B	Total/NA
Vanadium	62		0.99	0.49	mg/Kg	5		6010B	Total/NA
Zinc	30		4.9	2.5	mg/Kg	5		6010B	Total/NA
Chromium	0.13		0.10	0.050	mg/L	20		6010B	STLC Citrate

Client Sample ID: JC-25-7.0 — Lab Sample ID: 440-272679-69

Analyte	Result	Qualifier	RL	MDL	Unit	Dil Fac	D	Method	Prep Type
C13-C22	8.8	Z	4.9	3.8	mg/Kg	1		8015B	Total/NA

Client Sample ID: JC-11-7.0 — Lab Sample ID: 440-272679-70

No Detections.

This Detection Summary does not include radiochemical test results.

Client Sample ID: JC-9-0.5

Date Collected: 10/02/20 09:35
Date Received: 10/02/20 17:45

Lab Sample ID: 440-272679-1

Matrix: Solid

Method: 8081A - Organochlorine Pesticides (GC)

Analyte	Result	Qualifier	RL	MDL	Unit	D	Prepared	Analyzed	Dil Fac
4,4'-DDD	ND		25	0.98	ug/Kg		10/07/20 09:18	10/09/20 10:46	1
4,4'-DDE	ND		25	0.53	ug/Kg		10/07/20 09:18	10/09/20 10:46	1
4,4'-DDT	ND		25	0.36	ug/Kg		10/07/20 09:18	10/09/20 10:46	1
Aldrin	ND		25	0.30	ug/Kg		10/07/20 09:18	10/09/20 10:46	1
alpha-BHC	ND		25	3.0	ug/Kg		10/07/20 09:18	10/09/20 10:46	1
alpha-Chlordane	ND		25	1.3	ug/Kg		10/07/20 09:18	10/09/20 10:46	1
beta-BHC	ND		25	3.7	ug/Kg		10/07/20 09:18	10/09/20 10:46	1
Chlordane	ND		120	2.4	ug/Kg		10/07/20 09:18	10/09/20 10:46	1
delta-BHC	ND		25	3.3	ug/Kg		10/07/20 09:18	10/09/20 10:46	1
Dieldrin	ND		25	0.25	ug/Kg		10/07/20 09:18	10/09/20 10:46	1
Endosulfan I	ND		25	0.43	ug/Kg		10/07/20 09:18	10/09/20 10:46	1
Endosulfan II	ND		25	0.31	ug/Kg		10/07/20 09:18	10/09/20 10:46	1
Endosulfan sulfate	ND		25	0.40	ug/Kg		10/07/20 09:18	10/09/20 10:46	1
Endrin	ND		25	0.33	ug/Kg		10/07/20 09:18	10/09/20 10:46	1
Endrin aldehyde	ND		25	0.73	ug/Kg		10/07/20 09:18	10/09/20 10:46	1
Endrin ketone	ND		25	0.47	ug/Kg		10/07/20 09:18	10/09/20 10:46	1
gamma-BHC	ND		25	0.62	ug/Kg		10/07/20 09:18	10/09/20 10:46	1
gamma-Chlordane	ND		25	0.26	ug/Kg		10/07/20 09:18	10/09/20 10:46	1
Heptachlor	ND		25	0.88	ug/Kg		10/07/20 09:18	10/09/20 10:46	1
Heptachlor epoxide	ND		25	0.66	ug/Kg		10/07/20 09:18	10/09/20 10:46	1
Methoxychlor	ND		25	0.81	ug/Kg		10/07/20 09:18	10/09/20 10:46	1
Toxaphene	ND		120	20	ug/Kg		10/07/20 09:18	10/09/20 10:46	1

Surrogate	*%Recovery*	*Qualifier*	*Limits*	*Prepared*	*Analyzed*	*Dil Fac*
DCB Decachlorobiphenyl (Surr)	*99*		*20 - 155*	*10/07/20 09:18*	*10/09/20 10:46*	*1*
Tetrachloro-m-xylene	*82*		*25 - 126*	*10/07/20 09:18*	*10/09/20 10:46*	*1*

Method: 6020 - Metals (ICP/MS)

Analyte	Result	Qualifier	RL	MDL	Unit	D	Prepared	Analyzed	Dil Fac
Arsenic	**2.4**		0.50	0.25	mg/Kg		10/07/20 09:30	10/07/20 18:42	20

Client Sample ID: JC-9-1.0

Date Collected: 10/02/20 09:36
Date Received: 10/02/20 17:45

Lab Sample ID: 440-272679-2

Matrix: Solid

Method: 8081A - Organochlorine Pesticides (GC)

Analyte	Result	Qualifier	RL	MDL	Unit	D	Prepared	Analyzed	Dil Fac
4,4'-DDD	ND		25	0.99	ug/Kg		10/07/20 09:18	10/09/20 06:44	1
4,4'-DDE	ND		25	0.54	ug/Kg		10/07/20 09:18	10/09/20 06:44	1
4,4'-DDT	ND		25	0.36	ug/Kg		10/07/20 09:18	10/09/20 06:44	1
Aldrin	ND		25	0.30	ug/Kg		10/07/20 09:18	10/09/20 06:44	1
alpha-BHC	ND		25	3.0	ug/Kg		10/07/20 09:18	10/09/20 06:44	1
alpha-Chlordane	ND		25	1.3	ug/Kg		10/07/20 09:18	10/09/20 06:44	1
beta-BHC	ND		25	3.7	ug/Kg		10/07/20 09:18	10/09/20 06:44	1
Chlordane	ND		130	2.4	ug/Kg		10/07/20 09:18	10/09/20 06:44	1
delta-BHC	ND		25	3.3	ug/Kg		10/07/20 09:18	10/09/20 06:44	1
Dieldrin	ND		25	0.25	ug/Kg		10/07/20 09:18	10/09/20 06:44	1
Endosulfan I	ND		25	0.44	ug/Kg		10/07/20 09:18	10/09/20 06:44	1
Endosulfan II	ND		25	0.31	ug/Kg		10/07/20 09:18	10/09/20 06:44	1
Endosulfan sulfate	ND		25	0.40	ug/Kg		10/07/20 09:18	10/09/20 06:44	1

Client Sample ID: JC-9-1.0

Date Collected: 10/02/20 09:36
Date Received: 10/02/20 17:45

Lab Sample ID: 440-272679-2

Matrix: Solid

Method: 8081A - Organochlorine Pesticides (GC) (Continued)

Analyte	Result	Qualifier	RL	MDL	Unit	D	Prepared	Analyzed	Dil Fac
Endrin	ND		25	0.33	ug/Kg		10/07/20 09:18	10/09/20 06:44	1
Endrin aldehyde	ND		25	0.73	ug/Kg		10/07/20 09:18	10/09/20 06:44	1
Endrin ketone	ND		25	0.48	ug/Kg		10/07/20 09:18	10/09/20 06:44	1
gamma-BHC	ND		25	0.62	ug/Kg		10/07/20 09:18	10/09/20 06:44	1
gamma-Chlordane	ND		25	0.26	ug/Kg		10/07/20 09:18	10/09/20 06:44	1
Heptachlor	ND		25	0.89	ug/Kg		10/07/20 09:18	10/09/20 06:44	1
Heptachlor epoxide	ND		25	0.67	ug/Kg		10/07/20 09:18	10/09/20 06:44	1
Methoxychlor	ND		25	0.81	ug/Kg		10/07/20 09:18	10/09/20 06:44	1
Toxaphene	ND		130	20	ug/Kg		10/07/20 09:18	10/09/20 06:44	1

Surrogate	*%Recovery*	*Qualifier*	*Limits*	*Prepared*	*Analyzed*	*Dil Fac*
DCB Decachlorobiphenyl (Surr)	*81*		*20 - 155*	*10/07/20 09:18*	*10/09/20 06:44*	*1*
Tetrachloro-m-xylene	*83*		*25 - 126*	*10/07/20 09:18*	*10/09/20 06:44*	*1*

Method: 6020 - Metals (ICP/MS)

Analyte	Result	Qualifier	RL	MDL	Unit	D	Prepared	Analyzed	Dil Fac
Arsenic	**2.9**		0.51	0.25	mg/Kg		10/07/20 09:30	10/07/20 18:44	20

Client Sample ID: JC-10-0.5

Date Collected: 10/02/20 09:45
Date Received: 10/02/20 17:45

Lab Sample ID: 440-272679-5

Matrix: Solid

Method: 8081A - Organochlorine Pesticides (GC)

Analyte	Result	Qualifier	RL	MDL	Unit	D	Prepared	Analyzed	Dil Fac
4,4'-DDD	ND		25	0.99	ug/Kg		10/07/20 09:18	10/09/20 11:00	1
4,4'-DDE	ND		25	0.54	ug/Kg		10/07/20 09:18	10/09/20 11:00	1
4,4'-DDT	ND		25	0.36	ug/Kg		10/07/20 09:18	10/09/20 11:00	1
Aldrin	ND		25	0.30	ug/Kg		10/07/20 09:18	10/09/20 11:00	1
alpha-BHC	ND		25	3.0	ug/Kg		10/07/20 09:18	10/09/20 11:00	1
alpha-Chlordane	ND		25	1.3	ug/Kg		10/07/20 09:18	10/09/20 11:00	1
beta-BHC	ND		25	3.7	ug/Kg		10/07/20 09:18	10/09/20 11:00	1
Chlordane	ND		120	2.4	ug/Kg		10/07/20 09:18	10/09/20 11:00	1
delta-BHC	ND		25	3.3	ug/Kg		10/07/20 09:18	10/09/20 11:00	1
Dieldrin	ND		25	0.25	ug/Kg		10/07/20 09:18	10/09/20 11:00	1
Endosulfan I	ND		25	0.44	ug/Kg		10/07/20 09:18	10/09/20 11:00	1
Endosulfan II	ND		25	0.31	ug/Kg		10/07/20 09:18	10/09/20 11:00	1
Endosulfan sulfate	ND		25	0.40	ug/Kg		10/07/20 09:18	10/09/20 11:00	1
Endrin	ND		25	0.33	ug/Kg		10/07/20 09:18	10/09/20 11:00	1
Endrin aldehyde	ND		25	0.73	ug/Kg		10/07/20 09:18	10/09/20 11:00	1
Endrin ketone	ND		25	0.48	ug/Kg		10/07/20 09:18	10/09/20 11:00	1
gamma-BHC	ND		25	0.62	ug/Kg		10/07/20 09:18	10/09/20 11:00	1
gamma-Chlordane	ND		25	0.26	ug/Kg		10/07/20 09:18	10/09/20 11:00	1
Heptachlor	ND		25	0.88	ug/Kg		10/07/20 09:18	10/09/20 11:00	1
Heptachlor epoxide	ND		25	0.67	ug/Kg		10/07/20 09:18	10/09/20 11:00	1
Methoxychlor	ND		25	0.81	ug/Kg		10/07/20 09:18	10/09/20 11:00	1
Toxaphene	ND		120	20	ug/Kg		10/07/20 09:18	10/09/20 11:00	1

Surrogate	*%Recovery*	*Qualifier*	*Limits*	*Prepared*	*Analyzed*	*Dil Fac*
DCB Decachlorobiphenyl (Surr)	*74*		*20 - 155*	*10/07/20 09:18*	*10/09/20 11:00*	*1*
Tetrachloro-m-xylene	*71*		*25 - 126*	*10/07/20 09:18*	*10/09/20 11:00*	*1*

Client Sample ID: JC-10-0.5

Date Collected: 10/02/20 09:45
Date Received: 10/02/20 17:45

Lab Sample ID: 440-272679-5

Matrix: Solid

Method: 6010B - Metals (ICP)

Analyte	Result	Qualifier	RL	MDL	Unit	D	Prepared	Analyzed	Dil Fac
Antimony	ND		10	5.0	mg/Kg		10/07/20 09:30	10/08/20 12:53	5
Arsenic	**3.9**		3.0	1.5	mg/Kg		10/07/20 09:30	10/08/20 12:53	5
Barium	**60**		1.5	0.75	mg/Kg		10/07/20 09:30	10/08/20 12:53	5
Beryllium	**0.36**	**J**	0.50	0.25	mg/Kg		10/07/20 09:30	10/08/20 12:53	5
Cadmium	**1.2**		0.50	0.25	mg/Kg		10/07/20 09:30	10/08/20 12:53	5
Chromium	**64**		1.0	0.50	mg/Kg		10/07/20 09:30	10/08/20 12:53	5
Cobalt	**17**		1.0	0.50	mg/Kg		10/07/20 09:30	10/08/20 12:53	5
Copper	**25**		2.0	1.1	mg/Kg		10/07/20 09:30	10/08/20 12:53	5
Lead	**4.8**		2.0	1.0	mg/Kg		10/07/20 09:30	10/08/20 12:53	5
Molybdenum	**5.2**		2.0	1.0	mg/Kg		10/07/20 09:30	10/08/20 12:53	5
Nickel	**62**		2.0	1.0	mg/Kg		10/07/20 09:30	10/08/20 12:53	5
Selenium	ND		3.0	1.7	mg/Kg		10/07/20 09:30	10/08/20 12:53	5
Silver	ND		1.5	0.89	mg/Kg		10/07/20 09:30	10/08/20 12:53	5
Thallium	ND		10	5.0	mg/Kg		10/07/20 09:30	10/08/20 12:53	5
Vanadium	**67**		1.0	0.50	mg/Kg		10/07/20 09:30	10/08/20 12:53	5
Zinc	**42**		5.0	2.5	mg/Kg		10/07/20 09:30	10/08/20 12:53	5

Method: 6010B - Metals (ICP) - STLC Citrate

Analyte	Result	Qualifier	RL	MDL	Unit	D	Prepared	Analyzed	Dil Fac
Chromium	**0.092**	**J**	0.10	0.050	mg/L			10/15/20 18:07	20

Method: 7471A - Mercury (CVAA)

Analyte	Result	Qualifier	RL	MDL	Unit	D	Prepared	Analyzed	Dil Fac
Mercury	**0.024**		0.020	0.012	mg/Kg		10/06/20 11:45	10/06/20 16:43	1

Client Sample ID: JC-10-1.0

Date Collected: 10/02/20 09:46
Date Received: 10/02/20 17:45

Lab Sample ID: 440-272679-6

Matrix: Solid

Method: 8081A - Organochlorine Pesticides (GC)

Analyte	Result	Qualifier	RL	MDL	Unit	D	Prepared	Analyzed	Dil Fac
4,4'-DDD	ND		25	0.99	ug/Kg		10/07/20 09:18	10/09/20 11:14	1
4,4'-DDE	ND		25	0.54	ug/Kg		10/07/20 09:18	10/09/20 11:14	1
4,4'-DDT	ND		25	0.36	ug/Kg		10/07/20 09:18	10/09/20 11:14	1
Aldrin	ND		25	0.30	ug/Kg		10/07/20 09:18	10/09/20 11:14	1
alpha-BHC	ND		25	3.0	ug/Kg		10/07/20 09:18	10/09/20 11:14	1
alpha-Chlordane	ND		25	1.3	ug/Kg		10/07/20 09:18	10/09/20 11:14	1
beta-BHC	ND		25	3.7	ug/Kg		10/07/20 09:18	10/09/20 11:14	1
Chlordane	ND		130	2.4	ug/Kg		10/07/20 09:18	10/09/20 11:14	1
delta-BHC	ND		25	3.3	ug/Kg		10/07/20 09:18	10/09/20 11:14	1
Dieldrin	ND		25	0.25	ug/Kg		10/07/20 09:18	10/09/20 11:14	1
Endosulfan I	ND		25	0.44	ug/Kg		10/07/20 09:18	10/09/20 11:14	1
Endosulfan II	ND		25	0.31	ug/Kg		10/07/20 09:18	10/09/20 11:14	1
Endosulfan sulfate	ND		25	0.41	ug/Kg		10/07/20 09:18	10/09/20 11:14	1
Endrin	ND		25	0.34	ug/Kg		10/07/20 09:18	10/09/20 11:14	1
Endrin aldehyde	ND		25	0.73	ug/Kg		10/07/20 09:18	10/09/20 11:14	1
Endrin ketone	ND		25	0.48	ug/Kg		10/07/20 09:18	10/09/20 11:14	1
gamma-BHC	ND		25	0.63	ug/Kg		10/07/20 09:18	10/09/20 11:14	1
gamma-Chlordane	ND		25	0.26	ug/Kg		10/07/20 09:18	10/09/20 11:14	1
Heptachlor	ND		25	0.89	ug/Kg		10/07/20 09:18	10/09/20 11:14	1

Client Sample ID: JC-10-1.0

Date Collected: 10/02/20 09:46
Date Received: 10/02/20 17:45

Lab Sample ID: 440-272679-6

Matrix: Solid

Method: 8081A - Organochlorine Pesticides (GC) (Continued)

Analyte	Result	Qualifier	RL	MDL	Unit	D	Prepared	Analyzed	Dil Fac
Heptachlor epoxide	ND		25	0.67	ug/Kg		10/07/20 09:18	10/09/20 11:14	1
Methoxychlor	ND		25	0.81	ug/Kg		10/07/20 09:18	10/09/20 11:14	1
Toxaphene	ND		130	20	ug/Kg		10/07/20 09:18	10/09/20 11:14	1

Surrogate	*%Recovery*	*Qualifier*	*Limits*	*Prepared*	*Analyzed*	*Dil Fac*
DCB Decachlorobiphenyl (Surr)	*79*		*20 - 155*	*10/07/20 09:18*	*10/09/20 11:14*	*1*
Tetrachloro-m-xylene	*76*		*25 - 126*	*10/07/20 09:18*	*10/09/20 11:14*	*1*

Method: 6010B - Metals (ICP)

Analyte	Result	Qualifier	RL	MDL	Unit	D	Prepared	Analyzed	Dil Fac
Antimony	ND		9.9	4.9	mg/Kg		10/07/20 09:30	10/08/20 12:55	5
Arsenic	**3.4**		3.0	1.5	mg/Kg		10/07/20 09:30	10/08/20 12:55	5
Barium	**68**		1.5	0.74	mg/Kg		10/07/20 09:30	10/08/20 12:55	5
Beryllium	**0.32**	**J**	0.49	0.25	mg/Kg		10/07/20 09:30	10/08/20 12:55	5
Cadmium	**1.3**		0.49	0.25	mg/Kg		10/07/20 09:30	10/08/20 12:55	5
Chromium	**65**		0.99	0.49	mg/Kg		10/07/20 09:30	10/08/20 12:55	5
Cobalt	**16**		0.99	0.49	mg/Kg		10/07/20 09:30	10/08/20 12:55	5
Copper	**25**		2.0	1.1	mg/Kg		10/07/20 09:30	10/08/20 12:55	5
Lead	**5.2**		2.0	0.99	mg/Kg		10/07/20 09:30	10/08/20 12:55	5
Molybdenum	**4.8**		2.0	0.99	mg/Kg		10/07/20 09:30	10/08/20 12:55	5
Nickel	**60**		2.0	0.99	mg/Kg		10/07/20 09:30	10/08/20 12:55	5
Selenium	ND		3.0	1.7	mg/Kg		10/07/20 09:30	10/08/20 12:55	5
Silver	ND		1.5	0.88	mg/Kg		10/07/20 09:30	10/08/20 12:55	5
Thallium	ND		9.9	4.9	mg/Kg		10/07/20 09:30	10/08/20 12:55	5
Vanadium	**61**		0.99	0.49	mg/Kg		10/07/20 09:30	10/08/20 12:55	5
Zinc	**46**		4.9	2.5	mg/Kg		10/07/20 09:30	10/08/20 12:55	5

Method: 6010B - Metals (ICP) - STLC Citrate

Analyte	Result	Qualifier	RL	MDL	Unit	D	Prepared	Analyzed	Dil Fac
Chromium	**0.094**	**J**	0.10	0.050	mg/L			10/15/20 18:14	20

Method: 7471A - Mercury (CVAA)

Analyte	Result	Qualifier	RL	MDL	Unit	D	Prepared	Analyzed	Dil Fac
Mercury	**0.021**		0.020	0.012	mg/Kg		10/06/20 11:45	10/06/20 16:45	1

Client Sample ID: JC-10-3.0

Date Collected: 10/02/20 09:47
Date Received: 10/02/20 17:45

Lab Sample ID: 440-272679-7

Matrix: Solid

Method: 8260B - Volatile Organic Compounds (GC/MS)

Analyte	Result	Qualifier	RL	MDL	Unit	D	Prepared	Analyzed	Dil Fac
1,1,1,2-Tetrachloroethane	ND		0.76	0.22	ug/Kg		10/06/20 23:32	10/07/20 12:41	1
1,1,1-Trichloroethane	ND		0.76	0.18	ug/Kg		10/06/20 23:32	10/07/20 12:41	1
1,1,2,2-Tetrachloroethane	ND		1.5	0.41	ug/Kg		10/06/20 23:32	10/07/20 12:41	1
1,1,2-Trichloroethane	ND		0.76	0.35	ug/Kg		10/06/20 23:32	10/07/20 12:41	1
1,1-Dichloroethane	ND		0.76	0.21	ug/Kg		10/06/20 23:32	10/07/20 12:41	1
1,1-Dichloroethene	ND		0.76	0.20	ug/Kg		10/06/20 23:32	10/07/20 12:41	1
1,1-Dichloropropene	ND		1.5	0.29	ug/Kg		10/06/20 23:32	10/07/20 12:41	1
1,2,3-Trichlorobenzene	ND		1.5	0.76	ug/Kg		10/06/20 23:32	10/07/20 12:41	1
1,2,3-Trichloropropane	ND		1.5	0.32	ug/Kg		10/06/20 23:32	10/07/20 12:41	1
1,2,4-Trichlorobenzene	ND		1.5	0.31	ug/Kg		10/06/20 23:32	10/07/20 12:41	1

Client: Leighton Consulting Inc
Project/Site: Cabrillo Elementary

Job ID: 440-272679-1
SDG: Cabrillo Elementary

Client Sample ID: JC-10-3.0
Date Collected: 10/02/20 09:47
Date Received: 10/02/20 17:45

Lab Sample ID: 440-272679-7
Matrix: Solid

Method: 8260B - Volatile Organic Compounds (GC/MS) (Continued)

Analyte	Result	Qualifier	RL	MDL	Unit	D	Prepared	Analyzed	Dil Fac
1,2,4-Trimethylbenzene	ND		1.5	0.45	ug/Kg		10/06/20 23:32	10/07/20 12:41	1
1,2-Dibromo-3-Chloropropane	ND		7.6	5.1	ug/Kg		10/06/20 23:32	10/07/20 12:41	1
1,2-Dibromoethane	ND		0.76	0.16	ug/Kg		10/06/20 23:32	10/07/20 12:41	1
1,2-Dichlorobenzene	ND		0.76	0.19	ug/Kg		10/06/20 23:32	10/07/20 12:41	1
1,2-Dichloroethane	ND		0.76	0.21	ug/Kg		10/06/20 23:32	10/07/20 12:41	1
1,2-Dichloropropane	ND		0.76	0.21	ug/Kg		10/06/20 23:32	10/07/20 12:41	1
1,3,5-Trimethylbenzene	ND		1.5	0.45	ug/Kg		10/06/20 23:32	10/07/20 12:41	1
1,3-Dichlorobenzene	ND		0.76	0.19	ug/Kg		10/06/20 23:32	10/07/20 12:41	1
1,3-Dichloropropane	ND		0.76	0.22	ug/Kg		10/06/20 23:32	10/07/20 12:41	1
1,4-Dichlorobenzene	ND		0.76	0.23	ug/Kg		10/06/20 23:32	10/07/20 12:41	1
2,2-Dichloropropane	ND		3.8	0.21	ug/Kg		10/06/20 23:32	10/07/20 12:41	1
2-Chlorotoluene	ND		0.76	0.19	ug/Kg		10/06/20 23:32	10/07/20 12:41	1
4-Chlorotoluene	ND		0.76	0.18	ug/Kg		10/06/20 23:32	10/07/20 12:41	1
Benzene	**1.1**		0.76	0.19	ug/Kg		10/06/20 23:32	10/07/20 12:41	1
Bromobenzene	ND		0.76	0.16	ug/Kg		10/06/20 23:32	10/07/20 12:41	1
Bromochloromethane	ND		1.5	0.34	ug/Kg		10/06/20 23:32	10/07/20 12:41	1
Bromodichloromethane	ND		0.76	0.12	ug/Kg		10/06/20 23:32	10/07/20 12:41	1
Bromoform	ND		3.8	1.0	ug/Kg		10/06/20 23:32	10/07/20 12:41	1
Bromomethane	ND		15	5.0	ug/Kg		10/06/20 23:32	10/07/20 12:41	1
Carbon tetrachloride	ND		0.76	0.23	ug/Kg		10/06/20 23:32	10/07/20 12:41	1
Chlorobenzene	ND		0.76	0.20	ug/Kg		10/06/20 23:32	10/07/20 12:41	1
Chloroethane	ND		1.5	1.1	ug/Kg		10/06/20 23:32	10/07/20 12:41	1
Chloroform	ND		0.76	0.45	ug/Kg		10/06/20 23:32	10/07/20 12:41	1
Chloromethane	ND		15	1.2	ug/Kg		10/06/20 23:32	10/07/20 12:41	1
cis-1,2-Dichloroethene	ND		0.76	0.26	ug/Kg		10/06/20 23:32	10/07/20 12:41	1
cis-1,3-Dichloropropene	ND		0.76	0.26	ug/Kg		10/06/20 23:32	10/07/20 12:41	1
Dibromochloromethane	ND		1.5	0.21	ug/Kg		10/06/20 23:32	10/07/20 12:41	1
Dibromomethane	ND		0.76	0.23	ug/Kg		10/06/20 23:32	10/07/20 12:41	1
Dichlorodifluoromethane	ND		1.5	0.34	ug/Kg		10/06/20 23:32	10/07/20 12:41	1
Di-isopropyl ether (DIPE)	ND		0.76	0.38	ug/Kg		10/06/20 23:32	10/07/20 12:41	1
Ethanol	ND		190	50	ug/Kg		10/06/20 23:32	10/07/20 12:41	1
Ethylbenzene	ND		0.76	0.16	ug/Kg		10/06/20 23:32	10/07/20 12:41	1
Ethyl-t-butyl ether (ETBE)	ND		0.76	0.18	ug/Kg		10/06/20 23:32	10/07/20 12:41	1
Hexachloro-1,3-butadiene	ND		3.8	1.3	ug/Kg		10/06/20 23:32	10/07/20 12:41	1
Isopropylbenzene	ND		0.76	0.45	ug/Kg		10/06/20 23:32	10/07/20 12:41	1
m,p-Xylene	ND		1.5	0.36	ug/Kg		10/06/20 23:32	10/07/20 12:41	1
Methylene Chloride	ND		7.6	2.4	ug/Kg		10/06/20 23:32	10/07/20 12:41	1
Methyl-t-Butyl Ether (MTBE)	ND		1.5	0.14	ug/Kg		10/06/20 23:32	10/07/20 12:41	1
Naphthalene	ND		7.6	3.9	ug/Kg		10/06/20 23:32	10/07/20 12:41	1
n-Butylbenzene	ND		0.76	0.16	ug/Kg		10/06/20 23:32	10/07/20 12:41	1
N-Propylbenzene	ND		1.5	0.45	ug/Kg		10/06/20 23:32	10/07/20 12:41	1
o-Xylene	ND		0.76	0.45	ug/Kg		10/06/20 23:32	10/07/20 12:41	1
p-Isopropyltoluene	ND		0.76	0.53	ug/Kg		10/06/20 23:32	10/07/20 12:41	1
sec-Butylbenzene	ND		0.76	0.45	ug/Kg		10/06/20 23:32	10/07/20 12:41	1
Styrene	ND		0.76	0.53	ug/Kg		10/06/20 23:32	10/07/20 12:41	1
Tert-amyl-methyl ether (TAME)	ND		0.76	0.15	ug/Kg		10/06/20 23:32	10/07/20 12:41	1
tert-Butyl alcohol (TBA)	ND		15	5.3	ug/Kg		10/06/20 23:32	10/07/20 12:41	1
tert-Butylbenzene	ND		0.76	0.19	ug/Kg		10/06/20 23:32	10/07/20 12:41	1
Tetrachloroethene	ND		0.76	0.17	ug/Kg		10/06/20 23:32	10/07/20 12:41	1

Client Sample ID: JC-10-3.0

Date Collected: 10/02/20 09:47
Date Received: 10/02/20 17:45

Lab Sample ID: 440-272679-7

Matrix: Solid

Method: 8260B - Volatile Organic Compounds (GC/MS) (Continued)

Analyte	Result	Qualifier	RL	MDL	Unit	D	Prepared	Analyzed	Dil Fac
Toluene	ND		0.76	0.45	ug/Kg		10/06/20 23:32	10/07/20 12:41	1
trans-1,2-Dichloroethene	ND		0.76	0.23	ug/Kg		10/06/20 23:32	10/07/20 12:41	1
trans-1,3-Dichloropropene	ND		1.5	0.21	ug/Kg		10/06/20 23:32	10/07/20 12:41	1
Trichloroethene	ND		1.5	0.29	ug/Kg		10/06/20 23:32	10/07/20 12:41	1
Trichlorofluoromethane	ND		7.6	0.21	ug/Kg		10/06/20 23:32	10/07/20 12:41	1
Vinyl chloride	ND		0.76	0.29	ug/Kg		10/06/20 23:32	10/07/20 12:41	1
Xylenes, Total	ND		2.3	0.53	ug/Kg		10/06/20 23:32	10/07/20 12:41	1

Surrogate	*%Recovery*	*Qualifier*	*Limits*	*Prepared*	*Analyzed*	*Dil Fac*
1,2-Dichloroethane-d4 (Surr)	*124*		*71 - 155*	*10/06/20 23:32*	*10/07/20 12:41*	*1*
4-Bromofluorobenzene (Surr)	*93*		*80 - 120*	*10/06/20 23:32*	*10/07/20 12:41*	*1*
Dibromofluoromethane (Surr)	*115*		*79 - 133*	*10/06/20 23:32*	*10/07/20 12:41*	*1*
Toluene-d8 (Surr)	*100*		*80 - 120*	*10/06/20 23:32*	*10/07/20 12:41*	*1*

Method: 8015B - Gasoline Range Organics - (GC)

Analyte	Result	Qualifier	RL	MDL	Unit	D	Prepared	Analyzed	Dil Fac
Gasoline Range Organics (C4-C12)	ND		0.075	0.042	mg/Kg		10/06/20 23:32	10/07/20 13:16	1

Surrogate	*%Recovery*	*Qualifier*	*Limits*	*Prepared*	*Analyzed*	*Dil Fac*
4-Bromofluorobenzene (Surr)	*97*		*42 - 126*	*10/06/20 23:32*	*10/07/20 13:16*	*1*

Method: 8015B - Diesel Range Organics(DRO)/Oil Range Organics (ORO)

Analyte	Result	Qualifier	RL	MDL	Unit	D	Prepared	Analyzed	Dil Fac
C13-C22	ND		5.0	3.8	mg/Kg		10/07/20 14:26	10/08/20 06:42	1
C23-C40	ND		5.0	3.8	mg/Kg		10/07/20 14:26	10/08/20 06:42	1

Surrogate	*%Recovery*	*Qualifier*	*Limits*	*Prepared*	*Analyzed*	*Dil Fac*
n-Octacosane (Surr)	*77*		*61 - 145*	*10/07/20 14:26*	*10/08/20 06:42*	*1*

Method: 6010B - Metals (ICP)

Analyte	Result	Qualifier	RL	MDL	Unit	D	Prepared	Analyzed	Dil Fac
Lead	**5.0**		2.0	0.99	mg/Kg		10/07/20 09:30	10/08/20 12:58	5

Client Sample ID: JC-10-5.0

Date Collected: 10/02/20 09:48
Date Received: 10/02/20 17:45

Lab Sample ID: 440-272679-8

Matrix: Solid

Method: 8260B - Volatile Organic Compounds (GC/MS)

Analyte	Result	Qualifier	RL	MDL	Unit	D	Prepared	Analyzed	Dil Fac
1,1,1,2-Tetrachloroethane	ND		0.90	0.26	ug/Kg		10/06/20 23:32	10/07/20 13:08	1
1,1,1-Trichloroethane	ND		0.90	0.21	ug/Kg		10/06/20 23:32	10/07/20 13:08	1
1,1,2,2-Tetrachloroethane	ND		1.8	0.49	ug/Kg		10/06/20 23:32	10/07/20 13:08	1
1,1,2-Trichloroethane	ND		0.90	0.42	ug/Kg		10/06/20 23:32	10/07/20 13:08	1
1,1-Dichloroethane	ND		0.90	0.25	ug/Kg		10/06/20 23:32	10/07/20 13:08	1
1,1-Dichloroethene	ND		0.90	0.24	ug/Kg		10/06/20 23:32	10/07/20 13:08	1
1,1-Dichloropropene	ND		1.8	0.35	ug/Kg		10/06/20 23:32	10/07/20 13:08	1
1,2,3-Trichlorobenzene	ND		1.8	0.90	ug/Kg		10/06/20 23:32	10/07/20 13:08	1
1,2,3-Trichloropropane	ND		1.8	0.38	ug/Kg		10/06/20 23:32	10/07/20 13:08	1
1,2,4-Trichlorobenzene	ND		1.8	0.37	ug/Kg		10/06/20 23:32	10/07/20 13:08	1
1,2,4-Trimethylbenzene	ND		1.8	0.54	ug/Kg		10/06/20 23:32	10/07/20 13:08	1
1,2-Dibromo-3-Chloropropane	ND		9.0	6.1	ug/Kg		10/06/20 23:32	10/07/20 13:08	1

Client: Leighton Consulting Inc
Project/Site: Cabrillo Elementary

Job ID: 440-272679-1
SDG: Cabrillo Elementary

Client Sample ID: JC-10-5.0
Date Collected: 10/02/20 09:48
Date Received: 10/02/20 17:45

Lab Sample ID: 440-272679-8
Matrix: Solid

Method: 8260B - Volatile Organic Compounds (GC/MS) (Continued)

Analyte	Result	Qualifier	RL	MDL	Unit	D	Prepared	Analyzed	Dil Fac
1,2-Dibromoethane	ND		0.90	0.18	ug/Kg		10/06/20 23:32	10/07/20 13:08	1
1,2-Dichlorobenzene	ND		0.90	0.22	ug/Kg		10/06/20 23:32	10/07/20 13:08	1
1,2-Dichloroethane	ND		0.90	0.25	ug/Kg		10/06/20 23:32	10/07/20 13:08	1
1,2-Dichloropropane	ND		0.90	0.25	ug/Kg		10/06/20 23:32	10/07/20 13:08	1
1,3,5-Trimethylbenzene	ND		1.8	0.54	ug/Kg		10/06/20 23:32	10/07/20 13:08	1
1,3-Dichlorobenzene	ND		0.90	0.23	ug/Kg		10/06/20 23:32	10/07/20 13:08	1
1,3-Dichloropropane	ND		0.90	0.26	ug/Kg		10/06/20 23:32	10/07/20 13:08	1
1,4-Dichlorobenzene	ND		0.90	0.28	ug/Kg		10/06/20 23:32	10/07/20 13:08	1
2,2-Dichloropropane	ND		4.5	0.24	ug/Kg		10/06/20 23:32	10/07/20 13:08	1
2-Chlorotoluene	ND		0.90	0.23	ug/Kg		10/06/20 23:32	10/07/20 13:08	1
4-Chlorotoluene	ND		0.90	0.22	ug/Kg		10/06/20 23:32	10/07/20 13:08	1
Benzene	**1.6**		0.90	0.23	ug/Kg		10/06/20 23:32	10/07/20 13:08	1
Bromobenzene	ND		0.90	0.19	ug/Kg		10/06/20 23:32	10/07/20 13:08	1
Bromochloromethane	ND		1.8	0.40	ug/Kg		10/06/20 23:32	10/07/20 13:08	1
Bromodichloromethane	ND		0.90	0.14	ug/Kg		10/06/20 23:32	10/07/20 13:08	1
Bromoform	ND		4.5	1.2	ug/Kg		10/06/20 23:32	10/07/20 13:08	1
Bromomethane	ND		18	5.9	ug/Kg		10/06/20 23:32	10/07/20 13:08	1
Carbon tetrachloride	ND		0.90	0.27	ug/Kg		10/06/20 23:32	10/07/20 13:08	1
Chlorobenzene	ND		0.90	0.24	ug/Kg		10/06/20 23:32	10/07/20 13:08	1
Chloroethane	ND		1.8	1.3	ug/Kg		10/06/20 23:32	10/07/20 13:08	1
Chloroform	ND		0.90	0.53	ug/Kg		10/06/20 23:32	10/07/20 13:08	1
Chloromethane	ND		18	1.4	ug/Kg		10/06/20 23:32	10/07/20 13:08	1
cis-1,2-Dichloroethene	ND		0.90	0.30	ug/Kg		10/06/20 23:32	10/07/20 13:08	1
cis-1,3-Dichloropropene	ND		0.90	0.31	ug/Kg		10/06/20 23:32	10/07/20 13:08	1
Dibromochloromethane	ND		1.8	0.24	ug/Kg		10/06/20 23:32	10/07/20 13:08	1
Dibromomethane	ND		0.90	0.27	ug/Kg		10/06/20 23:32	10/07/20 13:08	1
Dichlorodifluoromethane	ND		1.8	0.41	ug/Kg		10/06/20 23:32	10/07/20 13:08	1
Di-isopropyl ether (DIPE)	ND		0.90	0.45	ug/Kg		10/06/20 23:32	10/07/20 13:08	1
Ethanol	ND		220	59	ug/Kg		10/06/20 23:32	10/07/20 13:08	1
Ethylbenzene	ND		0.90	0.19	ug/Kg		10/06/20 23:32	10/07/20 13:08	1
Ethyl-t-butyl ether (ETBE)	ND		0.90	0.21	ug/Kg		10/06/20 23:32	10/07/20 13:08	1
Hexachloro-1,3-butadiene	ND		4.5	1.5	ug/Kg		10/06/20 23:32	10/07/20 13:08	1
Isopropylbenzene	ND		0.90	0.54	ug/Kg		10/06/20 23:32	10/07/20 13:08	1
m,p-Xylene	ND		1.8	0.43	ug/Kg		10/06/20 23:32	10/07/20 13:08	1
Methylene Chloride	ND		9.0	2.8	ug/Kg		10/06/20 23:32	10/07/20 13:08	1
Methyl-t-Butyl Ether (MTBE)	ND		1.8	0.17	ug/Kg		10/06/20 23:32	10/07/20 13:08	1
Naphthalene	ND		9.0	4.7	ug/Kg		10/06/20 23:32	10/07/20 13:08	1
n-Butylbenzene	ND		0.90	0.19	ug/Kg		10/06/20 23:32	10/07/20 13:08	1
N-Propylbenzene	ND		1.8	0.54	ug/Kg		10/06/20 23:32	10/07/20 13:08	1
o-Xylene	ND		0.90	0.54	ug/Kg		10/06/20 23:32	10/07/20 13:08	1
p-Isopropyltoluene	ND		0.90	0.63	ug/Kg		10/06/20 23:32	10/07/20 13:08	1
sec-Butylbenzene	ND		0.90	0.54	ug/Kg		10/06/20 23:32	10/07/20 13:08	1
Styrene	ND		0.90	0.63	ug/Kg		10/06/20 23:32	10/07/20 13:08	1
Tert-amyl-methyl ether (TAME)	ND		0.90	0.17	ug/Kg		10/06/20 23:32	10/07/20 13:08	1
tert-Butyl alcohol (TBA)	ND		18	6.3	ug/Kg		10/06/20 23:32	10/07/20 13:08	1
tert-Butylbenzene	ND		0.90	0.23	ug/Kg		10/06/20 23:32	10/07/20 13:08	1
Tetrachloroethene	ND		0.90	0.20	ug/Kg		10/06/20 23:32	10/07/20 13:08	1
Toluene	ND		0.90	0.54	ug/Kg		10/06/20 23:32	10/07/20 13:08	1
trans-1,2-Dichloroethene	ND		0.90	0.27	ug/Kg		10/06/20 23:32	10/07/20 13:08	1

Client Sample ID: JC-10-5.0
Date Collected: 10/02/20 09:48
Date Received: 10/02/20 17:45

Lab Sample ID: 440-272679-8
Matrix: Solid

Method: 8260B - Volatile Organic Compounds (GC/MS) (Continued)

Analyte	Result	Qualifier	RL	MDL	Unit	D	Prepared	Analyzed	Dil Fac
trans-1,3-Dichloropropene	ND		1.8	0.25	ug/Kg		10/06/20 23:32	10/07/20 13:08	1
Trichloroethene	ND		1.8	0.35	ug/Kg		10/06/20 23:32	10/07/20 13:08	1
Trichlorofluoromethane	ND		9.0	0.24	ug/Kg		10/06/20 23:32	10/07/20 13:08	1
Vinyl chloride	ND		0.90	0.34	ug/Kg		10/06/20 23:32	10/07/20 13:08	1
Xylenes, Total	ND		2.7	0.63	ug/Kg		10/06/20 23:32	10/07/20 13:08	1

Surrogate	*%Recovery*	*Qualifier*	*Limits*	*Prepared*	*Analyzed*	*Dil Fac*
1,2-Dichloroethane-d4 (Surr)	*124*		*71 - 155*	*10/06/20 23:32*	*10/07/20 13:08*	*1*
4-Bromofluorobenzene (Surr)	*94*		*80 - 120*	*10/06/20 23:32*	*10/07/20 13:08*	*1*
Dibromofluoromethane (Surr)	*118*		*79 - 133*	*10/06/20 23:32*	*10/07/20 13:08*	*1*
Toluene-d8 (Surr)	*101*		*80 - 120*	*10/06/20 23:32*	*10/07/20 13:08*	*1*

Method: 8015B - Gasoline Range Organics - (GC)

Analyte	Result	Qualifier	RL	MDL	Unit	D	Prepared	Analyzed	Dil Fac
Gasoline Range Organics (C4-C12)	ND		0.098	0.054	mg/Kg		10/06/20 23:32	10/07/20 13:40	1

Surrogate	*%Recovery*	*Qualifier*	*Limits*	*Prepared*	*Analyzed*	*Dil Fac*
4-Bromofluorobenzene (Surr)	*95*		*42 - 126*	*10/06/20 23:32*	*10/07/20 13:40*	*1*

Method: 8015B - Diesel Range Organics(DRO)/Oil Range Organics (ORO)

Analyte	Result	Qualifier	RL	MDL	Unit	D	Prepared	Analyzed	Dil Fac
C13-C22	ND		5.0	3.9	mg/Kg		10/07/20 14:26	10/08/20 07:04	1
C23-C40	ND		5.0	3.9	mg/Kg		10/07/20 14:26	10/08/20 07:04	1

Surrogate	*%Recovery*	*Qualifier*	*Limits*	*Prepared*	*Analyzed*	*Dil Fac*
n-Octacosane (Surr)	*76*		*61 - 145*	*10/07/20 14:26*	*10/08/20 07:04*	*1*

Method: 8081A - Organochlorine Pesticides (GC)

Analyte	Result	Qualifier	RL	MDL	Unit	D	Prepared	Analyzed	Dil Fac
4,4'-DDD	ND		25	0.99	ug/Kg		10/07/20 09:18	10/09/20 06:59	1
4,4'-DDE	ND		25	0.54	ug/Kg		10/07/20 09:18	10/09/20 06:59	1
4,4'-DDT	ND		25	0.36	ug/Kg		10/07/20 09:18	10/09/20 06:59	1
Aldrin	ND		25	0.30	ug/Kg		10/07/20 09:18	10/09/20 06:59	1
alpha-BHC	ND		25	3.0	ug/Kg		10/07/20 09:18	10/09/20 06:59	1
alpha-Chlordane	ND		25	1.3	ug/Kg		10/07/20 09:18	10/09/20 06:59	1
beta-BHC	ND		25	3.7	ug/Kg		10/07/20 09:18	10/09/20 06:59	1
Chlordane	ND		130	2.4	ug/Kg		10/07/20 09:18	10/09/20 06:59	1
delta-BHC	ND		25	3.3	ug/Kg		10/07/20 09:18	10/09/20 06:59	1
Dieldrin	ND		25	0.25	ug/Kg		10/07/20 09:18	10/09/20 06:59	1
Endosulfan I	ND		25	0.44	ug/Kg		10/07/20 09:18	10/09/20 06:59	1
Endosulfan II	ND		25	0.31	ug/Kg		10/07/20 09:18	10/09/20 06:59	1
Endosulfan sulfate	ND		25	0.41	ug/Kg		10/07/20 09:18	10/09/20 06:59	1
Endrin	ND		25	0.34	ug/Kg		10/07/20 09:18	10/09/20 06:59	1
Endrin aldehyde	ND		25	0.73	ug/Kg		10/07/20 09:18	10/09/20 06:59	1
Endrin ketone	ND		25	0.48	ug/Kg		10/07/20 09:18	10/09/20 06:59	1
gamma-BHC	ND		25	0.62	ug/Kg		10/07/20 09:18	10/09/20 06:59	1
gamma-Chlordane	**0.49**	**J**	25	0.26	ug/Kg		10/07/20 09:18	10/09/20 06:59	1
Heptachlor	ND		25	0.89	ug/Kg		10/07/20 09:18	10/09/20 06:59	1
Heptachlor epoxide	ND		25	0.67	ug/Kg		10/07/20 09:18	10/09/20 06:59	1
Methoxychlor	ND		25	0.81	ug/Kg		10/07/20 09:18	10/09/20 06:59	1
Toxaphene	ND		130	20	ug/Kg		10/07/20 09:18	10/09/20 06:59	1

Client Sample ID: JC-10-5.0

Date Collected: 10/02/20 09:48
Date Received: 10/02/20 17:45

Lab Sample ID: 440-272679-8

Matrix: Solid

Surrogate	%Recovery	Qualifier	Limits	Prepared	Analyzed	Dil Fac
DCB Decachlorobiphenyl (Surr)	75		20 - 155	10/07/20 09:18	10/09/20 06:59	1
Tetrachloro-m-xylene	73		25 - 126	10/07/20 09:18	10/09/20 06:59	1

Client Sample ID: JC-23-0.5

Date Collected: 10/02/20 08:20
Date Received: 10/02/20 17:45

Lab Sample ID: 440-272679-9

Matrix: Solid

Method: 8260B - Volatile Organic Compounds (GC/MS)

Analyte	Result	Qualifier	RL	MDL	Unit	D	Prepared	Analyzed	Dil Fac
1,1,1,2-Tetrachloroethane	ND		0.81	0.24	ug/Kg		10/06/20 23:32	10/07/20 13:35	1
1,1,1-Trichloroethane	ND		0.81	0.19	ug/Kg		10/06/20 23:32	10/07/20 13:35	1
1,1,2,2-Tetrachloroethane	ND		1.6	0.44	ug/Kg		10/06/20 23:32	10/07/20 13:35	1
1,1,2-Trichloroethane	ND		0.81	0.38	ug/Kg		10/06/20 23:32	10/07/20 13:35	1
1,1-Dichloroethane	ND		0.81	0.23	ug/Kg		10/06/20 23:32	10/07/20 13:35	1
1,1-Dichloroethene	ND		0.81	0.22	ug/Kg		10/06/20 23:32	10/07/20 13:35	1
1,1-Dichloropropene	ND		1.6	0.31	ug/Kg		10/06/20 23:32	10/07/20 13:35	1
1,2,3-Trichlorobenzene	ND		1.6	0.81	ug/Kg		10/06/20 23:32	10/07/20 13:35	1
1,2,3-Trichloropropane	ND		1.6	0.34	ug/Kg		10/06/20 23:32	10/07/20 13:35	1
1,2,4-Trichlorobenzene	ND		1.6	0.33	ug/Kg		10/06/20 23:32	10/07/20 13:35	1
1,2,4-Trimethylbenzene	ND		1.6	0.49	ug/Kg		10/06/20 23:32	10/07/20 13:35	1
1,2-Dibromo-3-Chloropropane	ND		8.1	5.5	ug/Kg		10/06/20 23:32	10/07/20 13:35	1
1,2-Dibromoethane	ND		0.81	0.17	ug/Kg		10/06/20 23:32	10/07/20 13:35	1
1,2-Dichlorobenzene	ND		0.81	0.20	ug/Kg		10/06/20 23:32	10/07/20 13:35	1
1,2-Dichloroethane	ND		0.81	0.22	ug/Kg		10/06/20 23:32	10/07/20 13:35	1
1,2-Dichloropropane	ND		0.81	0.22	ug/Kg		10/06/20 23:32	10/07/20 13:35	1
1,3,5-Trimethylbenzene	ND		1.6	0.49	ug/Kg		10/06/20 23:32	10/07/20 13:35	1
1,3-Dichlorobenzene	ND		0.81	0.20	ug/Kg		10/06/20 23:32	10/07/20 13:35	1
1,3-Dichloropropane	ND		0.81	0.24	ug/Kg		10/06/20 23:32	10/07/20 13:35	1
1,4-Dichlorobenzene	ND		0.81	0.25	ug/Kg		10/06/20 23:32	10/07/20 13:35	1
2,2-Dichloropropane	ND		4.1	0.22	ug/Kg		10/06/20 23:32	10/07/20 13:35	1
2-Chlorotoluene	ND		0.81	0.20	ug/Kg		10/06/20 23:32	10/07/20 13:35	1
4-Chlorotoluene	ND		0.81	0.20	ug/Kg		10/06/20 23:32	10/07/20 13:35	1
Benzene	**0.58**	**J**	0.81	0.21	ug/Kg		10/06/20 23:32	10/07/20 13:35	1
Bromobenzene	ND		0.81	0.17	ug/Kg		10/06/20 23:32	10/07/20 13:35	1
Bromochloromethane	ND		1.6	0.36	ug/Kg		10/06/20 23:32	10/07/20 13:35	1
Bromodichloromethane	ND		0.81	0.13	ug/Kg		10/06/20 23:32	10/07/20 13:35	1
Bromoform	ND		4.1	1.1	ug/Kg		10/06/20 23:32	10/07/20 13:35	1
Bromomethane	ND		16	5.3	ug/Kg		10/06/20 23:32	10/07/20 13:35	1
Carbon tetrachloride	ND		0.81	0.24	ug/Kg		10/06/20 23:32	10/07/20 13:35	1
Chlorobenzene	ND		0.81	0.22	ug/Kg		10/06/20 23:32	10/07/20 13:35	1
Chloroethane	ND		1.6	1.2	ug/Kg		10/06/20 23:32	10/07/20 13:35	1
Chloroform	ND		0.81	0.48	ug/Kg		10/06/20 23:32	10/07/20 13:35	1
Chloromethane	ND		16	1.2	ug/Kg		10/06/20 23:32	10/07/20 13:35	1
cis-1,2-Dichloroethene	ND		0.81	0.27	ug/Kg		10/06/20 23:32	10/07/20 13:35	1
cis-1,3-Dichloropropene	ND		0.81	0.28	ug/Kg		10/06/20 23:32	10/07/20 13:35	1
Dibromochloromethane	ND		1.6	0.22	ug/Kg		10/06/20 23:32	10/07/20 13:35	1
Dibromomethane	ND		0.81	0.25	ug/Kg		10/06/20 23:32	10/07/20 13:35	1
Dichlorodifluoromethane	ND		1.6	0.37	ug/Kg		10/06/20 23:32	10/07/20 13:35	1
Di-isopropyl ether (DIPE)	ND		0.81	0.41	ug/Kg		10/06/20 23:32	10/07/20 13:35	1
Ethanol	ND		200	53	ug/Kg		10/06/20 23:32	10/07/20 13:35	1

Client Sample ID: JC-23-0.5
Date Collected: 10/02/20 08:20
Date Received: 10/02/20 17:45

Lab Sample ID: 440-272679-9
Matrix: Solid

Method: 8260B - Volatile Organic Compounds (GC/MS) (Continued)

Analyte	Result	Qualifier	RL	MDL	Unit	D	Prepared	Analyzed	Dil Fac
Ethylbenzene	ND		0.81	0.17	ug/Kg		10/06/20 23:32	10/07/20 13:35	1
Ethyl-t-butyl ether (ETBE)	ND		0.81	0.19	ug/Kg		10/06/20 23:32	10/07/20 13:35	1
Hexachloro-1,3-butadiene	ND		4.1	1.3	ug/Kg		10/06/20 23:32	10/07/20 13:35	1
Isopropylbenzene	ND		0.81	0.49	ug/Kg		10/06/20 23:32	10/07/20 13:35	1
m,p-Xylene	ND		1.6	0.38	ug/Kg		10/06/20 23:32	10/07/20 13:35	1
Methylene Chloride	ND		8.1	2.5	ug/Kg		10/06/20 23:32	10/07/20 13:35	1
Methyl-t-Butyl Ether (MTBE)	ND		1.6	0.15	ug/Kg		10/06/20 23:32	10/07/20 13:35	1
Naphthalene	ND		8.1	4.2	ug/Kg		10/06/20 23:32	10/07/20 13:35	1
n-Butylbenzene	ND		0.81	0.17	ug/Kg		10/06/20 23:32	10/07/20 13:35	1
N-Propylbenzene	ND		1.6	0.49	ug/Kg		10/06/20 23:32	10/07/20 13:35	1
o-Xylene	ND		0.81	0.49	ug/Kg		10/06/20 23:32	10/07/20 13:35	1
p-Isopropyltoluene	ND		0.81	0.57	ug/Kg		10/06/20 23:32	10/07/20 13:35	1
sec-Butylbenzene	ND		0.81	0.49	ug/Kg		10/06/20 23:32	10/07/20 13:35	1
Styrene	ND		0.81	0.57	ug/Kg		10/06/20 23:32	10/07/20 13:35	1
Tert-amyl-methyl ether (TAME)	ND		0.81	0.16	ug/Kg		10/06/20 23:32	10/07/20 13:35	1
tert-Butyl alcohol (TBA)	ND		16	5.7	ug/Kg		10/06/20 23:32	10/07/20 13:35	1
tert-Butylbenzene	ND		0.81	0.21	ug/Kg		10/06/20 23:32	10/07/20 13:35	1
Tetrachloroethene	ND		0.81	0.18	ug/Kg		10/06/20 23:32	10/07/20 13:35	1
Toluene	ND		0.81	0.49	ug/Kg		10/06/20 23:32	10/07/20 13:35	1
trans-1,2-Dichloroethene	ND		0.81	0.24	ug/Kg		10/06/20 23:32	10/07/20 13:35	1
trans-1,3-Dichloropropene	ND		1.6	0.23	ug/Kg		10/06/20 23:32	10/07/20 13:35	1
Trichloroethene	ND		1.6	0.31	ug/Kg		10/06/20 23:32	10/07/20 13:35	1
Trichlorofluoromethane	ND		8.1	0.22	ug/Kg		10/06/20 23:32	10/07/20 13:35	1
Vinyl chloride	ND		0.81	0.31	ug/Kg		10/06/20 23:32	10/07/20 13:35	1
Xylenes, Total	ND		2.4	0.57	ug/Kg		10/06/20 23:32	10/07/20 13:35	1

Surrogate	*%Recovery*	*Qualifier*	*Limits*	*Prepared*	*Analyzed*	*Dil Fac*
1,2-Dichloroethane-d4 (Surr)	*120*		*71 - 155*	*10/06/20 23:32*	*10/07/20 13:35*	*1*
4-Bromofluorobenzene (Surr)	*92*		*80 - 120*	*10/06/20 23:32*	*10/07/20 13:35*	*1*
Dibromofluoromethane (Surr)	*116*		*79 - 133*	*10/06/20 23:32*	*10/07/20 13:35*	*1*
Toluene-d8 (Surr)	*101*		*80 - 120*	*10/06/20 23:32*	*10/07/20 13:35*	*1*

Method: 8015B - Gasoline Range Organics - (GC)

Analyte	Result	Qualifier	RL	MDL	Unit	D	Prepared	Analyzed	Dil Fac
Gasoline Range Organics (C4-C12)	ND		0.081	0.045	mg/Kg		10/06/20 23:32	10/07/20 14:04	1

Surrogate	*%Recovery*	*Qualifier*	*Limits*	*Prepared*	*Analyzed*	*Dil Fac*
4-Bromofluorobenzene (Surr)	*96*		*42 - 126*	*10/06/20 23:32*	*10/07/20 14:04*	*1*

Method: 8015B - Diesel Range Organics(DRO)/Oil Range Organics (ORO)

Analyte	Result	Qualifier	RL	MDL	Unit	D	Prepared	Analyzed	Dil Fac
C13-C22	ND		4.8	3.7	mg/Kg		10/07/20 14:26	10/08/20 07:26	1
C23-C40	**28**	**Z**	4.8	3.7	mg/Kg		10/07/20 14:26	10/08/20 07:26	1

Surrogate	*%Recovery*	*Qualifier*	*Limits*	*Prepared*	*Analyzed*	*Dil Fac*
n-Octacosane (Surr)	*80*		*61 - 145*	*10/07/20 14:26*	*10/08/20 07:26*	*1*

Method: 8081A - Organochlorine Pesticides (GC)

Analyte	Result	Qualifier	RL	MDL	Unit	D	Prepared	Analyzed	Dil Fac
4,4'-DDD	ND		25	0.98	ug/Kg		10/07/20 09:18	10/09/20 07:13	1
4,4'-DDE	ND		25	0.54	ug/Kg		10/07/20 09:18	10/09/20 07:13	1

Client Sample ID: JC-23-0.5

Date Collected: 10/02/20 08:20
Date Received: 10/02/20 17:45

Lab Sample ID: 440-272679-9
Matrix: Solid

Method: 8081A - Organochlorine Pesticides (GC) (Continued)

Analyte	Result	Qualifier	RL	MDL	Unit	D	Prepared	Analyzed	Dil Fac
4,4'-DDT	ND		25	0.36	ug/Kg		10/07/20 09:18	10/09/20 07:13	1
Aldrin	ND		25	0.30	ug/Kg		10/07/20 09:18	10/09/20 07:13	1
alpha-BHC	ND		25	3.0	ug/Kg		10/07/20 09:18	10/09/20 07:13	1
alpha-Chlordane	ND		25	1.3	ug/Kg		10/07/20 09:18	10/09/20 07:13	1
beta-BHC	ND		25	3.7	ug/Kg		10/07/20 09:18	10/09/20 07:13	1
Chlordane	ND		120	2.4	ug/Kg		10/07/20 09:18	10/09/20 07:13	1
delta-BHC	ND		25	3.3	ug/Kg		10/07/20 09:18	10/09/20 07:13	1
Dieldrin	ND		25	0.25	ug/Kg		10/07/20 09:18	10/09/20 07:13	1
Endosulfan I	ND		25	0.44	ug/Kg		10/07/20 09:18	10/09/20 07:13	1
Endosulfan II	ND		25	0.31	ug/Kg		10/07/20 09:18	10/09/20 07:13	1
Endosulfan sulfate	ND		25	0.40	ug/Kg		10/07/20 09:18	10/09/20 07:13	1
Endrin	ND		25	0.33	ug/Kg		10/07/20 09:18	10/09/20 07:13	1
Endrin aldehyde	ND		25	0.73	ug/Kg		10/07/20 09:18	10/09/20 07:13	1
Endrin ketone	ND		25	0.47	ug/Kg		10/07/20 09:18	10/09/20 07:13	1
gamma-BHC	ND		25	0.62	ug/Kg		10/07/20 09:18	10/09/20 07:13	1
gamma-Chlordane	**0.43**	**J**	25	0.26	ug/Kg		10/07/20 09:18	10/09/20 07:13	1
Heptachlor	ND		25	0.88	ug/Kg		10/07/20 09:18	10/09/20 07:13	1
Heptachlor epoxide	ND		25	0.67	ug/Kg		10/07/20 09:18	10/09/20 07:13	1
Methoxychlor	ND		25	0.81	ug/Kg		10/07/20 09:18	10/09/20 07:13	1
Toxaphene	ND		120	20	ug/Kg		10/07/20 09:18	10/09/20 07:13	1

Surrogate	*%Recovery*	*Qualifier*	*Limits*	*Prepared*	*Analyzed*	*Dil Fac*
DCB Decachlorobiphenyl (Surr)	*88*		*20 - 155*	*10/07/20 09:18*	*10/09/20 07:13*	*1*
Tetrachloro-m-xylene	*84*		*25 - 126*	*10/07/20 09:18*	*10/09/20 07:13*	*1*

Method: 6010B - Metals (ICP)

Analyte	Result	Qualifier	RL	MDL	Unit	D	Prepared	Analyzed	Dil Fac
Lead	**5.4**		2.0	1.0	mg/Kg		10/07/20 09:30	10/08/20 12:43	5

Method: 6020 - Metals (ICP/MS)

Analyte	Result	Qualifier	RL	MDL	Unit	D	Prepared	Analyzed	Dil Fac
Arsenic	**4.0**		0.51	0.25	mg/Kg		10/07/20 09:30	10/07/20 18:27	20

Client Sample ID: JC-23-1.0

Date Collected: 10/02/20 08:21
Date Received: 10/02/20 17:45

Lab Sample ID: 440-272679-10
Matrix: Solid

Method: 8260B - Volatile Organic Compounds (GC/MS)

Analyte	Result	Qualifier	RL	MDL	Unit	D	Prepared	Analyzed	Dil Fac
1,1,1,2-Tetrachloroethane	ND		0.83	0.24	ug/Kg		10/06/20 23:32	10/07/20 14:01	1
1,1,1-Trichloroethane	ND		0.83	0.19	ug/Kg		10/06/20 23:32	10/07/20 14:01	1
1,1,2,2-Tetrachloroethane	ND		1.7	0.45	ug/Kg		10/06/20 23:32	10/07/20 14:01	1
1,1,2-Trichloroethane	ND		0.83	0.39	ug/Kg		10/06/20 23:32	10/07/20 14:01	1
1,1-Dichloroethane	ND		0.83	0.23	ug/Kg		10/06/20 23:32	10/07/20 14:01	1
1,1-Dichloroethene	ND		0.83	0.22	ug/Kg		10/06/20 23:32	10/07/20 14:01	1
1,1-Dichloropropene	ND		1.7	0.32	ug/Kg		10/06/20 23:32	10/07/20 14:01	1
1,2,3-Trichlorobenzene	ND		1.7	0.83	ug/Kg		10/06/20 23:32	10/07/20 14:01	1
1,2,3-Trichloropropane	ND		1.7	0.35	ug/Kg		10/06/20 23:32	10/07/20 14:01	1
1,2,4-Trichlorobenzene	ND		1.7	0.34	ug/Kg		10/06/20 23:32	10/07/20 14:01	1
1,2,4-Trimethylbenzene	ND		1.7	0.50	ug/Kg		10/06/20 23:32	10/07/20 14:01	1
1,2-Dibromo-3-Chloropropane	ND		8.3	5.6	ug/Kg		10/06/20 23:32	10/07/20 14:01	1

Client: Leighton Consulting Inc
Project/Site: Cabrillo Elementary

Job ID: 440-272679-1
SDG: Cabrillo Elementary

Client Sample ID: JC-23-1.0
Date Collected: 10/02/20 08:21
Date Received: 10/02/20 17:45

Lab Sample ID: 440-272679-10
Matrix: Solid

Method: 8260B - Volatile Organic Compounds (GC/MS) (Continued)

Analyte	Result	Qualifier	RL	MDL	Unit	D	Prepared	Analyzed	Dil Fac
1,2-Dibromoethane	ND		0.83	0.17	ug/Kg		10/06/20 23:32	10/07/20 14:01	1
1,2-Dichlorobenzene	ND		0.83	0.21	ug/Kg		10/06/20 23:32	10/07/20 14:01	1
1,2-Dichloroethane	ND		0.83	0.23	ug/Kg		10/06/20 23:32	10/07/20 14:01	1
1,2-Dichloropropane	ND		0.83	0.23	ug/Kg		10/06/20 23:32	10/07/20 14:01	1
1,3,5-Trimethylbenzene	ND		1.7	0.50	ug/Kg		10/06/20 23:32	10/07/20 14:01	1
1,3-Dichlorobenzene	ND		0.83	0.21	ug/Kg		10/06/20 23:32	10/07/20 14:01	1
1,3-Dichloropropane	ND		0.83	0.24	ug/Kg		10/06/20 23:32	10/07/20 14:01	1
1,4-Dichlorobenzene	ND		0.83	0.25	ug/Kg		10/06/20 23:32	10/07/20 14:01	1
2,2-Dichloropropane	ND		4.1	0.23	ug/Kg		10/06/20 23:32	10/07/20 14:01	1
2-Chlorotoluene	ND		0.83	0.21	ug/Kg		10/06/20 23:32	10/07/20 14:01	1
4-Chlorotoluene	ND		0.83	0.20	ug/Kg		10/06/20 23:32	10/07/20 14:01	1
Benzene	**0.49**	**J**	0.83	0.21	ug/Kg		10/06/20 23:32	10/07/20 14:01	1
Bromobenzene	ND		0.83	0.17	ug/Kg		10/06/20 23:32	10/07/20 14:01	1
Bromochloromethane	ND		1.7	0.37	ug/Kg		10/06/20 23:32	10/07/20 14:01	1
Bromodichloromethane	ND		0.83	0.13	ug/Kg		10/06/20 23:32	10/07/20 14:01	1
Bromoform	ND		4.1	1.1	ug/Kg		10/06/20 23:32	10/07/20 14:01	1
Bromomethane	ND		17	5.5	ug/Kg		10/06/20 23:32	10/07/20 14:01	1
Carbon tetrachloride	ND		0.83	0.25	ug/Kg		10/06/20 23:32	10/07/20 14:01	1
Chlorobenzene	ND		0.83	0.22	ug/Kg		10/06/20 23:32	10/07/20 14:01	1
Chloroethane	ND		1.7	1.2	ug/Kg		10/06/20 23:32	10/07/20 14:01	1
Chloroform	ND		0.83	0.49	ug/Kg		10/06/20 23:32	10/07/20 14:01	1
Chloromethane	ND		17	1.3	ug/Kg		10/06/20 23:32	10/07/20 14:01	1
cis-1,2-Dichloroethene	ND		0.83	0.28	ug/Kg		10/06/20 23:32	10/07/20 14:01	1
cis-1,3-Dichloropropene	ND		0.83	0.29	ug/Kg		10/06/20 23:32	10/07/20 14:01	1
Dibromochloromethane	ND		1.7	0.23	ug/Kg		10/06/20 23:32	10/07/20 14:01	1
Dibromomethane	ND		0.83	0.25	ug/Kg		10/06/20 23:32	10/07/20 14:01	1
Dichlorodifluoromethane	ND		1.7	0.38	ug/Kg		10/06/20 23:32	10/07/20 14:01	1
Di-isopropyl ether (DIPE)	ND		0.83	0.41	ug/Kg		10/06/20 23:32	10/07/20 14:01	1
Ethanol	ND		210	55	ug/Kg		10/06/20 23:32	10/07/20 14:01	1
Ethylbenzene	ND		0.83	0.17	ug/Kg		10/06/20 23:32	10/07/20 14:01	1
Ethyl-t-butyl ether (ETBE)	ND		0.83	0.20	ug/Kg		10/06/20 23:32	10/07/20 14:01	1
Hexachloro-1,3-butadiene	ND		4.1	1.4	ug/Kg		10/06/20 23:32	10/07/20 14:01	1
Isopropylbenzene	ND		0.83	0.50	ug/Kg		10/06/20 23:32	10/07/20 14:01	1
m,p-Xylene	ND		1.7	0.39	ug/Kg		10/06/20 23:32	10/07/20 14:01	1
Methylene Chloride	ND		8.3	2.6	ug/Kg		10/06/20 23:32	10/07/20 14:01	1
Methyl-t-Butyl Ether (MTBE)	ND		1.7	0.16	ug/Kg		10/06/20 23:32	10/07/20 14:01	1
Naphthalene	ND		8.3	4.3	ug/Kg		10/06/20 23:32	10/07/20 14:01	1
n-Butylbenzene	ND		0.83	0.17	ug/Kg		10/06/20 23:32	10/07/20 14:01	1
N-Propylbenzene	ND		1.7	0.50	ug/Kg		10/06/20 23:32	10/07/20 14:01	1
o-Xylene	ND		0.83	0.50	ug/Kg		10/06/20 23:32	10/07/20 14:01	1
p-Isopropyltoluene	ND		0.83	0.58	ug/Kg		10/06/20 23:32	10/07/20 14:01	1
sec-Butylbenzene	ND		0.83	0.50	ug/Kg		10/06/20 23:32	10/07/20 14:01	1
Styrene	ND		0.83	0.58	ug/Kg		10/06/20 23:32	10/07/20 14:01	1
Tert-amyl-methyl ether (TAME)	ND		0.83	0.16	ug/Kg		10/06/20 23:32	10/07/20 14:01	1
tert-Butyl alcohol (TBA)	ND		17	5.8	ug/Kg		10/06/20 23:32	10/07/20 14:01	1
tert-Butylbenzene	ND		0.83	0.21	ug/Kg		10/06/20 23:32	10/07/20 14:01	1
Tetrachloroethene	ND		0.83	0.19	ug/Kg		10/06/20 23:32	10/07/20 14:01	1
Toluene	ND		0.83	0.50	ug/Kg		10/06/20 23:32	10/07/20 14:01	1
trans-1,2-Dichloroethene	ND		0.83	0.25	ug/Kg		10/06/20 23:32	10/07/20 14:01	1

Client Sample ID: JC-23-1.0

Date Collected: 10/02/20 08:21
Date Received: 10/02/20 17:45

Lab Sample ID: 440-272679-10

Matrix: Solid

Method: 8260B - Volatile Organic Compounds (GC/MS) (Continued)

Analyte	Result	Qualifier	RL	MDL	Unit	D	Prepared	Analyzed	Dil Fac
trans-1,3-Dichloropropene	ND		1.7	0.23	ug/Kg		10/06/20 23:32	10/07/20 14:01	1
Trichloroethene	ND		1.7	0.32	ug/Kg		10/06/20 23:32	10/07/20 14:01	1
Trichlorofluoromethane	ND		8.3	0.23	ug/Kg		10/06/20 23:32	10/07/20 14:01	1
Vinyl chloride	ND		0.83	0.31	ug/Kg		10/06/20 23:32	10/07/20 14:01	1
Xylenes, Total	ND		2.5	0.58	ug/Kg		10/06/20 23:32	10/07/20 14:01	1

Surrogate	*%Recovery*	*Qualifier*	*Limits*	*Prepared*	*Analyzed*	*Dil Fac*
1,2-Dichloroethane-d4 (Surr)	*124*		*71 - 155*	*10/06/20 23:32*	*10/07/20 14:01*	*1*
4-Bromofluorobenzene (Surr)	*93*		*80 - 120*	*10/06/20 23:32*	*10/07/20 14:01*	*1*
Dibromofluoromethane (Surr)	*117*		*79 - 133*	*10/06/20 23:32*	*10/07/20 14:01*	*1*
Toluene-d8 (Surr)	*101*		*80 - 120*	*10/06/20 23:32*	*10/07/20 14:01*	*1*

Method: 8015B - Gasoline Range Organics - (GC)

Analyte	Result	Qualifier	RL	MDL	Unit	D	Prepared	Analyzed	Dil Fac
Gasoline Range Organics (C4-C12)	ND		0.092	0.051	mg/Kg		10/06/20 23:32	10/07/20 14:27	1

Surrogate	*%Recovery*	*Qualifier*	*Limits*	*Prepared*	*Analyzed*	*Dil Fac*
4-Bromofluorobenzene (Surr)	*94*		*42 - 126*	*10/06/20 23:32*	*10/07/20 14:27*	*1*

Method: 8015B - Diesel Range Organics(DRO)/Oil Range Organics (ORO)

Analyte	Result	Qualifier	RL	MDL	Unit	D	Prepared	Analyzed	Dil Fac
C13-C22	ND		4.8	3.7	mg/Kg		10/07/20 14:26	10/08/20 07:49	1
C23-C40	ND		4.8	3.7	mg/Kg		10/07/20 14:26	10/08/20 07:49	1

Surrogate	*%Recovery*	*Qualifier*	*Limits*	*Prepared*	*Analyzed*	*Dil Fac*
n-Octacosane (Surr)	*78*		*61 - 145*	*10/07/20 14:26*	*10/08/20 07:49*	*1*

Method: 8081A - Organochlorine Pesticides (GC)

Analyte	Result	Qualifier	RL	MDL	Unit	D	Prepared	Analyzed	Dil Fac
4,4'-DDD	ND		25	0.99	ug/Kg		10/07/20 09:18	10/09/20 07:27	1
4,4'-DDE	ND		25	0.54	ug/Kg		10/07/20 09:18	10/09/20 07:27	1
4,4'-DDT	ND		25	0.36	ug/Kg		10/07/20 09:18	10/09/20 07:27	1
Aldrin	ND		25	0.30	ug/Kg		10/07/20 09:18	10/09/20 07:27	1
alpha-BHC	ND		25	3.0	ug/Kg		10/07/20 09:18	10/09/20 07:27	1
alpha-Chlordane	ND		25	1.3	ug/Kg		10/07/20 09:18	10/09/20 07:27	1
beta-BHC	ND		25	3.7	ug/Kg		10/07/20 09:18	10/09/20 07:27	1
Chlordane	ND		130	2.4	ug/Kg		10/07/20 09:18	10/09/20 07:27	1
delta-BHC	ND		25	3.3	ug/Kg		10/07/20 09:18	10/09/20 07:27	1
Dieldrin	ND		25	0.25	ug/Kg		10/07/20 09:18	10/09/20 07:27	1
Endosulfan I	ND		25	0.44	ug/Kg		10/07/20 09:18	10/09/20 07:27	1
Endosulfan II	ND		25	0.31	ug/Kg		10/07/20 09:18	10/09/20 07:27	1
Endosulfan sulfate	ND		25	0.41	ug/Kg		10/07/20 09:18	10/09/20 07:27	1
Endrin	ND		25	0.34	ug/Kg		10/07/20 09:18	10/09/20 07:27	1
Endrin aldehyde	ND		25	0.73	ug/Kg		10/07/20 09:18	10/09/20 07:27	1
Endrin ketone	ND		25	0.48	ug/Kg		10/07/20 09:18	10/09/20 07:27	1
gamma-BHC	ND		25	0.63	ug/Kg		10/07/20 09:18	10/09/20 07:27	1
gamma-Chlordane	ND		25	0.26	ug/Kg		10/07/20 09:18	10/09/20 07:27	1
Heptachlor	ND		25	0.89	ug/Kg		10/07/20 09:18	10/09/20 07:27	1
Heptachlor epoxide	ND		25	0.67	ug/Kg		10/07/20 09:18	10/09/20 07:27	1
Methoxychlor	ND		25	0.81	ug/Kg		10/07/20 09:18	10/09/20 07:27	1
Toxaphene	ND		130	20	ug/Kg		10/07/20 09:18	10/09/20 07:27	1

Client Sample ID: JC-23-1.0

Date Collected: 10/02/20 08:21
Date Received: 10/02/20 17:45

Lab Sample ID: 440-272679-10

Matrix: Solid

Surrogate	%Recovery	Qualifier	Limits	Prepared	Analyzed	Dil Fac
DCB Decachlorobiphenyl (Surr)	80		20 - 155	10/07/20 09:18	10/09/20 07:27	1
Tetrachloro-m-xylene	78		25 - 126	10/07/20 09:18	10/09/20 07:27	1

Method: 6010B - Metals (ICP)

Analyte	Result	Qualifier	RL	MDL	Unit	D	Prepared	Analyzed	Dil Fac
Lead	**5.5**		2.0	1.0	mg/Kg		10/07/20 09:30	10/08/20 13:00	5

Method: 6020 - Metals (ICP/MS)

Analyte	Result	Qualifier	RL	MDL	Unit	D	Prepared	Analyzed	Dil Fac
Arsenic	**4.5**		0.50	0.25	mg/Kg		10/07/20 09:30	10/07/20 18:46	20

Client Sample ID: JC-23-3.0

Date Collected: 10/02/20 08:22
Date Received: 10/02/20 17:45

Lab Sample ID: 440-272679-11

Matrix: Solid

Method: 8260B - Volatile Organic Compounds (GC/MS)

Analyte	Result	Qualifier	RL	MDL	Unit	D	Prepared	Analyzed	Dil Fac
1,1,1,2-Tetrachloroethane	ND		0.92	0.27	ug/Kg		10/06/20 23:32	10/07/20 14:28	1
1,1,1-Trichloroethane	ND		0.92	0.22	ug/Kg		10/06/20 23:32	10/07/20 14:28	1
1,1,2,2-Tetrachloroethane	ND		1.8	0.50	ug/Kg		10/06/20 23:32	10/07/20 14:28	1
1,1,2-Trichloroethane	ND		0.92	0.43	ug/Kg		10/06/20 23:32	10/07/20 14:28	1
1,1-Dichloroethane	ND		0.92	0.26	ug/Kg		10/06/20 23:32	10/07/20 14:28	1
1,1-Dichloroethene	ND		0.92	0.24	ug/Kg		10/06/20 23:32	10/07/20 14:28	1
1,1-Dichloropropene	ND		1.8	0.36	ug/Kg		10/06/20 23:32	10/07/20 14:28	1
1,2,3-Trichlorobenzene	ND		1.8	0.92	ug/Kg		10/06/20 23:32	10/07/20 14:28	1
1,2,3-Trichloropropane	ND		1.8	0.39	ug/Kg		10/06/20 23:32	10/07/20 14:28	1
1,2,4-Trichlorobenzene	ND		1.8	0.38	ug/Kg		10/06/20 23:32	10/07/20 14:28	1
1,2,4-Trimethylbenzene	ND		1.8	0.55	ug/Kg		10/06/20 23:32	10/07/20 14:28	1
1,2-Dibromo-3-Chloropropane	ND		9.2	6.2	ug/Kg		10/06/20 23:32	10/07/20 14:28	1
1,2-Dibromoethane	ND		0.92	0.19	ug/Kg		10/06/20 23:32	10/07/20 14:28	1
1,2-Dichlorobenzene	ND		0.92	0.23	ug/Kg		10/06/20 23:32	10/07/20 14:28	1
1,2-Dichloroethane	ND		0.92	0.25	ug/Kg		10/06/20 23:32	10/07/20 14:28	1
1,2-Dichloropropane	ND		0.92	0.25	ug/Kg		10/06/20 23:32	10/07/20 14:28	1
1,3,5-Trimethylbenzene	ND		1.8	0.55	ug/Kg		10/06/20 23:32	10/07/20 14:28	1
1,3-Dichlorobenzene	ND		0.92	0.23	ug/Kg		10/06/20 23:32	10/07/20 14:28	1
1,3-Dichloropropane	ND		0.92	0.27	ug/Kg		10/06/20 23:32	10/07/20 14:28	1
1,4-Dichlorobenzene	ND		0.92	0.28	ug/Kg		10/06/20 23:32	10/07/20 14:28	1
2,2-Dichloropropane	ND		4.6	0.25	ug/Kg		10/06/20 23:32	10/07/20 14:28	1
2-Chlorotoluene	ND		0.92	0.23	ug/Kg		10/06/20 23:32	10/07/20 14:28	1
4-Chlorotoluene	ND		0.92	0.22	ug/Kg		10/06/20 23:32	10/07/20 14:28	1
Benzene	**0.61**	**J**	0.92	0.24	ug/Kg		10/06/20 23:32	10/07/20 14:28	1
Bromobenzene	ND		0.92	0.19	ug/Kg		10/06/20 23:32	10/07/20 14:28	1
Bromochloromethane	ND		1.8	0.41	ug/Kg		10/06/20 23:32	10/07/20 14:28	1
Bromodichloromethane	ND		0.92	0.15	ug/Kg		10/06/20 23:32	10/07/20 14:28	1
Bromoform	ND		4.6	1.2	ug/Kg		10/06/20 23:32	10/07/20 14:28	1
Bromomethane	ND		18	6.1	ug/Kg		10/06/20 23:32	10/07/20 14:28	1
Carbon tetrachloride	ND		0.92	0.28	ug/Kg		10/06/20 23:32	10/07/20 14:28	1
Chlorobenzene	ND		0.92	0.25	ug/Kg		10/06/20 23:32	10/07/20 14:28	1
Chloroethane	ND		1.8	1.4	ug/Kg		10/06/20 23:32	10/07/20 14:28	1
Chloroform	ND		0.92	0.54	ug/Kg		10/06/20 23:32	10/07/20 14:28	1
Chloromethane	ND		18	1.4	ug/Kg		10/06/20 23:32	10/07/20 14:28	1

Client Sample ID: JC-23-3.0
Date Collected: 10/02/20 08:22
Date Received: 10/02/20 17:45

Lab Sample ID: 440-272679-11
Matrix: Solid

Method: 8260B - Volatile Organic Compounds (GC/MS) (Continued)

Analyte	Result	Qualifier	RL	MDL	Unit	D	Prepared	Analyzed	Dil Fac
cis-1,2-Dichloroethene	ND		0.92	0.31	ug/Kg		10/06/20 23:32	10/07/20 14:28	1
cis-1,3-Dichloropropene	ND		0.92	0.32	ug/Kg		10/06/20 23:32	10/07/20 14:28	1
Dibromochloromethane	ND		1.8	0.25	ug/Kg		10/06/20 23:32	10/07/20 14:28	1
Dibromomethane	ND		0.92	0.28	ug/Kg		10/06/20 23:32	10/07/20 14:28	1
Dichlorodifluoromethane	ND		1.8	0.42	ug/Kg		10/06/20 23:32	10/07/20 14:28	1
Di-isopropyl ether (DIPE)	ND		0.92	0.46	ug/Kg		10/06/20 23:32	10/07/20 14:28	1
Ethanol	ND		230	61	ug/Kg		10/06/20 23:32	10/07/20 14:28	1
Ethylbenzene	ND		0.92	0.19	ug/Kg		10/06/20 23:32	10/07/20 14:28	1
Ethyl-t-butyl ether (ETBE)	ND		0.92	0.22	ug/Kg		10/06/20 23:32	10/07/20 14:28	1
Hexachloro-1,3-butadiene	ND		4.6	1.5	ug/Kg		10/06/20 23:32	10/07/20 14:28	1
Isopropylbenzene	ND		0.92	0.55	ug/Kg		10/06/20 23:32	10/07/20 14:28	1
m,p-Xylene	ND		1.8	0.44	ug/Kg		10/06/20 23:32	10/07/20 14:28	1
Methylene Chloride	ND		9.2	2.9	ug/Kg		10/06/20 23:32	10/07/20 14:28	1
Methyl-t-Butyl Ether (MTBE)	ND		1.8	0.17	ug/Kg		10/06/20 23:32	10/07/20 14:28	1
Naphthalene	ND		9.2	4.8	ug/Kg		10/06/20 23:32	10/07/20 14:28	1
n-Butylbenzene	ND		0.92	0.19	ug/Kg		10/06/20 23:32	10/07/20 14:28	1
N-Propylbenzene	ND		1.8	0.55	ug/Kg		10/06/20 23:32	10/07/20 14:28	1
o-Xylene	ND		0.92	0.55	ug/Kg		10/06/20 23:32	10/07/20 14:28	1
p-Isopropyltoluene	ND		0.92	0.65	ug/Kg		10/06/20 23:32	10/07/20 14:28	1
sec-Butylbenzene	ND		0.92	0.55	ug/Kg		10/06/20 23:32	10/07/20 14:28	1
Styrene	ND		0.92	0.65	ug/Kg		10/06/20 23:32	10/07/20 14:28	1
Tert-amyl-methyl ether (TAME)	ND		0.92	0.18	ug/Kg		10/06/20 23:32	10/07/20 14:28	1
tert-Butyl alcohol (TBA)	ND		18	6.4	ug/Kg		10/06/20 23:32	10/07/20 14:28	1
tert-Butylbenzene	ND		0.92	0.23	ug/Kg		10/06/20 23:32	10/07/20 14:28	1
Tetrachloroethene	ND		0.92	0.21	ug/Kg		10/06/20 23:32	10/07/20 14:28	1
Toluene	ND		0.92	0.55	ug/Kg		10/06/20 23:32	10/07/20 14:28	1
trans-1,2-Dichloroethene	ND		0.92	0.28	ug/Kg		10/06/20 23:32	10/07/20 14:28	1
trans-1,3-Dichloropropene	ND		1.8	0.26	ug/Kg		10/06/20 23:32	10/07/20 14:28	1
Trichloroethene	ND		1.8	0.36	ug/Kg		10/06/20 23:32	10/07/20 14:28	1
Trichlorofluoromethane	ND		9.2	0.25	ug/Kg		10/06/20 23:32	10/07/20 14:28	1
Vinyl chloride	ND		0.92	0.35	ug/Kg		10/06/20 23:32	10/07/20 14:28	1
Xylenes, Total	ND		2.8	0.65	ug/Kg		10/06/20 23:32	10/07/20 14:28	1

Surrogate	*%Recovery*	*Qualifier*	*Limits*	*Prepared*	*Analyzed*	*Dil Fac*
1,2-Dichloroethane-d4 (Surr)	*124*		*71 - 155*	*10/06/20 23:32*	*10/07/20 14:28*	*1*
4-Bromofluorobenzene (Surr)	*94*		*80 - 120*	*10/06/20 23:32*	*10/07/20 14:28*	*1*
Dibromofluoromethane (Surr)	*118*		*79 - 133*	*10/06/20 23:32*	*10/07/20 14:28*	*1*
Toluene-d8 (Surr)	*99*		*80 - 120*	*10/06/20 23:32*	*10/07/20 14:28*	*1*

Method: 8015B - Gasoline Range Organics - (GC)

Analyte	Result	Qualifier	RL	MDL	Unit	D	Prepared	Analyzed	Dil Fac
Gasoline Range Organics (C4-C12)	ND		0.076	0.042	mg/Kg		10/06/20 23:32	10/07/20 14:51	1

Surrogate	*%Recovery*	*Qualifier*	*Limits*	*Prepared*	*Analyzed*	*Dil Fac*
4-Bromofluorobenzene (Surr)	*88*		*42 - 126*	*10/06/20 23:32*	*10/07/20 14:51*	*1*

Method: 8015B - Diesel Range Organics(DRO)/Oil Range Organics (ORO)

Analyte	Result	Qualifier	RL	MDL	Unit	D	Prepared	Analyzed	Dil Fac
C13-C22	ND		5.0	3.8	mg/Kg		10/07/20 14:26	10/08/20 08:10	1
C23-C40	ND		5.0	3.8	mg/Kg		10/07/20 14:26	10/08/20 08:10	1

Client Sample ID: JC-23-3.0

Date Collected: 10/02/20 08:22
Date Received: 10/02/20 17:45

Lab Sample ID: 440-272679-11

Matrix: Solid

Surrogate	%Recovery	Qualifier	Limits	Prepared	Analyzed	Dil Fac
n-Octacosane (Surr)	*80*		*61 - 145*	*10/07/20 14:26*	*10/08/20 08:10*	*1*

Method: 8081A - Organochlorine Pesticides (GC)

Analyte	Result	Qualifier	RL	MDL	Unit	D	Prepared	Analyzed	Dil Fac
4,4'-DDD	ND		25	0.98	ug/Kg		10/07/20 09:18	10/09/20 07:41	1
4,4'-DDE	ND		25	0.53	ug/Kg		10/07/20 09:18	10/09/20 07:41	1
4,4'-DDT	ND		25	0.36	ug/Kg		10/07/20 09:18	10/09/20 07:41	1
Aldrin	ND		25	0.30	ug/Kg		10/07/20 09:18	10/09/20 07:41	1
alpha-BHC	ND		25	3.0	ug/Kg		10/07/20 09:18	10/09/20 07:41	1
alpha-Chlordane	ND		25	1.3	ug/Kg		10/07/20 09:18	10/09/20 07:41	1
beta-BHC	ND		25	3.7	ug/Kg		10/07/20 09:18	10/09/20 07:41	1
Chlordane	ND		120	2.4	ug/Kg		10/07/20 09:18	10/09/20 07:41	1
delta-BHC	ND		25	3.3	ug/Kg		10/07/20 09:18	10/09/20 07:41	1
Dieldrin	ND		25	0.25	ug/Kg		10/07/20 09:18	10/09/20 07:41	1
Endosulfan I	ND		25	0.43	ug/Kg		10/07/20 09:18	10/09/20 07:41	1
Endosulfan II	ND		25	0.31	ug/Kg		10/07/20 09:18	10/09/20 07:41	1
Endosulfan sulfate	ND		25	0.40	ug/Kg		10/07/20 09:18	10/09/20 07:41	1
Endrin	ND		25	0.33	ug/Kg		10/07/20 09:18	10/09/20 07:41	1
Endrin aldehyde	ND		25	0.73	ug/Kg		10/07/20 09:18	10/09/20 07:41	1
Endrin ketone	ND		25	0.47	ug/Kg		10/07/20 09:18	10/09/20 07:41	1
gamma-BHC	ND		25	0.62	ug/Kg		10/07/20 09:18	10/09/20 07:41	1
gamma-Chlordane	**0.33**	**J p**	25	0.26	ug/Kg		10/07/20 09:18	10/09/20 07:41	1
Heptachlor	ND		25	0.88	ug/Kg		10/07/20 09:18	10/09/20 07:41	1
Heptachlor epoxide	ND		25	0.66	ug/Kg		10/07/20 09:18	10/09/20 07:41	1
Methoxychlor	ND		25	0.81	ug/Kg		10/07/20 09:18	10/09/20 07:41	1
Toxaphene	ND		120	20	ug/Kg		10/07/20 09:18	10/09/20 07:41	1

Surrogate	%Recovery	Qualifier	Limits	Prepared	Analyzed	Dil Fac
DCB Decachlorobiphenyl (Surr)	*87*		*20 - 155*	*10/07/20 09:18*	*10/09/20 07:41*	*1*
Tetrachloro-m-xylene	*83*		*25 - 126*	*10/07/20 09:18*	*10/09/20 07:41*	*1*

Client Sample ID: JC-23-5.0

Date Collected: 10/02/20 08:23
Date Received: 10/02/20 17:45

Lab Sample ID: 440-272679-12

Matrix: Solid

Method: 8081A - Organochlorine Pesticides (GC)

Analyte	Result	Qualifier	RL	MDL	Unit	D	Prepared	Analyzed	Dil Fac
4,4'-DDD	ND		25	0.98	ug/Kg		10/07/20 09:18	10/09/20 07:55	1
4,4'-DDE	ND		25	0.53	ug/Kg		10/07/20 09:18	10/09/20 07:55	1
4,4'-DDT	ND		25	0.36	ug/Kg		10/07/20 09:18	10/09/20 07:55	1
Aldrin	ND		25	0.30	ug/Kg		10/07/20 09:18	10/09/20 07:55	1
alpha-BHC	ND		25	3.0	ug/Kg		10/07/20 09:18	10/09/20 07:55	1
alpha-Chlordane	ND		25	1.3	ug/Kg		10/07/20 09:18	10/09/20 07:55	1
beta-BHC	ND		25	3.7	ug/Kg		10/07/20 09:18	10/09/20 07:55	1
Chlordane	ND		120	2.4	ug/Kg		10/07/20 09:18	10/09/20 07:55	1
delta-BHC	ND		25	3.3	ug/Kg		10/07/20 09:18	10/09/20 07:55	1
Dieldrin	ND		25	0.25	ug/Kg		10/07/20 09:18	10/09/20 07:55	1
Endosulfan I	ND		25	0.44	ug/Kg		10/07/20 09:18	10/09/20 07:55	1
Endosulfan II	ND		25	0.31	ug/Kg		10/07/20 09:18	10/09/20 07:55	1
Endosulfan sulfate	ND		25	0.40	ug/Kg		10/07/20 09:18	10/09/20 07:55	1
Endrin	ND		25	0.33	ug/Kg		10/07/20 09:18	10/09/20 07:55	1

Client Sample ID: JC-23-5.0

Date Collected: 10/02/20 08:23
Date Received: 10/02/20 17:45

Lab Sample ID: 440-272679-12

Matrix: Solid

Method: 8081A - Organochlorine Pesticides (GC) (Continued)

Analyte	Result	Qualifier	RL	MDL	Unit	D	Prepared	Analyzed	Dil Fac
Endrin aldehyde	ND		25	0.73	ug/Kg		10/07/20 09:18	10/09/20 07:55	1
Endrin ketone	ND		25	0.47	ug/Kg		10/07/20 09:18	10/09/20 07:55	1
gamma-BHC	ND		25	0.62	ug/Kg		10/07/20 09:18	10/09/20 07:55	1
gamma-Chlordane	**0.34**	**J p**	25	0.26	ug/Kg		10/07/20 09:18	10/09/20 07:55	1
Heptachlor	ND		25	0.88	ug/Kg		10/07/20 09:18	10/09/20 07:55	1
Heptachlor epoxide	ND		25	0.67	ug/Kg		10/07/20 09:18	10/09/20 07:55	1
Methoxychlor	ND		25	0.81	ug/Kg		10/07/20 09:18	10/09/20 07:55	1
Toxaphene	ND		120	20	ug/Kg		10/07/20 09:18	10/09/20 07:55	1

Surrogate	*%Recovery*	*Qualifier*	*Limits*	*Prepared*	*Analyzed*	*Dil Fac*
DCB Decachlorobiphenyl (Surr)	*79*		*20 - 155*	*10/07/20 09:18*	*10/09/20 07:55*	*1*
Tetrachloro-m-xylene	*74*		*25 - 126*	*10/07/20 09:18*	*10/09/20 07:55*	*1*

Client Sample ID: JC-12-0.5

Date Collected: 10/02/20 12:00
Date Received: 10/02/20 17:45

Lab Sample ID: 440-272679-13

Matrix: Solid

Method: 8081A - Organochlorine Pesticides (GC)

Analyte	Result	Qualifier	RL	MDL	Unit	D	Prepared	Analyzed	Dil Fac
4,4'-DDD	ND		25	0.98	ug/Kg		10/07/20 09:18	10/09/20 11:29	1
4,4'-DDE	ND		25	0.54	ug/Kg		10/07/20 09:18	10/09/20 11:29	1
4,4'-DDT	ND		25	0.36	ug/Kg		10/07/20 09:18	10/09/20 11:29	1
Aldrin	ND		25	0.30	ug/Kg		10/07/20 09:18	10/09/20 11:29	1
alpha-BHC	ND		25	3.0	ug/Kg		10/07/20 09:18	10/09/20 11:29	1
alpha-Chlordane	ND		25	1.3	ug/Kg		10/07/20 09:18	10/09/20 11:29	1
beta-BHC	ND		25	3.7	ug/Kg		10/07/20 09:18	10/09/20 11:29	1
Chlordane	ND		120	2.4	ug/Kg		10/07/20 09:18	10/09/20 11:29	1
delta-BHC	ND		25	3.3	ug/Kg		10/07/20 09:18	10/09/20 11:29	1
Dieldrin	ND		25	0.25	ug/Kg		10/07/20 09:18	10/09/20 11:29	1
Endosulfan I	ND		25	0.44	ug/Kg		10/07/20 09:18	10/09/20 11:29	1
Endosulfan II	ND		25	0.31	ug/Kg		10/07/20 09:18	10/09/20 11:29	1
Endosulfan sulfate	ND		25	0.40	ug/Kg		10/07/20 09:18	10/09/20 11:29	1
Endrin	ND		25	0.33	ug/Kg		10/07/20 09:18	10/09/20 11:29	1
Endrin aldehyde	ND		25	0.73	ug/Kg		10/07/20 09:18	10/09/20 11:29	1
Endrin ketone	ND		25	0.47	ug/Kg		10/07/20 09:18	10/09/20 11:29	1
gamma-BHC	ND		25	0.62	ug/Kg		10/07/20 09:18	10/09/20 11:29	1
gamma-Chlordane	ND		25	0.26	ug/Kg		10/07/20 09:18	10/09/20 11:29	1
Heptachlor	ND		25	0.88	ug/Kg		10/07/20 09:18	10/09/20 11:29	1
Heptachlor epoxide	ND		25	0.67	ug/Kg		10/07/20 09:18	10/09/20 11:29	1
Methoxychlor	ND		25	0.81	ug/Kg		10/07/20 09:18	10/09/20 11:29	1
Toxaphene	ND		120	20	ug/Kg		10/07/20 09:18	10/09/20 11:29	1

Surrogate	*%Recovery*	*Qualifier*	*Limits*	*Prepared*	*Analyzed*	*Dil Fac*
DCB Decachlorobiphenyl (Surr)	*79*		*20 - 155*	*10/07/20 09:18*	*10/09/20 11:29*	*1*
Tetrachloro-m-xylene	*78*		*25 - 126*	*10/07/20 09:18*	*10/09/20 11:29*	*1*

Method: 6010B - Metals (ICP)

Analyte	Result	Qualifier	RL	MDL	Unit	D	Prepared	Analyzed	Dil Fac
Lead	**13**		2.0	1.0	mg/Kg		10/07/20 09:30	10/08/20 13:13	5

Client Sample ID: JC-12-0.5

Date Collected: 10/02/20 12:00
Date Received: 10/02/20 17:45

Lab Sample ID: 440-272679-13

Matrix: Solid

Method: 6020 - Metals (ICP/MS)

Analyte	Result	Qualifier	RL	MDL	Unit	D	Prepared	Analyzed	Dil Fac
Arsenic	**2.7**		0.51	0.25	mg/Kg		10/07/20 09:30	10/07/20 18:48	20

Client Sample ID: JC-12-1.0

Date Collected: 10/02/20 12:01
Date Received: 10/02/20 17:45

Lab Sample ID: 440-272679-14

Matrix: Solid

Method: 8081A - Organochlorine Pesticides (GC)

Analyte	Result	Qualifier	RL	MDL	Unit	D	Prepared	Analyzed	Dil Fac
4,4'-DDD	ND		25	0.99	ug/Kg		10/07/20 09:18	10/09/20 08:10	1
4,4'-DDE	ND		25	0.54	ug/Kg		10/07/20 09:18	10/09/20 08:10	1
4,4'-DDT	ND		25	0.36	ug/Kg		10/07/20 09:18	10/09/20 08:10	1
Aldrin	ND		25	0.30	ug/Kg		10/07/20 09:18	10/09/20 08:10	1
alpha-BHC	ND		25	3.0	ug/Kg		10/07/20 09:18	10/09/20 08:10	1
alpha-Chlordane	ND		25	1.3	ug/Kg		10/07/20 09:18	10/09/20 08:10	1
beta-BHC	ND		25	3.7	ug/Kg		10/07/20 09:18	10/09/20 08:10	1
Chlordane	**5.8**	**J**	130	2.4	ug/Kg		10/07/20 09:18	10/09/20 08:10	1
delta-BHC	ND		25	3.3	ug/Kg		10/07/20 09:18	10/09/20 08:10	1
Dieldrin	ND		25	0.25	ug/Kg		10/07/20 09:18	10/09/20 08:10	1
Endosulfan I	ND		25	0.44	ug/Kg		10/07/20 09:18	10/09/20 08:10	1
Endosulfan II	ND		25	0.31	ug/Kg		10/07/20 09:18	10/09/20 08:10	1
Endosulfan sulfate	ND		25	0.40	ug/Kg		10/07/20 09:18	10/09/20 08:10	1
Endrin	ND		25	0.34	ug/Kg		10/07/20 09:18	10/09/20 08:10	1
Endrin aldehyde	ND		25	0.73	ug/Kg		10/07/20 09:18	10/09/20 08:10	1
Endrin ketone	ND		25	0.48	ug/Kg		10/07/20 09:18	10/09/20 08:10	1
gamma-BHC	ND		25	0.62	ug/Kg		10/07/20 09:18	10/09/20 08:10	1
gamma-Chlordane	**0.92**	**J**	25	0.26	ug/Kg		10/07/20 09:18	10/09/20 08:10	1
Heptachlor	ND		25	0.89	ug/Kg		10/07/20 09:18	10/09/20 08:10	1
Heptachlor epoxide	ND		25	0.67	ug/Kg		10/07/20 09:18	10/09/20 08:10	1
Methoxychlor	ND		25	0.81	ug/Kg		10/07/20 09:18	10/09/20 08:10	1
Toxaphene	ND		130	20	ug/Kg		10/07/20 09:18	10/09/20 08:10	1

Surrogate	*%Recovery*	*Qualifier*	*Limits*	*Prepared*	*Analyzed*	*Dil Fac*
DCB Decachlorobiphenyl (Surr)	*77*		*20 - 155*	*10/07/20 09:18*	*10/09/20 08:10*	*1*
Tetrachloro-m-xylene	*79*		*25 - 126*	*10/07/20 09:18*	*10/09/20 08:10*	*1*

Method: 6010B - Metals (ICP)

Analyte	Result	Qualifier	RL	MDL	Unit	D	Prepared	Analyzed	Dil Fac
Lead	**13**		2.0	1.0	mg/Kg		10/07/20 09:30	10/08/20 13:15	5

Method: 6020 - Metals (ICP/MS)

Analyte	Result	Qualifier	RL	MDL	Unit	D	Prepared	Analyzed	Dil Fac
Arsenic	**2.0**		0.50	0.25	mg/Kg		10/07/20 09:30	10/07/20 18:50	20

Client Sample ID: JC-12-3.0

Date Collected: 10/02/20 12:02
Date Received: 10/02/20 17:45

Lab Sample ID: 440-272679-15

Matrix: Solid

Method: 8081A - Organochlorine Pesticides (GC)

Analyte	Result	Qualifier	RL	MDL	Unit	D	Prepared	Analyzed	Dil Fac
4,4'-DDD	ND		25	0.99	ug/Kg		10/07/20 09:18	10/09/20 06:02	1
4,4'-DDE	**0.82**	**J**	25	0.54	ug/Kg		10/07/20 09:18	10/09/20 06:02	1

Client Sample ID: JC-12-3.0

Date Collected: 10/02/20 12:02
Date Received: 10/02/20 17:45

Lab Sample ID: 440-272679-15

Matrix: Solid

Method: 8081A - Organochlorine Pesticides (GC) (Continued)

Analyte	Result	Qualifier	RL	MDL	Unit	D	Prepared	Analyzed	Dil Fac
4,4'-DDT	ND		25	0.36	ug/Kg		10/07/20 09:18	10/09/20 06:02	1
Aldrin	ND		25	0.30	ug/Kg		10/07/20 09:18	10/09/20 06:02	1
alpha-BHC	ND		25	3.0	ug/Kg		10/07/20 09:18	10/09/20 06:02	1
alpha-Chlordane	ND		25	1.3	ug/Kg		10/07/20 09:18	10/09/20 06:02	1
beta-BHC	ND		25	3.7	ug/Kg		10/07/20 09:18	10/09/20 06:02	1
Chlordane	ND		130	2.4	ug/Kg		10/07/20 09:18	10/09/20 06:02	1
delta-BHC	ND		25	3.3	ug/Kg		10/07/20 09:18	10/09/20 06:02	1
Dieldrin	ND		25	0.25	ug/Kg		10/07/20 09:18	10/09/20 06:02	1
Endosulfan I	ND		25	0.44	ug/Kg		10/07/20 09:18	10/09/20 06:02	1
Endosulfan II	ND		25	0.31	ug/Kg		10/07/20 09:18	10/09/20 06:02	1
Endosulfan sulfate	ND		25	0.40	ug/Kg		10/07/20 09:18	10/09/20 06:02	1
Endrin	ND		25	0.34	ug/Kg		10/07/20 09:18	10/09/20 06:02	1
Endrin aldehyde	ND		25	0.73	ug/Kg		10/07/20 09:18	10/09/20 06:02	1
Endrin ketone	ND		25	0.48	ug/Kg		10/07/20 09:18	10/09/20 06:02	1
gamma-BHC	ND		25	0.62	ug/Kg		10/07/20 09:18	10/09/20 06:02	1
gamma-Chlordane	ND		25	0.26	ug/Kg		10/07/20 09:18	10/09/20 06:02	1
Heptachlor	ND		25	0.89	ug/Kg		10/07/20 09:18	10/09/20 06:02	1
Heptachlor epoxide	ND		25	0.67	ug/Kg		10/07/20 09:18	10/09/20 06:02	1
Methoxychlor	ND		25	0.81	ug/Kg		10/07/20 09:18	10/09/20 06:02	1
Toxaphene	ND		130	20	ug/Kg		10/07/20 09:18	10/09/20 06:02	1

Surrogate	*%Recovery*	*Qualifier*	*Limits*	*Prepared*	*Analyzed*	*Dil Fac*
DCB Decachlorobiphenyl (Surr)	*84*		*20 - 155*	*10/07/20 09:18*	*10/09/20 06:02*	*1*
Tetrachloro-m-xylene	*80*		*25 - 126*	*10/07/20 09:18*	*10/09/20 06:02*	*1*

Client Sample ID: JC-12-5.0

Date Collected: 10/02/20 12:03
Date Received: 10/02/20 17:45

Lab Sample ID: 440-272679-16

Matrix: Solid

Method: 8081A - Organochlorine Pesticides (GC)

Analyte	Result	Qualifier	RL	MDL	Unit	D	Prepared	Analyzed	Dil Fac
4,4'-DDD	ND		25	0.98	ug/Kg		10/07/20 09:18	10/09/20 06:16	1
4,4'-DDE	**7.3**	**J**	25	0.53	ug/Kg		10/07/20 09:18	10/09/20 06:16	1
4,4'-DDT	**1.1**	**J**	25	0.36	ug/Kg		10/07/20 09:18	10/09/20 06:16	1
Aldrin	ND		25	0.30	ug/Kg		10/07/20 09:18	10/09/20 06:16	1
alpha-BHC	ND		25	3.0	ug/Kg		10/07/20 09:18	10/09/20 06:16	1
alpha-Chlordane	ND		25	1.3	ug/Kg		10/07/20 09:18	10/09/20 06:16	1
beta-BHC	ND		25	3.6	ug/Kg		10/07/20 09:18	10/09/20 06:16	1
Chlordane	ND		120	2.3	ug/Kg		10/07/20 09:18	10/09/20 06:16	1
delta-BHC	ND		25	3.3	ug/Kg		10/07/20 09:18	10/09/20 06:16	1
Dieldrin	ND		25	0.25	ug/Kg		10/07/20 09:18	10/09/20 06:16	1
Endosulfan I	ND		25	0.43	ug/Kg		10/07/20 09:18	10/09/20 06:16	1
Endosulfan II	ND		25	0.30	ug/Kg		10/07/20 09:18	10/09/20 06:16	1
Endosulfan sulfate	ND		25	0.40	ug/Kg		10/07/20 09:18	10/09/20 06:16	1
Endrin	ND		25	0.33	ug/Kg		10/07/20 09:18	10/09/20 06:16	1
Endrin aldehyde	ND		25	0.72	ug/Kg		10/07/20 09:18	10/09/20 06:16	1
Endrin ketone	ND		25	0.47	ug/Kg		10/07/20 09:18	10/09/20 06:16	1
gamma-BHC	ND		25	0.62	ug/Kg		10/07/20 09:18	10/09/20 06:16	1
gamma-Chlordane	**0.52**	**J p**	25	0.25	ug/Kg		10/07/20 09:18	10/09/20 06:16	1
Heptachlor	ND		25	0.88	ug/Kg		10/07/20 09:18	10/09/20 06:16	1

Client Sample ID: JC-12-5.0

Date Collected: 10/02/20 12:03
Date Received: 10/02/20 17:45

Lab Sample ID: 440-272679-16

Matrix: Solid

Method: 8081A - Organochlorine Pesticides (GC) (Continued)

Analyte	Result	Qualifier	RL	MDL	Unit	D	Prepared	Analyzed	Dil Fac
Heptachlor epoxide	ND		25	0.66	ug/Kg		10/07/20 09:18	10/09/20 06:16	1
Methoxychlor	ND		25	0.80	ug/Kg		10/07/20 09:18	10/09/20 06:16	1
Toxaphene	ND		120	20	ug/Kg		10/07/20 09:18	10/09/20 06:16	1

Surrogate	*%Recovery*	*Qualifier*	*Limits*	*Prepared*	*Analyzed*	*Dil Fac*
DCB Decachlorobiphenyl (Surr)	*70*		*20 - 155*	*10/07/20 09:18*	*10/09/20 06:16*	*1*
Tetrachloro-m-xylene	*76*		*25 - 126*	*10/07/20 09:18*	*10/09/20 06:16*	*1*

Method: 6010B - Metals (ICP)

Analyte	Result	Qualifier	RL	MDL	Unit	D	Prepared	Analyzed	Dil Fac
Antimony	ND		10	5.0	mg/Kg		10/07/20 09:30	10/08/20 13:18	5
Arsenic	**1.9**	**J**	3.0	1.5	mg/Kg		10/07/20 09:30	10/08/20 13:18	5
Barium	**90**		1.5	0.75	mg/Kg		10/07/20 09:30	10/08/20 13:18	5
Beryllium	**0.36**	**J**	0.50	0.25	mg/Kg		10/07/20 09:30	10/08/20 13:18	5
Cadmium	**1.2**		0.50	0.25	mg/Kg		10/07/20 09:30	10/08/20 13:18	5
Chromium	**59**		1.0	0.50	mg/Kg		10/07/20 09:30	10/08/20 13:18	5
Cobalt	**14**		1.0	0.50	mg/Kg		10/07/20 09:30	10/08/20 13:18	5
Copper	**21**		2.0	1.1	mg/Kg		10/07/20 09:30	10/08/20 13:18	5
Lead	**8.0**		2.0	1.0	mg/Kg		10/07/20 09:30	10/08/20 13:18	5
Molybdenum	**3.6**		2.0	1.0	mg/Kg		10/07/20 09:30	10/08/20 13:18	5
Nickel	**51**		2.0	1.0	mg/Kg		10/07/20 09:30	10/08/20 13:18	5
Selenium	ND		3.0	1.7	mg/Kg		10/07/20 09:30	10/08/20 13:18	5
Silver	ND		1.5	0.89	mg/Kg		10/07/20 09:30	10/08/20 13:18	5
Thallium	ND		10	5.0	mg/Kg		10/07/20 09:30	10/08/20 13:18	5
Vanadium	**62**		1.0	0.50	mg/Kg		10/07/20 09:30	10/08/20 13:18	5
Zinc	**32**		5.0	2.5	mg/Kg		10/07/20 09:30	10/08/20 13:18	5

Method: 6010B - Metals (ICP) - STLC Citrate

Analyte	Result	Qualifier	RL	MDL	Unit	D	Prepared	Analyzed	Dil Fac
Chromium	**0.12**		0.10	0.050	mg/L			10/15/20 18:16	20

Method: 7471A - Mercury (CVAA)

Analyte	Result	Qualifier	RL	MDL	Unit	D	Prepared	Analyzed	Dil Fac
Mercury	**0.021**		0.020	0.012	mg/Kg		10/06/20 11:45	10/06/20 16:47	1

Client Sample ID: JC-12-7.0

Date Collected: 10/02/20 12:04
Date Received: 10/02/20 17:45

Lab Sample ID: 440-272679-17

Matrix: Solid

Method: 8081A - Organochlorine Pesticides (GC)

Analyte	Result	Qualifier	RL	MDL	Unit	D	Prepared	Analyzed	Dil Fac
4,4'-DDD	ND		25	0.99	ug/Kg		10/07/20 09:18	10/09/20 06:30	1
4,4'-DDE	**0.73**	**J p**	25	0.54	ug/Kg		10/07/20 09:18	10/09/20 06:30	1
4,4'-DDT	ND		25	0.36	ug/Kg		10/07/20 09:18	10/09/20 06:30	1
Aldrin	ND		25	0.30	ug/Kg		10/07/20 09:18	10/09/20 06:30	1
alpha-BHC	ND		25	3.0	ug/Kg		10/07/20 09:18	10/09/20 06:30	1
alpha-Chlordane	ND		25	1.3	ug/Kg		10/07/20 09:18	10/09/20 06:30	1
beta-BHC	ND		25	3.7	ug/Kg		10/07/20 09:18	10/09/20 06:30	1
Chlordane	ND		130	2.4	ug/Kg		10/07/20 09:18	10/09/20 06:30	1
delta-BHC	ND		25	3.3	ug/Kg		10/07/20 09:18	10/09/20 06:30	1
Dieldrin	ND		25	0.25	ug/Kg		10/07/20 09:18	10/09/20 06:30	1

Client Sample ID: JC-12-7.0

Date Collected: 10/02/20 12:04
Date Received: 10/02/20 17:45

Lab Sample ID: 440-272679-17

Matrix: Solid

Method: 8081A - Organochlorine Pesticides (GC) (Continued)

Analyte	Result	Qualifier	RL	MDL	Unit	D	Prepared	Analyzed	Dil Fac
Endosulfan I	ND		25	0.44	ug/Kg		10/07/20 09:18	10/09/20 06:30	1
Endosulfan II	ND		25	0.31	ug/Kg		10/07/20 09:18	10/09/20 06:30	1
Endosulfan sulfate	ND		25	0.41	ug/Kg		10/07/20 09:18	10/09/20 06:30	1
Endrin	ND		25	0.34	ug/Kg		10/07/20 09:18	10/09/20 06:30	1
Endrin aldehyde	ND		25	0.73	ug/Kg		10/07/20 09:18	10/09/20 06:30	1
Endrin ketone	ND		25	0.48	ug/Kg		10/07/20 09:18	10/09/20 06:30	1
gamma-BHC	ND		25	0.63	ug/Kg		10/07/20 09:18	10/09/20 06:30	1
gamma-Chlordane	**0.37**	**J p**	25	0.26	ug/Kg		10/07/20 09:18	10/09/20 06:30	1
Heptachlor	ND		25	0.89	ug/Kg		10/07/20 09:18	10/09/20 06:30	1
Heptachlor epoxide	ND		25	0.67	ug/Kg		10/07/20 09:18	10/09/20 06:30	1
Methoxychlor	ND		25	0.81	ug/Kg		10/07/20 09:18	10/09/20 06:30	1
Toxaphene	ND		130	20	ug/Kg		10/07/20 09:18	10/09/20 06:30	1

Surrogate	*%Recovery*	*Qualifier*	*Limits*	*Prepared*	*Analyzed*	*Dil Fac*
DCB Decachlorobiphenyl (Surr)	*75*		*20 - 155*	*10/07/20 09:18*	*10/09/20 06:30*	*1*
Tetrachloro-m-xylene	*76*		*25 - 126*	*10/07/20 09:18*	*10/09/20 06:30*	*1*

Method: 6010B - Metals (ICP)

Analyte	Result	Qualifier	RL	MDL	Unit	D	Prepared	Analyzed	Dil Fac
Antimony	ND		9.9	5.0	mg/Kg		10/07/20 09:30	10/08/20 13:20	5
Arsenic	**4.1**		3.0	1.5	mg/Kg		10/07/20 09:30	10/08/20 13:20	5
Barium	**85**		1.5	0.74	mg/Kg		10/07/20 09:30	10/08/20 13:20	5
Beryllium	ND		0.50	0.25	mg/Kg		10/07/20 09:30	10/08/20 13:20	5
Cadmium	**1.0**		0.50	0.25	mg/Kg		10/07/20 09:30	10/08/20 13:20	5
Chromium	**48**		0.99	0.50	mg/Kg		10/07/20 09:30	10/08/20 13:20	5
Cobalt	**17**		0.99	0.50	mg/Kg		10/07/20 09:30	10/08/20 13:20	5
Copper	**31**		2.0	1.1	mg/Kg		10/07/20 09:30	10/08/20 13:20	5
Lead	**1000**		2.0	0.99	mg/Kg		10/07/20 09:30	10/08/20 13:20	5
Molybdenum	**8.3**		2.0	0.99	mg/Kg		10/07/20 09:30	10/08/20 13:20	5
Nickel	**58**		2.0	0.99	mg/Kg		10/07/20 09:30	10/08/20 13:20	5
Selenium	ND		3.0	1.7	mg/Kg		10/07/20 09:30	10/08/20 13:20	5
Silver	ND		1.5	0.88	mg/Kg		10/07/20 09:30	10/08/20 13:20	5
Thallium	ND		9.9	5.0	mg/Kg		10/07/20 09:30	10/08/20 13:20	5
Vanadium	**53**		0.99	0.50	mg/Kg		10/07/20 09:30	10/08/20 13:20	5
Zinc	**1100**		5.0	2.5	mg/Kg		10/07/20 09:30	10/08/20 13:20	5

Method: 6010B - Metals (ICP) - TCLP

Analyte	Result	Qualifier	RL	MDL	Unit	D	Prepared	Analyzed	Dil Fac
Lead	**0.12**		0.10	0.040	mg/L		10/14/20 23:57	10/15/20 14:15	1

Method: 6010B - Metals (ICP) - STLC Citrate

Analyte	Result	Qualifier	RL	MDL	Unit	D	Prepared	Analyzed	Dil Fac
Lead	ND		0.10	0.076	mg/L			10/15/20 18:19	20

Method: 7471A - Mercury (CVAA)

Analyte	Result	Qualifier	RL	MDL	Unit	D	Prepared	Analyzed	Dil Fac
Mercury	**0.028**		0.020	0.012	mg/Kg		10/06/20 11:45	10/06/20 16:50	1

Client Sample ID: JC-13-0.5

Date Collected: 10/02/20 09:25
Date Received: 10/02/20 17:45

Lab Sample ID: 440-272679-18

Matrix: Solid

Method: 8081A - Organochlorine Pesticides (GC)

Analyte	Result	Qualifier	RL	MDL	Unit	D	Prepared	Analyzed	Dil Fac
4,4'-DDD	ND		25	0.99	ug/Kg		10/07/20 09:18	10/09/20 10:32	1
4,4'-DDE	**0.82**	**J**	25	0.54	ug/Kg		10/07/20 09:18	10/09/20 10:32	1
4,4'-DDT	**1.1**	**J p**	25	0.36	ug/Kg		10/07/20 09:18	10/09/20 10:32	1
Aldrin	ND		25	0.30	ug/Kg		10/07/20 09:18	10/09/20 10:32	1
alpha-BHC	ND		25	3.0	ug/Kg		10/07/20 09:18	10/09/20 10:32	1
alpha-Chlordane	**4.4**	**J p**	25	1.3	ug/Kg		10/07/20 09:18	10/09/20 10:32	1
beta-BHC	ND		25	3.7	ug/Kg		10/07/20 09:18	10/09/20 10:32	1
Chlordane	**15**	**J**	130	2.4	ug/Kg		10/07/20 09:18	10/09/20 10:32	1
delta-BHC	ND		25	3.3	ug/Kg		10/07/20 09:18	10/09/20 10:32	1
Dieldrin	ND		25	0.25	ug/Kg		10/07/20 09:18	10/09/20 10:32	1
Endosulfan I	ND		25	0.44	ug/Kg		10/07/20 09:18	10/09/20 10:32	1
Endosulfan II	ND		25	0.31	ug/Kg		10/07/20 09:18	10/09/20 10:32	1
Endosulfan sulfate	ND		25	0.40	ug/Kg		10/07/20 09:18	10/09/20 10:32	1
Endrin	ND		25	0.34	ug/Kg		10/07/20 09:18	10/09/20 10:32	1
Endrin aldehyde	ND		25	0.73	ug/Kg		10/07/20 09:18	10/09/20 10:32	1
Endrin ketone	ND		25	0.48	ug/Kg		10/07/20 09:18	10/09/20 10:32	1
gamma-BHC	ND		25	0.62	ug/Kg		10/07/20 09:18	10/09/20 10:32	1
gamma-Chlordane	**4.1**	**J**	25	0.26	ug/Kg		10/07/20 09:18	10/09/20 10:32	1
Heptachlor	ND		25	0.89	ug/Kg		10/07/20 09:18	10/09/20 10:32	1
Heptachlor epoxide	ND		25	0.67	ug/Kg		10/07/20 09:18	10/09/20 10:32	1
Methoxychlor	ND		25	0.81	ug/Kg		10/07/20 09:18	10/09/20 10:32	1
Toxaphene	ND		130	20	ug/Kg		10/07/20 09:18	10/09/20 10:32	1

Surrogate	*%Recovery*	*Qualifier*	*Limits*	*Prepared*	*Analyzed*	*Dil Fac*
DCB Decachlorobiphenyl (Surr)	*89*		*20 - 155*	*10/07/20 09:18*	*10/09/20 10:32*	*1*
Tetrachloro-m-xylene	*75*		*25 - 126*	*10/07/20 09:18*	*10/09/20 10:32*	*1*

Method: 6010B - Metals (ICP)

Analyte	Result	Qualifier	RL	MDL	Unit	D	Prepared	Analyzed	Dil Fac
Lead	**9.1**		2.0	1.0	mg/Kg		10/07/20 09:30	10/08/20 13:23	5

Method: 6020 - Metals (ICP/MS)

Analyte	Result	Qualifier	RL	MDL	Unit	D	Prepared	Analyzed	Dil Fac
Arsenic	**3.0**		0.51	0.25	mg/Kg		10/07/20 09:30	10/07/20 18:52	20

Client Sample ID: JC-13-1.0

Date Collected: 10/02/20 09:26
Date Received: 10/02/20 17:45

Lab Sample ID: 440-272679-19

Matrix: Solid

Method: 8081A - Organochlorine Pesticides (GC)

Analyte	Result	Qualifier	RL	MDL	Unit	D	Prepared	Analyzed	Dil Fac
4,4'-DDD	ND		25	0.99	ug/Kg		10/07/20 09:18	10/09/20 08:24	1
4,4'-DDE	ND		25	0.54	ug/Kg		10/07/20 09:18	10/09/20 08:24	1
4,4'-DDT	ND		25	0.36	ug/Kg		10/07/20 09:18	10/09/20 08:24	1
Aldrin	ND		25	0.30	ug/Kg		10/07/20 09:18	10/09/20 08:24	1
alpha-BHC	ND		25	3.0	ug/Kg		10/07/20 09:18	10/09/20 08:24	1
alpha-Chlordane	ND		25	1.3	ug/Kg		10/07/20 09:18	10/09/20 08:24	1
beta-BHC	ND		25	3.7	ug/Kg		10/07/20 09:18	10/09/20 08:24	1
Chlordane	**3.8**	**J**	130	2.4	ug/Kg		10/07/20 09:18	10/09/20 08:24	1
delta-BHC	ND		25	3.3	ug/Kg		10/07/20 09:18	10/09/20 08:24	1
Dieldrin	ND		25	0.25	ug/Kg		10/07/20 09:18	10/09/20 08:24	1

Client Sample ID: JC-13-1.0

Date Collected: 10/02/20 09:26
Date Received: 10/02/20 17:45

Lab Sample ID: 440-272679-19

Matrix: Solid

Method: 8081A - Organochlorine Pesticides (GC) (Continued)

Analyte	Result	Qualifier	RL	MDL	Unit	D	Prepared	Analyzed	Dil Fac
Endosulfan I	ND		25	0.44	ug/Kg		10/07/20 09:18	10/09/20 08:24	1
Endosulfan II	ND		25	0.31	ug/Kg		10/07/20 09:18	10/09/20 08:24	1
Endosulfan sulfate	ND		25	0.40	ug/Kg		10/07/20 09:18	10/09/20 08:24	1
Endrin	ND		25	0.34	ug/Kg		10/07/20 09:18	10/09/20 08:24	1
Endrin aldehyde	ND		25	0.73	ug/Kg		10/07/20 09:18	10/09/20 08:24	1
Endrin ketone	ND		25	0.48	ug/Kg		10/07/20 09:18	10/09/20 08:24	1
gamma-BHC	ND		25	0.62	ug/Kg		10/07/20 09:18	10/09/20 08:24	1
gamma-Chlordane	**0.62**	**J**	25	0.26	ug/Kg		10/07/20 09:18	10/09/20 08:24	1
Heptachlor	ND		25	0.89	ug/Kg		10/07/20 09:18	10/09/20 08:24	1
Heptachlor epoxide	ND		25	0.67	ug/Kg		10/07/20 09:18	10/09/20 08:24	1
Methoxychlor	ND		25	0.81	ug/Kg		10/07/20 09:18	10/09/20 08:24	1
Toxaphene	ND		130	20	ug/Kg		10/07/20 09:18	10/09/20 08:24	1

Surrogate	*%Recovery*	*Qualifier*	*Limits*	*Prepared*	*Analyzed*	*Dil Fac*
DCB Decachlorobiphenyl (Surr)	*91*		*20 - 155*	*10/07/20 09:18*	*10/09/20 08:24*	*1*
Tetrachloro-m-xylene	*83*		*25 - 126*	*10/07/20 09:18*	*10/09/20 08:24*	*1*

Method: 6010B - Metals (ICP)

Analyte	Result	Qualifier	RL	MDL	Unit	D	Prepared	Analyzed	Dil Fac
Lead	**5.4**		2.0	0.99	mg/Kg		10/07/20 09:30	10/08/20 13:25	5

Method: 6020 - Metals (ICP/MS)

Analyte	Result	Qualifier	RL	MDL	Unit	D	Prepared	Analyzed	Dil Fac
Arsenic	**3.4**		0.50	0.25	mg/Kg		10/07/20 09:30	10/07/20 18:54	20

Client Sample ID: JC-14-0.5

Date Collected: 10/02/20 09:18
Date Received: 10/02/20 17:45

Lab Sample ID: 440-272679-22

Matrix: Solid

Method: 8081A - Organochlorine Pesticides (GC)

Analyte	Result	Qualifier	RL	MDL	Unit	D	Prepared	Analyzed	Dil Fac
4,4'-DDD	ND		25	0.99	ug/Kg		10/07/20 09:18	10/09/20 11:43	1
4,4'-DDE	ND		25	0.54	ug/Kg		10/07/20 09:18	10/09/20 11:43	1
4,4'-DDT	ND		25	0.36	ug/Kg		10/07/20 09:18	10/09/20 11:43	1
Aldrin	ND		25	0.30	ug/Kg		10/07/20 09:18	10/09/20 11:43	1
alpha-BHC	ND		25	3.0	ug/Kg		10/07/20 09:18	10/09/20 11:43	1
alpha-Chlordane	ND		25	1.3	ug/Kg		10/07/20 09:18	10/09/20 11:43	1
beta-BHC	ND		25	3.7	ug/Kg		10/07/20 09:18	10/09/20 11:43	1
Chlordane	ND		130	2.4	ug/Kg		10/07/20 09:18	10/09/20 11:43	1
delta-BHC	ND		25	3.3	ug/Kg		10/07/20 09:18	10/09/20 11:43	1
Dieldrin	ND		25	0.25	ug/Kg		10/07/20 09:18	10/09/20 11:43	1
Endosulfan I	ND		25	0.44	ug/Kg		10/07/20 09:18	10/09/20 11:43	1
Endosulfan II	ND		25	0.31	ug/Kg		10/07/20 09:18	10/09/20 11:43	1
Endosulfan sulfate	ND		25	0.41	ug/Kg		10/07/20 09:18	10/09/20 11:43	1
Endrin	ND		25	0.34	ug/Kg		10/07/20 09:18	10/09/20 11:43	1
Endrin aldehyde	ND		25	0.73	ug/Kg		10/07/20 09:18	10/09/20 11:43	1
Endrin ketone	ND		25	0.48	ug/Kg		10/07/20 09:18	10/09/20 11:43	1
gamma-BHC	ND		25	0.62	ug/Kg		10/07/20 09:18	10/09/20 11:43	1
gamma-Chlordane	ND		25	0.26	ug/Kg		10/07/20 09:18	10/09/20 11:43	1
Heptachlor	ND		25	0.89	ug/Kg		10/07/20 09:18	10/09/20 11:43	1
Heptachlor epoxide	ND		25	0.67	ug/Kg		10/07/20 09:18	10/09/20 11:43	1

Client Sample ID: JC-14-0.5

Date Collected: 10/02/20 09:18
Date Received: 10/02/20 17:45

Lab Sample ID: 440-272679-22

Matrix: Solid

Method: 8081A - Organochlorine Pesticides (GC) (Continued)

Analyte	Result	Qualifier	RL	MDL	Unit	D	Prepared	Analyzed	Dil Fac
Methoxychlor	ND		25	0.81	ug/Kg		10/07/20 09:18	10/09/20 11:43	1
Toxaphene	ND		130	20	ug/Kg		10/07/20 09:18	10/09/20 11:43	1

Surrogate	*%Recovery*	*Qualifier*	*Limits*	*Prepared*	*Analyzed*	*Dil Fac*
DCB Decachlorobiphenyl (Surr)	*66*		*20 - 155*	*10/07/20 09:18*	*10/09/20 11:43*	*1*
Tetrachloro-m-xylene	*69*		*25 - 126*	*10/07/20 09:18*	*10/09/20 11:43*	*1*

Method: 6010B - Metals (ICP)

Analyte	Result	Qualifier	RL	MDL	Unit	D	Prepared	Analyzed	Dil Fac
Lead	**4.8**		2.0	1.0	mg/Kg		10/07/20 09:30	10/08/20 13:28	5

Method: 6020 - Metals (ICP/MS)

Analyte	Result	Qualifier	RL	MDL	Unit	D	Prepared	Analyzed	Dil Fac
Arsenic	**3.7**		0.50	0.25	mg/Kg		10/07/20 09:30	10/07/20 18:56	20

Client Sample ID: JC-14-1.0

Date Collected: 10/02/20 09:19
Date Received: 10/02/20 17:45

Lab Sample ID: 440-272679-23

Matrix: Solid

Method: 8081A - Organochlorine Pesticides (GC)

Analyte	Result	Qualifier	RL	MDL	Unit	D	Prepared	Analyzed	Dil Fac
4,4'-DDD	ND		25	0.98	ug/Kg		10/07/20 09:18	10/09/20 11:57	1
4,4'-DDE	ND		25	0.53	ug/Kg		10/07/20 09:18	10/09/20 11:57	1
4,4'-DDT	ND		25	0.36	ug/Kg		10/07/20 09:18	10/09/20 11:57	1
Aldrin	ND		25	0.30	ug/Kg		10/07/20 09:18	10/09/20 11:57	1
alpha-BHC	ND		25	3.0	ug/Kg		10/07/20 09:18	10/09/20 11:57	1
alpha-Chlordane	ND		25	1.3	ug/Kg		10/07/20 09:18	10/09/20 11:57	1
beta-BHC	ND		25	3.6	ug/Kg		10/07/20 09:18	10/09/20 11:57	1
Chlordane	ND		120	2.3	ug/Kg		10/07/20 09:18	10/09/20 11:57	1
delta-BHC	ND		25	3.3	ug/Kg		10/07/20 09:18	10/09/20 11:57	1
Dieldrin	ND		25	0.25	ug/Kg		10/07/20 09:18	10/09/20 11:57	1
Endosulfan I	ND		25	0.43	ug/Kg		10/07/20 09:18	10/09/20 11:57	1
Endosulfan II	ND		25	0.30	ug/Kg		10/07/20 09:18	10/09/20 11:57	1
Endosulfan sulfate	ND		25	0.40	ug/Kg		10/07/20 09:18	10/09/20 11:57	1
Endrin	ND		25	0.33	ug/Kg		10/07/20 09:18	10/09/20 11:57	1
Endrin aldehyde	ND		25	0.72	ug/Kg		10/07/20 09:18	10/09/20 11:57	1
Endrin ketone	ND		25	0.47	ug/Kg		10/07/20 09:18	10/09/20 11:57	1
gamma-BHC	ND		25	0.62	ug/Kg		10/07/20 09:18	10/09/20 11:57	1
gamma-Chlordane	ND		25	0.25	ug/Kg		10/07/20 09:18	10/09/20 11:57	1
Heptachlor	ND		25	0.88	ug/Kg		10/07/20 09:18	10/09/20 11:57	1
Heptachlor epoxide	ND		25	0.66	ug/Kg		10/07/20 09:18	10/09/20 11:57	1
Methoxychlor	ND		25	0.80	ug/Kg		10/07/20 09:18	10/09/20 11:57	1
Toxaphene	ND		120	20	ug/Kg		10/07/20 09:18	10/09/20 11:57	1

Surrogate	*%Recovery*	*Qualifier*	*Limits*	*Prepared*	*Analyzed*	*Dil Fac*
DCB Decachlorobiphenyl (Surr)	*59*		*20 - 155*	*10/07/20 09:18*	*10/09/20 11:57*	*1*
Tetrachloro-m-xylene	*65*		*25 - 126*	*10/07/20 09:18*	*10/09/20 11:57*	*1*

Method: 6010B - Metals (ICP)

Analyte	Result	Qualifier	RL	MDL	Unit	D	Prepared	Analyzed	Dil Fac
Lead	**5.0**		2.0	1.0	mg/Kg		10/07/20 09:30	10/08/20 13:30	5

Client Sample ID: JC-14-1.0

Lab Sample ID: 440-272679-23

Date Collected: 10/02/20 09:19
Matrix: Solid
Date Received: 10/02/20 17:45

Method: 6020 - Metals (ICP/MS)

Analyte	Result	Qualifier	RL	MDL	Unit	D	Prepared	Analyzed	Dil Fac
Arsenic	3.6		0.50	0.25	mg/Kg		10/07/20 09:30	10/07/20 18:58	20

Client Sample ID: JC-15-0.5

Lab Sample ID: 440-272679-26

Date Collected: 10/02/20 08:45
Matrix: Solid
Date Received: 10/02/20 17:45

Method: 8081A - Organochlorine Pesticides (GC)

Analyte	Result	Qualifier	RL	MDL	Unit	D	Prepared	Analyzed	Dil Fac
4,4'-DDD	ND		25	0.99	ug/Kg		10/07/20 09:27	10/09/20 10:17	1
4,4'-DDE	ND		25	0.54	ug/Kg		10/07/20 09:27	10/09/20 10:17	1
4,4'-DDT	ND		25	0.36	ug/Kg		10/07/20 09:27	10/09/20 10:17	1
Aldrin	ND		25	0.30	ug/Kg		10/07/20 09:27	10/09/20 10:17	1
alpha-BHC	ND		25	3.0	ug/Kg		10/07/20 09:27	10/09/20 10:17	1
alpha-Chlordane	ND		25	1.3	ug/Kg		10/07/20 09:27	10/09/20 10:17	1
beta-BHC	ND		25	3.7	ug/Kg		10/07/20 09:27	10/09/20 10:17	1
Chlordane	ND		130	2.4	ug/Kg		10/07/20 09:27	10/09/20 10:17	1
delta-BHC	ND		25	3.3	ug/Kg		10/07/20 09:27	10/09/20 10:17	1
Dieldrin	ND		25	0.25	ug/Kg		10/07/20 09:27	10/09/20 10:17	1
Endosulfan I	ND		25	0.44	ug/Kg		10/07/20 09:27	10/09/20 10:17	1
Endosulfan II	ND		25	0.31	ug/Kg		10/07/20 09:27	10/09/20 10:17	1
Endosulfan sulfate	ND		25	0.41	ug/Kg		10/07/20 09:27	10/09/20 10:17	1
Endrin	ND		25	0.34	ug/Kg		10/07/20 09:27	10/09/20 10:17	1
Endrin aldehyde	ND		25	0.73	ug/Kg		10/07/20 09:27	10/09/20 10:17	1
Endrin ketone	ND		25	0.48	ug/Kg		10/07/20 09:27	10/09/20 10:17	1
gamma-BHC	ND		25	0.63	ug/Kg		10/07/20 09:27	10/09/20 10:17	1
gamma-Chlordane	ND		25	0.26	ug/Kg		10/07/20 09:27	10/09/20 10:17	1
Heptachlor	ND		25	0.89	ug/Kg		10/07/20 09:27	10/09/20 10:17	1
Heptachlor epoxide	ND		25	0.67	ug/Kg		10/07/20 09:27	10/09/20 10:17	1
Methoxychlor	ND		25	0.82	ug/Kg		10/07/20 09:27	10/09/20 10:17	1
Toxaphene	ND		130	20	ug/Kg		10/07/20 09:27	10/09/20 10:17	1

Surrogate	*%Recovery*	*Qualifier*	*Limits*	*Prepared*	*Analyzed*	*Dil Fac*
DCB Decachlorobiphenyl (Surr)	*99*		*20 - 155*	*10/07/20 09:27*	*10/09/20 10:17*	*1*
Tetrachloro-m-xylene	*89*		*25 - 126*	*10/07/20 09:27*	*10/09/20 10:17*	*1*

Method: 8082 - Polychlorinated Biphenyls (PCBs) by Gas Chromatography

Analyte	Result	Qualifier	RL	MDL	Unit	D	Prepared	Analyzed	Dil Fac
Aroclor-1016	ND		50	39	ug/Kg		10/07/20 09:27	10/09/20 02:19	1
Aroclor-1221	ND		50	39	ug/Kg		10/07/20 09:27	10/09/20 02:19	1
Aroclor-1232	ND		50	39	ug/Kg		10/07/20 09:27	10/09/20 02:19	1
Aroclor-1242	ND		50	39	ug/Kg		10/07/20 09:27	10/09/20 02:19	1
Aroclor-1248	ND		50	39	ug/Kg		10/07/20 09:27	10/09/20 02:19	1
Aroclor-1254	ND		50	26	ug/Kg		10/07/20 09:27	10/09/20 02:19	1
Aroclor-1260	ND		50	26	ug/Kg		10/07/20 09:27	10/09/20 02:19	1
Aroclor-1262	ND		50	26	ug/Kg		10/07/20 09:27	10/09/20 02:19	1
Aroclor-1268	ND		50	26	ug/Kg		10/07/20 09:27	10/09/20 02:19	1

Surrogate	*%Recovery*	*Qualifier*	*Limits*	*Prepared*	*Analyzed*	*Dil Fac*
DCB Decachlorobiphenyl (Surr)	*93*		*20 - 155*	*10/07/20 09:27*	*10/09/20 02:19*	*1*
Tetrachloro-m-xylene (Surr)	*94*		*25 - 126*	*10/07/20 09:27*	*10/09/20 02:19*	*1*

Client Sample ID: JC-15-0.5

Lab Sample ID: 440-272679-26

Date Collected: 10/02/20 08:45
Matrix: Solid
Date Received: 10/02/20 17:45

Method: 6010B - Metals (ICP)

Analyte	Result	Qualifier	RL	MDL	Unit	D	Prepared	Analyzed	Dil Fac
Lead	**4.0**		2.0	0.99	mg/Kg		10/07/20 09:30	10/08/20 13:33	5

Method: 6020 - Metals (ICP/MS)

Analyte	Result	Qualifier	RL	MDL	Unit	D	Prepared	Analyzed	Dil Fac
Arsenic	**2.7**		0.50	0.25	mg/Kg		10/07/20 09:30	10/07/20 19:04	20

Client Sample ID: JC-15-1.0

Lab Sample ID: 440-272679-27

Date Collected: 10/02/20 08:46
Matrix: Solid
Date Received: 10/02/20 17:45

Method: 8081A - Organochlorine Pesticides (GC)

Analyte	Result	Qualifier	RL	MDL	Unit	D	Prepared	Analyzed	Dil Fac
4,4'-DDD	ND		25	0.99	ug/Kg		10/07/20 09:27	10/09/20 03:12	1
4,4'-DDE	ND		25	0.54	ug/Kg		10/07/20 09:27	10/09/20 03:12	1
4,4'-DDT	**0.79**	**J**	25	0.36	ug/Kg		10/07/20 09:27	10/09/20 03:12	1
Aldrin	ND		25	0.30	ug/Kg		10/07/20 09:27	10/09/20 03:12	1
alpha-BHC	ND		25	3.0	ug/Kg		10/07/20 09:27	10/09/20 03:12	1
alpha-Chlordane	ND		25	1.3	ug/Kg		10/07/20 09:27	10/09/20 03:12	1
beta-BHC	ND		25	3.7	ug/Kg		10/07/20 09:27	10/09/20 03:12	1
Chlordane	ND		130	2.4	ug/Kg		10/07/20 09:27	10/09/20 03:12	1
delta-BHC	ND		25	3.3	ug/Kg		10/07/20 09:27	10/09/20 03:12	1
Dieldrin	ND		25	0.25	ug/Kg		10/07/20 09:27	10/09/20 03:12	1
Endosulfan I	ND		25	0.44	ug/Kg		10/07/20 09:27	10/09/20 03:12	1
Endosulfan II	ND		25	0.31	ug/Kg		10/07/20 09:27	10/09/20 03:12	1
Endosulfan sulfate	ND		25	0.40	ug/Kg		10/07/20 09:27	10/09/20 03:12	1
Endrin	ND		25	0.34	ug/Kg		10/07/20 09:27	10/09/20 03:12	1
Endrin aldehyde	ND		25	0.73	ug/Kg		10/07/20 09:27	10/09/20 03:12	1
Endrin ketone	ND		25	0.48	ug/Kg		10/07/20 09:27	10/09/20 03:12	1
gamma-BHC	ND		25	0.62	ug/Kg		10/07/20 09:27	10/09/20 03:12	1
gamma-Chlordane	ND		25	0.26	ug/Kg		10/07/20 09:27	10/09/20 03:12	1
Heptachlor	ND		25	0.89	ug/Kg		10/07/20 09:27	10/09/20 03:12	1
Heptachlor epoxide	ND		25	0.67	ug/Kg		10/07/20 09:27	10/09/20 03:12	1
Methoxychlor	ND		25	0.81	ug/Kg		10/07/20 09:27	10/09/20 03:12	1
Toxaphene	ND		130	20	ug/Kg		10/07/20 09:27	10/09/20 03:12	1

Surrogate	*%Recovery*	*Qualifier*	*Limits*	*Prepared*	*Analyzed*	*Dil Fac*
DCB Decachlorobiphenyl (Surr)	*81*		*20 - 155*	*10/07/20 09:27*	*10/09/20 03:12*	*1*
Tetrachloro-m-xylene	*79*		*25 - 126*	*10/07/20 09:27*	*10/09/20 03:12*	*1*

Method: 8082 - Polychlorinated Biphenyls (PCBs) by Gas Chromatography

Analyte	Result	Qualifier	RL	MDL	Unit	D	Prepared	Analyzed	Dil Fac
Aroclor-1016	ND		50	39	ug/Kg		10/07/20 09:27	10/09/20 02:37	1
Aroclor-1221	ND		50	39	ug/Kg		10/07/20 09:27	10/09/20 02:37	1
Aroclor-1232	ND		50	39	ug/Kg		10/07/20 09:27	10/09/20 02:37	1
Aroclor-1242	ND		50	39	ug/Kg		10/07/20 09:27	10/09/20 02:37	1
Aroclor-1248	ND		50	39	ug/Kg		10/07/20 09:27	10/09/20 02:37	1
Aroclor-1254	ND		50	25	ug/Kg		10/07/20 09:27	10/09/20 02:37	1
Aroclor-1260	ND		50	25	ug/Kg		10/07/20 09:27	10/09/20 02:37	1
Aroclor-1262	ND		50	25	ug/Kg		10/07/20 09:27	10/09/20 02:37	1
Aroclor-1268	ND		50	25	ug/Kg		10/07/20 09:27	10/09/20 02:37	1

Client Sample ID: JC-15-1.0

Lab Sample ID: 440-272679-27

Date Collected: 10/02/20 08:46
Matrix: Solid
Date Received: 10/02/20 17:45

Surrogate	*%Recovery*	*Qualifier*	*Limits*	*Prepared*	*Analyzed*	*Dil Fac*
DCB Decachlorobiphenyl (Surr)	*83*		*20 - 155*	*10/07/20 09:27*	*10/09/20 02:37*	*1*
Tetrachloro-m-xylene (Surr)	*85*		*25 - 126*	*10/07/20 09:27*	*10/09/20 02:37*	*1*

Method: 6010B - Metals (ICP)

Analyte	Result	Qualifier	RL	MDL	Unit	D	Prepared	Analyzed	Dil Fac
Lead	**4.9**		2.0	1.0	mg/Kg		10/07/20 09:30	10/08/20 13:35	5

Method: 6020 - Metals (ICP/MS)

Analyte	Result	Qualifier	RL	MDL	Unit	D	Prepared	Analyzed	Dil Fac
Arsenic	**4.8**		0.50	0.25	mg/Kg		10/07/20 09:30	10/07/20 19:06	20

Client Sample ID: JC-15-3.0

Lab Sample ID: 440-272679-28

Date Collected: 10/02/20 08:47
Matrix: Solid
Date Received: 10/02/20 17:45

Method: 8082 - Polychlorinated Biphenyls (PCBs) by Gas Chromatography

Analyte	Result	Qualifier	RL	MDL	Unit	D	Prepared	Analyzed	Dil Fac
Aroclor-1016	ND		50	39	ug/Kg		10/07/20 09:36	10/09/20 11:12	1
Aroclor-1221	ND		50	39	ug/Kg		10/07/20 09:36	10/09/20 11:12	1
Aroclor-1232	ND		50	39	ug/Kg		10/07/20 09:36	10/09/20 11:12	1
Aroclor-1242	ND		50	39	ug/Kg		10/07/20 09:36	10/09/20 11:12	1
Aroclor-1248	ND		50	39	ug/Kg		10/07/20 09:36	10/09/20 11:12	1
Aroclor-1254	ND		50	26	ug/Kg		10/07/20 09:36	10/09/20 11:12	1
Aroclor-1260	ND		50	26	ug/Kg		10/07/20 09:36	10/09/20 11:12	1
Aroclor-1262	ND		50	26	ug/Kg		10/07/20 09:36	10/09/20 11:12	1
Aroclor-1268	ND		50	26	ug/Kg		10/07/20 09:36	10/09/20 11:12	1

Surrogate	*%Recovery*	*Qualifier*	*Limits*	*Prepared*	*Analyzed*	*Dil Fac*
DCB Decachlorobiphenyl (Surr)	*64*		*20 - 155*	*10/07/20 09:36*	*10/09/20 11:12*	*1*
Tetrachloro-m-xylene (Surr)	*73*		*25 - 126*	*10/07/20 09:36*	*10/09/20 11:12*	*1*

Client Sample ID: JC-16-0.5

Lab Sample ID: 440-272679-30

Date Collected: 10/02/20 08:50
Matrix: Solid
Date Received: 10/02/20 17:45

Method: 8081A - Organochlorine Pesticides (GC)

Analyte	Result	Qualifier	RL	MDL	Unit	D	Prepared	Analyzed	Dil Fac
4,4'-DDD	ND		25	0.99	ug/Kg		10/07/20 09:27	10/09/20 03:26	1
4,4'-DDE	ND		25	0.54	ug/Kg		10/07/20 09:27	10/09/20 03:26	1
4,4'-DDT	ND		25	0.36	ug/Kg		10/07/20 09:27	10/09/20 03:26	1
Aldrin	ND		25	0.30	ug/Kg		10/07/20 09:27	10/09/20 03:26	1
alpha-BHC	ND		25	3.0	ug/Kg		10/07/20 09:27	10/09/20 03:26	1
alpha-Chlordane	ND		25	1.3	ug/Kg		10/07/20 09:27	10/09/20 03:26	1
beta-BHC	ND		25	3.7	ug/Kg		10/07/20 09:27	10/09/20 03:26	1
Chlordane	ND		130	2.4	ug/Kg		10/07/20 09:27	10/09/20 03:26	1
delta-BHC	ND		25	3.3	ug/Kg		10/07/20 09:27	10/09/20 03:26	1
Dieldrin	ND		25	0.25	ug/Kg		10/07/20 09:27	10/09/20 03:26	1
Endosulfan I	ND		25	0.44	ug/Kg		10/07/20 09:27	10/09/20 03:26	1
Endosulfan II	ND		25	0.31	ug/Kg		10/07/20 09:27	10/09/20 03:26	1
Endosulfan sulfate	ND		25	0.40	ug/Kg		10/07/20 09:27	10/09/20 03:26	1
Endrin	ND		25	0.34	ug/Kg		10/07/20 09:27	10/09/20 03:26	1
Endrin aldehyde	ND		25	0.73	ug/Kg		10/07/20 09:27	10/09/20 03:26	1

Client Sample ID: JC-16-0.5

Date Collected: 10/02/20 08:50
Date Received: 10/02/20 17:45

Lab Sample ID: 440-272679-30
Matrix: Solid

Method: 8081A - Organochlorine Pesticides (GC) (Continued)

Analyte	Result	Qualifier	RL	MDL	Unit	D	Prepared	Analyzed	Dil Fac
Endrin ketone	ND		25	0.48	ug/Kg		10/07/20 09:27	10/09/20 03:26	1
gamma-BHC	ND		25	0.62	ug/Kg		10/07/20 09:27	10/09/20 03:26	1
gamma-Chlordane	ND		25	0.26	ug/Kg		10/07/20 09:27	10/09/20 03:26	1
Heptachlor	ND		25	0.89	ug/Kg		10/07/20 09:27	10/09/20 03:26	1
Heptachlor epoxide	ND		25	0.67	ug/Kg		10/07/20 09:27	10/09/20 03:26	1
Methoxychlor	ND		25	0.81	ug/Kg		10/07/20 09:27	10/09/20 03:26	1
Toxaphene	ND		130	20	ug/Kg		10/07/20 09:27	10/09/20 03:26	1

Surrogate	*%Recovery*	*Qualifier*	*Limits*	*Prepared*	*Analyzed*	*Dil Fac*
DCB Decachlorobiphenyl (Surr)	*91*		*20 - 155*	*10/07/20 09:27*	*10/09/20 03:26*	*1*
Tetrachloro-m-xylene	*84*		*25 - 126*	*10/07/20 09:27*	*10/09/20 03:26*	*1*

Method: 8082 - Polychlorinated Biphenyls (PCBs) by Gas Chromatography

Analyte	Result	Qualifier	RL	MDL	Unit	D	Prepared	Analyzed	Dil Fac
Aroclor-1016	ND		50	39	ug/Kg		10/07/20 09:27	10/09/20 02:55	1
Aroclor-1221	ND		50	39	ug/Kg		10/07/20 09:27	10/09/20 02:55	1
Aroclor-1232	ND		50	39	ug/Kg		10/07/20 09:27	10/09/20 02:55	1
Aroclor-1242	ND		50	39	ug/Kg		10/07/20 09:27	10/09/20 02:55	1
Aroclor-1248	ND		50	39	ug/Kg		10/07/20 09:27	10/09/20 02:55	1
Aroclor-1254	ND		50	25	ug/Kg		10/07/20 09:27	10/09/20 02:55	1
Aroclor-1260	ND		50	25	ug/Kg		10/07/20 09:27	10/09/20 02:55	1
Aroclor-1262	ND		50	25	ug/Kg		10/07/20 09:27	10/09/20 02:55	1
Aroclor-1268	ND		50	25	ug/Kg		10/07/20 09:27	10/09/20 02:55	1

Surrogate	*%Recovery*	*Qualifier*	*Limits*	*Prepared*	*Analyzed*	*Dil Fac*
DCB Decachlorobiphenyl (Surr)	*88*		*20 - 155*	*10/07/20 09:27*	*10/09/20 02:55*	*1*
Tetrachloro-m-xylene (Surr)	*91*		*25 - 126*	*10/07/20 09:27*	*10/09/20 02:55*	*1*

Method: 6010B - Metals (ICP)

Analyte	Result	Qualifier	RL	MDL	Unit	D	Prepared	Analyzed	Dil Fac
Lead	**5.5**		2.0	1.0	mg/Kg		10/07/20 09:30	10/08/20 13:43	5

Method: 6020 - Metals (ICP/MS)

Analyte	Result	Qualifier	RL	MDL	Unit	D	Prepared	Analyzed	Dil Fac
Arsenic	**4.3**		0.50	0.25	mg/Kg		10/07/20 09:30	10/07/20 19:07	20

Client Sample ID: JC-16-1.0

Date Collected: 10/02/20 08:51
Date Received: 10/02/20 17:45

Lab Sample ID: 440-272679-31
Matrix: Solid

Method: 8081A - Organochlorine Pesticides (GC)

Analyte	Result	Qualifier	RL	MDL	Unit	D	Prepared	Analyzed	Dil Fac
4,4'-DDD	ND		25	0.99	ug/Kg		10/07/20 09:27	10/09/20 03:40	1
4,4'-DDE	ND		25	0.54	ug/Kg		10/07/20 09:27	10/09/20 03:40	1
4,4'-DDT	ND		25	0.36	ug/Kg		10/07/20 09:27	10/09/20 03:40	1
Aldrin	ND		25	0.30	ug/Kg		10/07/20 09:27	10/09/20 03:40	1
alpha-BHC	ND		25	3.0	ug/Kg		10/07/20 09:27	10/09/20 03:40	1
alpha-Chlordane	ND		25	1.3	ug/Kg		10/07/20 09:27	10/09/20 03:40	1
beta-BHC	ND		25	3.7	ug/Kg		10/07/20 09:27	10/09/20 03:40	1
Chlordane	ND		120	2.4	ug/Kg		10/07/20 09:27	10/09/20 03:40	1
delta-BHC	ND		25	3.3	ug/Kg		10/07/20 09:27	10/09/20 03:40	1

Client Sample ID: JC-16-1.0

Lab Sample ID: 440-272679-31

Date Collected: 10/02/20 08:51

Matrix: Solid

Date Received: 10/02/20 17:45

Method: 8081A - Organochlorine Pesticides (GC) (Continued)

Analyte	Result	Qualifier	RL	MDL	Unit	D	Prepared	Analyzed	Dil Fac
Dieldrin	ND		25	0.25	ug/Kg		10/07/20 09:27	10/09/20 03:40	1
Endosulfan I	ND		25	0.44	ug/Kg		10/07/20 09:27	10/09/20 03:40	1
Endosulfan II	ND		25	0.31	ug/Kg		10/07/20 09:27	10/09/20 03:40	1
Endosulfan sulfate	ND		25	0.40	ug/Kg		10/07/20 09:27	10/09/20 03:40	1
Endrin	ND		25	0.33	ug/Kg		10/07/20 09:27	10/09/20 03:40	1
Endrin aldehyde	ND		25	0.73	ug/Kg		10/07/20 09:27	10/09/20 03:40	1
Endrin ketone	ND		25	0.48	ug/Kg		10/07/20 09:27	10/09/20 03:40	1
gamma-BHC	ND		25	0.62	ug/Kg		10/07/20 09:27	10/09/20 03:40	1
gamma-Chlordane	ND		25	0.26	ug/Kg		10/07/20 09:27	10/09/20 03:40	1
Heptachlor	ND		25	0.88	ug/Kg		10/07/20 09:27	10/09/20 03:40	1
Heptachlor epoxide	ND		25	0.67	ug/Kg		10/07/20 09:27	10/09/20 03:40	1
Methoxychlor	ND		25	0.81	ug/Kg		10/07/20 09:27	10/09/20 03:40	1
Toxaphene	ND		120	20	ug/Kg		10/07/20 09:27	10/09/20 03:40	1

Surrogate	*%Recovery*	*Qualifier*	*Limits*	*Prepared*	*Analyzed*	*Dil Fac*
DCB Decachlorobiphenyl (Surr)	*94*		*20 - 155*	*10/07/20 09:27*	*10/09/20 03:40*	*1*
Tetrachloro-m-xylene	*87*		*25 - 126*	*10/07/20 09:27*	*10/09/20 03:40*	*1*

Method: 8082 - Polychlorinated Biphenyls (PCBs) by Gas Chromatography

Analyte	Result	Qualifier	RL	MDL	Unit	D	Prepared	Analyzed	Dil Fac
Aroclor-1016	ND		50	39	ug/Kg		10/07/20 09:27	10/09/20 03:12	1
Aroclor-1221	ND		50	39	ug/Kg		10/07/20 09:27	10/09/20 03:12	1
Aroclor-1232	ND		50	39	ug/Kg		10/07/20 09:27	10/09/20 03:12	1
Aroclor-1242	ND		50	39	ug/Kg		10/07/20 09:27	10/09/20 03:12	1
Aroclor-1248	ND		50	39	ug/Kg		10/07/20 09:27	10/09/20 03:12	1
Aroclor-1254	ND		50	25	ug/Kg		10/07/20 09:27	10/09/20 03:12	1
Aroclor-1260	ND		50	25	ug/Kg		10/07/20 09:27	10/09/20 03:12	1
Aroclor-1262	ND		50	25	ug/Kg		10/07/20 09:27	10/09/20 03:12	1
Aroclor-1268	ND		50	25	ug/Kg		10/07/20 09:27	10/09/20 03:12	1

Surrogate	*%Recovery*	*Qualifier*	*Limits*	*Prepared*	*Analyzed*	*Dil Fac*
DCB Decachlorobiphenyl (Surr)	*90*		*20 - 155*	*10/07/20 09:27*	*10/09/20 03:12*	*1*
Tetrachloro-m-xylene (Surr)	*90*		*25 - 126*	*10/07/20 09:27*	*10/09/20 03:12*	*1*

Method: 6010B - Metals (ICP)

Analyte	Result	Qualifier	RL	MDL	Unit	D	Prepared	Analyzed	Dil Fac
Lead	**4.0**		2.0	0.99	mg/Kg		10/07/20 09:45	10/08/20 14:05	5

Method: 6020 - Metals (ICP/MS)

Analyte	Result	Qualifier	RL	MDL	Unit	D	Prepared	Analyzed	Dil Fac
Arsenic	**2.4**		0.49	0.25	mg/Kg		10/07/20 09:45	10/08/20 10:27	20

Client Sample ID: JC-16-3.0

Lab Sample ID: 440-272679-32

Date Collected: 10/02/20 08:52

Matrix: Solid

Date Received: 10/02/20 17:45

Method: 8082 - Polychlorinated Biphenyls (PCBs) by Gas Chromatography

Analyte	Result	Qualifier	RL	MDL	Unit	D	Prepared	Analyzed	Dil Fac
Aroclor-1016	ND		50	39	ug/Kg		10/07/20 09:36	10/09/20 11:31	1
Aroclor-1221	ND		50	39	ug/Kg		10/07/20 09:36	10/09/20 11:31	1
Aroclor-1232	ND		50	39	ug/Kg		10/07/20 09:36	10/09/20 11:31	1

Client Sample ID: JC-16-3.0

Date Collected: 10/02/20 08:52
Date Received: 10/02/20 17:45

Lab Sample ID: 440-272679-32

Matrix: Solid

Method: 8082 - Polychlorinated Biphenyls (PCBs) by Gas Chromatography (Continued)

Analyte	Result	Qualifier	RL	MDL	Unit	D	Prepared	Analyzed	Dil Fac
Aroclor-1242	ND		50	39	ug/Kg		10/07/20 09:36	10/09/20 11:31	1
Aroclor-1248	ND		50	39	ug/Kg		10/07/20 09:36	10/09/20 11:31	1
Aroclor-1254	ND		50	25	ug/Kg		10/07/20 09:36	10/09/20 11:31	1
Aroclor-1260	ND		50	25	ug/Kg		10/07/20 09:36	10/09/20 11:31	1
Aroclor-1262	ND		50	25	ug/Kg		10/07/20 09:36	10/09/20 11:31	1
Aroclor-1268	ND		50	25	ug/Kg		10/07/20 09:36	10/09/20 11:31	1

Surrogate	*%Recovery*	*Qualifier*	*Limits*	*Prepared*	*Analyzed*	*Dil Fac*
DCB Decachlorobiphenyl (Surr)	*41*		*20 - 155*	*10/07/20 09:36*	*10/09/20 11:31*	*1*
Tetrachloro-m-xylene (Surr)	*52*		*25 - 126*	*10/07/20 09:36*	*10/09/20 11:31*	*1*

Client Sample ID: JC-17-0.5

Date Collected: 10/02/20 09:05
Date Received: 10/02/20 17:45

Lab Sample ID: 440-272679-34

Matrix: Solid

Method: 8081A - Organochlorine Pesticides (GC)

Analyte	Result	Qualifier	RL	MDL	Unit	D	Prepared	Analyzed	Dil Fac
4,4'-DDD	ND		25	0.99	ug/Kg		10/07/20 09:27	10/09/20 12:26	1
4,4'-DDE	ND		25	0.54	ug/Kg		10/07/20 09:27	10/09/20 12:26	1
4,4'-DDT	ND		25	0.36	ug/Kg		10/07/20 09:27	10/09/20 12:26	1
Aldrin	ND		25	0.30	ug/Kg		10/07/20 09:27	10/09/20 12:26	1
alpha-BHC	ND		25	3.0	ug/Kg		10/07/20 09:27	10/09/20 12:26	1
alpha-Chlordane	ND		25	1.3	ug/Kg		10/07/20 09:27	10/09/20 12:26	1
beta-BHC	ND		25	3.7	ug/Kg		10/07/20 09:27	10/09/20 12:26	1
Chlordane	ND		130	2.4	ug/Kg		10/07/20 09:27	10/09/20 12:26	1
delta-BHC	ND		25	3.3	ug/Kg		10/07/20 09:27	10/09/20 12:26	1
Dieldrin	ND		25	0.25	ug/Kg		10/07/20 09:27	10/09/20 12:26	1
Endosulfan I	ND		25	0.44	ug/Kg		10/07/20 09:27	10/09/20 12:26	1
Endosulfan II	ND		25	0.31	ug/Kg		10/07/20 09:27	10/09/20 12:26	1
Endosulfan sulfate	ND		25	0.41	ug/Kg		10/07/20 09:27	10/09/20 12:26	1
Endrin	ND		25	0.34	ug/Kg		10/07/20 09:27	10/09/20 12:26	1
Endrin aldehyde	ND		25	0.73	ug/Kg		10/07/20 09:27	10/09/20 12:26	1
Endrin ketone	ND		25	0.48	ug/Kg		10/07/20 09:27	10/09/20 12:26	1
gamma-BHC	ND		25	0.62	ug/Kg		10/07/20 09:27	10/09/20 12:26	1
gamma-Chlordane	ND		25	0.26	ug/Kg		10/07/20 09:27	10/09/20 12:26	1
Heptachlor	ND		25	0.89	ug/Kg		10/07/20 09:27	10/09/20 12:26	1
Heptachlor epoxide	ND		25	0.67	ug/Kg		10/07/20 09:27	10/09/20 12:26	1
Methoxychlor	ND		25	0.81	ug/Kg		10/07/20 09:27	10/09/20 12:26	1
Toxaphene	ND		130	20	ug/Kg		10/07/20 09:27	10/09/20 12:26	1

Surrogate	*%Recovery*	*Qualifier*	*Limits*	*Prepared*	*Analyzed*	*Dil Fac*
DCB Decachlorobiphenyl (Surr)	*80*		*20 - 155*	*10/07/20 09:27*	*10/09/20 12:26*	*1*
Tetrachloro-m-xylene	*81*		*25 - 126*	*10/07/20 09:27*	*10/09/20 12:26*	*1*

Method: 8082 - Polychlorinated Biphenyls (PCBs) by Gas Chromatography

Analyte	Result	Qualifier	RL	MDL	Unit	D	Prepared	Analyzed	Dil Fac
Aroclor-1016	ND		50	39	ug/Kg		10/07/20 09:27	10/09/20 03:30	1
Aroclor-1221	ND		50	39	ug/Kg		10/07/20 09:27	10/09/20 03:30	1
Aroclor-1232	ND		50	39	ug/Kg		10/07/20 09:27	10/09/20 03:30	1
Aroclor-1242	ND		50	39	ug/Kg		10/07/20 09:27	10/09/20 03:30	1
Aroclor-1248	ND		50	39	ug/Kg		10/07/20 09:27	10/09/20 03:30	1

Client Sample ID: JC-17-0.5

Date Collected: 10/02/20 09:05
Date Received: 10/02/20 17:45

Lab Sample ID: 440-272679-34

Matrix: Solid

Method: 8082 - Polychlorinated Biphenyls (PCBs) by Gas Chromatography (Continued)

Analyte	Result	Qualifier	RL	MDL	Unit	D	Prepared	Analyzed	Dil Fac
Aroclor-1254	ND		50	26	ug/Kg		10/07/20 09:27	10/09/20 03:30	1
Aroclor-1260	ND		50	26	ug/Kg		10/07/20 09:27	10/09/20 03:30	1
Aroclor-1262	ND		50	26	ug/Kg		10/07/20 09:27	10/09/20 03:30	1
Aroclor-1268	ND		50	26	ug/Kg		10/07/20 09:27	10/09/20 03:30	1

Surrogate	*%Recovery*	*Qualifier*	*Limits*	*Prepared*	*Analyzed*	*Dil Fac*
DCB Decachlorobiphenyl (Surr)	*80*		*20 - 155*	*10/07/20 09:27*	*10/09/20 03:30*	*1*
Tetrachloro-m-xylene (Surr)	*86*		*25 - 126*	*10/07/20 09:27*	*10/09/20 03:30*	*1*

Method: 6010B - Metals (ICP)

Analyte	Result	Qualifier	RL	MDL	Unit	D	Prepared	Analyzed	Dil Fac
Lead	**4.0**		2.0	1.0	mg/Kg		10/07/20 09:45	10/08/20 13:55	5

Method: 6020 - Metals (ICP/MS)

Analyte	Result	Qualifier	RL	MDL	Unit	D	Prepared	Analyzed	Dil Fac
Arsenic	**2.8**		0.50	0.25	mg/Kg		10/07/20 09:45	10/08/20 10:10	20

Client Sample ID: JC-17-1.0

Date Collected: 10/02/20 09:06
Date Received: 10/02/20 17:45

Lab Sample ID: 440-272679-35

Matrix: Solid

Method: 8081A - Organochlorine Pesticides (GC)

Analyte	Result	Qualifier	RL	MDL	Unit	D	Prepared	Analyzed	Dil Fac
4,4'-DDD	ND		25	0.99	ug/Kg		10/07/20 09:27	10/09/20 12:40	1
4,4'-DDE	ND		25	0.54	ug/Kg		10/07/20 09:27	10/09/20 12:40	1
4,4'-DDT	ND		25	0.36	ug/Kg		10/07/20 09:27	10/09/20 12:40	1
Aldrin	ND		25	0.30	ug/Kg		10/07/20 09:27	10/09/20 12:40	1
alpha-BHC	ND		25	3.0	ug/Kg		10/07/20 09:27	10/09/20 12:40	1
alpha-Chlordane	ND		25	1.3	ug/Kg		10/07/20 09:27	10/09/20 12:40	1
beta-BHC	ND		25	3.7	ug/Kg		10/07/20 09:27	10/09/20 12:40	1
Chlordane	ND		120	2.4	ug/Kg		10/07/20 09:27	10/09/20 12:40	1
delta-BHC	ND		25	3.3	ug/Kg		10/07/20 09:27	10/09/20 12:40	1
Dieldrin	ND		25	0.25	ug/Kg		10/07/20 09:27	10/09/20 12:40	1
Endosulfan I	ND		25	0.44	ug/Kg		10/07/20 09:27	10/09/20 12:40	1
Endosulfan II	ND		25	0.31	ug/Kg		10/07/20 09:27	10/09/20 12:40	1
Endosulfan sulfate	ND		25	0.40	ug/Kg		10/07/20 09:27	10/09/20 12:40	1
Endrin	ND		25	0.33	ug/Kg		10/07/20 09:27	10/09/20 12:40	1
Endrin aldehyde	ND		25	0.73	ug/Kg		10/07/20 09:27	10/09/20 12:40	1
Endrin ketone	ND		25	0.48	ug/Kg		10/07/20 09:27	10/09/20 12:40	1
gamma-BHC	ND		25	0.62	ug/Kg		10/07/20 09:27	10/09/20 12:40	1
gamma-Chlordane	ND		25	0.26	ug/Kg		10/07/20 09:27	10/09/20 12:40	1
Heptachlor	ND		25	0.88	ug/Kg		10/07/20 09:27	10/09/20 12:40	1
Heptachlor epoxide	ND		25	0.67	ug/Kg		10/07/20 09:27	10/09/20 12:40	1
Methoxychlor	ND		25	0.81	ug/Kg		10/07/20 09:27	10/09/20 12:40	1
Toxaphene	ND		120	20	ug/Kg		10/07/20 09:27	10/09/20 12:40	1

Surrogate	*%Recovery*	*Qualifier*	*Limits*	*Prepared*	*Analyzed*	*Dil Fac*
DCB Decachlorobiphenyl (Surr)	*83*		*20 - 155*	*10/07/20 09:27*	*10/09/20 12:40*	*1*
Tetrachloro-m-xylene	*81*		*25 - 126*	*10/07/20 09:27*	*10/09/20 12:40*	*1*

Client Sample ID: JC-17-1.0

Lab Sample ID: 440-272679-35

Date Collected: 10/02/20 09:06
Matrix: Solid
Date Received: 10/02/20 17:45

Method: 8082 - Polychlorinated Biphenyls (PCBs) by Gas Chromatography

Analyte	Result	Qualifier	RL	MDL	Unit	D	Prepared	Analyzed	Dil Fac
Aroclor-1016	ND		50	39	ug/Kg		10/07/20 09:27	10/09/20 04:06	1
Aroclor-1221	ND		50	39	ug/Kg		10/07/20 09:27	10/09/20 04:06	1
Aroclor-1232	ND		50	39	ug/Kg		10/07/20 09:27	10/09/20 04:06	1
Aroclor-1242	ND		50	39	ug/Kg		10/07/20 09:27	10/09/20 04:06	1
Aroclor-1248	ND		50	39	ug/Kg		10/07/20 09:27	10/09/20 04:06	1
Aroclor-1254	ND		50	25	ug/Kg		10/07/20 09:27	10/09/20 04:06	1
Aroclor-1260	ND		50	25	ug/Kg		10/07/20 09:27	10/09/20 04:06	1
Aroclor-1262	ND		50	25	ug/Kg		10/07/20 09:27	10/09/20 04:06	1
Aroclor-1268	ND		50	25	ug/Kg		10/07/20 09:27	10/09/20 04:06	1

Surrogate	*%Recovery*	*Qualifier*	*Limits*	*Prepared*	*Analyzed*	*Dil Fac*
DCB Decachlorobiphenyl (Surr)	*84*		*20 - 155*	*10/07/20 09:27*	*10/09/20 04:06*	*1*
Tetrachloro-m-xylene (Surr)	*86*		*25 - 126*	*10/07/20 09:27*	*10/09/20 04:06*	*1*

Method: 6010B - Metals (ICP)

Analyte	Result	Qualifier	RL	MDL	Unit	D	Prepared	Analyzed	Dil Fac
Lead	**5.0**		2.0	1.0	mg/Kg		10/07/20 09:45	10/08/20 14:13	5

Method: 6020 - Metals (ICP/MS)

Analyte	Result	Qualifier	RL	MDL	Unit	D	Prepared	Analyzed	Dil Fac
Arsenic	**2.7**		0.50	0.25	mg/Kg		10/07/20 09:45	10/08/20 10:29	20

Client Sample ID: JC-17-3.0

Lab Sample ID: 440-272679-36

Date Collected: 10/02/20 09:07
Matrix: Solid
Date Received: 10/02/20 17:45

Method: 8082 - Polychlorinated Biphenyls (PCBs) by Gas Chromatography

Analyte	Result	Qualifier	RL	MDL	Unit	D	Prepared	Analyzed	Dil Fac
Aroclor-1016	ND		50	39	ug/Kg		10/07/20 09:36	10/09/20 11:50	1
Aroclor-1221	ND		50	39	ug/Kg		10/07/20 09:36	10/09/20 11:50	1
Aroclor-1232	ND		50	39	ug/Kg		10/07/20 09:36	10/09/20 11:50	1
Aroclor-1242	ND		50	39	ug/Kg		10/07/20 09:36	10/09/20 11:50	1
Aroclor-1248	ND		50	39	ug/Kg		10/07/20 09:36	10/09/20 11:50	1
Aroclor-1254	ND		50	26	ug/Kg		10/07/20 09:36	10/09/20 11:50	1
Aroclor-1260	ND		50	26	ug/Kg		10/07/20 09:36	10/09/20 11:50	1
Aroclor-1262	ND		50	26	ug/Kg		10/07/20 09:36	10/09/20 11:50	1
Aroclor-1268	ND		50	26	ug/Kg		10/07/20 09:36	10/09/20 11:50	1

Surrogate	*%Recovery*	*Qualifier*	*Limits*	*Prepared*	*Analyzed*	*Dil Fac*
DCB Decachlorobiphenyl (Surr)	*63*		*20 - 155*	*10/07/20 09:36*	*10/09/20 11:50*	*1*
Tetrachloro-m-xylene (Surr)	*72*		*25 - 126*	*10/07/20 09:36*	*10/09/20 11:50*	*1*

Client Sample ID: JC-18-0.5

Lab Sample ID: 440-272679-38

Date Collected: 10/02/20 10:55
Matrix: Solid
Date Received: 10/02/20 17:45

Method: 8081A - Organochlorine Pesticides (GC)

Analyte	Result	Qualifier	RL	MDL	Unit	D	Prepared	Analyzed	Dil Fac
4,4'-DDD	ND		25	0.98	ug/Kg		10/07/20 09:27	10/09/20 12:54	1
4,4'-DDE	**28**		25	0.54	ug/Kg		10/07/20 09:27	10/09/20 12:54	1
4,4'-DDT	**6.1**	**J**	25	0.36	ug/Kg		10/07/20 09:27	10/09/20 12:54	1

Client Sample ID: JC-18-0.5

Date Collected: 10/02/20 10:55
Date Received: 10/02/20 17:45

Lab Sample ID: 440-272679-38

Matrix: Solid

Method: 8081A - Organochlorine Pesticides (GC) (Continued)

Analyte	Result	Qualifier	RL	MDL	Unit	D	Prepared	Analyzed	Dil Fac
Aldrin	ND		25	0.30	ug/Kg		10/07/20 09:27	10/09/20 12:54	1
alpha-BHC	ND		25	3.0	ug/Kg		10/07/20 09:27	10/09/20 12:54	1
alpha-Chlordane	**13**	**J p**	25	1.3	ug/Kg		10/07/20 09:27	10/09/20 12:54	1
beta-BHC	ND		25	3.7	ug/Kg		10/07/20 09:27	10/09/20 12:54	1
Chlordane	**36**	**J**	120	2.4	ug/Kg		10/07/20 09:27	10/09/20 12:54	1
delta-BHC	ND		25	3.3	ug/Kg		10/07/20 09:27	10/09/20 12:54	1
Dieldrin	**1.4**	**J**	25	0.25	ug/Kg		10/07/20 09:27	10/09/20 12:54	1
Endosulfan I	ND		25	0.44	ug/Kg		10/07/20 09:27	10/09/20 12:54	1
Endosulfan II	ND		25	0.31	ug/Kg		10/07/20 09:27	10/09/20 12:54	1
Endosulfan sulfate	ND		25	0.40	ug/Kg		10/07/20 09:27	10/09/20 12:54	1
Endrin	ND		25	0.33	ug/Kg		10/07/20 09:27	10/09/20 12:54	1
Endrin aldehyde	ND		25	0.73	ug/Kg		10/07/20 09:27	10/09/20 12:54	1
Endrin ketone	ND		25	0.47	ug/Kg		10/07/20 09:27	10/09/20 12:54	1
gamma-BHC	ND		25	0.62	ug/Kg		10/07/20 09:27	10/09/20 12:54	1
gamma-Chlordane	**8.1**	**J**	25	0.26	ug/Kg		10/07/20 09:27	10/09/20 12:54	1
Heptachlor	ND		25	0.88	ug/Kg		10/07/20 09:27	10/09/20 12:54	1
Heptachlor epoxide	**0.72**	**J p**	25	0.67	ug/Kg		10/07/20 09:27	10/09/20 12:54	1
Methoxychlor	ND		25	0.81	ug/Kg		10/07/20 09:27	10/09/20 12:54	1
Toxaphene	ND		120	20	ug/Kg		10/07/20 09:27	10/09/20 12:54	1

Surrogate	*%Recovery*	*Qualifier*	*Limits*	*Prepared*	*Analyzed*	*Dil Fac*
DCB Decachlorobiphenyl (Surr)	*92*		*20 - 155*	*10/07/20 09:27*	*10/09/20 12:54*	*1*
Tetrachloro-m-xylene	*82*		*25 - 126*	*10/07/20 09:27*	*10/09/20 12:54*	*1*

Method: 8082 - Polychlorinated Biphenyls (PCBs) by Gas Chromatography

Analyte	Result	Qualifier	RL	MDL	Unit	D	Prepared	Analyzed	Dil Fac
Aroclor-1016	ND		50	39	ug/Kg		10/07/20 09:27	10/09/20 04:24	1
Aroclor-1221	ND		50	39	ug/Kg		10/07/20 09:27	10/09/20 04:24	1
Aroclor-1232	ND		50	39	ug/Kg		10/07/20 09:27	10/09/20 04:24	1
Aroclor-1242	ND		50	39	ug/Kg		10/07/20 09:27	10/09/20 04:24	1
Aroclor-1248	ND		50	39	ug/Kg		10/07/20 09:27	10/09/20 04:24	1
Aroclor-1254	ND		50	25	ug/Kg		10/07/20 09:27	10/09/20 04:24	1
Aroclor-1260	ND		50	25	ug/Kg		10/07/20 09:27	10/09/20 04:24	1
Aroclor-1262	ND		50	25	ug/Kg		10/07/20 09:27	10/09/20 04:24	1
Aroclor-1268	ND		50	25	ug/Kg		10/07/20 09:27	10/09/20 04:24	1

Surrogate	*%Recovery*	*Qualifier*	*Limits*	*Prepared*	*Analyzed*	*Dil Fac*
DCB Decachlorobiphenyl (Surr)	*84*		*20 - 155*	*10/07/20 09:27*	*10/09/20 04:24*	*1*
Tetrachloro-m-xylene (Surr)	*84*		*25 - 126*	*10/07/20 09:27*	*10/09/20 04:24*	*1*

Method: 6010B - Metals (ICP)

Analyte	Result	Qualifier	RL	MDL	Unit	D	Prepared	Analyzed	Dil Fac
Lead	**12**		2.0	1.0	mg/Kg		10/07/20 09:45	10/08/20 14:15	5

Method: 6020 - Metals (ICP/MS)

Analyte	Result	Qualifier	RL	MDL	Unit	D	Prepared	Analyzed	Dil Fac
Arsenic	**2.9**		0.51	0.25	mg/Kg		10/07/20 09:45	10/08/20 10:32	20

Client Sample ID: JC-18-1.0

Date Collected: 10/02/20 10:56
Date Received: 10/02/20 17:45

Lab Sample ID: 440-272679-39

Matrix: Solid

Method: 8081A - Organochlorine Pesticides (GC)

Analyte	Result	Qualifier	RL	MDL	Unit	D	Prepared	Analyzed	Dil Fac
4,4'-DDD	ND		25	0.99	ug/Kg		10/07/20 09:27	10/09/20 04:51	1
4,4'-DDE	ND		25	0.54	ug/Kg		10/07/20 09:27	10/09/20 04:51	1
4,4'-DDT	ND		25	0.36	ug/Kg		10/07/20 09:27	10/09/20 04:51	1
Aldrin	ND		25	0.30	ug/Kg		10/07/20 09:27	10/09/20 04:51	1
alpha-BHC	ND		25	3.0	ug/Kg		10/07/20 09:27	10/09/20 04:51	1
alpha-Chlordane	**1.5**	**J p**	25	1.3	ug/Kg		10/07/20 09:27	10/09/20 04:51	1
beta-BHC	ND		25	3.7	ug/Kg		10/07/20 09:27	10/09/20 04:51	1
Chlordane	**11**	**J**	130	2.4	ug/Kg		10/07/20 09:27	10/09/20 04:51	1
delta-BHC	ND		25	3.3	ug/Kg		10/07/20 09:27	10/09/20 04:51	1
Dieldrin	ND		25	0.25	ug/Kg		10/07/20 09:27	10/09/20 04:51	1
Endosulfan I	ND		25	0.44	ug/Kg		10/07/20 09:27	10/09/20 04:51	1
Endosulfan II	ND		25	0.31	ug/Kg		10/07/20 09:27	10/09/20 04:51	1
Endosulfan sulfate	ND		25	0.40	ug/Kg		10/07/20 09:27	10/09/20 04:51	1
Endrin	ND		25	0.34	ug/Kg		10/07/20 09:27	10/09/20 04:51	1
Endrin aldehyde	ND		25	0.73	ug/Kg		10/07/20 09:27	10/09/20 04:51	1
Endrin ketone	ND		25	0.48	ug/Kg		10/07/20 09:27	10/09/20 04:51	1
gamma-BHC	ND		25	0.62	ug/Kg		10/07/20 09:27	10/09/20 04:51	1
gamma-Chlordane	**1.2**	**J**	25	0.26	ug/Kg		10/07/20 09:27	10/09/20 04:51	1
Heptachlor	ND		25	0.89	ug/Kg		10/07/20 09:27	10/09/20 04:51	1
Heptachlor epoxide	ND		25	0.67	ug/Kg		10/07/20 09:27	10/09/20 04:51	1
Methoxychlor	ND		25	0.81	ug/Kg		10/07/20 09:27	10/09/20 04:51	1
Toxaphene	ND		130	20	ug/Kg		10/07/20 09:27	10/09/20 04:51	1

Surrogate	*%Recovery*	*Qualifier*	*Limits*	*Prepared*	*Analyzed*	*Dil Fac*
DCB Decachlorobiphenyl (Surr)	*90*		*20 - 155*	*10/07/20 09:27*	*10/09/20 04:51*	*1*
Tetrachloro-m-xylene	*83*		*25 - 126*	*10/07/20 09:27*	*10/09/20 04:51*	*1*

Method: 8082 - Polychlorinated Biphenyls (PCBs) by Gas Chromatography

Analyte	Result	Qualifier	RL	MDL	Unit	D	Prepared	Analyzed	Dil Fac
Aroclor-1016	ND		50	39	ug/Kg		10/07/20 09:27	10/09/20 04:42	1
Aroclor-1221	ND		50	39	ug/Kg		10/07/20 09:27	10/09/20 04:42	1
Aroclor-1232	ND		50	39	ug/Kg		10/07/20 09:27	10/09/20 04:42	1
Aroclor-1242	ND		50	39	ug/Kg		10/07/20 09:27	10/09/20 04:42	1
Aroclor-1248	ND		50	39	ug/Kg		10/07/20 09:27	10/09/20 04:42	1
Aroclor-1254	ND		50	25	ug/Kg		10/07/20 09:27	10/09/20 04:42	1
Aroclor-1260	ND		50	25	ug/Kg		10/07/20 09:27	10/09/20 04:42	1
Aroclor-1262	ND		50	25	ug/Kg		10/07/20 09:27	10/09/20 04:42	1
Aroclor-1268	ND		50	25	ug/Kg		10/07/20 09:27	10/09/20 04:42	1

Surrogate	*%Recovery*	*Qualifier*	*Limits*	*Prepared*	*Analyzed*	*Dil Fac*
DCB Decachlorobiphenyl (Surr)	*87*		*20 - 155*	*10/07/20 09:27*	*10/09/20 04:42*	*1*
Tetrachloro-m-xylene (Surr)	*90*		*25 - 126*	*10/07/20 09:27*	*10/09/20 04:42*	*1*

Method: 6010B - Metals (ICP)

Analyte	Result	Qualifier	RL	MDL	Unit	D	Prepared	Analyzed	Dil Fac
Lead	**4.7**		2.0	1.0	mg/Kg		10/07/20 09:45	10/08/20 14:18	5

Method: 6020 - Metals (ICP/MS)

Analyte	Result	Qualifier	RL	MDL	Unit	D	Prepared	Analyzed	Dil Fac
Arsenic	**3.6**		0.51	0.25	mg/Kg		10/07/20 09:45	10/08/20 10:34	20

Client Sample ID: JC-18-3.0

Date Collected: 10/02/20 10:57
Date Received: 10/02/20 17:45

Lab Sample ID: 440-272679-40

Matrix: Solid

Method: 8082 - Polychlorinated Biphenyls (PCBs) by Gas Chromatography

Analyte	Result	Qualifier	RL	MDL	Unit	D	Prepared	Analyzed	Dil Fac
Aroclor-1016	ND		50	39	ug/Kg		10/07/20 09:36	10/08/20 15:22	1
Aroclor-1221	ND		50	39	ug/Kg		10/07/20 09:36	10/08/20 15:22	1
Aroclor-1232	ND		50	39	ug/Kg		10/07/20 09:36	10/08/20 15:22	1
Aroclor-1242	ND		50	39	ug/Kg		10/07/20 09:36	10/08/20 15:22	1
Aroclor-1248	ND		50	39	ug/Kg		10/07/20 09:36	10/08/20 15:22	1
Aroclor-1254	ND		50	25	ug/Kg		10/07/20 09:36	10/08/20 15:22	1
Aroclor-1260	ND		50	25	ug/Kg		10/07/20 09:36	10/08/20 15:22	1
Aroclor-1262	ND		50	25	ug/Kg		10/07/20 09:36	10/08/20 15:22	1
Aroclor-1268	ND		50	25	ug/Kg		10/07/20 09:36	10/08/20 15:22	1

Surrogate	*%Recovery*	*Qualifier*	*Limits*	*Prepared*	*Analyzed*	*Dil Fac*
DCB Decachlorobiphenyl (Surr)	*93*		*20 - 155*	*10/07/20 09:36*	*10/08/20 15:22*	*1*
Tetrachloro-m-xylene (Surr)	*78*		*25 - 126*	*10/07/20 09:36*	*10/08/20 15:22*	*1*

Client Sample ID: JC-19-0.5

Date Collected: 10/02/20 10:20
Date Received: 10/02/20 17:45

Lab Sample ID: 440-272679-41

Matrix: Solid

Method: 8081A - Organochlorine Pesticides (GC)

Analyte	Result	Qualifier	RL	MDL	Unit	D	Prepared	Analyzed	Dil Fac
4,4'-DDD	ND		25	0.99	ug/Kg		10/07/20 09:27	10/09/20 13:08	1
4,4'-DDE	**21**	**J**	25	0.54	ug/Kg		10/07/20 09:27	10/09/20 13:08	1
4,4'-DDT	**3.0**	**J p**	25	0.36	ug/Kg		10/07/20 09:27	10/09/20 13:08	1
Aldrin	ND		25	0.30	ug/Kg		10/07/20 09:27	10/09/20 13:08	1
alpha-BHC	ND		25	3.0	ug/Kg		10/07/20 09:27	10/09/20 13:08	1
alpha-Chlordane	**350**		250	13	ug/Kg		10/07/20 09:27	10/09/20 13:51	10
beta-BHC	ND		25	3.7	ug/Kg		10/07/20 09:27	10/09/20 13:08	1
Chlordane	**1000**	**J**	1200	24	ug/Kg		10/07/20 09:27	10/09/20 13:51	10
delta-BHC	ND		25	3.3	ug/Kg		10/07/20 09:27	10/09/20 13:08	1
Dieldrin	**4.8**	**J p**	25	0.25	ug/Kg		10/07/20 09:27	10/09/20 13:08	1
Endosulfan I	**9.6**	**J p**	25	0.44	ug/Kg		10/07/20 09:27	10/09/20 13:08	1
Endosulfan II	ND		25	0.31	ug/Kg		10/07/20 09:27	10/09/20 13:08	1
Endosulfan sulfate	ND		25	0.40	ug/Kg		10/07/20 09:27	10/09/20 13:08	1
Endrin	ND		25	0.33	ug/Kg		10/07/20 09:27	10/09/20 13:08	1
Endrin aldehyde	ND		25	0.73	ug/Kg		10/07/20 09:27	10/09/20 13:08	1
Endrin ketone	ND		25	0.48	ug/Kg		10/07/20 09:27	10/09/20 13:08	1
gamma-BHC	ND		25	0.62	ug/Kg		10/07/20 09:27	10/09/20 13:08	1
gamma-Chlordane	**250**		250	2.6	ug/Kg		10/07/20 09:27	10/09/20 13:51	10
Heptachlor	ND		25	0.89	ug/Kg		10/07/20 09:27	10/09/20 13:08	1
Heptachlor epoxide	**31**	**p**	25	0.67	ug/Kg		10/07/20 09:27	10/09/20 13:08	1
Methoxychlor	ND		25	0.81	ug/Kg		10/07/20 09:27	10/09/20 13:08	1
Toxaphene	ND		120	20	ug/Kg		10/07/20 09:27	10/09/20 13:08	1

Surrogate	*%Recovery*	*Qualifier*	*Limits*	*Prepared*	*Analyzed*	*Dil Fac*
DCB Decachlorobiphenyl (Surr)	*81*		*20 - 155*	*10/07/20 09:27*	*10/09/20 13:08*	*1*
Tetrachloro-m-xylene	*72*		*25 - 126*	*10/07/20 09:27*	*10/09/20 13:08*	*1*

Method: 8082 - Polychlorinated Biphenyls (PCBs) by Gas Chromatography

Analyte	Result	Qualifier	RL	MDL	Unit	D	Prepared	Analyzed	Dil Fac
Aroclor-1016	ND		50	39	ug/Kg		10/07/20 09:27	10/09/20 05:00	1
Aroclor-1221	ND		50	39	ug/Kg		10/07/20 09:27	10/09/20 05:00	1

Client Sample ID: JC-19-0.5

Date Collected: 10/02/20 10:20
Date Received: 10/02/20 17:45

Lab Sample ID: 440-272679-41

Matrix: Solid

Method: 8082 - Polychlorinated Biphenyls (PCBs) by Gas Chromatography (Continued)

Analyte	Result	Qualifier	RL	MDL	Unit	D	Prepared	Analyzed	Dil Fac
Aroclor-1232	ND		50	39	ug/Kg		10/07/20 09:27	10/09/20 05:00	1
Aroclor-1242	ND		50	39	ug/Kg		10/07/20 09:27	10/09/20 05:00	1
Aroclor-1248	ND		50	39	ug/Kg		10/07/20 09:27	10/09/20 05:00	1
Aroclor-1254	ND		50	25	ug/Kg		10/07/20 09:27	10/09/20 05:00	1
Aroclor-1260	ND		50	25	ug/Kg		10/07/20 09:27	10/09/20 05:00	1
Aroclor-1262	ND		50	25	ug/Kg		10/07/20 09:27	10/09/20 05:00	1
Aroclor-1268	ND		50	25	ug/Kg		10/07/20 09:27	10/09/20 05:00	1

Surrogate	*%Recovery*	*Qualifier*	*Limits*	*Prepared*	*Analyzed*	*Dil Fac*
DCB Decachlorobiphenyl (Surr)	*83*		*20 - 155*	*10/07/20 09:27*	*10/09/20 05:00*	*1*
Tetrachloro-m-xylene (Surr)	*77*		*25 - 126*	*10/07/20 09:27*	*10/09/20 05:00*	*1*

Client Sample ID: JC-19-1.0

Date Collected: 10/02/20 10:21
Date Received: 10/02/20 17:45

Lab Sample ID: 440-272679-42

Matrix: Solid

Method: 8082 - Polychlorinated Biphenyls (PCBs) by Gas Chromatography

Analyte	Result	Qualifier	RL	MDL	Unit	D	Prepared	Analyzed	Dil Fac
Aroclor-1016	ND		50	39	ug/Kg		10/07/20 09:27	10/09/20 05:18	1
Aroclor-1221	ND		50	39	ug/Kg		10/07/20 09:27	10/09/20 05:18	1
Aroclor-1232	ND		50	39	ug/Kg		10/07/20 09:27	10/09/20 05:18	1
Aroclor-1242	ND		50	39	ug/Kg		10/07/20 09:27	10/09/20 05:18	1
Aroclor-1248	ND		50	39	ug/Kg		10/07/20 09:27	10/09/20 05:18	1
Aroclor-1254	ND		50	25	ug/Kg		10/07/20 09:27	10/09/20 05:18	1
Aroclor-1260	ND		50	25	ug/Kg		10/07/20 09:27	10/09/20 05:18	1
Aroclor-1262	ND		50	25	ug/Kg		10/07/20 09:27	10/09/20 05:18	1
Aroclor-1268	ND		50	25	ug/Kg		10/07/20 09:27	10/09/20 05:18	1

Surrogate	*%Recovery*	*Qualifier*	*Limits*	*Prepared*	*Analyzed*	*Dil Fac*
DCB Decachlorobiphenyl (Surr)	*87*		*20 - 155*	*10/07/20 09:27*	*10/09/20 05:18*	*1*
Tetrachloro-m-xylene (Surr)	*87*		*25 - 126*	*10/07/20 09:27*	*10/09/20 05:18*	*1*

Client Sample ID: JC-19-3.0

Date Collected: 10/02/20 10:22
Date Received: 10/02/20 17:45

Lab Sample ID: 440-272679-43

Matrix: Solid

Method: 8082 - Polychlorinated Biphenyls (PCBs) by Gas Chromatography

Analyte	Result	Qualifier	RL	MDL	Unit	D	Prepared	Analyzed	Dil Fac
Aroclor-1016	ND		50	39	ug/Kg		10/07/20 09:36	10/09/20 12:09	1
Aroclor-1221	ND		50	39	ug/Kg		10/07/20 09:36	10/09/20 12:09	1
Aroclor-1232	ND		50	39	ug/Kg		10/07/20 09:36	10/09/20 12:09	1
Aroclor-1242	ND		50	39	ug/Kg		10/07/20 09:36	10/09/20 12:09	1
Aroclor-1248	ND		50	39	ug/Kg		10/07/20 09:36	10/09/20 12:09	1
Aroclor-1254	ND		50	25	ug/Kg		10/07/20 09:36	10/09/20 12:09	1
Aroclor-1260	ND		50	25	ug/Kg		10/07/20 09:36	10/09/20 12:09	1
Aroclor-1262	ND		50	25	ug/Kg		10/07/20 09:36	10/09/20 12:09	1
Aroclor-1268	ND		50	25	ug/Kg		10/07/20 09:36	10/09/20 12:09	1

Surrogate	*%Recovery*	*Qualifier*	*Limits*	*Prepared*	*Analyzed*	*Dil Fac*
DCB Decachlorobiphenyl (Surr)	*76*		*20 - 155*	*10/07/20 09:36*	*10/09/20 12:09*	*1*
Tetrachloro-m-xylene (Surr)	*83*		*25 - 126*	*10/07/20 09:36*	*10/09/20 12:09*	*1*

Client Sample ID: JC-20-0.5

Date Collected: 10/02/20 10:24
Date Received: 10/02/20 17:45

Lab Sample ID: 440-272679-45

Matrix: Solid

Method: 8081A - Organochlorine Pesticides (GC)

Analyte	Result	Qualifier	RL	MDL	Unit	D	Prepared	Analyzed	Dil Fac
4,4'-DDD	ND		25	0.98	ug/Kg		10/07/20 09:27	10/09/20 13:22	1
4,4'-DDE	**12**	**J**	25	0.53	ug/Kg		10/07/20 09:27	10/09/20 13:22	1
4,4'-DDT	**8.1**	**J**	25	0.36	ug/Kg		10/07/20 09:27	10/09/20 13:22	1
Aldrin	ND		25	0.30	ug/Kg		10/07/20 09:27	10/09/20 13:22	1
alpha-BHC	ND		25	3.0	ug/Kg		10/07/20 09:27	10/09/20 13:22	1
alpha-Chlordane	**31**	**p**	25	1.3	ug/Kg		10/07/20 09:27	10/09/20 13:22	1
beta-BHC	ND		25	3.6	ug/Kg		10/07/20 09:27	10/09/20 13:22	1
Chlordane	**95**	**J**	120	2.3	ug/Kg		10/07/20 09:27	10/09/20 13:22	1
delta-BHC	ND		25	3.3	ug/Kg		10/07/20 09:27	10/09/20 13:22	1
Dieldrin	**0.95**	**J**	25	0.25	ug/Kg		10/07/20 09:27	10/09/20 13:22	1
Endosulfan I	ND		25	0.43	ug/Kg		10/07/20 09:27	10/09/20 13:22	1
Endosulfan II	ND		25	0.30	ug/Kg		10/07/20 09:27	10/09/20 13:22	1
Endosulfan sulfate	ND		25	0.40	ug/Kg		10/07/20 09:27	10/09/20 13:22	1
Endrin	ND		25	0.33	ug/Kg		10/07/20 09:27	10/09/20 13:22	1
Endrin aldehyde	ND		25	0.72	ug/Kg		10/07/20 09:27	10/09/20 13:22	1
Endrin ketone	ND		25	0.47	ug/Kg		10/07/20 09:27	10/09/20 13:22	1
gamma-BHC	ND		25	0.62	ug/Kg		10/07/20 09:27	10/09/20 13:22	1
gamma-Chlordane	**25**		25	0.25	ug/Kg		10/07/20 09:27	10/09/20 13:22	1
Heptachlor	ND		25	0.88	ug/Kg		10/07/20 09:27	10/09/20 13:22	1
Heptachlor epoxide	ND		25	0.66	ug/Kg		10/07/20 09:27	10/09/20 13:22	1
Methoxychlor	ND		25	0.80	ug/Kg		10/07/20 09:27	10/09/20 13:22	1
Toxaphene	ND		120	20	ug/Kg		10/07/20 09:27	10/09/20 13:22	1

Surrogate	*%Recovery*	*Qualifier*	*Limits*	*Prepared*	*Analyzed*	*Dil Fac*
DCB Decachlorobiphenyl (Surr)	*74*		*20 - 155*	*10/07/20 09:27*	*10/09/20 13:22*	*1*
Tetrachloro-m-xylene	*74*		*25 - 126*	*10/07/20 09:27*	*10/09/20 13:22*	*1*

Method: 8082 - Polychlorinated Biphenyls (PCBs) by Gas Chromatography

Analyte	Result	Qualifier	RL	MDL	Unit	D	Prepared	Analyzed	Dil Fac
Aroclor-1016	ND		50	39	ug/Kg		10/07/20 09:27	10/09/20 05:36	1
Aroclor-1221	ND		50	39	ug/Kg		10/07/20 09:27	10/09/20 05:36	1
Aroclor-1232	ND		50	39	ug/Kg		10/07/20 09:27	10/09/20 05:36	1
Aroclor-1242	ND		50	39	ug/Kg		10/07/20 09:27	10/09/20 05:36	1
Aroclor-1248	ND		50	39	ug/Kg		10/07/20 09:27	10/09/20 05:36	1
Aroclor-1254	ND		50	25	ug/Kg		10/07/20 09:27	10/09/20 05:36	1
Aroclor-1260	**84**		50	25	ug/Kg		10/07/20 09:27	10/09/20 05:36	1
Aroclor-1262	ND		50	25	ug/Kg		10/07/20 09:27	10/09/20 05:36	1
Aroclor-1268	ND		50	25	ug/Kg		10/07/20 09:27	10/09/20 05:36	1

Surrogate	*%Recovery*	*Qualifier*	*Limits*	*Prepared*	*Analyzed*	*Dil Fac*
DCB Decachlorobiphenyl (Surr)	*79*		*20 - 155*	*10/07/20 09:27*	*10/09/20 05:36*	*1*
Tetrachloro-m-xylene (Surr)	*77*		*25 - 126*	*10/07/20 09:27*	*10/09/20 05:36*	*1*

Method: 6010B - Metals (ICP)

Analyte	Result	Qualifier	RL	MDL	Unit	D	Prepared	Analyzed	Dil Fac
Lead	**13**		2.0	1.0	mg/Kg		10/07/20 09:45	10/08/20 14:20	5

Method: 6020 - Metals (ICP/MS)

Analyte	Result	Qualifier	RL	MDL	Unit	D	Prepared	Analyzed	Dil Fac
Arsenic	**5.4**		0.50	0.25	mg/Kg		10/07/20 09:45	10/08/20 10:36	20

Client Sample ID: JC-20-1.0

Date Collected: 10/02/20 10:25
Date Received: 10/02/20 17:45

Lab Sample ID: 440-272679-46

Matrix: Solid

Method: 8081A - Organochlorine Pesticides (GC)

Analyte	Result	Qualifier	RL	MDL	Unit	D	Prepared	Analyzed	Dil Fac
4,4'-DDD	ND		25	0.99	ug/Kg		10/07/20 09:27	10/09/20 05:19	1
4,4'-DDE	**3.9**	**J p**	25	0.54	ug/Kg		10/07/20 09:27	10/09/20 05:19	1
4,4'-DDT	**2.1**	**J**	25	0.36	ug/Kg		10/07/20 09:27	10/09/20 05:19	1
Aldrin	ND		25	0.30	ug/Kg		10/07/20 09:27	10/09/20 05:19	1
alpha-BHC	ND		25	3.0	ug/Kg		10/07/20 09:27	10/09/20 05:19	1
alpha-Chlordane	ND		25	1.3	ug/Kg		10/07/20 09:27	10/09/20 05:19	1
beta-BHC	ND		25	3.7	ug/Kg		10/07/20 09:27	10/09/20 05:19	1
Chlordane	ND		130	2.4	ug/Kg		10/07/20 09:27	10/09/20 05:19	1
delta-BHC	ND		25	3.3	ug/Kg		10/07/20 09:27	10/09/20 05:19	1
Dieldrin	ND		25	0.25	ug/Kg		10/07/20 09:27	10/09/20 05:19	1
Endosulfan I	ND		25	0.44	ug/Kg		10/07/20 09:27	10/09/20 05:19	1
Endosulfan II	ND		25	0.31	ug/Kg		10/07/20 09:27	10/09/20 05:19	1
Endosulfan sulfate	ND		25	0.41	ug/Kg		10/07/20 09:27	10/09/20 05:19	1
Endrin	ND		25	0.34	ug/Kg		10/07/20 09:27	10/09/20 05:19	1
Endrin aldehyde	ND		25	0.73	ug/Kg		10/07/20 09:27	10/09/20 05:19	1
Endrin ketone	ND		25	0.48	ug/Kg		10/07/20 09:27	10/09/20 05:19	1
gamma-BHC	ND		25	0.63	ug/Kg		10/07/20 09:27	10/09/20 05:19	1
gamma-Chlordane	**0.85**	**J**	25	0.26	ug/Kg		10/07/20 09:27	10/09/20 05:19	1
Heptachlor	ND		25	0.89	ug/Kg		10/07/20 09:27	10/09/20 05:19	1
Heptachlor epoxide	ND		25	0.67	ug/Kg		10/07/20 09:27	10/09/20 05:19	1
Methoxychlor	ND		25	0.81	ug/Kg		10/07/20 09:27	10/09/20 05:19	1
Toxaphene	ND		130	20	ug/Kg		10/07/20 09:27	10/09/20 05:19	1

Surrogate	*%Recovery*	*Qualifier*	*Limits*	*Prepared*	*Analyzed*	*Dil Fac*
DCB Decachlorobiphenyl (Surr)	*92*		*20 - 155*	*10/07/20 09:27*	*10/09/20 05:19*	*1*
Tetrachloro-m-xylene	*85*		*25 - 126*	*10/07/20 09:27*	*10/09/20 05:19*	*1*

Method: 8082 - Polychlorinated Biphenyls (PCBs) by Gas Chromatography

Analyte	Result	Qualifier	RL	MDL	Unit	D	Prepared	Analyzed	Dil Fac
Aroclor-1016	ND		50	39	ug/Kg		10/07/20 09:27	10/09/20 05:54	1
Aroclor-1221	ND		50	39	ug/Kg		10/07/20 09:27	10/09/20 05:54	1
Aroclor-1232	ND		50	39	ug/Kg		10/07/20 09:27	10/09/20 05:54	1
Aroclor-1242	ND		50	39	ug/Kg		10/07/20 09:27	10/09/20 05:54	1
Aroclor-1248	ND		50	39	ug/Kg		10/07/20 09:27	10/09/20 05:54	1
Aroclor-1254	ND		50	26	ug/Kg		10/07/20 09:27	10/09/20 05:54	1
Aroclor-1260	ND		50	26	ug/Kg		10/07/20 09:27	10/09/20 05:54	1
Aroclor-1262	ND		50	26	ug/Kg		10/07/20 09:27	10/09/20 05:54	1
Aroclor-1268	ND		50	26	ug/Kg		10/07/20 09:27	10/09/20 05:54	1

Surrogate	*%Recovery*	*Qualifier*	*Limits*	*Prepared*	*Analyzed*	*Dil Fac*
DCB Decachlorobiphenyl (Surr)	*90*		*20 - 155*	*10/07/20 09:27*	*10/09/20 05:54*	*1*
Tetrachloro-m-xylene (Surr)	*90*		*25 - 126*	*10/07/20 09:27*	*10/09/20 05:54*	*1*

Method: 6010B - Metals (ICP)

Analyte	Result	Qualifier	RL	MDL	Unit	D	Prepared	Analyzed	Dil Fac
Lead	**7.3**		2.0	1.0	mg/Kg		10/07/20 09:45	10/08/20 14:23	5

Method: 6020 - Metals (ICP/MS)

Analyte	Result	Qualifier	RL	MDL	Unit	D	Prepared	Analyzed	Dil Fac
Arsenic	**4.4**		0.51	0.25	mg/Kg		10/07/20 09:45	10/08/20 10:39	20

Client Sample ID: JC-20-3.0

Lab Sample ID: 440-272679-47

Date Collected: 10/02/20 10:26
Matrix: Solid
Date Received: 10/02/20 17:45

Method: 8082 - Polychlorinated Biphenyls (PCBs) by Gas Chromatography

Analyte	Result	Qualifier	RL	MDL	Unit	D	Prepared	Analyzed	Dil Fac
Aroclor-1016	ND		50	39	ug/Kg		10/07/20 09:36	10/09/20 12:28	1
Aroclor-1221	ND		50	39	ug/Kg		10/07/20 09:36	10/09/20 12:28	1
Aroclor-1232	ND		50	39	ug/Kg		10/07/20 09:36	10/09/20 12:28	1
Aroclor-1242	ND		50	39	ug/Kg		10/07/20 09:36	10/09/20 12:28	1
Aroclor-1248	ND		50	39	ug/Kg		10/07/20 09:36	10/09/20 12:28	1
Aroclor-1254	ND		50	25	ug/Kg		10/07/20 09:36	10/09/20 12:28	1
Aroclor-1260	ND		50	25	ug/Kg		10/07/20 09:36	10/09/20 12:28	1
Aroclor-1262	ND		50	25	ug/Kg		10/07/20 09:36	10/09/20 12:28	1
Aroclor-1268	ND		50	25	ug/Kg		10/07/20 09:36	10/09/20 12:28	1

Surrogate	*%Recovery*	*Qualifier*	*Limits*	*Prepared*	*Analyzed*	*Dil Fac*
DCB Decachlorobiphenyl (Surr)	*75*		*20 - 155*	*10/07/20 09:36*	*10/09/20 12:28*	*1*
Tetrachloro-m-xylene (Surr)	*82*		*25 - 126*	*10/07/20 09:36*	*10/09/20 12:28*	*1*

Client Sample ID: JC-21-0.5

Lab Sample ID: 440-272679-49

Date Collected: 10/02/20 10:50
Matrix: Solid
Date Received: 10/02/20 17:45

Method: 8081A - Organochlorine Pesticides (GC)

Analyte	Result	Qualifier	RL	MDL	Unit	D	Prepared	Analyzed	Dil Fac
4,4'-DDD	ND		25	0.99	ug/Kg		10/07/20 09:27	10/09/20 13:37	1
4,4'-DDE	**2.9**	**J**	25	0.54	ug/Kg		10/07/20 09:27	10/09/20 13:37	1
4,4'-DDT	**1.5**	**J p**	25	0.36	ug/Kg		10/07/20 09:27	10/09/20 13:37	1
Aldrin	ND		25	0.30	ug/Kg		10/07/20 09:27	10/09/20 13:37	1
alpha-BHC	ND		25	3.0	ug/Kg		10/07/20 09:27	10/09/20 13:37	1
alpha-Chlordane	**3.6**	**J p**	25	1.3	ug/Kg		10/07/20 09:27	10/09/20 13:37	1
beta-BHC	ND		25	3.7	ug/Kg		10/07/20 09:27	10/09/20 13:37	1
Chlordane	**12**	**J**	120	2.4	ug/Kg		10/07/20 09:27	10/09/20 13:37	1
delta-BHC	ND		25	3.3	ug/Kg		10/07/20 09:27	10/09/20 13:37	1
Dieldrin	**0.46**	**J p**	25	0.25	ug/Kg		10/07/20 09:27	10/09/20 13:37	1
Endosulfan I	ND		25	0.44	ug/Kg		10/07/20 09:27	10/09/20 13:37	1
Endosulfan II	ND		25	0.31	ug/Kg		10/07/20 09:27	10/09/20 13:37	1
Endosulfan sulfate	ND		25	0.40	ug/Kg		10/07/20 09:27	10/09/20 13:37	1
Endrin	ND		25	0.33	ug/Kg		10/07/20 09:27	10/09/20 13:37	1
Endrin aldehyde	ND		25	0.73	ug/Kg		10/07/20 09:27	10/09/20 13:37	1
Endrin ketone	ND		25	0.48	ug/Kg		10/07/20 09:27	10/09/20 13:37	1
gamma-BHC	ND		25	0.62	ug/Kg		10/07/20 09:27	10/09/20 13:37	1
gamma-Chlordane	**3.3**	**J p**	25	0.26	ug/Kg		10/07/20 09:27	10/09/20 13:37	1
Heptachlor	ND		25	0.88	ug/Kg		10/07/20 09:27	10/09/20 13:37	1
Heptachlor epoxide	ND		25	0.67	ug/Kg		10/07/20 09:27	10/09/20 13:37	1
Methoxychlor	ND		25	0.81	ug/Kg		10/07/20 09:27	10/09/20 13:37	1
Toxaphene	ND		120	20	ug/Kg		10/07/20 09:27	10/09/20 13:37	1

Surrogate	*%Recovery*	*Qualifier*	*Limits*	*Prepared*	*Analyzed*	*Dil Fac*
DCB Decachlorobiphenyl (Surr)	*82*		*20 - 155*	*10/07/20 09:27*	*10/09/20 13:37*	*1*
Tetrachloro-m-xylene	*80*		*25 - 126*	*10/07/20 09:27*	*10/09/20 13:37*	*1*

Method: 8082 - Polychlorinated Biphenyls (PCBs) by Gas Chromatography

Analyte	Result	Qualifier	RL	MDL	Unit	D	Prepared	Analyzed	Dil Fac
Aroclor-1016	ND		50	39	ug/Kg		10/07/20 09:27	10/09/20 06:12	1
Aroclor-1221	ND		50	39	ug/Kg		10/07/20 09:27	10/09/20 06:12	1

Client Sample ID: JC-21-0.5

Date Collected: 10/02/20 10:50
Date Received: 10/02/20 17:45

Lab Sample ID: 440-272679-49
Matrix: Solid

Method: 8082 - Polychlorinated Biphenyls (PCBs) by Gas Chromatography (Continued)

Analyte	Result	Qualifier	RL	MDL	Unit	D	Prepared	Analyzed	Dil Fac
Aroclor-1232	ND		50	39	ug/Kg		10/07/20 09:27	10/09/20 06:12	1
Aroclor-1242	ND		50	39	ug/Kg		10/07/20 09:27	10/09/20 06:12	1
Aroclor-1248	ND		50	39	ug/Kg		10/07/20 09:27	10/09/20 06:12	1
Aroclor-1254	ND		50	25	ug/Kg		10/07/20 09:27	10/09/20 06:12	1
Aroclor-1260	ND		50	25	ug/Kg		10/07/20 09:27	10/09/20 06:12	1
Aroclor-1262	ND		50	25	ug/Kg		10/07/20 09:27	10/09/20 06:12	1
Aroclor-1268	ND		50	25	ug/Kg		10/07/20 09:27	10/09/20 06:12	1

Surrogate	*%Recovery*	*Qualifier*	*Limits*	*Prepared*	*Analyzed*	*Dil Fac*
DCB Decachlorobiphenyl (Surr)	*85*		*20 - 155*	*10/07/20 09:27*	*10/09/20 06:12*	*1*
Tetrachloro-m-xylene (Surr)	*83*		*25 - 126*	*10/07/20 09:27*	*10/09/20 06:12*	*1*

Method: 6010B - Metals (ICP)

Analyte	Result	Qualifier	RL	MDL	Unit	D	Prepared	Analyzed	Dil Fac
Lead	**14**		2.0	1.0	mg/Kg		10/07/20 09:45	10/08/20 14:25	5

Method: 6020 - Metals (ICP/MS)

Analyte	Result	Qualifier	RL	MDL	Unit	D	Prepared	Analyzed	Dil Fac
Arsenic	**8.2**		0.51	0.25	mg/Kg		10/07/20 09:45	10/08/20 10:41	20

Client Sample ID: JC-21-1.0

Date Collected: 10/02/20 10:51
Date Received: 10/02/20 17:45

Lab Sample ID: 440-272679-50
Matrix: Solid

Method: 8081A - Organochlorine Pesticides (GC)

Analyte	Result	Qualifier	RL	MDL	Unit	D	Prepared	Analyzed	Dil Fac
4,4'-DDD	ND		25	0.98	ug/Kg		10/07/20 09:27	10/09/20 13:51	1
4,4'-DDE	ND		25	0.54	ug/Kg		10/07/20 09:27	10/09/20 13:51	1
4,4'-DDT	ND		25	0.36	ug/Kg		10/07/20 09:27	10/09/20 13:51	1
Aldrin	ND		25	0.30	ug/Kg		10/07/20 09:27	10/09/20 13:51	1
alpha-BHC	ND		25	3.0	ug/Kg		10/07/20 09:27	10/09/20 13:51	1
alpha-Chlordane	ND		25	1.3	ug/Kg		10/07/20 09:27	10/09/20 13:51	1
beta-BHC	ND		25	3.7	ug/Kg		10/07/20 09:27	10/09/20 13:51	1
Chlordane	ND		120	2.4	ug/Kg		10/07/20 09:27	10/09/20 13:51	1
delta-BHC	ND		25	3.3	ug/Kg		10/07/20 09:27	10/09/20 13:51	1
Dieldrin	ND		25	0.25	ug/Kg		10/07/20 09:27	10/09/20 13:51	1
Endosulfan I	ND		25	0.44	ug/Kg		10/07/20 09:27	10/09/20 13:51	1
Endosulfan II	ND		25	0.31	ug/Kg		10/07/20 09:27	10/09/20 13:51	1
Endosulfan sulfate	ND		25	0.40	ug/Kg		10/07/20 09:27	10/09/20 13:51	1
Endrin	ND		25	0.33	ug/Kg		10/07/20 09:27	10/09/20 13:51	1
Endrin aldehyde	ND		25	0.73	ug/Kg		10/07/20 09:27	10/09/20 13:51	1
Endrin ketone	ND		25	0.47	ug/Kg		10/07/20 09:27	10/09/20 13:51	1
gamma-BHC	ND		25	0.62	ug/Kg		10/07/20 09:27	10/09/20 13:51	1
gamma-Chlordane	**0.29**	**J p**	25	0.26	ug/Kg		10/07/20 09:27	10/09/20 13:51	1
Heptachlor	ND		25	0.88	ug/Kg		10/07/20 09:27	10/09/20 13:51	1
Heptachlor epoxide	ND		25	0.67	ug/Kg		10/07/20 09:27	10/09/20 13:51	1
Methoxychlor	ND		25	0.81	ug/Kg		10/07/20 09:27	10/09/20 13:51	1
Toxaphene	ND		120	20	ug/Kg		10/07/20 09:27	10/09/20 13:51	1

Surrogate	*%Recovery*	*Qualifier*	*Limits*	*Prepared*	*Analyzed*	*Dil Fac*
DCB Decachlorobiphenyl (Surr)	*92*		*20 - 155*	*10/07/20 09:27*	*10/09/20 13:51*	*1*

Client Sample ID: JC-21-1.0

Date Collected: 10/02/20 10:51
Date Received: 10/02/20 17:45

Lab Sample ID: 440-272679-50

Matrix: Solid

Method: 8081A - Organochlorine Pesticides (GC) (Continued)

Surrogate	*%Recovery*	*Qualifier*	*Limits*	*Prepared*	*Analyzed*	*Dil Fac*
Tetrachloro-m-xylene	*94*		*25 - 126*	*10/07/20 09:27*	*10/09/20 13:51*	*1*

Method: 8082 - Polychlorinated Biphenyls (PCBs) by Gas Chromatography

Analyte	Result	Qualifier	RL	MDL	Unit	D	Prepared	Analyzed	Dil Fac
Aroclor-1016	ND		50	39	ug/Kg		10/07/20 09:27	10/09/20 06:29	1
Aroclor-1221	ND		50	39	ug/Kg		10/07/20 09:27	10/09/20 06:29	1
Aroclor-1232	ND		50	39	ug/Kg		10/07/20 09:27	10/09/20 06:29	1
Aroclor-1242	ND		50	39	ug/Kg		10/07/20 09:27	10/09/20 06:29	1
Aroclor-1248	ND		50	39	ug/Kg		10/07/20 09:27	10/09/20 06:29	1
Aroclor-1254	ND		50	25	ug/Kg		10/07/20 09:27	10/09/20 06:29	1
Aroclor-1260	ND		50	25	ug/Kg		10/07/20 09:27	10/09/20 06:29	1
Aroclor-1262	ND		50	25	ug/Kg		10/07/20 09:27	10/09/20 06:29	1
Aroclor-1268	ND		50	25	ug/Kg		10/07/20 09:27	10/09/20 06:29	1

Surrogate	*%Recovery*	*Qualifier*	*Limits*	*Prepared*	*Analyzed*	*Dil Fac*
DCB Decachlorobiphenyl (Surr)	*87*		*20 - 155*	*10/07/20 09:27*	*10/09/20 06:29*	*1*
Tetrachloro-m-xylene (Surr)	*87*		*25 - 126*	*10/07/20 09:27*	*10/09/20 06:29*	*1*

Method: 6010B - Metals (ICP)

Analyte	Result	Qualifier	RL	MDL	Unit	D	Prepared	Analyzed	Dil Fac
Lead	**11**		2.0	1.0	mg/Kg		10/07/20 09:45	10/08/20 14:28	5

Method: 6020 - Metals (ICP/MS)

Analyte	Result	Qualifier	RL	MDL	Unit	D	Prepared	Analyzed	Dil Fac
Arsenic	**10**		0.51	0.25	mg/Kg		10/07/20 09:45	10/08/20 10:44	20

Client Sample ID: JC-22-0.5

Date Collected: 10/02/20 12:32
Date Received: 10/02/20 17:45

Lab Sample ID: 440-272679-53

Matrix: Solid

Method: 8081A - Organochlorine Pesticides (GC)

Analyte	Result	Qualifier	RL	MDL	Unit	D	Prepared	Analyzed	Dil Fac
4,4'-DDD	ND		25	0.98	ug/Kg		10/07/20 09:27	10/09/20 14:05	1
4,4'-DDE	ND		25	0.53	ug/Kg		10/07/20 09:27	10/09/20 14:05	1
4,4'-DDT	ND		25	0.36	ug/Kg		10/07/20 09:27	10/09/20 14:05	1
Aldrin	ND		25	0.30	ug/Kg		10/07/20 09:27	10/09/20 14:05	1
alpha-BHC	ND		25	3.0	ug/Kg		10/07/20 09:27	10/09/20 14:05	1
alpha-Chlordane	ND		25	1.3	ug/Kg		10/07/20 09:27	10/09/20 14:05	1
beta-BHC	ND		25	3.6	ug/Kg		10/07/20 09:27	10/09/20 14:05	1
Chlordane	ND		120	2.4	ug/Kg		10/07/20 09:27	10/09/20 14:05	1
delta-BHC	ND		25	3.3	ug/Kg		10/07/20 09:27	10/09/20 14:05	1
Dieldrin	ND		25	0.25	ug/Kg		10/07/20 09:27	10/09/20 14:05	1
Endosulfan I	ND		25	0.43	ug/Kg		10/07/20 09:27	10/09/20 14:05	1
Endosulfan II	ND		25	0.30	ug/Kg		10/07/20 09:27	10/09/20 14:05	1
Endosulfan sulfate	ND		25	0.40	ug/Kg		10/07/20 09:27	10/09/20 14:05	1
Endrin	ND		25	0.33	ug/Kg		10/07/20 09:27	10/09/20 14:05	1
Endrin aldehyde	ND		25	0.72	ug/Kg		10/07/20 09:27	10/09/20 14:05	1
Endrin ketone	ND		25	0.47	ug/Kg		10/07/20 09:27	10/09/20 14:05	1
gamma-BHC	ND		25	0.62	ug/Kg		10/07/20 09:27	10/09/20 14:05	1
gamma-Chlordane	**0.49**	**J p**	25	0.25	ug/Kg		10/07/20 09:27	10/09/20 14:05	1

Client Sample ID: JC-22-0.5

Date Collected: 10/02/20 12:32
Date Received: 10/02/20 17:45

Lab Sample ID: 440-272679-53

Matrix: Solid

Method: 8081A - Organochlorine Pesticides (GC) (Continued)

Analyte	Result	Qualifier	RL	MDL	Unit	D	Prepared	Analyzed	Dil Fac
Heptachlor	ND		25	0.88	ug/Kg		10/07/20 09:27	10/09/20 14:05	1
Heptachlor epoxide	ND		25	0.66	ug/Kg		10/07/20 09:27	10/09/20 14:05	1
Methoxychlor	ND		25	0.80	ug/Kg		10/07/20 09:27	10/09/20 14:05	1
Toxaphene	ND		120	20	ug/Kg		10/07/20 09:27	10/09/20 14:05	1

Surrogate	*%Recovery*	*Qualifier*	*Limits*	*Prepared*	*Analyzed*	*Dil Fac*
DCB Decachlorobiphenyl (Surr)	*95*		*20 - 155*	*10/07/20 09:27*	*10/09/20 14:05*	*1*
Tetrachloro-m-xylene	*98*		*25 - 126*	*10/07/20 09:27*	*10/09/20 14:05*	*1*

Method: 8082 - Polychlorinated Biphenyls (PCBs) by Gas Chromatography

Analyte	Result	Qualifier	RL	MDL	Unit	D	Prepared	Analyzed	Dil Fac
Aroclor-1016	ND		50	39	ug/Kg		10/07/20 09:27	10/09/20 06:48	1
Aroclor-1221	ND		50	39	ug/Kg		10/07/20 09:27	10/09/20 06:48	1
Aroclor-1232	ND		50	39	ug/Kg		10/07/20 09:27	10/09/20 06:48	1
Aroclor-1242	ND		50	39	ug/Kg		10/07/20 09:27	10/09/20 06:48	1
Aroclor-1248	ND		50	39	ug/Kg		10/07/20 09:27	10/09/20 06:48	1
Aroclor-1254	ND		50	25	ug/Kg		10/07/20 09:27	10/09/20 06:48	1
Aroclor-1260	ND		50	25	ug/Kg		10/07/20 09:27	10/09/20 06:48	1
Aroclor-1262	ND		50	25	ug/Kg		10/07/20 09:27	10/09/20 06:48	1
Aroclor-1268	ND		50	25	ug/Kg		10/07/20 09:27	10/09/20 06:48	1

Surrogate	*%Recovery*	*Qualifier*	*Limits*	*Prepared*	*Analyzed*	*Dil Fac*
DCB Decachlorobiphenyl (Surr)	*87*		*20 - 155*	*10/07/20 09:27*	*10/09/20 06:48*	*1*
Tetrachloro-m-xylene (Surr)	*90*		*25 - 126*	*10/07/20 09:27*	*10/09/20 06:48*	*1*

Method: 6010B - Metals (ICP)

Analyte	Result	Qualifier	RL	MDL	Unit	D	Prepared	Analyzed	Dil Fac
Lead	3.2		2.0	1.0	mg/Kg		10/07/20 09:45	10/08/20 14:30	5

Method: 6020 - Metals (ICP/MS)

Analyte	Result	Qualifier	RL	MDL	Unit	D	Prepared	Analyzed	Dil Fac
Arsenic	1.3		0.50	0.25	mg/Kg		10/07/20 09:45	10/08/20 10:46	20

Client Sample ID: JC-22-1.0

Date Collected: 10/02/20 12:33
Date Received: 10/02/20 17:45

Lab Sample ID: 440-272679-54

Matrix: Solid

Method: 8081A - Organochlorine Pesticides (GC)

Analyte	Result	Qualifier	RL	MDL	Unit	D	Prepared	Analyzed	Dil Fac
4,4'-DDD	ND		25	0.99	ug/Kg		10/07/20 09:27	10/09/20 04:37	1
4,4'-DDE	ND		25	0.54	ug/Kg		10/07/20 09:27	10/09/20 04:37	1
4,4'-DDT	ND		25	0.36	ug/Kg		10/07/20 09:27	10/09/20 04:37	1
Aldrin	ND		25	0.30	ug/Kg		10/07/20 09:27	10/09/20 04:37	1
alpha-BHC	ND		25	3.0	ug/Kg		10/07/20 09:27	10/09/20 04:37	1
alpha-Chlordane	ND		25	1.3	ug/Kg		10/07/20 09:27	10/09/20 04:37	1
beta-BHC	ND		25	3.7	ug/Kg		10/07/20 09:27	10/09/20 04:37	1
Chlordane	ND		130	2.4	ug/Kg		10/07/20 09:27	10/09/20 04:37	1
delta-BHC	ND		25	3.3	ug/Kg		10/07/20 09:27	10/09/20 04:37	1
Dieldrin	ND		25	0.25	ug/Kg		10/07/20 09:27	10/09/20 04:37	1
Endosulfan I	ND		25	0.44	ug/Kg		10/07/20 09:27	10/09/20 04:37	1
Endosulfan II	ND		25	0.31	ug/Kg		10/07/20 09:27	10/09/20 04:37	1

Client Sample ID: JC-22-1.0

Date Collected: 10/02/20 12:33
Date Received: 10/02/20 17:45

Lab Sample ID: 440-272679-54

Matrix: Solid

Method: 8081A - Organochlorine Pesticides (GC) (Continued)

Analyte	Result	Qualifier	RL	MDL	Unit	D	Prepared	Analyzed	Dil Fac
Endosulfan sulfate	ND		25	0.41	ug/Kg		10/07/20 09:27	10/09/20 04:37	1
Endrin	ND		25	0.34	ug/Kg		10/07/20 09:27	10/09/20 04:37	1
Endrin aldehyde	ND		25	0.73	ug/Kg		10/07/20 09:27	10/09/20 04:37	1
Endrin ketone	ND		25	0.48	ug/Kg		10/07/20 09:27	10/09/20 04:37	1
gamma-BHC	ND		25	0.63	ug/Kg		10/07/20 09:27	10/09/20 04:37	1
gamma-Chlordane	**0.27**	**J p**	25	0.26	ug/Kg		10/07/20 09:27	10/09/20 04:37	1
Heptachlor	ND		25	0.89	ug/Kg		10/07/20 09:27	10/09/20 04:37	1
Heptachlor epoxide	ND		25	0.67	ug/Kg		10/07/20 09:27	10/09/20 04:37	1
Methoxychlor	ND		25	0.81	ug/Kg		10/07/20 09:27	10/09/20 04:37	1
Toxaphene	ND		130	20	ug/Kg		10/07/20 09:27	10/09/20 04:37	1

Surrogate	*%Recovery*	*Qualifier*	*Limits*	*Prepared*	*Analyzed*	*Dil Fac*
DCB Decachlorobiphenyl (Surr)	*83*		*20 - 155*	*10/07/20 09:27*	*10/09/20 04:37*	*1*
Tetrachloro-m-xylene	*77*		*25 - 126*	*10/07/20 09:27*	*10/09/20 04:37*	*1*

Method: 8082 - Polychlorinated Biphenyls (PCBs) by Gas Chromatography

Analyte	Result	Qualifier	RL	MDL	Unit	D	Prepared	Analyzed	Dil Fac
Aroclor-1016	ND		50	39	ug/Kg		10/07/20 09:27	10/09/20 07:05	1
Aroclor-1221	ND		50	39	ug/Kg		10/07/20 09:27	10/09/20 07:05	1
Aroclor-1232	ND		50	39	ug/Kg		10/07/20 09:27	10/09/20 07:05	1
Aroclor-1242	ND		50	39	ug/Kg		10/07/20 09:27	10/09/20 07:05	1
Aroclor-1248	ND		50	39	ug/Kg		10/07/20 09:27	10/09/20 07:05	1
Aroclor-1254	ND		50	26	ug/Kg		10/07/20 09:27	10/09/20 07:05	1
Aroclor-1260	ND		50	26	ug/Kg		10/07/20 09:27	10/09/20 07:05	1
Aroclor-1262	ND		50	26	ug/Kg		10/07/20 09:27	10/09/20 07:05	1
Aroclor-1268	ND		50	26	ug/Kg		10/07/20 09:27	10/09/20 07:05	1

Surrogate	*%Recovery*	*Qualifier*	*Limits*	*Prepared*	*Analyzed*	*Dil Fac*
DCB Decachlorobiphenyl (Surr)	*80*		*20 - 155*	*10/07/20 09:27*	*10/09/20 07:05*	*1*
Tetrachloro-m-xylene (Surr)	*83*		*25 - 126*	*10/07/20 09:27*	*10/09/20 07:05*	*1*

Method: 6010B - Metals (ICP)

Analyte	Result	Qualifier	RL	MDL	Unit	D	Prepared	Analyzed	Dil Fac
Lead	**3.7**		2.0	1.0	mg/Kg		10/07/20 09:45	10/08/20 14:33	5

Method: 6020 - Metals (ICP/MS)

Analyte	Result	Qualifier	RL	MDL	Unit	D	Prepared	Analyzed	Dil Fac
Arsenic	**2.5**		0.50	0.25	mg/Kg		10/07/20 09:45	10/08/20 10:53	20

Client Sample ID: JC-11-0.5

Date Collected: 10/02/20 11:00
Date Received: 10/02/20 17:45

Lab Sample ID: 440-272679-57

Matrix: Solid

Method: 8081A - Organochlorine Pesticides (GC)

Analyte	Result	Qualifier	RL	MDL	Unit	D	Prepared	Analyzed	Dil Fac
4,4'-DDD	ND		25	0.99	ug/Kg		10/07/20 09:18	10/09/20 12:11	1
4,4'-DDE	**6.6**	**J**	25	0.54	ug/Kg		10/07/20 09:18	10/09/20 12:11	1
4,4'-DDT	**0.59**	**J p**	25	0.36	ug/Kg		10/07/20 09:18	10/09/20 12:11	1
Aldrin	ND		25	0.30	ug/Kg		10/07/20 09:18	10/09/20 12:11	1
alpha-BHC	ND		25	3.0	ug/Kg		10/07/20 09:18	10/09/20 12:11	1
alpha-Chlordane	ND		25	1.3	ug/Kg		10/07/20 09:18	10/09/20 12:11	1

Client Sample ID: JC-11-0.5

Lab Sample ID: 440-272679-57

Date Collected: 10/02/20 11:00

Matrix: Solid

Date Received: 10/02/20 17:45

Method: 8081A - Organochlorine Pesticides (GC) (Continued)

Analyte	Result	Qualifier	RL	MDL	Unit	D	Prepared	Analyzed	Dil Fac
beta-BHC	ND		25	3.7	ug/Kg		10/07/20 09:18	10/09/20 12:11	1
Chlordane	**6.7**	**J**	120	2.4	ug/Kg		10/07/20 09:18	10/09/20 12:11	1
delta-BHC	ND		25	3.3	ug/Kg		10/07/20 09:18	10/09/20 12:11	1
Dieldrin	ND		25	0.25	ug/Kg		10/07/20 09:18	10/09/20 12:11	1
Endosulfan I	ND		25	0.44	ug/Kg		10/07/20 09:18	10/09/20 12:11	1
Endosulfan II	ND		25	0.31	ug/Kg		10/07/20 09:18	10/09/20 12:11	1
Endosulfan sulfate	ND		25	0.40	ug/Kg		10/07/20 09:18	10/09/20 12:11	1
Endrin	ND		25	0.33	ug/Kg		10/07/20 09:18	10/09/20 12:11	1
Endrin aldehyde	ND		25	0.73	ug/Kg		10/07/20 09:18	10/09/20 12:11	1
Endrin ketone	ND		25	0.48	ug/Kg		10/07/20 09:18	10/09/20 12:11	1
gamma-BHC	ND		25	0.62	ug/Kg		10/07/20 09:18	10/09/20 12:11	1
gamma-Chlordane	**0.61**	**J**	25	0.26	ug/Kg		10/07/20 09:18	10/09/20 12:11	1
Heptachlor	ND		25	0.88	ug/Kg		10/07/20 09:18	10/09/20 12:11	1
Heptachlor epoxide	ND		25	0.67	ug/Kg		10/07/20 09:18	10/09/20 12:11	1
Methoxychlor	ND		25	0.81	ug/Kg		10/07/20 09:18	10/09/20 12:11	1
Toxaphene	ND		120	20	ug/Kg		10/07/20 09:18	10/09/20 12:11	1

Surrogate	*%Recovery*	*Qualifier*	*Limits*	*Prepared*	*Analyzed*	*Dil Fac*
DCB Decachlorobiphenyl (Surr)	*82*		*20 - 155*	*10/07/20 09:18*	*10/09/20 12:11*	*1*
Tetrachloro-m-xylene	*81*		*25 - 126*	*10/07/20 09:18*	*10/09/20 12:11*	*1*

Method: 6010B - Metals (ICP)

Analyte	Result	Qualifier	RL	MDL	Unit	D	Prepared	Analyzed	Dil Fac
Lead	**5.4**		2.0	1.0	mg/Kg		10/07/20 09:45	10/08/20 14:35	5

Method: 6020 - Metals (ICP/MS)

Analyte	Result	Qualifier	RL	MDL	Unit	D	Prepared	Analyzed	Dil Fac
Arsenic	**10**		0.51	0.25	mg/Kg		10/07/20 09:45	10/08/20 10:55	20

Client Sample ID: JC-11-1.0

Lab Sample ID: 440-272679-58

Date Collected: 10/02/20 11:01

Matrix: Solid

Date Received: 10/02/20 17:45

Method: 8260B - Volatile Organic Compounds (GC/MS)

Analyte	Result	Qualifier	RL	MDL	Unit	D	Prepared	Analyzed	Dil Fac
1,1,1,2-Tetrachloroethane	ND		0.85	0.25	ug/Kg		10/06/20 23:32	10/07/20 14:55	1
1,1,1-Trichloroethane	ND		0.85	0.20	ug/Kg		10/06/20 23:32	10/07/20 14:55	1
1,1,2,2-Tetrachloroethane	ND		1.7	0.46	ug/Kg		10/06/20 23:32	10/07/20 14:55	1
1,1,2-Trichloroethane	ND		0.85	0.40	ug/Kg		10/06/20 23:32	10/07/20 14:55	1
1,1-Dichloroethane	ND		0.85	0.24	ug/Kg		10/06/20 23:32	10/07/20 14:55	1
1,1-Dichloroethene	ND		0.85	0.23	ug/Kg		10/06/20 23:32	10/07/20 14:55	1
1,1-Dichloropropene	ND		1.7	0.33	ug/Kg		10/06/20 23:32	10/07/20 14:55	1
1,2,3-Trichlorobenzene	ND		1.7	0.85	ug/Kg		10/06/20 23:32	10/07/20 14:55	1
1,2,3-Trichloropropane	ND		1.7	0.36	ug/Kg		10/06/20 23:32	10/07/20 14:55	1
1,2,4-Trichlorobenzene	ND		1.7	0.35	ug/Kg		10/06/20 23:32	10/07/20 14:55	1
1,2,4-Trimethylbenzene	ND		1.7	0.51	ug/Kg		10/06/20 23:32	10/07/20 14:55	1
1,2-Dibromo-3-Chloropropane	ND		8.5	5.8	ug/Kg		10/06/20 23:32	10/07/20 14:55	1
1,2-Dibromoethane	ND		0.85	0.18	ug/Kg		10/06/20 23:32	10/07/20 14:55	1
1,2-Dichlorobenzene	ND		0.85	0.21	ug/Kg		10/06/20 23:32	10/07/20 14:55	1
1,2-Dichloroethane	ND		0.85	0.24	ug/Kg		10/06/20 23:32	10/07/20 14:55	1
1,2-Dichloropropane	ND		0.85	0.24	ug/Kg		10/06/20 23:32	10/07/20 14:55	1

Client: Leighton Consulting Inc
Project/Site: Cabrillo Elementary

Job ID: 440-272679-1
SDG: Cabrillo Elementary

Client Sample ID: JC-11-1.0
Date Collected: 10/02/20 11:01
Date Received: 10/02/20 17:45

Lab Sample ID: 440-272679-58
Matrix: Solid

Method: 8260B - Volatile Organic Compounds (GC/MS) (Continued)

Analyte	Result	Qualifier	RL	MDL	Unit	D	Prepared	Analyzed	Dil Fac
1,3,5-Trimethylbenzene	ND		1.7	0.51	ug/Kg		10/06/20 23:32	10/07/20 14:55	1
1,3-Dichlorobenzene	ND		0.85	0.22	ug/Kg		10/06/20 23:32	10/07/20 14:55	1
1,3-Dichloropropane	ND		0.85	0.25	ug/Kg		10/06/20 23:32	10/07/20 14:55	1
1,4-Dichlorobenzene	ND		0.85	0.26	ug/Kg		10/06/20 23:32	10/07/20 14:55	1
2,2-Dichloropropane	ND		4.3	0.23	ug/Kg		10/06/20 23:32	10/07/20 14:55	1
2-Chlorotoluene	ND		0.85	0.22	ug/Kg		10/06/20 23:32	10/07/20 14:55	1
4-Chlorotoluene	ND		0.85	0.21	ug/Kg		10/06/20 23:32	10/07/20 14:55	1
Benzene	**0.85**		0.85	0.22	ug/Kg		10/06/20 23:32	10/07/20 14:55	1
Bromobenzene	ND		0.85	0.18	ug/Kg		10/06/20 23:32	10/07/20 14:55	1
Bromochloromethane	ND		1.7	0.38	ug/Kg		10/06/20 23:32	10/07/20 14:55	1
Bromodichloromethane	ND		0.85	0.14	ug/Kg		10/06/20 23:32	10/07/20 14:55	1
Bromoform	ND		4.3	1.1	ug/Kg		10/06/20 23:32	10/07/20 14:55	1
Bromomethane	ND		17	5.6	ug/Kg		10/06/20 23:32	10/07/20 14:55	1
Carbon tetrachloride	ND		0.85	0.26	ug/Kg		10/06/20 23:32	10/07/20 14:55	1
Chlorobenzene	ND		0.85	0.23	ug/Kg		10/06/20 23:32	10/07/20 14:55	1
Chloroethane	ND		1.7	1.3	ug/Kg		10/06/20 23:32	10/07/20 14:55	1
Chloroform	ND		0.85	0.50	ug/Kg		10/06/20 23:32	10/07/20 14:55	1
Chloromethane	ND		17	1.3	ug/Kg		10/06/20 23:32	10/07/20 14:55	1
cis-1,2-Dichloroethene	ND		0.85	0.29	ug/Kg		10/06/20 23:32	10/07/20 14:55	1
cis-1,3-Dichloropropene	ND		0.85	0.30	ug/Kg		10/06/20 23:32	10/07/20 14:55	1
Dibromochloromethane	ND		1.7	0.23	ug/Kg		10/06/20 23:32	10/07/20 14:55	1
Dibromomethane	ND		0.85	0.26	ug/Kg		10/06/20 23:32	10/07/20 14:55	1
Dichlorodifluoromethane	ND		1.7	0.39	ug/Kg		10/06/20 23:32	10/07/20 14:55	1
Di-isopropyl ether (DIPE)	ND		0.85	0.43	ug/Kg		10/06/20 23:32	10/07/20 14:55	1
Ethanol	ND		210	56	ug/Kg		10/06/20 23:32	10/07/20 14:55	1
Ethylbenzene	ND		0.85	0.18	ug/Kg		10/06/20 23:32	10/07/20 14:55	1
Ethyl-t-butyl ether (ETBE)	ND		0.85	0.20	ug/Kg		10/06/20 23:32	10/07/20 14:55	1
Hexachloro-1,3-butadiene	ND		4.3	1.4	ug/Kg		10/06/20 23:32	10/07/20 14:55	1
Isopropylbenzene	ND		0.85	0.51	ug/Kg		10/06/20 23:32	10/07/20 14:55	1
m,p-Xylene	ND		1.7	0.40	ug/Kg		10/06/20 23:32	10/07/20 14:55	1
Methylene Chloride	ND		8.5	2.7	ug/Kg		10/06/20 23:32	10/07/20 14:55	1
Methyl-t-Butyl Ether (MTBE)	ND		1.7	0.16	ug/Kg		10/06/20 23:32	10/07/20 14:55	1
Naphthalene	ND		8.5	4.4	ug/Kg		10/06/20 23:32	10/07/20 14:55	1
n-Butylbenzene	ND		0.85	0.18	ug/Kg		10/06/20 23:32	10/07/20 14:55	1
N-Propylbenzene	ND		1.7	0.51	ug/Kg		10/06/20 23:32	10/07/20 14:55	1
o-Xylene	ND		0.85	0.51	ug/Kg		10/06/20 23:32	10/07/20 14:55	1
p-Isopropyltoluene	ND		0.85	0.60	ug/Kg		10/06/20 23:32	10/07/20 14:55	1
sec-Butylbenzene	ND		0.85	0.51	ug/Kg		10/06/20 23:32	10/07/20 14:55	1
Styrene	ND		0.85	0.60	ug/Kg		10/06/20 23:32	10/07/20 14:55	1
Tert-amyl-methyl ether (TAME)	ND		0.85	0.17	ug/Kg		10/06/20 23:32	10/07/20 14:55	1
tert-Butyl alcohol (TBA)	ND		17	6.0	ug/Kg		10/06/20 23:32	10/07/20 14:55	1
tert-Butylbenzene	ND		0.85	0.22	ug/Kg		10/06/20 23:32	10/07/20 14:55	1
Tetrachloroethene	ND		0.85	0.19	ug/Kg		10/06/20 23:32	10/07/20 14:55	1
Toluene	ND		0.85	0.51	ug/Kg		10/06/20 23:32	10/07/20 14:55	1
trans-1,2-Dichloroethene	ND		0.85	0.26	ug/Kg		10/06/20 23:32	10/07/20 14:55	1
trans-1,3-Dichloropropene	ND		1.7	0.24	ug/Kg		10/06/20 23:32	10/07/20 14:55	1
Trichloroethene	ND		1.7	0.33	ug/Kg		10/06/20 23:32	10/07/20 14:55	1
Trichlorofluoromethane	ND		8.5	0.23	ug/Kg		10/06/20 23:32	10/07/20 14:55	1
Vinyl chloride	ND		0.85	0.32	ug/Kg		10/06/20 23:32	10/07/20 14:55	1

Client Sample ID: JC-11-1.0

Date Collected: 10/02/20 11:01
Date Received: 10/02/20 17:45

Lab Sample ID: 440-272679-58

Matrix: Solid

Method: 8260B - Volatile Organic Compounds (GC/MS) (Continued)

Analyte	Result	Qualifier	RL	MDL	Unit	D	Prepared	Analyzed	Dil Fac
Xylenes, Total	ND		2.6	0.60	ug/Kg		10/06/20 23:32	10/07/20 14:55	1

Surrogate	*%Recovery*	*Qualifier*	*Limits*	*Prepared*	*Analyzed*	*Dil Fac*
1,2-Dichloroethane-d4 (Surr)	*121*		*71 - 155*	*10/06/20 23:32*	*10/07/20 14:55*	*1*
4-Bromofluorobenzene (Surr)	*89*		*80 - 120*	*10/06/20 23:32*	*10/07/20 14:55*	*1*
Dibromofluoromethane (Surr)	*116*		*79 - 133*	*10/06/20 23:32*	*10/07/20 14:55*	*1*
Toluene-d8 (Surr)	*100*		*80 - 120*	*10/06/20 23:32*	*10/07/20 14:55*	*1*

Method: 8015B - Gasoline Range Organics - (GC)

Analyte	Result	Qualifier	RL	MDL	Unit	D	Prepared	Analyzed	Dil Fac
Gasoline Range Organics (C4-C12)	ND		0.080	0.044	mg/Kg		10/06/20 23:32	10/07/20 15:15	1

Surrogate	*%Recovery*	*Qualifier*	*Limits*	*Prepared*	*Analyzed*	*Dil Fac*
4-Bromofluorobenzene (Surr)	*83*		*42 - 126*	*10/06/20 23:32*	*10/07/20 15:15*	*1*

Method: 8015B - Diesel Range Organics(DRO)/Oil Range Organics (ORO)

Analyte	Result	Qualifier	RL	MDL	Unit	D	Prepared	Analyzed	Dil Fac
C13-C22	ND		4.8	3.7	mg/Kg		10/07/20 14:26	10/08/20 08:33	1
C23-C40	ND		4.8	3.7	mg/Kg		10/07/20 14:26	10/08/20 08:33	1

Surrogate	*%Recovery*	*Qualifier*	*Limits*	*Prepared*	*Analyzed*	*Dil Fac*
n-Octacosane (Surr)	*72*		*61 - 145*	*10/07/20 14:26*	*10/08/20 08:33*	*1*

Method: 8081A - Organochlorine Pesticides (GC)

Analyte	Result	Qualifier	RL	MDL	Unit	D	Prepared	Analyzed	Dil Fac
4,4'-DDD	ND		25	0.99	ug/Kg		10/07/20 09:18	10/09/20 08:38	1
4,4'-DDE	ND		25	0.54	ug/Kg		10/07/20 09:18	10/09/20 08:38	1
4,4'-DDT	ND		25	0.36	ug/Kg		10/07/20 09:18	10/09/20 08:38	1
Aldrin	ND		25	0.30	ug/Kg		10/07/20 09:18	10/09/20 08:38	1
alpha-BHC	ND		25	3.0	ug/Kg		10/07/20 09:18	10/09/20 08:38	1
alpha-Chlordane	ND		25	1.3	ug/Kg		10/07/20 09:18	10/09/20 08:38	1
beta-BHC	ND		25	3.7	ug/Kg		10/07/20 09:18	10/09/20 08:38	1
Chlordane	ND		120	2.4	ug/Kg		10/07/20 09:18	10/09/20 08:38	1
delta-BHC	ND		25	3.3	ug/Kg		10/07/20 09:18	10/09/20 08:38	1
Dieldrin	ND		25	0.25	ug/Kg		10/07/20 09:18	10/09/20 08:38	1
Endosulfan I	ND		25	0.44	ug/Kg		10/07/20 09:18	10/09/20 08:38	1
Endosulfan II	ND		25	0.31	ug/Kg		10/07/20 09:18	10/09/20 08:38	1
Endosulfan sulfate	ND		25	0.40	ug/Kg		10/07/20 09:18	10/09/20 08:38	1
Endrin	ND		25	0.33	ug/Kg		10/07/20 09:18	10/09/20 08:38	1
Endrin aldehyde	ND		25	0.73	ug/Kg		10/07/20 09:18	10/09/20 08:38	1
Endrin ketone	ND		25	0.48	ug/Kg		10/07/20 09:18	10/09/20 08:38	1
gamma-BHC	ND		25	0.62	ug/Kg		10/07/20 09:18	10/09/20 08:38	1
gamma-Chlordane	**0.65**	**J**	25	0.26	ug/Kg		10/07/20 09:18	10/09/20 08:38	1
Heptachlor	ND		25	0.89	ug/Kg		10/07/20 09:18	10/09/20 08:38	1
Heptachlor epoxide	ND		25	0.67	ug/Kg		10/07/20 09:18	10/09/20 08:38	1
Methoxychlor	ND		25	0.81	ug/Kg		10/07/20 09:18	10/09/20 08:38	1
Toxaphene	ND		120	20	ug/Kg		10/07/20 09:18	10/09/20 08:38	1

Surrogate	*%Recovery*	*Qualifier*	*Limits*	*Prepared*	*Analyzed*	*Dil Fac*
DCB Decachlorobiphenyl (Surr)	*82*		*20 - 155*	*10/07/20 09:18*	*10/09/20 08:38*	*1*
Tetrachloro-m-xylene	*78*		*25 - 126*	*10/07/20 09:18*	*10/09/20 08:38*	*1*

Client Sample ID: JC-11-1.0

Lab Sample ID: 440-272679-58

Date Collected: 10/02/20 11:01
Matrix: Solid
Date Received: 10/02/20 17:45

Method: 6010B - Metals (ICP)

Analyte	Result	Qualifier	RL	MDL	Unit	D	Prepared	Analyzed	Dil Fac
Lead	**4.9**		2.0	1.0	mg/Kg		10/07/20 09:45	10/08/20 14:43	5

Method: 6020 - Metals (ICP/MS)

Analyte	Result	Qualifier	RL	MDL	Unit	D	Prepared	Analyzed	Dil Fac
Arsenic	**3.4**		0.50	0.25	mg/Kg		10/07/20 09:45	10/08/20 10:58	20

Client Sample ID: JC-11-3.0

Lab Sample ID: 440-272679-59

Date Collected: 10/02/20 11:02
Matrix: Solid
Date Received: 10/02/20 17:45

Method: 8260B - Volatile Organic Compounds (GC/MS)

Analyte	Result	Qualifier	RL	MDL	Unit	D	Prepared	Analyzed	Dil Fac
1,1,1,2-Tetrachloroethane	ND		1.1	0.31	ug/Kg		10/06/20 23:32	10/07/20 15:22	1
1,1,1-Trichloroethane	ND		1.1	0.25	ug/Kg		10/06/20 23:32	10/07/20 15:22	1
1,1,2,2-Tetrachloroethane	ND		2.1	0.58	ug/Kg		10/06/20 23:32	10/07/20 15:22	1
1,1,2-Trichloroethane	ND		1.1	0.49	ug/Kg		10/06/20 23:32	10/07/20 15:22	1
1,1-Dichloroethane	ND		1.1	0.30	ug/Kg		10/06/20 23:32	10/07/20 15:22	1
1,1-Dichloroethene	ND		1.1	0.28	ug/Kg		10/06/20 23:32	10/07/20 15:22	1
1,1-Dichloropropene	ND		2.1	0.41	ug/Kg		10/06/20 23:32	10/07/20 15:22	1
1,2,3-Trichlorobenzene	ND		2.1	1.1	ug/Kg		10/06/20 23:32	10/07/20 15:22	1
1,2,3-Trichloropropane	ND		2.1	0.44	ug/Kg		10/06/20 23:32	10/07/20 15:22	1
1,2,4-Trichlorobenzene	ND		2.1	0.43	ug/Kg		10/06/20 23:32	10/07/20 15:22	1
1,2,4-Trimethylbenzene	ND		2.1	0.64	ug/Kg		10/06/20 23:32	10/07/20 15:22	1
1,2-Dibromo-3-Chloropropane	ND		11	7.2	ug/Kg		10/06/20 23:32	10/07/20 15:22	1
1,2-Dibromoethane	ND		1.1	0.22	ug/Kg		10/06/20 23:32	10/07/20 15:22	1
1,2-Dichlorobenzene	ND		1.1	0.27	ug/Kg		10/06/20 23:32	10/07/20 15:22	1
1,2-Dichloroethane	ND		1.1	0.29	ug/Kg		10/06/20 23:32	10/07/20 15:22	1
1,2-Dichloropropane	ND		1.1	0.29	ug/Kg		10/06/20 23:32	10/07/20 15:22	1
1,3,5-Trimethylbenzene	ND		2.1	0.64	ug/Kg		10/06/20 23:32	10/07/20 15:22	1
1,3-Dichlorobenzene	ND		1.1	0.27	ug/Kg		10/06/20 23:32	10/07/20 15:22	1
1,3-Dichloropropane	ND		1.1	0.31	ug/Kg		10/06/20 23:32	10/07/20 15:22	1
1,4-Dichlorobenzene	ND		1.1	0.32	ug/Kg		10/06/20 23:32	10/07/20 15:22	1
2,2-Dichloropropane	ND		5.3	0.29	ug/Kg		10/06/20 23:32	10/07/20 15:22	1
2-Chlorotoluene	ND		1.1	0.27	ug/Kg		10/06/20 23:32	10/07/20 15:22	1
4-Chlorotoluene	ND		1.1	0.26	ug/Kg		10/06/20 23:32	10/07/20 15:22	1
Benzene	**0.61**	**J**	1.1	0.27	ug/Kg		10/06/20 23:32	10/07/20 15:22	1
Bromobenzene	ND		1.1	0.22	ug/Kg		10/06/20 23:32	10/07/20 15:22	1
Bromochloromethane	ND		2.1	0.47	ug/Kg		10/06/20 23:32	10/07/20 15:22	1
Bromodichloromethane	ND		1.1	0.17	ug/Kg		10/06/20 23:32	10/07/20 15:22	1
Bromoform	ND		5.3	1.4	ug/Kg		10/06/20 23:32	10/07/20 15:22	1
Bromomethane	ND		21	7.0	ug/Kg		10/06/20 23:32	10/07/20 15:22	1
Carbon tetrachloride	ND		1.1	0.32	ug/Kg		10/06/20 23:32	10/07/20 15:22	1
Chlorobenzene	ND		1.1	0.28	ug/Kg		10/06/20 23:32	10/07/20 15:22	1
Chloroethane	ND		2.1	1.6	ug/Kg		10/06/20 23:32	10/07/20 15:22	1
Chloroform	ND		1.1	0.62	ug/Kg		10/06/20 23:32	10/07/20 15:22	1
Chloromethane	ND		21	1.6	ug/Kg		10/06/20 23:32	10/07/20 15:22	1
cis-1,2-Dichloroethene	ND		1.1	0.36	ug/Kg		10/06/20 23:32	10/07/20 15:22	1
cis-1,3-Dichloropropene	ND		1.1	0.37	ug/Kg		10/06/20 23:32	10/07/20 15:22	1
Dibromochloromethane	ND		2.1	0.29	ug/Kg		10/06/20 23:32	10/07/20 15:22	1
Dibromomethane	ND		1.1	0.32	ug/Kg		10/06/20 23:32	10/07/20 15:22	1

Client Sample ID: JC-11-3.0

Date Collected: 10/02/20 11:02
Date Received: 10/02/20 17:45

Lab Sample ID: 440-272679-59

Matrix: Solid

Method: 8260B - Volatile Organic Compounds (GC/MS) (Continued)

Analyte	Result	Qualifier	RL	MDL	Unit	D	Prepared	Analyzed	Dil Fac
Dichlorodifluoromethane	ND		2.1	0.48	ug/Kg		10/06/20 23:32	10/07/20 15:22	1
Di-isopropyl ether (DIPE)	ND		1.1	0.53	ug/Kg		10/06/20 23:32	10/07/20 15:22	1
Ethanol	ND		260	70	ug/Kg		10/06/20 23:32	10/07/20 15:22	1
Ethylbenzene	ND		1.1	0.22	ug/Kg		10/06/20 23:32	10/07/20 15:22	1
Ethyl-t-butyl ether (ETBE)	ND		1.1	0.25	ug/Kg		10/06/20 23:32	10/07/20 15:22	1
Hexachloro-1,3-butadiene	ND		5.3	1.8	ug/Kg		10/06/20 23:32	10/07/20 15:22	1
Isopropylbenzene	ND		1.1	0.64	ug/Kg		10/06/20 23:32	10/07/20 15:22	1
m,p-Xylene	ND		2.1	0.50	ug/Kg		10/06/20 23:32	10/07/20 15:22	1
Methylene Chloride	ND		11	3.3	ug/Kg		10/06/20 23:32	10/07/20 15:22	1
Methyl-t-Butyl Ether (MTBE)	ND		2.1	0.20	ug/Kg		10/06/20 23:32	10/07/20 15:22	1
Naphthalene	ND		11	5.5	ug/Kg		10/06/20 23:32	10/07/20 15:22	1
n-Butylbenzene	ND		1.1	0.22	ug/Kg		10/06/20 23:32	10/07/20 15:22	1
N-Propylbenzene	ND		2.1	0.64	ug/Kg		10/06/20 23:32	10/07/20 15:22	1
o-Xylene	ND		1.1	0.64	ug/Kg		10/06/20 23:32	10/07/20 15:22	1
p-Isopropyltoluene	ND		1.1	0.74	ug/Kg		10/06/20 23:32	10/07/20 15:22	1
sec-Butylbenzene	ND		1.1	0.64	ug/Kg		10/06/20 23:32	10/07/20 15:22	1
Styrene	ND		1.1	0.74	ug/Kg		10/06/20 23:32	10/07/20 15:22	1
Tert-amyl-methyl ether (TAME)	ND		1.1	0.21	ug/Kg		10/06/20 23:32	10/07/20 15:22	1
tert-Butyl alcohol (TBA)	ND		21	7.4	ug/Kg		10/06/20 23:32	10/07/20 15:22	1
tert-Butylbenzene	ND		1.1	0.27	ug/Kg		10/06/20 23:32	10/07/20 15:22	1
Tetrachloroethene	ND		1.1	0.24	ug/Kg		10/06/20 23:32	10/07/20 15:22	1
Toluene	ND		1.1	0.64	ug/Kg		10/06/20 23:32	10/07/20 15:22	1
trans-1,2-Dichloroethene	ND		1.1	0.32	ug/Kg		10/06/20 23:32	10/07/20 15:22	1
trans-1,3-Dichloropropene	ND		2.1	0.30	ug/Kg		10/06/20 23:32	10/07/20 15:22	1
Trichloroethene	ND		2.1	0.41	ug/Kg		10/06/20 23:32	10/07/20 15:22	1
Trichlorofluoromethane	ND		11	0.29	ug/Kg		10/06/20 23:32	10/07/20 15:22	1
Vinyl chloride	ND		1.1	0.40	ug/Kg		10/06/20 23:32	10/07/20 15:22	1
Xylenes, Total	ND		3.2	0.75	ug/Kg		10/06/20 23:32	10/07/20 15:22	1

Surrogate	*%Recovery*	*Qualifier*	*Limits*	*Prepared*	*Analyzed*	*Dil Fac*
1,2-Dichloroethane-d4 (Surr)	*120*		*71 - 155*	*10/06/20 23:32*	*10/07/20 15:22*	*1*
4-Bromofluorobenzene (Surr)	*94*		*80 - 120*	*10/06/20 23:32*	*10/07/20 15:22*	*1*
Dibromofluoromethane (Surr)	*116*		*79 - 133*	*10/06/20 23:32*	*10/07/20 15:22*	*1*
Toluene-d8 (Surr)	*100*		*80 - 120*	*10/06/20 23:32*	*10/07/20 15:22*	*1*

Method: 8015B - Gasoline Range Organics - (GC)

Analyte	Result	Qualifier	RL	MDL	Unit	D	Prepared	Analyzed	Dil Fac
Gasoline Range Organics (C4-C12)	ND		0.091	0.051	mg/Kg		10/06/20 23:32	10/07/20 15:39	1

Surrogate	*%Recovery*	*Qualifier*	*Limits*	*Prepared*	*Analyzed*	*Dil Fac*
4-Bromofluorobenzene (Surr)	*100*		*42 - 126*	*10/06/20 23:32*	*10/07/20 15:39*	*1*

Method: 8015B - Diesel Range Organics(DRO)/Oil Range Organics (ORO)

Analyte	Result	Qualifier	RL	MDL	Unit	D	Prepared	Analyzed	Dil Fac
C13-C22	ND		4.9	3.8	mg/Kg		10/07/20 14:26	10/08/20 08:54	1
C23-C40	ND		4.9	3.8	mg/Kg		10/07/20 14:26	10/08/20 08:54	1

Surrogate	*%Recovery*	*Qualifier*	*Limits*	*Prepared*	*Analyzed*	*Dil Fac*
n-Octacosane (Surr)	*71*		*61 - 145*	*10/07/20 14:26*	*10/08/20 08:54*	*1*

Client Sample ID: JC-24-0.5

Date Collected: 10/02/20 12:20
Date Received: 10/02/20 17:45

Lab Sample ID: 440-272679-61
Matrix: Solid

Method: 8081A - Organochlorine Pesticides (GC)

Analyte	Result	Qualifier	RL	MDL	Unit	D	Prepared	Analyzed	Dil Fac
4,4'-DDD	ND		25	0.99	ug/Kg		10/07/20 09:27	10/09/20 13:11	1
4,4'-DDE	**0.88**	**J p**	25	0.54	ug/Kg		10/07/20 09:27	10/09/20 13:11	1
4,4'-DDT	**8.6**	**J**	25	0.36	ug/Kg		10/07/20 09:27	10/09/20 13:11	1
Aldrin	ND		25	0.30	ug/Kg		10/07/20 09:27	10/09/20 13:11	1
alpha-BHC	ND		25	3.0	ug/Kg		10/07/20 09:27	10/09/20 13:11	1
alpha-Chlordane	ND		25	1.3	ug/Kg		10/07/20 09:27	10/09/20 13:11	1
beta-BHC	ND		25	3.7	ug/Kg		10/07/20 09:27	10/09/20 13:11	1
Chlordane	ND		130	2.4	ug/Kg		10/07/20 09:27	10/09/20 13:11	1
delta-BHC	ND		25	3.3	ug/Kg		10/07/20 09:27	10/09/20 13:11	1
Dieldrin	ND		25	0.25	ug/Kg		10/07/20 09:27	10/09/20 13:11	1
Endosulfan I	ND		25	0.44	ug/Kg		10/07/20 09:27	10/09/20 13:11	1
Endosulfan II	ND		25	0.31	ug/Kg		10/07/20 09:27	10/09/20 13:11	1
Endosulfan sulfate	ND		25	0.41	ug/Kg		10/07/20 09:27	10/09/20 13:11	1
Endrin	ND		25	0.34	ug/Kg		10/07/20 09:27	10/09/20 13:11	1
Endrin aldehyde	ND		25	0.73	ug/Kg		10/07/20 09:27	10/09/20 13:11	1
Endrin ketone	ND		25	0.48	ug/Kg		10/07/20 09:27	10/09/20 13:11	1
gamma-BHC	ND		25	0.63	ug/Kg		10/07/20 09:27	10/09/20 13:11	1
gamma-Chlordane	ND		25	0.26	ug/Kg		10/07/20 09:27	10/09/20 13:11	1
Heptachlor	ND		25	0.89	ug/Kg		10/07/20 09:27	10/09/20 13:11	1
Heptachlor epoxide	ND		25	0.67	ug/Kg		10/07/20 09:27	10/09/20 13:11	1
Methoxychlor	ND		25	0.81	ug/Kg		10/07/20 09:27	10/09/20 13:11	1
Toxaphene	ND		130	20	ug/Kg		10/07/20 09:27	10/09/20 13:11	1

Surrogate	*%Recovery*	*Qualifier*	*Limits*	*Prepared*	*Analyzed*	*Dil Fac*
DCB Decachlorobiphenyl (Surr)	*89*		*20 - 155*	*10/07/20 09:27*	*10/09/20 13:11*	*1*
Tetrachloro-m-xylene	*89*		*25 - 126*	*10/07/20 09:27*	*10/09/20 13:11*	*1*

Method: 6010B - Metals (ICP)

Analyte	Result	Qualifier	RL	MDL	Unit	D	Prepared	Analyzed	Dil Fac
Lead	**84**		2.0	1.0	mg/Kg		10/07/20 09:45	10/08/20 14:45	5

Method: 6020 - Metals (ICP/MS)

Analyte	Result	Qualifier	RL	MDL	Unit	D	Prepared	Analyzed	Dil Fac
Arsenic	**4.7**		0.51	0.25	mg/Kg		10/07/20 09:45	10/08/20 11:00	20

Client Sample ID: JC-24-1.0

Date Collected: 10/02/20 12:21
Date Received: 10/02/20 17:45

Lab Sample ID: 440-272679-62
Matrix: Solid

Method: 6010B - Metals (ICP)

Analyte	Result	Qualifier	RL	MDL	Unit	D	Prepared	Analyzed	Dil Fac
Lead	**7.1**		2.0	1.0	mg/Kg		10/07/20 09:45	10/08/20 14:48	5

Method: 6020 - Metals (ICP/MS)

Analyte	Result	Qualifier	RL	MDL	Unit	D	Prepared	Analyzed	Dil Fac
Arsenic	**2.5**		0.50	0.25	mg/Kg		10/07/20 09:45	10/08/20 11:03	20

Client Sample ID: JC-25-0.5

Date Collected: 10/02/20 11:44
Date Received: 10/02/20 17:45

Lab Sample ID: 440-272679-65

Matrix: Solid

Method: 8082 - Polychlorinated Biphenyls (PCBs) by Gas Chromatography

Analyte	Result	Qualifier	RL	MDL	Unit	D	Prepared	Analyzed	Dil Fac
Aroclor-1016	ND		50	39	ug/Kg		10/07/20 09:36	10/09/20 12:47	1
Aroclor-1221	ND		50	39	ug/Kg		10/07/20 09:36	10/09/20 12:47	1
Aroclor-1232	ND		50	39	ug/Kg		10/07/20 09:36	10/09/20 12:47	1
Aroclor-1242	ND		50	39	ug/Kg		10/07/20 09:36	10/09/20 12:47	1
Aroclor-1248	ND		50	39	ug/Kg		10/07/20 09:36	10/09/20 12:47	1
Aroclor-1254	ND		50	25	ug/Kg		10/07/20 09:36	10/09/20 12:47	1
Aroclor-1260	ND		50	25	ug/Kg		10/07/20 09:36	10/09/20 12:47	1
Aroclor-1262	ND		50	25	ug/Kg		10/07/20 09:36	10/09/20 12:47	1
Aroclor-1268	ND		50	25	ug/Kg		10/07/20 09:36	10/09/20 12:47	1

Surrogate	*%Recovery*	*Qualifier*	*Limits*	*Prepared*	*Analyzed*	*Dil Fac*
DCB Decachlorobiphenyl (Surr)	*67*		*20 - 155*	*10/07/20 09:36*	*10/09/20 12:47*	*1*
Tetrachloro-m-xylene (Surr)	*78*		*25 - 126*	*10/07/20 09:36*	*10/09/20 12:47*	*1*

Client Sample ID: JC-25-1.0

Date Collected: 10/02/20 11:45
Date Received: 10/02/20 17:45

Lab Sample ID: 440-272679-66

Matrix: Solid

Method: 8260B - Volatile Organic Compounds (GC/MS)

Analyte	Result	Qualifier	RL	MDL	Unit	D	Prepared	Analyzed	Dil Fac
1,1,1,2-Tetrachloroethane	ND		0.98	0.29	ug/Kg		10/06/20 23:32	10/07/20 15:48	1
1,1,1-Trichloroethane	ND		0.98	0.23	ug/Kg		10/06/20 23:32	10/07/20 15:48	1
1,1,2,2-Tetrachloroethane	ND		2.0	0.53	ug/Kg		10/06/20 23:32	10/07/20 15:48	1
1,1,2-Trichloroethane	ND		0.98	0.46	ug/Kg		10/06/20 23:32	10/07/20 15:48	1
1,1-Dichloroethane	ND		0.98	0.27	ug/Kg		10/06/20 23:32	10/07/20 15:48	1
1,1-Dichloroethene	ND		0.98	0.26	ug/Kg		10/06/20 23:32	10/07/20 15:48	1
1,1-Dichloropropene	ND		2.0	0.38	ug/Kg		10/06/20 23:32	10/07/20 15:48	1
1,2,3-Trichlorobenzene	ND		2.0	0.98	ug/Kg		10/06/20 23:32	10/07/20 15:48	1
1,2,3-Trichloropropane	ND		2.0	0.41	ug/Kg		10/06/20 23:32	10/07/20 15:48	1
1,2,4-Trichlorobenzene	ND		2.0	0.40	ug/Kg		10/06/20 23:32	10/07/20 15:48	1
1,2,4-Trimethylbenzene	ND		2.0	0.59	ug/Kg		10/06/20 23:32	10/07/20 15:48	1
1,2-Dibromo-3-Chloropropane	ND		9.8	6.6	ug/Kg		10/06/20 23:32	10/07/20 15:48	1
1,2-Dibromoethane	ND		0.98	0.20	ug/Kg		10/06/20 23:32	10/07/20 15:48	1
1,2-Dichlorobenzene	ND		0.98	0.25	ug/Kg		10/06/20 23:32	10/07/20 15:48	1
1,2-Dichloroethane	ND		0.98	0.27	ug/Kg		10/06/20 23:32	10/07/20 15:48	1
1,2-Dichloropropane	ND		0.98	0.27	ug/Kg		10/06/20 23:32	10/07/20 15:48	1
1,3,5-Trimethylbenzene	ND		2.0	0.59	ug/Kg		10/06/20 23:32	10/07/20 15:48	1
1,3-Dichlorobenzene	ND		0.98	0.25	ug/Kg		10/06/20 23:32	10/07/20 15:48	1
1,3-Dichloropropane	ND		0.98	0.29	ug/Kg		10/06/20 23:32	10/07/20 15:48	1
1,4-Dichlorobenzene	ND		0.98	0.30	ug/Kg		10/06/20 23:32	10/07/20 15:48	1
2,2-Dichloropropane	ND		4.9	0.27	ug/Kg		10/06/20 23:32	10/07/20 15:48	1
2-Chlorotoluene	ND		0.98	0.25	ug/Kg		10/06/20 23:32	10/07/20 15:48	1
4-Chlorotoluene	ND		0.98	0.24	ug/Kg		10/06/20 23:32	10/07/20 15:48	1
Benzene	**0.31**	**J**	0.98	0.25	ug/Kg		10/06/20 23:32	10/07/20 15:48	1
Bromobenzene	ND		0.98	0.20	ug/Kg		10/06/20 23:32	10/07/20 15:48	1
Bromochloromethane	ND		2.0	0.44	ug/Kg		10/06/20 23:32	10/07/20 15:48	1
Bromodichloromethane	ND		0.98	0.16	ug/Kg		10/06/20 23:32	10/07/20 15:48	1
Bromoform	ND		4.9	1.3	ug/Kg		10/06/20 23:32	10/07/20 15:48	1
Bromomethane	ND		20	6.5	ug/Kg		10/06/20 23:32	10/07/20 15:48	1
Carbon tetrachloride	ND		0.98	0.29	ug/Kg		10/06/20 23:32	10/07/20 15:48	1

Client Sample ID: JC-25-1.0

Date Collected: 10/02/20 11:45
Date Received: 10/02/20 17:45

Lab Sample ID: 440-272679-66

Matrix: Solid

Method: 8260B - Volatile Organic Compounds (GC/MS) (Continued)

Analyte	Result	Qualifier	RL	MDL	Unit	D	Prepared	Analyzed	Dil Fac
Chlorobenzene	ND		0.98	0.26	ug/Kg		10/06/20 23:32	10/07/20 15:48	1
Chloroethane	ND		2.0	1.5	ug/Kg		10/06/20 23:32	10/07/20 15:48	1
Chloroform	ND		0.98	0.58	ug/Kg		10/06/20 23:32	10/07/20 15:48	1
Chloromethane	ND		20	1.5	ug/Kg		10/06/20 23:32	10/07/20 15:48	1
cis-1,2-Dichloroethene	ND		0.98	0.33	ug/Kg		10/06/20 23:32	10/07/20 15:48	1
cis-1,3-Dichloropropene	ND		0.98	0.34	ug/Kg		10/06/20 23:32	10/07/20 15:48	1
Dibromochloromethane	ND		2.0	0.27	ug/Kg		10/06/20 23:32	10/07/20 15:48	1
Dibromomethane	ND		0.98	0.30	ug/Kg		10/06/20 23:32	10/07/20 15:48	1
Dichlorodifluoromethane	ND		2.0	0.45	ug/Kg		10/06/20 23:32	10/07/20 15:48	1
Di-isopropyl ether (DIPE)	ND		0.98	0.49	ug/Kg		10/06/20 23:32	10/07/20 15:48	1
Ethanol	ND		250	65	ug/Kg		10/06/20 23:32	10/07/20 15:48	1
Ethylbenzene	ND		0.98	0.20	ug/Kg		10/06/20 23:32	10/07/20 15:48	1
Ethyl-t-butyl ether (ETBE)	ND		0.98	0.23	ug/Kg		10/06/20 23:32	10/07/20 15:48	1
Hexachloro-1,3-butadiene	ND		4.9	1.6	ug/Kg		10/06/20 23:32	10/07/20 15:48	1
Isopropylbenzene	ND		0.98	0.59	ug/Kg		10/06/20 23:32	10/07/20 15:48	1
m,p-Xylene	ND		2.0	0.46	ug/Kg		10/06/20 23:32	10/07/20 15:48	1
Methylene Chloride	ND		9.8	3.1	ug/Kg		10/06/20 23:32	10/07/20 15:48	1
Methyl-t-Butyl Ether (MTBE)	ND		2.0	0.18	ug/Kg		10/06/20 23:32	10/07/20 15:48	1
Naphthalene	ND		9.8	5.1	ug/Kg		10/06/20 23:32	10/07/20 15:48	1
n-Butylbenzene	ND		0.98	0.21	ug/Kg		10/06/20 23:32	10/07/20 15:48	1
N-Propylbenzene	ND		2.0	0.59	ug/Kg		10/06/20 23:32	10/07/20 15:48	1
o-Xylene	ND		0.98	0.59	ug/Kg		10/06/20 23:32	10/07/20 15:48	1
p-Isopropyltoluene	**0.72**	**J**	0.98	0.69	ug/Kg		10/06/20 23:32	10/07/20 15:48	1
sec-Butylbenzene	ND		0.98	0.59	ug/Kg		10/06/20 23:32	10/07/20 15:48	1
Styrene	ND		0.98	0.69	ug/Kg		10/06/20 23:32	10/07/20 15:48	1
Tert-amyl-methyl ether (TAME)	ND		0.98	0.19	ug/Kg		10/06/20 23:32	10/07/20 15:48	1
tert-Butyl alcohol (TBA)	ND		20	6.9	ug/Kg		10/06/20 23:32	10/07/20 15:48	1
tert-Butylbenzene	ND		0.98	0.25	ug/Kg		10/06/20 23:32	10/07/20 15:48	1
Tetrachloroethene	ND		0.98	0.22	ug/Kg		10/06/20 23:32	10/07/20 15:48	1
Toluene	**1.4**		0.98	0.59	ug/Kg		10/06/20 23:32	10/07/20 15:48	1
trans-1,2-Dichloroethene	ND		0.98	0.30	ug/Kg		10/06/20 23:32	10/07/20 15:48	1
trans-1,3-Dichloropropene	ND		2.0	0.27	ug/Kg		10/06/20 23:32	10/07/20 15:48	1
Trichloroethene	ND		2.0	0.38	ug/Kg		10/06/20 23:32	10/07/20 15:48	1
Trichlorofluoromethane	ND		9.8	0.27	ug/Kg		10/06/20 23:32	10/07/20 15:48	1
Vinyl chloride	ND		0.98	0.37	ug/Kg		10/06/20 23:32	10/07/20 15:48	1
Xylenes, Total	ND		2.9	0.69	ug/Kg		10/06/20 23:32	10/07/20 15:48	1

Surrogate	*%Recovery*	*Qualifier*	*Limits*	*Prepared*	*Analyzed*	*Dil Fac*
1,2-Dichloroethane-d4 (Surr)	*121*		*71 - 155*	*10/06/20 23:32*	*10/07/20 15:48*	*1*
4-Bromofluorobenzene (Surr)	*94*		*80 - 120*	*10/06/20 23:32*	*10/07/20 15:48*	*1*
Dibromofluoromethane (Surr)	*116*		*79 - 133*	*10/06/20 23:32*	*10/07/20 15:48*	*1*
Toluene-d8 (Surr)	*101*		*80 - 120*	*10/06/20 23:32*	*10/07/20 15:48*	*1*

Method: 8015B - Gasoline Range Organics - (GC)

Analyte	Result	Qualifier	RL	MDL	Unit	D	Prepared	Analyzed	Dil Fac
Gasoline Range Organics (C4-C12)	ND		0.084	0.047	mg/Kg		10/06/20 23:32	10/07/20 16:02	1

Surrogate	*%Recovery*	*Qualifier*	*Limits*	*Prepared*	*Analyzed*	*Dil Fac*
4-Bromofluorobenzene (Surr)	*96*		*42 - 126*	*10/06/20 23:32*	*10/07/20 16:02*	*1*

Client Sample ID: JC-25-1.0

Date Collected: 10/02/20 11:45
Date Received: 10/02/20 17:45

Lab Sample ID: 440-272679-66

Matrix: Solid

Method: 8015B - Diesel Range Organics(DRO)/Oil Range Organics (ORO)

Analyte	Result	Qualifier	RL	MDL	Unit	D	Prepared	Analyzed	Dil Fac
C13-C22	ND		5.0	3.9	mg/Kg		10/07/20 14:26	10/08/20 09:17	1
C23-C40	ND		5.0	3.9	mg/Kg		10/07/20 14:26	10/08/20 09:17	1

Surrogate	*%Recovery*	*Qualifier*	*Limits*	*Prepared*	*Analyzed*	*Dil Fac*
n-Octacosane (Surr)	*73*		*61 - 145*	*10/07/20 14:26*	*10/08/20 09:17*	*1*

Method: 8081A - Organochlorine Pesticides (GC)

Analyte	Result	Qualifier	RL	MDL	Unit	D	Prepared	Analyzed	Dil Fac
4,4'-DDD	ND		25	0.99	ug/Kg		10/07/20 09:27	10/09/20 13:25	1
4,4'-DDE	ND		25	0.54	ug/Kg		10/07/20 09:27	10/09/20 13:25	1
4,4'-DDT	ND		25	0.36	ug/Kg		10/07/20 09:27	10/09/20 13:25	1
Aldrin	ND		25	0.30	ug/Kg		10/07/20 09:27	10/09/20 13:25	1
alpha-BHC	ND		25	3.0	ug/Kg		10/07/20 09:27	10/09/20 13:25	1
alpha-Chlordane	ND		25	1.3	ug/Kg		10/07/20 09:27	10/09/20 13:25	1
beta-BHC	ND		25	3.7	ug/Kg		10/07/20 09:27	10/09/20 13:25	1
Chlordane	ND		130	2.4	ug/Kg		10/07/20 09:27	10/09/20 13:25	1
delta-BHC	ND		25	3.3	ug/Kg		10/07/20 09:27	10/09/20 13:25	1
Dieldrin	ND		25	0.25	ug/Kg		10/07/20 09:27	10/09/20 13:25	1
Endosulfan I	ND		25	0.44	ug/Kg		10/07/20 09:27	10/09/20 13:25	1
Endosulfan II	ND		25	0.31	ug/Kg		10/07/20 09:27	10/09/20 13:25	1
Endosulfan sulfate	ND		25	0.41	ug/Kg		10/07/20 09:27	10/09/20 13:25	1
Endrin	ND		25	0.34	ug/Kg		10/07/20 09:27	10/09/20 13:25	1
Endrin aldehyde	ND		25	0.73	ug/Kg		10/07/20 09:27	10/09/20 13:25	1
Endrin ketone	ND		25	0.48	ug/Kg		10/07/20 09:27	10/09/20 13:25	1
gamma-BHC	ND		25	0.63	ug/Kg		10/07/20 09:27	10/09/20 13:25	1
gamma-Chlordane	ND		25	0.26	ug/Kg		10/07/20 09:27	10/09/20 13:25	1
Heptachlor	ND		25	0.89	ug/Kg		10/07/20 09:27	10/09/20 13:25	1
Heptachlor epoxide	ND		25	0.67	ug/Kg		10/07/20 09:27	10/09/20 13:25	1
Methoxychlor	ND		25	0.81	ug/Kg		10/07/20 09:27	10/09/20 13:25	1
Toxaphene	ND		130	20	ug/Kg		10/07/20 09:27	10/09/20 13:25	1

Surrogate	*%Recovery*	*Qualifier*	*Limits*	*Prepared*	*Analyzed*	*Dil Fac*
DCB Decachlorobiphenyl (Surr)	*84*		*20 - 155*	*10/07/20 09:27*	*10/09/20 13:25*	*1*
Tetrachloro-m-xylene	*89*		*25 - 126*	*10/07/20 09:27*	*10/09/20 13:25*	*1*

Method: 6010B - Metals (ICP)

Analyte	Result	Qualifier	RL	MDL	Unit	D	Prepared	Analyzed	Dil Fac
Lead	**5.2**		2.0	1.0	mg/Kg		10/07/20 09:45	10/08/20 14:50	5

Method: 6020 - Metals (ICP/MS)

Analyte	Result	Qualifier	RL	MDL	Unit	D	Prepared	Analyzed	Dil Fac
Arsenic	**2.4**		0.51	0.25	mg/Kg		10/07/20 09:45	10/08/20 11:05	20

Client Sample ID: JC-25-3.0

Date Collected: 10/02/20 11:46
Date Received: 10/02/20 17:45

Lab Sample ID: 440-272679-67

Matrix: Solid

Method: 8260B - Volatile Organic Compounds (GC/MS)

Analyte	Result	Qualifier	RL	MDL	Unit	D	Prepared	Analyzed	Dil Fac
1,1,1,2-Tetrachloroethane	ND		0.88	0.26	ug/Kg		10/06/20 23:32	10/07/20 16:15	1
1,1,1-Trichloroethane	ND		0.88	0.21	ug/Kg		10/06/20 23:32	10/07/20 16:15	1

Client Sample ID: JC-25-3.0
Date Collected: 10/02/20 11:46
Date Received: 10/02/20 17:45

Lab Sample ID: 440-272679-67
Matrix: Solid

Method: 8260B - Volatile Organic Compounds (GC/MS) (Continued)

Analyte	Result	Qualifier	RL	MDL	Unit	D	Prepared	Analyzed	Dil Fac
1,1,2,2-Tetrachloroethane	ND		1.8	0.48	ug/Kg		10/06/20 23:32	10/07/20 16:15	1
1,1,2-Trichloroethane	ND		0.88	0.41	ug/Kg		10/06/20 23:32	10/07/20 16:15	1
1,1-Dichloroethane	ND		0.88	0.25	ug/Kg		10/06/20 23:32	10/07/20 16:15	1
1,1-Dichloroethene	ND		0.88	0.23	ug/Kg		10/06/20 23:32	10/07/20 16:15	1
1,1-Dichloropropene	ND		1.8	0.34	ug/Kg		10/06/20 23:32	10/07/20 16:15	1
1,2,3-Trichlorobenzene	ND		1.8	0.88	ug/Kg		10/06/20 23:32	10/07/20 16:15	1
1,2,3-Trichloropropane	ND		1.8	0.37	ug/Kg		10/06/20 23:32	10/07/20 16:15	1
1,2,4-Trichlorobenzene	ND		1.8	0.36	ug/Kg		10/06/20 23:32	10/07/20 16:15	1
1,2,4-Trimethylbenzene	ND		1.8	0.53	ug/Kg		10/06/20 23:32	10/07/20 16:15	1
1,2-Dibromo-3-Chloropropane	ND		8.8	5.9	ug/Kg		10/06/20 23:32	10/07/20 16:15	1
1,2-Dibromoethane	ND		0.88	0.18	ug/Kg		10/06/20 23:32	10/07/20 16:15	1
1,2-Dichlorobenzene	ND		0.88	0.22	ug/Kg		10/06/20 23:32	10/07/20 16:15	1
1,2-Dichloroethane	ND		0.88	0.24	ug/Kg		10/06/20 23:32	10/07/20 16:15	1
1,2-Dichloropropane	ND		0.88	0.24	ug/Kg		10/06/20 23:32	10/07/20 16:15	1
1,3,5-Trimethylbenzene	ND		1.8	0.53	ug/Kg		10/06/20 23:32	10/07/20 16:15	1
1,3-Dichlorobenzene	ND		0.88	0.22	ug/Kg		10/06/20 23:32	10/07/20 16:15	1
1,3-Dichloropropane	ND		0.88	0.26	ug/Kg		10/06/20 23:32	10/07/20 16:15	1
1,4-Dichlorobenzene	ND		0.88	0.27	ug/Kg		10/06/20 23:32	10/07/20 16:15	1
2,2-Dichloropropane	ND		4.4	0.24	ug/Kg		10/06/20 23:32	10/07/20 16:15	1
2-Chlorotoluene	ND		0.88	0.22	ug/Kg		10/06/20 23:32	10/07/20 16:15	1
4-Chlorotoluene	ND		0.88	0.21	ug/Kg		10/06/20 23:32	10/07/20 16:15	1
Benzene	ND		0.88	0.23	ug/Kg		10/06/20 23:32	10/07/20 16:15	1
Bromobenzene	ND		0.88	0.18	ug/Kg		10/06/20 23:32	10/07/20 16:15	1
Bromochloromethane	ND		1.8	0.39	ug/Kg		10/06/20 23:32	10/07/20 16:15	1
Bromodichloromethane	ND		0.88	0.14	ug/Kg		10/06/20 23:32	10/07/20 16:15	1
Bromoform	ND		4.4	1.2	ug/Kg		10/06/20 23:32	10/07/20 16:15	1
Bromomethane	ND		18	5.8	ug/Kg		10/06/20 23:32	10/07/20 16:15	1
Carbon tetrachloride	ND		0.88	0.26	ug/Kg		10/06/20 23:32	10/07/20 16:15	1
Chlorobenzene	ND		0.88	0.23	ug/Kg		10/06/20 23:32	10/07/20 16:15	1
Chloroethane	ND		1.8	1.3	ug/Kg		10/06/20 23:32	10/07/20 16:15	1
Chloroform	ND		0.88	0.52	ug/Kg		10/06/20 23:32	10/07/20 16:15	1
Chloromethane	ND		18	1.3	ug/Kg		10/06/20 23:32	10/07/20 16:15	1
cis-1,2-Dichloroethene	ND		0.88	0.30	ug/Kg		10/06/20 23:32	10/07/20 16:15	1
cis-1,3-Dichloropropene	ND		0.88	0.31	ug/Kg		10/06/20 23:32	10/07/20 16:15	1
Dibromochloromethane	ND		1.8	0.24	ug/Kg		10/06/20 23:32	10/07/20 16:15	1
Dibromomethane	ND		0.88	0.27	ug/Kg		10/06/20 23:32	10/07/20 16:15	1
Dichlorodifluoromethane	ND		1.8	0.40	ug/Kg		10/06/20 23:32	10/07/20 16:15	1
Di-isopropyl ether (DIPE)	ND		0.88	0.44	ug/Kg		10/06/20 23:32	10/07/20 16:15	1
Ethanol	ND		220	58	ug/Kg		10/06/20 23:32	10/07/20 16:15	1
Ethylbenzene	ND		0.88	0.18	ug/Kg		10/06/20 23:32	10/07/20 16:15	1
Ethyl-t-butyl ether (ETBE)	ND		0.88	0.21	ug/Kg		10/06/20 23:32	10/07/20 16:15	1
Hexachloro-1,3-butadiene	ND		4.4	1.5	ug/Kg		10/06/20 23:32	10/07/20 16:15	1
Isopropylbenzene	ND		0.88	0.53	ug/Kg		10/06/20 23:32	10/07/20 16:15	1
m,p-Xylene	ND		1.8	0.42	ug/Kg		10/06/20 23:32	10/07/20 16:15	1
Methylene Chloride	ND		8.8	2.7	ug/Kg		10/06/20 23:32	10/07/20 16:15	1
Methyl-t-Butyl Ether (MTBE)	ND		1.8	0.16	ug/Kg		10/06/20 23:32	10/07/20 16:15	1
Naphthalene	ND		8.8	4.6	ug/Kg		10/06/20 23:32	10/07/20 16:15	1
n-Butylbenzene	ND		0.88	0.18	ug/Kg		10/06/20 23:32	10/07/20 16:15	1
N-Propylbenzene	ND		1.8	0.53	ug/Kg		10/06/20 23:32	10/07/20 16:15	1

Client Sample ID: JC-25-3.0

Date Collected: 10/02/20 11:46
Date Received: 10/02/20 17:45

Lab Sample ID: 440-272679-67

Matrix: Solid

Method: 8260B - Volatile Organic Compounds (GC/MS) (Continued)

Analyte	Result	Qualifier	RL	MDL	Unit	D	Prepared	Analyzed	Dil Fac
o-Xylene	ND		0.88	0.53	ug/Kg		10/06/20 23:32	10/07/20 16:15	1
p-Isopropyltoluene	ND		0.88	0.61	ug/Kg		10/06/20 23:32	10/07/20 16:15	1
sec-Butylbenzene	ND		0.88	0.53	ug/Kg		10/06/20 23:32	10/07/20 16:15	1
Styrene	ND		0.88	0.61	ug/Kg		10/06/20 23:32	10/07/20 16:15	1
Tert-amyl-methyl ether (TAME)	ND		0.88	0.17	ug/Kg		10/06/20 23:32	10/07/20 16:15	1
tert-Butyl alcohol (TBA)	ND		18	6.1	ug/Kg		10/06/20 23:32	10/07/20 16:15	1
tert-Butylbenzene	ND		0.88	0.22	ug/Kg		10/06/20 23:32	10/07/20 16:15	1
Tetrachloroethene	ND		0.88	0.20	ug/Kg		10/06/20 23:32	10/07/20 16:15	1
Toluene	ND		0.88	0.53	ug/Kg		10/06/20 23:32	10/07/20 16:15	1
trans-1,2-Dichloroethene	ND		0.88	0.26	ug/Kg		10/06/20 23:32	10/07/20 16:15	1
trans-1,3-Dichloropropene	ND		1.8	0.25	ug/Kg		10/06/20 23:32	10/07/20 16:15	1
Trichloroethene	ND		1.8	0.34	ug/Kg		10/06/20 23:32	10/07/20 16:15	1
Trichlorofluoromethane	ND		8.8	0.24	ug/Kg		10/06/20 23:32	10/07/20 16:15	1
Vinyl chloride	ND		0.88	0.33	ug/Kg		10/06/20 23:32	10/07/20 16:15	1
Xylenes, Total	ND		2.6	0.62	ug/Kg		10/06/20 23:32	10/07/20 16:15	1

Surrogate	*%Recovery*	*Qualifier*	*Limits*	*Prepared*	*Analyzed*	*Dil Fac*
1,2-Dichloroethane-d4 (Surr)	*122*		*71 - 155*	*10/06/20 23:32*	*10/07/20 16:15*	*1*
4-Bromofluorobenzene (Surr)	*94*		*80 - 120*	*10/06/20 23:32*	*10/07/20 16:15*	*1*
Dibromofluoromethane (Surr)	*118*		*79 - 133*	*10/06/20 23:32*	*10/07/20 16:15*	*1*
Toluene-d8 (Surr)	*100*		*80 - 120*	*10/06/20 23:32*	*10/07/20 16:15*	*1*

Method: 8015B - Gasoline Range Organics - (GC)

Analyte	Result	Qualifier	RL	MDL	Unit	D	Prepared	Analyzed	Dil Fac
Gasoline Range Organics (C4-C12)	ND		0.097	0.054	mg/Kg		10/06/20 23:32	10/07/20 16:26	1

Surrogate	*%Recovery*	*Qualifier*	*Limits*	*Prepared*	*Analyzed*	*Dil Fac*
4-Bromofluorobenzene (Surr)	*92*		*42 - 126*	*10/06/20 23:32*	*10/07/20 16:26*	*1*

Method: 8015B - Diesel Range Organics(DRO)/Oil Range Organics (ORO)

Analyte	Result	Qualifier	RL	MDL	Unit	D	Prepared	Analyzed	Dil Fac
C13-C22	ND		4.9	3.8	mg/Kg		10/07/20 14:26	10/08/20 09:39	1
C23-C40	**5.8**	**Z**	4.9	3.8	mg/Kg		10/07/20 14:26	10/08/20 09:39	1

Surrogate	*%Recovery*	*Qualifier*	*Limits*	*Prepared*	*Analyzed*	*Dil Fac*
n-Octacosane (Surr)	*74*		*61 - 145*	*10/07/20 14:26*	*10/08/20 09:39*	*1*

Method: 8081A - Organochlorine Pesticides (GC)

Analyte	Result	Qualifier	RL	MDL	Unit	D	Prepared	Analyzed	Dil Fac
4,4'-DDD	ND		25	0.99	ug/Kg		10/07/20 09:27	10/09/20 13:37	1
4,4'-DDE	**3.8**	**J**	25	0.54	ug/Kg		10/07/20 09:27	10/09/20 13:37	1
4,4'-DDT	ND		25	0.36	ug/Kg		10/07/20 09:27	10/09/20 13:37	1
Aldrin	ND		25	0.30	ug/Kg		10/07/20 09:27	10/09/20 13:37	1
alpha-BHC	ND		25	3.0	ug/Kg		10/07/20 09:27	10/09/20 13:37	1
alpha-Chlordane	ND		25	1.3	ug/Kg		10/07/20 09:27	10/09/20 13:37	1
beta-BHC	ND		25	3.7	ug/Kg		10/07/20 09:27	10/09/20 13:37	1
Chlordane	ND		130	2.4	ug/Kg		10/07/20 09:27	10/09/20 13:37	1
delta-BHC	ND		25	3.3	ug/Kg		10/07/20 09:27	10/09/20 13:37	1
Dieldrin	ND		25	0.25	ug/Kg		10/07/20 09:27	10/09/20 13:37	1
Endosulfan I	ND		25	0.44	ug/Kg		10/07/20 09:27	10/09/20 13:37	1
Endosulfan II	ND		25	0.31	ug/Kg		10/07/20 09:27	10/09/20 13:37	1

Client Sample ID: JC-25-3.0

Date Collected: 10/02/20 11:46
Date Received: 10/02/20 17:45

Lab Sample ID: 440-272679-67
Matrix: Solid

Method: 8081A - Organochlorine Pesticides (GC) (Continued)

Analyte	Result	Qualifier	RL	MDL	Unit	D	Prepared	Analyzed	Dil Fac
Endosulfan sulfate	ND		25	0.41	ug/Kg		10/07/20 09:27	10/09/20 13:37	1
Endrin	ND		25	0.34	ug/Kg		10/07/20 09:27	10/09/20 13:37	1
Endrin aldehyde	ND		25	0.73	ug/Kg		10/07/20 09:27	10/09/20 13:37	1
Endrin ketone	ND		25	0.48	ug/Kg		10/07/20 09:27	10/09/20 13:37	1
gamma-BHC	ND		25	0.63	ug/Kg		10/07/20 09:27	10/09/20 13:37	1
gamma-Chlordane	ND		25	0.26	ug/Kg		10/07/20 09:27	10/09/20 13:37	1
Heptachlor	ND		25	0.89	ug/Kg		10/07/20 09:27	10/09/20 13:37	1
Heptachlor epoxide	ND		25	0.67	ug/Kg		10/07/20 09:27	10/09/20 13:37	1
Methoxychlor	ND		25	0.81	ug/Kg		10/07/20 09:27	10/09/20 13:37	1
Toxaphene	ND		130	20	ug/Kg		10/07/20 09:27	10/09/20 13:37	1

Surrogate	*%Recovery*	*Qualifier*	*Limits*	*Prepared*	*Analyzed*	*Dil Fac*
DCB Decachlorobiphenyl (Surr)	*70*		*20 - 155*	*10/07/20 09:27*	*10/09/20 13:37*	*1*
Tetrachloro-m-xylene	*76*		*25 - 126*	*10/07/20 09:27*	*10/09/20 13:37*	*1*

Method: 6010B - Metals (ICP)

Analyte	Result	Qualifier	RL	MDL	Unit	D	Prepared	Analyzed	Dil Fac
Lead	**5.2**		2.0	1.0	mg/Kg		10/07/20 09:45	10/08/20 14:53	5

Method: 6020 - Metals (ICP/MS)

Analyte	Result	Qualifier	RL	MDL	Unit	D	Prepared	Analyzed	Dil Fac
Arsenic	**3.0**		0.50	0.25	mg/Kg		10/07/20 09:45	10/08/20 11:07	20

Client Sample ID: JC-25-5.0

Date Collected: 10/02/20 11:47
Date Received: 10/02/20 17:45

Lab Sample ID: 440-272679-68
Matrix: Solid

Method: 8015B - Gasoline Range Organics - (GC)

Analyte	Result	Qualifier	RL	MDL	Unit	D	Prepared	Analyzed	Dil Fac
Gasoline Range Organics (C4-C12)	ND		0.10	0.056	mg/Kg		10/08/20 13:27	10/08/20 15:03	1

Surrogate	*%Recovery*	*Qualifier*	*Limits*	*Prepared*	*Analyzed*	*Dil Fac*
4-Bromofluorobenzene (Surr)	*72*		*42 - 126*	*10/08/20 13:27*	*10/08/20 15:03*	*1*

Method: 8015B - Diesel Range Organics(DRO)/Oil Range Organics (ORO)

Analyte	Result	Qualifier	RL	MDL	Unit	D	Prepared	Analyzed	Dil Fac
C13-C22	ND		5.0	3.8	mg/Kg		10/07/20 14:26	10/08/20 10:01	1
C23-C40	ND		5.0	3.8	mg/Kg		10/07/20 14:26	10/08/20 10:01	1

Surrogate	*%Recovery*	*Qualifier*	*Limits*	*Prepared*	*Analyzed*	*Dil Fac*
n-Octacosane (Surr)	*70*		*61 - 145*	*10/07/20 14:26*	*10/08/20 10:01*	*1*

Method: 6010B - Metals (ICP)

Analyte	Result	Qualifier	RL	MDL	Unit	D	Prepared	Analyzed	Dil Fac
Antimony	ND		9.9	4.9	mg/Kg		10/07/20 09:45	10/08/20 14:55	5
Arsenic	ND		3.0	1.5	mg/Kg		10/07/20 09:45	10/08/20 14:55	5
Barium	**75**		1.5	0.74	mg/Kg		10/07/20 09:45	10/08/20 14:55	5
Beryllium	**0.42**	**J**	0.49	0.25	mg/Kg		10/07/20 09:45	10/08/20 14:55	5
Cadmium	**0.90**		0.49	0.25	mg/Kg		10/07/20 09:45	10/08/20 14:55	5
Chromium	**64**		0.99	0.49	mg/Kg		10/07/20 09:45	10/08/20 14:55	5
Cobalt	**16**		0.99	0.49	mg/Kg		10/07/20 09:45	10/08/20 14:55	5
Copper	**23**		2.0	1.1	mg/Kg		10/07/20 09:45	10/08/20 14:55	5

Client Sample ID: JC-25-5.0

Lab Sample ID: 440-272679-68
Matrix: Solid
Date Collected: 10/02/20 11:47
Date Received: 10/02/20 17:45

Method: 6010B - Metals (ICP) (Continued)

Analyte	Result	Qualifier	RL	MDL	Unit	D	Prepared	Analyzed	Dil Fac
Lead	**4.9**		2.0	0.99	mg/Kg		10/07/20 09:45	10/08/20 14:55	5
Molybdenum	**3.6**		2.0	0.99	mg/Kg		10/07/20 09:45	10/08/20 14:55	5
Nickel	**59**		2.0	0.99	mg/Kg		10/07/20 09:45	10/08/20 14:55	5
Selenium	ND		3.0	1.7	mg/Kg		10/07/20 09:45	10/08/20 14:55	5
Silver	ND		1.5	0.88	mg/Kg		10/07/20 09:45	10/08/20 14:55	5
Thallium	ND		9.9	4.9	mg/Kg		10/07/20 09:45	10/08/20 14:55	5
Vanadium	**62**		0.99	0.49	mg/Kg		10/07/20 09:45	10/08/20 14:55	5
Zinc	**30**		4.9	2.5	mg/Kg		10/07/20 09:45	10/08/20 14:55	5

Method: 6010B - Metals (ICP) - STLC Citrate

Analyte	Result	Qualifier	RL	MDL	Unit	D	Prepared	Analyzed	Dil Fac
Chromium	**0.13**		0.10	0.050	mg/L			10/15/20 18:21	20

Method: 7471A - Mercury (CVAA)

Analyte	Result	Qualifier	RL	MDL	Unit	D	Prepared	Analyzed	Dil Fac
Mercury	ND		0.020	0.012	mg/Kg		10/06/20 11:45	10/06/20 16:52	1

Client Sample ID: JC-25-7.0

Lab Sample ID: 440-272679-69
Matrix: Solid
Date Collected: 10/02/20 11:48
Date Received: 10/02/20 17:45

Method: 8015B - Gasoline Range Organics - (GC)

Analyte	Result	Qualifier	RL	MDL	Unit	D	Prepared	Analyzed	Dil Fac
Gasoline Range Organics (C4-C12)	ND		0.10	0.056	mg/Kg		10/08/20 14:15	10/08/20 16:19	1

Surrogate	*%Recovery*	*Qualifier*	*Limits*	*Prepared*	*Analyzed*	*Dil Fac*
4-Bromofluorobenzene (Surr)	*76*		*42 - 126*	*10/08/20 14:15*	*10/08/20 16:19*	*1*

Method: 8015B - Diesel Range Organics(DRO)/Oil Range Organics (ORO)

Analyte	Result	Qualifier	RL	MDL	Unit	D	Prepared	Analyzed	Dil Fac
C13-C22	**8.8**	**Z**	4.9	3.8	mg/Kg		10/07/20 14:26	10/08/20 10:23	1
C23-C40	ND		4.9	3.8	mg/Kg		10/07/20 14:26	10/08/20 10:23	1

Surrogate	*%Recovery*	*Qualifier*	*Limits*	*Prepared*	*Analyzed*	*Dil Fac*
n-Octacosane (Surr)	*76*		*61 - 145*	*10/07/20 14:26*	*10/08/20 10:23*	*1*

Client Sample ID: JC-11-7.0

Lab Sample ID: 440-272679-70
Matrix: Solid
Date Collected: 10/02/20 11:04
Date Received: 10/02/20 17:45

Method: 8015B - Gasoline Range Organics - (GC)

Analyte	Result	Qualifier	RL	MDL	Unit	D	Prepared	Analyzed	Dil Fac
Gasoline Range Organics (C4-C12)	ND		0.10	0.056	mg/Kg		10/08/20 14:15	10/08/20 16:44	1

Surrogate	*%Recovery*	*Qualifier*	*Limits*	*Prepared*	*Analyzed*	*Dil Fac*
4-Bromofluorobenzene (Surr)	*77*		*42 - 126*	*10/08/20 14:15*	*10/08/20 16:44*	*1*

Method: 8015B - Diesel Range Organics(DRO)/Oil Range Organics (ORO)

Analyte	Result	Qualifier	RL	MDL	Unit	D	Prepared	Analyzed	Dil Fac
C13-C22	ND		5.0	3.9	mg/Kg		10/07/20 14:26	10/08/20 10:45	1
C23-C40	ND		5.0	3.9	mg/Kg		10/07/20 14:26	10/08/20 10:45	1

Client Sample ID: JC-11-7.0
Date Collected: 10/02/20 11:04
Date Received: 10/02/20 17:45

Lab Sample ID: 440-272679-70
Matrix: Solid

Surrogate	%Recovery	Qualifier	Limits	Prepared	Analyzed	Dil Fac
n-Octacosane (Surr)	74		61 - 145	10/07/20 14:26	10/08/20 10:45	1

Surrogate Summary

Client: Leighton Consulting Inc
Project/Site: Cabrillo Elementary

Job ID: 440-272679-1

Method: 8260B - Volatile Organic Compounds (GC/MS)

Matrix: Solid

Prep Type: Total/NA

		Percent Surrogate Recovery (Acceptance Limits)			
		DCA	BFB	DBFM	TOL
Lab Sample ID	Client Sample ID	(71-155)	(80-120)	(79-133)	(80-120)
440-272679-7	JC-10-3.0	124	93	115	100
440-272679-8	JC-10-5.0	124	94	118	101
440-272679-9	JC-23-0.5	120	92	116	101
440-272679-10	JC-23-1.0	124	93	117	101
440-272679-11	JC-23-3.0	124	94	118	99
440-272679-58	JC-11-1.0	121	89	116	100
440-272679-59	JC-11-3.0	120	94	116	100
440-272679-66	JC-25-1.0	121	94	116	101
440-272679-67	JC-25-3.0	122	94	118	100
LCS 570-99997/4	Lab Control Sample	100	94	103	101
LCSD 570-99997/5	Lab Control Sample Dup	99	96	105	100
MB 570-99997/7	Method Blank	104	95	106	101

Surrogate Legend

DCA = 1,2-Dichloroethane-d4 (Surr)
BFB = 4-Bromofluorobenzene (Surr)
DBFM = Dibromofluoromethane (Surr)
TOL = Toluene-d8 (Surr)

Method: 8015B - Gasoline Range Organics - (GC)

Matrix: Solid

Prep Type: Total/NA

		Percent Surrogate Recovery (Acceptance Limits)
		BFB1
Lab Sample ID	Client Sample ID	(42-126)
440-272679-7	JC-10-3.0	97
440-272679-8	JC-10-5.0	95
440-272679-9	JC-23-0.5	96
440-272679-10	JC-23-1.0	94
440-272679-11	JC-23-3.0	88
440-272679-58	JC-11-1.0	83
440-272679-59	JC-11-3.0	100
440-272679-66	JC-25-1.0	96
440-272679-67	JC-25-3.0	92
440-272679-68	JC-25-5.0	72
440-272679-68 MS	JC-25-5.0	86
440-272679-68 MSD	JC-25-5.0	92
440-272679-69	JC-25-7.0	76
440-272679-70	JC-11-7.0	77
LCS 570-100006/3	Lab Control Sample	101
LCS 570-100424/1-A	Lab Control Sample	83
LCSD 570-100006/4	Lab Control Sample Dup	101
LCSD 570-100424/2-A	Lab Control Sample Dup	87
MB 570-100006/6	Method Blank	96
MB 570-100424/3-A	Method Blank	71

Surrogate Legend

BFB = 4-Bromofluorobenzene (Surr)

Surrogate Summary

Client: Leighton Consulting Inc
Project/Site: Cabrillo Elementary

Job ID: 440-272679-1

Method: 8015B - Diesel Range Organics(DRO)/Oil Range Organics (ORO)

Matrix: Solid

Prep Type: Total/NA

		Percent Surrogate Recovery (Acceptance Limits)
		OTCSN1
Lab Sample ID	Client Sample ID	(61-145)
440-272679-7	JC-10-3.0	77
440-272679-8	JC-10-5.0	76
440-272679-9	JC-23-0.5	80
440-272679-10	JC-23-1.0	78
440-272679-11	JC-23-3.0	80
440-272679-58	JC-11-1.0	72
440-272679-59	JC-11-3.0	71
440-272679-66	JC-25-1.0	73
440-272679-67	JC-25-3.0	74
440-272679-68	JC-25-5.0	70
440-272679-69	JC-25-7.0	76
440-272679-70	JC-11-7.0	74
570-40283-A-1-D MS	Matrix Spike	68
570-40283-A-1-E MSD	Matrix Spike Duplicate	81
LCS 570-100124/2-A	Lab Control Sample	65
LCSD 570-100124/3-A	Lab Control Sample Dup	64
MB 570-100124/1-A	Method Blank	98

Surrogate Legend

OTCSN = n-Octacosane (Surr)

Method: 8081A - Organochlorine Pesticides (GC)

Matrix: Solid

Prep Type: Total/NA

		Percent Surrogate Recovery (Acceptance Limits)	
		DCB1	TCX1
Lab Sample ID	Client Sample ID	(20-155)	(25-126)
440-272679-1	JC-9-0.5	99	82
440-272679-2	JC-9-1.0	81	83
440-272679-5	JC-10-0.5	74	71
440-272679-6	JC-10-1.0	79	76
440-272679-8	JC-10-5.0	75	73
440-272679-9	JC-23-0.5	88	84
440-272679-10	JC-23-1.0	80	78
440-272679-11	JC-23-3.0	87	83
440-272679-12	JC-23-5.0	79	74
440-272679-13	JC-12-0.5	79	78
440-272679-14	JC-12-1.0	77	79
440-272679-15	JC-12-3.0	84	80
440-272679-16	JC-12-5.0	70	76
440-272679-17	JC-12-7.0	75	76
440-272679-18	JC-13-0.5	89	75
440-272679-18 MS	JC-13-0.5	85	78
440-272679-18 MSD	JC-13-0.5	84	66
440-272679-19	JC-13-1.0	91	83
440-272679-22	JC-14-0.5	66	69
440-272679-23	JC-14-1.0	59	65
440-272679-26	JC-15-0.5	99	89
440-272679-26 MS	JC-15-0.5	78	76
440-272679-26 MSD	JC-15-0.5	92	85
440-272679-27	JC-15-1.0	81	79

Method: 8081A - Organochlorine Pesticides (GC) (Continued)

Matrix: Solid **Prep Type: Total/NA**

		Percent Surrogate Recovery (Acceptance Limits)	
		DCB1	TCX1
Lab Sample ID	Client Sample ID	(20-155)	(25-126)
440-272679-30	JC-16-0.5	91	84
440-272679-31	JC-16-1.0	94	87
440-272679-34	JC-17-0.5	80	81
440-272679-35	JC-17-1.0	83	81
440-272679-38	JC-18-0.5	92	82
440-272679-39	JC-18-1.0	90	83
440-272679-41	JC-19-0.5	81	72
440-272679-45	JC-20-0.5	74	74
440-272679-46	JC-20-1.0	92	85
440-272679-49	JC-21-0.5	82	80
440-272679-50	JC-21-1.0	92	94
440-272679-53	JC-22-0.5	95	98
440-272679-54	JC-22-1.0	83	77
440-272679-57	JC-11-0.5	82	81
440-272679-58	JC-11-1.0	82	78
440-272679-61	JC-24-0.5	89	89
440-272679-66	JC-25-1.0	84	89
440-272679-67	JC-25-3.0	70	76
LCS 570-100027/2-A	Lab Control Sample	96	91
LCS 570-100037/2-A	Lab Control Sample	85	78
LCSD 570-100027/3-A	Lab Control Sample Dup	98	93
LCSD 570-100037/3-A	Lab Control Sample Dup	85	78
MB 570-100027/1-A	Method Blank	112	109
MB 570-100037/1-A	Method Blank	99	91

Surrogate Legend

DCB = DCB Decachlorobiphenyl (Surr)

TCX = Tetrachloro-m-xylene

Method: 8082 - Polychlorinated Biphenyls (PCBs) by Gas Chromatography

Matrix: Solid **Prep Type: Total/NA**

		Percent Surrogate Recovery (Acceptance Limits)	
		DCB1	TCX1
Lab Sample ID	Client Sample ID	(20-155)	(25-126)
440-272679-26	JC-15-0.5	93	94
440-272679-26 MS	JC-15-0.5	94	96
440-272679-26 MSD	JC-15-0.5	93	94
440-272679-27	JC-15-1.0	83	85
440-272679-28	JC-15-3.0	64	73
440-272679-30	JC-16-0.5	88	91
440-272679-31	JC-16-1.0	90	90
440-272679-32	JC-16-3.0	41	52
440-272679-34	JC-17-0.5	80	86
440-272679-35	JC-17-1.0	84	86
440-272679-36	JC-17-3.0	63	72
440-272679-38	JC-18-0.5	84	84
440-272679-39	JC-18-1.0	87	90
440-272679-40	JC-18-3.0	93	78
440-272679-40 MS	JC-18-3.0	92	77
440-272679-40 MSD	JC-18-3.0	93	78

Surrogate Summary

Client: Leighton Consulting Inc
Job ID: 440-272679-1
Project/Site: Cabrillo Elementary

Method: 8082 - Polychlorinated Biphenyls (PCBs) by Gas Chromatography (Continued)

Matrix: Solid **Prep Type: Total/NA**

		Percent Surrogate Recovery (Acceptance Limits)									
Lab Sample ID	Client Sample ID	DCB1 (20-155)	TCX1 (25-126)								
440-272679-41	JC-19-0.5	83	77								
440-272679-42	JC-19-1.0	87	87								
440-272679-43	JC-19-3.0	76	83								
440-272679-45	JC-20-0.5	79	77								
440-272679-46	JC-20-1.0	90	90								
440-272679-47	JC-20-3.0	75	82								
440-272679-49	JC-21-0.5	85	83								
440-272679-50	JC-21-1.0	87	87								
440-272679-53	JC-22-0.5	87	90								
440-272679-54	JC-22-1.0	80	83								
440-272679-65	JC-25-0.5	67	78								
LCS 570-100037/4-A	Lab Control Sample	92	93								
LCS 570-100040/2-A	Lab Control Sample	92	89								
LCSD 570-100037/5-A	Lab Control Sample Dup	98	98								
LCSD 570-100040/3-A	Lab Control Sample Dup	99	90								
MB 570-100037/1-A	Method Blank	96	96								
MB 570-100040/1-A	Method Blank	87	90								

Surrogate Legend

DCB = DCB Decachlorobiphenyl (Surr)
TCX = Tetrachloro-m-xylene (Surr)

Method Summary

Client: Leighton Consulting Inc
Project/Site: Cabrillo Elementary

Job ID: 440-272679-1

Method	Method Description	Protocol	Laboratory
8260B	Volatile Organic Compounds (GC/MS)	SW846	ECL 2
8015B	Gasoline Range Organics - (GC)	SW846	ECL 2
8015B	Diesel Range Organics(DRO)/Oil Range Organics (ORO)	SW846	ECL 1
8081A	Organochlorine Pesticides (GC)	SW846	ECL 1
8082	Polychlorinated Biphenyls (PCBs) by Gas Chromatography	SW846	ECL 1
6010B	Metals (ICP)	SW846	TAL IRV
6020	Metals (ICP/MS)	SW846	TAL IRV
7471A	Mercury (CVAA)	SW846	TAL IRV
1311	TCLP Extraction	SW846	TAL IRV
3010A	Preparation, Total Metals	SW846	TAL IRV
3050B	Preparation, Metals	SW846	TAL IRV
3546	Microwave Extraction	SW846	ECL 1
3550C	Ultrasonic Extraction	SW846	ECL 1
5030C	Purge and Trap	SW846	ECL 2
5035	Closed System Purge and Trap	SW846	ECL 2
7471A	Preparation, Mercury	SW846	TAL IRV
CA WET Citrate	California - Waste Extraction Test with Citrate Leach	CA-WET	TAL IRV

Protocol References:

CA-WET = California Waste Extraction Test, from Title 22

SW846 = "Test Methods For Evaluating Solid Waste, Physical/Chemical Methods", Third Edition, November 1986 And Its Updates.

Laboratory References:

ECL 1 = Eurofins Calscience LLC Lincoln, 7440 Lincoln Way, Garden Grove, CA 92841, TEL (714)895-5494

ECL 2 = Eurofins Calscience LLC Lampson, 7445 Lampson Ave, Garden Grove, CA 92841, TEL (714)895-5494

TAL IRV = Eurofins Calscience Irvine, 17461 Derian Ave, Suite 100, Irvine, CA 92614-5817, TEL (949)261-1022

Lab Chronicle

Client: Leighton Consulting Inc
Project/Site: Cabrillo Elementary

Job ID: 440-272679-1
SDG: Cabrillo Elementary

Client Sample ID: JC-9-0.5
Date Collected: 10/02/20 09:35
Date Received: 10/02/20 17:45

Lab Sample ID: 440-272679-1
Matrix: Solid

Prep Type	Batch Type	Batch Method	Run	Dil Factor	Initial Amount	Final Amount	Batch Number	Prepared or Analyzed	Analyst	Lab
Total/NA	Prep	3546			20.14 g	10 mL	100027	10/07/20 09:18	F7UI	ECL 1
Total/NA	Analysis	8081A		1			100496	10/09/20 10:46	UHHN	ECL 1
Total/NA	Prep	3050B			1.99 g	50 mL	626781	10/07/20 09:30	NE1	TAL IRV
Total/NA	Analysis	6020		20			626946	10/07/20 18:42	MQP	TAL IRV

Client Sample ID: JC-9-1.0
Date Collected: 10/02/20 09:36
Date Received: 10/02/20 17:45

Lab Sample ID: 440-272679-2
Matrix: Solid

Prep Type	Batch Type	Batch Method	Run	Dil Factor	Initial Amount	Final Amount	Batch Number	Prepared or Analyzed	Analyst	Lab
Total/NA	Prep	3546			20.00 g	10 mL	100027	10/07/20 09:18	F7UI	ECL 1
Total/NA	Analysis	8081A		1			100496	10/09/20 06:44	UHHN	ECL 1
Total/NA	Prep	3050B			1.97 g	50 mL	626781	10/07/20 09:30	NE1	TAL IRV
Total/NA	Analysis	6020		20			626946	10/07/20 18:44	MQP	TAL IRV

Client Sample ID: JC-10-0.5
Date Collected: 10/02/20 09:45
Date Received: 10/02/20 17:45

Lab Sample ID: 440-272679-5
Matrix: Solid

Prep Type	Batch Type	Batch Method	Run	Dil Factor	Initial Amount	Final Amount	Batch Number	Prepared or Analyzed	Analyst	Lab
Total/NA	Prep	3546			20.04 g	10 mL	100027	10/07/20 09:18	F7UI	ECL 1
Total/NA	Analysis	8081A		1			100496	10/09/20 11:00	UHHN	ECL 1
STLC Citrate	Leach	CA WET Citrate			50.20 g	500 mL	627435	10/13/20 11:59	A1M	TAL IRV
STLC Citrate	Analysis	6010B		20			627737	10/15/20 18:07	P1R	TAL IRV
Total/NA	Prep	3050B			2.01 g	50 mL	626781	10/07/20 09:30	NE1	TAL IRV
Total/NA	Analysis	6010B		5			627056	10/08/20 12:53	KE	TAL IRV
Total/NA	Prep	7471A			0.49 g	50 mL	626748	10/06/20 11:45	EMS	TAL IRV
Total/NA	Analysis	7471A		1			626875	10/06/20 16:43	EMS	TAL IRV

Client Sample ID: JC-10-1.0
Date Collected: 10/02/20 09:46
Date Received: 10/02/20 17:45

Lab Sample ID: 440-272679-6
Matrix: Solid

Prep Type	Batch Type	Batch Method	Run	Dil Factor	Initial Amount	Final Amount	Batch Number	Prepared or Analyzed	Analyst	Lab
Total/NA	Prep	3546			19.92 g	10 mL	100027	10/07/20 09:18	F7UI	ECL 1
Total/NA	Analysis	8081A		1			100496	10/09/20 11:14	UHHN	ECL 1
STLC Citrate	Leach	CA WET Citrate			50.10 g	500 mL	627435	10/13/20 11:59	A1M	TAL IRV
STLC Citrate	Analysis	6010B		20			627737	10/15/20 18:14	P1R	TAL IRV
Total/NA	Prep	3050B			2.03 g	50 mL	626781	10/07/20 09:30	NE1	TAL IRV
Total/NA	Analysis	6010B		5			627056	10/08/20 12:55	KE	TAL IRV
Total/NA	Prep	7471A			0.49 g	50 mL	626748	10/06/20 11:45	EMS	TAL IRV
Total/NA	Analysis	7471A		1			626875	10/06/20 16:45	EMS	TAL IRV

Client Sample ID: JC-10-3.0

Date Collected: 10/02/20 09:47
Date Received: 10/02/20 17:45

Lab Sample ID: 440-272679-7

Matrix: Solid

Prep Type	Batch Type	Batch Method	Run	Dil Factor	Initial Amount	Final Amount	Batch Number	Prepared or Analyzed	Analyst	Lab
Total/NA	Prep	5035			6.603 g	5 g	99947	10/06/20 23:32	MGX6	ECL 2
Total/NA	Analysis	8260B		1	5 mL	5 mL	99997	10/07/20 12:41	U4JL	ECL 2
Total/NA	Prep	5035			6.66 g	5 g	99947	10/06/20 23:32	MGX6	ECL 2
Total/NA	Analysis	8015B		1	5 g	5 mL	100006	10/07/20 13:16	HKC	ECL 2
Total/NA	Prep	3550C			10.08 g	10 mL	100124	10/07/20 14:26	N5Y3	ECL 1
Total/NA	Analysis	8015B		1			100122	10/08/20 06:42	I9H5	ECL 1
Total/NA	Prep	3050B			2.02 g	50 mL	626781	10/07/20 09:30	NE1	TAL IRV
Total/NA	Analysis	6010B		5			627056	10/08/20 12:58	KE	TAL IRV

Client Sample ID: JC-10-5.0

Date Collected: 10/02/20 09:48
Date Received: 10/02/20 17:45

Lab Sample ID: 440-272679-8

Matrix: Solid

Prep Type	Batch Type	Batch Method	Run	Dil Factor	Initial Amount	Final Amount	Batch Number	Prepared or Analyzed	Analyst	Lab
Total/NA	Prep	5035			5.57 g	5 g	99947	10/06/20 23:32	MGX6	ECL 2
Total/NA	Analysis	8260B		1	5 mL	5 mL	99997	10/07/20 13:08	U4JL	ECL 2
Total/NA	Prep	5035			5.109 g	5 g	99947	10/06/20 23:32	MGX6	ECL 2
Total/NA	Analysis	8015B		1	5 g	5 mL	100006	10/07/20 13:40	HKC	ECL 2
Total/NA	Prep	3550C			9.92 g	10 mL	100124	10/07/20 14:26	N5Y3	ECL 1
Total/NA	Analysis	8015B		1			100122	10/08/20 07:04	I9H5	ECL 1
Total/NA	Prep	3546			19.96 g	10 mL	100027	10/07/20 09:18	F7UI	ECL 1
Total/NA	Analysis	8081A		1			100496	10/09/20 06:59	UHHN	ECL 1

Client Sample ID: JC-23-0.5

Date Collected: 10/02/20 08:20
Date Received: 10/02/20 17:45

Lab Sample ID: 440-272679-9

Matrix: Solid

Prep Type	Batch Type	Batch Method	Run	Dil Factor	Initial Amount	Final Amount	Batch Number	Prepared or Analyzed	Analyst	Lab
Total/NA	Prep	5035			6.169 g	5 g	99947	10/06/20 23:32	MGX6	ECL 2
Total/NA	Analysis	8260B		1	5 mL	5 mL	99997	10/07/20 13:35	U4JL	ECL 2
Total/NA	Prep	5035			6.146 g	5 g	99947	10/06/20 23:32	MGX6	ECL 2
Total/NA	Analysis	8015B		1	5 g	5 mL	100006	10/07/20 14:04	HKC	ECL 2
Total/NA	Prep	3550C			10.45 g	10 mL	100124	10/07/20 14:26	N5Y3	ECL 1
Total/NA	Analysis	8015B		1			100122	10/08/20 07:26	I9H5	ECL 1
Total/NA	Prep	3546			20.08 g	10 mL	100027	10/07/20 09:18	F7UI	ECL 1
Total/NA	Analysis	8081A		1			100496	10/09/20 07:13	UHHN	ECL 1
Total/NA	Prep	3050B			1.97 g	50 mL	626781	10/07/20 09:30	NE1	TAL IRV
Total/NA	Analysis	6010B		5			627056	10/08/20 12:43	KE	TAL IRV
Total/NA	Prep	3050B			1.97 g	50 mL	626781	10/07/20 09:30	NE1	TAL IRV
Total/NA	Analysis	6020		20			626946	10/07/20 18:27	MQP	TAL IRV

Lab Chronicle

Client: Leighton Consulting Inc
Project/Site: Cabrillo Elementary

Job ID: 440-272679-1
SDG: Cabrillo Elementary

Client Sample ID: JC-23-1.0
Date Collected: 10/02/20 08:21
Date Received: 10/02/20 17:45

Lab Sample ID: 440-272679-10
Matrix: Solid

Prep Type	Batch Type	Batch Method	Run	Dil Factor	Initial Amount	Final Amount	Batch Number	Prepared or Analyzed	Analyst	Lab
Total/NA	Prep	5035			6.025 g	5 g	99947	10/06/20 23:32	MGX6	ECL 2
Total/NA	Analysis	8260B		1	5 mL	5 mL	99997	10/07/20 14:01	U4JL	ECL 2
Total/NA	Prep	5035			5.452 g	5 g	99947	10/06/20 23:32	MGX6	ECL 2
Total/NA	Analysis	8015B		1	5 g	5 mL	100006	10/07/20 14:27	HKC	ECL 2
Total/NA	Prep	3550C			10.36 g	10 mL	100124	10/07/20 14:26	N5Y3	ECL 1
Total/NA	Analysis	8015B		1			100122	10/08/20 07:49	I9H5	ECL 1
Total/NA	Prep	3546			19.94 g	10 mL	100027	10/07/20 09:18	F7UI	ECL 1
Total/NA	Analysis	8081A		1			100496	10/09/20 07:27	UHHN	ECL 1
Total/NA	Prep	3050B			2.01 g	50 mL	626781	10/07/20 09:30	NE1	TAL IRV
Total/NA	Analysis	6010B		5			627056	10/08/20 13:00	KE	TAL IRV
Total/NA	Prep	3050B			2.01 g	50 mL	626781	10/07/20 09:30	NE1	TAL IRV
Total/NA	Analysis	6020		20			626946	10/07/20 18:46	MQP	TAL IRV

Client Sample ID: JC-23-3.0
Date Collected: 10/02/20 08:22
Date Received: 10/02/20 17:45

Lab Sample ID: 440-272679-11
Matrix: Solid

Prep Type	Batch Type	Batch Method	Run	Dil Factor	Initial Amount	Final Amount	Batch Number	Prepared or Analyzed	Analyst	Lab
Total/NA	Prep	5035			5.425 g	5 g	99947	10/06/20 23:32	MGX6	ECL 2
Total/NA	Analysis	8260B		1	5 mL	5 mL	99997	10/07/20 14:28	U4JL	ECL 2
Total/NA	Prep	5035			6.589 g	5 g	99947	10/06/20 23:32	MGX6	ECL 2
Total/NA	Analysis	8015B		1	5 g	5 mL	100006	10/07/20 14:51	HKC	ECL 2
Total/NA	Prep	3550C			10.01 g	10 mL	100124	10/07/20 14:26	N5Y3	ECL 1
Total/NA	Analysis	8015B		1			100122	10/08/20 08:10	I9H5	ECL 1
Total/NA	Prep	3546			20.13 g	10 mL	100027	10/07/20 09:18	F7UI	ECL 1
Total/NA	Analysis	8081A		1			100496	10/09/20 07:41	UHHN	ECL 1

Client Sample ID: JC-23-5.0
Date Collected: 10/02/20 08:23
Date Received: 10/02/20 17:45

Lab Sample ID: 440-272679-12
Matrix: Solid

Prep Type	Batch Type	Batch Method	Run	Dil Factor	Initial Amount	Final Amount	Batch Number	Prepared or Analyzed	Analyst	Lab
Total/NA	Prep	3546			20.09 g	10 mL	100027	10/07/20 09:18	F7UI	ECL 1
Total/NA	Analysis	8081A		1			100496	10/09/20 07:55	UHHN	ECL 1

Client Sample ID: JC-12-0.5
Date Collected: 10/02/20 12:00
Date Received: 10/02/20 17:45

Lab Sample ID: 440-272679-13
Matrix: Solid

Prep Type	Batch Type	Batch Method	Run	Dil Factor	Initial Amount	Final Amount	Batch Number	Prepared or Analyzed	Analyst	Lab
Total/NA	Prep	3546			20.07 g	10 mL	100027	10/07/20 09:18	F7UI	ECL 1
Total/NA	Analysis	8081A		1			100496	10/09/20 11:29	UHHN	ECL 1
Total/NA	Prep	3050B			1.98 g	50 mL	626781	10/07/20 09:30	NE1	TAL IRV
Total/NA	Analysis	6010B		5			627056	10/08/20 13:13	KE	TAL IRV

Client Sample ID: JC-12-0.5
Date Collected: 10/02/20 12:00
Date Received: 10/02/20 17:45

Lab Sample ID: 440-272679-13
Matrix: Solid

Prep Type	Batch Type	Batch Method	Run	Dil Factor	Initial Amount	Final Amount	Batch Number	Prepared or Analyzed	Analyst	Lab
Total/NA	Prep	3050B			1.98 g	50 mL	626781	10/07/20 09:30	NE1	TAL IRV
Total/NA	Analysis	6020		20			626946	10/07/20 18:48	MQP	TAL IRV

Client Sample ID: JC-12-1.0
Date Collected: 10/02/20 12:01
Date Received: 10/02/20 17:45

Lab Sample ID: 440-272679-14
Matrix: Solid

Prep Type	Batch Type	Batch Method	Run	Dil Factor	Initial Amount	Final Amount	Batch Number	Prepared or Analyzed	Analyst	Lab
Total/NA	Prep	3546			19.99 g	10 mL	100027	10/07/20 09:18	F7UI	ECL 1
Total/NA	Analysis	8081A		1			100496	10/09/20 08:10	UHHN	ECL 1
Total/NA	Prep	3050B			2.00 g	50 mL	626781	10/07/20 09:30	NE1	TAL IRV
Total/NA	Analysis	6010B		5			627056	10/08/20 13:15	KE	TAL IRV
Total/NA	Prep	3050B			2.00 g	50 mL	626781	10/07/20 09:30	NE1	TAL IRV
Total/NA	Analysis	6020		20			626946	10/07/20 18:50	MQP	TAL IRV

Client Sample ID: JC-12-3.0
Date Collected: 10/02/20 12:02
Date Received: 10/02/20 17:45

Lab Sample ID: 440-272679-15
Matrix: Solid

Prep Type	Batch Type	Batch Method	Run	Dil Factor	Initial Amount	Final Amount	Batch Number	Prepared or Analyzed	Analyst	Lab
Total/NA	Prep	3546			19.98 g	10 mL	100027	10/07/20 09:18	F7UI	ECL 1
Total/NA	Analysis	8081A		1			100496	10/09/20 06:02	UHHN	ECL 1

Client Sample ID: JC-12-5.0
Date Collected: 10/02/20 12:03
Date Received: 10/02/20 17:45

Lab Sample ID: 440-272679-16
Matrix: Solid

Prep Type	Batch Type	Batch Method	Run	Dil Factor	Initial Amount	Final Amount	Batch Number	Prepared or Analyzed	Analyst	Lab
Total/NA	Prep	3546			20.20 g	10 mL	100027	10/07/20 09:18	F7UI	ECL 1
Total/NA	Analysis	8081A		1			100496	10/09/20 06:16	UHHN	ECL 1
STLC Citrate	Leach	CA WET Citrate			50.15 g	500 mL	627435	10/13/20 11:59	A1M	TAL IRV
STLC Citrate	Analysis	6010B		20			627737	10/15/20 18:16	P1R	TAL IRV
Total/NA	Prep	3050B			2.01 g	50 mL	626781	10/07/20 09:30	NE1	TAL IRV
Total/NA	Analysis	6010B		5			627056	10/08/20 13:18	KE	TAL IRV
Total/NA	Prep	7471A			0.51 g	50 mL	626748	10/06/20 11:45	EMS	TAL IRV
Total/NA	Analysis	7471A		1			626875	10/06/20 16:47	EMS	TAL IRV

Client Sample ID: JC-12-7.0
Date Collected: 10/02/20 12:04
Date Received: 10/02/20 17:45

Lab Sample ID: 440-272679-17
Matrix: Solid

Prep Type	Batch Type	Batch Method	Run	Dil Factor	Initial Amount	Final Amount	Batch Number	Prepared or Analyzed	Analyst	Lab
Total/NA	Prep	3546			19.92 g	10 mL	100027	10/07/20 09:18	F7UI	ECL 1
Total/NA	Analysis	8081A		1			100496	10/09/20 06:30	UHHN	ECL 1
STLC Citrate	Leach	CA WET Citrate			50.02 g	500 mL	627435	10/13/20 11:59	A1M	TAL IRV
STLC Citrate	Analysis	6010B		20			627737	10/15/20 18:19	P1R	TAL IRV

Lab Chronicle

Client: Leighton Consulting Inc
Project/Site: Cabrillo Elementary

Job ID: 440-272679-1
SDG: Cabrillo Elementary

Client Sample ID: JC-12-7.0
Date Collected: 10/02/20 12:04
Date Received: 10/02/20 17:45

Lab Sample ID: 440-272679-17
Matrix: Solid

Prep Type	Batch Type	Batch Method	Run	Dil Factor	Initial Amount	Final Amount	Batch Number	Prepared or Analyzed	Analyst	Lab
TCLP	Leach	1311			50.04 g	1000 mL	627492	10/14/20 05:45	CDH	TAL IRV
TCLP	Prep	3010A			5 mL	50 mL	627606	10/14/20 23:57	CDH	TAL IRV
TCLP	Analysis	6010B		1			627698	10/15/20 14:15	KE	TAL IRV
Total/NA	Prep	3050B			2.02 g	50 mL	626781	10/07/20 09:30	NE1	TAL IRV
Total/NA	Analysis	6010B		5			627056	10/08/20 13:20	KE	TAL IRV
Total/NA	Prep	7471A			0.51 g	50 mL	626748	10/06/20 11:45	EMS	TAL IRV
Total/NA	Analysis	7471A		1			626875	10/06/20 16:50	EMS	TAL IRV

Client Sample ID: JC-13-0.5
Date Collected: 10/02/20 09:25
Date Received: 10/02/20 17:45

Lab Sample ID: 440-272679-18
Matrix: Solid

Prep Type	Batch Type	Batch Method	Run	Dil Factor	Initial Amount	Final Amount	Batch Number	Prepared or Analyzed	Analyst	Lab
Total/NA	Prep	3546			19.97 g	10 mL	100027	10/07/20 09:18	F7UI	ECL 1
Total/NA	Analysis	8081A		1			100496	10/09/20 10:32	UHHN	ECL 1
Total/NA	Prep	3050B			1.97 g	50 mL	626781	10/07/20 09:30	NE1	TAL IRV
Total/NA	Analysis	6010B		5			627056	10/08/20 13:23	KE	TAL IRV
Total/NA	Prep	3050B			1.97 g	50 mL	626781	10/07/20 09:30	NE1	TAL IRV
Total/NA	Analysis	6020		20			626946	10/07/20 18:52	MQP	TAL IRV

Client Sample ID: JC-13-1.0
Date Collected: 10/02/20 09:26
Date Received: 10/02/20 17:45

Lab Sample ID: 440-272679-19
Matrix: Solid

Prep Type	Batch Type	Batch Method	Run	Dil Factor	Initial Amount	Final Amount	Batch Number	Prepared or Analyzed	Analyst	Lab
Total/NA	Prep	3546			19.98 g	10 mL	100027	10/07/20 09:18	F7UI	ECL 1
Total/NA	Analysis	8081A		1			100496	10/09/20 08:24	UHHN	ECL 1
Total/NA	Prep	3050B			2.02 g	50 mL	626781	10/07/20 09:30	NE1	TAL IRV
Total/NA	Analysis	6010B		5			627056	10/08/20 13:25	KE	TAL IRV
Total/NA	Prep	3050B			2.02 g	50 mL	626781	10/07/20 09:30	NE1	TAL IRV
Total/NA	Analysis	6020		20			626946	10/07/20 18:54	MQP	TAL IRV

Client Sample ID: JC-14-0.5
Date Collected: 10/02/20 09:18
Date Received: 10/02/20 17:45

Lab Sample ID: 440-272679-22
Matrix: Solid

Prep Type	Batch Type	Batch Method	Run	Dil Factor	Initial Amount	Final Amount	Batch Number	Prepared or Analyzed	Analyst	Lab
Total/NA	Prep	3546			19.96 g	10 mL	100027	10/07/20 09:18	F7UI	ECL 1
Total/NA	Analysis	8081A		1			100496	10/09/20 11:43	UHHN	ECL 1
Total/NA	Prep	3050B			2.00 g	50 mL	626781	10/07/20 09:30	NE1	TAL IRV
Total/NA	Analysis	6010B		5			627056	10/08/20 13:28	KE	TAL IRV
Total/NA	Prep	3050B			2.00 g	50 mL	626781	10/07/20 09:30	NE1	TAL IRV
Total/NA	Analysis	6020		20			626946	10/07/20 18:56	MQP	TAL IRV

Client Sample ID: JC-14-1.0

Lab Sample ID: 440-272679-23

Date Collected: 10/02/20 09:19

Matrix: Solid

Date Received: 10/02/20 17:45

Prep Type	Batch Type	Batch Method	Run	Dil Factor	Initial Amount	Final Amount	Batch Number	Prepared or Analyzed	Analyst	Lab
Total/NA	Prep	3546			20.18 g	10 mL	100027	10/07/20 09:18	F7UI	ECL 1
Total/NA	Analysis	8081A		1			100496	10/09/20 11:57	UHHN	ECL 1
Total/NA	Prep	3050B			2.00 g	50 mL	626781	10/07/20 09:30	NE1	TAL IRV
Total/NA	Analysis	6010B		5			627056	10/08/20 13:30	KE	TAL IRV
Total/NA	Prep	3050B			2.00 g	50 mL	626781	10/07/20 09:30	NE1	TAL IRV
Total/NA	Analysis	6020		20			626946	10/07/20 18:58	MQP	TAL IRV

Client Sample ID: JC-15-0.5

Lab Sample ID: 440-272679-26

Date Collected: 10/02/20 08:45

Matrix: Solid

Date Received: 10/02/20 17:45

Prep Type	Batch Type	Batch Method	Run	Dil Factor	Initial Amount	Final Amount	Batch Number	Prepared or Analyzed	Analyst	Lab
Total/NA	Prep	3546			19.90 g	10 mL	100037	10/07/20 09:27	F7UI	ECL 1
Total/NA	Analysis	8081A		1			100496	10/09/20 10:17	UHHN	ECL 1
Total/NA	Prep	3546			19.90 g	10 mL	100037	10/07/20 09:27	F7UI	ECL 1
Total/NA	Analysis	8082		1			100187	10/09/20 02:19	UHHN	ECL 1
Total/NA	Prep	3050B			2.02 g	50 mL	626781	10/07/20 09:30	NE1	TAL IRV
Total/NA	Analysis	6010B		5			627056	10/08/20 13:33	KE	TAL IRV
Total/NA	Prep	3050B			2.02 g	50 mL	626781	10/07/20 09:30	NE1	TAL IRV
Total/NA	Analysis	6020		20			626946	10/07/20 19:04	MQP	TAL IRV

Client Sample ID: JC-15-1.0

Lab Sample ID: 440-272679-27

Date Collected: 10/02/20 08:46

Matrix: Solid

Date Received: 10/02/20 17:45

Prep Type	Batch Type	Batch Method	Run	Dil Factor	Initial Amount	Final Amount	Batch Number	Prepared or Analyzed	Analyst	Lab
Total/NA	Prep	3546			19.98 g	10 mL	100037	10/07/20 09:27	F7UI	ECL 1
Total/NA	Analysis	8081A		1			100496	10/09/20 03:12	UHHN	ECL 1
Total/NA	Prep	3546			19.98 g	10 mL	100037	10/07/20 09:27	F7UI	ECL 1
Total/NA	Analysis	8082		1			100187	10/09/20 02:37	UHHN	ECL 1
Total/NA	Prep	3050B			1.99 g	50 mL	626781	10/07/20 09:30	NE1	TAL IRV
Total/NA	Analysis	6010B		5			627056	10/08/20 13:35	KE	TAL IRV
Total/NA	Prep	3050B			1.99 g	50 mL	626781	10/07/20 09:30	NE1	TAL IRV
Total/NA	Analysis	6020		20			626946	10/07/20 19:06	MQP	TAL IRV

Client Sample ID: JC-15-3.0

Lab Sample ID: 440-272679-28

Date Collected: 10/02/20 08:47

Matrix: Solid

Date Received: 10/02/20 17:45

Prep Type	Batch Type	Batch Method	Run	Dil Factor	Initial Amount	Final Amount	Batch Number	Prepared or Analyzed	Analyst	Lab
Total/NA	Prep	3546			19.88 g	10 mL	100040	10/07/20 09:36	F7UI	ECL 1
Total/NA	Analysis	8082		1			100640	10/09/20 11:12	UHHN	ECL 1

Lab Chronicle

Client: Leighton Consulting Inc
Project/Site: Cabrillo Elementary

Job ID: 440-272679-1
SDG: Cabrillo Elementary

Client Sample ID: JC-16-0.5
Date Collected: 10/02/20 08:50
Date Received: 10/02/20 17:45

Lab Sample ID: 440-272679-30
Matrix: Solid

Prep Type	Batch Type	Batch Method	Run	Dil Factor	Initial Amount	Final Amount	Batch Number	Prepared or Analyzed	Analyst	Lab
Total/NA	Prep	3546			19.97 g	10 mL	100037	10/07/20 09:27	F7UI	ECL 1
Total/NA	Analysis	8081A		1			100496	10/09/20 03:26	UHHN	ECL 1
Total/NA	Prep	3546			19.97 g	10 mL	100037	10/07/20 09:27	F7UI	ECL 1
Total/NA	Analysis	8082		1			100187	10/09/20 02:55	UHHN	ECL 1
Total/NA	Prep	3050B			2.00 g	50 mL	626781	10/07/20 09:30	NE1	TAL IRV
Total/NA	Analysis	6010B		5			627056	10/08/20 13:43	KE	TAL IRV
Total/NA	Prep	3050B			2.00 g	50 mL	626781	10/07/20 09:30	NE1	TAL IRV
Total/NA	Analysis	6020		20			626946	10/07/20 19:07	MQP	TAL IRV

Client Sample ID: JC-16-1.0
Date Collected: 10/02/20 08:51
Date Received: 10/02/20 17:45

Lab Sample ID: 440-272679-31
Matrix: Solid

Prep Type	Batch Type	Batch Method	Run	Dil Factor	Initial Amount	Final Amount	Batch Number	Prepared or Analyzed	Analyst	Lab
Total/NA	Prep	3546			20.05 g	10 mL	100037	10/07/20 09:27	F7UI	ECL 1
Total/NA	Analysis	8081A		1			100496	10/09/20 03:40	UHHN	ECL 1
Total/NA	Prep	3546			20.05 g	10 mL	100037	10/07/20 09:27	F7UI	ECL 1
Total/NA	Analysis	8082		1			100187	10/09/20 03:12	UHHN	ECL 1
Total/NA	Prep	3050B			2.03 g	50 mL	626811	10/07/20 09:45	NE1	TAL IRV
Total/NA	Analysis	6010B		5			627056	10/08/20 14:05	KE	TAL IRV
Total/NA	Prep	3050B			2.03 g	50 mL	626811	10/07/20 09:45	NE1	TAL IRV
Total/NA	Analysis	6020		20			627023	10/08/20 10:27	B1H	TAL IRV

Client Sample ID: JC-16-3.0
Date Collected: 10/02/20 08:52
Date Received: 10/02/20 17:45

Lab Sample ID: 440-272679-32
Matrix: Solid

Prep Type	Batch Type	Batch Method	Run	Dil Factor	Initial Amount	Final Amount	Batch Number	Prepared or Analyzed	Analyst	Lab
Total/NA	Prep	3546			20.04 g	10 mL	100040	10/07/20 09:36	F7UI	ECL 1
Total/NA	Analysis	8082		1			100640	10/09/20 11:31	UHHN	ECL 1

Client Sample ID: JC-17-0.5
Date Collected: 10/02/20 09:05
Date Received: 10/02/20 17:45

Lab Sample ID: 440-272679-34
Matrix: Solid

Prep Type	Batch Type	Batch Method	Run	Dil Factor	Initial Amount	Final Amount	Batch Number	Prepared or Analyzed	Analyst	Lab
Total/NA	Prep	3546			19.96 g	10 mL	100037	10/07/20 09:27	F7UI	ECL 1
Total/NA	Analysis	8081A		1			100496	10/09/20 12:26	UHHN	ECL 1
Total/NA	Prep	3546			19.96 g	10 mL	100037	10/07/20 09:27	F7UI	ECL 1
Total/NA	Analysis	8082		1			100187	10/09/20 03:30	UHHN	ECL 1
Total/NA	Prep	3050B			2.01 g	50 mL	626811	10/07/20 09:45	NE1	TAL IRV
Total/NA	Analysis	6010B		5			627056	10/08/20 13:55	KE	TAL IRV
Total/NA	Prep	3050B			2.01 g	50 mL	626811	10/07/20 09:45	NE1	TAL IRV
Total/NA	Analysis	6020		20			627023	10/08/20 10:10	B1H	TAL IRV

Lab Chronicle

Client: Leighton Consulting Inc
Project/Site: Cabrillo Elementary

Job ID: 440-272679-1
SDG: Cabrillo Elementary

Client Sample ID: JC-17-1.0
Date Collected: 10/02/20 09:06
Date Received: 10/02/20 17:45

Lab Sample ID: 440-272679-35
Matrix: Solid

Prep Type	Batch Type	Batch Method	Run	Dil Factor	Initial Amount	Final Amount	Batch Number	Prepared or Analyzed	Analyst	Lab
Total/NA	Prep	3546			20.04 g	10 mL	100037	10/07/20 09:27	F7UI	ECL 1
Total/NA	Analysis	8081A		1			100496	10/09/20 12:40	UHHN	ECL 1
Total/NA	Prep	3546			20.04 g	10 mL	100037	10/07/20 09:27	F7UI	ECL 1
Total/NA	Analysis	8082		1			100187	10/09/20 04:06	UHHN	ECL 1
Total/NA	Prep	3050B			2.01 g	50 mL	626811	10/07/20 09:45	NE1	TAL IRV
Total/NA	Analysis	6010B		5			627056	10/08/20 14:13	KE	TAL IRV
Total/NA	Prep	3050B			2.01 g	50 mL	626811	10/07/20 09:45	NE1	TAL IRV
Total/NA	Analysis	6020		20			627023	10/08/20 10:29	B1H	TAL IRV

Client Sample ID: JC-17-3.0
Date Collected: 10/02/20 09:07
Date Received: 10/02/20 17:45

Lab Sample ID: 440-272679-36
Matrix: Solid

Prep Type	Batch Type	Batch Method	Run	Dil Factor	Initial Amount	Final Amount	Batch Number	Prepared or Analyzed	Analyst	Lab
Total/NA	Prep	3546			19.95 g	10 mL	100040	10/07/20 09:36	F7UI	ECL 1
Total/NA	Analysis	8082		1			100640	10/09/20 11:50	UHHN	ECL 1

Client Sample ID: JC-18-0.5
Date Collected: 10/02/20 10:55
Date Received: 10/02/20 17:45

Lab Sample ID: 440-272679-38
Matrix: Solid

Prep Type	Batch Type	Batch Method	Run	Dil Factor	Initial Amount	Final Amount	Batch Number	Prepared or Analyzed	Analyst	Lab
Total/NA	Prep	3546			20.07 g	10 mL	100037	10/07/20 09:27	F7UI	ECL 1
Total/NA	Analysis	8081A		1			100496	10/09/20 12:54	UHHN	ECL 1
Total/NA	Prep	3546			20.07 g	10 mL	100037	10/07/20 09:27	F7UI	ECL 1
Total/NA	Analysis	8082		1			100187	10/09/20 04:24	UHHN	ECL 1
Total/NA	Prep	3050B			1.98 g	50 mL	626811	10/07/20 09:45	NE1	TAL IRV
Total/NA	Analysis	6010B		5			627056	10/08/20 14:15	KE	TAL IRV
Total/NA	Prep	3050B			1.98 g	50 mL	626811	10/07/20 09:45	NE1	TAL IRV
Total/NA	Analysis	6020		20			627023	10/08/20 10:32	B1H	TAL IRV

Client Sample ID: JC-18-1.0
Date Collected: 10/02/20 10:56
Date Received: 10/02/20 17:45

Lab Sample ID: 440-272679-39
Matrix: Solid

Prep Type	Batch Type	Batch Method	Run	Dil Factor	Initial Amount	Final Amount	Batch Number	Prepared or Analyzed	Analyst	Lab
Total/NA	Prep	3546			19.97 g	10 mL	100037	10/07/20 09:27	F7UI	ECL 1
Total/NA	Analysis	8081A		1			100496	10/09/20 04:51	UHHN	ECL 1
Total/NA	Prep	3546			19.97 g	10 mL	100037	10/07/20 09:27	F7UI	ECL 1
Total/NA	Analysis	8082		1			100187	10/09/20 04:42	UHHN	ECL 1
Total/NA	Prep	3050B			1.98 g	50 mL	626811	10/07/20 09:45	NE1	TAL IRV
Total/NA	Analysis	6010B		5			627056	10/08/20 14:18	KE	TAL IRV
Total/NA	Prep	3050B			1.98 g	50 mL	626811	10/07/20 09:45	NE1	TAL IRV
Total/NA	Analysis	6020		20			627023	10/08/20 10:34	B1H	TAL IRV

Lab Chronicle

Client: Leighton Consulting Inc
Project/Site: Cabrillo Elementary

Job ID: 440-272679-1
SDG: Cabrillo Elementary

Client Sample ID: JC-18-3.0
Date Collected: 10/02/20 10:57
Date Received: 10/02/20 17:45

Lab Sample ID: 440-272679-40
Matrix: Solid

Prep Type	Batch Type	Batch Method	Run	Dil Factor	Initial Amount	Final Amount	Batch Number	Prepared or Analyzed	Analyst	Lab
Total/NA	Prep	3546			20.01 g	10 mL	100040	10/07/20 09:36	F7UI	ECL 1
Total/NA	Analysis	8082		1			100338	10/08/20 15:22	UHHN	ECL 1

Client Sample ID: JC-19-0.5
Date Collected: 10/02/20 10:20
Date Received: 10/02/20 17:45

Lab Sample ID: 440-272679-41
Matrix: Solid

Prep Type	Batch Type	Batch Method	Run	Dil Factor	Initial Amount	Final Amount	Batch Number	Prepared or Analyzed	Analyst	Lab
Total/NA	Prep	3546			20.02 g	10 mL	100037	10/07/20 09:27	F7UI	ECL 1
Total/NA	Analysis	8081A		1			100496	10/09/20 13:08	UHHN	ECL 1
Total/NA	Prep	3546			20.02 g	10 mL	100037	10/07/20 09:27	F7UI	ECL 1
Total/NA	Analysis	8081A		10			100496	10/09/20 13:51	UHHN	ECL 1
Total/NA	Prep	3546			20.02 g	10 mL	100037	10/07/20 09:27	F7UI	ECL 1
Total/NA	Analysis	8082		1			100187	10/09/20 05:00	UHHN	ECL 1

Client Sample ID: JC-19-1.0
Date Collected: 10/02/20 10:21
Date Received: 10/02/20 17:45

Lab Sample ID: 440-272679-42
Matrix: Solid

Prep Type	Batch Type	Batch Method	Run	Dil Factor	Initial Amount	Final Amount	Batch Number	Prepared or Analyzed	Analyst	Lab
Total/NA	Prep	3546			20.07 g	10 mL	100037	10/07/20 09:27	F7UI	ECL 1
Total/NA	Analysis	8082		1			100187	10/09/20 05:18	UHHN	ECL 1

Client Sample ID: JC-19-3.0
Date Collected: 10/02/20 10:22
Date Received: 10/02/20 17:45

Lab Sample ID: 440-272679-43
Matrix: Solid

Prep Type	Batch Type	Batch Method	Run	Dil Factor	Initial Amount	Final Amount	Batch Number	Prepared or Analyzed	Analyst	Lab
Total/NA	Prep	3546			20.02 g	10 mL	100040	10/07/20 09:36	F7UI	ECL 1
Total/NA	Analysis	8082		1			100640	10/09/20 12:09	UHHN	ECL 1

Client Sample ID: JC-20-0.5
Date Collected: 10/02/20 10:24
Date Received: 10/02/20 17:45

Lab Sample ID: 440-272679-45
Matrix: Solid

Prep Type	Batch Type	Batch Method	Run	Dil Factor	Initial Amount	Final Amount	Batch Number	Prepared or Analyzed	Analyst	Lab
Total/NA	Prep	3546			20.19 g	10 mL	100037	10/07/20 09:27	F7UI	ECL 1
Total/NA	Analysis	8081A		1			100496	10/09/20 13:22	UHHN	ECL 1
Total/NA	Prep	3546			20.19 g	10 mL	100037	10/07/20 09:27	F7UI	ECL 1
Total/NA	Analysis	8082		1			100187	10/09/20 05:36	UHHN	ECL 1
Total/NA	Prep	3050B			2.01 g	50 mL	626811	10/07/20 09:45	NE1	TAL IRV
Total/NA	Analysis	6010B		5			627056	10/08/20 14:20	KE	TAL IRV
Total/NA	Prep	3050B			2.01 g	50 mL	626811	10/07/20 09:45	NE1	TAL IRV
Total/NA	Analysis	6020		20			627023	10/08/20 10:36	B1H	TAL IRV

Client Sample ID: JC-20-1.0
Date Collected: 10/02/20 10:25
Date Received: 10/02/20 17:45

Lab Sample ID: 440-272679-46
Matrix: Solid

Prep Type	Batch Type	Batch Method	Run	Dil Factor	Initial Amount	Final Amount	Batch Number	Prepared or Analyzed	Analyst	Lab
Total/NA	Prep	3546			19.95 g	10 mL	100037	10/07/20 09:27	F7UI	ECL 1
Total/NA	Analysis	8081A		1			100496	10/09/20 05:19	UHHN	ECL 1
Total/NA	Prep	3546			19.95 g	10 mL	100037	10/07/20 09:27	F7UI	ECL 1
Total/NA	Analysis	8082		1			100187	10/09/20 05:54	UHHN	ECL 1
Total/NA	Prep	3050B			1.98 g	50 mL	626811	10/07/20 09:45	NE1	TAL IRV
Total/NA	Analysis	6010B		5			627056	10/08/20 14:23	KE	TAL IRV
Total/NA	Prep	3050B			1.98 g	50 mL	626811	10/07/20 09:45	NE1	TAL IRV
Total/NA	Analysis	6020		20			627023	10/08/20 10:39	B1H	TAL IRV

Client Sample ID: JC-20-3.0
Date Collected: 10/02/20 10:26
Date Received: 10/02/20 17:45

Lab Sample ID: 440-272679-47
Matrix: Solid

Prep Type	Batch Type	Batch Method	Run	Dil Factor	Initial Amount	Final Amount	Batch Number	Prepared or Analyzed	Analyst	Lab
Total/NA	Prep	3546			20.17 g	10 mL	100040	10/07/20 09:36	F7UI	ECL 1
Total/NA	Analysis	8082		1			100640	10/09/20 12:28	UHHN	ECL 1

Client Sample ID: JC-21-0.5
Date Collected: 10/02/20 10:50
Date Received: 10/02/20 17:45

Lab Sample ID: 440-272679-49
Matrix: Solid

Prep Type	Batch Type	Batch Method	Run	Dil Factor	Initial Amount	Final Amount	Batch Number	Prepared or Analyzed	Analyst	Lab
Total/NA	Prep	3546			20.05 g	10 mL	100037	10/07/20 09:27	F7UI	ECL 1
Total/NA	Analysis	8081A		1			100496	10/09/20 13:37	UHHN	ECL 1
Total/NA	Prep	3546			20.05 g	10 mL	100037	10/07/20 09:27	F7UI	ECL 1
Total/NA	Analysis	8082		1			100187	10/09/20 06:12	UHHN	ECL 1
Total/NA	Prep	3050B			1.97 g	50 mL	626811	10/07/20 09:45	NE1	TAL IRV
Total/NA	Analysis	6010B		5			627056	10/08/20 14:25	KE	TAL IRV
Total/NA	Prep	3050B			1.97 g	50 mL	626811	10/07/20 09:45	NE1	TAL IRV
Total/NA	Analysis	6020		20			627023	10/08/20 10:41	B1H	TAL IRV

Client Sample ID: JC-21-1.0
Date Collected: 10/02/20 10:51
Date Received: 10/02/20 17:45

Lab Sample ID: 440-272679-50
Matrix: Solid

Prep Type	Batch Type	Batch Method	Run	Dil Factor	Initial Amount	Final Amount	Batch Number	Prepared or Analyzed	Analyst	Lab
Total/NA	Prep	3546			20.07 g	10 mL	100037	10/07/20 09:27	F7UI	ECL 1
Total/NA	Analysis	8081A		1			100502	10/09/20 13:51	UHHN	ECL 1
Total/NA	Prep	3546			20.07 g	10 mL	100037	10/07/20 09:27	F7UI	ECL 1
Total/NA	Analysis	8082		1			100187	10/09/20 06:29	UHHN	ECL 1
Total/NA	Prep	3050B			1.98 g	50 mL	626811	10/07/20 09:45	NE1	TAL IRV
Total/NA	Analysis	6010B		5			627056	10/08/20 14:28	KE	TAL IRV
Total/NA	Prep	3050B			1.98 g	50 mL	626811	10/07/20 09:45	NE1	TAL IRV
Total/NA	Analysis	6020		20			627023	10/08/20 10:44	B1H	TAL IRV

Client Sample ID: JC-22-0.5
Date Collected: 10/02/20 12:32
Date Received: 10/02/20 17:45

Lab Sample ID: 440-272679-53
Matrix: Solid

Prep Type	Batch Type	Batch Method	Run	Dil Factor	Initial Amount	Final Amount	Batch Number	Prepared or Analyzed	Analyst	Lab
Total/NA	Prep	3546			20.17 g	10 mL	100037	10/07/20 09:27	F7UI	ECL 1
Total/NA	Analysis	8081A		1			100502	10/09/20 14:05	UHHN	ECL 1
Total/NA	Prep	3546			20.17 g	10 mL	100037	10/07/20 09:27	F7UI	ECL 1
Total/NA	Analysis	8082		1			100187	10/09/20 06:48	UHHN	ECL 1
Total/NA	Prep	3050B			1.99 g	50 mL	626811	10/07/20 09:45	NE1	TAL IRV
Total/NA	Analysis	6010B		5			627056	10/08/20 14:30	KE	TAL IRV
Total/NA	Prep	3050B			1.99 g	50 mL	626811	10/07/20 09:45	NE1	TAL IRV
Total/NA	Analysis	6020		20			627023	10/08/20 10:46	B1H	TAL IRV

Client Sample ID: JC-22-1.0
Date Collected: 10/02/20 12:33
Date Received: 10/02/20 17:45

Lab Sample ID: 440-272679-54
Matrix: Solid

Prep Type	Batch Type	Batch Method	Run	Dil Factor	Initial Amount	Final Amount	Batch Number	Prepared or Analyzed	Analyst	Lab
Total/NA	Prep	3546			19.94 g	10 mL	100037	10/07/20 09:27	F7UI	ECL 1
Total/NA	Analysis	8081A		1			100496	10/09/20 04:37	UHHN	ECL 1
Total/NA	Prep	3546			19.94 g	10 mL	100037	10/07/20 09:27	F7UI	ECL 1
Total/NA	Analysis	8082		1			100187	10/09/20 07:05	UHHN	ECL 1
Total/NA	Prep	3050B			1.99 g	50 mL	626811	10/07/20 09:45	NE1	TAL IRV
Total/NA	Analysis	6010B		5			627056	10/08/20 14:33	KE	TAL IRV
Total/NA	Prep	3050B			1.99 g	50 mL	626811	10/07/20 09:45	NE1	TAL IRV
Total/NA	Analysis	6020		20			627023	10/08/20 10:53	B1H	TAL IRV

Client Sample ID: JC-11-0.5
Date Collected: 10/02/20 11:00
Date Received: 10/02/20 17:45

Lab Sample ID: 440-272679-57
Matrix: Solid

Prep Type	Batch Type	Batch Method	Run	Dil Factor	Initial Amount	Final Amount	Batch Number	Prepared or Analyzed	Analyst	Lab
Total/NA	Prep	3546			20.03 g	10 mL	100027	10/07/20 09:18	F7UI	ECL 1
Total/NA	Analysis	8081A		1			100496	10/09/20 12:11	UHHN	ECL 1
Total/NA	Prep	3050B			1.97 g	50 mL	626811	10/07/20 09:45	NE1	TAL IRV
Total/NA	Analysis	6010B		5			627056	10/08/20 14:35	KE	TAL IRV
Total/NA	Prep	3050B			1.97 g	50 mL	626811	10/07/20 09:45	NE1	TAL IRV
Total/NA	Analysis	6020		20			627023	10/08/20 10:55	B1H	TAL IRV

Client Sample ID: JC-11-1.0
Date Collected: 10/02/20 11:01
Date Received: 10/02/20 17:45

Lab Sample ID: 440-272679-58
Matrix: Solid

Prep Type	Batch Type	Batch Method	Run	Dil Factor	Initial Amount	Final Amount	Batch Number	Prepared or Analyzed	Analyst	Lab
Total/NA	Prep	5035			5.855 g	5 g	99947	10/06/20 23:32	MGX6	ECL 2
Total/NA	Analysis	8260B		1	5 mL	5 mL	99997	10/07/20 14:55	U4JL	ECL 2
Total/NA	Prep	5035			6.273 g	5 g	99947	10/06/20 23:32	MGX6	ECL 2
Total/NA	Analysis	8015B		1	5 g	5 mL	100006	10/07/20 15:15	HKC	ECL 2

Lab Chronicle

Client: Leighton Consulting Inc
Project/Site: Cabrillo Elementary

Job ID: 440-272679-1
SDG: Cabrillo Elementary

Client Sample ID: JC-11-1.0
Date Collected: 10/02/20 11:01
Date Received: 10/02/20 17:45

Lab Sample ID: 440-272679-58
Matrix: Solid

Prep Type	Batch Type	Batch Method	Run	Dil Factor	Initial Amount	Final Amount	Batch Number	Prepared or Analyzed	Analyst	Lab
Total/NA	Prep	3550C			10.33 g	10 mL	100124	10/07/20 14:26	N5Y3	ECL 1
Total/NA	Analysis	8015B		1			100122	10/08/20 08:33	I9H5	ECL 1
Total/NA	Prep	3546			20.02 g	10 mL	100027	10/07/20 09:18	F7UI	ECL 1
Total/NA	Analysis	8081A		1			100496	10/09/20 08:38	UHHN	ECL 1
Total/NA	Prep	3050B			1.99 g	50 mL	626811	10/07/20 09:45	NE1	TAL IRV
Total/NA	Analysis	6010B		5			627056	10/08/20 14:43	KE	TAL IRV
Total/NA	Prep	3050B			1.99 g	50 mL	626811	10/07/20 09:45	NE1	TAL IRV
Total/NA	Analysis	6020		20			627023	10/08/20 10:58	B1H	TAL IRV

Client Sample ID: JC-11-3.0
Date Collected: 10/02/20 11:02
Date Received: 10/02/20 17:45

Lab Sample ID: 440-272679-59
Matrix: Solid

Prep Type	Batch Type	Batch Method	Run	Dil Factor	Initial Amount	Final Amount	Batch Number	Prepared or Analyzed	Analyst	Lab
Total/NA	Prep	5035			4.722 g	5 g	99947	10/06/20 23:32	MGX6	ECL 2
Total/NA	Analysis	8260B		1	5 mL	5 mL	99997	10/07/20 15:22	U4JL	ECL 2
Total/NA	Prep	5035			5.476 g	5 g	99947	10/06/20 23:32	MGX6	ECL 2
Total/NA	Analysis	8015B		1	5 g	5 mL	100006	10/07/20 15:39	HKC	ECL 2
Total/NA	Prep	3550C			10.15 g	10 mL	100124	10/07/20 14:26	N5Y3	ECL 1
Total/NA	Analysis	8015B		1			100122	10/08/20 08:54	I9H5	ECL 1

Client Sample ID: JC-24-0.5
Date Collected: 10/02/20 12:20
Date Received: 10/02/20 17:45

Lab Sample ID: 440-272679-61
Matrix: Solid

Prep Type	Batch Type	Batch Method	Run	Dil Factor	Initial Amount	Final Amount	Batch Number	Prepared or Analyzed	Analyst	Lab
Total/NA	Prep	3546			19.95 g	10 mL	100037	10/07/20 09:27	F7UI	ECL 1
Total/NA	Analysis	8081A		1			100502	10/09/20 13:11	UHHN	ECL 1
Total/NA	Prep	3050B			1.98 g	50 mL	626811	10/07/20 09:45	NE1	TAL IRV
Total/NA	Analysis	6010B		5			627056	10/08/20 14:45	KE	TAL IRV
Total/NA	Prep	3050B			1.98 g	50 mL	626811	10/07/20 09:45	NE1	TAL IRV
Total/NA	Analysis	6020		20			627023	10/08/20 11:00	B1H	TAL IRV

Client Sample ID: JC-24-1.0
Date Collected: 10/02/20 12:21
Date Received: 10/02/20 17:45

Lab Sample ID: 440-272679-62
Matrix: Solid

Prep Type	Batch Type	Batch Method	Run	Dil Factor	Initial Amount	Final Amount	Batch Number	Prepared or Analyzed	Analyst	Lab
Total/NA	Prep	3050B			2.01 g	50 mL	626811	10/07/20 09:45	NE1	TAL IRV
Total/NA	Analysis	6010B		5			627056	10/08/20 14:48	KE	TAL IRV
Total/NA	Prep	3050B			2.01 g	50 mL	626811	10/07/20 09:45	NE1	TAL IRV
Total/NA	Analysis	6020		20			627023	10/08/20 11:03	B1H	TAL IRV

Lab Chronicle

Client: Leighton Consulting Inc
Project/Site: Cabrillo Elementary

Job ID: 440-272679-1
SDG: Cabrillo Elementary

Client Sample ID: JC-25-0.5

Date Collected: 10/02/20 11:44
Date Received: 10/02/20 17:45

Lab Sample ID: 440-272679-65

Matrix: Solid

Prep Type	Batch Type	Batch Method	Run	Dil Factor	Initial Amount	Final Amount	Batch Number	Prepared or Analyzed	Analyst	Lab
Total/NA	Prep	3546			20.15 g	10 mL	100040	10/07/20 09:36	F7UI	ECL 1
Total/NA	Analysis	8082		1			100640	10/09/20 12:47	UHHN	ECL 1

Client Sample ID: JC-25-1.0

Date Collected: 10/02/20 11:45
Date Received: 10/02/20 17:45

Lab Sample ID: 440-272679-66

Matrix: Solid

Prep Type	Batch Type	Batch Method	Run	Dil Factor	Initial Amount	Final Amount	Batch Number	Prepared or Analyzed	Analyst	Lab
Total/NA	Prep	5035			5.093 g	5 g	99947	10/06/20 23:32	MGX6	ECL 2
Total/NA	Analysis	8260B		1	5 mL	5 mL	99997	10/07/20 15:48	U4JL	ECL 2
Total/NA	Prep	5035			5.962 g	5 g	99947	10/06/20 23:32	MGX6	ECL 2
Total/NA	Analysis	8015B		1	5 g	5 mL	100006	10/07/20 16:02	HKC	ECL 2
Total/NA	Prep	3550C			9.92 g	10 mL	100124	10/07/20 14:26	N5Y3	ECL 1
Total/NA	Analysis	8015B		1			100122	10/08/20 09:17	I9H5	ECL 1
Total/NA	Prep	3546			19.91 g	10 mL	100037	10/07/20 09:27	F7UI	ECL 1
Total/NA	Analysis	8081A		1			100502	10/09/20 13:25	UHHN	ECL 1
Total/NA	Prep	3050B			1.98 g	50 mL	626811	10/07/20 09:45	NE1	TAL IRV
Total/NA	Analysis	6010B		5			627056	10/08/20 14:50	KE	TAL IRV
Total/NA	Prep	3050B			1.98 g	50 mL	626811	10/07/20 09:45	NE1	TAL IRV
Total/NA	Analysis	6020		20			627023	10/08/20 11:05	B1H	TAL IRV

Client Sample ID: JC-25-3.0

Date Collected: 10/02/20 11:46
Date Received: 10/02/20 17:45

Lab Sample ID: 440-272679-67

Matrix: Solid

Prep Type	Batch Type	Batch Method	Run	Dil Factor	Initial Amount	Final Amount	Batch Number	Prepared or Analyzed	Analyst	Lab
Total/NA	Prep	5035			5.697 g	5 g	99947	10/06/20 23:32	MGX6	ECL 2
Total/NA	Analysis	8260B		1	5 mL	5 mL	99997	10/07/20 16:15	U4JL	ECL 2
Total/NA	Prep	5035			5.136 g	5 g	99947	10/06/20 23:32	MGX6	ECL 2
Total/NA	Analysis	8015B		1	5 g	5 mL	100006	10/07/20 16:26	HKC	ECL 2
Total/NA	Prep	3550C			10.11 g	10 mL	100124	10/07/20 14:26	N5Y3	ECL 1
Total/NA	Analysis	8015B		1			100122	10/08/20 09:39	I9H5	ECL 1
Total/NA	Prep	3546			19.95 g	10 mL	100037	10/07/20 09:27	F7UI	ECL 1
Total/NA	Analysis	8081A		1			100502	10/09/20 13:37	UHHN	ECL 1
Total/NA	Prep	3050B			2.00 g	50 mL	626811	10/07/20 09:45	NE1	TAL IRV
Total/NA	Analysis	6010B		5			627056	10/08/20 14:53	KE	TAL IRV
Total/NA	Prep	3050B			2.00 g	50 mL	626811	10/07/20 09:45	NE1	TAL IRV
Total/NA	Analysis	6020		20			627023	10/08/20 11:07	B1H	TAL IRV

Lab Chronicle

Client: Leighton Consulting Inc
Project/Site: Cabrillo Elementary

Job ID: 440-272679-1
SDG: Cabrillo Elementary

Client Sample ID: JC-25-5.0
Date Collected: 10/02/20 11:47
Date Received: 10/02/20 17:45

Lab Sample ID: 440-272679-68
Matrix: Solid

Prep Type	Batch Type	Batch Method	Run	Dil Factor	Initial Amount	Final Amount	Batch Number	Prepared or Analyzed	Analyst	Lab
Total/NA	Prep	5030C			4.98 g	5 mL	100424	10/08/20 13:27	HKC	ECL 2
Total/NA	Analysis	8015B		1	5 g	5 mL	100380	10/08/20 15:03	W6MG	ECL 2
Total/NA	Prep	3550C			9.99 g	10 mL	100124	10/07/20 14:26	N5Y3	ECL 1
Total/NA	Analysis	8015B		1			100122	10/08/20 10:01	I9H5	ECL 1
STLC Citrate	Leach	CA WET Citrate			50.04 g	500 mL	627435	10/13/20 11:59	A1M	TAL IRV
STLC Citrate	Analysis	6010B		20			627737	10/15/20 18:21	P1R	TAL IRV
Total/NA	Prep	3050B			2.03 g	50 mL	626811	10/07/20 09:45	NE1	TAL IRV
Total/NA	Analysis	6010B		5			627056	10/08/20 14:55	KE	TAL IRV
Total/NA	Prep	7471A			0.50 g	50 mL	626748	10/06/20 11:45	EMS	TAL IRV
Total/NA	Analysis	7471A		1			626875	10/06/20 16:52	EMS	TAL IRV

Client Sample ID: JC-25-7.0
Date Collected: 10/02/20 11:48
Date Received: 10/02/20 17:45

Lab Sample ID: 440-272679-69
Matrix: Solid

Prep Type	Batch Type	Batch Method	Run	Dil Factor	Initial Amount	Final Amount	Batch Number	Prepared or Analyzed	Analyst	Lab
Total/NA	Prep	5030C			4.94 g	5 mL	100424	10/08/20 14:15	HKC	ECL 2
Total/NA	Analysis	8015B		1	5 g	5 mL	100380	10/08/20 16:19	W6MG	ECL 2
Total/NA	Prep	3550C			10.17 g	10 mL	100124	10/07/20 14:26	N5Y3	ECL 1
Total/NA	Analysis	8015B		1			100122	10/08/20 10:23	I9H5	ECL 1

Client Sample ID: JC-11-7.0
Date Collected: 10/02/20 11:04
Date Received: 10/02/20 17:45

Lab Sample ID: 440-272679-70
Matrix: Solid

Prep Type	Batch Type	Batch Method	Run	Dil Factor	Initial Amount	Final Amount	Batch Number	Prepared or Analyzed	Analyst	Lab
Total/NA	Prep	5030C			4.95 g	5 mL	100424	10/08/20 14:15	HKC	ECL 2
Total/NA	Analysis	8015B		1	5 g	5 mL	100380	10/08/20 16:44	W6MG	ECL 2
Total/NA	Prep	3550C			9.93 g	10 mL	100124	10/07/20 14:26	N5Y3	ECL 1
Total/NA	Analysis	8015B		1			100122	10/08/20 10:45	I9H5	ECL 1

Laboratory References:

ECL 1 = Eurofins Calscience LLC Lincoln, 7440 Lincoln Way, Garden Grove, CA 92841, TEL (714)895-5494

ECL 2 = Eurofins Calscience LLC Lampson, 7445 Lampson Ave, Garden Grove, CA 92841, TEL (714)895-5494

TAL IRV = Eurofins Calscience Irvine, 17461 Derian Ave, Suite 100, Irvine, CA 92614-5817, TEL (949)261-1022

Method: 8260B - Volatile Organic Compounds (GC/MS)

Lab Sample ID: MB 570-99997/7
Matrix: Solid
Analysis Batch: 99997

Client Sample ID: Method Blank
Prep Type: Total/NA

Analyte	MB Result	MB Qualifier	RL	MDL	Unit	D	Prepared	Analyzed	Dil Fac
1,1,1,2-Tetrachloroethane	ND		1.0	0.29	ug/Kg			10/07/20 10:21	1
1,1,1-Trichloroethane	ND		1.0	0.23	ug/Kg			10/07/20 10:21	1
1,1,2,2-Tetrachloroethane	ND		2.0	0.54	ug/Kg			10/07/20 10:21	1
1,1,2-Trichloroethane	ND		1.0	0.46	ug/Kg			10/07/20 10:21	1
1,1-Dichloroethane	ND		1.0	0.28	ug/Kg			10/07/20 10:21	1
1,1-Dichloroethene	ND		1.0	0.27	ug/Kg			10/07/20 10:21	1
1,1-Dichloropropene	ND		2.0	0.39	ug/Kg			10/07/20 10:21	1
1,2,3-Trichlorobenzene	ND		2.0	1.0	ug/Kg			10/07/20 10:21	1
1,2,3-Trichloropropane	ND		2.0	0.42	ug/Kg			10/07/20 10:21	1
1,2,4-Trichlorobenzene	ND		2.0	0.41	ug/Kg			10/07/20 10:21	1
1,2,4-Trimethylbenzene	ND		2.0	0.60	ug/Kg			10/07/20 10:21	1
1,2-Dibromo-3-Chloropropane	ND		10	6.8	ug/Kg			10/07/20 10:21	1
1,2-Dibromoethane	ND		1.0	0.21	ug/Kg			10/07/20 10:21	1
1,2-Dichlorobenzene	ND		1.0	0.25	ug/Kg			10/07/20 10:21	1
1,2-Dichloroethane	ND		1.0	0.28	ug/Kg			10/07/20 10:21	1
1,2-Dichloropropane	ND		1.0	0.28	ug/Kg			10/07/20 10:21	1
1,3,5-Trimethylbenzene	ND		2.0	0.60	ug/Kg			10/07/20 10:21	1
1,3-Dichlorobenzene	ND		1.0	0.25	ug/Kg			10/07/20 10:21	1
1,3-Dichloropropane	ND		1.0	0.30	ug/Kg			10/07/20 10:21	1
1,4-Dichlorobenzene	ND		1.0	0.31	ug/Kg			10/07/20 10:21	1
2,2-Dichloropropane	ND		5.0	0.27	ug/Kg			10/07/20 10:21	1
2-Chlorotoluene	ND		1.0	0.25	ug/Kg			10/07/20 10:21	1
4-Chlorotoluene	ND		1.0	0.24	ug/Kg			10/07/20 10:21	1
Benzene	ND		1.0	0.26	ug/Kg			10/07/20 10:21	1
Bromobenzene	ND		1.0	0.21	ug/Kg			10/07/20 10:21	1
Bromochloromethane	ND		2.0	0.44	ug/Kg			10/07/20 10:21	1
Bromodichloromethane	ND		1.0	0.16	ug/Kg			10/07/20 10:21	1
Bromoform	ND		5.0	1.3	ug/Kg			10/07/20 10:21	1
Bromomethane	ND		20	6.6	ug/Kg			10/07/20 10:21	1
Carbon tetrachloride	ND		1.0	0.30	ug/Kg			10/07/20 10:21	1
Chlorobenzene	ND		1.0	0.27	ug/Kg			10/07/20 10:21	1
Chloroethane	ND		2.0	1.5	ug/Kg			10/07/20 10:21	1
Chloroform	ND		1.0	0.59	ug/Kg			10/07/20 10:21	1
Chloromethane	ND		20	1.5	ug/Kg			10/07/20 10:21	1
cis-1,2-Dichloroethene	ND		1.0	0.34	ug/Kg			10/07/20 10:21	1
cis-1,3-Dichloropropene	ND		1.0	0.35	ug/Kg			10/07/20 10:21	1
Dibromochloromethane	ND		2.0	0.27	ug/Kg			10/07/20 10:21	1
Dibromomethane	ND		1.0	0.31	ug/Kg			10/07/20 10:21	1
Dichlorodifluoromethane	ND		2.0	0.45	ug/Kg			10/07/20 10:21	1
Di-isopropyl ether (DIPE)	ND		1.0	0.50	ug/Kg			10/07/20 10:21	1
Ethanol	ND		250	66	ug/Kg			10/07/20 10:21	1
Ethylbenzene	ND		1.0	0.21	ug/Kg			10/07/20 10:21	1
Ethyl-t-butyl ether (ETBE)	ND		1.0	0.24	ug/Kg			10/07/20 10:21	1
Hexachloro-1,3-butadiene	ND		5.0	1.7	ug/Kg			10/07/20 10:21	1
Isopropylbenzene	ND		1.0	0.60	ug/Kg			10/07/20 10:21	1
m,p-Xylene	ND		2.0	0.47	ug/Kg			10/07/20 10:21	1
Methylene Chloride	ND		10	3.1	ug/Kg			10/07/20 10:21	1
Methyl-t-Butyl Ether (MTBE)	ND		2.0	0.19	ug/Kg			10/07/20 10:21	1

Method: 8260B - Volatile Organic Compounds (GC/MS) (Continued)

Lab Sample ID: MB 570-99997/7
Matrix: Solid
Analysis Batch: 99997

Client Sample ID: Method Blank
Prep Type: Total/NA

Analyte	MB Result	MB Qualifier	RL	MDL	Unit	D	Prepared	Analyzed	Dil Fac
Naphthalene	ND		10	5.2	ug/Kg			10/07/20 10:21	1
n-Butylbenzene	ND		1.0	0.21	ug/Kg			10/07/20 10:21	1
N-Propylbenzene	ND		2.0	0.60	ug/Kg			10/07/20 10:21	1
o-Xylene	ND		1.0	0.60	ug/Kg			10/07/20 10:21	1
p-Isopropyltoluene	ND		1.0	0.70	ug/Kg			10/07/20 10:21	1
sec-Butylbenzene	ND		1.0	0.60	ug/Kg			10/07/20 10:21	1
Styrene	ND		1.0	0.70	ug/Kg			10/07/20 10:21	1
Tert-amyl-methyl ether (TAME)	ND		1.0	0.19	ug/Kg			10/07/20 10:21	1
tert-Butyl alcohol (TBA)	ND		20	7.0	ug/Kg			10/07/20 10:21	1
tert-Butylbenzene	ND		1.0	0.25	ug/Kg			10/07/20 10:21	1
Tetrachloroethene	ND		1.0	0.22	ug/Kg			10/07/20 10:21	1
Toluene	ND		1.0	0.60	ug/Kg			10/07/20 10:21	1
trans-1,2-Dichloroethene	ND		1.0	0.30	ug/Kg			10/07/20 10:21	1
trans-1,3-Dichloropropene	ND		2.0	0.28	ug/Kg			10/07/20 10:21	1
Trichloroethene	ND		2.0	0.39	ug/Kg			10/07/20 10:21	1
Trichlorofluoromethane	ND		10	0.27	ug/Kg			10/07/20 10:21	1
Vinyl chloride	ND		1.0	0.38	ug/Kg			10/07/20 10:21	1
Xylenes, Total	ND		3.0	0.70	ug/Kg			10/07/20 10:21	1

Surrogate	*MB %Recovery*	*MB Qualifier*	*Limits*	*Prepared*	*Analyzed*	*Dil Fac*
1,2-Dichloroethane-d4 (Surr)	*104*		*71 - 155*		*10/07/20 10:21*	*1*
4-Bromofluorobenzene (Surr)	*95*		*80 - 120*		*10/07/20 10:21*	*1*
Dibromofluoromethane (Surr)	*106*		*79 - 133*		*10/07/20 10:21*	*1*
Toluene-d8 (Surr)	*101*		*80 - 120*		*10/07/20 10:21*	*1*

Lab Sample ID: LCS 570-99997/4
Matrix: Solid
Analysis Batch: 99997

Client Sample ID: Lab Control Sample
Prep Type: Total/NA

Analyte	Spike Added	LCS Result	LCS Qualifier	Unit	D	%Rec	%Rec. Limits
1,1-Dichloroethene	50.0	43.8		ug/Kg		88	71 - 125
1,2-Dibromoethane	50.0	54.5		ug/Kg		109	80 - 120
1,2-Dichlorobenzene	50.0	50.6		ug/Kg		101	80 - 120
1,2-Dichloroethane	50.0	47.4		ug/Kg		95	79 - 121
Benzene	50.0	51.7		ug/Kg		103	79 - 120
Carbon tetrachloride	50.0	53.1		ug/Kg		106	58 - 142
Chlorobenzene	50.0	51.5		ug/Kg		103	80 - 120
Di-isopropyl ether (DIPE)	50.0	51.3		ug/Kg		103	65 - 131
Ethanol	500	685		ug/Kg		137	32 - 158
Ethylbenzene	50.0	49.8		ug/Kg		100	57 - 153
Ethyl-t-butyl ether (ETBE)	50.0	44.7		ug/Kg		89	58 - 136
Hexachloro-1,3-butadiene	50.0	49.6		ug/Kg		99	80 - 120
m,p-Xylene	100	98.3		ug/Kg		98	80 - 122
Methyl-t-Butyl Ether (MTBE)	50.0	47.8		ug/Kg		96	64 - 124
o-Xylene	50.0	50.1		ug/Kg		100	79 - 127

Surrogate	*LCS %Recovery*	*LCS Qualifier*	*Limits*
1,2-Dichloroethane-d4 (Surr)	*100*		*71 - 155*

Method: 8260B - Volatile Organic Compounds (GC/MS) (Continued)

Lab Sample ID: LCS 570-99997/4
Matrix: Solid
Analysis Batch: 99997

Client Sample ID: Lab Control Sample
Prep Type: Total/NA

Surrogate	LCS %Recovery	LCS Qualifier	Limits
4-Bromofluorobenzene (Surr)	*94*		*80 - 120*
Dibromofluoromethane (Surr)	*103*		*79 - 133*
Toluene-d8 (Surr)	*101*		*80 - 120*

Lab Sample ID: LCSD 570-99997/5
Matrix: Solid
Analysis Batch: 99997

Client Sample ID: Lab Control Sample Dup
Prep Type: Total/NA

Analyte			Spike Added	LCSD Result	LCSD Qualifier	Unit	D	%Rec	%Rec. Limits	RPD	RPD Limit
1,1-Dichloroethene			50.0	43.4		ug/Kg		87	71 - 125	1	20
1,2-Dibromoethane			50.0	53.5		ug/Kg		107	80 - 120	2	20
1,2-Dichlorobenzene			50.0	50.8		ug/Kg		102	80 - 120	0	20
1,2-Dichloroethane			50.0	47.1		ug/Kg		94	79 - 121	1	20
Benzene			50.0	51.2		ug/Kg		102	79 - 120	1	20
Carbon tetrachloride			50.0	51.5		ug/Kg		103	58 - 142	3	20
Chlorobenzene			50.0	50.7		ug/Kg		101	80 - 120	1	20
Di-isopropyl ether (DIPE)			50.0	51.0		ug/Kg		102	65 - 131	1	20
Ethanol			500	678		ug/Kg		136	32 - 158	1	27
Ethylbenzene			50.0	49.3		ug/Kg		99	57 - 153	1	20
Ethyl-t-butyl ether (ETBE)			50.0	44.9		ug/Kg		90	58 - 136	0	20
Hexachloro-1,3-butadiene			50.0	49.6		ug/Kg		99	80 - 120	0	20
m,p-Xylene			100	97.9		ug/Kg		98	80 - 122	0	20
Methyl-t-Butyl Ether (MTBE)			50.0	48.1		ug/Kg		96	64 - 124	1	20
o-Xylene			50.0	49.4		ug/Kg		99	79 - 127	1	20

Surrogate	LCSD %Recovery	LCSD Qualifier	Limits
1,2-Dichloroethane-d4 (Surr)	*99*		*71 - 155*
4-Bromofluorobenzene (Surr)	*96*		*80 - 120*
Dibromofluoromethane (Surr)	*105*		*79 - 133*
Toluene-d8 (Surr)	*100*		*80 - 120*

Method: 8015B - Gasoline Range Organics - (GC)

Lab Sample ID: MB 570-100006/6
Matrix: Solid
Analysis Batch: 100006

Client Sample ID: Method Blank
Prep Type: Total/NA

Analyte	MB Result	MB Qualifier	RL	MDL	Unit	D	Prepared	Analyzed	Dil Fac
Gasoline Range Organics (C4-C12)	ND		0.10	0.056	mg/Kg			10/07/20 12:29	1

Surrogate	MB %Recovery	MB Qualifier	Limits	Prepared	Analyzed	Dil Fac
4-Bromofluorobenzene (Surr)	*96*		*42 - 126*		*10/07/20 12:29*	*1*

Method: 8015B - Gasoline Range Organics - (GC) (Continued)

Lab Sample ID: LCS 570-100006/3
Matrix: Solid
Analysis Batch: 100006

Client Sample ID: Lab Control Sample
Prep Type: Total/NA

Analyte			Spike Added	LCS Result	LCS Qualifier	Unit	D	%Rec	%Rec. Limits		
Gasoline Range Organics (C4-C13)			2.02	2.30		mg/Kg		114	70 - 124		

Surrogate	*LCS %Recovery*	*LCS Qualifier*	*Limits*
4-Bromofluorobenzene (Surr)	*101*		*42 - 126*

Lab Sample ID: LCSD 570-100006/4
Matrix: Solid
Analysis Batch: 100006

Client Sample ID: Lab Control Sample Dup
Prep Type: Total/NA

Analyte			Spike Added	LCSD Result	LCSD Qualifier	Unit	D	%Rec	%Rec. Limits	RPD	RPD Limit
Gasoline Range Organics (C4-C13)			2.02	2.24		mg/Kg		111	70 - 124	2	18

Surrogate	*LCSD %Recovery*	*LCSD Qualifier*	*Limits*
4-Bromofluorobenzene (Surr)	*101*		*42 - 126*

Lab Sample ID: MB 570-100424/3-A
Matrix: Solid
Analysis Batch: 100380

Client Sample ID: Method Blank
Prep Type: Total/NA
Prep Batch: 100424

Analyte	MB Result	MB Qualifier	RL	MDL	Unit	D	Prepared	Analyzed	Dil Fac
Gasoline Range Organics (C4-C12)	ND		0.099	0.055	mg/Kg		10/08/20 13:27	10/08/20 14:38	1

Surrogate	*MB %Recovery*	*MB Qualifier*	*Limits*	*Prepared*	*Analyzed*	*Dil Fac*
4-Bromofluorobenzene (Surr)	*71*		*42 - 126*	*10/08/20 13:27*	*10/08/20 14:38*	*1*

Lab Sample ID: LCS 570-100424/1-A
Matrix: Solid
Analysis Batch: 100380

Client Sample ID: Lab Control Sample
Prep Type: Total/NA
Prep Batch: 100424

Analyte			Spike Added	LCS Result	LCS Qualifier	Unit	D	%Rec	%Rec. Limits		
Gasoline Range Organics (C4-C13)			2.01	2.04		mg/Kg		101	70 - 124		

Surrogate	*LCS %Recovery*	*LCS Qualifier*	*Limits*
4-Bromofluorobenzene (Surr)	*83*		*42 - 126*

Lab Sample ID: LCSD 570-100424/2-A
Matrix: Solid
Analysis Batch: 100380

Client Sample ID: Lab Control Sample Dup
Prep Type: Total/NA
Prep Batch: 100424

Analyte			Spike Added	LCSD Result	LCSD Qualifier	Unit	D	%Rec	%Rec. Limits	RPD	RPD Limit
Gasoline Range Organics (C4-C13)			2.03	1.98		mg/Kg		98	70 - 124	3	18

Surrogate	*LCSD %Recovery*	*LCSD Qualifier*	*Limits*
4-Bromofluorobenzene (Surr)	*87*		*42 - 126*

Method: 8015B - Gasoline Range Organics - (GC)

Lab Sample ID: 440-272679-68 MS
Matrix: Solid
Analysis Batch: 100380

Client Sample ID: JC-25-5.0
Prep Type: Total/NA
Prep Batch: 100424

Analyte	Sample Result	Sample Qualifier	Spike Added	MS Result	MS Qualifier	Unit	D	%Rec	%Rec. Limits
Gasoline Range Organics (C4-C13)	ND		2.05	1.76		mg/Kg		86	48 - 114

Surrogate	*MS %Recovery*	*MS Qualifier*	*Limits*
4-Bromofluorobenzene (Surr)	*86*		*42 - 126*

Lab Sample ID: 440-272679-68 MSD
Matrix: Solid
Analysis Batch: 100380

Client Sample ID: JC-25-5.0
Prep Type: Total/NA
Prep Batch: 100424

Analyte	Sample Result	Sample Qualifier	Spike Added	MSD Result	MSD Qualifier	Unit	D	%Rec	%Rec. Limits	RPD	RPD Limit
Gasoline Range Organics (C4-C13)	ND		1.99	1.76		mg/Kg		89	48 - 114	0	23

Surrogate	*MSD %Recovery*	*MSD Qualifier*	*Limits*
4-Bromofluorobenzene (Surr)	*92*		*42 - 126*

Method: 8015B - Diesel Range Organics(DRO)/Oil Range Organics (ORO)

Lab Sample ID: MB 570-100124/1-A
Matrix: Solid
Analysis Batch: 100122

Client Sample ID: Method Blank
Prep Type: Total/NA
Prep Batch: 100124

Analyte	MB Result	MB Qualifier	RL	MDL	Unit	D	Prepared	Analyzed	Dil Fac
C13-C22	ND		5.0	3.8	mg/Kg		10/07/20 14:26	10/08/20 11:44	1
C23-C40	ND		5.0	3.8	mg/Kg		10/07/20 14:26	10/08/20 11:44	1

Surrogate	*MB %Recovery*	*MB Qualifier*	*Limits*	*Prepared*	*Analyzed*	*Dil Fac*
n-Octacosane (Surr)	*98*		*61 - 145*	*10/07/20 14:26*	*10/08/20 11:44*	*1*

Lab Sample ID: LCS 570-100124/2-A
Matrix: Solid
Analysis Batch: 100122

Client Sample ID: Lab Control Sample
Prep Type: Total/NA
Prep Batch: 100124

Analyte			Spike Added	LCS Result	LCS Qualifier	Unit	D	%Rec	%Rec. Limits
Diesel Range Organics [C10-C28]			400	395		mg/Kg		99	67 - 121

Surrogate	*LCS %Recovery*	*LCS Qualifier*	*Limits*
n-Octacosane (Surr)	*65*		*61 - 145*

Lab Sample ID: LCSD 570-100124/3-A
Matrix: Solid
Analysis Batch: 100122

Client Sample ID: Lab Control Sample Dup
Prep Type: Total/NA
Prep Batch: 100124

Analyte			Spike Added	LCSD Result	LCSD Qualifier	Unit	D	%Rec	%Rec. Limits	RPD	RPD Limit
Diesel Range Organics [C10-C28]			400	379		mg/Kg		95	67 - 121	4	20

Method: 8015B - Diesel Range Organics(DRO)/Oil Range Organics (ORO) (Continued)

Lab Sample ID: LCSD 570-100124/3-A
Matrix: Solid
Analysis Batch: 100122

Client Sample ID: Lab Control Sample Dup
Prep Type: Total/NA
Prep Batch: 100124

Surrogate	*LCSD %Recovery*	*LCSD Qualifier*	*Limits*
n-Octacosane (Surr)	*64*		*61 - 145*

Lab Sample ID: 570-40283-A-1-D MS
Matrix: Solid
Analysis Batch: 100122

Client Sample ID: Matrix Spike
Prep Type: Total/NA
Prep Batch: 100124

Analyte	Sample Result	Sample Qualifier	Spike Added	MS Result	MS Qualifier	Unit	D	%Rec	%Rec. Limits
Diesel Range Organics [C10-C28]	4.0	J	391	371		mg/Kg		94	33 - 153

Surrogate	*MS %Recovery*	*MS Qualifier*	*Limits*
n-Octacosane (Surr)	*68*		*61 - 145*

Lab Sample ID: 570-40283-A-1-E MSD
Matrix: Solid
Analysis Batch: 100122

Client Sample ID: Matrix Spike Duplicate
Prep Type: Total/NA
Prep Batch: 100124

Analyte	Sample Result	Sample Qualifier	Spike Added	MSD Result	MSD Qualifier	Unit	D	%Rec	%Rec. Limits	RPD	RPD Limit
Diesel Range Organics [C10-C28]	4.0	J	419	412		mg/Kg		97	33 - 153	10	32

Surrogate	*MSD %Recovery*	*MSD Qualifier*	*Limits*
n-Octacosane (Surr)	*81*		*61 - 145*

Method: 8081A - Organochlorine Pesticides (GC)

Lab Sample ID: MB 570-100027/1-A
Matrix: Solid
Analysis Batch: 100496

Client Sample ID: Method Blank
Prep Type: Total/NA
Prep Batch: 100027

Analyte	MB Result	MB Qualifier	RL	MDL	Unit	D	Prepared	Analyzed	Dil Fac
4,4'-DDD	ND		25	0.99	ug/Kg		10/07/20 09:18	10/09/20 02:29	1
4,4'-DDE	ND		25	0.54	ug/Kg		10/07/20 09:18	10/09/20 02:29	1
4,4'-DDT	ND		25	0.36	ug/Kg		10/07/20 09:18	10/09/20 02:29	1
Aldrin	ND		25	0.30	ug/Kg		10/07/20 09:18	10/09/20 02:29	1
alpha-BHC	ND		25	3.0	ug/Kg		10/07/20 09:18	10/09/20 02:29	1
alpha-Chlordane	ND		25	1.3	ug/Kg		10/07/20 09:18	10/09/20 02:29	1
beta-BHC	ND		25	3.7	ug/Kg		10/07/20 09:18	10/09/20 02:29	1
Chlordane	ND		130	2.4	ug/Kg		10/07/20 09:18	10/09/20 02:29	1
delta-BHC	ND		25	3.3	ug/Kg		10/07/20 09:18	10/09/20 02:29	1
Dieldrin	ND		25	0.25	ug/Kg		10/07/20 09:18	10/09/20 02:29	1
Endosulfan I	ND		25	0.44	ug/Kg		10/07/20 09:18	10/09/20 02:29	1
Endosulfan II	ND		25	0.31	ug/Kg		10/07/20 09:18	10/09/20 02:29	1
Endosulfan sulfate	ND		25	0.40	ug/Kg		10/07/20 09:18	10/09/20 02:29	1
Endrin	ND		25	0.33	ug/Kg		10/07/20 09:18	10/09/20 02:29	1
Endrin aldehyde	ND		25	0.73	ug/Kg		10/07/20 09:18	10/09/20 02:29	1
Endrin ketone	ND		25	0.48	ug/Kg		10/07/20 09:18	10/09/20 02:29	1
gamma-BHC	ND		25	0.62	ug/Kg		10/07/20 09:18	10/09/20 02:29	1
gamma-Chlordane	ND		25	0.26	ug/Kg		10/07/20 09:18	10/09/20 02:29	1

Method: 8081A - Organochlorine Pesticides (GC) (Continued)

Lab Sample ID: MB 570-100027/1-A
Matrix: Solid
Analysis Batch: 100496

Client Sample ID: Method Blank
Prep Type: Total/NA
Prep Batch: 100027

Analyte	MB Result	MB Qualifier	RL	MDL	Unit	D	Prepared	Analyzed	Dil Fac
Heptachlor	ND		25	0.89	ug/Kg		10/07/20 09:18	10/09/20 02:29	1
Heptachlor epoxide	ND		25	0.67	ug/Kg		10/07/20 09:18	10/09/20 02:29	1
Methoxychlor	ND		25	0.81	ug/Kg		10/07/20 09:18	10/09/20 02:29	1
Toxaphene	ND		130	20	ug/Kg		10/07/20 09:18	10/09/20 02:29	1

Surrogate	*MB %Recovery*	*MB Qualifier*	*Limits*	*Prepared*	*Analyzed*	*Dil Fac*
DCB Decachlorobiphenyl (Surr)	*112*		*20 - 155*	*10/07/20 09:18*	*10/09/20 02:29*	*1*
Tetrachloro-m-xylene	*109*		*25 - 126*	*10/07/20 09:18*	*10/09/20 02:29*	*1*

Lab Sample ID: LCS 570-100027/2-A
Matrix: Solid
Analysis Batch: 100496

Client Sample ID: Lab Control Sample
Prep Type: Total/NA
Prep Batch: 100027

Analyte	Spike Added	LCS Result	LCS Qualifier	Unit	D	%Rec	%Rec. Limits
4,4'-DDD	25.0	25.6		ug/Kg		102	50 - 149
4,4'-DDE	25.0	24.5	J	ug/Kg		98	48 - 144
4,4'-DDT	25.0	23.5	J	ug/Kg		94	37 - 149
Aldrin	25.0	22.7	J	ug/Kg		91	43 - 139
alpha-BHC	25.0	24.0	J	ug/Kg		96	51 - 138
alpha-Chlordane	25.0	23.4	J	ug/Kg		94	47 - 136
beta-BHC	25.0	23.3	J	ug/Kg		93	47 - 135
delta-BHC	25.0	20.7	J	ug/Kg		83	40 - 146
Dieldrin	25.0	23.4	J	ug/Kg		93	48 - 141
Endosulfan I	25.0	22.4	J	ug/Kg		90	43 - 139
Endosulfan II	25.0	23.5	J	ug/Kg		94	48 - 142
Endosulfan sulfate	25.0	23.1	J	ug/Kg		93	47 - 144
Endrin	25.0	24.2	J	ug/Kg		97	35 - 144
Endrin aldehyde	25.0	22.5	J	ug/Kg		90	35 - 138
gamma-BHC	25.0	23.9	J	ug/Kg		96	51 - 137
gamma-Chlordane	25.0	24.6	J	ug/Kg		98	33 - 155
Heptachlor	25.0	23.6	J	ug/Kg		94	47 - 137
Heptachlor epoxide	25.0	23.5	J	ug/Kg		94	49 - 135
Methoxychlor	25.0	23.0	J	ug/Kg		92	39 - 142

Surrogate	*LCS %Recovery*	*LCS Qualifier*	*Limits*
DCB Decachlorobiphenyl (Surr)	*96*		*20 - 155*
Tetrachloro-m-xylene	*91*		*25 - 126*

Lab Sample ID: LCSD 570-100027/3-A
Matrix: Solid
Analysis Batch: 100496

Client Sample ID: Lab Control Sample Dup
Prep Type: Total/NA
Prep Batch: 100027

Analyte	Spike Added	LCSD Result	LCSD Qualifier	Unit	D	%Rec	%Rec. Limits	RPD	RPD Limit
4,4'-DDD	25.0	25.8		ug/Kg		103	50 - 149	1	17
4,4'-DDE	25.0	24.8	J	ug/Kg		99	48 - 144	1	18
4,4'-DDT	25.0	23.7	J	ug/Kg		95	37 - 149	1	17
Aldrin	25.0	22.8	J	ug/Kg		91	43 - 139	1	15
alpha-BHC	25.0	24.2	J	ug/Kg		97	51 - 138	1	17

Method: 8081A - Organochlorine Pesticides (GC) (Continued)

Lab Sample ID: LCSD 570-100027/3-A
Matrix: Solid
Analysis Batch: 100496

Client Sample ID: Lab Control Sample Dup
Prep Type: Total/NA
Prep Batch: 100027

Analyte			Spike Added	LCSD Result	LCSD Qualifier	Unit	D	%Rec	%Rec. Limits	RPD	RPD Limit
alpha-Chlordane			25.0	23.6	J	ug/Kg		94	47 - 136	1	16
beta-BHC			25.0	23.5	J	ug/Kg		94	47 - 135	1	17
delta-BHC			25.0	20.9	J	ug/Kg		83	40 - 146	1	20
Dieldrin			25.0	23.5	J	ug/Kg		94	48 - 141	1	16
Endosulfan I			25.0	22.5	J	ug/Kg		90	43 - 139	1	16
Endosulfan II			25.0	23.5	J	ug/Kg		94	48 - 142	0	16
Endosulfan sulfate			25.0	23.3	J	ug/Kg		93	47 - 144	1	16
Endrin			25.0	24.4	J	ug/Kg		97	35 - 144	1	18
Endrin aldehyde			25.0	22.7	J	ug/Kg		91	35 - 138	1	13
gamma-BHC			25.0	24.1	J	ug/Kg		96	51 - 137	1	17
gamma-Chlordane			25.0	24.9	J	ug/Kg		100	33 - 155	1	59
Heptachlor			25.0	23.8	J	ug/Kg		95	47 - 137	1	17
Heptachlor epoxide			25.0	23.7	J	ug/Kg		95	49 - 135	1	17
Methoxychlor			25.0	23.1	J	ug/Kg		92	39 - 142	0	17

Surrogate	*LCSD %Recovery*	*LCSD Qualifier*	*Limits*
DCB Decachlorobiphenyl (Surr)	*98*		*20 - 155*
Tetrachloro-m-xylene	*93*		*25 - 126*

Lab Sample ID: 440-272679-18 MS
Matrix: Solid
Analysis Batch: 100496

Client Sample ID: JC-13-0.5
Prep Type: Total/NA
Prep Batch: 100027

Analyte	Sample Result	Sample Qualifier	Spike Added	MS Result	MS Qualifier	Unit	D	%Rec	%Rec. Limits
4,4'-DDD	ND		25.0	25.7		ug/Kg		103	12 - 180
4,4'-DDE	0.82	J	25.0	28.0		ug/Kg		109	8 - 184
4,4'-DDT	1.1	J p	25.0	26.7		ug/Kg		103	2 - 187
Aldrin	ND		25.0	22.6	J	ug/Kg		91	9 - 153
alpha-BHC	ND		25.0	23.7	J	ug/Kg		95	10 - 149
alpha-Chlordane	4.4	J p	25.0	30.4		ug/Kg		104	9 - 161
beta-BHC	ND		25.0	23.6	J	ug/Kg		95	9 - 156
delta-BHC	ND		25.0	21.1	J	ug/Kg		85	6 - 162
Dieldrin	ND		25.0	24.6	J	ug/Kg		99	11 - 164
Endosulfan I	ND		25.0	22.5	J	ug/Kg		90	4 - 156
Endosulfan II	ND		25.0	23.9	J	ug/Kg		96	12 - 161
Endosulfan sulfate	ND		25.0	23.0	J	ug/Kg		92	10 - 165
Endrin	ND		25.0	24.0	J	ug/Kg		96	6 - 166
Endrin aldehyde	ND		25.0	21.4	J	ug/Kg		86	1 - 156
gamma-BHC	ND		25.0	23.9	J	ug/Kg		96	9 - 154
gamma-Chlordane	4.1	J	25.0	26.0		ug/Kg		88	7 - 177
Heptachlor	ND		25.0	22.9	J	ug/Kg		92	3 - 150
Heptachlor epoxide	ND		25.0	23.2	J	ug/Kg		93	7 - 169
Methoxychlor	ND		25.0	22.7	J	ug/Kg		91	8 - 163

Surrogate	*MS %Recovery*	*MS Qualifier*	*Limits*
DCB Decachlorobiphenyl (Surr)	*85*		*20 - 155*
Tetrachloro-m-xylene	*78*		*25 - 126*

Method: 8081A - Organochlorine Pesticides (GC) (Continued)

Lab Sample ID: 440-272679-18 MSD
Matrix: Solid
Analysis Batch: 100496

Client Sample ID: JC-13-0.5
Prep Type: Total/NA
Prep Batch: 100027

Analyte	Sample Result	Sample Qualifier	Spike Added	MSD Result	MSD Qualifier	Unit	D	%Rec	%Rec. Limits	RPD	RPD Limit
4,4'-DDD	ND		25.1	23.6	J	ug/Kg		94	12 - 180	9	79
4,4'-DDE	0.82	J	25.1	24.6	J	ug/Kg		95	8 - 184	13	76
4,4'-DDT	1.1	J p	25.1	22.9	J	ug/Kg		87	2 - 187	16	78
Aldrin	ND		25.1	19.5	J	ug/Kg		78	9 - 153	15	77
alpha-BHC	ND		25.1	19.4	J	ug/Kg		77	10 - 149	20	85
alpha-Chlordane	4.4	J p	25.1	28.2		ug/Kg		95	9 - 161	7	79
beta-BHC	ND		25.1	20.2	J	ug/Kg		80	9 - 156	16	78
delta-BHC	ND		25.1	18.1	J	ug/Kg		72	6 - 162	16	85
Dieldrin	ND		25.1	21.8	J	ug/Kg		87	11 - 164	12	77
Endosulfan I	ND		25.1	19.2	J	ug/Kg		76	4 - 156	16	77
Endosulfan II	ND		25.1	20.8	J	ug/Kg		83	12 - 161	14	77
Endosulfan sulfate	ND		25.1	19.4	J	ug/Kg		77	10 - 165	17	73
Endrin	ND		25.1	21.1	J	ug/Kg		84	6 - 166	13	82
Endrin aldehyde	ND		25.1	17.9	J	ug/Kg		71	1 - 156	18	83
gamma-BHC	ND		25.1	20.2	J	ug/Kg		81	9 - 154	17	79
gamma-Chlordane	4.1	J	25.1	24.0	J	ug/Kg		79	7 - 177	8	84
Heptachlor	ND		25.1	19.9	J	ug/Kg		79	3 - 150	14	85
Heptachlor epoxide	ND		25.1	20.1	J	ug/Kg		80	7 - 169	14	79
Methoxychlor	ND		25.1	18.9	J	ug/Kg		75	8 - 163	18	78

Surrogate	*MSD %Recovery*	*MSD Qualifier*	*Limits*
DCB Decachlorobiphenyl (Surr)	*84*		*20 - 155*
Tetrachloro-m-xylene	*66*		*25 - 126*

Lab Sample ID: MB 570-100037/1-A
Matrix: Solid
Analysis Batch: 100496

Client Sample ID: Method Blank
Prep Type: Total/NA
Prep Batch: 100037

Analyte	MB Result	MB Qualifier	RL	MDL	Unit	D	Prepared	Analyzed	Dil Fac
4,4'-DDD	ND		25	0.99	ug/Kg		10/07/20 09:27	10/09/20 01:46	1
4,4'-DDE	ND		25	0.54	ug/Kg		10/07/20 09:27	10/09/20 01:46	1
4,4'-DDT	ND		25	0.36	ug/Kg		10/07/20 09:27	10/09/20 01:46	1
Aldrin	ND		25	0.30	ug/Kg		10/07/20 09:27	10/09/20 01:46	1
alpha-BHC	ND		25	3.0	ug/Kg		10/07/20 09:27	10/09/20 01:46	1
alpha-Chlordane	ND		25	1.3	ug/Kg		10/07/20 09:27	10/09/20 01:46	1
beta-BHC	ND		25	3.7	ug/Kg		10/07/20 09:27	10/09/20 01:46	1
Chlordane	ND		130	2.4	ug/Kg		10/07/20 09:27	10/09/20 01:46	1
delta-BHC	ND		25	3.3	ug/Kg		10/07/20 09:27	10/09/20 01:46	1
Dieldrin	ND		25	0.25	ug/Kg		10/07/20 09:27	10/09/20 01:46	1
Endosulfan I	ND		25	0.44	ug/Kg		10/07/20 09:27	10/09/20 01:46	1
Endosulfan II	ND		25	0.31	ug/Kg		10/07/20 09:27	10/09/20 01:46	1
Endosulfan sulfate	ND		25	0.40	ug/Kg		10/07/20 09:27	10/09/20 01:46	1
Endrin	ND		25	0.33	ug/Kg		10/07/20 09:27	10/09/20 01:46	1
Endrin aldehyde	ND		25	0.73	ug/Kg		10/07/20 09:27	10/09/20 01:46	1
Endrin ketone	ND		25	0.48	ug/Kg		10/07/20 09:27	10/09/20 01:46	1
gamma-BHC	ND		25	0.62	ug/Kg		10/07/20 09:27	10/09/20 01:46	1
gamma-Chlordane	ND		25	0.26	ug/Kg		10/07/20 09:27	10/09/20 01:46	1
Heptachlor	ND		25	0.89	ug/Kg		10/07/20 09:27	10/09/20 01:46	1

Method: 8081A - Organochlorine Pesticides (GC) (Continued)

Lab Sample ID: MB 570-100037/1-A
Matrix: Solid
Analysis Batch: 100496

Client Sample ID: Method Blank
Prep Type: Total/NA
Prep Batch: 100037

Analyte	MB Result	MB Qualifier	RL	MDL	Unit	D	Prepared	Analyzed	Dil Fac
Heptachlor epoxide	ND		25	0.67	ug/Kg		10/07/20 09:27	10/09/20 01:46	1
Methoxychlor	ND		25	0.81	ug/Kg		10/07/20 09:27	10/09/20 01:46	1
Toxaphene	ND		130	20	ug/Kg		10/07/20 09:27	10/09/20 01:46	1

Surrogate	*MB %Recovery*	*MB Qualifier*	*Limits*	*Prepared*	*Analyzed*	*Dil Fac*
DCB Decachlorobiphenyl (Surr)	*99*		*20 - 155*	*10/07/20 09:27*	*10/09/20 01:46*	*1*
Tetrachloro-m-xylene	*91*		*25 - 126*	*10/07/20 09:27*	*10/09/20 01:46*	*1*

Lab Sample ID: LCS 570-100037/2-A
Matrix: Solid
Analysis Batch: 100496

Client Sample ID: Lab Control Sample
Prep Type: Total/NA
Prep Batch: 100037

Analyte	Spike Added	LCS Result	LCS Qualifier	Unit	D	%Rec	%Rec. Limits
4,4'-DDD	25.0	24.3	J	ug/Kg		97	50 - 149
4,4'-DDE	25.0	22.8	J	ug/Kg		91	48 - 144
4,4'-DDT	25.0	22.2	J	ug/Kg		89	37 - 149
Aldrin	25.0	20.7	J	ug/Kg		83	43 - 139
alpha-BHC	25.0	22.4	J	ug/Kg		90	51 - 138
alpha-Chlordane	25.0	21.9	J	ug/Kg		88	47 - 136
beta-BHC	25.0	21.8	J	ug/Kg		87	47 - 135
delta-BHC	25.0	19.3	J	ug/Kg		77	40 - 146
Dieldrin	25.0	21.9	J	ug/Kg		88	48 - 141
Endosulfan I	25.0	21.0	J	ug/Kg		84	43 - 139
Endosulfan II	25.0	22.6	J	ug/Kg		91	48 - 142
Endosulfan sulfate	25.0	22.3	J	ug/Kg		89	47 - 144
Endrin	25.0	22.7	J	ug/Kg		91	35 - 144
Endrin aldehyde	25.0	21.0	J	ug/Kg		84	35 - 138
gamma-BHC	25.0	22.3	J	ug/Kg		89	51 - 137
gamma-Chlordane	25.0	22.0	J	ug/Kg		88	33 - 155
Heptachlor	25.0	22.0	J	ug/Kg		88	47 - 137
Heptachlor epoxide	25.0	22.2	J	ug/Kg		89	49 - 135
Methoxychlor	25.0	21.9	J	ug/Kg		88	39 - 142

Surrogate	*LCS %Recovery*	*LCS Qualifier*	*Limits*
DCB Decachlorobiphenyl (Surr)	*85*		*20 - 155*
Tetrachloro-m-xylene	*78*		*25 - 126*

Lab Sample ID: LCSD 570-100037/3-A
Matrix: Solid
Analysis Batch: 100496

Client Sample ID: Lab Control Sample Dup
Prep Type: Total/NA
Prep Batch: 100037

Analyte	Spike Added	LCSD Result	LCSD Qualifier	Unit	D	%Rec	%Rec. Limits	RPD	RPD Limit
4,4'-DDD	25.0	24.3	J	ug/Kg		97	50 - 149	0	17
4,4'-DDE	25.0	23.0	J	ug/Kg		92	48 - 144	1	18
4,4'-DDT	25.0	22.7	J	ug/Kg		91	37 - 149	2	17
Aldrin	25.0	20.9	J	ug/Kg		83	43 - 139	1	15
alpha-BHC	25.0	22.5	J	ug/Kg		90	51 - 138	1	17
alpha-Chlordane	25.0	22.0	J	ug/Kg		88	47 - 136	1	16

Method: 8081A - Organochlorine Pesticides (GC) (Continued)

Lab Sample ID: LCSD 570-100037/3-A
Matrix: Solid
Analysis Batch: 100496

Client Sample ID: Lab Control Sample Dup
Prep Type: Total/NA
Prep Batch: 100037

Analyte			Spike Added	LCSD Result	LCSD Qualifier	Unit	D	%Rec	%Rec. Limits	RPD	RPD Limit
beta-BHC			25.0	22.0	J	ug/Kg		88	47 - 135	1	17
delta-BHC			25.0	19.5	J	ug/Kg		78	40 - 146	1	20
Dieldrin			25.0	22.0	J	ug/Kg		88	48 - 141	0	16
Endosulfan I			25.0	21.1	J	ug/Kg		85	43 - 139	1	16
Endosulfan II			25.0	22.8	J	ug/Kg		91	48 - 142	1	16
Endosulfan sulfate			25.0	22.5	J	ug/Kg		90	47 - 144	1	16
Endrin			25.0	22.9	J	ug/Kg		92	35 - 144	1	18
Endrin aldehyde			25.0	21.1	J	ug/Kg		85	35 - 138	1	13
gamma-BHC			25.0	22.5	J	ug/Kg		90	51 - 137	1	17
gamma-Chlordane			25.0	22.2	J	ug/Kg		89	33 - 155	1	59
Heptachlor			25.0	22.2	J	ug/Kg		89	47 - 137	1	17
Heptachlor epoxide			25.0	22.3	J	ug/Kg		89	49 - 135	0	17
Methoxychlor			25.0	22.4	J	ug/Kg		90	39 - 142	2	17

Surrogate	*LCSD %Recovery*	*LCSD Qualifier*	*Limits*
DCB Decachlorobiphenyl (Surr)	*85*		*20 - 155*
Tetrachloro-m-xylene	*78*		*25 - 126*

Lab Sample ID: 440-272679-26 MS
Matrix: Solid
Analysis Batch: 100496

Client Sample ID: JC-15-0.5
Prep Type: Total/NA
Prep Batch: 100037

Analyte	Sample Result	Sample Qualifier	Spike Added	MS Result	MS Qualifier	Unit	D	%Rec	%Rec. Limits
4,4'-DDD	ND		25.1	25.3		ug/Kg		101	12 - 180
4,4'-DDE	ND		25.1	24.3	J	ug/Kg		97	8 - 184
4,4'-DDT	ND		25.1	21.5	J	ug/Kg		86	2 - 187
Aldrin	ND		25.1	20.9	J	ug/Kg		83	9 - 153
alpha-BHC	ND		25.1	23.3	J	ug/Kg		93	10 - 149
alpha-Chlordane	ND		25.1	22.0	J	ug/Kg		88	9 - 161
beta-BHC	ND		25.1	23.1	J	ug/Kg		92	9 - 156
delta-BHC	ND		25.1	20.2	J	ug/Kg		81	6 - 162
Dieldrin	ND		25.1	22.5	J	ug/Kg		90	11 - 164
Endosulfan I	ND		25.1	21.2	J	ug/Kg		85	4 - 156
Endosulfan II	ND		25.1	23.6	J	ug/Kg		94	12 - 161
Endosulfan sulfate	ND		25.1	22.8	J	ug/Kg		91	10 - 165
Endrin	ND		25.1	23.2	J	ug/Kg		93	6 - 166
Endrin aldehyde	ND		25.1	21.1	J	ug/Kg		84	1 - 156
gamma-BHC	ND		25.1	23.0	J	ug/Kg		92	9 - 154
gamma-Chlordane	ND		25.1	21.6	J	ug/Kg		86	7 - 177
Heptachlor	ND		25.1	22.3	J	ug/Kg		89	3 - 150
Heptachlor epoxide	ND		25.1	23.2	J	ug/Kg		93	7 - 169
Methoxychlor	ND		25.1	20.6	J	ug/Kg		82	8 - 163

Surrogate	*MS %Recovery*	*MS Qualifier*	*Limits*
DCB Decachlorobiphenyl (Surr)	*78*		*20 - 155*
Tetrachloro-m-xylene	*76*		*25 - 126*

Method: 8081A - Organochlorine Pesticides (GC) (Continued)

Lab Sample ID: 440-272679-26 MSD
Matrix: Solid
Analysis Batch: 100496

Client Sample ID: JC-15-0.5
Prep Type: Total/NA
Prep Batch: 100037

Analyte	Sample Result	Sample Qualifier	Spike Added	MSD Result	MSD Qualifier	Unit	D	%Rec	%Rec. Limits	RPD	RPD Limit
4,4'-DDD	ND		25.0	29.4		ug/Kg		118	12 - 180	15	79
4,4'-DDE	ND		25.0	29.4		ug/Kg		118	8 - 184	19	76
4,4'-DDT	ND		25.0	26.3		ug/Kg		105	2 - 187	20	78
Aldrin	ND		25.0	24.1	J	ug/Kg		96	9 - 153	14	77
alpha-BHC	ND		25.0	25.3		ug/Kg		101	10 - 149	8	85
alpha-Chlordane	ND		25.0	25.6		ug/Kg		102	9 - 161	15	79
beta-BHC	ND		25.0	26.0		ug/Kg		104	9 - 156	12	78
delta-BHC	ND		25.0	23.4	J	ug/Kg		94	6 - 162	15	85
Dieldrin	ND		25.0	26.0		ug/Kg		104	11 - 164	14	77
Endosulfan I	ND		25.0	24.3	J	ug/Kg		97	4 - 156	14	77
Endosulfan II	ND		25.0	26.3		ug/Kg		105	12 - 161	11	77
Endosulfan sulfate	ND		25.0	25.6		ug/Kg		102	10 - 165	12	73
Endrin	ND		25.0	26.2		ug/Kg		105	6 - 166	12	82
Endrin aldehyde	ND		25.0	23.5	J	ug/Kg		94	1 - 156	11	83
gamma-BHC	ND		25.0	24.7	J	ug/Kg		99	9 - 154	7	79
gamma-Chlordane	ND		25.0	25.2		ug/Kg		101	7 - 177	16	84
Heptachlor	ND		25.0	25.1		ug/Kg		100	3 - 150	12	85
Heptachlor epoxide	ND		25.0	28.1		ug/Kg		112	7 - 169	19	79
Methoxychlor	ND		25.0	24.5	J	ug/Kg		98	8 - 163	17	78

Surrogate	*MSD %Recovery*	*MSD Qualifier*	*Limits*
DCB Decachlorobiphenyl (Surr)	*92*		*20 - 155*
Tetrachloro-m-xylene	*85*		*25 - 126*

Method: 8082 - Polychlorinated Biphenyls (PCBs) by Gas Chromatography

Lab Sample ID: MB 570-100037/1-A
Matrix: Solid
Analysis Batch: 100187

Client Sample ID: Method Blank
Prep Type: Total/NA
Prep Batch: 100037

Analyte	MB Result	MB Qualifier	RL	MDL	Unit	D	Prepared	Analyzed	Dil Fac
Aroclor-1016	ND		50	39	ug/Kg		10/07/20 09:27	10/09/20 00:49	1
Aroclor-1221	ND		50	39	ug/Kg		10/07/20 09:27	10/09/20 00:49	1
Aroclor-1232	ND		50	39	ug/Kg		10/07/20 09:27	10/09/20 00:49	1
Aroclor-1242	ND		50	39	ug/Kg		10/07/20 09:27	10/09/20 00:49	1
Aroclor-1248	ND		50	39	ug/Kg		10/07/20 09:27	10/09/20 00:49	1
Aroclor-1254	ND		50	25	ug/Kg		10/07/20 09:27	10/09/20 00:49	1
Aroclor-1260	ND		50	25	ug/Kg		10/07/20 09:27	10/09/20 00:49	1
Aroclor-1262	ND		50	25	ug/Kg		10/07/20 09:27	10/09/20 00:49	1
Aroclor-1268	ND		50	25	ug/Kg		10/07/20 09:27	10/09/20 00:49	1

Surrogate	*MB %Recovery*	*MB Qualifier*	*Limits*	*Prepared*	*Analyzed*	*Dil Fac*
DCB Decachlorobiphenyl (Surr)	*96*		*20 - 155*	*10/07/20 09:27*	*10/09/20 00:49*	*1*
Tetrachloro-m-xylene (Surr)	*96*		*25 - 126*	*10/07/20 09:27*	*10/09/20 00:49*	*1*

Method: 8082 - Polychlorinated Biphenyls (PCBs) by Gas Chromatography (Continued)

Lab Sample ID: LCS 570-100037/4-A
Matrix: Solid
Analysis Batch: 100187

Client Sample ID: Lab Control Sample
Prep Type: Total/NA
Prep Batch: 100037

Analyte			Spike Added	LCS Result	LCS Qualifier	Unit	D	%Rec	%Rec. Limits		
Aroclor-1016			100	90.5		ug/Kg		91	50 - 142		
Aroclor-1260			100	91.1		ug/Kg		91	50 - 150		

Surrogate	*LCS %Recovery*	*LCS Qualifier*	*Limits*
DCB Decachlorobiphenyl (Surr)	*92*		*20 - 155*
Tetrachloro-m-xylene (Surr)	*93*		*25 - 126*

Lab Sample ID: LCSD 570-100037/5-A
Matrix: Solid
Analysis Batch: 100187

Client Sample ID: Lab Control Sample Dup
Prep Type: Total/NA
Prep Batch: 100037

Analyte			Spike Added	LCSD Result	LCSD Qualifier	Unit	D	%Rec	%Rec. Limits	RPD	RPD Limit
Aroclor-1016			100	96.6		ug/Kg		97	50 - 142	7	30
Aroclor-1260			100	95.8		ug/Kg		96	50 - 150	5	30

Surrogate	*LCSD %Recovery*	*LCSD Qualifier*	*Limits*
DCB Decachlorobiphenyl (Surr)	*98*		*20 - 155*
Tetrachloro-m-xylene (Surr)	*98*		*25 - 126*

Lab Sample ID: 440-272679-26 MS
Matrix: Solid
Analysis Batch: 100187

Client Sample ID: JC-15-0.5
Prep Type: Total/NA
Prep Batch: 100037

Analyte	Sample Result	Sample Qualifier	Spike Added	MS Result	MS Qualifier	Unit	D	%Rec	%Rec. Limits		
Aroclor-1016	ND		99.3	92.5		ug/Kg		93	20 - 175		
Aroclor-1260	ND		99.3	92.0		ug/Kg		93	20 - 180		

Surrogate	*MS %Recovery*	*MS Qualifier*	*Limits*
DCB Decachlorobiphenyl (Surr)	*94*		*20 - 155*
Tetrachloro-m-xylene (Surr)	*96*		*25 - 126*

Lab Sample ID: 440-272679-26 MSD
Matrix: Solid
Analysis Batch: 100187

Client Sample ID: JC-15-0.5
Prep Type: Total/NA
Prep Batch: 100037

Analyte	Sample Result	Sample Qualifier	Spike Added	MSD Result	MSD Qualifier	Unit	D	%Rec	%Rec. Limits	RPD	RPD Limit
Aroclor-1016	ND		100	91.0		ug/Kg		91	20 - 175	2	40
Aroclor-1260	ND		100	90.4		ug/Kg		90	20 - 180	2	40

Surrogate	*MSD %Recovery*	*MSD Qualifier*	*Limits*
DCB Decachlorobiphenyl (Surr)	*93*		*20 - 155*
Tetrachloro-m-xylene (Surr)	*94*		*25 - 126*

Method: 8082 - Polychlorinated Biphenyls (PCBs) by Gas Chromatography (Continued)

Lab Sample ID: MB 570-100040/1-A
Matrix: Solid
Analysis Batch: 100338

Client Sample ID: Method Blank
Prep Type: Total/NA
Prep Batch: 100040

Analyte	MB Result	MB Qualifier	RL	MDL	Unit	D	Prepared	Analyzed	Dil Fac
Aroclor-1016	ND		50	39	ug/Kg		10/07/20 09:36	10/08/20 13:46	1
Aroclor-1221	ND		50	39	ug/Kg		10/07/20 09:36	10/08/20 13:46	1
Aroclor-1232	ND		50	39	ug/Kg		10/07/20 09:36	10/08/20 13:46	1
Aroclor-1242	ND		50	39	ug/Kg		10/07/20 09:36	10/08/20 13:46	1
Aroclor-1248	ND		50	39	ug/Kg		10/07/20 09:36	10/08/20 13:46	1
Aroclor-1254	ND		50	25	ug/Kg		10/07/20 09:36	10/08/20 13:46	1
Aroclor-1260	ND		50	25	ug/Kg		10/07/20 09:36	10/08/20 13:46	1
Aroclor-1262	ND		50	25	ug/Kg		10/07/20 09:36	10/08/20 13:46	1
Aroclor-1268	ND		50	25	ug/Kg		10/07/20 09:36	10/08/20 13:46	1

Surrogate	*MB %Recovery*	*MB Qualifier*	*Limits*	*Prepared*	*Analyzed*	*Dil Fac*
DCB Decachlorobiphenyl (Surr)	*87*		*20 - 155*	*10/07/20 09:36*	*10/08/20 13:46*	*1*
Tetrachloro-m-xylene (Surr)	*90*		*25 - 126*	*10/07/20 09:36*	*10/08/20 13:46*	*1*

Lab Sample ID: LCS 570-100040/2-A
Matrix: Solid
Analysis Batch: 100338

Client Sample ID: Lab Control Sample
Prep Type: Total/NA
Prep Batch: 100040

Analyte			Spike Added	LCS Result	LCS Qualifier	Unit	D	%Rec	%Rec. Limits		
Aroclor-1016			100	85.0		ug/Kg		85	50 - 142		
Aroclor-1260			100	65.0		ug/Kg		65	50 - 150		

Surrogate	*LCS %Recovery*	*LCS Qualifier*	*Limits*
DCB Decachlorobiphenyl (Surr)	*92*		*20 - 155*
Tetrachloro-m-xylene (Surr)	*89*		*25 - 126*

Lab Sample ID: LCSD 570-100040/3-A
Matrix: Solid
Analysis Batch: 100338

Client Sample ID: Lab Control Sample Dup
Prep Type: Total/NA
Prep Batch: 100040

Analyte			Spike Added	LCSD Result	LCSD Qualifier	Unit	D	%Rec	%Rec. Limits	RPD	RPD Limit
Aroclor-1016			100	90.2		ug/Kg		90	50 - 142	6	30
Aroclor-1260			100	74.8		ug/Kg		75	50 - 150	14	30

Surrogate	*LCSD %Recovery*	*LCSD Qualifier*	*Limits*
DCB Decachlorobiphenyl (Surr)	*99*		*20 - 155*
Tetrachloro-m-xylene (Surr)	*90*		*25 - 126*

Lab Sample ID: 440-272679-40 MS
Matrix: Solid
Analysis Batch: 100338

Client Sample ID: JC-18-3.0
Prep Type: Total/NA
Prep Batch: 100040

Analyte	Sample Result	Sample Qualifier	Spike Added	MS Result	MS Qualifier	Unit	D	%Rec	%Rec. Limits		
Aroclor-1016	ND		99.3	77.6		ug/Kg		78	20 - 175		
Aroclor-1260	ND		99.3	71.4		ug/Kg		72	20 - 180		

Method: 8082 - Polychlorinated Biphenyls (PCBs) by Gas Chromatography (Continued)

Lab Sample ID: 440-272679-40 MS
Matrix: Solid
Analysis Batch: 100338

Client Sample ID: JC-18-3.0
Prep Type: Total/NA
Prep Batch: 100040

Surrogate	MS %Recovery	MS Qualifier	Limits
DCB Decachlorobiphenyl (Surr)	92		20 - 155
Tetrachloro-m-xylene (Surr)	77		25 - 126

Lab Sample ID: 440-272679-40 MSD
Matrix: Solid
Analysis Batch: 100338

Client Sample ID: JC-18-3.0
Prep Type: Total/NA
Prep Batch: 100040

Analyte	Sample Result	Sample Qualifier	Spike Added	MSD Result	MSD Qualifier	Unit	D	%Rec	%Rec. Limits	RPD	RPD Limit
Aroclor-1016	ND		99.2	77.7		ug/Kg		78	20 - 175	0	40
Aroclor-1260	ND		99.2	72.4		ug/Kg		73	20 - 180	1	40

Surrogate	MSD %Recovery	MSD Qualifier	Limits
DCB Decachlorobiphenyl (Surr)	93		20 - 155
Tetrachloro-m-xylene (Surr)	78		25 - 126

Method: 6010B - Metals (ICP)

Lab Sample ID: MB 440-626781/1-A ^5
Matrix: Solid
Analysis Batch: 627056

Client Sample ID: Method Blank
Prep Type: Total/NA
Prep Batch: 626781

Analyte	MB Result	MB Qualifier	RL	MDL	Unit	D	Prepared	Analyzed	Dil Fac
Antimony	ND		10	5.0	mg/Kg		10/07/20 09:30	10/08/20 12:30	5
Arsenic	ND		3.0	1.5	mg/Kg		10/07/20 09:30	10/08/20 12:30	5
Barium	ND		1.5	0.75	mg/Kg		10/07/20 09:30	10/08/20 12:30	5
Beryllium	ND		0.50	0.25	mg/Kg		10/07/20 09:30	10/08/20 12:30	5
Cadmium	ND		0.50	0.25	mg/Kg		10/07/20 09:30	10/08/20 12:30	5
Chromium	ND		1.0	0.50	mg/Kg		10/07/20 09:30	10/08/20 12:30	5
Cobalt	ND		1.0	0.50	mg/Kg		10/07/20 09:30	10/08/20 12:30	5
Copper	ND		2.0	1.1	mg/Kg		10/07/20 09:30	10/08/20 12:30	5
Lead	ND		2.0	1.0	mg/Kg		10/07/20 09:30	10/08/20 12:30	5
Molybdenum	ND		2.0	1.0	mg/Kg		10/07/20 09:30	10/08/20 12:30	5
Nickel	ND		2.0	1.0	mg/Kg		10/07/20 09:30	10/08/20 12:30	5
Selenium	ND		3.0	1.7	mg/Kg		10/07/20 09:30	10/08/20 12:30	5
Silver	ND		1.5	0.89	mg/Kg		10/07/20 09:30	10/08/20 12:30	5
Thallium	ND		10	5.0	mg/Kg		10/07/20 09:30	10/08/20 12:30	5
Vanadium	ND		1.0	0.50	mg/Kg		10/07/20 09:30	10/08/20 12:30	5
Zinc	ND		5.0	2.5	mg/Kg		10/07/20 09:30	10/08/20 12:30	5

Lab Sample ID: LCS 440-626781/2-A ^5
Matrix: Solid
Analysis Batch: 627056

Client Sample ID: Lab Control Sample
Prep Type: Total/NA
Prep Batch: 626781

Analyte	Spike Added	LCS Result	LCS Qualifier	Unit	D	%Rec	%Rec. Limits
Antimony	49.5	53.2		mg/Kg		107	80 - 120
Arsenic	49.5	47.8		mg/Kg		97	80 - 120
Barium	49.5	49.7		mg/Kg		100	80 - 120
Beryllium	49.5	48.2		mg/Kg		97	80 - 120
Cadmium	49.5	48.8		mg/Kg		99	80 - 120

Method: 6010B - Metals (ICP) (Continued)

Lab Sample ID: LCS 440-626781/2-A ^5
Matrix: Solid
Analysis Batch: 627056

Client Sample ID: Lab Control Sample
Prep Type: Total/NA
Prep Batch: 626781

Analyte	Spike Added	LCS Result	LCS Qualifier	Unit	D	%Rec	%Rec. Limits
Chromium	49.5	49.7		mg/Kg		100	80 - 120
Cobalt	49.5	49.5		mg/Kg		100	80 - 120
Copper	49.5	49.3		mg/Kg		100	80 - 120
Lead	49.5	49.1		mg/Kg		99	80 - 120
Molybdenum	49.5	51.2		mg/Kg		104	80 - 120
Nickel	49.5	49.7		mg/Kg		100	80 - 120
Selenium	49.5	46.3		mg/Kg		94	80 - 120
Silver	24.8	24.5		mg/Kg		99	80 - 120
Thallium	49.5	47.7		mg/Kg		96	80 - 120
Vanadium	49.5	48.9		mg/Kg		99	80 - 120
Zinc	49.5	48.3		mg/Kg		98	80 - 120

Lab Sample ID: 440-272679-9 MS
Matrix: Solid
Analysis Batch: 627056

Client Sample ID: JC-23-0.5
Prep Type: Total/NA
Prep Batch: 626781

Analyte	Sample Result	Sample Qualifier	Spike Added	MS Result	MS Qualifier	Unit	D	%Rec	%Rec. Limits
Antimony	ND	F1	49.5	30.9	F1	mg/Kg		62	75 - 125
Arsenic	5.3		49.5	47.7		mg/Kg		86	75 - 125
Barium	89		49.5	133		mg/Kg		90	75 - 125
Beryllium	ND		49.5	46.3		mg/Kg		94	75 - 125
Cadmium	2.0		49.5	45.5		mg/Kg		88	75 - 125
Chromium	81		49.5	137		mg/Kg		114	75 - 125
Cobalt	20		49.5	63.9		mg/Kg		89	75 - 125
Copper	32		49.5	80.8		mg/Kg		98	75 - 125
Lead	5.4		49.5	48.5		mg/Kg		87	75 - 125
Molybdenum	6.8		49.5	53.5		mg/Kg		94	75 - 125
Nickel	80		49.5	125		mg/Kg		91	75 - 125
Selenium	ND		49.5	43.1		mg/Kg		87	75 - 125
Silver	ND		24.8	23.4		mg/Kg		95	75 - 125
Thallium	ND		49.5	40.6		mg/Kg		82	75 - 125
Vanadium	90	F1	49.5	148		mg/Kg		119	75 - 125
Zinc	52		49.5	95.3		mg/Kg		87	75 - 125

Lab Sample ID: 440-272679-9 MSD
Matrix: Solid
Analysis Batch: 627056

Client Sample ID: JC-23-0.5
Prep Type: Total/NA
Prep Batch: 626781

Analyte	Sample Result	Sample Qualifier	Spike Added	MSD Result	MSD Qualifier	Unit	D	%Rec	%Rec. Limits	RPD	RPD Limit
Antimony	ND	F1	49.3	26.3	F1	mg/Kg		53	75 - 125	16	20
Arsenic	5.3		49.3	49.5		mg/Kg		90	75 - 125	4	20
Barium	89		49.3	134		mg/Kg		91	75 - 125	0	20
Beryllium	ND		49.3	46.8		mg/Kg		95	75 - 125	1	20
Cadmium	2.0		49.3	45.8		mg/Kg		89	75 - 125	1	20
Chromium	81		49.3	140		mg/Kg		121	75 - 125	2	20
Cobalt	20		49.3	63.8		mg/Kg		89	75 - 125	0	20
Copper	32		49.3	81.3		mg/Kg		99	75 - 125	1	20
Lead	5.4		49.3	49.7		mg/Kg		90	75 - 125	2	20
Molybdenum	6.8		49.3	53.4		mg/Kg		95	75 - 125	0	20

Method: 6010B - Metals (ICP) (Continued)

Lab Sample ID: 440-272679-9 MSD
Matrix: Solid
Analysis Batch: 627056

Client Sample ID: JC-23-0.5
Prep Type: Total/NA
Prep Batch: 626781

Analyte	Sample Result	Sample Qualifier	Spike Added	MSD Result	MSD Qualifier	Unit	D	%Rec	%Rec. Limits	RPD	RPD Limit
Nickel	80		49.3	125		mg/Kg		92	75 - 125	0	20
Selenium	ND		49.3	43.3		mg/Kg		88	75 - 125	1	20
Silver	ND		24.6	23.6		mg/Kg		96	75 - 125	1	20
Thallium	ND		49.3	41.6		mg/Kg		84	75 - 125	2	20
Vanadium	90	F1	49.3	154	F1	mg/Kg		130	75 - 125	3	20
Zinc	52		49.3	95.3		mg/Kg		88	75 - 125	0	20

Lab Sample ID: MB 440-626811/1-A ^5
Matrix: Solid
Analysis Batch: 627056

Client Sample ID: Method Blank
Prep Type: Total/NA
Prep Batch: 626811

Analyte	MB Result	MB Qualifier	RL	MDL	Unit	D	Prepared	Analyzed	Dil Fac
Antimony	ND		10	5.0	mg/Kg		10/07/20 09:45	10/08/20 13:48	5
Arsenic	ND		3.0	1.5	mg/Kg		10/07/20 09:45	10/08/20 13:48	5
Barium	ND		1.5	0.75	mg/Kg		10/07/20 09:45	10/08/20 13:48	5
Beryllium	ND		0.50	0.25	mg/Kg		10/07/20 09:45	10/08/20 13:48	5
Cadmium	ND		0.50	0.25	mg/Kg		10/07/20 09:45	10/08/20 13:48	5
Chromium	ND		1.0	0.50	mg/Kg		10/07/20 09:45	10/08/20 13:48	5
Cobalt	ND		1.0	0.50	mg/Kg		10/07/20 09:45	10/08/20 13:48	5
Copper	ND		2.0	1.1	mg/Kg		10/07/20 09:45	10/08/20 13:48	5
Lead	ND		2.0	1.0	mg/Kg		10/07/20 09:45	10/08/20 13:48	5
Molybdenum	ND		2.0	1.0	mg/Kg		10/07/20 09:45	10/08/20 13:48	5
Nickel	ND		2.0	1.0	mg/Kg		10/07/20 09:45	10/08/20 13:48	5
Selenium	ND		3.0	1.7	mg/Kg		10/07/20 09:45	10/08/20 13:48	5
Silver	ND		1.5	0.89	mg/Kg		10/07/20 09:45	10/08/20 13:48	5
Thallium	ND		10	5.0	mg/Kg		10/07/20 09:45	10/08/20 13:48	5
Vanadium	ND		1.0	0.50	mg/Kg		10/07/20 09:45	10/08/20 13:48	5
Zinc	ND		5.0	2.5	mg/Kg		10/07/20 09:45	10/08/20 13:48	5

Lab Sample ID: LCS 440-626811/2-A ^5
Matrix: Solid
Analysis Batch: 627056

Client Sample ID: Lab Control Sample
Prep Type: Total/NA
Prep Batch: 626811

Analyte	Spike Added	LCS Result	LCS Qualifier	Unit	D	%Rec	%Rec. Limits
Antimony	49.8	54.4		mg/Kg		109	80 - 120
Arsenic	49.8	49.1		mg/Kg		99	80 - 120
Barium	49.8	50.7		mg/Kg		102	80 - 120
Beryllium	49.8	49.3		mg/Kg		99	80 - 120
Cadmium	49.8	50.1		mg/Kg		101	80 - 120
Chromium	49.8	51.3		mg/Kg		103	80 - 120
Cobalt	49.8	50.5		mg/Kg		101	80 - 120
Copper	49.8	50.7		mg/Kg		102	80 - 120
Lead	49.8	50.0		mg/Kg		101	80 - 120
Molybdenum	49.8	52.9		mg/Kg		106	80 - 120
Nickel	49.8	50.8		mg/Kg		102	80 - 120
Selenium	49.8	46.9		mg/Kg		94	80 - 120
Silver	24.9	25.0		mg/Kg		101	80 - 120
Thallium	49.8	49.6		mg/Kg		100	80 - 120
Vanadium	49.8	50.2		mg/Kg		101	80 - 120

Method: 6010B - Metals (ICP) (Continued)

Lab Sample ID: LCS 440-626811/2-A ^5
Matrix: Solid
Analysis Batch: 627056

Client Sample ID: Lab Control Sample
Prep Type: Total/NA
Prep Batch: 626811

Analyte	Spike Added	LCS Result	LCS Qualifier	Unit	D	%Rec	%Rec. Limits
Zinc	49.8	49.5		mg/Kg		99	80 - 120

Lab Sample ID: 440-272679-34 MS
Matrix: Solid
Analysis Batch: 627056

Client Sample ID: JC-17-0.5
Prep Type: Total/NA
Prep Batch: 626811

Analyte	Sample Result	Sample Qualifier	Spike Added	MS Result	MS Qualifier	Unit	D	%Rec	%Rec. Limits
Antimony	ND	F1	49.3	30.2	F1	mg/Kg		61	75 - 125
Arsenic	2.7	J	49.3	46.6		mg/Kg		89	75 - 125
Barium	51		49.3	96.2		mg/Kg		91	75 - 125
Beryllium	0.32	J	49.3	47.8		mg/Kg		96	75 - 125
Cadmium	2.5		49.3	46.6		mg/Kg		89	75 - 125
Chromium	61		49.3	113		mg/Kg		106	75 - 125
Cobalt	17		49.3	61.8		mg/Kg		92	75 - 125
Copper	21		49.3	70.9		mg/Kg		101	75 - 125
Lead	4.0		49.3	49.2		mg/Kg		92	75 - 125
Molybdenum	3.4		49.3	51.4		mg/Kg		97	75 - 125
Nickel	55		49.3	101		mg/Kg		93	75 - 125
Selenium	ND		49.3	42.8		mg/Kg		87	75 - 125
Silver	ND		24.6	24.1		mg/Kg		98	75 - 125
Thallium	ND		49.3	41.5		mg/Kg		84	75 - 125
Vanadium	63		49.3	112		mg/Kg		100	75 - 125
Zinc	37		49.3	82.1		mg/Kg		91	75 - 125

Lab Sample ID: 440-272679-34 MSD
Matrix: Solid
Analysis Batch: 627056

Client Sample ID: JC-17-0.5
Prep Type: Total/NA
Prep Batch: 626811

Analyte	Sample Result	Sample Qualifier	Spike Added	MSD Result	MSD Qualifier	Unit	D	%Rec	%Rec. Limits	RPD	RPD Limit
Antimony	ND	F1	50.0	30.5	F1	mg/Kg		61	75 - 125	1	20
Arsenic	2.7	J	50.0	47.0		mg/Kg		89	75 - 125	1	20
Barium	51		50.0	95.0		mg/Kg		87	75 - 125	1	20
Beryllium	0.32	J	50.0	48.0		mg/Kg		95	75 - 125	0	20
Cadmium	2.5		50.0	46.9		mg/Kg		89	75 - 125	1	20
Chromium	61		50.0	115		mg/Kg		109	75 - 125	2	20
Cobalt	17		50.0	62.2		mg/Kg		91	75 - 125	1	20
Copper	21		50.0	71.3		mg/Kg		100	75 - 125	1	20
Lead	4.0		50.0	49.4		mg/Kg		91	75 - 125	0	20
Molybdenum	3.4		50.0	52.6		mg/Kg		98	75 - 125	2	20
Nickel	55		50.0	101		mg/Kg		92	75 - 125	0	20
Selenium	ND		50.0	43.2		mg/Kg		86	75 - 125	1	20
Silver	ND		25.0	24.2		mg/Kg		97	75 - 125	1	20
Thallium	ND		50.0	42.8		mg/Kg		86	75 - 125	3	20
Vanadium	63		50.0	114		mg/Kg		102	75 - 125	2	20
Zinc	37		50.0	82.7		mg/Kg		91	75 - 125	1	20

Method: 6010B - Metals (ICP) (Continued)

Lab Sample ID: MB 440-627492/1-B
Matrix: Solid
Analysis Batch: 627698

Client Sample ID: Method Blank
Prep Type: TCLP
Prep Batch: 627606

Analyte	MB Result	MB Qualifier	RL	MDL	Unit	D	Prepared	Analyzed	Dil Fac
Lead	ND		0.10	0.040	mg/L		10/14/20 23:57	10/15/20 13:48	1

Lab Sample ID: LCS 440-627492/2-B
Matrix: Solid
Analysis Batch: 627698

Client Sample ID: Lab Control Sample
Prep Type: TCLP
Prep Batch: 627606

Analyte	Spike Added	LCS Result	LCS Qualifier	Unit	D	%Rec	%Rec. Limits
Lead	2.00	2.00		mg/L		100	80 - 120

Lab Sample ID: 440-273107-A-6-E MS
Matrix: Solid
Analysis Batch: 627698

Client Sample ID: Matrix Spike
Prep Type: TCLP
Prep Batch: 627606

Analyte	Sample Result	Sample Qualifier	Spike Added	MS Result	MS Qualifier	Unit	D	%Rec	%Rec. Limits
Lead	ND		2.00	2.04		mg/L		102	75 - 125

Lab Sample ID: 440-273107-A-6-F MSD
Matrix: Solid
Analysis Batch: 627698

Client Sample ID: Matrix Spike Duplicate
Prep Type: TCLP
Prep Batch: 627606

Analyte	Sample Result	Sample Qualifier	Spike Added	MSD Result	MSD Qualifier	Unit	D	%Rec	%Rec. Limits	RPD	RPD Limit
Lead	ND		2.00	2.05		mg/L		103	75 - 125	1	20

Lab Sample ID: MB 440-627435/1-A ^20
Matrix: Solid
Analysis Batch: 627737

Client Sample ID: Method Blank
Prep Type: STLC Citrate

Analyte	MB Result	MB Qualifier	RL	MDL	Unit	D	Prepared	Analyzed	Dil Fac
Chromium	ND		0.10	0.050	mg/L			10/15/20 17:54	20
Lead	ND		0.10	0.076	mg/L			10/15/20 17:54	20

Lab Sample ID: LCS 440-627435/2-A ^20
Matrix: Solid
Analysis Batch: 627737

Client Sample ID: Lab Control Sample
Prep Type: STLC Citrate

Analyte	Spike Added	LCS Result	LCS Qualifier	Unit	D	%Rec	%Rec. Limits
Chromium	20.0	20.4		mg/L		102	80 - 120
Lead	20.0	19.8		mg/L		99	80 - 120

Lab Sample ID: 440-272679-5 MS
Matrix: Solid
Analysis Batch: 627737

Client Sample ID: JC-10-0.5
Prep Type: STLC Citrate

Analyte	Sample Result	Sample Qualifier	Spike Added	MS Result	MS Qualifier	Unit	D	%Rec	%Rec. Limits
Chromium	0.092	J	20.0	20.6		mg/L		103	75 - 125
Lead	ND		20.0	19.9		mg/L		100	75 - 125

Method: 6010B - Metals (ICP) (Continued)

Lab Sample ID: 440-272679-5 MSD
Matrix: Solid
Analysis Batch: 627737

Client Sample ID: JC-10-0.5
Prep Type: STLC Citrate

Analyte	Sample Result	Sample Qualifier	Spike Added	MSD Result	MSD Qualifier	Unit	D	%Rec	%Rec. Limits	RPD	RPD Limit
Chromium	0.092	J	20.0	20.4		mg/L		101	75 - 125	1	20
Lead	ND		20.0	19.7		mg/L		98	75 - 125	1	20

Method: 6020 - Metals (ICP/MS)

Lab Sample ID: MB 440-626781/1-A ^20
Matrix: Solid
Analysis Batch: 626946

Client Sample ID: Method Blank
Prep Type: Total/NA
Prep Batch: 626781

Analyte	MB Result	MB Qualifier	RL	MDL	Unit	D	Prepared	Analyzed	Dil Fac
Arsenic	ND		0.50	0.25	mg/Kg		10/07/20 09:30	10/07/20 18:23	20

Lab Sample ID: LCS 440-626781/2-A ^20
Matrix: Solid
Analysis Batch: 626946

Client Sample ID: Lab Control Sample
Prep Type: Total/NA
Prep Batch: 626781

Analyte	Spike Added	LCS Result	LCS Qualifier	Unit	D	%Rec	%Rec. Limits
Arsenic	49.5	48.2		mg/Kg		97	80 - 120

Lab Sample ID: 440-272679-9 MS
Matrix: Solid
Analysis Batch: 626946

Client Sample ID: JC-23-0.5
Prep Type: Total/NA
Prep Batch: 626781

Analyte	Sample Result	Sample Qualifier	Spike Added	MS Result	MS Qualifier	Unit	D	%Rec	%Rec. Limits
Arsenic	4.0		49.5	46.7		mg/Kg		86	75 - 125

Lab Sample ID: 440-272679-9 MSD
Matrix: Solid
Analysis Batch: 626946

Client Sample ID: JC-23-0.5
Prep Type: Total/NA
Prep Batch: 626781

Analyte	Sample Result	Sample Qualifier	Spike Added	MSD Result	MSD Qualifier	Unit	D	%Rec	%Rec. Limits	RPD	RPD Limit
Arsenic	4.0		49.3	48.0		mg/Kg		89	75 - 125	3	20

Lab Sample ID: MB 440-626811/1-A ^20
Matrix: Solid
Analysis Batch: 627023

Client Sample ID: Method Blank
Prep Type: Total/NA
Prep Batch: 626811

Analyte	MB Result	MB Qualifier	RL	MDL	Unit	D	Prepared	Analyzed	Dil Fac
Arsenic	ND		0.50	0.25	mg/Kg		10/07/20 09:45	10/08/20 10:05	20

Lab Sample ID: LCS 440-626811/2-A ^20
Matrix: Solid
Analysis Batch: 627023

Client Sample ID: Lab Control Sample
Prep Type: Total/NA
Prep Batch: 626811

Analyte	Spike Added	LCS Result	LCS Qualifier	Unit	D	%Rec	%Rec. Limits
Arsenic	49.8	47.9		mg/Kg		96	80 - 120

Method: 6020 - Metals (ICP/MS) (Continued)

Lab Sample ID: 440-272679-34 MS
Matrix: Solid
Analysis Batch: 627023

Client Sample ID: JC-17-0.5
Prep Type: Total/NA
Prep Batch: 626811

Analyte	Sample Result	Sample Qualifier	Spike Added	MS Result	MS Qualifier	Unit	D	%Rec	%Rec. Limits
Arsenic	2.8		49.3	47.6		mg/Kg		91	75 - 125

Lab Sample ID: 440-272679-34 MSD
Matrix: Solid
Analysis Batch: 627023

Client Sample ID: JC-17-0.5
Prep Type: Total/NA
Prep Batch: 626811

Analyte	Sample Result	Sample Qualifier	Spike Added	MSD Result	MSD Qualifier	Unit	D	%Rec	%Rec. Limits	RPD	RPD Limit
Arsenic	2.8		50.0	47.8		mg/Kg		90	75 - 125	1	20

Method: 7471A - Mercury (CVAA)

Lab Sample ID: MB 440-626748/1-A
Matrix: Solid
Analysis Batch: 626875

Client Sample ID: Method Blank
Prep Type: Total/NA
Prep Batch: 626748

Analyte	MB Result	MB Qualifier	RL	MDL	Unit	D	Prepared	Analyzed	Dil Fac
Mercury	ND		0.020	0.012	mg/Kg		10/06/20 11:45	10/06/20 16:17	1

Lab Sample ID: LCS 440-626748/2-A
Matrix: Solid
Analysis Batch: 626875

Client Sample ID: Lab Control Sample
Prep Type: Total/NA
Prep Batch: 626748

Analyte	Spike Added	LCS Result	LCS Qualifier	Unit	D	%Rec	%Rec. Limits
Mercury	0.400	0.373		mg/Kg		93	80 - 120

Lab Sample ID: 440-272662-B-1-E MS
Matrix: Solid
Analysis Batch: 626875

Client Sample ID: Matrix Spike
Prep Type: Total/NA
Prep Batch: 626748

Analyte	Sample Result	Sample Qualifier	Spike Added	MS Result	MS Qualifier	Unit	D	%Rec	%Rec. Limits
Mercury	0.051		0.392	0.443		mg/Kg		100	75 - 125

Lab Sample ID: 440-272662-B-1-F MSD
Matrix: Solid
Analysis Batch: 626875

Client Sample ID: Matrix Spike Duplicate
Prep Type: Total/NA
Prep Batch: 626748

Analyte	Sample Result	Sample Qualifier	Spike Added	MSD Result	MSD Qualifier	Unit	D	%Rec	%Rec. Limits	RPD	RPD Limit
Mercury	0.051		0.400	0.417		mg/Kg		91	75 - 125	6	20

QC Association Summary

Client: Leighton Consulting Inc
Project/Site: Cabrillo Elementary

Job ID: 440-272679-1
SDG: Cabrillo Elementary

GC/MS VOA

Prep Batch: 99947

Lab Sample ID	Client Sample ID	Prep Type	Matrix	Method	Prep Batch
440-272679-7	JC-10-3.0	Total/NA	Solid	5035	
440-272679-8	JC-10-5.0	Total/NA	Solid	5035	
440-272679-9	JC-23-0.5	Total/NA	Solid	5035	
440-272679-10	JC-23-1.0	Total/NA	Solid	5035	
440-272679-11	JC-23-3.0	Total/NA	Solid	5035	
440-272679-58	JC-11-1.0	Total/NA	Solid	5035	
440-272679-59	JC-11-3.0	Total/NA	Solid	5035	
440-272679-66	JC-25-1.0	Total/NA	Solid	5035	
440-272679-67	JC-25-3.0	Total/NA	Solid	5035	

Analysis Batch: 99997

Lab Sample ID	Client Sample ID	Prep Type	Matrix	Method	Prep Batch
440-272679-7	JC-10-3.0	Total/NA	Solid	8260B	99947
440-272679-8	JC-10-5.0	Total/NA	Solid	8260B	99947
440-272679-9	JC-23-0.5	Total/NA	Solid	8260B	99947
440-272679-10	JC-23-1.0	Total/NA	Solid	8260B	99947
440-272679-11	JC-23-3.0	Total/NA	Solid	8260B	99947
440-272679-58	JC-11-1.0	Total/NA	Solid	8260B	99947
440-272679-59	JC-11-3.0	Total/NA	Solid	8260B	99947
440-272679-66	JC-25-1.0	Total/NA	Solid	8260B	99947
440-272679-67	JC-25-3.0	Total/NA	Solid	8260B	99947
MB 570-99997/7	Method Blank	Total/NA	Solid	8260B	
LCS 570-99997/4	Lab Control Sample	Total/NA	Solid	8260B	
LCSD 570-99997/5	Lab Control Sample Dup	Total/NA	Solid	8260B	

GC VOA

Prep Batch: 99947

Lab Sample ID	Client Sample ID	Prep Type	Matrix	Method	Prep Batch
440-272679-7	JC-10-3.0	Total/NA	Solid	5035	
440-272679-8	JC-10-5.0	Total/NA	Solid	5035	
440-272679-9	JC-23-0.5	Total/NA	Solid	5035	
440-272679-10	JC-23-1.0	Total/NA	Solid	5035	
440-272679-11	JC-23-3.0	Total/NA	Solid	5035	
440-272679-58	JC-11-1.0	Total/NA	Solid	5035	
440-272679-59	JC-11-3.0	Total/NA	Solid	5035	
440-272679-66	JC-25-1.0	Total/NA	Solid	5035	
440-272679-67	JC-25-3.0	Total/NA	Solid	5035	

Analysis Batch: 100006

Lab Sample ID	Client Sample ID	Prep Type	Matrix	Method	Prep Batch
440-272679-7	JC-10-3.0	Total/NA	Solid	8015B	99947
440-272679-8	JC-10-5.0	Total/NA	Solid	8015B	99947
440-272679-9	JC-23-0.5	Total/NA	Solid	8015B	99947
440-272679-10	JC-23-1.0	Total/NA	Solid	8015B	99947
440-272679-11	JC-23-3.0	Total/NA	Solid	8015B	99947
440-272679-58	JC-11-1.0	Total/NA	Solid	8015B	99947
440-272679-59	JC-11-3.0	Total/NA	Solid	8015B	99947
440-272679-66	JC-25-1.0	Total/NA	Solid	8015B	99947
440-272679-67	JC-25-3.0	Total/NA	Solid	8015B	99947
MB 570-100006/6	Method Blank	Total/NA	Solid	8015B	

GC VOA (Continued)

Analysis Batch: 100006 (Continued)

Lab Sample ID	Client Sample ID	Prep Type	Matrix	Method	Prep Batch
LCS 570-100006/3	Lab Control Sample	Total/NA	Solid	8015B	
LCSD 570-100006/4	Lab Control Sample Dup	Total/NA	Solid	8015B	

Analysis Batch: 100380

Lab Sample ID	Client Sample ID	Prep Type	Matrix	Method	Prep Batch
440-272679-68	JC-25-5.0	Total/NA	Solid	8015B	100424
440-272679-69	JC-25-7.0	Total/NA	Solid	8015B	100424
440-272679-70	JC-11-7.0	Total/NA	Solid	8015B	100424
MB 570-100424/3-A	Method Blank	Total/NA	Solid	8015B	100424
LCS 570-100424/1-A	Lab Control Sample	Total/NA	Solid	8015B	100424
LCSD 570-100424/2-A	Lab Control Sample Dup	Total/NA	Solid	8015B	100424
440-272679-68 MS	JC-25-5.0	Total/NA	Solid	8015B	100424
440-272679-68 MSD	JC-25-5.0	Total/NA	Solid	8015B	100424

Prep Batch: 100424

Lab Sample ID	Client Sample ID	Prep Type	Matrix	Method	Prep Batch
440-272679-68	JC-25-5.0	Total/NA	Solid	5030C	
440-272679-69	JC-25-7.0	Total/NA	Solid	5030C	
440-272679-70	JC-11-7.0	Total/NA	Solid	5030C	
MB 570-100424/3-A	Method Blank	Total/NA	Solid	5030C	
LCS 570-100424/1-A	Lab Control Sample	Total/NA	Solid	5030C	
LCSD 570-100424/2-A	Lab Control Sample Dup	Total/NA	Solid	5030C	
440-272679-68 MS	JC-25-5.0	Total/NA	Solid	5030C	
440-272679-68 MSD	JC-25-5.0	Total/NA	Solid	5030C	

GC Semi VOA

Prep Batch: 100027

Lab Sample ID	Client Sample ID	Prep Type	Matrix	Method	Prep Batch
440-272679-1	JC-9-0.5	Total/NA	Solid	3546	
440-272679-2	JC-9-1.0	Total/NA	Solid	3546	
440-272679-5	JC-10-0.5	Total/NA	Solid	3546	
440-272679-6	JC-10-1.0	Total/NA	Solid	3546	
440-272679-8	JC-10-5.0	Total/NA	Solid	3546	
440-272679-9	JC-23-0.5	Total/NA	Solid	3546	
440-272679-10	JC-23-1.0	Total/NA	Solid	3546	
440-272679-11	JC-23-3.0	Total/NA	Solid	3546	
440-272679-12	JC-23-5.0	Total/NA	Solid	3546	
440-272679-13	JC-12-0.5	Total/NA	Solid	3546	
440-272679-14	JC-12-1.0	Total/NA	Solid	3546	
440-272679-15	JC-12-3.0	Total/NA	Solid	3546	
440-272679-16	JC-12-5.0	Total/NA	Solid	3546	
440-272679-17	JC-12-7.0	Total/NA	Solid	3546	
440-272679-18	JC-13-0.5	Total/NA	Solid	3546	
440-272679-19	JC-13-1.0	Total/NA	Solid	3546	
440-272679-22	JC-14-0.5	Total/NA	Solid	3546	
440-272679-23	JC-14-1.0	Total/NA	Solid	3546	
440-272679-57	JC-11-0.5	Total/NA	Solid	3546	
440-272679-58	JC-11-1.0	Total/NA	Solid	3546	
MB 570-100027/1-A	Method Blank	Total/NA	Solid	3546	
LCS 570-100027/2-A	Lab Control Sample	Total/NA	Solid	3546	

GC Semi VOA (Continued)

Prep Batch: 100027 (Continued)

Lab Sample ID	Client Sample ID	Prep Type	Matrix	Method	Prep Batch
LCSD 570-100027/3-A	Lab Control Sample Dup	Total/NA	Solid	3546	
440-272679-18 MS	JC-13-0.5	Total/NA	Solid	3546	
440-272679-18 MSD	JC-13-0.5	Total/NA	Solid	3546	

Prep Batch: 100037

Lab Sample ID	Client Sample ID	Prep Type	Matrix	Method	Prep Batch
440-272679-26	JC-15-0.5	Total/NA	Solid	3546	
440-272679-27	JC-15-1.0	Total/NA	Solid	3546	
440-272679-30	JC-16-0.5	Total/NA	Solid	3546	
440-272679-31	JC-16-1.0	Total/NA	Solid	3546	
440-272679-34	JC-17-0.5	Total/NA	Solid	3546	
440-272679-35	JC-17-1.0	Total/NA	Solid	3546	
440-272679-38	JC-18-0.5	Total/NA	Solid	3546	
440-272679-39	JC-18-1.0	Total/NA	Solid	3546	
440-272679-41	JC-19-0.5	Total/NA	Solid	3546	
440-272679-42	JC-19-1.0	Total/NA	Solid	3546	
440-272679-45	JC-20-0.5	Total/NA	Solid	3546	
440-272679-46	JC-20-1.0	Total/NA	Solid	3546	
440-272679-49	JC-21-0.5	Total/NA	Solid	3546	
440-272679-50	JC-21-1.0	Total/NA	Solid	3546	
440-272679-53	JC-22-0.5	Total/NA	Solid	3546	
440-272679-54	JC-22-1.0	Total/NA	Solid	3546	
440-272679-61	JC-24-0.5	Total/NA	Solid	3546	
440-272679-66	JC-25-1.0	Total/NA	Solid	3546	
440-272679-67	JC-25-3.0	Total/NA	Solid	3546	
MB 570-100037/1-A	Method Blank	Total/NA	Solid	3546	
LCS 570-100037/2-A	Lab Control Sample	Total/NA	Solid	3546	
LCS 570-100037/4-A	Lab Control Sample	Total/NA	Solid	3546	
LCSD 570-100037/3-A	Lab Control Sample Dup	Total/NA	Solid	3546	
LCSD 570-100037/5-A	Lab Control Sample Dup	Total/NA	Solid	3546	
440-272679-26 MS	JC-15-0.5	Total/NA	Solid	3546	
440-272679-26 MS	JC-15-0.5	Total/NA	Solid	3546	
440-272679-26 MSD	JC-15-0.5	Total/NA	Solid	3546	
440-272679-26 MSD	JC-15-0.5	Total/NA	Solid	3546	

Prep Batch: 100040

Lab Sample ID	Client Sample ID	Prep Type	Matrix	Method	Prep Batch
440-272679-28	JC-15-3.0	Total/NA	Solid	3546	
440-272679-32	JC-16-3.0	Total/NA	Solid	3546	
440-272679-36	JC-17-3.0	Total/NA	Solid	3546	
440-272679-40	JC-18-3.0	Total/NA	Solid	3546	
440-272679-43	JC-19-3.0	Total/NA	Solid	3546	
440-272679-47	JC-20-3.0	Total/NA	Solid	3546	
440-272679-65	JC-25-0.5	Total/NA	Solid	3546	
MB 570-100040/1-A	Method Blank	Total/NA	Solid	3546	
LCS 570-100040/2-A	Lab Control Sample	Total/NA	Solid	3546	
LCSD 570-100040/3-A	Lab Control Sample Dup	Total/NA	Solid	3546	
440-272679-40 MS	JC-18-3.0	Total/NA	Solid	3546	
440-272679-40 MSD	JC-18-3.0	Total/NA	Solid	3546	

GC Semi VOA

Analysis Batch: 100122

Lab Sample ID	Client Sample ID	Prep Type	Matrix	Method	Prep Batch
440-272679-7	JC-10-3.0	Total/NA	Solid	8015B	100124
440-272679-8	JC-10-5.0	Total/NA	Solid	8015B	100124
440-272679-9	JC-23-0.5	Total/NA	Solid	8015B	100124
440-272679-10	JC-23-1.0	Total/NA	Solid	8015B	100124
440-272679-11	JC-23-3.0	Total/NA	Solid	8015B	100124
440-272679-58	JC-11-1.0	Total/NA	Solid	8015B	100124
440-272679-59	JC-11-3.0	Total/NA	Solid	8015B	100124
440-272679-66	JC-25-1.0	Total/NA	Solid	8015B	100124
440-272679-67	JC-25-3.0	Total/NA	Solid	8015B	100124
440-272679-68	JC-25-5.0	Total/NA	Solid	8015B	100124
440-272679-69	JC-25-7.0	Total/NA	Solid	8015B	100124
440-272679-70	JC-11-7.0	Total/NA	Solid	8015B	100124
MB 570-100124/1-A	Method Blank	Total/NA	Solid	8015B	100124
LCS 570-100124/2-A	Lab Control Sample	Total/NA	Solid	8015B	100124
LCSD 570-100124/3-A	Lab Control Sample Dup	Total/NA	Solid	8015B	100124
570-40283-A-1-D MS	Matrix Spike	Total/NA	Solid	8015B	100124
570-40283-A-1-E MSD	Matrix Spike Duplicate	Total/NA	Solid	8015B	100124

Prep Batch: 100124

Lab Sample ID	Client Sample ID	Prep Type	Matrix	Method	Prep Batch
440-272679-7	JC-10-3.0	Total/NA	Solid	3550C	
440-272679-8	JC-10-5.0	Total/NA	Solid	3550C	
440-272679-9	JC-23-0.5	Total/NA	Solid	3550C	
440-272679-10	JC-23-1.0	Total/NA	Solid	3550C	
440-272679-11	JC-23-3.0	Total/NA	Solid	3550C	
440-272679-58	JC-11-1.0	Total/NA	Solid	3550C	
440-272679-59	JC-11-3.0	Total/NA	Solid	3550C	
440-272679-66	JC-25-1.0	Total/NA	Solid	3550C	
440-272679-67	JC-25-3.0	Total/NA	Solid	3550C	
440-272679-68	JC-25-5.0	Total/NA	Solid	3550C	
440-272679-69	JC-25-7.0	Total/NA	Solid	3550C	
440-272679-70	JC-11-7.0	Total/NA	Solid	3550C	
MB 570-100124/1-A	Method Blank	Total/NA	Solid	3550C	
LCS 570-100124/2-A	Lab Control Sample	Total/NA	Solid	3550C	
LCSD 570-100124/3-A	Lab Control Sample Dup	Total/NA	Solid	3550C	
570-40283-A-1-D MS	Matrix Spike	Total/NA	Solid	3550C	
570-40283-A-1-E MSD	Matrix Spike Duplicate	Total/NA	Solid	3550C	

Analysis Batch: 100187

Lab Sample ID	Client Sample ID	Prep Type	Matrix	Method	Prep Batch
440-272679-26	JC-15-0.5	Total/NA	Solid	8082	100037
440-272679-27	JC-15-1.0	Total/NA	Solid	8082	100037
440-272679-30	JC-16-0.5	Total/NA	Solid	8082	100037
440-272679-31	JC-16-1.0	Total/NA	Solid	8082	100037
440-272679-34	JC-17-0.5	Total/NA	Solid	8082	100037
440-272679-35	JC-17-1.0	Total/NA	Solid	8082	100037
440-272679-38	JC-18-0.5	Total/NA	Solid	8082	100037
440-272679-39	JC-18-1.0	Total/NA	Solid	8082	100037
440-272679-41	JC-19-0.5	Total/NA	Solid	8082	100037
440-272679-42	JC-19-1.0	Total/NA	Solid	8082	100037
440-272679-45	JC-20-0.5	Total/NA	Solid	8082	100037

GC Semi VOA (Continued)

Analysis Batch: 100187 (Continued)

Lab Sample ID	Client Sample ID	Prep Type	Matrix	Method	Prep Batch
440-272679-46	JC-20-1.0	Total/NA	Solid	8082	100037
440-272679-49	JC-21-0.5	Total/NA	Solid	8082	100037
440-272679-50	JC-21-1.0	Total/NA	Solid	8082	100037
440-272679-53	JC-22-0.5	Total/NA	Solid	8082	100037
440-272679-54	JC-22-1.0	Total/NA	Solid	8082	100037
MB 570-100037/1-A	Method Blank	Total/NA	Solid	8082	100037
LCS 570-100037/4-A	Lab Control Sample	Total/NA	Solid	8082	100037
LCSD 570-100037/5-A	Lab Control Sample Dup	Total/NA	Solid	8082	100037
440-272679-26 MS	JC-15-0.5	Total/NA	Solid	8082	100037
440-272679-26 MSD	JC-15-0.5	Total/NA	Solid	8082	100037

Analysis Batch: 100338

Lab Sample ID	Client Sample ID	Prep Type	Matrix	Method	Prep Batch
440-272679-40	JC-18-3.0	Total/NA	Solid	8082	100040
MB 570-100040/1-A	Method Blank	Total/NA	Solid	8082	100040
LCS 570-100040/2-A	Lab Control Sample	Total/NA	Solid	8082	100040
LCSD 570-100040/3-A	Lab Control Sample Dup	Total/NA	Solid	8082	100040
440-272679-40 MS	JC-18-3.0	Total/NA	Solid	8082	100040
440-272679-40 MSD	JC-18-3.0	Total/NA	Solid	8082	100040

Analysis Batch: 100496

Lab Sample ID	Client Sample ID	Prep Type	Matrix	Method	Prep Batch
440-272679-1	JC-9-0.5	Total/NA	Solid	8081A	100027
440-272679-2	JC-9-1.0	Total/NA	Solid	8081A	100027
440-272679-5	JC-10-0.5	Total/NA	Solid	8081A	100027
440-272679-6	JC-10-1.0	Total/NA	Solid	8081A	100027
440-272679-8	JC-10-5.0	Total/NA	Solid	8081A	100027
440-272679-9	JC-23-0.5	Total/NA	Solid	8081A	100027
440-272679-10	JC-23-1.0	Total/NA	Solid	8081A	100027
440-272679-11	JC-23-3.0	Total/NA	Solid	8081A	100027
440-272679-12	JC-23-5.0	Total/NA	Solid	8081A	100027
440-272679-13	JC-12-0.5	Total/NA	Solid	8081A	100027
440-272679-14	JC-12-1.0	Total/NA	Solid	8081A	100027
440-272679-15	JC-12-3.0	Total/NA	Solid	8081A	100027
440-272679-16	JC-12-5.0	Total/NA	Solid	8081A	100027
440-272679-17	JC-12-7.0	Total/NA	Solid	8081A	100027
440-272679-18	JC-13-0.5	Total/NA	Solid	8081A	100027
440-272679-19	JC-13-1.0	Total/NA	Solid	8081A	100027
440-272679-22	JC-14-0.5	Total/NA	Solid	8081A	100027
440-272679-23	JC-14-1.0	Total/NA	Solid	8081A	100027
440-272679-26	JC-15-0.5	Total/NA	Solid	8081A	100037
440-272679-27	JC-15-1.0	Total/NA	Solid	8081A	100037
440-272679-30	JC-16-0.5	Total/NA	Solid	8081A	100037
440-272679-31	JC-16-1.0	Total/NA	Solid	8081A	100037
440-272679-34	JC-17-0.5	Total/NA	Solid	8081A	100037
440-272679-35	JC-17-1.0	Total/NA	Solid	8081A	100037
440-272679-38	JC-18-0.5	Total/NA	Solid	8081A	100037
440-272679-39	JC-18-1.0	Total/NA	Solid	8081A	100037
440-272679-41	JC-19-0.5	Total/NA	Solid	8081A	100037
440-272679-41	JC-19-0.5	Total/NA	Solid	8081A	100037
440-272679-45	JC-20-0.5	Total/NA	Solid	8081A	100037

GC Semi VOA (Continued)

Analysis Batch: 100496 (Continued)

Lab Sample ID	Client Sample ID	Prep Type	Matrix	Method	Prep Batch
440-272679-46	JC-20-1.0	Total/NA	Solid	8081A	100037
440-272679-49	JC-21-0.5	Total/NA	Solid	8081A	100037
440-272679-54	JC-22-1.0	Total/NA	Solid	8081A	100037
440-272679-57	JC-11-0.5	Total/NA	Solid	8081A	100027
440-272679-58	JC-11-1.0	Total/NA	Solid	8081A	100027
MB 570-100027/1-A	Method Blank	Total/NA	Solid	8081A	100027
MB 570-100037/1-A	Method Blank	Total/NA	Solid	8081A	100037
LCS 570-100027/2-A	Lab Control Sample	Total/NA	Solid	8081A	100027
LCS 570-100037/2-A	Lab Control Sample	Total/NA	Solid	8081A	100037
LCSD 570-100027/3-A	Lab Control Sample Dup	Total/NA	Solid	8081A	100027
LCSD 570-100037/3-A	Lab Control Sample Dup	Total/NA	Solid	8081A	100037
440-272679-18 MS	JC-13-0.5	Total/NA	Solid	8081A	100027
440-272679-18 MSD	JC-13-0.5	Total/NA	Solid	8081A	100027
440-272679-26 MS	JC-15-0.5	Total/NA	Solid	8081A	100037
440-272679-26 MSD	JC-15-0.5	Total/NA	Solid	8081A	100037

Analysis Batch: 100502

Lab Sample ID	Client Sample ID	Prep Type	Matrix	Method	Prep Batch
440-272679-50	JC-21-1.0	Total/NA	Solid	8081A	100037
440-272679-53	JC-22-0.5	Total/NA	Solid	8081A	100037
440-272679-61	JC-24-0.5	Total/NA	Solid	8081A	100037
440-272679-66	JC-25-1.0	Total/NA	Solid	8081A	100037
440-272679-67	JC-25-3.0	Total/NA	Solid	8081A	100037

Analysis Batch: 100640

Lab Sample ID	Client Sample ID	Prep Type	Matrix	Method	Prep Batch
440-272679-28	JC-15-3.0	Total/NA	Solid	8082	100040
440-272679-32	JC-16-3.0	Total/NA	Solid	8082	100040
440-272679-36	JC-17-3.0	Total/NA	Solid	8082	100040
440-272679-43	JC-19-3.0	Total/NA	Solid	8082	100040
440-272679-47	JC-20-3.0	Total/NA	Solid	8082	100040
440-272679-65	JC-25-0.5	Total/NA	Solid	8082	100040

Metals

Prep Batch: 626748

Lab Sample ID	Client Sample ID	Prep Type	Matrix	Method	Prep Batch
440-272679-5	JC-10-0.5	Total/NA	Solid	7471A	
440-272679-6	JC-10-1.0	Total/NA	Solid	7471A	
440-272679-16	JC-12-5.0	Total/NA	Solid	7471A	
440-272679-17	JC-12-7.0	Total/NA	Solid	7471A	
440-272679-68	JC-25-5.0	Total/NA	Solid	7471A	
MB 440-626748/1-A	Method Blank	Total/NA	Solid	7471A	
LCS 440-626748/2-A	Lab Control Sample	Total/NA	Solid	7471A	
440-272662-B-1-E MS	Matrix Spike	Total/NA	Solid	7471A	
440-272662-B-1-F MSD	Matrix Spike Duplicate	Total/NA	Solid	7471A	

Prep Batch: 626781

Lab Sample ID	Client Sample ID	Prep Type	Matrix	Method	Prep Batch
440-272679-1	JC-9-0.5	Total/NA	Solid	3050B	
440-272679-2	JC-9-1.0	Total/NA	Solid	3050B	

Metals (Continued)

Prep Batch: 626781 (Continued)

Lab Sample ID	Client Sample ID	Prep Type	Matrix	Method	Prep Batch
440-272679-5	JC-10-0.5	Total/NA	Solid	3050B	
440-272679-6	JC-10-1.0	Total/NA	Solid	3050B	
440-272679-7	JC-10-3.0	Total/NA	Solid	3050B	
440-272679-9	JC-23-0.5	Total/NA	Solid	3050B	
440-272679-10	JC-23-1.0	Total/NA	Solid	3050B	
440-272679-13	JC-12-0.5	Total/NA	Solid	3050B	
440-272679-14	JC-12-1.0	Total/NA	Solid	3050B	
440-272679-16	JC-12-5.0	Total/NA	Solid	3050B	
440-272679-17	JC-12-7.0	Total/NA	Solid	3050B	
440-272679-18	JC-13-0.5	Total/NA	Solid	3050B	
440-272679-19	JC-13-1.0	Total/NA	Solid	3050B	
440-272679-22	JC-14-0.5	Total/NA	Solid	3050B	
440-272679-23	JC-14-1.0	Total/NA	Solid	3050B	
440-272679-26	JC-15-0.5	Total/NA	Solid	3050B	
440-272679-27	JC-15-1.0	Total/NA	Solid	3050B	
440-272679-30	JC-16-0.5	Total/NA	Solid	3050B	
MB 440-626781/1-A ^20	Method Blank	Total/NA	Solid	3050B	
MB 440-626781/1-A ^5	Method Blank	Total/NA	Solid	3050B	
LCS 440-626781/2-A ^20	Lab Control Sample	Total/NA	Solid	3050B	
LCS 440-626781/2-A ^5	Lab Control Sample	Total/NA	Solid	3050B	
440-272679-9 MS	JC-23-0.5	Total/NA	Solid	3050B	
440-272679-9 MSD	JC-23-0.5	Total/NA	Solid	3050B	

Prep Batch: 626811

Lab Sample ID	Client Sample ID	Prep Type	Matrix	Method	Prep Batch
440-272679-31	JC-16-1.0	Total/NA	Solid	3050B	
440-272679-34	JC-17-0.5	Total/NA	Solid	3050B	
440-272679-35	JC-17-1.0	Total/NA	Solid	3050B	
440-272679-38	JC-18-0.5	Total/NA	Solid	3050B	
440-272679-39	JC-18-1.0	Total/NA	Solid	3050B	
440-272679-45	JC-20-0.5	Total/NA	Solid	3050B	
440-272679-46	JC-20-1.0	Total/NA	Solid	3050B	
440-272679-49	JC-21-0.5	Total/NA	Solid	3050B	
440-272679-50	JC-21-1.0	Total/NA	Solid	3050B	
440-272679-53	JC-22-0.5	Total/NA	Solid	3050B	
440-272679-54	JC-22-1.0	Total/NA	Solid	3050B	
440-272679-57	JC-11-0.5	Total/NA	Solid	3050B	
440-272679-58	JC-11-1.0	Total/NA	Solid	3050B	
440-272679-61	JC-24-0.5	Total/NA	Solid	3050B	
440-272679-62	JC-24-1.0	Total/NA	Solid	3050B	
440-272679-66	JC-25-1.0	Total/NA	Solid	3050B	
440-272679-67	JC-25-3.0	Total/NA	Solid	3050B	
440-272679-68	JC-25-5.0	Total/NA	Solid	3050B	
MB 440-626811/1-A ^20	Method Blank	Total/NA	Solid	3050B	
MB 440-626811/1-A ^5	Method Blank	Total/NA	Solid	3050B	
LCS 440-626811/2-A ^20	Lab Control Sample	Total/NA	Solid	3050B	
LCS 440-626811/2-A ^5	Lab Control Sample	Total/NA	Solid	3050B	
440-272679-34 MS	JC-17-0.5	Total/NA	Solid	3050B	
440-272679-34 MSD	JC-17-0.5	Total/NA	Solid	3050B	

Metals

Analysis Batch: 626875

Lab Sample ID	Client Sample ID	Prep Type	Matrix	Method	Prep Batch
440-272679-5	JC-10-0.5	Total/NA	Solid	7471A	626748
440-272679-6	JC-10-1.0	Total/NA	Solid	7471A	626748
440-272679-16	JC-12-5.0	Total/NA	Solid	7471A	626748
440-272679-17	JC-12-7.0	Total/NA	Solid	7471A	626748
440-272679-68	JC-25-5.0	Total/NA	Solid	7471A	626748
MB 440-626748/1-A	Method Blank	Total/NA	Solid	7471A	626748
LCS 440-626748/2-A	Lab Control Sample	Total/NA	Solid	7471A	626748
440-272662-B-1-E MS	Matrix Spike	Total/NA	Solid	7471A	626748
440-272662-B-1-F MSD	Matrix Spike Duplicate	Total/NA	Solid	7471A	626748

Analysis Batch: 626946

Lab Sample ID	Client Sample ID	Prep Type	Matrix	Method	Prep Batch
440-272679-1	JC-9-0.5	Total/NA	Solid	6020	626781
440-272679-2	JC-9-1.0	Total/NA	Solid	6020	626781
440-272679-9	JC-23-0.5	Total/NA	Solid	6020	626781
440-272679-10	JC-23-1.0	Total/NA	Solid	6020	626781
440-272679-13	JC-12-0.5	Total/NA	Solid	6020	626781
440-272679-14	JC-12-1.0	Total/NA	Solid	6020	626781
440-272679-18	JC-13-0.5	Total/NA	Solid	6020	626781
440-272679-19	JC-13-1.0	Total/NA	Solid	6020	626781
440-272679-22	JC-14-0.5	Total/NA	Solid	6020	626781
440-272679-23	JC-14-1.0	Total/NA	Solid	6020	626781
440-272679-26	JC-15-0.5	Total/NA	Solid	6020	626781
440-272679-27	JC-15-1.0	Total/NA	Solid	6020	626781
440-272679-30	JC-16-0.5	Total/NA	Solid	6020	626781
MB 440-626781/1-A ^20	Method Blank	Total/NA	Solid	6020	626781
LCS 440-626781/2-A ^20	Lab Control Sample	Total/NA	Solid	6020	626781
440-272679-9 MS	JC-23-0.5	Total/NA	Solid	6020	626781
440-272679-9 MSD	JC-23-0.5	Total/NA	Solid	6020	626781

Analysis Batch: 627023

Lab Sample ID	Client Sample ID	Prep Type	Matrix	Method	Prep Batch
440-272679-31	JC-16-1.0	Total/NA	Solid	6020	626811
440-272679-34	JC-17-0.5	Total/NA	Solid	6020	626811
440-272679-35	JC-17-1.0	Total/NA	Solid	6020	626811
440-272679-38	JC-18-0.5	Total/NA	Solid	6020	626811
440-272679-39	JC-18-1.0	Total/NA	Solid	6020	626811
440-272679-45	JC-20-0.5	Total/NA	Solid	6020	626811
440-272679-46	JC-20-1.0	Total/NA	Solid	6020	626811
440-272679-49	JC-21-0.5	Total/NA	Solid	6020	626811
440-272679-50	JC-21-1.0	Total/NA	Solid	6020	626811
440-272679-53	JC-22-0.5	Total/NA	Solid	6020	626811
440-272679-54	JC-22-1.0	Total/NA	Solid	6020	626811
440-272679-57	JC-11-0.5	Total/NA	Solid	6020	626811
440-272679-58	JC-11-1.0	Total/NA	Solid	6020	626811
440-272679-61	JC-24-0.5	Total/NA	Solid	6020	626811
440-272679-62	JC-24-1.0	Total/NA	Solid	6020	626811
440-272679-66	JC-25-1.0	Total/NA	Solid	6020	626811
440-272679-67	JC-25-3.0	Total/NA	Solid	6020	626811
MB 440-626811/1-A ^20	Method Blank	Total/NA	Solid	6020	626811
LCS 440-626811/2-A ^20	Lab Control Sample	Total/NA	Solid	6020	626811

Metals (Continued)

Analysis Batch: 627023 (Continued)

Lab Sample ID	Client Sample ID	Prep Type	Matrix	Method	Prep Batch
440-272679-34 MS	JC-17-0.5	Total/NA	Solid	6020	626811
440-272679-34 MSD	JC-17-0.5	Total/NA	Solid	6020	626811

Analysis Batch: 627056

Lab Sample ID	Client Sample ID	Prep Type	Matrix	Method	Prep Batch
440-272679-5	JC-10-0.5	Total/NA	Solid	6010B	626781
440-272679-6	JC-10-1.0	Total/NA	Solid	6010B	626781
440-272679-7	JC-10-3.0	Total/NA	Solid	6010B	626781
440-272679-9	JC-23-0.5	Total/NA	Solid	6010B	626781
440-272679-10	JC-23-1.0	Total/NA	Solid	6010B	626781
440-272679-13	JC-12-0.5	Total/NA	Solid	6010B	626781
440-272679-14	JC-12-1.0	Total/NA	Solid	6010B	626781
440-272679-16	JC-12-5.0	Total/NA	Solid	6010B	626781
440-272679-17	JC-12-7.0	Total/NA	Solid	6010B	626781
440-272679-18	JC-13-0.5	Total/NA	Solid	6010B	626781
440-272679-19	JC-13-1.0	Total/NA	Solid	6010B	626781
440-272679-22	JC-14-0.5	Total/NA	Solid	6010B	626781
440-272679-23	JC-14-1.0	Total/NA	Solid	6010B	626781
440-272679-26	JC-15-0.5	Total/NA	Solid	6010B	626781
440-272679-27	JC-15-1.0	Total/NA	Solid	6010B	626781
440-272679-30	JC-16-0.5	Total/NA	Solid	6010B	626781
440-272679-31	JC-16-1.0	Total/NA	Solid	6010B	626811
440-272679-34	JC-17-0.5	Total/NA	Solid	6010B	626811
440-272679-35	JC-17-1.0	Total/NA	Solid	6010B	626811
440-272679-38	JC-18-0.5	Total/NA	Solid	6010B	626811
440-272679-39	JC-18-1.0	Total/NA	Solid	6010B	626811
440-272679-45	JC-20-0.5	Total/NA	Solid	6010B	626811
440-272679-46	JC-20-1.0	Total/NA	Solid	6010B	626811
440-272679-49	JC-21-0.5	Total/NA	Solid	6010B	626811
440-272679-50	JC-21-1.0	Total/NA	Solid	6010B	626811
440-272679-53	JC-22-0.5	Total/NA	Solid	6010B	626811
440-272679-54	JC-22-1.0	Total/NA	Solid	6010B	626811
440-272679-57	JC-11-0.5	Total/NA	Solid	6010B	626811
440-272679-58	JC-11-1.0	Total/NA	Solid	6010B	626811
440-272679-61	JC-24-0.5	Total/NA	Solid	6010B	626811
440-272679-62	JC-24-1.0	Total/NA	Solid	6010B	626811
440-272679-66	JC-25-1.0	Total/NA	Solid	6010B	626811
440-272679-67	JC-25-3.0	Total/NA	Solid	6010B	626811
440-272679-68	JC-25-5.0	Total/NA	Solid	6010B	626811
MB 440-626781/1-A ^5	Method Blank	Total/NA	Solid	6010B	626781
MB 440-626811/1-A ^5	Method Blank	Total/NA	Solid	6010B	626811
LCS 440-626781/2-A ^5	Lab Control Sample	Total/NA	Solid	6010B	626781
LCS 440-626811/2-A ^5	Lab Control Sample	Total/NA	Solid	6010B	626811
440-272679-9 MS	JC-23-0.5	Total/NA	Solid	6010B	626781
440-272679-9 MSD	JC-23-0.5	Total/NA	Solid	6010B	626781
440-272679-34 MS	JC-17-0.5	Total/NA	Solid	6010B	626811
440-272679-34 MSD	JC-17-0.5	Total/NA	Solid	6010B	626811

Leach Batch: 627435

Lab Sample ID	Client Sample ID	Prep Type	Matrix	Method	Prep Batch
440-272679-5	JC-10-0.5	STLC Citrate	Solid	CA WET Citrate	

Metals (Continued)

Leach Batch: 627435 (Continued)

Lab Sample ID	Client Sample ID	Prep Type	Matrix	Method	Prep Batch
440-272679-6	JC-10-1.0	STLC Citrate	Solid	CA WET Citrate	
440-272679-16	JC-12-5.0	STLC Citrate	Solid	CA WET Citrate	
440-272679-17	JC-12-7.0	STLC Citrate	Solid	CA WET Citrate	
440-272679-68	JC-25-5.0	STLC Citrate	Solid	CA WET Citrate	
MB 440-627435/1-A ^20	Method Blank	STLC Citrate	Solid	CA WET Citrate	
LCS 440-627435/2-A ^20	Lab Control Sample	STLC Citrate	Solid	CA WET Citrate	
440-272679-5 MS	JC-10-0.5	STLC Citrate	Solid	CA WET Citrate	
440-272679-5 MSD	JC-10-0.5	STLC Citrate	Solid	CA WET Citrate	

Leach Batch: 627492

Lab Sample ID	Client Sample ID	Prep Type	Matrix	Method	Prep Batch
440-272679-17	JC-12-7.0	TCLP	Solid	1311	
MB 440-627492/1-B	Method Blank	TCLP	Solid	1311	
LCS 440-627492/2-B	Lab Control Sample	TCLP	Solid	1311	
440-273107-A-6-E MS	Matrix Spike	TCLP	Solid	1311	
440-273107-A-6-F MSD	Matrix Spike Duplicate	TCLP	Solid	1311	

Prep Batch: 627606

Lab Sample ID	Client Sample ID	Prep Type	Matrix	Method	Prep Batch
440-272679-17	JC-12-7.0	TCLP	Solid	3010A	627492
MB 440-627492/1-B	Method Blank	TCLP	Solid	3010A	627492
LCS 440-627492/2-B	Lab Control Sample	TCLP	Solid	3010A	627492
440-273107-A-6-E MS	Matrix Spike	TCLP	Solid	3010A	627492
440-273107-A-6-F MSD	Matrix Spike Duplicate	TCLP	Solid	3010A	627492

Analysis Batch: 627698

Lab Sample ID	Client Sample ID	Prep Type	Matrix	Method	Prep Batch
440-272679-17	JC-12-7.0	TCLP	Solid	6010B	627606
MB 440-627492/1-B	Method Blank	TCLP	Solid	6010B	627606
LCS 440-627492/2-B	Lab Control Sample	TCLP	Solid	6010B	627606
440-273107-A-6-E MS	Matrix Spike	TCLP	Solid	6010B	627606
440-273107-A-6-F MSD	Matrix Spike Duplicate	TCLP	Solid	6010B	627606

Analysis Batch: 627737

Lab Sample ID	Client Sample ID	Prep Type	Matrix	Method	Prep Batch
440-272679-5	JC-10-0.5	STLC Citrate	Solid	6010B	627435
440-272679-6	JC-10-1.0	STLC Citrate	Solid	6010B	627435
440-272679-16	JC-12-5.0	STLC Citrate	Solid	6010B	627435
440-272679-17	JC-12-7.0	STLC Citrate	Solid	6010B	627435
440-272679-68	JC-25-5.0	STLC Citrate	Solid	6010B	627435
MB 440-627435/1-A ^20	Method Blank	STLC Citrate	Solid	6010B	627435
LCS 440-627435/2-A ^20	Lab Control Sample	STLC Citrate	Solid	6010B	627435
440-272679-5 MS	JC-10-0.5	STLC Citrate	Solid	6010B	627435
440-272679-5 MSD	JC-10-0.5	STLC Citrate	Solid	6010B	627435

Definitions/Glossary

Client: Leighton Consulting Inc
Project/Site: Cabrillo Elementary

Job ID: 440-272679-1
SDG: Cabrillo Elementary

Qualifiers

GC/MS VOA

Qualifier	Qualifier Description
J	Result is less than the RL but greater than or equal to the MDL and the concentration is an approximate value.

GC Semi VOA

Qualifier	Qualifier Description
J	Result is less than the RL but greater than or equal to the MDL and the concentration is an approximate value.
p	The %RPD between the primary and confirmation column/detector is >40%. The lower value has been reported.
Z	The chromatographic response does not resemble a typical fuel pattern.

Metals

Qualifier	Qualifier Description
F1	MS and/or MSD recovery exceeds control limits.
J	Result is less than the RL but greater than or equal to the MDL and the concentration is an approximate value.

Glossary

Abbreviation	These commonly used abbreviations may or may not be present in this report.
¤	Listed under the "D" column to designate that the result is reported on a dry weight basis
%R	Percent Recovery
CFL	Contains Free Liquid
CFU	Colony Forming Unit
CNF	Contains No Free Liquid
DER	Duplicate Error Ratio (normalized absolute difference)
Dil Fac	Dilution Factor
DL	Detection Limit (DoD/DOE)
DL, RA, RE, IN	Indicates a Dilution, Re-analysis, Re-extraction, or additional Initial metals/anion analysis of the sample
DLC	Decision Level Concentration (Radiochemistry)
EDL	Estimated Detection Limit (Dioxin)
LOD	Limit of Detection (DoD/DOE)
LOQ	Limit of Quantitation (DoD/DOE)
MCL	EPA recommended "Maximum Contaminant Level"
MDA	Minimum Detectable Activity (Radiochemistry)
MDC	Minimum Detectable Concentration (Radiochemistry)
MDL	Method Detection Limit
ML	Minimum Level (Dioxin)
MPN	Most Probable Number
MQL	Method Quantitation Limit
NC	Not Calculated
ND	Not Detected at the reporting limit (or MDL or EDL if shown)
NEG	Negative / Absent
POS	Positive / Present
PQL	Practical Quantitation Limit
PRES	Presumptive
QC	Quality Control
RER	Relative Error Ratio (Radiochemistry)
RL	Reporting Limit or Requested Limit (Radiochemistry)
RPD	Relative Percent Difference, a measure of the relative difference between two points
TEF	Toxicity Equivalent Factor (Dioxin)
TEQ	Toxicity Equivalent Quotient (Dioxin)
TNTC	Too Numerous To Count

Accreditation/Certification Summary

Client: Leighton Consulting Inc
Project/Site: Cabrillo Elementary

Job ID: 440-272679-1
SDG: Cabrillo Elementary

Laboratory: Eurofins Calscience Irvine

The accreditations/certifications listed below are applicable to this report.

Authority	Program	Identification Number	Expiration Date
California	State	2706	06-30-21

Laboratory: Eurofins Calscience LLC

The accreditations/certifications listed below are applicable to this report.

Authority	Program	Identification Number	Expiration Date
California	State	2944	09-30-21

Eurofins CalScience Irvine
17461 Derian Avenue
Suite 100
Irvine, CA 92614-5843
phone 949.261.1022 fax 949.260.3299

Checked

Chain of Custody Record

eurofins Environment Testing America

Regulatory Program: ☐ DW ☐ NPDES ☐ RCRA ☐ Other:

TestAmerica Laboratories, Inc. d/b/a Eurofins TestAmerica

Client Contact	**Project Manager: Joe Roe**		COC No
Leighton Consulting, Inc.	Email: jroe@leightongroup.com	**Site Contact: Kalie Duccini**	**Date:9/16/2020**	___1___ of ___6___ COCs
17781 Cowan	**Tel/Fax:949-681-4263**	**Lab Contact:**	**Carrier:**	TALS Project #.
Irvine, CA 92614-5843	**Analysis Turnaround Time**			Sampler:
949-681-4263 Phone	☐ CALENDAR DAYS ☑ WORKING DAYS			**For Lab Use Only:**
(xxx) xxx-xxxx FAX	TAT if different from Below _____			Walk-in Client:
Project Name: Cabrillo Elementary	☐ 2 weeks			Lab Sampling:
Site	☑ 1 week			
P O # 11382.018	☐ 2 days			Job / SDG No :
	☐ 1 day			

Sample Identification	Sample Date	Sample Time	Sample Type (C=Comp, G=Grab)	Matrix	# of Cont.	Filtered Sample (Y / N)	Perform MS / MSD (Y / N)	TPH g/d/o	VOCs	OCPs	Arsenic	Lead	CAM 17 Metals	PCBs	HOLD	Sample Specific Notes
JC-9-0 5	10/2/20	0935	G	S	1					X	X					
JC-9-1.0	10/2/20	0936	G	S	1					X	X					
JC-9-3.0	10/2/20	0937	G	S	1										X	
JC-9-5.0	10/2/20	0938	G	S	1										X	
JC-10-0 5	10/2/20	0945	G	S	1					X			X			
JC-10-1 0	10/2/20	0946	G	S	1					X			X			
JC-10-3 0	10/2/20	0947	G	S	6			X	X			X				
JC-10-5.0	10/2/20	0948	G	S	6			X	X	X						
JC-~~11~~23-0.5	10/2/20	0820	G	S	5			X	X	X	X	X				
JC-~~11~~23-1 0	10/2/20	0821	G	S	5			X	X	X	X	X				
JC-~~11~~23-3 0	10/2/20	0822	G	S	5			X	X	X						
JC-~~11~~23-5 0	10/2/20	0823	G	S	1					X						

440-272679 Chain of Custody

Preservation Used: 1= Ice, 2= HCl; 3= H2SO4; 4=HNO3; 5=NaOH; 6= Other

Possible Hazard Identification:
Are any samples from a listed EPA Hazardous Waste? Please List any EPA Waste Codes for the sample in the Comments Section if the lab is to dispose of the sample

☐ Non-Hazard ☐ Flammable ☐ Skin Irritant ☐ Poison B ☐ Unknown

Sample Disposal (A fee may be assessed if samples are retained longer than 1 month)

☐ Return to Client ☐ Disposal by Lab ☐ Archive for _____ Months

Special Instructions/QC Requirements & Comments:

5.4 5.5 IR-93

Custody Seals Intact: ☐ Yes ☐ No	Custody Seal No		Cooler Temp. (°C): Obs'd: 5.1	Corr'd 5.2	Therm ID No.:	
Relinquished by:	Company: Leighton	Date/Time: 10-2-20/1745	Received by:	Company: EC-IRV	Date/Time: 10/2/20 1745	
Relinquished by	Company:	Date/Time:	Received by:	Company:	Date/Time:	
Relinquished by:	Company:	Date/Time:	Received in Laboratory by:	Company:	Date/Time	

10/16/2020

Eurofins CalScience Irvine
17461 Derian Avenue
Suite 100
Irvine, CA 92614-5843
phone 949.261.1022 fax 949.260.3299

Chain of Custody Record

eurofins Environment Testing America

Regulatory Program: ☐ OW ☐ NPDES ☐ RCRA ☐ Other:

TestAmerica Laboratories, Inc. d/b/a Eurofins TestAmerica

Client Contact	**Project Manager: Joe Roe**	COC No:
Leighton Consulting, Inc.	Email: jroe@leightongroup.com	**Site Contact: Kalie Duccini** — **Date:9/16/2020** — 2 of 6 COCs
17781 Cowan	Tel/Fax:949-681-4263	**Lab Contact:** — **Carrier:** — TALS Project #
Irvine, CA 92614-5843	**Analysis Turnaround Time**	Sampler:
949-681-4263 Phone	☐ CALENDAR DAYS ☑ WORKING DAYS	**For Lab Use Only:**
(xxx) xxx-xxxx FAX	TAT if different from Below ____	Walk-in Client:
Project Name: Cabrillo Elementary	☐ 2 weeks	Lab Sampling:
Site:	☑ 1 week	Job / SDG No.:
P O # 11382.018	☐ 2 days ☐ 1 day	

Sample Identification	Sample Date	Sample Time	Sample Type (C=Comp, G=Grab)	Matrix	# of Cont.	Filtered Sample (Y/N)	Perform MS / MSD (Y/N)	TPH g/d/o	VOCs	OCPs	Arsenic	Lead	CAM 17 Metals	PCBs	HOLD	Sample Specific Notes:
JC-12-0.5	10/2/20	1200	G	S	1					X	X	X				
JC-12-1.0	10/2/20	1201	G	S	1					X	X	X				
JC-12-3.0	10/2/20	1202	G	S	6					X						
JC-12-5.0	10/2/20	1203	G	S	51			X	X	X			X			
JC-12-7.0	10/2/20	1204	G	S	51			X	X	X			X			
JC-13-0.5	10/2/20	0925	G	S	1					X	X	X				
JC-13-1.0	10/2/20	0926	G	S	1					X	X	X				
JC-13-3.0	10/2/20	0927	G	S	1										X	
JC-13-5.0	10/2/20	0928	G	S	1										X	
JC-14-0.5	10/2/20	0918	G	S	1					X	X	X				
JC-14-1.0	10/2/20	0919	G	S	1					X	X	X				
JC-14-3.0	10/2/20	0920	G	S	1										X	

Preservation Used: 1= Ice, 2= HCl; 3= H2SO4; 4=HNO3; 5=NaOH; 6= Other

Possible Hazard Identification:
Are any samples from a listed EPA Hazardous Waste? Please List any EPA Waste Codes for the sample in the Comments Section if the lab is to dispose of the sample

☐ Non-Hazard ☐ Flammable ☐ Skin Irritant ☐ Poison B ☐ Unknown

Sample Disposal (A fee may be assessed if samples are retained longer than 1 month)

☐ Return to Client ☐ Disposal by Lab ☐ Archive for ____ Months

Special Instructions/QC Requirements & Comments:

Custody Seals Intact. ☐ Yes ☐ No	Custody Seal No		Cooler Temp (°C) Obs'd ____ Corr'd: ____		Therm ID No.: ____
Relinquished by:	Company: Leighton	Date/Time: 10-2-20/1745	Received by:	Company EC-JAV	Date/Time: 10/2/20 1745
Relinquished by	Company:	Date/Time.	Received by:	Company	Date/Time
Relinquished by:	Company:	Date/Time:	Received in Laboratory by.	Company.	Date/Time.

Eurofins CalScience Irvine
17461 Derian Avenue
Suite 100
Irvine, CA 92614-5843
phone 949.261.1022 fax 949.260.3299

Chain of Custody Record

eurofins Environment Testing America

Regulatory Program: ☐ DW ☐ NPDES ☐ RCRA ☐ Other:

TestAmerica Laboratories, Inc. d/b/a Eurofins TestAmerica

Client Contact	**Project Manager: Joe Roe**		COC No:
Leighton Consulting, Inc.	Email: jroe@leightongroup.com	**Site Contact: Kalie Duccini**	**Date:9/16/2020**	___3___ of ___6___ COCs
17781 Cowan	**Tel/Fax:949-681-4263**	**Lab Contact:**	**Carrier:**	TALS Project #
Irvine, CA 92614-5843	**Analysis Turnaround Time**			Sampler.
949-681-4263 Phone	☐ CALENDAR DAYS ☑ WORKING DAYS			**For Lab Use Only:**
(xxx) xxx-xxxx FAX	TAT if different from Below ____			Walk-in Client
Project Name: Cabrillo Elementary	☐ 2 weeks			Lab Sampling.
Site:	☑ 1 week			
P O # 11382 018	☐ 2 days			Job / SDG No..
	☐ 1 day			

Sample Identification	Sample Date	Sample Time	Sample Type (C=Comp, G=Grab)	Matrix	# of Cont.	Filtered Sample (Y / N)	Perform MS / MSD (Y / N)	TPH g/d/o	VOCs	OCPs	Arsenic	Lead	CAM 17 Metals	PCBs	HOLD	Sample Specific Notes:
JC-14-5.0	10/2/20	0921	G	S	1										X	
JC-15-0.5	10/2/20	0845	G	S	1					X	X	X		X		
JC-15-1.0	10/2/20	0846	G	S	1					X	X	X		X		
JC-15-3.0	10/2/20	0847	G	S	1									X		
JC-15-5.0	10/2/20	0848	G	S	1										X	
JC-16-0.5	10/2/20	0856	G	S	1					X	X	X		X		
JC-16-1.0	10/2/20	0851	G	S	1					X	X	X		X		
JC-16-3 0	10/2/20	0852	G	S	1									X		
JC-16-5.0	10/2/20	0853	G	S	1										X	
JC-17-0 5	10/2/20	0905	G	S	1					X	X	X		X		
JC-17-1 0	10/2/20	0906	G	S	1					X	X	X		X		
JC-17-3.0	10/2/20	0907	G	S	1									X		

Preservation Used: 1= Ice, 2= HCl; 3= H2SO4; 4=HNO3; 5=NaOH; 6= Other ____

Possible Hazard Identification:
Are any samples from a listed EPA Hazardous Waste? Please List any EPA Waste Codes for the sample in the Comments Section if the lab is to dispose of the sample.

☐ Non-Hazard ☐ Flammable ☐ Skin Irritant ☐ Poison B ☐ Unknown

Sample Disposal (A fee may be assessed if samples are retained longer than 1 month)

☐ Return to Client ☐ Disposal by Lab ☐ Archive for ____ Months

Special Instructions/QC Requirements & Comments:

Custody Seals Intact ☐ Yes ☐ No | Custody Seal No | Cooler Temp (°C) Obs'd ____ Corr'd:____ Therm ID No.:____

Relinquished by:	Company: Leighton	Date/Time: 10-2-20/1745	Received by:	Company: EE-JAV	Date/Time: 10/2/20 1745
Relinquished by	Company	Date/Time	Received by.	Company	Date/Time.
Relinquished by	Company:	Date/Time:	Received in Laboratory by	Company.	Date/Time

10/16/2020

Eurofins CalScience Irvine
17461 Derian Avenue
Suite 100
Irvine, CA 92614-5843
phone 949 261 1022 fax 949.260.3299

Chain of Custody Record

eurofins Environment Testing America

Regulatory Program: ☐ DW ☐ NPDES ☐ RCRA ☐ Other:

TestAmerica Laboratories, Inc. d/b/a Eurofins TestAmerica

Client Contact	Project Manager: Joe Roe	Site Contact: Kalie Duccini	Date:9/16/2020	COC No:
Leighton Consulting, Inc	Email: jroe@leightongroup.com	Lab Contact:	Carrier:	4 of 6 COCs
17781 Cowan	Tel/Fax:949-681-4263			TALS Project #
Irvine, CA 92614-5843	Analysis Turnaround Time			Sampler
949-681-4263 Phone	☐ CALENDAR DAYS ☑ WORKING DAYS			For Lab Use Only:
(xxx) xxx-xxxx FAX	TAT if different from Below _____			Walk-in Client
Project Name. Cabrillo Elementary	☐ 2 weeks			Lab Sampling:
Site	☑ 1 week			Job / SDG No
P O # 11382.018	☐ 2 days			
	☐ 1 day			

Sample Identification	Sample Date	Sample Time	Sample Type (C=Comp, G=Grab)	Matrix	# of Cont.	Filtered Sample (Y / N)	Perform MS / MSD (Y / N)	TPH g/d/o	VOCs	OCPs	Arsenic	Lead	CAM 17 Metals	PCBs	HOLD	Sample Specific Notes:
JC-17-5 0	10/2/20	0908	G	S	1										X	
JC-18-0 5	10/2/20	1055	G	S	1					X	X	X		X		
JC-18-1.0	10/2/20	1056	G	S	1					X	X	X		X		
JC-18-3.0	10/2/20	1057	G	S	1									X		
~~JC-18-5.0~~	~~10/2/20~~	—	~~G~~	~~S~~	~~1~~										~~X~~	
JC-19-0 5	10/2/20	1020	G	S	2					X				X		
JC-19-1 0	10/2/20	1021	G	S	2									X		
JC-19-3 0	10/2/20	1022	G	S	2									X		
JC-19-5.0	10/2/20	1023	G	S	2										X	
JC-20-0.5	10/2/20	1024	G	S	2					X	X	X		X		
JC-20-1.0	10/2/20	1025	G	S	2					X	X	X		X		
JC-20-3 0	10/2/20	1026	G	S	2									X		

Preservation Used: 1= Ice, 2= HCl; 3= H2SO4; 4=HNO3; 5=NaOH; 6= Other

Possible Hazard Identification:
Are any samples from a listed EPA Hazardous Waste? Please List any EPA Waste Codes for the sample in the Comments Section if the lab is to dispose of the sample.

☐ Non-Hazard ☐ Flammable ☐ Skin Irritant ☐ Poison B ☐ Unknown

Sample Disposal (A fee may be assessed if samples are retained longer than 1 month)

☐ Return to Client ☐ Disposal by Lab ☐ Archive for _____ Months

Special Instructions/QC Requirements & Comments:

Custody Seals Intact: ☐ Yes ☐ No	Custody Seal No		Cooler Temp (°C): Obs'd _____ Corr'd _____		Therm ID No.: _____
Relinquished by:	Company: Leighton	Date/Time: 10.2.20/1745	Received by:	Company: EC-IAV	Date/Time: 10/2/20 1745
Relinquished by	Company:	Date/Time:	Received by:	Company.	Date/Time:
Relinquished by:	Company	Date/Time:	Received in Laboratory by:	Company	Date/Time.

Page 126 of 129

10/16/2020

Eurofins CalScience Irvine
17461 Derian Avenue
Suite 100
Irvine, CA 92614-5843
phone 949 261.1022 fax 949.260.3299

Chain of Custody Record

eurofins Environment Testing America

Regulatory Program: ☐ DW ☐ NPDES ☐ RCRA ☐ Other:

TestAmerica Laboratories, Inc. d/b/a Eurofins TestAmerica

Client Contact	Project Manager: Joe Roe	Site Contact: Kalie Duccini	Date:9/16/2020	COC No:
Leighton Consulting, Inc.	Email: jroe@leightongroup.com	Lab Contact:	Carrier:	5 of 6 COCs
17781 Cowan	Tel/Fax:949-681-4263			TALS Project #.
Irvine, CA 92614-5843	**Analysis Turnaround Time**			Sampler:
949-681-4263 Phone	☐ CALENDAR DAYS ☑ WORKING DAYS			**For Lab Use Only:**
(xxx) xxx-xxxx FAX	TAT if different from Below _____			Walk-in Client:
Project Name: Cabrillo Elementary	☐ 2 weeks			Lab Sampling:
Site:	☑ 1 week			
P O # 11382.018	☐ 2 days			Job / SDG No.:
	☐ 1 day			

Sample Identification	Sample Date	Sample Time	Sample Type (C=Comp, G=Grab)	Matrix	# of Cont.	Filtered Sample (Y/N)	Perform MS / MSD (Y/N)	TPH g/d/o	VOCs	OCPs	Arsenic	Lead	CAM 17 Metals	PCBs	HOLD	Sample Specific Notes:
JC-20-5.0	10/2/20	1027	G	S	2										X	
JC-21-0.5	10/2/20	1050	G	S	1					X	X	X		X		
JC-21-1.0	10/2/20	1051	G	S	1					X	X	X		X		
JC-21-3.0	10/2/20	1052	G	S	1										X	
JC-21-5.0	10/2/20	1053	G	S	1										X	
JC-22-0.5	10/2/20	1232	G	S	1					X	X	X		X		
JC-22-1.0	10/2/20	1233	G	S	1					X	X	X		X		
JC-22-3.0	10/2/20	1234	G	S	1										X	
JC-22-5.0	10/2/20	1235	G	S	1										X	
JC-23-0.5	10/2/20	1100	G	S	6			~~X~~	~~X~~	X	X	X				
JC-23-1.0	10/2/20	1101	G	S	6			X	X	X	X	X				
JC-23-3.0	10/2/20	1102	G	S	6			X	X							

Preservation Used: 1= Ice, 2= HCl; 3= H2SO4; 4=HNO3; 5=NaOH; 6= Other _____

Possible Hazard Identification:
Are any samples from a listed EPA Hazardous Waste? Please List any EPA Waste Codes for the sample in the Comments Section if the lab is to dispose of the sample.

☐ Non-Hazard ☐ Flammable ☐ Skin Irritant ☐ Poison B ☐ Unknown

Sample Disposal (A fee may be assessed if samples are retained longer than 1 month)

☐ Return to Client ☐ Disposal by Lab ☐ Archive for _____ Months

Special Instructions/QC Requirements & Comments:

Custody Seals Intact ☐ Yes ☐ No	Custody Seal No.:	Cooler Temp. (°C): Obs'd: _____	Corr'd _____ Therm ID No. _____
Relinquished by:	Company: Leighton	Date/Time: 10-2-20/1745	Received by: Company: EC-IRV Date/Time: 10/2/20 1745
Relinquished by:	Company	Date/Time:	Received by: Company: Date/Time:
Relinquished by:	Company	Date/Time:	Received in Laboratory by: Company: Date/Time:

10/16/2020

Eurofins CalScience Irvine
17461 Derian Avenue
Suite 100
Irvine, CA 92614-5843
phone 949.261.1022 fax 949.260 3299

Chain of Custody Record

eurofins Environment Testing America

Regulatory Program: ☐ DW ☐ NPDES ☐ RCRA ☐ Other:

TestAmerica Laboratories, Inc. d/b/a Eurofins TestAmerica

Client Contact	Project Manager: Joe Roe	Site Contact: Kalie Duccini	Date:9/16/2020	COC No:
Leighton Consulting, Inc.	Email: jroe@leightongroup.com	Lab Contact:	Carrier:	6 of 6 COCs
17781 Cowan	Tel/Fax:949-681-4263			TALS Project #:
Irvine, CA 92614-5843	**Analysis Turnaround Time**			Sampler:
949-681-4263 Phone	☐ CALENDAR DAYS ☑ WORKING DAYS			**For Lab Use Only:**
(xxx) xxx-xxxx FAX	TAT if different from Below _____			Walk-in Client:
Project Name: Cabrillo Elementary	☐ 2 weeks			Lab Sampling:
Site:	☑ 1 week			
P O # 11382.018	☐ 2 days			Job / SDG No.:
	☐ 1 day			

Sample Identification	Sample Date	Sample Time	Sample Type (C=Comp, G=Grab)	Matrix	# of Cont.	Filtered Sample (Y/N)	Perform MS / MSD (Y/N)	TPH g/d/o	VOCs	OCPs	Arsenic	Lead	CAM 17 Metals	PCBs	HOLD	Sample Specific Notes:
JC-23-5.0	10/2/20	1103	G	S	1										X	
JC-24-0.5	10/2/20	1220	G	S	2					X	X	X				
JC-24-1 0	10/2/20	1221	G	S	2					X	X	X				
JC-24-3.0	10/2/20	1222	G	S	2										X	
JC-24-5.0	10/2/20	1223	G	S	2										X	
JC-25-0 5	10/2/20	1144	G	S	1									X		
JC-25-1 0	10/2/20	1145	G	S	6			X	X	X	X	X				
JC-25-3 0	10/2/20	1146	G	S	6			X	X	X	X	X				
JC-25-5.0	10/2/20	1147	G	S	1			X	~~X~~	~~X~~	~~X~~		X			
JC-25-7.0	10/2/20	1148	G	S	1			X	~~X~~	~~X~~	~~X~~					
JC-11-7.0	10/2/20	1104	G	S	1			X								

Preservation Used: 1= Ice, 2= HCl; 3= H2SO4; 4=HNO3; 5=NaOH; 6= Other _____

Possible Hazard Identification:
Are any samples from a listed EPA Hazardous Waste? Please List any EPA Waste Codes for the sample in the Comments Section if the lab is to dispose of the sample.

☐ Non-Hazard ☐ Flammable ☐ Skin Irritant ☐ Poison B ☐ Unknown

Sample Disposal (A fee may be assessed if samples are retained longer than 1 month)

☐ Return to Client ☐ Disposal by Lab ☐ Archive for _____ Months

Special Instructions/QC Requirements & Comments:

Custody Seals Intact ☐ Yes ☐ No	Custody Seal No.:	Cooler Temp (°C): Obs'd _____ Corr'd: _____	Therm ID No.: _____

Relinquished by:	Company: Leighton	Date/Time: 10.2.20/1745	Received by:	Company: BCL	Date/Time: 10/2/20 1745
Relinquished by:	Company	Date/Time:	Received by:	Company	Date/Time
Relinquished by	Company:	Date/Time:	Received in Laboratory by:	Company	Date/Time:

10/16/2020

Login Sample Receipt Checklist

Client: Leighton Consulting Inc

Job Number: 440-272679-2
SDG Number: Cabrillo Elementary

Login Number: 272679
List Number: 1
Creator: Lagunas, Jorge L

List Source: Eurofins Irvine

Question	Answer	Comment
Radioactivity wasn't checked or is </= background as measured by a survey meter.	True	
The cooler's custody seal, if present, is intact.	N/A	Not present
Sample custody seals, if present, are intact.	N/A	Not Present
The cooler or samples do not appear to have been compromised or tampered with.	True	
Samples were received on ice.	True	
Cooler Temperature is acceptable.	True	
Cooler Temperature is recorded.	True	
COC is present.	True	
COC is filled out in ink and legible.	True	
COC is filled out with all pertinent information.	True	
Is the Field Sampler's name present on COC?	False	Refer to Job Narrative for details.
There are no discrepancies between the containers received and the COC.	True	
Samples are received within Holding Time (excluding tests with immediate HTs)	True	
Sample containers have legible labels.	True	
Containers are not broken or leaking.	True	
Sample collection date/times are provided.	True	
Appropriate sample containers are used.	True	
Sample bottles are completely filled.	True	
Sample Preservation Verified.	N/A	
There is sufficient vol. for all requested analyses, incl. any requested MS/MSDs	True	
Containers requiring zero headspace have no headspace or bubble is <6mm (1/4").	True	
Multiphasic samples are not present.	True	
Samples do not require splitting or compositing.	True	
Residual Chlorine Checked.	N/A	

DRAFT, PRIVILEGED, AND CONFIDENTIAL
ATTORNEY-CLIENT WORK PRODUCT

Phase I Environmental Site Assessment
Malibu Middle and High School Campus
30215 Morning View Drive
Malibu, California

September 17, 2009
002-11144-03-001

Prepared For
Santa Monica-Malibu Unified School District
1651 Sixteenth Street
Santa Monica, California 90404-3891

Prepared By
LFR Inc.
3150 Bristol Street, Suite 250
Costa Mesa, California 92626

LFR an ARCADIS company

DRAFT, PRIVILEGED, AND CONFIDENTIAL
ATTORNEY-CLIENT WORK PRODUCT

September 17, 2009 002-11144-03-001

Mr. Stuart Sam
Director of Facility Improvement Projects
Santa Monica-Malibu Unified School District
1651 Sixteenth Street
Santa Monica, California 90404-3891

Subject: Phase I Environmental Site Assessment, Malibu Middle and High School Campus, 30215 Morning View Drive, Malibu, California

Dear Mr. Sam:

LFR Inc. (LFR) is pleased to present the attached Phase I Environmental Site Assessment (ESA) report for the above-referenced property. The conclusions presented in this Phase I ESA report are based on the results of a reconnaissance-level site visit conducted by LFR personnel and a review of available and pertinent agency information and background material pertaining to the Site.

LFR appreciates this opportunity to provide consulting services to the Santa Monica-Malibu Unified School District. If you have any questions concerning this project, or would like to discuss other environmental concerns, please contact Stephanie Gentry at (916) 786-0320 or Martin Hamann at (714) 444-0111.

Sincerely,

Stephanie M. Gentry
Senior Toxicologist

Martin E. Hamann, PG, CHG, REA II
Principal Hydrogeologist

Attachment

714.444.0111 m
714.444.0117 f
www.lfr.com
3150 Bristol Street, Suite 250
Costa Mesa, California 92626
Offices Nationwide

EXECUTIVE SUMMARY

LFR Inc. (LFR) performed a Phase I Environmental Site Assessment (ESA) of the Malibu Middle and High School Campus located at 30215 Morning View Drive in the City of Malibu, County of Los Angeles, California ("the Site").

This Phase I ESA has been conducted in accordance with the current version of the American Society for Testing and Materials (ASTM) Standard Practice for Environmental Site Assessments, Phase I Environmental Site Assessment Process (E 1527-05). The purpose of the Phase I ESA is to evaluate whether records concerning the Site and vicinity indicate a release or threatened release of hazardous materials that may pose a potential health risk to the students, faculty, and/or staff of Malibu Middle and High School.

On Site

The Site is currently improved with the following:

- multiple permanent and temporary structures
- three common areas (located among the permanent structures in the southern portion of the property)
- multiple permanent structures in the central portion of the campus that contain classrooms, laboratories (including a chemistry laboratory and photography laboratories) and shop areas
- various recreational facilities including a pool and several sports fields, which span the eastern half of the campus
- undeveloped land east of the sports fields, except for multiple footpaths and a double-track dirt road
- library, administration, and cafeteria buildings located adjacent to the southwest boundary of the Site along Morning View Drive
- two large metal barn structures used for facilities storage and vehicle maintenance, including a bus washing station ("the bus barn"), located in the northwest portion of the Site
- a greenhouse and a garden area in the northwest portion of the property
- multiple asphalt parking areas

Local Agency Research

LFR reviewed files for the Santa Monica Middle and High School at the Santa Monica-Malibu Unified School District (SMMUSD) offices in Santa Monica, the Los Angeles

Department of Public Works, and the California Regional Water Quality Control Board, Los Angeles Region (RWQCB). A review of documents indicated that two 10,000-gallon diesel underground storage tanks (USTs) and their dispensers were removed from the Site in August 1992. The USTs were located in the northwest portion of the Site near a bus maintenance area. Impacts from petroleum hydrocarbons to both soil and groundwater were detected. Soil impacts were generally limited to the areas beneath the USTs, and the affected soils were adequately defined. Four groundwater monitoring wells were subsequently installed in the vicinity of the former USTs. On September 11, 1996, the RWQCB issued a closure letter to the SMMUSD for the leaking UST (LUST) site.

Off Site

An environmental database report prepared by Environmental Data Resources, Inc. (EDR) was reviewed for local, state, and federal listings for properties within the Site vicinity. Regulatory database lists were reviewed for cases pertaining to LUSTs and aboveground storage tanks, hazardous waste sites, and abandoned sites within the specified radii of standards established by the ASTM. No off-site facilities were determined to represent an environmental concern to the Site.

Opinions

On Site

LFR identified the following recognized environmental conditions (RECs) associated with past activities at the Site that may have the potential to impact areas of the Malibu Middle and High School campus improvements project:

- **REC #1 –** Based on the original date of construction for the site buildings, the potential exists for lead-based paint (LBP), termiticides, and/or asbestos-containing materials (ACMs) to be present at the Site. It should be noted, however, that Malibu High School was part of an asbestos abatement program conducted in the 1990s.
- **REC #2 –** Two 10,000-gallon diesel USTs and their dispensers were removed from the Malibu Middle and High School campus in August 1992. Upon removal of the USTs, impacts from petroleum hydrocarbons to both soil and groundwater were detected. Four groundwater monitoring wells were installed and three rounds of groundwater monitoring were performed. Ocean Blue Engineers. Inc. concluded that, although the groundwater plume had not been fully defined, benzene, toluene, ethylbenzene, and total xylenes (BTEX) concentrations had generally been declining, and therefore requested closure from the RWQCB, which was granted on September 11, 1996. Although the case has been closed, residual concentrations of petroleum hydrocarbons remained in the soil and residual concentrations of

benzene above the maximum contaminant levels (MCLs), though diminishing, were noted in groundwater.

- **REC #3 –** Small quantities of hazardous materials were observed in the chemistry laboratory storeroom, woodshop, art studios, and photography dark room. Wastewater from these locations drains to septic systems where direct infiltration occurs. Although no evidence of chemical releases, spills or leaks was observed during the Site reconnaissance activities, potential releases from these locations via wastewater lines and/or seepage pits may have occurred over time and in aggregate constitute an REC.
- **REC #4 –** A bus washing station was observed in the bus barn. The area was serviced by two floor drains that were observed to hold standing water with an oily sheen. Although no evidence of chemical releases, spills or leaks was observed during the Site reconnaissance activities, potential releases from these locations via wastewater lines and/or seepage pits may have occurred over time and in aggregate constitute an REC.
- **REC #5 –** Several transformers are present throughout the campus. Although no releases were observed, it is possible that polychlorinated biphenyls (PCBs), which are associated with older transformers (prior to the early1980s), may have leaked historically and as such constitute an REC.
- **REC #6 –** Backup generator (*trying to get additional information from Terry to solidify – to be finalized in final version. May be an REC depending upon age of generator and fuel source*).

Off Site

A review of agency database information provided by EDR indicated there are no off-site facilities that are likely to represent an environmental concern to the Site.

Conclusions and Recommendations

LFR has performed a Phase I ESA of the Site in conformance with the scope and limitations of ASTM Practice E-1527-05. Any exceptions to or deviations from this practice are described in Section 1.4 of this report. The findings and conclusions provided herein are based on information obtained from the Site reconnaissance and agency review of the subject property and surrounding areas.

Additionally, based on the results of this Phase I ESA report, and per California Department of Education (CDE) requirements related to findings:

- The Site is not a current or former hazardous waste disposal or solid waste disposal site, and
- The Site is not a currently listed hazardous substance release site identified by the DTSC in a current list adopted pursuant to Section 25356 for removal or remedial

action pursuant to Chapter 6.8 of Division 20 of the Health and Safety Code. The Site was listed as having a former release from a UST, but case closure has been granted and as such this does not represent a current listing.

This Phase I ESA has identified several RECs or other conditions that would appear to require additional investigation prior to the Site being approved for school use:

- **REC #1 –** Due to the presence of current and former structures on the Site, the Department of Toxic Substances Control (DTSC) would likely require sampling for lead and termiticides (i.e., organochlorinated pesticides) in soil. DTSC typically requires lead sampling anytime a structure that was constructed prior to the ban of LBP in the late 1970s/early 1980s is present at a site, and typically requires organochlorine pesticide sampling anytime a structure that was constructed prior to the ban of organochlorine pesticides in the late 1970s/early 1980s is present at a site.
- **REC #2 –** As groundwater in the Site vicinity is reported to flow south and the center of the Site is located south of the former USTs, it is likely that DTSC would require soil vapor sampling related to the closed LUST case due to the detectable benzene concentrations reported prior to site closure and the agency's increased awareness of potential vapor intrusion from volatile chemicals present in the subsurface.
- **REC #3 –** Due to the potential for hazardous material releases from the chemistry laboratories, woodshop, art studios, and photography dark room to the septic system, DTSC would likely require soil sampling for metals, pH, and/or volatile organic compounds (VOCs) around the wastewater lines and seepage pits. (It is noted that VOCs are typically evaluated by collecting soil vapor samples as opposed to soil samples.)
- **REC #4 –** Due to the presence of a bus washing station in the bus barn, and observations of standing water with an oily sheen in the two floor drains, DTSC would likely require soil sampling for total petroleum hydrocarbons, polynuclear aromatic hydrocarbons, VOCs, and/or metals around the wastewater lines and seepage pits. (It is again noted that VOCs are typically evaluated by collecting soil vapor samples as opposed to soil samples.)
- **REC #5 –** Due to the presence of transformers at the Site, DTSC would likely require soil sampling for PCBs near the bases of the transformers.
- **REC #6 –** Backup generator (*trying to get additional information from Terry to solidify – to be finalized in final version. May be an REC depending upon age of generator and fuel source – may recommend sampling for TPH; however no campus improvements planned currently in this area)*.

LFR recommends development of a Preliminary Environmental Assessment (PEA) Workplan to address the RECs noted above. Following development and implementation of the sampling plan, a PEA report should be prepared to document the results of the investigation.

It is noted that this Phase I ESA has been prepared to address potential RECs located throughout the entire campus. LFR understands that SMMUSD is in the process of finalizing its plan for campus improvements. Once the Improvement Project Plan has been finalized, and assuming it is finalized prior to the preparation of the PEA Workplan, the PEA Workplan should be tailored to address those RECs located within (or potentially affecting) areas of the campus that are proposed for construction, exterior modification, and/or renovation.

If a "no further action" determination for the Site is needed from an agency, the Phase I ESA should be submitted to DTSC, along with an Environmental Oversight Application and a request for a scoping meeting.

CONTENTS

EXECUTIVE SUMMARY i

1.0 INTRODUCTION 1
- 1.1 Purpose 1
- 1.2 Detailed Scope of Services 1
- 1.3 Significant Assumptions 2
- 1.4 Limitations and Exceptions 2
- 1.5 Special Terms and Conditions 3
- 1.6 User Reliance 3

2.0 SITE DESCRIPTION 4
- 2.1 Location and Legal Description 4
- 2.2 Site and Vicinity General Characteristics 4
- 2.3 Current Use of the Site 4
- 2.4 Descriptions of Structures, Roads, and Other Improvements on the Site 4
  - 2.4.1 Source of Potable Water 5
  - 2.4.2 Sewage Disposal System 5
  - 2.4.3 Waste Disposal and Recycling 5
  - 2.4.4 Heating and Cooling Systems 5
- 2.5 Current Uses of Adjoining Properties 5

3.0 USER PROVIDED INFORMATION 5
- 3.1 Title Records 6
- 3.2 Specialized Knowledge 6
- 3.3 Commonly Known or Reasonably Ascertainable Information 6
- 3.4 Valuation Reduction for Environmental Issues 6
- 3.5 Owner, Site Manager, and Occupant Information 6
- 3.6 Reason for Performing Phase I 6
- 3.7 Other 6

4.0 RECORDS REVIEWED 7
4.1 Published Government List Review 7
4.1.1 Federal Environmental Record Sources 7
4.1.2 State Environmental Record Sources 9
4.2 Additional Environmental Record Sources 10
4.3 Agency File Review 12
4.3.1 Department of Toxics Substance Control 12
4.3.2 City Planning and Building Departments 12
4.3.3 California Division of Oil, Gas, and Geothermal Resources 12
4.3.4 Los Angeles County Department of Environmental Health, Public Health Investigations 12
4.3.5 SMMUSD Files 12
4.3.6 Los Angeles County Department of Public Works, Environmental Programs 13
4.3.7 Los Angeles RWQCB 13
4.4 Physical Setting Sources 13
4.4.1 Geology 13
4.4.2 Hydrology 14
4.4.3 Vicinity Review of Naturally Occurring Asbestos 14
4.5 Historical Use Information on the Site and Site Vicinity 15
4.5.1 Topographic Maps 15
4.5.2 Aerial Photograph Review 15
4.5.3 Sanborn Map Review 17
4.5.4 Historical City Directories 17

5.0 SITE RECONNAISSANCE 17
5.1 Methodology and Limiting Conditions 17
5.2 General Site Setting 17
5.3 Site Observations 18

6.0 INTERVIEWS 19
6.1 Interviews with Site Representatives 19
6.2 Interviews with Local Government Officials 20

7.0 FINDINGS 20
7.1 On Site 20
7.2 Off Site 23

8.0 OPINIONS 23
8.1 On Site 23
8.2 Off Site 24

9.0 CONCLUSIONS AND RECOMMENDATIONS 24

10.0 DEVIATIONS 26

11.0 ADDITIONAL SERVICES 26

12.0 REFERENCES 27

13.0 SIGNATURES OF ENVIRONMENTAL PROFESSIONALS 29

14.0 QUALIFICATIONS OF ENVIRONMENTAL PROFESSIONALS 30

FIGURES

1 Vicinity Map
2 Site Plan

APPENDICES

A Government Database Search, Environmental Data Resources, Inc.
A-1 EDR Radius Map with GeoCheck
A-2 EDR City Directory Abstract
B Historical Aerial Photographs and Topographic Maps
B-1 Historical Aerial Photographs
B-2 Historical Topographic Maps
C Site Photographs
D Interview Documentation
E Supporting Documents

1.0 INTRODUCTION

LFR Inc. (LFR) was commissioned by the Santa Monica-Malibu Unified School District (SMMUSD) to perform a Phase I Environmental Site Assessment (ESA) of the Malibu Middle and High School Campus located at 30215 Morning View Drive in the City of Malibu, County of Los Angeles, California ("the Site"; Figures 1 and 2). Based on the current proposed site modification plan, there are 20 proposed improvement areas within the Site boundaries that may be expanded or modified during renovation activities on the campus (Figure 3). However, as the proposed renovation plan has not been finalized, this Phase I ESA addresses the entire Malibu Middle and High School Campus, such that this report is comprehensive and covers any changes that may be made to the proposed renovation plan before it is finalized.

1.1 Purpose

The SMMUSD requested that LFR conduct a Phase I ESA for the purpose of identifying recognized environmental conditions (RECs) in connection with the redevelopment of the Site. The term "recognized environmental conditions," as defined by American Society for Testing and Materials (ASTM) Standard Practice E 1527-05, means the presence or likely presence of any hazardous substances or petroleum products on a property under conditions that indicate an existing release, a past release or the material threat of a release of any hazardous substances or petroleum products into structures on the property or into the ground, groundwater or surface water of the property. The term includes hazardous substances or petroleum products even under conditions in compliance with environmental laws. The term is not intended to include *de minimis* conditions that generally do not present a material risk of harm to public health or the environment and that generally would not be the subject of an enforcement action if brought to the attention of appropriate governmental agencies. Conditions determined to be de minimis are not RECs.

This assessment has been performed to evaluate whether records concerning the Site and immediate vicinity indicate a release or threatened release of hazardous materials that may pose a potential health risk to the students, faculty, and/or staff of Malibu Middle and High School. This Phase I ESA is the first step in evaluating the Site for potentially harmful hazardous materials.

1.2 Detailed Scope of Services

This Phase I ESA was conducted for SMMUSD by LFR. The Phase I ESA conducted by LFR included, but was not limited to, the following services:

- a reconnaissance-level visit of the Site to check for evidence of the release(s) of hazardous materials and petroleum products and to assess the potential for on-site releases of hazardous materials and petroleum products

- drive-by observations of adjacent properties and the Site vicinity
- interviews with people familiar with the Site
- review of regulatory agency files
- review of historical documents
- review of available previous reports
- preparation of a report presenting our findings, including a summary of conclusions and recommendations

1.3 Significant Assumptions

LFR assumes that the purpose of this Phase I ESA is to provide appropriate inquiry into the previous ownership and use of the Site so that SMMUSD can meet environmental due diligence requirements for the siting of new schools or expansion of existing schools, as set forth in the State of California General Education Code Provisions, Chapter 1, Article 1. LFR also assumes that the information provided by SMMUSD, the regulatory database provider, and regulatory agencies is true and reliable.

1.4 Limitations and Exceptions

Site-specific activities performed by LFR and information collected regarding these activities are summarized in the following sections. The findings of this Phase I ESA are presented in Section 7.0. Opinions and conclusions drawn by LFR and identified RECs, based on the information collected as part of the Phase I ESA, are presented in Sections 8.0 and 9.0, respectively.

The opinions and recommendations presented in this report are based upon the scope of services, information obtained through the performance of the services, and the schedule as agreed upon by LFR and the original party for whom this report was originally prepared. This report is an instrument of professional service and was prepared in accordance with the generally accepted standards and level of skill and care under similar conditions and circumstances established by the environmental consulting industry. To the extent that LFR relied upon any information prepared by other parties not under contract to LFR, LFR makes no representation as to the accuracy or completeness of such information. LFR is not aware of any inaccuracies or failings of the information upon which it relied. Only the party for whom this report was originally prepared, and other specifically named parties, may make use of and rely upon the information in this report, in its entirety, for a period not to exceed 180 days in accordance with the ASTM's "Standard Practice for Environmental Site Assessments: Phase I Environmental Site Assessment Process," ASTM Designation E 1527-00, dated May 10, 2000; the ASTM's "Standard Practice for Environmental Site Assessments: Phase I Environmental Site Assessment Process," ASTM Designation E 1527-05, dated November 1, 2005; and/or the Code of Federal Regulations (CFR) 40 Part 312, "Standards and Practices for

All Appropriate Inquiries: Final Rule" (AAI Rule) dated November 1, 2005. After 180 days, and prior to using the information contained herein, the report should be updated in accordance with ASTM Standards and federal regulations.

The findings presented in this report apply solely to site conditions existing at the time when LFR's assessment was performed. It must be recognized, however, that an ESA is intended for the purpose of evaluating the potential for contamination through limited research and investigative activities and in no way represents a conclusive or complete site characterization. Conditions in other parts of the Site may vary from those at the locations where data were collected. LFR's ability to interpret investigation results is related to the availability of the data and the extent of the investigation activities. As such, 100 percent confidence in ESA conclusions cannot reasonably be achieved.

LFR, therefore, does not provide any guarantees, certifications, or warranties (express or implied) that a property is free from environmental contamination. Furthermore, nothing contained in this document shall relieve any other party of its responsibility to abide by contract documents and all applicable laws, codes, regulations or standards.

1.5 Special Terms and Conditions

All observations reported herein were based on visual observations conducted during reconnaissance of the subject area, information from agency records, and review of other available historical records.

The scope of work for this Phase I ESA did not include testing of electrical equipment for the potential presence of polychlorinated biphenyls (PCBs), testing materials for the presence of asbestos or collection of other environmental samples; assessment of natural hazards such as naturally occurring asbestos, radon gas, or methane gas; assessment of the potential presence of radionuclides; or assessment of nonchemical hazards such as the potential for damage from earthquakes or floods, or the presence of endangered species or wildlife habitats. This Phase I ESA also did not include an extensive assessment of the environmental compliance status of the Site or of the businesses operating at the Site, or a health-based risk assessment.

1.6 User Reliance

This report is for the exclusive use of the SMMUSD, their legal counsel, the California Regional Water Quality Control Board, Los Angeles Region (RWQCB), and the California Environmental Protection Agency, Department of Toxic Substances Control (DTSC). Use of this report by any other party shall be at such party's sole risk.

2.0 SITE DESCRIPTION

2.1 Location and Legal Description

The Malibu Middle and High School campus is located at 30215 Morning View Drive, north of the intersection of Morning View Drive and Merritt Drive, in the City of Malibu, County of Los Angeles, California (Figure 1). Based on information provided by the City of Malibu, the approximately 72-acre campus that contains the Site has been assigned the following Assessor's Parcel Numbers (APNs): 4469-017-900, 4469-017-901, 4469-017-902, and 4469-017-903.

2.2 Site and Vicinity General Characteristics

The Site is enclosed by the boundaries of the Malibu Middle and High School campus (Figure 1).

The topography of the Site and site vicinity slopes gently toward the west-southwest. Land in the site vicinity consists of rural residential and recreational properties.

2.3 Current Use of the Site

The Site is currently occupied by the Malibu Middle and High School campus. The Site is used for educational purposes. A detailed Site Plan is presented as Figure 2.

There are 20 proposed improvement areas within the Site boundaries that may be expanded or modified during renovation activities on the campus (Figure 3).

2.4 Descriptions of Structures, Roads, and Other Improvements on the Site

The Site is currently improved with multiple permanent and temporary structures and various recreational facilities including a pool and multiple sports fields. Multiple permanent structures that contain classrooms, laboratories, and shop areas are located in the central portion of the campus. There are three common areas located among the permanent structures in the southern portion of the property. The library, administration, and cafeteria buildings are located adjacent to the southwest boundary of the Site along Morning View Drive. Two large metal barn structures that are used for facilities storage and vehicle maintenance, including a bus washing station ("the bus barn"), are located in the northwest portion of the Site.

A greenhouse and garden area are located in the northwest portion of the property. The pool and sports fields span the eastern half of the campus. The area to the east of the

sports fields is generally undeveloped land except for multiple footpaths and a double-track dirt road. There are multiple asphalt parking areas on the Site.

2.4.1 Source of Potable Water

Los Angeles County Waterworks District No. 29 provides potable water to the Site.

2.4.2 Sewage Disposal System

The Malibu Middle and High School disposes of sewage and wastewater via on-site septic systems. The septic systems are designed with large subsurface tanks for settling of solid waste and vertical concrete seepage pits for infiltration of wastewater. The seepage pits are approximately 4 feet in diameter and are designed to infiltrate from approximately 10 feet below ground surface (bgs) to the base of the pit. There are 5 septic systems with a total of 22 seepage pits located on the Site (GeoConcepts 2009b).

The Site is currently undergoing renovation of its septic systems.

2.4.3 Waste Disposal and Recycling

Solid waste and recycling are transported offsite by Waste Management Company.

2.4.4 Heating and Cooling Systems

Ventilation and air conditioning systems are either located on the roofs or adjacent to structures on the Malibu Middle and High School campus. Southern California Edison (SCE) supplies electricity to Malibu Middle and High School. The Southern California Gas Company (SCGC) supplies natural gas to Malibu Middle and High School.

2.5 Current Uses of Adjoining Properties

The Site is entirely contained within the boundaries of the Malibu Middle and High School campus. An equestrian facility is located along the eastern Site boundary. A church is located adjacent to the southernmost corner of the campus, and an elementary school is located adjacent to the westernmost portion of the campus. The remainder of the adjoining properties can be described as either residential or rural-residential.

3.0 USER PROVIDED INFORMATION

The following items regarding the Site were provided by SMMUSD. Wherever the U.S. Environmental Protection Agency's (EPA) AAI Rule permits either the

Environmental Professional or the report user to conduct an inquiry, that inquiry has been performed by LFR and SMMUSD provided materials.

3.1 Title Records

LFR was not provided with title records for the site parcel as part of this Phase I ESA.

3.2 Specialized Knowledge

The SMMUSD did not provide LFR with any additional specialized knowledge, beyond that described elsewhere in this report, as part of this Phase I ESA.

3.3 Commonly Known or Reasonably Ascertainable Information

Information provided by the SMMUSD is referenced, where applicable, throughout this report.

3.4 Valuation Reduction for Environmental Issues

The SMMUSD did not provide LFR with an estimated valuation reduction, related to known environmental issues associated with the Site, as part of this Phase I ESA.

3.5 Owner, Site Manager, and Occupant Information

Malibu Middle and High School is reportedly owned by SMMUSD.

Interview documentation is included in Appendix D.

3.6 Reason for Performing Phase I

This Phase I ESA was performed to provide appropriate inquiry in the current or past uses of the Site for the purpose of ascertaining RECs associated with the Site to evaluate its suitability for the construction or modification of facilities within the current Malibu Middle and High School campus.

3.7 Other

No other information was obtained during the investigation.

4.0 RECORDS REVIEWED

4.1 Published Government List Review

Regulatory agency database information was obtained from the Radius Map Report compiled by Environmental Data Resources, Inc. (EDR). The Radius Map Report maps and lists properties in U.S. government and California state environmental databases with existing conditions or status that may have the potential to impact the Site. The EDR report is provided as Appendix A. The direction of groundwater flow in the site vicinity is inferred to be to the south based on groundwater monitoring completed on the Site from May 1995 to July 1996.

There were four listings at the Site for the current tenant, as summarized below:

- **Malibu High** is listed in the FINDS database. The FINDS database is a pointer to other databases with more complete information, and does not include any technical information.
- **Santa Monica Malibu Uni Sch D** is listed on the Los Angeles County HMS database. The facility identification number is 012962-013216 and the status is listed as "removed."
- **Santa Monica-Malibu USD/Malibu HI** is listed twice in the HAZNET database. The first listing is related to the disposal of liquids containing mercury at concentrations less than 20 milligrams per liter (mg/l) via a transfer station. The other listing (under the name Malibu High School) is related to the disposal of asbestos-containing waste at an appropriate landfill facility.
- **Malibu High School** is listed in the LUST, LUST REG 4, Cortese, and SWEEPS UST databases for a 1993 hydrocarbon release from a leaking underground storage tank (LUST). The current status of the listings is "Case Closed"; see Section 4.3 for more information regarding the former USTs on the Site.

4.1.1 Federal Environmental Record Sources

ASTM E 1527-05 guidance requires review of the following federal databases.

4.1.1.1 National Priorities List (1.0 mile)

The National Priorities List (NPL) is a subset of the Comprehensive Environmental Response, Compensation, and Liability Information System (CERCLIS) and identifies over 1,200 sites for priority cleanup under the Superfund program. An NPL site must meet or surpass a predetermined hazard ranking system score, be chosen as a state's top priority site, or meet three specific criteria set jointly by the U.S. Department of Health and Human Services and the U.S. EPA. Source: U.S. EPA.

There are no NPL listed properties within 1.0 mile of the Site.

4.1.1.2 Delisted NPL Site List (1.0 mile)

The Delisted NPL Site List includes properties that have been removed from the NPL.

There are no Delisted NPL properties within 1.0 mile of the Site.

4.1.1.3 CERCLIS (0.5 mile)

CERCLIS contains data on potentially hazardous waste sites that have been reported to the U.S. EPA by states, municipalities, private companies, and private persons pursuant to the Comprehensive Environmental Response, Compensation, and Liability Act (CERCLA). The CERCLIS List includes sites that are either proposed for the NPL or in the screening and assessment phase for possible inclusion on the NPL. Source: U.S. EPA/National Technical Information Service (NTIS).

There are no CERCLIS listed properties within 0.5 mile of the Site:

4.1.1.4 CERCLIS-No Further Remedial Action Planned (0.5 mile)

CERCLIS-No Further Remedial Action Planned (CERCLIS-NFRAP) contains data on sites where, following an initial investigation, no contamination was found, contamination was removed quickly without the need for the site to be place on the NPL, or the contamination was not serious enough to require Federal Superfund action or NPL consideration. Source: U.S. EPA/NTIS.

There are no CERCLIS-NFRAP listed properties within 0.5 mile of the Site.

4.1.1.5 Corrective Action Report (1.0 mile)

The Corrective Action Report (CORRACTS) identifies hazardous waste handlers with Resource Conservation and Recovery Act (RCRA) corrective action activity. Source: U.S. EPA.

There are no CORRACTS listed properties within 1.0 mile of the Site.

4.1.1.6 RCRA Treatment, Storage, and Disposal Facilities (0.5 mile)

The RCRA Treatment, Storage, and Disposal (TSD) Facilities database includes selected information on facilities that generate, transport, store, treat, and/or dispose of hazardous waste, as defined by RCRA. Source: U.S. EPA/NTIS.

There are no RCRA TSD facilities listed within 0.5 mile of the Site.

4.1.1.7 RCRA Generators Lists (0.25 mile)

RCRA-Large Quantity Generators (RCRA-LQG) are those facilities that generate at least 1,000 kilograms per month (kg/month) of non-acutely hazardous waste or meet other applicable RCRA requirements. RCRA-Small Quantity Generators (RCRA-SQG) generate less than 1,000 kg/month of non-acutely hazardous waste or meet other applicable RCRA requirements.

There are no RCRA-LQG or RCRA-SQG listed facilities within 0.25 mile of the Site.

4.1.1.8 Federal Institutional Control/Engineering Control Registries (0.5 mile)

Federal institutional control and engineering control registries were requested in the database search.

There are no listed properties within 0.5 mile of the Site.

4.1.1.9 Emergency Response Notification System (Site Only)

The Emergency Response Notification System (ERNS) is a national database that records and stores information on reported releases of oil and hazardous substances. The database contains information on spill reports made to federal authorities including the U.S. EPA, U.S. Coast Guard, National Response Center, and Department of Transportation.

The Site is not listed on the ERNS database.

4.1.2 State Environmental Record Sources

ASTM E 1527-05 requires review of the following state databases.

4.1.2.1 State and Tribal-Equivalent CERCLIS Hazardous Waste Sites (1.0 mile)

The State and Tribal-Equivalent CERCLIS Hazardous Waste Sites (SHWS) database lists properties that have potential or confirmed releases of hazardous substances.

There are no SHWS listed sites within 1.0 mile of the Site.

4.1.2.2 State and Tribal-Equivalent SWF/LF, State Landfill (0.5 mile)

The State and Tribal-Equivalent SWF/LF, State Landfill (SWIS) database is an inventory of solid waste disposal facilities or landfills. These may be active or inactive facilities or open dumps that failed to meet RCRA Section 2004 criteria for solid waste landfills or disposal sites.

There are no SWIS listed facilities within 0.5 mile of the Site.

4.1.2.3 State and Tribal LUST Database (0.5 mile)

The State and Tribal LUST database is a list of reported leaking UST incidents.

In addition to the Site listing, one property was listed on the LUST database within a 0.5-mile radius of the Site:

- **Zuma Beach Service Yard** (30100 Pacific Coast Highway) is listed as a closed case for a 1988 diesel release. Soil was the only media affected and the impacted soils were excavated and treated. This listing does not represent an environmental concern for the Site.

4.1.2.4 State and Tribal Registered UST (Site and Adjoining Properties)

There are no state and tribal registered UST facilities listed on the Site or on adjoining properties.

4.1.25 Waste Management Unit Database System (0.5 mile)

The Waste Management Unit Database System (WMUDS/SWAT) is used by the State Water Resources Control Board (SWRCB) for tracking and inventory of waste management units. WMUDS comprises the following databases: facility information, scheduled inspections information, waste management unit information, Solid Waste Assessment Test (SWAT) program information, SWAT report summary information, SWAT report summary data, Chapter 15 information and monitoring parameters, TPCA program information, RCRA program information, closure information, and interested parties information. Source: SWRCB.

There are no WMUDS/SWAT facilities within 0.5 mile of the Site.

4.2 Additional Environmental Record Sources

No environmental liens or activity and use limitations were noted in the environmental database reports provided by EDR.

The following databases were also checked by EDR:

- CONSENT [EPA Regional Offices Superfund Consent Decrees (1 mile)]
- ROD [Records of Decision (1 mile)]
- HMIRS [Hazardous Materials Information Reporting Systems (target property)]
- MLTS [Material Licensing Tracking System (target property)]

- MINES [Mines Master Index Files (0.25 mile)]
- PADS [PCB Activity Database System (target property)]
- DOD [Department of Defense Site (1 mile)]
- RAATS [RCRA Administrative Action Tracking System (target property)]
- TRIS [Toxic Chemical Release Inventory System (target property)]
- TSCA [Toxic Substances Control Act (target property)]
- SSTS [Section 7 Tracking Systems (target property)]
- FTTS [FIFRA/TSCA Tracking System (target property)]
- AST [Aboveground Petroleum Storage Tank Facilities (target property)]
- CLEANERS [California DTSC Drycleaners (0.25 mile)]
- CA WDS [Waste Discharge System (target property)]
- DEED [List of Deed Restrictions (target property)]
- SCH [School Property Evaluation Program (0.25 mile)]
- EMI [Emissions Inventory Data (target property)]
- REF [Unconfirmed Properties Referred to Another Agency (0.25 mile)]
- NFA [No Further Action Determination (0.25 mile)]
- NFE [Properties Needing Further Evaluation (0.25 mile)]
- CA SLIC [Spills, Leaks, Investigation & Cleanup Cost Recovery Listing (0.50 mile)]
- COAL GAS [Manufactured Gas Plants (1.0 mile)]
- ENVIROSTOR [DTSC Site Mitigation and Brownfields Reuse Program (1.0 mile)]
- VCP [Voluntary Cleanup Program Properties (0.50 mile)]

No other properties within their respective search distances were listed on the above databases that appear likely to represent an environmental concern to the Site. In addition, no facilities listed on the Orphan Summary of the EDR report appear likely to represent an environmental concern to the Site.

All of the databases reviewed for this assessment appeared to be complete and sufficient for the purposes of this assessment.

4.3 Agency File Review

4.3.1 Department of Toxics Substance Control

LFR requested information from the DTSC regarding the Site address. According to the DTSC, there are no records for the Site address.

4.3.2 City Planning and Building Departments

LFR requested permit records from City of Malibu; no building permits for the Site are on file with the city (Appendix E).

4.3.3 California Division of Oil, Gas, and Geothermal Resources

LFR reviewed readily available and pertinent oil and gas field maps from the California Department of Conservation, Division of Oil, Gas, and Geothermal Resources (DOGGR). According to the W2-1 Map, the McKeon Oil Co. "Malibou 1" well was located within 0.5 mile of the Site. According to the map information, the "Malibou 1" well was a "plugged and abandoned dry hole" and thus does not represent an environmental concern for the Site.

4.3.4 Los Angeles County Department of Environmental Health, Public Health Investigations

LFR requested information pertaining to the Site from the Los Angeles County Department of Environmental Health, Public Health Investigations (PHI). According to the PHI, there are no records for the Site.

4.3.5 SMMUSD Files

LFR reviewed files for the Site at the SMMUSD offices in Santa Monica. Based on a review of documents, two 10,000-gallon diesel USTs and their dispensers were removed from the Malibu Middle and High School campus in August 1992. The USTs were located in the bus maintenance area, in the northwest portion of the Site. Impacts from petroleum hydrocarbons to both soil and groundwater were detected, with the maximum concentration of total petroleum hydrocarbons (TPH) of 5,800 milligrams per kilogram (mg/kg) at a depth of 13 feet bgs. Soil impacts were generally limited to beneath the USTs and the affected soils were adequately defined.

Four groundwater monitoring wells were subsequently installed in the vicinity of the former USTs. Depth to water in these wells ranged from approximately 27.6 to 38.65 feet bgs from May 1995 to July 1996, with a southward groundwater gradient toward the center of the Site.

Using the Leaking Underground Fuel Tank (LUFT) Field Manual, Ocean Blue Engineers, Inc. (Ocean Blue) determined the leaching potential of TPH in the soil to be 100 mg/kg. The manual employs several characteristics to determine concentration of soil contaminants that can be left in place, and takes into account such factors as groundwater depth, annual precipitation, unique site features, and manmade conduits. While the concentrations encountered at the school campus exceeded the concentrations in the LUFT Field Manual, Ocean Blue concluded that the source of contaminants had been removed, and since the Site was paved, it was unlikely that soil contaminants would impact groundwater unless the water table rose.

After three rounds of groundwater monitoring, concentrations of benzene, toluene, ethylbenzene, and xylenes (BTEX) were all below their respective Maximum Contaminant Levels (MCLs), with one exception. Benzene had been detected at concentrations as high as 119.7 micrograms per liter (μg/l); the MCL for benzene is 1 μg/l. Ocean Blue concluded that, although the groundwater plume had not been fully defined, concentrations of BTEX had generally been declining, and therefore requested closure from the RWQCB.

Information obtained from the GeoTracker database (Section 4.3.7) and EDR indicates that the RWQCB has closed this UST case.

4.3.6 Los Angeles County Department of Public Works, Environmental Programs

Information reviewed at the Los Angeles County Department of Public Works (DPW) was similar to the information reviewed at the SMMUSD office, except a copy of the UST closure letter from the RWQCB dated September 11, 1996 was found in the file.

4.3.7 Los Angeles RWQCB

LFR reviewed information from the SWRCB maintained for the state's RWQCBs on the Internet at http://www.geotracker.swrcb.ca.gov. The Site address is listed as a Region 4 LUST case (# I-13216; global ID T0603704051) with a closed status. The GeoTracker database confirmed that RWQCB issued a closure letter to the SMMUSD on September 11, 1996.

4.4 Physical Setting Sources

4.4.1 Geology

4.4.1.1 Surface Features

According to the United States Geological Survey (USGS) 7.5-Minute Series Topographic Map of the Point Dume, California, quadrangle (1995), the Site is located

at an elevation of approximately 147 feet above mean sea level. The topography of the surrounding area is generally flat with a gradual slope to the south-southwest.

4.4.1.2 Subsurface Features

According to an environmental database report prepared by EDR, the geology of the Site is identified as part of the Miocene Series of the Tertiary System of the Cenozoic Era. According to the United States Department of Agriculture (USDA) Soil Conservation Service (SCS), the subject property is underlain by a Millsholm loam soil. This soil type is described as clayey with very slow infiltration rates and intermediate water holding capacity.

The Site is located in the Malibu Valley Basin, which is a small alluvial basin bounded by the Pacific Ocean to the south and by non-water bearing Tertiary rocks to the north, east, and west (California Groundwater Bulletin 2003).

4.4.2 Hydrology

4.4.2.1 Surface Water

The natural surface drainage in the site vicinity is southwest, towards the Pacific Ocean. The Pacific Ocean is approximately 0.5 mile southwest of the Site. Two ephemeral drainages are also located adjacent the Malibu Middle and High School campus, one along the northwest boundary of the Site and one to the south-southeast of the campus.

No evidence of surface water was observed at the Site or on adjacent properties. Storm water runoff from the Site flows onto adjacent streets and into storm drains.

4.4.2.2 Groundwater

Groundwater in the Malibu Valley Basin is found in Holocene alluvium comprised of clays, silts, sands and gravels that range in thickness from 90 to 140 feet (California Groundwater Bulletin 2003). Four groundwater monitoring wells were installed on the property following removal of the former USTs. Depth to water in these wells ranged from approximately 27.6 to 38.65 feet bgs from May 1995 to July 1996, with a groundwater gradient to the south toward the center of the Site.

4.4.3 Vicinity Review of Naturally Occurring Asbestos

Asbestos deposits can be found in many parts of California. The closest mapped rock outcrops that are likely to contain naturally occurring asbestos are located approximately 60 to 80 miles northwest of the Site in Santa Barbara County (DOC 2000, USGS 1969).

Based on the maps reviewed, outcrops of naturally occurring asbestos rocks are well beyond the 10-mile criterion, a distance criterion defined in the "Interim Guidance, Naturally Occurring Asbestos (NOA) at School Sites" (DTSC 2004).

It should be noted that certain rocks, which sometimes have associated asbestos when metamorphosed, are shown within 10 miles of the Site on the *Geologic Map of the Topanga and Canoga Park (South ½) Quadrangles* (Dibblee 1992). However, these rocks are described as intrusive dikes and sills, and are not indicated as metamorphosed. Due to the lack of metamorphism, these rocks have a low probability of associated asbestos.

Based on these observations, the potential for naturally occurring asbestos to be present on the Site is considered low.

4.5 Historical Use Information on the Site and Site Vicinity

The following information was obtained from a review of historical topographic maps, city directories and aerial photographs of the site vicinity (Appendix B).

4.5.1 Topographic Maps

LFR reviewed the following historical USGS topographic maps: the 1903 Camulos, California, 30-Minute Series; the 1921 and 1947 Triunfo Pass, California, 15-Minute Series; and the 1950 (with photorevisions dated 1967, 1981, and 1994), 1951, and 1995 Point Dume, California 7.5-Minute Series.

The 1903, 1921, and 1947 maps all depict the Site as undeveloped land. Pacific Coast Highway (PCH) was depicted as a dirt road approximately 0.2 mile south of the Site on the 1903 and 1921 maps, and as a paved highway beginning on the 1947 map.

The 1951 map depicts the Site as undeveloped land north of Morning View Drive. Several new roads in the Site vicinity lead to scattered residences.

The 1967, 1981, 1994, and 1995 maps all depict several buildings on the school campus. In addition, buildings were depicted west of the Site on the Juan Cabrillo Elementary School property. Surrounding land use remains relatively unchanged.

No environmental concerns were identified during a review of the topographic maps.

4.5.2 Aerial Photograph Review

Historical research into the land use of the Site included a review of historical aerial photographs of the Site vicinity. LFR reviewed aerial photographs of the Site that were received from EDR for the years 1928, 1947, 1952, 1965, 1976, 1990, 1994, and

2002. Brief descriptions of the Site and vicinity as they appear in these photographs are provided below. Copies of the aerial photographs are provided in Appendix B.

1928 and 1947

The 1928 and 1947 photographs depict the Site as undeveloped land covered with natural vegetation. PCH is depicted approximately 0.2 mile south of the Site. Morning View Drive is first depicted on the 1947 photograph.

1952

In the 1952 aerial photograph, the Site and surrounding area appear to be mostly undeveloped, although the central portion of the Malibu Middle and High School campus appears to have been used for agriculture (likely dry land farming).

1965

The 1965 photograph depicts a few school buildings on the Malibu Middle and High School campus (cafeteria, a classroom structure, and the bus barn). The dry land farming agricultural use has been abandoned. Structures are also depicted on the Juan Cabrillo Elementary School campus to the west. Scattered residential development is evident in the Site vicinity.

1976

In the 1976 photograph, additional buildings are depicted on the Site, including the library and administration buildings in the southwest portion of the Site and additional structures in the central portion of the Site (current classrooms, laboratories, and shop areas). The football field and track are visible on the east side of the campus.

1990, 1994, and 2002

The 1990, 1994, and 2002 aerial photographs all depict the Site in the current configuration. The surrounding properties consist of scattered residential development.

Based on a review of the aerial photographs, historic agricultural activities that may be associated with historic pesticide usage were identified on the central portion of the Site. However, the activities appear to be related to dry land farming, which is generally thought not to involve use or application of pesticides and/or water. As such, these agricultural activities are not identified as an environmental concern within this report. No additional environmental concerns were identified during the aerial photograph review.

4.5.3 Sanborn Map Review

Sanborn Fire Insurance Maps (Sanborn Maps) were originally generated in the late 1800s to mid 1900s to document possible fire hazards related to the types of building structures and their general use. LFR requested Sanborn maps from EDR. According to EDR, there is no Sanborn map coverage for the Site vicinity.

4.5.4 Historical City Directories

LFR reviewed a historical city directory abstract spanning the years from 1971 to 2006 at approximately five-year intervals. There are no listings at the Site address in the 1971, 1975, 1980, and 1985 directories. "Malibu High School" is listed at the Site address in the 1991 and 1996 directories. "Santa Monica Malibu High School" and the "Boy's & Girl's Club of Malibu" are listed at the Site in the 2001 and 2006 directories.

Nearby listings consist of residences and Malibu United Methodist Church.

5.0 SITE RECONNAISSANCE

5.1 Methodology and Limiting Conditions

On June 23, 2009, Mr. Aaron Hook, a representative of LFR, conducted a reconnaissance assessment of the Site to observe general site conditions and indications of the possible use(s) and release(s) of hazardous materials and/or petroleum products. The site reconnaissance was specifically focused on the use and storage of chemicals and wastes (both above and below ground) that might impact the subject property. Photographs taken during the site visit are included in Appendix C. Interviews with site representatives were conducted prior to and during the Site reconnaissance and are documented in Appendix D.

5.2 General Site Setting

The Site is entirely contained within the Malibu Middle and High School Campus. The topography of the Site and Site vicinity slopes gently toward the west-southwest to the Pacific Ocean. Land in the Site vicinity consists of rural residential and recreational properties.

The Site is currently improved with multiple permanent and temporary structures and various recreational facilities including a pool and sports fields. Multiple permanent structures that contain classrooms, laboratories, and shop areas are located in the central portion of the campus. Three common areas are located among the permanent structures in the southern portion of the property. The library, administration, and cafeteria buildings are located adjacent to the southwest boundary of the Site along

Morning View Drive. Two large metal barn structures that are used for facilities storage and vehicle maintenance, including a bus washing station ("the bus barn"), are located in the northwest portion of the Site.

The pool and sports fields span the eastern half of the campus. The area to the east of the sports fields is generally undeveloped land except for multiple footpaths and a double-track dirt road. A greenhouse and garden area are located in the northwest portion of the property. Multiple asphalt parking areas are located on the Site.

5.3 Site Observations

The Site reconnaissance visit suggested evidence of a previous removal presumably associated with the former USTs located in the bus maintenance area, in the northwest portion of the Site. The asphalt in the vicinity of the former USTs had been replaced, suggesting the specific location of the release. Groundwater monitoring wells associated with the former USTs were also identified. Five empty 55-gallon drums were observed adjacent to the bus barn (Appendix C). Site representatives indicated that the drums were left onsite from the UST abandonment and groundwater monitoring effort.

A bus washing station was observed in the bus barn. The area is serviced by two floor drains that were observed to hold standing water with an oily sheen. According to Site representatives, the water eventually drains to a septic system that is located north of the structure.

LFR observed the chemistry classroom, which appeared to be neat and orderly. No evidence of leaks or spills of chemicals was noted. The chemicals for the entire science department are stored in a single, secure storeroom located in Classroom 102; a chemical storage inventory was provided by SMMUSD (Appendix E). Laboratory wastes are also stored in this location and are disposed of offsite on an annual basis. The hazardous materials contractor for laboratory waste disposal employed by SMMUSD is CTL Environmental Services of Harbor City, California.

LFR observed a woodshop, art classrooms, and a photography dark room where small quantities of hazardous materials were stored. No evidence of leaks or spills of chemicals was noted. One 55-gallon poly drum that was labeled for pickup by the hazardous materials contractor was observed in the photography classroom. LFR also observed a sink area with floor drains in the photography dark room (Appendix C).

Multiple groundwater monitoring wells were observed on the Site. LFR interviewed a representative of Topanga Underground, the septic system inspection contractor, for information regarding the monitoring wells and connectivity of structures and septic locations. The monitoring wells were reportedly installed between March 28 and April 6, 2009 during an evaluation of the existing septic system (GeoConcepts 2009a). According to the representative, it is likely that all of the wastewater from the science laboratories and the woodshop drain to the septic system located north of

Classroom 102. The photography dark room wastewater may drain to a septic system located in the southern portion of the Site, directly east of the library.

The nurse's office maintains one "sharps" container for used syringes that is stored in a closed, locked cabinet. The waste is then shipped in a U.S Postal Service container to Sharps Compliance, Inc., an approved waste facility. No environmental concerns associated with the "sharps" container were observed. Any medical waste (i.e., used bandages) is handled by SMMUSD custodial staff.

An outdoor storage area for water treatment chemicals was observed adjacent to the pool. The area is secured with a locked fence. Adequate warning signs and an eye wash station were also observed in the storage area. No environmental concerns associated with the chemical storage area were noted.

A backup generator is situated behind the kitchen/auditorium. [*Trying to get more information from Terry which will be included in final report. May be an REC depending upon fuel type/age of generator*.]

Multiple electrical transformers were observed on concrete pads in the sports field areas and behind the kitchen/auditorium, as noted on Figure 2. The transformer locations did not coincide with any of the currently proposed improvement areas depicted on Figure 3. No evidence of oil leaks or stained soil were observed adjacent to the transformers.

6.0 INTERVIEWS

6.1 Interviews with Site Representatives

LFR interviewed the following Malibu Middle and High School representatives: Mr. Philip Wenker, Assistant Principal of Malibu High School, and Mr. Terry Kamibayashi, District Facilities Technician. According to the interviewees, no chemical spills or environmental cleanups, other than the UST removals documented above, have occurred at the Site. They were unaware of any environmental cleanup liens against the Site, activity or land use limitations, litigations or administrative proceedings relevant to hazardous substances or petroleum products in, on, or from the Site, or notices from any government entity regarding possible violations of environmental laws or possible liability relating to hazardous substances or petroleum products at the Site. In addition, the interviewees did not know of any obvious indicators that point to the presence or likely presence of contamination at the Site.

6.2 Interviews with Local Government Officials

LFR contacted Mr. Robert Sanchez of the City of Malibu regarding building permit records at the City. According to Mr. Sanchez, no building permits for Malibu Middle and High School are on file with the City (Appendix E).

7.0 FINDINGS

LFR performed a Phase I ESA of the Malibu Middle and High School Campus at 30215 Morning View Drive, Malibu, County of Los Angeles, California ("the Site"; Figure 1). There are 20 proposed improvement areas within the Site boundaries that may be expanded or modified during renovation activities to the campus (Figure 2).

7.1 On Site

Based on a review of historical topographic maps, city directories, and aerial photographs, the Site and vicinity were undeveloped land from at least as early as 1903 until 1947. Scattered residential development in the Site vicinity was first apparent in 1951. The Site was depicted as mostly undeveloped land in the 1952 aerial photograph. The Site was depicted as improved with school buildings in the 1965 aerial photograph, with residences depicted in the Site vicinity. The 1952 aerial photograph depicted limited agricultural use for dry land farming in the central portion of the Site. Additional school buildings were depicted in the 1976 aerial photograph. The Site was developed to the current configuration by 1990. Malibu High School was first listed at the current Site address in the 1991 city directory.

The Site is currently improved with multiple permanent and temporary structures and various recreational facilities including a pool and multiple sports fields. Multiple permanent structures that contain classrooms, laboratories, and shop areas are located in the central portion of the campus. Three common areas are located among the permanent structures in the southern portion of the property. The library, administration, and cafeteria buildings are located adjacent to the southwest boundary of the Site along Morning View Drive. Two large metal barn structures that are used for facilities storage and vehicle maintenance, including a bus washing station ("the bus barn"), are located in the northwest portion of the Site.

The pool and sports fields span the eastern half of the campus. The area to the east of the sports fields is generally undeveloped land except for multiple footpaths and a double track dirt road. A recently developed greenhouse and an organic garden area are located in the northwest portion of the property. Multiple asphalt parking areas are located on the Site.

The Site reconnaissance visit suggested evidence of a previous removal in the northwest portion of the Site, presumably associated with the former USTs located in

the bus maintenance area. The asphalt in the vicinity of the former USTs had been replaced, suggesting the specific location of the release. Groundwater monitoring wells associated with the former USTs were also identified. Five empty 55-gallon drums were observed adjacent to the bus barn (Appendix C). Site representatives indicated that the drums were left onsite from the UST abandonment and groundwater monitoring effort.

A bus washing station was observed in the bus barn. The area is serviced by two floor drains that were observed to hold standing water with an oily sheen. According to Site representatives, the water eventually drains to a septic system located north of the structure. No oil water separators were observed; furthermore, the facility representative was not aware of one.

LFR observed the chemistry classroom, which appeared to be neat and orderly. No evidence of leaks or spills of chemicals was noted. The chemicals for the entire science department are stored in a single, secure storeroom located in Classroom 102; a chemical storage inventory was provided by SMMUSD (Appendix E). Laboratory wastes are also stored in this location and are disposed of on an annual basis. The hazardous materials contractor for laboratory waste disposal employed by SMMUSD is CTL Environmental Services of Harbor City, California.

LFR observed a woodshop, art classrooms, and a photography dark room where de minimis amounts of hazardous materials were stored. No evidence of leaks or spills of chemicals was noted. One 55-gallon poly drum that was labeled for pickup by the hazardous materials contractor was observed in the photography classroom. LFR also observed a sink area with floor drains in the photography dark room (Appendix C).

Multiple groundwater monitoring wells were observed on the Site. LFR interviewed a representative of Topanga Underground, the septic system inspection contractor, for information regarding the monitoring wells and connectivity of structures and septic locations. The monitoring wells were reportedly installed between March 28 and April 6, 2009 during an evaluation of the existing septic system (GeoConcepts 2009a). According to the representative, it is likely that all of the wastewater from the science laboratories and the woodshop drains to the septic system located north of Classroom 102. The photography dark room wastewater may drain to a septic system located in the southern portion of the Site, directly east of the library.

The nurse's office maintains one "sharps" container for used syringes that is stored in a closed, locked cabinet. The waste is then shipped in a U.S Postal Service container to Sharps Compliance, Inc., an approved waste facility. No environmental concerns associated with the "sharps" container were noted. Any medical waste (i.e., used bandages) is handled by SMMUSD custodial staff.

An outdoor storage area for water treatment chemicals was observed adjacent to the pool. The area is secured with a fence and lock. Adequate warning signs and an eye

wash station were also observed in the storage area. No environmental concerns associated with the chemical storage area were observed.

Multiple electrical transformers were observed on concrete pads in the sports field areas and behind the kitchen/auditorium. The transformer locations did not coincide with any proposed improvement areas depicted on Figure 3. No evidence of oil leaks or stained soil were observed adjacent to the transformers.

Local Agency Research

LFR reviewed files for the Site at the SMMUSD offices in Santa Monica, the LADPW, and the RWQCB. Based on a review of documents, two 10,000-gallon diesel USTs and their dispensers were removed from the Malibu Middle and High School campus in August 1992. The USTs were located near a bus maintenance area, in the northwest portion of the Site. Impacts from petroleum hydrocarbons to both soil and groundwater were detected. Soil impacts were generally limited to the area beneath the USTs, and the affected soils were adequately defined.

Four groundwater monitoring wells were subsequently installed in the vicinity of the former USTs. Depth to water in these wells ranged from approximately 27.6 to 38.65 feet bgs from May 1995 to July 1996, with a groundwater gradient to the south toward the center of the Site.

After three rounds of groundwater monitoring, BTEX concentrations were all below their respective MCLs, with one exception. Benzene was detected at concentrations as high as 119.7 μg/l; the MCL for benzene is 1 μg/l. Ocean Blue concluded that, although the groundwater plume had not been fully defined, concentrations of BTEX had generally been declining, and therefore requested closure from the RWQCB. On September 11, 1996, the RWQCB issued a closure letter to the SMMUSD for the LUST site.

LFR also contacted the DTSC, the City of Malibu, DOGGR, and PHI for information regarding the Site; however, none of these agencies had records on file for the Malibu Middle and High School property address.

Regulatory Database Listings

There were four listings for the Malibu Middle and High School address, three of which were index listings or listings relating to disposal of certain waste streams under manifest (i.e., asbestos-containing materials [ACMs] or laboratory wastes) and did not identify that any releases had occurred. The fourth listing identified an on-site release and is summarized below:

- **Malibu High School** is listed in the LUST, LUST REG 4, Cortese, and SWEEPS UST databases for a 1993 LUST hydrocarbon release. The current status of the

listings is "Case Closed"; more information regarding the former USTs on the Site is provided in Section 7.1.1.

7.2 Off Site

The Site is entirely contained within the boundaries of the Malibu Middle and High School campus. Potential environmental concerns associated with the campus are described in Section 7.1.

An environmental database report prepared by EDR was reviewed for local, state, and federal listings for properties within the site vicinity. Regulatory database lists were reviewed for cases pertaining to leaking USTs and ASTs, hazardous waste sites, and abandoned sites within the specified radii of standards established by the ASTM.

No off-site facilities were determined to represent an environmental concern to the Site.

8.0 OPINIONS

8.1 On Site

LFR identified the following features from past activities at the Site that may have the potential to impact the Malibu Middle and High School Campus improvements project areas (Figure 2):

- **REC #1 –** Based on the original date of construction for the Site buildings, the potential exists for lead-based paint (LBP), termiticides, and/or ACMs to be present at the Site. It should be noted, however, that Malibu High School was part of an asbestos abatement program conducted in the 1990s.
- **REC #2 –** Two 10,000-gallon diesel USTs and their dispensers were removed from the Malibu Middle and High School campus in August 1992. Upon removal of the USTs, impacts from petroleum hydrocarbons to both soil and groundwater were detected. Four groundwater monitoring wells were installed and three rounds of groundwater monitoring were performed. Ocean Blue concluded that, although the groundwater plume had not been fully defined, BTEX concentrations had generally been declining, and therefore requested closure from the RWQCB, which was granted on September 11, 1996. Although the case has been closed, residual concentrations of petroleum hydrocarbons remained in the soil, and residual concentrations of benzene above the MCL, though diminishing, were noted in groundwater.
- **REC #3 –** Small quantities of hazardous materials were observed in the chemistry laboratory storeroom, woodshop, art studios, and photography dark room. Wastewater from these locations drains to septic systems where direct infiltration occurs. Although no evidence of chemical releases, spills or leaks was observed

during the site reconnaissance activities, potential releases from these locations via wastewater lines and/or seepage pits may have occurred over time and in aggregate constitute an REC.

- **REC #4 –** A bus washing station was observed in the bus barn. The area is serviced by two floor drains that were observed to hold standing water with an oily sheen. Although no evidence of chemical releases, spills or leaks was observed during the site reconnaissance activities, potential releases from these locations via wastewater lines and/or seepage pits may have occurred over time and in aggregate constitute an REC.
- **REC #5 –** Several transformers are present throughout the campus. Although no releases were observed, it is possible that PCBs, associated with older transformers (manufactured prior to the early 1980s), may have leaked historically and as such constitute an REC.
- **REC #6 –** Backup generator (*trying to get additional information from Terry to solidify – to be finalized in final version. May be an REC depending upon age of generator and fuel source*).

8.2 Off Site

A review of agency database information provided by EDR indicated that no off-site facilities are likely to represent an environmental concern to the Site.

9.0 CONCLUSIONS AND RECOMMENDATIONS

LFR has performed a Phase I ESA of the Site in conformance with the scope and limitations of ASTM Practice E-1527-05. Any exceptions to or deviations from this practice are described in Section 1.4 of this report. The findings and conclusions provided herein are based on information obtained from the site reconnaissance and agency review of the subject property and surrounding areas.

Additionally, based on the results of this Phase I ESA report, and per California Department of Education (CDE) requirements related to findings:

- The Site is not a current or former hazardous waste disposal or solid waste disposal site, and
- The Site is not a currently listed hazardous substance release site identified by the DTSC in a current list adopted pursuant to Section 25356 for removal or remedial action pursuant to Chapter 6.8 of Division 20 of the Health and Safety Code. The Site was listed as having a former release from a UST, but case closure has been granted and therefore this does not represent a current listing.

This Phase I ESA has identified several RECs or other conditions that would appear to require additional investigation prior to the Site being approved for school use:

- **REC #1 –** Due to the presence of current and former structures on the Site, DTSC would likely require sampling for lead and termiticides (i.e., organochlorinated pesticides) in soil. DTSC typically requires lead sampling anytime a structure that was constructed prior to the ban of LBP in the late 1970s/early 1980s is present at a site, and typically requires organochlorine pesticide sampling anytime a structure that was constructed prior to the ban of organochlorine pesticides in the late 1970s/early 1980s is present at a site.
- **REC #2 –** Since groundwater in the Site vicinity reportedly flows southward, and the center of the Site is located south of the former USTs, it is likely that DTSC would require soil vapor sampling related to the closed LUST case due to the detectable benzene concentrations reported prior to Site closure and the agency's increased awareness of potential vapor intrusion from volatile chemicals present in the subsurface.
- **REC #3 –** Due to the potential for releases of hazardous materials from the chemistry laboratories, woodshop, art studios, and photography dark room to the septic system, DTSC would likely require soil sampling for metals, pH, and/or volatile organic compounds (VOCs) around the wastewater lines and seepage pits. (It is noted that VOCs are typically evaluated by collecting soil vapor samples as opposed to soil samples.)
- **REC #4 –** Due to the presence of a bus washing station in the bus barn, including observations of standing water with an oily sheen in the two floor drains, DTSC would likely require soil sampling for TPH, polynuclear aromatic hydrocarbons (PAHs), VOCs, and/or metals around the wastewater lines and seepage pits. (It is again noted that VOCs are typically evaluated by collecting soil vapor samples as opposed to soil samples.)
- **REC #5 –** Due to the presence of transformers at the Site, DTSC would likely require soil sampling for PCBs near the bases of the transformers.
- **REC #6 –** Backup generator (*trying to get additional information from Terry to solidify – to be finalized in final version. May be an REC depending upon age of generator and fuel source – may recommend sampling for TPH; however no campus improvements planned currently in this area)*.

LFR recommends development of a Preliminary Environmental Assessment (PEA) Workplan to address the RECs noted above. Following development and implementation of the sampling plan, a PEA report should be prepared to document the results of the investigation.

It is noted that this Phase I ESA has been prepared to address potential RECs located throughout the entire campus. LFR understands that SMMUSD is in the process of finalizing its plan for campus improvements. Once the Improvement Project Plan has been finalized, and assuming it is finalized prior to the preparation of the PEA

Workplan, the PEA Workplan should be tailored to address those RECs located within (or potentially affecting) areas that are proposed for construction, exterior modification, and/or renovation.

If a "no further action" determination for the Site is needed from an agency, the Phase I ESA should be submitted to DTSC, along with an Environmental Oversight Application and a request for a scoping meeting.

10.0 DEVIATIONS

LFR did not deviate from or alter the scope of work, as defined in Section 1.2 of this report, in any way and conducted the Phase I ESA and prepared this report in conformance with ASTM E 1527-05.

11.0 ADDITIONAL SERVICES

LFR did not perform any work outside the scope of work as defined in Section 1.2 of this report.

12.0 REFERENCES

California Department of Conservation (DOC), Division of Mines and Geology. 2000. A General Location Guide for Ultramafic Rocks in California – Areas More Likely to Contain Naturally Occurring Asbestos.

California Division of Oil, Gas, and Geothermal Resources (DOGGR). 2006. Regional W2-1 Map.

California Groundwater Bulletin 118. 2003. Malibu Valley Groundwater Basin, Hydrologic Region South Coast.

City of Malibu, Building and Planning Departments. 2008. Records Requests. August 25.

Department of Toxic Substances Control (DTSC). 2004. Interim Guidance, Naturally Occurring Asbestos (NOA) at School Sites. Revised 9/24/04.

Dibblee, Thomas W. Jr. 1991. Geologic Map of the Beverly Hills and Van Nuys (South ½) Quadrangles, Los Angeles County, California; Dibblee Geologic Foundation Map #DF-31. May.

_____. 1992. Geologic Map of the Topanga and Canoga Park (South ½) Quadrangles, Los Angeles County, California; Dibblee Geologic Foundation Map #DF-35. June.

Environmental Data Resources, Inc. (EDR). 2007. EDR Aerial Photograph Decade Package, Inquiry Number 2065501.5. October 30.

———. 2007. EDR City Directory, Inquiry Number 2065501.5. November 1.

———. 2007. EDR Historical Topographic Map Report, 2065501.5. October 30.

———. 2007. EDR Radius Map with Geocheck, 02065501.2r. October 30.

———. 2009. EDR Radius Map, 02521886.1r. June 18.

GeoConcepts, Inc. 2009a. Monitoring Wells, 30215 Morning View Drive, Malibu, California. April 23.

———. 2009b. Evaluation of the Private Sewage Disposal System, 30215 Morning View Drive, Malibu, California. June 12.

United States Geological Survey (USGS). 1969. Geologic Map of California: Los Angeles Sheet, 1:250,000; compilation by Charles W. Jennings & Rudolph G. Strand.

13.0 SIGNATURES OF ENVIRONMENTAL PROFESSIONALS

Information, conclusions, and recommendations in this document have been prepared under the supervision of and reviewed by an LFR Inc. California Registered Environmental Assessor.

Martin E. Hamann, PG, CHG, REA II — Date
Principal Hydrogeologist
California Professional Geologist #5482
California Certified Hydrogeologist #203
California Registered Environmental Assessor II #20119

14.0 QUALIFICATIONS OF ENVIRONMENTAL PROFESSIONALS

The resumes for Aaron Hook, Senior Staff Scientist, Martin Hamann, PG, CHG, REA II, Principal Hydrogeologist, and Stephanie M. Gentry, Senior Toxicologist, are included on the following pages.

FIGURES

Site Plan

Malibu High School
30215 Morning View Drive, Malibu, CA - 002-11144-03

LFR

Figure 2

CM: K:\Data\Graphics\11000\11144\Malibu\013 Malibu HS\11144-013 Site Plan D.dwg [sp-mu] 7/14/09 3:31pm JDLoving XREFS:

APPENDIX A

Government Database Search
Environmental Data Resources, Inc.

Appendix A-1

EDR Radius Map with GeoCheck

Appendix A-2

EDR City Directory Abstract

APPENDIX B

Historical Aerial Photographs and Topographic Maps

Appendix B-1

Historical Aerial Photographs

Appendix B-2

Historical Topographic Maps

APPENDIX C

Site Photographs

APPENDIX D

Interview Documentation

INTERVIEW SOURCES

- Mr. Philip Wenker
  Assistant Principal
  Malibu High School

- Mr. Terry Kamibayashi
  District Facilities Technician
  Santa Monica Malibu Unified School District

APPENDIX E

Supporting Documents

Department of Toxic Substances Control

Matthew Rodriquez
Secretary for
Environmental Protection

Barbara A. Lee, Director
5796 Corporate Avenue
Cypress, California 90630

Edmund G. Brown Jr.
Governor

November 23, 2015

Ms. Sandra Lyon
Superintendent of Schools
Santa Monica Unified School District
1615 Sixteenth Street
Santa Monica, California 90404

APPROVAL OF THE FINAL PRELIMINARY ENVIRONMENTAL ASSESSMENT REPORT FOR MALIBU MIDDLE/HIGH SCHOOL AND JUAN CABRILLO ELEMENTARY SCHOOL, 30237 AND 30215 MORNING VIEW DRIVE, MALIBU, LOS ANGELES COUNTY, CALIFORNIA (SITE CODE: 301648)

Dear Superintendent Lyon:

The Department of Toxic Substances Control (DTSC) has completed review of the Final Preliminary Environmental Assessment (PEA) Report for the Malibu Middle/High School and the Juan Cabrillo Elementary School (Site). The PEA Report was revised based on DTSC's comment letters dated June 29, 2015 and re-submitted to DTSC on September 10, 2015, by Ramboll Environ, on behalf of the Santa Monica-Malibu Unified School District (SMMUSD). The PEA investigation field work was conducted in accordance with a DTSC approved PEA Work Plan to assess potential impacts from current and historical land use at the approximately 80-acre Site property. The PEA Report documents the findings of the comprehensive soil, soil gas and groundwater investigation activities conducted under DTSC's oversight at the Site during the summer of 2014. The PEA Report also includes a Site-wide Human Health Screening Risk Evaluation (HHSRE).

Based upon the revised PEA Report, DTSC has determined volatile organic compound (VOC) concentrations at the Bus Barn Area, also identified as Area of Interest-9 (AOI-9) may pose risk to human health based on unrestricted (residential) land use risk scenario; but is appropriate for school based use. Therefore, DTSC will require a land use restriction in the form of a land use covenant be filed for AOI-9 to prevent future residential use of this area. AOI-9 is approximately 0.66 acres in size and located in the northwest portion of the Site. AOI-9 is further identified as a portion of the Los Angeles County Assessor's Parcel Number (APN) 4469-017-900. In addition, DTSC has determined no further action is necessary for the remainder of the Site.

In accordance with the California Education Code Section 17213.1 (a) (6) (A), SMMUSD is required to provide public notice of the land use covenant in a local newspaper of general circulation. DTSC will issue a Site-wide certification letter for the

Printed on Recycled Paper

Site property (including the property identified as the Malibu High School Building G Area) after the after SMMUSD has filed the land use covenant for the AOI-9 property with the Los Angeles County Recorder's Office.

Pursuant to Education Code section 17213.2, subsection (e), if a previously unidentified release or threatened release of a hazardous material or the presence of a naturally occurring hazardous material is discovered at the Site at any future time, additional assessment, investigation or cleanup may be required.

If you have any questions regarding this letter, please contact DTSC's Project Manager, Maria Gillette, at (714) 484-5377 or at Maria.Gillette@dtsc.ca.gov.

Sincerely,

Yolanda Garza
Supervising Engineer
Schools Evaluation and Brownfields Cleanup Branch – Cypress Office
Brownfields and Environmental Restoration Program

cc: See next page.

cc: Mr. Michael O'Neill (via e-mail)
Consultant/Environmental Coordinator
School Facilities Planning Division
California Department of Education
moneill@cde.ca.gov

Ms. Jan L. Maez (via e-mail)
Associate Superintendent
Chief Financial Officer
Santa Monica-Malibu Unified School District
jmaez@smmusd.org

Ms. Carol Serlin, P.G., C.P.G. (via e-mail)
Principal
ENVIRON International Corporation
cserlin@environcorp.com

Ms. Maria Gillette (via e-mail)
Senior Environmental Scientist
Schools Evaluation and Brownfields Cleanup Branch
Brownfields and Environmental Restoration Program
maria.gillette@dtsc.ca.gov

Ms. Wendy Arano, P.G. (via e-mail)
Engineering Geologist
Brownfields and Environmental Restoration
Cleanup Program Office of Geology – Cypress
wendy.arano@dtsc.ca.gov

Dr. CY Jeng (via e-mail)
Staff Toxicologist Specialist
Brownfields and Environmental Restoration
Cleanup Program – Human and Ecological Risk Office – Cypress
cy.jeng@dtsc.ca.gov

Ms. Marcia Rubin (via e-mail)
Public Participation Specialist
Office of Communications – Cypress
marcia.rubin@dtsc.ca.gov

Schools Evaluation and Brownfields Cleanup Branch Reading File

Department of Toxic Substances Control

Matthew Rodriquez
Secretary for
Environmental Protection

Barbara A. Lee, Director
5796 Corporate Avenue
Cypress, California 90630

Edmund G. Brown Jr.
Governor

November 23, 2015

Ms. Sandra Lyon
Superintendent of Schools
Santa Monica Unified School District
1615 Sixteenth Street
Santa Monica, California 90404

APPROVAL OF THE FINAL PRELIMINARY ENVIRONMENTAL ASSESSMENT REPORT FOR MALIBU MIDDLE/HIGH SCHOOL AND JUAN CABRILLO ELEMENTARY SCHOOL, 30237 AND 30215 MORNING VIEW DRIVE, MALIBU, LOS ANGELES COUNTY, CALIFORNIA (SITE CODE: 301648)

Dear Superintendent Lyon:

The Department of Toxic Substances Control (DTSC) has completed review of the Final Preliminary Environmental Assessment (PEA) Report for the Malibu Middle/High School and the Juan Cabrillo Elementary School (Site). The PEA Report was revised based on DTSC's comment letters dated June 29, 2015 and re-submitted to DTSC on September 10, 2015, by Ramboll Environ, on behalf of the Santa Monica-Malibu Unified School District (SMMUSD). The PEA investigation field work was conducted in accordance with a DTSC approved PEA Work Plan to assess potential impacts from current and historical land use at the approximately 80-acre Site property. The PEA Report documents the findings of the comprehensive soil, soil gas and groundwater investigation activities conducted under DTSC's oversight at the Site during the summer of 2014. The PEA Report also includes a Site-wide Human Health Screening Risk Evaluation (HHSRE).

Based upon the revised PEA Report, DTSC has determined volatile organic compound (VOC) concentrations at the Bus Barn Area, also identified as Area of Interest-9 (AOI-9) may pose risk to human health based on unrestricted (residential) land use risk scenario; but is appropriate for school based use. Therefore, DTSC will require a land use restriction in the form of a land use covenant be filed for AOI-9 to prevent future residential use of this area. AOI-9 is approximately 0.66 acres in size and located in the northwest portion of the Site. AOI-9 is further identified as a portion of the Los Angeles County Assessor's Parcel Number (APN) 4469-017-900. In addition, DTSC has determined no further action is necessary for the remainder of the Site.

In accordance with the California Education Code Section 17213.1 (a) (6) (A), SMMUSD is required to provide public notice of the land use covenant in a local newspaper of general circulation. DTSC will issue a Site-wide certification letter for the

Printed on Recycled Paper

Site property (including the property identified as the Malibu High School Building G Area) after the after SMMUSD has filed the land use covenant for the AOI-9 property with the Los Angeles County Recorder's Office.

Pursuant to Education Code section 17213.2, subsection (e), if a previously unidentified release or threatened release of a hazardous material or the presence of a naturally occurring hazardous material is discovered at the Site at any future time, additional assessment, investigation or cleanup may be required.

If you have any questions regarding this letter, please contact DTSC's Project Manager, Maria Gillette, at (714) 484-5377 or at Maria.Gillette@dtsc.ca.gov.

Sincerely,

Yolanda Garza
Supervising Engineer
Schools Evaluation and Brownfields Cleanup Branch – Cypress Office
Brownfields and Environmental Restoration Program

cc: See next page.

cc: Mr. Michael O'Neill (via e-mail)
Consultant/Environmental Coordinator
School Facilities Planning Division
California Department of Education
moneill@cde.ca.gov

Ms. Jan L. Maez (via e-mail)
Associate Superintendent
Chief Financial Officer
Santa Monica-Malibu Unified School District
jmaez@smmusd.org

Ms. Carol Serlin, P.G., C.P.G. (via e-mail)
Principal
ENVIRON International Corporation
cserlin@environcorp.com

Ms. Maria Gillette (via e-mail)
Senior Environmental Scientist
Schools Evaluation and Brownfields Cleanup Branch
Brownfields and Environmental Restoration Program
maria.gillette@dtsc.ca.gov

Ms. Wendy Arano, P.G. (via e-mail)
Engineering Geologist
Brownfields and Environmental Restoration
Cleanup Program Office of Geology – Cypress
wendy.arano@dtsc.ca.gov

Dr. CY Jeng (via e-mail)
Staff Toxicologist Specialist
Brownfields and Environmental Restoration
Cleanup Program – Human and Ecological Risk Office – Cypress
cy.jeng@dtsc.ca.gov

Ms. Marcia Rubin (via e-mail)
Public Participation Specialist
Office of Communications – Cypress
marcia.rubin@dtsc.ca.gov

Schools Evaluation and Brownfields Cleanup Branch Reading File

Final Removal Action Completion Report Building G Area

Malibu High School
30215 Morning View Drive
Malibu, California

Prepared for:
Santa Monica/Malibu School District
Malibu, California

Prepared by:
ENVIRON International Corporation
Irvine, California

Date:
April 6, 2015

Project Number:
0433980M

ENVIRON

Prepared By:

Amy Caron, PG
Senior Associate

Safaa Dergham, PG
Senior Manager

Carol L. Serlin, PG, CPG
Principal

P:\S\SMMUSD\0433980M RAW\Removal Action Completion Report\SMMUSD Final Removal Action Completion Report.docx

ENVIRON International Corporation
18100 Von Karman Avenue, Suite 600
Irvine, California 92612
(949) 261-5151 Phone
(949) 261-6202 Fax

Contents

		Page
Executive Summary		**ES-1**
1	**Introduction**	**1**
1.1	Purpose	1
1.2	Removal Action Objectives	1
1.3	Scope	2
2	**Site Background and Characterization**	**3**
2.1	Site Description	3
2.1.1	Land Use	4
2.1.2	Historic Uses	4
2.1.3	Adjacent Properties	4
2.2	Site Owner	4
2.3	MHS Hydrology and Geology	4
2.4	Site Characterization	5
2.4.1	Location and Description of the Building G Area	5
2.4.2	Characterization of the Building G Area	6
2.5	Nature and Extent of PCB-containing Soil in the Building G Area	7
2.6	Human Health Risk Evaluation	7
3	**Applicable or Relevant and Appropriate Requirements**	**8**
3.1	Public Participation	8
3.2	California Environmental Quality Act Documentation	8
3.3	Hazardous Waste Management	8
3.4	South Coast Air Quality Management District	9
3.5	Health and Safety Plan	9
4	**Removal Action Work Activities**	**10**
4.1	Extent of Area of Excavation	10
4.2	Pre-Excavation Activities and Security Measures	10
4.2.1	Delineation of Excavation Area	10
4.2.2	Utility Clearance	11
4.2.3	Security Measures	11
4.2.4	Contaminant Control	11
4.2.5	Excavation Activities	11
4.2.6	Soil Staging and Storage Operations	12
4.3	Air and Meteorological Monitoring	12
4.3.1	Air Monitoring	13
4.3.2	Meteorological Monitoring	14
4.4	Dust Control	14
4.5	Department of Toxic Substances Control Oversight	14
4.6	Post-Excavation Incremental Sampling	15
4.7	Decontamination	15

Contents *(Continued)*

		Page
4.8	Management of Excavated Soil	16
4.8.1	Excavated Soil Profiling	16
4.8.2	Transportation Plan for Off-site Disposal	16
4.9	Backfill and Site Restoration	17
5	**Conclusion**	**18**
6	**References**	**19**

List of Tables

Table 1: Summary of Post-Excavation Incremental Soil Sampling Results, Building G Area, Malibu High School

List of Figures

Figure 1: Site Vicinity Map
Figure 2: Site Plan
Figure 3: Aroclor 1254 in Soil and Excavation Area – Building G Area
Figure 4: Fencing and Air Monitoring Locations – Building G Area
Figure 5: Post-Excavation Incremental Soil Sampling Locations – Building G Area
Figure 6: Truck Route

List of Appendices

Appendix A: Photolog
Appendix B: Air and Meteorological Monitoring Data
Appendix C: Laboratory Analytical Reports
Appendix D: Data Validation Reports
Appendix E: Non-Hazardous Manifests

Acronyms and Abbreviations

Acronym	Definition
4,4'-DDE	4,4'-Dichlorodiphenyldichloroethylene
AL	action level
AOIs	Areas of Interest
AQMD	South Coast Air Quality Management District
bgs	below ground surface
CCR	California Code of Regulations
CEQA	California Environmental Quality Act
CFR	Code Of Federal Regulations
DTSC	Department of Toxic Substances Control
ENVIRON	ENVIRON International Corporation
HASP	Health and Safety Plan
HHRE	Human Health Risk Evaluation
JCES	Juan Cabrillo Elementary School
mg/kg	milligrams per kilogram
mg/m^3	milligrams per cubic meter
MHS	Malibu High School
NOE	Notice of Exemption
OSHA	Occupational Safety And Health Administration
PCB	polychlorinated biphenyl
PEA	Preliminary Environmental Assessment
PG	Professional Geologist
PM_{10}	Particulate Matter Of Size Less Than Or Equal To 10 Micrometers
RA	removal action
RACR	Removal Action Completion Report
RAOs	Removal Action Objectives
RAW	Removal Action Work Plan
RSL	Regional Screening Level
the District	Santa Monica/Malibu Unified School District
µg/kg	microgram per kilogram
$µg/m^3$	microgram per cubic meter
USEPA	United States Environmental Protection Agency
yd^3	cubic yards

Executive Summary

ENVIRON International Corporation (ENVIRON), on behalf of the Santa Monica/Malibu School District (the District), has prepared this Removal Action Completion Report (RACR) to document soil removal activities conducted at the planter area, east of Building G (Building G Area) of Malibu High School (MHS or site), located at 30215 Morning View Drive, Malibu, California (see Figures 1 and 2; for Building G Area see Figure 3). Soil removal was conducted in accordance with ENVIRON's Removal Action Work Plan (RAW) entitled "*Removal Action Work Plan, Building G Area, Malibu High School, 30215 Morning View Drive, Malibu, California*," which was submitted as a Draft RAW to the Department of Toxic Substances Control (DTSC) on November 6, 2014. DTSC approved the Draft RAW with no modifications in a letter dated December 15, 2014, after which the Final RAW was submitted to DTSC on December 17, 2014. DTSC is the designated lead agency pursuant to the March 14, 2014 Voluntary Investigation Agreement (Agreement) between the District and the DTSC.

Subsurface investigations conducted during the summer of 2014 in accordance with the DTSC approved *Draft Preliminary Environmental Assessment Work Plan* (PEA Work Plan), dated May 23, 2014, indicated that polychlorinated biphenyls (PCBs), specifically Aroclor 1254, were detected in shallow soil in the Building G Area. The soil sampling conducted in the Building G Area revealed a relatively small PCB-impacted area in which two or more adjacent borings contained Aroclor 1254 at a concentration that exceeded its United States Environmental Protection Agency (USEPA) Regional Screening Level (RSL) for residential use. These PCB exceedances were localized and confined to surficial soil in a planter area, directly adjacent to a concrete walkway, located east of Building G. Similar PCB exceedances were not observed in other areas at MHS and thus appear to be unique to the Building G Area. The area of Aroclor 1254-impacted soil consisted of an approximate 1.5-foot thick surficial layer, measuring approximately 38 feet long by 7 feet wide (see Figures 3 through 5).

ENVIRON conducted a Human Health Risk Evaluation (HHRE) of the Building G Area considering the current school use and potential future residential use. Under a school scenario, the estimated excess lifetime cancer risks before and after excavation are below the target cancer risk of $1x10^{-6}$. Under a residential scenario, before excavation, the estimated excess lifetime cancer risk for hypothetical future on-site residents are $1.5 x10^{-6}$. For the after excavation residential scenario (after excavating the two highest Aroclor 1254 detections exceeding 1000 micrograms per kilogram [µg/kg]), the estimated excess lifetime cancer risk for hypothetical future on-site residents was at the target cancer risk of $1x10^{-6}$. Therefore, although no remediation was necessary or recommended under the school scenario, because the District desired to be able to use the Building G Area for any purpose in the future (e.g., unrestricted use), the District and DTSC agreed that the soil containing the highest Aroclor 1254 concentrations in the Building G Area would be excavated to lower the residential cancer risk estimate to the target risk of $1x10^{-6}$.

A RAW was prepared to address the PCB-impacted soil in the Building G Area. The purpose of the RAW was to provide for limited excavation of Aroclor-1254 impacted shallow soil in the Building G Area of MHS, to conditions that allow for future unrestricted (i.e., residential) use.

This RACR documents work completed at the Building G Area as part of the DTSC-approved RAW. Pre-excavation and excavation activities occurred between December 21 and December 30, 2014, during MHS Winter Break. The planar footprint of the excavation encompassed the highest detected concentrations of Aroclor 1254; soil samples MH-SB-76 and MH-SB-118, as well as locations MH-SB-119 through MH-SB-121 and MH-SB-124. Approximately 15 cubic yards (yd^3) of soil was excavated, determined to be non-hazardous, and transported off site for disposal at the Waste Connections - Chiquita Landfill, located in Castaic, California.

Excavation of the highest detected concentrations of Aroclor 1254 (soil samples MH-SB-76 and MH-SB-118), lowered the residential human health based risk associated with the PCB-impacted soil in the Building G Area to the target risk of $1x10^{-6}$, providing a site that is suitable for unrestricted regulatory closure.

Based on the results of the excavation activities performed in the Building G Area, as described herein, the District respectfully requests that DTSC issue a “No Further Action” for the PCBs in shallow soil in the Building G Area.

1 Introduction

ENVIRON International Corporation (ENVIRON) has prepared this Removal Action Completion Report (RACR) on behalf of the Santa Monica/Malibu Unified School District (the District), to document soil removal activities conducted at the planter area, east of Building G (Building G Area) of Malibu High School (MHS or site), located at 30215 Morning View Drive, Malibu, California (see Figures 1 and 2; for Building G Area see Figure 3). The removal action (RA) was performed between December 21 and December 30, 2014, during the Winter Break when school was not in session. Excavation activities were performed in accordance with ENVIRON's Removal Action Work Plan (RAW), entitled "*Removal Action Work Plan, Building G Area, Malibu High School, 30215 Morning View Drive, Malibu, California*," which was submitted as a Draft RAW to the Department of Toxic Substances Control (DTSC) on November 6, 2014. DTSC approved the Draft RAW with no modifications in a letter dated December 15, 2014, after which the Final RAW was submitted to DTSC on December 17, 2014. DTSC is the designated lead agency pursuant to the March 14, 2014 Voluntary Investigation Agreement (Agreement) between the District and the DTSC.

1.1 Purpose

The purpose of this RACR is to document that remedial actions presented in the DTSC-approved RAW have been completed, and the removal action objectives were met.

1.2 Removal Action Objectives

The soil removal action in the Building G Area focused on the removal and disposal of a defined area containing the highest detected concentrations of Aroclor-1254 in soil and provided a permanent solution that reduced the toxicity, mobility, and volume of impacted soil. DTSC determined that the soil removal action was the preferred RA remedy in terms of the three technology evaluation criteria: effectiveness, implementability, and cost (as evaluated in the DTSC-approved RAW).

Removal action objectives (RAOs) were established to be protective of human health and the environment. RAOs were based upon the current environmental conditions and current and anticipated future uses of MHS and the Building G Area. The RAOs, as presented in the approved RAW, were to:

- Reduce concentrations of Aroclor 1254 in soil to minimize the human health-based risks associated with soil in the Building G Area to achieve unrestricted land use;
- Provide a site that is acceptable for regulatory closure under unrestricted scenario; and

Based on the RAOs, the excavation area, as depicted on Figure 3, was defined at and in proximity to the impacted shallow soil. The extent of the excavation was determined from: (1) information obtained during the Preliminary Environmental Assessment (PEA) investigation and subsequent soil step-out sampling at the Building G Area; and (2) risk management decisions based upon the current and anticipated future use of MHS and the Building G Area. Information used to develop the extent and dimensions of the excavation area included validated laboratory analytical results, historical uses, and operations at the Building G Area, and the Building G Area Human Health Risk Evaluation (HHRE).

1.3 Scope

The completed RA combined excavation of PCB-impacted soil with off-site disposal. Activities conducted to implement the RA are summarized below and described in greater detail in subsequent sections of this report.

- Conducted pre-excavation activities by defining the exclusion zone, identified areas to be fenced (including hillside), erected fencing to isolate the exclusion zone, and laid down plastic sheeting (Visqueen) adjacent to the excavation area, in areas traversed by earth moving equipment, and where roll-off bins are staged;
- Marked out the boundaries of the excavation using stakes and high visibility paint;
- Excavated PCB-impacted soil from the Building G Area per the DTSC-approved RAW (Figure 3);
- Conducted air and meteorological monitoring during excavation activities (Figure 4);
- Conducted post-excavation incremental soil sampling (Figure 5);
- Pre-characterized soil for off-site disposal using existing soil data;
- Loaded and transported excavated soil off site to a disposal facility (Figure 6); and
- Backfilled the excavation with DTSC-approved clean fill and restored the area to its original condition.

RA activities were conducted in accordance with a site-specific Health and Safety Plan (see Appendix B of the RAW) and a Transportation Plan (see Section 7 of the RAW).

2 Site Background and Characterization

On March 13, 2014, an Agreement was executed between the DTSC and the District to conduct a PEA at Juan Cabrillo Elementary School (JCES) and MHS to evaluate the environmental condition of soils at the schools. Accordingly, ENVIRON prepared and submitted a PEA Work Plan to DTSC on May 23, 2014 detailing the proposed soil, soil gas, and groundwater investigation at JCES and MHS. The PEA Work Plan was conditionally approved by DTSC on June 27, 2014. Initial field activities were conducted between June 30 and August 18, 2014 under DTSC's oversight and in accordance with the DTSC-approved PEA Work Plan. PEA sampling results were presented to the DTSC in two separate data transmittals. The first data transmittal entitled, "*Final Summary of Soil, Soil Vapor, and Groundwater Sampling Results, Juan Cabrillo Elementary School, 30237 Morning View Drive, Malibu, California,*" dated September 12, 2014, presented sampling results collected from JCES. The second data transmittal entitled "*Final Summary of Soil, Soil Vapor, and Groundwater Sampling Results, Malibu High School, 30215 Morning View Drive, Malibu, California*," dated September 23, 2014 presented sampling results collected from MHS. Based on the data collected as part of the PEA investigation, DTSC and the District identified one area for further action at MHS, the Building G Area. As a result, DTSC and the District signed a Second Amendment to the Agreement in November 2014, which outlined the RA.

The RAW was prepared at the request of the DTSC, pursuant to the Agreement, and in accordance with DTSC's guidance entitled "Removal Action Work Plans," dated September 23, 1998, to perform a removal action in the Building G Area at MHS. A RAW is one of two remedy selection documents that may be prepared for a hazardous substance release site pursuant to Health and Safety Code Section 25356.1, and is appropriate for removal actions that are projected to cost less than $2,000,000. DTSC approved ENVIRON's November 6, 2014 Draft RAW on December 15, 2014, and ENVIRON subsequently submitted a final RAW to DTSC on December 17, 2014.

2.1 Site Description

MHS is located in the Zuma Beach Area, in the City of Malibu, on the southern flank of the western portion of the Santa Monica Mountains, at 30215 Morning View Drive (Figure 2), 0.2 miles north of Pacific Coast Highway. MHS is comprised of approximately 80 acres (including areas leased to others) and consists of many buildings (Buildings A through K, and New Gymnasium). Construction of most of the buildings occurred in the 1960s and 1970s, except for Building K and the New Gymnasium, which were built in 2002. Most buildings at MHS are bordered by an approximately 8- to 10- foot wide concrete walkway and a concrete and/or vinyl siding overhang. Two large metal barn-like structures that are used for equipment storage and vehicle maintenance, including a bus washing station ("Bus Barn") are located in the northwestern portion of MHS. The terrain generally consists of rolling hills with a maximum topographic relief of approximately 90 feet and elevations ranging from approximately 80 to 170 feet above mean sea level. The topography at the site and its vicinity slopes gently southwesterly to the Pacific Ocean.

2.1.1 Land Use

MHS is owned by the District and is zoned for institutional use. Since construction, MHS has been used for educational purposes.

2.1.2 Historic Uses

In the late 1940s through early 50s, MHS appears to be mostly undeveloped and may have been used for activities related to dry land farming. MHS was used for educational purposes starting in the early 60s. Building H (the Auditorium and Kitchen), Building E (Middle School/Blue Building), Building F (Music), Building I (Graphic Arts), and the Bus Barn were developed from early to mid-1960s. Buildings A (Library), B/C (Administration), D (Science), G (Art, Woodshop), and the Old Gymnasium were completed by mid-70s. Building K and the New Gymnasium were built in 2002.

2.1.3 Adjacent Properties

MHS is located in the Zuma Beach Area, in the City of Malibu, California. MHS is comprised of Assessor Parcel Numbers 4469-017-900 (out of which 6.4 acres are shared with JCES), 4469-017-901, 4469-017-902, and 4469-017-903. The Building G Area is located within Parcel Number 4469-017-900. The following border MHS (Figure 2):

- To the north: residential properties;
- To the west: JCES;
- To the south: across from Mountain View Drive, is the Malibu United Church and Nursery School. Zuma Beach and the Pacific Coast Highway are located approximately 1,000 feet and 1,500 feet south of MHS; and
- To the east: residential properties and the Malibu Equestrian Center.[1]

2.2 Site Owner

MHS is owned by the District.

2.3 MHS Hydrology and Geology

Geology

Based on previous subsurface investigations and the United States Geologic Society Geologic Map (Yerkes and Campbell, 2005), the geology beneath MHS consists of two main units: the Young Non-Marine Terrace Deposits (Qyd) and the Monterey Shale (Tmt). These geologic units are further described below:

<u>Young Non-Marine Terrace Deposits</u>

This unit consists primarily of very stiff to stiff silty to sandy clay, interbedded with bedrock clasts. Non-marine terrace deposits are encountered from the surface or below surface fill to a maximum depth of 20 feet below ground surface (bgs) (Leighton, 2009).

[1] The Malibu Equestrian Center leases property from the District.

Monterey Shale

Interbedded claystone and siltstone of the Monterey Shale formation are encountered at depths ranging from 10 to 20 feet bgs (Leighton, 2009). The unit is described as light brown, moderately hard to hard, fractured, oxidized, and weathered, with calcite staining.

Two other geologic units are exposed at MHS: the Trancas Formation (Tr) and Zuma Volcanics (Tz). The Trancas Formation is aerially limited to a small portion on the northwest corner of MHS. The Zuma Volcanics geological unit is sporadically exposed in the north-northeastern half of MHS and appears to contact the Young Non-Marine Terrace and the Monterey Shale in the center of MHS.

Hydrogeology

MHS lies within the Malibu Hydrological Unit and the Truncas Canyon Hydrologic Sub-Area (Los Angeles Regional Water Quality Control Board, Basin Plan). There is no groundwater basin designated in the MHS area and groundwater is not assigned any beneficial uses according to the Basin Plan. Zuma Beach Coastal Waters are designated for recreational uses. Groundwater underlying the site is not used for drinking water. Drinking water at the site is supplied by the Metropolitan Water District of Southern California (MWDSC). MHS is bounded to the northwest by an ephemeral stream, designated by the City of Malibu as an Endangered Species Habitat Area.

During the PEA investigation, groundwater at MHS was encountered at depths ranging from approximately 51feet bgs to 62 feet bgs. The calculated groundwater gradient from the existing monitoring wells (MW-1 through MW-11) indicates that groundwater flows to the southwest, toward the Pacific Ocean.

2.4 Site Characterization

The PEA Work Plan identified 18 Areas of Interest (AOIs), AOI-1 through AOI-4, located at JCES and AOI-5 though AOI-18 located at MHS. The scope of the PEA Work Plan included soil, soil gas, and groundwater sampling. The results of sampling conducted during execution of the PEA Work Plan are provided in the final data transmittals for JCES and MHS. The final data transmittals were presented to the DTSC on September 5 and 23, respectively, and are also available electronically on DTSC's EnviroStor website.

This RACR focuses on the Building G Area, located within AOI-5 at MHS. AOI-5 addresses buildings constructed prior to 1981 at MHS. During implementation of the PEA Work Plan, 46 borings were advanced within AOI-5, out of which 7 were located in the "Building G Area." Upon review of initial soil sampling results, soil step-out sampling was conducted in the Building G Area. A description of the initial and step-out sampling conducted in the Building G Area is provided below.

2.4.1 Location and Description of the Building G Area

The Building G Area, within the MHS footprint, is comprised of the planters located immediately east of Building G and north of Building I. The area is composed of planters varying in width from 2 feet (east of Building G) to approximately 5 feet (north of Building I). Building G is bordered to the east by an 8-10 foot wide concrete walkway, followed by a 2-foot planter. The

north side of Building I does not have a concrete walkway; therefore the planter abuts the edge of Building I. Both Building G and Building I are bordered to the north and east by an open grassy area, surrounded by approximately 20-foot high hills and the Amphitheatre stairs (see Figures 3 and 4). Building G and Building I are used for art/ woodshop and graphic arts, respectively.

2.4.2 Characterization of the Building G Area

The Building G Area is depicted on Figure 3. In July 2014, as part of implementation of the PEA Work Plan, four borings (MH-SB-10, MH-SB-76, MH-SB-77, and MH-SB-79) were advanced in the planter area, abutting the concrete walkway, immediately east of Building G and three borings (MH-SB-11, MH-SB-13, MH-SB-14) were advanced in the planter area north of Building I (Figure 3). Soil samples were collected from the surface (0 – 0.5 feet bgs) and from 1.5 to 2 feet bgs and were analyzed for pesticides (organochlorine and organophosphates), herbicides, lead, and PCBs, using United Stated Environmental Protection Agency (USEPA) Methods 8081A, 8141A, 8151A, 6010, and 8082, respectively. Soil sampling results are presented on Figure 3. In summary:

- Of the organochlorine pesticides, 4,4'-dichlorodiphenyldichloroethylene (4,4'-DDE) was detected at concentrations ranging from 6 micrograms per kilograms (µg/kg) in surface soil sample MH-SB-11 to 59 µg/kg in surface sample MH-SB-10 and total chlordane was detected in one surface soil sample, MH-SB-13, at a concentration of 88 µg/kg. Detections of 4,4'-DDE and total chlordane were well below their respective Residential DTSC-Modified Regional Screening Level (RSL) or USEPA RSL for residential soil of 1,600 µg/kg and 1,800 µg/kg, respectively.
- Herbicides and organophosphates pesticides were not detected above their respective laboratory reporting limits in any of the soil samples.
- Lead was detected at concentrations ranging from 3.1 milligrams per kilogram (mg/kg) in MH-SB-76 at a depth of 1.5 feet bgs to 42 mg/kg in surface soil sample MH-SB-10. Lead detections were well below the DTSC-Modified RSL for residential soil of 80 mg/kg.
- Of the PCBs, Aroclor 1254 was the only PCB detected. Aroclor 1254 was detected at concentrations ranging from 130 µg/kg in soil sample MH-SB-77 at a depth of 2 feet bgs to 1,500 µg/kg in soil sample MH-SB-76 at the ground surface. Five soil samples, MH-SB-10 at the surface and 1.5 feet bgs, and surface samples MH-SB-76, MH-SB-77, and MH-SB-79, contained Aroclor 1254 at concentrations of 590 µg/kg, 270 µg/kg, 1,500 µg/kg, 720 µg/kg, and 700 µg/kg, respectively. These concentrations exceeded the USEPA RSL for residential soil of 240 µg/kg for Aroclor 1254. PCB sampling results are summarized on Figure 3.

Based on the results of the initial PEA investigation, 11 step out soil borings, MH-SB-114 through MH-SB-124, were advanced within the Building G Area (Figure 3). Twenty-two soil samples were collected from borings MH-SB-114 through MH-SB-124 and were analyzed for PCBs using USEPA Method 8082. Five of the 22 step-out soil samples, MH-SB-114, MH-SB-116, MH-SB-118, MH-SB-119, and MH-SB-120, contained Aroclor 1254 at concentrations of 800 µg/kg, 410 µg/kg, 1,100 µg/kg, 340 µg/kg, and 430 µg/kg, respectively, exceeding the USEPA RSL for residential soil. The step-out soil sampling results, combined

with the original soil sampling results, were used to evaluate the extent of Aroclor 1254 in soils in this area.

2.5 Nature and Extent of PCB-containing Soil in the Building G Area

Eighteen soil borings were advanced in the Building G Area, and 36 soil samples were analyzed for PCBs (18 soil samples from 0 to 0.5 feet bgs and 18 soil samples from 1.5 to 2 feet bgs). Soil sample results in the Building G Area for PCBs are illustrated on Figure 3.

Initial soil sampling results for PCBs and subsequent soil step-out sampling conducted immediately east of Building G, indicated that PCB detections were limited to Aroclor 1254. Maximum concentrations of Aroclor 1254, were detected in surface soil samples collected from borings MH-SB-76 (1,500 µg/kg) and MH-SB-118 (1,100 µg/kg) located adjacent to one another in the planter directly adjacent to the concrete walkway that abuts Building G. These exceedances were localized and confined to surficial soil in the planter. Similar exceedances were not observed in other areas at MHS and thus this situation appears to be unique to the Building G Area. PCB concentrations in this area are unlikely to pose a significant risk to public health because the concentrations are fairly low and access to the area is restricted. The average concentration (i.e., 95 per cent upper confidence limit [UCL] on the mean concentration) in the Building G Area is below the risk-based concentration for staff and students in a school-based scenario, as further discussed in Section 2.6.

2.6 Human Health Risk Evaluation

To evaluate the potential human health risks to current and potential future on-site populations due to exposure to the chemicals detected in soil in the Building G Area, a HHRE was performed. The HHRE was presented in Section 2.4 of the DTSC-approved RAW and evaluated the potential human health risks to current and potential future on-site populations both before and after soil excavation.

The HHRE concluded that, under a school scenario, chemicals in soil are not expected to result in adverse health effects to students and teachers/staff through direct contact both before and after excavation. Under a residential scenario, the HHRE concluded that chemicals in soil are not expected to result in adverse health effects to hypothetical future on-site residents through direct contact both before and after excavation. However, to achieve a target excess lifetime cancer risk of $1x10^{-6}$, the District agreed to conduct a RA to address the highest concentrations of Aroclor 1254 in shallow soil in the Building G Area.

3 Applicable or Relevant and Appropriate Requirements

Previous investigations in the Building G Area indicated the presence of the Aroclor 1254 in soil exceeding its residential RSL. The most effective remedial action was determined to be removal consisting of soil excavation and off-site disposal. This section discusses the applicable or relevant and appropriate requirements for the soil excavation and off-site disposal activities conducted.

3.1 Public Participation

The public participation requirements and activities conducted during the RAW process included:

1. The development of a community profile;
2. Conducting community interviews;
3. Publishing a notice of the availability of the RAW for public review and comments (the public comment period was from November 7, 2014 to December 10, 2014);
4. Making the RAW and other supporting documents available at DTSC's office and in a local information repository;
5. Responding to public comments received on the RAW and California Environmental Quality Act (CEQA) documents;
6. Sending a community update to the site mailing list describing the Building G Area, the proposed RA, and the RAW implementation schedule; and
7. Preparing final documents in electronic format and uploading to DTSC's publicly accessible EnviroStor database and at the MHS Library and Malibu Public Library.

3.2 California Environmental Quality Act Documentation

CEQA requires public agencies to evaluate the potential effects of projects on a full-range of physical environmental conditions, including land, air, water, mineral, flora, fauna, noise, and objects of historical or aesthetic significance. CEQA applies to all discretionary projects proposed to be carried out or approved by California public agencies, unless an exemption applies. DTSC considered the potential impacts of the selected removal action alternative activities upon existing environmental conditions, and concluded that the environmental safeguards and monitoring procedures included in the RAW ensured that impact to the environment would be less than significant. As a result, DTSC found that the project is exempt from further environmental review under CEQA and prepared a Notice of Exemption (NOE), dated November 6, 2014. Upon approval of the RAW, DTSC filed the NOE with the State to comply with the CEQA requirements.

3.3 Hazardous Waste Management

Based on existing soil data and before soil removal activities commenced, Aroclor 1254 was detected at a maximum concentration of 1,500 μg/kg (or 1.5 mg/kg) in one soil sample collected from the Building G Area. Existing soil data obtained from the Building G excavation area was

used to evaluate appropriate off-site disposal of the excavated soil. As a result, Aroclor 1254-impacted soil excavated from the Building G Area was handled as non-hazardous waste.

3.4 South Coast Air Quality Management District

The South Coast Air Quality Management District (AQMD) has two rules that address excavation (Rules 1150 and 1166), and one that addresses fugitive dust (Rule 403). Rule 1150 applies to the excavation of sanitary landfills, and is not relevant to this project. Rule 1166 applies to the excavation of soils containing volatile organic compounds (VOCs) and does not apply to this project, as Aroclor 1254 is not a VOC.

Several elements of Rule 403, such as protocols to mitigate potential fugitive dust emissions, were incorporated into the RAW. Excavation, loading, and transport of impacted soils was performed in compliance with AQMD Rule 403, prevention, reduction, and mitigation measures for fugitive dust emissions. However, notification of AQMD is required only for large operations Therefore, no notification or filing of a Fugitive Dust Emission Control Plan was required due to project size.

3.5 Health and Safety Plan

All contractors were responsible for operating in accordance with the most current requirements of Title 8, California Code of Regulations (CCR), section 5192 (8 CCR 5192) and Title 29, Code of Federal Regulations (CFR), section 1910.120 (29 CFR 1910.120), Standards for Hazardous Waste Operations and Emergency Response. On-site personnel were responsible for operating in accordance with all applicable regulations of the Occupational Safety and Health Administration (OSHA) outlined in 8 CCR General Industry and Construction Safety Orders and 29 CFR 1910 and 29 CFR 1926, Construction Industry Standards, as well as other applicable federal, state and local laws and regulations. All personnel operated in compliance with all California OSHA requirements.

A Health and Safety Plan (HASP) was prepared for the site and was used during the execution of the PEA Work Plan. The HASP was modified to include excavation of the Building G Area. A copy of the revised HASP is included in Appendix B of the RAW.

The provisions of the HASP were mandatory for all MHS personnel and its contractors who are at the site. Subcontractors conducting fieldwork in association with this RAW adopted and abided by the HASP or developed their own safety plans, which, at a minimum, met the requirements of the HASP. All on-site personnel read the HASP and signed a log provided by the site Health and Safety Officer before initiating activities at the Building G Area.

4 Removal Action Work Activities

Soil removal activities were performed during Winter Break, between December 21 and December 30, 2014, by a California-certified contractor under the supervision of a California registered Professional Geologist.

Removal, transportation, and disposal were performed in accordance with applicable federal, state, and local laws, regulations, and ordinances. Soil handling and disposal practices were described in the Transportation Plan (presented in Section 7 of the DTSC-approved RAW and is summarized in Section 4.8.2 below).

Figure 3 illustrates the excavated area, along with a summary of the PEA sampling results. Figure 4 depicts the location and extent of the excavation along with air monitoring stations, temporary fencing, and the locations of the areas where Visqueen was used to cover and protect the surfaces. Figure 5 shows post-excavation incremental soil sampling locations, and Figure 6 depicts the truck route used to transport excavated soil off-site. A photo log documenting each day of removal action activities is included in Appendix A.

4.1 Extent of Area of Excavation

In order to achieve the RAOs listed in Section 1.2, soil containing the highest Aroclor 1254 concentrations was excavated. Therefore, the excavation encompassed the locations of borings MH-SB-76 and MH-SB-118 where Aroclor 1254 was detected in surface soils at concentrations of 1,500 µg/kg and 1,100 µg/kg, respectively. The excavation extended north to include MH-SB-120 where Aroclor 1254 was detected in surface soil at a concentration of 430 µg/kg, and south to the edge of concrete ramp, approximately 20 feet south of boring MH-SB-76. The excavation was extended east to include soil step-out sampling locations MHS-SB-119, MH-SB-121, and MH-SB-124 where Aroclor 1254 was detected at concentrations of 340 µg/kg, 140 µg/kg, and 72 µg/kg, respectively. The excavation extended as far west as the edge of the concrete walkway. Based on the results of existing and step-out sampling locations collected from 1.5 feet bgs, the excavation was extended vertically to 1.5 feet. Figures 3 and 4 and Photos 12 and 14 illustrate the lateral extent of the excavation in the Building G Area. The final excavation dimensions were approximately 38 feet long by 7 feet wide and 1.5 feet deep.

4.2 Pre-Excavation Activities and Security Measures

Prior to equipment mobilization, site preparation activities were performed, including site inspections, demarcation of excavated areas, and placing of Visqueen cover over areas adjacent to the excavation and along soil transport routes (see Photos 1, 2, and 3).

4.2.1 Delineation of Excavation Area

The areal limits of the excavation were delineated by ENVIRON before commencement of soil removal activities. The area to be excavated was marked in the field by ENVIRON using stakes and high visibility paint. The original proposed length of the excavation in the north-south direction was measured from Google Earth at approximately 45 feet; however, the distance measured in the field from the concrete walkway to borings MH-SB-120 and MH-SB-121 was 38 feet, 7 feet shorter than the original proposed length in the RAW. DTSC's Geologist was

present during excavation activities, and concurred with ENVIRON's measurements of the total length of the excavation.

4.2.2 Utility Clearance

Prior to commencement of excavation, ENVIRON notified Underground Service Alert (USA) of its intent to conduct excavation, in accordance with California State law (Assembly Bill AB 73). ENVIRON also worked with the District to identify any buried utilities, including buried irrigation pipe lines. ENVIRON did not contact a private utility locator as the Building G Area has been cleared for underground utilities during the implementation of the PEA Work Plan.

4.2.3 Security Measures

Fencing was erected prior to the commencement of the excavation to isolate the exclusion zone and to ensure that all work areas were secure and safe (See Figure 4). Persons requesting site access were required to have pre-access authorization and demonstrate a valid purpose for access. If access to work areas was planned, visitors were briefed regarding the site-specific HASP (see Appendix B of the RAW).

4.2.4 Contaminant Control

Measures were implemented during soil excavation activities to prevent potential air transport of excavated soil and dust to the adjacent areas. The nearest occupied and/or residential areas in the vicinity of the area addressed by the RAW are located uphill and at least a mile away from the area to be excavated. Excavation took place during Winter Break, when school was not in session, to minimize exposure to faculty and students. Based on these factors, and because air monitoring procedures (see Section 4.3) and measures to reduce dust emissions (see Section 4.4) were implemented during excavation activities, particulate migration of PCBs outside the excavation area was not expected. Additionally, On December 21, 2014, prior to the commencement of excavation activities and prior to earth moving equipment mobilization, areas and surface directly adjacent to the marked excavation boundaries were covered with Visqueen. These areas are depicted on Figure 4 and include the grassy area and hillside that surround the excavation, the concrete walkway west of the excavation, areas traversed by earth moving equipment (the concrete walkway east of Building G and directly adjacent to the proposed excavation area, the concrete area north of Building G, and the asphalt and a portion of the parking lot where the roll off bins were stored (Photos 1, 2, 3, and 12). Additionally, a portion of the hillside north of Building G, the lower half of the wall in proximity to the westernmost perimeter, and the grass and picnic areas in proximity to the roll off bins and excavation area were covered with Visqueen to reduce the potential deposition of dust and soil particulates during soil loading procedures (Photos 3 and 13).

Additionally, four air monitoring stations and one weather station were placed around the perimeters of the exclusion zone as depicted on Figure 4. The air monitoring and weather stations were assembled, calibrated, and checked prior to commencement of the excavation activities to minimize disruptions and down time.

4.2.5 Excavation Activities

Excavation activities were conducted between December 22 and 30, 2014 by trained and equipped hazardous waste workers from Innovative Construction Solutions (ICS) of Santa Ana,

California. Prior to the commencement of excavation activities, the four air monitoring and one weather station were turned on. One additional hand held air monitoring unit also was set up in the work zone, directly adjacent to the excavation.

Soil was removed from the excavation area using a mini-excavator (Photo 1). Excavated soil was transferred directly from the bucket of the mini-excavator into a Super Sack® that was anchored on a forklift, directly adjacent and/or over the excavation during the transfer (Photos 9 and 10). Super Sacks® were used as an alternative to direct-soil loading into the roll-off bins from a bobcat, as originally proposed in the RAW, due to space limitations and to provide better containment of the excavated soil. DTSC's Geologist approved this modification to the RAW. After the soil was loaded into the Super Sack®, the Super Sack® was sealed with tape, transported via forklift from the excavation area, north of and around Building G, and to the roll-off bin staging area by the Gymnasium, where it was temporarily staged on Visqueen pending placement into roll off bins (Photo 11). The Super Sacks® were directly loaded into the roll-off bin, after the bins were delivered to the site.

During excavation activities, dust generation was controlled through wetting the soil and air monitoring was conducted at locations depicted on Figure 4 to confirm particulate concentrations were acceptable. Air monitoring stations were manually checked and logged in the field at five minute intervals (see Section 4.3 for more detail). Excavation was not conducted during times of high wind conditions (e.g., wind speed in excess of 25 miles per hour). Excavation activities were not conducted on December 26, 2014, due to local high wind conditions. At the end of each working day, temporary fencing was erected around areas where equipment was stored (Photo 6) and around the excavation area (Photo 15).

Following the completion of excavation activities, roll-off bins were loaded on to ICS's vehicles and taken off- site for disposal to a Class III landfill at the Waste Connections - Chiquita Canyon Landfill. Upon completion of all excavation activities, the Visqueen sheets were taken down and removed from the Building G Area (Photo 22).

Removal of PCB-impacted soils in the Building G Area resulted in an excavation approximately 38 feet long, 7 feet wide, and 1.5 feet deep (see Figures 4 and 5). Approximately 22.5 tons of soil were removed from the site and subsequently disposed of as further discussed in Section 4.8.

4.2.6 Soil Staging and Storage Operations

Excavated soil was stored on-site in roll-off bins equipped with secured lockable covers, pending off-site transportation and disposal. Roll-off bins were staged on Visqueen to protect the ground surface. Excavated soil handling is further discussed in Section 4.8. In addition, the morning of the December 22, 2014, at the direction of the DTSC's Geologist, filled Super Sacks® initially were staged on Visqueen north of Building G, pending delivery of roll-off bins (Photo 11); DTSC's Geologist concurred with this modification to the RAW. Filled Super Sacks® were placed into the roll-off bins after delivery.

4.3 Air and Meteorological Monitoring

Air and meteorological monitoring were conducted to achieve to following goals:

- Identify and measure the particulates generated during the soil removal and decontamination activities to assign the appropriate personal protective equipment and safety systems specified for those activities.
- Provide feedback to site operations personnel regarding potential hazards from exposure to hazardous air contaminants generated through excavation activities.
- Identify and measure particulates at points outside of the soil removal and exclusion zones.

Air monitoring was conducted during work activities to measure potential exposure of sensitive receptors to site chemical constituents, as a result of removal activities.

4.3.1 Air Monitoring

Air monitoring was performed during excavation activities in which impacted or potentially impacted soils were disturbed or handled, and included:

- Monitoring dust levels around the perimeter of the Exclusion Zone (fenced area) as depicted on Figure 4 (Photos 3 through 6). ENVIRON also monitored dust levels within the work zone using a hand-held air monitor. As stated in the RAW, ENVIRON had the authority to stop work in the event that on-site activities generated dust levels that exceed the site action levels (2.5 milligrams per cubic meter [mg/m^3]) or community (0.05 mg/m^3), however such levels were not encountered during the excavation. ENVIRON monitored on-site meteorological instrumentation and coordinated with off-site meteorological professionals to identify conditions that required cessation of work, (e.g., winds in excess of 25 miles per hour [mph], which is defined as high wind condition by the AQMD). Such conditions were identified on December 26, 2014; hence, no excavation was conducted on that day.
- Assuring that all real-time aerosol monitors and hand-held industrial hygiene air sampling equipment and media were properly calibrated and in good working condition. Real-time, data-logging aerosol monitors (MIE DataRAM 4000) were used to measure dust levels around the fenced perimeter of the Building G Area. These monitors measured particles with an aerodynamic diameter of 0.1 to 10 µm (micrometer). Real-time information was posted daily, and discussed with site workers. Hand held air monitors (Thermo Personal Data RAM 1500) were used in the work zone to monitor potential worker exposure during excavation activities.
- Coordinating general site safety activities including all daily hazard communication, safety practices, and procedure briefings.
- Oversight of personal decontamination practices.
- Performing general site safety leadership, support, and recordkeeping activities.
- Developing air monitoring strategy and methodologies.
- Implementing the overall strategy for controlling both on-site and off-site exposures to control the respirable dust levels around the fenced perimeter of the Building G Area. Four MIE DataRAM 4000 monitors were placed along the fence lines as depicted on Figure 4.

Air monitoring was conducted over an 8 -10 hour period each day during RA activities. The air-monitoring professional manually checked and logged the worker exposure monitor every 15 minutes during excavation activities.

4.3.2 Meteorological Monitoring

On-site ambient weather conditions (wind speed and direction, and relative humidity) were monitored by the following methods: an on-site meteorological station as shown in Photo 5, real-time weather websites, and the National Weather Service. On-site meteorological monitoring was performed during excavation activities. Meteorological monitoring resulted in the cessation of work one time during the RA process, on December 26, 2014. Wind gusts were measured at speeds in excess of 40 mph, which is over the 25 mph high wind condition as defined by AQMD, using the meteorological station at the site. ENVIRON personnel confirmed winds were in excess of 25 mph by checking local weather stations and real-time weather websites prior to postponing work.

4.4 Dust Control

ENVIRON implemented applicable procedures to control the airborne dusts generated by soil removal activities. Employee and community exposures to PCBs were controlled by minimizing exposure to Particulate Matter Of Size Less Than Or Equal To 10 Micrometers (PM_{10}). Therefore, it was not necessary to collect and analyze air samples. Such procedures included the following:

- Dust levels were monitored at the locations shown on Figure 4 (see Photos 3 through 6). The PM_{10} data from the fence line monitors were downloaded at the end of each work day, and were analyzed as differential upwind/downwind 5-hour rolling average concentrations. The results were compared to 50 micrograms per cubic meter ($\mu g/m^3$) and were used to gauge site activities and to potentially modify the on-site PM_{10} action level (AL) if necessary. Generation of dust during the removal operations was minimized as necessary with the use of water as a dust suppressant. The water was dispensed from a hose connected to a spigot outside of the ceramics room (Building G). The excavation contractor controlled dust generation by spraying water prior to daily work activities and during excavation activities (as necessary to maintain concentrations below ALs). Watering equipment was continuously available to provide proper dust control.
- Real-time dust monitors were calibrated daily and were set to log dust levels over 5-minute periods.

Dust monitor data are provided in Appendix B; the 50 $\mu g/m^3$ criterion was not exceeded.

4.5 Department of Toxic Substances Control Oversight

DTSC provided oversight on December 22 and 23, 2014 during soil excavation activities in the Building G Area. DTSC's Geologist oversaw excavation activities and DTSC's Industrial Hygienist performed air monitoring by setting up hand held dust monitors (Thermo Personal Data RAM or similar) on tripods adjacent to ENVIRON's air monitoring stations for concurrent air monitoring to confirm ENVIRON's air monitoring data.

4.6 Post-Excavation Incremental Sampling

Post-excavation incremental soil sampling was conducted using the DTSC-approved incremental sampling methodology that was previously used during implementation of the PEA. Two Decision Units were identified for the post-excavation soil samples: 1) DU-1 is comprised of the bottom, or base, of the excavation and 2) DU-2 is comprised of the sidewalls (northern, eastern, and part of the southern wall where soil is exposed) of the excavation. The base (DU-1) was divided into 26 grids that measured approximately 3.5 feet long by 2.9 feet wide, and the sidewalls were divided into 25 grids of varying sizes (see Figure 5): 22 grids along the eastern sidewall, 2 grids along the northern sidewall, and one grid along the southern sidewall. The number of grids within DU-1 and DU-2 were modified from those described in the RAW based on field measurements of the actual excavation dimensions (see Section 4.2.1). DTSC's Geologist approved the modifications to reduce the number of sampling grids.

Following the same procedures used during implementation of the PEA Work Plan, three incremental soil sampling borings (i.e., A, B, and C) were randomly selected within each grid in a given DU for a total of 78 borings in DU-1 and 75 borings in DU-2. Soil boring locations were marked in the field with flags prior to commencement of the incremental soil sampling (Photos 15 and 17). At each boring location, one soil sample was collected from the surface, placed in laboratory supplied glassware, and stored in an ice-filled cooler for transport to Test America laboratory, a California state-certified laboratory under chain-of-custody procedures. Per DTSC's request, a disposable scoop with a flat leading edge was used to collect each sample (see Photo 16). For each DU, soil sample increments were combined at the laboratory (i.e., into A, B, and C increments) and analyzed for PCBs, using USEPA Method 8082. Due to a miscommunication with the laboratory, a duplicate incremental soil sample was not analyzed.

Validated post-excavation incremental soil sampling results are presented in Table 1. In DU-1, Aroclor 1254 was detected at concentrations ranging from 140 μg/kg to 600 μg/kg. In DU-2, Aroclor 1254 was detected at concentrations ranging from 92 μg/kg to 190 μg/kg. Laboratory analytical reports are included in Appendix C. Data validation, performed at Level III by an independent third party, Laboratory Data Consultants, is included in Appendix D. A laboratory duplicate incremental soil sample was not analyzed.

4.7 Decontamination

Each piece of equipment used for excavation had a clean-out bucket or continuous edge across the cutting face of its bucket; no excavation was conducted with equipment utilizing teeth across the cutting edge of its bucket.

Entry to the excavation area was fenced off and access was limited to avoid unnecessary exposure and limit the potential for cross contamination. Equipment that came into direct contact with potentially PCB-impacted soil or water was decontaminated to assure the quality of samples collected and/or to avoid cross contamination. Decontamination was conducted over Visqueen prior to and after each designated use of a piece of equipment, using the following procedures:

- Non-phosphate detergent and tap water wash, using a brush if necessary.
- Tap-water rinse.

- Initial deionized/distilled water rinse.
- Final deionized/distilled water rinse.

Disposable equipment for one time use was not decontaminated, but was packaged for appropriate off-site disposal.

Trucks did not come into direct contact with potentially impacted soil as the roll-off bins were staged outside the excavation area of the Exclusion Zone (Photo 13). Trucks were visually inspected before leaving the Exclusion Zone and dirt, if any, adhering to the exterior surfaces was brushed off and collected on Visqueen. The storage bins were inspected to ensure the loads were properly covered and secured. Excavation equipment surfaces were also brushed off over Visqueen prior to removal from the exclusion zone.

Cleaned bulky equipment was stored on Visqueen in away from the excavation area. Cleaned smaller equipment was stored in plastic bags. Materials to be stored for more than a few hours were also covered.

4.8 Management of Excavated Soil

4.8.1 Excavated Soil Profiling

Table 3 of the California Code of Regulations (CCR) Title 22, Division 4.5, Chapter 11, Article 3, prohibits the disposal of any waste containing PCBs in excess of 50 mg/kg in California to other than a Class I disposal facility. In addition, the state Soluble Threshold Limit Concentration limit for hazardous waste classification is 5 mg/l for soluble PCBs. Based on the analytical results gathered during the PEA, the soil excavated from the Building G Area was determined to be non-hazardous waste, and was transported to a Class III landfill, Waste Connections – Chiquita Canyon Landfill, in Castaic, California for disposal. Non-hazardous waste manifests are included in Appendix E.

4.8.2 Transportation Plan for Off-site Disposal

Three trucks were used to transport the three roll-off bins containing excavated soil from the site to the off-site disposal facility.

As stated in the RAW and depicted on Figure 6, trucks entered the site from Morning View Drive and traveled along the gated alley way that separates MHS from JCES to the parking lot north of Building K. The trucks then stopped at the westernmost perimeter fenced area where the roll-off bins were staged so the bins could be loaded onto the trucks. Trucks maintained slow speeds (i.e. less than 5 miles per hour) for safety and dust control.

Prior to exiting the loading/fenced area, the trucks were swept to remove any soil or dust. Prior to off-site transport, the trucks were inspected to ensure that the roll-off bins were securely covered and cleaned of excess soil, properly placarded, and that the non-hazardous soil manifest had been completed and signed by the generator and the transporter. Once loaded, the trucks left the loading fenced area and exited the site via the entry route, back to Morning View Drive, to Pacific Coast Highway.

4.9 Backfill and Site Restoration

The excavated area was backfilled using DTSC-approved clean fill soil and topsoil and restored to its original condition. The source of the imported fill material was sampled prior to the start of the field work in accordance with DTSC's guidelines entitled "*Information Advisory, Clean Imported Fill Material*," dated October 2001. Sampling results were submitted to the DTSC and were approved in an email dated December 17, 2014. After placement, the imported clean fill soil and topsoil were compacted using a vibrating plate. Sod was placed outside the planters to replace the grass that was removed. Bushes were planted inside the planters to replace those removed during the excavation (Photos 20 and 21).

5 Conclusion

Approximately 15 cy^3 of PCB-impacted soil was excavated from the Building G Area during the RA, in accordance with the DTSC-approved RAW. The planar footprint of the excavation encompassed the highest detected concentrations of Aroclor 1254; soil samples MH-SB-76 and MH-SB-118, as well as locations MH-SB-119 through MH-SB-121 and MH-SB-124. Approximately 15 yd^3 of soil was excavated, determined to be non-hazardous, and transported off site for disposal at the Chiquita Landfill, located in Castaic, California.

Excavation of the highest detected concentrations of Aroclor 1254 (soil samples MH-SB-76 and MH-SB-118), lowered the residential human health based risk associated with the PCB-impacted soil in the Building G Area to the target risk of $1x10^{-6}$, providing a site that is suitable for unrestricted regulatory closure. Based on the results of the excavation activities performed in the Building G Area, as described herein, the District respectfully requests that DTSC issue a "No Further Action" for the PCBs in shallow soil in the Building G Area.

6 References

California Assembly Bill (AB 73). Budget Act of 2013.

California Code of Regulations (CCR), Title 22, Chapter 11, Article 3.

CCR. Hazardous Waste Operations and Emergency Response. (8 CCR 5192).

California Health and Safety Code, Section 25356.1.

California Regional Water Quality Control Board, Los Angeles Region. 1995. Water Quality Control Plan Los Angeles Region, Basin Plan for the Coastal Watersheds of Los Angeles and Venture Counties. February 23, 1995.

Code of Federal Regulations (CFR). Occupational Safety and Health Standards. (29 CFR 1910).

CFR. Safety and Health Regulations for Construction. (29 CFR 1926).

CFR. Standards for Hazardous Waste Operations and Emergency Response. (29 CFR 1910.120).

Department of Toxic Substances Control (DTSC). 2001. Information Advisory, Clean Imported Fill Material. October.

DTSC. 2014. Further Action Determination and Approval of Preliminary Environmental Assessment Equivalent Report, Juan Cabrillo Elementary School and The Malibu Middle and High School, 302737 and 30215 Morning View Derive, Malibu (Site Code: 301648). October 14.

DTSC. 2014. Approval of the Removal Action Workplan for the Malibu High School Building G Area, 30215 Morning View Drive, Malibu, Los Angeles County, California (Site Code: 301648). December 15.

ENVIRON International Corporation (ENVIRON). 2014. “Draft Preliminary Environmental Assessment Work Plan.” May 23.

ENVIRON. 2014. Final Summary of Soil, Soil Vapor, and Groundwater Sampling Results, Juan Cabrillo Elementary School. September 12.

ENVIRON. 2014. Final Summary of Soil, Soil Vapor, and Groundwater Sampling Results, Malibu High School. September 23.

ENVIRON. 2014. “Preliminary Environmental Assessment Work Plan.” October 13.

ENVIRON. 2014. “Draft Removal Action Work Plan, Building G Area.” November 6.

ENVIRON. 2014. “Removal Action Work Plan, Building G Area.” December 17.

Leighton Consulting, Inc. 2009. Addendum No. 1 to Geotechnical Investigation and Recommendations for the Proposed new Administration and Classroom building and Bleachers with Light Poles for the Football Field, Malibu Middle/High School, 30215 Morning View Drive, Malibu, California. January 19.

United States Environmental Protection Agency (USEPA). 1980. Test Methods for Evaluating Solid Waste, Physical/Chemical Methods.

USEPA. 2008. Contract Laboratory Program National Functional Guidelines for Organic Data Review.

USEPA. 2010. Contract Laboratory Program National Functional Guidelines for Inorganic Data Review.

USEPA. 2014. Regional Screening Levels (RSLs) Summary Table. May. Accessed at http://www.epa.gov/region9/superfund/prg/.

United States Geologic Society Geologic Map (Yerkes and Campbell, 2005).

Table

Table 1. Summary of Post-Excavation Incremental Soil Sampling Results
Building G Area, Malibu High School
30215 Morning View Drive
Malibu, California

Sample ID	Date	Depth (feet bgs)	Aroclor 1254 µg/kg
Decision Unit 1 - Base of Excavation			
IS-BASE-A	12/24/2014	1.5	140
IS-BASE-B	12/24/2014	1.5	600
IS-BASE-C	12/24/2014	1.5	230
Decision Unit 2 - Sidewalls of Excavation			
IS-SIDEWALL-A	12/24/2014	0	120
IS-SIDEWALL-B	12/24/2014	0	190
IS-SIDEWALL-C	12/24/2014	0	92

Notes
µg/kg - micrograms per kilogram
bgs - below ground surface

Figures

SOURCE:
National Geographic World Map
ESRI ArcGIS Online
© 2010 National Geographic Society
Reference Data: National Geographic, Esri, DeLorme, HERE, iPC, NRCAN, METI

Map Created with ESRI ArcMap and National Geographic TOPO!™ ©2001 National Geographic Holdings [www.topo.com]

0 0.5 1 MILES

2,500 0 2,500 5,000 7,500 10,000 FEET

CONTOUR INTERVAL 40 FEET
NATIONAL GEODETIC VERTICAL DATUM OF 1929
1:40,000

Path: Z:\01_Projects\Malibu High School\03_GIS\Removal Action Completion Report - 2015-02\Figure 1 - Site Vicinity Map - 2015-02-02.mxd

ENVIRON

DRAFTED BY: SShin | Date: 1/27/2015

Site Vicinity Map

Malibu High School
30215 Morning View Drive
Malibu, California

Figure
1

PROJECT: 04-33980M

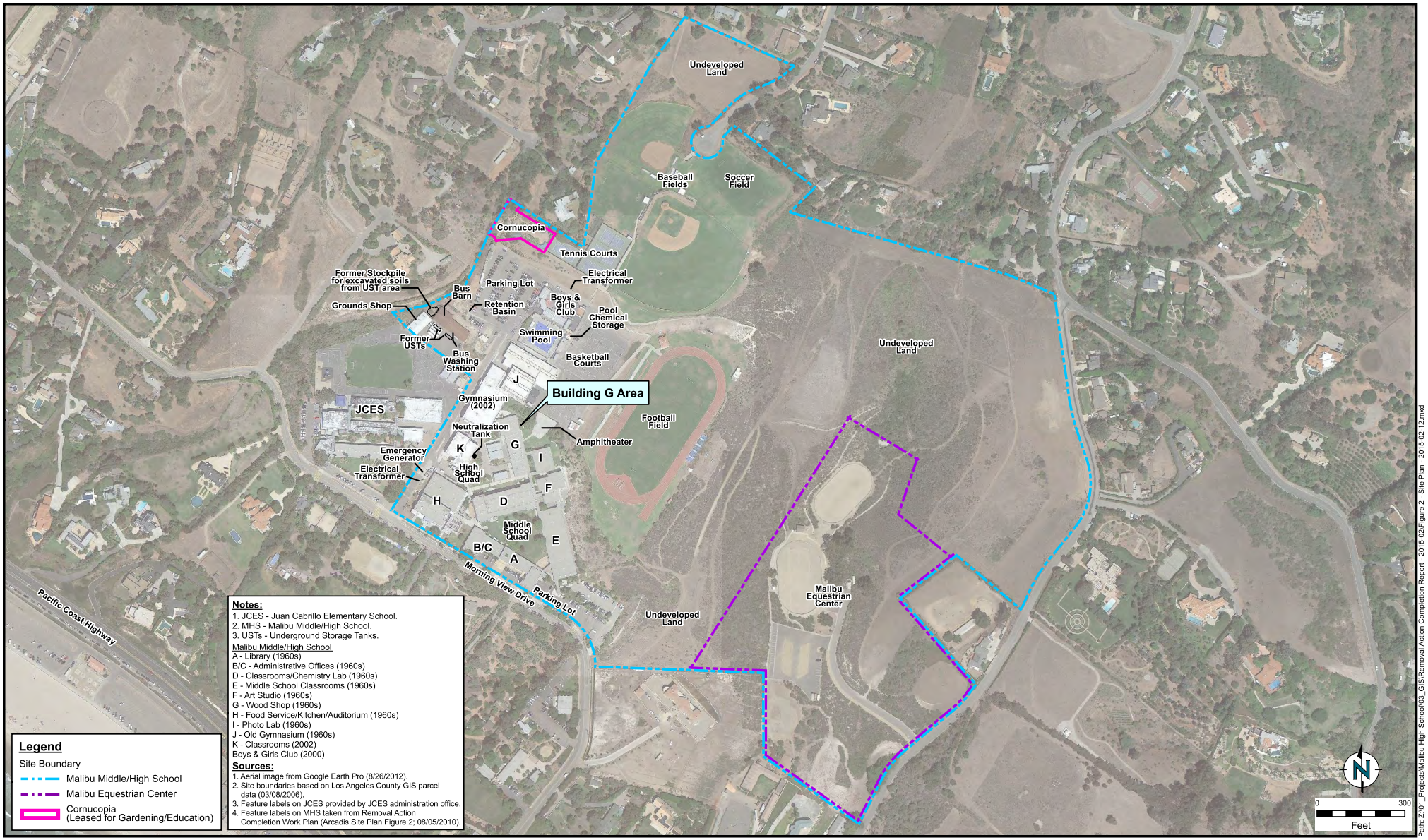

Notes:
1. JCES - Juan Cabrillo Elementary School.
2. MHS - Malibu Middle/High School.
3. USTs - Underground Storage Tanks.

Malibu Middle/High School
A - Library (1960s)
B/C - Administrative Offices (1960s)
D - Classrooms/Chemistry Lab (1960s)
E - Middle School Classrooms (1960s)
F - Art Studio (1960s)
G - Wood Shop (1960s)
H - Food Service/Kitchen/Auditorium (1960s)
I - Photo Lab (1960s)
J - Old Gymnasium (1960s)
K - Classrooms (2002)
Boys & Girls Club (2000)

Sources:
1. Aerial image from Google Earth Pro (8/26/2012).
2. Site boundaries based on Los Angeles County GIS parcel data (03/08/2006).
3. Feature labels on JCES provided by JCES administration office.
4. Feature labels on MHS taken from Removal Action Completion Work Plan (Arcadis Site Plan Figure 2; 08/05/2010).

Legend
Site Boundary
- Malibu Middle/High School
- Malibu Equestrian Center
- Cornucopia (Leased for Gardening/Education)

Path: Z:\01_Projects\Malibu High School\03_GIS\Removal Action Completion Report - 2015-02\Figure 2 - Site Plan - 2015-02-12.mxd

ENVIRON

DRAFTED BY: SShin | Date: 2/12/2015

Site Plan

Malibu High School
30215 Morning View Drive, Malibu, California

Figure 2

PROJECT: 04-33980M

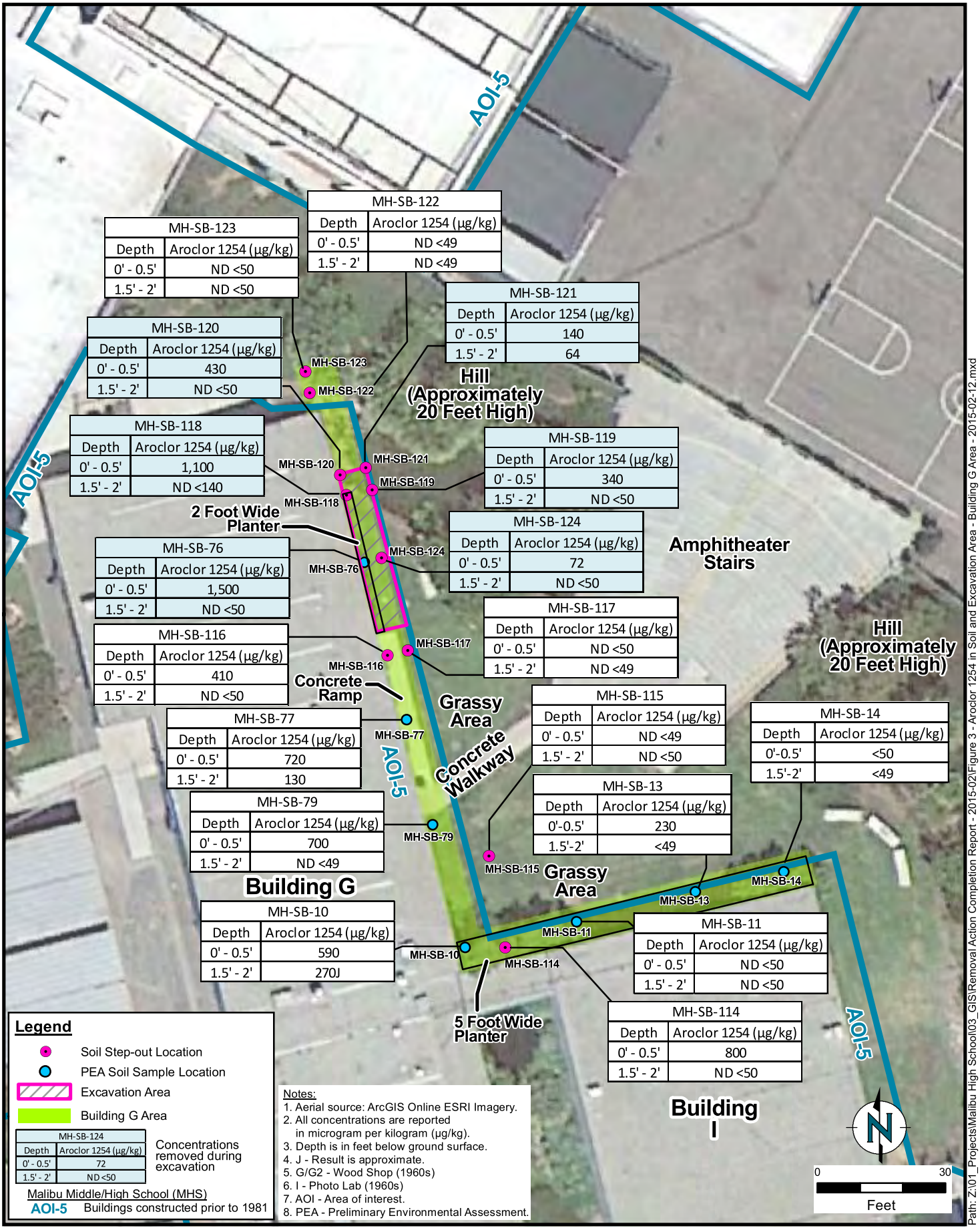

ENVIRON

Aroclor 1254 in Soil and Excavation Area Building G Area

Malibu High School
30215 Morning View Drive, Malibu, California

Figure 3

DRAFTED BY: SShin | Date: 2/25/2015 | PROJECT: 04-33980M

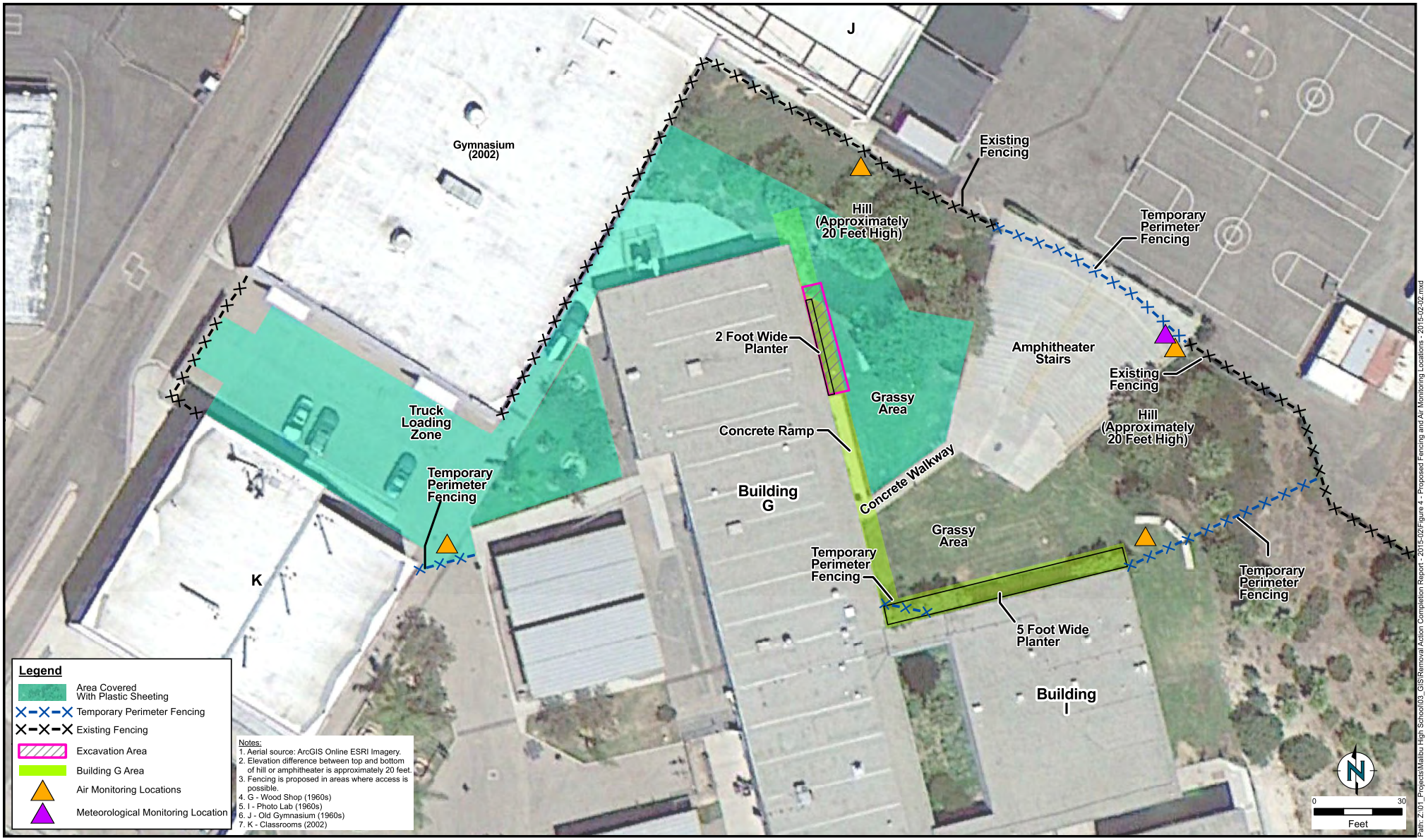

Path: Z:\01_Projects\Malibu High School\03_GIS\Removal Action Completion Report - 2015-02\Figure 4 - Proposed Fencing and Air Monitoring Locations - 2015-02-02.mxd

ENVIRON

DRAFTED BY: SShin | Date: 2/2/2015

Fencing and Air Monitoring Locations
Building G Area

Malibu High School
30215 Morning View Drive, Malibu, California

Figure
4

PROJECT: 04-33980M

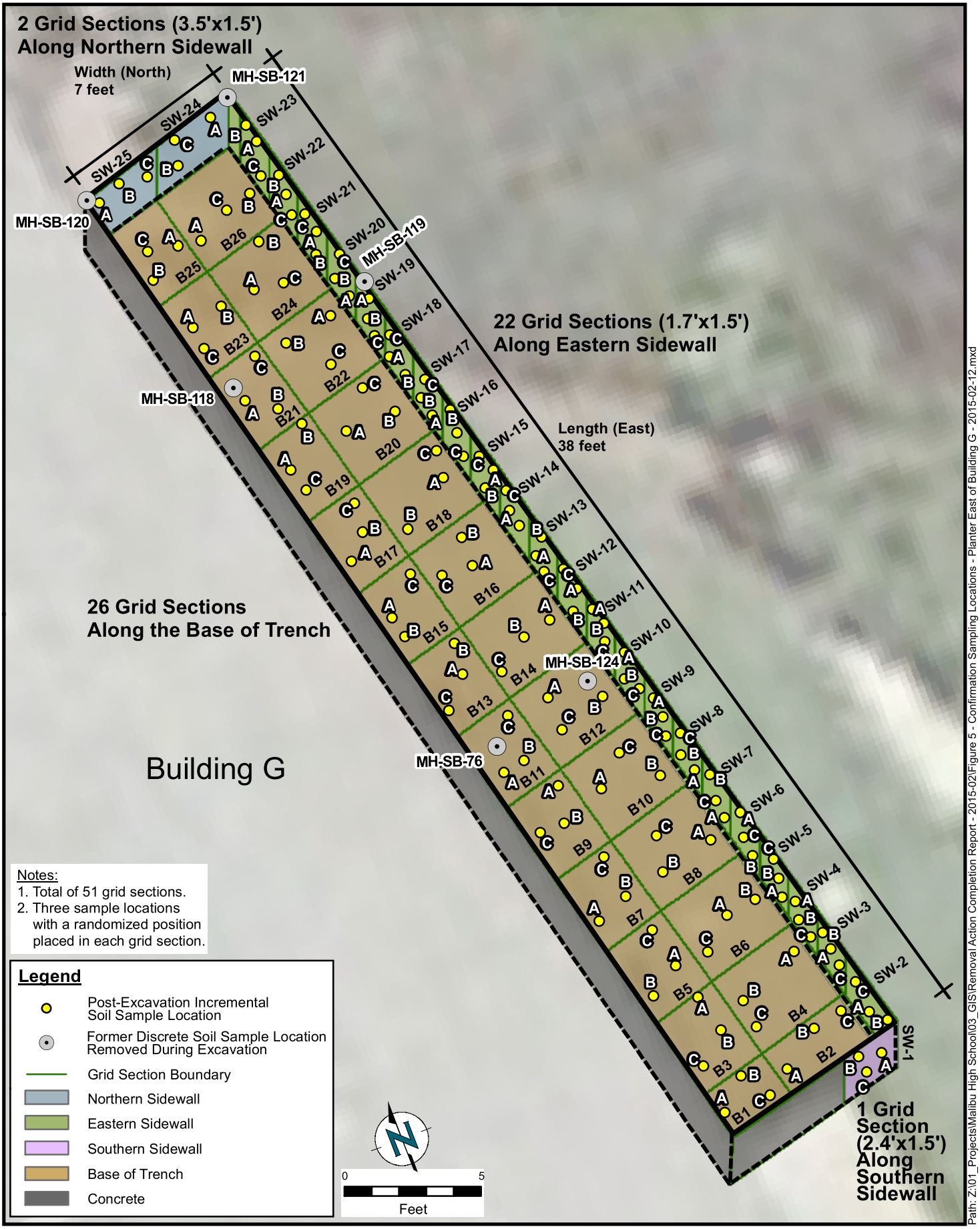

Path: Z:\01_Projects\Malibu High School\03_GIS\Removal Action Completion Report - 2015-02\Figure 5 - Confirmation Sampling Locations - Planter East of Building G - 2015-02-12.mxd

ENVIRON

DRAFTED BY: SShin | Date: 3/31/2015

Post-Excavation Incremental Soil Sampling Locations Building G Area

Malibu High School
30215 Morning View Drive, Malibu, California

Figure 5

PROJECT: 04-33980M

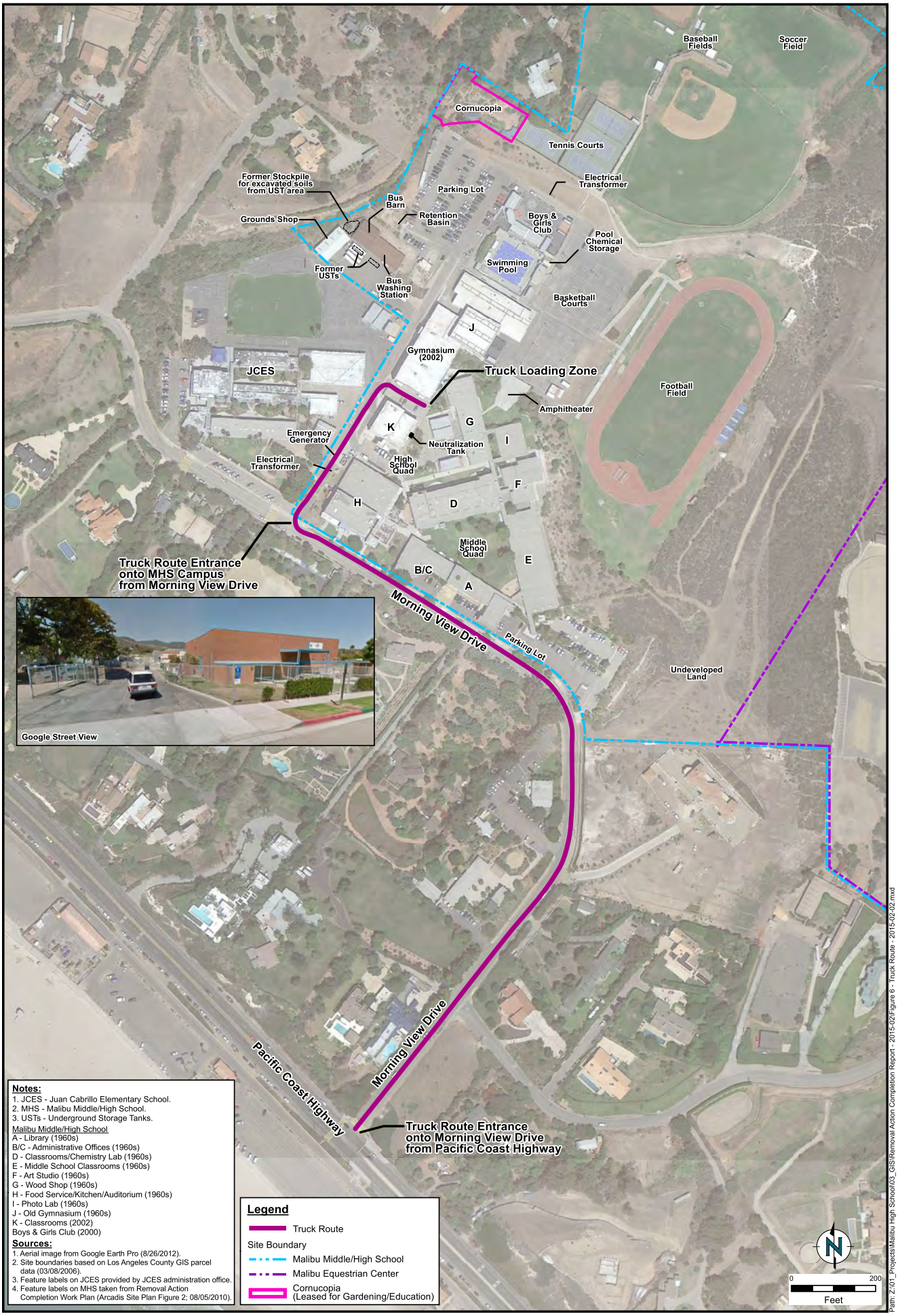

Notes:
1. JCES - Juan Cabrillo Elementary School.
2. MHS - Malibu Middle/High School.
3. USTs - Underground Storage Tanks.

Malibu Middle/High School
A - Library (1960s)
B/C - Administrative Offices (1960s)
D - Classrooms/Chemistry Lab (1960s)
E - Middle School Classrooms (1960s)
F - Art Studio (1960s)
G - Wood Shop (1960s)
H - Food Service/Kitchen/Auditorium (1960s)
I - Photo Lab (1960s)
J - Old Gymnasium (1960s)
K - Classrooms (2002)
Boys & Girls Club (2000)

Sources:
1. Aerial image from Google Earth Pro (8/26/2012).
2. Site boundaries based on Los Angeles County GIS parcel data (03/08/2006).
3. Feature labels on JCES provided by JCES administration office.
4. Feature labels on MHS taken from Removal Action Completion Work Plan (Arcadis Site Plan Figure 2; 08/05/2010).

Legend
- Truck Route
- Site Boundary
- Malibu Middle/High School
- Malibu Equestrian Center
- Cornucopia (Leased for Gardening/Education)

Path: Z:\01_Projects\Malibu High School\03_GIS\Removal Action Completion Report - 2015-02\Figure 6 - Truck Route - 2015-02-02.mxd

ENVIRON

DRAFTED BY: SShin | Date: 2/2/2015

Truck Route

Malibu High School
30215 Morning View Drive, Malibu, California

Figure 6

PROJECT: 04-33980M

Appendix A

Photo Log

Photo 1: Pre-excavation: Plastic laid down along soil transport route, east of Gymnasium.

Photo 2: Pre- excavation: Plastic laid down along soil transport route, north of Building G.

Photo 3: Pre-excavation: Setting up air monitoring station (ENVIRON), looking east toward Building G.

Photo 4: Pre-excavation: Setting up air monitoring stations (DTSC left, ENVIRON right) at top of hill by Building J.

Photo 5: Pre-excavation: setting up air monitoring stations (DTSC left, ENVIRON center) and meteorological station (ENVIRON, right) at top of Amphitheatre steps.

Photo 6: Pre-excavation: Setting up air monitoring stations (DTSC left, ENVIRON right) in front of temporary fencing by Building I.

Photo 7: First day of excavation: Removing grass and surficial soil with mini-excavator, looking north.

Photo 8: First day of excavation: Removing shrubbery adjacent to walkway; irrigation lines (blue, gray) exposed.

Photo 9: First day of excavation: Empty Super Sack® loaded on forklift, looking south.

Photo 10: First day of excavation: Loading excavated soil into Super Sack®; lockers covered in plastic in background.

Photo 11: First day of excavation: Temporary Super Sack® staging location north of Building G; plastic sheeting on ground, walls, and hill.

Photo 12: First day of excavation: Southern end of excavation down to total depth of 1.5 feet; blue irrigation line supported by sandbags.

Photo 13: Second day of excavation: Roll-off bins staged on plastic by Gymnasium, looking northwest.

Photo 14: Second day of excavation: Completing northern half of excavation while southern half is flagged for incremental sampling.

Photo 15: Completed excavation with flagged post-excavation sampling locations, temporary fencing, and plastic; looking north.

Photo 16: Sample jars and disposable sampler for post-excavation incremental soil sampling.

Photo 17: Collecting southern sidewall post-excavation incremental soil sample.

Photo 18: Looking east at Building G: Staging area for Super Sacks of clean imported soil for backfill (to the right) and stockpile of imported topsoil covered in plastic (to the left). Note that the fill soils were approved by DTSC.



Photo 19: Distributing clean imported backfill soil throughout excavation, looking north-northeast.

Photo 20: Post Excavation: Looking north - Excavation area restored to previous state with sod and plants.

Photo 21: Post excavation: Looking northwest - Excavation area backfilled and restored.

Photo 22: Post excavation: Looking southwest: Soil transport route adjacent to Gymnasium after excavation activities.

Appendix B

Air and Meteorological Monitoring Data

Air and Meteorological Monitoring
Malibu High School, Building G Area
30215 Morning View Drive
Malibu, California

	Respirable Dust TWA (µg/m³)																		Meteorological Data			
Time	MIE DR-4000 West, by Building K	Site AL <2500 (Yes/No)	Community AL <50 (Yes/No)	MIE DR-4000 North, Hill by Building J	Site AL <2500 (Yes/No)	Community AL <50 (Yes/No)	MIE DR-4000 East, by Amphitheatre	Site AL <2500 (Yes/No)	Community AL <50 (Yes/No)	MIE DR-4000 Southeast, by Building I	Site AL <2500 (Yes/No)	Community AL <50 (Yes/No)	pDR-1500 A	Site AL <2500 (Yes/No)	Community AL <50 (Yes/No)	pDR-1500 B	Site AL <2500 (Yes/No)	Community AL <50 (Yes/No)	Wind Speed (mph)	Wind <25 mph (Yes/No)	Wind Direction	Relative Humidity (%)[1]
December 22, 2014 (Day 1 of Excavation)																						
0800	11.2	Y	Y	10	Y	Y	14.2	Y	Y	9.9	Y	Y	19.3	Y	Y	13.7	Y	Y	0	Y	NE	86
0830	18	Y	Y	14.6	Y	Y	21.4	Y	Y	21.2	Y	Y	20.7	Y	Y	18.4	Y	Y	0	Y	NE/E	77
0845	18.1	Y	Y	14.1	Y	Y	19.9	Y	Y	19.4	Y	Y	18	Y	Y	18.2	Y	Y	0	Y	E	75
0900	19	Y	Y	14.3	Y	Y	20.2	Y	Y	19.3	Y	Y	18.9	Y	Y	18.9	Y	Y	0	Y	E	77
0915	20	Y	Y	15.1	Y	Y	21.4	Y	Y	20.2	Y	Y	20	Y	Y	20.1	Y	Y	0	Y	E	80
0930	20.9	Y	Y	15.5	Y	Y	20.8	Y	Y	20.6	Y	Y	20.4	Y	Y	20.9	Y	Y	0	Y	E/SE	79
0945	21.8	Y	Y	16.5	Y	Y	22.9	Y	Y	21.6	Y	Y	22.2	Y	Y	22.2	Y	Y	2	Y	E/SE	78
1000	23	Y	Y	17.3	Y	Y	29	Y	Y	22.4	Y	Y	23.1	Y	Y	23.1	Y	Y	0	Y	E	76
1015	23.8	Y	Y	18.2	Y	Y	25.1	Y	Y	23.2	Y	Y	24.7	Y	Y	29	Y	Y	2	Y	S	76
1030	25.6	Y	Y	19.5	Y	Y	28.9	Y	Y	24.7	Y	Y	26.5	Y	Y	25.8	Y	Y	0	Y	S	75
1045	27.5	Y	Y	21.4	Y	Y	29.6	Y	Y	26.9	Y	Y	29	Y	Y	27.6	Y	Y	3	Y	E/SE	74
1100	29.7	Y	Y	22.8	Y	Y	31.4	Y	Y	28.6	Y	Y	30.6	Y	Y	29.3	Y	Y	1	Y	S	75
1115	30.7	Y	Y	23.6	Y	Y	32.5	Y	Y	29.5	Y	Y	31.4	Y	Y	30.3	Y	Y	2	Y	S	74
1130	31.7	Y	Y	24.6	Y	Y	33.9	Y	Y	30.7	Y	Y	32.9	Y	Y	31.1	Y	Y	2	Y	S	75
1230	34.1	Y	Y	26.9	Y	Y	36.9	Y	Y	33.7	Y	Y	34.4	Y	Y	32.6	Y	Y	1	Y	S	80
1245	36.1	Y	Y	27.9	Y	Y	39.1	Y	Y	35	Y	Y	35.3	Y	Y	33.7	Y	Y	2	Y	S	81
1300	36.1	Y	Y	28.7	Y	Y	39.1	Y	Y	36.2	Y	Y	35.9	Y	Y	34.5	Y	Y	0	Y	S/SE	79
1315	36.5	Y	Y	28.9	Y	Y	39.4	Y	Y	36.6	Y	Y	36	Y	Y	34.6	Y	Y	0	Y	S/SE	74
1330	36.5	Y	Y	29.1	Y	Y	39.5	Y	Y	36.8	Y	Y	36.2	Y	Y	34.7	Y	Y	1	Y	S/SE	76
1345	37.2	Y	Y	29.8	Y	Y	40.2	Y	Y	37.6	Y	Y	36.8	Y	Y	35	Y	Y	2	Y	S	82
1400	37.7	Y	Y	30.1	Y	Y	40.6	Y	Y	38.2	Y	Y	37	Y	Y	35.3	Y	Y	0	Y	S	81
1415	37.7	Y	Y	30	Y	Y	40.5	Y	Y	38.2	Y	Y	36.9	Y	Y	35.2	Y	Y	2	Y	S	74
1430	37.6	Y	Y	30	Y	Y	40.4	Y	Y	38.1	Y	Y	36.9	Y	Y	35.1	Y	Y	3	Y	S	77
1445	37.5	Y	Y	29.9	Y	Y	40.2	Y	Y	38	Y	Y	36.8	Y	Y	34.8	Y	Y	0	Y	S	76
1500	37.3	Y	Y	29.8	Y	Y	40	Y	Y	37.9	Y	Y	36.5	Y	Y	34.5	Y	Y	0	Y	S	76
1515	37.1	Y	Y	29.7	Y	Y	39.8	Y	Y	37.8	Y	Y	36.7	Y	Y	34.1	Y	Y	0	Y	S	79
1530	37	Y	Y	29.6	Y	Y	39.6	Y	Y	37.6	Y	Y	36.7	Y	Y	34.3	Y	Y	0	Y	S	78
1545	36.9	Y	Y	29.6	Y	Y	39.4	Y	Y	37.5	Y	Y	36.7	Y	Y	33.6	Y	Y	1	Y	S	78
1600	36.8	Y	Y	29.5	Y	Y	39.2	Y	Y	37.4	Y	Y	36.5	Y	Y	33.4	Y	Y	0	Y	S	79
1645	-	-	-	-	-	-	-	-	-	-	-	-	22.6	Y	Y	-	-	-	-	-	-	-
1700	-	-	-	-	-	-	-	-	-	-	-	-	21.7	Y	Y	-	-	-	-	-	-	-
1715	-	-	-	-	-	-	-	-	-	-	-	-	20.9	Y	Y	-	-	-	-	-	-	-
1730	-	-	-	-	-	-	-	-	-	-	-	-	18.6	Y	Y	-	-	-	-	-	-	-
0745	2.8	Y	Y	6.2	Y	Y	4.3	Y	Y	6	Y	Y	5.3	Y	Y	8.1	Y	Y	0	Y	NE	64
0800	4.5	Y	Y	5.8	Y	Y	3.9	Y	Y	5.7	Y	Y	5.5	Y	Y	5.8	Y	Y	2	Y	N/NE	65
0815	6	Y	Y	7.5	Y	Y	5.4	Y	Y	6.8	Y	Y	6.1	Y	Y	6.8	Y	Y	3	Y	NE	72
0830	6.3	Y	Y	8.3	Y	Y	6.2	Y	Y	7.5	Y	Y	6.4	Y	Y	7.5	Y	Y	0	Y	SE	70
0845	6.8	Y	Y	8.6	Y	Y	6.7	Y	Y	8	Y	Y	8.6	Y	Y	9.2	Y	Y	4	Y	SE	62
0900	7.2	Y	Y	8.8	Y	Y	7.1	Y	Y	8.3	Y	Y	9.6	Y	Y	10.1	Y	Y	0	Y	SE	61
0915	6.9	Y	Y	8.6	Y	Y	6.8	Y	Y	8	Y	Y	10.4	Y	Y	10.2	Y	Y	0	Y	SE	58
0930	6.8	Y	Y	8.4	Y	Y	6.8	Y	Y	7.9	Y	Y	11.3	Y	Y	10.4	Y	Y	0	Y	SE	55
0945	6.4	Y	Y	8.1	Y	Y	6.4	Y	Y	7.6	Y	Y	12.1	Y	Y	10.2	Y	Y	3	Y	SE	44
1000	6.1	Y	Y	7.8	Y	Y	5.9	Y	Y	7.3	Y	Y	12.9	Y	Y	10.3	Y	Y	0	Y	SE	43
1015	6	Y	Y	8	Y	Y	6	Y	Y	7.4	Y	Y	14	Y	Y	10.3	Y	Y	0	Y	SE	41
1030	6.3	Y	Y	8.2	Y	Y	6.2	Y	Y	7.7	Y	Y	15.3	Y	Y	11	Y	Y	0	Y	SE	45
1045	6.6	Y	Y	8.8	Y	Y	6.7	Y	Y	7.3	Y	Y	16.9	Y	Y	11.8	Y	Y	0	Y	SE	57
1100	7	Y	Y	9.4	Y	Y	7.3	Y	Y	8.6	Y	Y	18.5	Y	Y	12.3	Y	Y	2	Y	SE	55
1115	8.2	Y	Y	11	Y	Y	9.2	Y	Y	10.2	Y	Y	20.6	Y	Y	14.3	Y	Y	1	Y	S	59

Air and Meteorological Monitoring
Malibu High School, Building G Area
30215 Morning View Drive
Malibu, California

Time	Respirable Dust TWA (µg/m³)																		Meteorological Data			
	MIE DR-4000 West, by Building K	Site AL <2500 (Yes/No)	Community AL <50 (Yes/No)	MIE DR-4000 North, Hill by Building J	Site AL <2500 (Yes/No)	Community AL <50 (Yes/No)	MIE DR-4000 East, by Amphitheatre	Site AL <2500 (Yes/No)	Community AL <50 (Yes/No)	MIE DR-4000 Southeast, by Building I	Site AL <2500 (Yes/No)	Community AL <50 (Yes/No)	pDR-1500 A	Site AL <2500 (Yes/No)	Community AL <50 (Yes/No)	pDR-1500 B	Site AL <2500 (Yes/No)	Community AL <50 (Yes/No)	Wind Speed (mph)	Wind <25 mph (Yes/No)	Wind Direction	Relative Humidity (%)[1]
December 22, 2014 (Day 1 of Excavation) *Continued*																						
1130	9.1	Y	Y	12.3	Y	Y	10.6	Y	Y	11.5	Y	Y	22.3	Y	Y	16.4	Y	Y	1	Y	S	64
1230	11.2	Y	Y	14.2	Y	Y	12.9	Y	Y	14	Y	Y	26.4	Y	Y	19.4	Y	Y	3	Y	S	62
1245	11.1	Y	Y	14	Y	Y	12.8	Y	Y	13.9	Y	Y	26.7	Y	Y	19.6	Y	Y	0	Y	S	58
1300	11	Y	Y	13.9	Y	Y	12.6	Y	Y	13.8	Y	Y	27	Y	Y	19.8	Y	Y	3	Y	S	60
1315	10.9	Y	Y	13.8	Y	Y	12.5	Y	Y	13.8	Y	Y	27.3	Y	Y	19.9	Y	Y	4	Y	S	59
1330	10.9	Y	Y	13.7	Y	Y	12.3	Y	Y	13.7	Y	Y	27.6	-	Y	20.1	Y	Y	3	Y	S	62
1345	10.7	Y	Y	13.4	Y	Y	12	Y	Y	13.5	Y	Y	27.8	Y	Y	19.7	Y	Y	3	Y	S	57
1400	10.6	Y	Y	13.2	Y	Y	11.8	Y	Y	13.4	Y	Y	28	Y	Y	19.6	Y	Y	0	Y	S	58
1415	10.5	Y	Y	13.2	Y	Y	11.7	Y	Y	13.3	Y	Y	28.2	Y	Y	19.6	Y	Y	1	Y	S	56
1430	10.3	Y	Y	13	Y	Y	11.4	Y	Y	13.2	Y	Y	28.4	Y	Y	19.6	Y	Y	2	Y	S	53
December 23, 2014 (Day 2 of Excavation)																						
1445	10.2	Y	Y	12.8	Y	Y	11.2	Y	Y	13.1	Y	Y	28.4	Y	Y	19.4	Y	Y	3	Y	S	49
1500	10.1	Y	Y	12.8	Y	Y	11.1	Y	Y	13	Y	Y	28.5	Y	Y	19.3	Y	Y	1	Y	S	53
1515	9.9	Y	Y	12.6	Y	Y	10.8	Y	Y	12.9	Y	Y	28.2	Y	Y	18.8	Y	Y	2	Y	SW	52
1530	9.8	Y	Y	12.5	Y	Y	10.7	Y	Y	12.8	Y	Y	28.1	Y	Y	18.7	Y	Y	1	Y	SW	53
1545	9.7	Y	Y	12.4	Y	Y	10.5	Y	Y	12.7	Y	Y	27.8	Y	Y	18.4	Y	Y	0	Y	SW	51
1600	9.5	Y	Y	12.3	Y	Y	10.2	Y	Y	12.6	Y	Y	27.6	Y	Y	18.2	Y	Y	0	Y	SW	49
December 29, 2014 (Backfill of Excavation)																						
0800	3.4	Y	Y	5.2	Y	Y	4.5	Y	Y	8.6	Y	Y	8.1	Y	Y	NA	NA	Y	1	Y	20° NE	67
0900	6.7	Y	Y	8.5	Y	Y	7.9	Y	Y	7.4	Y	Y	10.7	Y	Y	NA	NA	Y	2	Y	0-90°	54
1000	7.8	Y	Y	10.1	Y	Y	9.5	Y	Y	11.7	Y	Y	11	Y	Y	NA	NA	Y	2	Y	60°	55

Notes:
[1] Baseline, before excavation
µg/m^3 – micrograms per cubic meter
TWA – time weighted average
MIE DR-4000 – stationary dust monitor model
pDR-1500 A – personal dust monitor model
mph – miles per hour
- = only pDR 1500A used during off-loading to roll off bin
AL - Action Level
Readings were collected every 15 minutes during excavation and every hour during backfill.
Y - Yes
E - East
N - North
NE - Northeast
S - South
SE - Southeast
SW - Southwest
NA - Not Applicable

Appendix C

Laboratory Analytical Reports

TestAmerica

THE LEADER IN ENVIRONMENTAL TESTING

ANALYTICAL REPORT

TestAmerica Laboratories, Inc.
TestAmerica Irvine
17461 Derian Ave
Suite 100
Irvine, CA 92614-5817
Tel: (949)261-1022

TestAmerica Job ID: 440-97767-1
Client Project/Site: Malibu, SMMUSD

For:
ENVIRON International Corp.
18100 Von Karman Avenue
Irvine, California 92612

Attn: Safaa Dergham

Authorized for release by:
1/5/2015 1:13:58 PM
Camille Murray, Project Manager I
camille.murray@testamericainc.com

Designee for

Patty Mata, Senior Project Manager
(949)261-1022
patty.mata@testamericainc.com

LINKS

Review your project results through TotalAccess

Have a Question? Ask The Expert

Visit us at: www.testamericainc.com

The test results in this report meet all 2003 NELAC and 2009 TNI requirements for accredited parameters, exceptions are noted in this report. This report may not be reproduced except in full, and with written approval from the laboratory. For questions please contact the Project Manager at the e-mail address or telephone number listed on this page.

This report has been electronically signed and authorized by the signatory. Electronic signature is intended to be the legally binding equivalent of a traditionally handwritten signature.

Results relate only to the items tested and the sample(s) as received by the laboratory.

Table of Contents

Cover Page 1
Table of Contents 2
Sample Summary 3
Case Narrative 4
Client Sample Results 5
Method Summary 6
Lab Chronicle 7
QC Sample Results 8
QC Association Summary 9
Definitions/Glossary 10
Certification Summary 11
Chain of Custody 12
Receipt Checklists 14

Sample Summary

Client: ENVIRON International Corp.
Project/Site: Malibu, SMMUSD

TestAmerica Job ID: 440-97767-1

Lab Sample ID	Client Sample ID	Matrix	Collected	Received
440-97767-2	IS-SIDEWALL-B	Solid	12/24/14 10:16	12/24/14 15:15

Job ID: 440-97767-1

Laboratory: TestAmerica Irvine

Narrative

Job Narrative
440-97767-1

Comments
No additional comments.

Receipt
The samples were received on 12/24/2014 3:15 PM; the samples arrived in good condition, properly preserved and, where required, on ice. The temperature of the cooler at receipt was 1.9º C.

GC Semi VOA
Method(s) 8082: Batch: 258899 / 259027
The following samples underwent a sulfuric acid clean-up, via EPA Method 3665A, to reduce matrix interferences: (440-97767-2), (440-97773-1), (440-97773-1 MS), (440-97773-1 MSD), (LCS 280-258758/2-A), (MB 280-258758/1-A).

No additional analytical or quality issues were noted, other than those described above or in the Definitions/Glossary page.

Organic Prep
Method(s) Increment, prep: The following samples were air dried and sieved per the procedure; however, the samples contained material that would not pass through the sieve: IS-SIDEWALL-B (440-97767-2). This material was removed and not extracted. The material appeared to be rocks and small amount of vegetation including grass and leaves. Batch: 258575; Method: 8082 (ISM_DD_SI_SS)

No additional analytical or quality issues were noted, other than those described above or in the Definitions/Glossary page.

Client: ENVIRON International Corp.
Project/Site: Malibu, SMMUSD

TestAmerica Job ID: 440-97767-1

Client Sample ID: IS-SIDEWALL-B
Date Collected: 12/24/14 10:16
Date Received: 12/24/14 15:15

Lab Sample ID: 440-97767-2
Matrix: Solid

Method: 8082 - Polychlorinated Biphenyls (PCBs) by Gas Chromatography

Analyte	Result	Qualifier	RL		Unit	D	Prepared	Analyzed	Dil Fac
Aroclor 1016	ND		32		ug/Kg		12/30/14 19:27	01/02/15 13:36	1
Aroclor 1221	ND		46		ug/Kg		12/30/14 19:27	01/02/15 13:36	1
Aroclor 1232	ND		32		ug/Kg		12/30/14 19:27	01/02/15 13:36	1
Aroclor 1242	ND		32		ug/Kg		12/30/14 19:27	01/02/15 13:36	1
Aroclor 1248	ND		32		ug/Kg		12/30/14 19:27	01/02/15 13:36	1
Aroclor 1254	190		32		ug/Kg		12/30/14 19:27	01/02/15 13:36	1
Aroclor 1260	ND		32		ug/Kg		12/30/14 19:27	01/02/15 13:36	1

Surrogate	*%Recovery*	*Qualifier*	*Limits*	*Prepared*	*Analyzed*	*Dil Fac*
DCB Decachlorobiphenyl	*73*		*59 - 130*	*12/30/14 19:27*	*01/02/15 13:36*	*1*
Tetrachloro-m-xylene	*99*		*53 - 128*	*12/30/14 19:27*	*01/02/15 13:36*	*1*

Method Summary

Client: ENVIRON International Corp.
Project/Site: Malibu, SMMUSD

TestAmerica Job ID: 440-97767-1

Method	Method Description	Protocol	Laboratory
8082	Polychlorinated Biphenyls (PCBs) by Gas Chromatography	SW846	TAL DEN

Protocol References:

SW846 = "Test Methods For Evaluating Solid Waste, Physical/Chemical Methods", Third Edition, November 1986 And Its Updates.

Laboratory References:

TAL DEN = TestAmerica Denver, 4955 Yarrow Street, Arvada, CO 80002, TEL (303)736-0100

Lab Chronicle

Client: ENVIRON International Corp.
Project/Site: Malibu, SMMUSD

TestAmerica Job ID: 440-97767-1

Client Sample ID: IS-SIDEWALL-B
Date Collected: 12/24/14 10:16
Date Received: 12/24/14 15:15

Lab Sample ID: 440-97767-2
Matrix: Solid

Prep Type	Batch Type	Batch Method	Run	Dil Factor	Initial Amount	Final Amount	Batch Number	Prepared or Analyzed	Analyst	Lab
Total/NA	ISM Prep	Increment, prep				1.0 g	258575	12/29/14 08:06	BMS	TAL DEN
Total/NA	Prep	3546			30.83 g	10 mL	258758	12/30/14 19:27	KI	TAL DEN
Total/NA	Analysis	8082		1	30.83 g	10 mL	258899	01/02/15 13:36	TDJ	TAL DEN

Laboratory References:

TAL DEN = TestAmerica Denver, 4955 Yarrow Street, Arvada, CO 80002, TEL (303)736-0100

Method: 8082 - Polychlorinated Biphenyls (PCBs) by Gas Chromatography

Lab Sample ID: MB 280-258758/1-A
Matrix: Solid
Analysis Batch: 258899

Client Sample ID: Method Blank
Prep Type: Total/NA
Prep Batch: 258758

Analyte	MB Result	MB Qualifier	RL		Unit	D	Prepared	Analyzed	Dil Fac
Aroclor 1016	ND		32		ug/Kg		12/30/14 19:27	01/02/15 12:53	1
Aroclor 1221	ND		46		ug/Kg		12/30/14 19:27	01/02/15 12:53	1
Aroclor 1232	ND		32		ug/Kg		12/30/14 19:27	01/02/15 12:53	1
Aroclor 1242	ND		32		ug/Kg		12/30/14 19:27	01/02/15 12:53	1
Aroclor 1248	ND		32		ug/Kg		12/30/14 19:27	01/02/15 12:53	1
Aroclor 1254	ND		32		ug/Kg		12/30/14 19:27	01/02/15 12:53	1
Aroclor 1260	ND		32		ug/Kg		12/30/14 19:27	01/02/15 12:53	1

Surrogate	*MB %Recovery*	*MB Qualifier*	*Limits*	*Prepared*	*Analyzed*	*Dil Fac*
DCB Decachlorobiphenyl	*95*		*59 - 130*	*12/30/14 19:27*	*01/02/15 12:53*	*1*
Tetrachloro-m-xylene	*98*		*53 - 128*	*12/30/14 19:27*	*01/02/15 12:53*	*1*

Lab Sample ID: LCS 280-258758/2-A
Matrix: Solid
Analysis Batch: 258899

Client Sample ID: Lab Control Sample
Prep Type: Total/NA
Prep Batch: 258758

Analyte			Spike Added	LCS Result	LCS Qualifier	Unit	D	%Rec	%Rec. Limits		
Aroclor 1016			64.9	68.1		ug/Kg		105	54 - 132		
Aroclor 1260			64.9	68.7		ug/Kg		106	62 - 129		

Surrogate	*LCS %Recovery*	*LCS Qualifier*	*Limits*
DCB Decachlorobiphenyl	*94*		*59 - 130*
Tetrachloro-m-xylene	*98*		*53 - 128*

Lab Sample ID: 440-97773-A-1-E MS
Matrix: Solid
Analysis Batch: 258899

Client Sample ID: Matrix Spike
Prep Type: Total/NA
Prep Batch: 258758

Analyte	Sample Result	Sample Qualifier	Spike Added	MS Result	MS Qualifier	Unit	D	%Rec	%Rec. Limits		
Aroclor 1016	ND		61.3	196	E F1	ug/Kg		320	54 - 132		
Aroclor 1260	ND		61.3	98.3	F1	ug/Kg		160	62 - 129		

Surrogate	*MS %Recovery*	*MS Qualifier*	*Limits*
DCB Decachlorobiphenyl	*75*		*59 - 130*
Tetrachloro-m-xylene	*102*		*53 - 128*

Lab Sample ID: 440-97773-A-1-F MSD
Matrix: Solid
Analysis Batch: 258899

Client Sample ID: Matrix Spike Duplicate
Prep Type: Total/NA
Prep Batch: 258758

Analyte	Sample Result	Sample Qualifier	Spike Added	MSD Result	MSD Qualifier	Unit	D	%Rec	%Rec. Limits	RPD	RPD Limit
Aroclor 1016	ND		66.0	65.7	F2	ug/Kg		100	54 - 132	100	36
Aroclor 1260	ND		66.0	87.3	F1	ug/Kg		132	62 - 129	12	44

Surrogate	*MSD %Recovery*	*MSD Qualifier*	*Limits*
DCB Decachlorobiphenyl	*64*		*59 - 130*
Tetrachloro-m-xylene	*86*		*53 - 128*

QC Association Summary

Client: ENVIRON International Corp.
Project/Site: Malibu, SMMUSD

TestAmerica Job ID: 440-97767-1

GC Semi VOA

ISM Prep Batch: 258575

Lab Sample ID	Client Sample ID	Prep Type	Matrix	Method	Prep Batch
440-97767-2	IS-SIDEWALL-B	Total/NA	Solid	Increment, prep	
440-97773-A-1-E MS	Matrix Spike	Total/NA	Solid	Increment, prep	
440-97773-A-1-F MSD	Matrix Spike Duplicate	Total/NA	Solid	Increment, prep	

Prep Batch: 258758

Lab Sample ID	Client Sample ID	Prep Type	Matrix	Method	Prep Batch
440-97767-2	IS-SIDEWALL-B	Total/NA	Solid	3546	258575
440-97773-A-1-E MS	Matrix Spike	Total/NA	Solid	3546	258575
440-97773-A-1-F MSD	Matrix Spike Duplicate	Total/NA	Solid	3546	258575
LCS 280-258758/2-A	Lab Control Sample	Total/NA	Solid	3546	
MB 280-258758/1-A	Method Blank	Total/NA	Solid	3546	

Analysis Batch: 258899

Lab Sample ID	Client Sample ID	Prep Type	Matrix	Method	Prep Batch
440-97767-2	IS-SIDEWALL-B	Total/NA	Solid	8082	258758
440-97773-A-1-E MS	Matrix Spike	Total/NA	Solid	8082	258758
440-97773-A-1-F MSD	Matrix Spike Duplicate	Total/NA	Solid	8082	258758
LCS 280-258758/2-A	Lab Control Sample	Total/NA	Solid	8082	258758
MB 280-258758/1-A	Method Blank	Total/NA	Solid	8082	258758

Qualifiers

GC Semi VOA

Qualifier	Qualifier Description
E	Result exceeded calibration range.
F1	MS and/or MSD Recovery exceeds the control limits
F2	MS/MSD RPD exceeds control limits

Glossary

Abbreviation	These commonly used abbreviations may or may not be present in this report.
¤	Listed under the "D" column to designate that the result is reported on a dry weight basis
%R	Percent Recovery
CFL	Contains Free Liquid
CNF	Contains no Free Liquid
DER	Duplicate error ratio (normalized absolute difference)
Dil Fac	Dilution Factor
DL, RA, RE, IN	Indicates a Dilution, Re-analysis, Re-extraction, or additional Initial metals/anion analysis of the sample
DLC	Decision level concentration
MDA	Minimum detectable activity
EDL	Estimated Detection Limit
MDC	Minimum detectable concentration
MDL	Method Detection Limit
ML	Minimum Level (Dioxin)
NC	Not Calculated
ND	Not detected at the reporting limit (or MDL or EDL if shown)
PQL	Practical Quantitation Limit
QC	Quality Control
RER	Relative error ratio
RL	Reporting Limit or Requested Limit (Radiochemistry)
RPD	Relative Percent Difference, a measure of the relative difference between two points
TEF	Toxicity Equivalent Factor (Dioxin)
TEQ	Toxicity Equivalent Quotient (Dioxin)

Certification Summary

Client: ENVIRON International Corp.
Project/Site: Malibu, SMMUSD

TestAmerica Job ID: 440-97767-1

Laboratory: TestAmerica Irvine

All certifications held by this laboratory are listed. Not all certifications are applicable to this report.

Authority	Program	EPA Region	Certification ID	Expiration Date
Alaska	State Program	10	CA01531	06-30-15
Arizona	State Program	9	AZ0671	10-13-15
California	LA Cty Sanitation Districts	9	10256	01-31-15 *
California	State Program	9	2706	06-30-16
Guam	State Program	9	Cert. No. 12.002r	01-23-15 *
Hawaii	State Program	9	N/A	01-29-15 *
Nevada	State Program	9	CA015312007A	07-31-15
New Mexico	State Program	6	N/A	01-29-15 *
Northern Mariana Islands	State Program	9	MP0002	01-29-15 *
Oregon	NELAP	10	4005	01-29-15 *
USDA	Federal		P330-09-00080	06-06-15
USEPA UCMR	Federal	1	CA01531	01-31-15

Laboratory: TestAmerica Denver

All certifications held by this laboratory are listed. Not all certifications are applicable to this report.

Authority	Program	EPA Region	Certification ID	Expiration Date
A2LA	DoD ELAP		2907.01	10-31-15
A2LA	ISO/IEC 17025		2907.01	10-31-15
Alabama	State Program	4	40730	09-30-12 *
Alaska (UST)	State Program	10	UST-30	04-05-15
Arkansas DEQ	State Program	6	88-0687	06-01-15
California	State Program	9	2513	08-31-16
Connecticut	State Program	1	PH-0686	09-30-16
Florida	NELAP	4	E87667	06-30-15
Georgia	State Program	4	N/A	01-09-15
Illinois	NELAP	5	200017	04-30-15
Iowa	State Program	7	370	12-01-14 *
Kansas	NELAP	7	E-10166	04-30-15
Louisiana	NELAP	6	02096	06-30-15
Maine	State Program	1	CO0002	03-03-15
Nevada	State Program	9	CO0026	07-31-15
New Hampshire	NELAP	1	205310	04-28-15
New Jersey	NELAP	2	CO004	06-30-15
New Mexico	State Program	6	CO00026	01-09-15
New York	NELAP	2	11964	03-31-15
North Dakota	State Program	8	R-034	01-09-15 *
Oklahoma	State Program	6	8614	08-31-15
Oregon	NELAP	10	4025	01-09-15
Pennsylvania	NELAP	3	68-00664	07-30-15
South Carolina	State Program	4	72002001	06-30-15
Texas	NELAP	6	T104704183-13-8	09-30-15
USDA	Federal		P330-13-00202	07-02-16
Utah	NELAP	8	CO00026	07-31-15
Virginia	NELAP	3	460232	06-14-15
Washington	State Program	10	C583	08-03-15
West Virginia DEP	State Program	3	354	11-30-15
Wisconsin	State Program	5	999615430	08-31-15
Wyoming (UST)	A2LA	8	2907.01	10-31-15

* Certification renewal pending - certification considered valid.

ENVIRON — CHAIN-of-CUSTODY № 11118

☐ 18100 Von Karman Ave., Suite 600, Irvine, CA 92612, (949) 261-5151, (949) 261-6202 (fax)
☑ 707 Wilshire Blvd., Suite 4950, Los Angeles, Calif. 90017, (213) 943-6300, (213) 943-6301 (fax)
☐ 1702 E Highland Avenue, Suite 412, Phoenix, AZ 85016, (602) 734-7700, (602) 734-7701 (fax)

PROJECT NAME / FACILITY ID: SMMUSD
PROJECT NUMBER: 04-33980M
DATE: 12/24/14
PROJECT LOCATION: Malibu, Ca.
IS THIS A UST PROJECT OR IS EDF REQUIRED? Y (N) IF YES, GLOBAL ID #:

MSA#: WO#:
FIELD PERSON: Brian B./Amy C./Mike R.
PROJECT MANAGER: Safaa D.
LABORATORY: Test America

SAMPLER: Brian Bauer
SIGNATURE:

440-97767 Chain of Custody

SAMPLE I.D. NUMBER	YEAR 2014 SAMPLE DATE	SAMPLE TIME	SAMPLE DEPTH (ft)	AIR SAMPLE VOLUME (L)	MATRIX (A) AIR (S) SOIL (O) GAS (W) WATER	NUMBER OF CONTAINERS	FILTERED/UNFILTERED (F/U)	PRESERVATION (SEE KEY)	ANALYSIS REQUIRED: PCBs 8082	COMMENTS
SW-1B	12/24	1016	1	1	S	1	1	NO	X	"B" Sidewall Samples
SW-2B		1015								Combine all samples
SW-3B		1015								(SW-1B to SW-25B)
SW-4B		1014								into one incremental
SW-5B		1014								sample named
SW-6B		013								"IS-SIDEWALL-B"
SW-7B		1012								
SW-8B		1011								
SW-9B		1010								• Expedite TAT
SW-10B		1009								to the extent
SW-11B		1009								possible.
SW-12B		1008								
SW-13B		1007								
TOTAL	X	X	X							

RELINQUISHED BY: [signature]	TIME/DATE: 1220 / 12/24/14	RECEIVED BY: Shafiq Nabi (COMPANY): DCS	TIME/DATE: 1220 / 12/24/14
RELINQUISHED BY: Shafiq Nabi	TIME/DATE: 1515 / 12/24/14	RECEIVED BY: (COMPANY): TAT	TIME/DATE: 1515 12/24/14
RELINQUISHED BY:	TIME/DATE:	RECEIVED BY: (COMPANY):	TIME/DATE:

TURNAROUND TIME (CIRCLE ONE): SAME DAY / 24 HOURS / 48 HOURS / 72 HOURS / 5 DAYS / NORMAL

SAMPLE INTEGRITY: IR-63 INTACT: (Y) N Temp 2.6/1.9°C

IF SEALED, SEAL INTEGRITY INTACT: Y N

O = OTHER; NO = NONE; U = UNKNOWN; S = H_2SO_4; N = HNO_3; H = HCl;

FILE: LOG FORMS\Chain_of_Custody

1/5/2015

ENVIRON — CHAIN-of-CUSTODY № 11119

☑ 18100 Von Karman Ave., Suite 600, Irvine, CA 92612, (949) 261-5151, (949) 261-6202 (fax)
☑ 707 Wilshire Blvd., Suite 4950, Los Angeles, Calif. 90017, (213) 943-6300, (213) 943-6301 (fax)
☐ 1702 E Highland Avenue, Suite 412, Phoenix, AZ 85016, (602) 734-7700, (602) 734-7701 (fax)

MSA#: _____ WO#: _____

PROJECT NAME / FACILITY ID: SMMUSD

FIELD PERSON: Brian B/Amy C/Mike R.

PROJECT NUMBER: 04-33980M DATE: 12/24/14

PROJECT MANAGER: Safan D.

PROJECT LOCATION: Malibu, Ca.

LABORATORY: Test Amenca

IS THIS A UST PROJECT OR IS EDF REQUIRED? Y (N) IF YES, GLOBAL ID #: _____

SAMPLER: Brian Bauer

SIGNATURE:

SAMPLE I.D. NUMBER	SAMPLE DATE (YEAR 2014)	SAMPLE TIME	SAMPLE DEPTH (ft)	AIR SAMPLE VOLUME (L)	MATRIX (A) AIR (S) SOIL (G) GAS (W) WATER	NUMBER OF CONTAINERS	FILTERED / UNFILTERED (F/U)	PRESERVATION (SEE KEY)	ANALYSIS REQUIRED: PCBs 8082	COMMENTS
SW-14B	12/24	1006	—	—	S	1	—	N	X	see page 1
SW-15B		1005								
SW-16B		1004								
SW-17B		1003								
SW-18B		1002								
SW-19B		1001								
SW-20B		1000								
SW-21B		0958								
SW-22B		0956								
SW-23B		0955								
SW-24B		0954								
SW-25B	↓	0953	↓	↓	↓	↓	↓	↓	↓	
		(FC)								
TOTAL	X	X	X							

RELINQUISHED BY:	TIME/DATE: 1220 / 12/24/14	RECEIVED BY: Shafi ANABI (COMPANY): DCS	TIME/DATE: 1220 / 12/24/14
RELINQUISHED BY: Shafi ANABI	TIME/DATE: 1515 / 12/24/14	RECEIVED BY: (COMPANY): TAI	TIME/DATE: 1515 12/24/14
RELINQUISHED BY:	TIME/DATE:	RECEIVED BY: (COMPANY):	TIME/DATE:

TURNAROUND TIME (CIRCLE ONE): SAME DAY | 24 HOURS | 48 HOURS | 72 HOURS | 5 DAYS | NORMAL

SAMPLE INTEGRITY: 12-63 INTACT: (Y) N Temp 2.6/1.9°C

IF SEALED, SEAL INTEGRITY INTACT: Y N

H = HCL; N = HNO3; S = H2SO; U = UNKNOWN; NO = NONE; O = OTHER

FILE: LOG FORMS\Chain_of_Custody

1/5/2015

Login Sample Receipt Checklist

Client: ENVIRON International Corp.

Job Number: 440-97767-1

Login Number: 97767

List Source: TestAmerica Irvine

List Number: 1

Creator: Kim, Guerry

Question	Answer	Comment
Radioactivity wasn't checked or is </= background as measured by a survey meter.	True	
The cooler's custody seal, if present, is intact.	True	
Sample custody seals, if present, are intact.	True	
The cooler or samples do not appear to have been compromised or tampered with.	True	
Samples were received on ice.	True	
Cooler Temperature is acceptable.	True	
Cooler Temperature is recorded.	True	
COC is present.	True	
COC is filled out in ink and legible.	True	
COC is filled out with all pertinent information.	True	
Is the Field Sampler's name present on COC?	True	
There are no discrepancies between the containers received and the COC.	True	
Samples are received within Holding Time.	True	
Sample containers have legible labels.	True	
Containers are not broken or leaking.	True	
Sample collection date/times are provided.	True	
Appropriate sample containers are used.	True	
Sample bottles are completely filled.	True	
Sample Preservation Verified.	N/A	
There is sufficient vol. for all requested analyses, incl. any requested MS/MSDs	True	
Containers requiring zero headspace have no headspace or bubble is <6mm (1/4").	True	
Multiphasic samples are not present.	True	
Samples do not require splitting or compositing.	True	
Residual Chlorine Checked.	N/A	

Login Sample Receipt Checklist

Client: ENVIRON International Corp.

Job Number: 440-97767-1

Login Number: 97767
List Number: 2
Creator: Conquest, Tyler W

List Source: TestAmerica Denver
List Creation: 12/27/14 11:07 AM

Question	Answer	Comment
Radioactivity wasn't checked or is </= background as measured by a survey meter.	N/A	
The cooler's custody seal, if present, is intact.	True	
Sample custody seals, if present, are intact.	True	
The cooler or samples do not appear to have been compromised or tampered with.	True	
Samples were received on ice.	True	
Cooler Temperature is acceptable.	True	
Cooler Temperature is recorded.	True	
COC is present.	True	
COC is filled out in ink and legible.	True	
COC is filled out with all pertinent information.	True	
Is the Field Sampler's name present on COC?	N/A	
There are no discrepancies between the containers received and the COC.	True	
Samples are received within Holding Time.	True	
Sample containers have legible labels.	True	
Containers are not broken or leaking.	True	
Sample collection date/times are provided.	True	
Appropriate sample containers are used.	True	
Sample bottles are completely filled.	True	
Sample Preservation Verified.	N/A	
There is sufficient vol. for all requested analyses, incl. any requested MS/MSDs	True	
Containers requiring zero headspace have no headspace or bubble is <6mm (1/4").	N/A	
Multiphasic samples are not present.	True	
Samples do not require splitting or compositing.	True	
Residual Chlorine Checked.	N/A	

TestAmerica

THE LEADER IN ENVIRONMENTAL TESTING

ANALYTICAL REPORT

TestAmerica Laboratories, Inc.
TestAmerica Irvine
17461 Derian Ave
Suite 100
Irvine, CA 92614-5817
Tel: (949)261-1022

TestAmerica Job ID: 440-97768-1
Client Project/Site: Malibu, SMMUSD

For:
ENVIRON International Corp.
18100 Von Karman Avenue
Irvine, California 92612

Attn: Safaa Dergham

Authorized for release by:
1/5/2015 1:22:27 PM
Camille Murray, Project Manager I
camille.murray@testamericainc.com

Designee for

Patty Mata, Senior Project Manager
(949)261-1022
patty.mata@testamericainc.com

LINKS

Review your project results through TotalAccess

Have a Question? Ask The Expert

Visit us at: www.testamericainc.com

The test results in this report meet all 2003 NELAC and 2009 TNI requirements for accredited parameters, exceptions are noted in this report. This report may not be reproduced except in full, and with written approval from the laboratory. For questions please contact the Project Manager at the e-mail address or telephone number listed on this page.

This report has been electronically signed and authorized by the signatory. Electronic signature is intended to be the legally binding equivalent of a traditionally handwritten signature.

Results relate only to the items tested and the sample(s) as received by the laboratory.

Table of Contents

Cover Page 1
Table of Contents 2
Sample Summary 3
Case Narrative 4
Client Sample Results 5
Method Summary 6
Lab Chronicle 7
QC Sample Results 8
QC Association Summary 9
Definitions/Glossary 10
Certification Summary 11
Chain of Custody 12
Receipt Checklists 14

Sample Summary

Client: ENVIRON International Corp.
Project/Site: Malibu, SMMUSD

TestAmerica Job ID: 440-97768-1

Lab Sample ID	Client Sample ID	Matrix	Collected	Received
440-97768-1	IS-BASE-B	Solid	12/24/14 08:29	12/24/14 15:15

Job ID: 440-97768-1

Laboratory: TestAmerica Irvine

Narrative

Job Narrative
440-97768-1

Comments
No additional comments.

Receipt
The sample was received on 12/24/2014 3:15 PM; the sample arrived in good condition, properly preserved and, where required, on ice. The temperature of the cooler at receipt was 1.9º C.

GC Semi VOA
Method(s) 8082: The following samples required a dilution due to abundance of target analytes: IS-BASE-B (440-97768-1). Because of this dilution, the surrogate spike concentration in the sample was reduced to a level where the recovery calculation does not provide useful information.
Elevated reporting limits (RLs) are provided.

Method(s) 8082: The following samples underwent a sulfuric acid clean-up, via EPA Method 3665A, to reduce matrix interferences: (440-97773-1 MS), (440-97773-1 MSD), (LCS 280-258758/2-A), (MB 280-258758/1-A), IS-BASE-B (440-97768-1).

No additional analytical or quality issues were noted, other than those described above or in the Definitions/Glossary page.

Organic Prep
Method(s) Increment, prep: The following samples were air dried and sieved per the procedure; however, the samples contained material that would not pass through the sieve: IS-BASE-B (440-97768-1). This material was removed and not extracted. The material appeared to be rocks and small amount of vegetation including grass and leaves. Batch: 258575; Method: 8082 (ISM_DD_SI_SS)

No additional analytical or quality issues were noted, other than those described above or in the Definitions/Glossary page.

Client: ENVIRON International Corp.
Project/Site: Malibu, SMMUSD

TestAmerica Job ID: 440-97768-1

Client Sample ID: IS-BASE-B
Date Collected: 12/24/14 08:29
Date Received: 12/24/14 15:15

Lab Sample ID: 440-97768-1
Matrix: Solid

Method: 8082 - Polychlorinated Biphenyls (PCBs) by Gas Chromatography

Analyte	Result	Qualifier	RL		Unit	D	Prepared	Analyzed	Dil Fac
Aroclor 1016	ND		130		ug/Kg		12/30/14 19:27	01/04/15 14:18	4
Aroclor 1221	ND		180		ug/Kg		12/30/14 19:27	01/04/15 14:18	4
Aroclor 1232	ND		130		ug/Kg		12/30/14 19:27	01/04/15 14:18	4
Aroclor 1242	ND		130		ug/Kg		12/30/14 19:27	01/04/15 14:18	4
Aroclor 1248	ND		130		ug/Kg		12/30/14 19:27	01/04/15 14:18	4
Aroclor 1254	**600**		130		ug/Kg		12/30/14 19:27	01/04/15 14:18	4
Aroclor 1260	ND		130		ug/Kg		12/30/14 19:27	01/04/15 14:18	4

Surrogate	*%Recovery*	*Qualifier*	*Limits*	*Prepared*	*Analyzed*	*Dil Fac*
DCB Decachlorobiphenyl	*111*	*D*	*59 - 130*	*12/30/14 19:27*	*01/04/15 14:18*	*4*
Tetrachloro-m-xylene	*86*	*D*	*53 - 128*	*12/30/14 19:27*	*01/04/15 14:18*	*4*

Method Summary

Client: ENVIRON International Corp.
Project/Site: Malibu, SMMUSD

TestAmerica Job ID: 440-97768-1

Method	Method Description	Protocol	Laboratory
8082	Polychlorinated Biphenyls (PCBs) by Gas Chromatography	SW846	TAL DEN

Protocol References:

SW846 = "Test Methods For Evaluating Solid Waste, Physical/Chemical Methods", Third Edition, November 1986 And Its Updates.

Laboratory References:

TAL DEN = TestAmerica Denver, 4955 Yarrow Street, Arvada, CO 80002, TEL (303)736-0100

Lab Chronicle

Client: ENVIRON International Corp.
Project/Site: Malibu, SMMUSD

TestAmerica Job ID: 440-97768-1

Client Sample ID: IS-BASE-B
Date Collected: 12/24/14 08:29
Date Received: 12/24/14 15:15

Lab Sample ID: 440-97768-1
Matrix: Solid

Prep Type	Batch Type	Batch Method	Run	Dil Factor	Initial Amount	Final Amount	Batch Number	Prepared or Analyzed	Analyst	Lab
Total/NA	ISM Prep	Increment, prep				1.0 g	258575	12/29/14 08:06	BMS	TAL DEN
Total/NA	Prep	3546			31.32 g	10 mL	258758	12/30/14 19:27	KI	TAL DEN
Total/NA	Analysis	8082		4	31.32 g	10 mL	259027	01/04/15 14:18	TDJ	TAL DEN

Laboratory References:

TAL DEN = TestAmerica Denver, 4955 Yarrow Street, Arvada, CO 80002, TEL (303)736-0100

Method: 8082 - Polychlorinated Biphenyls (PCBs) by Gas Chromatography

Lab Sample ID: MB 280-258758/1-A
Matrix: Solid
Analysis Batch: 258899

Client Sample ID: Method Blank
Prep Type: Total/NA
Prep Batch: 258758

Analyte	MB Result	MB Qualifier	RL		Unit	D	Prepared	Analyzed	Dil Fac
Aroclor 1016	ND		32		ug/Kg		12/30/14 19:27	01/02/15 12:53	1
Aroclor 1221	ND		46		ug/Kg		12/30/14 19:27	01/02/15 12:53	1
Aroclor 1232	ND		32		ug/Kg		12/30/14 19:27	01/02/15 12:53	1
Aroclor 1242	ND		32		ug/Kg		12/30/14 19:27	01/02/15 12:53	1
Aroclor 1248	ND		32		ug/Kg		12/30/14 19:27	01/02/15 12:53	1
Aroclor 1254	ND		32		ug/Kg		12/30/14 19:27	01/02/15 12:53	1
Aroclor 1260	ND		32		ug/Kg		12/30/14 19:27	01/02/15 12:53	1

Surrogate	*MB %Recovery*	*MB Qualifier*	*Limits*	*Prepared*	*Analyzed*	*Dil Fac*
DCB Decachlorobiphenyl	*95*		*59 - 130*	*12/30/14 19:27*	*01/02/15 12:53*	*1*
Tetrachloro-m-xylene	*98*		*53 - 128*	*12/30/14 19:27*	*01/02/15 12:53*	*1*

Lab Sample ID: LCS 280-258758/2-A
Matrix: Solid
Analysis Batch: 258899

Client Sample ID: Lab Control Sample
Prep Type: Total/NA
Prep Batch: 258758

Analyte			Spike Added	LCS Result	LCS Qualifier	Unit	D	%Rec	%Rec. Limits		
Aroclor 1016			64.9	68.1		ug/Kg		105	54 - 132		
Aroclor 1260			64.9	68.7		ug/Kg		106	62 - 129		

Surrogate	*LCS %Recovery*	*LCS Qualifier*	*Limits*
DCB Decachlorobiphenyl	*94*		*59 - 130*
Tetrachloro-m-xylene	*98*		*53 - 128*

Lab Sample ID: 440-97773-A-1-E MS
Matrix: Solid
Analysis Batch: 258899

Client Sample ID: Matrix Spike
Prep Type: Total/NA
Prep Batch: 258758

Analyte	Sample Result	Sample Qualifier	Spike Added	MS Result	MS Qualifier	Unit	D	%Rec	%Rec. Limits		
Aroclor 1016	ND		61.3	196	E F1	ug/Kg		320	54 - 132		
Aroclor 1260	ND		61.3	98.3	F1	ug/Kg		160	62 - 129		

Surrogate	*MS %Recovery*	*MS Qualifier*	*Limits*
DCB Decachlorobiphenyl	*75*		*59 - 130*
Tetrachloro-m-xylene	*102*		*53 - 128*

Lab Sample ID: 440-97773-A-1-F MSD
Matrix: Solid
Analysis Batch: 258899

Client Sample ID: Matrix Spike Duplicate
Prep Type: Total/NA
Prep Batch: 258758

Analyte	Sample Result	Sample Qualifier	Spike Added	MSD Result	MSD Qualifier	Unit	D	%Rec	%Rec. Limits	RPD	RPD Limit
Aroclor 1016	ND		66.0	65.7	F2	ug/Kg		100	54 - 132	100	36
Aroclor 1260	ND		66.0	87.3	F1	ug/Kg		132	62 - 129	12	44

Surrogate	*MSD %Recovery*	*MSD Qualifier*	*Limits*
DCB Decachlorobiphenyl	*64*		*59 - 130*
Tetrachloro-m-xylene	*86*		*53 - 128*

QC Association Summary

Client: ENVIRON International Corp.
Project/Site: Malibu, SMMUSD

TestAmerica Job ID: 440-97768-1

GC Semi VOA

ISM Prep Batch: 258575

Lab Sample ID	Client Sample ID	Prep Type	Matrix	Method	Prep Batch
440-97768-1	IS-BASE-B	Total/NA	Solid	Increment, prep	
440-97773-A-1-E MS	Matrix Spike	Total/NA	Solid	Increment, prep	
440-97773-A-1-F MSD	Matrix Spike Duplicate	Total/NA	Solid	Increment, prep	

Prep Batch: 258758

Lab Sample ID	Client Sample ID	Prep Type	Matrix	Method	Prep Batch
440-97768-1	IS-BASE-B	Total/NA	Solid	3546	258575
440-97773-A-1-E MS	Matrix Spike	Total/NA	Solid	3546	258575
440-97773-A-1-F MSD	Matrix Spike Duplicate	Total/NA	Solid	3546	258575
LCS 280-258758/2-A	Lab Control Sample	Total/NA	Solid	3546	
MB 280-258758/1-A	Method Blank	Total/NA	Solid	3546	

Analysis Batch: 258899

Lab Sample ID	Client Sample ID	Prep Type	Matrix	Method	Prep Batch
440-97773-A-1-E MS	Matrix Spike	Total/NA	Solid	8082	258758
440-97773-A-1-F MSD	Matrix Spike Duplicate	Total/NA	Solid	8082	258758
LCS 280-258758/2-A	Lab Control Sample	Total/NA	Solid	8082	258758
MB 280-258758/1-A	Method Blank	Total/NA	Solid	8082	258758

Analysis Batch: 259027

Lab Sample ID	Client Sample ID	Prep Type	Matrix	Method	Prep Batch
440-97768-1	IS-BASE-B	Total/NA	Solid	8082	258758

Qualifiers

GC Semi VOA

Qualifier	Qualifier Description
D	Sample results are obtained from a dilution; the surrogate or matrix spike recoveries reported are calculated from diluted samples.
E	Result exceeded calibration range.
F1	MS and/or MSD Recovery exceeds the control limits
F2	MS/MSD RPD exceeds control limits

Glossary

Abbreviation	These commonly used abbreviations may or may not be present in this report.
¤	Listed under the "D" column to designate that the result is reported on a dry weight basis
%R	Percent Recovery
CFL	Contains Free Liquid
CNF	Contains no Free Liquid
DER	Duplicate error ratio (normalized absolute difference)
Dil Fac	Dilution Factor
DL, RA, RE, IN	Indicates a Dilution, Re-analysis, Re-extraction, or additional Initial metals/anion analysis of the sample
DLC	Decision level concentration
MDA	Minimum detectable activity
EDL	Estimated Detection Limit
MDC	Minimum detectable concentration
MDL	Method Detection Limit
ML	Minimum Level (Dioxin)
NC	Not Calculated
ND	Not detected at the reporting limit (or MDL or EDL if shown)
PQL	Practical Quantitation Limit
QC	Quality Control
RER	Relative error ratio
RL	Reporting Limit or Requested Limit (Radiochemistry)
RPD	Relative Percent Difference, a measure of the relative difference between two points
TEF	Toxicity Equivalent Factor (Dioxin)
TEQ	Toxicity Equivalent Quotient (Dioxin)

Certification Summary

Client: ENVIRON International Corp.
Project/Site: Malibu, SMMUSD

TestAmerica Job ID: 440-97768-1

Laboratory: TestAmerica Irvine

All certifications held by this laboratory are listed. Not all certifications are applicable to this report.

Authority	Program	EPA Region	Certification ID	Expiration Date
Alaska	State Program	10	CA01531	06-30-15
Arizona	State Program	9	AZ0671	10-13-15
California	LA Cty Sanitation Districts	9	10256	01-31-15 *
California	State Program	9	2706	06-30-16
Guam	State Program	9	Cert. No. 12.002r	01-23-15 *
Hawaii	State Program	9	N/A	01-29-15 *
Nevada	State Program	9	CA015312007A	07-31-15
New Mexico	State Program	6	N/A	01-29-15 *
Northern Mariana Islands	State Program	9	MP0002	01-29-15 *
Oregon	NELAP	10	4005	01-29-15 *
USDA	Federal		P330-09-00080	06-06-15
USEPA UCMR	Federal	1	CA01531	01-31-15

Laboratory: TestAmerica Denver

All certifications held by this laboratory are listed. Not all certifications are applicable to this report.

Authority	Program	EPA Region	Certification ID	Expiration Date
A2LA	DoD ELAP		2907.01	10-31-15
A2LA	ISO/IEC 17025		2907.01	10-31-15
Alabama	State Program	4	40730	09-30-12 *
Alaska (UST)	State Program	10	UST-30	04-05-15
Arkansas DEQ	State Program	6	88-0687	06-01-15
California	State Program	9	2513	08-31-16
Connecticut	State Program	1	PH-0686	09-30-16
Florida	NELAP	4	E87667	06-30-15
Georgia	State Program	4	N/A	01-09-15
Illinois	NELAP	5	200017	04-30-15
Iowa	State Program	7	370	12-01-14 *
Kansas	NELAP	7	E-10166	04-30-15
Louisiana	NELAP	6	02096	06-30-15
Maine	State Program	1	CO0002	03-03-15
Nevada	State Program	9	CO0026	07-31-15
New Hampshire	NELAP	1	205310	04-28-15
New Jersey	NELAP	2	CO004	06-30-15
New Mexico	State Program	6	CO00026	01-09-15
New York	NELAP	2	11964	03-31-15
North Dakota	State Program	8	R-034	01-09-15 *
Oklahoma	State Program	6	8614	08-31-15
Oregon	NELAP	10	4025	01-09-15
Pennsylvania	NELAP	3	68-00664	07-30-15
South Carolina	State Program	4	72002001	06-30-15
Texas	NELAP	6	T104704183-13-8	09-30-15
USDA	Federal		P330-13-00202	07-02-16
Utah	NELAP	8	CO00026	07-31-15
Virginia	NELAP	3	460232	06-14-15
Washington	State Program	10	C583	08-03-15
West Virginia DEP	State Program	3	354	11-30-15
Wisconsin	State Program	5	999615430	08-31-15
Wyoming (UST)	A2LA	8	2907.01	10-31-15

* Certification renewal pending - certification considered valid.

ENVIRON CHAIN-of-CUSTODY

№ 09988

☒ 18100 Von Karman Ave., Suite 600, Irvine, CA 92612, (949) 261-5151, (949) 261-6202 (fax)
☐ 707 Wilshire Blvd., Suite 4950, Los Angeles, Calif. 90017, (213) 943-6300, (213) 943-6301 (fax)
☐ 1702 E Highland Avenue, Suite 412, Phoenix, AZ 85016, (602) 734-7700, (602) 734-7701 (fax)

MSA#: _____ WO#: _____

PROJECT NAME / FACILITY ID: SMMUSD

PROJECT NUMBER: 04-33980M DATE: 12/24/14

PROJECT LOCATION: Malibu, CA

FIELD PERSON: A. Caron / B. Bauer / M. Raposo

PROJECT MANAGER: Safaa Dergham

LABORATORY: Test America

IS THIS A UST PROJECT OR IS EDF REQUIRED? Y N IF YES, GLOBAL ID #: _____

SAMPLER: Amy Caron

SIGNATURE:

440-97768 Chain of Custody

SAMPLE I.D. NUMBER	SAMPLE DATE (YEAR 2014)	SAMPLE TIME	SAMPLE DEPTH (ft)	AIR SAMPLE VOLUME (L)	MATRIX (A) AIR (S) SOIL (G) GAS (W) WATER	NUMBER OF CONTAINERS	FILTERED/UNFILTERED (F/U)	PRESERVATION (SEE KEY)	ANALYSIS REQUIRED: PCBs 8082	COMMENTS
B-1B	12/24	0808	1.5	/	S	1	U	NO	X	"B" Base Samples
B-2B		0807		/						
B-3B		0809		/						Combine all samples
B-4B		0810		/						(B-1B to B-26B) into
B-5B		0811		/						one incremental sample
B-6B		0812		/						named "IS-BASE-B"
B-7B		0813		/						
B-8B		0813		/						
B-9B		0814		/						
B-10B		0814		/						
B-11B		0815		/						
B-12B		0816		/						
B-13B	↓	0818	↓	/	↓	↓	↓	↓	↓	
TOTAL	X	X	X							expedite to the extent possible

RELINQUISHED BY:	TIME/DATE:	RECEIVED BY:	TIME/DATE:
	1220 / 12/24/14	Shahla Nabi (COMPANY): DCS	1220 / 12/24/14
Shahla Nabi	1515 / 12/24/14	(COMPANY): TAI	15:15 12/24/14
RELINQUISHED BY:	TIME/DATE:	RECEIVED BY: (COMPANY):	TIME/DATE:

TURNAROUND TIME (CIRCLE ONE): SAME DAY, 24 HOURS, 48 HOURS, 72 HOURS, 5 DAYS, NORMAL

SAMPLE INTEGRITY: IR-63 INTACT: (Y) N Temp 2.6/1.9°C

IF SEALED, SEAL INTEGRITY: INTACT: Y N

H = HCL; N = HNO_3; S = H_2SO_4; U = UNKNOWN; NO = NONE; O = OTHER

FILE: LOG FORMS\Chain_of_Custody

ENVIRON CHAIN-of-CUSTODY

№ 09987

☒ 18100 Von Karman Ave., Suite 600, Irvine, CA 92612, (949) 261-5151, (949) 261-6202 (fax)
☐ 707 Wilshire Blvd., Suite 4950, Los Angeles, Calif. 90017, (213) 943-6300, (213) 943-6301 (fax)
☐ 1702 E Highland Avenue, Suite 412, Phoenix, AZ 85016, (602) 734-7700, (602) 734-7701 (fax)

MSA#: _____ WO#: _____

PROJECT NAME / FACILITY ID: SMMUSD

FIELD PERSON: A. Caron / B. Baver / M. Raposo

PROJECT NUMBER: 04-33980M DATE: 12/24/14

PROJECT MANAGER: Safaa Dergham

PROJECT LOCATION: Malibu, CA

LABORATORY: Test America

IS THIS A UST PROJECT OR IS EDF REQUIRED? Y N IF YES, GLOBAL ID #: _____

SAMPLER: Amy Caron

SIGNATURE:

SAMPLE I.D. NUMBER	YEAR 2014 SAMPLE DATE	SAMPLE TIME	SAMPLE DEPTH (ft)	AIR SAMPLE VOLUME (L)	MATRIX (A) AIR (S) SOIL (G) GAS (W) WATER	NUMBER OF CONTAINERS	FILTERED/UNFILTERED (F/U)	PRESERVATION (SEE KEY)	ANALYSIS REQUIRED: PCBs 8082	COMMENTS
B-14B	12/24	0819	1.5		S	1	U	NO	X	See pg. 1
B-15B		0820								
B-16B		0821								
B-17B		0821								
B-18B		0822								
B-19B		0822								
B-20B		0823								
B-21B		0824								
B-22B		0825								
B-23B		0826								
B-24B		0827								
B-25B		0828								
B-26B	↓	0829	↓		↓	↓	↓	↓	↓	
TOTAL	X	X	X							

RELINQUISHED BY:	TIME/DATE: 1220 / 12/24/14	RECEIVED BY: Shahzad NABI (COMPANY): DCS	TIME/DATE: 1220/12/24/14
RELINQUISHED BY: Shahzad NABI	TIME/DATE: 1515 / 12/24/14	RECEIVED BY: (COMPANY): TAI	TIME/DATE: 15:15 12/24/14
RELINQUISHED BY:	TIME/DATE:	RECEIVED BY: (COMPANY):	TIME/DATE:

TURNAROUND TIME (CIRCLE ONE): SAME DAY, 24 HOURS, 48 HOURS, 72 HOURS, 5 DAYS, NORMAL

SAMPLE INTEGRITY: IR-63 INTACT: (Y) N Temp 2.6/1.9°C

IF SEALED, SEAL INTEGRITY: INTACT: Y N

H = HCL; N = HNO_3; S = H_2SO_4; U = UNKNOWN; NO = NONE; O = OTHER

FILE: LOG FORMS\Chain_of_Custody

1/5/2015

Login Sample Receipt Checklist

Client: ENVIRON International Corp.

Job Number: 440-97768-1

Login Number: 97768

List Source: TestAmerica Irvine

List Number: 1

Creator: Kim, Guerry

Question	Answer	Comment
Radioactivity wasn't checked or is </= background as measured by a survey meter.	True	
The cooler's custody seal, if present, is intact.	True	
Sample custody seals, if present, are intact.	True	
The cooler or samples do not appear to have been compromised or tampered with.	True	
Samples were received on ice.	True	
Cooler Temperature is acceptable.	True	
Cooler Temperature is recorded.	True	
COC is present.	True	
COC is filled out in ink and legible.	True	
COC is filled out with all pertinent information.	True	
Is the Field Sampler's name present on COC?	True	
There are no discrepancies between the containers received and the COC.	True	
Samples are received within Holding Time.	True	
Sample containers have legible labels.	True	
Containers are not broken or leaking.	True	
Sample collection date/times are provided.	True	
Appropriate sample containers are used.	True	
Sample bottles are completely filled.	True	
Sample Preservation Verified.	N/A	
There is sufficient vol. for all requested analyses, incl. any requested MS/MSDs	True	
Containers requiring zero headspace have no headspace or bubble is <6mm (1/4").	N/A	
Multiphasic samples are not present.	True	
Samples do not require splitting or compositing.	True	
Residual Chlorine Checked.	N/A	

Login Sample Receipt Checklist

Client: ENVIRON International Corp.

Job Number: 440-97768-1

Login Number: 97768
List Number: 2
Creator: Conquest, Tyler W

List Source: TestAmerica Denver
List Creation: 12/27/14 11:19 AM

Question	Answer	Comment
Radioactivity wasn't checked or is </= background as measured by a survey meter.	N/A	
The cooler's custody seal, if present, is intact.	True	
Sample custody seals, if present, are intact.	True	
The cooler or samples do not appear to have been compromised or tampered with.	True	
Samples were received on ice.	True	
Cooler Temperature is acceptable.	True	
Cooler Temperature is recorded.	True	
COC is present.	True	
COC is filled out in ink and legible.	True	
COC is filled out with all pertinent information.	True	
Is the Field Sampler's name present on COC?	N/A	
There are no discrepancies between the containers received and the COC.	True	
Samples are received within Holding Time.	True	
Sample containers have legible labels.	True	
Containers are not broken or leaking.	True	
Sample collection date/times are provided.	True	
Appropriate sample containers are used.	True	
Sample bottles are completely filled.	True	
Sample Preservation Verified.	N/A	
There is sufficient vol. for all requested analyses, incl. any requested MS/MSDs	True	
Containers requiring zero headspace have no headspace or bubble is <6mm (1/4").	N/A	
Multiphasic samples are not present.	True	
Samples do not require splitting or compositing.	True	
Residual Chlorine Checked.	N/A	

TestAmerica

THE LEADER IN ENVIRONMENTAL TESTING

ANALYTICAL REPORT

TestAmerica Laboratories, Inc.
TestAmerica Irvine
17461 Derian Ave
Suite 100
Irvine, CA 92614-5817
Tel: (949)261-1022

TestAmerica Job ID: 440-97769-1
Client Project/Site: Malibu, SMMUSD

For:
ENVIRON International Corp.
18100 Von Karman Avenue
Irvine, California 92612

Attn: Safaa Dergham

Authorized for release by:
1/5/2015 1:35:07 PM
Camille Murray, Project Manager I
camille.murray@testamericainc.com

Designee for

Patty Mata, Senior Project Manager
(949)261-1022
patty.mata@testamericainc.com

LINKS

Review your project results through TotalAccess

Have a Question? Ask The Expert

Visit us at: www.testamericainc.com

The test results in this report meet all 2003 NELAC and 2009 TNI requirements for accredited parameters, exceptions are noted in this report. This report may not be reproduced except in full, and with written approval from the laboratory. For questions please contact the Project Manager at the e-mail address or telephone number listed on this page.

This report has been electronically signed and authorized by the signatory. Electronic signature is intended to be the legally binding equivalent of a traditionally handwritten signature.

Results relate only to the items tested and the sample(s) as received by the laboratory.

Table of Contents

Cover Page 1
Table of Contents 2
Sample Summary 3
Case Narrative 4
Client Sample Results 5
Method Summary 6
Lab Chronicle 7
QC Sample Results 8
QC Association Summary 9
Definitions/Glossary 10
Certification Summary 11
Chain of Custody 12
Receipt Checklists 14

Sample Summary

Client: ENVIRON International Corp.
Project/Site: Malibu, SMMUSD

TestAmerica Job ID: 440-97769-1

Lab Sample ID	Client Sample ID	Matrix	Collected	Received
440-97769-1	IS-BASE-A	Solid	12/24/14 08:34	12/24/14 15:15

Job ID: 440-97769-1

Laboratory: TestAmerica Irvine

Narrative

Job Narrative
440-97769-1

Comments
No additional comments.

Receipt
The sample was received on 12/24/2014 3:15 PM; the sample arrived in good condition, properly preserved and, where required, on ice. The temperature of the cooler at receipt was 1.4º C.

GC Semi VOA
Method(s) 8082: The following samples underwent a sulfuric acid clean-up, via EPA Method 3665A, to reduce matrix interferences: (440-97773-1 MS), (440-97773-1 MSD), (LCS 280-258758/2-A), (MB 280-258758/1-A), IS-BASE-A (440-97769-1)

No additional analytical or quality issues were noted, other than those described above or in the Definitions/Glossary page.

Organic Prep
Method(s) Increment, prep: The following samples were air dried and sieved per the procedure; however, the samples contained material that would not pass through the sieve: IS-BASE-A (440-97769-1). This material was removed and not extracted. The material appeared to be rocks and small amount of vegetation including grass and leaves. Batch: 258575; Method: 8082 (ISM_DD_SI_SS)

No additional analytical or quality issues were noted, other than those described above or in the Definitions/Glossary page.

Client: ENVIRON International Corp.
Project/Site: Malibu, SMMUSD

TestAmerica Job ID: 440-97769-1

Client Sample ID: IS-BASE-A
Date Collected: 12/24/14 08:34
Date Received: 12/24/14 15:15

Lab Sample ID: 440-97769-1
Matrix: Solid

Method: 8082 - Polychlorinated Biphenyls (PCBs) by Gas Chromatography

Analyte	Result	Qualifier	RL		Unit	D	Prepared	Analyzed	Dil Fac
Aroclor 1016	ND		31		ug/Kg		12/30/14 19:27	01/02/15 14:19	1
Aroclor 1221	ND		45		ug/Kg		12/30/14 19:27	01/02/15 14:19	1
Aroclor 1232	ND		31		ug/Kg		12/30/14 19:27	01/02/15 14:19	1
Aroclor 1242	ND		31		ug/Kg		12/30/14 19:27	01/02/15 14:19	1
Aroclor 1248	ND		31		ug/Kg		12/30/14 19:27	01/02/15 14:19	1
Aroclor 1254	140		31		ug/Kg		12/30/14 19:27	01/02/15 14:19	1
Aroclor 1260	ND		31		ug/Kg		12/30/14 19:27	01/02/15 14:19	1

Surrogate	*%Recovery*	*Qualifier*	*Limits*	*Prepared*	*Analyzed*	*Dil Fac*
DCB Decachlorobiphenyl	*71*		*59 - 130*	*12/30/14 19:27*	*01/02/15 14:19*	*1*
Tetrachloro-m-xylene	*115*		*53 - 128*	*12/30/14 19:27*	*01/02/15 14:19*	*1*

Method Summary

Client: ENVIRON International Corp.
Project/Site: Malibu, SMMUSD

TestAmerica Job ID: 440-97769-1

Method	Method Description	Protocol	Laboratory
8082	Polychlorinated Biphenyls (PCBs) by Gas Chromatography	SW846	TAL DEN

Protocol References:

SW846 = "Test Methods For Evaluating Solid Waste, Physical/Chemical Methods", Third Edition, November 1986 And Its Updates.

Laboratory References:

TAL DEN = TestAmerica Denver, 4955 Yarrow Street, Arvada, CO 80002, TEL (303)736-0100

Lab Chronicle

Client: ENVIRON International Corp.
Project/Site: Malibu, SMMUSD

TestAmerica Job ID: 440-97769-1

Client Sample ID: IS-BASE-A

Lab Sample ID: 440-97769-1

Date Collected: 12/24/14 08:34

Matrix: Solid

Date Received: 12/24/14 15:15

Prep Type	Batch Type	Batch Method	Run	Dil Factor	Initial Amount	Final Amount	Batch Number	Prepared or Analyzed	Analyst	Lab
Total/NA	ISM Prep	Increment, prep				1.0 g	258575	12/29/14 08:06	BMS	TAL DEN
Total/NA	Prep	3546			31.43 g	10 mL	258758	12/30/14 19:27	KI	TAL DEN
Total/NA	Analysis	8082		1	31.43 g	10 mL	258899	01/02/15 14:19	TDJ	TAL DEN

Laboratory References:

TAL DEN = TestAmerica Denver, 4955 Yarrow Street, Arvada, CO 80002, TEL (303)736-0100

Method: 8082 - Polychlorinated Biphenyls (PCBs) by Gas Chromatography

Lab Sample ID: MB 280-258758/1-A
Matrix: Solid
Analysis Batch: 258899

Client Sample ID: Method Blank
Prep Type: Total/NA
Prep Batch: 258758

Analyte	MB Result	MB Qualifier	RL		Unit	D	Prepared	Analyzed	Dil Fac
Aroclor 1016	ND		32		ug/Kg		12/30/14 19:27	01/02/15 12:53	1
Aroclor 1221	ND		46		ug/Kg		12/30/14 19:27	01/02/15 12:53	1
Aroclor 1232	ND		32		ug/Kg		12/30/14 19:27	01/02/15 12:53	1
Aroclor 1242	ND		32		ug/Kg		12/30/14 19:27	01/02/15 12:53	1
Aroclor 1248	ND		32		ug/Kg		12/30/14 19:27	01/02/15 12:53	1
Aroclor 1254	ND		32		ug/Kg		12/30/14 19:27	01/02/15 12:53	1
Aroclor 1260	ND		32		ug/Kg		12/30/14 19:27	01/02/15 12:53	1

Surrogate	*MB %Recovery*	*MB Qualifier*	*Limits*	*Prepared*	*Analyzed*	*Dil Fac*
DCB Decachlorobiphenyl	*95*		*59 - 130*	*12/30/14 19:27*	*01/02/15 12:53*	*1*
Tetrachloro-m-xylene	*98*		*53 - 128*	*12/30/14 19:27*	*01/02/15 12:53*	*1*

Lab Sample ID: LCS 280-258758/2-A
Matrix: Solid
Analysis Batch: 258899

Client Sample ID: Lab Control Sample
Prep Type: Total/NA
Prep Batch: 258758

Analyte			Spike Added	LCS Result	LCS Qualifier	Unit	D	%Rec	%Rec. Limits		
Aroclor 1016			64.9	68.1		ug/Kg		105	54 - 132		
Aroclor 1260			64.9	68.7		ug/Kg		106	62 - 129		

Surrogate	*LCS %Recovery*	*LCS Qualifier*	*Limits*
DCB Decachlorobiphenyl	*94*		*59 - 130*
Tetrachloro-m-xylene	*98*		*53 - 128*

Lab Sample ID: 440-97773-A-1-E MS
Matrix: Solid
Analysis Batch: 258899

Client Sample ID: Matrix Spike
Prep Type: Total/NA
Prep Batch: 258758

Analyte	Sample Result	Sample Qualifier	Spike Added	MS Result	MS Qualifier	Unit	D	%Rec	%Rec. Limits		
Aroclor 1016	ND		61.3	196	E F1	ug/Kg		320	54 - 132		
Aroclor 1260	ND		61.3	98.3	F1	ug/Kg		160	62 - 129		

Surrogate	*MS %Recovery*	*MS Qualifier*	*Limits*
DCB Decachlorobiphenyl	*75*		*59 - 130*
Tetrachloro-m-xylene	*102*		*53 - 128*

Lab Sample ID: 440-97773-A-1-F MSD
Matrix: Solid
Analysis Batch: 258899

Client Sample ID: Matrix Spike Duplicate
Prep Type: Total/NA
Prep Batch: 258758

Analyte	Sample Result	Sample Qualifier	Spike Added	MSD Result	MSD Qualifier	Unit	D	%Rec	%Rec. Limits	RPD	RPD Limit
Aroclor 1016	ND		66.0	65.7	F2	ug/Kg		100	54 - 132	100	36
Aroclor 1260	ND		66.0	87.3	F1	ug/Kg		132	62 - 129	12	44

Surrogate	*MSD %Recovery*	*MSD Qualifier*	*Limits*
DCB Decachlorobiphenyl	*64*		*59 - 130*
Tetrachloro-m-xylene	*86*		*53 - 128*

QC Association Summary

Client: ENVIRON International Corp.
Project/Site: Malibu, SMMUSD

TestAmerica Job ID: 440-97769-1

GC Semi VOA

ISM Prep Batch: 258575

Lab Sample ID	Client Sample ID	Prep Type	Matrix	Method	Prep Batch
440-97769-1	IS-BASE-A	Total/NA	Solid	Increment, prep	
440-97773-A-1-E MS	Matrix Spike	Total/NA	Solid	Increment, prep	
440-97773-A-1-F MSD	Matrix Spike Duplicate	Total/NA	Solid	Increment, prep	

Prep Batch: 258758

Lab Sample ID	Client Sample ID	Prep Type	Matrix	Method	Prep Batch
440-97769-1	IS-BASE-A	Total/NA	Solid	3546	258575
440-97773-A-1-E MS	Matrix Spike	Total/NA	Solid	3546	258575
440-97773-A-1-F MSD	Matrix Spike Duplicate	Total/NA	Solid	3546	258575
LCS 280-258758/2-A	Lab Control Sample	Total/NA	Solid	3546	
MB 280-258758/1-A	Method Blank	Total/NA	Solid	3546	

Analysis Batch: 258899

Lab Sample ID	Client Sample ID	Prep Type	Matrix	Method	Prep Batch
440-97769-1	IS-BASE-A	Total/NA	Solid	8082	258758
440-97773-A-1-E MS	Matrix Spike	Total/NA	Solid	8082	258758
440-97773-A-1-F MSD	Matrix Spike Duplicate	Total/NA	Solid	8082	258758
LCS 280-258758/2-A	Lab Control Sample	Total/NA	Solid	8082	258758
MB 280-258758/1-A	Method Blank	Total/NA	Solid	8082	258758

Qualifiers

GC Semi VOA

Qualifier	Qualifier Description
E	Result exceeded calibration range.
F1	MS and/or MSD Recovery exceeds the control limits
F2	MS/MSD RPD exceeds control limits

Glossary

Abbreviation	These commonly used abbreviations may or may not be present in this report.
¤	Listed under the "D" column to designate that the result is reported on a dry weight basis
%R	Percent Recovery
CFL	Contains Free Liquid
CNF	Contains no Free Liquid
DER	Duplicate error ratio (normalized absolute difference)
Dil Fac	Dilution Factor
DL, RA, RE, IN	Indicates a Dilution, Re-analysis, Re-extraction, or additional Initial metals/anion analysis of the sample
DLC	Decision level concentration
MDA	Minimum detectable activity
EDL	Estimated Detection Limit
MDC	Minimum detectable concentration
MDL	Method Detection Limit
ML	Minimum Level (Dioxin)
NC	Not Calculated
ND	Not detected at the reporting limit (or MDL or EDL if shown)
PQL	Practical Quantitation Limit
QC	Quality Control
RER	Relative error ratio
RL	Reporting Limit or Requested Limit (Radiochemistry)
RPD	Relative Percent Difference, a measure of the relative difference between two points
TEF	Toxicity Equivalent Factor (Dioxin)
TEQ	Toxicity Equivalent Quotient (Dioxin)

Certification Summary

Client: ENVIRON International Corp.
Project/Site: Malibu, SMMUSD

TestAmerica Job ID: 440-97769-1

Laboratory: TestAmerica Irvine

All certifications held by this laboratory are listed. Not all certifications are applicable to this report.

Authority	Program	EPA Region	Certification ID	Expiration Date
Alaska	State Program	10	CA01531	06-30-15
Arizona	State Program	9	AZ0671	10-13-15
California	LA Cty Sanitation Districts	9	10256	01-31-15 *
California	State Program	9	2706	06-30-16
Guam	State Program	9	Cert. No. 12.002r	01-23-15 *
Hawaii	State Program	9	N/A	01-29-15 *
Nevada	State Program	9	CA015312007A	07-31-15
New Mexico	State Program	6	N/A	01-29-15 *
Northern Mariana Islands	State Program	9	MP0002	01-29-15 *
Oregon	NELAP	10	4005	01-29-15 *
USDA	Federal		P330-09-00080	06-06-15
USEPA UCMR	Federal	1	CA01531	01-31-15

Laboratory: TestAmerica Denver

All certifications held by this laboratory are listed. Not all certifications are applicable to this report.

Authority	Program	EPA Region	Certification ID	Expiration Date
A2LA	DoD ELAP		2907.01	10-31-15
A2LA	ISO/IEC 17025		2907.01	10-31-15
Alabama	State Program	4	40730	09-30-12 *
Alaska (UST)	State Program	10	UST-30	04-05-15
Arkansas DEQ	State Program	6	88-0687	06-01-15
California	State Program	9	2513	08-31-16
Connecticut	State Program	1	PH-0686	09-30-16
Florida	NELAP	4	E87667	06-30-15
Georgia	State Program	4	N/A	01-09-15
Illinois	NELAP	5	200017	04-30-15
Iowa	State Program	7	370	12-01-14 *
Kansas	NELAP	7	E-10166	04-30-15
Louisiana	NELAP	6	02096	06-30-15
Maine	State Program	1	CO0002	03-03-15
Nevada	State Program	9	CO0026	07-31-15
New Hampshire	NELAP	1	205310	04-28-15
New Jersey	NELAP	2	CO004	06-30-15
New Mexico	State Program	6	CO00026	01-09-15
New York	NELAP	2	11964	03-31-15
North Dakota	State Program	8	R-034	01-09-15 *
Oklahoma	State Program	6	8614	08-31-15
Oregon	NELAP	10	4025	01-09-15
Pennsylvania	NELAP	3	68-00664	07-30-15
South Carolina	State Program	4	72002001	06-30-15
Texas	NELAP	6	T104704183-13-8	09-30-15
USDA	Federal		P330-13-00202	07-02-16
Utah	NELAP	8	CO00026	07-31-15
Virginia	NELAP	3	460232	06-14-15
Washington	State Program	10	C583	08-03-15
West Virginia DEP	State Program	3	354	11-30-15
Wisconsin	State Program	5	999615430	08-31-15
Wyoming (UST)	A2LA	8	2907.01	10-31-15

* Certification renewal pending - certification considered valid.

ENVIRON

CHAIN-of-CUSTODY

№ 09985

PAGE 1 of 2

☒ 18100 Von Karman Ave., Suite 600, Irvine, CA 92612, (949) 261-5151, (949) 261-6202 (fax)

☐ 707 Wilshire Blvd., Suite 4950, Los Angeles, Calif. 90017, (213) 943-6300, (213) 943-6301 (fax)

☐ 1702 E Highland Avenue, Suite 412, Phoenix, AZ 85016, (602) 734-7700, (602) 734-7701 (fax)

MSA#: _____ WO#: _____

PROJECT NAME / FACILITY ID: SMMUSD

FIELD PERSON: A. Caron / B. Bauer / M. Raposo

PROJECT NUMBER: 04-33980M DATE: 12/24/14

PROJECT MANAGER: Safaa Dergham

PROJECT LOCATION: Malibu, CA

LABORATORY: Test America

IS THIS A UST PROJECT OR IS EDF REQUIRED? Y N IF YES, GLOBAL ID #: _____

SAMPLER: Amy Caron

SIGNATURE: [signature]

440-97769 Chain of Custody

SAMPLE I.D. NUMBER	SAMPLE DATE (YEAR 2014)	SAMPLE TIME	SAMPLE DEPTH (ft)	AIR SAMPLE VOLUME (L)	MATRIX (A) AIR (S) SOIL (G) GAS (W) WATER	NUMBER OF CONTAINERS	FILTERED/UNFILTERED (F/U)	PRESERVATION (SEE KEY)	ANALYSIS REQUIRED PCBs 8082	COMMENTS
B-1A	12/24	0834	1.5	/	S	1	U	ND	X	"A" Base Samples
B-2A		0833		/						
B-3A		0832		/						Combine all samples
B-4A		0831		/						(B-1A to B-26A) into
B-5A		0830		/						one incremental sample
B-6A		0830		/						named "IS-BASE-A"
B-7A		0829		/						
B-8A		0828		/						
B-9A		0826		/						
B-10A		0826		/						
B-11A		0825		/						
B-12A		0824		/						
B-13A		0823		/						expedite to the
TOTAL	X	X	X							extent possible

RELINQUISHED BY:	TIME/DATE:	RECEIVED BY: (COMPANY):	TIME/DATE:
[signature]	1220 / 12/24/14	Shafi Qnabi DES	1220/12/24/14
Shafi Qnabi	1515 / 12/24/14	MAE TAI	15:15 12/24/14

TURNAROUND TIME (CIRCLE ONE): SAME DAY, 24 HOURS, 48 HOURS, 72 HOURS, 5 DAYS, NORMAL

SAMPLE INTEGRITY: IR-63 INTACT: Y N Temp 2.1/1.4 °C

IF SEALED, SEAL INTEGRITY: INTACT: Y N

H = HCL; N = HNO_3; S = H_2SO_4; U = UNKNOWN; NO = NONE; O = OTHER

FILE: LOG FORMS\Chain_of_Custody

ENVIRON

CHAIN-of-CUSTODY

№ 09986

PAGE 2 of 2

☒ 18100 Von Karman Ave., Suite 600, Irvine, CA 92612, (949) 261-5151, (949) 261-6202 (fax)

☐ 707 Wilshire Blvd., Suite 4950, Los Angeles, Calif. 90017, (213) 943-6300, (213) 943-6301 (fax)

☐ 1702 E Highland Avenue, Suite 412, Phoenix, AZ 85016, (602) 734-7700, (602) 734-7701 (fax)

MSA#: _____ WO#: _____

PROJECT NAME / FACILITY ID: SMMUSD

FIELD PERSON: A. Caron / B. Baver / M. Raposo

PROJECT NUMBER: 04-33980M DATE: 12/24/14

PROJECT MANAGER: Safaa Dergham

PROJECT LOCATION: Malibu, CA

LABORATORY: Test America

IS THIS A UST PROJECT OR IS EDF REQUIRED? Y N IF YES, GLOBAL ID #: _____

SAMPLER: Amy Caron

SIGNATURE: [signature]

SAMPLE I.D. NUMBER	YEAR 2014 SAMPLE DATE	SAMPLE TIME	SAMPLE DEPTH (ft)	AIR SAMPLE VOLUME (L)	MATRIX (A) AIR (S) SOIL (G) GAS (W) WATER	NUMBER OF CONTAINERS	FILTERED/UNFILTERED (F/U)	PRESERVATION (SEE KEY)	ANALYSIS REQUIRED PCBs 8082	COMMENTS
B-14A	12/24	0822	1.5	/	S	1	U	NO	X	see pg. 1
B-15A		0821		/						
B-16A		0820		/						
B-17A		0819		/						
B-18A		0818		/						
B-19A		0816		/						
B-20A		0815		/						
B-21A		0814		/						
B-22A		0813		/						
B-23A		0812		/						
B-24A		0810		/						
B-25A		0809		/						
B-26A		0808		/						expedite to the extent possible
TOTAL	X	X	X							

RELINQUISHED BY:	TIME/DATE:	RECEIVED BY: (COMPANY):	TIME/DATE:
[signature]	1220 / 12/24/14	Shafiq NABI	1220 / 12/24/14
Shafiq NABI	1515 / 12/24/14	DCS TAI	15:15 12/24/14

TURNAROUND TIME (CIRCLE ONE): SAME DAY, 24 HOURS, 48 HOURS, 72 HOURS, 5 DAYS, NORMAL

SAMPLE INTEGRITY: 1R-63 INTACT: (Y) N Temp 21/1.4°C

IF SEALED, SEAL INTEGRITY: INTACT: Y N

H = HCL; N = HNO_3; S = H_2SO_4; U = UNKNOWN; NO = NONE; O = OTHER

FILE: LOG FORMS\Chain_of_Custody

Login Sample Receipt Checklist

Client: ENVIRON International Corp.

Job Number: 440-97769-1

Login Number: 97769

List Number: 1

Creator: Kim, Guerry

List Source: TestAmerica Irvine

Question	Answer	Comment
Radioactivity wasn't checked or is </= background as measured by a survey meter.	True	
The cooler's custody seal, if present, is intact.	True	
Sample custody seals, if present, are intact.	True	
The cooler or samples do not appear to have been compromised or tampered with.	True	
Samples were received on ice.	True	
Cooler Temperature is acceptable.	True	
Cooler Temperature is recorded.	True	
COC is present.	True	
COC is filled out in ink and legible.	True	
COC is filled out with all pertinent information.	True	
Is the Field Sampler's name present on COC?	True	
There are no discrepancies between the containers received and the COC.	True	
Samples are received within Holding Time.	True	
Sample containers have legible labels.	True	
Containers are not broken or leaking.	True	
Sample collection date/times are provided.	True	
Appropriate sample containers are used.	True	
Sample bottles are completely filled.	True	
Sample Preservation Verified.	N/A	
There is sufficient vol. for all requested analyses, incl. any requested MS/MSDs	True	
Containers requiring zero headspace have no headspace or bubble is <6mm (1/4").	N/A	
Multiphasic samples are not present.	True	
Samples do not require splitting or compositing.	True	
Residual Chlorine Checked.	N/A	

Login Sample Receipt Checklist

Client: ENVIRON International Corp.

Job Number: 440-97769-1

Login Number: 97769
List Number: 2
Creator: Conquest, Tyler W

List Source: TestAmerica Denver
List Creation: 12/27/14 11:20 AM

Question	Answer	Comment
Radioactivity wasn't checked or is </= background as measured by a survey meter.	N/A	
The cooler's custody seal, if present, is intact.	True	
Sample custody seals, if present, are intact.	True	
The cooler or samples do not appear to have been compromised or tampered with.	True	
Samples were received on ice.	True	
Cooler Temperature is acceptable.	True	
Cooler Temperature is recorded.	True	
COC is present.	True	
COC is filled out in ink and legible.	True	
COC is filled out with all pertinent information.	True	
Is the Field Sampler's name present on COC?	True	
There are no discrepancies between the containers received and the COC.	True	
Samples are received within Holding Time.	True	
Sample containers have legible labels.	True	
Containers are not broken or leaking.	True	
Sample collection date/times are provided.	True	
Appropriate sample containers are used.	True	
Sample bottles are completely filled.	True	
Sample Preservation Verified.	N/A	
There is sufficient vol. for all requested analyses, incl. any requested MS/MSDs	True	
Containers requiring zero headspace have no headspace or bubble is <6mm (1/4").	N/A	
Multiphasic samples are not present.	True	
Samples do not require splitting or compositing.	True	
Residual Chlorine Checked.	N/A	

TestAmerica

THE LEADER IN ENVIRONMENTAL TESTING

ANALYTICAL REPORT

TestAmerica Laboratories, Inc.
TestAmerica Irvine
17461 Derian Ave
Suite 100
Irvine, CA 92614-5817
Tel: (949)261-1022

TestAmerica Job ID: 440-97771-1
Client Project/Site: Malibu, SMMUSD

For:
ENVIRON International Corp.
18100 Von Karman Avenue
Irvine, California 92612

Attn: Safaa Dergham

Authorized for release by:
1/5/2015 1:37:34 PM
Camille Murray, Project Manager I
camille.murray@testamericainc.com

Designee for

Patty Mata, Senior Project Manager
(949)261-1022
patty.mata@testamericainc.com

LINKS

Review your project results through TotalAccess

Have a Question? Ask The Expert

Visit us at: www.testamericainc.com

The test results in this report meet all 2003 NELAC and 2009 TNI requirements for accredited parameters, exceptions are noted in this report. This report may not be reproduced except in full, and with written approval from the laboratory. For questions please contact the Project Manager at the e-mail address or telephone number listed on this page.

This report has been electronically signed and authorized by the signatory. Electronic signature is intended to be the legally binding equivalent of a traditionally handwritten signature.

Results relate only to the items tested and the sample(s) as received by the laboratory.

Table of Contents

Cover Page 1
Table of Contents 2
Sample Summary 3
Case Narrative 4
Client Sample Results 5
Method Summary 6
Lab Chronicle 7
QC Sample Results 8
QC Association Summary 9
Definitions/Glossary 10
Certification Summary 11
Chain of Custody 12
Receipt Checklists 14

Sample Summary

Client: ENVIRON International Corp.
Project/Site: Malibu, SMMUSD

TestAmerica Job ID: 440-97771-1

Lab Sample ID	Client Sample ID	Matrix	Collected	Received
440-97771-1	IS-SIDEWALL-A	Solid	12/24/14 10:18	12/24/14 17:49

Job ID: 440-97771-1

Laboratory: TestAmerica Irvine

Narrative

Job Narrative
440-97771-1

Comments
No additional comments.

Receipt
The sample was received on 12/24/2014 3:15 PM; the sample arrived in good condition, properly preserved and, where required, on ice. The temperature of the cooler at receipt was 1.4º C.

GC Semi VOA
Method(s) 8082: The following samples underwent a sulfuric acid clean-up, via EPA Method 3665A, to reduce matrix interferences: (440-97773-1 MS), (440-97773-1 MSD), (LCS 280-258758/2-A), (MB 280-258758/1-A), IS-SIDEWALL-A (440-97771-1)

No additional analytical or quality issues were noted, other than those described above or in the Definitions/Glossary page.

Organic Prep
Method(s) Increment, prep: The following samples were air dried and sieved per the procedure; however, the samples contained material that would not pass through the sieve: IS-SIDEWALL-A (440-97771-1). This material was removed and not extracted. The material appeared to be rocks and small amount of vegetation including grass and leaves. Batch: 258575; Method: 8082 (ISM_DD_SI_SS)

No additional analytical or quality issues were noted, other than those described above or in the Definitions/Glossary page.

Client: ENVIRON International Corp.
Project/Site: Malibu, SMMUSD

TestAmerica Job ID: 440-97771-1

Client Sample ID: IS-SIDEWALL-A
Date Collected: 12/24/14 10:18
Date Received: 12/24/14 17:49

Lab Sample ID: 440-97771-1
Matrix: Solid

Method: 8082 - Polychlorinated Biphenyls (PCBs) by Gas Chromatography

Analyte	Result	Qualifier	RL		Unit	D	Prepared	Analyzed	Dil Fac
Aroclor 1016	ND		32		ug/Kg		12/30/14 19:27	01/02/15 14:40	1
Aroclor 1221	ND		45		ug/Kg		12/30/14 19:27	01/02/15 14:40	1
Aroclor 1232	ND		32		ug/Kg		12/30/14 19:27	01/02/15 14:40	1
Aroclor 1242	ND		32		ug/Kg		12/30/14 19:27	01/02/15 14:40	1
Aroclor 1248	ND		32		ug/Kg		12/30/14 19:27	01/02/15 14:40	1
Aroclor 1254	120		32		ug/Kg		12/30/14 19:27	01/02/15 14:40	1
Aroclor 1260	ND		32		ug/Kg		12/30/14 19:27	01/02/15 14:40	1

Surrogate	*%Recovery*	*Qualifier*	*Limits*	*Prepared*	*Analyzed*	*Dil Fac*
DCB Decachlorobiphenyl	*68*		*59 - 130*	*12/30/14 19:27*	*01/02/15 14:40*	*1*
Tetrachloro-m-xylene	*108*		*53 - 128*	*12/30/14 19:27*	*01/02/15 14:40*	*1*

Method Summary

Client: ENVIRON International Corp.
Project/Site: Malibu, SMMUSD

TestAmerica Job ID: 440-97771-1

Method	Method Description	Protocol	Laboratory
8082	Polychlorinated Biphenyls (PCBs) by Gas Chromatography	SW846	TAL DEN

Protocol References:

SW846 = "Test Methods For Evaluating Solid Waste, Physical/Chemical Methods", Third Edition, November 1986 And Its Updates.

Laboratory References:

TAL DEN = TestAmerica Denver, 4955 Yarrow Street, Arvada, CO 80002, TEL (303)736-0100

Lab Chronicle

Client: ENVIRON International Corp.
Project/Site: Malibu, SMMUSD

TestAmerica Job ID: 440-97771-1

Client Sample ID: IS-SIDEWALL-A
Date Collected: 12/24/14 10:18
Date Received: 12/24/14 17:49

Lab Sample ID: 440-97771-1
Matrix: Solid

Prep Type	Batch Type	Batch Method	Run	Dil Factor	Initial Amount	Final Amount	Batch Number	Prepared or Analyzed	Analyst	Lab
Total/NA	ISM Prep	Increment, prep				1.0 g	258575	12/29/14 08:06	BMS	TAL DEN
Total/NA	Prep	3546			31.31 g	10 mL	258758	12/30/14 19:27	KI	TAL DEN
Total/NA	Analysis	8082		1	31.31 g	10 mL	258899	01/02/15 14:40	TDJ	TAL DEN

Laboratory References:

TAL DEN = TestAmerica Denver, 4955 Yarrow Street, Arvada, CO 80002, TEL (303)736-0100

Method: 8082 - Polychlorinated Biphenyls (PCBs) by Gas Chromatography

Lab Sample ID: MB 280-258758/1-A
Matrix: Solid
Analysis Batch: 258899

Client Sample ID: Method Blank
Prep Type: Total/NA
Prep Batch: 258758

Analyte	MB Result	MB Qualifier	RL		Unit	D	Prepared	Analyzed	Dil Fac
Aroclor 1016	ND		32		ug/Kg		12/30/14 19:27	01/02/15 12:53	1
Aroclor 1221	ND		46		ug/Kg		12/30/14 19:27	01/02/15 12:53	1
Aroclor 1232	ND		32		ug/Kg		12/30/14 19:27	01/02/15 12:53	1
Aroclor 1242	ND		32		ug/Kg		12/30/14 19:27	01/02/15 12:53	1
Aroclor 1248	ND		32		ug/Kg		12/30/14 19:27	01/02/15 12:53	1
Aroclor 1254	ND		32		ug/Kg		12/30/14 19:27	01/02/15 12:53	1
Aroclor 1260	ND		32		ug/Kg		12/30/14 19:27	01/02/15 12:53	1

Surrogate	*MB %Recovery*	*MB Qualifier*	*Limits*	*Prepared*	*Analyzed*	*Dil Fac*
DCB Decachlorobiphenyl	*95*		*59 - 130*	*12/30/14 19:27*	*01/02/15 12:53*	*1*
Tetrachloro-m-xylene	*98*		*53 - 128*	*12/30/14 19:27*	*01/02/15 12:53*	*1*

Lab Sample ID: LCS 280-258758/2-A
Matrix: Solid
Analysis Batch: 258899

Client Sample ID: Lab Control Sample
Prep Type: Total/NA
Prep Batch: 258758

Analyte			Spike Added	LCS Result	LCS Qualifier	Unit	D	%Rec	%Rec. Limits		
Aroclor 1016			64.9	68.1		ug/Kg		105	54 - 132		
Aroclor 1260			64.9	68.7		ug/Kg		106	62 - 129		

Surrogate	*LCS %Recovery*	*LCS Qualifier*	*Limits*
DCB Decachlorobiphenyl	*94*		*59 - 130*
Tetrachloro-m-xylene	*98*		*53 - 128*

Lab Sample ID: 440-97773-A-1-E MS
Matrix: Solid
Analysis Batch: 258899

Client Sample ID: Matrix Spike
Prep Type: Total/NA
Prep Batch: 258758

Analyte	Sample Result	Sample Qualifier	Spike Added	MS Result	MS Qualifier	Unit	D	%Rec	%Rec. Limits		
Aroclor 1016	ND		61.3	196	E F1	ug/Kg		320	54 - 132		
Aroclor 1260	ND		61.3	98.3	F1	ug/Kg		160	62 - 129		

Surrogate	*MS %Recovery*	*MS Qualifier*	*Limits*
DCB Decachlorobiphenyl	*75*		*59 - 130*
Tetrachloro-m-xylene	*102*		*53 - 128*

Lab Sample ID: 440-97773-A-1-F MSD
Matrix: Solid
Analysis Batch: 258899

Client Sample ID: Matrix Spike Duplicate
Prep Type: Total/NA
Prep Batch: 258758

Analyte	Sample Result	Sample Qualifier	Spike Added	MSD Result	MSD Qualifier	Unit	D	%Rec	%Rec. Limits	RPD	RPD Limit
Aroclor 1016	ND		66.0	65.7	F2	ug/Kg		100	54 - 132	100	36
Aroclor 1260	ND		66.0	87.3	F1	ug/Kg		132	62 - 129	12	44

Surrogate	*MSD %Recovery*	*MSD Qualifier*	*Limits*
DCB Decachlorobiphenyl	*64*		*59 - 130*
Tetrachloro-m-xylene	*86*		*53 - 128*

QC Association Summary

Client: ENVIRON International Corp.
Project/Site: Malibu, SMMUSD

TestAmerica Job ID: 440-97771-1

GC Semi VOA

ISM Prep Batch: 258575

Lab Sample ID	Client Sample ID	Prep Type	Matrix	Method	Prep Batch
440-97771-1	IS-SIDEWALL-A	Total/NA	Solid	Increment, prep	
440-97773-A-1-E MS	Matrix Spike	Total/NA	Solid	Increment, prep	
440-97773-A-1-F MSD	Matrix Spike Duplicate	Total/NA	Solid	Increment, prep	

Prep Batch: 258758

Lab Sample ID	Client Sample ID	Prep Type	Matrix	Method	Prep Batch
440-97771-1	IS-SIDEWALL-A	Total/NA	Solid	3546	258575
440-97773-A-1-E MS	Matrix Spike	Total/NA	Solid	3546	258575
440-97773-A-1-F MSD	Matrix Spike Duplicate	Total/NA	Solid	3546	258575
LCS 280-258758/2-A	Lab Control Sample	Total/NA	Solid	3546	
MB 280-258758/1-A	Method Blank	Total/NA	Solid	3546	

Analysis Batch: 258899

Lab Sample ID	Client Sample ID	Prep Type	Matrix	Method	Prep Batch
440-97771-1	IS-SIDEWALL-A	Total/NA	Solid	8082	258758
440-97773-A-1-E MS	Matrix Spike	Total/NA	Solid	8082	258758
440-97773-A-1-F MSD	Matrix Spike Duplicate	Total/NA	Solid	8082	258758
LCS 280-258758/2-A	Lab Control Sample	Total/NA	Solid	8082	258758
MB 280-258758/1-A	Method Blank	Total/NA	Solid	8082	258758

Qualifiers

GC Semi VOA

Qualifier	Qualifier Description
E	Result exceeded calibration range.
F1	MS and/or MSD Recovery exceeds the control limits
F2	MS/MSD RPD exceeds control limits

Glossary

Abbreviation	These commonly used abbreviations may or may not be present in this report.
¤	Listed under the "D" column to designate that the result is reported on a dry weight basis
%R	Percent Recovery
CFL	Contains Free Liquid
CNF	Contains no Free Liquid
DER	Duplicate error ratio (normalized absolute difference)
Dil Fac	Dilution Factor
DL, RA, RE, IN	Indicates a Dilution, Re-analysis, Re-extraction, or additional Initial metals/anion analysis of the sample
DLC	Decision level concentration
MDA	Minimum detectable activity
EDL	Estimated Detection Limit
MDC	Minimum detectable concentration
MDL	Method Detection Limit
ML	Minimum Level (Dioxin)
NC	Not Calculated
ND	Not detected at the reporting limit (or MDL or EDL if shown)
PQL	Practical Quantitation Limit
QC	Quality Control
RER	Relative error ratio
RL	Reporting Limit or Requested Limit (Radiochemistry)
RPD	Relative Percent Difference, a measure of the relative difference between two points
TEF	Toxicity Equivalent Factor (Dioxin)
TEQ	Toxicity Equivalent Quotient (Dioxin)

Certification Summary

Client: ENVIRON International Corp.
Project/Site: Malibu, SMMUSD

TestAmerica Job ID: 440-97771-1

Laboratory: TestAmerica Irvine

All certifications held by this laboratory are listed. Not all certifications are applicable to this report.

Authority	Program	EPA Region	Certification ID	Expiration Date
Alaska	State Program	10	CA01531	06-30-15
Arizona	State Program	9	AZ0671	10-13-15
California	LA Cty Sanitation Districts	9	10256	01-31-15 *
California	State Program	9	2706	06-30-16
Guam	State Program	9	Cert. No. 12.002r	01-23-15 *
Hawaii	State Program	9	N/A	01-29-15 *
Nevada	State Program	9	CA015312007A	07-31-15
New Mexico	State Program	6	N/A	01-29-15 *
Northern Mariana Islands	State Program	9	MP0002	01-29-15 *
Oregon	NELAP	10	4005	01-29-15 *
USDA	Federal		P330-09-00080	06-06-15
USEPA UCMR	Federal	1	CA01531	01-31-15

Laboratory: TestAmerica Denver

All certifications held by this laboratory are listed. Not all certifications are applicable to this report.

Authority	Program	EPA Region	Certification ID	Expiration Date
A2LA	DoD ELAP		2907.01	10-31-15
A2LA	ISO/IEC 17025		2907.01	10-31-15
Alabama	State Program	4	40730	09-30-12 *
Alaska (UST)	State Program	10	UST-30	04-05-15
Arkansas DEQ	State Program	6	88-0687	06-01-15
California	State Program	9	2513	08-31-16
Connecticut	State Program	1	PH-0686	09-30-16
Florida	NELAP	4	E87667	06-30-15
Georgia	State Program	4	N/A	01-09-15
Illinois	NELAP	5	200017	04-30-15
Iowa	State Program	7	370	12-01-14 *
Kansas	NELAP	7	E-10166	04-30-15
Louisiana	NELAP	6	02096	06-30-15
Maine	State Program	1	CO0002	03-03-15
Nevada	State Program	9	CO0026	07-31-15
New Hampshire	NELAP	1	205310	04-28-15
New Jersey	NELAP	2	CO004	06-30-15
New Mexico	State Program	6	CO00026	01-09-15
New York	NELAP	2	11964	03-31-15
North Dakota	State Program	8	R-034	01-09-15 *
Oklahoma	State Program	6	8614	08-31-15
Oregon	NELAP	10	4025	01-09-15
Pennsylvania	NELAP	3	68-00664	07-30-15
South Carolina	State Program	4	72002001	06-30-15
Texas	NELAP	6	T104704183-13-8	09-30-15
USDA	Federal		P330-13-00202	07-02-16
Utah	NELAP	8	CO00026	07-31-15
Virginia	NELAP	3	460232	06-14-15
Washington	State Program	10	C583	08-03-15
West Virginia DEP	State Program	3	354	11-30-15
Wisconsin	State Program	5	999615430	08-31-15
Wyoming (UST)	A2LA	8	2907.01	10-31-15

* Certification renewal pending - certification considered valid.

ENVIRON — CHAIN-of-CUSTODY № 11116

☑ 18100 Von Karman Ave., Suite 600, Irvine, CA 92612, (949) 261-5151, (949) 261-6202 (fax)
☑ 707 Wilshire Blvd., Suite 4950, Los Angeles, Calif. 90017, (213) 943-6300, (213) 943-6301 (fax)
☐ 1702 E Highland Avenue, Suite 412, Phoenix, AZ 85016, (602) 734-7700, (602) 734-7701 (fax)

MSA#: _____ WO#: _____

PROJECT NAME / FACILITY ID: SMMUSD

PROJECT NUMBER: 04-33980M DATE: 12/24/14

PROJECT LOCATION: Malibu, Ca.

FIELD PERSON: Brian B/Amy C./Mike R.

PROJECT MANAGER: Sasha D.

LABORATORY: Test America

IS THIS A UST PROJECT OR IS EDF REQUIRED? Y (N) IF YES, GLOBAL ID #: _____

SAMPLER: Brian Bauer

SIGNATURE:

440-97771 Chain of Custody

SAMPLE I.D. NUMBER	SAMPLE DATE (YEAR 2014)	SAMPLE TIME	SAMPLE DEPTH (ft)	AIR SAMPLE VOLUME (L)	MATRIX (A) AIR (S) SOIL (G) GAS (W) WATER	NUMBER OF CONTAINERS	FILTERED/UNFILTERED (F/U)	PRESERVATION (SEE KEY)	ANALYSIS REQUIRED: PCBs 8082	COMMENTS
SW-1A	12/24	0958	1	1	S	1	1	NO	X	"A" Sidewall Samples Combine all samples (SW-1A to SW-25A) into one incremental sample named "IS-SIDEWALL-A"
SW-2A		0959								
SW-3A		1000								
SW-4A		1001								
SW-5A		1001								
SW-6A		1002								
SW-7A		1002								
SW-8A		1003								
SW-9A		1004								
SW-10A		1005								*Expedite TAT to the extent possible.
SW-11A		1006								
SW-12A		1007								
SW-13A	↓	1008	↓	↓	↓	↓	↓	↓	↓	
TOTAL	X	X	X							

RELINQUISHED BY:	TIME/DATE: 1220 / 12/24/14	RECEIVED BY: Shahid NABI	TIME/DATE: 1220 / 12/24/14
RELINQUISHED BY: Shahid NABI	TIME/DATE: 1515 / 12/24/14	RECEIVED BY:	TIME/DATE: 15:15 12/24/14
RELINQUISHED BY:	TIME/DATE:	RECEIVED BY:	TIME/DATE:

(COMPANY): DCS (COMPANY): TAI (COMPANY):

TURNAROUND TIME (CIRCLE ONE): SAME DAY / 24 HOURS / 48 HOURS / 72 HOURS / 5 DAYS / NORMAL

SAMPLE INTEGRITY IR-63 INTACT: (Y) N Temp 2.1/1.4°C

IF SEALED, SEAL INTEGRITY INTACT: Y N

H = HCl; N = HNO3; S = H2SO; U = UNKNOWN; NO = NONE; O = OTHER

FILE: LOG FORMS\Chain_of_Custody

Page 12 of 15

1/5/2015

ENVIRON

CHAIN-of-CUSTODY № 11117

PAGE 2 of 2

☑ 18100 Von Karman Ave., Suite 600
Irvine, CA 92612
(949) 261-5151
(949) 261-6202 (fax)

☑ 707 Wilshire Blvd., Suite 4950
Los Angeles, Calif. 90017
(213) 943-6300
(213) 943-6301 (fax)

☐ 1702 E Highland Avenue, Suite 412
Phoenix, AZ 85016
(602) 734-7700
(602) 734-7701 (fax)

MSA#: _____ WO#: _____

PROJECT NAME / FACILITY ID: SMMUSD

FIELD PERSON: Brian B/Amy C./Mike R.

PROJECT NUMBER: 04-33980M DATE: 12/24/14

PROJECT MANAGER: Safaa D.

PROJECT LOCATION: Malibu, Ca.

LABORATORY: Test America

IS THIS A UST PROJECT OR IS EDF REQUIRED? Y (N) IF YES, GLOBAL ID #: _____

SAMPLER: Brian Bauer

SIGNATURE: [signature]

SAMPLE I.D. NUMBER	SAMPLE DATE (YEAR 2014)	SAMPLE TIME	SAMPLE DEPTH (ft)	AIR SAMPLE VOLUME (L)	MATRIX (A) AIR (S) SOIL (G) GAS (W) WATER	NUMBER OF CONTAINERS	FILTERED/UNFILTERED (F/U)	PRESERVATION (SEE KEY)	ANALYSIS REQUIRED PCBs 8082									COMMENTS
SW-14A	12/24	1009	–	–	S	1	–	NO	X									see page 1
SW-15A	↓	1010	↓	↓	↓	↓	↓	↓	↓									
SW-16A	↓	1011	↓	↓	↓	↓	↓	↓	↓									
SW-17A	↓	1011	↓	↓	↓	↓	↓	↓	↓									
SW-18A	↓	1012	↓	↓	↓	↓	↓	↓	↓									
SW-19A	↓	1013	↓	↓	↓	↓	↓	↓	↓									
SW-20A	↓	1014	↓	↓	↓	↓	↓	↓	↓									
SW-21A	↓	1015	↓	↓	↓	↓	↓	↓	↓									
SW-22A	↓	1016	↓	↓	↓	↓	↓	↓	↓									
SW-23A	↓	1017	↓	↓	↓	↓	↓	↓	↓									
SW-24A	↓	1018	↓	↓	↓	↓	↓	↓	↓									
SW-25A	↓	1018	↓	↓	↓	↓	↓	↓	↓									
(AC)																		
TOTAL	X	X	X															

RELINQUISHED BY:	TIME/DATE:	RECEIVED BY:	TIME/DATE:
[signature]	1220/12/24/14	Shati Qnabi (COMPANY): DCS	1220/12/24/14
Shati Qnabi	1515/12/24/14	[signature] (COMPANY): TAI	15:15 12/24/14

TURNAROUND TIME (CIRCLE ONE): SAME DAY, 24 HOURS, 48 HOURS, 72 HOURS, 5 DAYS, NORMAL

SAMPLE INTEGRITY: IR-63

INTACT: (Y) N Temp 2.1/1.4°C

IF SEALED, SEAL INTEGRITY

INTACT: Y N

H = HCL; N = HNO_3; S = H_2SO_4; U = UNKNOWN; NO = NONE; O = OTHER

FILE: LOG FORMS\Chain_of_Custody

Login Sample Receipt Checklist

Client: ENVIRON International Corp.

Job Number: 440-97771-1

Login Number: 97771

List Source: TestAmerica Irvine

List Number: 1

Creator: Kim, Guerry

Question	Answer	Comment
Radioactivity wasn't checked or is </= background as measured by a survey meter.	True	
The cooler's custody seal, if present, is intact.	True	
Sample custody seals, if present, are intact.	True	
The cooler or samples do not appear to have been compromised or tampered with.	True	
Samples were received on ice.	True	
Cooler Temperature is acceptable.	True	
Cooler Temperature is recorded.	True	
COC is present.	True	
COC is filled out in ink and legible.	True	
COC is filled out with all pertinent information.	True	
Is the Field Sampler's name present on COC?	True	
There are no discrepancies between the containers received and the COC.	True	
Samples are received within Holding Time.	True	
Sample containers have legible labels.	True	
Containers are not broken or leaking.	True	
Sample collection date/times are provided.	True	
Appropriate sample containers are used.	True	
Sample bottles are completely filled.	True	
Sample Preservation Verified.	N/A	
There is sufficient vol. for all requested analyses, incl. any requested MS/MSDs	True	
Containers requiring zero headspace have no headspace or bubble is <6mm (1/4").	N/A	
Multiphasic samples are not present.	True	
Samples do not require splitting or compositing.	True	
Residual Chlorine Checked.	N/A	

Login Sample Receipt Checklist

Client: ENVIRON International Corp.

Job Number: 440-97771-1

Login Number: 97771
List Number: 2
Creator: Conquest, Tyler W

List Source: TestAmerica Denver
List Creation: 12/27/14 11:22 AM

Question	Answer	Comment
Radioactivity wasn't checked or is </= background as measured by a survey meter.	N/A	
The cooler's custody seal, if present, is intact.	True	
Sample custody seals, if present, are intact.	True	
The cooler or samples do not appear to have been compromised or tampered with.	True	
Samples were received on ice.	True	
Cooler Temperature is acceptable.	True	
Cooler Temperature is recorded.	True	
COC is present.	True	
COC is filled out in ink and legible.	True	
COC is filled out with all pertinent information.	True	
Is the Field Sampler's name present on COC?	True	
There are no discrepancies between the containers received and the COC.	True	
Samples are received within Holding Time.	True	
Sample containers have legible labels.	True	
Containers are not broken or leaking.	True	
Sample collection date/times are provided.	True	
Appropriate sample containers are used.	True	
Sample bottles are completely filled.	True	
Sample Preservation Verified.	N/A	
There is sufficient vol. for all requested analyses, incl. any requested MS/MSDs	True	
Containers requiring zero headspace have no headspace or bubble is <6mm (1/4").	N/A	
Multiphasic samples are not present.	True	
Samples do not require splitting or compositing.	True	
Residual Chlorine Checked.	N/A	

TestAmerica

THE LEADER IN ENVIRONMENTAL TESTING

ANALYTICAL REPORT

TestAmerica Laboratories, Inc.
TestAmerica Irvine
17461 Derian Ave
Suite 100
Irvine, CA 92614-5817
Tel: (949)261-1022

TestAmerica Job ID: 440-97772-1
Client Project/Site: Malibu, SMMUSD

For:
ENVIRON International Corp.
18100 Von Karman Avenue
Irvine, California 92612

Attn: Safaa Dergham

Authorized for release by:
1/5/2015 1:41:07 PM
Camille Murray, Project Manager I
camille.murray@testamericainc.com

Designee for

Patty Mata, Senior Project Manager
(949)261-1022
patty.mata@testamericainc.com

LINKS

Review your project results through TotalAccess

Have a Question? Ask The Expert

Visit us at: www.testamericainc.com

The test results in this report meet all 2003 NELAC and 2009 TNI requirements for accredited parameters, exceptions are noted in this report. This report may not be reproduced except in full, and with written approval from the laboratory. For questions please contact the Project Manager at the e-mail address or telephone number listed on this page.

This report has been electronically signed and authorized by the signatory. Electronic signature is intended to be the legally binding equivalent of a traditionally handwritten signature.

Results relate only to the items tested and the sample(s) as received by the laboratory.

Table of Contents

Cover Page 1
Table of Contents 2
Sample Summary 3
Case Narrative 4
Client Sample Results 5
Method Summary 6
Lab Chronicle 7
QC Sample Results 8
QC Association Summary 9
Definitions/Glossary 10
Certification Summary 11
Chain of Custody 12
Receipt Checklists 14

Sample Summary

Client: ENVIRON International Corp.
Project/Site: Malibu, SMMUSD

TestAmerica Job ID: 440-97772-1

Lab Sample ID	Client Sample ID	Matrix	Collected	Received
440-97772-1	IS-BASE-C	Solid	12/24/14 08:54	12/24/14 15:15

Job ID: 440-97772-1

Laboratory: TestAmerica Irvine

Narrative

Job Narrative
440-97772-1

Comments
No additional comments.

Receipt
The sample was received on 12/24/2014 3:15 PM; the sample arrived in good condition, properly preserved and, where required, on ice. The temperature of the cooler at receipt was 1.0º C.

GC Semi VOA
Method(s) 8082: The following samples underwent a sulfuric acid clean-up, via EPA Method 3665A, to reduce matrix interferences: (440-97773-1 MS), (440-97773-1 MSD), (LCS 280-258758/2-A), (MB 280-258758/1-A)

No additional analytical or quality issues were noted, other than those described above or in the Definitions/Glossary page.

Organic Prep
Method(s) Increment, prep: The following samples were air dried and sieved per the procedure; however, the samples contained material that would not pass through the sieve: IS-BASE-C (440-97772-1). This material was removed and not extracted. The material appeared to be rocks and small amount of vegetation including grass and leaves. Batch: 258575; Method: 8082 (ISM_DD_SI_SS)

No additional analytical or quality issues were noted, other than those described above or in the Definitions/Glossary page.

Client: ENVIRON International Corp.
Project/Site: Malibu, SMMUSD

TestAmerica Job ID: 440-97772-1

Client Sample ID: IS-BASE-C
Date Collected: 12/24/14 08:54
Date Received: 12/24/14 15:15

Lab Sample ID: 440-97772-1
Matrix: Solid

Method: 8082 - Polychlorinated Biphenyls (PCBs) by Gas Chromatography

Analyte	Result	Qualifier	RL		Unit	D	Prepared	Analyzed	Dil Fac
Aroclor 1016	ND		32		ug/Kg		12/30/14 19:27	01/02/15 15:02	1
Aroclor 1221	ND		45		ug/Kg		12/30/14 19:27	01/02/15 15:02	1
Aroclor 1232	ND		32		ug/Kg		12/30/14 19:27	01/02/15 15:02	1
Aroclor 1242	ND		32		ug/Kg		12/30/14 19:27	01/02/15 15:02	1
Aroclor 1248	ND		32		ug/Kg		12/30/14 19:27	01/02/15 15:02	1
Aroclor 1254	230		32		ug/Kg		12/30/14 19:27	01/02/15 15:02	1
Aroclor 1260	ND		32		ug/Kg		12/30/14 19:27	01/02/15 15:02	1

Surrogate	*%Recovery*	*Qualifier*	*Limits*	*Prepared*	*Analyzed*	*Dil Fac*
DCB Decachlorobiphenyl	*69*		*59 - 130*	*12/30/14 19:27*	*01/02/15 15:02*	*1*
Tetrachloro-m-xylene	*109*		*53 - 128*	*12/30/14 19:27*	*01/02/15 15:02*	*1*

Method Summary

Client: ENVIRON International Corp.
Project/Site: Malibu, SMMUSD

TestAmerica Job ID: 440-97772-1

Method	Method Description	Protocol	Laboratory
8082	Polychlorinated Biphenyls (PCBs) by Gas Chromatography	SW846	TAL DEN

Protocol References:

SW846 = "Test Methods For Evaluating Solid Waste, Physical/Chemical Methods", Third Edition, November 1986 And Its Updates.

Laboratory References:

TAL DEN = TestAmerica Denver, 4955 Yarrow Street, Arvada, CO 80002, TEL (303)736-0100

Lab Chronicle

Client: ENVIRON International Corp.
Project/Site: Malibu, SMMUSD

TestAmerica Job ID: 440-97772-1

Client Sample ID: IS-BASE-C
Date Collected: 12/24/14 08:54
Date Received: 12/24/14 15:15

Lab Sample ID: 440-97772-1
Matrix: Solid

Prep Type	Batch Type	Batch Method	Run	Dil Factor	Initial Amount	Final Amount	Batch Number	Prepared or Analyzed	Analyst	Lab
Total/NA	ISM Prep	Increment, prep				1.0 g	258575	12/29/14 08:06	BMS	TAL DEN
Total/NA	Prep	3546			31.36 g	10 mL	258758	12/30/14 19:27	KI	TAL DEN
Total/NA	Analysis	8082		1	31.36 g	10 mL	258899	01/02/15 15:02	TDJ	TAL DEN

Laboratory References:

TAL DEN = TestAmerica Denver, 4955 Yarrow Street, Arvada, CO 80002, TEL (303)736-0100

Method: 8082 - Polychlorinated Biphenyls (PCBs) by Gas Chromatography

Lab Sample ID: MB 280-258758/1-A
Matrix: Solid
Analysis Batch: 258899

Client Sample ID: Method Blank
Prep Type: Total/NA
Prep Batch: 258758

Analyte	MB Result	MB Qualifier	RL		Unit	D	Prepared	Analyzed	Dil Fac
Aroclor 1016	ND		32		ug/Kg		12/30/14 19:27	01/02/15 12:53	1
Aroclor 1221	ND		46		ug/Kg		12/30/14 19:27	01/02/15 12:53	1
Aroclor 1232	ND		32		ug/Kg		12/30/14 19:27	01/02/15 12:53	1
Aroclor 1242	ND		32		ug/Kg		12/30/14 19:27	01/02/15 12:53	1
Aroclor 1248	ND		32		ug/Kg		12/30/14 19:27	01/02/15 12:53	1
Aroclor 1254	ND		32		ug/Kg		12/30/14 19:27	01/02/15 12:53	1
Aroclor 1260	ND		32		ug/Kg		12/30/14 19:27	01/02/15 12:53	1

Surrogate	*MB %Recovery*	*MB Qualifier*	*Limits*	*Prepared*	*Analyzed*	*Dil Fac*
DCB Decachlorobiphenyl	*95*		*59 - 130*	*12/30/14 19:27*	*01/02/15 12:53*	*1*
Tetrachloro-m-xylene	*98*		*53 - 128*	*12/30/14 19:27*	*01/02/15 12:53*	*1*

Lab Sample ID: LCS 280-258758/2-A
Matrix: Solid
Analysis Batch: 258899

Client Sample ID: Lab Control Sample
Prep Type: Total/NA
Prep Batch: 258758

Analyte			Spike Added	LCS Result	LCS Qualifier	Unit	D	%Rec	%Rec. Limits		
Aroclor 1016			64.9	68.1		ug/Kg		105	54 - 132		
Aroclor 1260			64.9	68.7		ug/Kg		106	62 - 129		

Surrogate	*LCS %Recovery*	*LCS Qualifier*	*Limits*
DCB Decachlorobiphenyl	*94*		*59 - 130*
Tetrachloro-m-xylene	*98*		*53 - 128*

Lab Sample ID: 440-97773-A-1-E MS
Matrix: Solid
Analysis Batch: 258899

Client Sample ID: Matrix Spike
Prep Type: Total/NA
Prep Batch: 258758

Analyte	Sample Result	Sample Qualifier	Spike Added	MS Result	MS Qualifier	Unit	D	%Rec	%Rec. Limits		
Aroclor 1016	ND		61.3	196	E F1	ug/Kg		320	54 - 132		
Aroclor 1260	ND		61.3	98.3	F1	ug/Kg		160	62 - 129		

Surrogate	*MS %Recovery*	*MS Qualifier*	*Limits*
DCB Decachlorobiphenyl	*75*		*59 - 130*
Tetrachloro-m-xylene	*102*		*53 - 128*

Lab Sample ID: 440-97773-A-1-F MSD
Matrix: Solid
Analysis Batch: 258899

Client Sample ID: Matrix Spike Duplicate
Prep Type: Total/NA
Prep Batch: 258758

Analyte	Sample Result	Sample Qualifier	Spike Added	MSD Result	MSD Qualifier	Unit	D	%Rec	%Rec. Limits	RPD	RPD Limit
Aroclor 1016	ND		66.0	65.7	F2	ug/Kg		100	54 - 132	100	36
Aroclor 1260	ND		66.0	87.3	F1	ug/Kg		132	62 - 129	12	44

Surrogate	*MSD %Recovery*	*MSD Qualifier*	*Limits*
DCB Decachlorobiphenyl	*64*		*59 - 130*
Tetrachloro-m-xylene	*86*		*53 - 128*

QC Association Summary

Client: ENVIRON International Corp.
Project/Site: Malibu, SMMUSD

TestAmerica Job ID: 440-97772-1

GC Semi VOA

ISM Prep Batch: 258575

Lab Sample ID	Client Sample ID	Prep Type	Matrix	Method	Prep Batch
440-97772-1	IS-BASE-C	Total/NA	Solid	Increment, prep	
440-97773-A-1-E MS	Matrix Spike	Total/NA	Solid	Increment, prep	
440-97773-A-1-F MSD	Matrix Spike Duplicate	Total/NA	Solid	Increment, prep	

Prep Batch: 258758

Lab Sample ID	Client Sample ID	Prep Type	Matrix	Method	Prep Batch
440-97772-1	IS-BASE-C	Total/NA	Solid	3546	258575
440-97773-A-1-E MS	Matrix Spike	Total/NA	Solid	3546	258575
440-97773-A-1-F MSD	Matrix Spike Duplicate	Total/NA	Solid	3546	258575
LCS 280-258758/2-A	Lab Control Sample	Total/NA	Solid	3546	
MB 280-258758/1-A	Method Blank	Total/NA	Solid	3546	

Analysis Batch: 258899

Lab Sample ID	Client Sample ID	Prep Type	Matrix	Method	Prep Batch
440-97772-1	IS-BASE-C	Total/NA	Solid	8082	258758
440-97773-A-1-E MS	Matrix Spike	Total/NA	Solid	8082	258758
440-97773-A-1-F MSD	Matrix Spike Duplicate	Total/NA	Solid	8082	258758
LCS 280-258758/2-A	Lab Control Sample	Total/NA	Solid	8082	258758
MB 280-258758/1-A	Method Blank	Total/NA	Solid	8082	258758

Qualifiers

GC Semi VOA

Qualifier	Qualifier Description
E	Result exceeded calibration range.
F1	MS and/or MSD Recovery exceeds the control limits
F2	MS/MSD RPD exceeds control limits

Glossary

Abbreviation	These commonly used abbreviations may or may not be present in this report.
¤	Listed under the "D" column to designate that the result is reported on a dry weight basis
%R	Percent Recovery
CFL	Contains Free Liquid
CNF	Contains no Free Liquid
DER	Duplicate error ratio (normalized absolute difference)
Dil Fac	Dilution Factor
DL, RA, RE, IN	Indicates a Dilution, Re-analysis, Re-extraction, or additional Initial metals/anion analysis of the sample
DLC	Decision level concentration
MDA	Minimum detectable activity
EDL	Estimated Detection Limit
MDC	Minimum detectable concentration
MDL	Method Detection Limit
ML	Minimum Level (Dioxin)
NC	Not Calculated
ND	Not detected at the reporting limit (or MDL or EDL if shown)
PQL	Practical Quantitation Limit
QC	Quality Control
RER	Relative error ratio
RL	Reporting Limit or Requested Limit (Radiochemistry)
RPD	Relative Percent Difference, a measure of the relative difference between two points
TEF	Toxicity Equivalent Factor (Dioxin)
TEQ	Toxicity Equivalent Quotient (Dioxin)

Certification Summary

Client: ENVIRON International Corp.
Project/Site: Malibu, SMMUSD

TestAmerica Job ID: 440-97772-1

Laboratory: TestAmerica Irvine

All certifications held by this laboratory are listed. Not all certifications are applicable to this report.

Authority	Program	EPA Region	Certification ID	Expiration Date
Alaska	State Program	10	CA01531	06-30-15
Arizona	State Program	9	AZ0671	10-13-15
California	LA Cty Sanitation Districts	9	10256	01-31-15 *
California	State Program	9	2706	06-30-16
Guam	State Program	9	Cert. No. 12.002r	01-23-15 *
Hawaii	State Program	9	N/A	01-29-15 *
Nevada	State Program	9	CA015312007A	07-31-15
New Mexico	State Program	6	N/A	01-29-15 *
Northern Mariana Islands	State Program	9	MP0002	01-29-15 *
Oregon	NELAP	10	4005	01-29-15 *
USDA	Federal		P330-09-00080	06-06-15
USEPA UCMR	Federal	1	CA01531	01-31-15

Laboratory: TestAmerica Denver

All certifications held by this laboratory are listed. Not all certifications are applicable to this report.

Authority	Program	EPA Region	Certification ID	Expiration Date
A2LA	DoD ELAP		2907.01	10-31-15
A2LA	ISO/IEC 17025		2907.01	10-31-15
Alabama	State Program	4	40730	09-30-12 *
Alaska (UST)	State Program	10	UST-30	04-05-15
Arkansas DEQ	State Program	6	88-0687	06-01-15
California	State Program	9	2513	08-31-16
Connecticut	State Program	1	PH-0686	09-30-16
Florida	NELAP	4	E87667	06-30-15
Georgia	State Program	4	N/A	01-09-15
Illinois	NELAP	5	200017	04-30-15
Iowa	State Program	7	370	12-01-14 *
Kansas	NELAP	7	E-10166	04-30-15
Louisiana	NELAP	6	02096	06-30-15
Maine	State Program	1	CO0002	03-03-15
Nevada	State Program	9	CO0026	07-31-15
New Hampshire	NELAP	1	205310	04-28-15
New Jersey	NELAP	2	CO004	06-30-15
New Mexico	State Program	6	CO00026	01-09-15
New York	NELAP	2	11964	03-31-15
North Dakota	State Program	8	R-034	01-09-15 *
Oklahoma	State Program	6	8614	08-31-15
Oregon	NELAP	10	4025	01-09-15
Pennsylvania	NELAP	3	68-00664	07-30-15
South Carolina	State Program	4	72002001	06-30-15
Texas	NELAP	6	T104704183-13-8	09-30-15
USDA	Federal		P330-13-00202	07-02-16
Utah	NELAP	8	CO00026	07-31-15
Virginia	NELAP	3	460232	06-14-15
Washington	State Program	10	C583	08-03-15
West Virginia DEP	State Program	3	354	11-30-15
Wisconsin	State Program	5	999615430	08-31-15
Wyoming (UST)	A2LA	8	2907.01	10-31-15

* Certification renewal pending - certification considered valid.

ENVIRON — CHAIN-of-CUSTODY

No 09990

☒ 18100 Von Karman Ave., Suite 600, Irvine, CA 92612, (949) 261-5151, (949) 261-6202 (fax)
☐ 707 Wilshire Blvd., Suite 4950, Los Angeles, Calif. 90017, (213) 943-6300, (213) 943-6301 (fax)
☐ 1702 E Highland Avenue, Suite 412, Phoenix, AZ 85016, (602) 734-7700, (602) 734-7701 (fax)

MSA#: _____ WO#: _____

PROJECT NAME / FACILITY ID: SMMUSD

FIELD PERSON: A. Caron / B. Bauer / M. Raposo

PROJECT NUMBER: 04-33980M DATE: 12/24/14

PROJECT MANAGER: Safaa Dergham

PROJECT LOCATION: Malibu, CA

LABORATORY: Test America

IS THIS A UST PROJECT OR IS EDF REQUIRED? Y N IF YES, GLOBAL ID #: _____

SAMPLER: Amy Caron

SIGNATURE: Amy Caron

440-97772 Chain of Custody

SAMPLE I.D. NUMBER	YEAR 2014 SAMPLE DATE	SAMPLE TIME	SAMPLE DEPTH (ft)	AIR SAMPLE VOLUME (L)	MATRIX (A) AIR (S) SOIL (G) GAS (W) WATER	NUMBER OF CONTAINERS	FILTERED/UNFILTERED (F/U)	PRESERVATION (SEE KEY)	ANALYSIS REQUIRED: PCBs 8082	COMMENTS
B-1C	12/24	0843	1.5	/	S	1	U	NO	X	"C" Base Samples
B-2C		0844		/						
B-3C		0845		/						Combine all samples
B-4C		0846		/						(B-1C to B-26C) into
B-5C		0846		/						one incremental sample
B-6C		0847		/						named "IS-BASE-C"
B-7C		0848		/						
B-8C		0849		/						
B-9C		0850		/						
B-10C		0850		/						
B-11C		0851		/						
B-12C		0852		/						
B-13C	↓	0853	↓	/	↓	↓	↓	↓	↓	expedite to the extent possible
TOTAL	X	X	X							

RELINQUISHED BY:	TIME/DATE:	RECEIVED BY:	TIME/DATE:
Amy Caron	1220/12/24/14	Shafiq Nabi (COMPANY): DCS	~~1220~~ 1220/12/24/14
Shafiq Nabi (COMPANY): TAI	1515/12/24/14	(COMPANY): TAI	1515 12/24/14
		(COMPANY):	

TURNAROUND TIME (CIRCLE ONE): SAME DAY, 24 HOURS, 48 HOURS, 72 HOURS, 5 DAYS, NORMAL

SAMPLE INTEGRITY: IR-63 INTACT: (Y) N Temp 1.5/0.8°C

IF SEALED, SEAL INTEGRITY: INTACT: Y N

H = HCL; N = HNO3; S = H2SO; U = UNKNOWN; NO = NONE; O = OTHER

FILE LOG FORMS\Chain_of_Custody

Page 12 of 15

1/5/2015

ENVIRON CHAIN-of-CUSTODY

№ 09989

☒ 18100 Von Karman Ave., Suite 600, Irvine, CA 92612, (949) 261-5151, (949) 261-6202 (fax)
☐ 707 Wilshire Blvd., Suite 4950, Los Angeles, Calif. 90017, (213) 943-6300, (213) 943-6301 (fax)
☐ 1702 E Highland Avenue, Suite 412, Phoenix, AZ 85016, (602) 734-7700, (602) 734-7701 (fax)

MSA#: _____ WO#: _____

PROJECT NAME / FACILITY ID: SMMUSD

PROJECT NUMBER: 04-33980M DATE: 12/24/14

PROJECT LOCATION: Malibu, CA

FIELD PERSON: A. Caron / B. Bauer / M. Raposo

PROJECT MANAGER: Safaa Dergham

LABORATORY: TestAmerica

IS THIS A UST PROJECT OR IS EDF REQUIRED? Y N IF YES, GLOBAL ID #: _____

SAMPLER: Amy Caron

SIGNATURE: Amy Caron

SAMPLE I.D. NUMBER	YEAR 2014 SAMPLE DATE	SAMPLE TIME	SAMPLE DEPTH (ft)	AIR SAMPLE VOLUME (L)	MATRIX (A) AIR (S) SOIL (G) GAS (W) WATER	NUMBER OF CONTAINERS	FILTERED/UNFILTERED (F/U)	PRESERVATION (SEE KEY)	ANALYSIS REQUIRED: PCBs 8082	COMMENTS
B-14C	12/24	0854	1.5	/	S	1	U	NO	X	See pg. 1
B-15C		0853		/						
B-16C		0852		/						
B-17C		0851		/						
B-18C		0850		/						
B-19C		0849		/						
B-20C		0849		/						
B-21C		0848		/						
B-22C		0847		/						
B-23C		0846		/						
B-24C		0845		/						
B-25C		0843		/						
B-26C	↓	0844	↓	/	↓	↓	↓	↓	↓	
TOTAL	X	X	X							

RELINQUISHED BY:	TIME/DATE:	RECEIVED BY:	TIME/DATE:
Amy Caron	1220 / 12/24/14	Shahid NABI (COMPANY): DCS	1220 / 12/24/14
Shahid NABI	1515 / 12/24/14	man (COMPANY): TAI	1515 12/24/14
RELINQUISHED BY:	TIME/DATE:	RECEIVED BY: (COMPANY):	TIME/DATE:

TURNAROUND TIME (CIRCLE ONE): SAME DAY, 24 HOURS, 48 HOURS, 72 HOURS, 5 DAYS, NORMAL

SAMPLE INTEGRITY: IR-63 INTACT: (Y) N Temp 1.5/0.8°C

IF SEALED, SEAL INTEGRITY: INTACT: Y N

O = OTHER; NO = NONE; U = UNKNOWN; S = H_2SO_4; N = HNO_3; H = HCL;

FILE: LOG FORMS\Chain_of_Custody

1/5/2015

Login Sample Receipt Checklist

Client: ENVIRON International Corp.

Job Number: 440-97772-1

Login Number: 97772

List Source: TestAmerica Irvine

List Number: 1

Creator: Kim, Guerry

Question	Answer	Comment
Radioactivity wasn't checked or is </= background as measured by a survey meter.	True	
The cooler's custody seal, if present, is intact.	True	
Sample custody seals, if present, are intact.	True	
The cooler or samples do not appear to have been compromised or tampered with.	True	
Samples were received on ice.	True	
Cooler Temperature is acceptable.	True	
Cooler Temperature is recorded.	True	
COC is present.	True	
COC is filled out in ink and legible.	True	
COC is filled out with all pertinent information.	True	
Is the Field Sampler's name present on COC?	True	
There are no discrepancies between the containers received and the COC.	True	
Samples are received within Holding Time.	True	
Sample containers have legible labels.	True	
Containers are not broken or leaking.	True	
Sample collection date/times are provided.	True	
Appropriate sample containers are used.	True	
Sample bottles are completely filled.	True	
Sample Preservation Verified.	N/A	
There is sufficient vol. for all requested analyses, incl. any requested MS/MSDs	True	
Containers requiring zero headspace have no headspace or bubble is <6mm (1/4").	N/A	
Multiphasic samples are not present.	True	
Samples do not require splitting or compositing.	True	
Residual Chlorine Checked.	N/A	

Login Sample Receipt Checklist

Client: ENVIRON International Corp.

Job Number: 440-97772-1

Login Number: 97772
List Number: 2
Creator: Conquest, Tyler W

List Source: TestAmerica Denver
List Creation: 12/27/14 11:24 AM

Question	Answer	Comment
Radioactivity wasn't checked or is </= background as measured by a survey meter.	N/A	
The cooler's custody seal, if present, is intact.	True	
Sample custody seals, if present, are intact.	True	
The cooler or samples do not appear to have been compromised or tampered with.	True	
Samples were received on ice.	True	
Cooler Temperature is acceptable.	True	
Cooler Temperature is recorded.	True	
COC is present.	True	
COC is filled out in ink and legible.	True	
COC is filled out with all pertinent information.	True	
Is the Field Sampler's name present on COC?	True	
There are no discrepancies between the containers received and the COC.	True	
Samples are received within Holding Time.	True	
Sample containers have legible labels.	True	
Containers are not broken or leaking.	True	
Sample collection date/times are provided.	True	
Appropriate sample containers are used.	True	
Sample bottles are completely filled.	True	
Sample Preservation Verified.	N/A	
There is sufficient vol. for all requested analyses, incl. any requested MS/MSDs	True	
Containers requiring zero headspace have no headspace or bubble is <6mm (1/4").	N/A	
Multiphasic samples are not present.	True	
Samples do not require splitting or compositing.	True	
Residual Chlorine Checked.	N/A	

TestAmerica

THE LEADER IN ENVIRONMENTAL TESTING

ANALYTICAL REPORT

TestAmerica Laboratories, Inc.
TestAmerica Irvine
17461 Derian Ave
Suite 100
Irvine, CA 92614-5817
Tel: (949)261-1022

TestAmerica Job ID: 440-97773-1
Client Project/Site: Malibu, SMMUSD

For:
ENVIRON International Corp.
18100 Von Karman Avenue
Irvine, California 92612

Attn: Safaa Dergham

Authorized for release by:
1/5/2015 1:43:43 PM
Camille Murray, Project Manager I
camille.murray@testamericainc.com

Designee for

Patty Mata, Senior Project Manager
(949)261-1022
patty.mata@testamericainc.com

LINKS

Review your project results through TotalAccess

Have a Question? Ask The Expert

Visit us at: www.testamericainc.com

The test results in this report meet all 2003 NELAC and 2009 TNI requirements for accredited parameters, exceptions are noted in this report. This report may not be reproduced except in full, and with written approval from the laboratory. For questions please contact the Project Manager at the e-mail address or telephone number listed on this page.

This report has been electronically signed and authorized by the signatory. Electronic signature is intended to be the legally binding equivalent of a traditionally handwritten signature.

Results relate only to the items tested and the sample(s) as received by the laboratory.

Table of Contents

Cover Page 1
Table of Contents 2
Sample Summary 3
Case Narrative 4
Client Sample Results 5
Method Summary 6
Lab Chronicle 7
QC Sample Results 8
QC Association Summary 9
Definitions/Glossary 10
Certification Summary 11
Chain of Custody 12
Receipt Checklists 14

Sample Summary

Client: ENVIRON International Corp.
Project/Site: Malibu, SMMUSD

TestAmerica Job ID: 440-97773-1

Lab Sample ID	Client Sample ID	Matrix	Collected	Received
440-97773-1	IS-SIDEWALL-C	Solid	12/24/14 10:44	12/24/14 15:15

Job ID: 440-97773-1

Laboratory: TestAmerica Irvine

Narrative

Job Narrative
440-97773-1

Comments
No additional comments.

Receipt
The sample was received on 12/24/2014 3:15 PM; the sample arrived in good condition, properly preserved and, where required, on ice. The temperature of the cooler at receipt was 0.8º C.

GC Semi VOA
Method(s) 8082: The following samples underwent a sulfuric acid clean-up, via EPA Method 3665A, to reduce matrix interferences: (440-97773-1 MS), (440-97773-1 MSD), (LCS 280-258758/2-A), (MB 280-258758/1-A), IS-SIDEWALL-C (440-97773-1)

No additional analytical or quality issues were noted, other than those described above or in the Definitions/Glossary page.

Organic Prep
Method(s) Increment, prep: The following samples were air dried and sieved per the procedure; however, the samples contained material that would not pass through the sieve: (440-97773-1 MS), (440-97773-1 MSD), IS-SIDEWALL-C (440-97773-1). This material was removed and not extracted. The material appeared to be rocks and small amount of vegetation including grass and leaves. Batch: 258575; Method: 8082 (ISM_DD_SI_SS)

No additional analytical or quality issues were noted, other than those described above or in the Definitions/Glossary page.

Client: ENVIRON International Corp.
Project/Site: Malibu, SMMUSD

TestAmerica Job ID: 440-97773-1

Client Sample ID: IS-SIDEWALL-C
Date Collected: 12/24/14 10:44
Date Received: 12/24/14 15:15

Lab Sample ID: 440-97773-1
Matrix: Solid

Method: 8082 - Polychlorinated Biphenyls (PCBs) by Gas Chromatography

Analyte	Result	Qualifier	RL		Unit	D	Prepared	Analyzed	Dil Fac
Aroclor 1016	ND		32		ug/Kg		12/30/14 19:27	01/02/15 15:23	1
Aroclor 1221	ND		45		ug/Kg		12/30/14 19:27	01/02/15 15:23	1
Aroclor 1232	ND		32		ug/Kg		12/30/14 19:27	01/02/15 15:23	1
Aroclor 1242	ND		32		ug/Kg		12/30/14 19:27	01/02/15 15:23	1
Aroclor 1248	ND		32		ug/Kg		12/30/14 19:27	01/02/15 15:23	1
Aroclor 1254	92		32		ug/Kg		12/30/14 19:27	01/02/15 15:23	1
Aroclor 1260	ND		32		ug/Kg		12/30/14 19:27	01/02/15 15:23	1

Surrogate	*%Recovery*	*Qualifier*	*Limits*	*Prepared*	*Analyzed*	*Dil Fac*
DCB Decachlorobiphenyl	*74*		*59 - 130*	*12/30/14 19:27*	*01/02/15 15:23*	*1*
Tetrachloro-m-xylene	*102*		*53 - 128*	*12/30/14 19:27*	*01/02/15 15:23*	*1*

Method Summary

Client: ENVIRON International Corp.
Project/Site: Malibu, SMMUSD

TestAmerica Job ID: 440-97773-1

Method	Method Description	Protocol	Laboratory
8082	Polychlorinated Biphenyls (PCBs) by Gas Chromatography	SW846	TAL DEN

Protocol References:

SW846 = "Test Methods For Evaluating Solid Waste, Physical/Chemical Methods", Third Edition, November 1986 And Its Updates.

Laboratory References:

TAL DEN = TestAmerica Denver, 4955 Yarrow Street, Arvada, CO 80002, TEL (303)736-0100

Lab Chronicle

Client: ENVIRON International Corp.
Project/Site: Malibu, SMMUSD

TestAmerica Job ID: 440-97773-1

Client Sample ID: IS-SIDEWALL-C
Date Collected: 12/24/14 10:44
Date Received: 12/24/14 15:15

Lab Sample ID: 440-97773-1
Matrix: Solid

Prep Type	Batch Type	Batch Method	Run	Dil Factor	Initial Amount	Final Amount	Batch Number	Prepared or Analyzed	Analyst	Lab
Total/NA	ISM Prep	Increment, prep				1.0 g	258575	12/29/14 08:06	BMS	TAL DEN
Total/NA	Prep	3546			31.28 g	10 mL	258758	12/30/14 19:27	KI	TAL DEN
Total/NA	Analysis	8082		1	31.28 g	10 mL	258899	01/02/15 15:23	TDJ	TAL DEN

Laboratory References:

TAL DEN = TestAmerica Denver, 4955 Yarrow Street, Arvada, CO 80002, TEL (303)736-0100

Method: 8082 - Polychlorinated Biphenyls (PCBs) by Gas Chromatography

Lab Sample ID: MB 280-258758/1-A
Matrix: Solid
Analysis Batch: 258899

Client Sample ID: Method Blank
Prep Type: Total/NA
Prep Batch: 258758

Analyte	MB Result	MB Qualifier	RL		Unit	D	Prepared	Analyzed	Dil Fac
Aroclor 1016	ND		32		ug/Kg		12/30/14 19:27	01/02/15 12:53	1
Aroclor 1221	ND		46		ug/Kg		12/30/14 19:27	01/02/15 12:53	1
Aroclor 1232	ND		32		ug/Kg		12/30/14 19:27	01/02/15 12:53	1
Aroclor 1242	ND		32		ug/Kg		12/30/14 19:27	01/02/15 12:53	1
Aroclor 1248	ND		32		ug/Kg		12/30/14 19:27	01/02/15 12:53	1
Aroclor 1254	ND		32		ug/Kg		12/30/14 19:27	01/02/15 12:53	1
Aroclor 1260	ND		32		ug/Kg		12/30/14 19:27	01/02/15 12:53	1

Surrogate	*MB %Recovery*	*MB Qualifier*	*Limits*	*Prepared*	*Analyzed*	*Dil Fac*
DCB Decachlorobiphenyl	*95*		*59 - 130*	*12/30/14 19:27*	*01/02/15 12:53*	*1*
Tetrachloro-m-xylene	*98*		*53 - 128*	*12/30/14 19:27*	*01/02/15 12:53*	*1*

Lab Sample ID: LCS 280-258758/2-A
Matrix: Solid
Analysis Batch: 258899

Client Sample ID: Lab Control Sample
Prep Type: Total/NA
Prep Batch: 258758

Analyte			Spike Added	LCS Result	LCS Qualifier	Unit	D	%Rec	%Rec. Limits		
Aroclor 1016			64.9	68.1		ug/Kg		105	54 - 132		
Aroclor 1260			64.9	68.7		ug/Kg		106	62 - 129		

Surrogate	*LCS %Recovery*	*LCS Qualifier*	*Limits*
DCB Decachlorobiphenyl	*94*		*59 - 130*
Tetrachloro-m-xylene	*98*		*53 - 128*

Lab Sample ID: 440-97773-1 MS
Matrix: Solid
Analysis Batch: 258899

Client Sample ID: IS-SIDEWALL-C
Prep Type: Total/NA
Prep Batch: 258758

Analyte	Sample Result	Sample Qualifier	Spike Added	MS Result	MS Qualifier	Unit	D	%Rec	%Rec. Limits		
Aroclor 1016	ND		61.3	196	E F1	ug/Kg		320	54 - 132		
Aroclor 1260	ND		61.3	98.3	F1	ug/Kg		160	62 - 129		

Surrogate	*MS %Recovery*	*MS Qualifier*	*Limits*
DCB Decachlorobiphenyl	*75*		*59 - 130*
Tetrachloro-m-xylene	*102*		*53 - 128*

Lab Sample ID: 440-97773-1 MSD
Matrix: Solid
Analysis Batch: 258899

Client Sample ID: IS-SIDEWALL-C
Prep Type: Total/NA
Prep Batch: 258758

Analyte	Sample Result	Sample Qualifier	Spike Added	MSD Result	MSD Qualifier	Unit	D	%Rec	%Rec. Limits	RPD	RPD Limit
Aroclor 1016	ND		66.0	65.7	F2	ug/Kg		100	54 - 132	100	36
Aroclor 1260	ND		66.0	87.3	F1	ug/Kg		132	62 - 129	12	44

Surrogate	*MSD %Recovery*	*MSD Qualifier*	*Limits*
DCB Decachlorobiphenyl	*64*		*59 - 130*
Tetrachloro-m-xylene	*86*		*53 - 128*

QC Association Summary

Client: ENVIRON International Corp.
Project/Site: Malibu, SMMUSD

TestAmerica Job ID: 440-97773-1

GC Semi VOA

ISM Prep Batch: 258575

Lab Sample ID	Client Sample ID	Prep Type	Matrix	Method	Prep Batch
440-97773-1	IS-SIDEWALL-C	Total/NA	Solid	Increment, prep	
440-97773-1 MS	IS-SIDEWALL-C	Total/NA	Solid	Increment, prep	
440-97773-1 MSD	IS-SIDEWALL-C	Total/NA	Solid	Increment, prep	

Prep Batch: 258758

Lab Sample ID	Client Sample ID	Prep Type	Matrix	Method	Prep Batch
440-97773-1	IS-SIDEWALL-C	Total/NA	Solid	3546	258575
440-97773-1 MS	IS-SIDEWALL-C	Total/NA	Solid	3546	258575
440-97773-1 MSD	IS-SIDEWALL-C	Total/NA	Solid	3546	258575
LCS 280-258758/2-A	Lab Control Sample	Total/NA	Solid	3546	
MB 280-258758/1-A	Method Blank	Total/NA	Solid	3546	

Analysis Batch: 258899

Lab Sample ID	Client Sample ID	Prep Type	Matrix	Method	Prep Batch
440-97773-1	IS-SIDEWALL-C	Total/NA	Solid	8082	258758
440-97773-1 MS	IS-SIDEWALL-C	Total/NA	Solid	8082	258758
440-97773-1 MSD	IS-SIDEWALL-C	Total/NA	Solid	8082	258758
LCS 280-258758/2-A	Lab Control Sample	Total/NA	Solid	8082	258758
MB 280-258758/1-A	Method Blank	Total/NA	Solid	8082	258758

Qualifiers

GC Semi VOA

Qualifier	Qualifier Description
E	Result exceeded calibration range.
F1	MS and/or MSD Recovery exceeds the control limits
F2	MS/MSD RPD exceeds control limits

Glossary

Abbreviation	These commonly used abbreviations may or may not be present in this report.
¤	Listed under the "D" column to designate that the result is reported on a dry weight basis
%R	Percent Recovery
CFL	Contains Free Liquid
CNF	Contains no Free Liquid
DER	Duplicate error ratio (normalized absolute difference)
Dil Fac	Dilution Factor
DL, RA, RE, IN	Indicates a Dilution, Re-analysis, Re-extraction, or additional Initial metals/anion analysis of the sample
DLC	Decision level concentration
MDA	Minimum detectable activity
EDL	Estimated Detection Limit
MDC	Minimum detectable concentration
MDL	Method Detection Limit
ML	Minimum Level (Dioxin)
NC	Not Calculated
ND	Not detected at the reporting limit (or MDL or EDL if shown)
PQL	Practical Quantitation Limit
QC	Quality Control
RER	Relative error ratio
RL	Reporting Limit or Requested Limit (Radiochemistry)
RPD	Relative Percent Difference, a measure of the relative difference between two points
TEF	Toxicity Equivalent Factor (Dioxin)
TEQ	Toxicity Equivalent Quotient (Dioxin)

Certification Summary

Client: ENVIRON International Corp.
Project/Site: Malibu, SMMUSD

TestAmerica Job ID: 440-97773-1

Laboratory: TestAmerica Irvine

All certifications held by this laboratory are listed. Not all certifications are applicable to this report.

Authority	Program	EPA Region	Certification ID	Expiration Date
Alaska	State Program	10	CA01531	06-30-15
Arizona	State Program	9	AZ0671	10-13-15
California	LA Cty Sanitation Districts	9	10256	01-31-15 *
California	State Program	9	2706	06-30-16
Guam	State Program	9	Cert. No. 12.002r	01-23-15 *
Hawaii	State Program	9	N/A	01-29-15 *
Nevada	State Program	9	CA015312007A	07-31-15
New Mexico	State Program	6	N/A	01-29-15 *
Northern Mariana Islands	State Program	9	MP0002	01-29-15 *
Oregon	NELAP	10	4005	01-29-15 *
USDA	Federal		P330-09-00080	06-06-15
USEPA UCMR	Federal	1	CA01531	01-31-15

Laboratory: TestAmerica Denver

All certifications held by this laboratory are listed. Not all certifications are applicable to this report.

Authority	Program	EPA Region	Certification ID	Expiration Date
A2LA	DoD ELAP		2907.01	10-31-15
A2LA	ISO/IEC 17025		2907.01	10-31-15
Alabama	State Program	4	40730	09-30-12 *
Alaska (UST)	State Program	10	UST-30	04-05-15
Arkansas DEQ	State Program	6	88-0687	06-01-15
California	State Program	9	2513	08-31-16
Connecticut	State Program	1	PH-0686	09-30-16
Florida	NELAP	4	E87667	06-30-15
Georgia	State Program	4	N/A	01-09-15
Illinois	NELAP	5	200017	04-30-15
Iowa	State Program	7	370	12-01-14 *
Kansas	NELAP	7	E-10166	04-30-15
Louisiana	NELAP	6	02096	06-30-15
Maine	State Program	1	CO0002	03-03-15
Nevada	State Program	9	CO0026	07-31-15
New Hampshire	NELAP	1	205310	04-28-15
New Jersey	NELAP	2	CO004	06-30-15
New Mexico	State Program	6	CO00026	01-09-15
New York	NELAP	2	11964	03-31-15
North Dakota	State Program	8	R-034	01-09-15 *
Oklahoma	State Program	6	8614	08-31-15
Oregon	NELAP	10	4025	01-09-15
Pennsylvania	NELAP	3	68-00664	07-30-15
South Carolina	State Program	4	72002001	06-30-15
Texas	NELAP	6	T104704183-13-8	09-30-15
USDA	Federal		P330-13-00202	07-02-16
Utah	NELAP	8	CO00026	07-31-15
Virginia	NELAP	3	460232	06-14-15
Washington	State Program	10	C583	08-03-15
West Virginia DEP	State Program	3	354	11-30-15
Wisconsin	State Program	5	999615430	08-31-15
Wyoming (UST)	A2LA	8	2907.01	10-31-15

* Certification renewal pending - certification considered valid.

ENVIRON

CHAIN-of-CUSTODY № 11122

PAGE 1 of 2

☑ 18100 Von Karman Ave., Suite 600
Irvine, CA 92612
(949) 261-5151
(949) 261-6202 (fax)

☑ 707 Wilshire Blvd., Suite 4950
Los Angeles, Calif. 90017
(213) 943-6300
(213) 943-6301 (fax)

☐ 1702 E Highland Avenue, Suite 412
Phoenix, AZ 85016
(602) 734-7700
(602) 734-7701 (fax)

MSA#: _____ WO#: _____

PROJECT NAME / FACILITY ID: SMMUSD

FIELD PERSON: Brian B/Amy C./Mike R.

PROJECT NUMBER: 04-33980M DATE: 12/24/14

PROJECT MANAGER: Safaa D.

PROJECT LOCATION: Malibu, Ca.

LABORATORY: Test America

IS THIS A UST PROJECT OR IS EDF REQUIRED? Y (N) IF YES, GLOBAL ID #: _____

SAMPLER: Brian Bauer

SIGNATURE: [signature]

440-97773 Chain of Custody

SAMPLE I.D. NUMBER	SAMPLE DATE (YEAR 2014)	SAMPLE TIME	SAMPLE DEPTH (ft)	AIR SAMPLE VOLUME (L)	MATRIX (A) AIR (S) SOIL (G) GAS (W) WATER	NUMBER OF CONTAINERS	FILTERED/UNFILTERED (F/U)	PRESERVATION (SEE KEY)	ANALYSIS REQUIRED PCBs 8082									COMMENTS
SW-1C	12/24	1044	—	—	S	1	—	NO	X									"C" SideWall Samples
SW-2C		1043																Combine all samples
SW-3C		1043																(SW-1C to SW-2SC)
SW-4C		1042																into one incremental
SW-5C		1042																sample named
SW-6C		1041																"IS-SIDEWALL-C"
SW-7C		1041																
SW-8C		1040																
SW-9C		1040																• Expedite TAT
SW-10C		1039																to the extent
SW-11C		1039																possible.
SW-12C		1038																
SW-13C		1038																
TOTAL	X	X	X															

RELINQUISHED BY:	TIME/DATE:	RECEIVED BY: (COMPANY):	TIME/DATE:
[signature]	1220/12/24/14	Shafi Gnadi DCS	1220/12/24/14
Shafi Anabi	1515/12/24/14	Man TAI	15:15 12/24/14

TURNAROUND TIME (CIRCLE ONE): SAME DAY, 24 HOURS, 48 HOURS, 72 HOURS, 5 DAYS, NORMAL

SAMPLE INTEGRITY: IR-63 INTACT: (Y) N Temp 1.5/0.8°C

IF SEALED, SEAL INTEGRITY: INTACT: Y N

H = HCL; N = HNO_3; S = H_2SO_4; U = UNKNOWN; NO = NONE; O = OTHER

FILE: LOG FORMS\Chain_of_Custody

ENVIRON — CHAIN-of-CUSTODY № 11120

☑ 18100 Von Karman Ave., Suite 600, Irvine, CA 92612, (949) 261-5151, (949) 261-6202 (fax)
☑ 707 Wilshire Blvd., Suite 4950, Los Angeles, Calif. 90017, (213) 943-6300, (213) 943-6301 (fax)
☐ 1702 E Highland Avenue, Suite 412, Phoenix, AZ 85016, (602) 734-7700, (602) 734-7701 (fax)

MSA#: _____ WO#: _____

PROJECT NAME / FACILITY ID: SMMUSD

PROJECT NUMBER: 04-33980M DATE: 12/24/14

PROJECT LOCATION: Malibu, Ca.

FIELD PERSON: Brian B./Amy C./Mike R.

PROJECT MANAGER: Safaa D.

LABORATORY: Test America

IS THIS A UST PROJECT OR IS EDF REQUIRED? Y (N) IF YES, GLOBAL ID #: _____

SAMPLER: Brian Bauer

SIGNATURE:

SAMPLE I.D. NUMBER	SAMPLE DATE (YEAR 2014)	SAMPLE TIME	SAMPLE DEPTH (ft)	AIR SAMPLE VOLUME (L)	MATRIX (A) AIR (S) SOIL (G) GAS (W) WATER	NUMBER OF CONTAINERS	FILTERED/UNFILTERED (F/U)	PRESERVATION (SEE KEY)	ANALYSIS REQUIRED: PCBs 8082	COMMENTS
SW-14C	12/24	1037	—	—	S	1	—	No	X	see page 1
SW-15C		1036								
SW-16C		1036								
SW-17C		1035								
SW-18C		1034								
SW-19C		1034								
SW-20C		1033								
SW-21C		1032								
SW-22C		1032								
SW-23C		1031								
SW-24C		1029								
SW-25C	↓	1029	↓	↓	↓	↓	↓	↓	↓	
(AC)										
TOTAL	X	X	X							

RELINQUISHED BY:	TIME/DATE:	RECEIVED BY:	TIME/DATE:
	1220 / 12/24/14	Shafi QNABI (COMPANY): DES	1220 / 12/24/14
Shafi QNABI	15:15 / 12/24/14	(COMPANY): TA!	12/24/14 15:15
RELINQUISHED BY:	TIME/DATE:	RECEIVED BY: (COMPANY):	TIME/DATE:

TURNAROUND TIME (CIRCLE ONE): SAME DAY | 24 HOURS | 48 HOURS | 72 HOURS | 5 DAYS | NORMAL

SAMPLE INTEGRITY IR-63 INTACT: (Y) N Temp 1.5/0.8 °C

IF SEALED, SEAL INTEGRITY INTACT: Y N

U = UNKNOWN; NO = NONE; O = OTHER; S = H_2SO_4; N = HNO_3; H = HCl;

FILE: LOG FORMS\Chain_of_Custody

1/5/2015

Login Sample Receipt Checklist

Client: ENVIRON International Corp.

Job Number: 440-97773-1

Login Number: 97773

List Source: TestAmerica Irvine

List Number: 1

Creator: Kim, Guerry

Question	Answer	Comment
Radioactivity wasn't checked or is </= background as measured by a survey meter.	True	
The cooler's custody seal, if present, is intact.	True	
Sample custody seals, if present, are intact.	True	
The cooler or samples do not appear to have been compromised or tampered with.	True	
Samples were received on ice.	True	
Cooler Temperature is acceptable.	True	
Cooler Temperature is recorded.	True	
COC is present.	True	
COC is filled out in ink and legible.	True	
COC is filled out with all pertinent information.	True	
Is the Field Sampler's name present on COC?	True	
There are no discrepancies between the containers received and the COC.	True	
Samples are received within Holding Time.	True	
Sample containers have legible labels.	True	
Containers are not broken or leaking.	True	
Sample collection date/times are provided.	True	
Appropriate sample containers are used.	True	
Sample bottles are completely filled.	True	
Sample Preservation Verified.	N/A	
There is sufficient vol. for all requested analyses, incl. any requested MS/MSDs	True	
Containers requiring zero headspace have no headspace or bubble is <6mm (1/4").	N/A	
Multiphasic samples are not present.	True	
Samples do not require splitting or compositing.	True	
Residual Chlorine Checked.	N/A	

Login Sample Receipt Checklist

Client: ENVIRON International Corp.

Job Number: 440-97773-1

Login Number: 97773
List Number: 2
Creator: Conquest, Tyler W

List Source: TestAmerica Denver
List Creation: 12/27/14 11:26 AM

Question	Answer	Comment
Radioactivity wasn't checked or is </= background as measured by a survey meter.	N/A	
The cooler's custody seal, if present, is intact.	True	
Sample custody seals, if present, are intact.	True	
The cooler or samples do not appear to have been compromised or tampered with.	True	
Samples were received on ice.	True	
Cooler Temperature is acceptable.	True	
Cooler Temperature is recorded.	True	
COC is present.	True	
COC is filled out in ink and legible.	True	
COC is filled out with all pertinent information.	True	
Is the Field Sampler's name present on COC?	True	
There are no discrepancies between the containers received and the COC.	True	
Samples are received within Holding Time.	True	
Sample containers have legible labels.	True	
Containers are not broken or leaking.	True	
Sample collection date/times are provided.	True	
Appropriate sample containers are used.	True	
Sample bottles are completely filled.	True	
Sample Preservation Verified.	N/A	
There is sufficient vol. for all requested analyses, incl. any requested MS/MSDs	True	
Containers requiring zero headspace have no headspace or bubble is <6mm (1/4").	N/A	
Multiphasic samples are not present.	True	
Samples do not require splitting or compositing.	True	
Residual Chlorine Checked.	N/A	

Appendix D

Data Validation Reports

LABORATORY DATA CONSULTANTS, INC.
2701 Loker Ave. West, Suite 220, Carlsbad, CA 92010 Bus: 760-827-1100 Fax: 760-827-1099

ENVIRON International Corporation
18100 Von Karman Avenue Ste. 600
Irvine, CA 92612
Attn: Ms. Safaa Dergham
CC: J. Arblaster & D. Rowe

January 21, 2015

SUBJECT: SMMUSD Malibu, Data Validation

Dear Ms. Dergham

Enclosed are the final validation reports for the fraction listed below. These SDGs were received on January 5, 2015. Attachment 1 is a summary of the samples that were reviewed for each analysis.

LDC Project #33436:

SDG #	Fraction
440-97767-1, 440-97768-1, 440-97769-1 440-97771-1, 440-97772-1, 440-97773-1	Polychlorinated Biphenyls

The data validation was performed under EPA Level III guidelines. The analyses were validated using the following documents, as applicable to each method:

- USEPA Contract Laboratory Program National Functional Guidelines for Superfund Organic Methods Data Review, June 2008
- EPA SW 846, Third Edition, Test Methods for Evaluating Solid Waste, update 1, July 1992; update IIA, August 1993; update II, September 1994; update IIB, January 1995; update III, December 1996; update IIIA, April 1998; IIIB, November 2004; Update IV, February 2007

Please feel free to contact us if you have any questions.

Sincerely,

Andrew Kong
Project Manager/Senior Chemist

EM

282 pages-DL

Attachment 1

Level III/IV

LDC #33436 (Environ-Irvine / SMMUSD Malibu)

LDC	SDG#	DATE REC'D	(2) DATE DUE	PCBs (8082)																															
Matrix:	Water/Soil			W	S	W	S	W	S	W	S	W	S	W	S	W	S	W	S	W	S	W	S	W	S	W	S	W	S	W	S	W	S	W	S
A	440-97767-1	01/05/15	01/19/15	0	1																														
B	440-97768-1	01/05/15	01/19/15	0	1																														
C	440-97769-1	01/05/15	01/19/15	0	1																														
D	440-97771-1	01/05/15	01/19/15	0	1																														
E	440-97772-1	01/05/15	01/19/15	0	1																														
F	440-97773-1	01/05/15	01/19/15	0	1																														
Total	T/AK			0	6	0	0	0	0	0	0	0	0	0	0	0	0	0	0	0	0	0	0	0	0	0	0	0	0	0	0	0	0	0	6

Shaded cells indicate Level IV validation (all other cells are Level III validation). These sample counts do not include MS/MSD, and DUPs

33436ST.wpd

Laboratory Data Consultants, Inc.
Data Validation Report

Project/Site Name: SMMUSD Malibu

Collection Date: December 24, 2014

LDC Report Date: January 19, 2015

Matrix: Soil

Parameters: Polychlorinated Biphenyls

Validation Level: EPA Level III

Laboratory: TestAmerica, Inc.

Sample Delivery Group (SDG): 440-97767-1

Sample Identification

IS-SIDEWALL-B

Introduction

This data review covers one soil sample listed on the cover sheet including dilutions and reanalysis as applicable. The analyses were per EPA SW 846 Method 8082 for Polychlorinated Biphenyls.

This review follows a modified outline of the USEPA Contract Laboratory Program National Functional Guidelines for Superfund Organic Methods Data Review (June 2008).

A qualification summary table is provided at the end of this report if data has been qualified. Flags are classified as P (protocol) or A (advisory) to indicate whether the flag is due to a laboratory deviation from a specified protocol or is of technical advisory nature.

Raw data were not reviewed for this SDG. The review was based on QC data.

The following are definitions of the data qualifiers:

U Indicates the compound or analyte was analyzed for but not detected.

J Indicates an estimated value.

R Quality control indicates the data is not usable.

NJ Presumptive evidence of presence of the compound at an estimated quantity.

UJ Indicates the compound or analyte was analyzed for but not detected. The sample detection limit is an estimated value.

A Indicates the finding is based upon technical validation criteria.

P Indicates the finding is related to a protocol/contractual deviation.

None Indicates the data was not significantly impacted by the finding, therefore qualification was not required.

I. Technical Holding Times

All technical holding time requirements were met.

The chain-of-custodies were reviewed for documentation of cooler temperatures. All cooler temperatures met validation criteria.

II. GC Instrument Performance Check

Instrument performance was not required by the method.

III. Initial Calibration

Initial calibration was performed as required by the method.

The laboratory used a calibration curve to evaluate the compounds, all coefficients of determination (r^2) were greater than or equal to 0.990.

IV. Continuing Calibration

Continuing calibration was performed at required frequencies.

The percent differences (%D) were less than or equal to 20.0% for all compounds.

The percent differences (%D) of the second source calibration standard were less than or equal to 20.0% for all compounds.

V. Blanks

Method blanks were reviewed for each matrix as applicable. No polychlorinated biphenyl contaminants were found in the method blanks.

No field blanks were identified in this SDG.

VI. Surrogate Spikes

Surrogates were added to all samples and blanks as required by the method. All surrogate recoveries (%R) were within QC limits.

VII. Matrix Spike/Matrix Spike Duplicates

Matrix spike (MS) and matrix spike duplicate (MSD) samples were reviewed for each matrix as applicable. Percent recoveries (%R) and relative percent differences (RPD) were not within QC limits. Since there were no associated samples, no data were qualified.

VIII. Laboratory Control Samples (LCS)

Laboratory control samples were reviewed for each matrix as applicable. Percent recoveries (%R) were within QC limits.

IX. Regional Quality Assurance and Quality Control

Not applicable.

X. Florisil Cartridge Check

Florisil cleanup was not reviewed in this SDG.

XI. GPC Calibration

GPC cleanup was not reviewed in this SDG.

XII. Target Compound Identification

Raw data were not reviewed for this SDG.

XIII. Compound Quantitation

Raw data were not reviewed for this SDG.

XIV. Overall Assessment of Data

Data flags are summarized at the end of this report if data has been qualified.

XV. Field Duplicates

No field duplicates were identified in this SDG.

SMMUSD Malibu
Polychlorinated Biphenyls - Data Qualification Summary - SDG 440-97767-1

No Sample Data Qualified in this SDG

SMMUSD Malibu
Polychlorinated Biphenyls - Laboratory Blank Data Qualification Summary - SDG 440-97767-1

No Sample Data Qualified in this SDG

SMMUSD Malibu
Polychlorinated Biphenyls - Field Blank Data Qualification Summary - SDG 440-97767-1

No Sample Data Qualified in this SDG

LDC #: 33436A3b

SDG #: 440-97767-1

Laboratory: Test America, Inc.

VALIDATION COMPLETENESS WORKSHEET

Level III

Date: 1-13-15

Page: 1 of 1

Reviewer: [illegible]

2nd Reviewer: [illegible]

METHOD: GC Polychlorinated Biphenyls (EPA SW846 Method 8082)

The samples listed below were reviewed for each of the following validation areas. Validation findings are noted in attached validation findings worksheets.

	Validation Area		Comments
I.	Technical holding times	A	Sampling dates: 12/24/14
II.	GC Instrument Performance Check	N	
III.	Initial calibration	A	v2
IV.	Continuing calibration/ICV	A	CCV/ICV ≤20
V.	Blanks	A	
VI.	Surrogate spikes	A	
VII.	Matrix spike/Matrix spike duplicates	SW	%R/RPD out (440-97773-1) NO assoc. samples
VIII.	Laboratory control samples	A	LCS
IX.	Regional quality assurance and quality control	N	
X.	Florisil cartridge check	N	
XI.	GPC Calibration	N	
XII.	Target compound identification	N	
XIII.	Compound quantitation/RL/LOQ/LODs	N	
XIV.	Overall assessment of data	A	
XV.	Field duplicates	N	
XVI.	Field blanks	N	

Note: A = Acceptable; N = Not provided/applicable; SW = See worksheet; ND = No compounds detected; R = Rinsate; FB = Field blank; D = Duplicate; TB = Trip blank; EB = Equipment blank

Validated Samples: Soil

1	IS-SIDEWALL-B	11		21		31	
2		12		22		32	
3		13		23		33	
4		14		24		34	
5		15		25		35	
6		16		26		36	
7		17		27		37	
8		18		28		38	
9		19	MB280-258758	29		39	
10		20	~~MB~~	30		40	

Notes: _____

Laboratory Data Consultants, Inc.
Data Validation Report

Project/Site Name: SMMUSD Malibu

Collection Date: December 24, 2014

LDC Report Date: January 19, 2015

Matrix: Soil

Parameters: Polychlorinated Biphenyls

Validation Level: EPA Level III

Laboratory: TestAmerica, Inc.

Sample Delivery Group (SDG): 440-97768-1

Sample Identification

IS-BASE-B

Introduction

This data review covers one soil sample listed on the cover sheet including dilutions and reanalysis as applicable. The analyses were per EPA SW 846 Method 8082 for Polychlorinated Biphenyls.

This review follows a modified outline of the USEPA Contract Laboratory Program National Functional Guidelines for Superfund Organic Methods Data Review (June 2008).

A qualification summary table is provided at the end of this report if data has been qualified. Flags are classified as P (protocol) or A (advisory) to indicate whether the flag is due to a laboratory deviation from a specified protocol or is of technical advisory nature.

Raw data were not reviewed for this SDG. The review was based on QC data.

The following are definitions of the data qualifiers:

U Indicates the compound or analyte was analyzed for but not detected.

J Indicates an estimated value.

R Quality control indicates the data is not usable.

NJ Presumptive evidence of presence of the compound at an estimated quantity.

UJ Indicates the compound or analyte was analyzed for but not detected. The sample detection limit is an estimated value.

A Indicates the finding is based upon technical validation criteria.

P Indicates the finding is related to a protocol/contractual deviation.

None Indicates the data was not significantly impacted by the finding, therefore qualification was not required.

I. Technical Holding Times

All technical holding time requirements were met.

The chain-of-custodies were reviewed for documentation of cooler temperatures. All cooler temperatures met validation criteria.

II. GC Instrument Performance Check

Instrument performance was not required by the method.

III. Initial Calibration

Initial calibration was performed as required by the method.

The laboratory used a calibration curve to evaluate the compounds, all coefficients of determination (r^2) were greater than or equal to 0.990.

IV. Continuing Calibration

Continuing calibration was performed at required frequencies.

The percent differences (%D) were less than or equal to 20.0% for all compounds.

The percent differences (%D) of the second source calibration standard were less than or equal to 20.0% for all compounds.

V. Blanks

Method blanks were reviewed for each matrix as applicable. No polychlorinated biphenyl contaminants were found in the method blanks.

No field blanks were identified in this SDG.

VI. Surrogate Spikes

Surrogates were added to all samples and blanks as required by the method. All surrogate recoveries (%R) were within QC limits.

VII. Matrix Spike/Matrix Spike Duplicates

Matrix spike (MS) and matrix spike duplicate (MSD) samples were reviewed for each matrix as applicable. Percent recoveries (%R) and relative percent differences (RPD) were not within QC limits. Since there were no associated samples, no data were qualified.

VIII. Laboratory Control Samples (LCS)

Laboratory control samples were reviewed for each matrix as applicable. Percent recoveries (%R) were within QC limits.

IX. Regional Quality Assurance and Quality Control

Not applicable.

X. Florisil Cartridge Check

Florisil cleanup was not reviewed in this SDG.

XI. GPC Calibration

GPC cleanup was not reviewed in this SDG.

XII. Target Compound Identification

Raw data were not reviewed for this SDG.

XIII. Compound Quantitation

Raw data were not reviewed for this SDG.

XIV. Overall Assessment of Data

Data flags are summarized at the end of this report if data has been qualified.

XV. Field Duplicates

No field duplicates were identified in this SDG.

SMMUSD Malibu
Polychlorinated Biphenyls - Data Qualification Summary - SDG 440-97768-1

No Sample Data Qualified in this SDG

SMMUSD Malibu
Polychlorinated Biphenyls - Laboratory Blank Data Qualification Summary - SDG 440-97768-1

No Sample Data Qualified in this SDG

SMMUSD Malibu
Polychlorinated Biphenyls - Field Blank Data Qualification Summary - SDG 440-97768-1

No Sample Data Qualified in this SDG

LDC #: 33436B3b **VALIDATION COMPLETENESS WORKSHEET** Date: 1-13-15
SDG #: 440-97768-1 Level III Page: 1 of 1
Laboratory: Test America, Inc. Reviewer: YM
2nd Reviewer: C

METHOD: GC Polychlorinated Biphenyls (EPA SW846 Method 8082)

The samples listed below were reviewed for each of the following validation areas. Validation findings are noted in attached validation findings worksheets.

	Validation Area		Comments
I.	Technical holding times	A	Sampling dates: 12/24/14
II.	GC Instrument Performance Check	N	
III.	Initial calibration	A	r2
IV.	Continuing calibration/ICV	A	CCV/ICV ≤ 20
V.	Blanks	A	
VI.	Surrogate spikes	A	
VII.	Matrix spike/Matrix spike duplicates	SW	%R/RPD out (440-97773-1) NO assoc. samples
VIII.	Laboratory control samples	A	LCS
IX.	Regional quality assurance and quality control	N	
X.	Florisil cartridge check	N	
XI.	GPC Calibration	N	
XII.	Target compound identification	N	
XIII.	Compound quantitation/RL/LOQ/LODs	N	
XIV.	Overall assessment of data	A	
XV.	Field duplicates	N	
XVI.	Field blanks	N	

Note: A = Acceptable
N = Not provided/applicable
SW = See worksheet
ND = No compounds detected
R = Rinsate
FB = Field blank
D = Duplicate
TB = Trip blank
EB = Equipment blank

Validated Samples: soil

1	IS-BASE-B	11		21		31	
2		12		22		32	
3		13		23		33	
4		14		24		34	
5		15		25		35	
6		16		26		36	
7		17		27		37	
8		18		28		38	
9		19		29		39	
10		20	MB 280-258758	30		40	

Notes:

Laboratory Data Consultants, Inc.
Data Validation Report

Project/Site Name:	SMMUSD Malibu
Collection Date:	December 24, 2014
LDC Report Date:	January 19, 2015
Matrix:	Soil
Parameters:	Polychlorinated Biphenyls
Validation Level:	EPA Level III
Laboratory:	TestAmerica, Inc.
Sample Delivery Group (SDG):	440-97769-1

Sample Identification

IS-BASE-A

Introduction

This data review covers one soil sample listed on the cover sheet including dilutions and reanalysis as applicable. The analyses were per EPA SW 846 Method 8082 for Polychlorinated Biphenyls.

This review follows a modified outline of the USEPA Contract Laboratory Program National Functional Guidelines for Superfund Organic Methods Data Review (June 2008).

A qualification summary table is provided at the end of this report if data has been qualified. Flags are classified as P (protocol) or A (advisory) to indicate whether the flag is due to a laboratory deviation from a specified protocol or is of technical advisory nature.

Raw data were not reviewed for this SDG. The review was based on QC data.

The following are definitions of the data qualifiers:

U Indicates the compound or analyte was analyzed for but not detected.

J Indicates an estimated value.

R Quality control indicates the data is not usable.

NJ Presumptive evidence of presence of the compound at an estimated quantity.

UJ Indicates the compound or analyte was analyzed for but not detected. The sample detection limit is an estimated value.

A Indicates the finding is based upon technical validation criteria.

P Indicates the finding is related to a protocol/contractual deviation.

None Indicates the data was not significantly impacted by the finding, therefore qualification was not required.

I. Technical Holding Times

All technical holding time requirements were met.

The chain-of-custodies were reviewed for documentation of cooler temperatures. All cooler temperatures met validation criteria.

II. GC Instrument Performance Check

Instrument performance was not required by the method.

III. Initial Calibration

Initial calibration was performed as required by the method.

The laboratory used a calibration curve to evaluate the compounds, all coefficients of determination (r^2) were greater than or equal to 0.990.

IV. Continuing Calibration

Continuing calibration was performed at required frequencies.

The percent differences (%D) were less than or equal to 20.0% for all compounds.

The percent differences (%D) of the second source calibration standard were less than or equal to 20.0% for all compounds.

V. Blanks

Method blanks were reviewed for each matrix as applicable. No polychlorinated biphenyl contaminants were found in the method blanks.

No field blanks were identified in this SDG.

VI. Surrogate Spikes

Surrogates were added to all samples and blanks as required by the method. All surrogate recoveries (%R) were within QC limits.

VII. Matrix Spike/Matrix Spike Duplicates

Matrix spike (MS) and matrix spike duplicate (MSD) samples were reviewed for each matrix as applicable. Percent recoveries (%R) and relative percent differences (RPD) were not within QC limits. Since there were no associated samples, no data were qualified.

VIII. Laboratory Control Samples (LCS)

Laboratory control samples were reviewed for each matrix as applicable. Percent recoveries (%R) were within QC limits.

IX. Regional Quality Assurance and Quality Control

Not applicable.

X. Florisil Cartridge Check

Florisil cleanup was not reviewed in this SDG.

XI. GPC Calibration

GPC cleanup was not reviewed in this SDG.

XII. Target Compound Identification

Raw data were not reviewed for this SDG.

XIII. Compound Quantitation

Raw data were not reviewed for this SDG.

XIV. Overall Assessment of Data

Data flags are summarized at the end of this report if data has been qualified.

XV. Field Duplicates

No field duplicates were identified in this SDG.

SMMUSD Malibu
Polychlorinated Biphenyls - Data Qualification Summary - SDG 440-97769-1

No Sample Data Qualified in this SDG

SMMUSD Malibu
Polychlorinated Biphenyls - Laboratory Blank Data Qualification Summary - SDG 440-97769-1

No Sample Data Qualified in this SDG

SMMUSD Malibu
Polychlorinated Biphenyls - Field Blank Data Qualification Summary - SDG 440-97769-1

No Sample Data Qualified in this SDG

LDC #: 33436C3b **VALIDATION COMPLETENESS WORKSHEET** Date: 1-13-15
SDG #: 440-97769-1 Level III Page: 1 of 1
Laboratory: Test America, Inc. Reviewer: [illegible]
2nd Reviewer: [illegible]

METHOD: GC Polychlorinated Biphenyls (EPA SW846 Method 8082)

The samples listed below were reviewed for each of the following validation areas. Validation findings are noted in attached validation findings worksheets.

	Validation Area		Comments
I.	Technical holding times	A	Sampling dates: 12/24/14
II.	GC Instrument Performance Check	N	
III.	Initial calibration	A	r2
IV.	Continuing calibration/ICV	A	CCV/ICV ≤ 20
V.	Blanks	A	
VI.	Surrogate spikes	A	
VII.	Matrix spike/Matrix spike duplicates	SW	%R/RPD out (440-97773-1) No assoc. samples
VIII.	Laboratory control samples	A	LCS
IX.	Regional quality assurance and quality control	N	
X.	Florisil cartridge check	N	
XI.	GPC Calibration	N	
XII.	Target compound identification	N	
XIII.	Compound quantitation/RL/LOQ/LODs	N	
XIV.	Overall assessment of data	A	
XV.	Field duplicates	N	
XVI.	Field blanks	N	

Note: A = Acceptable
N = Not provided/applicable
SW = See worksheet
ND = No compounds detected
R = Rinsate
FB = Field blank
D = Duplicate
TB = Trip blank
EB = Equipment blank

Validated Samples: Soil

1	IS-BASE-A	11		21		31	
2		12		22		32	
3		13		23		33	
4		14		24		34	
5		15		25		35	
6		16		26		36	
7		17		27		37	
8		18		28		38	
9		19	MB280-258758	29		39	
10		20	~~MB320-258758~~	30		40	

Notes: _____

Laboratory Data Consultants, Inc.
Data Validation Report

Project/Site Name:	SMMUSD Malibu
Collection Date:	December 24, 2014
LDC Report Date:	January 19, 2015
Matrix:	Soil
Parameters:	Polychlorinated Biphenyls
Validation Level:	EPA Level III
Laboratory:	TestAmerica, Inc.
Sample Delivery Group (SDG):	440-97771-1

Sample Identification

IS-SIDEWALL-A

Introduction

This data review covers one soil sample listed on the cover sheet including dilutions and reanalysis as applicable. The analyses were per EPA SW 846 Method 8082 for Polychlorinated Biphenyls.

This review follows a modified outline of the USEPA Contract Laboratory Program National Functional Guidelines for Superfund Organic Methods Data Review (June 2008).

A qualification summary table is provided at the end of this report if data has been qualified. Flags are classified as P (protocol) or A (advisory) to indicate whether the flag is due to a laboratory deviation from a specified protocol or is of technical advisory nature.

Raw data were not reviewed for this SDG. The review was based on QC data.

The following are definitions of the data qualifiers:

U Indicates the compound or analyte was analyzed for but not detected.

J Indicates an estimated value.

R Quality control indicates the data is not usable.

NJ Presumptive evidence of presence of the compound at an estimated quantity.

UJ Indicates the compound or analyte was analyzed for but not detected. The sample detection limit is an estimated value.

A Indicates the finding is based upon technical validation criteria.

P Indicates the finding is related to a protocol/contractual deviation.

None Indicates the data was not significantly impacted by the finding, therefore qualification was not required.

I. Technical Holding Times

All technical holding time requirements were met.

The chain-of-custodies were reviewed for documentation of cooler temperatures. All cooler temperatures met validation criteria.

II. GC Instrument Performance Check

Instrument performance was not required by the method.

III. Initial Calibration

Initial calibration was performed as required by the method.

The laboratory used a calibration curve to evaluate the compounds, all coefficients of determination (r^2) were greater than or equal to 0.990.

IV. Continuing Calibration

Continuing calibration was performed at required frequencies.

The percent differences (%D) were less than or equal to 20.0% for all compounds.

The percent differences (%D) of the second source calibration standard were less than or equal to 20.0% for all compounds.

V. Blanks

Method blanks were reviewed for each matrix as applicable. No polychlorinated biphenyl contaminants were found in the method blanks.

No field blanks were identified in this SDG.

VI. Surrogate Spikes

Surrogates were added to all samples and blanks as required by the method. All surrogate recoveries (%R) were within QC limits.

VII. Matrix Spike/Matrix Spike Duplicates

Matrix spike (MS) and matrix spike duplicate (MSD) samples were reviewed for each matrix as applicable. Percent recoveries (%R) and relative percent differences (RPD) were not within QC limits. Since there were no associated samples, no data were qualified.

VIII. Laboratory Control Samples (LCS)

Laboratory control samples were reviewed for each matrix as applicable. Percent recoveries (%R) were within QC limits.

IX. Regional Quality Assurance and Quality Control

Not applicable.

X. Florisil Cartridge Check

Florisil cleanup was not reviewed in this SDG.

XI. GPC Calibration

GPC cleanup was not reviewed in this SDG.

XII. Target Compound Identification

Raw data were not reviewed for this SDG.

XIII. Compound Quantitation

Raw data were not reviewed for this SDG.

XIV. Overall Assessment of Data

Data flags are summarized at the end of this report if data has been qualified.

XV. Field Duplicates

No field duplicates were identified in this SDG.

SMMUSD Malibu
Polychlorinated Biphenyls - Data Qualification Summary - SDG 440-97771-1

No Sample Data Qualified in this SDG

SMMUSD Malibu
Polychlorinated Biphenyls - Laboratory Blank Data Qualification Summary - SDG 440-97771-1

No Sample Data Qualified in this SDG

SMMUSD Malibu
Polychlorinated Biphenyls - Field Blank Data Qualification Summary - SDG 440-97771-1

No Sample Data Qualified in this SDG

LDC #: 33436D3b

SDG #: 440-97771-1

Laboratory: Test America, Inc.

VALIDATION COMPLETENESS WORKSHEET

Level III

Date: 1-13-15

Page: 1 of 1

Reviewer: TW

2nd Reviewer: E

METHOD: GC Polychlorinated Biphenyls (EPA SW846 Method 8082)

The samples listed below were reviewed for each of the following validation areas. Validation findings are noted in attached validation findings worksheets.

	Validation Area		Comments
I.	Technical holding times	A	Sampling dates: 12/24/14
II.	GC Instrument Performance Check	N	
III.	Initial calibration	A	r2
IV.	Continuing calibration/ICV	A	CCV/ICV ≤ 20
V.	Blanks	A	
VI.	Surrogate spikes	A	
VII.	Matrix spike/Matrix spike duplicates	SW	%R/RPD out (440-97773-1) No assoc. samples
VIII.	Laboratory control samples	A	LCS
IX.	Regional quality assurance and quality control	N	
X.	Florisil cartridge check	N	
XI.	GPC Calibration	N	
XII.	Target compound identification	N	
XIII.	Compound quantitation/RL/LOQ/LODs	N	
XIV.	Overall assessment of data	A	
XV.	Field duplicates	N	
XVI.	Field blanks	N	

Note: A = Acceptable
N = Not provided/applicable
SW = See worksheet
ND = No compounds detected
R = Rinsate
FB = Field blank
D = Duplicate
TB = Trip blank
EB = Equipment blank

Validated Samples: Soil

1	IS-SIDEWALL-A	11		21		31	
2		12		22		32	
3		13		23		33	
4		14		24		34	
5		15		25		35	
6		16		26		36	
7		17		27		37	
8		18		28		38	
9		19		29		39	
10		20	MB 280-258758	30		40	

Notes:

Laboratory Data Consultants, Inc.
Data Validation Report

Project/Site Name:	SMMUSD Malibu
Collection Date:	December 24, 2014
LDC Report Date:	January 19, 2015
Matrix:	Soil
Parameters:	Polychlorinated Biphenyls
Validation Level:	EPA Level III
Laboratory:	TestAmerica, Inc.
Sample Delivery Group (SDG):	440-97772-1

Sample Identification

IS-BASE-C

Introduction

This data review covers one soil sample listed on the cover sheet including dilutions and reanalysis as applicable. The analyses were per EPA SW 846 Method 8082 for Polychlorinated Biphenyls.

This review follows a modified outline of the USEPA Contract Laboratory Program National Functional Guidelines for Superfund Organic Methods Data Review (June 2008).

A qualification summary table is provided at the end of this report if data has been qualified. Flags are classified as P (protocol) or A (advisory) to indicate whether the flag is due to a laboratory deviation from a specified protocol or is of technical advisory nature.

Raw data were not reviewed for this SDG. The review was based on QC data.

The following are definitions of the data qualifiers:

U Indicates the compound or analyte was analyzed for but not detected.

J Indicates an estimated value.

R Quality control indicates the data is not usable.

NJ Presumptive evidence of presence of the compound at an estimated quantity.

UJ Indicates the compound or analyte was analyzed for but not detected. The sample detection limit is an estimated value.

A Indicates the finding is based upon technical validation criteria.

P Indicates the finding is related to a protocol/contractual deviation.

None Indicates the data was not significantly impacted by the finding, therefore qualification was not required.

I. Technical Holding Times

All technical holding time requirements were met.

The chain-of-custodies were reviewed for documentation of cooler temperatures. All cooler temperatures met validation criteria.

II. GC Instrument Performance Check

Instrument performance was not required by the method.

III. Initial Calibration

Initial calibration was performed as required by the method.

The laboratory used a calibration curve to evaluate the compounds, all coefficients of determination (r^2) were greater than or equal to 0.990.

IV. Continuing Calibration

Continuing calibration was performed at required frequencies.

The percent differences (%D) were less than or equal to 20.0% for all compounds.

The percent differences (%D) of the second source calibration standard were less than or equal to 20.0% for all compounds.

V. Blanks

Method blanks were reviewed for each matrix as applicable. No polychlorinated biphenyl contaminants were found in the method blanks.

No field blanks were identified in this SDG.

VI. Surrogate Spikes

Surrogates were added to all samples and blanks as required by the method. All surrogate recoveries (%R) were within QC limits.

VII. Matrix Spike/Matrix Spike Duplicates

Matrix spike (MS) and matrix spike duplicate (MSD) samples were reviewed for each matrix as applicable. Percent recoveries (%R) and relative percent differences (RPD) were not within QC limits. Since there were no associated samples, no data were qualified.

VIII. Laboratory Control Samples (LCS)

Laboratory control samples were reviewed for each matrix as applicable. Percent recoveries (%R) were within QC limits.

IX. Regional Quality Assurance and Quality Control

Not applicable.

X. Florisil Cartridge Check

Florisil cleanup was not reviewed in this SDG.

XI. GPC Calibration

GPC cleanup was not reviewed in this SDG.

XII. Target Compound Identification

Raw data were not reviewed for this SDG.

XIII. Compound Quantitation

Raw data were not reviewed for this SDG.

XIV. Overall Assessment of Data

Data flags are summarized at the end of this report if data has been qualified.

XV. Field Duplicates

No field duplicates were identified in this SDG.

SMMUSD Malibu
Polychlorinated Biphenyls - Data Qualification Summary - SDG 440-97772-1

No Sample Data Qualified in this SDG

SMMUSD Malibu
Polychlorinated Biphenyls - Laboratory Blank Data Qualification Summary - SDG 440-97772-1

No Sample Data Qualified in this SDG

SMMUSD Malibu
Polychlorinated Biphenyls - Field Blank Data Qualification Summary - SDG 440-97772-1

No Sample Data Qualified in this SDG

LDC #: 33436E3b

SDG #: 440-97772-1

Laboratory: Test America, Inc.

VALIDATION COMPLETENESS WORKSHEET

Level III

Date: 1-13-15

Page: 1 of 1

Reviewer: TM

2nd Reviewer: [illegible]

METHOD: GC Polychlorinated Biphenyls (EPA SW846 Method 8082)

The samples listed below were reviewed for each of the following validation areas. Validation findings are noted in attached validation findings worksheets.

	Validation Area		Comments
I.	Technical holding times	A	Sampling dates: 12/24/14
II.	GC Instrument Performance Check	N	
III.	Initial calibration	A	v2
IV.	Continuing calibration/ICV	A	CCV/ICV ≤20
V.	Blanks	A	
VI.	Surrogate spikes	A	
VII.	Matrix spike/Matrix spike duplicates	SW	%R/RPD out (440-97773-1) No assoc. samples
VIII.	Laboratory control samples	A	LCS
IX.	Regional quality assurance and quality control	N	
X.	Florisil cartridge check	N	
XI.	GPC Calibration	N	
XII.	Target compound identification	N	
XIII.	Compound quantitation/RL/LOQ/LODs	N	
XIV.	Overall assessment of data	A	
XV.	Field duplicates	N	
XVI.	Field blanks	N	

Note: A = Acceptable; N = Not provided/applicable; SW = See worksheet; ND = No compounds detected; R = Rinsate; FB = Field blank; D = Duplicate; TB = Trip blank; EB = Equipment blank

Validated Samples: SO1

1	IS-BASE-C	11		21		31	
2		12		22		32	
3		13		23		33	
4		14		24		34	
5		15		25		35	
6		16		26		36	
7		17		27		37	
8		18		28		38	
9		19		29		39	
10		20	MB280-258758	30		40	

Notes: _____

Laboratory Data Consultants, Inc.
Data Validation Report

Project/Site Name: SMMUSD Malibu

Collection Date: December 24, 2014

LDC Report Date: January 19, 2015

Matrix: Soil

Parameters: Polychlorinated Biphenyls

Validation Level: EPA Level III

Laboratory: TestAmerica, Inc.

Sample Delivery Group (SDG): 440-97773-1

Sample Identification

IS-SIDEWALL-C
IS-SIDEWALL-CMS
IS-SIDEWALL-CMSD

Introduction

This data review covers 3 soil samples listed on the cover sheet including dilutions and reanalysis as applicable. The analyses were per EPA SW 846 Method 8082 for Polychlorinated Biphenyls.

This review follows a modified outline of the USEPA Contract Laboratory Program National Functional Guidelines for Superfund Organic Methods Data Review (June 2008).

A qualification summary table is provided at the end of this report if data has been qualified. Flags are classified as P (protocol) or A (advisory) to indicate whether the flag is due to a laboratory deviation from a specified protocol or is of technical advisory nature.

Raw data were not reviewed for this SDG. The review was based on QC data.

The following are definitions of the data qualifiers:

U Indicates the compound or analyte was analyzed for but not detected.

J Indicates an estimated value.

R Quality control indicates the data is not usable.

NJ Presumptive evidence of presence of the compound at an estimated quantity.

UJ Indicates the compound or analyte was analyzed for but not detected. The sample detection limit is an estimated value.

A Indicates the finding is based upon technical validation criteria.

P Indicates the finding is related to a protocol/contractual deviation.

None Indicates the data was not significantly impacted by the finding, therefore qualification was not required.

I. Technical Holding Times

All technical holding time requirements were met.

The chain-of-custodies were reviewed for documentation of cooler temperatures. All cooler temperatures met validation criteria.

II. GC Instrument Performance Check

Instrument performance was not required by the method.

III. Initial Calibration

Initial calibration was performed as required by the method.

The laboratory used a calibration curve to evaluate the compounds, all coefficients of determination (r^2) were greater than or equal to 0.990.

IV. Continuing Calibration

Continuing calibration was performed at required frequencies.

The percent differences (%D) were less than or equal to 20.0% for all compounds.

The percent differences (%D) of the second source calibration standard were less than or equal to 20.0% for all compounds.

V. Blanks

Method blanks were reviewed for each matrix as applicable. No polychlorinated biphenyl contaminants were found in the method blanks.

No field blanks were identified in this SDG.

VI. Surrogate Spikes

Surrogates were added to all samples and blanks as required by the method. All surrogate recoveries (%R) were within QC limits.

VII. Matrix Spike/Matrix Spike Duplicates

Matrix spike (MS) and matrix spike duplicate (MSD) samples were reviewed for each matrix as applicable. Percent recoveries (%R) and relative percent differences (RPD) were within QC limits with the following exceptions:

Spike ID (Associated Samples)	Compound	MS (%R) (Limits)	MSD (%R) (Limits)	RPD (Limits)	Affected Compound	Flag	A or P
IS-SIDEWALL-CMS/MSD (IS-SIDEWALL-C)	Aroclor-1016	320 (54-132)	-	100 (≤36)	Aroclor-1016 Aroclor-1221 Aroclor-1232	J (all detects) J (all detects) J (all detects)	A
IS-SIDEWALL-CMS/MSD (IS-SIDEWALL-C)	Aroclor-1260	160 (62-129)	132 (62-129)	-	Aroclor-1242 Aroclor-1248 Aroclor-1254 Aroclor-1260	J (all detects) J (all detects) J (all detects) J (all detects)	A

VIII. Laboratory Control Samples (LCS)

Laboratory control samples were reviewed for each matrix as applicable. Percent recoveries (%R) were within QC limits.

IX. Regional Quality Assurance and Quality Control

Not applicable.

X. Florisil Cartridge Check

Florisil cleanup was not reviewed in this SDG.

XI. GPC Calibration

GPC cleanup was not reviewed in this SDG.

XII. Target Compound Identification

Raw data were not reviewed for this SDG.

XIII. Compound Quantitation

Raw data were not reviewed for this SDG.

XIV. Overall Assessment of Data

Data flags are summarized at the end of this report if data has been qualified.

XV. Field Duplicates

No field duplicates were identified in this SDG.

SMMUSD Malibu
Polychlorinated Biphenyls - Data Qualification Summary - SDG 440-97773-1

SDG	Sample	Compound	Flag	A or P	Reason
440-97773-1	IS-SIDEWALL-C	Aroclor-1016 Aroclor-1221 Aroclor-1232	J (all detects) J (all detects) J (all detects)	A	Matrix spike/Matrix spike duplicate (%R)(RPD)
440-97773-1	IS-SIDEWALL-C	Aroclor-1242 Aroclor-1248 Aroclor-1254 Aroclor-1260	J (all detects) J (all detects) J (all detects) J (all detects)	A	Matrix spike/Matrix spike duplicate (%R)

SMMUSD Malibu
Polychlorinated Biphenyls - Laboratory Blank Data Qualification Summary - SDG 440-97773-1

No Sample Data Qualified in this SDG

SMMUSD Malibu
Polychlorinated Biphenyls - Field Blank Data Qualification Summary - SDG 440-97773-1

No Sample Data Qualified in this SDG

LDC #: 33436F3b

SDG #: 440-97773-1

Laboratory: Test America, Inc.

VALIDATION COMPLETENESS WORKSHEET

Level III

Date: 1-13-15

Page: 1 of 1

Reviewer: [illegible]

2nd Reviewer: [illegible]

METHOD: GC Polychlorinated Biphenyls (EPA SW846 Method 8082)

The samples listed below were reviewed for each of the following validation areas. Validation findings are noted in attached validation findings worksheets.

	Validation Area		Comments
I.	Technical holding times	A	Sampling dates: 12/24/14
II.	GC Instrument Performance Check	N	
III.	Initial calibration	A	r2
IV.	Continuing calibration/ICV	A	CCV/ICV ≤ 20
V.	Blanks	A	
VI.	Surrogate spikes	A	
VII.	Matrix spike/Matrix spike duplicates	SW	
VIII.	Laboratory control samples	A	LCS
IX.	Regional quality assurance and quality control	N	
X.	Florisil cartridge check	N	
XI.	GPC Calibration	N	
XII.	Target compound identification	N	
XIII.	Compound quantitation/RL/LOQ/LODs	N	
XIV.	Overall assessment of data	A	
XV.	Field duplicates	N	
XVI.	Field blanks	N	

Note: A = Acceptable; N = Not provided/applicable; SW = See worksheet; ND = No compounds detected; R = Rinsate; FB = Field blank; D = Duplicate; TB = Trip blank; EB = Equipment blank

Validated Samples: Soil

1	IS-SIDEWALL-C	11		21		31	
2	IS-SIDEWALL-CMS	12		22		32	
3	IS-SIDEWALL-CMSD	13		23		33	
4		14		24		34	
5		15		25		35	
6		16		26		36	
7		17		27		37	
8		18		28		38	
9		19		29		39	
10		20	MB 280-258758	30		40	

Notes: _____

VALIDATION FINDINGS WORKSHEET

METHOD: Pesticide/PCBs (EPA SW 846 Method 8081/8082)

A. alpha-BHC	I. Dieldrin	Q. Endrin ketone	Y. Aroclor-1242	GG. Chlordane
B. beta-BHC	J. 4,4'-DDE	R. Endrin aldehyde	Z. Aroclor-1248	HH. Chlordane (Technical)
C. delta-BHC	K. Endrin	S. alpha-Chlordane	AA. Aroclor-1254	II. oxy-Chlordane
D. gamma-BHC	L. Endosulfan II	T. gamma-Chlordane	BB. Aroclor-1260	JJ. Mirex
E. Heptachlor	M. 4,4'-DDD	U. Toxaphene	CC. 2,4'-DDD	KK.
F. Aldrin	N. Endosulfan sulfate	V. Aroclor-1016	DD. 2,4'-DDE	LL.
G. Heptachlor epoxide	O. 4,4'-DDT	W. Aroclor-1221	EE. 2,4'-DDT	MM.
H. Endosulfan I	P. Methoxychlor	X. Aroclor-1232	FF. Hexachlorobenzene	NN.

Notes:_____

LDC #: 33436F3b

VALIDATION FINDINGS WORKSHEET
Matrix Spike/Matrix Spike Duplicates

Reviewer: 9m
2nd Reviewer: [illegible]

METHOD: GC Pesticides/PCBs (EPA SW 846 Method 8081/8082)

Please see qualifications below for all questions answered "N". Not applicable questions are identified as "N/A".

(Y) N N/A Were a matrix spike (MS) and matrix spike duplicate (MSD) analyzed for each matrix in this SDG?
(Y) N N/A Was a MS/MSD analyzed every 20 samples for each matrix or whenever a sample extraction was performed?
Y (N) N/A Were the MS/MSD percent recoveries (%R) and the relative percent differences (RPD) within the QC limits?

#	Date	MS/MSD ID	Compound	MS %R (Limits)	MSD %R (Limits)	RPD (Limits)	Associated Samples	Qualifications
		2/3	V	320 (54-132)	( )	100 (36)	1	Jdets/A
		↓	BB	160 (62-129)	132 (62-129)	( )	↓	↓
				( )	( )	( )		(AA = Def)
				( )	( )	( )		(V,W,X,Y,Z,BB = ND)
				( )	( )	( )		
				( )	( )	( )		
				( )	( )	( )		
				( )	( )	( )		
				( )	( )	( )		
				( )	( )	( )		
				( )	( )	( )		
				( )	( )	( )		
				( )	( )	( )		
				( )	( )	( )		
				( )	( )	( )		
				( )	( )	( )		
				( )	( )	( )		
				( )	( )	( )		
				( )	( )	( )		
				( )	( )	( )		
				( )	( )	( )		
				( )	( )	( )		
				( )	( )	( )		
				( )	( )	( )		
				( )	( )	( )		
				( )	( )	( )		
				( )	( )	( )		
				( )	( )	( )		
				( )	( )	( )		
				( )	( )	( )		
				( )	( )	( )		
				( )	( )	( )		

Appendix E

Non-Hazardous Manifests

NON-HAZARDOUS WASTE MANIFEST

1. Generator ID Number	2. Page 1 of	3. Emergency Response Phone	4. Waste Tracking Number
	1	714-362-5791	CCL - 2160 - 001

GENERATOR

5. Generator's Name and Mailing Address

Santa Monica - Malibu Unified School District
1651 Sixteenth Street, Santa Monica, California 90404
Generator's Phone: (310) 450-8338 Attn: Terry Kambayashi

Generator's Site Address (if different than mailing address)

Malibu High School
30215 Morning View Drive, Malibu, California 90265

6. Transporter 1 Company Name

Athens Services (888) 336-6100

U.S. EPA ID Number

7. Transporter 2 Company Name

U.S. EPA ID Number

8. Designated Facility Name and Site Address

Chiquita Canyon Landfill
29201 Henry Mayo Drive, Castaic, California 91384
Facility's Phone: (661) 257-3655

U.S. EPA ID Number

	9. Waste Shipping Name and Description	10. Containers No.	10. Containers Type	11. Total Quantity	12. Unit Wt./Vol.	
	1. Non-Hazardous Soil	001	CM	10	Y	8.86 Tons
	2.					
	3.					
	4.					

13. Special Handling Instructions and Additional Information

Soil: 99 -100%
PCBs: < 1.5 ppm
Debris: 0 - 1%

CCL Profile No.: CCL-14-243 Acct. No. 1179 Rule 1166 VOC Soil: Yes ___ No X

Wear appropriate Personal Protective Equipment as necessary

Wt# 01-00682300

14. GENERATOR'S/OFFEROR'S CERTIFICATION: I hereby declare that the contents of this consignment are fully and accurately described above by the proper shipping name, and are classified, packaged, marked and labeled/placarded, and are in all respects in proper condition for transport according to applicable international and national governmental regulations.

Generator's/Offeror's Printed/Typed Name: EDUARDO SOLIZ (on behalf of SMMUSD) Signature: [signature] Month: 12 Day: 24 Year: 14

INT'L

15. International Shipments ☐ Import to U.S. ☐ Export from U.S. Port of entry/exit:

Transporter Signature (for exports only): Date leaving U.S.:

TRANSPORTER

16. Transporter Acknowledgment of Receipt of Materials

Transporter 1 Printed/Typed Name: Pablo Mendez Signature: [signature] Month: 12 Day: 24 Year: 14

Transporter 2 Printed/Typed Name: Signature: Month: Day: Year:

DESIGNATED FACILITY

17. Discrepancy

17a. Discrepancy Indication Space ☐ Quantity ☐ Type ☐ Residue ☐ Partial Rejection ☐ Full Rejection

Manifest Reference Number:

17b. Alternate Facility (or Generator) U.S. EPA ID Number

Facility's Phone:

17c. Signature of Alternate Facility (or Generator) Month: Day: Year:

18. Designated Facility Owner or Operator: Certification of receipt of materials covered by the manifest except as noted in Item 17a

Printed/Typed Name: Signature: Month: Day: Year:

169-BLC-O 6 10498 (Rev. 9/09)

TRANSPORTER #2

(661)297-3655
CHIQUITA CANYON LANDFILL
29201 Henry Mayo Dr
Castaic, CA 91384

Weighed: Rosa I
Deposit: Rosa I
Bill TO: 1173
INNOVATIVE CONST. SOLUTIONS

Vehicle ID: ICS
Reference: 14-243
PO Number: CCI 23bd 001

Origin: SANTA MONICA
DATE IN: 12/24/2014 TIME IN: 12:15:03
DATE OUT: 12/24/2014 TIME OUT: 13:08:31

INBOUND TICKET Number: 01 00862300

SCALE 2 GROSS WT.	47680 LB
SCALE 1 TARE WT.	29880 LB
NET WEIGHT	17720 LB

Qty	Description	Amount
8.86	Soil - Non Hazardous	

X PABLO

(Driver Signature)

This is to certify that this load does not contain any hazardous materials, medical waste or liquids of any type.

WEIGHMASTER CERTIFICATE

THIS IS TO CERTIFY that the following described commodity was weighed, measured, or counted by a weighmaster, whose signature is on this certificate, who is a recognized authority of accuracy, as prescribed by Chapter 7 (commencing with Section 12700) of Division 5 of the California Business and Professions Code) administered by the Division of Measurement Standards of the California Department of Food and Agriculture.

NON-HAZARDOUS WASTE MANIFEST

1. Generator ID Number	2. Page 1 of	3. Emergency Response Phone	4. Waste Tracking Number
	1	714-362-5791	CCL - 2160 - 007

GENERATOR

5. Generator's Name and Mailing Address

Santa Monica - Malibu Unified School District
1651 Sixteenth Street, Santa Monica, California 90404
Generator's Phone: (310) 450-8338 Attn: Terry Kamibayashi

Generator's Site Address (if different than mailing address)

Malibu High School
30215 Morning View Drive, Malibu, California 90265

6. Transporter 1 Company Name — U.S. EPA ID Number

Athens Services (888) 336-6100

7. Transporter 2 Company Name — U.S. EPA ID Number

8. Designated Facility Name and Site Address — U.S. EPA ID Number

Chiquita Canyon Landfill
29201 Henry Mayo Drive, Castaic, California 91384
Facility's Phone: (661) 257-3655

	9. Waste Shipping Name and Description	10. Containers No.	10. Containers Type	11. Total Quantity	12. Unit Wt./Vol.	
1.	Non-Hazardous Soil	001	CM	10	Y	8.05 Tons
2.						
3.						
4.						

13. Special Handling Instructions and Additional Information

Soil: 99 -100%
PCBs: < 1.5 ppm
Debris: 0 - 1%
CCL Profile No.: CCL-14-243 Acct. No.: 1179 Rule 1166 VOC Soil: Yes ___ No X
Wear appropriate Personal Protective Equipment as necessary

Wt# 01-00682301

14. GENERATOR'S/OFFEROR'S CERTIFICATION: I hereby declare that the contents of this consignment are fully and accurately described above by the proper shipping name, and are classified, packaged, marked and labeled/placarded, and are in all respects in proper condition for transport according to applicable international and national governmental regulations.

Generator's/Offeror's Printed/Typed Name — Signature — Month 12 Day 24 Year 19

(on behalf of SMMUSD)

INT'L

15. International Shipments ☐ Import to U.S. ☐ Export from U.S. Port of entry/exit:

Transporter Signature (for exports only): Date leaving U.S.:

TRANSPORTER

16. Transporter Acknowledgment of Receipt of Materials

Transporter 1 Printed/Typed Name: Pablo mendez — Signature — Month 12 Day 24 Year 19

Transporter 2 Printed/Typed Name — Signature — Month Day Year

DESIGNATED FACILITY

17. Discrepancy

17a. Discrepancy Indication Space ☐ Quantity ☐ Type ☐ Residue ☐ Partial Rejection ☐ Full Rejection

Manifest Reference Number:

17b. Alternate Facility (or Generator) — U.S. EPA ID Number

Facility's Phone:

17c. Signature of Alternate Facility (or Generator) — Month Day Year

18. Designated Facility Owner or Operator: Certification of receipt of materials covered by the manifest except as noted in Item 17a

Printed/Typed Name — Signature — Month Day Year

169-BLC-O 6 10498 (Rev. 9/09)

TRANSPORTER #2

(661)257-3055
CHIQUITA CANYON LANDFILL
29201 Henry Mayo Dr
Castaic, CA 91384

Weighed: Rosa I
Deposit: Rosa I
BILL TO: 1179
INNOVATIVE CONST. SOLUTIONS

Vehicle ID: 165
Reference: 14-243
PO Number: CCL 2100-002

Origin: MALIBU
DATE IN: 12/24/2014 TIME IN: 12:17:22
DATE OUT: 12/24/2014 TIME OUT: 13:10:25

INBOUND TICKET Number: 01 00682301

SCALE 2 GROSS WT.	30580	LB
SCALE 1 TARE WT.	14480	LB
NET WEIGHT	16100	LB

Qty	Description	Amount
8.05	Soil Non Hazardous	

X

(Driver Signature)

This is to certify that this load does not contain any hazardous materials, medical waste or liquids of any type.

WEIGHMASTER CERTIFICATE

THIS IS TO CERTIFY that the following described commodity was weighed, measured, or counted by a weighmaster, whose signature is on this certificate, who is a recognized authority of accuracy, as prescribed by Chapter 7 (commencing with Section 12700) of Division 5 of the California Business and Professions Code), administered by the Division of Measurement Standards of the California Department of Food and Agriculture.

NON-HAZARDOUS WASTE MANIFEST

1. Generator ID Number

2. Page 1 of 1

3. Emergency Response Phone: 714-362-5791

4. Waste Tracking Number: CCL - 2160 - 03

GENERATOR

5. Generator's Name and Mailing Address

Santa Monica - Malibu Unified School District
1651 Sixteenth Street, Santa Monica, California 90404
Generator's Phone: (310) 450-8338 Attn: Terry Kamabayashi

Generator's Site Address (if different than mailing address)

Malibu High School
30215 Morning View Drive, Malibu, California 90265

6. Transporter 1 Company Name: Athens Services (888) 336-6100

U.S. EPA ID Number:

7. Transporter 2 Company Name:

U.S. EPA ID Number:

8. Designated Facility Name and Site Address

Chiquita Canyon Landfill
29201 Henry Mayo Drive, Castaic, California 91384
Facility's Phone: (661) 257-3655

U.S. EPA ID Number:

	9. Waste Shipping Name and Description	10. Containers No.	10. Containers Type	11. Total Quantity	12. Unit Wt./Vol.	
1.	Non-Hazardous Soil	001	CM	10	T	5.65 Tons
2.						
3.						
4.						

13. Special Handling Instructions and Additional Information

Soil: 99 -100%
PCBs: < 1.5 ppm
Debris: 0 - 1%
CCL Profile No.: CCL-14-243 Acct. No.: 1179 Rule 1166 VOC Soil: Yes ___ No X
Wear appropriate Personal Protective Equipment as necessary

Wt# 01-00682543

14. GENERATOR'S/OFFEROR'S CERTIFICATION: I hereby declare that the contents of this consignment are fully and accurately described above by the proper shipping name, and are classified, packaged, marked and labeled/placarded, and are in all respects in proper condition for transport according to applicable international and national governmental regulations.

Generator's/Offeror's Printed/Typed Name: [illegible] (on behalf of SMMUSD) Signature: [signature] Month: 12 Day: 26 Year: 14

INT'L

15. International Shipments ☐ Import to U.S. ☐ Export from U.S. Port of entry/exit:

Transporter Signature (for exports only): Date leaving U.S.:

TRANSPORTER

16. Transporter Acknowledgment of Receipt of Materials

Transporter 1 Printed/Typed Name: Jose Salcido Signature: [signature] Month: 12 Day: 26 Year: 14

Transporter 2 Printed/Typed Name: Signature: Month: Day: Year:

DESIGNATED FACILITY

17. Discrepancy

17a. Discrepancy Indication Space ☐ Quantity ☐ Type ☐ Residue ☐ Partial Rejection ☐ Full Rejection

Manifest Reference Number:

17b. Alternate Facility (or Generator)

U.S. EPA ID Number:

Facility's Phone:

17c. Signature of Alternate Facility (or Generator) Month: Day: Year:

18. Designated Facility Owner or Operator: Certification of receipt of materials covered by the manifest except as noted in Item 17a

Printed/Typed Name: [illegible] Signature: [signature] Month: 12 Day: 26 Year: 14

169-BLC-O 6 10498 (Rev. 9/09)

TRANSPORTER #2

(661)257-3656
CHIQUITA CANYON LANDFIL
29201 Henry Mayo Dr
Castaic, CA 91384

Weighed: D Landeros
Deposit: D Landeros
BILL TO: 1179
INNOVATIVE CONST. SOLUTIONS

Vehicle ID: DCS-
Reference: 14243
PO Number: DCL 2160

Origin: MALIBU
DATE IN: 12/26/2014 TIME IN: 08:53:36
DATE OUT: 12/26/2014 TIME OUT: 09:23:58

INBOUND TICKET Number: 01 00682543

SCALE 2 GROSS WT.	40880	LB
SCALE 1 TARE WT.	29580	LB
NET WEIGHT	11300	LB

Qty	Description	Amount
5.65	Soil - Non Hazardous	

X José J. Salcedo

(Driver Signature)

This is to certify that this load does not contain any hazardous materials, medical waste or liquids of any type.

WEIGHMASTER CERTIFICATE:

THIS IS TO CERTIFY that the following described commodity was weighed, measured, or counted by a weighmaster, whose signature is on this certificate, who is a recognized authority of accuracy, as prescribed by Chapter 7 (commencing with Section 12700) of Division 5 of the California Business and Professions Code), administered by the Division of Measurement Standards of the California Department of Food and Agriculture.

HAZARDOUS MATERIALS SURVEY REPORT
Juan Cabrillo Elementary School – Demolition Project

January 15, 2020

Prepared For:

Santa Monica-Malibu Unified School District
2828 West 4th Street
Santa Monica, CA 90405

NV5 – Alta Environmental
3777 Long Beach Blvd, Annex Building
Long Beach, CA 90807
Phone: 562.495.5777

444720-0009850.00

EXECUTIVE SUMMARY

At the request of Santa Monica-Malibu Unified School District, Alta Environmental, LP an NV5 company (Alta/NV5) conducted a limited Asbestos and Lead Paint Survey at Juan Cabrillo Elementary School Located in Malibu, California. The survey was performed in anticipation of a demolition project that will take place at the site. Our Certified Asbestos Consultant and Certified Lead Inspector/Assessor conducted the following activities in areas affected by the scope of work to document the project:

- Initial investigation to locate suspect ACM;
- Initial investigation to locate suspect LBP;
- Investigation to locate suspect PCB containing light ballasts and fluorescence light tubes;
- Physical assessment of suspect materials;
- Collection of bulk samples from suspect materials; and
- Laboratory analysis of all collected samples.

Alta Environmental recommends that any damaged asbestos materials be removed, repaired, encapsulated or enclosed. Asbestos materials that are not damaged may be managed in place with a good operations and maintenance (O&M) program.

Alta Environmental recommends an O&M program for the identified LBP in good condition. Abatement (e.g., stabilization) is recommended for damaged LBP, or if materials noted as being in good condition should change in condition. Abatement is also recommended for paints impacted by renovation and/or demolition activities.

TABLE OF CONTENTS

1.0 Introduction 1
2.0 Project Background 1
3.0 Scope Of Work 1
4.0 Methodology 2
4.1 Asbestos 2
4.2 Lead 2
4.3 Polychlorinated Biphenyls (Pcb) In Lighting Equipment 2
4.4 Mercury In Flourescent Light Tubes/Batteries 3
4.5 Refrigerant/Gases 3
5.0 Results 3
5.1 Asbestos 3
5.2 Lead 6
6.0 Conclusions And Recommendations 8
6.1 Asbestos 8
6.2 Lead 9
6.3 Polychlorinated Biphenyls (Pcbs) In Lighting Equipment 10
6.4 Mercury In Florescence Light Tubes/Batteries/Thermostats 10
6.5 Refrigerants/Gases 11
7.0 Assumptions And Limitations 11
8.0 Signatory 12

Appendices

Appendix A: Material Inventory: Asbestos, Lead and Universal Waste

Appendix B: Laboratory Analytical Report: Asbestos and Lead

Appendix C: Sample Location Maps: Asbestos and Lead

Appendix D: Employee Certifications

Appendix E: Historical Surveys and Data

1.0 INTRODUCTION

Intermittently from October 26, 2020 to January 13, 2021, Alta Environmental, LP an NV5 company (Alta/NV5) conducted a hazardous materials investigation for the presence of asbestos-containing materials (ACM), lead-based paint (LBP) and other pertinent universal waste at Juan Cabrillo Elementary School located at 30237 Morning View Drive, Malibu, CA 90265.

2.0 PROJECT BACKGROUND

The Santa Monica Malibu Unified School District (District), retained Alta/NV5 for this investigation. Randy Flores and Jorge Robles, both Cal/OSHA Certified Site Surveillance Technicians (CSST) and California Department of Public Health (CDPH) Certified Lead Sampling Technicians employed by Alta/NV5, as well as Carbany Becerril, also a California Department of Public Health (CDPH) Certified Lead Sampling Technician, conducted the sampling. Previous asbestos and lead survey data and Alta/NV5's AHERA 3-year re-inspection report dated August 18, 2017 were used during this survey. Data from these reports has been incorporated into this current survey report.

3.0 SCOPE OF WORK

The survey included the performance of the following activities as part of the project. Destructive testing was not utilized as part of the survey.

- Initial investigation to locate suspect ACM;
- Initial investigation to locate suspect LBP;
- Investigation to locate suspect PCB containing light ballasts and fluorescence light tubes;
- Physical assessment of suspect materials;
- Collection of bulk samples from suspect materials; and
- Laboratory analysis of all collected samples.

The buildings involved in this project consist of buildings A, B, C, D, E, F, G (MPR), H (Cottage A, I (Cottage B), Portable buildings C1-C5 and the Boy's and Girl's club.

Due to the non-destructive nature of the survey, the following areas were unable to be accessed at the time of the survey:

- Underneath cabinetry in all permanent buildings. Older floor tile and mastic may be present under cabinetry. These areas should be assessed after the buildings have been vacated and before the demolition process begins.
- Wall cavities. Pipe insulation was not observed in most of the buildings surveyed. However, wall cavities containing plumbing should be inspected for the presence of pipe insulation after the buildings have been vacated and before the demolition process begins.

4.0 METHODOLOGY

4.1 ASBESTOS

The sampling was conducted using guidelines set forth in *Federal Register 40 CFR Part 763*. Alta Environmental conducted an initial walkthrough of the site to develop a listing and sampling scheme of suspect materials. Samples were placed in sealable sample containers and assigned a unique sample identification number.

Bulk samples collected from the subject site were subsequently analyzed by polarized light microscopy (PLM) for asbestos content in accordance with the United States Environmental Protection Agency's (USEPA) *Determination of Asbestos in Bulk Building Materials: EPA/600/R-93/116, July 1993*, at AQ Environmental Labs, a laboratory accredited by the National Voluntary Laboratory Accreditation Program and located in Signal Hill, California.

Based on the requirements of the USEPA as set forth in *40 CFR 763*, a homogeneous area is defined as "an area of surfacing material, thermal system insulation material or miscellaneous material that is uniform in color and texture." Furthermore, the regulation requires that a minimum number of samples be collected from each identified homogeneous area. If one sample in a homogeneous area is found to contain asbestos, the entire homogeneous area is considered asbestos-containing.

It is possible that one sample out of a set of samples collected from a homogeneous area can be positive for asbestos and the remaining samples in the homogeneous area are negative. However, the entire area must be considered asbestos-containing.

Caution is advised in interpreting results provided herein.

The limited survey was conducted to identify hazardous materials (asbestos and lead). The investigation did not include destructive testing (i.e., the opening of wall and ceiling cavities) and was limited to accessible areas. Prior to renovation or demolition, materials not identified in this report or materials subsequently discovered through destructive sampling should be tested for the presence of asbestos. An investigation below soil grade was outside the scope of this project, and additional material such as asbestos-cement pipes, electrical wiring insulation, or other materials may subsequently be discovered.

4.2 LEAD

Paint chips were collected to determine the weight percent concentration of lead in the painted surfaces. Paint chip samples were collected for construction safety as defined by *Title 8 CCR Section 1532.1*. Paint chip sample analysis was conducted by EPA Method SW846/7420 at AQ Environmental Labs, a laboratory accredited by the Environmental Laboratory Accreditation Program and located in Signal Hill, California.

4.3 POLYCHLORINATED BIPHENYLS (PCB) IN LIGHTING EQUIPMENT

During the inspection, a representative number of fluorescent light fixtures and their associated ballasts were inspected for labeling regarding PCBs. Other mechanical systems that may contain PCBs were also noted and are documented in the results section below.

4.4 MERCURY IN FLOURESCENT LIGHT TUBES/BATTERIES/THERMOSTATS

Fluorescent light tubes, as well as any mercury-containing switches/gauges were inspected, categorized, and quantified. Additionally, the site was inspected for the presence of any battery devices which may need special disposal.

4.5 REFRIGERANT/GASES

Equipment in which any refrigerants, gases or liquid requiring special handling may have been used were also catalogued during this inspection.

5.0 RESULTS

5.1 ASBESTOS

If any materials were found to contain greater than one-tenth of one percent of asbestos by weight as determined by the PLM method of analysis, Cal/OSHA mandates that the material(s) be treated as an asbestos-containing construction material (ACCM) subject to regulation under *CCR Title 8, Section 1529*.

If any materials were found to contain more than one percent asbestos by weight as determined by the PLM method of analysis, the USEPA mandates that the material(s) be treated as ACM, subject to regulation under *40 CFR 61*.

The following materials were found to be asbestos-containing/ACCM:

Buildings A, B, C, D, E, F

Residual floor tile and mastic	NA	Potentially under cabinetry	ASSUMED	1,000 SF
Pipe elbow insulation	NA	Potentially in wall cavities where plumbing is located	ASSUMED	250 LF

Building A

Material	Sample No.	Material Location	Asbestos Content	Quantity
Drywall joint compound	A-12, A-13, A-14, A-15, A-16, A-17, A-18	All Interior walls, south center office restroom, south electrical room and work room	2% Chrysotile	8,000 SF

Material	Sample No.	Material Location	Asbestos Content	Quantity
3" TSI pipe	A-40, A-41, A-42	Above damaged ceiling in janitor's closet (maybe be present in wall and ceiling cavities	25% Chrysotile	250 LF
Stucco	Previously sampled	Exterior walls	<0.1% - < 1.0 % Chrysotile	5,000 SF

Building B

Material	Sample No.	Material Location	Asbestos Content	Quantity
Stucco	Previously sampled	Exterior walls	3% Chrysotile	7,000 SF
Sink undercoating	Previously sampled	Under sinks in classrooms	25-30% Chrysotile	20 SF
Chalkboard and mastic	NA	All rooms	ASSUMED	200 SF
Mirror mastic	NA	Restrooms	ASSUMED	100 SF
Non-skid flooring	B-30, B-31, B-32	SW of room 1 – exterior	10% Chrysotile	30 SF
9" tan floor tile	B-33, B-34, B35	Mechanical room 117 and room 4 closet	10% Chrysotile	20 SF

Building C

Material	Sample No.	Material Location	Asbestos Content	Quantity
Sink undercoating	Previously sampled	Under sinks in classrooms	25-30% Chrysotile	20 SF
Chalkboard and mastic	NA	All rooms	ASSUMED	200 SF
Mirror mastic	NA	Restrooms	ASSUMED	100 SF

Building D

Material	Sample No.	Material Location	Asbestos Content	Quantity
Drywall w/joint compound	Previously sampled	Room 12-15 and restrooms, heater closets and electrical closets	2% Chrysotile	3,700 SF
Sink undercoating	Previously sampled	Under sinks in classrooms	25-30% Chrysotile	40 SF
12" Reddish brown floor tile and mastic	Previously sampled	Classroom 13 (assumed under new 12" floor tile)	2-10% Chrysotile	900 SF

Building E

Material	Sample No.	Material Location	Asbestos Content	Quantity
Rough plaster walls	Previously sampled	Reading room, audio visual, workroom, office, electrical, closet, in mechanical room	<1% Chrysotile*	2,500 SF
Sink undercoating	Previously sampled	Under sinks in classrooms	25-30% Chrysotile	5 SF
Stucco	Previously sampled	Exterior walls	2% Chrysotile	5,000 SF
Chalkboard and mastic	NA	All classrooms	ASSUMED	200 SF
9" Tan floor tile and mastic	Previously sampled	Work room (assumed under new floor tile)	30-40% Chrysotile	180 SF

Building F

Material	Sample No.	Material Location	Asbestos Content	Quantity
White door caulk	F-7, F-8, F-9	Doors	<1% Chrysotile*	500 LF

Material	Sample No.	Material Location	Asbestos Content	Quantity
Sink undercoating	Previously sampled	Under sinks in classrooms	25-30% Chrysotile	40 SF
Chalkboard and mastic	NA	All classrooms	ASSUMED	200 SF
Stucco	Previously sampled	Exterior walls and ceilings	2% Chrysotile	12,000 SF
9" floor tile and mastic	Previously sampled	Heater rooms	Positive	200 SF

Building H and I (Cottage A and B)

Material	Sample No.	Material Location	Asbestos Content	Quantity
Roof mastic	Previously sampled	Roof	5% Chrysotile	3 SF

*In the absence of 1,000 point count analysis, this material must be handled and disposed of as asbestos-containing (> 1%).

The results for all other materials sampled in this current survey and previous surveys were reported as "none detected," based on the limitations of the analytical method. Please refer to the Material Inventory (Appendix A) and Appendix E for a complete listing of materials sampled.

5.2 LEAD

Currently, the State of California, HUD and the USEPA define LBP as paint or other surface coating with lead content equal to or greater than 5,000 parts per million (ppm) by paint chip analysis. The following are painted surfaces with results equal to or greater than 5,000 ppm of lead as tested by paint chip analysis. These surfaces are subject to regulation by the CDPH and the USEPA.

Component	Sample No.	Substrate	Paint Color	Material Location	Results (ppm)
Ceramic wall tile and fixtures	NA	Ceramic	Various	All-buildings – restrooms and kitchens	ASSUMED*
Arcade pole	C-L3	Metal	Blue	Building C	89,000

Arcade ceiling	D-L8	Wood	White	Building D – Exterior	10,000

**For the purposes of the survey, ceramic wall and floor tile, as well as ceramic fixtures, are assumed to contain lead in regulated amounts. Since this project is a demolition, no stabilization will be needed for these components. Only a waste stream analysis of the building debris will need to be performed following demolition to characterize the waste.*

The following are results of painted surfaces with any detectable levels of lead in paint below 5,000 ppm that were determined by paint chip sampling. When disturbed for construction purposes these surfaces are subjected to Cal/OSHA exposure assessment requirements set forth in *Title 8 CCR, Section 1532.1(d)*. This regulation requires initial employee exposure monitoring to evaluate work exposure during work that disturbs paint with any detectable level of lead. If airborne lead levels are above the established Cal/OSHA action limit or permissible exposure limit, additional monitoring and respiratory protection are required.

Building A

- Utility piping- metal-white
- Wall-drywall-white
- Door frame-metal-blue

Building B

- Z-flashing-metal-light blue
- Roof flashing-metal-blue
- Arcade ceiling-wood-white
- Roof vent-metal-white
- Window sill (exterior)-wood-blue
- Window frame-wood-blue
- Wall-drywall-white
- Wall-wood-white

Building C

- Wall-stucco-light blue
- Ceiling arcade-wood-white
- Window frame-wood-blue
- Cabinet-wood-blue
- Windowsill-wood-blue
- Wall-wood-blue

Building D

- Wall-drywall-white

- Window frame-metal-blue
- Arcade pole-metal-blue
- Rain spout-metal-blue
- Utility piping-metal-light blue
- Cabinets-wood-blue

Building E

- Wall-stucco-light blue
- Wall-brick-light blue
- Arcade pole-metal-blue
- Door/door frame-metal-blue
- Door/door frame-metal-white
- Door/door frame-wood-blue
- Door frame/window frames-wood-blue
- Window frame-wood-white
- Wall-plaster-tan
- Wall-plaster-white

Building F

- Arcade support pole-metal-blue
- Wall-fiberboard-white

Building H Cottage A)

- Frame door-wood-blue

Building I (Cottage B)

- Flashing-metal-blue

MPR Building (Building G)

- Table mount-metal-white
- Door frame-metal-blue

6.0 CONCLUSIONS AND RECOMMENDATIONS

6.1 ASBESTOS

Asbestos-containing materials (ACM) were discovered during course of this inspection. Refer to Section 5 in this report for a summary of ACMs. If, during the course of this project, materials are found or added to the scope of

work that are not listed in this report as being sampled, they must be treated as asbestos-containing until subsequent sampling and laboratory analysis prove otherwise.

Materials assumed to contain asbestos in this report should be properly sampled and analyzed by or under the direction of a Certified Asbestos Consultant to determine asbestos content prior to construction, demolition or renovation. These materials were inaccessible for sampling during this inspection or would be substantially damage by such sampling.

Any damaged asbestos materials should be removed, repaired, encapsulated or enclosed. The USEPA requires that all asbestos materials be removed prior to any renovation or demolition activities that may impact the material. The USEPA recommends that a proactive, management- in-place program be developed and implemented whenever asbestos is discovered in a building. Asbestos materials that are not damaged may be managed in place with a good operations and maintenance (O&M) program.

Certain notification requirements apply to owners of buildings constructed prior to 1979 where asbestos is known to be present. California Health and Safety Code 25915-25915.7 requires that all employees working within a building known to contain asbestos be informed, in writing, initially and annually thereafter of its presence, location, procedures and handling restrictions, results for any sampling conducted in the building and potential health risks of asbestos. In addition, notification shall be provided to contractors, maintenance workers or others.

One hundred square feet or more of materials containing greater than 1/10th of one percent asbestos must be properly removed by a licensed asbestos abatement contractor using isolation control methods and disposed of appropriately. Workers handling materials containing asbestos must be properly trained and must wear the appropriate personal protective equipment (PPE).

Furthermore, when asbestos is present in any amount, be advised that certain provisions of Cal-OSHA regulation Title 8 Section 1529 still apply. These include, but are not limited to, exposure assessments, air monitoring, hazard communication, prohibitions and work practices, such as wet methods and HEPA vacuuming.

6.2 LEAD

Lead-based paint was reported during this inspection. Refer to Section 5 in this report for a summary of LBP.

An O&M program is recommended to properly manage-in-place identified or assumed LBP until the buildings are demolished. An O&M program is a set of measures designed to reduce lead exposure to humans and the environment. Such measures may include specialized cleaning, repairs, maintenance, painting, temporary containment, education programs, and on-going visual monitoring by owners and/or reevaluations by risk assessors. An initial evaluation of potential LBP and hazards by a certified inspector/assessor is recommended for successful implementation of an O&M program.

Workers handling Lead-Based Paint or Lead-Containing Paint must be have appropriate Lead Training and must wear the appropriate personal protective equipment.

Waste generated during removal or demolition of LBP components must be properly segregated into separate waste streams. Each waste stream should be randomly sampled and each sample analyzed for lead by the California Waste Extraction Test for comparison to the Total Threshold Limit Concentration (TTLC), and Soluble

Threshold Limit Concentration (STLC) and by Toxicity Characteristic Leaching Procedure (TCLP) as required, to determine the final disposition of the waste.

Disturbances of paints and/or component with any detectable amount of lead are subject to regulation under *Title 8 CCR, Section 1532.1 (d)*. These requirements include awareness training, and monitoring to determine worker exposure. This regulation requires initial and on-going (if necessary) employee exposure monitoring to evaluate lead work exposure that disturbs paint with any detectable level of lead. Alta Environmental suggests that engineering controls, respiratory protection and personal protective equipment be employed during any project that disturbs painted surfaces.

All other painted surfaces not listed above are considered lead-containing until confirmatory paint chip sampling proves otherwise.

6.3 POLYCHLORINATED BIPHENYLS (PCBS) IN LIGHTING EQUIPMENT

Quantities of light ballasts observed during the survey are listed in Appendix A.

Prior to demolition work, the light fixtures must be dismantled and the ballast exposed so that the label on each light ballast can be examined. If a label is missing or is not clearly labeled “No PCB” by the manufacture, the unit must be assumed to contain PCBs.

All ballasts assumed to contain PCB’s shall be removed intact and in a non-destructive manner. Ballasts shall be packaged and disposed of in accordance with Title 22 of the California Code of Regulations, Sections 66243, et seq., and Sections 25157.8, et al, of the California Health and Safety Code.

Any ballasts that are observed to be leaking shall be properly containerized and disposed of in accordance with 40 CFR 761.

In addition, any impacted electrical panels or other appropriate machinery should be assumed to contain some form of PCB oil and should be disposed of accordingly.

6.4 MERCURY IN FLORESCENCE LIGHT TUBES/BATTERIES/THERMOSTATS

Quantities of light tubes, exit signs and thermostats observed during the survey are listed in Appendix A.

All light tubes from this project shall be segregated, packaged and disposed of in accordance with all federal, state, and local regulations and guidelines including CA Title 22 division 4.5 Chapter 11 Section 66261.50. Mercury-containing thermostats, gauges or switches must be removed by properly trained personal and disposed of properly.

Ensure that any universal waste battery that shows evidence of leakage, spillage, or damage that could cause leakage are properly contained. All batteries associated with emergency exit signs, emergency lighting, and spent battery devices should be removed intact, packaged and disposed of under Title 22 of the California Code of Regulations, Sections 66243, et seq., and Sections 25157.8, et al, of the California Health and Safety Code.

6.5 REFRIGERANTS/GASES

Prior to renovation activities ensure all refrigerants/gases associated with HVAC units, etc. are properly collected, transported, and disposed of/recycled in accordance with federal and California Air Resource Boards. Personnel performing the removal and collection activities should be trained in compliance with the EPA's Technician Certification Program.

7.0 ASSUMPTIONS AND LIMITATIONS

This report was prepared exclusively for use by City of Fullerton and may not be relied upon by any other person or entity without Alta/NV5 's express written permission. The information, conclusions and recommendations described in this report apply to conditions existing at certain locations when services were performed and are intended only for the specific purposes, locations, time frames and project parameters indicated. Alta/NV5 cannot be responsible for the impact of any changes in environmental standards, practices or regulations after performance of services.

In performing our professional services, we have applied present engineering and scientific judgment and used a level of effort consistent with the current standard of practice for similar types of studies.

As applicable, Alta/NV5 has relied in good faith upon representations and information furnished by individuals with respect to operations and existing property conditions, to the extent that they have not been contradicted by data obtained from other sources. Accordingly, Alta/NV5 accepts no responsibility for any deficiencies, omissions, misrepresentations, or fraudulent acts of persons interviewed.

Alta/NV5 will not accept any liability for loss, injury claim, or damage arising directly or indirectly from any use or reliance on this report. Alta/NV5 makes no warranty, expressed or implied

This report is issued with the understanding that the client, the property owner, or its representative is responsible for ensuring that the information, conclusions, and recommendations contained herein are brought to the attention of the appropriate regulatory agencies, as required.

If you have any questions, please do not hesitate to contact the undersigned at (562) 495-5777. We appreciate the opportunity to be of service to City of Fullerton.

8.0 SIGNATORY

Respectfully submitted by:

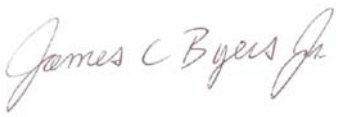

James C. Byers
Senior Consultant/Project Manager
Certified Asbestos Consultant
Cal/OSHA Cert. #06-4122
Lead Inspector/Assessor
CDPH #LRC-00001746

Reviewed by:

Christine Jordan
Certified Asbestos Consultant
Cal/OSHA Cert. #92-0215
CDPH-Lead in Construction Inspector/Assessor
CDPH-#14379

Appendix A

Material Inventory: Asbestos, Lead and Universal Waste

Appendix B

Laboratory Analytical Report: Asbestos and Lead

Appendix C

Sample Location Maps: Asbestos and Lead

Appendix D

Employee Certifications

Appendix E

Historical Surveys and Data

Appendix F

Sample Location Map: Lead

Appendix G

Alta Environmental Employee Certifications

NV5

Delivering Solutions
Improving Lives

EXECUTIVE SUMMARY

At the request of Santa Monica-Malibu Unified School District, Alta Environmental, LP an NV5 company (Alta/NV5) conducted a limited Asbestos and Lead Paint Survey at Juan Cabrillo Elementary School Located in Malibu, California. The survey was performed in anticipation of a demolition project that will take place at the site. Our Certified Asbestos Consultant and Certified Lead Inspector/Assessor conducted the following activities in areas affected by the scope of work to document the project:

- Initial investigation to locate suspect ACM;
- Initial investigation to locate suspect LBP;
- Investigation to locate suspect PCB containing light ballasts and fluorescence light tubes;
- Physical assessment of suspect materials;
- Collection of bulk samples from suspect materials; and
- Laboratory analysis of all collected samples.

Alta Environmental recommends that any damaged asbestos materials be removed, repaired, encapsulated or enclosed. Asbestos materials that are not damaged may be managed in place with a good operations and maintenance (O&M) program.

Alta Environmental recommends an O&M program for the identified LBP in good condition. Abatement (e.g., stabilization) is recommended for damaged LBP, or if materials noted as being in good condition should change in condition. Abatement is also recommended for paints impacted by renovation and/or demolition activities.

TABLE OF CONTENTS

1.0 Introduction 1
2.0 Project Background 1
3.0 Scope Of Work 1
4.0 Methodology 2
4.1 Asbestos 2
4.2 Lead 2
4.3 Polychlorinated Biphenyls (Pcb) In Lighting Equipment 2
4.4 Mercury In Flourescent Light Tubes/Batteries 3
4.5 Refrigerant/Gases 3
5.0 Results 3
5.1 Asbestos 3
5.2 Lead 6
6.0 Conclusions And Recommendations 8
6.1 Asbestos 8
6.2 Lead 9
6.3 Polychlorinated Biphenyls (Pcbs) In Lighting Equipment 10
6.4 Mercury In Florescence Light Tubes/Batteries/Thermostats 10
6.5 Refrigerants/Gases 11
7.0 Assumptions And Limitations 11
8.0 Signatory 12

Appendices

Appendix A: Material Inventory: Asbestos, Lead and Universal Waste

Appendix B: Laboratory Analytical Report: Asbestos and Lead

Appendix C: Sample Location Maps: Asbestos and Lead

Appendix D: Employee Certifications

Appendix E: Historical Surveys and Data

1.0 INTRODUCTION

Intermittently from October 26, 2020 to January 13, 2021, Alta Environmental, LP an NV5 company (Alta/NV5) conducted a hazardous materials investigation for the presence of asbestos-containing materials (ACM), lead-based paint (LBP) and other pertinent universal waste at Juan Cabrillo Elementary School located at 30237 Morning View Drive, Malibu, CA 90265.

2.0 PROJECT BACKGROUND

The Santa Monica Malibu Unified School District (District), retained Alta/NV5 for this investigation. Randy Flores and Jorge Robles, both Cal/OSHA Certified Site Surveillance Technicians (CSST) and California Department of Public Health (CDPH) Certified Lead Sampling Technicians employed by Alta/NV5, as well as Carbany Becerril, also a California Department of Public Health (CDPH) Certified Lead Sampling Technician, conducted the sampling. Previous asbestos and lead survey data and Alta/NV5's AHERA 3-year re-inspection report dated August 18, 2017 were used during this survey. Data from these reports has been incorporated into this current survey report.

3.0 SCOPE OF WORK

The survey included the performance of the following activities as part of the project. Destructive testing was not utilized as part of the survey.

- Initial investigation to locate suspect ACM;
- Initial investigation to locate suspect LBP;
- Investigation to locate suspect PCB containing light ballasts and fluorescence light tubes;
- Physical assessment of suspect materials;
- Collection of bulk samples from suspect materials; and
- Laboratory analysis of all collected samples.

The buildings involved in this project consist of buildings A, B, C, D, E, F, G (MPR), H (Cottage A, I (Cottage B), Portable buildings C1-C5 and the Boy's and Girl's club.

Due to the non-destructive nature of the survey, the following areas were unable to be accessed at the time of the survey:

- Underneath cabinetry in all permanent buildings. Older floor tile and mastic may be present under cabinetry. These areas should be assessed after the buildings have been vacated and before the demolition process begins.
- Wall cavities. Pipe insulation was not observed in most of the buildings surveyed. However, wall cavities containing plumbing should be inspected for the presence of pipe insulation after the buildings have been vacated and before the demolition process begins.

4.0 METHODOLOGY

4.1 ASBESTOS

The sampling was conducted using guidelines set forth in *Federal Register 40 CFR Part 763*. Alta Environmental conducted an initial walkthrough of the site to develop a listing and sampling scheme of suspect materials. Samples were placed in sealable sample containers and assigned a unique sample identification number.

Bulk samples collected from the subject site were subsequently analyzed by polarized light microscopy (PLM) for asbestos content in accordance with the United States Environmental Protection Agency's (USEPA) *Determination of Asbestos in Bulk Building Materials: EPA/600/R-93/116, July 1993*, at AQ Environmental Labs, a laboratory accredited by the National Voluntary Laboratory Accreditation Program and located in Signal Hill, California.

Based on the requirements of the USEPA as set forth in *40 CFR 763*, a homogeneous area is defined as "an area of surfacing material, thermal system insulation material or miscellaneous material that is uniform in color and texture." Furthermore, the regulation requires that a minimum number of samples be collected from each identified homogeneous area. If one sample in a homogeneous area is found to contain asbestos, the entire homogeneous area is considered asbestos-containing.

It is possible that one sample out of a set of samples collected from a homogeneous area can be positive for asbestos and the remaining samples in the homogeneous area are negative. However, the entire area must be considered asbestos-containing.

Caution is advised in interpreting results provided herein.

The limited survey was conducted to identify hazardous materials (asbestos and lead). The investigation did not include destructive testing (i.e., the opening of wall and ceiling cavities) and was limited to accessible areas. Prior to renovation or demolition, materials not identified in this report or materials subsequently discovered through destructive sampling should be tested for the presence of asbestos. An investigation below soil grade was outside the scope of this project, and additional material such as asbestos-cement pipes, electrical wiring insulation, or other materials may subsequently be discovered.

4.2 LEAD

Paint chips were collected to determine the weight percent concentration of lead in the painted surfaces. Paint chip samples were collected for construction safety as defined by *Title 8 CCR Section 1532.1*. Paint chip sample analysis was conducted by EPA Method SW846/7420 at AQ Environmental Labs, a laboratory accredited by the Environmental Laboratory Accreditation Program and located in Signal Hill, California.

4.3 POLYCHLORINATED BIPHENYLS (PCB) IN LIGHTING EQUIPMENT

During the inspection, a representative number of fluorescent light fixtures and their associated ballasts were inspected for labeling regarding PCBs. Other mechanical systems that may contain PCBs were also noted and are documented in the results section below.

4.4 MERCURY IN FLOURESCENT LIGHT TUBES/BATTERIES/THERMOSTATS

Fluorescent light tubes, as well as any mercury-containing switches/gauges were inspected, categorized, and quantified. Additionally, the site was inspected for the presence of any battery devices which may need special disposal.

4.5 REFRIGERANT/GASES

Equipment in which any refrigerants, gases or liquid requiring special handling may have been used were also catalogued during this inspection.

5.0 RESULTS

5.1 ASBESTOS

If any materials were found to contain greater than one-tenth of one percent of asbestos by weight as determined by the PLM method of analysis, Cal/OSHA mandates that the material(s) be treated as an asbestos-containing construction material (ACCM) subject to regulation under *CCR Title 8, Section 1529*.

If any materials were found to contain more than one percent asbestos by weight as determined by the PLM method of analysis, the USEPA mandates that the material(s) be treated as ACM, subject to regulation under *40 CFR 61*.

The following materials were found to be asbestos-containing/ACCM:

Buildings A, B, C, D, E, F

Residual floor tile and mastic	NA	Potentially under cabinetry	ASSUMED	1,000 SF
Pipe elbow insulation	NA	Potentially in wall cavities where plumbing is located	ASSUMED	250 LF

Building A

Material	Sample No.	Material Location	Asbestos Content	Quantity
Drywall joint compound	A-12, A-13, A-14, A-15, A-16, A-17, A-18	All Interior walls, south center office restroom, south electrical room and work room	2% Chrysotile	8,000 SF

Material	Sample No.	Material Location	Asbestos Content	Quantity
3" TSI pipe	A-40, A-41, A-42	Above damaged ceiling in janitor's closet (maybe be present in wall and ceiling cavities	25% Chrysotile	250 LF
Stucco	Previously sampled	Exterior walls	<0.1% - < 1.0 % Chrysotile	5,000 SF

Building B

Material	Sample No.	Material Location	Asbestos Content	Quantity
Stucco	Previously sampled	Exterior walls	3% Chrysotile	7,000 SF
Sink undercoating	Previously sampled	Under sinks in classrooms	25-30% Chrysotile	20 SF
Chalkboard and mastic	NA	All rooms	ASSUMED	200 SF
Mirror mastic	NA	Restrooms	ASSUMED	100 SF
Non-skid flooring	B-30, B-31, B-32	SW of room 1 – exterior	10% Chrysotile	30 SF
9" tan floor tile	B-33, B-34, B35	Mechanical room 117 and room 4 closet	10% Chrysotile	20 SF

Building C

Material	Sample No.	Material Location	Asbestos Content	Quantity
Sink undercoating	Previously sampled	Under sinks in classrooms	25-30% Chrysotile	20 SF
Chalkboard and mastic	NA	All rooms	ASSUMED	200 SF
Mirror mastic	NA	Restrooms	ASSUMED	100 SF

Building D

Material	Sample No.	Material Location	Asbestos Content	Quantity
Drywall w/joint compound	Previously sampled	Room 12-15 and restrooms, heater closets and electrical closets	2% Chrysotile	3,700 SF
Sink undercoating	Previously sampled	Under sinks in classrooms	25-30% Chrysotile	40 SF
12" Reddish brown floor tile and mastic	Previously sampled	Classroom 13 (assumed under new 12" floor tile)	2-10% Chrysotile	900 SF

Building E

Material	Sample No.	Material Location	Asbestos Content	Quantity
Rough plaster walls	Previously sampled	Reading room, audio visual, workroom, office, electrical, closet, in mechanical room	<1% Chrysotile*	2,500 SF
Sink undercoating	Previously sampled	Under sinks in classrooms	25-30% Chrysotile	5 SF
Stucco	Previously sampled	Exterior walls	2% Chrysotile	5,000 SF
Chalkboard and mastic	NA	All classrooms	ASSUMED	200 SF
9" Tan floor tile and mastic	Previously sampled	Work room (assumed under new floor tile)	30-40% Chrysotile	180 SF

Building F

Material	Sample No.	Material Location	Asbestos Content	Quantity
White door caulk	F-7, F-8, F-9	Doors	<1% Chrysotile*	500 LF

Material	Sample No.	Material Location	Asbestos Content	Quantity
Sink undercoating	Previously sampled	Under sinks in classrooms	25-30% Chrysotile	40 SF
Chalkboard and mastic	NA	All classrooms	ASSUMED	200 SF
Stucco	Previously sampled	Exterior walls and ceilings	2% Chrysotile	12,000 SF
9" floor tile and mastic	Previously sampled	Heater rooms	Positive	200 SF

Building H and I (Cottage A and B)

Material	Sample No.	Material Location	Asbestos Content	Quantity
Roof mastic	Previously sampled	Roof	5% Chrysotile	3 SF

*In the absence of 1,000 point count analysis, this material must be handled and disposed of as asbestos-containing (> 1%).

The results for all other materials sampled in this current survey and previous surveys were reported as "none detected," based on the limitations of the analytical method. Please refer to the Material Inventory (Appendix A) and Appendix E for a complete listing of materials sampled.

5.2 LEAD

Currently, the State of California, HUD and the USEPA define LBP as paint or other surface coating with lead content equal to or greater than 5,000 parts per million (ppm) by paint chip analysis. The following are painted surfaces with results equal to or greater than 5,000 ppm of lead as tested by paint chip analysis. These surfaces are subject to regulation by the CDPH and the USEPA.

Component	Sample No.	Substrate	Paint Color	Material Location	Results (ppm)
Ceramic wall tile and fixtures	NA	Ceramic	Various	All-buildings – restrooms and kitchens	ASSUMED*
Arcade pole	C-L3	Metal	Blue	Building C	89,000

Arcade ceiling	D-L8	Wood	White	Building D – Exterior	10,000

**For the purposes of the survey, ceramic wall and floor tile, as well as ceramic fixtures, are assumed to contain lead in regulated amounts. Since this project is a demolition, no stabilization will be needed for these components. Only a waste stream analysis of the building debris will need to be performed following demolition to characterize the waste.*

The following are results of painted surfaces with any detectable levels of lead in paint below 5,000 ppm that were determined by paint chip sampling. When disturbed for construction purposes these surfaces are subjected to Cal/OSHA exposure assessment requirements set forth in *Title 8 CCR, Section 1532.1(d)*. This regulation requires initial employee exposure monitoring to evaluate work exposure during work that disturbs paint with any detectable level of lead. If airborne lead levels are above the established Cal/OSHA action limit or permissible exposure limit, additional monitoring and respiratory protection are required.

Building A

- Utility piping- metal-white
- Wall-drywall-white
- Door frame-metal-blue

Building B

- Z-flashing-metal-light blue
- Roof flashing-metal-blue
- Arcade ceiling-wood-white
- Roof vent-metal-white
- Window sill (exterior)-wood-blue
- Window frame-wood-blue
- Wall-drywall-white
- Wall-wood-white

Building C

- Wall-stucco-light blue
- Ceiling arcade-wood-white
- Window frame-wood-blue
- Cabinet-wood-blue
- Windowsill-wood-blue
- Wall-wood-blue

Building D

- Wall-drywall-white

- Window frame-metal-blue
- Arcade pole-metal-blue
- Rain spout-metal-blue
- Utility piping-metal-light blue
- Cabinets-wood-blue

Building E

- Wall-stucco-light blue
- Wall-brick-light blue
- Arcade pole-metal-blue
- Door/door frame-metal-blue
- Door/door frame-metal-white
- Door/door frame-wood-blue
- Door frame/window frames-wood-blue
- Window frame-wood-white
- Wall-plaster-tan
- Wall-plaster-white

Building F

- Arcade support pole-metal-blue
- Wall-fiberboard-white

Building H Cottage A)

- Frame door-wood-blue

Building I (Cottage B)

- Flashing-metal-blue

MPR Building (Building G)

- Table mount-metal-white
- Door frame-metal-blue

6.0 CONCLUSIONS AND RECOMMENDATIONS

6.1 ASBESTOS

Asbestos-containing materials (ACM) were discovered during course of this inspection. Refer to Section 5 in this report for a summary of ACMs. If, during the course of this project, materials are found or added to the scope of

work that are not listed in this report as being sampled, they must be treated as asbestos-containing until subsequent sampling and laboratory analysis prove otherwise.

Materials assumed to contain asbestos in this report should be properly sampled and analyzed by or under the direction of a Certified Asbestos Consultant to determine asbestos content prior to construction, demolition or renovation. These materials were inaccessible for sampling during this inspection or would be substantially damage by such sampling.

Any damaged asbestos materials should be removed, repaired, encapsulated or enclosed. The USEPA requires that all asbestos materials be removed prior to any renovation or demolition activities that may impact the material. The USEPA recommends that a proactive, management- in-place program be developed and implemented whenever asbestos is discovered in a building. Asbestos materials that are not damaged may be managed in place with a good operations and maintenance (O&M) program.

Certain notification requirements apply to owners of buildings constructed prior to 1979 where asbestos is known to be present. California Health and Safety Code 25915-25915.7 requires that all employees working within a building known to contain asbestos be informed, in writing, initially and annually thereafter of its presence, location, procedures and handling restrictions, results for any sampling conducted in the building and potential health risks of asbestos. In addition, notification shall be provided to contractors, maintenance workers or others.

One hundred square feet or more of materials containing greater than 1/10th of one percent asbestos must be properly removed by a licensed asbestos abatement contractor using isolation control methods and disposed of appropriately. Workers handling materials containing asbestos must be properly trained and must wear the appropriate personal protective equipment (PPE).

Furthermore, when asbestos is present in any amount, be advised that certain provisions of Cal-OSHA regulation Title 8 Section 1529 still apply. These include, but are not limited to, exposure assessments, air monitoring, hazard communication, prohibitions and work practices, such as wet methods and HEPA vacuuming.

6.2 LEAD

Lead-based paint was reported during this inspection. Refer to Section 5 in this report for a summary of LBP.

An O&M program is recommended to properly manage-in-place identified or assumed LBP until the buildings are demolished. An O&M program is a set of measures designed to reduce lead exposure to humans and the environment. Such measures may include specialized cleaning, repairs, maintenance, painting, temporary containment, education programs, and on-going visual monitoring by owners and/or reevaluations by risk assessors. An initial evaluation of potential LBP and hazards by a certified inspector/assessor is recommended for successful implementation of an O&M program.

Workers handling Lead-Based Paint or Lead-Containing Paint must be have appropriate Lead Training and must wear the appropriate personal protective equipment.

Waste generated during removal or demolition of LBP components must be properly segregated into separate waste streams. Each waste stream should be randomly sampled and each sample analyzed for lead by the California Waste Extraction Test for comparison to the Total Threshold Limit Concentration (TTLC), and Soluble

Threshold Limit Concentration (STLC) and by Toxicity Characteristic Leaching Procedure (TCLP) as required, to determine the final disposition of the waste.

Disturbances of paints and/or component with any detectable amount of lead are subject to regulation under *Title 8 CCR, Section 1532.1 (d)*. These requirements include awareness training, and monitoring to determine worker exposure. This regulation requires initial and on-going (if necessary) employee exposure monitoring to evaluate lead work exposure that disturbs paint with any detectable level of lead. Alta Environmental suggests that engineering controls, respiratory protection and personal protective equipment be employed during any project that disturbs painted surfaces.

All other painted surfaces not listed above are considered lead-containing until confirmatory paint chip sampling proves otherwise.

6.3 POLYCHLORINATED BIPHENYLS (PCBS) IN LIGHTING EQUIPMENT

Quantities of light ballasts observed during the survey are listed in Appendix A.

Prior to demolition work, the light fixtures must be dismantled and the ballast exposed so that the label on each light ballast can be examined. If a label is missing or is not clearly labeled “No PCB” by the manufacture, the unit must be assumed to contain PCBs.

All ballasts assumed to contain PCB’s shall be removed intact and in a non-destructive manner. Ballasts shall be packaged and disposed of in accordance with Title 22 of the California Code of Regulations, Sections 66243, et seq., and Sections 25157.8, et al, of the California Health and Safety Code.

Any ballasts that are observed to be leaking shall be properly containerized and disposed of in accordance with 40 CFR 761.

In addition, any impacted electrical panels or other appropriate machinery should be assumed to contain some form of PCB oil and should be disposed of accordingly.

6.4 MERCURY IN FLORESCENCE LIGHT TUBES/BATTERIES/THERMOSTATS

Quantities of light tubes, exit signs and thermostats observed during the survey are listed in Appendix A.

All light tubes from this project shall be segregated, packaged and disposed of in accordance with all federal, state, and local regulations and guidelines including CA Title 22 division 4.5 Chapter 11 Section 66261.50. Mercury-containing thermostats, gauges or switches must be removed by properly trained personal and disposed of properly.

Ensure that any universal waste battery that shows evidence of leakage, spillage, or damage that could cause leakage are properly contained. All batteries associated with emergency exit signs, emergency lighting, and spent battery devices should be removed intact, packaged and disposed of under Title 22 of the California Code of Regulations, Sections 66243, et seq., and Sections 25157.8, et al, of the California Health and Safety Code.

6.5 REFRIGERANTS/GASES

Prior to renovation activities ensure all refrigerants/gases associated with HVAC units, etc. are properly collected, transported, and disposed of/recycled in accordance with federal and California Air Resource Boards. Personnel performing the removal and collection activities should be trained in compliance with the EPA's Technician Certification Program.

7.0 ASSUMPTIONS AND LIMITATIONS

This report was prepared exclusively for use by City of Fullerton and may not be relied upon by any other person or entity without Alta/NV5 's express written permission. The information, conclusions and recommendations described in this report apply to conditions existing at certain locations when services were performed and are intended only for the specific purposes, locations, time frames and project parameters indicated. Alta/NV5 cannot be responsible for the impact of any changes in environmental standards, practices or regulations after performance of services.

In performing our professional services, we have applied present engineering and scientific judgment and used a level of effort consistent with the current standard of practice for similar types of studies.

As applicable, Alta/NV5 has relied in good faith upon representations and information furnished by individuals with respect to operations and existing property conditions, to the extent that they have not been contradicted by data obtained from other sources. Accordingly, Alta/NV5 accepts no responsibility for any deficiencies, omissions, misrepresentations, or fraudulent acts of persons interviewed.

Alta/NV5 will not accept any liability for loss, injury claim, or damage arising directly or indirectly from any use or reliance on this report. Alta/NV5 makes no warranty, expressed or implied

This report is issued with the understanding that the client, the property owner, or its representative is responsible for ensuring that the information, conclusions, and recommendations contained herein are brought to the attention of the appropriate regulatory agencies, as required.

If you have any questions, please do not hesitate to contact the undersigned at (562) 495-5777. We appreciate the opportunity to be of service to City of Fullerton.

8.0 SIGNATORY

Respectfully submitted by:

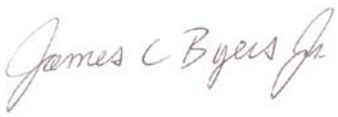

James C. Byers
Senior Consultant/Project Manager
Certified Asbestos Consultant
Cal/OSHA Cert. #06-4122
Lead Inspector/Assessor
CDPH #LRC-00001746

Reviewed by:

Christine Jordan
Certified Asbestos Consultant
Cal/OSHA Cert. #92-0215
CDPH-Lead in Construction Inspector/Assessor
CDPH-#14379

Appendix A

Material Inventory: Asbestos, Lead and Universal Waste

MATERIAL INVENTORY
ASBESTOS SAMPLES

CLIENT: Santa Monica Malibu School District
PROJECT NO: SMSD-20-9850
PROJECT NAME: Cabrillo 2021 Demolition

Building A

Material	Sample No.	Asbestos Content	Sample Location	Material Location	Approx. Qty.	Friable	Damage
Gray sealant	A-1	None detected	Northwest	Throughout roof on flashing	200 SF	No	No
Gray sealant	A-2	None detected	East center				
Gray sealant	A-3	None detected	South center				
Exterior stucco	**A-4**	**<0.10% chrysotile**	**Northeast**	**Exterior walls**	**5,000 SF**	**No**	**Yes**
Exterior stucco	**A-5**	**<0.10% chrysotile**	**Southeast**				
Exterior stucco	**A-6**	**None detected**	**Southwest**				
Exterior stucco	**A-7**	**None detected**	**West center**				
Exterior stucco	**A-8**	**None detected**	**North center**				
Gray window sealant	A-9	None detected	East center	All window frames	900 LF	No	No
Gray window sealant	A-10	None detected	North center				
Gray window sealant	A-11	None detected	West center				
Drywall joint compound walls	**A-12**	**None detected - drywall 2% chrysotile - joint compound None detected - composite**	**Southwest corner southwest office**	**All interior walls**	**7,000 SF**	**Yes**	**No**
Drywall joint compound walls	**A-13**	**None detected - drywall 2% chrysotile - joint compound**	**Northwest corner kitchen**				
Drywall joint compound walls	**A-14**	**None detected - drywall - joint compound**	**Northeast corner lobby**				
Drywall joint compound walls	**A-15**	**None detected - drywall - joint compound**	**Northeast corner norhteast storage**				
Drywall joint compound walls	**A-16**	**None detected**	**Northeast corner south electrical room**				
Drywall joint compound walls	**A-17**	**None detected**	**North center south center office**				

CLIENT: Santa Monica Malibu School District
PROJECT NO: SMSD-20-9850
PROJECT NAME: Cabrillo 2021 Demolition

Building A

Material	Sample No.	Asbestos Content	Sample Location	Material Location	Approx. Qty.	Friable	Damage
Drywall joint compound walls	**A-18**	**None detected**	**Northwest conference room**				
Drywall ceiling	**A-19**	**None detected**	**Southwest south electrical room**	**South center office restroom, south electrical room and work room**	**1,000 SF**	**Yes**	**No**
Drywall ceiling	**A-20**	**None detected - drywall - joint compound**	**Southwest corner southeast office restroom**				
Drywall ceiling	**A-21**	**None detected - drywall <1% chrysotile - joint compound**	**South center work room**				
12" ceiling tiles random hole (nailed in)	A-22	None detected	Northeast kitchen	Office lobby, corridor, southwest restroom, teachers lounge and work room	5,000 SF	No	No
12" ceiling tiles random hole (nailed in)	A-23	None detected	Northwest kitchen				
12" ceiling tiles random hole (nailed in)	A-24	None detected	Center of southwest office restroom				
White terrazo flooring	A-25	None detected	Southwest near door	Southwest office restroom floor	50 SF	No	No
White terrazo flooring	A-26	None detected	Northwest				
White terrazo flooring	A-27	None detected	East center				
Dark blue 12"x12" floor tile with leveling compound	A-28	None detected	Southwest corner southeast office restroom	Southeast office restroom, lobby, corrdior, teachers lounge and work room (residual black	900 SF	No	No
Dark blue 12"x12" floor tile with leveling compound	A-29	None detected	Northeast corner lobby				

MATERIAL INVENTORY
ASBESTOS SAMPLES

CLIENT: Santa Monica Malibu School District
PROJECT NO: SMSD-20-9850
PROJECT NAME: Cabrillo 2021 Demolition

Building A

Material	Sample No.	Asbestos Content	Sample Location	Material Location	Approx. Qty.	Friable	Damage
Dark blue 12"x12" floor tile with leveling compound	A-30	None detected	Northeast corner work room	mastic observed)			
Carpet glue under carpet	A-31	None detected	Southeast of corridor entry	Underneath black carpet at building entries	100 SF	No	No
Carpet glue under carpet	A-32	None detected	Work room entry northeast				
Carpet glue under carpet	A-33	None detected	Northwest teachers lounge entry				
Black barrier paper	A-34	None detected	North	Backing of stucco wall (janitor's closet)	5,000 SF	No	No
Black barrier paper	A-35	None detected	Center				
Black barrier paper	A-36	None detected	South				
12"x12" ceiling tile with brown mastic (core)	A-37	None detected	South	Janitor's closet ceiling	25 SF	Yes	Yes
12"x12" ceiling tile with brown mastic (core)	A-38	None detected	North				
12"x12" ceiling tile with brown mastic (core)	A-39	None detected	Center				
3" TSI pipe	**A-40**	**25% chrysotile**	**West**	**Above damaged ceiling in janitor's closet (ony 20LF accessible during**	**250 LF**	**Yes**	**Yes**
3" TSI pipe	**A-41**	**25% chrysotile**	**Center**				
3" TSI pipe	**A-42**	**25% chrysotile**	**East center**				
Gray expansion joint	A-43	None detected	North center north	Exterior on building on edges of connections	100 LF	No	No
Gray expansion joint	A-44	None detected	North center south				
Gray expansion joint	A-45	None detected	Entry near janitor's closet				

MATERIAL INVENTORY
ASBESTOS SAMPLES

CLIENT: Santa Monica Malibu School District
PROJECT NO: SMSD-20-9850
PROJECT NAME: Cabrillo 2021 Demolition

Building A

Material	Sample No.	Asbestos Content	Sample Location	Material Location	Approx. Qty.	Friable	Damage
Carpet glue	A-46	None detected	Southwest corner of southwest office	Under multi-color carpet in rooms, southwest office, southeast office and conference room	800 SF	No	No
Carpet glue	A-47	None detected	South center of south center office				
Carpet glue	A-48	None detected	Southeast of conference room				

MATERIAL INVENTORY
ASBESTOS SAMPLES

CLIENT: Santa Monica Malibu School District
PROJECT NO: SMSD-20-9850
PROJECT NAME: Cabrillo 2021 Demolition

Building B

Material	Sample No.	Asbestos Content	Sample Location	Material Location	Approx. Qty.	Friable	Damage
12"x12" yellow floor tile with glue and gray leveling compound	B-1	None Detected	Room 5 northwest	Room 5, room 2 and closet, room 1 and closet	2,300 SF	No	No
12"x12" yellow floor tile with glue and gray leveling compound	B-2	None Detected	Room 3 southwest				
12"x12" yellow floor tile with glue and gray leveling compound	B-3	None Detected	Room 3 north center				
4" black cove base with tan mastic	B-4	None Detected	Room 5 north center	All classrooms	1,000 LF	No	No
4" black cove base with tan mastic	B-5	None Detected	Room 5 south center				
4" black cove base with tan mastic	B-6	None Detected	Room 3 north center				
Carpet glue	B-7	None Detected	Room 4 north center	All classrooms	4,200 SF	No	No
Carpet glue	B-8	None Detected	Room 2 southeast				
Carpet glue	B-9	None Detected	Room 5 north center				
Window door sealant	B-10	None Detected	Exterior room 5 south center	All windows and north classroom doors	800 LF	No	No
Window door sealant	B-11	None Detected	Exterior northwest				
Window door sealant	B-12	None Detected	Room 3, north door frame				
Door caulk	B-13	None Detected	Boy's restroom northwest door frame	South exterior classroom door frames and exterior of boy's and girl's restroom door frame	400 LF	No	No
Door caulk	B-14	None Detected	Room 4 restroom exterior south door frame				
Door caulk	B-15	None Detected	Room 5 south door frame				
Barrier paper	B-16	None Detected	Room 5 north center	Wall cavity all perimeter walls	3,000 SF	No	No
Barrier paper	B-17	None Detected	Room 4 south center				
Barrier paper	B-18	None Detected	Room 3 southeast				

MATERIAL INVENTORY
ASBESTOS SAMPLES

CLIENT: Santa Monica Malibu School District
PROJECT NO: SMSD-20-9850
PROJECT NAME: Cabrillo 2021 Demolition

Building B

Material	Sample No.	Asbestos Content	Sample Location	Material Location	Approx. Qty.	Friable	Damage
Drywall with joint compound walls and ceilings	B-19	None Detected	Room 5 storage north center wall	Restrooms and storage rooms and electrical room	3,500 SF	Yes	No
Drywall with joint compound walls and ceilings	B-20	None Detected	Room 5 restroom northeast ceiling				
Drywall with joint compound walls and ceilings	B-21	None Detected	Electrical room 125 northwest wall				
Drywall with joint compound walls and ceilings	B-22	None Detected	Electrical room 125 south center ceiling				
Drywall with joint compound walls and ceilings	B-23	None Detected	Room 4 southeast				
Vinyl wall paper with glue	B-24	None Detected	Room 5 south center	In all classrooms possibly under drywall as well	4,000 SF	No	No
Vinyl wall paper with glue	B-25	None Detected	Room 5 north center				
Vinyl wall paper with glue	B-26	None Detected	Room 3 north center				
Smooth plaster	B-27	None Detected	Mechanical room 131 southeast wall	Mechanical heater rooms	900 SF	Yes	No
Smooth plaster	B-28	None Detected	Mechanical room 133 southeast wall				
Smooth plaster	B-29	None Detected	Mechanical room 118 southeast wall				
Non-skid flooring	**B-30**	**10% Chrysotile**	**Mechanical room 131 exterior south**				

MATERIAL INVENTORY
ASBESTOS SAMPLES

CLIENT: Santa Monica Malibu School District
PROJECT NO: SMSD-20-9850
PROJECT NAME: Cabrillo 2021 Demolition

Building B

Material	Sample No.	Asbestos Content	Sample Location	Material Location	Approx. Qty.	Friable	Damage
Non-skid flooring	B-31	10% Chrysotile	Restroom at south exterior floor	Southwest of room 1 exterior	30 SF	No	No
Non-skid flooring	B-32	10% Chrysotile	Room south door exterior floor				
9"x9" tan floor tile with black mastic	B-33	Tile - 10% Chrysotile Mastic - None Detected	North	Mechanical room 117 and room 4 closet	20 SF	No	No
9"x9" tan floor tile with black mastic	B-34	Tile - 10% Chrysotile Mastic - None Detected	Center				
9"x9" tan floor tile with black mastic	B-35	Tile - 10% Chrysotile Mastic - None Detected	South				
Chalkboard mastic	N/A	Assumed	N/A	All classrooms	200 SF	No	No
Mirror mastic	N/A	Assumed	N/A	Restrooms	100 SF	No	No

MATERIAL INVENTORY
ASBESTOS SAMPLES

CLIENT: Santa Monica Malibu School District
PROJECT NO: SMSD-20-9850
PROJECT NAME: Cabrillo 2021 Demolition

Building C

Material	Sample No.	Asbestos Content	Sample Location	Material Location	Approx. Qty.	Friable	Damage
Carpet glue	C-1	None Detected	Room 10 northwest	Room 10 and 11	1,200 SF	No	No
Carpet glue	C-2	None Detected	Room 10 southwest				
Carpet glue	C-3	None Detected	Room 11 northwest				
Brown barrier paper	C-4	None Detected	Room 9 northwest	Perimeter walls - wall cavity	4,000 SF	No	No
Brown barrier paper	C-5	None Detected	Room 9 southwest				
Brown barrier paper	C-6	None Detected	Room 11 south center				
Vinyl sheet wall paper	C-7	None Detected	Room 8 northwest	Perimeter walls, building C interior	3,000 SF	No	No
Vinyl sheet wall paper	C-8	None Detected	Room 9 northwest				
Vinyl sheet wall paper	C-9	None Detected	Room 10 northwest				
2'x4' ceiling tile	C-10	None Detected	Room 10 west center	Building C interior ceiling	4,000 SF	No	No
2'x4' ceiling tile	C-11	None Detected	Room 11 south center				
2'x4' ceiling tile	C-12	None Detected	Room 9 northwest				
4" black cove base with tan mastic	C-13	None Detected	Room 10 southwest	Classrooms lower wall and conference room	550 LF	No	No
4" black cove base with tan mastic	C-14	None Detected	Room 8 northwest				
4" black cove base with tan mastic	C-15	None Detected	Room 9 northwest				
Blue 12"x12" floor tiles with glue	C-16	None Detected	Room 11 northwest	All classrooms and conference room	2,500 SF	No	No
Blue 12"x12" floor tiles with glue	C-17	None Detected	Room 10 northwest				
Blue 12"x12" floor tiles with glue	C-18	None Detected	Room 9 northwest				
Black window sealant	C-19	None Detected	Exterior room 8 northwest	Around all windows	1,600 LF	No	No
Black window sealant	C-20	None Detected	Room 9 northeast				
Black window sealant	C-21	None Detected	Room 11 northeast				
White window putty	C-22	None Detected	Room 8 northwest	Bottom of windows on north side of building C	300 LF	No	No
White window putty	C-23	None Detected	North center of building				
White window putty	C-24	None Detected	Northeast building				

MATERIAL INVENTORY
ASBESTOS SAMPLES

CLIENT: Santa Monica Malibu School District
PROJECT NO: SMSD-20-9850
PROJECT NAME: Cabrillo 2021 Demolition

Building D

Material	Sample No.	Asbestos Content	Sample Location	Material Location	Approx. Qty.	Friable	Damage
Barrier paper	D-1	None Detected	Room 12 south center	Perimeter wall cavity	3,800 SF	No	No
Barrier paper	D-2	None Detected	Room 13 north center				
Barrier paper	D-3	None Detected	Room 14 south center				
Black window sealant	D-4	None Detected	Room 12 southwest	Windows on the south side of building	200 LF	No	No
Black window sealant	D-5	None Detected	Room 13 southwest				
Black window sealant	D-6	None Detected	Room 15 southwest				
Door caulk	D-7	None Detected	Room 15 northwest	Exterior door frames	300 LF	No	No
Door caulk	D-8	None Detected	Mechanical 150 southwest				
Door caulk	D-9	None Detected	Room 14 southwest				
Gray window sealant	D-10	None Detected	Room 12 northwest	North side of building window seals	600 LF	No	No
Gray window sealant	D-11	None Detected	Room 14 northwest				
Gray window sealant	D-12	None Detected	Room 15 northeast				
12"x12" blue floor tiles with glue and leveling compound	D-13	None Detected	Room 14 west center	All classrooms	3,700 SF	No	No
12"x12" blue floor tiles with glue and leveling compound	D-14	None Detected	Room 13 southwest				
12"x12" blue floor tiles with glue and leveling compound	D-15	None Detected	Room 12 west center				
2'x4' fissured ceiling tile	D-16	None Detected	Room 12 southwest	Classroom ceilings	3,700 SF	No	No
2'x4' fissured ceiling tile	D-17	None Detected	Room 14 southwest				
2'x4' fissured ceiling tile	D-18	None Detected	Room 14 south center				
4" black cove base with tan mastic	D-19	None Detected	Classroom 12 southwest				

MATERIAL INVENTORY
ASBESTOS SAMPLES

CLIENT: Santa Monica Malibu School District
PROJECT NO: SMSD-20-9850
PROJECT NAME: Cabrillo 2021 Demolition

Building D

Material	Sample No.	Asbestos Content	Sample Location	Material Location	Approx. Qty.	Friable	Damage
4" black cove base with tan mastic	D-20	None Detected	Classroom 13 southwest	Lower wall system in classrooms	500 LF	No	No
4" black cove base with tan mastic	D-21	None Detected	Classroom 14 northwest				
Carpet glue	D-22	None Detected	Room 12 northwest	Door mats at all entry interior	100 SF	No	No
Carpet glue	D-23	None Detected	Room 13 northwest				
Carpet glue	D-24	None Detected	Room 14 northwest				
Debris on floor	D-25	None Detected	North	Room 12 east center portion	20 SF	Yes	Yes
Debris on floor	D-26	None Detected	Center				
Debris on floor	D-27	None Detected	South				
Black mastic for chalkboards	D-28	None Detected	Room 12 south	All classrooms (damaged in room 12 only)	800 SF	No	Yes
Black mastic for chalkboards	D-29	None Detected	Room 12 center				
Black mastic for chalkboards	D-30	None Detected	Room 12 north				
New roofing (core)	D-31	None Detected	Southeast roof	located at bottom of solar panel post	150 SF	No	No
New roofing (core)	D-32	None Detected	North center roof				
New roofing (core)	D-33	None Detected	Southwest roof				
Rough plaster	D-34	None Detected	Southwest wall janitor's closet	Janitor's closet and boy's restroom soffit	300 SF	No	No
Rough plaster	D-35	None Detected	North center janitor's closet				
Rough plaster	D-36	None Detected	Southeast janitor's closet				

Note: No destructive sampling conducted, unable to check under cabinets

MATERIAL INVENTORY
ASBESTOS SAMPLES

CLIENT: Santa Monica Malibu School District
PROJECT NO: SMSD-20-9850
PROJECT NAME: Cabrillo 2021 Demolition

Building E

Material	Sample No.	Asbestos Content	Sample Location	Material Location	Approx. Qty.	Friable	Damage
Black window sealant	E-1	None Detected	North center	Exteiror windows	200 LF	No	No
Black window sealant	E-2	None Detected	East center				
Black window sealant	E-3	None Detected	South center				
Carpet glue	E-4	None Detected	Southwest	Library	2,200 SF	No	No
Carpet glue	E-5	None Detected	North center				
Carpet glue	E-6	None Detected	Southeast				
4" black cove base with tan mastic	E-7	None Detected	Northeast library	Library lower wall and workroom	400 LF	No	No
4" black cove base with tan mastic	E-8	None Detected	Southeast center work room				
4" black cove base with tan mastic	E-9	None Detected	Northwest library				
Smooth plaster walls	E-10	None Detected	Northeast library	All interior walls	4,800 SF	No	No
Smooth plaster walls	E-11	None Detected	Southwest north work room				
Smooth plaster walls	E-12	None Detected	Southwest center work room				
Smooth plaster walls	E-13	None Detected	Northwest south work room				
Smooth plaster walls	E-14	None Detected	West library				
Light blue epoxy flooring	E-15	None Detected	South center	Patio flooring	200 SF	No	No
Light blue epoxy flooring	E-16	None Detected	Northwest				
Light blue epoxy flooring	E-17	None Detected	Northeast				
Door caulk	E-18	None Detected	Northwest library door frame	Building E - 3 nroth side etnry doors (frames)	80 LF	No	No
Door caulk	E-19	None Detected	Northeast library door frame				
Door caulk	E-20	None Detected	North work room door frame				

MATERIAL INVENTORY
ASBESTOS SAMPLES

CLIENT: Santa Monica Malibu School District
PROJECT NO: SMSD-20-9850
PROJECT NAME: Cabrillo 2021 Demolition

Building F

Material	Sample No.	Asbestos Content	Sample Location	Material Location	Approx. Qty.	Friable	Damage
Kicksheet on solar panel support	F-1	None detected	Northwest	Roof - solar panel supports	200 SF	No	No
Kicksheet on solar panel support	F-2	None detected	Northeast				
Kicksheet on solar panel support	F-3	None detected	South center				
Gray sealant	F-4	None detected	Southwest corner flashing	Edge of flashing and downspout (roof)	300 SF	No	No
Gray sealant	F-5	None detected	South center downspout				
Gray sealant	F-6	None detected	Northeast downspout				
White door caulk	**F-7**	**<1% chrysotile**	**Room 23 exterior door**	**Doors**	**500 LF**	**No**	**No**
White door caulk	**F-8**	**<1% chrysotile**	**Room 19 exterior door**				
White door caulk	**F-9**	**None detected**	**Room 16 exterior door**				
Gray window caulk	F-10	None detected	Room 23 bottom window frame	Exterior windows	800 LF	No	No
Gray window caulk	F-11	None detected	Room 19 bottom window frame				
Gray window caulk	F-12	None detected	Room 16 bottom window frame				
Drywall with joint compound walls	F-13	None detected	Room 22 east center wall	Room 16 south wall, room 19 west wall, room 23 west wall all closet or storage walls	2,000 SF	No	No
Drywall with joint compound walls	F-14	None detected	Room 19 northeast closet wall				
Drywall with joint compound walls	F-15	None detected	Room 16 northwest closet wall				
4" black cove base with tan mastic	F-16	None detected	Room 22 southwest	Lower portion of classroom walls	1,500 LF	No	No
4" black cove base with tan mastic	F-17	None detected	Room 19 northeast closet wall				
4" black cove base with tan mastic	F-18	None detected	Room 16 northwest				

MATERIAL INVENTORY
ASBESTOS SAMPLES

CLIENT: Santa Monica Malibu School District
PROJECT NO: SMSD-20-9850
PROJECT NAME: Cabrillo 2021 Demolition

Building F

Material	Sample No.	Asbestos Content	Sample Location	Material Location	Approx. Qty.	Friable	Damage
Blue 9"x9" floor tile	F-19	None detected	Room 22 northwest	All classroom flooring	<5000 SF	No	No
Blue 9"x9" floor tile	F-20	None detected	Room 19 southeast				
Blue 9"x9" floor tile	F-21	None detected	Room 16 southeast				
9"x9" floor tile	**Previously sampled**	**Positive**	**NA**	**Heater closets**	**<200 SF**	**No**	**No**

CLIENT: Santa Monica Malibu School District
PROJECT NO: SMSD-20-9850
PROJECT NAME: Cabrillo 2021 Demolition

Building G (MPR Building)

Material	Sample No.	Asbestos Content	Sample Location	Material Location	Approx. Qty.	Friable	Damage
Kicksheet roofing (core)	G-1	None detected	West center	Building G throughout roof	<5000 SF	No	No
Kicksheet roofing (core)	G-2	None detected	South center				
Kicksheet roofing (core)	G-3	None detected	East center				
Kicksheet roofing newer (core)	G-4	None detected	Northwest	Building G, solar panel footings throughout roof	200 SF	No	No
Kicksheet roofing newer (core)	G-5	None detected	South center				
Kicksheet roofing newer (core)	G-6	None detected	Southeast				
Black roof mastic	G-7	None detected	West center roof on penetration	All penetrations and utilities footings/fixture throughout roof	400 SF	No	No
Black roof mastic	G-8	None detected	Northwest on solar panel footing				
Black roof mastic	G-9	None detected	Northeast				
White and gray sealant	G-10	None detected	Northeast	Flashing around roof	400 SF	No	No
White and gray sealant	G-11	None detected	Northwest				
White and gray sealant	G-12	None detected	Southwest				
Exterior stucco walls	G-13	None detected	West center roof	Exterior walls	7,000 SF	No	No
Exterior stucco walls	G-14	None detected	South center roof				
Exterior stucco walls	G-15	None detected	North center roof				
Exterior stucco walls	G-16	None detected	Northeast				
Exterior stucco walls	G-17	None detected	Northwest				
Exterior stucco walls	G-18	None detected	Southeast				
Exterior stucco walls	G-19	None detected	Southwest				

MATERIAL INVENTORY
ASBESTOS SAMPLES

CLIENT: Santa Monica Malibu School District
PROJECT NO: SMSD-20-9850
PROJECT NAME: Cabrillo 2021 Demolition

Building G (MPR Building)

Material	Sample No.	Asbestos Content	Sample Location	Material Location	Approx. Qty.	Friable	Damage
Unfinished drywall	G-20	None detected	North center	Water heater closet	500 SF	Yes	No
Unfinished drywall	G-21	None detected	East center				
Unfinished drywall	G-22	None detected	South center				
Textured drywall	G-23	None detected	Stage storage wall southwest	All interior wall systems	10,000 SF	Yes	No
Textured drywall	G-24	None detected	Stage wall southeast				
Textured drywall	G-25	None detected	Stage ceiling south center				
Textured drywall	G-26	None detected	Vestibule wall northwest				
Textured drywall	G-27	None detected	Kitchen wall northwest				
Textured drywall	G-28	None detected	Staff dining wall southwest				
Textured drywall	G-29	None detected	Boys restroom ceiling northeast				
2'x4' fissured ceiling tiles	G-30	None detected	South center cafetorium	Cafetorium and staff dining	3,000 SF	Yes	No
2'x4' fissured ceiling tiles	G-31	None detected	West center cafetorium				
2'x4' fissured ceiling tiles	G-32	None detected	North center staff dining				
Gray fireproofing	G-33	None detected	South center above ceiling cafetorium	Above ceiling throughout building G	<5000 SF	Yes	No
Gray fireproofing	G-34	None detected	West center cafetorium				
Gray fireproofing	G-35	None detected	Northwest cafetorium				
Gray fireproofing	G-36	None detected	Northwest food service				
Gray fireproofing	G-37	None detected	Southeast food service				
2'x4' drywall ceiling panel	G-38	None detected	Northwest	Food service and ktichen	700 SF	Yes	No
2'x4' drywall ceiling panel	G-39	None detected	SOuthwest				
2'x4' drywall ceiling panel	G-40	None detected	Southeast				

MATERIAL INVENTORY
ASBESTOS SAMPLES

CLIENT: Santa Monica Malibu School District
PROJECT NO: SMSD-20-9850
PROJECT NAME: Cabrillo 2021 Demolition

Building G (MPR Building)

Material	Sample No.	Asbestos Content	Sample Location	Material Location	Approx. Qty.	Friable	Damage
4" black cove base with tan mastic	G-41	None detected	Southwest stage storage	Teachers dinign, hopper room, cafetorium, vestibule stage, stage storage and hallway	900 SF	No	No
4" black cove base with tan mastic	G-42	None detected	Southwest staff dining				
4" black cove base with tan mastic	G-43	None detected	Northwest cafetorium				
6" black cove base with tan mastic	G-44	None detected	Center of kitchen	Stage steps and curb in kitchen	50 LF	No	No
6" black cove base with tan mastic	G-45	None detected	South stage steps				
6" black cove base with tan mastic	G-46	None detected	North stage steps				
Dark blue 12"x12" floor tile with glue and leveling compound	G-47	None detected	North center	Stage storage	<300 SF	No	No
Dark blue 12"x12" floor tile with glue and leveling compound	G-48	None detected	Southeast				
Dark blue 12"x12" floor tile with glue and leveling compound	G-49	None detected	Southwest				
Dark blue vinyl sheet flooring with glue and leveling compound	G-50	None detected	Northwest hopper	Staff dining, kitchen and hopper room	1,200 SF	No	No
Dark blue vinyl sheet flooring with glue and leveling compound	G-51	None detected	Southwest staff dining				
Dark blue vinyl sheet flooring with glue and leveling compound	G-52	None detected	Southwest kitchen				

MATERIAL INVENTORY
ASBESTOS SAMPLES

CLIENT: Santa Monica Malibu School District
PROJECT NO: SMSD-20-9850
PROJECT NAME: Cabrillo 2021 Demolition

Building G (MPR Building)

Material	Sample No.	Asbestos Content	Sample Location	Material Location	Approx. Qty.	Friable	Damage
Dark blue 20"x20" floor tiles with glue and gray leveling compound	G-53	None detected	North center, south stairway	Cafetorium, stage, and stairway	<3000 SF	No	No
Dark blue 20"x20" floor tiles with glue and gray leveling compound	G-54	None detected	Northwest stage				
Dark blue 20"x20" floor tiles with glue and gray leveling compound	G-55	None detected	Northwest cafetorium				
Black non-skid flooring	G-56	None detected	South	Stage steps	200 SF	No	No
Black non-skid flooring	G-57	None detected	Center				
Black non-skid flooring	G-58	None detected	North				
Multi-color wall padding with glue	G-59	None detected	Southeast	Cafetorium walls	200 SF	No	No
Multi-color wall padding with glue	G-60	None detected	Southwest				
Multi-color wall padding with glue	G-61	None detected	North center				
Black window sealant	G-62	None detected	Southeast	Window seals in and out	2,000 LF	No	No
Black window sealant	G-63	None detected	Southwest				
Black window sealant	G-64	None detected	North center				

MATERIAL INVENTORY
ASBESTOS SAMPLES

CLIENT: Santa Monica Malibu School District
PROJECT NO: SMSD-20-9850
PROJECT NAME: Cabrillo 2021 Demolition

Building H

Material	Sample No.	Asbestos Content	Sample Location	Material Location	Approx. Qty.	Friable	Damage
2'x4' fissured ceiling tile	H-1	None detected	West center of ceiling	Interior ceiling	900 SF	No	No
2'x4' fissured ceiling tile	H-2	None detected	Southwest of ceiling				
2'x4' fissured ceiling tile	H-3	None detected	East center of ceiling				
Fiberboard with glue on drywall core	H-4	None detected	West center of room	Interior walls	1,500 SF	No	No
Fiberboard with glue on drywall core	H-5	None detected	Southwest of room				
Fiberboard with glue on drywall core	H-6	None detected	Southeast of room				
4" black covebase with glue	H-7	None detected	West center of room	Interior perimter walls	122 LF	No	No
4" black covebase with glue	H-8	None detected	Southwest of room				
4" black covebase with glue	H-9	None detected	Southeast of room				
Dark blue vinyl sheet flooring with glue	H-10	None detected	East center of room floor	Flooring	900 SF	No	No
Dark blue vinyl sheet flooring with glue	H-11	None detected	West center of room floor				
Dark blue vinyl sheet flooring with glue	H-12	None detected	Northwest of room floor				
Black barrier paper	H-13	None detected	West center of room	Walls	1,300 SF	No	No
Black barrier paper	H-14	None detected	Southwest of room				
Black barrier paper	H-15	None detected	Southeast of room				
Kicksheet roof core	H-16	None detected	Southeast of roof	Roof	900 SF	No	No
Kicksheet roof core	H-17	None detected	Northwest of roof				
Kicksheet roof core	H-18	None detected	Center of roof				

MATERIAL INVENTORY
ASBESTOS SAMPLES

CLIENT: Santa Monica Malibu School District
PROJECT NO: SMSD-20-9850
PROJECT NAME: Cabrillo 2021 Demolition

Building H

Material	Sample No.	Asbestos Content	Sample Location	Material Location	Approx. Qty.	Friable	Damage
New roof core	H-19	None detected	East center of roof	Roof	200 SF	No	No
New roof core	H-20	None detected	West center of roof				
New roof core	H-21	None detected	Center of roof				
White roof patch	H-22	None detected	North center of roof	Roof	40 SF	No	No
White roof patch	H-23	None detected	East center of roof				
White roof patch	H-24	None detected	West center of roof				
Wood caulking	H-25	None detected	East center of east exterior side	Exterior walls	300 LF	No	No
Wood caulking	H-26	None detected	North center of north exteiror side				
Wood caulking	H-27	None detected	Northeast of building exterior				
Non-skid on ramp	H-28	None detected	South of ramp	Ramp exterior	150 SF	No	No
Non-skid on ramp	H-29	None detected	Center of ramp				
Non-skid on ramp	H-30	None detected	North of ramp				

MATERIAL INVENTORY
ASBESTOS SAMPLES

CLIENT: Santa Monica Malibu School District
PROJECT NO: SMSD-20-9850
PROJECT NAME: Cabrillo 2021 Demolition

Building I

Material	Sample No.	Asbestos Content	Sample Location	Material Location	Approx. Qty.	Friable	Damage
Non-skid flooring	I-1	None detected	South ramp	Exterior ramp flooring	200 SF	No	No
Non-skid flooring	I-2	None detected	Center ramp				
Non-skid flooring	I-3	None detected	North ramp				
Wood caulk	I-4	None detected	South center	Exterior walls of building on wood seams	300 SF	No	No
Wood caulk	I-5	None detected	East center				
Wood caulk	I-6	None detected	Northeast				
Kicksheet roof core	I-7	None detected	Southeast	Roof	900 SF	No	No
Kicksheet roof core	I-8	None detected	Center ramp				
Kicksheet roof core	I-9	None detected	northwest				
Newer roof	I-10	None detected	West center	Center seam down roof	200 SF	No	No
Newer roof	I-11	None detected	Center				
Newer roof	I-12	None detected	East center				
White roof patch	I-13	None detected	Southeast	Roof	40 SF	No	No
White roof patch	I-14	None detected	Northeast				
White roof patch	I-15	None detected	West center				
Dark blue vinyl sheet flooring with glue	I-16	None detected	Northeast	Interior flooring	900 SF	No	No
Dark blue vinyl sheet flooring with glue	I-17	None detected	South center				
Dark blue vinyl sheet flooring with glue	I-18	None detected	North center				
4" black cove base with tan mastic	I-19	None detected	Northeast	Lower wall interior	122 SF	No	No
4" black cove base with tan mastic	I-20	None detected	South center				
4" black cove base with tan mastic	I-21	None detected	North center				
Fiberboard with glue on drywall (core)	I-22	None detected	Southwest				

MATERIAL INVENTORY
ASBESTOS SAMPLES

CLIENT: Santa Monica Malibu School District
PROJECT NO: SMSD-20-9850
PROJECT NAME: Cabrillo 2021 Demolition

Building I

Material	Sample No.	Asbestos Content	Sample Location	Material Location	Approx. Qty.	Friable	Damage
Fiberboard with glue on drywall (core)	I-23	None detected	Southeast corner	Interior walls	1,500 SF	No	No
Fiberboard with glue on drywall (core)	I-24	None detected	Northeast corner				
Black barrier paper	I-25	None detected	Southwest	Interior walls - wall cavity	1,500 SF	No	No
Black barrier paper	I-26	None detected	Southeast				
Black barrier paper	I-27	None detected	Northeast				
2'x4' fissured ceiling tiles	I-28	None detected	Northwest	Ceiling	900 SF	No	No
2'x4' fissured ceiling tiles	I-29	None detected	Northeast				
2'x4' fissured ceiling tiles	I-30	None detected	East center				

MATERIAL INVENTORY
ASBESTOS SAMPLES

CLIENT: Santa Monica Malibu School District
PROJECT NO: SMSD-20-9850
PROJECT NAME: Cabrillo 2021 Demolition

Portable Building C1

Material	Sample No.	Asbestos Content	Sample Location	Material Location	Approx. Qty.	Friable	Damage
Black roof mastic	C1-1	None detected	North center - roof	Down the center of roof	46 LF	No	No
Black roof mastic	C1-2	None detected	Center - roof				
Black roof mastic	C1-3	None detected	South center - roof				
White sealant	C1-4	None detected	Southeast - roof	Edges, flashing, skylights on roof	40 SF	No	No
White sealant	C1-5	None detected	Northwest - roof				
White sealant	C1-6	None detected	Northeast skylight on roof				
Light gray wood caulking	C1-7	None detected	South center	Wood seams, window seals, door frames	<400 LF	No	No
Light gray wood caulking	C1-8	None detected	North center				
Light gray wood caulking	C1-9	None detected	Southeast				
Fiberboard with glue on drywall (core)	C1-10	None detected	East center	All interior walls	1,100 SF	No	No
Fiberboard with glue on drywall (core)	C1-11	None detected	North center				
Fiberboard with glue on drywall (core)	C1-12	None detected	West center				
Carpet glue	C1-13	None detected	North center	Flooring throughout room underneath multi-color carpet	900 SF	No	No
Carpet glue	C1-14	None detected	Center				
Carpet glue	C1-15	None detected	South center				
Gray leveling compound	C1-16	None detected	South center	Flooring throughout room underneath multi-color carpet	900 SF	Yes	No
Gray leveling compound	C1-17	None detected	Center				
Gray leveling compound	C1-18	None detected	North center				
4" cove base with glue	C1-19	None detected	South wall near entrance	Base of perimeter walls	160 LF	No	No
4" cove base with glue	C1-20	None detected	West center wall				
4" cove base with glue	C1-21	None detected	Northeast wall				

MATERIAL INVENTORY
ASBESTOS SAMPLES

CLIENT: Santa Monica Malibu School District
PROJECT NO: SMSD-20-9850
PROJECT NAME: Cabrillo 2021 Demolition

Portable Building C2

Material	Sample No.	Asbestos Content	Sample Location	Material Location	Approx. Qty.	Friable	Damage
Black roof mastic	C2-1	None detected	North center - roof	Down the center of roof	46 LF	No	No
Black roof mastic	C2-2	None detected	Center - roof				
Black roof mastic	C2-3	None detected	South center - roof				
White sealant	C2-4	None detected	Southeast - roof	Edges, flashing, skylights on roof	40 SF	No	No
White sealant	C2-5	None detected	Northwest - roof				
White sealant	C2-6	None detected	Northeast skylight on roof				
Light gray wood caulking	C2-7	None detected	South center	Wood seams, window seals, door frames	<400 LF	No	No
Light gray wood caulking	C2-8	None detected	North center				
Light gray wood caulking	C2-9	None detected	Southeast				
Fiberboard with glue on drywall (core)	C2-10	None detected	East center	All interior walls	1,100 SF	No	No
Fiberboard with glue on drywall (core)	C2-11	None detected	North center				
Fiberboard with glue on drywall (core)	C2-12	None detected	West center				
Carpet glue	C2-13	None detected	North center	Flooring throughout room underneath multi-color carpet	900 SF	No	No
Carpet glue	C2-14	None detected	Center				
Carpet glue	C2-15	None detected	South center				
Gray leveling compound	C2-16	None detected	South center	Flooring throughout room underneath multi-color carpet	900 SF	Yes	No
Gray leveling compound	C2-17	None detected	Center				
Gray leveling compound	C2-18	None detected	North center				
4" cove base with glue	C2-19	None detected	South wall near entrance	Base of perimeter walls	160 LF	No	No
4" cove base with glue	C2-20	None detected	West center wall				
4" cove base with glue	C2-21	None detected	Northeast wall				

MATERIAL INVENTORY
ASBESTOS SAMPLES

CLIENT: Santa Monica Malibu School District
PROJECT NO: SMSD-20-9850
PROJECT NAME: Cabrillo 2021 Demolition

Portable Building C3

Material	Sample No.	Asbestos Content	Sample Location	Material Location	Approx. Qty.	Friable	Damage
Black roof mastic	C3-1	None detected	North center - roof	Down the center of roof	46 LF	No	No
Black roof mastic	C3-2	None detected	Center - roof				
Black roof mastic	C3-3	None detected	South center - roof				
White sealant	C3-4	None detected	Southeast - roof	Edges, flashing, skylights on roof	40 SF	No	No
White sealant	C3-5	None detected	Northwest - roof				
White sealant	C3-6	None detected	Northeast skylight on roof				
Light gray wood caulking	C3-7	None detected	South center	Wood seams, window seals, door frames	<400 LF	No	No
Light gray wood caulking	C3-8	None detected	North center				
Light gray wood caulking	C3-9	None detected	Southeast				
Fiberboard with glue on drywall (core)	C3-10	None detected	East center	All interior walls	1,100 SF	No	No
Fiberboard with glue on drywall (core)	C3-11	None detected	North center				
Fiberboard with glue on drywall (core)	C3-12	None detected	West center				
Carpet glue	C3-13	None detected	North center	Flooring throughout room underneath multi-color carpet	900 SF	No	No
Carpet glue	C3-14	None detected	Center				
Carpet glue	C3-15	None detected	South center				
Gray leveling compound	C3-16	None detected	South center	Flooring throughout room underneath multi-color carpet	900 SF	Yes	No
Gray leveling compound	C3-17	None detected	Center				
Gray leveling compound	C3-18	None detected	North center				
4" cove base with glue	C3-19	None detected	South wall near entrance	Base of perimeter walls	160 LF	No	No
4" cove base with glue	C3-20	None detected	West center wall				
4" cove base with glue	C3-21	None detected	Northeast wall				

MATERIAL INVENTORY
ASBESTOS SAMPLES

CLIENT: Santa Monica Malibu School District
PROJECT NO: SMSD-20-9850
PROJECT NAME: Cabrillo 2021 Demolition

Portable Building C4

Material	Sample No.	Asbestos Content	Sample Location	Material Location	Approx. Qty.	Friable	Damage
Black roof mastic	C4-1	None detected	North center roof	Down the center of roof	46 LF	No	No
Black roof mastic	C4-2	None detected	Center roof				
Black roof mastic	C4-3	None detected	South center roof				
White sealant	C4-4	None detected	Southeast roof	Edges, flashing, skylights on roof	40 SF	No	No
White sealant	C4-5	None detected	Northwest roof				
White sealant	C4-6	None detected	Northeast sky light on roof				
Light gray wood caulking	C4-7	None detected	South center	Wood seams, window seals, door frames	<400 LF	No	No
Light gray wood caulking	C4-8	None detected	North center				
Light gray wood caulking	C4-9	None detected	Southeast roof				
Fiberboard with glue on drywall (core)	C4-10	None detected	East center	All interior walls	1,100 SF	No	No
Fiberboard with glue on drywall (core)	C4-11	None detected	North center				
Fiberboard with glue on drywall (core)	C4-12	None detected	West center				
Carpet glue	C4-13	None detected	North center	Flooring throughout room underneath multi-color carpet	900 SF	No	No
Carpet glue	C4-14	None detected	Center				
Carpet glue	C4-15	None detected	South center				
Gray leveling compound	C4-16	None detected	South center	Flooring throughout room underneath multi-color carpet	900 SF	Yes	No
Gray leveling compound	C4-17	None detected	Center				
Gray leveling compound	C4-18	None detected	North center				
4" cove base with glue	C4-19	None detected	South wall near entrance	Base of perimeter walls	160 LF	No	No
4" cove base with glue	C4-20	None detected	West center wall				
4" cove base with glue	C4-21	None detected	Northeast wall				

MATERIAL INVENTORY
ASBESTOS SAMPLES

CLIENT: Santa Monica Malibu School District
PROJECT NO: SMSD-20-9850
PROJECT NAME: Cabrillo 2021 Demolition

Portable Building C5

Material	Sample No.	Asbestos Content	Sample Location	Material Location	Approx. Qty.	Friable	Damage
Black roof mastic	C5-1	None detected	North center roof	Down the center of roof	46 LF	No	No
Black roof mastic	C5-2	None detected	Center roof				
Black roof mastic	C5-3	None detected	South center roof				
White sealant on roof	C5-4	None detected	Southeast roof	Edges, flashing and skylights on roof	40 SF	No	No
White sealant on roof	C5-5	None detected	Northwest roof				
White sealant on roof	C5-6	None detected	Northeast skylight on roof				
Light gray wood caulking	C5-7	None detected	South center roof	Wood edges on seams, window seals, and door frames	<400 LF	No	No
Light gray wood caulking	C5-8	None detected	North center roof				
Light gray wood caulking	C5-9	None detected	Southeast roof				
Fiberboard with glue on drywall (core)	C5-10	None detected	East center	All interior walls	1,100 SF	No	No
Fiberboard with glue on drywall (core)	C5-11	None detected	North center roof				
Fiberboard with glue on drywall (core)	C5-12	None detected	West center				
Carpet glue	C5-13	None detected	North center roof	Throughout room, floor under multi-color carpet	900 SF	No	No
Carpet glue	C5-14	None detected	Center roof				
Carpet glue	C5-15	None detected	South center				
Gray leveling compound	C5-16	None detected	South center	Throughout room floor under multi-color carpet	900 SF	Yes	No
Gray leveling compound	C5-17	None detected	Center roof				
Gray leveling compound	C5-18	None detected	North center				
4" cove base with glue	C5-19	None detected	South wall near entrance	Base of perimeter walls	160 LF	No	No
4" cove base with glue	C5-20	None detected	West center wall				
4" cove base with glue	C5-21	None detected	Northeast wall				

MATERIAL INVENTORY
ASBESTOS SAMPLES

CLIENT: Santa Monica Malibu School District
PROJECT NO: SMSD-20-9850
PROJECT NAME: Cabrillo 2021 Demolition

Boys and Girls Club East

Material	Sample No.	Asbestos Content	Sample Location	Material Location	Approx. Qty.	Friable	Damage
Gray sealant	BGE-1	None Detected	Northwest	Roof on seams	100 SF	No	No
Gray sealant	BGE-2	None Detected	Center				
Gray sealant	BGE-3	None Detected	Southeast				
White wood caulk	BGE-4	None Detected	Southwest	Exteiror walls on wood seams	300 LF	No	No
White wood caulk	BGE-5	None Detected	Southeast				
White wood caulk	BGE-6	None Detected	Northeast				
Non-skid flooring	BGE-7	None Detected	Northeast	Exteiror ramp	100 SF	No	No
Non-skid flooring	BGE-8	None Detected	West center				
Non-skid flooring	BGE-9	None Detected	Southeast				
2'x2' fissured ceiling tile	BGE-10	None Detected	Northeast	Interior ceiling throughout	900 SF	No	No
2'x2' fissured ceiling tile	BGE-11	None Detected	West center				
2'x2' fissured ceiling tile	BGE-12	None Detected	Southeast				
Fiberboard with glue on drywall	BGE-13	None Detected	Northeast	Interior walls	1,500 SF	No	No
Fiberboard with glue on drywall	BGE-14	None Detected	West center				
Fiberboard with glue on drywall	BGE-15	None Detected	Southeast				
Barrier paper	BGE-16	None Detected	Northeast	Interior wall cavities	1,300 SF	No	No
Barrier paper	BGE-17	None Detected	West center				
Barrier paper	BGE-18	None Detected	Southeast				
12"x12" light gray with streaks floor tile with glue and leveling compound	BGE-19	None Detected	Southwest	Flooring throughout interior	900 SF	No	No

MATERIAL INVENTORY
ASBESTOS SAMPLES

CLIENT: Santa Monica Malibu School District
PROJECT NO: SMSD-20-9850
PROJECT NAME: Cabrillo 2021 Demolition

Boys and Girls Club East

Material	Sample No.	Asbestos Content	Sample Location	Material Location	Approx. Qty.	Friable	Damage
12"x12" light gray with streaks floor tile with glue and leveling compound	BGE-20	None Detected	East center				
12"x12" light gray with streaks floor tile with glue and leveling compound	BGE-21	None Detected	Northeast				
4" gray cove base with tan mastic	BGE-22	None Detected	Southeast	Base of walls	130 LF	No	No
4" gray cove base with tan mastic	BGE-23	None Detected	East center				
4" gray cove base with tan mastic	BGE-24	None Detected	Northeast				

MATERIAL INVENTORY
ASBESTOS SAMPLES

CLIENT: Santa Monica Malibu School District
PROJECT NO: SMSD-20-9850
PROJECT NAME: Cabrillo 2021 Demolition

Boys and Girls Club West

Material	Sample No.	Asbestos Content	Sample Location	Material Location	Approx. Qty.	Friable	Damage
White membrane roofing	BGW-1	None Detected	Northwest	Roof	1,100 SF	Yes	No
White membrane roofing	BGW-2	None Detected	Center				
White membrane roofing	BGW-3	None Detected	Southeast				
White wood caulking	BGW-4	None Detected	North center	Door frame, window frame and seams of wood	300 LF	No	No
White wood caulking	BGW-5	None Detected	South center				
White wood caulking	BGW-6	None Detected	Southwest				
Non-skid flooring	BGW-7	None Detected	Northeast	Exterior ramp	100 SF	No	No
Non-skid flooring	BGW-8	None Detected	West center				
Non-skid flooring	BGW-9	None Detected	Southeast				
2'x4' ceiling tiles (directional crevices)	BGW-10	None Detected	Southeast	Interior ceiling	900 SF	No	No
2'x4' ceiling tiles (directional crevices)	BGW-11	None Detected	West center				
2'x4' ceiling tiles (directional crevices)	BGW-12	None Detected	Northeast				
Fiberboard wall with glue and drywall	BGW-13	None Detected	Southeast	Perimeter interior walls	1,300 SF	No	No
Fiberboard wall with glue and drywall	BGW-14	None Detected	West center				
Fiberboard wall with glue and drywall	BGW-15	None Detected	Northeast				
Barrier paper	BGW-16	None Detected	Southeast	Perimeter walls cavity	1,300 SF	No	No
Barrier paper	BGW-17	None Detected	West center				
Barrier paper	BGW-18	None Detected	Northeast				
4" gray cove babse with tan mastic	BGW-19	None Detected	Northwest	Base of wall throughout	130 LF	No	No

MATERIAL INVENTORY
ASBESTOS SAMPLES

CLIENT: Santa Monica Malibu School District
PROJECT NO: SMSD-20-9850
PROJECT NAME: Cabrillo 2021 Demolition

Boys and Girls Club West

Material	Sample No.	Asbestos Content	Sample Location	Material Location	Approx. Qty.	Friable	Damage
4" gray cove babse with tan mastic	BGW-20	None Detected	East center				
4" gray cove babse with tan mastic	BGW-21	None Detected	Southwest				
12"x12" floor tile with glue and leveling compound	BGW-22	None Detected	West center	Flooring throughout	900 SF	No	No
12"x12" floor tile with glue and leveling compound	BGW-23	None Detected	Northwest				
12"x12" floor tile with glue and leveling compound	BGW-24	None Detected	Southwest				
12"x12" light blue with streaks with glue and leveling compound	BGW-25	None Detected	North center	North side of interior building	30 SF	No	No
12"x12" light blue with streaks with glue and leveling compound	BGW-26	None Detected	Northwest				
12"x12" light blue with streaks with glue and leveling compound	BGW-27	None Detected	Northeast				

ALTA ENVIRONMENTAL
FIELD BULK SAMPLE LIST

CLIENT: SMMUSD
PROJECT NO.: SMSD-20-9850
PROJECT NAME: Cabrillo E.S. Demo

Technician: Randy Flores
Date:
Page: 1 of 1

MATERIAL	SAMPLE#	SAMPLE LOCATION	MATERIAL LOCATION	EST. QTY.	F	D
Concrete	CS-1	South Center of Bldg. C	Throughout Cabrillo E.S. Walkways	15,000 S.F.	N	N
	2	South East of MPR				
	3	North West of Bldg. B				
	4	North West of Bldg. D				
	5	South West of MPR				
	6	South East of Bldg. F.				
	7	North East of Bldg. B.				

NV5
ALTA ENVIRONMENTAL

FIELD BULK SAMPLE LIST

CLIENT: SMMUSD
PROJECT NO.: SM 50-20-9850
PROJECT NAME: Cabrillo Demo

Technician: Randy Flores
Date: 1-14-2021
Page: 1 of ___

MATERIAL	SAMPLE #	SAMPLE LOCATION	MATERIAL LOCATION	EST. QTY.	F	D
Kick shed Roofing (Core)	RO14-1	NORTH WEST	Bldg A Roof	~ 2000 S.F.	N	N
	2	CENTER			N	N
	3	NORTH EAST			N	N
Roof Mastic	4	NORTH WEST	Penetrations	~ 200 S.F.	N	N
	5	center (Patched area)			N	N
	6	East Center			N	N
Roofing Kick shed (Core)	7	NORTH EAST	BLDG. B ROOF	8000 S.F.	N	N
	8	CENTER-SOUTH			N	N
	9	NORTH EAST			N	N
Roof MASTIC	10	WEST CENTER	Penetrations	~ 100 S.F.	N	N
	11	CENTER			N	N

NV5
ALTA ENVIRONMENTAL

FIELD BULK SAMPLE LIST

CLIENT: SMMUSD
PROJECT NO.: SMSD-20-9850
PROJECT NAME: Cabrillo Demo

Technician: Randy Flores
Date: 1-14-2021
Page: 2 of ___

MATERIAL	SAMPLE #	SAMPLE LOCATION	MATERIAL LOCATION	EST. QTY.	F	D
Roof Mastic	R0114-12	South East	Bldg B Roof Penetration	100 S.F.	N	N
Kick Sheet ROOFING CORE	13	NORTH WEST	Bldg. E Roof	3,500 SF	N	N
↓	14	NORTHEAST	↓	↓	↓	↓
↓	15	SOUTH EAST	↓	↓	↓	↓
Roof Mastic	16	NORTH EAST	Bldg E Roof Penetrations	100 S.F	N	N
↓	17	EAST CENTER	↓	↓	↓	↓
↓	18	SOUTH CENTER	↓	↓	↓	↓
HVAC - TAPE W/SEALANT	19	WEST	Bldg E Roof - (Ducting)	200 L.F.	Y	N
↓	20	CENTER	↓	↓	↓	↓
↓	21	EAST	↓	↓	↓	↓
Kick Sheet (CORE)	22	west center	Bldg. F Roof	~900 SF	N	N

NV5
ALTA ENVIRONMENTAL

FIELD BULK SAMPLE LIST

CLIENT: SMMUSD
PROJECT NO.: SMSD-20-9850
PROJECT NAME: Cabrillo Dem

Technician: Randy Flores
Date: 1-14-2021
Page: 3 of ___

MATERIAL	SAMPLE #	SAMPLE LOCATION	MATERIAL LOCATION	EST. QTY.	F	D
Kick Sheet (cove)	R0114-23	Center	BLDG. F ROOF	~9000 SF	N	N
	24	East center				
Roof mastic	25	North East	BLDG. F Roof Penetrations	100 SF	N	N
	26	South west				
	27	South East				
Kick Sheet (cove)	28	Southeast	BLDG. D ROOF & CANOPY/ARCADE	8000 SF	N	N
	29	North center				
	30	west center				
ROOF BLACK MASTIC	31	South west	BLDG. D Roof Penetrations & CANOPY/ARCADE	~140 SF	N	N
	32	Center				
	33	South east				

NV5
ALTA ENVIRONMENTAL

FIELD BULK SAMPLE LIST

CLIENT: SMMUSD
PROJECT NO.: SMSD-20-9850
PROJECT NAME: Cabrillo E.S.

Technician: Randy Flores
Date: 1-14-2021
Page: 4 of ___

MATERIAL	SAMPLE #	SAMPLE LOCATION	MATERIAL LOCATION	EST. QTY.	F	D
Kick Sheet cove	34	South west	BLDG. C ROOF	6000 SF	N	N
	35	North Center	↓		↓	↓
~~Roof~~	36	South East	↓		↓	↓
Roof MASTIC	37	South west	BLDG C Roof Penetration	100 SF	N	N
↓	38	center	↓	↓	↓	↓
↓	39	South east	↓	↓	↓	↓
Kick Sheet	40	NORTH	BLDG F Lower Roof	300 SF	N	N
	41	CENTER	↓	↓	↓	↓
	42	SOUTH	↓	↓	↓	↓
ROOF MASTIC	43	NORTH EAST	BLDG F LOWER Roof Penetrations	50 S.F	N	N
↓	44	EAST CENTER	↓	↓	↓	↓
↓	45	SOUTH EAST	↓	↓	↓	↓

NV5
ALTA ENVIRONMENTAL

RE-SAMPLES * SAME LOCATIONS

FIELD BULK SAMPLE LIST

CLIENT: SMMUSD
PROJECT NO.: SMSD-20-9850
PROJECT NAME: Cabrillo E.S. Demo

Technician: Randy Flores
Date: 1-13-2021
Page: 1 of 1

MATERIAL	SAMPLE #	SAMPLE LOCATION	MATERIAL LOCATION	EST. QTY.	F	D
Joint Compound	0113-1	NORTH west Kitchen	Bldg. A walls	~ 2000 S.F.	Y	N
	2	North east lobby				
	3	North East of North East storage				
	4	South west corner of office R/R	ceiling	1900 S.F.		
fiber Board w/ Glue	5	East center lower wall	All walls (Bldg C-4)	~~300~~ 1100 S.F.	N	N
	6	East center lower wall	(Bldg C-5)			
Joint Compound	7	Stage ceiling South center	WALLS & ceiling	~ 10000 SF	Y	N
	8	Staff Dining				
Glue & level compound	9	NORTH Center	Stage Storage w/ 12"x12" FLOOR tile	300	N	N
	10	South East				

MATERIAL INVENTORY
LEAD PAINT CHIP SAMPLES

CLIENT: Santa Monica Malibu School District
PROJECT NO: SMSD-20-9850
PROJECT NAME: Cabrillo 2021 Demolition

Building A

Component	Sample No.	Substrate	Paint Color	Sample Location	Material Location	Results (PPM)	Damage	Approx. Damage Qty.
Wall	A-L-1	Stucco	Light blue	Northwest of Building A exterior	Exterior walls	< 47	No	N/A
Flashing	A-L-2	Metal	Blue	Northeast exterior of building	Perimeter of roof	< 46	No	N/A
Utility piping	A-L-3	Metal	White	Northwest exterior of building	throughout	50	No	N/A
Wall	A-L-4	Drywall	White	East center of main office	Interior walls	63	No	N/A
Door	A-L-5	Metal	White	Southwest of copier room	Entrances	< 47	No	N/A
Door frame	A-L-6	Wood	White	West entrance of copier room	Entrances	< 48	No	N/A
Door frame	A-L-7	Metal	Blue	South electrical room entrance	Entrances	54	No	N/A

MATERIAL INVENTORY
LEAD PAINT CHIP SAMPLES

CLIENT: Santa Monica Malibu School District
PROJECT NO: SMSD-20-9850
PROJECT NAME: Cabrillo 2021 Demolition

Building B

Component	Sample No.	Substrate	Paint Color	Sample Location	Material Location	Results (PPM)	Damage	Approx. Damage Qty.
Wall	B-L1	Stucco	Light blue	Southeast of east wall above arcade	Exterior walls	< 48	No	N/A
Z-flashing	B-L2	Metal	Light blue	North center of north exterior wall	North exterior	410	No	N/A
Roof flashing	B-L3	Metal	Blue	East center of roof	Exterior perimeter roof	3,000	Yes	3 SF
Arcade ceiling	B-L4	Wood	White	South center of arcade	South of building	64	No	N/A
Roof vent	B-L5	Metal	White	Southeast of roof	Vcents throughout roof	110	No	N/A
Door	B-L6	Metal	Blue	North entrance of room 5	Classroom doors	< 48	No	N/A
Door frame	B-L7	Metal	Blue	North entrance of room 5	Entrances	< 46	No	N/A
Window sill (exterior)	B-L8	Wood	Blue	North exteiror windows of room 5	Exterior windows	4,200	Yes	1 LF
Window frame	B-L9	Wood	Blue	Northwest windows of room 5	Interior windows	330	No	N/A
Cabinets	B-L10	Wood	Blue	Southwest of room 4	Classrooms	< 49	No	N/A
Wall	B-L11	Drywall	Cream	North wall of room 4 restroom	Room 4 restroom	< 47	No	N/A
Wall	B-L12	Drywall	White	West wall of room 5 closet	Throughout classrooms	51	No	N/A
Wall	B-L13	Wood	White	North wall of room 5	Throughout classrooms	2,200	No	N/A

MATERIAL INVENTORY
LEAD PAINT CHIP SAMPLES

CLIENT: Santa Monica Malibu School District
PROJECT NO: SMSD-20-9850
PROJECT NAME: Cabrillo 2021 Demolition

Building C

Component	Sample No.	Substrate	Paint Color	Sample Location	Material Location	Results (PPM)	Damage	Approx. Damage Qty.
Wall	C-L1	Stucco	Light blue	Southwest exterior	Exterior walls	62	No	N/A
Ceiling arcade	C-L2	Wood	White	Southeast	South and east of building	3,100	No	N/A
Arcade pole	**C-L3**	**Metal**	**Blue**	**South of room 10**	**Exterior**	**89,000**	**No**	**N/A**
Door	C-L4	Metal	Blue	North door of room 11	Classroom entrances	< 48	No	N/A
Door frame	C-L5	metal	Blue	North entrance of room 9	Classroom entrances	< 46	No	N/A
Window frame	C-L6	Wood	Blue	North windows of room 11	Classroom windows	600	No	N/A
Cabinet	C-L7	Wood	Blue	West of room 11	Classroom cabinets	400	No	N/A
Window sill	C-L8	Wood	Blue	North center exterior of room 11	North exterior of building	1,600	No	N/A
Wall	C-L9	Wood	White	North wall of room 9	Interior walls of classrooms	< 48	No	N/A

MATERIAL INVENTORY
LEAD PAINT CHIP SAMPLES

CLIENT: Santa Monica Malibu School District
PROJECT NO: SMSD-20-9850
PROJECT NAME: Cabrillo 2021 Demolition

Building D

Component	Sample No.	Substrate	Paint Color	Sample Location	Material Location	Results (PPM)	Damage	Approx. Damage Qty.
Wall	D-L1	Stucco	White	North wall of room 15	Interior walls of building D	< 48	No	N/A
Wall	D-L2	Drywall	White	East center wall of room 14	Interior walls of building D	54	No	N/A
Wall	D-L3	Stucco	Light blue	Northwest exterior of building	Exterior walls	< 48	No	N/A
Window frame	D-L4	Metal	Blue	North center of room 14	Windows	1,900	No	N/A
Arcade pole	D-L5	Metal	Blue	South exterior of building	Arcade exterior	48	No	N/A
Rain spout	D-L6	Metal	Blue	South exterior of building	Exterior of building	290	No	N/A
Utility piping	D-L7	Metal	Light blue	South center exterior of building	Exterior of building	67	No	N/A
Arcade ceiling	**D-L8**	**Wood**	**White**	**South center of arcade**	**Exterior of building**	**10,000**	**No**	**N/A**
Cabinets	D-L9	Wood	Blue	West of room 14	Classrooms	49	No	N/A

MATERIAL INVENTORY
LEAD PAINT CHIP SAMPLES

CLIENT: Santa Monica Malibu School District
PROJECT NO: SMSD-20-9850
PROJECT NAME: Cabrillo 2021 Demolition

Building E

Component	Sample No.	Substrate	Paint Color	Sample Location	Material Location	Results (PPM)	Damage	Approx. Damage Qty.
Wall	L-PC1	Stucco	Light blue	Northwest exterior of library	Exterior walls of library	66	No	N/A
Wall	L-PC2	Brick	Light blue	Northwest of library	West exterior of library	72	No	N/A
Arcade pole	L-PC3	Metal	Blue	Northeast of library	At exterior of library	2,100	No	N/A
Floor	L-PC4	Concrete	Baby blue	North of library patio	Library patio	< 47	No	N/A
Door/door frame	L-PC5	Metal	Blue	Northeast library entrance	Library entrances	65	No	N/A
Door/door frame	L-PC6	metal	White	Northwest entrance of therapy room	Therapy room	83	No	N/A
Door/door frame	L-PC7	Wood	Blue	Southwest door of work room	Therapy, work room, therapist room	91	No	N/A
Door frame/window frames	L-PC8	Wood	Blue	Southwest entrance of therapy room	Library room entrances	210	No	N/A
Window frame	L-PC9	Wood	White	Window (west) frame of work room	Work room, therapist room	60	No	N/A
Cabinet	L-PC10	Wood	White	Southeast cabinets fo work room	Cabinet thorughout library	< 49	No	N/A
Wall	L-PC11	Plaster	Tan	East wall of library	Interior library walls	210	No	N/A
Wall	L-PC12	Plaster	White	West wall of library	Interior library walls	740	No	N/A
Utility piping	L-PC13	Metal	White	North of therapist room	Thorughout library	< 47	No	N/A

MATERIAL INVENTORY
LEAD PAINT CHIP SAMPLES

CLIENT: Santa Monica Malibu School District
PROJECT NO: SMSD-20-9850
PROJECT NAME: Cabrillo 2021 Demolition

Building F

Component	Sample No.	Substrate	Paint Color	Sample Location	Material Location	Results (PPM)	Damage	Approx. Damage Qty.
Wall	F-L1	Stucco	Light blue	Northeast exterior of building	Exterior walls	< 48	Yes	5 SF
Wall	F-L2	Stucco	White	Northeast of east wall of closet 169	Closet 169 wall	< 47	No	N/A
Arcade support pole	F-L3	Metal	Blue	Southwest of building	Exterior of building	740	No	N/A
Utility piping	F-L4	Metal	Light blue	Southwest exterior of building	Exterior of building	< 47	No	N/A
Utility piping	F-L5	Metal	White	Northeast of closet 169	Throughout building	< 47	No	N/A
Door	F-L6	Metal	Blue	Southeast entrances door room 20	Classroom entrance doors	< 48	No	N/A
Door frame	F-L7	Metal	Blue	Southwest closet of room 20	Closet door frames of all calssrooms	< 48	No	N/A
Door	F-L8	Wood	Blue	Southwest clowet door of room 20	Closet door of all classrooms	< 46	No	N/A
Railing	F-L9	Metal	Blue	Northwest railings of room 20	Northwest of classroom room 20	< 46	No	N/A
Wall	F-L10	Plaster	White	West wall of room 20	Interior classroom walls	< 47	No	N/A
Wall	F-L11	Drywall	White	East wall of room 22	Interior classroom walls	< 49	No	N/A
Wall	F-L12	Fiberboard	White	Northeast of room 22	Interior classroom walls	98	No	N/A

MATERIAL INVENTORY
LEAD PAINT CHIP SAMPLES

CLIENT: Santa Monica Malibu School District
PROJECT NO: SMSD-20-9850
PROJECT NAME: Cabrillo 2021 Demolition

Building H

Component	Sample No.	Substrate	Paint Color	Sample Location	Material Location	Results (PPM)	Damage	Approx. Damage Qty.
Wall exterior	H-L1	Wood	Light blue	Southwest exterior of building	Exterior	< 49	Yes	5 SF
Piping exterior	H-L2	Metal	Light blue	East exterior of building	Exteiror utility piping	< 48	No	N/A
Frame door	H-L3	Wood	Blue	Door frame	Exterior	50	No	N/A
Window frame	H-L4	Wood	Light blue	West window frame	Windows	< 48	No	N/A
Railings	H-L5	Metal	Blue	West exterio railings	Exterior railings	< 48	No	N/A
Door/ door frame	H-L6	Metal	Blue	Southwest door frame	Door frame	< 49	No	N/A
Facia	H-L7	Wood	Light blue	Northeast of exterior	Exterior	< 47	No	N/A

MATERIAL INVENTORY
LEAD PAINT CHIP SAMPLES

CLIENT: Santa Monica Malibu School District
PROJECT NO: SMSD-20-9850
PROJECT NAME: Cabrillo 2021 Demolition

Building I

Component	Sample No.	Substrate	Paint Color	Sample Location	Material Location	Results (PPM)	Damage	Approx. Damage Qty.
Exterior walls	I-L1	Wood	Light blue	Southeast exterior	Exterior	< 47	No	N/A
Piping	I-L2	Metal	Light blue	East center exterior	Exterior utility piping	< 47	Yes	5 SF
Rialings	I-L3	Metal	Dark blue	West of building, east railing	Entrance railings	< 49	Yes	3 LF
Door/ door frame	I-L4	Metal	Blue	Door frame	Door/door frame	< 48	No	N/A
Facia	I-L5	Wood	Light blue	South center	Exterior facia	< 48	Yes	5 LF
Flashing	I-L6	Metal	Blue	Exterior flashing	Exterior of flashing	53	Yes	5 LF

MATERIAL INVENTORY
LEAD PAINT CHIP SAMPLES

CLIENT: Santa Monica Malibu School District
PROJECT NO: SMSD-20-9850
PROJECT NAME: Cabrillo 2021 Demolition

MPR Building

Component	Sample No.	Substrate	Paint Color	Sample Location	Material Location	Results (PPM)	Damage	Approx. Damage Qty.
Wall	MPR-L1	Drywall	White	Northwest of dining student area	Interior walls of MPR building	< 49	No	N/A
Table housing	MPR-L2	Metal	White	Northwest of dining area	Dining area	< 49	No	N/A
Wall	MPR-L3	Stucco	Light blue	Northweset exterior	Exterior walls	< 48	No	N/A
Table mount	MPR-L4	Metal	White	Northwest of dining	Dining area	53	No	N/A
Door frame	MPR-L5	Metal	Blue	Southeast of kitchen	Building entrances	52	No	N/A
Cabinet	MPR-L6	Wood	Blue	West of cafeteria	At cafeteria	< 49	No	N/A
Door/door frame	MPR-L7	Wood	Blue	Northeast of kitchen entrance	Interior entrances	< 47	No	N/A
Electrical panel	MPR-L8	Metal	Tan	Southwest of roof	Roof	< 48	No	N/A
Flashing	MPR-L9	Metal	Blue	West center of roof	Roof	< 48	No	N/A

MATERIAL INVENTORY
LEAD PAINT CHIP SAMPLES

CLIENT: Santa Monica Malibu School District
PROJECT NO: SMSD-20-9850
PROJECT NAME: Cabrillo 2021 Demolition

Portable C1

Component	Sample No.	Substrate	Paint Color	Sample Location	Material Location	Results (PPM)	Damage	Approx. Damage Qty.
Door	C1-1	Metal	Blue	East of door frame	Door and door frame	< 47	No	N/A
Door frame	C1-2	Wood	Blue	East of exterior side of door frame	Exterior door frame	< 47	No	N/A
Wall	C1-3	Wood	White	North center exterior side of building	Exterior wood siding of building	< 47	No	N/A

MATERIAL INVENTORY
LEAD PAINT CHIP SAMPLES

CLIENT: Santa Monica Malibu School District
PROJECT NO: SMSD-20-9850
PROJECT NAME: Cabrillo 2021 Demolition

Portable C2

Component	Sample No.	Substrate	Paint Color	Sample Location	Material Location	Results (PPM)	Damage	Approx. Damage Qty.
Door	C2-1	Metal	Blue	East of door frame	Door and door frame	< 49	No	N/A
Door frame	C2-2	Wood	Blue	East of exterior side of door frame	Exterior door frame	< 48	No	N/A
Wall	C2-3	Wood	White	North center exterior side of building	Exterior wood siding of building	< 48	No	N/A

MATERIAL INVENTORY
LEAD PAINT CHIP SAMPLES

CLIENT: Santa Monica Malibu School District
PROJECT NO: SMSD-20-9850
PROJECT NAME: Cabrillo 2021 Demolition

Portable C3

Component	Sample No.	Substrate	Paint Color	Sample Location	Material Location	Results (PPM)	Damage	Approx. Damage Qty.
Door	C3-1	Metal	Blue	East of door frame	Door and door frame	< 48	No	N/A
Door frame	C3-2	Wood	Blue	East of exterior side of door frame	Exterior door frame	< 48	No	N/A
Wall	C3-3	Wood	White	North center exterior side of building	Exterior wood siding of building	< 48	No	N/A

MATERIAL INVENTORY
LEAD PAINT CHIP SAMPLES

CLIENT: Santa Monica Malibu School District
PROJECT NO: SMSD-20-9850
PROJECT NAME: Cabrillo 2021 Demolition

Portable C4

Component	Sample No.	Substrate	Paint Color	Sample Location	Material Location	Results (PPM)	Damage	Approx. Damage Qty.
Door	C4-1	Metal	Blue	East of door frame	Door and door frame	< 46	No	N/A
Door frame	C4-2	Wood	Blue	East of exterior side of door frame	Exterior door frame	< 48	No	N/A
Wall	C4-3	Wood	White	North center exterior side of building	Exterior wood siding of building	< 47	No	N/A

MATERIAL INVENTORY
LEAD PAINT CHIP SAMPLES

CLIENT: Santa Monica Malibu School District
PROJECT NO: SMSD-20-9850
PROJECT NAME: Cabrillo 2021 Demolition

Portable C5

Component	Sample No.	Substrate	Paint Color	Sample Location	Material Location	Results (PPM)	Damage	Approx. Damage Qty.
Door	C5-1	Metal	Blue	East of door frame	Door and door frame	< 46	No	N/A
Door frame	C5-2	Wood	Blue	East of exterior side of door frame	Exterior door frame	< 47	No	N/A
Wall	C5-3	Wood	White	North center exterior side of building	Exterior wood siding of building	< 49	No	N/A

MATERIAL INVENTORY
LEAD PAINT CHIP SAMPLES

CLIENT: Santa Monica Malibu School District
PROJECT NO: SMSD-20-9850
PROJECT NAME: Cabrillo 2021 Demolition

Boys and Girls Club East

Component	Sample No.	Substrate	Paint Color	Sample Location	Material Location	Results (PPM)	Damage	Approx. Damage Qty.
Exterior corner	BGE-L1	Metal	Aqua	Southwest corner of building	Structure corner of building	< 49	No	N/A
Metal flashing	BGE-L2	Metal	Aqua	South center of building	Exteiror flashing of building	< 47	No	N/A
Wall paneling	BGE-L3	Wood	Aqua	South center of building	Exterior walls of building	< 49	No	N/A
Railings	BGE-L4	Metal	Light green	South of the building	South exteiror of building	< 47	No	N/A
Door	BGE-L5	Metal	Light green	Southeast entrance	Southeast door	< 49	No	N/A
Door frame	BGE-L6	Metal	Light green	Southeast entrance	Southeast entrance	< 47	No	N/A
Wall	BGE-L7	Fiberboard	Light blue	Northwest of classroom	Interior classroom walls	< 48	No	N/A
Wall	BGE-L8	Fiberboard	Violet	North center of classroom	Interior classroom walls	< 48	No	N/A

MATERIAL INVENTORY
LEAD PAINT CHIP SAMPLES

CLIENT: Santa Monica Malibu School District
PROJECT NO: SMSD-20-9850
PROJECT NAME: Cabrillo 2021 Demolition

Boys and Girls Club West

Component	Sample No.	Substrate	Paint Color	Sample Location	Material Location	Results (PPM)	Damage	Approx. Damage Qty.
Exterior corner	BGW-L1	Metal	Aqua	Exterior southwest corner	Structure corners	< 47	No	N/A
Wall panenling	BGW-L2	Wood	Aqua	Exterior south wall southwest	Exterior walls	< 47	No	N/A
Railings	BGW-L3	Metal	Aqua	South of railings	Exterior south side of building	< 48	No	N/A
Railings	BGW-L4	Metal	Light green	Southwest of railings	Exterior south	< 47	No	N/A
Door/ door frame	BGW-L5	Metal	Light green	Southeast entrance	Southeast entrance	< 48	No	N/A
Wall	BGW-L6	Fiberboard	Light yellow	West center wall of classroom	Interior walls of classroom	< 48	No	N/A
Wall	BGW-L7	Fiberboard	Blue	Southeast of classroom	Interior walls of classroom	< 48	No	N/A

MATERIAL INVENTORY
UNIVERSAL HAZARDOUS WASTE

CLIENT: Santa Monica Malibu Unified School District
PROJECT NO: SMSD-20-9850
PROJECT NAME: Juan Cabrillo Elementary School

Universal Waste Inventory

Building	PCB Light Ballasts	Flurescent Light Tubes	Exit Signs	Mercury Thermostats
Building A	34	68	2	0
Building B	76	152	0	0
Building C	61	122	0	3
Building D	56	112	0	2
Building E	41	82	2	0
Building F	5	10	0	0
MPR (Building G)	34	68	2	0
Building H (Cottage A)	10	20	0	0
Building I (Cottage B)	10	20	0	0
Boys and Girls Club (East and West)	24	48	0	0
Portable Building C1	10	20	0	0
Portable Building C2	10	20	0	0
Portable Building C3	10	20	0	0
Portable Building C4	10	20	0	0
Portable Building C5	10	20	0	0

Appendix B

Laboratory Analytical Report: Asbestos and Lead

ENVIRONMENTAL LABORATORIES LLC

1508 East 33rd Street
Signal Hill, CA 90755
Toll: 888-207-2022
Tel: 562-206-2770
Fax: 562-206-2773

Alta Environmental
3777 Long Beach Blvd.
Long Beach CA 90807
Attn.: Jim Byers

Report Number 2142679

Project Number SMSD-20-9850
Project Name Cabrillo Demo
Location Cabrillo E.S. Malibu
PO Number
WO Number

Date Received 01/15/2021
Date Analyzed 01/15/2021
Date Reported 01/15/2021

Date Sampled 01/14/2021
Sampled By Randy Flores
Total Samples 95

Method of Analysis 40 CFR Part 763 Appendix E to Subpart E, EPA Method 600/M4-82-020; updated method 600 R-93/116 Determination of Asbestos in Bulk Building Materials.

Test Report

Laboratory ID / Sample No.	Sample Location Description	Layer No. / Layer %	Non-Asbestos Components	(%)	Asbestos Type	(%)
2142679-001	Bldg A					
R0114-1A	Kick sheet roof (core) - Capsheet, Black, Non-homogeneous	LAYER 1 100%	Fibrous Glass Bituminous Matrix	10% 90%	None Detected	
	Asbestos Present: No		Total % Non-Asbestos:	100.0%	**Total %Asbestos:**	**No Asbestos Detected**
2142679-002	Bldg A					
R0114-1B	Kick sheet roof (core) - Layered Felt/Tar, Black, Non-homogeneous	LAYER 1 100%	Fibrous Glass Bituminous Matrix	15% 85%	None Detected	
	Asbestos Present: No		Total % Non-Asbestos:	100.0%	**Total %Asbestos:**	**No Asbestos Detected**
2142679-003	Bldg A					
R0114-1C	Kick sheet roof (core) - Roofing Paper, Brown, Non-homogeneous	LAYER 1 100%	Cellulose Fiber Binder/Filler	95% 5%	None Detected	
	Asbestos Present: No		Total % Non-Asbestos:	100.0%	**Total %Asbestos:**	**No Asbestos Detected**
2142679-004	Bldg A					
R0114-2A	Kick sheet roof (core) - Capsheet, Black, Non-homogeneous	LAYER 1 100%	Fibrous Glass Bituminous Matrix	10% 90%	None Detected	
	Asbestos Present: No		Total % Non-Asbestos:	100.0%	**Total %Asbestos:**	**No Asbestos Detected**
2142679-005	Bldg A					
R0114-2B	Kick sheet roof (core) - Layered Felt/Tar, Black, Non-homogeneous	LAYER 1 100%	Fibrous Glass Bituminous Matrix	15% 85%	None Detected	
	Asbestos Present: No		Total % Non-Asbestos:	100.0%	**Total %Asbestos:**	**No Asbestos Detected**
2142679-006	Bldg A					
R0114-2C	Kick sheet roof (core) - Roofing Paper, Brown, Non-homogeneous	LAYER 1 100%	Cellulose Fiber Binder/Filler	95% 5%	None Detected	
	Asbestos Present: No		Total % Non-Asbestos:	100.0%	**Total %Asbestos:**	**No Asbestos Detected**
2142679-007	Bldg A					
R0114-3A	Kick sheet roof (core) - Capsheet, Black, Non-homogeneous	LAYER 1 100%	Fibrous Glass Bituminous Matrix	10% 90%	None Detected	
	Asbestos Present: No		Total % Non-Asbestos:	100.0%	**Total %Asbestos:**	**No Asbestos Detected**

ENVIRONMENTAL LABORATORIES LLC

1508 East 33rd Street
Signal Hill, CA 90755
Toll: 888-207-2022
Tel: 562-206-2770
Fax: 562-206-2773

Alta Environmental
3777 Long Beach Blvd.
Long Beach CA 90807
Attn.: Jim Byers

Report Number 2142679

Project Number SMSD-20-9850
Project Name Cabrillo Demo
Location Cabrillo E.S. Malibu
PO Number
WO Number

Date Received 01/15/2021
Date Analyzed 01/15/2021
Date Reported 01/15/2021

Date Sampled 01/14/2021
Sampled By Randy Flores
Total Samples 95

Method of Analysis 40 CFR Part 763 Appendix E to Subpart E, EPA Method 600/M4-82-020; updated method 600 R-93/116 Determination of Asbestos in Bulk Building Materials.

Test Report

Laboratory ID / Sample No.	Sample Location / Description	Layer No. / Layer %	Non-Asbestos Components	(%)	Asbestos Type	(%)
2142679-008	Bldg A					
R0114-3B	Kick sheet roof (core) - Layered Felt/Tar, Black, Non-homogeneous	LAYER 1 100%	Fibrous Glass Bituminous Matrix	15% 85%	None Detected	
	Asbestos Present: No		Total % Non-Asbestos:	100.0%	**Total %Asbestos:**	**No Asbestos Detected**
2142679-009	Bldg A					
R0114-3C	Kick sheet roof (core) - Roofing Paper, Brown, Non-homogeneous	LAYER 1 100%	Cellulose Fiber Binder/Filler	95% 5%	None Detected	
	Asbestos Present: No		Total % Non-Asbestos:	100.0%	**Total %Asbestos:**	**No Asbestos Detected**
2142679-010	Bldg A					
R0114-4	Roof Mastic, Black, Homogeneous	LAYER 1 100%	Bituminous Material	100%	None Detected	
	Asbestos Present: No		Total % Non-Asbestos:	100.0%	**Total %Asbestos:**	**No Asbestos Detected**
2142679-011	Bldg A					
R0114-5	Roof Mastic, Black, Homogeneous	LAYER 1 100%	Bituminous Material	100%	None Detected	
	Asbestos Present: No		Total % Non-Asbestos:	100.0%	**Total %Asbestos:**	**No Asbestos Detected**
2142679-012	Bldg A					
R0114-6	Roof Mastic, Black, Homogeneous	LAYER 1 100%	Bituminous Material	100%	None Detected	
	Asbestos Present: No		Total % Non-Asbestos:	100.0%	**Total %Asbestos:**	**No Asbestos Detected**
2142679-013	Bldg B					
R0114-7A	Kick sheet (core) - Capsheet, Black, Non-homogeneous	LAYER 1 100%	Fibrous Glass Bituminous Matrix	10% 90%	None Detected	
	Asbestos Present: No		Total % Non-Asbestos:	100.0%	**Total %Asbestos:**	**No Asbestos Detected**
2142679-014	Bldg B					
R0114-7B	Kick sheet (core) - Layered Felt/Tar, Black, Non-homogeneous	LAYER 1 100%	Fibrous Glass Bituminous Matrix	15% 85%	None Detected	
	Asbestos Present: No		Total % Non-Asbestos:	100.0%	**Total %Asbestos:**	**No Asbestos Detected**

ENVIRONMENTAL LABORATORIES LLC

1508 East 33rd Street
Signal Hill, CA 90755
Toll: 888-207-2022
Tel: 562-206-2770
Fax: 562-206-2773

Alta Environmental
3777 Long Beach Blvd.
Long Beach CA 90807
Attn.: Jim Byers

Report Number 2142679

Project Number SMSD-20-9850
Project Name Cabrillo Demo
Location Cabrillo E.S. Malibu
PO Number
WO Number

Date Received 01/15/2021
Date Analyzed 01/15/2021
Date Reported 01/15/2021

Date Sampled 01/14/2021
Sampled By Randy Flores
Total Samples 95

Method of Analysis 40 CFR Part 763 Appendix E to Subpart E, EPA Method 600/M4-82-020; updated method 600 R-93/116 Determination of Asbestos in Bulk Building Materials.

Test Report

Laboratory ID / Sample No.	Sample Location / Description	Layer No. / Layer %	Non-Asbestos Components	(%)	Asbestos Type	(%)
2142679-015	Bldg B					
R0114-7C	Kick sheet (core) - Roofing Paper, Brown, Non-homogeneous	LAYER 1 100%	Cellulose Fiber Binder/Filler	95% 5%	None Detected	
	Asbestos Present: No		Total % Non-Asbestos:	100.0%	**Total %Asbestos:**	**No Asbestos Detected**
2142679-016	Bldg B					
R0114-8A	Kick sheet (core) - Capsheet, Black, Non-homogeneous	LAYER 1 100%	Fibrous Glass Bituminous Matrix	10% 90%	None Detected	
	Asbestos Present: No		Total % Non-Asbestos:	100.0%	**Total %Asbestos:**	**No Asbestos Detected**
2142679-017	Bldg B					
R0114-8B	Kick sheet (core) - Layered Felt/Tar, Black, Non-homogeneous	LAYER 1 100%	Fibrous Glass Bituminous Matrix	15% 85%	None Detected	
	Asbestos Present: No		Total % Non-Asbestos:	100.0%	**Total %Asbestos:**	**No Asbestos Detected**
2142679-018	Bldg B					
R0114-8C	Kick sheet (core) - Roofing Paper, Brown, Non-homogeneous	LAYER 1 100%	Cellulose Fiber Binder/Filler	95% 5%	None Detected	
	Asbestos Present: No		Total % Non-Asbestos:	100.0%	**Total %Asbestos:**	**No Asbestos Detected**
2142679-019	Bldg B					
R0114-9A	Kick sheet (core) - Layered Felt/Tar, Black, Non-homogeneous	LAYER 1 100%	Fibrous Glass Bituminous Matrix	15% 85%	None Detected	
	Asbestos Present: No		Total % Non-Asbestos:	100.0%	**Total %Asbestos:**	**No Asbestos Detected**
2142679-020	Bldg B					
R0114-9B	Kick sheet (core) - Capsheet, Black, Non-homogeneous	LAYER 1 100%	Fibrous Glass Bituminous Matrix	10% 90%	None Detected	
	Asbestos Present: No		Total % Non-Asbestos:	100.0%	**Total %Asbestos:**	**No Asbestos Detected**
2142679-021	Bldg B					
R0114-9C	Kick sheet (core) - Roofing Paper, Brown, Non-homogeneous	LAYER 1 100%	Cellulose Fiber Binder/Filler	95% 5%	None Detected	
	Asbestos Present: No		Total % Non-Asbestos:	100.0%	**Total %Asbestos:**	**No Asbestos Detected**

ENVIRONMENTAL LABORATORIES LLC

1508 East 33rd Street
Signal Hill, CA 90755
Toll: 888-207-2022
Tel: 562-206-2770
Fax: 562-206-2773

Alta Environmental
3777 Long Beach Blvd.
Long Beach CA 90807
Attn.: Jim Byers

Report Number 2142679

Project Number SMSD-20-9850
Project Name Cabrillo Demo
Location Cabrillo E.S. Malibu
PO Number
WO Number

Date Received 01/15/2021
Date Analyzed 01/15/2021
Date Reported 01/15/2021

Date Sampled 01/14/2021
Sampled By Randy Flores
Total Samples 95

Method of Analysis 40 CFR Part 763 Appendix E to Subpart E, EPA Method 600/M4-82-020; updated method 600 R-93/116 Determination of Asbestos in Bulk Building Materials.

Test Report

Laboratory ID / Sample No.	Sample Location / Description	Layer No. / Layer %	Non-Asbestos Components	(%)	Asbestos Type	(%)
2142679-022	Bldg B					
R0114-10	Roof Mastic, White/Black, Non-homogeneous	LAYER 1 100%	Bituminous Matrix/Filler Other Non-Fibrous Material	70% 30%	None Detected	
	Asbestos Present: No		Total % Non-Asbestos:	100.0%	**Total %Asbestos:**	**No Asbestos Detected**
2142679-023	Bldg B					
R0114-11	Roof Mastic, White/Black, Non-homogeneous	LAYER 1 100%	Bituminous Matrix/Filler Other Non-Fibrous Material	70% 30%	None Detected	
	Asbestos Present: No		Total % Non-Asbestos:	100.0%	**Total %Asbestos:**	**No Asbestos Detected**
2142679-024	Bldg B					
R0114-12	Roof Mastic, White/Black, Non-homogeneous	LAYER 1 100%	Bituminous Matrix/Filler Other Non-Fibrous Material	65% 35%	None Detected	
	Asbestos Present: No		Total % Non-Asbestos:	100.0%	**Total %Asbestos:**	**No Asbestos Detected**
2142679-025	Bldg E					
R0114-13A	Roofing (core) built up - Capsheet, White/Black, Non-homogeneous	LAYER 1 100%	Fibrous Glass Bituminous Matrix Other Non-Fibrous Material	5% 65% 30%	None Detected	
	Asbestos Present: No		Total % Non-Asbestos:	100.0%	**Total %Asbestos:**	**No Asbestos Detected**
2142679-026	Bldg E					
R0114-13B	Roofing (core) built up - Layered Felt/Tar, Black, Non-homogeneous	LAYER 1 100%	Fibrous Glass Bituminous Matrix	10% 90%	None Detected	
	Asbestos Present: No		Total % Non-Asbestos:	100.0%	**Total %Asbestos:**	**No Asbestos Detected**
2142679-027	Bldg E					
R0114-13C	Roofing (core) built up - Felt, Black, Non-homogeneous	LAYER 1 100%	Cellulose Fiber Bituminous Matrix	75% 25%	None Detected	
	Asbestos Present: No		Total % Non-Asbestos:	100.0%	**Total %Asbestos:**	**No Asbestos Detected**

ENVIRONMENTAL LABORATORIES LLC

1508 East 33rd Street
Signal Hill, CA 90755
Toll: 888-207-2022
Tel: 562-206-2770
Fax: 562-206-2773

Alta Environmental
3777 Long Beach Blvd.
Long Beach CA 90807
Attn.: Jim Byers

Report Number 2142679

Project Number SMSD-20-9850
Project Name Cabrillo Demo
Location Cabrillo E.S. Malibu
PO Number
WO Number

Date Received 01/15/2021
Date Analyzed 01/15/2021
Date Reported 01/15/2021

Date Sampled 01/14/2021
Sampled By Randy Flores
Total Samples 95

Method of Analysis 40 CFR Part 763 Appendix E to Subpart E, EPA Method 600/M4-82-020; updated method 600 R-93/116 Determination of Asbestos in Bulk Building Materials.

Test Report

Laboratory ID / Sample No.	Sample Location / Description	Layer No. / Layer %	Non-Asbestos Components	(%)	Asbestos Type	(%)
2142679-028	Bldg E					
R0114-13D	Roofing (core) built up - Insulation, Brown, Non-homogeneous	LAYER 1 100%	Wood Fiber	100%	None Detected	
	Asbestos Present: No		Total % Non-Asbestos:	100.0%	**Total %Asbestos:**	**No Asbestos Detected**
2142679-029	Bldg E					
R0114-14A	Roofing (core) built up - Capsheet, White/Black, Non-homogeneous	LAYER 1 100%	Fibrous Glass Bituminous Matrix Other Non-Fibrous Material	5% 65% 30%	None Detected	
	Asbestos Present: No		Total % Non-Asbestos:	100.0%	**Total %Asbestos:**	**No Asbestos Detected**
2142679-030	Bldg E					
R0114-14B	Roofing (core) built up - Layered Felt/Tar, Black, Non-homogeneous	LAYER 1 100%	Fibrous Glass Bituminous Matrix	15% 85%	None Detected	
	Asbestos Present: No		Total % Non-Asbestos:	100.0%	**Total %Asbestos:**	**No Asbestos Detected**
2142679-031	Bldg E					
R0114-14C	Roofing (core) built up - Felt, Black, Non-homogeneous	LAYER 1 100%	Cellulose Fiber Bituminous Matrix	75% 25%	None Detected	
	Asbestos Present: No		Total % Non-Asbestos:	100.0%	**Total %Asbestos:**	**No Asbestos Detected**
2142679-032	Bldg E					
R0114-14D	Roofing (core) built up - Insulation, Brown, Non-homogeneous	LAYER 1 100%	Wood Fiber	100%	None Detected	
	Asbestos Present: No		Total % Non-Asbestos:	100.0%	**Total %Asbestos:**	**No Asbestos Detected**
2142679-033	Bldg E					
R0114-15A	Roofing (core) built up - Capsheet, White/Black, Non-homogeneous	LAYER 1 100%	Fibrous Glass Bituminous Matrix Other Non-Fibrous Material	15% 50% 35%	None Detected	
	Asbestos Present: No		Total % Non-Asbestos:	100.0%	**Total %Asbestos:**	**No Asbestos Detected**

ENVIRONMENTAL LABORATORIES LLC

1508 East 33rd Street
Signal Hill, CA 90755
Toll: 888-207-2022
Tel: 562-206-2770
Fax: 562-206-2773

Alta Environmental
3777 Long Beach Blvd.
Long Beach CA 90807
Attn.: Jim Byers

Report Number 2142679

Project Number SMSD-20-9850
Project Name Cabrillo Demo
Location Cabrillo E.S. Malibu
PO Number
WO Number

Date Received 01/15/2021
Date Analyzed 01/15/2021
Date Reported 01/15/2021

Date Sampled 01/14/2021
Sampled By Randy Flores
Total Samples 95

Method of Analysis 40 CFR Part 763 Appendix E to Subpart E, EPA Method 600/M4-82-020; updated method 600 R-93/116 Determination of Asbestos in Bulk Building Materials.

Test Report

Laboratory ID / Sample No.	Sample Location / Description	Layer No. / Layer %	Non-Asbestos Components	(%)	Asbestos Type	(%)
2142679-034	Bldg E					
R0114-15B	Roofing (core) built up - Layered Felt/Tar, Black, Non-homogeneous	LAYER 1 100%	Fibrous Glass	15%	None Detected	
			Bituminous Matrix	85%		
	Asbestos Present: No		Total % Non-Asbestos:	100.0%	**Total %Asbestos:**	**No Asbestos Detected**
2142679-035	Bldg E					
R0114-15C	Roofing (core) built up - Felt, Black, Homogeneous	LAYER 1 100%	Cellulose Fiber	75%	None Detected	
			Bituminous Matrix	25%		
	Asbestos Present: No		Total % Non-Asbestos:	100.0%	**Total %Asbestos:**	**No Asbestos Detected**
2142679-036	Bldg E					
R0114-15D	Roofing (core) built up - Insulation, Brown, Non-homogeneous	LAYER 1 100%	Wood Fiber	100%	None Detected	
	Asbestos Present: No		Total % Non-Asbestos:	100.0%	**Total %Asbestos:**	**No Asbestos Detected**
2142679-037	Bldg E					
R0114-16	Roof Mastic, White/Black, Non-homogeneous	LAYER 1 100%	Cellulose Fiber	15%	None Detected	
			Bituminous Matrix/Filler	65%		
			Other Non-Fibrous Material	20%		
	Asbestos Present: No		Total % Non-Asbestos:	100.0%	**Total %Asbestos:**	**No Asbestos Detected**
2142679-038	Bldg E					
R0114-17	Roof Mastic, White/Black, Non-homogeneous	LAYER 1 100%	Cellulose Fiber	15%	None Detected	
			Bituminous Matrix/Filler	65%		
			Other Non-Fibrous Material	20%		
	Asbestos Present: No		Total % Non-Asbestos:	100.0%	**Total %Asbestos:**	**No Asbestos Detected**
2142679-039	Bldg E					
R0114-18	Roof Mastic, White/Black, Non-homogeneous	LAYER 1 100%	Cellulose Fiber	15%	None Detected	
			Bituminous Matrix/Filler	50%		
			Other Non-Fibrous Material	35%		
	Asbestos Present: No		Total % Non-Asbestos:	100.0%	**Total %Asbestos:**	**No Asbestos Detected**

ENVIRONMENTAL LABORATORIES LLC

1508 East 33rd Street
Signal Hill, CA 90755
Toll: 888-207-2022
Tel: 562-206-2770
Fax: 562-206-2773

Alta Environmental
3777 Long Beach Blvd.
Long Beach CA 90807
Attn.: Jim Byers

Report Number 2142679

Project Number SMSD-20-9850
Project Name Cabrillo Demo
Location Cabrillo E.S. Malibu
PO Number
WO Number

Date Received 01/15/2021
Date Analyzed 01/15/2021
Date Reported 01/15/2021

Date Sampled 01/14/2021
Sampled By Randy Flores
Total Samples 95

Method of Analysis 40 CFR Part 763 Appendix E to Subpart E, EPA Method 600/M4-82-020; updated method 600 R-93/116 Determination of Asbestos in Bulk Building Materials.

Test Report

Laboratory ID / Sample No.	Sample Location / Description	Layer No. / Layer %	Non-Asbestos Components	(%)	Asbestos Type	(%)
2142679-040	Bldg E					
R0114-19	HVAC tape w/ sealant, Gray/Yellow, Non-homogeneous	LAYER 1 100%	Adhesive Binders/Filler	100%	None Detected	
	Asbestos Present: No		Total % Non-Asbestos:	100.0%	**Total %Asbestos:**	**No Asbestos Detected**
2142679-041	Bldg E					
R0114-20	HVAC tape w/ sealant, Gray/Yellow, Non-homogeneous	LAYER 1 100%	Adhesive Binders/Filler	100%	None Detected	
	Asbestos Present: No		Total % Non-Asbestos:	100.0%	**Total %Asbestos:**	**No Asbestos Detected**
2142679-042	Bldg E					
R0114-21	HVAC tape w/ sealant, Gray/Yellow, Non-homogeneous	LAYER 1 100%	Adhesive Binders/Filler	100%	None Detected	
	Asbestos Present: No		Total % Non-Asbestos:	100.0%	**Total %Asbestos:**	**No Asbestos Detected**
2142679-043	Bldg F					
R0114-22A	Roofing (core) built up - Capsheet, White/Black, Non-homogeneous	LAYER 1 100%	Fibrous Glass Bituminous Matrix OtHher Non-Fibrous Material	10% 75% 15%	None Detected	
	Asbestos Present: No		Total % Non-Asbestos:	100.0%	**Total %Asbestos:**	**No Asbestos Detected**
2142679-044	Bldg F					
R0114-22B	Roofing (core) built up - Layered Felt/Tar, Black, Non-homogeneous	LAYER 1 100%	Fibrous Glass Bituminous Matrix	15% 85%	None Detected	
	Asbestos Present: No		Total % Non-Asbestos:	100.0%	**Total %Asbestos:**	**No Asbestos Detected**
2142679-045	Bldg F					
R0114-22C	Roofing (core) built up - Felt, Black, Non-homogeneous	LAYER 1 100%	Cellulose Fiber Bituminous Matrix	75% 25%	None Detected	
	Asbestos Present: No		Total % Non-Asbestos:	100.0%	**Total %Asbestos:**	**No Asbestos Detected**

ENVIRONMENTAL LABORATORIES LLC

1508 East 33rd Street
Signal Hill, CA 90755
Toll: 888-207-2022
Tel: 562-206-2770
Fax: 562-206-2773

Alta Environmental
3777 Long Beach Blvd.
Long Beach CA 90807
Attn.: Jim Byers

Report Number 2142679

Project Number SMSD-20-9850
Project Name Cabrillo Demo
Location Cabrillo E.S. Malibu
PO Number
WO Number

Date Received 01/15/2021
Date Analyzed 01/15/2021
Date Reported 01/15/2021

Date Sampled 01/14/2021
Sampled By Randy Flores
Total Samples 95

Method of Analysis 40 CFR Part 763 Appendix E to Subpart E, EPA Method 600/M4-82-020; updated method 600 R-93/116 Determination of Asbestos in Bulk Building Materials.

Test Report

Laboratory ID / Sample No.	Sample Location / Description	Layer No. / Layer %	Non-Asbestos Components	(%)	Asbestos Type	(%)
2142679-046	Bldg F					
R0114-22D	Roofing (core) built up - Insulation, Brown, Non-homogeneous	LAYER 1 100%	Wood Fiber	100%	None Detected	
	Asbestos Present: No		Total % Non-Asbestos:	100.0%	**Total %Asbestos:**	**No Asbestos Detected**
2142679-047	Bldg F					
R0114-23A	Roofing (core) built up - Capsheet, White/Black, Non-homogeneous	LAYER 1 100%	Fibrous Glass Bituminous Matrix Other Non-Fibrous Material	10% 70% 20%	None Detected	
	Asbestos Present: No		Total % Non-Asbestos:	100.0%	**Total %Asbestos:**	**No Asbestos Detected**
2142679-048	Bldg F					
R0114-23B	Roofing (core) built up - Layered Felt/Tar, Black, Non-homogeneous	LAYER 1 100%	Fibrous Glass Bituminous Matrix/Filler	15% 85%	None Detected	
	Asbestos Present: No		Total % Non-Asbestos:	100.0%	**Total %Asbestos:**	**No Asbestos Detected**
2142679-049	Bldg F					
R0114-23C	Roofing (core) built up - Felt, Black, Non-homogeneous	LAYER 1 100%	Cellulose Fiber Bituminous Matrix	75% 25%	None Detected	
	Asbestos Present: No		Total % Non-Asbestos:	100.0%	**Total %Asbestos:**	**No Asbestos Detected**
2142679-050	Bldg F					
R0114-23D	Roofing (core) built up - Insulation, Brown, Non-homogeneous	LAYER 1 100%	Wood Fiber	100%	None Detected	
	Asbestos Present: No		Total % Non-Asbestos:	100.0%	**Total %Asbestos:**	**No Asbestos Detected**
2142679-051	Bldg F					
R0114-24A	Roofing (core) built up - Capsheet, White/Black, Non-homogeneous	LAYER 1 100%	Fibrous Glass Bituminous Matrix OtHher Non-Fibrous Material	10% 75% 15%	None Detected	
	Asbestos Present: No		Total % Non-Asbestos:	100.0%	**Total %Asbestos:**	**No Asbestos Detected**

ENVIRONMENTAL LABORATORIES LLC

1508 East 33rd Street
Signal Hill, CA 90755
Toll: 888-207-2022
Tel: 562-206-2770
Fax: 562-206-2773

Alta Environmental
3777 Long Beach Blvd.
Long Beach CA 90807
Attn.: Jim Byers

Report Number 2142679

Project Number SMSD-20-9850
Project Name Cabrillo Demo
Location Cabrillo E.S. Malibu
PO Number
WO Number

Date Received 01/15/2021
Date Analyzed 01/15/2021
Date Reported 01/15/2021

Date Sampled 01/14/2021
Sampled By Randy Flores
Total Samples 95

Method of Analysis 40 CFR Part 763 Appendix E to Subpart E, EPA Method 600/M4-82-020; updated method 600 R-93/116 Determination of Asbestos in Bulk Building Materials.

Test Report

Laboratory ID / Sample No.	Sample Location / Description	Layer No. / Layer %	Non-Asbestos Components	(%)	Asbestos Type	(%)
2142679-052	Bldg F					
R0114-24B	Roofing (core) built up - Layered Felt/Tar, Black, Non-homogeneous	LAYER 1 100%	Fibrous Glass	15%	None Detected	
			Bituminous Matrix	85%		
	Asbestos Present: No		Total % Non-Asbestos:	100.0%	**Total %Asbestos:**	**No Asbestos Detected**
2142679-053	Bldg F					
R0114-24C	Roofing (core) built up - Felt, Black, Homogeneous	LAYER 1 100%	Cellulose Fiber	75%	None Detected	
			Bituminous Matrix	25%		
	Asbestos Present: No		Total % Non-Asbestos:	100.0%	**Total %Asbestos:**	**No Asbestos Detected**
2142679-054	Bldg F					
R0114-24D	Roofing (core) built up - Insulation, Brown, Homogeneous	LAYER 1 100%	Wood Fiber	100%	None Detected	
	Asbestos Present: No		Total % Non-Asbestos:	100.0%	**Total %Asbestos:**	**No Asbestos Detected**
2142679-055	Bldg F					
R0114-25	Roof Mastic, Black, Homogeneous	LAYER 1 100%	Cellulose Fiber	10%	None Detected	
			Bituminous Matrix/Filler	90%		
	Asbestos Present: No		Total % Non-Asbestos:	100.0%	**Total %Asbestos:**	**No Asbestos Detected**
2142679-056	Bldg F					
R0114-26	Roof Mastic, Black/White, Homogeneous	LAYER 1 100%	Cellulose Fiber	10%	None Detected	
			Fibrous Glass	2%		
			Bituminous Matrix/Filler	68%		
			Other Non-Fibrous Material	20%		
	Asbestos Present: No		Total % Non-Asbestos:	100.0%	**Total %Asbestos:**	**No Asbestos Detected**
2142679-057	Bldg F					
R0114-27	Roof Mastic, Black/White, Homogeneous	LAYER 1 100%			None Detected	
			Bituminous Matrix	75%		
			Other Non-Fibrous Material	25%		
	Asbestos Present: No		Total % Non-Asbestos:	100.0%	**Total %Asbestos:**	**No Asbestos Detected**

ENVIRONMENTAL LABORATORIES LLC

1508 East 33rd Street
Signal Hill, CA 90755
Toll: 888-207-2022
Tel: 562-206-2770
Fax: 562-206-2773

Alta Environmental
3777 Long Beach Blvd.
Long Beach CA 90807
Attn.: Jim Byers

Report Number 2142679

Project Number SMSD-20-9850
Project Name Cabrillo Demo
Location Cabrillo E.S. Malibu
PO Number
WO Number

Date Received 01/15/2021
Date Analyzed 01/15/2021
Date Reported 01/15/2021

Date Sampled 01/14/2021
Sampled By Randy Flores
Total Samples 95

Method of Analysis 40 CFR Part 763 Appendix E to Subpart E, EPA Method 600/M4-82-020; updated method 600 R-93/116 Determination of Asbestos in Bulk Building Materials.

Test Report

Laboratory ID / Sample No.	Sample Location / Description	Layer No. / Layer %	Non-Asbestos Components	(%)	Asbestos Type	(%)
2142679-058	Bldg D					
R0114-28A	Kick sheet (core) - Capsheet, Black, Homogeneous	LAYER 1 100%	Fibrous Glass Bituminous Matrix	10% 90%	None Detected	
	Asbestos Present: No		Total % Non-Asbestos:	100.0%	**Total %Asbestos:**	**No Asbestos Detected**
2142679-059	Bldg D					
R0114-28B	Kick sheet (core) - Layered Felt/Tar, Black, Homogeneous	LAYER 1 100%	Fibrous Glass Bituminous Matrix	15% 85%	None Detected	
	Asbestos Present: No		Total % Non-Asbestos:	100.0%	**Total %Asbestos:**	**No Asbestos Detected**
2142679-060	Bldg D					
R0114-28C	Kick sheet (core) - Felt, Black, Homogeneous	LAYER 1 100%	Synthetic Fiber Fibrous Glass Bituminous Matrix	15% 5% 80%	None Detected	
	Asbestos Present: No		Total % Non-Asbestos:	100.0%	**Total %Asbestos:**	**No Asbestos Detected**
2142679-061	Bldg D					
R0114-28D	Kick sheet (core) - Roofing Paper, Brown, Homogeneous	LAYER 1 100%	Cellulose Fiber Binder/Filler	95% 5%	None Detected	
	Asbestos Present: No		Total % Non-Asbestos:	100.0%	**Total %Asbestos:**	**No Asbestos Detected**
2142679-062	Bldg D					
R0114-29A	Kick sheet (core) - Capsheet, Black, Homogeneous	LAYER 1 100%	Fibrous Glass Bituminous Matrix	10% 90%	None Detected	
	Asbestos Present: No		Total % Non-Asbestos:	100.0%	**Total %Asbestos:**	**No Asbestos Detected**
2142679-063	Bldg D					
R0114-29B	Kick sheet (core) - Layered Felt/Tar, Black, Homogeneous	LAYER 1 100%	Fibrous Glass Bituminous Matrix	10% 90%	None Detected	
	Asbestos Present: No		Total % Non-Asbestos:	100.0%	**Total %Asbestos:**	**No Asbestos Detected**

ENVIRONMENTAL LABORATORIES LLC

1508 East 33rd Street
Signal Hill, CA 90755
Toll: 888-207-2022
Tel: 562-206-2770
Fax: 562-206-2773

Alta Environmental
3777 Long Beach Blvd.
Long Beach CA 90807
Attn.: Jim Byers

Report Number 2142679

Project Number SMSD-20-9850
Project Name Cabrillo Demo
Location Cabrillo E.S. Malibu
PO Number
WO Number

Date Received 01/15/2021
Date Analyzed 01/15/2021
Date Reported 01/15/2021

Date Sampled 01/14/2021
Sampled By Randy Flores
Total Samples 95

Method of Analysis 40 CFR Part 763 Appendix E to Subpart E, EPA Method 600/M4-82-020; updated method 600 R-93/116 Determination of Asbestos in Bulk Building Materials.

Test Report

Laboratory ID / Sample No.	Sample Location / Description	Layer No. / Layer %	Non-Asbestos Components	(%)	Asbestos Type	(%)
2142679-064	Bldg D					
R0114-29C	Kick sheet (core) - Felt, Black, Homogeneous	LAYER 1 100%	Synthetic Fiber Fibrous Glass Bituminous Matrix	15% 5% 80%	None Detected	
	Asbestos Present: No		Total % Non-Asbestos:	100.0%	**Total %Asbestos:**	**No Asbestos Detected**
2142679-065	Bldg D					
R0114-29D	Kick sheet (core) - Roofing Paper, Brown, Homogeneous	LAYER 1 100%	Cellulose Fiber Binder/Filler	95% 5%	None Detected	
	Asbestos Present: No		Total % Non-Asbestos:	100.0%	**Total %Asbestos:**	**No Asbestos Detected**
2142679-066	Bldg D					
R0114-30A	Kick sheet (core) - Capsheet, Black, Homogeneous	LAYER 1 100%	Fibrous Glass Bituminous Matrix	10% 90%	None Detected	
	Asbestos Present: No		Total % Non-Asbestos:	100.0%	**Total %Asbestos:**	**No Asbestos Detected**
2142679-067	Bldg D					
R0114-30B	Kick sheet (core) - Layered Felt/Tar, Black, Homogeneous	LAYER 1 100%	Fibrous Glass Bituminous Matrix	10% 90%	None Detected	
	Asbestos Present: No		Total % Non-Asbestos:	100.0%	**Total %Asbestos:**	**No Asbestos Detected**
2142679-068	Bldg D					
R0114-30C	Kick sheet (core) - Felt, Black, Homogeneous	LAYER 1 100%	Synthetic Fiber Fibrous Glass Bituminous Matrix	15% 5% 80%	None Detected	
	Asbestos Present: No		Total % Non-Asbestos:	100.0%	**Total %Asbestos:**	**No Asbestos Detected**
2142679-069	Bldg D					
R0114-30D	Kick sheet (core) - Roofing Paper, Brown, Homogeneous	LAYER 1 100%	Cellulose Fiber Binder/Filler	95% 5%	None Detected	
	Asbestos Present: No		Total % Non-Asbestos:	100.0%	**Total %Asbestos:**	**No Asbestos Detected**

ENVIRONMENTAL LABORATORIES LLC

1508 East 33rd Street
Signal Hill, CA 90755
Toll: 888-207-2022
Tel: 562-206-2770
Fax: 562-206-2773

Alta Environmental
3777 Long Beach Blvd.
Long Beach CA 90807
Attn.: Jim Byers

Report Number 2142679

Project Number SMSD-20-9850
Project Name Cabrillo Demo
Location Cabrillo E.S. Malibu
PO Number
WO Number

Date Received 01/15/2021
Date Analyzed 01/15/2021
Date Reported 01/15/2021

Date Sampled 01/14/2021
Sampled By Randy Flores
Total Samples 95

Method of Analysis 40 CFR Part 763 Appendix E to Subpart E, EPA Method 600/M4-82-020; updated method 600 R-93/116 Determination of Asbestos in Bulk Building Materials.

Test Report

Laboratory ID / Sample No.	Sample Location / Description	Layer No. / Layer %	Non-Asbestos Components	(%)	Asbestos Type	(%)
2142679-070	Bldg D					
R0114-31	Roof Mastic, White/Black, Non-homogeneous	LAYER 1 100%	Cellulose Fiber Bituminous Matrix/Filler Other Non-Fibrous Material	15% 60% 25%	None Detected	
	Asbestos Present: No		Total % Non-Asbestos:	100.0%	**Total %Asbestos:**	**No Asbestos Detected**
2142679-071	Bldg D					
R0114-32	Roof Mastic, White/Black, Non-homogeneous	LAYER 1 100%	Cellulose Fiber Bituminous Matrix/Filler Other Non-Fibrous Material	15% 35% 50%	None Detected	
	Asbestos Present: No		Total % Non-Asbestos:	100.0%	**Total %Asbestos:**	**No Asbestos Detected**
2142679-072	Bldg D					
R0114-33	Roof Mastic, White/Black, Non-homogeneous	LAYER 1 100%	Cellulose Fiber Bituminous Matrix/Filler Other Non-Fibrous Material	15% 60% 25%	None Detected	
	Asbestos Present: No		Total % Non-Asbestos:	100.0%	**Total %Asbestos:**	**No Asbestos Detected**
2142679-073	Bldg C					
R0114-34A	Kick sheet (core) - Capsheet, Black, Non-homogeneous	LAYER 1 100%	Fibrous Glass Bituminous Matrix	10% 90%	None Detected	
	Asbestos Present: No		Total % Non-Asbestos:	100.0%	**Total %Asbestos:**	**No Asbestos Detected**
2142679-074	Bldg C					
R0114-34B	Kick sheet (core) - Layered Felt/Tar, Black, Non-homogeneous	LAYER 1 100%	Fibrous Glass Bituminous Matrix	15% 85%	None Detected	
	Asbestos Present: No		Total % Non-Asbestos:	100.0%	**Total %Asbestos:**	**No Asbestos Detected**
2142679-075	Bldg C					
R0114-34C	Kick sheet (core) - Felt, Black, Non-homogeneous	LAYER 1 100%	Synthetic Fiber Fibrous Glass Bituminous Matrix	15% 5% 80%	None Detected	
	Asbestos Present: No		Total % Non-Asbestos:	100.0%	**Total %Asbestos:**	**No Asbestos Detected**

ENVIRONMENTAL LABORATORIES LLC

1508 East 33rd Street
Signal Hill, CA 90755
Toll: 888-207-2022
Tel: 562-206-2770
Fax: 562-206-2773

Alta Environmental
3777 Long Beach Blvd.
Long Beach CA 90807
Attn.: Jim Byers

Report Number 2142679

Project Number SMSD-20-9850
Project Name Cabrillo Demo
Location Cabrillo E.S. Malibu
PO Number
WO Number

Date Received 01/15/2021
Date Analyzed 01/15/2021
Date Reported 01/15/2021

Date Sampled 01/14/2021
Sampled By Randy Flores
Total Samples 95

Method of Analysis 40 CFR Part 763 Appendix E to Subpart E, EPA Method 600/M4-82-020; updated method 600 R-93/116 Determination of Asbestos in Bulk Building Materials.

Test Report

Laboratory ID / Sample No.	Sample Location / Description	Layer No. / Layer %	Non-Asbestos Components	(%)	Asbestos Type	(%)
2142679-076	Bldg C					
R0114-34D	Kick sheet (core) - Roofing Paper, Brown, Non-homogeneous	LAYER 1 100%	Cellulose Fiber Binder/Filler	95% 5%	None Detected	
	Asbestos Present: No		Total % Non-Asbestos:	100.0%	**Total %Asbestos:**	**No Asbestos Detected**
2142679-077	Bldg C					
R0114-35A	Kick sheet (core) - Capsheet, Black, Non-homogeneous	LAYER 1 100%	Fibrous Glass Bituminous Matrix	10% 90%	None Detected	
	Asbestos Present: No		Total % Non-Asbestos:	100.0%	**Total %Asbestos:**	**No Asbestos Detected**
2142679-078	Bldg C					
R0114-35B	Kick sheet (core) - Layered Felt/Tar, Black, Non-homogeneous	LAYER 1 100%	Fibrous Glass Bituminous Matrix	15% 85%	None Detected	
	Asbestos Present: No		Total % Non-Asbestos:	100.0%	**Total %Asbestos:**	**No Asbestos Detected**
2142679-079	Bldg C					
R0114-35C	Kick sheet (core) - Felt, Black, Non-homogeneous	LAYER 1 100%	Synthetic Fiber Fibrous Glass Bituminous Matrix/Filler	15% 5% 80%	None Detected	
	Asbestos Present: No		Total % Non-Asbestos:	100.0%	**Total %Asbestos:**	**No Asbestos Detected**
2142679-080	Bldg C					
R0114-36A	Kick sheet (core) - Capsheet, Black, Non-homogeneous	LAYER 1 100%	Fibrous Glass Bituminous Matrix	10% 90%	None Detected	
	Asbestos Present: No		Total % Non-Asbestos:	100.0%	**Total %Asbestos:**	**No Asbestos Detected**
2142679-081	Bldg C					
R0114-36B	Kick sheet (core) - Layered Felt/Tar, Black, Non-homogeneous	LAYER 1 100%	Fibrous Glass BiTnder/Filler	15% 85%	None Detected	
	Asbestos Present: No		Total % Non-Asbestos:	100.0%	**Total %Asbestos:**	**No Asbestos Detected**

ENVIRONMENTAL LABORATORIES LLC

1508 East 33rd Street
Signal Hill, CA 90755
Toll: 888-207-2022
Tel: 562-206-2770
Fax: 562-206-2773

Alta Environmental
3777 Long Beach Blvd.
Long Beach CA 90807
Attn.: Jim Byers

Report Number 2142679

Project Number SMSD-20-9850
Project Name Cabrillo Demo
Location Cabrillo E.S. Malibu
PO Number
WO Number

Date Received 01/15/2021
Date Analyzed 01/15/2021
Date Reported 01/15/2021

Date Sampled 01/14/2021
Sampled By Randy Flores
Total Samples 95

Method of Analysis 40 CFR Part 763 Appendix E to Subpart E, EPA Method 600/M4-82-020; updated method 600 R-93/116 Determination of Asbestos in Bulk Building Materials.

Test Report

Laboratory ID / Sample No.	Sample Location Description	Layer No. / Layer %	Non-Asbestos Components	(%)	Asbestos Type	(%)
2142679-082	Bldg C					
R0114-36C	Kick sheet (core) - Felt, Black, Homogeneous	LAYER 1 100%	Synthetic Fiber Fibrous Glass Bituminous Matrix/Filler	15% 5% 80%	None Detected	
	Asbestos Present: No		Total % Non-Asbestos:	100.0%	**Total %Asbestos:**	**No Asbestos Detected**
2142679-083	Bldg C					
R0114-36D	Kick sheet (core) - Roofing Paper, Brown, Non-homogeneous	LAYER 1 100%	Cellulose Fiber Binder/Filler	95% 5%	None Detected	
	Asbestos Present: No		Total % Non-Asbestos:	100.0%	**Total %Asbestos:**	**No Asbestos Detected**
2142679-084	Bldg C					
R0114-37	Roof Mastic, White/Black/Gray, Non-homogeneous	LAYER 1 100%	Cellulose Fiber Bituminous Matrix/Filler Other Non-Fibrous Material	15% 35% 50%	None Detected	
	Asbestos Present: No		Total % Non-Asbestos:	100.0%	**Total %Asbestos:**	**No Asbestos Detected**
2142679-085	Bldg C					
R0114-38	Roof Mastic, White/Black/Gray, Non-homogeneous	LAYER 1 100%	Cellulose Fiber Bituminous Matrix/Filler Other Non-Fibrous Material	10% 25% 65%	None Detected	
	Asbestos Present: No		Total % Non-Asbestos:	100.0%	**Total %Asbestos:**	**No Asbestos Detected**
2142679-086	Bldg C					
R0114-39	Roof Mastic, White/Black/Gray, Non-homogeneous	LAYER 1 100%	Cellulose Fiber Bituminous Matrix/Filler Other Non-Fibrous Material	10% 35% 55%	None Detected	
	Asbestos Present: No		Total % Non-Asbestos:	100.0%	**Total %Asbestos:**	**No Asbestos Detected**
2142679-087	Bldg F- Lower Roof					
R0114-40A	Kick sheet (core) - Capsheet, White/Black, Non-homogeneous	LAYER 1 100%	Fibrous Glass Bituminous Matrix/Filler Other Non-Fibrous Material	15% 60% 25%	None Detected	
	Asbestos Present: No		Total % Non-Asbestos:	100.0%	**Total %Asbestos:**	**No Asbestos Detected**

ENVIRONMENTAL LABORATORIES LLC

1508 East 33rd Street
Signal Hill, CA 90755
Toll: 888-207-2022
Tel: 562-206-2770
Fax: 562-206-2773

Alta Environmental
3777 Long Beach Blvd.
Long Beach CA 90807
Attn.: Jim Byers

Report Number 2142679

Project Number SMSD-20-9850
Project Name Cabrillo Demo
Location Cabrillo E.S. Malibu
PO Number
WO Number

Date Received 01/15/2021
Date Analyzed 01/15/2021
Date Reported 01/15/2021

Date Sampled 01/14/2021
Sampled By Randy Flores
Total Samples 95

Method of Analysis 40 CFR Part 763 Appendix E to Subpart E, EPA Method 600/M4-82-020; updated method 600 R-93/116 Determination of Asbestos in Bulk Building Materials.

Test Report

Laboratory ID / Sample No.	Sample Location / Description	Layer No. / Layer %	Non-Asbestos Components	(%)	Asbestos Type	(%)
2142679-088	Bldg F- Lower Roof					
R0114-40B	Kick sheet (core) - Composition Roofing, White/Black, Non-homogeneous	LAYER 1 100%	Fibrous Glass	10%	None Detected	
			Bituminous Matrix/Filler	60%		
			Other Non-Fibrous Material	30%		
	Asbestos Present: No		Total % Non-Asbestos:	100.0%	**Total %Asbestos:**	**No Asbestos Detected**
2142679-089	Bldg F- Lower Roof					
R0114-41A	Kick sheet (core) - Capsheet, White/Black, Non-homogeneous	LAYER 1 100%	Fibrous Glass	15%	None Detected	
			Bituminous Matrix/Filler	60%		
			Other Non-Fibrous Material	25%		
	Asbestos Present: No		Total % Non-Asbestos:	100.0%	**Total %Asbestos:**	**No Asbestos Detected**
2142679-090	Bldg F- Lower Roof					
R0114-41B	Kick sheet (core) - Layered Felt/Tar, Black, Non-homogeneous	LAYER 1 100%	Fibrous Glass	15%	None Detected	
			Bituminous Matrix/Filler	85%		
	Asbestos Present: No		Total % Non-Asbestos:	100.0%	**Total %Asbestos:**	**No Asbestos Detected**
2142679-091	Bldg F- Lower Roof					
R0114-42A	Kick sheet (core) - Capsheet, White/Black, Non-homogeneous	LAYER 1 100%	Fibrous Glass	15%	None Detected	
			Bituminous Matrix/Filler	60%		
			Other Non-Fibrous Material	25%		
	Asbestos Present: No		Total % Non-Asbestos:	100.0%	**Total %Asbestos:**	**No Asbestos Detected**
2142679-092	Bldg F- Lower Roof					
R0114-42B	Kick sheet (core) - Layered Felt/Tar, Black, Non-homogeneous	LAYER 1 100%	Fibrous Glass	15%	None Detected	
			Bituminous Matrix/Filler	85%		
	Asbestos Present: No		Total % Non-Asbestos:	100.0%	**Total %Asbestos:**	**No Asbestos Detected**
2142679-093	Bldg F- Lower Roof					
R0114-43	Roof Mastic, Black, Homogeneous	LAYER 1 100%	Cellulose Fiber	15%	None Detected	
			Bituminous Matrix/Filler	85%		
	Asbestos Present: No		Total % Non-Asbestos:	100.0%	**Total %Asbestos:**	**No Asbestos Detected**

ENVIRONMENTAL LABORATORIES LLC

1508 East 33rd Street
Signal Hill, CA 90755
Toll: 888-207-2022
Tel: 562-206-2770
Fax: 562-206-2773

Alta Environmental
3777 Long Beach Blvd.
Long Beach CA 90807
Attn.: Jim Byers

Report Number 2142679

Project Number SMSD-20-9850
Project Name Cabrillo Demo
Location Cabrillo E.S. Malibu
PO Number
WO Number

Date Received 01/15/2021
Date Analyzed 01/15/2021
Date Reported 01/15/2021

Date Sampled 01/14/2021
Sampled By Randy Flores
Total Samples 95

Method of Analysis 40 CFR Part 763 Appendix E to Subpart E, EPA Method 600/M4-82-020; updated method 600 R-93/116 Determination of Asbestos in Bulk Building Materials.

Test Report

Laboratory ID / Sample No.	Sample Location / Description	Layer No. / Layer %	Non-Asbestos Components	(%)	Asbestos Type	(%)
2142679-094	Bldg F- Lower Roof					
R0114-44	Roof Mastic, Black, Homogeneous	LAYER 1	Cellulose Fiber	15%	None Detected	
		100%	Bituminous Matrix/Filler	85%		
	Asbestos Present: No		Total % Non-Asbestos:	100.0%	**Total %Asbestos:**	**No Asbestos Detected**
2142679-095	Bldg F- Lower Roof					
R0114-45	Roof Mastic, Black, Homogeneous	LAYER 1	Cellulose Fiber	15%	None Detected	
		100%	Bituminous Matrix/Filler	85%		
	Asbestos Present: No		Total % Non-Asbestos:	100.0%	**Total %Asbestos:**	**No Asbestos Detected**

Method Detection Limit: Less than one percent (<1%). Asbestos content has been determined using calibrated visual estimation (CVES). Samples tested were received in acceptable condition unless otherwise stated. Test report relates only to items tested. Non-homogeneous samples containing discrete and separable layers are analyzed and reported separately; composite results may be reported upon customer's request. Non-homogeneous samples with inseparable layers are analyzed and reported as composite samples. Due to the limitations of Polarized Light Microscopy, samples reported as None Detected or with low asbestos concentrations may not be reliable and further analysis such as TEM is recommended to confirm PLM results. This report shall not be reproduced except in full without the written approval of this laboratory. This report may not be used by the customer to claim product certification, endorsement, or approval by NIST/NVLAP or any agency of the government. Samples shall be disposed according to local, state and federal laws, 30 days after results are reported unless otherwise instructed.

CA-ELAP #2823

Analyst - Fred Chappelear

Approved Signatory Cristina E. Tabatt

NVLAP TESTING
NVLAP Lab Code 500044-0

CHAIN OF CUSTODY

AQ ENVIRONMENTAL LABORATORIES
1508 E. 33rd Street
Signal Hill, CA 90755
562-206-2770 Tel
562-206-2773 Fax
services@AQenvlabs.com

ACL ROOFING

(Lab) Order No. 2142679

CUSTOMER INFORMATION		Turnaround Time		Shipped By		Report Send Via:	
Company	NV5	Same Day	☑	Fedex	☐	Web	☐
Address	3777 Long Beach Boulevard	1 Day	☐	UPS	☐	Email	☐
City/State/Zip	Long Beach, CA 90807	2 Day	☐	USPS	☐	Fax	☐
Contact	Jim Byers	3 Day	☐	Drop Off	☐	Verbal	☐
Office Phone	562/ 495-5777	5 Day	☐	Drop Box	☐	Mail	☐
Cell		Weekend	☐	Other	☐	Pick up	☐
Fax	562/ 495-5877	**Special Instructions:**					
Email	Jim.Byers@NV5.com						

PROJECT INFORMATION

Project Name:	CABRILLO DEM	PO Number:	
Project Number:	SM5D-20-9850	Work Order No.:	
Location:	CABRILLO E.S., MALIBU	Sampled By:	Randy Flores

PLM		PCM		MOLD		LEAD (Pb)			
PLM EPA 600/M4-82-020	☑	NIOSH 7400A	☐	Spore Trap	☐	Air	☐	TTLC	☐
PLM 400 Pt. Count (<0.25%)	☐	NIOSH 7400B	☐	Tape Lift	☐	Paint	☐		
PLM 1000 Pt. Count (<0.1%)	☐	w/ TWA	☐	Bulk Sample	☐	Wipe	☐		
						Soil	☐		

SAMPLE ID	SAMPLE TYPE	LOCATION	Date Sampled	Start Time / Stop Time	Avg Flow Rate	Volume (L)
R0114-1	Kick Sheet Roof (Core)	BLDG. A	1/14/21			
2	↓	↓	↓			
3	↓	↓	↓			
4	Roof Mastic	↓	↓			
5	↓	↓	↓			
6	↓	↓	↓			
7	Kick Sheet (Core)	BLDG B	↓			
8	↓	↓	↓			
9	↓	↓	↓			
10	Roof Mastic	↓	↓			

Relinquished By:	
Date/Time:	1/15/2021 0800
Received By:	
Date/Time:	1/15/21 0824

Lab Forms
Ver. 082411

CHAIN OF CUSTODY

1508 E. 33rd Street
Signal Hill, CA 90755
562-206-2770 Tel
562-206-2773 Fax
services@AQenvlabs.com

AQ ENVIRONMENTAL LABORATORIES

Company:	Alta Environmental
Project Number:	
Project Name:	

Analysis:

TAT:

(Lab) Order No. 2142679

SAMPLE ID	SAMPLE TYPE	LOCATION	Date Sampled	Start Time / Stop Time	Avg Flow Rate	Volume (L)
11	ROOF MASTIC	BLDG. B	1/14/21			
12	↓					
13	Roofing (core) BUILT UP	BLDG. E				
14	↓					
15	↓					
16	ROOF MASTIC					
17	↓					
18	↓					
19	HVAC TAPE w/SEALANT					
20	↓					
21	↓	↓				
22	ROOFING (core) Built up	BLDG. F				
23	↓					
24	↓					
25	ROOF MASTIC					
26	↓					
27	↓	↓				
28	KICK SHEET (CORE)	BLDG. D				
29	↓	↓				
30	↓	↓				

Relinquished By:	Received By:
Date/Time: 1/15/2021 0800	Date/Time: 1/15/21 0824

Lab Forms
Ver. 082411

CHAIN OF CUSTODY

1508 E. 33rd Street
Signal Hill, CA 90755
562-206-2770 Tel
562-206-2773 Fax
services@AQenvlabs.com

Company: Alta Environmental
Project Number:
Project Name:

Analysis:

TAT:

(Lab) Order No. 2142679

SAMPLE ID	SAMPLE TYPE	LOCATION	Date Sampled	Start Time / Stop Time	Avg Flow Rate	Volume (L)
31	ROOF MASTIC	BLDG. D	1/14/21			
32						
33						
34	KICK SHEET (CORE)	BLDG. C				
35						
36						
37	ROOF MASTIC					
38						
39						
40	KICK SHEET (CORE)	BLDG. F – LOWE ROOF				
41						
42						
43	ROOF MASTIC					
44						
45						

Relinquished By:
Date/Time: 1/15/2021

Received By:
Date/Time: 1/15/21 0824

Lab Forms
Ver. 082411

ENVIRONMENTAL LABORATORIES LLC

1508 East 33rd Street
Signal Hill, CA 90755
Toll: 888-207-2022
Tel: 562-206-2770
Fax: 562-206-2773

Alta Environmental
3777 Long Beach Blvd.
Long Beach CA 90807
Attn.: Jim Byers

Report Number 2142555

Project Number SMSD-20-9850
Project Name Cabrillo Demo
Location Cabrillo E.S.- Walkways
PO Number
WO Number

Date Received 01/11/2021
Date Analyzed 01/15/2021
Date Reported 01/15/2021

Date Sampled 01/08/2021
Sampled By Randy Flores
Total Samples 7

Method of Analysis 40 CFR Part 763 Appendix E to Subpart E, EPA Method 600/M4-82-020; updated method 600 R-93/116 Determination of Asbestos in Bulk Building Materials.

Test Report

Laboratory ID / Sample No.	Sample Location / Description	Layer No. / Layer %	Non-Asbestos Components	(%)	Asbestos Type	(%)
2142555-001	Walkways					
CS-1	Cement, Gray, Non-homogeneous	LAYER 1			None Detected	
		100%	Non-Fibrous Material	100%		
	Asbestos Present: No		Total % Non-Asbestos:	100.0%	**Total %Asbestos:**	**No Asbestos Detected**
2142555-002	Walkways					
CS-2	Cement, Gray, Non-homogeneous	LAYER 1			None Detected	
		100%	Non-Fibrous Material	100%		
	Asbestos Present: No		Total % Non-Asbestos:	100.0%	**Total %Asbestos:**	**No Asbestos Detected**
2142555-003	Walkways					
CS-3	Cement, Gray, Non-homogeneous	LAYER 1			None Detected	
		100%	Non-Fibrous Material	100%		
	Asbestos Present: No		Total % Non-Asbestos:	100.0%	**Total %Asbestos:**	**No Asbestos Detected**
2142555-004	Walkways					
CS-4	Cement, Gray, Non-homogeneous	LAYER 1			None Detected	
		100%	Non-Fibrous Material	100%		
	Asbestos Present: No		Total % Non-Asbestos:	100.0%	**Total %Asbestos:**	**No Asbestos Detected**
2142555-005	Walkways					
CS-5	Cement, Beige/Gray, Non-homogeneous	LAYER 1			None Detected	
		100%	Non-Fibrous Material	100%		
	Asbestos Present: No		Total % Non-Asbestos:	100.0%	**Total %Asbestos:**	**No Asbestos Detected**
2142555-006	Walkways					
CS-6	Cement, Gray, Non-homogeneous	LAYER 1			None Detected	
		100%	Non-Fibrous Material	100%		
	Asbestos Present: No		Total % Non-Asbestos:	100.0%	**Total %Asbestos:**	**No Asbestos Detected**

ENVIRONMENTAL LABORATORIES LLC

1508 East 33rd Street
Signal Hill, CA 90755
Toll: 888-207-2022
Tel: 562-206-2770
Fax: 562-206-2773

Alta Environmental
3777 Long Beach Blvd.
Long Beach CA 90807
Attn.: Jim Byers

Report Number 2142555

Project Number SMSD-20-9850
Project Name Cabrillo Demo
Location Cabrillo E.S.- Walkways
PO Number
WO Number

Date Received 01/11/2021
Date Analyzed 01/15/2021
Date Reported 01/15/2021

Date Sampled 01/08/2021
Sampled By Randy Flores
Total Samples 7

Method of Analysis 40 CFR Part 763 Appendix E to Subpart E, EPA Method 600/M4-82-020; updated method 600 R-93/116 Determination of Asbestos in Bulk Building Materials.

Test Report

Laboratory ID / Sample No.	Sample Location / Description	Layer No. / Layer %	Non-Asbestos Components	(%)	Asbestos Type	(%)
2142555-007	Walkways					
CS-7	Cement, Gray, Non-homogeneous	LAYER 1			None Detected	
		100%	Non-Fibrous Material	100%		

Asbestos Present: No Total % Non-Asbestos: 100.0% **Total %Asbestos:** **No Asbestos Detected**

Method Detection Limit: Less than one percent (<1%). Asbestos content has been determined using calibrated visual estimation (CVES). Samples tested were received in acceptable condition unless otherwise stated. Test report relates only to items tested. Non-homogeneous samples containing discrete and separable layers are analyzed and reported separately; composite results may be reported upon customer's request. Non-homogeneous samples with inseparable layers are analyzed and reported as composite samples. Due to the limitations of Polarized Light Microscopy, samples reported as None Detected or with low asbestos concentrations may not be reliable and further analysis such as TEM is recommended to confirm PLM results. This report shall not be reproduced except in full without the written approval of this laboratory. This report may not be used by the customer to claim product certification, endorsement, or approval by NIST/NVLAP or any agency of the government. Samples shall be disposed according to local, state and federal laws, 30 days after results are reported unless otherwise instructed.

CA-ELAP #2823

Analyst - Cristina Tabatt

Approved Signatory Cristina E. Tabatt

NVLAP® TESTING
NVLAP Lab Code 500044-0

ENVIRONMENTAL LABORATORIES LLC

1508 East 33rd Street
Signal Hill, CA 90755
Toll: 888-207-2022
Tel: 562-206-2770
Fax: 562-206-2773

Alta Environmental
3777 Long Beach Blvd.
Long Beach CA 90807
Attn.: Jim Byers

Report Number 2142630

Project Number SMSD-20-9850
Project Name Cabrillo
Location
PO Number
WO Number

Date Received 01/14/2021
Date Analyzed 01/15/2021
Date Reported 01/15/2021

Date Sampled 01/13/2021
Sampled By Randy Flores
Total Samples 14

Method of Analysis 40 CFR Part 763 Appendix E to Subpart E, EPA Method 600/M4-82-020; updated method 600 R-93/116 Determination of Asbestos in Bulk Building Materials.

Test Report

Laboratory ID / Sample No.	Sample Location / Description	Layer No. / Layer %	Non-Asbestos Components	(%)	Asbestos Type	(%)
2142630-001	Bldg A					
1	Joint Compound, White, Homogeneous	LAYER 1 100%	Calcium Carbonate Gypsum Binder/Filler	50% 35% 15%	None Detected	
	Asbestos Present: No		Total % Non-Asbestos:	100.0%	**Total %Asbestos:**	**No Asbestos Detected**
2142630-002	Bldg A					
2	Joint Compound, White, Homogeneous	LAYER 1 100%	Calcium Carbonate Gypsum Binder/Filler	50% 35% 15%	None Detected	
	Asbestos Present: No		Total % Non-Asbestos:	100.0%	**Total %Asbestos:**	**No Asbestos Detected**
2142630-003	Bldg A					
3	Joint Compound, White, Homogeneous	LAYER 1 100%	Calcium Carbonate Mica Binder/Filler	73% 10% 15%	Chrysotile	2%
	Asbestos Present: Yes		Total % Non-Asbestos:	98.0%	**Total %Asbestos:**	**2.0%**
2142630-004	Bldg A					
4	Joint Compound, White, Homogeneous	LAYER 1 100%	Calcium Carbonate Binder/Filler	85% 15%	None Detected	
	Asbestos Present: No		Total % Non-Asbestos:	100.0%	**Total %Asbestos:**	**No Asbestos Detected**
2142630-005	Bldg C4					
5A	Fiber Board, White/Brown, Non-homogeneous	LAYER 1 100%	Wood Fiber Synthetic Fiber Non-Fibrous Material	95% 2% 3%	None Detected	
	Asbestos Present: No		Total % Non-Asbestos:	100.0%	**Total %Asbestos:**	**No Asbestos Detected**
2142630-006	Bldg C4					
5B	Glue, Colorless, Non-homogeneous	LAYER 1 100%	Adhesive Binders	100%	None Detected	
	Asbestos Present: No		Total % Non-Asbestos:	100.0%	**Total %Asbestos:**	**No Asbestos Detected**

AQ ENVIRONMENTAL LABORATORIES LLC

1508 East 33rd Street
Signal Hill, CA 90755
Toll: 888-207-2022
Tel: 562-206-2770
Fax: 562-206-2773

Alta Environmental
3777 Long Beach Blvd.
Long Beach CA 90807
Attn.: Jim Byers

Report Number 2142630

Project Number SMSD-20-9850
Project Name Cabrillo
Location
PO Number
WO Number

Date Received 01/14/2021
Date Analyzed 01/15/2021
Date Reported 01/15/2021

Date Sampled 01/13/2021
Sampled By Randy Flores
Total Samples 14

Method of Analysis 40 CFR Part 763 Appendix E to Subpart E, EPA Method 600/M4-82-020; updated method 600 R-93/116 Determination of Asbestos in Bulk Building Materials.

Test Report

Laboratory ID / Sample No.	Sample Location / Description	Layer No. / Layer %	Non-Asbestos Components	(%)	Asbestos Type	(%)
2142630-007	Bldg C5					
6A	Fiber Board, White/Brown, Non-homogeneous	LAYER 1 100%	Wood Fiber Synthetic Fiber Non-Fibrous Material	95% 2% 3%	None Detected	
	Asbestos Present: No		Total % Non-Asbestos:	100.0%	**Total %Asbestos:**	**No Asbestos Detected**
2142630-008	Bldg C5					
6B	Glue, Colorless, Homogeneous	LAYER 1 100%	Adhesive Binders/Filler	100%	None Detected	
	Asbestos Present: No		Total % Non-Asbestos:	100.0%	**Total %Asbestos:**	**No Asbestos Detected**
2142630-009	Bldg G					
7	Joint Compound, White, Non-homogeneous	LAYER 1 100%	Calcium Carbonate Gypsum Perlite Binder/Filler	45% 25% 15% 15%	None Detected	
	Asbestos Present: No		Total % Non-Asbestos:	100.0%	**Total %Asbestos:**	**No Asbestos Detected**
2142630-010	Bldg G					
8	Joint Compound, White, Non-homogeneous	LAYER 1 100%	Calcium Carbonate Binder/Filler	85% 15%	None Detected	
	Asbestos Present: No		Total % Non-Asbestos:	100.0%	**Total %Asbestos:**	**No Asbestos Detected**
2142630-011	Bldg G					
9A	Glue, Beige, Non-homogeneous	LAYER 1 100%	Adhesive Binders/Filler	100%	None Detected	
	Asbestos Present: No		Total % Non-Asbestos:	100.0%	**Total %Asbestos:**	**No Asbestos Detected**
2142630-012	Bldg G					
9B	Leveling Compound, Gray, Non-homogeneous	LAYER 1 100%	Quartz Mineral Binders/Filler	35% 65%	None Detected	
	Asbestos Present: No		Total % Non-Asbestos:	100.0%	**Total %Asbestos:**	**No Asbestos Detected**

ENVIRONMENTAL LABORATORIES LLC

1508 East 33rd Street
Signal Hill, CA 90755
Toll: 888-207-2022
Tel: 562-206-2770
Fax: 562-206-2773

Alta Environmental
3777 Long Beach Blvd.
Long Beach CA 90807
Attn.: Jim Byers

Report Number 2142630

Project Number SMSD-20-9850
Project Name Cabrillo
Location
PO Number
WO Number

Date Received 01/14/2021
Date Analyzed 01/15/2021
Date Reported 01/15/2021

Date Sampled 01/13/2021
Sampled By Randy Flores
Total Samples 14

Method of Analysis 40 CFR Part 763 Appendix E to Subpart E, EPA Method 600/M4-82-020; updated method 600 R-93/116 Determination of Asbestos in Bulk Building Materials.

Test Report

Laboratory ID / Sample No.	Sample Location / Description	Layer No. / Layer %	Non-Asbestos Components	(%)	Asbestos Type	(%)
2142630-013	Bldg G					
10	Glue, Beige, Non-homogeneous	LAYER 1			None Detected	
		100%	Adhesive Binders/Filler	100%		
	Asbestos Present: No		Total % Non-Asbestos:	100.0%	**Total %Asbestos:**	**No Asbestos Detected**
2142630-014	Bldg G					
10B	Leveling Compound, Gray, Non-homogeneous	LAYER 1			None Detected	
		100%	Non-Fibrous Material	100%		
	Asbestos Present: No		Total % Non-Asbestos:	100.0%	**Total %Asbestos:**	**No Asbestos Detected**

Method Detection Limit: Less than one percent (<1%). Asbestos content has been determined using calibrated visual estimation (CVES). Samples tested were received in acceptable condition unless otherwise stated. Test report relates only to items tested. Non-homogeneous samples containing discrete and separable layers are analyzed and reported separately; composite results may be reported upon customer's request. Non-homogeneous samples with inseparable layers are analyzed and reported as composite samples. Due to the limitations of Polarized Light Microscopy, samples reported as None Detected or with low asbestos concentrations may not be reliable and further analysis such as TEM is recommended to confirm PLM results. This report shall not be reproduced except in full without the written approval of this laboratory. This report may not be used by the customer to claim product certification, endorsement, or approval by NIST/NVLAP or any agency of the government. Samples shall be disposed according to local, state and federal laws, 30 days after results are reported unless otherwise instructed.

CA-ELAP #2823

Analyst - Fred Chappelear

Approved Signatory Cristina E. Tabatt

NVLAP TESTING
NVLAP Lab Code 500044-0

CHAIN OF CUSTODY

AQ ENVIRONMENTAL LABORATORIES
1508 E. 33rd Street
Signal Hill, CA 90755
562-206-2770 Tel
562-206-2773 Fax
services@AQenvlabs.com

(Lab) Order No. 2142630

CUSTOMER INFORMATION	
Company	Alta Environmental
Address	3777 Long Beach Boulevard
City/State/Zip	Long Beach, CA 90807
Contact	Jim Byers
Office Phone	562/ 495-5777
Cell	
Fax	562/ 495-5877
Email	Jim.Byers

Turnaround Time		Shipped By		Report Send Via:	
Same Day	☑	Fedex	☐	Web	☐
1 Day	☑	UPS	☐	Email	☑
2 Day	☐	USPS	☐	Fax	☐
3 Day	☐	Drop Off	☑	Verbal	☐
5 Day	☐	Drop Box	☐	Mail	☐
Weekend	☐	Other	☐	Pick up	☐

Special Instructions:
cc: Therese

PROJECT INFORMATION

Project Name:	Cabrillo	PO Number:	
Project Number:	SMSD-20-9850	Work Order No.:	
Location:		Sampled By:	Randy Flores

PLM		PCM		MOLD		LEAD (Pb)			
PLM EPA 600/M4-82-020	☐	NIOSH 7400A	☐	Spore Trap	☐	Air	☐	TTLC	☐
PLM 400 Pt. Count (<0.25%)	☐	NIOSH 7400B	☐	Tape Lift	☐	Paint	☐	STLC	☐
PLM 1000 Pt. Count (<0.1%)	☐	w/ TWA	☐	Bulk Sample	☐	Wipe	☐	TCLP	☐
						Soil	☐		

SAMPLE ID	SAMPLE TYPE	LOCATION	Date Sampled	Start Time / Stop Time	Avg Flow Rate	Volume (L)
#0113-1	Joint Compound	BLDG A.	1/13/21			
2						
3						
4						
5	Fiber board with Glue	BLDG. C4				
6		BLDG. C5				
7	Joint Compound	BLDG. G1				
8						
9	Glue & Levelcompound					
10						

Relinquished By: Randy Flores	Received By:
Date/Time: 1/14/21 0815	Date/Time: 1/14/21 0815

Lab Forms
Ver. 082411

ENVIRONMENTAL LABORATORIES LLC

1508 East 33rd Street
Signal Hill, CA 90755
Toll: 888-207-2022
Tel: 562-206-2770
Fax: 562-206-2773

Alta Environmental
3777 Long Beach Blvd.
Long Beach CA 90807
Attn.: Jim Byers

Project Number SMSD-20-9850
Project Name Cabrillo Demo
Location Cabrillo E.S.- Boys & Girls Club- East Relocatable
PO Number
WO Number

Report Number 2142551

Date Received 01/11/2021
Date Analyzed 01/13/2021
Date Reported 01/14/2021

Date Sampled 11/12/2020
Sampled By Randy Flores
Total Samples 39

Method of Analysis 40 CFR Part 763 Appendix E to Subpart E, EPA Method 600/M4-82-020; updated method 600 R-93/116 Determination of Asbestos in Bulk Building Materials.

Test Report

Laboratory ID / Sample No.	Sample Location Description	Layer No. / Layer %	Non-Asbestos Components	(%)	Asbestos Type	(%)
2142551-001 BGE-1	Boys & Girls Club- East Relocatable Sealant, Gray, Non-homogeneous	LAYER 1 100%	Organic Binders/Filler	100%	None Detected	
	Asbestos Present: No		Total % Non-Asbestos:	100.0%	**Total %Asbestos:**	**No Asbestos Detected**
2142551-002 BGE-2	Boys & Girls Club- East Relocatable Sealant, Gray, Non-homogeneous	LAYER 1 100%	Organic Binders/Filler	100%	None Detected	
	Asbestos Present: No		Total % Non-Asbestos:	100.0%	**Total %Asbestos:**	**No Asbestos Detected**
2142551-003 BGE-3	Boys & Girls Club- East Relocatable Sealant, Gray, Non-homogeneous	LAYER 1 100%	Organic Binders/Filler	100%	None Detected	
	Asbestos Present: No		Total % Non-Asbestos:	100.0%	**Total %Asbestos:**	**No Asbestos Detected**
2142551-004 BGE-4	Boys & Girls Club- East Relocatable Wood Caulk, Green/White, Non-homogeneous	LAYER 1 100%	Organic Binders/Filler	100%	None Detected	
	Asbestos Present: No		Total % Non-Asbestos:	100.0%	**Total %Asbestos:**	**No Asbestos Detected**
2142551-005 BGE-5	Boys & Girls Club- East Relocatable Wood Caulk, Green/White, Non-homogeneous	LAYER 1 100%	Organic Binders/Filler	100%	None Detected	
	Asbestos Present: No		Total % Non-Asbestos:	100.0%	**Total %Asbestos:**	**No Asbestos Detected**
2142551-006 BGE-6	Boys & Girls Club- East Relocatable Wood Caulk, Green/White, Non-homogeneous	LAYER 1 100%	Organic Binders/Filler	100%	None Detected	
	Asbestos Present: No		Total % Non-Asbestos:	100.0%	**Total %Asbestos:**	**No Asbestos Detected**

ENVIRONMENTAL LABORATORIES LLC

1508 East 33rd Street
Signal Hill, CA 90755
Toll: 888-207-2022
Tel: 562-206-2770
Fax: 562-206-2773

Alta Environmental
3777 Long Beach Blvd.
Long Beach CA 90807
Attn.: Jim Byers

Project Number SMSD-20-9850
Project Name Cabrillo Demo
Location Cabrillo E.S.- Boys & Girls Club- East Relocatable
PO Number
WO Number

Report Number 2142551

Date Received 01/11/2021
Date Analyzed 01/13/2021
Date Reported 01/14/2021

Date Sampled 11/12/2020
Sampled By Randy Flores
Total Samples 39

Method of Analysis 40 CFR Part 763 Appendix E to Subpart E, EPA Method 600/M4-82-020; updated method 600 R-93/116 Determination of Asbestos in Bulk Building Materials.

Test Report

Laboratory ID / Sample No.	Sample Location Description	Layer No. / Layer %	Non-Asbestos Components	(%)	Asbestos Type	(%)
2142551-007	Boys & Girls Club- East Relocatable					
BGE-7	Non-Skid Flooring, Gray, Non-homogeneous	LAYER 1 100%	 Quartz Binder/Filler	 25% 75%	None Detected	
	Asbestos Present: No		Total % Non-Asbestos:	100.0%	**Total %Asbestos:**	**No Asbestos Detected**
2142551-008	Boys & Girls Club- East Relocatable					
BGE-8	Non-Skid Flooring, Gray, Non-homogeneous	LAYER 1 100%	 Quartz Binder/Filler	 25% 75%	None Detected	
	Asbestos Present: No		Total % Non-Asbestos:	100.0%	**Total %Asbestos:**	**No Asbestos Detected**
2142551-009	Boys & Girls Club- East Relocatable					
BGE-9	Non-Skid Flooring, Gray, Non-homogeneous	LAYER 1 100%	 Quartz Binder/Filler	 25% 75%	None Detected	
	Asbestos Present: No		Total % Non-Asbestos:	100.0%	**Total %Asbestos:**	**No Asbestos Detected**
2142551-010	Boys & Girls Club- East Relocatable					
BGE-10	2'x4' Fissured Ceiling Tiles, White/ Beige, Non-homogeneous	LAYER 1 100%	Cellulose Fiber Fibrous Glass Perlite Binder/Filler	55% <1 40% 5%	None Detected	
	Asbestos Present: No		Total % Non-Asbestos:	100.0%	**Total %Asbestos:**	**No Asbestos Detected**
2142551-011	Boys & Girls Club- East Relocatable					
BGE-11	2'x4' Fissured Ceiling Tiles, White/ Beige, Non-homogeneous	LAYER 1 100%	Cellulose Fiber Fibrous Glass Perlite Binder/Filler	55% <1 40% 5%	None Detected	
	Asbestos Present: No		Total % Non-Asbestos:	100.0%	**Total %Asbestos:**	**No Asbestos Detected**

ENVIRONMENTAL LABORATORIES LLC

1508 East 33rd Street
Signal Hill, CA 90755
Toll: 888-207-2022
Tel: 562-206-2770
Fax: 562-206-2773

Alta Environmental
3777 Long Beach Blvd.
Long Beach CA 90807
Attn.: Jim Byers

Project Number SMSD-20-9850
Project Name Cabrillo Demo
Location Cabrillo E.S.- Boys & Girls Club- East Relocatable
PO Number
WO Number

Report Number 2142551

Date Received 01/11/2021
Date Analyzed 01/13/2021
Date Reported 01/14/2021

Date Sampled 11/12/2020
Sampled By Randy Flores
Total Samples 39

Method of Analysis 40 CFR Part 763 Appendix E to Subpart E, EPA Method 600/M4-82-020; updated method 600 R-93/116 Determination of Asbestos in Bulk Building Materials.

Test Report

Laboratory ID / Sample No.	Sample Location Description	Layer No. / Layer %	Non-Asbestos Components	(%)	Asbestos Type	(%)
2142551-012	Boys & Girls Club- East Relocatable					
BGE-12	2'x4' Fissured Ceiling Tiles, White/ Beige, Non-homogeneous	LAYER 1 100%	Cellulose Fiber	55%	None Detected	
			Fibrous Glass	<1		
			Perlite	40%		
			Binder/Filler	5%		
	Asbestos Present: No		Total % Non-Asbestos:	100.0%	**Total %Asbestos:**	**No Asbestos Detected**
2142551-013	Boys & Girls Club- East Relocatable					
BGE-13A	Fiber Board, White/ Brown, Non-homogeneous	LAYER 1 100%	Wood Fiber	90%	None Detected	
			Synthetic Fiber	2%		
			Binder/Filler	8%		
	Asbestos Present: No		Total % Non-Asbestos:	100.0%	**Total %Asbestos:**	**No Asbestos Detected**
2142551-014	Boys & Girls Club- East Relocatable					
BGE-13B	Glue on drywall, Colorless, Homogeneous	LAYER 1 100%	Organic Binders	100%	None Detected	
	Asbestos Present: No		Total % Non-Asbestos:	100.0%	**Total %Asbestos:**	**No Asbestos Detected**
2142551-015	Boys & Girls Club- East Relocatable					
BGE-13C	Drywall, White/ Brown, Non-homogeneous	LAYER 1 100%	Cellulose Fiber	10%	None Detected	
			Fibrous Glass	<1		
			Gypsum/Filler	90%		
	Asbestos Present: No		Total % Non-Asbestos:	100.0%	**Total %Asbestos:**	**No Asbestos Detected**
2142551-016	Boys & Girls Club- East Relocatable					
BGE-14A	Fiber Board, White/ Brown, Non-homogeneous	LAYER 1 100%	Wood Fiber	90%	None Detected	
			Synthetic Fiber	2%		
			Binder/Filler	8%		
	Asbestos Present: No		Total % Non-Asbestos:	100.0%	**Total %Asbestos:**	**No Asbestos Detected**
2142551-017	Boys & Girls Club- East Relocatable					
BGE-14B	Glue on drywall, Colorless, Homogeneous	LAYER 1 100%	Organic Binders	100%	None Detected	
	Asbestos Present: No		Total % Non-Asbestos:	100.0%	**Total %Asbestos:**	**No Asbestos Detected**

ENVIRONMENTAL LABORATORIES LLC

1508 East 33rd Street
Signal Hill, CA 90755
Toll: 888-207-2022
Tel: 562-206-2770
Fax: 562-206-2773

Alta Environmental
3777 Long Beach Blvd.
Long Beach CA 90807
Attn.: Jim Byers

Project Number SMSD-20-9850
Project Name Cabrillo Demo
Location Cabrillo E.S.- Boys & Girls Club- East Relocatable
PO Number
WO Number

Report Number 2142551

Date Received 01/11/2021
Date Analyzed 01/13/2021
Date Reported 01/14/2021

Date Sampled 11/12/2020
Sampled By Randy Flores
Total Samples 39

Method of Analysis 40 CFR Part 763 Appendix E to Subpart E, EPA Method 600/M4-82-020; updated method 600 R-93/116 Determination of Asbestos in Bulk Building Materials.

Test Report

Laboratory ID / Sample No.	Sample Location Description	Layer No. / Layer %	Non-Asbestos Components	(%)	Asbestos Type	(%)
2142551-018	Boys & Girls Club- East Relocatable					
BGE-14C	Drywall, White/ Brown, Non-homogeneous	LAYER 1 100%	Cellulose Fiber Fibrous Glass Gypsum/Filler	10% <1 90%	None Detected	
	Asbestos Present: No		Total % Non-Asbestos:	100.0%	**Total %Asbestos:**	**No Asbestos Detected**
2142551-019	Boys & Girls Club- East Relocatable					
BGE-15A	Fiber Board, White/ Brown, Non-homogeneous	LAYER 1 100%	Wood Fiber Synthetic Fiber Binder/Filler	90% 2% 8%	None Detected	
	Asbestos Present: No		Total % Non-Asbestos:	100.0%	**Total %Asbestos:**	**No Asbestos Detected**
2142551-020	Boys & Girls Club- East Relocatable					
BGE-15B	Glue on drywall, Colorless, Homogeneous	LAYER 1 100%	Organic Binders	100%	None Detected	
	Asbestos Present: No		Total % Non-Asbestos:	100.0%	**Total %Asbestos:**	**No Asbestos Detected**
2142551-021	Boys & Girls Club- East Relocatable					
BGE-15C	DW, White/ Brown, Non-homogeneous	LAYER 1 100%	Cellulose Fiber Fibrous Glass Gypsum/Filler	10% <1 90%	None Detected	
	Asbestos Present: No		Total % Non-Asbestos:	100.0%	**Total %Asbestos:**	**No Asbestos Detected**
2142551-022	Boys & Girls Club- East Relocatable					
BGE-16	Barrier Paper, Black, Homogeneous	LAYER 1 100%	Cellulose Fiber Bituminous Matrix	70% 30%	None Detected	
	Asbestos Present: No		Total % Non-Asbestos:	100.0%	**Total %Asbestos:**	**No Asbestos Detected**
2142551-023	Boys & Girls Club- East Relocatable					
BGE-17	Barrier Paper, Black, Homogeneous	LAYER 1 100%	Cellulose Fiber Bituminous Matrix	70% 30%	None Detected	
	Asbestos Present: No		Total % Non-Asbestos:	100.0%	**Total %Asbestos:**	**No Asbestos Detected**

ENVIRONMENTAL LABORATORIES LLC

1508 East 33rd Street
Signal Hill, CA 90755
Toll: 888-207-2022
Tel: 562-206-2770
Fax: 562-206-2773

Alta Environmental
3777 Long Beach Blvd.
Long Beach CA 90807
Attn.: Jim Byers

Project Number SMSD-20-9850
Project Name Cabrillo Demo
Location Cabrillo E.S.- Boys & Girls Club- East Relocatable
PO Number
WO Number

Report Number 2142551

Date Received 01/11/2021
Date Analyzed 01/13/2021
Date Reported 01/14/2021

Date Sampled 11/12/2020
Sampled By Randy Flores
Total Samples 39

Method of Analysis 40 CFR Part 763 Appendix E to Subpart E, EPA Method 600/M4-82-020; updated method 600 R-93/116 Determination of Asbestos in Bulk Building Materials.

Test Report

Laboratory ID / Sample No.	Sample Location / Description	Layer No. / Layer %	Non-Asbestos Components	(%)	Asbestos Type	(%)
2142551-024	Boys & Girls Club- East Relocatable					
BGE-18	Barrier Paper, Black, Homogeneous	LAYER 1	Cellulose Fiber	70%	None Detected	
		100%	Bituminous Matrix	30%		
	Asbestos Present: No		Total % Non-Asbestos:	100.0%	**Total %Asbestos:**	**No Asbestos Detected**
2142551-025	Boys & Girls Club- East Relocatable					
BGE-19A	12"x12" Streaks FT, Lt. Gray, Homogeneous	LAYER 1			None Detected	
		100%	Calcium Carbonate	60%		
			Vinyl Binder	40%		
	Asbestos Present: No		Total % Non-Asbestos:	100.0%	**Total %Asbestos:**	**No Asbestos Detected**
2142551-026	Boys & Girls Club- East Relocatable					
BGE-19B	Glue, Yellow, Homogeneous	LAYER 1			None Detected	
		100%	Organic Binders	100%		
	Asbestos Present: No		Total % Non-Asbestos:	100.0%	**Total %Asbestos:**	**No Asbestos Detected**
2142551-027	Boys & Girls Club- East Relocatable					
BGE-19C	Leveling Compound, Gray, Homogeneous	LAYER 1			None Detected	
		100%	Calcium Carbonate	85%		
			Binder/Filler	15%		
	Asbestos Present: No		Total % Non-Asbestos:	100.0%	**Total %Asbestos:**	**No Asbestos Detected**
2142551-028	Boys & Girls Club- East Relocatable					
BGE-20A	12"x12" Streaks FT, Lt. Gray, Homogeneous	LAYER 1			None Detected	
		100%	Calcium Carbonate	60%		
			Vinyl Binder	40%		
	Asbestos Present: No		Total % Non-Asbestos:	100.0%	**Total %Asbestos:**	**No Asbestos Detected**
2142551-029	Boys & Girls Club- East Relocatable					
BGE-20B	Glue, Yellow, Homogeneous	LAYER 1			None Detected	
		100%	Organic Binders	100%		
	Asbestos Present: No		Total % Non-Asbestos:	100.0%	**Total %Asbestos:**	**No Asbestos Detected**

ENVIRONMENTAL LABORATORIES LLC

1508 East 33rd Street
Signal Hill, CA 90755
Toll: 888-207-2022
Tel: 562-206-2770
Fax: 562-206-2773

Alta Environmental
3777 Long Beach Blvd.
Long Beach CA 90807
Attn.: Jim Byers

Project Number SMSD-20-9850
Project Name Cabrillo Demo
Location Cabrillo E.S.- Boys & Girls Club- East Relocatable
PO Number
WO Number

Report Number 2142551

Date Received 01/11/2021
Date Analyzed 01/13/2021
Date Reported 01/14/2021

Date Sampled 11/12/2020
Sampled By Randy Flores
Total Samples 39

Method of Analysis 40 CFR Part 763 Appendix E to Subpart E, EPA Method 600/M4-82-020; updated method 600 R-93/116 Determination of Asbestos in Bulk Building Materials.

Test Report

Laboratory ID / Sample No.	Sample Location Description	Layer No. / Layer %	Non-Asbestos Components	(%)	Asbestos Type	(%)
2142551-030 BGE-20C	Boys & Girls Club- East Relocatable Leveling Compound, Gray, Homogeneous	LAYER 1 100%	Calcium Carbonate Binder/Filler	85% 15%	None Detected	
	Asbestos Present: No		Total % Non-Asbestos:	100.0%	**Total %Asbestos:**	**No Asbestos Detected**
2142551-031 BGE-21A	Boys & Girls Club- East Relocatable 12"x12" Streaks FT, Lt. Gray, Homogeneous	LAYER 1 100%	Calcium Carbonate Vinyl Binder	60% 40%	None Detected	
	Asbestos Present: No		Total % Non-Asbestos:	100.0%	**Total %Asbestos:**	**No Asbestos Detected**
2142551-032 BGE-21B	Boys & Girls Club- East Relocatable Glue, Yellow, Homogeneous	LAYER 1 100%	Organic Binders	100%	None Detected	
	Asbestos Present: No		Total % Non-Asbestos:	100.0%	**Total %Asbestos:**	**No Asbestos Detected**
2142551-033 BGE-21C	Boys & Girls Club- East Relocatable Leveling Compound, Gray, Homogeneous	LAYER 1 100%	Calcium Carbonate Binder/Filler	85% 15%	None Detected	
	Asbestos Present: No		Total % Non-Asbestos:	100.0%	**Total %Asbestos:**	**No Asbestos Detected**
2142551-034 BGE-22A	Boys & Girls Club- East Relocatable 4" Cove Base, Gray, Homogeneous	LAYER 1 100%	Calcium Carbonate Vinyl Binder	30% 70%	None Detected	
	Asbestos Present: No		Total % Non-Asbestos:	100.0%	**Total %Asbestos:**	**No Asbestos Detected**
2142551-035 BGE-22B	Boys & Girls Club- East Relocatable Glue, Tan, Homogeneous	LAYER 1 100%	Organic Binders/Filler	100%	None Detected	
	Asbestos Present: No		Total % Non-Asbestos:	100.0%	**Total %Asbestos:**	**No Asbestos Detected**

ENVIRONMENTAL LABORATORIES LLC

1508 East 33rd Street
Signal Hill, CA 90755
Toll: 888-207-2022
Tel: 562-206-2770
Fax: 562-206-2773

Alta Environmental
3777 Long Beach Blvd.
Long Beach CA 90807
Attn.: Jim Byers

Project Number SMSD-20-9850
Project Name Cabrillo Demo
Location Cabrillo E.S.- Boys & Girls Club- East Relocatable
PO Number
WO Number

Report Number 2142551

Date Received 01/11/2021
Date Analyzed 01/13/2021
Date Reported 01/14/2021

Date Sampled 11/12/2020
Sampled By Randy Flores
Total Samples 39

Method of Analysis 40 CFR Part 763 Appendix E to Subpart E, EPA Method 600/M4-82-020; updated method 600 R-93/116 Determination of Asbestos in Bulk Building Materials.

Test Report

Laboratory ID / Sample No.	Sample Location Description	Layer No. / Layer %	Non-Asbestos Components	(%)	Asbestos Type	(%)
2142551-036	Boys & Girls Club- East Relocatable					
BGE-23A	4" Cove Base, Gray, Homogeneous	LAYER 1			None Detected	
		100%	Calcium Carbonate	30%		
			Vinyl Binder	70%		
	Asbestos Present: No		Total % Non-Asbestos:	100.0%	**Total %Asbestos:**	**No Asbestos Detected**
2142551-037	Boys & Girls Club- East Relocatable					
BGE-23B	Glue, Tan, Homogeneous	LAYER 1			None Detected	
		100%	Organic Binders/Filler	100%		
	Asbestos Present: No		Total % Non-Asbestos:	100.0%	**Total %Asbestos:**	**No Asbestos Detected**
2142551-038	Boys & Girls Club- East Relocatable					
BGE-24A	4" Cove Base, Gray, Homogeneous	LAYER 1			None Detected	
		100%	Calcium Carbonate	30%		
			Vinyl Binder	70%		
	Asbestos Present: No		Total % Non-Asbestos:	100.0%	**Total %Asbestos:**	**No Asbestos Detected**
2142551-039	Boys & Girls Club- East Relocatable					
BGE-24B	Glue, Tan, Homogeneous	LAYER 1			None Detected	
		100%	Organic Binders/Filler	100%		
	Asbestos Present: No		Total % Non-Asbestos:	100.0%	**Total %Asbestos:**	**No Asbestos Detected**

Method Detection Limit: Less than one percent (<1%). Asbestos content has been determined using calibrated visual estimation (CVES). Samples tested were received in acceptable condition unless otherwise stated. Test report relates only to items tested. Non-homogeneous samples containing discrete and separable layers are analyzed and reported separately; composite results may be reported upon customer's request. Non-homogeneous samples with inseparable layers are analyzed and reported as composite samples. Due to the limitations of Polarized Light Microscopy, samples reported as None Detected or with low asbestos concentrations may not be reliable and further analysis such as TEM is recommended to confirm PLM results. This report shall not be reproduced except in full without the written approval of this laboratory. This report may not be used by the customer to claim product certification, endorsement, or approval by NIST/NVLAP or any agency of the government. Samples shall be disposed according to local, state and federal laws, 30 days after results are reported unless otherwise instructed.

CA-ELAP #2823

Cristina E Tabatt

Analyst - Cristina Tabatt

Cristina E Tabatt

Approved Signatory Cristina E. Tabatt

NVLAP TESTING
NVLAP Lab Code 500044-0

CHAIN OF CUSTODY

AQ ENVIRONMENTAL LABORATORIES
1508 E. 33rd Street
Signal Hill, CA 90755
562-206-2770 Tel
562-206-2773 Fax
services@AQenvlabs.com

(Lab) Order No. 2142550 thru 2142556

CUSTOMER INFORMATION

Company	NV5
Address	3777 Long Beach Boulevard
City/State/Zip	Long Beach, CA 90807
Contact	Jim Byers
Office Phone	562/ 495-5777
Cell	
Fax	562/ 495-5877
Email	Jim.Byers

Turnaround Time		Shipped By		Report Send Via:	
Same Day	☐	Fedex	☐	Web	☐
1 Day	☐	UPS	☐	Email	☑
2 Day	☐	USPS	☐	Fax	☐
3 Day	☑	Drop Off	☑	Verbal	☐
5 Day	☐	Drop Box	☐	Mail	☐
Weekend	☐	Other	☐	Pick up	☐

Special Instructions: cc's Therese & Randy

PROJECT INFORMATION

Project Name:	Cabrillo Demo
Project Number:	SMSD-20-9850
Location:	Cabrillo E.S.
PO Number:	
Work Order No.:	
Sampled By:	Randy Flores

PLM		PCM		MOLD		LEAD (Pb)		
PLM EPA 600/M4-82-020	☑	NIOSH 7400A	☐	Spore Trap	☐	Air	☐	TTLC ☐
PLM 400 Pt. Count (<0.25%)	☐	NIOSH 7400B	☐	Tape Lift	☐	Paint	☐	
PLM 1000 Pt. Count (<0.1%)	☐	w/ TWA	☐	Bulk Sample	☐	Wipe	☐	
						Soil	☐	

SAMPLE ID	SAMPLE TYPE	LOCATION	Date Sampled	Start Time / Stop Time	Avg Flow Rate	Volume (L)
BGW-1	White Roof - Membrane	Boys & Girls Club - West Relocatable	1/12/20			
2	↓	↓	↓			
3	↓	↓	↓			
4	White Wood-caulk	↓	↓			
5	↓	↓	↓			
6	↓	↓	↓			
7	NON SKID-flooring	↓	↓			
8	↓	↓	↓			
9	↓	↓	↓			
10	2x4-Directional crevices Ceiling tiles	↓	↓			

Relinquished By:	Randy Flores
Date/Time:	1-8-2021 1900
Received By:	
Date/Time:	1/11/21 0800

Lab Forms
Ver. 082411

CHAIN OF CUSTODY

AQ ENVIRONMENTAL LABORATORIES

1508 E. 33rd Street
Signal Hill, CA 90755
562-206-2770 Tel
562-206-2773 Fax
services@AQenvlabs.com

Company: NV5
Project Number: SMSD-20-9850
Project Name: Cabrillo Demo

Analysis:

TAT:

(Lab) Order No. 2142550 thm 2142556

SAMPLE ID	SAMPLE TYPE	LOCATION	Date Sampled	Start Time / Stop Time	Avg Flow Rate	Volume (L)
BGW-11	2x4' Directional Crevices Ceiling tiles	Boys & Girls Club — West, Relocatable	11/12/20			
12						
13	Fiber Board w/Glue on Dry Wall (core)					
14						
15						
16	Barrier Paper					
17						
18						
19	4" Gray Cove Base w/Tan mastic					
20						
21						
22	12"x12" L. Gray w/streaks — w/Glue & Leveling Compound					
23						
24						
25	12"x12" L. BLUE w/STREAKS — w/Glue & Leveling Compound					
26						
27						
BGE-1	Gray Sealant	Boys & Girls Club — EAST RELOCATABLE	11/12/20			
2						
3						

Relinquished By:	Received By:
Date/Time: 1-8-2021 1900	Date/Time: 1/11/21 0800

Lab Forms
Ver. 082411

CHAIN OF CUSTODY

AQ ENVIRONMENTAL LABORATORIES

1508 E. 33rd Street
Signal Hill, CA 90755
562-206-2770 Tel
562-206-2773 Fax
services@AQenvlabs.com

Company: NV5

Project Number: 5M5D-20-9850

Project Name: Cabrillo Demo

Analysis:

TAT:

(Lab) Order No. 2142550 thru 2142556

SAMPLE ID	SAMPLE TYPE	LOCATION	Date Sampled	Start Time / Stop Time	Avg Flow Rate	Volume (L)
BGE - 4	White Wood Caulk	Boys & Girls Club EAST Relocatable	11/12/20			
5	↓	↓	↓			
6	↓	↓	↓			
7	NON-SKID FLOORING	↓	↓			
8	↓	↓	↓			
9	↓	↓	↓			
10	2'x4' Fissured ceiling tiles	↓	↓			
11	↓	↓	↓			
12	↓	↓	↓			
13	Fiber Board w/Glue on Dry Wall (core)	↓	↓			
14	↓	↓	↓			
15	↓	↓	↓			
16	Barrier Paper	↓	↓			
17	↓	↓	↓			
18	↓	↓	↓			
19	12"x12" L. Gray w/Streaks w/Glue & Leveling Compound	↓	↓			
20	↓	↓	↓			
21	↓	↓	↓			
22	4" Gray Cove Base w/TAN MASTIC	↓	↓			
23	↓	↓	↓			

Relinquished By: [signature]

Date/Time: 1-8-2021 1900

Received By: [signature]

Date/Time: 1/11/21 0800

Lab Forms
Ver. 082411

CHAIN OF CUSTODY

1508 E. 33rd Street
Signal Hill, CA 90755
562-206-2770 Tel
562-206-2773 Fax
services@AQenvlabs.com

Company: Alta Environmental
Project Number: SMSD-20-9850
Project Name: Cabrillo Demo

Analysis:
TAT:
(Lab) Order No. 2142550 thru 2142556

SAMPLE ID	SAMPLE TYPE	LOCATION	Date Sampled	Start Time / Stop Time	Avg Flow Rate	Volume (L)
BGE-24	4" Gray Cove Base w/TAN MASTIC	Boys & Girls Club — East Relocatable	1/12/20			
B - 1	12"x12" yellow FLOORTILE w/Gray leveling Compound	Bldg. B	1/5/21			
2	↓	↓	↓			
3	↓	↓	↓			
4	4" BLACK COVEBASE w/TAN MASTIC	↓	↓			
5	↓	↓	↓			
6	↓	↓	↓			
7	CARPET GLUE	↓	↓			
8	↓	↓	↓			
9	↓	↓	↓			
10	Window + Door SEALANT	↓	↓			
11	↓	↓	↓			
12	↓	↓	↓			
13	DOOR CAULKING	↓	↓			
14	↓	↓	↓			
15	↓	↓	↓			
16	Barrier Paper	↓	↓			
17	↓	↓	↓			
18	↓	↓	↓			
19	Dry Wall w/J.C.	↓	↓			

Relinquished By: [signature]
Date/Time: 1-8-2021 1900

Received By: [signature]
Date/Time: 1/11/21 0800

CHAIN OF CUSTODY

1508 E. 33rd Street
Signal Hill, CA 90755
562-206-2770 Tel
562-206-2773 Fax
services@AQenvlabs.com

Company:	Alta Environmental
Project Number:	SMSD-20-9850
Project Name:	Cabrillo Reno

Analysis:

TAT:

(Lab) Order No. 2142550 thm 2142556

SAMPLE ID	SAMPLE TYPE	LOCATION	Date Sampled	Start Time / Stop Time	Avg Flow Rate	Volume (L)
B-20	Dry Wall w/ J.C.	Bldg. B	1/5/21			
21						
22						
23						
24	Vinyl Wall Paper w/ Glue & J.C.					
25						
26						
27	Smooth Plaster					
28						
29						
30	NON SKID floor					
31						
32						
33	9"x9" Tan Floor Tile w/ BLACK MASTIC					
34						
35						
C-1	Carpet Glue	Bldg. C	1/6/21			
2						
3						
4	Barrier Paper					

Relinquished By:	
Date/Time:	1-8-2021
Received By:	
Date/Time:	1/11/21 0800

CHAIN OF CUSTODY

1508 E. 33rd Street
Signal Hill, CA 90755
562-206-2770 Tel
562-206-2773 Fax
services@AQenvlabs.com

AQ ENVIRONMENTAL LABORATORIES

Company: Alta Environmental
Project Number: SMSD-20-9850
Project Name: Cabrillo Demo

Analysis:
TAT:
(Lab) Order No. 2142550 thru 2142556

SAMPLE ID	SAMPLE TYPE	LOCATION	Date Sampled	Start Time / Stop Time	Avg Flow Rate	Volume (L)
C-5	Barrie Paper	Bldg. C	1/6/21			
6						
7	Vinyl Sheet Wall Paper					
8						
9						
10	2"x4" fissured Ceiling tiles					
11						
12						
13	4" Black Cove Base w/ Tan Mastic					
14						
15						
16	12"x12" Blue floor tile w/ Glue					
17						
18						
19	Black window Sealant					
20						
21						
22	White window Putty					
23						
24						

Relinquished By: Randy Tu
Date/Time: 1-8-2021

Received By: [signature]
Date/Time: 1/11/21 0800

Lab Forms
Ver. 082411

CHAIN OF CUSTODY

1508 E. 33rd Street
Signal Hill, CA 90755
562-206-2770 Tel
562-206-2773 Fax
services@AQenvlabs.com

Company:	Alta Environmental
Project Number:	SMSD-20-9850
Project Name:	Cabrillo Demo

Analysis:

TAT:

(Lab) Order No. 2142550 thru 2142556

SAMPLE ID	SAMPLE TYPE	LOCATION	Date Sampled	Start Time / Stop Time	Avg Flow Rate	Volume (L)
D-1	Barrier Paper	Bldg. D	1/7/21			
2	↓	↓	↓			
3	↓	↓	↓			
4	Black Window Sealant	↓	↓			
5	↓	↓	↓			
6	↓	↓	↓			
7	Door Caulk	↓	↓			
8	↓	↓	↓			
9	↓	↓	↓			
10	Gray Window Sealant	↓	↓			
11	↓	↓	↓			
12	12"x12" ~~BLUE FLOOR TILE~~	↓	↓			
13	w/Glue & Leveling Compound	↓	↓			
14	↓	↓	↓			
15	2'x4' fissured	↓	↓			
16	Ceiling tiles	↓	↓			
17	↓	↓	↓			
18	↓	↓	↓			
19	4" Black Cove Base w/ TAN MASTIC	↓	↓			
20	↓	↓	↓			

Relinquished By:	
Date/Time:	1-8-2021 1900
Received By:	
Date/Time:	1/11/21 0800

CHAIN OF CUSTODY

1508 E. 33rd Street
Signal Hill, CA 90755
562-206-2770 Tel
562-206-2773 Fax
services@AQenvlabs.com

Company:	Alta Environmental
Project Number:	SMSD-20-9850
Project Name:	Cabrillo Demo

Analysis:

TAT:

(Lab) Order No. 2142550 thru 2142556

SAMPLE ID	SAMPLE TYPE	LOCATION	Date Sampled	Start Time / Stop Time	Avg Flow Rate	Volume (L)
D-21	4" Cove Base w/ Tan Mastic	Bldg. D	1/7/21			
22	Carpet Glue					
23						
24						
25	Debri on Floor (Chalk Board Marks)					
26						
27						
28	Black Mastic (Chalk Board)					
29						
30						
31	New Roof Core (Patched Area)					
32						
33						
CS-1	Cement	Cabrillo E.S. Walkways	1/8/21			
2						
3						
4						
5						
6						
7						

Relinquished By:	Received By:
Date/Time: 1-8-2021 1900	Date/Time: 1/11/21 0800

Lab Forms
Ver. 082411

CHAIN OF CUSTODY

1508 E. 33rd Street
Signal Hill, CA 90755
562-206-2770 Tel
562-206-2773 Fax
services@AQenvlabs.com

Company:	Alta Environmental
Project Number:	SMSD-20-9850
Project Name:	Cabrillo Demo

Analysis:

TAT:

(Lab) Order No. 2142550 thru 2142556

SAMPLE ID	SAMPLE TYPE	LOCATION	Date Sampled	Start Time / Stop Time	Avg Flow Rate	Volume (L)
E- 1	Black Window Sealant	BLDG. E	1/7/21			
2	↓	↓	↓			
3	↓	↓	↓			
4	Carpet Glue	↓	↓			
5	↓	↓	↓			
6	↓	↓	↓			
7	4" Black Cove Base w/Tan Mastic	↓	↓			
8	↓	↓	↓			
9	↓	↓	↓			
10	Smooth Plaster	↓	↓			
11	↓	↓	↓			
12	↓	↓	↓			
13	↓	↓	↓			
14	↓	↓	↓			
15	L. Blue Epoxy Flooring	↓	↓			
16	↓	↓	↓			
17	↓	↓	↓			
18	Door Caulk	↓	↓			
19	↓	↓	↓			
20	↓	↓	↓			

Relinquished By:	Randy Tan
Date/Time:	1-8-2021 1900
Received By:	[signature]
Date/Time:	1/11/21 0800

Lab Forms
Ver. 082411

CHAIN OF CUSTODY

1508 E. 33rd Street
Signal Hill, CA 90755
562-206-2770 Tel
562-206-2773 Fax
services@AQenvlabs.com

Company:	Alta Environmental
Project Number:	SMSD-20-9850
Project Name:	Cabrillo Demo

Analysis:

TAT:

(Lab) Order No. 2142550 thru 2142556

SAMPLE ID	SAMPLE TYPE	LOCATION	Date Sampled	Start Time / Stop Time	Avg Flow Rate	Volume (L)
D-34	Rough Plaster	Bldg. D	1/7/21			
35	"	"	"			
36	"	"	"			

Relinquished By:	Received By:
Date/Time: 1-8-2021 1900	Date/Time: 1/11/21 0800

Lab Forms
Ver. 082411

ENVIRONMENTAL LABORATORIES LLC

1508 East 33rd Street
Signal Hill, CA 90755
Toll: 888-207-2022
Tel: 562-206-2770
Fax: 562-206-2773

Alta Environmental
3777 Long Beach Blvd.
Long Beach CA 90807
Attn.: Jim Byers

Project Number SMSD-20-9850
Project Name Cabrillo Demo
Location Cabrillo E.S.- Boys & Girls Club- West Relocatable
PO Number
WO Number

Report Number 2142550

Date Received 01/11/2021
Date Analyzed 01/13/2021
Date Reported 01/14/2021

Date Sampled 11/12/2020
Sampled By Randy Flores
Total Samples 54

Method of Analysis 40 CFR Part 763 Appendix E to Subpart E, EPA Method 600/M4-82-020; updated method 600 R-93/116 Determination of Asbestos in Bulk Building Materials.

Test Report

Laboratory ID / Sample No.	Sample Location Description	Layer No. / Layer %	Non-Asbestos Components	(%)	Asbestos Type	(%)
2142550-001	Boys & Girls Club- West Relocatable					
BGW-1A	Roof Membrane, White, Non-homogeneous	LAYER 1 100%	Synthetic Fiber	5%	None Detected	
			Fibrous Glass	<1		
			Gypsum/Filler	75%		
			Binder/Filler	20%		
	Asbestos Present: No		Total % Non-Asbestos:	100.0%	**Total %Asbestos:**	**No Asbestos Detected**
2142550-002	Boys & Girls Club- West Relocatable					
BGW-1B	Roof Membrane- Felt, White, Homogeneous	LAYER 1 100%	Fibrous Glass	40%	None Detected	
			Calcium Carbonate	60%		
	Asbestos Present: No		Total % Non-Asbestos:	100.0%	**Total %Asbestos:**	**No Asbestos Detected**
2142550-003	Boys & Girls Club- West Relocatable					
BGW-1C	Roof Membrane- Insulation, White, Homogeneous	LAYER 1 100%	Polystyrene Foam	100%	None Detected	
	Asbestos Present: No		Total % Non-Asbestos:	100.0%	**Total %Asbestos:**	**No Asbestos Detected**
2142550-004	Boys & Girls Club- West Relocatable					
BGW-2A	Roof Membrane, White, Non-homogeneous	LAYER 1 100%	Synthetic Fiber	5%	None Detected	
			Fibrous Glass	<1		
			Gypsum/Filler	75%		
			Binder/Filler	20%		
	Asbestos Present: No		Total % Non-Asbestos:	100.0%	**Total %Asbestos:**	**No Asbestos Detected**
2142550-005	Boys & Girls Club- West Relocatable					
BGW-2B	Roof Membrane- Felt, White, Homogeneous	LAYER 1 100%	Fibrous Glass	40%	None Detected	
			Calcium Carbonate	60%		
	Asbestos Present: No		Total % Non-Asbestos:	100.0%	**Total %Asbestos:**	**No Asbestos Detected**
2142550-006	Boys & Girls Club- West Relocatable					
BGW-2C	Roof Membrane- Insulation, White, Homogeneous	LAYER 1 100%	Polystyrene Foam	100%	None Detected	
	Asbestos Present: No		Total % Non-Asbestos:	100.0%	**Total %Asbestos:**	**No Asbestos Detected**

ENVIRONMENTAL LABORATORIES LLC

1508 East 33rd Street
Signal Hill, CA 90755
Toll: 888-207-2022
Tel: 562-206-2770
Fax: 562-206-2773

Alta Environmental
3777 Long Beach Blvd.
Long Beach CA 90807
Attn.: Jim Byers

Project Number SMSD-20-9850
Project Name Cabrillo Demo
Location Cabrillo E.S.- Boys & Girls Club- West Relocatable
PO Number
WO Number

Report Number 2142550

Date Received 01/11/2021
Date Analyzed 01/13/2021
Date Reported 01/14/2021

Date Sampled 11/12/2020
Sampled By Randy Flores
Total Samples 54

Method of Analysis 40 CFR Part 763 Appendix E to Subpart E, EPA Method 600/M4-82-020; updated method 600 R-93/116 Determination of Asbestos in Bulk Building Materials.

Test Report

Laboratory ID / Sample No.	Sample Location Description	Layer No. / Layer %	Non-Asbestos Components	(%)	Asbestos Type	(%)
2142550-007	Boys & Girls Club- West Relocatable					
BGW-3A	Roof Membrane, White, Non-homogeneous	LAYER 1	Synthetic Fiber	5%	None Detected	
		100%	Fibrous Glass	<1		
			Gypsum/Filler	75%		
			Binder/Filler	20%		
	Asbestos Present: No		Total % Non-Asbestos:	100.0%	**Total %Asbestos:**	**No Asbestos Detected**
2142550-008	Boys & Girls Club- West Relocatable					
BGW-3B	Roof Membrane- Felt, White, Homogeneous	LAYER 1	Fibrous Glass	40%	None Detected	
		100%	Calcium Carbonate	60%		
	Asbestos Present: No		Total % Non-Asbestos:	100.0%	**Total %Asbestos:**	**No Asbestos Detected**
2142550-009	Boys & Girls Club- West Relocatable					
BGW-3C	Roof Membrane- Insulation, White, Homogeneous	LAYER 1			None Detected	
		100%	Polystyrene Foam	100%		
	Asbestos Present: No		Total % Non-Asbestos:	100.0%	**Total %Asbestos:**	**No Asbestos Detected**
2142550-010	Boys & Girls Club- West Relocatable					
BGW-4	Wood Caulk, Green/Cream, Non-homogeneous	LAYER 1			None Detected	
		100%	Organic Binders/Filler	100%		
	Asbestos Present: No		Total % Non-Asbestos:	100.0%	**Total %Asbestos:**	**No Asbestos Detected**
2142550-011	Boys & Girls Club- West Relocatable					
BGW-5	Wood Caulk, Green/Cream, Non-homogeneous	LAYER 1			None Detected	
		100%	Organic Binders/Filler	100%		
	Asbestos Present: No		Total % Non-Asbestos:	100.0%	**Total %Asbestos:**	**No Asbestos Detected**
2142550-012	Boys & Girls Club- West Relocatable					
BGW-6	Wood Caulk, Green/Cream, Non-homogeneous	LAYER 1			None Detected	
		100%	Organic Binders/Filler	100%		
	Asbestos Present: No		Total % Non-Asbestos:	100.0%	**Total %Asbestos:**	**No Asbestos Detected**

ENVIRONMENTAL LABORATORIES LLC

1508 East 33rd Street
Signal Hill, CA 90755
Toll: 888-207-2022
Tel: 562-206-2770
Fax: 562-206-2773

Alta Environmental
3777 Long Beach Blvd.
Long Beach CA 90807
Attn.: Jim Byers

Project Number SMSD-20-9850
Project Name Cabrillo Demo
Location Cabrillo E.S.- Boys & Girls Club- West Relocatable
PO Number
WO Number

Report Number 2142550

Date Received 01/11/2021
Date Analyzed 01/13/2021
Date Reported 01/14/2021

Date Sampled 11/12/2020
Sampled By Randy Flores
Total Samples 54

Method of Analysis 40 CFR Part 763 Appendix E to Subpart E, EPA Method 600/M4-82-020; updated method 600 R-93/116 Determination of Asbestos in Bulk Building Materials.

Test Report

Laboratory ID / Sample No.	Sample Location Description	Layer No. / Layer %	Non-Asbestos Components	(%)	Asbestos Type	(%)
2142550-013	Boys & Girls Club- West Relocatable					
BGW-7	Non Skid Flooring, Gray, Non-homogeneous	LAYER 1			None Detected	
		100%	Quartz	25%		
			Binder/Filler	75%		
	Asbestos Present: No		Total % Non-Asbestos:	100.0%	**Total %Asbestos:**	**No Asbestos Detected**
2142550-014	Boys & Girls Club- West Relocatable					
BGW-8	Non Skid Flooring, Gray, Non-homogeneous	LAYER 1			None Detected	
		100%	Quartz	25%		
			Binder/Filler	75%		
	Asbestos Present: No		Total % Non-Asbestos:	100.0%	**Total %Asbestos:**	**No Asbestos Detected**
2142550-015	Boys & Girls Club- West Relocatable					
BGW-9	Non Skid Flooring, Gray, Non-homogeneous	LAYER 1			None Detected	
		100%	Quartz	25%		
			Binder/Filler	75%		
	Asbestos Present: No		Total % Non-Asbestos:	100.0%	**Total %Asbestos:**	**No Asbestos Detected**
2142550-016	Boys & Girls Club- West Relocatable					
BGW-10	2'x4' Directional Crevices Ceiling Tiles, White/ Beige, Non-homogeneous	LAYER 1	Cellulose Fiber	50%	None Detected	
		100%	Fibrous Glass	5%		
			Perlite	40%		
	Asbestos Present: No		Total % Non-Asbestos:	100.0%	**Total %Asbestos:**	**No Asbestos Detected**
2142550-017	Boys & Girls Club- West Relocatable					
BGW-11	2'x4' Directional Crevices Ceiling Tiles, White/ Beige, Non-homogeneous	LAYER 1	Cellulose Fiber	50%	None Detected	
		100%	Perlite	45%		
			Binder/Filler	5%		
	Asbestos Present: No		Total % Non-Asbestos:	100.0%	**Total %Asbestos:**	**No Asbestos Detected**
2142550-018	Boys & Girls Club- West Relocatable					
BGW-12	2'x4' Directional Crevices Ceiling Tiles, White/ Beige, Non-homogeneous	LAYER 1	Cellulose Fiber	50%	None Detected	
		100%	Perlite	45%		
			Binder/Filler	5%		
	Asbestos Present: No		Total % Non-Asbestos:	100.0%	**Total %Asbestos:**	**No Asbestos Detected**

ENVIRONMENTAL LABORATORIES LLC

1508 East 33rd Street
Signal Hill, CA 90755
Toll: 888-207-2022
Tel: 562-206-2770
Fax: 562-206-2773

Alta Environmental
3777 Long Beach Blvd.
Long Beach CA 90807
Attn.: Jim Byers

Project Number SMSD-20-9850
Project Name Cabrillo Demo
Location Cabrillo E.S.- Boys & Girls Club- West Relocatable
PO Number
WO Number

Report Number 2142550

Date Received 01/11/2021
Date Analyzed 01/13/2021
Date Reported 01/14/2021

Date Sampled 11/12/2020
Sampled By Randy Flores
Total Samples 54

Method of Analysis 40 CFR Part 763 Appendix E to Subpart E, EPA Method 600/M4-82-020; updated method 600 R-93/116 Determination of Asbestos in Bulk Building Materials.

Test Report

Laboratory ID / Sample No.	Sample Location Description	Layer No. / Layer %	Non-Asbestos Components	(%)	Asbestos Type	(%)
2142550-019	Boys & Girls Club- West Relocatable					
BGW-13A	Fiber Board, White/ Brown, Non-homogeneous	LAYER 1 100%	Wood Fiber	90%	None Detected	
			Synthetic Fiber	2%		
			Binder/Filler	8%		
	Asbestos Present: No		Total % Non-Asbestos:	100.0%	**Total %Asbestos:**	**No Asbestos Detected**
2142550-020	Boys & Girls Club- West Relocatable					
BGW-13B	Glue on drywall, Lt. Green, Homogeneous	LAYER 1 100%	Organic Binders	100%	None Detected	
	Asbestos Present: No		Total % Non-Asbestos:	100.0%	**Total %Asbestos:**	**No Asbestos Detected**
2142550-021	Boys & Girls Club- West Relocatable					
BGW-13C	Drywall, White/ Brown, Non-homogeneous	LAYER 1 100%	Cellulose Fiber	10%	None Detected	
			Gypsum/Filler	90%		
	Asbestos Present: No		Total % Non-Asbestos:	100.0%	**Total %Asbestos:**	**No Asbestos Detected**
2142550-022	Boys & Girls Club- West Relocatable					
BGW-14A	Fiber Board, White/ Brown, Non-homogeneous	LAYER 1 100%	Wood Fiber	90%	None Detected	
			Synthetic Fiber	2%		
			Binder/Filler	8%		
	Asbestos Present: No		Total % Non-Asbestos:	100.0%	**Total %Asbestos:**	**No Asbestos Detected**
2142550-023	Boys & Girls Club- West Relocatable					
BGW-14B	Glue on drywall, Lt. Green, Homogeneous	LAYER 1 100%	Organic Binders	100%	None Detected	
	Asbestos Present: No		Total % Non-Asbestos:	100.0%	**Total %Asbestos:**	**No Asbestos Detected**
2142550-024	Boys & Girls Club- West Relocatable					
BGW-14C	Drywall, White/ Brown, Non-homogeneous	LAYER 1 100%	Cellulose Fiber	10%	None Detected	
			Gypsum/Filler	90%		
	Asbestos Present: No		Total % Non-Asbestos:	100.0%	**Total %Asbestos:**	**No Asbestos Detected**

ENVIRONMENTAL LABORATORIES LLC

1508 East 33rd Street
Signal Hill, CA 90755
Toll: 888-207-2022
Tel: 562-206-2770
Fax: 562-206-2773

Alta Environmental
3777 Long Beach Blvd.
Long Beach CA 90807
Attn.: Jim Byers

Project Number SMSD-20-9850
Project Name Cabrillo Demo
Location Cabrillo E.S.- Boys & Girls Club- West Relocatable
PO Number
WO Number

Report Number 2142550

Date Received 01/11/2021
Date Analyzed 01/13/2021
Date Reported 01/14/2021

Date Sampled 11/12/2020
Sampled By Randy Flores
Total Samples 54

Method of Analysis 40 CFR Part 763 Appendix E to Subpart E, EPA Method 600/M4-82-020; updated method 600 R-93/116 Determination of Asbestos in Bulk Building Materials.

Test Report

Laboratory ID / Sample No.	Sample Location / Description	Layer No. / Layer %	Non-Asbestos Components	(%)	Asbestos Type	(%)
2142550-025	Boys & Girls Club- West Relocatable					
BGW-15A	Fiber Board, White/ Brown, Non-homogeneous	LAYER 1 100%	Wood Fiber	90%	None Detected	
			Synthetic Fiber	2%		
			Binder/Filler	8%		
	Asbestos Present: No		Total % Non-Asbestos:	100.0%	**Total %Asbestos:**	**No Asbestos Detected**
2142550-026	Boys & Girls Club- West Relocatable					
BGW-15B	Glue on drywall, Lt. Green, Non-homogeneous	LAYER 1 100%	Organic Binders	100%	None Detected	
	Asbestos Present: No		Total % Non-Asbestos:	100.0%	**Total %Asbestos:**	**No Asbestos Detected**
2142550-027	Boys & Girls Club- West Relocatable					
BGW-15C	Drywall, White/ Brown, Non-homogeneous	LAYER 1 100%	Cellulose Fiber	10%	None Detected	
			Gypsum/Filler	90%		
	Asbestos Present: No		Total % Non-Asbestos:	100.0%	**Total %Asbestos:**	**No Asbestos Detected**
2142550-028	Boys & Girls Club- West Relocatable					
BGW-16	Barrier Paper, Black, Homogeneous	LAYER 1 100%	Cellulose Fiber	70%	None Detected	
			Bituminous Matrix	30%		
	Asbestos Present: No		Total % Non-Asbestos:	100.0%	**Total %Asbestos:**	**No Asbestos Detected**
2142550-029	Boys & Girls Club- West Relocatable					
BGW-17	Barrier Paper, Black, Homogeneous	LAYER 1 100%	Cellulose Fiber	70%	None Detected	
			Bituminous Matrix	30%		
	Asbestos Present: No		Total % Non-Asbestos:	100.0%	**Total %Asbestos:**	**No Asbestos Detected**
2142550-030	Boys & Girls Club- West Relocatable					
BGW-18	Barrier Paper, Black, Homogeneous	LAYER 1 100%	Cellulose Fiber	70%	None Detected	
			Bituminous Matrix	30%		
	Asbestos Present: No		Total % Non-Asbestos:	100.0%	**Total %Asbestos:**	**No Asbestos Detected**

ENVIRONMENTAL LABORATORIES LLC

1508 East 33rd Street
Signal Hill, CA 90755
Toll: 888-207-2022
Tel: 562-206-2770
Fax: 562-206-2773

Alta Environmental
3777 Long Beach Blvd.
Long Beach CA 90807
Attn.: Jim Byers

Project Number SMSD-20-9850
Project Name Cabrillo Demo
Location Cabrillo E.S.- Boys & Girls Club- West Relocatable
PO Number
WO Number

Report Number 2142550

Date Received 01/11/2021
Date Analyzed 01/13/2021
Date Reported 01/14/2021

Date Sampled 11/12/2020
Sampled By Randy Flores
Total Samples 54

Method of Analysis 40 CFR Part 763 Appendix E to Subpart E, EPA Method 600/M4-82-020; updated method 600 R-93/116 Determination of Asbestos in Bulk Building Materials.

Test Report

Laboratory ID / Sample No.	Sample Location Description	Layer No. / Layer %	Non-Asbestos Components	(%)	Asbestos Type	(%)
2142550-031 BGW-19A	Boys & Girls Club- West Relocatable 4" Covebase, Gray, Homogeneous	LAYER 1 100%	Calcium Carbonate Vinyl Binder	40% 60%	None Detected	
	Asbestos Present: No		Total % Non-Asbestos:	100.0%	**Total %Asbestos:**	**No Asbestos Detected**
2142550-032 BGW-19B	Boys & Girls Club- West Relocatable Mastic, Tan, Homogeneous	LAYER 1 100%	Organic Binders/Filler	100%	None Detected	
	Asbestos Present: No		Total % Non-Asbestos:	100.0%	**Total %Asbestos:**	**No Asbestos Detected**
2142550-033 BGW-20A	Boys & Girls Club- West Relocatable 4" Covebase, Gray, Homogeneous	LAYER 1 100%	Calcium Carbonate Vinyl Binder	40% 60%	None Detected	
	Asbestos Present: No		Total % Non-Asbestos:	100.0%	**Total %Asbestos:**	**No Asbestos Detected**
2142550-034 BGW-20B	Boys & Girls Club- West Relocatable Mastic, Tan, Homogeneous	LAYER 1 100%	Organic Binders/Filler	100%	None Detected	
	Asbestos Present: No		Total % Non-Asbestos:	100.0%	**Total %Asbestos:**	**No Asbestos Detected**
2142550-035 BGW-21A	Boys & Girls Club- West Relocatable 4" Covebase, Gray, Homogeneous	LAYER 1 100%	Calcium Carbonate Vinyl Binder	40% 60%	None Detected	
	Asbestos Present: No		Total % Non-Asbestos:	100.0%	**Total %Asbestos:**	**No Asbestos Detected**
2142550-036 BGW-21B	Boys & Girls Club- West Relocatable Mastic, Tan, Homogeneous	LAYER 1 100%	Organic Binders/Filler	100%	None Detected	
	Asbestos Present: No		Total % Non-Asbestos:	100.0%	**Total %Asbestos:**	**No Asbestos Detected**

ENVIRONMENTAL LABORATORIES LLC

1508 East 33rd Street
Signal Hill, CA 90755
Toll: 888-207-2022
Tel: 562-206-2770
Fax: 562-206-2773

Alta Environmental
3777 Long Beach Blvd.
Long Beach CA 90807
Attn.: Jim Byers

Project Number SMSD-20-9850
Project Name Cabrillo Demo
Location Cabrillo E.S.- Boys & Girls Club- West Relocatable
PO Number
WO Number

Report Number 2142550

Date Received 01/11/2021
Date Analyzed 01/13/2021
Date Reported 01/14/2021

Date Sampled 11/12/2020
Sampled By Randy Flores
Total Samples 54

Method of Analysis 40 CFR Part 763 Appendix E to Subpart E, EPA Method 600/M4-82-020; updated method 600 R-93/116 Determination of Asbestos in Bulk Building Materials.

Test Report

Laboratory ID / Sample No.	Sample Location Description	Layer No. / Layer %	Non-Asbestos Components	(%)	Asbestos Type	(%)
2142550-037	Boys & Girls Club- West Relocatable					
BGW-22A	12"x12" Streaks FT, Lt. Gray, Homogeneous	LAYER 1			None Detected	
		100%	Calcium Carbonate	65%		
			Vinyl Binder	35%		
	Asbestos Present: No		Total % Non-Asbestos:	100.0%	**Total %Asbestos:**	**No Asbestos Detected**
2142550-038	Boys & Girls Club- West Relocatable					
BGW-22B	Glue, Yellow, Homogeneous	LAYER 1			None Detected	
		100%	Organic Binders	100%		
	Asbestos Present: No		Total % Non-Asbestos:	100.0%	**Total %Asbestos:**	**No Asbestos Detected**
2142550-039	Boys & Girls Club- West Relocatable					
BGW-22C	Leveling Compound, Gray/White, Non-homogeneous	LAYER 1			None Detected	
		100%	Calcium Carbonate	70%		
			Gypsum/Binder/Filler	30%		
	Asbestos Present: No		Total % Non-Asbestos:	100.0%	**Total %Asbestos:**	**No Asbestos Detected**
2142550-040	Boys & Girls Club- West Relocatable					
BGW-23A	12"x12" Streaks FT, Lt. Gray, Homogeneous	LAYER 1			None Detected	
		100%	Calcium Carbonate	65%		
			Vinyl Binder	35%		
	Asbestos Present: No		Total % Non-Asbestos:	100.0%	**Total %Asbestos:**	**No Asbestos Detected**
2142550-041	Boys & Girls Club- West Relocatable					
BGW-23B	Glue, Yellow, Homogeneous	LAYER 1			None Detected	
		100%	Organic Binders	100%		
	Asbestos Present: No		Total % Non-Asbestos:	100.0%	**Total %Asbestos:**	**No Asbestos Detected**
2142550-042	Boys & Girls Club- West Relocatable					
BGW-23C	Leveling Compound, Gray/White, Non-homogeneous	LAYER 1			None Detected	
		100%	Calcium Carbonate	70%		
			Gypsum/Binder/Filler	30%		
	Asbestos Present: No		Total % Non-Asbestos:	100.0%	**Total %Asbestos:**	**No Asbestos Detected**

ENVIRONMENTAL LABORATORIES LLC

1508 East 33rd Street
Signal Hill, CA 90755
Toll: 888-207-2022
Tel: 562-206-2770
Fax: 562-206-2773

Alta Environmental
3777 Long Beach Blvd.
Long Beach CA 90807
Attn.: Jim Byers

Project Number SMSD-20-9850
Project Name Cabrillo Demo
Location Cabrillo E.S.- Boys & Girls Club- West Relocatable
PO Number
WO Number

Report Number 2142550

Date Received 01/11/2021
Date Analyzed 01/13/2021
Date Reported 01/14/2021

Date Sampled 11/12/2020
Sampled By Randy Flores
Total Samples 54

Method of Analysis 40 CFR Part 763 Appendix E to Subpart E, EPA Method 600/M4-82-020; updated method 600 R-93/116 Determination of Asbestos in Bulk Building Materials.

Test Report

Laboratory ID / Sample No.	Sample Location Description	Layer No. / Layer %	Non-Asbestos Components	(%)	Asbestos Type	(%)
2142550-043	Boys & Girls Club- West Relocatable					
BGW-24A	12"x12" Streaks FT, Lt. Gray, Homogeneous	LAYER 1			None Detected	
		100%	Calcium Carbonate	65%		
			Vinyl Binder	35%		
	Asbestos Present: No		Total % Non-Asbestos:	100.0%	**Total %Asbestos:**	**No Asbestos Detected**
2142550-044	Boys & Girls Club- West Relocatable					
BGW-24B	Glue, Tan, Homogeneous	LAYER 1			None Detected	
		100%	Organic Binders/Filler	100%		
	Asbestos Present: No		Total % Non-Asbestos:	100.0%	**Total %Asbestos:**	**No Asbestos Detected**
2142550-045	Boys & Girls Club- West Relocatable					
BGW-24C	Leveling Compound, Gray/White, Non-homogeneous	LAYER 1			None Detected	
		100%	Calcium Carbonate	70%		
			Gypsum/Binder/Filler	30%		
	Asbestos Present: No		Total % Non-Asbestos:	100.0%	**Total %Asbestos:**	**No Asbestos Detected**
2142550-046	Boys & Girls Club- West Relocatable					
BGW-25A	12"x12" Streaks FT, Lt. Blue, Homogeneous	LAYER 1			None Detected	
		100%	Calcium Carbonate	60%		
			Vinyl Binder	40%		
	Asbestos Present: No		Total % Non-Asbestos:	100.0%	**Total %Asbestos:**	**No Asbestos Detected**
2142550-047	Boys & Girls Club- West Relocatable					
BGW-25B	Glue, Brown, Homogeneous	LAYER 1			None Detected	
		100%	Organic Binders/Filler	100%		
	Asbestos Present: No		Total % Non-Asbestos:	100.0%	**Total %Asbestos:**	**No Asbestos Detected**
2142550-048	Boys & Girls Club- West Relocatable					
BGW-25C	Leveling Compound, Gray, Homogeneous	LAYER 1			None Detected	
		100%	Calcium Carbonate	85%		
			Binder/Filler	15%		
	Asbestos Present: No		Total % Non-Asbestos:	100.0%	**Total %Asbestos:**	**No Asbestos Detected**

ENVIRONMENTAL LABORATORIES LLC

1508 East 33rd Street
Signal Hill, CA 90755
Toll: 888-207-2022
Tel: 562-206-2770
Fax: 562-206-2773

Alta Environmental
3777 Long Beach Blvd.
Long Beach CA 90807
Attn.: Jim Byers

Project Number SMSD-20-9850
Project Name Cabrillo Demo
Location Cabrillo E.S.- Boys & Girls Club- West Relocatable
PO Number
WO Number

Report Number 2142550

Date Received 01/11/2021
Date Analyzed 01/13/2021
Date Reported 01/14/2021

Date Sampled 11/12/2020
Sampled By Randy Flores
Total Samples 54

Method of Analysis 40 CFR Part 763 Appendix E to Subpart E, EPA Method 600/M4-82-020; updated method 600 R-93/116 Determination of Asbestos in Bulk Building Materials.

Test Report

Laboratory ID / Sample No.	Sample Location Description	Layer No. / Layer %	Non-Asbestos Components	(%)	Asbestos Type	(%)
2142550-049 BGW-26A	Boys & Girls Club- West Relocatable 12"x12" Streaks FT, Lt. Blue, Homogeneous	LAYER 1 100%	Calcium Carbonate Vinyl Binder	60% 40%	None Detected	
	Asbestos Present: No	Total % Non-Asbestos:		100.0%	**Total %Asbestos:**	**No Asbestos Detected**
2142550-050 BGW-26B	Boys & Girls Club- West Relocatable Glue, Yellow, Homogeneous	LAYER 1 100%	Organic Binders	100%	None Detected	
	Asbestos Present: No	Total % Non-Asbestos:		100.0%	**Total %Asbestos:**	**No Asbestos Detected**
2142550-051 BGW-26C	Boys & Girls Club- West Relocatable Leveling Compound, Gray, Homogeneous	LAYER 1 100%	Calcium Carbonate Binder/Filler	85% 15%	None Detected	
	Asbestos Present: No	Total % Non-Asbestos:		100.0%	**Total %Asbestos:**	**No Asbestos Detected**
2142550-052 BGW-27A	Boys & Girls Club- West Relocatable 12"x12" Streaks FT, Lt. Blue, Homogeneous	LAYER 1 100%	Calcium Carbonate Vinyl Binder	60% 40%	None Detected	
	Asbestos Present: No	Total % Non-Asbestos:		100.0%	**Total %Asbestos:**	**No Asbestos Detected**
2142550-053 BGW-27B	Boys & Girls Club- West Relocatable Glue, Beige/Tan, Non-homogeneous	LAYER 1 100%	Organic Binders/Filler	100%	None Detected	
	Asbestos Present: No	Total % Non-Asbestos:		100.0%	**Total %Asbestos:**	**No Asbestos Detected**
2142550-054 BGW-27C	Boys & Girls Club- West Relocatable Leveling Compound, Gray, Homogeneous	LAYER 1 100%	Calcium Carbonate Binder/Filler	85% 15%	None Detected	
	Asbestos Present: No	Total % Non-Asbestos:		100.0%	**Total %Asbestos:**	**No Asbestos Detected**

ENVIRONMENTAL LABORATORIES LLC

1508 East 33rd Street
Signal Hill, CA 90755
Toll: 888-207-2022
Tel: 562-206-2770
Fax: 562-206-2773

Alta Environmental
3777 Long Beach Blvd.
Long Beach CA 90807
Attn.: Jim Byers

Report Number 2142550

Project Number SMSD-20-9850
Project Name Cabrillo Demo
Location Cabrillo E.S.- Boys & Girls Club- West Relocatable
PO Number
WO Number

Date Received 01/11/2021
Date Analyzed 01/13/2021
Date Reported 01/14/2021

Date Sampled 11/12/2020
Sampled By Randy Flores
Total Samples 54

Method of Analysis 40 CFR Part 763 Appendix E to Subpart E, EPA Method 600/M4-82-020; updated method 600 R-93/116 Determination of Asbestos in Bulk Building Materials.

Test Report

Laboratory ID / Sample No.	Sample Location / Description	Layer No. / Layer %	Non-Asbestos Components	(%)	Asbestos Type	(%)

Method Detection Limit: Less than one percent (<1%). Asbestos content has been determined using calibrated visual estimation (CVES). Samples tested were received in acceptable condition unless otherwise stated. Test report relates only to items tested. Non-homogeneous samples containing discrete and separable layers are analyzed and reported separately; composite results may be reported upon customer's request. Non-homogeneous samples with inseparable layers are analyzed and reported as composite samples. Due to the limitations of Polarized Light Microscopy, samples reported as None Detected or with low asbestos concentrations may not be reliable and further analysis such as TEM is recommended to confirm PLM results. This report shall not be reproduced except in full without the written approval of this laboratory. This report may not be used by the customer to claim product certification, endorsement, or approval by NIST/NVLAP or any agency of the government. Samples shall be disposed according to local, state and federal laws, 30 days after results are reported unless otherwise instructed.

CA-ELAP #2823

Cristina Tabatt
Analyst - Cristina Tabatt

Cristina Tabatt
Approved Signatory Cristina E. Tabatt

NVLAP TESTING
NVLAP Lab Code 500044-0

CHAIN OF CUSTODY

AQ ENVIRONMENTAL LABORATORIES
1508 E. 33rd Street
Signal Hill, CA 90755
562-206-2770 Tel
562-206-2773 Fax
services@AQenvlabs.com

(Lab) Order No. 2142550 thru 2142556

CUSTOMER INFORMATION

Company	NV5
Address	3777 Long Beach Boulevard
City/State/Zip	Long Beach, CA 90807
Contact	Jim Byers
Office Phone	562/ 495-5777
Cell	
Fax	562/ 495-5877
Email	Jim.Byers

Turnaround Time		Shipped By		Report Send Via:	
Same Day	☐	Fedex	☐	Web	☐
1 Day	☐	UPS	☐	Email	☑
2 Day	☐	USPS	☐	Fax	☐
3 Day	☑	Drop Off	☑	Verbal	☐
5 Day	☐	Drop Box	☐	Mail	☐
Weekend	☐	Other	☐	Pick up	☐

Special Instructions: cc's Therese & Randy

PROJECT INFORMATION

Project Name:	Cabrillo Demo
Project Number:	SMSD-20-9850
Location:	Cabrillo E.S.
PO Number:	
Work Order No.:	
Sampled By:	Randy Flores

PLM		PCM		MOLD		LEAD (Pb)		
PLM EPA 600/M4-82-020	☑	NIOSH 7400A	☐	Spore Trap	☐	Air	☐	TTLC ☐
PLM 400 Pt. Count (<0.25%)	☐	NIOSH 7400B	☐	Tape Lift	☐	Paint	☐	
PLM 1000 Pt. Count (<0.1%)	☐	w/ TWA	☐	Bulk Sample	☐	Wipe	☐	
						Soil	☐	

SAMPLE ID	SAMPLE TYPE	LOCATION	Date Sampled	Start Time / Stop Time	Avg Flow Rate	Volume (L)
BGW-1	White Roof - Membrane	Boys & Girls Club - West Relocatable	1/12/20			
2	↓	↓	↓			
3	↓	↓	↓			
4	White Wood-caulk	↓	↓			
5	↓	↓	↓			
6	↓	↓	↓			
7	NON SKID-flooring	↓	↓			
8	↓	↓	↓			
9	↓	↓	↓			
10	2x4-Directional crevices Ceiling tiles	↓	↓			

Relinquished By:	Randy Flores
Date/Time:	1-8-2021 1900
Received By:	
Date/Time:	1/11/21 0800

Lab Forms
Ver. 082411

CHAIN OF CUSTODY

AQ ENVIRONMENTAL LABORATORIES

1508 E. 33rd Street
Signal Hill, CA 90755
562-206-2770 Tel
562-206-2773 Fax
services@AQenvlabs.com

Company: NV5
Project Number: SMSD-20-9850
Project Name: Cabrillo Demo

Analysis:

TAT:

(Lab) Order No. 2142550 thm 2142556

SAMPLE ID	SAMPLE TYPE	LOCATION	Date Sampled	Start Time / Stop Time	Avg Flow Rate	Volume (L)
BGW-11	2x4' Directional Crevices Ceiling tiles	Boys & Girls Club — West, Relocatable	11/12/20			
12						
13	Fiber Board w/Glue on Dry Wall (core)					
14						
15						
16	Barrier Paper					
17						
18						
19	4" Gray Cove Base w/Tan mastic					
20						
21						
22	12"x12" L. Gray w/streaks — w/Glue & Leveling Compound					
23						
24						
25	12"x12" L. BLUE w/STREAKS — w/Glue & Leveling Compound					
26						
27						
BGE-1	Gray Sealant	Boys & Girls Club — EAST RELOCATABLE	11/12/20			
2						
3						

Relinquished By:	Received By:
Date/Time: 1-8-2021 1900	Date/Time: 1/11/21 0800

Lab Forms
Ver. 082411

CHAIN OF CUSTODY

AQ ENVIRONMENTAL LABORATORIES

1508 E. 33rd Street
Signal Hill, CA 90755
562-206-2770 Tel
562-206-2773 Fax
services@AQenvlabs.com

Company: NV5

Project Number: 5M5D-20-9850

Project Name: Cabrillo Demo

Analysis:

TAT:

(Lab) Order No. 2142550 thru 2142556

SAMPLE ID	SAMPLE TYPE	LOCATION	Date Sampled	Start Time / Stop Time	Avg Flow Rate	Volume (L)
BGE - 4	White Wood Caulk	Boys & Girls Club EAST Relocatable	11/12/20			
5	↓	↓	↓			
6	↓	↓	↓			
7	NON-SKID FLOORING	↓	↓			
8	↓	↓	↓			
9	↓	↓	↓			
10	2'x4' Fissured ceiling tiles	↓	↓			
11	↓	↓	↓			
12	↓	↓	↓			
13	Fiber Board w/Glue on Dry Wall (core)	↓	↓			
14	↓	↓	↓			
15	↓	↓	↓			
16	Barrier Paper	↓	↓			
17	↓	↓	↓			
18	↓	↓	↓			
19	12"x12" L. Gray w/Streaks w/Glue & Leveling Compound	↓	↓			
20	↓	↓	↓			
21	↓	↓	↓			
22	4" Gray Cove Base w/TAN MASTIC	↓	↓			
23	↓	↓	↓			

Relinquished By: [signature]

Date/Time: 1-8-2021 1900

Received By: [signature]

Date/Time: 1/11/21 0800

Lab Forms
Ver. 082411

CHAIN OF CUSTODY

1508 E. 33rd Street
Signal Hill, CA 90755
562-206-2770 Tel
562-206-2773 Fax
services@AQenvlabs.com

Company: Alta Environmental
Project Number: SMSD-20-9850
Project Name: Cabrillo Demo

Analysis:
TAT:
(Lab) Order No. 2142550 thru 2142556

SAMPLE ID	SAMPLE TYPE	LOCATION	Date Sampled	Start Time / Stop Time	Avg Flow Rate	Volume (L)
BGE-24	4" Gray Cove Base w/TAN MASTIC	Boys & Girls Club — East Relocatable	1/12/20			
B - 1	12"x12" yellow FLOORTILE w/Gray leveling Compound	Bldg. B	1/5/21			
2	↓	↓	↓			
3	↓	↓	↓			
4	4" BLACK COVEBASE w/TAN MASTIC	↓	↓			
5	↓	↓	↓			
6	↓	↓	↓			
7	CARPET GLUE	↓	↓			
8	↓	↓	↓			
9	↓	↓	↓			
10	Window + Door SEALANT	↓	↓			
11	↓	↓	↓			
12	↓	↓	↓			
13	DOOR CAULKING	↓	↓			
14	↓	↓	↓			
15	↓	↓	↓			
16	Barrier Paper	↓	↓			
17	↓	↓	↓			
18	↓	↓	↓			
19	Dry Wall w/J.C.	↓	↓			

Relinquished By: [signature]
Date/Time: 1-8-2021 1900

Received By: [signature]
Date/Time: 1/11/21 0800

CHAIN OF CUSTODY

1508 E. 33rd Street
Signal Hill, CA 90755
562-206-2770 Tel
562-206-2773 Fax
services@AQenvlabs.com

Company:	Alta Environmental
Project Number:	SMSD-20-9850
Project Name:	Cabrillo Reno

Analysis:

TAT:

(Lab) Order No. 2142550 thm 2142556

SAMPLE ID	SAMPLE TYPE	LOCATION	Date Sampled	Start Time / Stop Time	Avg Flow Rate	Volume (L)
B-20	Dry Wall w/ J.C.	Bldg. B	1/5/21			
21						
22						
23						
24	Vinyl Wall Paper w/ Glue & J.C.					
25						
26						
27	Smooth Plaster					
28						
29						
30	NON SKID floor					
31						
32						
33	9"x9" Tan Floor Tile w/ BLACK MASTIC					
34						
35						
C-1	Carpet Glue	Bldg. C	1/6/21			
2						
3						
4	Barrier Paper					

Relinquished By:	
Date/Time:	1-8-2021
Received By:	
Date/Time:	1/11/21 0800

CHAIN OF CUSTODY

1508 E. 33rd Street
Signal Hill, CA 90755
562-206-2770 Tel
562-206-2773 Fax
services@AQenvlabs.com

AQ ENVIRONMENTAL LABORATORIES

Company: Alta Environmental
Project Number: SMSD-20-9850
Project Name: Cabrillo Demo

Analysis:
TAT:
(Lab) Order No. 2142550 thru 2142556

SAMPLE ID	SAMPLE TYPE	LOCATION	Date Sampled	Start Time / Stop Time	Avg Flow Rate	Volume (L)
C-5	Barrie Paper	Bldg. C	1/6/21			
6						
7	Vinyl Sheet Wall Paper					
8						
9						
10	2"x4" fissured Ceiling tiles					
11						
12						
13	4" Black Cove Base w/ Tan Mastic					
14						
15						
16	12"x12" Blue floor tile w/ Glue					
17						
18						
19	Black window Sealant					
20						
21						
22	White window Putty					
23						
24						

Relinquished By: Randy Tu
Date/Time: 1-8-2021

Received By: [signature]
Date/Time: 1/11/21 0800

Lab Forms
Ver. 082411

CHAIN OF CUSTODY

1508 E. 33rd Street
Signal Hill, CA 90755
562-206-2770 Tel
562-206-2773 Fax
services@AQenvlabs.com

Company:	Alta Environmental
Project Number:	SMSD-20-9850
Project Name:	Cabrillo Demo

Analysis:

TAT:

(Lab) Order No. 2142550 thru 2142556

SAMPLE ID	SAMPLE TYPE	LOCATION	Date Sampled	Start Time / Stop Time	Avg Flow Rate	Volume (L)
D-1	Barrier Paper	Bldg. D	1/7/21			
2	↓	↓	↓			
3	↓	↓	↓			
4	Black Window Sealant	↓	↓			
5	↓	↓	↓			
6	↓	↓	↓			
7	Door Caulk	↓	↓			
8	↓	↓	↓			
9	↓	↓	↓			
10	Gray Window Sealant	↓	↓			
11	↓	↓	↓			
12	12"x12" ~~BLUE FLOOR TILE~~	↓	↓			
13	w/Glue & Leveling Compound	↓	↓			
14	↓	↓	↓			
15	2'x4' fissured	↓	↓			
16	Ceiling tiles	↓	↓			
17	↓	↓	↓			
18	↓	↓	↓			
19	4" Black Cove Base w/ TAN MASTIC	↓	↓			
20	↓	↓	↓			

Relinquished By:	
Date/Time:	1-8-2021 1900
Received By:	
Date/Time:	1/11/21 0800

CHAIN OF CUSTODY

1508 E. 33rd Street
Signal Hill, CA 90755
562-206-2770 Tel
562-206-2773 Fax
services@AQenvlabs.com

Company:	Alta Environmental
Project Number:	SMSD-20-9850
Project Name:	Cabrillo Demo

Analysis:

TAT:

(Lab) Order No. 2142550 thru 2142556

SAMPLE ID	SAMPLE TYPE	LOCATION	Date Sampled	Start Time / Stop Time	Avg Flow Rate	Volume (L)
D-21	4" Cove Base w/ Tan Mastic	Bldg. D	1/7/21			
22	Carpet Glue					
23						
24						
25	Debri on Floor (Chalk Board Marks)					
26						
27						
28	Black Mastic (Chalk Board)					
29						
30						
31	New Roof Core (Patched Area)					
32						
33						
CS-1	Cement	Cabrillo E.S. Walkways	1/8/21			
2						
3						
4						
5						
6						
7						

Relinquished By:	Received By:
Date/Time: 1-8-2021 1900	Date/Time: 1/11/21 0800

Lab Forms
Ver. 082411

CHAIN OF CUSTODY

1508 E. 33rd Street
Signal Hill, CA 90755
562-206-2770 Tel
562-206-2773 Fax
services@AQenvlabs.com

Company:	Alta Environmental
Project Number:	SMSD-20-9850
Project Name:	Cabrillo Demo

Analysis:

TAT:

(Lab) Order No. 2142550 thru 2142556

SAMPLE ID	SAMPLE TYPE	LOCATION	Date Sampled	Start Time / Stop Time	Avg Flow Rate	Volume (L)
E- 1	Black Window Sealant	BLDG. E	1/7/21			
2	↓	↓	↓			
3	↓	↓	↓			
4	Carpet Glue	↓	↓			
5	↓	↓	↓			
6	↓	↓	↓			
7	4" Black Cove Base w/Tan Mastic	↓	↓			
8	↓	↓	↓			
9	↓	↓	↓			
10	Smooth Plaster	↓	↓			
11	↓	↓	↓			
12	↓	↓	↓			
13	↓	↓	↓			
14	↓	↓	↓			
15	L. Blue Epoxy Flooring	↓	↓			
16	↓	↓	↓			
17	↓	↓	↓			
18	Door Caulk	↓	↓			
19	↓	↓	↓			
20	↓	↓	↓			

Relinquished By:	Randy Tan
Date/Time:	1-8-2021 1900
Received By:	[signature]
Date/Time:	1/11/21 0800

Lab Forms
Ver. 082411

CHAIN OF CUSTODY

1508 E. 33rd Street
Signal Hill, CA 90755
562-206-2770 Tel
562-206-2773 Fax
services@AQenvlabs.com

Company:	Alta Environmental
Project Number:	SMSD-20-9850
Project Name:	Cabrillo Demo

Analysis:

TAT:

(Lab) Order No. 2142550 thru 2142556

SAMPLE ID	SAMPLE TYPE	LOCATION	Date Sampled	Start Time / Stop Time	Avg Flow Rate	Volume (L)
D-34	Rough Plaster	Bldg. D	1/7/21			
35	"	"	"			
36	"	"	"			

Relinquished By:	Received By:
Date/Time: 1-8-2021 1900	Date/Time: 1/11/21 0800

Lab Forms
Ver. 082411

AQ ENVIRONMENTAL LABORATORIES LLC

1508 East 33rd Street
Signal Hill, CA 90755
Toll: 888-207-2022
Tel: 562-206-2770
Fax: 562-206-2773

Alta Environmental
3777 Long Beach Blvd.
Long Beach CA 90807
Attn.: Jim Byers

Report Number 2042058

Project Number SMSD-20-9850
Project Name Juan Cabrillo Demo 2021
Location Juan Cabrillo E.S.
PO Number
WO Number

Date Received 11/13/2020
Date Analyzed 11/19/2020
Date Reported 11/19/2020

Date Sampled 11/11/2020
Sampled By Randy Flores
Total Samples 67

Method of Analysis 40 CFR Part 763 Appendix E to Subpart E, EPA Method 600/M4-82-020; updated method 600 R-93/116 Determination of Asbestos in Bulk Building Materials.

Test Report

Laboratory ID / Sample No.	Sample Location / Description	Layer No. / Layer %	Non-Asbestos Components	(%)	Asbestos Type	(%)
2042058-001	North West					
A-1	Sealant, Blue/Gray, Non-homogeneous	LAYER 1 100%	Synthetic Fiber Organic Binders/Filler	25% 75%	None Detected	
	Asbestos Present: No		Total % Non-Asbestos:	100.0%	**Total %Asbestos:**	**No Asbestos Detected**
2042058-002	East Center					
A-2	Sealant, Blue/Gray, Non-homogeneous	LAYER 1 100%	Synthetic Fiber Organic Binders/Filler	25% 75%	None Detected	
	Asbestos Present: No		Total % Non-Asbestos:	100.0%	**Total %Asbestos:**	**No Asbestos Detected**
2042058-003	South Center					
A-3	Sealant, Blue/Gray, Non-homogeneous	LAYER 1 100%	Synthetic Fiber Organic Binders/Filler	25% 75%	None Detected	
	Asbestos Present: No		Total % Non-Asbestos:	100.0%	**Total %Asbestos:**	**No Asbestos Detected**
2042058-004	North East					
A-4	Exterior Stucco, Gray/Pink, Non-homogeneous	LAYER 1 100%	 Acid Soluble Material Organic/ Volatile Material Non-Asbestos Residue	 42.75% 5.24% 52.01%	Chrysotile	<0.10%
1000 pt. POINT COUNT						
	Asbestos Present: Yes		Total % Non-Asbestos:	100.0%	**Total %Asbestos:**	**<0.10%**
2042058-005	South East					
A-5	Exterior Stucco, Gray/Pink, Non-homogeneous	LAYER 1 100%	 Acid Soluble Material Organic /Volatile Material Non-Asbestos Residue	 30.48% 5.46% 64.06%	Chrysotile	<0.10%
1000 pt. POINT COUNT						
	Asbestos Present: Yes		Total % Non-Asbestos:	100.0%	**Total %Asbestos:**	**<0.10%**
2042058-006	South West					
A-6	Exterior Stucco, Gray, Non-homogeneous	LAYER 1 100%	 Acid Soluble Material Organic /Volatile Material Non-Asbestos Residue	 40.45% 6.94% 52.61%	None Detected	
1000 pt. POINT COUNT						
	Asbestos Present: No		Total % Non-Asbestos:	100.0%	**Total %Asbestos:**	**No Asbestos Detected**

ENVIRONMENTAL LABORATORIES LLC

1508 East 33rd Street
Signal Hill, CA 90755
Toll: 888-207-2022
Tel: 562-206-2770
Fax: 562-206-2773

Alta Environmental
3777 Long Beach Blvd.
Long Beach CA 90807
Attn.: Jim Byers

Report Number 2042058

Project Number SMSD-20-9850
Project Name Juan Cabrillo Demo 2021
Location Juan Cabrillo E.S.
PO Number
WO Number

Date Received 11/13/2020
Date Analyzed 11/19/2020
Date Reported 11/19/2020

Date Sampled 11/11/2020
Sampled By Randy Flores
Total Samples 67

Method of Analysis 40 CFR Part 763 Appendix E to Subpart E, EPA Method 600/M4-82-020; updated method 600 R-93/116 Determination of Asbestos in Bulk Building Materials.

Test Report

Laboratory ID / Sample No.	Sample Location / Description	Layer No. / Layer %	Non-Asbestos Components	(%)	Asbestos Type	(%)
2042058-007	West Center					
A-7	Exterior Stucco, Gray, Non-homogeneous	LAYER 1 100%	Acid Soluble Material Organic/Volatile Material Non-Asbestos Residue	37.02% 7.36% 55.62%	None Detected	
1000 pt. POINT COUNT						
	Asbestos Present: No		Total % Non-Asbestos:	100.0%	**Total %Asbestos:**	**No Asbestos Detected**
2042058-008	North Center					
A-8	Exterior Stucco, Gray, Non-homogeneous	LAYER 1 100%	Acid Soluble Material Organic /Volatile Material Non-Asbestos Residue	33.42% 4.63% 61.95%	None Detected	
1000 pt. POINT COUNT						
	Asbestos Present: No		Total % Non-Asbestos:	100.0%	**Total %Asbestos:**	**No Asbestos Detected**
2042058-009	East Center					
A-9	Window Sealant, Blue/Gray, Non-homogeneous	LAYER 1 100%	Silicone-like material Binder/Filler	80% 20%	None Detected	
	Asbestos Present: No		Total % Non-Asbestos:	100.0%	**Total %Asbestos:**	**No Asbestos Detected**
2042058-010	North Center					
A-10	Window Sealant, Blue/Gray, Non-homogeneous	LAYER 1 100%	Silicone-like material Binder/Filler	80% 20%	None Detected	
	Asbestos Present: No		Total % Non-Asbestos:	100.0%	**Total %Asbestos:**	**No Asbestos Detected**
2042058-011	West Center					
A-11	Window Sealant, Blue/Gray, Non-homogeneous	LAYER 1 100%	Silicone-like material Binder/Filler	80% 20%	None Detected	
	Asbestos Present: No		Total % Non-Asbestos:	100.0%	**Total %Asbestos:**	**No Asbestos Detected**

ENVIRONMENTAL LABORATORIES LLC

1508 East 33rd Street
Signal Hill, CA 90755
Toll: 888-207-2022
Tel: 562-206-2770
Fax: 562-206-2773

Alta Environmental
3777 Long Beach Blvd.
Long Beach CA 90807
Attn.: Jim Byers

Report Number 2042058

Project Number SMSD-20-9850
Project Name Juan Cabrillo Demo 2021
Location Juan Cabrillo E.S.
PO Number
WO Number

Date Received 11/13/2020
Date Analyzed 11/19/2020
Date Reported 11/19/2020

Date Sampled 11/11/2020
Sampled By Randy Flores
Total Samples 67

Method of Analysis 40 CFR Part 763 Appendix E to Subpart E, EPA Method 600/M4-82-020; updated method 600 R-93/116 Determination of Asbestos in Bulk Building Materials.

Test Report

Laboratory ID / Sample No.	Sample Location / Description	Layer No. / Layer %	Non-Asbestos Components	(%)	Asbestos Type	(%)
2042058-012	South West Corner- South West Office					
A-12A	Drywall, White/ Brown, Non-homogeneous	LAYER 1 100%	Cellulose Fiber Gypsum/Filler	20% 80%	None Detected	
	Asbestos Present: No		Total % Non-Asbestos:	100.0%	**Total %Asbestos:**	**No Asbestos Detected**
2042058-013	South West Corner- South West Office					
A-12B	Joint Compound, White, Non-homogeneous	LAYER 1 100%	 Mica Calcium Carbonate Binder/Filler	 10% 73% 15%	Chrysotile	2%
	Asbestos Present: Yes		Total % Non-Asbestos:	98.0%	**Total %Asbestos:**	**2.0%**
2042058-014	North West Center- Kitchen					
A-13A	Drywall, White/ Brown, Non-homogeneous	LAYER 1 100%	Cellulose Fiber Gypsum/Binder/Filler	20% 80%	None Detected	
	Asbestos Present: No		Total % Non-Asbestos:	100.0%	**Total %Asbestos:**	**No Asbestos Detected**
2042058-015	North West Center- Kitchen					
A-13B	Joint Compound, Note: No Joint Compound Present	LAYER 1 100%				
2042058-016	North East Corner- Lobby					
A-14A	Drywall, White/ Brown, Non-homogeneous	LAYER 1 100%	Cellulose Fiber Fibrous Glass Gypsum/Binder/Filler	10% <1 90%	None Detected	
	Asbestos Present: No		Total % Non-Asbestos:	100.0%	**Total %Asbestos:**	**No Asbestos Detected**
2042058-017	North East Corner- Lobby					
A-14B	Joint Compound, Note: No Joint Compound Present	LAYER 1 100%				
2042058-018	North East Corner- N/E Storage					
A-15A	Drywall, White/ Brown, Non-homogeneous	LAYER 1 100%	Cellulose Fiber Fibrous Glass Gypsum/Binder/Filler	10% <1 90%	None Detected	
	Asbestos Present: No		Total % Non-Asbestos:	100.0%	**Total %Asbestos:**	**No Asbestos Detected**

ENVIRONMENTAL LABORATORIES LLC

1508 East 33rd Street
Signal Hill, CA 90755
Toll: 888-207-2022
Tel: 562-206-2770
Fax: 562-206-2773

Alta Environmental
3777 Long Beach Blvd.
Long Beach CA 90807
Attn.: Jim Byers

Report Number 2042058

Project Number SMSD-20-9850
Project Name Juan Cabrillo Demo 2021
Location Juan Cabrillo E.S.
PO Number
WO Number

Date Received 11/13/2020
Date Analyzed 11/19/2020
Date Reported 11/19/2020

Date Sampled 11/11/2020
Sampled By Randy Flores
Total Samples 67

Method of Analysis 40 CFR Part 763 Appendix E to Subpart E, EPA Method 600/M4-82-020; updated method 600 R-93/116 Determination of Asbestos in Bulk Building Materials.

Test Report

Laboratory ID / Sample No.	Sample Location / Description	Layer No. / Layer %	Non-Asbestos Components	(%)	Asbestos Type	(%)
2042058-019	North East Corner- N/E Storage					
A-15B	Joint Compound, Note: No Joint Compound Present	LAYER 1 100%				
2042058-020	North East Corner- South Electrical Room					
A-16A	Drywall, White/ Brown, Non-homogeneous	LAYER 1 100%	Cellulose Fiber Gypsum/Filler	15% 85%	None Detected	
	Asbestos Present: No		Total % Non-Asbestos:	100.0%	**Total %Asbestos:**	**No Asbestos Detected**
2042058-021	North East Corner- South Electrical Room					
A-16B	Joint Compound, Cream, Non-homogeneous	LAYER 1 100%	Calcium Carbonate Binder/Filler	80% 20%	None Detected	
	Asbestos Present: No		Total % Non-Asbestos:	100.0%	**Total %Asbestos:**	**No Asbestos Detected**
2042058-022	North Center- South Center Office					
A-17A	Drywall, White/ Brown, Non-homogeneous	LAYER 1 100%	Cellulose Fiber Fibrous Glass Gypsum/Filler	15% <1 85%	None Detected	
	Asbestos Present: No		Total % Non-Asbestos:	100.0%	**Total %Asbestos:**	**No Asbestos Detected**
2042058-023	North Center- South Center Office					
A-17B	Joint Compound, White, Homogeneous	LAYER 1 100%	Perlite Calcium Carbonate	25% 75%	None Detected	
	Asbestos Present: No		Total % Non-Asbestos:	100.0%	**Total %Asbestos:**	**No Asbestos Detected**
2042058-024	North West- Conference Room					
A-18A	Drywall, White/ Brown, Non-homogeneous	LAYER 1 100%	Cellulose Fiber Fibrous Glass Gypsum/Filler	15% <1 85%	None Detected	
	Asbestos Present: No		Total % Non-Asbestos:	100.0%	**Total %Asbestos:**	**No Asbestos Detected**

ENVIRONMENTAL LABORATORIES LLC

1508 East 33rd Street
Signal Hill, CA 90755
Toll: 888-207-2022
Tel: 562-206-2770
Fax: 562-206-2773

Alta Environmental
3777 Long Beach Blvd.
Long Beach CA 90807
Attn.: Jim Byers

Report Number 2042058

Project Number SMSD-20-9850
Project Name Juan Cabrillo Demo 2021
Location Juan Cabrillo E.S.
PO Number
WO Number

Date Received 11/13/2020
Date Analyzed 11/19/2020
Date Reported 11/19/2020

Date Sampled 11/11/2020
Sampled By Randy Flores
Total Samples 67

Method of Analysis 40 CFR Part 763 Appendix E to Subpart E, EPA Method 600/M4-82-020; updated method 600 R-93/116 Determination of Asbestos in Bulk Building Materials.

Test Report

Laboratory ID / Sample No.	Sample Location / Description	Layer No. / Layer %	Non-Asbestos Components	(%)	Asbestos Type	(%)
2042058-025	North West- Conference Room					
A-18B	Joint Compound, White, Non-homogeneous	LAYER 1 100%	Perlite Calcium Carbonate Binder/Filler	20% 70% 10%	None Detected	
	Asbestos Present: No		Total % Non-Asbestos:	100.0%	**Total %Asbestos:**	**No Asbestos Detected**
2042058-026	South West- South Elec. Room					
A-19A	Drywall Ceiling, Pink/Brown, Non-homogeneous	LAYER 1 100%	Cellulose Fiber Fibrous Glass Gypsum/Filler	5% <1 95%	None Detected	
	Asbestos Present: No		Total % Non-Asbestos:	100.0%	**Total %Asbestos:**	**No Asbestos Detected**
2042058-027	South West- South Elec. Room					
A-19B	Joint Compound, Cream, Non-homogeneous	LAYER 1 100%	Calcium Carbonate Binder/Filler	75% 25%	None Detected	
	Asbestos Present: No		Total % Non-Asbestos:	100.0%	**Total %Asbestos:**	**No Asbestos Detected**
2042058-028	South West Corner- S/C Office R/R					
A-20A	Drywall Ceiling, Pink/Brown/Cream, Non-homogeneous	LAYER 1 100%	Cellulose Fiber Fibrous Glass Gypsum/Binder/Filler	5% <1 95%	None Detected	
	Asbestos Present: No		Total % Non-Asbestos:	100.0%	**Total %Asbestos:**	**No Asbestos Detected**
2042058-029	South West Corner- S/C Office R/R					
A-20B	Joint Compound, Note: No Joint Compound Present	LAYER 1 100%				
2042058-030	South Center- Work Room					
A-21A	Drywall Ceiling, White/Brown, Non-homogeneous	LAYER 1 100%	Cellulose Fiber Fibrous Glass Gypsum/Filler	10% <1 90%	None Detected	
	Asbestos Present: No		Total % Non-Asbestos:	100.0%	**Total %Asbestos:**	**No Asbestos Detected**

ENVIRONMENTAL LABORATORIES LLC

1508 East 33rd Street
Signal Hill, CA 90755
Toll: 888-207-2022
Tel: 562-206-2770
Fax: 562-206-2773

Alta Environmental
3777 Long Beach Blvd.
Long Beach CA 90807
Attn.: Jim Byers

Report Number 2042058

Project Number SMSD-20-9850
Project Name Juan Cabrillo Demo 2021
Location Juan Cabrillo E.S.
PO Number
WO Number

Date Received 11/13/2020
Date Analyzed 11/19/2020
Date Reported 11/19/2020

Date Sampled 11/11/2020
Sampled By Randy Flores
Total Samples 67

Method of Analysis 40 CFR Part 763 Appendix E to Subpart E, EPA Method 600/M4-82-020; updated method 600 R-93/116 Determination of Asbestos in Bulk Building Materials.

Test Report

Laboratory ID / Sample No.	Sample Location / Description	Layer No. / Layer %	Non-Asbestos Components	(%)	Asbestos Type	(%)
2042058-031	South Center- Work Room					
A-21B	Joint Compound, Cream/Beige, Non-homogeneous	LAYER 1 100%	Mica Calcium Carbonate Binder/Filler	10% 55% 35%	Chrysotile	<1%
	Asbestos Present: Yes		Total % Non-Asbestos:	100.0%	**Total %Asbestos:**	**<1%**
2042058-032	North East- Kitchen					
A-22	12"x12" Random Hole Ceiling Tiles (Nailed), White/ Brown, Non-homogeneous	LAYER 1 100%	Wood Fiber Binder/Filler	95% 5%	None Detected	
	Asbestos Present: No		Total % Non-Asbestos:	100.0%	**Total %Asbestos:**	**No Asbestos Detected**
2042058-033	North West- Kitchen					
A-23	12"x12" Random Hole Ceiling Tiles (Nailed), White/ Brown, Non-homogeneous	LAYER 1 100%	Wood Fiber Binder/Filler	95% 5%	None Detected	
	Asbestos Present: No		Total % Non-Asbestos:	100.0%	**Total %Asbestos:**	**No Asbestos Detected**
2042058-034	Center of S/W Office R/R					
A-24	12"x12" Random Hole Ceiling Tiles (Nailed), White/ Brown, Non-homogeneous	LAYER 1 100%	Wood Fiber Binder/Filler	95% 5%	None Detected	
	Asbestos Present: No		Total % Non-Asbestos:	100.0%	**Total %Asbestos:**	**No Asbestos Detected**
2042058-035	South West Near Door					
A-25	Terrazzo Flooring, Beige/White, Non-homogeneous	LAYER 1 100%	Calcium Carbonate Other Non-Fibrous Material	75% 25%	None Detected	
	Asbestos Present: No		Total % Non-Asbestos:	100.0%	**Total %Asbestos:**	**No Asbestos Detected**
2042058-036	North West					
A-26	Terrazzo Flooring, Beige/White, Non-homogeneous	LAYER 1 100%	Calcium Carbonate Other Non-Fibrous Material	75% 25%	None Detected	
	Asbestos Present: No		Total % Non-Asbestos:	100.0%	**Total %Asbestos:**	**No Asbestos Detected**

ENVIRONMENTAL LABORATORIES LLC

1508 East 33rd Street
Signal Hill, CA 90755
Toll: 888-207-2022
Tel: 562-206-2770
Fax: 562-206-2773

Alta Environmental
3777 Long Beach Blvd.
Long Beach CA 90807
Attn.: Jim Byers

Report Number 2042058

Project Number SMSD-20-9850
Project Name Juan Cabrillo Demo 2021
Location Juan Cabrillo E.S.
PO Number
WO Number

Date Received 11/13/2020
Date Analyzed 11/19/2020
Date Reported 11/19/2020

Date Sampled 11/11/2020
Sampled By Randy Flores
Total Samples 67

Method of Analysis 40 CFR Part 763 Appendix E to Subpart E, EPA Method 600/M4-82-020; updated method 600 R-93/116 Determination of Asbestos in Bulk Building Materials.

Test Report

Laboratory ID / Sample No.	Sample Location / Description	Layer No. / Layer %	Non-Asbestos Components	(%)	Asbestos Type	(%)
2042058-037	East Center					
A-27	Terrazzo Flooring, Beige/White, Non-homogeneous	LAYER 1 100%	Calcium Carbonate Other Non-Fibrous Material	75% 25%	None Detected	
	Asbestos Present: No		Total % Non-Asbestos:	100.0%	**Total %Asbestos:**	**No Asbestos Detected**
2042058-038	South West Corner- SE Office Restroom					
A-28A	12"x12" Floor Tile, Blue, Non-homogeneous	LAYER 1 100%	Cellulose Fiber Synthetic Fiber Vinyl Binder/ Filler	40% 15% 45%	None Detected	
	Asbestos Present: No		Total % Non-Asbestos:	100.0%	**Total %Asbestos:**	**No Asbestos Detected**
2042058-039	South West Corner- SE Office Restroom					
A-28B	Adhesive, Tan, Homogeneous	LAYER 1 100%	Organic Binders	100%	None Detected	
	Asbestos Present: No		Total % Non-Asbestos:	100.0%	**Total %Asbestos:**	**No Asbestos Detected**
2042058-040	South West Corner- SE Office Restroom					
A-28C	Leveling Compound, Gray, Homogeneous	LAYER 1 100%	Cellulose Fiber Calcium Carbonate Binder/Filler	5% 70% 25%	None Detected	
	Asbestos Present: No		Total % Non-Asbestos:	100.0%	**Total %Asbestos:**	**No Asbestos Detected**
2042058-041	North East Corner- Lobby					
A-29A	12"x12" Floor Tile, Blue, Non-homogeneous	LAYER 1 100%	Cellulose Fiber Synthetic Fiber Vinyl Binder/ Filler	40% 15% 45%	None Detected	
	Asbestos Present: No		Total % Non-Asbestos:	100.0%	**Total %Asbestos:**	**No Asbestos Detected**
2042058-042	North East Corner- Lobby					
A-29B	Adhesive, Tan, Homogeneous	LAYER 1 100%	Organic Binders	100%	None Detected	
	Asbestos Present: No		Total % Non-Asbestos:	100.0%	**Total %Asbestos:**	**No Asbestos Detected**

ENVIRONMENTAL LABORATORIES LLC

1508 East 33rd Street
Signal Hill, CA 90755
Toll: 888-207-2022
Tel: 562-206-2770
Fax: 562-206-2773

Alta Environmental
3777 Long Beach Blvd.
Long Beach CA 90807
Attn.: Jim Byers

Report Number 2042058

Project Number SMSD-20-9850
Project Name Juan Cabrillo Demo 2021
Location Juan Cabrillo E.S.
PO Number
WO Number

Date Received 11/13/2020
Date Analyzed 11/19/2020
Date Reported 11/19/2020

Date Sampled 11/11/2020
Sampled By Randy Flores
Total Samples 67

Method of Analysis 40 CFR Part 763 Appendix E to Subpart E, EPA Method 600/M4-82-020; updated method 600 R-93/116 Determination of Asbestos in Bulk Building Materials.

Test Report

Laboratory ID Sample No.	Sample Location Description	Layer No. Layer %	Non-Asbestos Components	(%)	Asbestos Type	(%)
2042058-043	North East Corner- Lobby					
A-29C	Leveling Compound, Gray, Homogeneous	LAYER 1 100%	Cellulose Fiber Calcium Carbonate Binder/Filler	5% 70% 25%	None Detected	
	Asbestos Present: No		Total % Non-Asbestos:	100.0%	**Total %Asbestos:**	**No Asbestos Detected**
2042058-044	North East Corner- Work Room					
A-30A	12"x12" Floor Tile, Blue, Non-homogeneous	LAYER 1 100%	Cellulose Fiber Synthetic Fiber Vinyl Binder/ Filler	40% 15% 45%	None Detected	
	Asbestos Present: No		Total % Non-Asbestos:	100.0%	**Total %Asbestos:**	**No Asbestos Detected**
2042058-045	North East Corner- Work Room					
A-30B	Adhesive, Colorless, Homogeneous	LAYER 1 100%	Organic Binders	100%	None Detected	
	Asbestos Present: No		Total % Non-Asbestos:	100.0%	**Total %Asbestos:**	**No Asbestos Detected**
2042058-046	North East Corner- Work Room					
A-30C	Leveling Compound, Gray, Homogeneous	LAYER 1 100%	Cellulose Fiber Calcium Carbonate Binder/Filler	5% 70% 25%	None Detected	
	Asbestos Present: No		Total % Non-Asbestos:	100.0%	**Total %Asbestos:**	**No Asbestos Detected**
2042058-047	Sout West of Corridor Entry					
A-31	Carpet Glue Under Carpet, Beige, Homogeneous	LAYER 1 100%	Organic Binders/Filler	100%	None Detected	
	Asbestos Present: No		Total % Non-Asbestos:	100.0%	**Total %Asbestos:**	**No Asbestos Detected**
2042058-048	Work Room Entry North East					
A-32	Carpet Glue Under Carpet, Beige, Homogeneous	LAYER 1 100%	Organic Binders/Filler	100%	None Detected	
	Asbestos Present: No		Total % Non-Asbestos:	100.0%	**Total %Asbestos:**	**No Asbestos Detected**

ENVIRONMENTAL LABORATORIES LLC

1508 East 33rd Street
Signal Hill, CA 90755
Toll: 888-207-2022
Tel: 562-206-2770
Fax: 562-206-2773

Alta Environmental
3777 Long Beach Blvd.
Long Beach CA 90807
Attn.: Jim Byers

Report Number 2042058

Project Number SMSD-20-9850
Project Name Juan Cabrillo Demo 2021
Location Juan Cabrillo E.S.
PO Number
WO Number

Date Received 11/13/2020
Date Analyzed 11/19/2020
Date Reported 11/19/2020

Date Sampled 11/11/2020
Sampled By Randy Flores
Total Samples 67

Method of Analysis 40 CFR Part 763 Appendix E to Subpart E, EPA Method 600/M4-82-020; updated method 600 R-93/116 Determination of Asbestos in Bulk Building Materials.

Test Report

Laboratory ID / Sample No.	Sample Location / Description	Layer No. / Layer %	Non-Asbestos Components	(%)	Asbestos Type	(%)
2042058-049	North West Teachers' Lounge Entry					
A-33	Carpet Glue Under Carpet, Beige, Homogeneous	LAYER 1			None Detected	
		100%	Organic Binders/Filler	100%		
	Asbestos Present: No		Total % Non-Asbestos:	100.0%	**Total %Asbestos:**	**No Asbestos Detected**
2042058-050	North					
A-34	Barrier Paper, Black, Homogeneous	LAYER 1	Cellulose Fiber	60%	None Detected	
		100%	Bituminous Matrix	40%		
	Asbestos Present: No		Total % Non-Asbestos:	100.0%	**Total %Asbestos:**	**No Asbestos Detected**
2042058-051	Center					
A-35	Barrier Paper, Black, Homogeneous	LAYER 1	Cellulose Fiber	60%	None Detected	
		100%	Bituminous Matrix	40%		
	Asbestos Present: No		Total % Non-Asbestos:	100.0%	**Total %Asbestos:**	**No Asbestos Detected**
2042058-052	South					
A-36	Barrier Paper, Black, Homogeneous	LAYER 1	Cellulose Fiber	60%	None Detected	
		100%	Bituminous Matrix	40%		
	Asbestos Present: No		Total % Non-Asbestos:	100.0%	**Total %Asbestos:**	**No Asbestos Detected**
2042058-053	South					
A-37A	12"x12" C.T., White/ Brown, Non-homogeneous	LAYER 1	Wood Fiber	95%	None Detected	
		100%	Binder/Filler	5%		
	Asbestos Present: No		Total % Non-Asbestos:	100.0%	**Total %Asbestos:**	**No Asbestos Detected**
2042058-054	South					
A-37B	Mastic, Dk. Brown, Homogeneous	LAYER 1			None Detected	
		100%	Organic Binders/Filler	100%		
	Asbestos Present: No		Total % Non-Asbestos:	100.0%	**Total %Asbestos:**	**No Asbestos Detected**
2042058-055	North					
A-38A	12"x12" C.T., White/ Brown, Non-homogeneous	LAYER 1	Wood Fiber	95%	None Detected	
		100%	Binder/Filler	5%		
	Asbestos Present: No		Total % Non-Asbestos:	100.0%	**Total %Asbestos:**	**No Asbestos Detected**

ENVIRONMENTAL LABORATORIES LLC

1508 East 33rd Street
Signal Hill, CA 90755
Toll: 888-207-2022
Tel: 562-206-2770
Fax: 562-206-2773

Alta Environmental
3777 Long Beach Blvd.
Long Beach CA 90807
Attn.: Jim Byers

Report Number 2042058

Project Number SMSD-20-9850
Project Name Juan Cabrillo Demo 2021
Location Juan Cabrillo E.S.
PO Number
WO Number

Date Received 11/13/2020
Date Analyzed 11/19/2020
Date Reported 11/19/2020

Date Sampled 11/11/2020
Sampled By Randy Flores
Total Samples 67

Method of Analysis 40 CFR Part 763 Appendix E to Subpart E, EPA Method 600/M4-82-020; updated method 600 R-93/116 Determination of Asbestos in Bulk Building Materials.

Test Report

Laboratory ID / Sample No.	Sample Location / Description	Layer No. / Layer %	Non-Asbestos Components	(%)	Asbestos Type	(%)
2042058-056	North					
A-38B	Mastic, Dk. Brown, Homogeneous	LAYER 1			None Detected	
		100%	Organic Binders/Filler	100%		
	Asbestos Present: No		Total % Non-Asbestos:	100.0%	**Total %Asbestos:**	**No Asbestos Detected**
2042058-057	Center					
A-39A	12"x12" C.T., White/ Brown, Non-homogeneous	LAYER 1	Wood Fiber	95%	None Detected	
		100%	Binder/Filler	5%		
	Asbestos Present: No		Total % Non-Asbestos:	100.0%	**Total %Asbestos:**	**No Asbestos Detected**
2042058-058	Center					
A-39B	Mastic, Dk. Brown, Homogeneous	LAYER 1			None Detected	
		100%	Organic Binders/Filler	100%		
	Asbestos Present: No		Total % Non-Asbestos:	100.0%	**Total %Asbestos:**	**No Asbestos Detected**
2042058-059	West					
A-40	3" TSI, White, Homogeneous	LAYER 1			Amosite	25%
		100%	Binder/Filler	75%		
	Asbestos Present: Yes		Total % Non-Asbestos:	75.0%	**Total %Asbestos:**	**25.0%**
2042058-060	Center					
A-41	3" TSI, White, Homogeneous	LAYER 1			Amosite	25%
		100%	Binder/Filler	75%		
	Asbestos Present: Yes		Total % Non-Asbestos:	75.0%	**Total %Asbestos:**	**25.0%**
2042058-061	East					
A-42	3" TSI, White, Homogeneous	LAYER 1			Amosite	25%
		100%	Binder/Filler	75%		
	Asbestos Present: Yes		Total % Non-Asbestos:	75.0%	**Total %Asbestos:**	**25.0%**
2042058-062	North Center- North					
A-43	Expansion Joint, White, Homogeneous	LAYER 1			None Detected	
		100%	Binder/Filler	100%		
	Asbestos Present: No		Total % Non-Asbestos:	100.0%	**Total %Asbestos:**	**No Asbestos Detected**

ENVIRONMENTAL LABORATORIES LLC

1508 East 33rd Street
Signal Hill, CA 90755
Toll: 888-207-2022
Tel: 562-206-2770
Fax: 562-206-2773

Alta Environmental
3777 Long Beach Blvd.
Long Beach CA 90807
Attn.: Jim Byers

Report Number 2042058

Project Number SMSD-20-9850
Project Name Juan Cabrillo Demo 2021
Location Juan Cabrillo E.S.
PO Number
WO Number

Date Received 11/13/2020
Date Analyzed 11/19/2020
Date Reported 11/19/2020

Date Sampled 11/11/2020
Sampled By Randy Flores
Total Samples 67

Method of Analysis 40 CFR Part 763 Appendix E to Subpart E, EPA Method 600/M4-82-020; updated method 600 R-93/116 Determination of Asbestos in Bulk Building Materials.

Test Report

Laboratory ID / Sample No.	Sample Location / Description	Layer No. / Layer %	Non-Asbestos Components	(%)	Asbestos Type	(%)
2042058-063	North Center- South					
A-44	Expansion Joint, White, Homogeneous	LAYER 1 100%	Binder/Filler	100%	None Detected	
	Asbestos Present: No		Total % Non-Asbestos:	100.0%	**Total %Asbestos:**	**No Asbestos Detected**
2042058-064	Entry Near Janitor's Closet					
A-45	Expansion Joint, White, Homogeneous	LAYER 1 100%	Binder/Filler	100%	None Detected	
	Asbestos Present: No		Total % Non-Asbestos:	100.0%	**Total %Asbestos:**	**No Asbestos Detected**
2042058-065	South West Corner of South West Office					
A-46	Carpet Glue, Yellow, Homogeneous	LAYER 1 100%	Synthetic Fiber Organic Binders/Filler	<1% 100%	None Detected	
	Asbestos Present: No		Total % Non-Asbestos:	100.0%	**Total %Asbestos:**	**No Asbestos Detected**
2042058-066	South Center of South Center Office					
A-47	Carpet Glue, Yellow, Homogeneous	LAYER 1 100%	Synthetic Fiber Organic Binders/Filler	<1% 100%	None Detected	
	Asbestos Present: No		Total % Non-Asbestos:	100.0%	**Total %Asbestos:**	**No Asbestos Detected**
2042058-067	South East of Conference Room					
A-48	Carpet Glue, Yellow, Homogeneous	LAYER 1 100%	Synthetic Fiber Organic Binders/Filler	<1% 100%	None Detected	
	Asbestos Present: No		Total % Non-Asbestos:	100.0%	**Total %Asbestos:**	**No Asbestos Detected**

ENVIRONMENTAL LABORATORIES LLC

1508 East 33rd Street
Signal Hill, CA 90755
Toll: 888-207-2022
Tel: 562-206-2770
Fax: 562-206-2773

Alta Environmental
3777 Long Beach Blvd.
Long Beach CA 90807
Attn.: Jim Byers

Report Number 2042058

Project Number SMSD-20-9850
Project Name Juan Cabrillo Demo 2021
Location Juan Cabrillo E.S.
PO Number
WO Number

Date Received 11/13/2020
Date Analyzed 11/19/2020
Date Reported 11/19/2020

Date Sampled 11/11/2020
Sampled By Randy Flores
Total Samples 67

Method of Analysis 40 CFR Part 763 Appendix E to Subpart E, EPA Method 600/M4-82-020; updated method 600 R-93/116 Determination of Asbestos in Bulk Building Materials.

Test Report

Laboratory ID / Sample No.	Sample Location / Description	Layer No. / Layer %	Non-Asbestos Components	(%)	Asbestos Type	(%)

Method Detection Limit: Less than one percent (<1%). Asbestos content has been determined using calibrated visual estimation (CVES). Samples tested were received in acceptable condition unless otherwise stated. Test report relates only to items tested. Non-homogeneous samples containing discrete and separable layers are analyzed and reported separately; composite results may be reported upon customer's request. Non-homogeneous samples with inseparable layers are analyzed and reported as composite samples. Due to the limitations of Polarized Light Microscopy, samples reported as None Detected or with low asbestos concentrations may not be reliable and further analysis such as TEM is recommended to confirm PLM results. This report shall not be reproduced except in full without the written approval of this laboratory. This report may not be used by the customer to claim product certification, endorsement, or approval by NIST/NVLAP or any agency of the government. Samples shall be disposed according to local, state and federal laws, 30 days after results are reported unless otherwise instructed.

CA-ELAP #2823

Cristina E Tabatt

Analyst - Cristina Tabatt

Cristina E Tabatt

Approved Signatory Cristina E. Tabatt

NVLAP TESTING
NVLAP Lab Code 500044-0

CHAIN OF CUSTODY

AQ ENVIRONMENTAL LABORATORIES
1508 E. 33rd Street
Signal Hill, CA 90755
562-206-2770 Tel
562-206-2773 Fax
services@AQenvlabs.com

(Lab) Order No. 2042058

CUSTOMER INFORMATION	
Company	Alta Environmental
Address	3777 Long Beach Boulevard
City/State/Zip	Long Beach, CA 90807
Contact	
Office Phone	562/ 495-5777
Cell	562 477 0935
Fax	562/ 495-5877
Email	Jim.Byers@NV5

Turnaround Time		Shipped By		Report Send Via:	
Same Day	☐	Fedex	☐	Web	☐
1 Day	☐	UPS	☐	Email	☑
2 Day	☐	USPS	☐	Fax	☐
3 Day	☑	Drop Off	☑	Verbal	☐
5 Day	☐	Drop Box	☐	Mail	☐
Weekend	☐	Other	☐	Pick up	☐

Special Instructions: cc: Therese.Ritarri@NV5. David.Schack@NV5 Randolph.Flores@NV5
*Point Count A-4 to A-8

PROJECT INFORMATION

Project Name:	Juan Cabrillo Demo 2021	PO Number:	
Project Number:	SMSD-20-9850	Work Order No.:	
Location:	Juan Cabrillo E.S.	Sampled By:	RANDY FLORES

PLM		PCM		MOLD		LEAD (Pb)			
PLM EPA 600/M4-82-020	☑	NIOSH 7400A	☐	Spore Trap	☐	Air	☐	TTLC	☐
PLM 400 Pt. Count (<0.25%)	☐	NIOSH 7400B	☐	Tape Lift	☐	Paint	☐	STLC	☐
PLM 1000 Pt. Count (<0.1%)	☐	w/ TWA	☐	Bulk Sample	☐	Wipe	☐	TCLP	☐
						Soil	☐		

SAMPLE ID	SAMPLE TYPE	LOCATION	Date Sampled / Start Time / Stop Time	Avg Flow Rate	Volume (L)
Please see attached			11/1/20		

Relinquished By: [signature]
Date/Time: 11-2-2020 1430

Received By: [signature]
Date/Time: 11/13/20 08:00

Lab Forms
Ver. 082411

2042058

NV5
ALTA ENVIRONMENTAL

BLDG. A

FIELD BULK SAMPLE LIST

CLIENT: SMMUSD
PROJECT NO.: Juan Cabrillo E.S.
PROJECT NAME: SMSD-20-9850

Technician: Randy Flores
Date: 11-11-2020
Page: 1 of ___

MATERIAL	SAMPLE #	SAMPLE LOCATION	MATERIAL LOCATION	EST. QTY.	F	D
Gray Sealant	A-1	North West	~~Roof~~ Throughout Roof on Flashing	200 S.F.	N	N
	2	East Center				
	3	South Center				
Exterior Stucco	4	North East	Exterior Walls	5000 S.F.	N	Y
	5	South East				
	6	South West				
	7	West Center				
	8	North Center				
Gray Window Sealant	9	East Center	All Window Frames	900 L.F.	N	N
	10	North Center				
	11	West Center				

NV5
ALTA ENVIRONMENTAL

BLDG. A

2042058

FIELD BULK SAMPLE LIST

CLIENT: SMMUSD
PROJECT NO.: Juan Cabrillo E.S.
PROJECT NAME: SMSD-20-9850

Technician: Randy Flores
Date: 11-11-2020
Page: 2 of ___

MATERIAL	SAMPLE #	SAMPLE LOCATION	MATERIAL LOCATION	EST. QTY.	F	D
Dry Walls & J.L. Walls	A-12	South West Corner South West Office	ALL INTERIOR WALLS	~7000 S.F.	Y	N
	13	North West Corner Kitchen				
	14	North West corner Lobby				
	15	North East Corner N/E STORAGE				
	16	North East corner South Electrical room				
	17	NORTH CENTER South Center Office				
	18	North West Conference Room				
Dry Wall ceiling	19	South west South Elec. Room	South Center Office Restroom, South Elec Room & Work Room	<1000 S.F.	Y	N
	20	South West corner S/L Office R/R				
	21	South Center Work Room				
12"x12" ceiling tiles Random Mold (NAILED	22	North East kitchen	Offices, Lobby, Corridor, S/W R/R, Teachers lounge, & Work Room	~5000 S.F.	N	N

NV5
ALTA ENVIRONMENTAL

Bldg. A

2042058

FIELD BULK SAMPLE LIST

CLIENT: SMMUSD
PROJECT NO.: Ivan Cabrillo E.S.
PROJECT NAME: SMSD-20-9850

Technician: Randy Flores
Date: 11-11-2020
Page: 3 of ___

MATERIAL	SAMPLE #	SAMPLE LOCATION	MATERIAL LOCATION	EST. QTY.	F	D
12"x12" Random Hole, Ceiling tiles (Nailed)	A-23	North West Kitchen	Officer, Lobby, Corridor, S/W R/R, Teachers Lounge & Work Room	~5000 S.F.	N	N
	24	Center of S/W OFFICE R/R				
WHITE TERRAZO FLOORING	25	SOUTH WEST NEAR Door	S/W OFFICE RESTROOM FLOOR	~50 S.F.	N	N
	26	NORTH WEST				
	27	EAST CENTER				
DARK BLUE 12"x12" FLOOR TILE W/LEVELING COMPOUND	28	South West corner SE OFFICE Restroom	S/C Office Restroom, Lobby, Corridor, Teachers Lounge & Work Room * Residual Mastic	~900 S.F.	N	N
	29	NORTH EAST CORNER LOBBY	* Residual mastic			
	30	NORTH EAST CORNER WORKROOM				
CARPET GLUE UNDER CARPET	31	South West of Corridor Entry	Underneath BLACK CARPET @ BLDG Entries	<100 S.F.	N	N
	32	Work Room Entry North East				
	33	North West Teachers Lounge Entry				

NV5
ALTA ENVIRONMENTAL

BLDG. A

2042058

FIELD BULK SAMPLE LIST

CLIENT: SMMUSD
PROJECT NO.: Juan Cabrillo E.S
PROJECT NAME: SMSD-20-9880

Technician: Randy F.
Date: 11-12-20
Page: 4 of ___

MATERIAL	SAMPLE #	SAMPLE LOCATION	MATERIAL LOCATION	EST. QTY.	F	D
BLACK BARRIER PAPER	A-34	NORTH	BACKING OF STUCCO WALL (JANITORS CLOSET) ~10 S.F. visible & Accessible	< 5000 S.F.	N	N
	35	CENTER				
	36	SOUTH				
12"x12" C.T. W/BROWN MASTIC (CORE)	37	SOUTH	JANITOR CLOSET CEILING * DAMAGED!	~25 S.F.	X	X
	38	NORTH				
	39	CENTER				
3" TSI	40	WEST	ABOVE DAMAGED CEILING IN JANITORS CLOSET ONLY ~20 L.F. visible & Accesible	~20 L.F. visible	Y	Y
	41	CENTER	ASSUMING ~ 250 L.F.			
	42	EAST				
Gray Expansion Joint	43	NORTH CENTER → NORTH —	EXTERIOR OF BLDG (@ Edger or Connection of ADA ons	<100 L.F.	N	N
	44	NORTH CENTER → SOUTH —				
	45	Entry Near Janitors Closet				

2042058

NV5
ALTA ENVIRONMENTAL

Bldg. A

FIELD BULK SAMPLE LIST

CLIENT: SMMUSD
PROJECT NO.: SMSD-20-9850
PROJECT NAME: Juan Cabrillo

Technician: Randy F.
Date: 11-12-20
Page: 5 of ___

MATERIAL	SAMPLE #	SAMPLE LOCATION	MATERIAL LOCATION	EST. QTY.	F	D
Carpet Glue	A-46	South West corner of South west office	under Multi Color Carpet in Rooms: S/W OFFICE, S/C OFFICE & CONFRENCE	~800 S.F.	N	N
	47	South Center of South Center office				
	48	South East of Conference Room				

ENVIRONMENTAL LABORATORIES LLC

1508 East 33rd Street
Signal Hill, CA 90755
Toll: 888-207-2022
Tel: 562-206-2770
Fax: 562-206-2773

Alta Environmental
3777 Long Beach Blvd.
Long Beach CA 90807
Attn.: Jim Byers

Report Number 2142552

Project Number SMSD-20-9850
Project Name Cabrillo Demo
Location Cabrillo E.S.- Bldg. B
PO Number
WO Number

Date Received 01/11/2021
Date Analyzed 01/13/2021
Date Reported 01/14/2021

Date Sampled 01/05/2021
Sampled By Randy Flores
Total Samples 58

Method of Analysis 40 CFR Part 763 Appendix E to Subpart E, EPA Method 600/M4-82-020; updated method 600 R-93/116 Determination of Asbestos in Bulk Building Materials.

Test Report

Laboratory ID / Sample No.	Sample Location / Description	Layer No. / Layer %	Non-Asbestos Components	(%)	Asbestos Type	(%)
2142552-001	Bldg. B					
B-1A	12"x12" Floor Tile, Yellow, Non-homogeneous	LAYER 1 100%	Cellulose Fiber Synthetic Fiber Vinyl Binder/ Filler	40% 15% 45%	None Detected	
	Asbestos Present: No		Total % Non-Asbestos:	100.0%	**Total %Asbestos:**	**No Asbestos Detected**
2142552-002	Bldg. B					
B-1B	Glue, Colorless, Homogeneous	LAYER 1 100%	Organic Binders	100%	None Detected	
	Asbestos Present: No		Total % Non-Asbestos:	100.0%	**Total %Asbestos:**	**No Asbestos Detected**
2142552-003	Bldg. B					
B-1C	Leveling Compound (w/ residual mastic), Gray/ Black, Non-homogeneous	LAYER 1 100%	Cellulose Fiber Bituminous Matrix Calcium Carbonate Binder/Filler	5% 15% 65% 15%	None Detected	
	Asbestos Present: No		Total % Non-Asbestos:	100.0%	**Total %Asbestos:**	**No Asbestos Detected**
2142552-004	Bldg. B					
B-2A	12"x12" Floor Tile, Yellow, Non-homogeneous	LAYER 1 100%	Cellulose Fiber Synthetic Fiber Vinyl Binder/ Filler	40% 15% 45%	None Detected	
	Asbestos Present: No		Total % Non-Asbestos:	100.0%	**Total %Asbestos:**	**No Asbestos Detected**
2142552-005	Bldg. B					
B-2B	Glue, Colorless, Homogeneous	LAYER 1 100%	Organic Binders	100%	None Detected	
	Asbestos Present: No		Total % Non-Asbestos:	100.0%	**Total %Asbestos:**	**No Asbestos Detected**
2142552-006	Bldg. B					
B-2C	Leveling Compound, Gray, Homogeneous	LAYER 1 100%	Cellulose Fiber Calcium Carbonate Binder/Filler	5% 75% 20%	None Detected	
	Asbestos Present: No		Total % Non-Asbestos:	100.0%	**Total %Asbestos:**	**No Asbestos Detected**

AQ ENVIRONMENTAL LABORATORIES LLC

1508 East 33rd Street
Signal Hill, CA 90755
Toll: 888-207-2022
Tel: 562-206-2770
Fax: 562-206-2773

Alta Environmental
3777 Long Beach Blvd.
Long Beach CA 90807
Attn.: Jim Byers

Report Number 2142552

Project Number SMSD-20-9850
Project Name Cabrillo Demo
Location Cabrillo E.S.- Bldg. B
PO Number
WO Number

Date Received 01/11/2021
Date Analyzed 01/13/2021
Date Reported 01/14/2021

Date Sampled 01/05/2021
Sampled By Randy Flores
Total Samples 58

Method of Analysis 40 CFR Part 763 Appendix E to Subpart E, EPA Method 600/M4-82-020; updated method 600 R-93/116 Determination of Asbestos in Bulk Building Materials.

Test Report

Laboratory ID / Sample No.	Sample Location / Description	Layer No. / Layer %	Non-Asbestos Components	(%)	Asbestos Type	(%)
2142552-007	Bldg. B					
B-3A	12"x12" Floor Tile, Yellow, Non-homogeneous	LAYER 1 100%	Cellulose Fiber Synthetic Fiber Vinyl Binder/ Filler	40% 15% 45%	None Detected	
	Asbestos Present: No		Total % Non-Asbestos:	100.0%	**Total %Asbestos:**	**No Asbestos Detected**
2142552-008	Bldg. B					
B-3B	Glue, Colorless, Homogeneous	LAYER 1 100%	Organic Binders	100%	None Detected	
	Asbestos Present: No		Total % Non-Asbestos:	100.0%	**Total %Asbestos:**	**No Asbestos Detected**
2142552-009	Bldg. B					
B-3C	Leveling Compound, Gray, Homogeneous	LAYER 1 100%	Cellulose Fiber Calcium Carbonate Binder/Filler	5% 75% 20%	None Detected	
	Asbestos Present: No		Total % Non-Asbestos:	100.0%	**Total %Asbestos:**	**No Asbestos Detected**
2142552-010	Bldg. B					
B-4A	4" Covebase, Black, Homogeneous	LAYER 1 100%	Calcium Carbonate Vinyl Binder	40% 60%	None Detected	
	Asbestos Present: No		Total % Non-Asbestos:	100.0%	**Total %Asbestos:**	**No Asbestos Detected**
2142552-011	Bldg. B					
B-4B	Glue, Tan, Homogeneous	LAYER 1 100%	Organic Binders/Filler	100%	None Detected	
	Asbestos Present: No		Total % Non-Asbestos:	100.0%	**Total %Asbestos:**	**No Asbestos Detected**
2142552-012	Bldg. B					
B-5A	4" Covebase, Black, Homogeneous	LAYER 1 100%	Calcium Carbonate Vinyl Binder	40% 60%	None Detected	
	Asbestos Present: No		Total % Non-Asbestos:	100.0%	**Total %Asbestos:**	**No Asbestos Detected**

ENVIRONMENTAL LABORATORIES LLC

1508 East 33rd Street
Signal Hill, CA 90755
Toll: 888-207-2022
Tel: 562-206-2770
Fax: 562-206-2773

Alta Environmental
3777 Long Beach Blvd.
Long Beach CA 90807
Attn.: Jim Byers

Report Number 2142552

Project Number SMSD-20-9850
Project Name Cabrillo Demo
Location Cabrillo E.S.- Bldg. B
PO Number
WO Number

Date Received 01/11/2021
Date Analyzed 01/13/2021
Date Reported 01/14/2021

Date Sampled 01/05/2021
Sampled By Randy Flores
Total Samples 58

Method of Analysis 40 CFR Part 763 Appendix E to Subpart E, EPA Method 600/M4-82-020; updated method 600 R-93/116 Determination of Asbestos in Bulk Building Materials.

Test Report

Laboratory ID / Sample No.	Sample Location / Description	Layer No. / Layer %	Non-Asbestos Components	(%)	Asbestos Type	(%)
2142552-013	Bldg. B					
B-5B	Glue, Tan, Homogeneous	LAYER 1			None Detected	
		100%	Organic Binders/Filler	100%		
	Asbestos Present: No		Total % Non-Asbestos:	100.0%	**Total %Asbestos:**	**No Asbestos Detected**
2142552-014	Bldg. B					
B-6A	4" Covebase, Black, Homogeneous	LAYER 1			None Detected	
		100%	Calcium Carbonate	40%		
			Vinyl Binder	60%		
	Asbestos Present: No		Total % Non-Asbestos:	100.0%	**Total %Asbestos:**	**No Asbestos Detected**
2142552-015	Bldg. B					
B-6B	Glue, Tan, Homogeneous	LAYER 1			None Detected	
		100%	Organic Binders/Filler	100%		
	Asbestos Present: No		Total % Non-Asbestos:	100.0%	**Total %Asbestos:**	**No Asbestos Detected**
2142552-016	Bldg. B					
B-7	Carpet Glue, Yellow, Homogeneous	LAYER 1			None Detected	
		100%	Organic Binders/Filler	100%		
	Asbestos Present: No		Total % Non-Asbestos:	100.0%	**Total %Asbestos:**	**No Asbestos Detected**
2142552-017	Bldg. B					
B-8	Carpet Glue, Yellow, Homogeneous	LAYER 1			None Detected	
		100%	Organic Binders/Filler	100%		
	Asbestos Present: No		Total % Non-Asbestos:	100.0%	**Total %Asbestos:**	**No Asbestos Detected**
2142552-018	Bldg. B					
B-9	Carpet Glue, Yellow, Homogeneous	LAYER 1			None Detected	
		100%	Organic Binders/Filler	100%		
	Asbestos Present: No		Total % Non-Asbestos:	100.0%	**Total %Asbestos:**	**No Asbestos Detected**

ENVIRONMENTAL LABORATORIES LLC

1508 East 33rd Street
Signal Hill, CA 90755
Toll: 888-207-2022
Tel: 562-206-2770
Fax: 562-206-2773

Alta Environmental
3777 Long Beach Blvd.
Long Beach CA 90807
Attn.: Jim Byers

Report Number 2142552

Project Number SMSD-20-9850
Project Name Cabrillo Demo
Location Cabrillo E.S.- Bldg. B
PO Number
WO Number

Date Received 01/11/2021
Date Analyzed 01/13/2021
Date Reported 01/14/2021

Date Sampled 01/05/2021
Sampled By Randy Flores
Total Samples 58

Method of Analysis 40 CFR Part 763 Appendix E to Subpart E, EPA Method 600/M4-82-020; updated method 600 R-93/116 Determination of Asbestos in Bulk Building Materials.

Test Report

Laboratory ID / Sample No.	Sample Location / Description	Layer No. / Layer %	Non-Asbestos Components	(%)	Asbestos Type	(%)
2142552-019	Bldg. B					
B-10	Window & Door Sealant, Black, Homogeneous	LAYER 1 100%	Silicone-like material	100%	None Detected	
	Asbestos Present: No		Total % Non-Asbestos:	100.0%	**Total %Asbestos:**	**No Asbestos Detected**
2142552-020	Bldg. B					
B-11	Window & Door Sealant, Yellow/Black, Non-homogeneous	LAYER 1 100%	Silicone-like material Binder/Filler	90% 10%	None Detected	
	Asbestos Present: No		Total % Non-Asbestos:	100.0%	**Total %Asbestos:**	**No Asbestos Detected**
2142552-021	Bldg. B					
B-12	Window & Door Sealant, Blue/Black, Non-homogeneous	LAYER 1 100%	Binder/Filler	100%	None Detected	
	Asbestos Present: No		Total % Non-Asbestos:	100.0%	**Total %Asbestos:**	**No Asbestos Detected**
2142552-022	Bldg. B					
B-13	Door Caulking, White, Non-homogeneous	LAYER 1 100%	Quartz Organic Binders/Filler	15% 85%	None Detected	
	Asbestos Present: No		Total % Non-Asbestos:	100.0%	**Total %Asbestos:**	**No Asbestos Detected**
2142552-023	Bldg. B					
B-14	Door Caulking, Blue/White, Non-homogeneous	LAYER 1 100%	Quartz Organic Binders/Filler	20% 80%	None Detected	
	Asbestos Present: No		Total % Non-Asbestos:	100.0%	**Total %Asbestos:**	**No Asbestos Detected**
2142552-024	Bldg. B					
B-15	Door Caulking, Blue/White, Non-homogeneous	LAYER 1 100%	Organic Binders/Filler	100%	None Detected	
	Asbestos Present: No		Total % Non-Asbestos:	100.0%	**Total %Asbestos:**	**No Asbestos Detected**

ENVIRONMENTAL LABORATORIES LLC

1508 East 33rd Street
Signal Hill, CA 90755
Toll: 888-207-2022
Tel: 562-206-2770
Fax: 562-206-2773

Alta Environmental
3777 Long Beach Blvd.
Long Beach CA 90807
Attn.: Jim Byers

Report Number 2142552

Project Number SMSD-20-9850
Project Name Cabrillo Demo
Location Cabrillo E.S.- Bldg. B
PO Number
WO Number

Date Received 01/11/2021
Date Analyzed 01/13/2021
Date Reported 01/14/2021

Date Sampled 01/05/2021
Sampled By Randy Flores
Total Samples 58

Method of Analysis 40 CFR Part 763 Appendix E to Subpart E, EPA Method 600/M4-82-020; updated method 600 R-93/116 Determination of Asbestos in Bulk Building Materials.

Test Report

Laboratory ID / Sample No.	Sample Location / Description	Layer No. / Layer %	Non-Asbestos Components	(%)	Asbestos Type	(%)
2142552-025	Bldg. B					
B-16	Barrier Paper, Black, Homogeneous	LAYER 1	Cellulose Fiber	50%	None Detected	
		100%	Bituminous Matrix	50%		
	Asbestos Present: No		Total % Non-Asbestos:	100.0%	**Total %Asbestos:**	**No Asbestos Detected**
2142552-026	Bldg. B					
B-17	Barrier Paper, Black, Homogeneous	LAYER 1	Cellulose Fiber	50%	None Detected	
		100%	Bituminous Matrix	50%		
	Asbestos Present: No		Total % Non-Asbestos:	100.0%	**Total %Asbestos:**	**No Asbestos Detected**
2142552-027	Bldg. B					
B-18	Barrier Paper, Black, Homogeneous	LAYER 1	Cellulose Fiber	50%	None Detected	
		100%	Bituminous Matrix	50%		
	Asbestos Present: No		Total % Non-Asbestos:	100.0%	**Total %Asbestos:**	**No Asbestos Detected**
2142552-028	Bldg. B					
B-19A	Drywall, Lt. Pink/Brown, Non-homogeneous	LAYER 1	Cellulose Fiber	10%	None Detected	
		100%	Fibrous Glass	<1		
			Gypsum/Filler	90%		
	Asbestos Present: No		Total % Non-Asbestos:	100.0%	**Total %Asbestos:**	**No Asbestos Detected**
2142552-029	Bldg. B					
B-19B	Joint Compound, Cream, Non-homogeneous	LAYER 1			None Detected	
		100%	Calcium Carbonate	90%		
			Binder/Filler	10%		
	Asbestos Present: No		Total % Non-Asbestos:	100.0%	**Total %Asbestos:**	**No Asbestos Detected**
2142552-030	Bldg. B					
B-20A	Drywall, Lt. Pink/Brown, Non-homogeneous	LAYER 1	Cellulose Fiber	10%	None Detected	
		100%	Fibrous Glass	<1		
			Gypsum/Filler	90%		
	Asbestos Present: No		Total % Non-Asbestos:	100.0%	**Total %Asbestos:**	**No Asbestos Detected**

ENVIRONMENTAL LABORATORIES LLC

1508 East 33rd Street
Signal Hill, CA 90755
Toll: 888-207-2022
Tel: 562-206-2770
Fax: 562-206-2773

Alta Environmental
3777 Long Beach Blvd.
Long Beach CA 90807
Attn.: Jim Byers

Report Number 2142552

Project Number SMSD-20-9850
Project Name Cabrillo Demo
Location Cabrillo E.S.- Bldg. B
PO Number
WO Number

Date Received 01/11/2021
Date Analyzed 01/13/2021
Date Reported 01/14/2021

Date Sampled 01/05/2021
Sampled By Randy Flores
Total Samples 58

Method of Analysis 40 CFR Part 763 Appendix E to Subpart E, EPA Method 600/M4-82-020; updated method 600 R-93/116 Determination of Asbestos in Bulk Building Materials.

Test Report

Laboratory ID / Sample No.	Sample Location / Description	Layer No. / Layer %	Non-Asbestos Components	(%)	Asbestos Type	(%)
2142552-031	Bldg. B					
B-20B	Joint Compound, Cream, Non-homogeneous	LAYER 1 100%	Calcium Carbonate Binder/Filler	70% 30%	None Detected	
	Asbestos Present: No		Total % Non-Asbestos:	100.0%	**Total %Asbestos:**	**No Asbestos Detected**
2142552-032	Bldg. B					
B-21A	Drywall, Lt. Pink/Brown, Non-homogeneous	LAYER 1 100%	Cellulose Fiber Fibrous Glass Gypsum/Filler	10% <1 90%	None Detected	
	Asbestos Present: No		Total % Non-Asbestos:	100.0%	**Total %Asbestos:**	**No Asbestos Detected**
2142552-033	Bldg. B					
B-21B	Joint Compound, Lt. Pink/White, Non-homogeneous	LAYER 1 100%	Perlite Calcium Carbonate Gypsum/Binder/Filler	20% 50% 30%	None Detected	
	Asbestos Present: No		Total % Non-Asbestos:	100.0%	**Total %Asbestos:**	**No Asbestos Detected**
2142552-034	Bldg. B					
B-22A	Drywall, Lt. Pink/Brown, Non-homogeneous	LAYER 1 100%	Cellulose Fiber Fibrous Glass Gypsum/Filler	5% <1 95%	None Detected	
	Asbestos Present: No		Total % Non-Asbestos:	100.0%	**Total %Asbestos:**	**No Asbestos Detected**
2142552-035	Bldg. B					
B-22B	Joint Compound, Lt. Pink/White, Non-homogeneous	LAYER 1 100%	Calcium Carbonate Binder/Filler	75% 25%	None Detected	
	Asbestos Present: No		Total % Non-Asbestos:	100.0%	**Total %Asbestos:**	**No Asbestos Detected**
2142552-036	Bldg. B					
B-23A	Drywall, Lt. Pink/Brown, Non-homogeneous	LAYER 1 100%	Cellulose Fiber Fibrous Glass Gypsum/Filler	10% <1 90%	None Detected	
	Asbestos Present: No		Total % Non-Asbestos:	100.0%	**Total %Asbestos:**	**No Asbestos Detected**

ENVIRONMENTAL LABORATORIES LLC

1508 East 33rd Street
Signal Hill, CA 90755
Toll: 888-207-2022
Tel: 562-206-2770
Fax: 562-206-2773

Alta Environmental
3777 Long Beach Blvd.
Long Beach CA 90807
Attn.: Jim Byers

Report Number 2142552

Project Number SMSD-20-9850
Project Name Cabrillo Demo
Location Cabrillo E.S.- Bldg. B
PO Number
WO Number

Date Received 01/11/2021
Date Analyzed 01/13/2021
Date Reported 01/14/2021

Date Sampled 01/05/2021
Sampled By Randy Flores
Total Samples 58

Method of Analysis 40 CFR Part 763 Appendix E to Subpart E, EPA Method 600/M4-82-020; updated method 600 R-93/116 Determination of Asbestos in Bulk Building Materials.

Test Report

Laboratory ID / Sample No.	Sample Location / Description	Layer No. / Layer %	Non-Asbestos Components	(%)	Asbestos Type	(%)
2142552-037	Bldg. B					
B-23B	Joint Compound (Glue), Yellow/Tan, Non-homogeneous	LAYER 1			None Detected	
		100%	Organic Binders/Filler	100%		
	Asbestos Present: No		Total % Non-Asbestos:	100.0%	**Total %Asbestos:**	**No Asbestos Detected**
2142552-038	Bldg. B					
B-24A	Vinyl Wall Paper, Yellow, Non-homogeneous	LAYER 1			None Detected	
		100%	Vinyl Binder/ Filler	100%		
	Asbestos Present: No		Total % Non-Asbestos:	100.0%	**Total %Asbestos:**	**No Asbestos Detected**
2142552-039	Bldg. B					
B-24B	Glue, White, Homogeneous	LAYER 1	Cellulose Fiber	25%	None Detected	
		100%	Organic Binders	75%		
	Asbestos Present: No		Total % Non-Asbestos:	100.0%	**Total %Asbestos:**	**No Asbestos Detected**
2142552-040	Bldg. B					
B-24C	JC, White, Homogeneous	LAYER 1			None Detected	
		100%	Gypsum/Binder/Filler	100%		
	Asbestos Present: No		Total % Non-Asbestos:	100.0%	**Total %Asbestos:**	**No Asbestos Detected**
2142552-041	Bldg. B					
B-25A	Vinyl Wall Paper, Yellow, Non-homogeneous	LAYER 1			None Detected	
		100%	Vinyl Binder/ Filler	100%		
	Asbestos Present: No		Total % Non-Asbestos:	100.0%	**Total %Asbestos:**	**No Asbestos Detected**
2142552-042	Bldg. B					
B-25B	Glue, White, Homogeneous	LAYER 1	Cellulose Fiber	25%	None Detected	
		100%	Organic Binders	100%		
	Asbestos Present: No		Total % Non-Asbestos:	100.0%	**Total %Asbestos:**	**No Asbestos Detected**
2142552-043	Bldg. B					
B-25C	JC, White, Homogeneous	LAYER 1			None Detected	
		100%	Gypsum/Binder/Filler	100%		
	Asbestos Present: No		Total % Non-Asbestos:	100.0%	**Total %Asbestos:**	**No Asbestos Detected**

ENVIRONMENTAL LABORATORIES LLC

1508 East 33rd Street
Signal Hill, CA 90755
Toll: 888-207-2022
Tel: 562-206-2770
Fax: 562-206-2773

Alta Environmental
3777 Long Beach Blvd.
Long Beach CA 90807
Attn.: Jim Byers

Report Number 2142552

Project Number SMSD-20-9850
Project Name Cabrillo Demo
Location Cabrillo E.S.- Bldg. B
PO Number
WO Number

Date Received 01/11/2021
Date Analyzed 01/13/2021
Date Reported 01/14/2021

Date Sampled 01/05/2021
Sampled By Randy Flores
Total Samples 58

Method of Analysis 40 CFR Part 763 Appendix E to Subpart E, EPA Method 600/M4-82-020; updated method 600 R-93/116 Determination of Asbestos in Bulk Building Materials.

Test Report

Laboratory ID / Sample No.	Sample Location / Description	Layer No. / Layer %	Non-Asbestos Components	(%)	Asbestos Type	(%)
2142552-044	Bldg. B					
B-26A	Vinyl Wall Paper, Yellow, Non-homogeneous	LAYER 1 100%	Vinyl Binder/ Filler	100%	None Detected	
	Asbestos Present: No		Total % Non-Asbestos:	100.0%	**Total %Asbestos:**	**No Asbestos Detected**
2142552-045	Bldg. B					
B-26B	Glue, White, Homogeneous	LAYER 1 100%	Cellulose Fiber Organic Binders	25% 75%	None Detected	
	Asbestos Present: No		Total % Non-Asbestos:	100.0%	**Total %Asbestos:**	**No Asbestos Detected**
2142552-046	Bldg. B					
B-26C	JC, White, Homogeneous	LAYER 1 100%	Gypsum/Binder/Filler	100%	None Detected	
	Asbestos Present: No		Total % Non-Asbestos:	100.0%	**Total %Asbestos:**	**No Asbestos Detected**
2142552-047	Bldg. B					
B-27	Smooth Plaster, Lt. Pink/Gray, Non-homogeneous	LAYER 1 100%	Jute Fiber Quartz Gypsum/Binder/Filler	<1% 40% 60%	None Detected	
	Asbestos Present: No		Total % Non-Asbestos:	100.0%	**Total %Asbestos:**	**No Asbestos Detected**
2142552-048	Bldg. B					
B-28	Smooth Plaster, Lt. Pink/Gray, Non-homogeneous	LAYER 1 100%	Quartz Gypsum/Binder/Filler	55% 45%	None Detected	
	Asbestos Present: No		Total % Non-Asbestos:	100.0%	**Total %Asbestos:**	**No Asbestos Detected**
2142552-049	Bldg. B					
B-29	Smooth Plaster, Lt. Pink/Gray, Non-homogeneous	LAYER 1 100%	Quartz Gypsum/Binder/Filler	55% 45%	None Detected	
	Asbestos Present: No		Total % Non-Asbestos:	100.0%	**Total %Asbestos:**	**No Asbestos Detected**

ENVIRONMENTAL LABORATORIES LLC

1508 East 33rd Street
Signal Hill, CA 90755
Toll: 888-207-2022
Tel: 562-206-2770
Fax: 562-206-2773

Alta Environmental
3777 Long Beach Blvd.
Long Beach CA 90807
Attn.: Jim Byers

Report Number 2142552

Project Number SMSD-20-9850
Project Name Cabrillo Demo
Location Cabrillo E.S.- Bldg. B
PO Number
WO Number

Date Received 01/11/2021
Date Analyzed 01/13/2021
Date Reported 01/14/2021

Date Sampled 01/05/2021
Sampled By Randy Flores
Total Samples 58

Method of Analysis 40 CFR Part 763 Appendix E to Subpart E, EPA Method 600/M4-82-020; updated method 600 R-93/116 Determination of Asbestos in Bulk Building Materials.

Test Report

Laboratory ID / Sample No.	Sample Location / Description	Layer No. / Layer %	Non-Asbestos Components	(%)	Asbestos Type	(%)
2142552-050	Bldg. B					
B-30	Non Skid Floor, Black, Homogeneous	LAYER 1			Chrysotile	10%
		100%	Quartz	15%		
			Bituminous Matrix	75%		
	Asbestos Present: Yes		Total % Non-Asbestos:	90.0%	**Total %Asbestos:**	**10.0%**
2142552-051	Bldg. B					
B-31	Non Skid Floor, Black, Homogeneous	LAYER 1			Chrysotile	10%
		100%	Quartz	15%		
			Bituminous Matrix	75%		
	Asbestos Present: Yes		Total % Non-Asbestos:	90.0%	**Total %Asbestos:**	**10.0%**
2142552-052	Bldg. B					
B-32	Non Skid Floor, Black, Homogeneous	LAYER 1			Chrysotile	10%
		100%	Quartz	15%		
			Bituminous Matrix	75%		
	Asbestos Present: Yes		Total % Non-Asbestos:	90.0%	**Total %Asbestos:**	**10.0%**
2142552-053	Bldg. B					
B-33A	9"x9" Floor Tile, Tan, Homogeneous	LAYER 1	Fibrous Talc	2%	Chrysotile	10%
		100%	Calcium Carbonate	20%		
			Vinyl Binder	68%		
	Asbestos Present: Yes		Total % Non-Asbestos:	90.0%	**Total %Asbestos:**	**10.0%**
2142552-054	Bldg. B					
B-33B	Mastic, Black, Homogeneous	LAYER 1			None Detected	
		100%	Bituminous Matrix/Filler	100%		
	Asbestos Present: No		Total % Non-Asbestos:	100.0%	**Total %Asbestos:**	**No Asbestos Detected**
2142552-055	Bldg. B					
B-34A	9"x9" Floor Tile, Tan, Homogeneous	LAYER 1	Fibrous Talc	2%	Chrysotile	10%
		100%	Calcium Carbonate	20%		
			Vinyl Binder	68%		
	Asbestos Present: Yes		Total % Non-Asbestos:	90.0%	**Total %Asbestos:**	**10.0%**
2142552-056	Bldg. B					
B-34B	Mastic, Black, Homogeneous	LAYER 1			None Detected	
		100%	Bituminous Matrix	100%		
	Asbestos Present: No		Total % Non-Asbestos:	100.0%	**Total %Asbestos:**	**No Asbestos Detected**

ENVIRONMENTAL LABORATORIES LLC

1508 East 33rd Street
Signal Hill, CA 90755
Toll: 888-207-2022
Tel: 562-206-2770
Fax: 562-206-2773

Alta Environmental
3777 Long Beach Blvd.
Long Beach CA 90807
Attn.: Jim Byers

Report Number 2142552

Project Number SMSD-20-9850
Project Name Cabrillo Demo
Location Cabrillo E.S.- Bldg. B
PO Number
WO Number

Date Received 01/11/2021
Date Analyzed 01/13/2021
Date Reported 01/14/2021

Date Sampled 01/05/2021
Sampled By Randy Flores
Total Samples 58

Method of Analysis 40 CFR Part 763 Appendix E to Subpart E, EPA Method 600/M4-82-020; updated method 600 R-93/116 Determination of Asbestos in Bulk Building Materials.

Test Report

Laboratory ID / Sample No.	Sample Location / Description	Layer No. / Layer %	Non-Asbestos Components	(%)	Asbestos Type	(%)
2142552-057	Bldg. B					
B-35A	9"x9" Floor Tile, Tan, Homogeneous	LAYER 1	Fibrous Talc	2%	Chrysotile	10%
		100%	Calcium Carbonate	20%		
			Vinyl Binder	68%		
	Asbestos Present: Yes		Total % Non-Asbestos:	90.0%	**Total %Asbestos:**	**10.0%**
2142552-058	Bldg. B					
B-35B	Mastic, Black, Homogeneous	LAYER 1			None Detected	
		100%	Bituminous Matrix	100%		
	Asbestos Present: No		Total % Non-Asbestos:	100.0%	**Total %Asbestos:**	**No Asbestos Detected**

Method Detection Limit: Less than one percent (<1%). Asbestos content has been determined using calibrated visual estimation (CVES). Samples tested were received in acceptable condition unless otherwise stated. Test report relates only to items tested. Non-homogeneous samples containing discrete and separable layers are analyzed and reported separately; composite results may be reported upon customer's request. Non-homogeneous samples with inseparable layers are analyzed and reported as composite samples. Due to the limitations of Polarized Light Microscopy, samples reported as None Detected or with low asbestos concentrations may not be reliable and further analysis such as TEM is recommended to confirm PLM results. This report shall not be reproduced except in full without the written approval of this laboratory. This report may not be used by the customer to claim product certification, endorsement, or approval by NIST/NVLAP or any agency of the government. Samples shall be disposed according to local, state and federal laws, 30 days after results are reported unless otherwise instructed.

CA-ELAP #2823

Cristina E Tabatt

Analyst - Cristina Tabatt

Cristina E Tabatt

Approved Signatory Cristina E. Tabatt

NVLAP TESTING
NVLAP Lab Code 500044-0

CHAIN OF CUSTODY

AQ ENVIRONMENTAL LABORATORIES
1508 E. 33rd Street
Signal Hill, CA 90755
562-206-2770 Tel
562-206-2773 Fax
services@AQenvlabs.com

(Lab) Order No. 2142550 thru 2142556

CUSTOMER INFORMATION

Company	NV5
Address	3777 Long Beach Boulevard
City/State/Zip	Long Beach, CA 90807
Contact	Jim Byers
Office Phone	562/ 495-5777
Cell	
Fax	562/ 495-5877
Email	Jim.Byers

Turnaround Time		Shipped By		Report Send Via:	
Same Day	☐	Fedex	☐	Web	☐
1 Day	☐	UPS	☐	Email	☑
2 Day	☐	USPS	☐	Fax	☐
3 Day	☑	Drop Off	☑	Verbal	☐
5 Day	☐	Drop Box	☐	Mail	☐
Weekend	☐	Other	☐	Pick up	☐

Special Instructions: cc's Therese & Randy

PROJECT INFORMATION

Project Name:	Cabrillo Demo
Project Number:	SMSD-20-9850
Location:	Cabrillo E.S.
PO Number:	
Work Order No.:	
Sampled By:	Randy Flores

PLM		PCM		MOLD		LEAD (Pb)		
PLM EPA 600/M4-82-020	☑	NIOSH 7400A	☐	Spore Trap	☐	Air	☐	TTLC ☐
PLM 400 Pt. Count (<0.25%)	☐	NIOSH 7400B	☐	Tape Lift	☐	Paint	☐	
PLM 1000 Pt. Count (<0.1%)	☐	w/ TWA	☐	Bulk Sample	☐	Wipe	☐	
						Soil	☐	

SAMPLE ID	SAMPLE TYPE	LOCATION	Date Sampled	Start Time / Stop Time	Avg Flow Rate	Volume (L)
BGW-1	White Roof - Membrane	Boys & Girls Club - West Relocatable	1/12/20			
2	↓	↓	↓			
3	↓	↓	↓			
4	White Wood-caulk	↓	↓			
5	↓	↓	↓			
6	↓	↓	↓			
7	NON SKID-flooring	↓	↓			
8	↓	↓	↓			
9	↓	↓	↓			
10	2x4-Directional crevices Ceiling tiles	↓	↓			

Relinquished By:	Randy Flores
Date/Time:	1-8-2021 1900
Received By:	
Date/Time:	1/11/21 0800

Lab Forms
Ver. 082411

CHAIN OF CUSTODY

AQ ENVIRONMENTAL LABORATORIES

1508 E. 33rd Street
Signal Hill, CA 90755
562-206-2770 Tel
562-206-2773 Fax
services@AQenvlabs.com

Company: NV5
Project Number: SMSD-20-9850
Project Name: Cabrillo Demo

Analysis:

TAT:

(Lab) Order No. 2142550 thm 2142556

SAMPLE ID	SAMPLE TYPE	LOCATION	Date Sampled	Start Time / Stop Time	Avg Flow Rate	Volume (L)
BGW-11	2x4' Directional Crevices Ceiling tiles	Boys & Girls Club — West, Relocatable	11/12/20			
12						
13	Fiber Board w/Glue on Dry Wall (core)					
14						
15						
16	Barrier Paper					
17						
18						
19	4" Gray Cove Base w/Tan mastic					
20						
21						
22	12"x12" L. Gray w/streaks — w/Glue & Leveling Compound					
23						
24						
25	12"x12" L. BLUE w/STREAKS — w/Glue & Leveling Compound					
26						
27						
BGE-1	Gray Sealant	Boys & Girls Club — EAST RELOCATABLE	11/12/20			
2						
3						

Relinquished By:	Received By:
Date/Time: 1-8-2021 1900	Date/Time: 1/11/21 0800

Lab Forms
Ver. 082411

CHAIN OF CUSTODY

AQ ENVIRONMENTAL LABORATORIES

1508 E. 33rd Street
Signal Hill, CA 90755
562-206-2770 Tel
562-206-2773 Fax
services@AQenvlabs.com

Company: NV5

Project Number: 5M5D-20-9850

Project Name: Cabrillo Demo

Analysis:

TAT:

(Lab) Order No. 2142550 thru 2142556

SAMPLE ID	SAMPLE TYPE	LOCATION	Date Sampled	Start Time / Stop Time	Avg Flow Rate	Volume (L)
BGE - 4	White Wood Caulk	Boys & Girls Club EAST Relocatable	11/12/20			
5	↓	↓	↓			
6	↓	↓	↓			
7	NON-SKID FLOORING	↓	↓			
8	↓	↓	↓			
9	↓	↓	↓			
10	2'x4' Fissured ceiling tiles	↓	↓			
11	↓	↓	↓			
12	↓	↓	↓			
13	Fiber Board w/Glue on Dry Wall (core)	↓	↓			
14	↓	↓	↓			
15	↓	↓	↓			
16	Barrier Paper	↓	↓			
17	↓	↓	↓			
18	↓	↓	↓			
19	12"x12" L. Gray w/Streaks w/Glue & Leveling Compound	↓	↓			
20	↓	↓	↓			
21	↓	↓	↓			
22	4" Gray Cove Base w/TAN MASTIC	↓	↓			
23	↓	↓	↓			

Relinquished By: [signature]

Date/Time: 1-8-2021 1900

Received By: [signature]

Date/Time: 1/11/21 0800

Lab Forms
Ver. 082411

CHAIN OF CUSTODY

1508 E. 33rd Street
Signal Hill, CA 90755
562-206-2770 Tel
562-206-2773 Fax
services@AQenvlabs.com

Company: Alta Environmental
Project Number: SMSD-20-9850
Project Name: Cabrillo Demo

Analysis:
TAT:
(Lab) Order No. 2142550 thru 2142556

SAMPLE ID	SAMPLE TYPE	LOCATION	Date Sampled	Start Time / Stop Time	Avg Flow Rate	Volume (L)
BGE-24	4" Gray Cove Base w/TAN MASTIC	Boys & Girls Club — East Relocatable	1/12/20			
B - 1	12"x12" yellow FLOORTILE w/Gray leveling Compound	Bldg. B	1/5/21			
2	↓	↓	↓			
3	↓	↓	↓			
4	4" BLACK COVEBASE w/TAN MASTIC	↓	↓			
5	↓	↓	↓			
6	↓	↓	↓			
7	CARPET GLUE	↓	↓			
8	↓	↓	↓			
9	↓	↓	↓			
10	Window + Door SEALANT	↓	↓			
11	↓	↓	↓			
12	↓	↓	↓			
13	DOOR CAULKING	↓	↓			
14	↓	↓	↓			
15	↓	↓	↓			
16	Barrier Paper	↓	↓			
17	↓	↓	↓			
18	↓	↓	↓			
19	Dry Wall w/J.C.	↓	↓			

Relinquished By: [signature]
Date/Time: 1-8-2021 1900

Received By: [signature]
Date/Time: 1/11/21 0800

CHAIN OF CUSTODY

1508 E. 33rd Street
Signal Hill, CA 90755
562-206-2770 Tel
562-206-2773 Fax
services@AQenvlabs.com

Company:	Alta Environmental
Project Number:	SMSD-20-9850
Project Name:	Cabrillo Reno

Analysis:

TAT:

(Lab) Order No. 2142550 thm 2142556

SAMPLE ID	SAMPLE TYPE	LOCATION	Date Sampled	Start Time / Stop Time	Avg Flow Rate	Volume (L)
B-20	Dry Wall w/ J.C.	Bldg. B	1/5/21			
21						
22						
23						
24	Vinyl Wall Paper w/ Glue & J.C.					
25						
26						
27	Smooth Plaster					
28						
29						
30	NON SKID floor					
31						
32						
33	9"x9" Tan Floor Tile w/ BLACK MASTIC					
34						
35						
C-1	Carpet Glue	Bldg. C	1/6/21			
2						
3						
4	Barrier Paper					

Relinquished By:	
Date/Time:	1-8-2021
Received By:	
Date/Time:	1/11/21 0800

CHAIN OF CUSTODY

1508 E. 33rd Street
Signal Hill, CA 90755
562-206-2770 Tel
562-206-2773 Fax
services@AQenvlabs.com

AQ ENVIRONMENTAL LABORATORIES

Company: Alta Environmental
Project Number: SMSD-20-9850
Project Name: Cabrillo Demo

Analysis:
TAT:
(Lab) Order No. 2142550 thru 2142556

SAMPLE ID	SAMPLE TYPE	LOCATION	Date Sampled	Start Time / Stop Time	Avg Flow Rate	Volume (L)
C-5	Barrie Paper	Bldg. C	1/6/21			
6						
7	Vinyl Sheet Wall Paper					
8						
9						
10	2"x4" fissured Ceiling tiles					
11						
12						
13	4" Black Cove Base w/ Tan Mastic					
14						
15						
16	12"x12" Blue floor tile w/ Glue					
17						
18						
19	Black window Sealant					
20						
21						
22	White window Putty					
23						
24						

Relinquished By: Randy Tu
Date/Time: 1-8-2021

Received By: [signature]
Date/Time: 1/11/21 0800

Lab Forms
Ver. 082411

CHAIN OF CUSTODY

1508 E. 33rd Street
Signal Hill, CA 90755
562-206-2770 Tel
562-206-2773 Fax
services@AQenvlabs.com

Company:	Alta Environmental
Project Number:	SMSD-20-9850
Project Name:	Cabrillo Demo

Analysis:

TAT:

(Lab) Order No. 2142550 thru 2142556

SAMPLE ID	SAMPLE TYPE	LOCATION	Date Sampled	Start Time / Stop Time	Avg Flow Rate	Volume (L)
D-1	Barrier Paper	Bldg. D	1/7/21			
2	↓	↓	↓			
3	↓	↓	↓			
4	Black Window Sealant	↓	↓			
5	↓	↓	↓			
6	↓	↓	↓			
7	Door Caulk	↓	↓			
8	↓	↓	↓			
9	↓	↓	↓			
10	Gray Window Sealant	↓	↓			
11	↓	↓	↓			
12	12"x12" ~~BLUE FLOOR TILE~~	↓	↓			
13	w/Glue & Leveling Compound	↓	↓			
14	↓	↓	↓			
15	2'x4' fissured	↓	↓			
16	Ceiling tiles	↓	↓			
17	↓	↓	↓			
18	↓	↓	↓			
19	4" Black Cove Base w/ TAN MASTIC	↓	↓			
20	↓	↓	↓			

Relinquished By:	
Date/Time:	1-8-2021 1900
Received By:	
Date/Time:	1/11/21 0800

CHAIN OF CUSTODY

1508 E. 33rd Street
Signal Hill, CA 90755
562-206-2770 Tel
562-206-2773 Fax
services@AQenvlabs.com

Company:	Alta Environmental
Project Number:	SMSD-20-9850
Project Name:	Cabrillo Demo

Analysis:

TAT:

(Lab) Order No. 2142550 thru 2142556

SAMPLE ID	SAMPLE TYPE	LOCATION	Date Sampled	Start Time / Stop Time	Avg Flow Rate	Volume (L)
D-21	4" Cove Base w/ Tan Mastic	Bldg. D	1/7/21			
22	Carpet Glue					
23						
24						
25	Debri on Floor (Chalk Board Marks)					
26						
27						
28	Black Mastic (Chalk Board)					
29						
30						
31	New Roof Core (Patched Area)					
32						
33						
CS-1	Cement	Cabrillo E.S. Walkways	1/8/21			
2						
3						
4						
5						
6						
7						

Relinquished By:	Received By:
Date/Time: 1-8-2021 1900	Date/Time: 1/11/21 0800

Lab Forms
Ver. 082411

CHAIN OF CUSTODY

1508 E. 33rd Street
Signal Hill, CA 90755
562-206-2770 Tel
562-206-2773 Fax
services@AQenvlabs.com

Company:	Alta Environmental
Project Number:	SMSD-20-9850
Project Name:	Cabrillo Demo

Analysis:

TAT:

(Lab) Order No. 2142550 thru 2142556

SAMPLE ID	SAMPLE TYPE	LOCATION	Date Sampled	Start Time / Stop Time	Avg Flow Rate	Volume (L)
E- 1	Black Window Sealant	BLDG. E	1/7/21			
2	↓	↓	↓			
3	↓	↓	↓			
4	Carpet Glue	↓	↓			
5	↓	↓	↓			
6	↓	↓	↓			
7	4" Black Cove Base w/Tan Mastic	↓	↓			
8	↓	↓	↓			
9	↓	↓	↓			
10	Smooth Plaster	↓	↓			
11	↓	↓	↓			
12	↓	↓	↓			
13	↓	↓	↓			
14	↓	↓	↓			
15	L. Blue Epoxy Flooring	↓	↓			
16	↓	↓	↓			
17	↓	↓	↓			
18	Door Caulk	↓	↓			
19	↓	↓	↓			
20	↓	↓	↓			

Relinquished By:	Randy Tan
Date/Time:	1-8-2021 1900
Received By:	[signature]
Date/Time:	1/11/21 0800

Lab Forms
Ver. 082411

CHAIN OF CUSTODY

1508 E. 33rd Street
Signal Hill, CA 90755
562-206-2770 Tel
562-206-2773 Fax
services@AQenvlabs.com

Company:	Alta Environmental
Project Number:	SMSD-20-9850
Project Name:	Cabrillo Demo

Analysis:

TAT:

(Lab) Order No. 2142550 thru 2142556

SAMPLE ID	SAMPLE TYPE	LOCATION	Date Sampled	Start Time / Stop Time	Avg Flow Rate	Volume (L)
D-34	Rough Plaster	Bldg. D	1/7/21			
35	"	"	"			
36	"	"	"			

Relinquished By:	Received By:
Date/Time: 1-8-2021 1900	Date/Time: 1/11/21 0800

Lab Forms
Ver. 082411

ENVIRONMENTAL LABORATORIES LLC

1508 East 33rd Street
Signal Hill, CA 90755
Toll: 888-207-2022
Tel: 562-206-2770
Fax: 562-206-2773

Alta Environmental
3777 Long Beach Blvd.
Long Beach CA 90807
Attn.: Jim Byers

Report Number 2142553

Project Number SMSD-20-9850
Project Name Cabrillo Demo
Location Cabrillo E.S.- Bldg. C
PO Number
WO Number

Date Received 01/11/2021
Date Analyzed 01/12/2021
Date Reported 01/14/2021

Date Sampled 01/06/2021
Sampled By Randy Flores
Total Samples 30

Method of Analysis 40 CFR Part 763 Appendix E to Subpart E, EPA Method 600/M4-82-020; updated method 600 R-93/116 Determination of Asbestos in Bulk Building Materials.

Test Report

Laboratory ID / Sample No.	Sample Location / Description	Layer No. / Layer %	Non-Asbestos Components	(%)	Asbestos Type	(%)
2142553-001	Bldg. C					
C-1	Carpet Glue, Yellow/Gray, Non-homogeneous	LAYER 1 100%	Organic Binders/Filler	100%	None Detected	
	Asbestos Present: No		Total % Non-Asbestos:	100.0%	**Total %Asbestos:**	**No Asbestos Detected**
2142553-002	Bldg. C					
C-2	Carpet Glue, Yellow/Gray, Non-homogeneous	LAYER 1 100%	Organic Binders/Filler	100%	None Detected	
	Asbestos Present: No		Total % Non-Asbestos:	100.0%	**Total %Asbestos:**	**No Asbestos Detected**
2142553-003	Bldg. C					
C-3	Carpet Glue, Yellow/Gray, Non-homogeneous	LAYER 1 100%	Organic Binders/Filler	100%	None Detected	
	Asbestos Present: No		Total % Non-Asbestos:	100.0%	**Total %Asbestos:**	**No Asbestos Detected**
2142553-004	Bldg. C					
C-4	Barrier Paper, Brown/Black, Non-homogeneous	LAYER 1 100%	Cellulose Fiber Bituminous Matrix	65% 35%	None Detected	
	Asbestos Present: No		Total % Non-Asbestos:	100.0%	**Total %Asbestos:**	**No Asbestos Detected**
2142553-005	Bldg. C					
C-5	Barrier Paper, Brown/Black, Non-homogeneous	LAYER 1 100%	Cellulose Fiber Bituminous Matrix	65% 35%	None Detected	
	Asbestos Present: No		Total % Non-Asbestos:	100.0%	**Total %Asbestos:**	**No Asbestos Detected**
2142553-006	Bldg. C					
C-6	Barrier Paper, Brown/Black, Non-homogeneous	LAYER 1 100%	Cellulose Fiber Bituminous Matrix	65% 35%	None Detected	
	Asbestos Present: No		Total % Non-Asbestos:	100.0%	**Total %Asbestos:**	**No Asbestos Detected**
2142553-007	Bldg. C					
C-7	Vinyl Sheet Wall Paper, Cream, Non-homogeneous	LAYER 1 100%	Binder/Filler	100%	None Detected	
	Asbestos Present: No		Total % Non-Asbestos:	100.0%	**Total %Asbestos:**	**No Asbestos Detected**

ENVIRONMENTAL LABORATORIES LLC

1508 East 33rd Street
Signal Hill, CA 90755
Toll: 888-207-2022
Tel: 562-206-2770
Fax: 562-206-2773

Alta Environmental
3777 Long Beach Blvd.
Long Beach CA 90807
Attn.: Jim Byers

Report Number 2142553

Project Number SMSD-20-9850
Project Name Cabrillo Demo
Location Cabrillo E.S.- Bldg. C
PO Number
WO Number

Date Received 01/11/2021
Date Analyzed 01/12/2021
Date Reported 01/14/2021

Date Sampled 01/06/2021
Sampled By Randy Flores
Total Samples 30

Method of Analysis 40 CFR Part 763 Appendix E to Subpart E, EPA Method 600/M4-82-020; updated method 600 R-93/116 Determination of Asbestos in Bulk Building Materials.

Test Report

Laboratory ID / Sample No.	Sample Location / Description	Layer No. / Layer %	Non-Asbestos Components	(%)	Asbestos Type	(%)
2142553-008	Bldg. C					
C-8	Vinyl Sheet Wall Paper, Cream, Non-homogeneous	LAYER 1 100%	Binder/Filler	100%	None Detected	
	Asbestos Present: No		Total % Non-Asbestos:	100.0%	**Total %Asbestos:**	**No Asbestos Detected**
2142553-009	Bldg. C					
C-9	Vinyl Sheet Wall Paper, Cream, Non-homogeneous	LAYER 1 100%	Binder/Filler	100%	None Detected	
	Asbestos Present: No		Total % Non-Asbestos:	100.0%	**Total %Asbestos:**	**No Asbestos Detected**
2142553-010	Bldg. C					
C-10	2'x4' Fissured Ceiling Tiles, White/ Beige, Non-homogeneous	LAYER 1 100%	Cellulose Fiber Fibrous Glass Perlite Binder/Filler	55% 5% 35% 5%	None Detected	
	Asbestos Present: No		Total % Non-Asbestos:	100.0%	**Total %Asbestos:**	**No Asbestos Detected**
2142553-011	Bldg. C					
C-11	2'x4' Fissured Ceiling Tiles, White/ Beige, Non-homogeneous	LAYER 1 100%	Cellulose Fiber Fibrous Glass Perlite Binder/Filler	55% 5% 35% 5%	None Detected	
	Asbestos Present: No		Total % Non-Asbestos:	100.0%	**Total %Asbestos:**	**No Asbestos Detected**
2142553-012	Bldg. C					
C-12	2'x4' Fissured Ceiling Tiles, White/ Beige, Non-homogeneous	LAYER 1 100%	Cellulose Fiber Fibrous Glass Perlite Binder/Filler	55% 5% 35% 5%	None Detected	
	Asbestos Present: No		Total % Non-Asbestos:	100.0%	**Total %Asbestos:**	**No Asbestos Detected**
2142553-013	Bldg. C					
C-13A	4" Covebase, Black, Homogeneous	LAYER 1 100%	Calcium Carbonate Vinyl Binder	40% 60%	None Detected	
	Asbestos Present: No		Total % Non-Asbestos:	100.0%	**Total %Asbestos:**	**No Asbestos Detected**

ENVIRONMENTAL LABORATORIES LLC

1508 East 33rd Street
Signal Hill, CA 90755
Toll: 888-207-2022
Tel: 562-206-2770
Fax: 562-206-2773

Alta Environmental
3777 Long Beach Blvd.
Long Beach CA 90807
Attn.: Jim Byers

Report Number 2142553

Project Number SMSD-20-9850
Project Name Cabrillo Demo
Location Cabrillo E.S.- Bldg. C
PO Number
WO Number

Date Received 01/11/2021
Date Analyzed 01/12/2021
Date Reported 01/14/2021

Date Sampled 01/06/2021
Sampled By Randy Flores
Total Samples 30

Method of Analysis 40 CFR Part 763 Appendix E to Subpart E, EPA Method 600/M4-82-020; updated method 600 R-93/116 Determination of Asbestos in Bulk Building Materials.

Test Report

Laboratory ID / Sample No.	Sample Location / Description	Layer No. / Layer %	Non-Asbestos Components	(%)	Asbestos Type	(%)
2142553-014	Bldg. C					
C-13B	Glue, Tan (Cream), Homogeneous	LAYER 1			None Detected	
		100%	Organic Binders/Filler	100%		
	Asbestos Present: No		Total % Non-Asbestos:	100.0%	**Total %Asbestos:**	**No Asbestos Detected**
2142553-015	Bldg. C					
C-14A	4" Covebase, Black, Homogeneous	LAYER 1			None Detected	
		100%	Calcium Carbonate	40%		
			Vinyl Binder	60%		
	Asbestos Present: No		Total % Non-Asbestos:	100.0%	**Total %Asbestos:**	**No Asbestos Detected**
2142553-016	Bldg. C					
C-14B	Glue, Tan (Cream), Homogeneous	LAYER 1			None Detected	
		100%	Organic Binders/Filler	100%		
	Asbestos Present: No		Total % Non-Asbestos:	100.0%	**Total %Asbestos:**	**No Asbestos Detected**
2142553-017	Bldg. C					
C-15A	4" Covebase, Black, Homogeneous	LAYER 1			None Detected	
		100%	Calcium Carbonate	40%		
			Vinyl Binder	60%		
	Asbestos Present: No		Total % Non-Asbestos:	100.0%	**Total %Asbestos:**	**No Asbestos Detected**
2142553-018	Bldg. C					
C-15B	Glue, Tan, Homogeneous	LAYER 1			None Detected	
		100%	Organic Binders/Filler	100%		
	Asbestos Present: No		Total % Non-Asbestos:	100.0%	**Total %Asbestos:**	**No Asbestos Detected**
2142553-019	Bldg. C					
C-16A	12"x12" Floor Tile, Blue, Non-homogeneous	LAYER 1	Cellulose Fiber	40%	None Detected	
		100%	Synthetic Fiber	15%		
			Vinyl Binder/ Filler	45%		
	Asbestos Present: No		Total % Non-Asbestos:	100.0%	**Total %Asbestos:**	**No Asbestos Detected**

ENVIRONMENTAL LABORATORIES LLC

1508 East 33rd Street
Signal Hill, CA 90755
Toll: 888-207-2022
Tel: 562-206-2770
Fax: 562-206-2773

Alta Environmental
3777 Long Beach Blvd.
Long Beach CA 90807
Attn.: Jim Byers

Report Number 2142553

Project Number SMSD-20-9850
Project Name Cabrillo Demo
Location Cabrillo E.S.- Bldg. C
PO Number
WO Number

Date Received 01/11/2021
Date Analyzed 01/12/2021
Date Reported 01/14/2021

Date Sampled 01/06/2021
Sampled By Randy Flores
Total Samples 30

Method of Analysis 40 CFR Part 763 Appendix E to Subpart E, EPA Method 600/M4-82-020; updated method 600 R-93/116 Determination of Asbestos in Bulk Building Materials.

Test Report

Laboratory ID / Sample No.	Sample Location / Description	Layer No. / Layer %	Non-Asbestos Components	(%)	Asbestos Type	(%)
2142553-020	Bldg. C					
C-16B	Glue, Colorless, Homogeneous	LAYER 1			None Detected	
		100%	Organic Binders/Filler	100%		
	Asbestos Present: No		Total % Non-Asbestos:	100.0%	**Total %Asbestos:**	**No Asbestos Detected**
2142553-021	Bldg. C					
C-17A	12"x12" Floor Tile, Blue, Non-homogeneous	LAYER 1	Cellulose Fiber	40%	None Detected	
		100%	Synthetic Fiber	15%		
			Vinyl Binder/ Filler	45%		
	Asbestos Present: No		Total % Non-Asbestos:	100.0%	**Total %Asbestos:**	**No Asbestos Detected**
2142553-022	Bldg. C					
C-17B	Adhesive, Colorless, Homogeneous	LAYER 1			None Detected	
		100%	Organic Binders/Filler	100%		
	Asbestos Present: No		Total % Non-Asbestos:	100.0%	**Total %Asbestos:**	**No Asbestos Detected**
2142553-023	Bldg. C					
C-18A	12"x12" Floor Tile, Blue	LAYER 1	Cellulose Fiber	40%	None Detected	
		100%	Synthetic Fiber	15%		
			Vinyl Binder/ Filler	45%		
	Asbestos Present: No		Total % Non-Asbestos:	100.0%	**Total %Asbestos:**	**No Asbestos Detected**
2142553-024	Bldg. C					
C-18B	Adhesive, Colorless, Homogeneous	LAYER 1			None Detected	
		100%	Organic Binders/Filler	100%		
	Asbestos Present: No		Total % Non-Asbestos:	100.0%	**Total %Asbestos:**	**No Asbestos Detected**
2142553-025	Bldg. C					
C-19	Window Sealant, Blue/Black, Non-homogeneous	LAYER 1			None Detected	
		100%	Silicone-like material	100%		
	Asbestos Present: No		Total % Non-Asbestos:	100.0%	**Total %Asbestos:**	**No Asbestos Detected**

ENVIRONMENTAL LABORATORIES LLC

1508 East 33rd Street
Signal Hill, CA 90755
Toll: 888-207-2022
Tel: 562-206-2770
Fax: 562-206-2773

Alta Environmental
3777 Long Beach Blvd.
Long Beach CA 90807
Attn.: Jim Byers

Report Number 2142553

Project Number SMSD-20-9850
Project Name Cabrillo Demo
Location Cabrillo E.S.- Bldg. C
PO Number
WO Number

Date Received 01/11/2021
Date Analyzed 01/12/2021
Date Reported 01/14/2021

Date Sampled 01/06/2021
Sampled By Randy Flores
Total Samples 30

Method of Analysis 40 CFR Part 763 Appendix E to Subpart E, EPA Method 600/M4-82-020; updated method 600 R-93/116 Determination of Asbestos in Bulk Building Materials.

Test Report

Laboratory ID / Sample No.	Sample Location Description	Layer No. / Layer %	Non-Asbestos Components	(%)	Asbestos Type	(%)
2142553-026	Bldg. C					
C-20	Window Sealant, Blue/Black, Non-homogeneous	LAYER 1 100%	Silicone-like material	100%	None Detected	
	Asbestos Present: No		Total % Non-Asbestos:	100.0%	**Total %Asbestos:**	**No Asbestos Detected**
2142553-027	Bldg. C					
C-21	Window Sealant, Blue/Black, Non-homogeneous	LAYER 1 100%	Silicone-like material	100%	None Detected	
	Asbestos Present: No		Total % Non-Asbestos:	100.0%	**Total %Asbestos:**	**No Asbestos Detected**
2142553-028	Bldg. C					
C-22	Window Putty, Blue/White, Non-homogeneous	LAYER 1 100%	Gypsum/Binder/Filler	100%	None Detected	
	Asbestos Present: No		Total % Non-Asbestos:	100.0%	**Total %Asbestos:**	**No Asbestos Detected**
2142553-029	Bldg. C					
C-23	Window Putty, Blue/White, Non-homogeneous	LAYER 1 100%	Gypsum/Binder/Filler	100%	None Detected	
	Asbestos Present: No		Total % Non-Asbestos:	100.0%	**Total %Asbestos:**	**No Asbestos Detected**
2142553-030	Bldg. C					
C-24	Window Putty, Blue/White, Non-homogeneous	LAYER 1 100%	Gypsum/Binder/Filler	100%	None Detected	
	Asbestos Present: No		Total % Non-Asbestos:	100.0%	**Total %Asbestos:**	**No Asbestos Detected**

Method Detection Limit: Less than one percent (<1%). Asbestos content has been determined using calibrated visual estimation (CVES). Samples tested were received in acceptable condition unless otherwise stated. Test report relates only to items tested. Non-homogeneous samples containing discrete and separable layers are analyzed and reported separately; composite results may be reported upon customer's request. Non-homogeneous samples with inseparable layers are analyzed and reported as composite samples. Due to the limitations of Polarized Light Microscopy, samples reported as None Detected or with low asbestos concentrations may not be reliable and further analysis such as TEM is recommended to confirm PLM results. This report shall not be reproduced except in full without the written approval of this laboratory. This report may not be used by the customer to claim product certification, endorsement, or approval by NIST/NVLAP or any agency of the government. Samples shall be disposed according to local, state and federal laws, 30 days after results are reported unless otherwise instructed.

CA-ELAP #2823

Cristina E Tabatt

Analyst - Cristina Tabatt

Cristina E Tabatt

Approved Signatory Cristina E. Tabatt

NVLAP® TESTING
NVLAP Lab Code 500044-0

CHAIN OF CUSTODY

AQ ENVIRONMENTAL LABORATORIES
1508 E. 33rd Street
Signal Hill, CA 90755
562-206-2770 Tel
562-206-2773 Fax
services@AQenvlabs.com

(Lab) Order No. 2142550 thru 2142556

CUSTOMER INFORMATION

Company	NV5
Address	3777 Long Beach Boulevard
City/State/Zip	Long Beach, CA 90807
Contact	Jim Byers
Office Phone	562/ 495-5777
Cell	
Fax	562/ 495-5877
Email	Jim.Byers

Turnaround Time		Shipped By		Report Send Via:	
Same Day	☐	Fedex	☐	Web	☐
1 Day	☐	UPS	☐	Email	☑
2 Day	☐	USPS	☐	Fax	☐
3 Day	☑	Drop Off	☑	Verbal	☐
5 Day	☐	Drop Box	☐	Mail	☐
Weekend	☐	Other	☐	Pick up	☐

Special Instructions: cc's Therese & Randy

PROJECT INFORMATION

Project Name:	Cabrillo Demo
Project Number:	SMSD-20-9850
Location:	Cabrillo E.S.
PO Number:	
Work Order No.:	
Sampled By:	Randy Flores

PLM		PCM		MOLD		LEAD (Pb)		
PLM EPA 600/M4-82-020	☑	NIOSH 7400A	☐	Spore Trap	☐	Air	☐	TTLC ☐
PLM 400 Pt. Count (<0.25%)	☐	NIOSH 7400B	☐	Tape Lift	☐	Paint	☐	
PLM 1000 Pt. Count (<0.1%)	☐	w/ TWA	☐	Bulk Sample	☐	Wipe	☐	
						Soil	☐	

SAMPLE ID	SAMPLE TYPE	LOCATION	Date Sampled	Start Time / Stop Time	Avg Flow Rate	Volume (L)
BGW-1	White Roof - Membrane	Boys & Girls Club - West Relocatable	1/12/20			
2	↓	↓	↓			
3	↓	↓	↓			
4	White Wood-caulk	↓	↓			
5	↓	↓	↓			
6	↓	↓	↓			
7	NON SKID-flooring	↓	↓			
8	↓	↓	↓			
9	↓	↓	↓			
10	2x4-Directional crevices Ceiling tiles	↓	↓			

Relinquished By:	Randy Flores
Date/Time:	1-8-2021 1900
Received By:	
Date/Time:	1/11/21 0800

Lab Forms
Ver. 082411

CHAIN OF CUSTODY

AQ ENVIRONMENTAL LABORATORIES

1508 E. 33rd Street
Signal Hill, CA 90755
562-206-2770 Tel
562-206-2773 Fax
services@AQenvlabs.com

Company: NV5
Project Number: SMSD-20-9850
Project Name: Cabrillo Demo

Analysis:

TAT:

(Lab) Order No. 2142550 thm 2142556

SAMPLE ID	SAMPLE TYPE	LOCATION	Date Sampled	Start Time / Stop Time	Avg Flow Rate	Volume (L)
BGW-11	2x4' Directional Crevices Ceiling tiles	Boys & Girls Club — West, Relocatable	11/12/20			
12						
13	Fiber Board w/Glue on Dry Wall (core)					
14						
15						
16	Barrier Paper					
17						
18						
19	4" Gray Cove Base w/Tan mastic					
20						
21						
22	12"x12" L. Gray w/streaks — w/Glue & Leveling Compound					
23						
24						
25	12"x12" L. BLUE w/STREAKS — w/Glue & Leveling Compound					
26						
27						
BGE-1	Gray Sealant	Boys & Girls Club — EAST RELOCATABLE	11/12/20			
2						
3						

Relinquished By:	Received By:
Date/Time: 1-8-2021 1900	Date/Time: 1/11/21 0800

Lab Forms
Ver. 082411

CHAIN OF CUSTODY

AQ ENVIRONMENTAL LABORATORIES

1508 E. 33rd Street
Signal Hill, CA 90755
562-206-2770 Tel
562-206-2773 Fax
services@AQenvlabs.com

Company: NV5

Project Number: 5M5D-20-9850

Project Name: Cabrillo Demo

Analysis:

TAT:

(Lab) Order No. 2142550 thru 2142556

SAMPLE ID	SAMPLE TYPE	LOCATION	Date Sampled	Start Time / Stop Time	Avg Flow Rate	Volume (L)
BGE - 4	White Wood Caulk	Boys & Girls Club EAST Relocatable	11/12/20			
5	↓	↓	↓			
6	↓	↓	↓			
7	NON-SKID FLOORING	↓	↓			
8	↓	↓	↓			
9	↓	↓	↓			
10	2'x4' Fissured ceiling tiles	↓	↓			
11	↓	↓	↓			
12	↓	↓	↓			
13	Fiber Board w/Glue on Dry Wall (core)	↓	↓			
14	↓	↓	↓			
15	↓	↓	↓			
16	Barrier Paper	↓	↓			
17	↓	↓	↓			
18	↓	↓	↓			
19	12"x12" L. Gray w/Streaks w/Glue & Leveling Compound	↓	↓			
20	↓	↓	↓			
21	↓	↓	↓			
22	4" Gray Cove Base w/TAN MASTIC	↓	↓			
23	↓	↓	↓			

Relinquished By: [signature]

Date/Time: 1-8-2021 1900

Received By: [signature]

Date/Time: 1/11/21 0800

Lab Forms
Ver. 082411

CHAIN OF CUSTODY

1508 E. 33rd Street
Signal Hill, CA 90755
562-206-2770 Tel
562-206-2773 Fax
services@AQenvlabs.com

Company: Alta Environmental
Project Number: SMSD-20-9850
Project Name: Cabrillo Demo

Analysis:
TAT:
(Lab) Order No. 2142550 thru 2142556

SAMPLE ID	SAMPLE TYPE	LOCATION	Date Sampled	Start Time / Stop Time	Avg Flow Rate	Volume (L)
BGE-24	4" Gray Cove Base w/TAN MASTIC	Boys & Girls Club — East Relocatable	1/12/20			
B - 1	12"x12" yellow FLOORTILE w/Gray leveling Compound	Bldg. B	1/5/21			
2	↓	↓	↓			
3	↓	↓	↓			
4	4" BLACK COVEBASE w/TAN MASTIC	↓	↓			
5	↓	↓	↓			
6	↓	↓	↓			
7	CARPET GLUE	↓	↓			
8	↓	↓	↓			
9	↓	↓	↓			
10	Window + Door SEALANT	↓	↓			
11	↓	↓	↓			
12	↓	↓	↓			
13	DOOR CAULKING	↓	↓			
14	↓	↓	↓			
15	↓	↓	↓			
16	Barrier Paper	↓	↓			
17	↓	↓	↓			
18	↓	↓	↓			
19	Dry Wall w/J.C.	↓	↓			

Relinquished By: [signature]
Date/Time: 1-8-2021 1900

Received By: [signature]
Date/Time: 1/11/21 0800

CHAIN OF CUSTODY

1508 E. 33rd Street
Signal Hill, CA 90755
562-206-2770 Tel
562-206-2773 Fax
services@AQenvlabs.com

Company:	Alta Environmental
Project Number:	SMSD-20-9850
Project Name:	Cabrillo Reno

Analysis:

TAT:

(Lab) Order No. 2142550 thm 2142556

SAMPLE ID	SAMPLE TYPE	LOCATION	Date Sampled	Start Time / Stop Time	Avg Flow Rate	Volume (L)
B-20	Dry Wall w/ J.C.	Bldg. B	1/5/21			
21						
22						
23						
24	Vinyl Wall Paper w/ Glue & J.C.					
25						
26						
27	Smooth Plaster					
28						
29						
30	NON SKID floor					
31						
32						
33	9"x9" Tan Floor Tile w/ BLACK MASTIC					
34						
35						
C-1	Carpet Glue	Bldg. C	1/6/21			
2						
3						
4	Barrier Paper					

Relinquished By:	
Date/Time:	1-8-2021
Received By:	
Date/Time:	1/11/21 0800

CHAIN OF CUSTODY

1508 E. 33rd Street
Signal Hill, CA 90755
562-206-2770 Tel
562-206-2773 Fax
services@AQenvlabs.com

AQ ENVIRONMENTAL LABORATORIES

Company: Alta Environmental
Project Number: SMSD-20-9850
Project Name: Cabrillo Demo

Analysis:
TAT:
(Lab) Order No. 2142550 thru 2142556

SAMPLE ID	SAMPLE TYPE	LOCATION	Date Sampled	Start Time / Stop Time	Avg Flow Rate	Volume (L)
C-5	Barrie Paper	Bldg. C	1/6/21			
6						
7	Vinyl Sheet Wall Paper					
8						
9						
10	2"x4" fissured Ceiling tiles					
11						
12						
13	4" Black Cove Base w/ Tan Mastic					
14						
15						
16	12"x12" Blue floor tile w/ Glue					
17						
18						
19	Black window Sealant					
20						
21						
22	White window Putty					
23						
24						

Relinquished By: Randy Tu
Date/Time: 1-8-2021

Received By: [signature]
Date/Time: 1/11/21 0800

Lab Forms
Ver. 082411

CHAIN OF CUSTODY

1508 E. 33rd Street
Signal Hill, CA 90755
562-206-2770 Tel
562-206-2773 Fax
services@AQenvlabs.com

Company:	Alta Environmental
Project Number:	SMSD-20-9850
Project Name:	Cabrillo Demo

Analysis:

TAT:

(Lab) Order No. 2142550 thru 2142556

SAMPLE ID	SAMPLE TYPE	LOCATION	Date Sampled	Start Time / Stop Time	Avg Flow Rate	Volume (L)
D-1	Barrier Paper	Bldg. D	1/7/21			
2	↓	↓	↓			
3	↓	↓	↓			
4	Black Window Sealant	↓	↓			
5	↓	↓	↓			
6	↓	↓	↓			
7	Door Caulk	↓	↓			
8	↓	↓	↓			
9	↓	↓	↓			
10	Gray Window Sealant	↓	↓			
11	↓	↓	↓			
12	12"x12" ~~BLUE FLOOR TILE~~	↓	↓			
13	w/Glue & Leveling Compound	↓	↓			
14	↓	↓	↓			
15	2'x4' fissured	↓	↓			
16	Ceiling tiles	↓	↓			
17	↓	↓	↓			
18	↓	↓	↓			
19	4" Black Cove Base w/ TAN MASTIC	↓	↓			
20	↓	↓	↓			

Relinquished By:	
Date/Time:	1-8-2021 1900
Received By:	
Date/Time:	1/11/21 0800

CHAIN OF CUSTODY

1508 E. 33rd Street
Signal Hill, CA 90755
562-206-2770 Tel
562-206-2773 Fax
services@AQenvlabs.com

Company:	Alta Environmental
Project Number:	SMSD-20-9850
Project Name:	Cabrillo Demo

Analysis:

TAT:

(Lab) Order No. 2142550 thru 2142556

SAMPLE ID	SAMPLE TYPE	LOCATION	Date Sampled	Start Time / Stop Time	Avg Flow Rate	Volume (L)
D-21	4" Cove Base w/ Tan Mastic	Bldg. D	1/7/21			
22	Carpet Glue					
23						
24						
25	Debri on Floor (Chalk Board Marks)					
26						
27						
28	Black Mastic (Chalk Board)					
29						
30						
31	New Roof Core (Patched Area)					
32						
33						
CS-1	Cement	Cabrillo E.S. Walkways	1/8/21			
2						
3						
4						
5						
6						
7						

Relinquished By:	Received By:
Date/Time: 1-8-2021 1900	Date/Time: 1/11/21 0800

Lab Forms
Ver. 082411

CHAIN OF CUSTODY

1508 E. 33rd Street
Signal Hill, CA 90755
562-206-2770 Tel
562-206-2773 Fax
services@AQenvlabs.com

Company:	Alta Environmental
Project Number:	SMSD-20-9850
Project Name:	Cabrillo Demo

Analysis:

TAT:

(Lab) Order No. 2142550 thru 2142556

SAMPLE ID	SAMPLE TYPE	LOCATION	Date Sampled	Start Time / Stop Time	Avg Flow Rate	Volume (L)
E- 1	Black Window Sealant	BLDG. E	1/7/21			
2	↓	↓	↓			
3	↓	↓	↓			
4	Carpet Glue	↓	↓			
5	↓	↓	↓			
6	↓	↓	↓			
7	4" Black Cove Base w/Tan Mastic	↓	↓			
8	↓	↓	↓			
9	↓	↓	↓			
10	Smooth Plaster	↓	↓			
11	↓	↓	↓			
12	↓	↓	↓			
13	↓	↓	↓			
14	↓	↓	↓			
15	L. Blue Epoxy Flooring	↓	↓			
16	↓	↓	↓			
17	↓	↓	↓			
18	Door Caulk	↓	↓			
19	↓	↓	↓			
20	↓	↓	↓			

Relinquished By:	Randy Tan
Date/Time:	1-8-2021 1900
Received By:	[signature]
Date/Time:	1/11/21 0800

Lab Forms
Ver. 082411

CHAIN OF CUSTODY

1508 E. 33rd Street
Signal Hill, CA 90755
562-206-2770 Tel
562-206-2773 Fax
services@AQenvlabs.com

Company:	Alta Environmental
Project Number:	SMSD-20-9850
Project Name:	Cabrillo Demo

Analysis:

TAT:

(Lab) Order No. 2142550 thru 2142556

SAMPLE ID	SAMPLE TYPE	LOCATION	Date Sampled	Start Time / Stop Time	Avg Flow Rate	Volume (L)
D-34	Rough Plaster	Bldg. D	1/7/21			
35	"	"	"			
36	"	"	"			

Relinquished By:	Received By:
Date/Time: 1-8-2021 1900	Date/Time: 1/11/21 0800

Lab Forms
Ver. 082411

ENVIRONMENTAL LABORATORIES LLC

1508 East 33rd Street
Signal Hill, CA 90755
Toll: 888-207-2022
Tel: 562-206-2770
Fax: 562-206-2773

Alta Environmental
3777 Long Beach Blvd.
Long Beach CA 90807
Attn.: Jim Byers

Report Number 2142554

Project Number SMSD-20-9850
Project Name Cabrillo Demo
Location Bldg. D
PO Number
WO Number

Date Received 01/11/2021
Date Analyzed 01/14/2021
Date Reported 01/14/2021

Date Sampled 01/07/2021
Sampled By Randy Flores
Total Samples 48

Method of Analysis 40 CFR Part 763 Appendix E to Subpart E, EPA Method 600/M4-82-020; updated method 600 R-93/116 Determination of Asbestos in Bulk Building Materials.

Test Report

Laboratory ID / Sample No.	Sample Location / Description	Layer No. / Layer %	Non-Asbestos Components	(%)	Asbestos Type	(%)
2142554-001	Bldg. D					
D-1	Barrier Paper, Black, Homogeneous	LAYER 1	Cellulose Fiber	50%	None Detected	
		100%	Bituminous Matrix	50%		
	Asbestos Present: No		Total % Non-Asbestos:	100.0%	**Total %Asbestos:**	**No Asbestos Detected**
2142554-002	Bldg. D					
D-2	Barrier Paper, Black, Homogeneous	LAYER 1	Cellulose Fiber	50%	None Detected	
		100%	Bituminous Matrix	50%		
	Asbestos Present: No		Total % Non-Asbestos:	100.0%	**Total %Asbestos:**	**No Asbestos Detected**
2142554-003	Bldg. D					
D-3	Barrier Paper, Black, Homogeneous	LAYER 1	Cellulose Fiber	50%	None Detected	
		100%	Bituminous Matrix	50%		
	Asbestos Present: No		Total % Non-Asbestos:	100.0%	**Total %Asbestos:**	**No Asbestos Detected**
2142554-004	Bldg. D					
D-4	Window Sealant, Black, Homogeneous	LAYER 1			None Detected	
		100%	Silicone-like material	100%		
	Asbestos Present: No		Total % Non-Asbestos:	100.0%	**Total %Asbestos:**	**No Asbestos Detected**
2142554-005	Bldg. D					
D-5	Window Sealant, Black, Homogeneous	LAYER 1			None Detected	
		100%	Silicone-like material	100%		
	Asbestos Present: No		Total % Non-Asbestos:	100.0%	**Total %Asbestos:**	**No Asbestos Detected**
2142554-006	Bldg. D					
D-6	Window Sealant, Black, Homogeneous	LAYER 1			None Detected	
		100%	Silicone-like material	100%		
	Asbestos Present: No		Total % Non-Asbestos:	100.0%	**Total %Asbestos:**	**No Asbestos Detected**

ENVIRONMENTAL LABORATORIES LLC

1508 East 33rd Street
Signal Hill, CA 90755
Toll: 888-207-2022
Tel: 562-206-2770
Fax: 562-206-2773

Alta Environmental
3777 Long Beach Blvd.
Long Beach CA 90807
Attn.: Jim Byers

Report Number 2142554

Project Number SMSD-20-9850
Project Name Cabrillo Demo
Location Bldg. D
PO Number
WO Number

Date Received 01/11/2021
Date Analyzed 01/14/2021
Date Reported 01/14/2021

Date Sampled 01/07/2021
Sampled By Randy Flores
Total Samples 48

Method of Analysis 40 CFR Part 763 Appendix E to Subpart E, EPA Method 600/M4-82-020; updated method 600 R-93/116 Determination of Asbestos in Bulk Building Materials.

Test Report

Laboratory ID Sample No.	Sample Location Description	Layer No. Layer %	Non-Asbestos Components	(%)	Asbestos Type	(%)
2142554-007	Bldg. D					
D-7	Door Caulk, Blue/Beige, Non-homogeneous	LAYER 1 100%	Organic Binders/Filler	100%	None Detected	
	Asbestos Present: No		Total % Non-Asbestos:	100.0%	**Total %Asbestos:**	**No Asbestos Detected**
2142554-008	Bldg. D					
D-8	Door Caulk, Blue/Beige, Non-homogeneous	LAYER 1 100%	Organic Binders/Filler	100%	None Detected	
	Asbestos Present: No		Total % Non-Asbestos:	100.0%	**Total %Asbestos:**	**No Asbestos Detected**
2142554-009	Bldg. D					
D-9	Door Caulk, Blue/Beige, Non-homogeneous	LAYER 1 100%	Organic Binders/Filler	100%	None Detected	
	Asbestos Present: No		Total % Non-Asbestos:	100.0%	**Total %Asbestos:**	**No Asbestos Detected**
2142554-010	Bldg. D					
D-10	Window Sealant, Gray, Homogeneous	LAYER 1 100%	Organic Binders/Filler	100%	None Detected	
	Asbestos Present: No		Total % Non-Asbestos:	100.0%	**Total %Asbestos:**	**No Asbestos Detected**
2142554-011	Bldg. D					
D-11	Window Sealant, Gray, Homogeneous	LAYER 1 100%	Organic Binders/Filler	100%	None Detected	
	Asbestos Present: No		Total % Non-Asbestos:	100.0%	**Total %Asbestos:**	**No Asbestos Detected**
2142554-012	Bldg. D					
D-12	Window Sealant, Gray, Homogeneous	LAYER 1 100%	Organic Binders/Filler	100%	None Detected	
	Asbestos Present: No		Total % Non-Asbestos:	100.0%	**Total %Asbestos:**	**No Asbestos Detected**

ENVIRONMENTAL LABORATORIES LLC

1508 East 33rd Street
Signal Hill, CA 90755
Toll: 888-207-2022
Tel: 562-206-2770
Fax: 562-206-2773

Alta Environmental
3777 Long Beach Blvd.
Long Beach CA 90807
Attn.: Jim Byers

Report Number 2142554

Project Number SMSD-20-9850
Project Name Cabrillo Demo
Location Bldg. D
PO Number
WO Number

Date Received 01/11/2021
Date Analyzed 01/14/2021
Date Reported 01/14/2021

Date Sampled 01/07/2021
Sampled By Randy Flores
Total Samples 48

Method of Analysis 40 CFR Part 763 Appendix E to Subpart E, EPA Method 600/M4-82-020; updated method 600 R-93/116 Determination of Asbestos in Bulk Building Materials.

Test Report

Laboratory ID / Sample No.	Sample Location / Description	Layer No. / Layer %	Non-Asbestos Components	(%)	Asbestos Type	(%)
2142554-013	Bldg. D					
D-13A	12"x12" Floor Tile, Blue, Non-homogeneous	LAYER 1 100%	Cellulose Fiber Synthetic Fiber Vinyl Binder/ Filler	40% 15% 45%	None Detected	
	Asbestos Present: No		Total % Non-Asbestos:	100.0%	**Total %Asbestos:**	**No Asbestos Detected**
2142554-014	Bldg. D					
D-13B	Glue, Colorless, Homogeneous	LAYER 1 100%	Organic Binders	100%	None Detected	
	Asbestos Present: No		Total % Non-Asbestos:	100.0%	**Total %Asbestos:**	**No Asbestos Detected**
2142554-015	Bldg. D					
D-13C	Leveling Compound, Gray, Homogeneous	LAYER 1 100%	Calcium Carbonate Binder/Filler	80% 20%	None Detected	
	Asbestos Present: No		Total % Non-Asbestos:	100.0%	**Total %Asbestos:**	**No Asbestos Detected**
2142554-016	Bldg. D					
D-14A	12"x12" Floor Tile, Blue, Non-homogeneous	LAYER 1 100%	Cellulose Fiber Synthetic Fiber Vinyl Binder/ Filler	40% 15% 45%	None Detected	
	Asbestos Present: No		Total % Non-Asbestos:	100.0%	**Total %Asbestos:**	**No Asbestos Detected**
2142554-017	Bldg. D					
D-14B	Glue, Colorless, Homogeneous	LAYER 1 100%	Organic Binders	100%	None Detected	
	Asbestos Present: No		Total % Non-Asbestos:	100.0%	**Total %Asbestos:**	**No Asbestos Detected**
2142554-018	Bldg. D					
D-14C	Leveling Compound, Gray, Homogeneous	LAYER 1 100%	Cellulose Fiber Calcium Carbonate Binder/Filler	5% 75% 20%	None Detected	
	Asbestos Present: No		Total % Non-Asbestos:	100.0%	**Total %Asbestos:**	**No Asbestos Detected**

ENVIRONMENTAL LABORATORIES LLC

1508 East 33rd Street
Signal Hill, CA 90755
Toll: 888-207-2022
Tel: 562-206-2770
Fax: 562-206-2773

Alta Environmental
3777 Long Beach Blvd.
Long Beach CA 90807
Attn.: Jim Byers

Report Number 2142554

Project Number SMSD-20-9850
Project Name Cabrillo Demo
Location Bldg. D
PO Number
WO Number

Date Received 01/11/2021
Date Analyzed 01/14/2021
Date Reported 01/14/2021

Date Sampled 01/07/2021
Sampled By Randy Flores
Total Samples 48

Method of Analysis 40 CFR Part 763 Appendix E to Subpart E, EPA Method 600/M4-82-020; updated method 600 R-93/116 Determination of Asbestos in Bulk Building Materials.

Test Report

Laboratory ID / Sample No.	Sample Location / Description	Layer No. / Layer %	Non-Asbestos Components	(%)	Asbestos Type	(%)
2142554-019	Bldg. D					
D-15A	12"x12" Floor Tile, Blue, Non-homogeneous	LAYER 1 100%	Cellulose Fiber Synthetic Fiber Vinyl Binder/ Filler	40% 15% 45%	None Detected	
	Asbestos Present: No		Total % Non-Asbestos:	100.0%	**Total %Asbestos:**	**No Asbestos Detected**
2142554-020	Bldg. D					
D-15B	Glue, Colorless, Homogeneous	LAYER 1 100%	Organic Binders	100%	None Detected	
	Asbestos Present: No		Total % Non-Asbestos:	100.0%	**Total %Asbestos:**	**No Asbestos Detected**
2142554-021	Bldg. D					
D-15C	Leveling Compound, Gray, Homogeneous	LAYER 1 100%	Quartz Calcium Carbonate Binder/Filler	40% 50% 10%	None Detected	
	Asbestos Present: No		Total % Non-Asbestos:	100.0%	**Total %Asbestos:**	**No Asbestos Detected**
2142554-022	Bldg. D					
D-16	2'x4' Fissured Ceiling Tiles, White/ Beige, Non-homogeneous	LAYER 1 100%	Cellulose Fiber Fibrous Glass Perlite Binder/Filler	50% <1 45% 5%	None Detected	
	Asbestos Present: No		Total % Non-Asbestos:	100.0%	**Total %Asbestos:**	**No Asbestos Detected**
2142554-023	Bldg. D					
D-17	2'x4' Fissured Ceiling Tiles, White/ Beige, Non-homogeneous	LAYER 1 100%	Cellulose Fiber Fibrous Glass Perlite Binder/Filler	50% <1 45% 5%	None Detected	
	Asbestos Present: No		Total % Non-Asbestos:	100.0%	**Total %Asbestos:**	**No Asbestos Detected**

ENVIRONMENTAL LABORATORIES LLC

1508 East 33rd Street
Signal Hill, CA 90755
Toll: 888-207-2022
Tel: 562-206-2770
Fax: 562-206-2773

Alta Environmental
3777 Long Beach Blvd.
Long Beach CA 90807
Attn.: Jim Byers

Report Number 2142554

Project Number SMSD-20-9850
Project Name Cabrillo Demo
Location Bldg. D
PO Number
WO Number

Date Received 01/11/2021
Date Analyzed 01/14/2021
Date Reported 01/14/2021

Date Sampled 01/07/2021
Sampled By Randy Flores
Total Samples 48

Method of Analysis 40 CFR Part 763 Appendix E to Subpart E, EPA Method 600/M4-82-020; updated method 600 R-93/116 Determination of Asbestos in Bulk Building Materials.

Test Report

Laboratory ID / Sample No.	Sample Location / Description	Layer No. / Layer %	Non-Asbestos Components	(%)	Asbestos Type	(%)
2142554-024	Bldg. D					
D-18	2'x4' Fissured Ceiling Tiles, White/ Beige, Non-homogeneous	LAYER 1 100%	Cellulose Fiber	50%	None Detected	
			Fibrous Glass	<1		
			Perlite	45%		
			Binder/Filler	5%		
	Asbestos Present: No		Total % Non-Asbestos:	100.0%	**Total %Asbestos:**	**No Asbestos Detected**
2142554-025	Bldg. D					
D-19A	4" Covebase, Black, Homogeneous	LAYER 1			None Detected	
		100%	Calcium Carbonate	40%		
			Vinyl Binder	60%		
	Asbestos Present: No		Total % Non-Asbestos:	100.0%	**Total %Asbestos:**	**No Asbestos Detected**
2142554-026	Bldg. D					
D-19B	Mastic, Tan, Homogeneous	LAYER 1			None Detected	
		100%	Organic Binders/Filler	100%		
	Asbestos Present: No		Total % Non-Asbestos:	100.0%	**Total %Asbestos:**	**No Asbestos Detected**
2142554-027	Bldg. D					
D-20A	4" Covebase, Black, Homogeneous	LAYER 1			None Detected	
		100%	Calcium Carbonate	40%		
			Vinyl Binder	60%		
	Asbestos Present: No		Total % Non-Asbestos:	100.0%	**Total %Asbestos:**	**No Asbestos Detected**
2142554-028	Bldg. D					
D-20B	Mastic, Tan, Homogeneous	LAYER 1			None Detected	
		100%	Organic Binders/Filler	100%		
	Asbestos Present: No		Total % Non-Asbestos:	100.0%	**Total %Asbestos:**	**No Asbestos Detected**
2142554-029	Bldg. D					
D-21A	4" Covebase, Black, Homogeneous	LAYER 1			None Detected	
		100%	Calcium Carbonate	40%		
			Vinyl Binder	60%		
	Asbestos Present: No		Total % Non-Asbestos:	100.0%	**Total %Asbestos:**	**No Asbestos Detected**

ENVIRONMENTAL LABORATORIES LLC

1508 East 33rd Street
Signal Hill, CA 90755
Toll: 888-207-2022
Tel: 562-206-2770
Fax: 562-206-2773

Alta Environmental
3777 Long Beach Blvd.
Long Beach CA 90807
Attn.: Jim Byers

Report Number 2142554

Project Number SMSD-20-9850
Project Name Cabrillo Demo
Location Bldg. D
PO Number
WO Number

Date Received 01/11/2021
Date Analyzed 01/14/2021
Date Reported 01/14/2021

Date Sampled 01/07/2021
Sampled By Randy Flores
Total Samples 48

Method of Analysis 40 CFR Part 763 Appendix E to Subpart E, EPA Method 600/M4-82-020; updated method 600 R-93/116 Determination of Asbestos in Bulk Building Materials.

Test Report

Laboratory ID / Sample No.	Sample Location / Description	Layer No. / Layer %	Non-Asbestos Components	(%)	Asbestos Type	(%)
2142554-030	Bldg. D					
D-21B	Mastic, Tan, Homogeneous	LAYER 1			None Detected	
		100%	Organic Binders/Filler	100%		
	Asbestos Present: No		Total % Non-Asbestos:	100.0%	**Total %Asbestos:**	**No Asbestos Detected**
2142554-031	Bldg. D					
D-22	Carpet Glue, Tan, Homogeneous	LAYER 1	Cellulose Fiber	<1%	None Detected	
		100%	Synthetic Fiber	<1		
			Organic Binders/Filler	100%		
	Asbestos Present: No		Total % Non-Asbestos:	100.0%	**Total %Asbestos:**	**No Asbestos Detected**
2142554-032	Bldg. D					
D-23	Carpet Glue, Tan, Homogeneous	LAYER 1	Cellulose Fiber	<1%	None Detected	
		100%	Synthetic Fiber	<1		
			Organic Binders/Filler	100%		
	Asbestos Present: No		Total % Non-Asbestos:	100.0%	**Total %Asbestos:**	**No Asbestos Detected**
2142554-033	Bldg. D					
D-24	Carpet Glue, Tan/Gray, Non-homogeneous	LAYER 1	Cellulose Fiber	5%	None Detected	
		100%	Organic Binders/Filler	95%		
	Asbestos Present: No		Total % Non-Asbestos:	100.0%	**Total %Asbestos:**	**No Asbestos Detected**
2142554-034	Bldg. D					
D-25	Debris on Floor (Chalkboard Mastic), Black, Homogeneous	LAYER 1			None Detected	
		100%	Non-Fibrous Material	100%		
	Asbestos Present: No		Total % Non-Asbestos:	100.0%	**Total %Asbestos:**	**No Asbestos Detected**
2142554-035	Bldg. D					
D-26	Debris on Floor (Chalkboard Mastic), Black, Homogeneous	LAYER 1			None Detected	
		100%	Non-Fibrous Material	100%		
	Asbestos Present: No		Total % Non-Asbestos:	100.0%	**Total %Asbestos:**	**No Asbestos Detected**

ENVIRONMENTAL LABORATORIES LLC

1508 East 33rd Street
Signal Hill, CA 90755
Toll: 888-207-2022
Tel: 562-206-2770
Fax: 562-206-2773

Alta Environmental
3777 Long Beach Blvd.
Long Beach CA 90807
Attn.: Jim Byers

Report Number 2142554

Project Number SMSD-20-9850
Project Name Cabrillo Demo
Location Bldg. D
PO Number
WO Number

Date Received 01/11/2021
Date Analyzed 01/14/2021
Date Reported 01/14/2021

Date Sampled 01/07/2021
Sampled By Randy Flores
Total Samples 48

Method of Analysis 40 CFR Part 763 Appendix E to Subpart E, EPA Method 600/M4-82-020; updated method 600 R-93/116 Determination of Asbestos in Bulk Building Materials.

Test Report

Laboratory ID / Sample No.	Sample Location / Description	Layer No. / Layer %	Non-Asbestos Components	(%)	Asbestos Type	(%)
2142554-036	Bldg. D					
D-27	Debris on Floor (Chalkboard Mastic), Black, Homogeneous	LAYER 1 100%	Non-Fibrous Material	100%	None Detected	
	Asbestos Present: No		Total % Non-Asbestos:	100.0%	**Total %Asbestos:**	**No Asbestos Detected**
2142554-037	Bldg. D					
D-28	Mastic (Chalkboard), Black, Homogeneous	LAYER 1 100%	Non-Fibrous Material	100%	None Detected	
	Asbestos Present: No		Total % Non-Asbestos:	100.0%	**Total %Asbestos:**	**No Asbestos Detected**
2142554-038	Bldg. D					
D-29	Mastic (Chalkboard), Black, Homogeneous	LAYER 1 100%	Non-Fibrous Material	100%	None Detected	
	Asbestos Present: No		Total % Non-Asbestos:	100.0%	**Total %Asbestos:**	**No Asbestos Detected**
2142554-039	Bldg. D					
D-30	Mastic (Chalkboard), Black, Homogeneous	LAYER 1 100%	Non-Fibrous Material	100%	None Detected	
	Asbestos Present: No		Total % Non-Asbestos:	100.0%	**Total %Asbestos:**	**No Asbestos Detected**
2142554-040	Bldg. D					
D-31A	New Roof Core (Patched Area)-Capsheet, White/ Black, Non-homogeneous	LAYER 1 100%	Synthetic Fiber Quartz/Gravel Bituminous Matrix Binder/Filler	15% 20% 60% 5%	None Detected	
	Asbestos Present: No		Total % Non-Asbestos:	100.0%	**Total %Asbestos:**	**No Asbestos Detected**
2142554-041	Bldg. D					
D-31B	New Roof Core (Patched Area)-Felt/Tar (7 layers), Black, Non-homogeneous	LAYER 1 100%	Synthetic Fiber Bituminous Matrix/Filler	20% 80%	None Detected	
	Asbestos Present: No		Total % Non-Asbestos:	100.0%	**Total %Asbestos:**	**No Asbestos Detected**

ENVIRONMENTAL LABORATORIES LLC

1508 East 33rd Street
Signal Hill, CA 90755
Toll: 888-207-2022
Tel: 562-206-2770
Fax: 562-206-2773

Alta Environmental
3777 Long Beach Blvd.
Long Beach CA 90807
Attn.: Jim Byers

Report Number 2142554

Project Number SMSD-20-9850
Project Name Cabrillo Demo
Location Bldg. D
PO Number
WO Number

Date Received 01/11/2021
Date Analyzed 01/14/2021
Date Reported 01/14/2021

Date Sampled 01/07/2021
Sampled By Randy Flores
Total Samples 48

Method of Analysis 40 CFR Part 763 Appendix E to Subpart E, EPA Method 600/M4-82-020; updated method 600 R-93/116 Determination of Asbestos in Bulk Building Materials.

Test Report

Laboratory ID / Sample No.	Sample Location / Description	Layer No. / Layer %	Non-Asbestos Components	(%)	Asbestos Type	(%)
2142554-042	Bldg. D					
D-32A	New Roof Core (Patched Area)- Capsheet, White/ Black, Non-homogeneous	LAYER 1 100%	Synthetic Fiber Bituminous Matrix/Filler Binder/Filler	30% 50% 20%	None Detected	
	Asbestos Present: No		Total % Non-Asbestos:	100.0%	**Total %Asbestos:**	**No Asbestos Detected**
2142554-043	Bldg. D					
D-32B	New Roof Core (Patched Area)- elt/Tar (4 layers), Black, Non-homogeneous	LAYER 1 100%	Synthetic Fiber Bituminous Matrix/Filler	20% 80%	None Detected	
	Asbestos Present: No		Total % Non-Asbestos:	100.0%	**Total %Asbestos:**	**No Asbestos Detected**
2142554-044	Bldg. D					
D-33A	New Roof Core (Patched Area)- Capsheet, White/ Black, Non-homogeneous	LAYER 1 100%	Synthetic Fiber Quartz/Gravel Bituminous Matrix Binder/Filler	15% 20% 60% 5%	None Detected	
	Asbestos Present: No		Total % Non-Asbestos:	100.0%	**Total %Asbestos:**	**No Asbestos Detected**
2142554-045	Bldg. D					
D-33B	New Roof Core (Patched Area)- Felt/Tar, Black, Non-homogeneous	LAYER 1 100%	Synthetic Fiber Bituminous Matrix/Filler	20% 80%	None Detected	
	Asbestos Present: No		Total % Non-Asbestos:	100.0%	**Total %Asbestos:**	**No Asbestos Detected**
2142554-046	Bldg. D					
D-34	Rough Plaster, White/ Gray, Non-homogeneous	LAYER 1 100%	Quartz Calcium Carbonate Binder/Filler	50% 35% 15%	None Detected	
	Asbestos Present: No		Total % Non-Asbestos:	100.0%	**Total %Asbestos:**	**No Asbestos Detected**

ENVIRONMENTAL LABORATORIES LLC

1508 East 33rd Street
Signal Hill, CA 90755
Toll: 888-207-2022
Tel: 562-206-2770
Fax: 562-206-2773

Alta Environmental
3777 Long Beach Blvd.
Long Beach CA 90807
Attn.: Jim Byers

Report Number 2142554

Project Number SMSD-20-9850
Project Name Cabrillo Demo
Location Bldg. D
PO Number
WO Number

Date Received 01/11/2021
Date Analyzed 01/14/2021
Date Reported 01/14/2021

Date Sampled 01/07/2021
Sampled By Randy Flores
Total Samples 48

Method of Analysis 40 CFR Part 763 Appendix E to Subpart E, EPA Method 600/M4-82-020; updated method 600 R-93/116 Determination of Asbestos in Bulk Building Materials.

Test Report

Laboratory ID / Sample No.	Sample Location / Description	Layer No. / Layer %	Non-Asbestos Components	(%)	Asbestos Type	(%)
2142554-047	Bldg. D					
D-35	Rough Plaster, White/ Gray, Non-homogeneous	LAYER 1 100%	Quartz Calcium Carbonate Binder/Filler	35% 15% 50%	None Detected	
	Asbestos Present: No		Total % Non-Asbestos:	100.0%	**Total %Asbestos:**	**No Asbestos Detected**
2142554-048	Bldg. D					
D-36	Rough Plaster, White/ Gray, Non-homogeneous	LAYER 1 100%	Quartz Calcium Carbonate Binder/Filler	40% 45% 15%	None Detected	
	Asbestos Present: No		Total % Non-Asbestos:	100.0%	**Total %Asbestos:**	**No Asbestos Detected**

Method Detection Limit: Less than one percent (<1%). Asbestos content has been determined using calibrated visual estimation (CVES). Samples tested were received in acceptable condition unless otherwise stated. Test report relates only to items tested. Non-homogeneous samples containing discrete and separable layers are analyzed and reported separately; composite results may be reported upon customer's request. Non-homogeneous samples with inseparable layers are analyzed and reported as composite samples. Due to the limitations of Polarized Light Microscopy, samples reported as None Detected or with low asbestos concentrations may not be reliable and further analysis such as TEM is recommended to confirm PLM results. This report shall not be reproduced except in full without the written approval of this laboratory. This report may not be used by the customer to claim product certification, endorsement, or approval by NIST/NVLAP or any agency of the government. Samples shall be disposed according to local, state and federal laws, 30 days after results are reported unless otherwise instructed.

CA-ELAP #2823

Cristina Tabatt
Analyst - Cristina Tabatt

Cristina E Tabatt
Approved Signatory Cristina E. Tabatt

NVLAP TESTING
NVLAP Lab Code 500044-0

CHAIN OF CUSTODY

AQ ENVIRONMENTAL LABORATORIES
1508 E. 33rd Street
Signal Hill, CA 90755
562-206-2770 Tel
562-206-2773 Fax
services@AQenvlabs.com

(Lab) Order No. 2142550 thru 2142556

CUSTOMER INFORMATION

Company	NV5
Address	3777 Long Beach Boulevard
City/State/Zip	Long Beach, CA 90807
Contact	Jim Byers
Office Phone	562/ 495-5777
Cell	
Fax	562/ 495-5877
Email	Jim.Byers

Turnaround Time		Shipped By		Report Send Via:	
Same Day	☐	Fedex	☐	Web	☐
1 Day	☐	UPS	☐	Email	☑
2 Day	☐	USPS	☐	Fax	☐
3 Day	☑	Drop Off	☑	Verbal	☐
5 Day	☐	Drop Box	☐	Mail	☐
Weekend	☐	Other	☐	Pick up	☐

Special Instructions: cc's Therese & Randy

PROJECT INFORMATION

Project Name:	Cabrillo Demo
Project Number:	SMSD-20-9850
Location:	Cabrillo E.S.
PO Number:	
Work Order No.:	
Sampled By:	Randy Flores

PLM		PCM		MOLD		LEAD (Pb)		
PLM EPA 600/M4-82-020	☑	NIOSH 7400A	☐	Spore Trap	☐	Air	☐	TTLC ☐
PLM 400 Pt. Count (<0.25%)	☐	NIOSH 7400B	☐	Tape Lift	☐	Paint	☐	
PLM 1000 Pt. Count (<0.1%)	☐	w/ TWA	☐	Bulk Sample	☐	Wipe	☐	
						Soil	☐	

SAMPLE ID	SAMPLE TYPE	LOCATION	Date Sampled	Start Time / Stop Time	Avg Flow Rate	Volume (L)
BGW-1	White Roof - Membrane	Boys & Girls Club - West Relocatable	1/12/20			
2	↓	↓	↓			
3	↓	↓	↓			
4	White Wood-caulk	↓	↓			
5	↓	↓	↓			
6	↓	↓	↓			
7	NON SKID-flooring	↓	↓			
8	↓	↓	↓			
9	↓	↓	↓			
10	2x4-Directional crevices Ceiling tiles	↓	↓			

Relinquished By:	Randy Flores
Date/Time:	1-8-2021 1900
Received By:	
Date/Time:	1/11/21 0800

Lab Forms
Ver. 082411

CHAIN OF CUSTODY

AQ ENVIRONMENTAL LABORATORIES

1508 E. 33rd Street
Signal Hill, CA 90755
562-206-2770 Tel
562-206-2773 Fax
services@AQenvlabs.com

Company: NV5
Project Number: SMSD-20-9850
Project Name: Cabrillo Demo

Analysis:

TAT:

(Lab) Order No. 2142550 thm 2142556

SAMPLE ID	SAMPLE TYPE	LOCATION	Date Sampled	Start Time / Stop Time	Avg Flow Rate	Volume (L)
BGW-11	2x4' Directional Crevices Ceiling tiles	Boys & Girls Club — West, Relocatable	11/12/20			
12						
13	Fiber Board w/Glue on Dry Wall (core)					
14						
15						
16	Barrier Paper					
17						
18						
19	4" Gray Cove Base w/Tan mastic					
20						
21						
22	12"x12" L. Gray w/streaks — w/Glue & Leveling Compound					
23						
24						
25	12"x12" L. BLUE w/STREAKS — w/Glue & Leveling Compound					
26						
27						
BGE-1	Gray Sealant	Boys & Girls Club — EAST RELOCATABLE	11/12/20			
2						
3						

Relinquished By:	Received By:
Date/Time: 1-8-2021 1900	Date/Time: 1/11/21 0800

Lab Forms
Ver. 082411

CHAIN OF CUSTODY

AQ ENVIRONMENTAL LABORATORIES

1508 E. 33rd Street
Signal Hill, CA 90755
562-206-2770 Tel
562-206-2773 Fax
services@AQenvlabs.com

Company: NV5

Project Number: 5M5D-20-9850

Project Name: Cabrillo Demo

Analysis:

TAT:

(Lab) Order No. 2142550 thru 2142556

SAMPLE ID	SAMPLE TYPE	LOCATION	Date Sampled	Start Time / Stop Time	Avg Flow Rate	Volume (L)
BGE - 4	White Wood Caulk	Boys & Girls Club EAST Relocatable	11/12/20			
5	↓	↓	↓			
6	↓	↓	↓			
7	NON-SKID FLOORING	↓	↓			
8	↓	↓	↓			
9	↓	↓	↓			
10	2'x4' Fissured ceiling tiles	↓	↓			
11	↓	↓	↓			
12	↓	↓	↓			
13	Fiber Board w/Glue on Dry Wall (core)	↓	↓			
14	↓	↓	↓			
15	↓	↓	↓			
16	Barrier Paper	↓	↓			
17	↓	↓	↓			
18	↓	↓	↓			
19	12"x12" L. Gray w/Streaks w/Glue & Leveling Compound	↓	↓			
20	↓	↓	↓			
21	↓	↓	↓			
22	4" Gray Cove Base w/TAN MASTIC	↓	↓			
23	↓	↓	↓			

Relinquished By: [signature]

Date/Time: 1-8-2021 1900

Received By: [signature]

Date/Time: 1/11/21 0800

Lab Forms
Ver. 082411

CHAIN OF CUSTODY

1508 E. 33rd Street
Signal Hill, CA 90755
562-206-2770 Tel
562-206-2773 Fax
services@AQenvlabs.com

Company: Alta Environmental
Project Number: SMSD-20-9850
Project Name: Cabrillo Demo

Analysis:
TAT:
(Lab) Order No. 2142550 thru 2142556

SAMPLE ID	SAMPLE TYPE	LOCATION	Date Sampled	Start Time / Stop Time	Avg Flow Rate	Volume (L)
BGE-24	4" Gray Cove Base w/TAN MASTIC	Boys & Girls Club — East Relocatable	1/12/20			
B - 1	12"x12" yellow FLOORTILE w/Gray leveling Compound	Bldg. B	1/5/21			
2	↓	↓	↓			
3	↓	↓	↓			
4	4" BLACK COVEBASE w/TAN MASTIC	↓	↓			
5	↓	↓	↓			
6	↓	↓	↓			
7	CARPET GLUE	↓	↓			
8	↓	↓	↓			
9	↓	↓	↓			
10	Window + Door SEALANT	↓	↓			
11	↓	↓	↓			
12	↓	↓	↓			
13	DOOR CAULKING	↓	↓			
14	↓	↓	↓			
15	↓	↓	↓			
16	Barrier Paper	↓	↓			
17	↓	↓	↓			
18	↓	↓	↓			
19	Dry Wall w/J.C.	↓	↓			

Relinquished By: [signature]
Date/Time: 1-8-2021 1900

Received By: [signature]
Date/Time: 1/11/21 0800

CHAIN OF CUSTODY

1508 E. 33rd Street
Signal Hill, CA 90755
562-206-2770 Tel
562-206-2773 Fax
services@AQenvlabs.com

Company:	Alta Environmental
Project Number:	SMSD-20-9850
Project Name:	Cabrillo Reno

Analysis:

TAT:

(Lab) Order No. 2142550 thm 2142556

SAMPLE ID	SAMPLE TYPE	LOCATION	Date Sampled	Start Time / Stop Time	Avg Flow Rate	Volume (L)
B-20	Dry Wall w/ J.C.	Bldg. B	1/5/21			
21						
22						
23						
24	Vinyl Wall Paper w/ Glue & J.C.					
25						
26						
27	Smooth Plaster					
28						
29						
30	NON SKID floor					
31						
32						
33	9"x9" Tan Floor Tile w/ BLACK MASTIC					
34						
35						
C-1	Carpet Glue	Bldg. C	1/6/21			
2						
3						
4	Barrier Paper					

Relinquished By:	
Date/Time:	1-8-2021
Received By:	
Date/Time:	1/11/21 0800

CHAIN OF CUSTODY

1508 E. 33rd Street
Signal Hill, CA 90755
562-206-2770 Tel
562-206-2773 Fax
services@AQenvlabs.com

AQ ENVIRONMENTAL LABORATORIES

Company: Alta Environmental
Project Number: SMSD-20-9850
Project Name: Cabrillo Demo

Analysis:
TAT:
(Lab) Order No. 2142550 thru 2142556

SAMPLE ID	SAMPLE TYPE	LOCATION	Date Sampled	Start Time / Stop Time	Avg Flow Rate	Volume (L)
C-5	Barrie Paper	Bldg. C	1/6/21			
6						
7	Vinyl Sheet Wall Paper					
8						
9						
10	2"x4" fissured Ceiling tiles					
11						
12						
13	4" Black Cove Base w/ Tan Mastic					
14						
15						
16	12"x12" Blue floor tile w/ Glue					
17						
18						
19	Black window Sealant					
20						
21						
22	White window Putty					
23						
24						

Relinquished By: Randy Tu
Date/Time: 1-8-2021

Received By: [signature]
Date/Time: 1/11/21 0800

Lab Forms
Ver. 082411

CHAIN OF CUSTODY

1508 E. 33rd Street
Signal Hill, CA 90755
562-206-2770 Tel
562-206-2773 Fax
services@AQenvlabs.com

Company:	Alta Environmental
Project Number:	SMSD-20-9850
Project Name:	Cabrillo Demo

Analysis:

TAT:

(Lab) Order No. 2142550 thru 2142556

SAMPLE ID	SAMPLE TYPE	LOCATION	Date Sampled	Start Time / Stop Time	Avg Flow Rate	Volume (L)
D-1	Barrier Paper	Bldg. D	1/7/21			
2	↓	↓	↓			
3	↓	↓	↓			
4	Black Window Sealant	↓	↓			
5	↓	↓	↓			
6	↓	↓	↓			
7	Door Caulk	↓	↓			
8	↓	↓	↓			
9	↓	↓	↓			
10	Gray Window Sealant	↓	↓			
11	↓	↓	↓			
12	12"x12" ~~BLUE FLOOR TILE~~	↓	↓			
13	w/Glue & Leveling Compound	↓	↓			
14	↓	↓	↓			
15	2'x4' fissured	↓	↓			
16	Ceiling tiles	↓	↓			
17	↓	↓	↓			
18	↓	↓	↓			
19	4" Black Cove Base w/ TAN MASTIC	↓	↓			
20	↓	↓	↓			

Relinquished By:	
Date/Time:	1-8-2021 1900
Received By:	
Date/Time:	1/11/21 0800

CHAIN OF CUSTODY

1508 E. 33rd Street
Signal Hill, CA 90755
562-206-2770 Tel
562-206-2773 Fax
services@AQenvlabs.com

Company:	Alta Environmental
Project Number:	SMSD-20-9850
Project Name:	Cabrillo Demo

Analysis:

TAT:

(Lab) Order No. 2142550 thru 2142556

SAMPLE ID	SAMPLE TYPE	LOCATION	Date Sampled	Start Time / Stop Time	Avg Flow Rate	Volume (L)
D-21	4" Cove Base w/ Tan Mastic	Bldg. D	1/7/21			
22	Carpet Glue					
23						
24						
25	Debri on Floor (Chalk Board Marks)					
26						
27						
28	Black Mastic (Chalk Board)					
29						
30						
31	New Roof Core (Patched Area)					
32						
33						
CS-1	Cement	Cabrillo E.S. Walkways	1/8/21			
2						
3						
4						
5						
6						
7						

Relinquished By:	Received By:
Date/Time: 1-8-2021 1900	Date/Time: 1/11/21 0800

Lab Forms
Ver. 082411

CHAIN OF CUSTODY

1508 E. 33rd Street
Signal Hill, CA 90755
562-206-2770 Tel
562-206-2773 Fax
services@AQenvlabs.com

Company:	Alta Environmental
Project Number:	SMSD-20-9850
Project Name:	Cabrillo Demo

Analysis:

TAT:

(Lab) Order No. 2142550 thru 2142556

SAMPLE ID	SAMPLE TYPE	LOCATION	Date Sampled	Start Time / Stop Time	Avg Flow Rate	Volume (L)
E- 1	Black Window Sealant	BLDG. E	1/7/21			
2	↓	↓	↓			
3	↓	↓	↓			
4	Carpet Glue	↓	↓			
5	↓	↓	↓			
6	↓	↓	↓			
7	4" Black Cove Base w/Tan Mastic	↓	↓			
8	↓	↓	↓			
9	↓	↓	↓			
10	Smooth Plaster	↓	↓			
11	↓	↓	↓			
12	↓	↓	↓			
13	↓	↓	↓			
14	↓	↓	↓			
15	L. Blue Epoxy Flooring	↓	↓			
16	↓	↓	↓			
17	↓	↓	↓			
18	Door Caulk	↓	↓			
19	↓	↓	↓			
20	↓	↓	↓			

Relinquished By:	Randy Tan
Date/Time:	1-8-2021 1900
Received By:	[signature]
Date/Time:	1/11/21 0800

Lab Forms
Ver. 082411

CHAIN OF CUSTODY

1508 E. 33rd Street
Signal Hill, CA 90755
562-206-2770 Tel
562-206-2773 Fax
services@AQenvlabs.com

Company:	Alta Environmental
Project Number:	SMSD-20-9850
Project Name:	Cabrillo Demo

Analysis:

TAT:

(Lab) Order No. 2142550 thru 2142556

SAMPLE ID	SAMPLE TYPE	LOCATION	Date Sampled	Start Time / Stop Time	Avg Flow Rate	Volume (L)
D-34	Rough Plaster	Bldg. D	1/7/21			
35	"	"	"			
36	"	"	"			

Relinquished By:	Received By:
Date/Time: 1-8-2021 1900	Date/Time: 1/11/21 0800

Lab Forms
Ver. 082411

ENVIRONMENTAL LABORATORIES LLC

1508 East 33rd Street
Signal Hill, CA 90755
Toll: 888-207-2022
Tel: 562-206-2770
Fax: 562-206-2773

Alta Environmental
3777 Long Beach Blvd.
Long Beach CA 90807
Attn.: Jim Byers

Report Number 2142556

Project Number SMSD-20-9850
Project Name Cabrillo Demo
Location Cabrillo E.S.- Bldg. E
PO Number
WO Number

Date Received 01/11/2021
Date Analyzed 01/14/2021
Date Reported 01/14/2021

Date Sampled 01/07/2021
Sampled By Randy Flores
Total Samples 23

Method of Analysis 40 CFR Part 763 Appendix E to Subpart E, EPA Method 600/M4-82-020; updated method 600 R-93/116 Determination of Asbestos in Bulk Building Materials.

Test Report

Laboratory ID / Sample No.	Sample Location / Description	Layer No. / Layer %	Non-Asbestos Components	(%)	Asbestos Type	(%)
2142556-001	Bldg. E					
E-1	Window Sealant, Black, Homogeneous	LAYER 1			None Detected	
		100%	Silicone-like material	100%		
	Asbestos Present: No		Total % Non-Asbestos:	100.0%	**Total %Asbestos:**	**No Asbestos Detected**
2142556-002	Bldg. E					
E-2	Window Sealant, Black, Homogeneous	LAYER 1			None Detected	
		100%	Silicone-like material	100%		
	Asbestos Present: No		Total % Non-Asbestos:	100.0%	**Total %Asbestos:**	**No Asbestos Detected**
2142556-003	Bldg. E					
E-3	Window Sealant, Black, Homogeneous	LAYER 1			None Detected	
		100%	Silicone-like material	100%		
	Asbestos Present: No		Total % Non-Asbestos:	100.0%	**Total %Asbestos:**	**No Asbestos Detected**
2142556-004	Bldg. E					
E-4	Carpet Glue, Yellow, Homogeneous	LAYER 1	Cellulose Fiber	<1%	None Detected	
		100%	Synthetic Fiber	<1		
			Organic Binders/Filler	100%		
	Asbestos Present: No		Total % Non-Asbestos:	100.0%	**Total %Asbestos:**	**No Asbestos Detected**
2142556-005	Bldg. E					
E-5	Carpet Glue, Yellow, Homogeneous	LAYER 1	Cellulose Fiber	<1%	None Detected	
		100%	Synthetic Fiber	<1		
			Organic Binders/Filler	100%		
	Asbestos Present: No		Total % Non-Asbestos:	100.0%	**Total %Asbestos:**	**No Asbestos Detected**
2142556-006	Bldg. E					
E-6	Carpet Glue, Yellow, Homogeneous	LAYER 1	Cellulose Fiber	<1%	None Detected	
		100%	Synthetic Fiber	<1		
			Organic Binders/Filler	100%		
	Asbestos Present: No		Total % Non-Asbestos:	100.0%	**Total %Asbestos:**	**No Asbestos Detected**

ENVIRONMENTAL LABORATORIES LLC

1508 East 33rd Street
Signal Hill, CA 90755
Toll: 888-207-2022
Tel: 562-206-2770
Fax: 562-206-2773

Alta Environmental
3777 Long Beach Blvd.
Long Beach CA 90807
Attn.: Jim Byers

Report Number 2142556

Project Number SMSD-20-9850
Project Name Cabrillo Demo
Location Cabrillo E.S.- Bldg. E
PO Number
WO Number

Date Received 01/11/2021
Date Analyzed 01/14/2021
Date Reported 01/14/2021

Date Sampled 01/07/2021
Sampled By Randy Flores
Total Samples 23

Method of Analysis 40 CFR Part 763 Appendix E to Subpart E, EPA Method 600/M4-82-020; updated method 600 R-93/116 Determination of Asbestos in Bulk Building Materials.

Test Report

Laboratory ID / Sample No.	Sample Location / Description	Layer No. / Layer %	Non-Asbestos Components	(%)	Asbestos Type	(%)
2142556-007	Bldg. E					
E-7A	4" Covebase, Black, Homogeneous	LAYER 1			None Detected	
		100%	Calcium Carbonate	40%		
			Vinyl Binder	60%		
	Asbestos Present: No		Total % Non-Asbestos:	100.0%	**Total %Asbestos:**	**No Asbestos Detected**
2142556-008	Bldg. E					
E-7B	Mastic, Tan (Off White), Homogeneous	LAYER 1			None Detected	
		100%	Organic Binders/Filler	100%		
	Asbestos Present: No		Total % Non-Asbestos:	100.0%	**Total %Asbestos:**	**No Asbestos Detected**
2142556-009	Bldg. E					
E-8A	4" Covebase, Black, Homogeneous	LAYER 1			None Detected	
		100%	Calcium Carbonate	40%		
			Vinyl Binder	60%		
	Asbestos Present: No		Total % Non-Asbestos:	100.0%	**Total %Asbestos:**	**No Asbestos Detected**
2142556-010	Bldg. E					
E-8B	Mastic, Tan (Offwhite), Homogeneous	LAYER 1			None Detected	
		100%	Organic Binders/Filler	100%		
	Asbestos Present: No		Total % Non-Asbestos:	100.0%	**Total %Asbestos:**	**No Asbestos Detected**
2142556-011	Bldg. E					
E-9A	4" Covebase, Black, Homogeneous	LAYER 1			None Detected	
		100%	Calcium Carbonate	40%		
			Vinyl Binder	60%		
	Asbestos Present: No		Total % Non-Asbestos:	100.0%	**Total %Asbestos:**	**No Asbestos Detected**
2142556-012	Bldg. E					
E-9B	Mastic, Tan (Offwhite), Homogeneous	LAYER 1			None Detected	
		100%	Organic Binders/Filler	100%		
	Asbestos Present: No		Total % Non-Asbestos:	100.0%	**Total %Asbestos:**	**No Asbestos Detected**

ENVIRONMENTAL LABORATORIES LLC

1508 East 33rd Street
Signal Hill, CA 90755
Toll: 888-207-2022
Tel: 562-206-2770
Fax: 562-206-2773

Alta Environmental
3777 Long Beach Blvd.
Long Beach CA 90807
Attn.: Jim Byers

Report Number 2142556

Project Number SMSD-20-9850
Project Name Cabrillo Demo
Location Cabrillo E.S.- Bldg. E
PO Number
WO Number

Date Received 01/11/2021
Date Analyzed 01/14/2021
Date Reported 01/14/2021

Date Sampled 01/07/2021
Sampled By Randy Flores
Total Samples 23

Method of Analysis 40 CFR Part 763 Appendix E to Subpart E, EPA Method 600/M4-82-020; updated method 600 R-93/116 Determination of Asbestos in Bulk Building Materials.

Test Report

Laboratory ID / Sample No.	Sample Location / Description	Layer No. / Layer %	Non-Asbestos Components	(%)	Asbestos Type	(%)
2142556-013	Bldg. E					
E-10	Smooth Plaster, Beige/Gray, Non-homogeneous	LAYER 1 100%	Quartz Gypsum/Binder/Filler	55% 45%	None Detected	
	Asbestos Present: No		Total % Non-Asbestos:	100.0%	**Total %Asbestos:**	**No Asbestos Detected**
2142556-014	Bldg. E					
E-11	Smooth Plaster, White/Gray, Non-homogeneous	LAYER 1 100%	Quartz Gypsum/Binder/Filler	60% 40%	None Detected	
	Asbestos Present: No		Total % Non-Asbestos:	100.0%	**Total %Asbestos:**	**No Asbestos Detected**
2142556-015	Bldg. E					
E-12	Smooth Plaster, White/Gray, Non-homogeneous	LAYER 1 100%	Quartz Gypsum/Binder/Filler	55% 45%	None Detected	
	Asbestos Present: No		Total % Non-Asbestos:	100.0%	**Total %Asbestos:**	**No Asbestos Detected**
2142556-016	Bldg. E					
E-13	Smooth Plaster, White/Gray, Non-homogeneous	LAYER 1 100%	Quartz Gypsum/Binder/Filler	55% 45%	None Detected	
	Asbestos Present: No		Total % Non-Asbestos:	100.0%	**Total %Asbestos:**	**No Asbestos Detected**
2142556-017	Bldg. E					
E-14	Smooth Plaster, White/Gray, Non-homogeneous	LAYER 1 100%	Quartz Gypsum/Binder/Filler	60% 40%	None Detected	
	Asbestos Present: No		Total % Non-Asbestos:	100.0%	**Total %Asbestos:**	**No Asbestos Detected**
2142556-018	Bldg. E					
E-15	Epoxy Flooring, Blue/Gray, Non-homogeneous	LAYER 1 100%	Quartz Calcium Carbonate Binder/Filler	20% 50% 30%	None Detected	
	Asbestos Present: No		Total % Non-Asbestos:	100.0%	**Total %Asbestos:**	**No Asbestos Detected**

ENVIRONMENTAL LABORATORIES LLC

1508 East 33rd Street
Signal Hill, CA 90755
Toll: 888-207-2022
Tel: 562-206-2770
Fax: 562-206-2773

Alta Environmental
3777 Long Beach Blvd.
Long Beach CA 90807
Attn.: Jim Byers

Report Number 2142556

Project Number SMSD-20-9850
Project Name Cabrillo Demo
Location Cabrillo E.S.- Bldg. E
PO Number
WO Number

Date Received 01/11/2021
Date Analyzed 01/14/2021
Date Reported 01/14/2021

Date Sampled 01/07/2021
Sampled By Randy Flores
Total Samples 23

Method of Analysis 40 CFR Part 763 Appendix E to Subpart E, EPA Method 600/M4-82-020; updated method 600 R-93/116 Determination of Asbestos in Bulk Building Materials.

Test Report

Laboratory ID Sample No.	Sample Location Description	Layer No. Layer %	Non-Asbestos Components	(%)	Asbestos Type	(%)
2142556-019	Bldg. E					
E-16	Epoxy Flooring, Blue/Gray, Non-homogeneous	LAYER 1 100%	Calcium Carbonate Binder/Filler	80% 20%	None Detected	
	Asbestos Present: No		Total % Non-Asbestos:	100.0%	**Total %Asbestos:**	**No Asbestos Detected**
2142556-020	Bldg. E					
E-17	Epoxy Flooring, Blue/Gray, Non-homogeneous	LAYER 1 100%	Calcium Carbonate Binder/Filler	80% 20%	None Detected	
	Asbestos Present: No		Total % Non-Asbestos:	100.0%	**Total %Asbestos:**	**No Asbestos Detected**
2142556-021	Bldg. E					
E-18	Door Caulk, White, Non-homogeneous	LAYER 1 100%	Organic Binders/Filler	100%	None Detected	
	Asbestos Present: No		Total % Non-Asbestos:	100.0%	**Total %Asbestos:**	**No Asbestos Detected**
2142556-022	Bldg. E					
E-19	Door Caulk, White, Non-homogeneous	LAYER 1 100%	Organic Binders/Filler	100%	None Detected	
	Asbestos Present: No		Total % Non-Asbestos:	100.0%	**Total %Asbestos:**	**No Asbestos Detected**
2142556-023	Bldg. E					
E-20	Door Caulk, White, Homogeneous	LAYER 1 100%	Organic Binders/Filler	100%	None Detected	
	Asbestos Present: No		Total % Non-Asbestos:	100.0%	**Total %Asbestos:**	**No Asbestos Detected**

ENVIRONMENTAL LABORATORIES LLC

1508 East 33rd Street
Signal Hill, CA 90755
Toll: 888-207-2022
Tel: 562-206-2770
Fax: 562-206-2773

Alta Environmental
3777 Long Beach Blvd.
Long Beach CA 90807
Attn.: Jim Byers

Report Number 2142556

Project Number SMSD-20-9850
Project Name Cabrillo Demo
Location Cabrillo E.S.- Bldg. E
PO Number
WO Number

Date Received 01/11/2021
Date Analyzed 01/14/2021
Date Reported 01/14/2021

Date Sampled 01/07/2021
Sampled By Randy Flores
Total Samples 23

Method of Analysis 40 CFR Part 763 Appendix E to Subpart E, EPA Method 600/M4-82-020; updated method 600 R-93/116 Determination of Asbestos in Bulk Building Materials.

Test Report

Laboratory ID / Sample No.	Sample Location / Description	Layer No. / Layer %	Non-Asbestos Components	(%)	Asbestos Type	(%)

Method Detection Limit: Less than one percent (<1%). Asbestos content has been determined using calibrated visual estimation (CVES). Samples tested were received in acceptable condition unless otherwise stated. Test report relates only to items tested. Non-homogeneous samples containing discrete and separable layers are analyzed and reported separately; composite results may be reported upon customer's request. Non-homogeneous samples with inseparable layers are analyzed and reported as composite samples. Due to the limitations of Polarized Light Microscopy, samples reported as None Detected or with low asbestos concentrations may not be reliable and further analysis such as TEM is recommended to confirm PLM results. This report shall not be reproduced except in full without the written approval of this laboratory. This report may not be used by the customer to claim product certification, endorsement, or approval by NIST/NVLAP or any agency of the government. Samples shall be disposed according to local, state and federal laws, 30 days after results are reported unless otherwise instructed.

CA-ELAP #2823

Cristina E Tabatt

Analyst - Cristina Tabatt

Cristina E Tabatt

Approved Signatory Cristina E. Tabatt

NVLAP TESTING
NVLAP Lab Code 500044-0

CHAIN OF CUSTODY

AQ ENVIRONMENTAL LABORATORIES
1508 E. 33rd Street
Signal Hill, CA 90755
562-206-2770 Tel
562-206-2773 Fax
services@AQenvlabs.com

(Lab) Order No. 2142550 thru 2142556

CUSTOMER INFORMATION

Company	NV5
Address	3777 Long Beach Boulevard
City/State/Zip	Long Beach, CA 90807
Contact	Jim Byers
Office Phone	562/ 495-5777
Cell	
Fax	562/ 495-5877
Email	Jim.Byers

Turnaround Time		Shipped By		Report Send Via:	
Same Day	☐	Fedex	☐	Web	☐
1 Day	☐	UPS	☐	Email	☑
2 Day	☐	USPS	☐	Fax	☐
3 Day	☑	Drop Off	☑	Verbal	☐
5 Day	☐	Drop Box	☐	Mail	☐
Weekend	☐	Other	☐	Pick up	☐

Special Instructions: cc's Therese & Randy

PROJECT INFORMATION

Project Name:	Cabrillo Demo
Project Number:	SMSD-20-9850
Location:	Cabrillo E.S.
PO Number:	
Work Order No.:	
Sampled By:	Randy Flores

PLM		PCM		MOLD		LEAD (Pb)		
PLM EPA 600/M4-82-020	☑	NIOSH 7400A	☐	Spore Trap	☐	Air	☐	TTLC ☐
PLM 400 Pt. Count (<0.25%)	☐	NIOSH 7400B	☐	Tape Lift	☐	Paint	☐	
PLM 1000 Pt. Count (<0.1%)	☐	w/ TWA	☐	Bulk Sample	☐	Wipe	☐	
						Soil	☐	

SAMPLE ID	SAMPLE TYPE	LOCATION	Date Sampled	Start Time / Stop Time	Avg Flow Rate	Volume (L)
BGW-1	White Roof - Membrane	Boys & Girls Club - West Relocatable	1/12/20			
2	↓	↓	↓			
3	↓	↓	↓			
4	White Wood-caulk	↓	↓			
5	↓	↓	↓			
6	↓	↓	↓			
7	NON SKID-flooring	↓	↓			
8	↓	↓	↓			
9	↓	↓	↓			
10	2x4-Directional crevices Ceiling tiles	↓	↓			

Relinquished By:	Randy Flores
Date/Time:	1-8-2021 1900
Received By:	
Date/Time:	1/11/21 0800

Lab Forms
Ver. 082411

CHAIN OF CUSTODY

AQ ENVIRONMENTAL LABORATORIES

1508 E. 33rd Street
Signal Hill, CA 90755
562-206-2770 Tel
562-206-2773 Fax
services@AQenvlabs.com

Company: NV5
Project Number: SMSD-20-9850
Project Name: Cabrillo Demo

Analysis:

TAT:

(Lab) Order No. 2142550 thm 2142556

SAMPLE ID	SAMPLE TYPE	LOCATION	Date Sampled	Start Time / Stop Time	Avg Flow Rate	Volume (L)
BGW-11	2x4' Directional Crevices Ceiling tiles	Boys & Girls Club — West, Relocatable	11/12/20			
12						
13	Fiber Board w/Glue on Dry Wall (core)					
14						
15						
16	Barrier Paper					
17						
18						
19	4" Gray Cove Base w/Tan mastic					
20						
21						
22	12"x12" L. Gray w/streaks — w/Glue & Leveling Compound					
23						
24						
25	12"x12" L. BLUE w/STREAKS — w/Glue & Leveling Compound					
26						
27						
BGE-1	Gray Sealant	Boys & Girls Club — EAST RELOCATABLE	11/12/20			
2						
3						

Relinquished By:	Received By:
Date/Time: 1-8-2021 1900	Date/Time: 1/11/21 0800

Lab Forms
Ver. 082411

CHAIN OF CUSTODY

AQ ENVIRONMENTAL LABORATORIES

1508 E. 33rd Street
Signal Hill, CA 90755
562-206-2770 Tel
562-206-2773 Fax
services@AQenvlabs.com

Company: NV5

Project Number: 5M5D-20-9850

Project Name: Cabrillo Demo

Analysis:

TAT:

(Lab) Order No. 2142550 thru 2142556

SAMPLE ID	SAMPLE TYPE	LOCATION	Date Sampled	Start Time / Stop Time	Avg Flow Rate	Volume (L)
BGE - 4	White Wood Caulk	Boys & Girls Club EAST Relocatable	11/12/20			
5	↓	↓	↓			
6	↓	↓	↓			
7	NON-SKID FLOORING	↓	↓			
8	↓	↓	↓			
9	↓	↓	↓			
10	2'x4' Fissured ceiling tiles	↓	↓			
11	↓	↓	↓			
12	↓	↓	↓			
13	Fiber Board w/Glue on Dry Wall (core)	↓	↓			
14	↓	↓	↓			
15	↓	↓	↓			
16	Barrier Paper	↓	↓			
17	↓	↓	↓			
18	↓	↓	↓			
19	12"x12" L. Gray w/Streaks w/Glue & Leveling Compound	↓	↓			
20	↓	↓	↓			
21	↓	↓	↓			
22	4" Gray Cove Base w/TAN MASTIC	↓	↓			
23	↓	↓	↓			

Relinquished By: [signature]

Date/Time: 1-8-2021 1900

Received By: [signature]

Date/Time: 1/11/21 0800

Lab Forms
Ver. 082411

CHAIN OF CUSTODY

1508 E. 33rd Street
Signal Hill, CA 90755
562-206-2770 Tel
562-206-2773 Fax
services@AQenvlabs.com

Company: Alta Environmental
Project Number: SMSD-20-9850
Project Name: Cabrillo Demo

Analysis:
TAT:
(Lab) Order No. 2142550 thru 2142556

SAMPLE ID	SAMPLE TYPE	LOCATION	Date Sampled	Start Time / Stop Time	Avg Flow Rate	Volume (L)
BGE-24	4" Gray Cove Base w/TAN MASTIC	Boys & Girls Club — East Relocatable	1/12/20			
B - 1	12"x12" yellow FLOORTILE w/Gray leveling Compound	Bldg. B	1/5/21			
2	↓	↓	↓			
3	↓	↓	↓			
4	4" BLACK COVEBASE w/TAN MASTIC	↓	↓			
5	↓	↓	↓			
6	↓	↓	↓			
7	CARPET GLUE	↓	↓			
8	↓	↓	↓			
9	↓	↓	↓			
10	Window + Door SEALANT	↓	↓			
11	↓	↓	↓			
12	↓	↓	↓			
13	DOOR CAULKING	↓	↓			
14	↓	↓	↓			
15	↓	↓	↓			
16	Barrier Paper	↓	↓			
17	↓	↓	↓			
18	↓	↓	↓			
19	Dry Wall w/J.C.	↓	↓			

Relinquished By: [signature]
Date/Time: 1-8-2021 1900

Received By: [signature]
Date/Time: 1/11/21 0800

CHAIN OF CUSTODY

1508 E. 33rd Street
Signal Hill, CA 90755
562-206-2770 Tel
562-206-2773 Fax
services@AQenvlabs.com

Company:	Alta Environmental
Project Number:	SMSD-20-9850
Project Name:	Cabrillo Reno

Analysis:

TAT:

(Lab) Order No. 2142550 thm 2142556

SAMPLE ID	SAMPLE TYPE	LOCATION	Date Sampled	Start Time / Stop Time	Avg Flow Rate	Volume (L)
B-20	Dry Wall w/ J.C.	Bldg. B	1/5/21			
21						
22						
23						
24	Vinyl Wall Paper w/ Glue & J.C.					
25						
26						
27	Smooth Plaster					
28						
29						
30	NON SKID floor					
31						
32						
33	9"x9" Tan Floor Tile w/ BLACK MASTIC					
34						
35						
C-1	Carpet Glue	Bldg. C	1/6/21			
2						
3						
4	Barrier Paper					

Relinquished By:	
Date/Time:	1-8-2021
Received By:	
Date/Time:	1/11/21 0800

CHAIN OF CUSTODY

1508 E. 33rd Street
Signal Hill, CA 90755
562-206-2770 Tel
562-206-2773 Fax
services@AQenvlabs.com

AQ ENVIRONMENTAL LABORATORIES

Company: Alta Environmental
Project Number: SMSD-20-9850
Project Name: Cabrillo Demo

Analysis:
TAT:
(Lab) Order No. 2142550 thru 2142556

SAMPLE ID	SAMPLE TYPE	LOCATION	Date Sampled	Start Time / Stop Time	Avg Flow Rate	Volume (L)
C-5	Barrie Paper	Bldg. C	1/6/21			
6						
7	Vinyl Sheet Wall Paper					
8						
9						
10	2"x4" fissured Ceiling tiles					
11						
12						
13	4" Black Cove Base w/ Tan Mastic					
14						
15						
16	12"x12" Blue floor tile w/ Glue					
17						
18						
19	Black window Sealant					
20						
21						
22	White window Putty					
23						
24						

Relinquished By: Randy Tu
Date/Time: 1-8-2021

Received By: [signature]
Date/Time: 1/11/21 0800

Lab Forms
Ver. 082411

CHAIN OF CUSTODY

1508 E. 33rd Street
Signal Hill, CA 90755
562-206-2770 Tel
562-206-2773 Fax
services@AQenvlabs.com

Company:	Alta Environmental
Project Number:	SMSD-20-9850
Project Name:	Cabrillo Demo

Analysis:

TAT:

(Lab) Order No. 2142550 thru 2142556

SAMPLE ID	SAMPLE TYPE	LOCATION	Date Sampled	Start Time / Stop Time	Avg Flow Rate	Volume (L)
D-1	Barrier Paper	Bldg. D	1/7/21			
2	↓	↓	↓			
3	↓	↓	↓			
4	Black Window Sealant	↓	↓			
5	↓	↓	↓			
6	↓	↓	↓			
7	Door Caulk	↓	↓			
8	↓	↓	↓			
9	↓	↓	↓			
10	Gray Window Sealant	↓	↓			
11	↓	↓	↓			
12	12"x12" ~~BLUE FLOOR TILE~~	↓	↓			
13	w/Glue & Leveling Compound	↓	↓			
14	↓	↓	↓			
15	2'x4' fissured	↓	↓			
16	Ceiling tiles	↓	↓			
17	↓	↓	↓			
18	↓	↓	↓			
19	4" Black Cove Base w/ TAN MASTIC	↓	↓			
20	↓	↓	↓			

Relinquished By:	
Date/Time:	1-8-2021 1900
Received By:	
Date/Time:	1/11/21 0800

CHAIN OF CUSTODY

1508 E. 33rd Street
Signal Hill, CA 90755
562-206-2770 Tel
562-206-2773 Fax
services@AQenvlabs.com

Company:	Alta Environmental
Project Number:	SMSD-20-9850
Project Name:	Cabrillo Demo

Analysis:

TAT:

(Lab) Order No. 2142550 thru 2142556

SAMPLE ID	SAMPLE TYPE	LOCATION	Date Sampled	Start Time / Stop Time	Avg Flow Rate	Volume (L)
D-21	4" Cove Base w/ Tan Mastic	Bldg. D	1/7/21			
22	Carpet Glue					
23						
24						
25	Debri on Floor (Chalk Board Marks)					
26						
27						
28	Black Mastic (Chalk Board)					
29						
30						
31	New Roof Core (Patched Area)					
32						
33						
CS-1	Cement	Cabrillo E.S. Walkways	1/8/21			
2						
3						
4						
5						
6						
7						

Relinquished By:	Received By:
Date/Time: 1-8-2021 1900	Date/Time: 1/11/21 0800

Lab Forms
Ver. 082411

CHAIN OF CUSTODY

1508 E. 33rd Street
Signal Hill, CA 90755
562-206-2770 Tel
562-206-2773 Fax
services@AQenvlabs.com

Company:	Alta Environmental
Project Number:	SMSD-20-9850
Project Name:	Cabrillo Demo

Analysis:

TAT:

(Lab) Order No. 2142550 thru 2142556

SAMPLE ID	SAMPLE TYPE	LOCATION	Date Sampled	Start Time / Stop Time	Avg Flow Rate	Volume (L)
E- 1	Black Window Sealant	BLDG. E	1/7/21			
2	↓	↓	↓			
3	↓	↓	↓			
4	Carpet Glue	↓	↓			
5	↓	↓	↓			
6	↓	↓	↓			
7	4" Black Cove Base w/Tan Mastic	↓	↓			
8	↓	↓	↓			
9	↓	↓	↓			
10	Smooth Plaster	↓	↓			
11	↓	↓	↓			
12	↓	↓	↓			
13	↓	↓	↓			
14	↓	↓	↓			
15	L. Blue Epoxy Flooring	↓	↓			
16	↓	↓	↓			
17	↓	↓	↓			
18	Door Caulk	↓	↓			
19	↓	↓	↓			
20	↓	↓	↓			

Relinquished By:	Randy Tan
Date/Time:	1-8-2021 1900
Received By:	[signature]
Date/Time:	1/11/21 0800

Lab Forms
Ver. 082411

CHAIN OF CUSTODY

1508 E. 33rd Street
Signal Hill, CA 90755
562-206-2770 Tel
562-206-2773 Fax
services@AQenvlabs.com

Company:	Alta Environmental
Project Number:	SMSD-20-9850
Project Name:	Cabrillo Demo

Analysis:

TAT:

(Lab) Order No. 2142550 thru 2142556

SAMPLE ID	SAMPLE TYPE	LOCATION	Date Sampled	Start Time / Stop Time	Avg Flow Rate	Volume (L)
D-34	Rough Plaster	Bldg. D	1/7/21			
35	"	"	"			
36	"	"	"			

Relinquished By:	Received By:
Date/Time: 1-8-2021 1900	Date/Time: 1/11/21 0800

Lab Forms
Ver. 082411

AQ ENVIRONMENTAL LABORATORIES LLC

1508 East 33rd Street
Signal Hill, CA 90755
Toll: 888-207-2022
Tel: 562-206-2770
Fax: 562-206-2773

Alta Environmental
3777 Long Beach Blvd.
Long Beach CA 90807
Attn.: Jim Byers

Report Number 2142525

Project Number SMSD-20-9850
Project Name Juan Cabrillo
Location Cabrillo Elementary School - Bldg. F
PO Number
WO Number

Date Received 01/08/2021
Date Analyzed 01/12/2021
Date Reported 01/12/2021

Date Sampled 11/10/2020
Sampled By Randy Flores/Carbany Becerril
Total Samples 30

Method of Analysis 40 CFR Part 763 Appendix E to Subpart E, EPA Method 600/M4-82-020; updated method 600 R-93/116 Determination of Asbestos in Bulk Building Materials.

Test Report

Laboratory ID / Sample No.	Sample Location / Description	Layer No. / Layer %	Non-Asbestos Components	(%)	Asbestos Type	(%)
2142525-001	Bldg. F					
F-1	Kicksheet on Solar Panel Support, White/ Black, Non-homogeneous	LAYER 1 100%	Synthetic Fiber Quartz/Gravel Bituminous Matrix Binder/Filler	20% 20% 45% 15%	None Detected	
	Asbestos Present: No		Total % Non-Asbestos:	100.0%	**Total %Asbestos:**	**No Asbestos Detected**
2142525-002	Bldg. F					
F-2	Kicksheet on Solar Panel Support, White/ Black, Non-homogeneous	LAYER 1 100%	Synthetic Fiber Quartz/Gravel Bituminous Matrix Binder/Filler	20% 20% 45% 15%	None Detected	
	Asbestos Present: No		Total % Non-Asbestos:	100.0%	**Total %Asbestos:**	**No Asbestos Detected**
2142525-003	Bldg. F					
F-3	Kicksheet on Solar Panel Support, White/ Black, Non-homogeneous	LAYER 1 100%	Synthetic Fiber Quartz/Gravel Bituminous Matrix Binder/Filler	20% 20% 45% 15%	None Detected	
	Asbestos Present: No		Total % Non-Asbestos:	100.0%	**Total %Asbestos:**	**No Asbestos Detected**
2142525-004	Bldg. F					
F-4	Sealant, Purple/White/Blue, Non-homogeneous	LAYER 1 100%	Organic Binders/Filler	100%	None Detected	
	Asbestos Present: No		Total % Non-Asbestos:	100.0%	**Total %Asbestos:**	**No Asbestos Detected**
2142525-005	Bldg. F					
F-5	Sealant, Purple/White/Blue, Non-homogeneous	LAYER 1 100%	Organic Binders/Filler	100%	None Detected	
	Asbestos Present: No		Total % Non-Asbestos:	100.0%	**Total %Asbestos:**	**No Asbestos Detected**
2142525-006	Bldg. F					
F-6	Sealant, Purple/White/Blue, Non-homogeneous	LAYER 1 100%	Organic Binders/Filler	100%	None Detected	
	Asbestos Present: No		Total % Non-Asbestos:	100.0%	**Total %Asbestos:**	**No Asbestos Detected**

ENVIRONMENTAL LABORATORIES LLC

1508 East 33rd Street
Signal Hill, CA 90755
Toll: 888-207-2022
Tel: 562-206-2770
Fax: 562-206-2773

Alta Environmental
3777 Long Beach Blvd.
Long Beach CA 90807
Attn.: Jim Byers

Report Number 2142525

Project Number SMSD-20-9850
Project Name Juan Cabrillo
Location Cabrillo Elementary School - Bldg. F
PO Number
WO Number

Date Received 01/08/2021
Date Analyzed 01/12/2021
Date Reported 01/12/2021

Date Sampled 11/10/2020
Sampled By Randy Flores/Carbany Becerril
Total Samples 30

Method of Analysis 40 CFR Part 763 Appendix E to Subpart E, EPA Method 600/M4-82-020; updated method 600 R-93/116 Determination of Asbestos in Bulk Building Materials.

Test Report

Laboratory ID / Sample No.	Sample Location Description	Layer No. / Layer %	Non-Asbestos Components	(%)	Asbestos Type	(%)
2142525-007	Bldg. F					
F-7	Door Caulking, Lt. Gray/White/Beige, Non-homogeneous	LAYER 1 100%	 Organic Binders/Filler	 100%	Chrysotile	<1%
	Asbestos Present: Yes		Total % Non-Asbestos:	100.0%	**Total %Asbestos:**	**<1%**
2142525-008	Bldg. F					
F-8	Door Caulking, Lt. Gray/White/Beige, Non-homogeneous	LAYER 1 100%	 Organic Binders/Filler	 100%	Chrysotile	<1%
	Asbestos Present: Yes		Total % Non-Asbestos:	100.0%	**Total %Asbestos:**	**<1%**
2142525-009	Bldg. F					
F-9	Door Caulking, Lt. Gray/White, Non-homogeneous	LAYER 1 100%	 Organic Binders/Filler	 100%	None Detected	
	Asbestos Present: No		Total % Non-Asbestos:	100.0%	**Total %Asbestos:**	**No Asbestos Detected**
2142525-010	Bldg. F					
F-10	Window Caulking, Gray, Homogeneous	LAYER 1 100%	 Organic Binders/Filler	 100%	None Detected	
	Asbestos Present: No		Total % Non-Asbestos:	100.0%	**Total %Asbestos:**	**No Asbestos Detected**
2142525-011	Bldg. F					
F-11	Window Caulking, Gray, Homogeneous	LAYER 1 100%	 Organic Binders/Filler	 100%	None Detected	
	Asbestos Present: No		Total % Non-Asbestos:	100.0%	**Total %Asbestos:**	**No Asbestos Detected**
2142525-012	Bldg. F					
F-12	Window Caulking, Gray, Homogeneous	LAYER 1 100%	 Organic Binders/Filler	 100%	None Detected	
	Asbestos Present: No		Total % Non-Asbestos:	100.0%	**Total %Asbestos:**	**No Asbestos Detected**
2142525-013	Bldg. F					
F-13A	Drywall, White/ Brown, Non-homogeneous	LAYER 1 100%	Cellulose Fiber Gypsum/Filler	15% 85%	None Detected	
	Asbestos Present: No		Total % Non-Asbestos:	100.0%	**Total %Asbestos:**	**No Asbestos Detected**

ENVIRONMENTAL LABORATORIES LLC

1508 East 33rd Street
Signal Hill, CA 90755
Toll: 888-207-2022
Tel: 562-206-2770
Fax: 562-206-2773

Alta Environmental
3777 Long Beach Blvd.
Long Beach CA 90807
Attn.: Jim Byers

Report Number 2142525

Project Number SMSD-20-9850
Project Name Juan Cabrillo
Location Cabrillo Elementary School - Bldg. F
PO Number
WO Number

Date Received 01/08/2021
Date Analyzed 01/12/2021
Date Reported 01/12/2021

Date Sampled 11/10/2020
Sampled By Randy Flores/Carbany Becerril
Total Samples 30

Method of Analysis 40 CFR Part 763 Appendix E to Subpart E, EPA Method 600/M4-82-020; updated method 600 R-93/116 Determination of Asbestos in Bulk Building Materials.

Test Report

Laboratory ID / Sample No.	Sample Location / Description	Layer No. / Layer %	Non-Asbestos Components	(%)	Asbestos Type	(%)
2142525-014	Bldg. F					
F-13B	Joint Compound, Cream, Non-homogeneous	LAYER 1 100%	Gypsum/Binder/Filler	100%	None Detected	
	Asbestos Present: No		Total % Non-Asbestos:	100.0%	**Total %Asbestos:**	**No Asbestos Detected**
2142525-015	Bldg. F					
F-14A	Drywall, Pink/ Brown, Non-homogeneous	LAYER 1 100%	Cellulose Fiber Fibrous Glass Gypsum/Filler	5% <1 95%	None Detected	
	Asbestos Present: No		Total % Non-Asbestos:	100.0%	**Total %Asbestos:**	**No Asbestos Detected**
2142525-016	Bldg. F					
F-14B	Joint Compound, Cream/White, Non-homogeneous	LAYER 1 100%	Calcium Carbonate Binder/Filler	85% 15%	None Detected	
	Asbestos Present: No		Total % Non-Asbestos:	100.0%	**Total %Asbestos:**	**No Asbestos Detected**
2142525-017	Bldg. F					
F-15A	Drywall, Pink/ Brown, Non-homogeneous	LAYER 1 100%	Cellulose Fiber Fibrous Glass Gypsum/Filler	10% <1 90%	None Detected	
	Asbestos Present: No		Total % Non-Asbestos:	100.0%	**Total %Asbestos:**	**No Asbestos Detected**
2142525-018	Bldg. F					
F-15B	Joint Compound, Cream/White, Non-homogeneous	LAYER 1 100%	Calcium Carbonate Binder/Filler	80% 20%	None Detected	
	Asbestos Present: No		Total % Non-Asbestos:	100.0%	**Total %Asbestos:**	**No Asbestos Detected**
2142525-019	Bldg. F					
F-16A	4" Covebase, Black, Homogeneous	LAYER 1 100%	Calcium Carbonate Vinyl Binder	40% 60%	None Detected	
	Asbestos Present: No		Total % Non-Asbestos:	100.0%	**Total %Asbestos:**	**No Asbestos Detected**

ENVIRONMENTAL LABORATORIES LLC

1508 East 33rd Street
Signal Hill, CA 90755
Toll: 888-207-2022
Tel: 562-206-2770
Fax: 562-206-2773

Alta Environmental
3777 Long Beach Blvd.
Long Beach CA 90807
Attn.: Jim Byers

Report Number 2142525

Project Number SMSD-20-9850
Project Name Juan Cabrillo
Location Cabrillo Elementary School - Bldg. F
PO Number
WO Number

Date Received 01/08/2021
Date Analyzed 01/12/2021
Date Reported 01/12/2021

Date Sampled 11/10/2020
Sampled By Randy Flores/Carbany Becerril
Total Samples 30

Method of Analysis 40 CFR Part 763 Appendix E to Subpart E, EPA Method 600/M4-82-020; updated method 600 R-93/116 Determination of Asbestos in Bulk Building Materials.

Test Report

Laboratory ID / Sample No.	Sample Location / Description	Layer No. / Layer %	Non-Asbestos Components	(%)	Asbestos Type	(%)
2142525-020	Bldg. F					
F-16B	Glue, Cream, Homogeneous	LAYER 1			None Detected	
		100%	Organic Binders/Filler	100%		
	Asbestos Present: No		Total % Non-Asbestos:	100.0%	**Total %Asbestos:**	**No Asbestos Detected**
2142525-021	Bldg. F					
F-17A	4" Covebase, Black, Homogeneous	LAYER 1			None Detected	
		100%	Calcium Carbonate	40%		
			Vinyl Binder	60%		
	Asbestos Present: No		Total % Non-Asbestos:	100.0%	**Total %Asbestos:**	**No Asbestos Detected**
2142525-022	Bldg. F					
F-17B	Glue, Cream, Homogeneous	LAYER 1			None Detected	
		100%	Organic Binders/Filler	100%		
	Asbestos Present: No		Total % Non-Asbestos:	100.0%	**Total %Asbestos:**	**No Asbestos Detected**
2142525-023	Bldg. F					
F-18A	4" Covebase, Black, Homogeneous	LAYER 1			None Detected	
		100%	Calcium Carbonate	40%		
			Vinyl Binder	60%		
	Asbestos Present: No		Total % Non-Asbestos:	100.0%	**Total %Asbestos:**	**No Asbestos Detected**
2142525-024	Bldg. F					
F-18B	Glue, Cream, Homogeneous	LAYER 1			None Detected	
		100%	Organic Binders/Filler	100%		
	Asbestos Present: No		Total % Non-Asbestos:	100.0%	**Total %Asbestos:**	**No Asbestos Detected**
2142525-025	Bldg. F					
F-19A	9"x9" F.T., Blue, Non-homogeneous	LAYER 1	Cellulose Fiber	40%	None Detected	
		100%	Synthetic Fiber	15%		
			Vinyl Binder/ Filler	45%		
	Asbestos Present: No		Total % Non-Asbestos:	100.0%	**Total %Asbestos:**	**No Asbestos Detected**

ENVIRONMENTAL LABORATORIES LLC

1508 East 33rd Street
Signal Hill, CA 90755
Toll: 888-207-2022
Tel: 562-206-2770
Fax: 562-206-2773

Alta Environmental
3777 Long Beach Blvd.
Long Beach CA 90807
Attn.: Jim Byers

Report Number 2142525

Project Number SMSD-20-9850
Project Name Juan Cabrillo
Location Cabrillo Elementary School - Bldg. F
PO Number
WO Number

Date Received 01/08/2021
Date Analyzed 01/12/2021
Date Reported 01/12/2021

Date Sampled 11/10/2020
Sampled By Randy Flores/Carbany Becerril
Total Samples 30

Method of Analysis 40 CFR Part 763 Appendix E to Subpart E, EPA Method 600/M4-82-020; updated method 600 R-93/116 Determination of Asbestos in Bulk Building Materials.

Test Report

Laboratory ID / Sample No.	Sample Location / Description	Layer No. / Layer %	Non-Asbestos Components	(%)	Asbestos Type	(%)
2142525-026	Bldg. F					
F-19B	Glue, Colorless, Homogeneous	LAYER 1			None Detected	
		100%	Organic Binders	100%		
	Asbestos Present: No		Total % Non-Asbestos:	100.0%	**Total %Asbestos:**	**No Asbestos Detected**
2142525-027	Bldg. F					
F-20A	9"x9" F.T., Blue, Non-homogeneous	LAYER 1	Cellulose Fiber	40%	None Detected	
		100%	Synthetic Fiber	15%		
			Vinyl Binder/ Filler	45%		
	Asbestos Present: No		Total % Non-Asbestos:	100.0%	**Total %Asbestos:**	**No Asbestos Detected**
2142525-028	Bldg. F					
F-20B	Glue, Colorless, Homogeneous	LAYER 1			None Detected	
		100%	Organic Binders	100%		
	Asbestos Present: No		Total % Non-Asbestos:	100.0%	**Total %Asbestos:**	**No Asbestos Detected**
2142525-029	Bldg. F					
F-21A	9"x9" F.T., Blue, Non-homogeneous	LAYER 1	Cellulose Fiber	40%	None Detected	
		100%	Synthetic Fiber	15%		
			Vinyl Binder/ Filler	45%		
	Asbestos Present: No		Total % Non-Asbestos:	100.0%	**Total %Asbestos:**	**No Asbestos Detected**
2142525-030	Bldg. F					
F-21B	Glue, Colorless, Homogeneous	LAYER 1			None Detected	
		100%	Organic Binders	100%		
	Asbestos Present: No		Total % Non-Asbestos:	100.0%	**Total %Asbestos:**	**No Asbestos Detected**

ENVIRONMENTAL LABORATORIES LLC

1508 East 33rd Street
Signal Hill, CA 90755
Toll: 888-207-2022
Tel: 562-206-2770
Fax: 562-206-2773

Alta Environmental
3777 Long Beach Blvd.
Long Beach CA 90807
Attn.: Jim Byers

Report Number 2142525

Project Number SMSD-20-9850
Project Name Juan Cabrillo
Location Cabrillo Elementary School - Bldg. F
PO Number
WO Number

Date Received 01/08/2021
Date Analyzed 01/12/2021
Date Reported 01/12/2021

Date Sampled 11/10/2020
Sampled By Randy Flores/Carbany Becerril
Total Samples 30

Method of Analysis 40 CFR Part 763 Appendix E to Subpart E, EPA Method 600/M4-82-020; updated method 600 R-93/116 Determination of Asbestos in Bulk Building Materials.

Test Report

Laboratory ID / Sample No.	Sample Location / Description	Layer No. / Layer %	Non-Asbestos Components	(%)	Asbestos Type	(%)

Method Detection Limit: Less than one percent (<1%). Asbestos content has been determined using calibrated visual estimation (CVES). Samples tested were received in acceptable condition unless otherwise stated. Test report relates only to items tested. Non-homogeneous samples containing discrete and separable layers are analyzed and reported separately; composite results may be reported upon customer's request. Non-homogeneous samples with inseparable layers are analyzed and reported as composite samples. Due to the limitations of Polarized Light Microscopy, samples reported as None Detected or with low asbestos concentrations may not be reliable and further analysis such as TEM is recommended to confirm PLM results. This report shall not be reproduced except in full without the written approval of this laboratory. This report may not be used by the customer to claim product certification, endorsement, or approval by NIST/NVLAP or any agency of the government. Samples shall be disposed according to local, state and federal laws, 30 days after results are reported unless otherwise instructed.

CA-ELAP #2823

Cristina Tabatt
Analyst - Cristina Tabatt

Cristina Tabatt
Approved Signatory Cristina E. Tabatt

NVLAP TESTING
NVLAP Lab Code 500044-0

CHAIN OF CUSTODY

ENVIRONMENTAL LABORATORIES

1508 E. 33rd Street
Signal Hill, CA 90755
562-206-2770 Tel
562-206-2773 Fax
services@AQenvlabs.com

(Lab) Order No. 2142521 thm 2142525

CUSTOMER INFORMATION

Company	Alta Environmental
Address	3777 Long Beach Boulevard
City/State/Zip	Long Beach, CA 90807
Contact	Jim Byers
Office Phone	562/ 495-5777
Cell	
Fax	562/ 495-5877
Email	Jim.Byers@NVS.com

Turnaround Time		Shipped By		Report Send Via:	
Same Day	☐	Fedex	☐	Web	☐
1 Day	☐	UPS	☐	Email	☑
2 Day	☐	USPS	☐	Fax	☐
3 Day	☑	Drop Off	☑	Verbal	☐
5 Day	☐	Drop Box	☐	Mail	☐
Weekend	☐	Other	☐	Pick up	☐

Special Instructions: cc: Therese & Randy

PROJECT INFORMATION

Project Name:	Juan Cabrillo	PO Number:	
Project Number:	~~SMMUSD~~ SMSD-20-9850	Work Order No.:	
Location:	Cabrillo Elementary School	Sampled By:	Randy Flores & Carbany Becerril

PLM		PCM		MOLD		LEAD (Pb)			
PLM EPA 600/M4-82-020	☑	NIOSH 7400A	☐	Spore Trap	☐	Air	☐	TTLC	☐
PLM 400 Pt. Count (<0.25%)	☐	NIOSH 7400B	☐	Tape Lift	☐	Paint	☐	STLC	☐
PLM 1000 Pt. Count (<0.1%)	☐	w/ TWA	☐	Bulk Sample	☐	Wipe	☐	TCLP	☐
						Soil	☐		

SAMPLE ID	SAMPLE TYPE	LOCATION	Date Sampled	Start Time / Stop Time	Avg Flow Rate	Volume (L)
H-1	2x4 fissured ceiling tile	Bldg H	11/13/20	----------		
2				----------		
3				----------		
4	Fiber Board w/Glue on Dry Wall (core)			----------		
5				----------		
6				----------		
7	4" Black Cove base w/Glue			----------		
8				----------		
9				----------		
10	DARK BLUE VINYL SHEET FLOORING			----------		

Relinquished By:	Carbany Becerril	Received By:	[signature]
Date/Time:	1-7-21	Date/Time:	1/8/21 0800

[signature]

Lab Forms
Ver. 082411

CHAIN OF CUSTODY

AQ ENVIRONMENTAL LABORATORIES

1508 E. 33rd Street
Signal Hill, CA 90755
562-206-2770 Tel
562-206-2773 Fax
services@AQenvlabs.com

Company: Alta Environmental

Project Number: SMSD - 20 - 9850

Project Name: Juan Cabrillo Elementary School

Analysis:

TAT:

(Lab) Order No. 2142521 thru 2142525

SAMPLE ID	SAMPLE TYPE	LOCATION	Date Sampled	Start Time / Stop Time	Avg Flow Rate	Volume (L)
H-11	DARK BLUE Vinyl Sheet flooring	Bldg. H	11/13/20			
12	↓					
13	Black Barrier Paper					
14						
15						
16	Kick Sheet Roofing (core)					
17						
18						
19	Newer Roofing (core)					
20						
21						
22	White Roof Patch					
23						
24						
25	WOOD CAULK					
26						
27						
28	NON-SKID flooring					
29						
30						

Relinquished By: Courtney Brandt

Date/Time: 1-7-21

Received By: [signature]

Date/Time: 1/8/21 0800

Lab Forms
Ver. 082411

CHAIN OF CUSTODY

AQ ENVIRONMENTAL LABORATORIES

1508 E. 33rd Street
Signal Hill, CA 90755
562-206-2770 Tel
562-206-2773 Fax
services@AQenvlabs.com

Company: Alta Environmental
Project Number: SMSD-20-9850
Project Name: Jhon Gabrillo ES

Analysis:

TAT:

(Lab) Order No. 2142521 thru 2142525

SAMPLE ID	SAMPLE TYPE	LOCATION	Date Sampled	Start Time / Stop Time	Avg Flow Rate	Volume (L)
S12-1	2'x4' Plain ceiling Tile	Bldg S12	11/17/20			
2	"	"	"			
3	"	"	"			
4	4" Silver Caulk w/Glue	"	"			
5	"	"	"			
6	"	"	"			
7	Carpet Glue w/ Leveling Compound	"	"			
8	"	"	"			
9	"	"	"			
10	Drywall w/ Joint Compound	"	"			
11	"	"	"			
12	"	"	"			
13	"	"	"			
14	"	"	"			
15	Barrier paper	"	"			
16	"	"	"			
17	"	"	"			
S13-1	2'x4' Smooth ceiling tile	Bldg S13	11/13/20			
-2	"	"	"			
-3	"	"	"			

Relinquished By: Courtenay Becerril
Date/Time: 1-7-21

Received By: [signature]
Date/Time: 1/8/21 0800

Lab Forms
Ver. 082411

CHAIN OF CUSTODY

1508 E. 33rd Street
Signal Hill, CA 90755
562-206-2770 Tel
562-206-2773 Fax
services@AQenvlabs.com

ENVIRONMENTAL LABORATORIES

Company: Alta Environmental
Project Number: SMSD-20-9850
Project Name: Thon Cabrillo ES

Analysis:

TAT:

(Lab) Order No. 2142521 thru 2142525

SAMPLE ID	SAMPLE TYPE	LOCATION	Date Sampled	Start Time / Stop Time	Avg Flow Rate	Volume (L)
513 -4	Drywall w/ Joint Compound	Bldg 513	11/13/20			
-5	"	"	"			
-6	"	"	"			
-7	"	"	"			
-8	"	"	"			
-9	FRP - W/Glue Wall	"	"			
-10	"	"	"			
-11	"	"	"			
-12	4" Silver Cove base w/ Tan Glue	"	"			
-13	"	"	"			
-14	"	"	"			
-15	~~4" Silver Cove base w/ Tan Glue~~ Carpet Glue	*C.B.	"			
-16	Carpet Glue	"	"			
-17	"	"	"			
-18	12"x12" Light Grey F.T. w/white specs w/Dark	"	"			
-19	Brown Mastic	"	"			
-20	"	"	"			
-21	12"x12" White w/ Grey specs F.T.	"	"			
-22	w/Dark Brown Mastic	"	"			
-23	"	"	"			

Relinquished By: Cerbany Becerril	Received By:
Date/Time: 1-7-21	Date/Time: 1/8/21 0800

Lab Forms
Ver. 082411

CHAIN OF CUSTODY

ENVIRONMENTAL LABORATORIES

1508 E. 33rd Street
Signal Hill, CA 90755
562-206-2770 Tel
562-206-2773 Fax
services@AQenvlabs.com

Company: Alta Environmental

Project Number:

Project Name:

Analysis:

TAT:

(Lab) Order No. 2142521 thm 2142525

SAMPLE ID	SAMPLE TYPE	LOCATION	Date Sampled	Start Time / Stop Time	Avg Flow Rate	Volume (L)
513 - 24	Blk Barrier paper	Bldg 513	11/13/20			
-25						
-26						
I - 1	NON SKID FLOORING	Bldg. I / Cottage B	11/13/20			
2						
3						
4	WOOD CAULK					
5						
6						
7	KICK SHEET ROOF (CORE)					
8						
9						
10	NEWER ROOF (CORE)					
11						
12						
13	WHITE ROOF PATCH					
14						
15						
16	DARK BLUE Vinyl Sheet flooring					
17						

Relinquished By: [signature]
Date/Time: 1-7-21

Received By: [signature]
Date/Time: 1/8/21 0800

Lab Forms
Ver. 082411

CHAIN OF CUSTODY

1508 E. 33rd Street
Signal Hill, CA 90755
562-206-2770 Tel
562-206-2773 Fax
services@AQenvlabs.com

ENVIRONMENTAL LABORATORIES

Company: Alta Environmental

Project Number:

Project Name:

Analysis:

TAT:

(Lab) Order No. 2142521 thm 2142525

SAMPLE ID	SAMPLE TYPE	LOCATION	Date Sampled	Start Time / Stop Time	Avg Flow Rate	Volume (L)
18	DARK BLUE Vinyl Sheet flooring	Bldg. I / Cottage B	11/13/20			
19	4" BLACK Cove Base W/TAN MASTIC					
20						
21						
22	FIBER BOARD W/Glue ON Dry Wall (core)					
23						
24						
25	BLACK BARRIER PAPER					
26						
27						
28	2x4' Fissured ceiling tiles					
29						
30						
F-1	kicksheet on Solar panel support	Bldg F	11/10/20			
-2						
-3						
-4	Grey Sealant					
-5						
-6						
-7	white Door Caulking					

Relinquished By: Carbany Becerril

Date/Time: 1-7-21

Received By:

Date/Time: 1/8/21 0800

Lab Forms
Ver. 082411

CHAIN OF CUSTODY

ENVIRONMENTAL LABORATORIES

1508 E. 33rd Street
Signal Hill, CA 90755
562-206-2770 Tel
562-206-2773 Fax
services@AQenvlabs.com

Company: Alta Environmental

Project Number:

Project Name:

Analysis:

TAT:

(Lab) Order No. 2142521 thru 2142525

SAMPLE ID	SAMPLE TYPE	LOCATION	Date Sampled	Start Time / Stop Time	Avg Flow Rate	Volume (L)
F -8	White Poor Caulking	Bldg F	11/10/20			
-9	"	"	"			
-10	Window Caulking	"	"			
-11	"	"	"			
-12	"	"	"			
-13	Dry Wall w/ Joint Compound	"	"			
-14	"	"	"			
-15	"	"	"			
-16	4" Black Coucbase w/ Tan Mastic	"	"			
-17	"	"	"			
-18	"	"	"			
-19	Blue 9"x9" F.T.	"	"			
-20	"	"	"			
-21	"	"	"			

Relinquished By:

Date/Time: 1-7-21

Received By:

Date/Time: 1/8/21 0800

Lab Forms
Ver. 082411

ENVIRONMENTAL LABORATORIES LLC

1508 East 33rd Street
Signal Hill, CA 90755
Toll: 888-207-2022
Tel: 562-206-2770
Fax: 562-206-2773

Alta Environmental
3777 Long Beach Blvd.
Long Beach CA 90807
Attn.: Jim Byers

Report Number 2142521

Project Number SMSD-20-9850
Project Name Juan Cabrillo
Location Cabrillo Elementary School - Bldg. H
PO Number
WO Number

Date Received 01/08/2021
Date Analyzed 01/12/2021
Date Reported 01/12/2021

Date Sampled 11/30/2020
Sampled By Randy Flores/Carbany Becerril
Total Samples 50

Method of Analysis 40 CFR Part 763 Appendix E to Subpart E, EPA Method 600/M4-82-020; updated method 600 R-93/116 Determination of Asbestos in Bulk Building Materials.

Test Report

Laboratory ID / Sample No.	Sample Location / Description	Layer No. / Layer %	Non-Asbestos Components	(%)	Asbestos Type	(%)
2142521-001	Bldg. H					
H-1	2'x4' Fissured Ceiling Tile, White/ Beige, Non-homogeneous	LAYER 1 100%	Cellulose Fiber	50%	None Detected	
			Fibrous Glass	15%		
			Perlite	30%		
			Binder/Filler	5%		
	Asbestos Present: No		Total % Non-Asbestos:	100.0%	**Total %Asbestos:**	**No Asbestos Detected**
2142521-002	Bldg. H					
H-2	2'x4' Fissured Ceiling Tile, White/ Beige, Non-homogeneous	LAYER 1 100%	Cellulose Fiber	50%	None Detected	
			Fibrous Glass	15%		
			Perlite	30%		
			Binder/Filler	5%		
	Asbestos Present: No		Total % Non-Asbestos:	100.0%	**Total %Asbestos:**	**No Asbestos Detected**
2142521-003	Bldg. H					
H-3	2'x4' Fissured Ceiling Tile, White/ Beige, Non-homogeneous	LAYER 1 100%	Cellulose Fiber	50%	None Detected	
			Fibrous Glass	15%		
			Perlite	30%		
			Binder/Filler	5%		
	Asbestos Present: No		Total % Non-Asbestos:	100.0%	**Total %Asbestos:**	**No Asbestos Detected**
2142521-004	Bldg. H					
H-4A	Fiberboard, White/ Lt. Brown, Non-homogeneous	LAYER 1 100%	Cellulose Fiber	90%	None Detected	
			Synthetic Fiber	4%		
			Binder/Filler	6%		
	Asbestos Present: No		Total % Non-Asbestos:	100.0%	**Total %Asbestos:**	**No Asbestos Detected**
2142521-005	Bldg. H					
H-4B	Glue, Yellow, Homogeneous	LAYER 1 100%	Organic Binders	100%	None Detected	
	Asbestos Present: No		Total % Non-Asbestos:	100.0%	**Total %Asbestos:**	**No Asbestos Detected**

ENVIRONMENTAL LABORATORIES LLC

1508 East 33rd Street
Signal Hill, CA 90755
Toll: 888-207-2022
Tel: 562-206-2770
Fax: 562-206-2773

Alta Environmental
3777 Long Beach Blvd.
Long Beach CA 90807
Attn.: Jim Byers

Report Number 2142521

Project Number SMSD-20-9850
Project Name Juan Cabrillo
Location Cabrillo Elementary School - Bldg. H
PO Number
WO Number

Date Received 01/08/2021
Date Analyzed 01/12/2021
Date Reported 01/12/2021

Date Sampled 11/30/2020
Sampled By Randy Flores/Carbany Becerril
Total Samples 50

Method of Analysis 40 CFR Part 763 Appendix E to Subpart E, EPA Method 600/M4-82-020; updated method 600 R-93/116 Determination of Asbestos in Bulk Building Materials.

Test Report

Laboratory ID / Sample No.	Sample Location / Description	Layer No. / Layer %	Non-Asbestos Components	(%)	Asbestos Type	(%)
2142521-006	Bldg. H					
H-4C	Drywall, White/ Brown, Non-homogeneous	LAYER 1 100%	Cellulose Fiber Fibrous Glass Gypsum/Filler	10% <1 90%	None Detected	
	Asbestos Present: No		Total % Non-Asbestos:	100.0%	**Total %Asbestos:**	**No Asbestos Detected**
2142521-007	Bldg. H					
H-5A	Fiberboard, White/ Lt. Brown, Non-homogeneous	LAYER 1 100%	Cellulose Fiber Synthetic Fiber Binder/Filler	90% 4% 6%	None Detected	
	Asbestos Present: No		Total % Non-Asbestos:	100.0%	**Total %Asbestos:**	**No Asbestos Detected**
2142521-008	Bldg. H					
H-5B	Glue, Yellow, Homogeneous	LAYER 1 100%	Organic Binders	100%	None Detected	
	Asbestos Present: No		Total % Non-Asbestos:	100.0%	**Total %Asbestos:**	**No Asbestos Detected**
2142521-009	Bldg. H					
H-5C	Drywall, White/ Brown, Non-homogeneous	LAYER 1 100%	Cellulose Fiber Fibrous Glass Gypsum/Filler	10% <1 90%	None Detected	
	Asbestos Present: No		Total % Non-Asbestos:	100.0%	**Total %Asbestos:**	**No Asbestos Detected**
2142521-010	Bldg. H					
H-6A	Fiberboard, White/ Lt. Brown, Non-homogeneous	LAYER 1 100%	Cellulose Fiber Synthetic Fiber Binder/Filler	90% 4% 6%	None Detected	
	Asbestos Present: No		Total % Non-Asbestos:	100.0%	**Total %Asbestos:**	**No Asbestos Detected**
2142521-011	Bldg. H					
H-6B	Glue, Yellow, Homogeneous	LAYER 1 100%	Organic Binders	100%	None Detected	
	Asbestos Present: No		Total % Non-Asbestos:	100.0%	**Total %Asbestos:**	**No Asbestos Detected**

ENVIRONMENTAL LABORATORIES LLC

1508 East 33rd Street
Signal Hill, CA 90755
Toll: 888-207-2022
Tel: 562-206-2770
Fax: 562-206-2773

Alta Environmental
3777 Long Beach Blvd.
Long Beach CA 90807
Attn.: Jim Byers

Report Number 2142521

Project Number SMSD-20-9850
Project Name Juan Cabrillo
Location Cabrillo Elementary School - Bldg. H
PO Number
WO Number

Date Received 01/08/2021
Date Analyzed 01/12/2021
Date Reported 01/12/2021

Date Sampled 11/30/2020
Sampled By Randy Flores/Carbany Becerril
Total Samples 50

Method of Analysis 40 CFR Part 763 Appendix E to Subpart E, EPA Method 600/M4-82-020; updated method 600 R-93/116 Determination of Asbestos in Bulk Building Materials.

Test Report

Laboratory ID / Sample No.	Sample Location / Description	Layer No. / Layer %	Non-Asbestos Components	(%)	Asbestos Type	(%)
2142521-012	Bldg. H					
H-6C	Drywall, White/ Brown, Non-homogeneous	LAYER 1	Cellulose Fiber	10%	None Detected	
		100%	Fibrous Glass	<1		
			Gypsum/Filler	90%		
	Asbestos Present: No		Total % Non-Asbestos:	100.0%	**Total %Asbestos:**	**No Asbestos Detected**
2142521-013	Bldg. H					
H-7A	4" Covebase, Black, Homogeneous	LAYER 1			None Detected	
		100%	Calcium Carbonate	40%		
			Vinyl Binder	60%		
	Asbestos Present: No		Total % Non-Asbestos:	100.0%	**Total %Asbestos:**	**No Asbestos Detected**
2142521-014	Bldg. H					
H-7B	Glue, Tan, Homogeneous	LAYER 1			None Detected	
		100%	Organic Binders/Filler	100%		
	Asbestos Present: No		Total % Non-Asbestos:	100.0%	**Total %Asbestos:**	**No Asbestos Detected**
2142521-015	Bldg. H					
H-8A	4" Covebase, Black, Homogeneous	LAYER 1			None Detected	
		100%	Calcium Carbonate	40%		
			Vinyl Binder	60%		
	Asbestos Present: No		Total % Non-Asbestos:	100.0%	**Total %Asbestos:**	**No Asbestos Detected**
2142521-016	Bldg. H					
H-8B	Glue, Tan, Homogeneous	LAYER 1			None Detected	
		100%	Organic Binders/Filler	100%		
	Asbestos Present: No		Total % Non-Asbestos:	100.0%	**Total %Asbestos:**	**No Asbestos Detected**
2142521-017	Bldg. H					
H-9A	4" Covebase, Black, Homogeneous	LAYER 1			None Detected	
		100%	Calcium Carbonate	40%		
			Vinyl Binder	60%		
	Asbestos Present: No		Total % Non-Asbestos:	100.0%	**Total %Asbestos:**	**No Asbestos Detected**

ENVIRONMENTAL LABORATORIES LLC

1508 East 33rd Street
Signal Hill, CA 90755
Toll: 888-207-2022
Tel: 562-206-2770
Fax: 562-206-2773

Alta Environmental
3777 Long Beach Blvd.
Long Beach CA 90807
Attn.: Jim Byers

Report Number 2142521

Project Number SMSD-20-9850
Project Name Juan Cabrillo
Location Cabrillo Elementary School - Bldg. H
PO Number
WO Number

Date Received 01/08/2021
Date Analyzed 01/12/2021
Date Reported 01/12/2021

Date Sampled 11/30/2020
Sampled By Randy Flores/Carbany Becerril
Total Samples 50

Method of Analysis 40 CFR Part 763 Appendix E to Subpart E, EPA Method 600/M4-82-020; updated method 600 R-93/116 Determination of Asbestos in Bulk Building Materials.

Test Report

Laboratory ID / Sample No.	Sample Location / Description	Layer No. / Layer %	Non-Asbestos Components	(%)	Asbestos Type	(%)
2142521-018	Bldg. H					
H-9B	Glue, Tan, Homogeneous	LAYER 1			None Detected	
		100%	Organic Binders/Filler	100%		
	Asbestos Present: No		Total % Non-Asbestos:	100.0%	**Total %Asbestos:**	**No Asbestos Detected**
2142521-019	Bldg. H					
H-10A	Vinyl Sheet Flooring, Blue, Non-homogeneous	LAYER 1	Jute Fiber	20%	None Detected	
		100%	Cellulose Fiber	40%		
			Vinyl Binder/ Filler	40%		
	Asbestos Present: No		Total % Non-Asbestos:	100.0%	**Total %Asbestos:**	**No Asbestos Detected**
2142521-020	Bldg. H					
H-10B	Glue, Colorless, Homogeneous	LAYER 1			None Detected	
		100%	Organic Binders	100%		
	Asbestos Present: No		Total % Non-Asbestos:	100.0%	**Total %Asbestos:**	**No Asbestos Detected**
2142521-021	Bldg. H					
H-11A	Vinyl Sheet Flooring, Blue, Non-homogeneous	LAYER 1	Jute Fiber	20%	None Detected	
		100%	Cellulose Fiber	40%		
			Vinyl Binder/ Filler	40%		
	Asbestos Present: No		Total % Non-Asbestos:	100.0%	**Total %Asbestos:**	**No Asbestos Detected**
2142521-022	Bldg. H					
H-11B	Glue, Colorless, Homogeneous	LAYER 1			None Detected	
		100%	Organic Binders	100%		
	Asbestos Present: No		Total % Non-Asbestos:	100.0%	**Total %Asbestos:**	**No Asbestos Detected**
2142521-023	Bldg. H					
H-12A	Vinyl Sheet Flooring, Blue, Non-homogeneous	LAYER 1	Jute Fiber	20%	None Detected	
		100%	Cellulose Fiber	40%		
			Vinyl Binder/ Filler	40%		
	Asbestos Present: No		Total % Non-Asbestos:	100.0%	**Total %Asbestos:**	**No Asbestos Detected**

ENVIRONMENTAL LABORATORIES LLC

1508 East 33rd Street
Signal Hill, CA 90755
Toll: 888-207-2022
Tel: 562-206-2770
Fax: 562-206-2773

Alta Environmental
3777 Long Beach Blvd.
Long Beach CA 90807
Attn.: Jim Byers

Report Number 2142521

Project Number SMSD-20-9850
Project Name Juan Cabrillo
Location Cabrillo Elementary School - Bldg. H
PO Number
WO Number

Date Received 01/08/2021
Date Analyzed 01/12/2021
Date Reported 01/12/2021

Date Sampled 11/30/2020
Sampled By Randy Flores/Carbany Becerril
Total Samples 50

Method of Analysis 40 CFR Part 763 Appendix E to Subpart E, EPA Method 600/M4-82-020; updated method 600 R-93/116 Determination of Asbestos in Bulk Building Materials.

Test Report

Laboratory ID / Sample No.	Sample Location / Description	Layer No. / Layer %	Non-Asbestos Components	(%)	Asbestos Type	(%)
2142521-024	Bldg. H					
H-12B	Glue, Colorless, Homogeneous	LAYER 1			None Detected	
		100%	Organic Binders	100%		
	Asbestos Present: No		Total % Non-Asbestos:	100.0%	**Total %Asbestos:**	**No Asbestos Detected**
2142521-025	Bldg. H					
H-13	Barrier Paper, Black/ Brown, Homogeneous	LAYER 1	Cellulose Fiber	80%	None Detected	
		100%	Bituminous Matrix	20%		
	Asbestos Present: No		Total % Non-Asbestos:	100.0%	**Total %Asbestos:**	**No Asbestos Detected**
2142521-026	Bldg. H					
H-14	Barrier Paper, Black/ Brown, Homogeneous	LAYER 1	Cellulose Fiber	80%	None Detected	
		100%	Bituminous Matrix	20%		
	Asbestos Present: No		Total % Non-Asbestos:	100.0%	**Total %Asbestos:**	**No Asbestos Detected**
2142521-027	Bldg. H					
H-15	Barrier Paper, Black/ Brown, Homogeneous	LAYER 1	Cellulose Fiber	80%	None Detected	
		100%	Bituminous Matrix	20%		
	Asbestos Present: No		Total % Non-Asbestos:	100.0%	**Total %Asbestos:**	**No Asbestos Detected**
2142521-028	Bldg. H					
H-16A	Kick Sheet Roofing (Core)- Capsheet, Gray/ Black, Non-homogeneous	LAYER 1	Fibrous Glass	15%	None Detected	
		100%	Quartz/Gravel	30%		
			Bituminous Matrix/Filler	55%		
	Asbestos Present: No		Total % Non-Asbestos:	100.0%	**Total %Asbestos:**	**No Asbestos Detected**
2142521-029	Bldg. H					
H-16B	Kick Sheet Roofing (Core)- Felt/Tar (3 layers), Black, Non-homogeneous	LAYER 1	Fibrous Glass	20%	None Detected	
		100%	Bituminous Matrix	80%		
	Asbestos Present: No		Total % Non-Asbestos:	100.0%	**Total %Asbestos:**	**No Asbestos Detected**

ENVIRONMENTAL LABORATORIES LLC

1508 East 33rd Street
Signal Hill, CA 90755
Toll: 888-207-2022
Tel: 562-206-2770
Fax: 562-206-2773

Alta Environmental
3777 Long Beach Blvd.
Long Beach CA 90807
Attn.: Jim Byers

Report Number 2142521

Project Number SMSD-20-9850
Project Name Juan Cabrillo
Location Cabrillo Elementary School - Bldg. H
PO Number
WO Number

Date Received 01/08/2021
Date Analyzed 01/12/2021
Date Reported 01/12/2021

Date Sampled 11/30/2020
Sampled By Randy Flores/Carbany Becerril
Total Samples 50

Method of Analysis 40 CFR Part 763 Appendix E to Subpart E, EPA Method 600/M4-82-020; updated method 600 R-93/116 Determination of Asbestos in Bulk Building Materials.

Test Report

Laboratory ID / Sample No.	Sample Location / Description	Layer No. / Layer %	Non-Asbestos Components	(%)	Asbestos Type	(%)
2142521-030	Bldg. H					
H-17A	Kick Sheet Roofing (Core)- Capsheet, Gray/ Black, Non-homogeneous	LAYER 1 100%	Fibrous Glass Quartz/Gravel Bituminous Matrix/Filler	15% 30% 55%	None Detected	
	Asbestos Present: No		Total % Non-Asbestos:	100.0%	**Total %Asbestos:**	**No Asbestos Detected**
2142521-031	Bldg. H					
H-17B	Kick Sheet Roofing (Core)- Comp. Roofing (3 layers, Gray/ Black, Non-homogeneous	LAYER 1 100%	Fibrous Glass Quartz/Gravel Bituminous Matrix/Filler	10% 15% 75%	None Detected	
	Asbestos Present: No		Total % Non-Asbestos:	100.0%	**Total %Asbestos:**	**No Asbestos Detected**
2142521-032	Bldg. H					
H-17C	Kick Sheet Roofing (Core)- Felt/Tar (4 layers), Black, Non-homogeneous	LAYER 1 100%	Fibrous Glass Bituminous Matrix	20% 80%	None Detected	
	Asbestos Present: No		Total % Non-Asbestos:	100.0%	**Total %Asbestos:**	**No Asbestos Detected**
2142521-033	Bldg. H					
H-18A	Kick Sheet Roofing (Core)- Capsheet, Gray/ Black, Non-homogeneous	LAYER 1 100%	Fibrous Glass Quartz/Gravel Bituminous Matrix/Filler	15% 30% 55%	None Detected	
	Asbestos Present: No		Total % Non-Asbestos:	100.0%	**Total %Asbestos:**	**No Asbestos Detected**
2142521-034	Bldg. H					
H-18B	Kick Sheet Roofing (Core)- Felt/Tar (3 layers), Black, Non-homogeneous	LAYER 1 100%	Fibrous Glass Bituminous Matrix	25% 75%	None Detected	
	Asbestos Present: No		Total % Non-Asbestos:	100.0%	**Total %Asbestos:**	**No Asbestos Detected**
2142521-035	Bldg. H					
H-19A	Newer Roofing (Core)- Capsheet, Silver/ Black, Non-homogeneous	LAYER 1 100%	Cellulose Fiber Quartz/Gravel Metallic Paint Bituminous Matrix/Filler	10% 15% 5% 70%	None Detected	
	Asbestos Present: No		Total % Non-Asbestos:	100.0%	**Total %Asbestos:**	**No Asbestos Detected**

ENVIRONMENTAL LABORATORIES LLC

1508 East 33rd Street
Signal Hill, CA 90755
Toll: 888-207-2022
Tel: 562-206-2770
Fax: 562-206-2773

Alta Environmental
3777 Long Beach Blvd.
Long Beach CA 90807
Attn.: Jim Byers

Report Number 2142521

Project Number SMSD-20-9850
Project Name Juan Cabrillo
Location Cabrillo Elementary School - Bldg. H
PO Number
WO Number

Date Received 01/08/2021
Date Analyzed 01/12/2021
Date Reported 01/12/2021

Date Sampled 11/30/2020
Sampled By Randy Flores/Carbany Becerril
Total Samples 50

Method of Analysis 40 CFR Part 763 Appendix E to Subpart E, EPA Method 600/M4-82-020; updated method 600 R-93/116 Determination of Asbestos in Bulk Building Materials.

Test Report

Laboratory ID / Sample No.	Sample Location / Description	Layer No. / Layer %	Non-Asbestos Components	(%)	Asbestos Type	(%)
2142521-036	Bldg. H					
H-19B	Newer Roofing (Core)- Comp. Roofing (multilayered), Gray/ Black, Non-homogeneous	LAYER 1 100%	Fibrous Glass Quartz/Gravel Bituminous Matrix/Filler	15% 30% 55%	None Detected	
	Asbestos Present: No		Total % Non-Asbestos:	100.0%	**Total %Asbestos:**	**No Asbestos Detected**
2142521-037	Bldg. H					
H-20A	Newer Roofing (Core)- Capsheet, Silver/ Black, Non-homogeneous	LAYER 1 100%	Cellulose Fiber Quartz/Gravel Metallic Paint Bituminous Matrix/Filler	10% 15% 5% 70%	None Detected	
	Asbestos Present: No		Total % Non-Asbestos:	100.0%	**Total %Asbestos:**	**No Asbestos Detected**
2142521-038	Bldg. H					
H-20B	Newer Roofing (Core)- Comp. Roofing (multilayered), Gray/ Black, Non-homogeneous	LAYER 1 100%	Fibrous Glass Quartz/Gravel Bituminous Matrix/Filler	5% 30% 65%	None Detected	
	Asbestos Present: No		Total % Non-Asbestos:	100.0%	**Total %Asbestos:**	**No Asbestos Detected**
2142521-039	Bldg. H					
H-21A	Newer Roofing (Core)- Capsheet, Silver/ Black, Non-homogeneous	LAYER 1 100%	Cellulose Fiber Fibrous Glass Quartz/Gravel Metallic Paint Bituminous Matrix/Filler	10% <1 15% 5% 70%	None Detected	
	Asbestos Present: No		Total % Non-Asbestos:	100.0%	**Total %Asbestos:**	**No Asbestos Detected**
2142521-040	Bldg. H					
H-21B	Newer Roofing (Core)- Comp. Roofing (multilayer), Gray/ Black, Non-homogeneous	LAYER 1 100%	Fibrous Glass Quartz/Gravel Bituminous Matrix/Filler	10% 35% 55%	None Detected	
	Asbestos Present: No		Total % Non-Asbestos:	100.0%	**Total %Asbestos:**	**No Asbestos Detected**

ENVIRONMENTAL LABORATORIES LLC

1508 East 33rd Street
Signal Hill, CA 90755
Toll: 888-207-2022
Tel: 562-206-2770
Fax: 562-206-2773

Alta Environmental
3777 Long Beach Blvd.
Long Beach CA 90807
Attn.: Jim Byers

Report Number 2142521

Project Number SMSD-20-9850
Project Name Juan Cabrillo
Location Cabrillo Elementary School - Bldg. H
PO Number
WO Number

Date Received 01/08/2021
Date Analyzed 01/12/2021
Date Reported 01/12/2021

Date Sampled 11/30/2020
Sampled By Randy Flores/Carbany Becerril
Total Samples 50

Method of Analysis 40 CFR Part 763 Appendix E to Subpart E, EPA Method 600/M4-82-020; updated method 600 R-93/116 Determination of Asbestos in Bulk Building Materials.

Test Report

Laboratory ID / Sample No.	Sample Location / Description	Layer No. / Layer %	Non-Asbestos Components	(%)	Asbestos Type	(%)
2142521-041	Bldg. H					
H-21C	Newer Roofing (Core)- Felt/Tar (5 layers), Black, Non-homogeneous	LAYER 1 100%	Fibrous Glass Bituminous Matrix	20% 80%	None Detected	
	Asbestos Present: No		Total % Non-Asbestos:	100.0%	**Total %Asbestos:**	**No Asbestos Detected**
2142521-042	Bldg. H					
H-22	Roof Patch, White/ Black, Non-homogeneous	LAYER 1 100%	Cellulose Fiber Quartz/Gravel Bituminous Matrix Binder/Filler	10% 10% 30% 50%	None Detected	
	Asbestos Present: No		Total % Non-Asbestos:	100.0%	**Total %Asbestos:**	**No Asbestos Detected**
2142521-043	Bldg. H					
H-23	Roof Patch, White/ Black, Non-homogeneous	LAYER 1 100%	Cellulose Fiber Quartz/Gravel Bituminous Matrix Binder/Filler	5% 20% 20% 55%	None Detected	
	Asbestos Present: No		Total % Non-Asbestos:	100.0%	**Total %Asbestos:**	**No Asbestos Detected**
2142521-044	Bldg. H					
H-24	Roof Patch, White/ Black, Non-homogeneous	LAYER 1 100%	Cellulose Fiber Fibrous Glass Quartz/Gravel Bituminous Matrix Binder/Filler	<1% <1 35% 20% 45%	None Detected	
	Asbestos Present: No		Total % Non-Asbestos:	100.0%	**Total %Asbestos:**	**No Asbestos Detected**
2142521-045	Bldg. H					
H-25	Wood Caulk, Lt. Blue/White, Non-homogeneous	LAYER 1 100%	Organic Binders/Filler	100%	None Detected	
	Asbestos Present: No		Total % Non-Asbestos:	100.0%	**Total %Asbestos:**	**No Asbestos Detected**
2142521-046	Bldg. H					
H-26	Wood Caulk, Lt. Blue/White, Non-homogeneous	LAYER 1 100%	Organic Binders/Filler	100%	None Detected	
	Asbestos Present: No		Total % Non-Asbestos:	100.0%	**Total %Asbestos:**	**No Asbestos Detected**

ENVIRONMENTAL LABORATORIES LLC

1508 East 33rd Street
Signal Hill, CA 90755
Toll: 888-207-2022
Tel: 562-206-2770
Fax: 562-206-2773

Alta Environmental
3777 Long Beach Blvd.
Long Beach CA 90807
Attn.: Jim Byers

Report Number 2142521

Project Number SMSD-20-9850
Project Name Juan Cabrillo
Location Cabrillo Elementary School - Bldg. H
PO Number
WO Number

Date Received 01/08/2021
Date Analyzed 01/12/2021
Date Reported 01/12/2021

Date Sampled 11/30/2020
Sampled By Randy Flores/Carbany Becerril
Total Samples 50

Method of Analysis 40 CFR Part 763 Appendix E to Subpart E, EPA Method 600/M4-82-020; updated method 600 R-93/116 Determination of Asbestos in Bulk Building Materials.

Test Report

Laboratory ID / Sample No.	Sample Location Description	Layer No. / Layer %	Non-Asbestos Components	(%)	Asbestos Type	(%)
2142521-047	Bldg. H					
H-27	Wood Caulk, Lt. Blue/White, Non-homogeneous	LAYER 1 100%	Organic Binders/Filler	100%	None Detected	
	Asbestos Present: No		Total % Non-Asbestos:	100.0%	**Total %Asbestos:**	**No Asbestos Detected**
2142521-048	Bldg. H					
H-28	Non-Skid Flooring, Gray, Non-homogeneous	LAYER 1 100%	Quartz Binder/Filler	35% 65%	None Detected	
	Asbestos Present: No		Total % Non-Asbestos:	100.0%	**Total %Asbestos:**	**No Asbestos Detected**
2142521-049	Bldg. H					
H-29	Non-Skid Flooring, Gray, Non-homogeneous	LAYER 1 100%	Quartz Binder/Filler	35% 65%	None Detected	
	Asbestos Present: No		Total % Non-Asbestos:	100.0%	**Total %Asbestos:**	**No Asbestos Detected**
2142521-050	Bldg. H					
H-30	Non-Skid Flooring, Gray, Non-homogeneous	LAYER 1 100%	Quartz Binder/Filler	35% 65%	None Detected	
	Asbestos Present: No		Total % Non-Asbestos:	100.0%	**Total %Asbestos:**	**No Asbestos Detected**

Method Detection Limit: Less than one percent (<1%). Asbestos content has been determined using calibrated visual estimation (CVES). Samples tested were received in acceptable condition unless otherwise stated. Test report relates only to items tested. Non-homogeneous samples containing discrete and separable layers are analyzed and reported separately; composite results may be reported upon customer's request. Non-homogeneous samples with inseparable layers are analyzed and reported as composite samples. Due to the limitations of Polarized Light Microscopy, samples reported as None Detected or with low asbestos concentrations may not be reliable and further analysis such as TEM is recommended to confirm PLM results. This report shall not be reproduced except in full without the written approval of this laboratory. This report may not be used by the customer to claim product certification, endorsement, or approval by NIST/NVLAP or any agency of the government. Samples shall be disposed according to local, state and federal laws, 30 days after results are reported unless otherwise instructed.

CA-ELAP #2823

Cristina E Tabatt

Analyst - Cristina Tabatt

Cristina E Tabatt

Approved Signatory Cristina E. Tabatt

NVLAP TESTING
NVLAP Lab Code 500044-0

CHAIN OF CUSTODY

ENVIRONMENTAL LABORATORIES

1508 E. 33rd Street
Signal Hill, CA 90755
562-206-2770 Tel
562-206-2773 Fax
services@AQenvlabs.com

(Lab) Order No. 2142521 thm 2142525

CUSTOMER INFORMATION

Company	Alta Environmental
Address	3777 Long Beach Boulevard
City/State/Zip	Long Beach, CA 90807
Contact	Jim Byers
Office Phone	562/ 495-5777
Cell	
Fax	562/ 495-5877
Email	Jim.Byers@NVS.com

Turnaround Time		Shipped By		Report Send Via:	
Same Day	☐	Fedex	☐	Web	☐
1 Day	☐	UPS	☐	Email	☑
2 Day	☐	USPS	☐	Fax	☐
3 Day	☑	Drop Off	☑	Verbal	☐
5 Day	☐	Drop Box	☐	Mail	☐
Weekend	☐	Other	☐	Pick up	☐

Special Instructions: cc: Therese & Randy

PROJECT INFORMATION

Project Name:	Juan Cabrillo	PO Number:	
Project Number:	~~SMMUSD~~ SMSD-20-9850	Work Order No.:	
Location:	Cabrillo Elementary School	Sampled By:	Randy Flores & Carbany Becerril

PLM		PCM		MOLD		LEAD (Pb)			
PLM EPA 600/M4-82-020	☑	NIOSH 7400A	☐	Spore Trap	☐	Air	☐	TTLC	☐
PLM 400 Pt. Count (<0.25%)	☐	NIOSH 7400B	☐	Tape Lift	☐	Paint	☐	STLC	☐
PLM 1000 Pt. Count (<0.1%)	☐	w/ TWA	☐	Bulk Sample	☐	Wipe	☐	TCLP	☐
						Soil	☐		

SAMPLE ID	SAMPLE TYPE	LOCATION	Date Sampled	Start Time / Stop Time	Avg Flow Rate	Volume (L)
H-1	2x4 fissured ceiling tile	Bldg H	11/13/20	----------		
2				----------		
3				----------		
4	Fiber Board w/Glue on Dry Wall (core)			----------		
5				----------		
6				----------		
7	4" Black Cove base w/Glue			----------		
8				----------		
9				----------		
10	DARK BLUE VINYL SHEET FLOORING			----------		

Relinquished By:	Carbany Becerril	Received By:	[signature]
Date/Time:	1-7-21	Date/Time:	1/8/21 0800

[signature]

Lab Forms
Ver. 082411

CHAIN OF CUSTODY

AQ ENVIRONMENTAL LABORATORIES

1508 E. 33rd Street
Signal Hill, CA 90755
562-206-2770 Tel
562-206-2773 Fax
services@AQenvlabs.com

Company: Alta Environmental

Project Number: SMSD - 20 - 9850

Project Name: Juan Cabrillo Elementary School

Analysis:

TAT:

(Lab) Order No. 2142521 thru 2142525

SAMPLE ID	SAMPLE TYPE	LOCATION	Date Sampled	Start Time / Stop Time	Avg Flow Rate	Volume (L)
H-11	DARK BLUE Vinyl Sheet flooring	Bldg. H	11/13/20			
12	↓					
13	Black Barrier Paper					
14						
15						
16	Kick Sheet Roofing (core)					
17						
18						
19	Newer Roofing (core)					
20						
21						
22	White Roof Patch					
23						
24						
25	WOOD CAULK					
26						
27						
28	NON-SKID flooring					
29						
30						

Relinquished By: Courtney Brandt

Date/Time: 1-7-21

Received By: [signature]

Date/Time: 1/8/21 0800

Lab Forms
Ver. 082411

CHAIN OF CUSTODY

AQ ENVIRONMENTAL LABORATORIES

1508 E. 33rd Street
Signal Hill, CA 90755
562-206-2770 Tel
562-206-2773 Fax
services@AQenvlabs.com

Company: Alta Environmental
Project Number: SMSD-20-9850
Project Name: Jhon Gabrillo ES

Analysis:

TAT:

(Lab) Order No. 2142521 thru 2142525

SAMPLE ID	SAMPLE TYPE	LOCATION	Date Sampled	Start Time / Stop Time	Avg Flow Rate	Volume (L)
S12-1	2'x4' Plain ceiling Tile	Bldg S12	11/17/20			
2	"	"	"			
3	"	"	"			
4	4" Silver Caulk w/Glue	"	"			
5	"	"	"			
6	"	"	"			
7	Carpet Glue w/ Leveling Compound	"	"			
8	"	"	"			
9	"	"	"			
10	Drywall w/ Joint Compound	"	"			
11	"	"	"			
12	"	"	"			
13	"	"	"			
14	"	"	"			
15	Barrier paper	"	"			
16	"	"	"			
17	"	"	"			
S13-1	2'x4' Smooth ceiling tile	Bldg S13	11/13/20			
-2	"	"	"			
-3	"	"	"			

Relinquished By: Courtenay Becerril
Date/Time: 1-7-21

Received By: [signature]
Date/Time: 1/8/21 0800

Lab Forms
Ver. 082411

CHAIN OF CUSTODY

1508 E. 33rd Street
Signal Hill, CA 90755
562-206-2770 Tel
562-206-2773 Fax
services@AQenvlabs.com

ENVIRONMENTAL LABORATORIES

Company: Alta Environmental
Project Number: SMSD-20-9850
Project Name: Thon Cabrillo ES

Analysis:

TAT:

(Lab) Order No. 2142521 thru 2142525

SAMPLE ID	SAMPLE TYPE	LOCATION	Date Sampled	Start Time / Stop Time	Avg Flow Rate	Volume (L)
513 -4	Drywall w/ Joint Compound	Bldg 513	11/13/20			
-5	"	"	"			
-6	"	"	"			
-7	"	"	"			
-8	"	"	"			
-9	FRP - W/Glue Wall	"	"			
-10	"	"	"			
-11	"	"	"			
-12	4" Silver Cove base w/ Tan Glue	"	"			
-13	"	"	"			
-14	"	"	"			
-15	~~4" Silver Cove base w/ Tan Glue~~ Carpet Glue	*C.B.	"			
-16	Carpet Glue	"	"			
-17	"	"	"			
-18	12"x12" Light Grey F.T. w/white specs w/Dark	"	"			
-19	Brown Mastic	"	"			
-20	"	"	"			
-21	12"x12" White w/ Grey specs F.T.	"	"			
-22	w/Dark Brown Mastic	"	"			
-23	"	"	"			

Relinquished By: Cerbany Becerril	Received By:
Date/Time: 1-7-21	Date/Time: 1/8/21 0800

Lab Forms
Ver. 082411

CHAIN OF CUSTODY

ENVIRONMENTAL LABORATORIES

1508 E. 33rd Street
Signal Hill, CA 90755
562-206-2770 Tel
562-206-2773 Fax
services@AQenvlabs.com

Company: Alta Environmental

Project Number:

Project Name:

Analysis:

TAT:

(Lab) Order No. 2142521 thm 2142525

SAMPLE ID	SAMPLE TYPE	LOCATION	Date Sampled	Start Time / Stop Time	Avg Flow Rate	Volume (L)
513 - 24	Blk Barrier paper	Bldg 513	11/13/20			
-25						
-26						
I - 1	NON SKID FLOORING	Bldg. I / Cottage B	11/13/20			
2						
3						
4	WOOD CAULK					
5						
6						
7	KICK SHEET ROOF (CORE)					
8						
9						
10	NEWER ROOF (CORE)					
11						
12						
13	WHITE ROOF PATCH					
14						
15						
16	DARK BLUE Vinyl Sheet flooring					
17						

Relinquished By: [signature]
Date/Time: 1-7-21

Received By: [signature]
Date/Time: 1/8/21 0800

Lab Forms
Ver. 082411

CHAIN OF CUSTODY

1508 E. 33rd Street
Signal Hill, CA 90755
562-206-2770 Tel
562-206-2773 Fax
services@AQenvlabs.com

ENVIRONMENTAL LABORATORIES

Company: Alta Environmental

Project Number:

Project Name:

Analysis:

TAT:

(Lab) Order No. 2142521 thm 2142525

SAMPLE ID	SAMPLE TYPE	LOCATION	Date Sampled	Start Time / Stop Time	Avg Flow Rate	Volume (L)
18	DARK BLUE Vinyl Sheet flooring	Bldg. I / Cottage B	11/13/20			
19	4" BLACK Cove Base W/TAN MASTIC					
20						
21						
22	FIBER BOARD W/Glue ON Dry Wall (core)					
23						
24						
25	BLACK BARRIER PAPER					
26						
27						
28	2x4' Fissured ceiling tiles					
29						
30						
F-1	kicksheet on Solar panel support	Bldg F	11/10/20			
-2						
-3						
-4	Grey Sealant					
-5						
-6						
-7	white Door Caulking					

Relinquished By: Carbany Becerril

Date/Time: 1-7-21

Received By:

Date/Time: 1/8/21 0800

Lab Forms
Ver. 082411

CHAIN OF CUSTODY

ENVIRONMENTAL LABORATORIES

1508 E. 33rd Street
Signal Hill, CA 90755
562-206-2770 Tel
562-206-2773 Fax
services@AQenvlabs.com

Company: Alta Environmental

Project Number:

Project Name:

Analysis:

TAT:

(Lab) Order No. 2142521 thru 2142525

SAMPLE ID	SAMPLE TYPE	LOCATION	Date Sampled	Start Time / Stop Time	Avg Flow Rate	Volume (L)
F -8	White Poor Caulking	Bldg F	11/10/20			
-9	"	"	"			
-10	Window Caulking	"	"			
-11	"	"	"			
-12	"	"	"			
-13	Dry Wall w/ Joint Compound	"	"			
-14	"	"	"			
-15	"	"	"			
-16	4" Black Coucbase w/ Tan Mastic	"	"			
-17	"	"	"			
-18	"	"	"			
-19	Blue 9"x9" F.T.	"	"			
-20	"	"	"			
-21	"	"	"			

Relinquished By:

Date/Time: 1-7-21

Received By:

Date/Time: 1/8/21 0800

Lab Forms
Ver. 082411

ENVIRONMENTAL LABORATORIES LLC

1508 East 33rd Street
Signal Hill, CA 90755
Toll: 888-207-2022
Tel: 562-206-2770
Fax: 562-206-2773

Alta Environmental
3777 Long Beach Blvd.
Long Beach CA 90807
Attn.: Jim Byers

Report Number 2142524

Project Number SMSD-20-9850
Project Name Juan Cabrillo
Location Cabrillo Elementary School - Bldg. I/Cottage B
PO Number
WO Number

Date Received 01/08/2021
Date Analyzed 01/13/2021
Date Reported 01/13/2021

Date Sampled 11/13/2020
Sampled By Randy Flores/Carbany Becerril
Total Samples 51

Method of Analysis 40 CFR Part 763 Appendix E to Subpart E, EPA Method 600/M4-82-020; updated method 600 R-93/116 Determination of Asbestos in Bulk Building Materials.

Test Report

Laboratory ID / Sample No.	Sample Location / Description	Layer No. / Layer %	Non-Asbestos Components	(%)	Asbestos Type	(%)
2142524-001	Bldg. I/Cottage B					
I-1	Non Skid Flooring, Gray, Non-homogeneous	LAYER 1 100%	 Non-Fibrous Material	 100%	None Detected	
	Asbestos Present: No		Total % Non-Asbestos:	100.0%	**Total %Asbestos:**	**No Asbestos Detected**
2142524-002	Bldg. I/Cottage B					
I-2	Non Skid Flooring, Gray, Non-homogeneous	LAYER 1 100%	 Non-Fibrous Material	 100%	None Detected	
	Asbestos Present: No		Total % Non-Asbestos:	100.0%	**Total %Asbestos:**	**No Asbestos Detected**
2142524-003	Bldg. I/Cottage B					
I-3	Non Skid Flooring, Gray, Non-homogeneous	LAYER 1 100%	 Non-Fibrous Material	 100%	None Detected	
	Asbestos Present: No		Total % Non-Asbestos:	100.0%	**Total %Asbestos:**	**No Asbestos Detected**
2142524-004	Bldg. I/Cottage B					
I-4	Wood Caulk, Cream/Gray, Non-homogeneous	LAYER 1 100%	Cellulose Fiber Binder/Filler	5% 95%	None Detected	
	Asbestos Present: No		Total % Non-Asbestos:	100.0%	**Total %Asbestos:**	**No Asbestos Detected**
2142524-005	Bldg. I/Cottage B					
I-5	Wood Caulk, Cream/Gray, Non-homogeneous	LAYER 1 100%	Cellulose Fiber Binder/Filler	5% 95%	None Detected	
	Asbestos Present: No		Total % Non-Asbestos:	100.0%	**Total %Asbestos:**	**No Asbestos Detected**
2142524-006	Bldg. I/Cottage B					
I-6	Wood Caulk, Cream/Gray, Non-homogeneous	LAYER 1 100%	Cellulose Fiber Binder/Filler	5% 95%	None Detected	
	Asbestos Present: No		Total % Non-Asbestos:	100.0%	**Total %Asbestos:**	**No Asbestos Detected**

ENVIRONMENTAL LABORATORIES LLC

1508 East 33rd Street
Signal Hill, CA 90755
Toll: 888-207-2022
Tel: 562-206-2770
Fax: 562-206-2773

Alta Environmental
3777 Long Beach Blvd.
Long Beach CA 90807
Attn.: Jim Byers

Report Number 2142524

Project Number SMSD-20-9850
Project Name Juan Cabrillo
Location Cabrillo Elementary School - Bldg. I/Cottage B
PO Number
WO Number

Date Received 01/08/2021
Date Analyzed 01/13/2021
Date Reported 01/13/2021

Date Sampled 11/13/2020
Sampled By Randy Flores/Carbany Becerril
Total Samples 51

Method of Analysis 40 CFR Part 763 Appendix E to Subpart E, EPA Method 600/M4-82-020; updated method 600 R-93/116 Determination of Asbestos in Bulk Building Materials.

Test Report

Laboratory ID / Sample No.	Sample Location Description	Layer No. / Layer %	Non-Asbestos Components	(%)	Asbestos Type	(%)
21425924-007	Bldg. I/Cottage B					
I-7A	Kick Sheet Roof (Core) - Capsheet, White/Black, Non-homogeneous	LAYER 1 100%	Fibrous Glass Bituminous Matrix/Filler Other Non-Fibrous Material	20% 50% 30%	None Detected	
	Asbestos Present: No		Total % Non-Asbestos:	100.0%	**Total %Asbestos:**	**No Asbestos Detected**
2142524-008	Bldg. I/Cottage B					
I-7B	Kick Sheet Roof Core - Layered Felt/Tar (4 Layers), Black, Non-homogeneous	LAYER 1 100%	Fibrous Glass Bituminous Matrix	15% 85%	None Detected	
	Asbestos Present: No		Total % Non-Asbestos:	100.0%	**Total %Asbestos:**	**No Asbestos Detected**
21425924-009	Bldg. I/Cottage B					
I-8A	Kick Sheet Roof (Core) - Capsheet, White/Black, Non-homogeneous	LAYER 1 100%	Fibrous Glass Bituminous Matrix/Filler Other Non-Fibrous Material	20% 50% 30%	None Detected	
	Asbestos Present: No		Total % Non-Asbestos:	100.0%	**Total %Asbestos:**	**No Asbestos Detected**
2142524-010	Bldg. I/Cottage B					
I-8B	Kick Sheet Roof (Core) - Layered Felt/Tar, Black, Non-homogeneous	LAYER 1 100%	Fibrous Glass Bituminous Matrix	15% 85%	None Detected	
	Asbestos Present: No		Total % Non-Asbestos:	100.0%	**Total %Asbestos:**	**No Asbestos Detected**
2142524-011	Bldg. I/Cottage B					
I-9A	Kick Sheet Roof (Core) - Capsheet, White/Black, Non-homogeneous	LAYER 1 100%	Fibrous Glass Bituminous Matrix/Filler Other Non-Fibrous Material	15% 60% 25%	None Detected	
	Asbestos Present: No		Total % Non-Asbestos:	100.0%	**Total %Asbestos:**	**No Asbestos Detected**
2142524-012	Bldg. I/Cottage B					
I-9B	Kick Sheet Roof (Core) - Layered Felt/Tar, Black, Non-homogeneous	LAYER 1 100%	Fibrous Glass Bituminous Matrix/Filler	15% 85%	None Detected	
	Asbestos Present: No		Total % Non-Asbestos:	100.0%	**Total %Asbestos:**	**No Asbestos Detected**

ENVIRONMENTAL LABORATORIES LLC

1508 East 33rd Street
Signal Hill, CA 90755
Toll: 888-207-2022
Tel: 562-206-2770
Fax: 562-206-2773

Alta Environmental
3777 Long Beach Blvd.
Long Beach CA 90807
Attn.: Jim Byers

Report Number 2142524

Project Number SMSD-20-9850
Project Name Juan Cabrillo
Location Cabrillo Elementary School - Bldg. I/Cottage B
PO Number
WO Number

Date Received 01/08/2021
Date Analyzed 01/13/2021
Date Reported 01/13/2021

Date Sampled 11/13/2020
Sampled By Randy Flores/Carbany Becerril
Total Samples 51

Method of Analysis 40 CFR Part 763 Appendix E to Subpart E, EPA Method 600/M4-82-020; updated method 600 R-93/116 Determination of Asbestos in Bulk Building Materials.

Test Report

Laboratory ID / Sample No.	Sample Location Description	Layer No. / Layer %	Non-Asbestos Components	(%)	Asbestos Type	(%)
2142524-013	Bldg. I/Cottage B					
I-10A	Newer Roof (Core) - Capsheet, Silver/Black, Non-homogeneous	LAYER 1 100%	Cellulose Fiber	45%	None Detected	
			Bituminous Matrix	35%		
			Other Non-Fibrous Material	20%		
	Asbestos Present: No		Total % Non-Asbestos:	100.0%	**Total %Asbestos:**	**No Asbestos Detected**
2142524-014	Bldg. I/Cottage B					
I-10B	Newer Roof (Core) - Felt Mesh, Black, Non-homogeneous	LAYER 1 100%	Fibrous Glass	40%	None Detected	
			Bituminous Matrix/Filler	60%		
	Asbestos Present: No		Total % Non-Asbestos:	100.0%	**Total %Asbestos:**	**No Asbestos Detected**
2142524-015	Bldg. I/Cottage B					
I-10C	Newer Roof (Core) - Layered Felt/Tar, Black, Non-homogeneous	LAYER 1 100%	Fibrous Glass	15%	None Detected	
			Bituminous Matrix	85%		
	Asbestos Present: No		Total % Non-Asbestos:	100.0%	**Total %Asbestos:**	**No Asbestos Detected**
2142524-016	Bldg. I/Cottage B					
I-11A	Newer Roof (Core) - Capsheet, Silver/Black, Non-homogeneous	LAYER 1 100%	Cellulose Fiber	45%	None Detected	
			Bituminous Matrix	35%		
			Other Non-Fibrous Material	20%		
	Asbestos Present: No		Total % Non-Asbestos:	100.0%	**Total %Asbestos:**	**No Asbestos Detected**
2142524-017	Bldg. I/Cottage B					
I-11B	Newer Roof (Core) - Felt/Mesh, Black, Non-homogeneous	LAYER 1 100%	Fibrous Glass	40%	None Detected	
			Bituminous Matrix/Filler	60%		
	Asbestos Present: No		Total % Non-Asbestos:	100.0%	**Total %Asbestos:**	**No Asbestos Detected**
2142524-018	Bldg. I/Cottage B					
I-11C	Newer Roof (Core) - Layered Felt/Tar, Black, Non-homogeneous	LAYER 1 100%	Fibrous Glass	15%	None Detected	
			Bituminous Matrix	85%		
	Asbestos Present: No		Total % Non-Asbestos:	100.0%	**Total %Asbestos:**	**No Asbestos Detected**

ENVIRONMENTAL LABORATORIES LLC

1508 East 33rd Street
Signal Hill, CA 90755
Toll: 888-207-2022
Tel: 562-206-2770
Fax: 562-206-2773

Alta Environmental
3777 Long Beach Blvd.
Long Beach CA 90807
Attn.: Jim Byers

Report Number 2142524

Project Number SMSD-20-9850
Project Name Juan Cabrillo
Location Cabrillo Elementary School - Bldg. I/Cottage B
PO Number
WO Number

Date Received 01/08/2021
Date Analyzed 01/13/2021
Date Reported 01/13/2021

Date Sampled 11/13/2020
Sampled By Randy Flores/Carbany Becerril
Total Samples 51

Method of Analysis 40 CFR Part 763 Appendix E to Subpart E, EPA Method 600/M4-82-020; updated method 600 R-93/116 Determination of Asbestos in Bulk Building Materials.

Test Report

Laboratory ID / Sample No.	Sample Location Description	Layer No. / Layer %	Non-Asbestos Components	(%)	Asbestos Type	(%)
2142524-019	Bldg. I/Cottage B					
I-12A	Newer Roof (Core) - Capsheet, White/Black, Non-homogeneous	LAYER 1 100%	Cellulose Fiber Bituminous Matrix Other Non-Fibrous Material	45% 35% 20%	None Detected	
	Asbestos Present: No		Total % Non-Asbestos:	100.0%	**Total %Asbestos:**	**No Asbestos Detected**
2142524-020	Bldg. I/Cottage B					
I-12B	Newer Roof (Core) - Felt/Mesh, Black, Non-homogeneous	LAYER 1 100%	Fibrous Glass Bituminous Matrix/Filler	35% 65%	None Detected	
	Asbestos Present: No		Total % Non-Asbestos:	100.0%	**Total %Asbestos:**	**No Asbestos Detected**
2142524-021	Bldg. I/Cottage B					
I-12C	Newer Roof (Core) - Layered Felt/Tar, Black/White, Non-homogeneous	LAYER 1 100%	Fibrous Glass Bituminous Matrix/Filler Other Non-Fibrous Material	15% 70% 15%	None Detected	
	Asbestos Present: No		Total % Non-Asbestos:	100.0%	**Total %Asbestos:**	**No Asbestos Detected**
2142524-022	Bldg. I/Cottage B					
I-13	Roof Patch, White/Black, Non-homogeneous	LAYER 1 100%	Fibrous Glass Bituminous Matrix/Filler Other Non-Fibrous Material	5% 35% 60%	None Detected	
	Asbestos Present: No		Total % Non-Asbestos:	100.0%	**Total %Asbestos:**	**No Asbestos Detected**
2142524-023	Bldg. I/Cottage B					
I-14	Roof Patch, White/Black, Non-homogeneous	LAYER 1 100%	Cellulose Fiber Fibrous Glass Bituminous Matrix Other Non-Fibrous Material	15% <1 45% 40%	None Detected	
	Asbestos Present: No		Total % Non-Asbestos:	100.0%	**Total %Asbestos:**	**No Asbestos Detected**
2142524-024	Bldg. I/Cottage B					
I-15	Roof Patch, White/Black, Non-homogeneous	LAYER 1 100%	Bituminous Matrix Non-Fibrous Material	10% 90%	None Detected	
	Asbestos Present: No		Total % Non-Asbestos:	100.0%	**Total %Asbestos:**	**No Asbestos Detected**

ENVIRONMENTAL LABORATORIES LLC

1508 East 33rd Street
Signal Hill, CA 90755
Toll: 888-207-2022
Tel: 562-206-2770
Fax: 562-206-2773

Alta Environmental
3777 Long Beach Blvd.
Long Beach CA 90807
Attn.: Jim Byers

Report Number 2142524

Project Number SMSD-20-9850
Project Name Juan Cabrillo
Location Cabrillo Elementary School - Bldg. I/Cottage B
PO Number
WO Number

Date Received 01/08/2021
Date Analyzed 01/13/2021
Date Reported 01/13/2021

Date Sampled 11/13/2020
Sampled By Randy Flores/Carbany Becerril
Total Samples 51

Method of Analysis 40 CFR Part 763 Appendix E to Subpart E, EPA Method 600/M4-82-020; updated method 600 R-93/116 Determination of Asbestos in Bulk Building Materials.

Test Report

Laboratory ID / Sample No.	Sample Location Description	Layer No. / Layer %	Non-Asbestos Components	(%)	Asbestos Type	(%)
2142524-025	Bldg. I/Cottage B					
I-16A	Vinyl Sheet Flooring, Dk. Blue, Non-homogeneous	LAYER 1 100%	Cellulose Fiber Jute Fiber Organic Binders/Filler	40% 20% 40%	None Detected	
	Asbestos Present: No		Total % Non-Asbestos:	100.0%	**Total %Asbestos:**	**No Asbestos Detected**
2142524-026	Bldg. I/Cottage B					
I-16B	Glue, Gray, Non-homogeneous	LAYER 1 100%	Adhesive Binders/Filler	100%	None Detected	
	Asbestos Present: No		Total % Non-Asbestos:	100.0%	**Total %Asbestos:**	**No Asbestos Detected**
2142524-027	Bldg. I/Cottage B					
I-17A	Vinyl Sheet Flooring, Dk. Blue, Non-homogeneous	LAYER 1 100%	Cellulose Fiber Jute Fiber Organic Binders/Filler	40% 20% 40%	None Detected	
	Asbestos Present: No		Total % Non-Asbestos:	100.0%	**Total %Asbestos:**	**No Asbestos Detected**
2142524-028	Bldg. I/Cottage B					
I-17B	Glue, Gray, Non-homogeneous	LAYER 1 100%	Cellulose Fiber Jute Fiber Organic Binders/Filler	40% 20% 40%	None Detected	
	Asbestos Present: No		Total % Non-Asbestos:	100.0%	**Total %Asbestos:**	**No Asbestos Detected**
2142524-029	Bldg. I/Cottage B					
I-18A	Vinyl Sheet Flooring, Dk. Blue, Non-homogeneous	LAYER 1 100%	Cellulose Fiber Jute Fiber Organic Binders/Filler	40% 20% 40%	None Detected	
	Asbestos Present: No		Total % Non-Asbestos:	100.0%	**Total %Asbestos:**	**No Asbestos Detected**
2142524-030	Bldg. I/Cottage B					
I-18B	Glue, Gray, Non-homogeneous	LAYER 1 100%	Adhesive Binders/Filler	100%	None Detected	
	Asbestos Present: No		Total % Non-Asbestos:	100.0%	**Total %Asbestos:**	**No Asbestos Detected**

ENVIRONMENTAL LABORATORIES LLC

1508 East 33rd Street
Signal Hill, CA 90755
Toll: 888-207-2022
Tel: 562-206-2770
Fax: 562-206-2773

Alta Environmental
3777 Long Beach Blvd.
Long Beach CA 90807
Attn.: Jim Byers

Report Number 2142524

Project Number SMSD-20-9850
Project Name Juan Cabrillo
Location Cabrillo Elementary School - Bldg. I/Cottage B
PO Number
WO Number

Date Received 01/08/2021
Date Analyzed 01/13/2021
Date Reported 01/13/2021

Date Sampled 11/13/2020
Sampled By Randy Flores/Carbany Becerril
Total Samples 51

Method of Analysis 40 CFR Part 763 Appendix E to Subpart E, EPA Method 600/M4-82-020; updated method 600 R-93/116 Determination of Asbestos in Bulk Building Materials.

Test Report

Laboratory ID / Sample No.	Sample Location / Description	Layer No. / Layer %	Non-Asbestos Components	(%)	Asbestos Type	(%)
2142524-031	Bldg. I/Cottage B					
I-19A	4" Covebase, Black, Homogeneous	LAYER 1			None Detected	
		100%	Calcium Carbonate	40%		
			Vinyl Binder/ Filler	60%		
	Asbestos Present: No		Total % Non-Asbestos:	100.0%	**Total %Asbestos:**	**No Asbestos Detected**
2142524-032	Bldg. I/Cottage B					
I-19B	Mastic, Tan, Homogeneous	LAYER 1			None Detected	
		100%	Adhesive Binders/Filler	100%		
	Asbestos Present: No		Total % Non-Asbestos:	100.0%	**Total %Asbestos:**	**No Asbestos Detected**
2142524-033	Bldg. I/Cottage B					
I-20A	4" Covebase, Black, Homogeneous	LAYER 1			None Detected	
		100%	Calcium Carbonate	40%		
			Vinyl Binder/ Filler	60%		
	Asbestos Present: No		Total % Non-Asbestos:	100.0%	**Total %Asbestos:**	**No Asbestos Detected**
2142524-034	Bldg. I/Cottage B					
I-20B	Mastic, Tan, Homogeneous	LAYER 1			None Detected	
		100%	Adhesive Binders/Filler	100%		
	Asbestos Present: No		Total % Non-Asbestos:	100.0%	**Total %Asbestos:**	**No Asbestos Detected**
2142524-035	Bldg. I/Cottage B					
I-21A	4" Covebase, Black, Homogeneous	LAYER 1			None Detected	
		100%	Calcium Carbonate	40%		
			Vinyl Binder/ Filler	60%		
	Asbestos Present: No		Total % Non-Asbestos:	100.0%	**Total %Asbestos:**	**No Asbestos Detected**
2142524-036	Bldg. I/Cottage B					
I-21B	Mastic, Tan, Homogeneous	LAYER 1			None Detected	
		100%	Adhesive Binders/Filler	100%		
	Asbestos Present: No		Total % Non-Asbestos:	100.0%	**Total %Asbestos:**	**No Asbestos Detected**

ENVIRONMENTAL LABORATORIES LLC

1508 East 33rd Street
Signal Hill, CA 90755
Toll: 888-207-2022
Tel: 562-206-2770
Fax: 562-206-2773

Alta Environmental
3777 Long Beach Blvd.
Long Beach CA 90807
Attn.: Jim Byers

Report Number 2142524

Project Number SMSD-20-9850
Project Name Juan Cabrillo
Location Cabrillo Elementary School - Bldg. I/Cottage B
PO Number
WO Number

Date Received 01/08/2021
Date Analyzed 01/13/2021
Date Reported 01/13/2021

Date Sampled 11/13/2020
Sampled By Randy Flores/Carbany Becerril
Total Samples 51

Method of Analysis 40 CFR Part 763 Appendix E to Subpart E, EPA Method 600/M4-82-020; updated method 600 R-93/116 Determination of Asbestos in Bulk Building Materials.

Test Report

Laboratory ID / Sample No.	Sample Location / Description	Layer No. / Layer %	Non-Asbestos Components	(%)	Asbestos Type	(%)
2142524-037	Bldg. I/Cottage B					
I-22A	Fiberboard, White/Brown, Non-homogeneous	LAYER 1 100%	Wood Fiber Binder/Filler	95% 5%	None Detected	
	Asbestos Present: No		Total % Non-Asbestos:	100.0%	**Total %Asbestos:**	**No Asbestos Detected**
2142524-038	Bldg. I/Cottage B					
I-22B	Glue, Colorless, Homogeneous	LAYER 1 100%	Adhesive Binders	100%	None Detected	
	Asbestos Present: No		Total % Non-Asbestos:	100.0%	**Total %Asbestos:**	**No Asbestos Detected**
2142524-039	Bldg. I/Cottage B					
I-22C	Drywall, White/Brown, Non-homogeneous	LAYER 1 100%	Cellulose Fiber Fibrous Glass Gypsum/Filler	10% <1 90%	None Detected	
	Asbestos Present: No		Total % Non-Asbestos:	100.0%	**Total %Asbestos:**	**No Asbestos Detected**
2142524-040	Bldg. I/Cottage B					
I-23A	Fiberboard, White/Brown, Non-homogeneous	LAYER 1 100%	Wood Fiber Binder/Filler	95% 5%	None Detected	
	Asbestos Present: No		Total % Non-Asbestos:	100.0%	**Total %Asbestos:**	**No Asbestos Detected**
2142524-041	Bldg. I/Cottage B					
I-23B	Glue, Colorless, Homogeneous	LAYER 1 100%	Adhesive Binders	100%	None Detected	
	Asbestos Present: No		Total % Non-Asbestos:	100.0%	**Total %Asbestos:**	**No Asbestos Detected**
2142524-042	Bldg. I/Cottage B					
I-23C	Drywall, White/Brown, Non-homogeneous	LAYER 1 100%	Cellulose Fiber Fibrous Glass Gypsum/Filler	15% <1 85%	None Detected	
	Asbestos Present: No		Total % Non-Asbestos:	100.0%	**Total %Asbestos:**	**No Asbestos Detected**

ENVIRONMENTAL LABORATORIES LLC

1508 East 33rd Street
Signal Hill, CA 90755
Toll: 888-207-2022
Tel: 562-206-2770
Fax: 562-206-2773

Alta Environmental
3777 Long Beach Blvd.
Long Beach CA 90807
Attn.: Jim Byers

Report Number 2142524

Project Number SMSD-20-9850
Project Name Juan Cabrillo
Location Cabrillo Elementary School - Bldg. I/Cottage B
PO Number
WO Number

Date Received 01/08/2021
Date Analyzed 01/13/2021
Date Reported 01/13/2021

Date Sampled 11/13/2020
Sampled By Randy Flores/Carbany Becerril
Total Samples 51

Method of Analysis 40 CFR Part 763 Appendix E to Subpart E, EPA Method 600/M4-82-020; updated method 600 R-93/116 Determination of Asbestos in Bulk Building Materials.

Test Report

Laboratory ID / Sample No.	Sample Location / Description	Layer No. / Layer %	Non-Asbestos Components	(%)	Asbestos Type	(%)
2142524-043	Bldg. I/Cottage B					
I-24A	Fiberboard, White/Brown, Non-homogeneous	LAYER 1 100%	Wood Fiber Binder/Filler	95% 5%	None Detected	
	Asbestos Present: No		Total % Non-Asbestos:	100.0%	**Total %Asbestos:**	**No Asbestos Detected**
2142524-044	Bldg. I/Cottage B					
I-24B	Glue, Colorless, Homogeneous	LAYER 1 100%	Adhesive Binders	100%	None Detected	
	Asbestos Present: No		Total % Non-Asbestos:	100.0%	**Total %Asbestos:**	**No Asbestos Detected**
2142524-045	Bldg. I/Cottage B					
I-24C	Drywall, White/Brown, Non-homogeneous	LAYER 1 100%	Cellulose Fiber Fibrous Glass Gypsum/Filler	15% <1 85%	None Detected	
	Asbestos Present: No		Total % Non-Asbestos:	100.0%	**Total %Asbestos:**	**No Asbestos Detected**
2142524-046	Bldg. I/Cottage B					
I-25	Barrier Paper, Black, Homogeneous	LAYER 1 100%	Cellulose Fiber Bituminous Matrix	95% 5%	None Detected	
	Asbestos Present: No		Total % Non-Asbestos:	100.0%	**Total %Asbestos:**	**No Asbestos Detected**
2142524-047	Bldg. I/Cottage B					
I-26	Barrier Paper, Black, Homogeneous	LAYER 1 100%	Cellulose Fiber Bituminous Matrix	95% 5%	None Detected	
	Asbestos Present: No		Total % Non-Asbestos:	100.0%	**Total %Asbestos:**	**No Asbestos Detected**
2142524-048	Bldg. I/Cottage B					
I-27	Barrier Paper, Black, Homogeneous	LAYER 1 100%	Cellulose Fiber Bituminous Matrix	95% 5%	None Detected	
	Asbestos Present: No		Total % Non-Asbestos:	100.0%	**Total %Asbestos:**	**No Asbestos Detected**

ENVIRONMENTAL LABORATORIES LLC

1508 East 33rd Street
Signal Hill, CA 90755
Toll: 888-207-2022
Tel: 562-206-2770
Fax: 562-206-2773

Alta Environmental
3777 Long Beach Blvd.
Long Beach CA 90807
Attn.: Jim Byers

Report Number 2142524

Project Number SMSD-20-9850
Project Name Juan Cabrillo
Location Cabrillo Elementary School - Bldg. I/Cottage B
PO Number
WO Number

Date Received 01/08/2021
Date Analyzed 01/13/2021
Date Reported 01/13/2021

Date Sampled 11/13/2020
Sampled By Randy Flores/Carbany Becerril
Total Samples 51

Method of Analysis 40 CFR Part 763 Appendix E to Subpart E, EPA Method 600/M4-82-020; updated method 600 R-93/116 Determination of Asbestos in Bulk Building Materials.

Test Report

Laboratory ID / Sample No.	Sample Location Description	Layer No. / Layer %	Non-Asbestos Components	(%)	Asbestos Type	(%)
2142524-049	Bldg. I/Cottage B					
I-28	2'x4' Fissured Ceiling Tiles, White/Beige, Non-homogeneous	LAYER 1 100%	Cellulose Fiber	35%	None Detected	
			Mineral Wool	10%		
			Perlite	50%		
			Binder/Filler	5%		
	Asbestos Present: No		Total % Non-Asbestos:	100.0%	**Total %Asbestos:**	**No Asbestos Detected**
2142524-050	Bldg. I/Cottage B					
I-29	2'x4' Fissured Ceiling Tiles, White/Beige, Non-homogeneous	LAYER 1 100%	Cellulose Fiber	35%	None Detected	
			Mineral Wool	10%		
			Perlite	50%		
			Binder/Filler	5%		
	Asbestos Present: No		Total % Non-Asbestos:	100.0%	**Total %Asbestos:**	**No Asbestos Detected**
2142524-051	Bldg. I/Cottage B					
I-30	2'x4' Fissured Ceiling Tiles, White/Beige, Non-homogeneous	LAYER 1 100%	Cellulose Fiber	35%	None Detected	
			Mineral Wool	10%		
			Perlite	50%		
			Binder/Filler	5%		
	Asbestos Present: No		Total % Non-Asbestos:	100.0%	**Total %Asbestos:**	**No Asbestos Detected**

Method Detection Limit: Less than one percent (<1%). Asbestos content has been determined using calibrated visual estimation (CVES). Samples tested were received in acceptable condition unless otherwise stated. Test report relates only to items tested. Non-homogeneous samples containing discrete and separable layers are analyzed and reported separately; composite results may be reported upon customer's request. Non-homogeneous samples with inseparable layers are analyzed and reported as composite samples. Due to the limitations of Polarized Light Microscopy, samples reported as None Detected or with low asbestos concentrations may not be reliable and further analysis such as TEM is recommended to confirm PLM results. This report shall not be reproduced except in full without the written approval of this laboratory. This report may not be used by the customer to claim product certification, endorsement, or approval by NIST/NVLAP or any agency of the government. Samples shall be disposed according to local, state and federal laws, 30 days after results are reported unless otherwise instructed.

CA-ELAP #2823

Analyst - Fred Chappelear

Approved Signatory Cristina E. Tabatt

NVLAP TESTING
NVLAP Lab Code 500044-0

CHAIN OF CUSTODY

ENVIRONMENTAL LABORATORIES

1508 E. 33rd Street
Signal Hill, CA 90755
562-206-2770 Tel
562-206-2773 Fax
services@AQenvlabs.com

(Lab) Order No. 2142521 thm 2142525

CUSTOMER INFORMATION

Company	Alta Environmental
Address	3777 Long Beach Boulevard
City/State/Zip	Long Beach, CA 90807
Contact	Jim Byers
Office Phone	562/ 495-5777
Cell	
Fax	562/ 495-5877
Email	Jim.Byers@NVS.com

Turnaround Time		Shipped By		Report Send Via:	
Same Day	☐	Fedex	☐	Web	☐
1 Day	☐	UPS	☐	Email	☑
2 Day	☐	USPS	☐	Fax	☐
3 Day	☑	Drop Off	☑	Verbal	☐
5 Day	☐	Drop Box	☐	Mail	☐
Weekend	☐	Other	☐	Pick up	☐

Special Instructions: cc: Therese & Randy

PROJECT INFORMATION

Project Name:	Juan Cabrillo	PO Number:	
Project Number:	~~SMMUSD~~ SMSD-20-9850	Work Order No.:	
Location:	Cabrillo Elementary School	Sampled By:	Randy Flores & Carbany Becerril

PLM		PCM		MOLD		LEAD (Pb)			
PLM EPA 600/M4-82-020	☑	NIOSH 7400A	☐	Spore Trap	☐	Air	☐	TTLC	☐
PLM 400 Pt. Count (<0.25%)	☐	NIOSH 7400B	☐	Tape Lift	☐	Paint	☐	STLC	☐
PLM 1000 Pt. Count (<0.1%)	☐	w/ TWA	☐	Bulk Sample	☐	Wipe	☐	TCLP	☐
						Soil	☐		

SAMPLE ID	SAMPLE TYPE	LOCATION	Date Sampled	Start Time / Stop Time	Avg Flow Rate	Volume (L)
H-1	2x4 fissured ceiling tile	Bldg H	11/13/20	----------		
2				----------		
3				----------		
4	Fiber Board w/Glue on Dry Wall (core)			----------		
5				----------		
6				----------		
7	4" Black Cove base w/Glue			----------		
8				----------		
9				----------		
10	DARK BLUE VINYL SHEET FLOORING			----------		

Relinquished By:	Carbany Becerril	Received By:	[signature]
Date/Time:	1-7-21	Date/Time:	1/8/21 0800

[signature]

Lab Forms
Ver. 082411

CHAIN OF CUSTODY

AQ ENVIRONMENTAL LABORATORIES

1508 E. 33rd Street
Signal Hill, CA 90755
562-206-2770 Tel
562-206-2773 Fax
services@AQenvlabs.com

Company: Alta Environmental

Project Number: SMSD - 20 - 9850

Project Name: Juan Cabrillo Elementary School

Analysis:

TAT:

(Lab) Order No. 2142521 thru 2142525

SAMPLE ID	SAMPLE TYPE	LOCATION	Date Sampled	Start Time / Stop Time	Avg Flow Rate	Volume (L)
H-11	DARK BLUE Vinyl Sheet flooring	Bldg. H	11/13/20			
12	↓					
13	Black Barrier Paper					
14						
15						
16	Kick Sheet Roofing (core)					
17						
18						
19	Newer Roofing (core)					
20						
21						
22	White Roof Patch					
23						
24						
25	WOOD CAULK					
26						
27						
28	NON-SKID flooring					
29						
30						

Relinquished By: Courtney Brandt

Date/Time: 1-7-21

Received By: [signature]

Date/Time: 1/8/21 0800

Lab Forms
Ver. 082411

CHAIN OF CUSTODY

AQ ENVIRONMENTAL LABORATORIES

1508 E. 33rd Street
Signal Hill, CA 90755
562-206-2770 Tel
562-206-2773 Fax
services@AQenvlabs.com

Company: Alta Environmental
Project Number: SMSD-20-9850
Project Name: Jhon Gabrillo ES

Analysis:

TAT:

(Lab) Order No. 2142521 thru 2142525

SAMPLE ID	SAMPLE TYPE	LOCATION	Date Sampled	Start Time / Stop Time	Avg Flow Rate	Volume (L)
S12-1	2'x4' Plain ceiling Tile	Bldg S12	11/17/20			
2	"	"	"			
3	"	"	"			
4	4" Silver Caulk w/Glue	"	"			
5	"	"	"			
6	"	"	"			
7	Carpet Glue w/ Leveling Compound	"	"			
8	"	"	"			
9	"	"	"			
10	Drywall w/ Joint Compound	"	"			
11	"	"	"			
12	"	"	"			
13	"	"	"			
14	"	"	"			
15	Barrier paper	"	"			
16	"	"	"			
17	"	"	"			
S13-1	2'x4' Smooth ceiling tile	Bldg S13	11/13/20			
-2	"	"	"			
-3	"	"	"			

Relinquished By: Courtenay Becerril
Date/Time: 1-7-21

Received By: [signature]
Date/Time: 1/8/21 0800

Lab Forms
Ver. 082411

CHAIN OF CUSTODY

1508 E. 33rd Street
Signal Hill, CA 90755
562-206-2770 Tel
562-206-2773 Fax
services@AQenvlabs.com

ENVIRONMENTAL LABORATORIES

Company: Alta Environmental
Project Number: SMSD-20-9850
Project Name: Thon Cabrillo ES

Analysis:

TAT:

(Lab) Order No. 2142521 thru 2142525

SAMPLE ID	SAMPLE TYPE	LOCATION	Date Sampled	Start Time / Stop Time	Avg Flow Rate	Volume (L)
513 -4	Drywall w/ Joint Compound	Bldg 513	11/13/20			
-5	"	"	"			
-6	"	"	"			
-7	"	"	"			
-8	"	"	"			
-9	FRP - W/Glue Wall	"	"			
-10	"	"	"			
-11	"	"	"			
-12	4" Silver Cove base w/ Tan Glue	"	"			
-13	"	"	"			
-14	"	"	"			
-15	~~4" Silver Cove base w/ Tan Glue~~ Carpet Glue	*C.B.	"			
-16	Carpet Glue	"	"			
-17	"	"	"			
-18	12"x12" Light Grey F.T. w/white specs w/Dark	"	"			
-19	Brown Mastic	"	"			
-20	"	"	"			
-21	12"x12" White w/ Grey specs F.T.	"	"			
-22	w/Dark Brown Mastic	"	"			
-23	"	"	"			

Relinquished By: Cerbany Becerril	Received By:
Date/Time: 1-7-21	Date/Time: 1/8/21 0800

Lab Forms
Ver. 082411

CHAIN OF CUSTODY

ENVIRONMENTAL LABORATORIES

1508 E. 33rd Street
Signal Hill, CA 90755
562-206-2770 Tel
562-206-2773 Fax
services@AQenvlabs.com

Company: Alta Environmental

Project Number:

Project Name:

Analysis:

TAT:

(Lab) Order No. 2142521 thm 2142525

SAMPLE ID	SAMPLE TYPE	LOCATION	Date Sampled	Start Time / Stop Time	Avg Flow Rate	Volume (L)
513 - 24	Blk Barrier paper	Bldg 513	11/13/20			
-25						
-26						
I - 1	NON SKID FLOORING	Bldg. I / Cottage B	11/13/20			
2						
3						
4	WOOD CAULK					
5						
6						
7	KICK SHEET ROOF (CORE)					
8						
9						
10	NEWER ROOF (CORE)					
11						
12						
13	WHITE ROOF PATCH					
14						
15						
16	DARK BLUE Vinyl Sheet flooring					
17						

Relinquished By: [signature]
Date/Time: 1-7-21

Received By: [signature]
Date/Time: 1/8/21 0800

Lab Forms
Ver. 082411

CHAIN OF CUSTODY

1508 E. 33rd Street
Signal Hill, CA 90755
562-206-2770 Tel
562-206-2773 Fax
services@AQenvlabs.com

ENVIRONMENTAL LABORATORIES

Company: Alta Environmental

Project Number:

Project Name:

Analysis:

TAT:

(Lab) Order No. 2142521 thm 2142525

SAMPLE ID	SAMPLE TYPE	LOCATION	Date Sampled	Start Time / Stop Time	Avg Flow Rate	Volume (L)
18	DARK BLUE Vinyl Sheet flooring	Bldg. I / Cottage B	11/13/20			
19	4" BLACK Cove Base W/TAN MASTIC					
20						
21						
22	FIBER BOARD W/Glue ON Dry Wall (core)					
23						
24						
25	BLACK BARRIER PAPER					
26						
27						
28	2x4' Fissured ceiling tiles					
29						
30						
F-1	kicksheet on Solar panel support	Bldg F	11/10/20			
-2						
-3						
-4	Grey Sealant					
-5						
-6						
-7	white Door Caulking					

Relinquished By: Carbany Becerril

Date/Time: 1-7-21

Received By:

Date/Time: 1/8/21 0800

Lab Forms
Ver. 082411

CHAIN OF CUSTODY

ENVIRONMENTAL LABORATORIES

1508 E. 33rd Street
Signal Hill, CA 90755
562-206-2770 Tel
562-206-2773 Fax
services@AQenvlabs.com

Company: Alta Environmental

Project Number:

Project Name:

Analysis:

TAT:

(Lab) Order No. 2142521 thru 2142525

SAMPLE ID	SAMPLE TYPE	LOCATION	Date Sampled	Start Time / Stop Time	Avg Flow Rate	Volume (L)
F -8	White Poor Caulking	Bldg F	11/10/20			
-9	"	"	"			
-10	Window Caulking	"	"			
-11	"	"	"			
-12	"	"	"			
-13	Dry Wall w/ Joint Compound	"	"			
-14	"	"	"			
-15	"	"	"			
-16	4" Black Coucbase w/ Tan Mastic	"	"			
-17	"	"	"			
-18	"	"	"			
-19	Blue 9"x9" F.T.	"	"			
-20	"	"	"			
-21	"	"	"			

Relinquished By:

Date/Time: 1-7-21

Received By:

Date/Time: 1/8/21 0800

Lab Forms
Ver. 082411

AQ ENVIRONMENTAL LABORATORIES LLC

1508 East 33rd Street
Signal Hill, CA 90755
Toll: 888-207-2022
Tel: 562-206-2770
Fax: 562-206-2773

Alta Environmental
3777 Long Beach Blvd.
Long Beach CA 90807
Attn.: Jim Byers

Report Number 2042057

Project Number SMSD-20-9850
Project Name Juan Cabrillo Demo 2021
Location Juan Cabrillo E.S.
PO Number
WO Number

Date Received 11/13/2020
Date Analyzed 11/16/2020
Date Reported 11/18/2020

Date Sampled 11/13/2020
Sampled By Randy Flores
Total Samples 104

Method of Analysis 40 CFR Part 763 Appendix E to Subpart E, EPA Method 600/M4-82-020; updated method 600 R-93/116 Determination of Asbestos in Bulk Building Materials.

Test Report

Laboratory ID / Sample No.	Sample Location / Description	Layer No. / Layer %	Non-Asbestos Components	(%)	Asbestos Type	(%)
2042057-001	West Center					
G-1A	Kick Sheet Roofing (Core) - Capsheet, White/Black, Non-homogeneous	LAYER 1 100%	Fibrous Glass Bituminous Matrix/Filler	5% 95%	None Detected	
	Asbestos Present: No		Total % Non-Asbestos:	100.0%	**Total %Asbestos:**	**No Asbestos Detected**
2042057-002	West Center					
G-1B	Kick Sheet Roofing (Core) - Layered Felt/Tar, Black, Non-homogeneous	LAYER 1 100%	Fibrous Glass Bituminous Matrix/Filler	10% 90%	None Detected	
	Asbestos Present: No		Total % Non-Asbestos:	100.0%	**Total %Asbestos:**	**No Asbestos Detected**
2042057-003	South Center					
G-2A	Kick Sheet Roofing (Core) - Capsheet, White/Black, Non-homogeneous	LAYER 1 100%	Fibrous Glass Bituminous Matrix/Filler Other Non-Fibrous Material	10% 80% 10%	None Detected	
	Asbestos Present: No		Total % Non-Asbestos:	100.0%	**Total %Asbestos:**	**No Asbestos Detected**
2042057-004	South Center					
G-2B	Kick Sheet Roofing (Core) - Layered Felt/Tar, Black, Non-homogeneous	LAYER 1 100%	Fibrous Glass Cellulose Fiber Bituminous Matrix/Filler	10% 5% 85%	None Detected	
	Asbestos Present: No		Total % Non-Asbestos:	100.0%	**Total %Asbestos:**	**No Asbestos Detected**
2042057-005	South Center					
G-2C	Kick Sheet Roofing (Core) - Roofing Paper, Brown, Non-homogeneous	LAYER 1 100%	Cellulose Fiber Binder/Filler	95% 5%	None Detected	
	Asbestos Present: No		Total % Non-Asbestos:	100.0%	**Total %Asbestos:**	**No Asbestos Detected**
2042057-006	East Center					
G-3A	Kick Sheet Roofing (Core) - Capsheet, White/Black, Non-homogeneous	LAYER 1 100%	Fibrous Glass Bituminous Matrix/Filler Other Non-Fibrous Material	10% 80% 10%	None Detected	
	Asbestos Present: No		Total % Non-Asbestos:	100.0%	**Total %Asbestos:**	**No Asbestos Detected**

ENVIRONMENTAL LABORATORIES LLC

1508 East 33rd Street
Signal Hill, CA 90755
Toll: 888-207-2022
Tel: 562-206-2770
Fax: 562-206-2773

Alta Environmental
3777 Long Beach Blvd.
Long Beach CA 90807
Attn.: Jim Byers

Report Number 2042057

Project Number SMSD-20-9850
Project Name Juan Cabrillo Demo 2021
Location Juan Cabrillo E.S.
PO Number
WO Number

Date Received 11/13/2020
Date Analyzed 11/16/2020
Date Reported 11/18/2020

Date Sampled 11/13/2020
Sampled By Randy Flores
Total Samples 104

Method of Analysis 40 CFR Part 763 Appendix E to Subpart E, EPA Method 600/M4-82-020; updated method 600 R-93/116 Determination of Asbestos in Bulk Building Materials.

Test Report

Laboratory ID / Sample No.	Sample Location / Description	Layer No. / Layer %	Non-Asbestos Components	(%)	Asbestos Type	(%)
2042057-007	East Center					
G-3B	Kick Sheet Roofing (Core) - Layered Felt/Tar, Black, Non-homogeneous	LAYER 1 100%	Fibrous Glass	10%	None Detected	
			Cellulose Fiber	5%		
			Bituminous Matrix/Filler	85%		
	Asbestos Present: No		Total % Non-Asbestos:	100.0%	**Total %Asbestos:**	**No Asbestos Detected**
2042057-008	North West					
G-4	Kick Sheet Newer (Core), White/Black, Non-homogeneous	LAYER 1 100%	Synthetic Fiber	30%	None Detected	
			Bituminous Matrix/Filler	45%		
			Other Non-Fibrous Material	25%		
	Asbestos Present: No		Total % Non-Asbestos:	100.0%	**Total %Asbestos:**	**No Asbestos Detected**
2042057-009	South Center					
G-5	Kick Sheet Newer (Core), White/Black, Non-homogeneous	LAYER 1 100%	Synthetic Fiber	30%	None Detected	
			Bituminous Matrix/Filler	45%		
			Other Non-Fibrous Material	25%		
	Asbestos Present: No		Total % Non-Asbestos:	100.0%	**Total %Asbestos:**	**No Asbestos Detected**
2042057-010	South East					
G-6	Kick Sheet Newer (Core), White/Black, Non-homogeneous	LAYER 1 100%	Synthetic Fiber	30%	None Detected	
			Bituminous Matrix/Filler	45%		
			Other Non-Fibrous Material	25%		
	Asbestos Present: No		Total % Non-Asbestos:	100.0%	**Total %Asbestos:**	**No Asbestos Detected**
2042057-011	West Center Roof on Penetration					
G-7	Roof Mastic, White/Black, Non-homogeneous	LAYER 1 100%	Fibrous Glass	5%	None Detected	
			Cellulose Fiber	5%		
			Bituminous Matrix	75%		
			Other Non-Fibrous Material	15%		
	Asbestos Present: No		Total % Non-Asbestos:	100.0%	**Total %Asbestos:**	**No Asbestos Detected**
2042057-012	North West on Solar Panel Footing					
G-8	Roof Mastic, Black, Non-homogeneous	LAYER 1 100%	Cellulose Fiber	8%	None Detected	
			Bituminous Matrix/Filler	92%		
	Asbestos Present: No		Total % Non-Asbestos:	100.0%	**Total %Asbestos:**	**No Asbestos Detected**

ENVIRONMENTAL LABORATORIES LLC

1508 East 33rd Street
Signal Hill, CA 90755
Toll: 888-207-2022
Tel: 562-206-2770
Fax: 562-206-2773

Alta Environmental
3777 Long Beach Blvd.
Long Beach CA 90807
Attn.: Jim Byers

Report Number 2042057

Project Number SMSD-20-9850
Project Name Juan Cabrillo Demo 2021
Location Juan Cabrillo E.S.
PO Number
WO Number

Date Received 11/13/2020
Date Analyzed 11/16/2020
Date Reported 11/18/2020

Date Sampled 11/13/2020
Sampled By Randy Flores
Total Samples 104

Method of Analysis 40 CFR Part 763 Appendix E to Subpart E, EPA Method 600/M4-82-020; updated method 600 R-93/116 Determination of Asbestos in Bulk Building Materials.

Test Report

Laboratory ID / Sample No.	Sample Location / Description	Layer No. / Layer %	Non-Asbestos Components	(%)	Asbestos Type	(%)
2042057-013	North East					
G-9	Roof Mastic, Black, Non-homogeneous	LAYER 1 100%	Cellulose Fiber Bituminous Matrix/Filler	8% 92%	None Detected	
	Asbestos Present: No		Total % Non-Asbestos:	100.0%	**Total %Asbestos:**	**No Asbestos Detected**
2042057-014	North East					
G-10	Roof Mastic, Black, Non-homogeneous	LAYER 1 100%	Cellulose Fiber Bituminous Matrix/Filler	8% 92%	None Detected	
	Asbestos Present: No		Total % Non-Asbestos:	100.0%	**Total %Asbestos:**	**No Asbestos Detected**
2042057-015	North West					
G-11	Sealant, White/Gray, Non-homogeneous	LAYER 1 100%	Non-Fibrous Material	100%	None Detected	
	Asbestos Present: No		Total % Non-Asbestos:	100.0%	**Total %Asbestos:**	**No Asbestos Detected**
2042057-016	South West					
G-12	Sealant, White/Gray, Non-homogeneous	LAYER 1 100%	Non-Fibrous Material	100%	None Detected	
	Asbestos Present: No		Total % Non-Asbestos:	100.0%	**Total %Asbestos:**	**No Asbestos Detected**
2042057-017	West Center Roof					
G-13	Ext. Stucco Walls, Gray, Non-homogeneous	LAYER 1 100%	Calcium Carbonate Quartz Other Non-Fibrous Material	25% 50% 25%	None Detected	
	Asbestos Present: No		Total % Non-Asbestos:	100.0%	**Total %Asbestos:**	**No Asbestos Detected**
2042057-018	South Center Roof					
G-14	Ext. Stucco Walls, Gray, Non-homogeneous	LAYER 1 100%	Calcium Carbonate Quartz Other Non-Fibrous Material	30% 45% 25%	None Detected	
	Asbestos Present: No		Total % Non-Asbestos:	100.0%	**Total %Asbestos:**	**No Asbestos Detected**

ENVIRONMENTAL LABORATORIES LLC

1508 East 33rd Street
Signal Hill, CA 90755
Toll: 888-207-2022
Tel: 562-206-2770
Fax: 562-206-2773

Alta Environmental
3777 Long Beach Blvd.
Long Beach CA 90807
Attn.: Jim Byers

Report Number 2042057

Project Number SMSD-20-9850
Project Name Juan Cabrillo Demo 2021
Location Juan Cabrillo E.S.
PO Number
WO Number

Date Received 11/13/2020
Date Analyzed 11/16/2020
Date Reported 11/18/2020

Date Sampled 11/13/2020
Sampled By Randy Flores
Total Samples 104

Method of Analysis 40 CFR Part 763 Appendix E to Subpart E, EPA Method 600/M4-82-020; updated method 600 R-93/116 Determination of Asbestos in Bulk Building Materials.

Test Report

Laboratory ID / Sample No.	Sample Location / Description	Layer No. / Layer %	Non-Asbestos Components	(%)	Asbestos Type	(%)
2042057-019	North Center Roof					
G-15	Ext. Stucco Walls, Gray, Non-homogeneous	LAYER 1 100%	Calcium Carbonate Quartz Other Non-Fibrous Material	25% 50% 25%	None Detected	
	Asbestos Present: No		Total % Non-Asbestos:	100.0%	**Total %Asbestos:**	**No Asbestos Detected**
2042057-020	North East					
G-16	Ext. Stucco Walls, Gray, Non-homogeneous	LAYER 1 100%	Calcium Carbonate Quartz Other Non-Fibrous Material	30% 45% 25%	None Detected	
	Asbestos Present: No		Total % Non-Asbestos:	100.0%	**Total %Asbestos:**	**No Asbestos Detected**
2042057-021	North West					
G-17	Ext. Stucco Walls, Gray, Non-homogeneous	LAYER 1 100%	Calcium Carbonate Quartz Other Non-Fibrous Material	30% 45% 25%	None Detected	
	Asbestos Present: No		Total % Non-Asbestos:	100.0%	**Total %Asbestos:**	**No Asbestos Detected**
2042057-022	South East					
G-18	Ext. Stucco Walls, Gray, Non-homogeneous	LAYER 1 100%	Calcium Carbonate Quartz Other Non-Fibrous Material	30% 45% 25%	None Detected	
	Asbestos Present: No		Total % Non-Asbestos:	100.0%	**Total %Asbestos:**	**No Asbestos Detected**
2042057-023	South West					
G-19	Ext. Stucco Walls, Gray, Non-homogeneous	LAYER 1 100%	Calcium Carbonate Quartz Other Non-Fibrous Material	25% 50% 25%	None Detected	
	Asbestos Present: No		Total % Non-Asbestos:	100.0%	**Total %Asbestos:**	**No Asbestos Detected**

ENVIRONMENTAL LABORATORIES LLC

1508 East 33rd Street
Signal Hill, CA 90755
Toll: 888-207-2022
Tel: 562-206-2770
Fax: 562-206-2773

Alta Environmental
3777 Long Beach Blvd.
Long Beach CA 90807
Attn.: Jim Byers

Report Number 2042057

Project Number SMSD-20-9850
Project Name Juan Cabrillo Demo 2021
Location Juan Cabrillo E.S.
PO Number
WO Number

Date Received 11/13/2020
Date Analyzed 11/16/2020
Date Reported 11/18/2020

Date Sampled 11/13/2020
Sampled By Randy Flores
Total Samples 104

Method of Analysis 40 CFR Part 763 Appendix E to Subpart E, EPA Method 600/M4-82-020; updated method 600 R-93/116 Determination of Asbestos in Bulk Building Materials.

Test Report

Laboratory ID / Sample No.	Sample Location / Description	Layer No. / Layer %	Non-Asbestos Components	(%)	Asbestos Type	(%)
2042057-024	North Center					
G-20	Unfinished Drywall, White/Brown, Non-homogeneous	LAYER 1 100%	Cellulose Fiber Fibrous Glass Gypsum/Filler	20% <1 80%	None Detected	
	Asbestos Present: No		Total % Non-Asbestos:	100.0%	**Total %Asbestos:**	**No Asbestos Detected**
2042057-025	East Center					
G-21A	Unfinished Drywall, White/Brown, Non-homogeneous	LAYER 1 100%	Cellulose Fiber Fibrous Glass Gypsum/Filler	25% <1 75%	None Detected	
	Asbestos Present: No		Total % Non-Asbestos:	100.0%	**Total %Asbestos:**	**No Asbestos Detected**
2042057-026	East Center					
G-21B	Joint Compound, White, Non-homogeneous	LAYER 1 100%	Calcium Carbonate Binder/Filler	85% 15%	None Detected	
	Asbestos Present: No		Total % Non-Asbestos:	100.0%	**Total %Asbestos:**	**No Asbestos Detected**
2042057-027	South Center					
G-22A	Unfinished Drywall, White/Brown, Non-homogeneous	LAYER 1 100%	Cellulose Fiber Fibrous Glass Gypsum/Filler	20% <1 80%	None Detected	
	Asbestos Present: No		Total % Non-Asbestos:	100.0%	**Total %Asbestos:**	**No Asbestos Detected**
2042057-028	South Center					
G-22B	Joint Compound, White, Non-homogeneous	LAYER 1 100%	Calcium Carbonate Binder/Filler	85% 15%	None Detected	
	Asbestos Present: No		Total % Non-Asbestos:	100.0%	**Total %Asbestos:**	**No Asbestos Detected**
2042057-029	Stage Storage Wall South West					
G-23A	Textured Drywall, White/Brown, Non-homogeneous	LAYER 1 100%	Cellulose Fiber Fibrous Glass Gypsum/Filler	10% <1 90%	None Detected	
	Asbestos Present: No		Total % Non-Asbestos:	100.0%	**Total %Asbestos:**	**No Asbestos Detected**

ENVIRONMENTAL LABORATORIES LLC

1508 East 33rd Street
Signal Hill, CA 90755
Toll: 888-207-2022
Tel: 562-206-2770
Fax: 562-206-2773

Alta Environmental
3777 Long Beach Blvd.
Long Beach CA 90807
Attn.: Jim Byers

Report Number 2042057

Project Number SMSD-20-9850
Project Name Juan Cabrillo Demo 2021
Location Juan Cabrillo E.S.
PO Number
WO Number

Date Received 11/13/2020
Date Analyzed 11/16/2020
Date Reported 11/18/2020

Date Sampled 11/13/2020
Sampled By Randy Flores
Total Samples 104

Method of Analysis 40 CFR Part 763 Appendix E to Subpart E, EPA Method 600/M4-82-020; updated method 600 R-93/116 Determination of Asbestos in Bulk Building Materials.

Test Report

Laboratory ID / Sample No.	Sample Location / Description	Layer No. / Layer %	Non-Asbestos Components	(%)	Asbestos Type	(%)
2042057-030	Stage Storage Wall South West					
G-23B	Joint Compound, White, Non-homogeneous	LAYER 1 100%	Calcium Carbonate Binder/Filler	85% 15%	None Detected	
	Asbestos Present: No		Total % Non-Asbestos:	100.0%	**Total %Asbestos:**	**No Asbestos Detected**
2042057-031	Stage Wall South East					
G-24A	Textured Drywall, White/Brown, Non-homogeneous	LAYER 1 100%	Cellulose Fiber Fibrous Glass Gypsum/Filler	15% <1 85%	None Detected	
	Asbestos Present: No		Total % Non-Asbestos:	100.0%	**Total %Asbestos:**	**No Asbestos Detected**
2042057-032	Stage Wall South East					
G-24B	Joint Compound, White, Non-homogeneous	LAYER 1 100%	Calcium Carbonate Binder/Filler	85% 15%	None Detected	
	Asbestos Present: No		Total % Non-Asbestos:	100.0%	**Total %Asbestos:**	**No Asbestos Detected**
2042057-033	Stage Ceiling South Center					
G-25A	Textured Drywall, White/Brown, Non-homogeneous	LAYER 1 100%	Cellulose Fiber Fibrous Glass Gypsum/Filler	15% <1 85%	None Detected	
	Asbestos Present: No		Total % Non-Asbestos:	100.0%	**Total %Asbestos:**	**No Asbestos Detected**
2042057-034	Stage Ceiling South Center					
G-25B	Joint Compound, No Joint Compound Present	LAYER 1 100%				
2042057-035	Vestibule Wall North West					
G-26A	Textured Drywall, White/Brown, Non-homogeneous	LAYER 1 100%	Cellulose Fiber Fibrous Glass Gypsum/Filler	20% <1 80%	None Detected	
	Asbestos Present: No		Total % Non-Asbestos:	100.0%	**Total %Asbestos:**	**No Asbestos Detected**

ENVIRONMENTAL LABORATORIES LLC

1508 East 33rd Street
Signal Hill, CA 90755
Toll: 888-207-2022
Tel: 562-206-2770
Fax: 562-206-2773

Alta Environmental
3777 Long Beach Blvd.
Long Beach CA 90807
Attn.: Jim Byers

Report Number 2042057

Project Number SMSD-20-9850
Project Name Juan Cabrillo Demo 2021
Location Juan Cabrillo E.S.
PO Number
WO Number

Date Received 11/13/2020
Date Analyzed 11/16/2020
Date Reported 11/18/2020

Date Sampled 11/13/2020
Sampled By Randy Flores
Total Samples 104

Method of Analysis 40 CFR Part 763 Appendix E to Subpart E, EPA Method 600/M4-82-020; updated method 600 R-93/116 Determination of Asbestos in Bulk Building Materials.

Test Report

Laboratory ID / Sample No.	Sample Location / Description	Layer No. / Layer %	Non-Asbestos Components	(%)	Asbestos Type	(%)
2042057-036	Vestibule Wall North West					
G-26B	Joint Compound, White, Non-homogeneous	LAYER 1 100%	Calcium Carbonate Perlite Binder/Filler	80% 5% 15%	None Detected	
	Asbestos Present: No		Total % Non-Asbestos:	100.0%	**Total %Asbestos:**	**No Asbestos Detected**
2042057-037	Kitchen Wall North West					
G-27A	Textured Drywall, White/Brown, Non-homogeneous	LAYER 1 100%	Cellulose Fiber Fibrous Glass Gypsum/Filler	25% <1 75%	None Detected	
	Asbestos Present: No		Total % Non-Asbestos:	100.0%	**Total %Asbestos:**	**No Asbestos Detected**
2042057-038	Kitchen Wall North West					
G-27B	Joint Compound, White, Non-homogeneous	LAYER 1 100%	Calcium Carbonate Binder/Filler	85% 15%	None Detected	
	Asbestos Present: No		Total % Non-Asbestos:	100.0%	**Total %Asbestos:**	**No Asbestos Detected**
2042057-039	Staff Dining Wall South West					
G-28A	Textured Drywall, White/Brown, Non-homogeneous	LAYER 1 100%	Cellulose Fiber Fibrous Glass Gypsum/Filler	20% <1 80%	None Detected	
	Asbestos Present: No		Total % Non-Asbestos:	100.0%	**Total %Asbestos:**	**No Asbestos Detected**
2042057-040	Staff Dining Wall South West					
G-28B	Joint Compound, No Joint Compound Present	LAYER 1 100%				
2042057-041	Boys R/R Ceiling North East					
G-29A	Textured Drywall, White/Brown, Non-homogeneous	LAYER 1 100%	Cellulose Fiber Fibrous Glass Gypsum/Filler	25% <1 75%	None Detected	
	Asbestos Present: No		Total % Non-Asbestos:	100.0%	**Total %Asbestos:**	**No Asbestos Detected**

ENVIRONMENTAL LABORATORIES LLC

1508 East 33rd Street
Signal Hill, CA 90755
Toll: 888-207-2022
Tel: 562-206-2770
Fax: 562-206-2773

Alta Environmental
3777 Long Beach Blvd.
Long Beach CA 90807
Attn.: Jim Byers

Report Number 2042057

Project Number SMSD-20-9850
Project Name Juan Cabrillo Demo 2021
Location Juan Cabrillo E.S.
PO Number
WO Number

Date Received 11/13/2020
Date Analyzed 11/16/2020
Date Reported 11/18/2020

Date Sampled 11/13/2020
Sampled By Randy Flores
Total Samples 104

Method of Analysis 40 CFR Part 763 Appendix E to Subpart E, EPA Method 600/M4-82-020; updated method 600 R-93/116 Determination of Asbestos in Bulk Building Materials.

Test Report

Laboratory ID / Sample No.	Sample Location / Description	Layer No. / Layer %	Non-Asbestos Components	(%)	Asbestos Type	(%)
2042057-042	Boys R/R Ceiling North East					
G-29B	Joint Compound, White, Non-homogeneous	LAYER 1 100%	Calcium Carbonate Perlite Binder/Filler	80% 5% 15%	None Detected	
	Asbestos Present: No		Total % Non-Asbestos:	100.0%	**Total %Asbestos:**	**No Asbestos Detected**
2042057-043	South Center Cafetorium					
G-30	2'x4' Fissured Ceiling Tiles, White/Beige, Non-homogeneous	LAYER 1 100%	Cellulose Fiber Perlite Binder/Filler	60% 35% 5%	None Detected	
	Asbestos Present: No		Total % Non-Asbestos:	100.0%	**Total %Asbestos:**	**No Asbestos Detected**
2042057-044	West Center Cafetorium					
G-31	2'x4' Fissured Ceiling Tiles, White/Beige, Non-homogeneous	LAYER 1 100%	Cellulose Fiber Perlite Binder/Filler	60% 35% 5%	None Detected	
	Asbestos Present: No		Total % Non-Asbestos:	100.0%	**Total %Asbestos:**	**No Asbestos Detected**
2042057-045	North Center Staff Dining					
G-32	2'x4' Fissured Ceiling Tiles, White/Beige, Non-homogeneous	LAYER 1 100%	Cellulose Fiber Perlite Binder/Filler	60% 35% 5%	None Detected	
	Asbestos Present: No		Total % Non-Asbestos:	100.0%	**Total %Asbestos:**	**No Asbestos Detected**
2042057-046	South Center above Ceiling Cafetorium					
G-33	Fireproofing, Gray, Non-homogeneous	LAYER 1 100%	Cellulose Fiber Polystyrene Foam Binder/Filler	35% 30% 35%	None Detected	
	Asbestos Present: No		Total % Non-Asbestos:	100.0%	**Total %Asbestos:**	**No Asbestos Detected**

ENVIRONMENTAL LABORATORIES LLC

1508 East 33rd Street
Signal Hill, CA 90755
Toll: 888-207-2022
Tel: 562-206-2770
Fax: 562-206-2773

Alta Environmental
3777 Long Beach Blvd.
Long Beach CA 90807
Attn.: Jim Byers

Report Number 2042057

Project Number SMSD-20-9850
Project Name Juan Cabrillo Demo 2021
Location Juan Cabrillo E.S.
PO Number
WO Number

Date Received 11/13/2020
Date Analyzed 11/16/2020
Date Reported 11/18/2020

Date Sampled 11/13/2020
Sampled By Randy Flores
Total Samples 104

Method of Analysis 40 CFR Part 763 Appendix E to Subpart E, EPA Method 600/M4-82-020; updated method 600 R-93/116 Determination of Asbestos in Bulk Building Materials.

Test Report

Laboratory ID Sample No.	Sample Location Description	Layer No. Layer %	Non-Asbestos Components	(%)	Asbestos Type	(%)
2042057-047	West Center Cafetorium					
G-34	Fireproofing, Gray, Non-homogeneous	LAYER 1 100%	Cellulose Fiber Polystyrene Foam Binder/Filler	35% 30% 35%	None Detected	
	Asbestos Present: No		Total % Non-Asbestos:	100.0%	**Total %Asbestos:**	**No Asbestos Detected**
2042057-048	North West Cafetorium					
G-35	Fireproofing, Gray, Non-homogeneous	LAYER 1 100%	Cellulose Fiber Polystyrene Foam Binder/Filler	35% 30% 35%	None Detected	
	Asbestos Present: No		Total % Non-Asbestos:	100.0%	**Total %Asbestos:**	**No Asbestos Detected**
2042057-049	North West Food Service					
G-36	Fireproofing, Gray, Non-homogeneous	LAYER 1 100%	Cellulose Fiber Polystyrene Foam Binder/Filler	35% 30% 35%	None Detected	
	Asbestos Present: No		Total % Non-Asbestos:	100.0%	**Total %Asbestos:**	**No Asbestos Detected**
2042057-050	South East Food Service					
G-37	Fireproofing, Gray, Non-homogeneous	LAYER 1 100%	Cellulose Fiber Polystyrene Foam Binder/Filler	35% 30% 35%	None Detected	
	Asbestos Present: No		Total % Non-Asbestos:	100.0%	**Total %Asbestos:**	**No Asbestos Detected**
2042057-051	North West					
G-38	2'x4' Drywall Ceiling Panel, White/Brown, Non-homogeneous	LAYER 1 100%	Cellulose Fiber Fibrous Glass Mica Gypsum/Filler	20% <1 <1% 80%	None Detected	
	Asbestos Present: No		Total % Non-Asbestos:	100.0%	**Total %Asbestos:**	**No Asbestos Detected**

ENVIRONMENTAL LABORATORIES LLC

1508 East 33rd Street
Signal Hill, CA 90755
Toll: 888-207-2022
Tel: 562-206-2770
Fax: 562-206-2773

Alta Environmental
3777 Long Beach Blvd.
Long Beach CA 90807
Attn.: Jim Byers

Report Number 2042057

Project Number SMSD-20-9850
Project Name Juan Cabrillo Demo 2021
Location Juan Cabrillo E.S.
PO Number
WO Number

Date Received 11/13/2020
Date Analyzed 11/16/2020
Date Reported 11/18/2020

Date Sampled 11/13/2020
Sampled By Randy Flores
Total Samples 104

Method of Analysis 40 CFR Part 763 Appendix E to Subpart E, EPA Method 600/M4-82-020; updated method 600 R-93/116 Determination of Asbestos in Bulk Building Materials.

Test Report

Laboratory ID / Sample No.	Sample Location / Description	Layer No. / Layer %	Non-Asbestos Components	(%)	Asbestos Type	(%)
2042057-052	South West					
G-39	2'x4' Drywall Ceiling Panel, White/Brown, Non-homogeneous	LAYER 1 100%	Cellulose Fiber Fibrous Glass Mica Gypsum/Filler	20% <1 <1% 80%	None Detected	
	Asbestos Present: No		Total % Non-Asbestos:	100.0%	**Total %Asbestos:**	**No Asbestos Detected**
2042057-053	South East					
G-40	2'x4' Drywall Ceiling Panel, White/Brown, Non-homogeneous	LAYER 1 100%	Cellulose Fiber Fibrous Glass Mica Gypsum/Filler	10% <1 <1% 90%	None Detected	
	Asbestos Present: No		Total % Non-Asbestos:	100.0%	**Total %Asbestos:**	**No Asbestos Detected**
2042057-054	South West Stage Storage					
G-41A	4" Covebase, Black, Homogeneous	LAYER 1 100%	Calcium Carbonate Vinyl Binder/ Filler	40% 60%	None Detected	
	Asbestos Present: No		Total % Non-Asbestos:	100.0%	**Total %Asbestos:**	**No Asbestos Detected**
2042057-055	South West Stage Storage					
G-41B	Mastic, Beige, Homogeneous	LAYER 1 100%	Adhesive Binders/Filler	100%	None Detected	
	Asbestos Present: No		Total % Non-Asbestos:	100.0%	**Total %Asbestos:**	**No Asbestos Detected**
2042057-056	South West Staff/Dining					
G-42A	4" Covebase, Black, Homogeneous	LAYER 1 100%	Calcium Carbonate Vinyl Binder/ Filler	40% 60%	None Detected	
	Asbestos Present: No		Total % Non-Asbestos:	100.0%	**Total %Asbestos:**	**No Asbestos Detected**
2042057-057	South West Staff/Dining					
G-42B	Mastic, Beige, Homogeneous	LAYER 1 100%	Adhesive Binders/Filler	100%	None Detected	
	Asbestos Present: No		Total % Non-Asbestos:	100.0%	**Total %Asbestos:**	**No Asbestos Detected**

ENVIRONMENTAL LABORATORIES LLC

1508 East 33rd Street
Signal Hill, CA 90755
Toll: 888-207-2022
Tel: 562-206-2770
Fax: 562-206-2773

Alta Environmental
3777 Long Beach Blvd.
Long Beach CA 90807
Attn.: Jim Byers

Report Number 2042057

Project Number SMSD-20-9850
Project Name Juan Cabrillo Demo 2021
Location Juan Cabrillo E.S.
PO Number
WO Number

Date Received 11/13/2020
Date Analyzed 11/16/2020
Date Reported 11/18/2020

Date Sampled 11/13/2020
Sampled By Randy Flores
Total Samples 104

Method of Analysis 40 CFR Part 763 Appendix E to Subpart E, EPA Method 600/M4-82-020; updated method 600 R-93/116 Determination of Asbestos in Bulk Building Materials.

Test Report

Laboratory ID / Sample No.	Sample Location / Description	Layer No. / Layer %	Non-Asbestos Components	(%)	Asbestos Type	(%)
2042057-058	North West Cafetorium					
G-43A	4" Covebase, Black, Homogeneous	LAYER 1			None Detected	
		100%	Calcium Carbonate	40%		
			Vinyl Binder/ Filler	60%		
	Asbestos Present: No		Total % Non-Asbestos:	100.0%	**Total %Asbestos:**	**No Asbestos Detected**
2042057-059	North West Cafetorium					
G-43B	Mastic, Beige, Homogeneous	LAYER 1			None Detected	
		100%	Adhesive Binders/Filler	100%		
	Asbestos Present: No		Total % Non-Asbestos:	100.0%	**Total %Asbestos:**	**No Asbestos Detected**
2042057-060	Center of Kitchen					
G-44A	6" Covebase, Black, Homogeneous	LAYER 1			None Detected	
		100%	Vinyl Binder/ Filler	100%		
	Asbestos Present: No		Total % Non-Asbestos:	100.0%	**Total %Asbestos:**	**No Asbestos Detected**
2042057-061	Center of Kitchen					
G-44B	Mastic, Beige, Non-homogeneous	LAYER 1			None Detected	
		100%	Adhesive Binders/Filler	100%		
	Asbestos Present: No		Total % Non-Asbestos:	100.0%	**Total %Asbestos:**	**No Asbestos Detected**
2042057-062	South Stage Steps					
G-45A	6" Covebase, Black, Homogeneous	LAYER 1			None Detected	
		100%	Calcium Carbonate	40%		
			Vinyl Binder/ Filler	60%		
	Asbestos Present: No		Total % Non-Asbestos:	100.0%	**Total %Asbestos:**	**No Asbestos Detected**
2042057-063	South Stage Steps					
G-45B	Mastic, Beige, Homogeneous	LAYER 1			None Detected	
		100%	Adhesive Binders/Filler	100%		
	Asbestos Present: No		Total % Non-Asbestos:	100.0%	**Total %Asbestos:**	**No Asbestos Detected**

ENVIRONMENTAL LABORATORIES LLC

1508 East 33rd Street
Signal Hill, CA 90755
Toll: 888-207-2022
Tel: 562-206-2770
Fax: 562-206-2773

Alta Environmental
3777 Long Beach Blvd.
Long Beach CA 90807
Attn.: Jim Byers

Report Number 2042057

Project Number SMSD-20-9850
Project Name Juan Cabrillo Demo 2021
Location Juan Cabrillo E.S.
PO Number
WO Number

Date Received 11/13/2020
Date Analyzed 11/16/2020
Date Reported 11/18/2020

Date Sampled 11/13/2020
Sampled By Randy Flores
Total Samples 104

Method of Analysis 40 CFR Part 763 Appendix E to Subpart E, EPA Method 600/M4-82-020; updated method 600 R-93/116 Determination of Asbestos in Bulk Building Materials.

Test Report

Laboratory ID / Sample No.	Sample Location / Description	Layer No. / Layer %	Non-Asbestos Components	(%)	Asbestos Type	(%)
2042057-064	North Stage Steps					
G-46A	6" Covebase, Black, Homogeneous	LAYER 1			None Detected	
		100%	Calcium Carbonate	40%		
			Vinyl Binder/ Filler	60%		
	Asbestos Present: No		Total % Non-Asbestos:	100.0%	**Total %Asbestos:**	**No Asbestos Detected**
2042057-065	North Stage Steps					
G-46B	Mastic, Beige, Homogeneous	LAYER 1			None Detected	
		100%	Adhesive Binders/Filler	100%		
	Asbestos Present: No		Total % Non-Asbestos:	100.0%	**Total %Asbestos:**	**No Asbestos Detected**
2042057-066	North Center					
G-47A	12"x12" Floor Tile, Blue, Non-homogeneous	LAYER 1	Cellulose Fiber	45%	None Detected	
		100%	Synthetic Fiber	15%		
			Vinyl Binder/ Filler	40%		
	Asbestos Present: No		Total % Non-Asbestos:	100.0%	**Total %Asbestos:**	**No Asbestos Detected**
2042057-067	North Center					
G-47B	Glue, Gray, Non-homogeneous	LAYER 1			None Detected	
		100%	Adhesive Binders/Filler	100%		
	Asbestos Present: No		Total % Non-Asbestos:	100.0%	**Total %Asbestos:**	**No Asbestos Detected**
2042057-068	North Center					
G-47C	Leveling Compound, No Leveling Compound Present	LAYER 1 100%				
2042057-069	South East					
G-48A	12"x12" Floor Tile, Blue, Non-homogeneous	LAYER 1	Cellulose Fiber	45%	None Detected	
		100%	Synthetic Fiber	15%		
			Vinyl Binder/ Filler	40%		
	Asbestos Present: No		Total % Non-Asbestos:	100.0%	**Total %Asbestos:**	**No Asbestos Detected**

ENVIRONMENTAL LABORATORIES LLC

1508 East 33rd Street
Signal Hill, CA 90755
Toll: 888-207-2022
Tel: 562-206-2770
Fax: 562-206-2773

Alta Environmental
3777 Long Beach Blvd.
Long Beach CA 90807
Attn.: Jim Byers

Report Number 2042057

Project Number SMSD-20-9850
Project Name Juan Cabrillo Demo 2021
Location Juan Cabrillo E.S.
PO Number
WO Number

Date Received 11/13/2020
Date Analyzed 11/16/2020
Date Reported 11/18/2020

Date Sampled 11/13/2020
Sampled By Randy Flores
Total Samples 104

Method of Analysis 40 CFR Part 763 Appendix E to Subpart E, EPA Method 600/M4-82-020; updated method 600 R-93/116 Determination of Asbestos in Bulk Building Materials.

Test Report

Laboratory ID / Sample No.	Sample Location / Description	Layer No. / Layer %	Non-Asbestos Components	(%)	Asbestos Type	(%)
2042057-070	South East					
G-48B	Glue, Gray, Non-homogeneous	LAYER 1 100%	Adhesive Binders/Filler	100%	None Detected	
	Asbestos Present: No		Total % Non-Asbestos:	100.0%	**Total %Asbestos:**	**No Asbestos Detected**
2042057-071	South East					
G-48C	Leveling Compound, No Leveling Compound Present	LAYER 1 100%				
2042057-072	South West					
G-49A	12"x12" Floor Tile, Blue, Non-homogeneous	LAYER 1 100%	Cellulose Fiber Synthetic Fiber Vinyl Binder/ Filler	45% 15% 40%	None Detected	
	Asbestos Present: No		Total % Non-Asbestos:	100.0%	**Total %Asbestos:**	**No Asbestos Detected**
2042057-073	South West					
G-49B	Glue, Yellow, Non-homogeneous	LAYER 1 100%	Adhesive Binders/Filler	100%	None Detected	
	Asbestos Present: No		Total % Non-Asbestos:	100.0%	**Total %Asbestos:**	**No Asbestos Detected**
2042057-074	South West					
G-49C	Leveling Compound, Gray, Non-homogeneous	LAYER 1 100%	Calcium Carbonate Gypsum Binder/Filler	50% 35% 15%	None Detected	
	Asbestos Present: No		Total % Non-Asbestos:	100.0%	**Total %Asbestos:**	**No Asbestos Detected**
2042057-075	North West Hopper					
G-50A	Vinyl Sheet Flooring, Dk. Blue, Non-homogeneous	LAYER 1 100%	Cellulose Fiber Jute Fiber Vinyl Binder/ Filler	40% 10% 50%	None Detected	
	Asbestos Present: No		Total % Non-Asbestos:	100.0%	**Total %Asbestos:**	**No Asbestos Detected**

ENVIRONMENTAL LABORATORIES LLC

1508 East 33rd Street
Signal Hill, CA 90755
Toll: 888-207-2022
Tel: 562-206-2770
Fax: 562-206-2773

Alta Environmental
3777 Long Beach Blvd.
Long Beach CA 90807
Attn.: Jim Byers

Report Number 2042057

Project Number SMSD-20-9850
Project Name Juan Cabrillo Demo 2021
Location Juan Cabrillo E.S.
PO Number
WO Number

Date Received 11/13/2020
Date Analyzed 11/16/2020
Date Reported 11/18/2020

Date Sampled 11/13/2020
Sampled By Randy Flores
Total Samples 104

Method of Analysis 40 CFR Part 763 Appendix E to Subpart E, EPA Method 600/M4-82-020; updated method 600 R-93/116 Determination of Asbestos in Bulk Building Materials.

Test Report

Laboratory ID / Sample No.	Sample Location / Description	Layer No. / Layer %	Non-Asbestos Components	(%)	Asbestos Type	(%)
2042057-076	North West Hopper					
G-50B	Glue, Colorless, Non-homogeneous	LAYER 1			None Detected	
		100%	Adhesive Binders	100%		
	Asbestos Present: No		Total % Non-Asbestos:	100.0%	**Total %Asbestos:**	**No Asbestos Detected**
2042057-077	North West Hopper					
G-50C	Leveling Compound, Gray, Homogeneous	LAYER 1	Cellulose Fiber	15%	None Detected	
		100%	Calcium Carbonate	50%		
			Binder/Filler	35%		
	Asbestos Present: No		Total % Non-Asbestos:	100.0%	**Total %Asbestos:**	**No Asbestos Detected**
2042057-078	South West Staff Dining					
G-51A	Vinyl Sheet Flooring, Dk. Blue, Non-homogeneous	LAYER 1	Cellulose Fiber	40%	None Detected	
		100%	Jute Fiber	10%		
			Vinyl Binder/ Filler	50%		
	Asbestos Present: No		Total % Non-Asbestos:	100.0%	**Total %Asbestos:**	**No Asbestos Detected**
2042057-079	South West Staff Dining					
G-51B	Glue, Colorless, Non-homogeneous	LAYER 1			None Detected	
		100%	Adhesive Binders	100%		
	Asbestos Present: No		Total % Non-Asbestos:	100.0%	**Total %Asbestos:**	**No Asbestos Detected**
2042057-080	South West Staff Dining					
G-51C	Leveling Compound, Gray, Homogeneous	LAYER 1	Cellulose Fiber	15%	None Detected	
		100%	Calcium Carbonate	50%		
			Binder/Filler	35%		
	Asbestos Present: No		Total % Non-Asbestos:	100.0%	**Total %Asbestos:**	**No Asbestos Detected**
2042057-081	South West Kitchen					
G-52A	Vinyl Sheet Flooring, Dk. Blue, Non-homogeneous	LAYER 1	Cellulose Fiber	40%	None Detected	
		100%	Jute Fiber	10%		
			Vinyl Binder/Filler	50%		
	Asbestos Present: No		Total % Non-Asbestos:	100.0%	**Total %Asbestos:**	**No Asbestos Detected**

ENVIRONMENTAL LABORATORIES LLC

1508 East 33rd Street
Signal Hill, CA 90755
Toll: 888-207-2022
Tel: 562-206-2770
Fax: 562-206-2773

Alta Environmental
3777 Long Beach Blvd.
Long Beach CA 90807
Attn.: Jim Byers

Report Number 2042057

Project Number SMSD-20-9850
Project Name Juan Cabrillo Demo 2021
Location Juan Cabrillo E.S.
PO Number
WO Number

Date Received 11/13/2020
Date Analyzed 11/16/2020
Date Reported 11/18/2020

Date Sampled 11/13/2020
Sampled By Randy Flores
Total Samples 104

Method of Analysis 40 CFR Part 763 Appendix E to Subpart E, EPA Method 600/M4-82-020; updated method 600 R-93/116 Determination of Asbestos in Bulk Building Materials.

Test Report

Laboratory ID Sample No.	Sample Location Description	Layer No. Layer %	Non-Asbestos Components	(%)	Asbestos Type	(%)
2042057-082	South West Kitchen					
G-52B	Glue, Colorless, Non-homogeneous	LAYER 1 100%	Adhesive Binders	100%	None Detected	
	Asbestos Present: No		Total % Non-Asbestos:	100.0%	**Total %Asbestos:**	**No Asbestos Detected**
2042057-083	South West Kitchen					
G-52C	Leveling Compound, Gray, Homogeneous	LAYER 1 100%	Cellulose Fiber Calcium Carbonate Binder/Filler	15% 50% 35%	None Detected	
	Asbestos Present: No		Total % Non-Asbestos:	100.0%	**Total %Asbestos:**	**No Asbestos Detected**
2042057-084	North Center South Stairway					
G-53A	20"x20" Floor Tile, Blue, Non-homogeneous	LAYER 1 100%	Cellulose Fiber Synthetic Fiber Vinyl Binder/ Filler	45% 15% 40%	None Detected	
	Asbestos Present: No		Total % Non-Asbestos:	100.0%	**Total %Asbestos:**	**No Asbestos Detected**
2042057-085	North Center South Stairway					
G-53B	Glue, Yellow, Non-homogeneous	LAYER 1 100%	Adhesive Binders/Filler	100%	None Detected	
	Asbestos Present: No		Total % Non-Asbestos:	100.0%	**Total %Asbestos:**	**No Asbestos Detected**
2042057-086	North Center South Stairway					
G-53C	Leveling Compound, Gray, Non-homogeneous	LAYER 1 100%	Cellulose Fiber Calcium Carbonate Binder/Filler	10% 50% 40%	None Detected	
	Asbestos Present: No		Total % Non-Asbestos:	100.0%	**Total %Asbestos:**	**No Asbestos Detected**
2042057-087	North West Stage					
G-54A	20"x20" Floor Tile, Blue, Non-homogeneous	LAYER 1 100%	Cellulose Fiber Synthetic Fiber Vinyl Binder/ Filler	45% 15% 40%	None Detected	
	Asbestos Present: No		Total % Non-Asbestos:	100.0%	**Total %Asbestos:**	**No Asbestos Detected**

ENVIRONMENTAL LABORATORIES LLC

1508 East 33rd Street
Signal Hill, CA 90755
Toll: 888-207-2022
Tel: 562-206-2770
Fax: 562-206-2773

Alta Environmental
3777 Long Beach Blvd.
Long Beach CA 90807
Attn.: Jim Byers

Report Number 2042057

Project Number SMSD-20-9850
Project Name Juan Cabrillo Demo 2021
Location Juan Cabrillo E.S.
PO Number
WO Number

Date Received 11/13/2020
Date Analyzed 11/16/2020
Date Reported 11/18/2020

Date Sampled 11/13/2020
Sampled By Randy Flores
Total Samples 104

Method of Analysis 40 CFR Part 763 Appendix E to Subpart E, EPA Method 600/M4-82-020; updated method 600 R-93/116 Determination of Asbestos in Bulk Building Materials.

Test Report

Laboratory ID / Sample No.	Sample Location / Description	Layer No. / Layer %	Non-Asbestos Components	(%)	Asbestos Type	(%)
2042057-088	North West Stage					
G-54B	Glue, Yellow, Non-homogeneous	LAYER 1			None Detected	
		100%	Adhesive Binders/Filler	100%		
	Asbestos Present: No		Total % Non-Asbestos:	100.0%	**Total %Asbestos:**	**No Asbestos Detected**
2042057-089	North West Stage					
G-54C	Leveling Compound, Gray, Non-homogeneous	LAYER 1	Cellulose Fiber	15%	None Detected	
		100%	Calcium Carbonate	50%		
			Binder/Filler	35%		
	Asbestos Present: No		Total % Non-Asbestos:	100.0%	**Total %Asbestos:**	**No Asbestos Detected**
2042057-090	North West Cafetorium					
G-55A	20"x20" Floor Tile, Blue, Non-homogeneous	LAYER 1	Cellulose Fiber	45%	None Detected	
		100%	Synthetic Fiber	15%		
			Vinyl Binder/Filler	40%		
	Asbestos Present: No		Total % Non-Asbestos:	100.0%	**Total %Asbestos:**	**No Asbestos Detected**
2042057-091	North West Cafetorium					
G-55B	Glue, Colorless, Non-homogeneous	LAYER 1			None Detected	
		100%	Adhesive Binders	100%		
	Asbestos Present: No		Total % Non-Asbestos:	100.0%	**Total %Asbestos:**	**No Asbestos Detected**
2042057-092	North West Cafetorium					
G-55C	Leveling Compound, Gray, Non-homogeneous	LAYER 1	Cellulose Fiber	15%	None Detected	
		100%	Calcium Carbonate	50%		
			Binder/Filler	35%		
	Asbestos Present: No		Total % Non-Asbestos:	100.0%	**Total %Asbestos:**	**No Asbestos Detected**
2042057-093	South					
G-56A	Non Skid Flooring, Black, Homogeneous	LAYER 1			None Detected	
		100%	Vinyl Binder/ Filler	100%		
	Asbestos Present: No		Total % Non-Asbestos:	100.0%	**Total %Asbestos:**	**No Asbestos Detected**

ENVIRONMENTAL LABORATORIES LLC

1508 East 33rd Street
Signal Hill, CA 90755
Toll: 888-207-2022
Tel: 562-206-2770
Fax: 562-206-2773

Alta Environmental
3777 Long Beach Blvd.
Long Beach CA 90807
Attn.: Jim Byers

Report Number 2042057

Project Number SMSD-20-9850
Project Name Juan Cabrillo Demo 2021
Location Juan Cabrillo E.S.
PO Number
WO Number

Date Received 11/13/2020
Date Analyzed 11/16/2020
Date Reported 11/18/2020

Date Sampled 11/13/2020
Sampled By Randy Flores
Total Samples 104

Method of Analysis 40 CFR Part 763 Appendix E to Subpart E, EPA Method 600/M4-82-020; updated method 600 R-93/116 Determination of Asbestos in Bulk Building Materials.

Test Report

Laboratory ID / Sample No.	Sample Location / Description	Layer No. / Layer %	Non-Asbestos Components	(%)	Asbestos Type	(%)
2042057-094	South					
G-56B	Glue, Colorless, Homogeneous	LAYER 1			None Detected	
		100%	Adhesive Binders/Filler	100%		
	Asbestos Present: No		Total % Non-Asbestos:	100.0%	**Total %Asbestos:**	**No Asbestos Detected**
2042057-095	Center					
G-57A	Non Skid Flooring, Black, Homogeneous	LAYER 1			None Detected	
		100%	Vinyl Binder/ Filler	100%		
	Asbestos Present: No		Total % Non-Asbestos:	100.0%	**Total %Asbestos:**	**No Asbestos Detected**
2042057-096	Center					
G-57B	Glue, Colorless, Homogeneous	LAYER 1			None Detected	
		100%	Adhesive Binders	100%		
	Asbestos Present: No		Total % Non-Asbestos:	100.0%	**Total %Asbestos:**	**No Asbestos Detected**
2042057-097	North					
G-58A	Non Skid Flooring, Black, Homogeneous	LAYER 1			None Detected	
		100%	Vinyl Binder/ Filler	100%		
	Asbestos Present: No		Total % Non-Asbestos:	100.0%	**Total %Asbestos:**	**No Asbestos Detected**
2042057-098	North					
G-58B	Adhesive, Colorless, Non-homogeneous	LAYER 1			None Detected	
		100%	Adhesive Binders	100%		
	Asbestos Present: No		Total % Non-Asbestos:	100.0%	**Total %Asbestos:**	**No Asbestos Detected**
2042057-099	South East					
G-59	Multi-Color Wall Padding, Blue/Black/White, Homogeneous Note: Glue is inseparable.	LAYER 1			None Detected	
		100%	Non-Fibrous Material	100%		
	Asbestos Present: No		Total % Non-Asbestos:	100.0%	**Total %Asbestos:**	**No Asbestos Detected**

ENVIRONMENTAL LABORATORIES LLC

1508 East 33rd Street
Signal Hill, CA 90755
Toll: 888-207-2022
Tel: 562-206-2770
Fax: 562-206-2773

Alta Environmental
3777 Long Beach Blvd.
Long Beach CA 90807
Attn.: Jim Byers

Report Number 2042057

Project Number SMSD-20-9850
Project Name Juan Cabrillo Demo 2021
Location Juan Cabrillo E.S.
PO Number
WO Number

Date Received 11/13/2020
Date Analyzed 11/16/2020
Date Reported 11/18/2020

Date Sampled 11/13/2020
Sampled By Randy Flores
Total Samples 104

Method of Analysis 40 CFR Part 763 Appendix E to Subpart E, EPA Method 600/M4-82-020; updated method 600 R-93/116 Determination of Asbestos in Bulk Building Materials.

Test Report

Laboratory ID / Sample No.	Sample Location / Description	Layer No. / Layer %	Non-Asbestos Components	(%)	Asbestos Type	(%)
2042057-100	South West					
G-60	Multi-Color Wall Padding, Blue/Black/White, Homogeneous Note: Glue is inseparable.	LAYER 1 100%	Non-Fibrous Material	100%	None Detected	
	Asbestos Present: No		Total % Non-Asbestos:	100.0%	**Total %Asbestos:**	**No Asbestos Detected**
2042057-101	North Center					
G-61	Multi-Color Wall Padding, Blue/Black/White, Homogeneous Note: Glue is inseparable.	LAYER 1 100%	Non-Fibrous Material	100%	None Detected	
	Asbestos Present: No		Total % Non-Asbestos:	100.0%	**Total %Asbestos:**	**No Asbestos Detected**
2042057-102	South East					
G-62	Window Sealant, Black, Homogeneous	LAYER 1 100%	Non-Fibrous Material	100%	None Detected	
	Asbestos Present: No		Total % Non-Asbestos:	100.0%	**Total %Asbestos:**	**No Asbestos Detected**
2042057-103	South West					
G-63	Window Sealant, Black, Homogeneous	LAYER 1 100%	Non-Fibrous Material	100%	None Detected	
	Asbestos Present: No		Total % Non-Asbestos:	100.0%	**Total %Asbestos:**	**No Asbestos Detected**
2042057-104	North Center					
G-64	Window Sealant, Black, Homogeneous	LAYER 1 100%	Non-Fibrous Material	100%	None Detected	
	Asbestos Present: No		Total % Non-Asbestos:	100.0%	**Total %Asbestos:**	**No Asbestos Detected**

ENVIRONMENTAL LABORATORIES LLC

1508 East 33rd Street
Signal Hill, CA 90755
Toll: 888-207-2022
Tel: 562-206-2770
Fax: 562-206-2773

Alta Environmental
3777 Long Beach Blvd.
Long Beach CA 90807
Attn.: Jim Byers

Report Number 2042057

Project Number SMSD-20-9850
Project Name Juan Cabrillo Demo 2021
Location Juan Cabrillo E.S.
PO Number
WO Number

Date Received 11/13/2020
Date Analyzed 11/16/2020
Date Reported 11/18/2020

Date Sampled 11/13/2020
Sampled By Randy Flores
Total Samples 104

Method of Analysis 40 CFR Part 763 Appendix E to Subpart E, EPA Method 600/M4-82-020; updated method 600 R-93/116 Determination of Asbestos in Bulk Building Materials.

Test Report

Laboratory ID / Sample No.	Sample Location / Description	Layer No. / Layer %	Non-Asbestos Components	(%)	Asbestos Type	(%)

Method Detection Limit: Less than one percent (<1%). Asbestos content has been determined using calibrated visual estimation (CVES). Samples tested were received in acceptable condition unless otherwise stated. Test report relates only to items tested. Non-homogeneous samples containing discrete and separable layers are analyzed and reported separately; composite results may be reported upon customer's request. Non-homogeneous samples with inseparable layers are analyzed and reported as composite samples. Due to the limitations of Polarized Light Microscopy, samples reported as None Detected or with low asbestos concentrations may not be reliable and further analysis such as TEM is recommended to confirm PLM results. This report shall not be reproduced except in full without the written approval of this laboratory. This report may not be used by the customer to claim product certification, endorsement, or approval by NIST/NVLAP or any agency of the government. Samples shall be disposed according to local, state and federal laws, 30 days after results are reported unless otherwise instructed.

CA-ELAP #2823

Analyst - Fred Chappelear

Approved Signatory Cristina E. Tabatt

NVLAP TESTING
NVLAP Lab Code 500044-0

CHAIN OF CUSTODY

AQ ENVIRONMENTAL LABORATORIES
1508 E. 33rd Street
Signal Hill, CA 90755
562-206-2770 Tel
562-206-2773 Fax
services@AQenvlabs.com

(Lab) Order No. 2042057

CUSTOMER INFORMATION	
Company	Alta Environmental
Address	3777 Long Beach Boulevard
City/State/Zip	Long Beach, CA 90807
Contact	
Office Phone	562/ 495-5777
Cell	562 477 0935
Fax	562/ 495-5877
Email	Jim.Byers@NV5

Turnaround Time		Shipped By		Report Send Via:	
Same Day	☐	Fedex	☐	Web	☐
1 Day	☐	UPS	☐	Email	☑
2 Day	☐	USPS	☐	Fax	☐
3 Day	☑	Drop Off	☑	Verbal	☐
5 Day	☐	Drop Box	☐	Mail	☐
Weekend	☐	Other	☐	Pick up	☐

Special Instructions: cc: Therese.Ritorri@NV5.
David.Schack@NV5
Randolph.Flores@NV5

PROJECT INFORMATION

Project Name:	Juan Cabrillo Demo 2021	PO Number:	
Project Number:	SMSD-20-9850	Work Order No.:	
Location:	Juan Cabrillo E.S.	Sampled By:	RANDY FLORES

PLM		PCM		MOLD		LEAD (Pb)			
PLM EPA 600/M4-82-020	☑	NIOSH 7400A	☐	Spore Trap	☐	Air	☐	TTLC	☐
PLM 400 Pt. Count (<0.25%)	☐	NIOSH 7400B	☐	Tape Lift	☐	Paint	☐	STLC	☐
PLM 1000 Pt. Count (<0.1%)	☐	w/ TWA	☐	Bulk Sample	☐	Wipe	☐	TCLP	☐
						Soil	☐		

SAMPLE ID	SAMPLE TYPE	LOCATION	Date Sampled	Start Time / Stop Time	Avg Flow Rate	Volume (L)
Please see attached			11/9/20			

Relinquished By:	Randy Flores
Date/Time:	11-12-2020 1730
Received By:	
Date/Time:	11/13/20 08:00

Lab Forms
Ver. 082411

NV5
ALTA ENVIRONMENTAL

Bldg G.

2042057

FIELD BULK SAMPLE LIST

CLIENT: SMMUSD
PROJECT NO.: Juan Cabrillo E.S.
PROJECT NAME: SMSD-20-9850

Technician: Randy Flores
Date: 11-9-2020
Page: 1 of 1

MATERIAL	SAMPLE #	SAMPLE LOCATION	MATERIAL LOCATION	EST. QTY.	F	D
Kick Sheet Roofing (Core)	G-1	West Center	Bldg. G, Throughout Roof	~5000 S.F.	N	N
	2	South Center				
	3	East Center				
Kick Sheet ~~Roofing Solar Panel~~ Newer (Core)	4	North West	Bldg. G, Solar Panel footings Throughout Roof	~200 S.F.	N	N
	5	South Center				
	6	South East				
Black Roof Mastic	7	West center Roof on Penetration	ALL PENETRATIONS, & UTILITIES FOOTINGS/FIXTURES THROUGHOUT ROOF	~400 S.F.	N	N
	8	North West on Solar Panel Footing				
	9	North East				
White & Gray Sealant	10	North East	Flashing around Roof	~400 S.F.	N	N
	11	North West				

NV5
ALTA ENVIRONMENTAL

Bldg. G.

2042057

FIELD BULK SAMPLE LIST

CLIENT: SMMUSD
PROJECT NO.: SMSD-20-9850
PROJECT NAME: Juan Cabrillo

Technician: Randy Flores
Date: 11-9-2020
Page: 2 of 6

MATERIAL	SAMPLE #	SAMPLE LOCATION	MATERIAL LOCATION	EST. QTY.	F	D
White & gray Sealant	G-12	South West	Flashing around Roof	400 S.F.	N	N
Ext. Stucco walls	13	West Center Roof	Exterior Walls	7000 S.F.	N	N
	14	South Center Roof				
	15	North Center Roof				
	16	North East				
	17	North West				
	18	South East				
	19	South West				
UNFINISHED Dry Wall	20	NORTH CENTER	WATER HEATER CLOSET	500 S.F.	Y	N
	21	EAST CENTER				
	22	SOUTH CENTER				

NV5
ALTA ENVIRONMENTAL

Bldg. G

2042057

FIELD BULK SAMPLE LIST

CLIENT: SMMUSD
PROJECT NO.: SMSD-20-9850
PROJECT NAME: Jean Cabrillo

Technician: Randy F.
Date: 11-9-2020
Page: 3 of 6

MATERIAL	SAMPLE #	SAMPLE LOCATION	MATERIAL LOCATION	EST. QTY.	F	D
Textured DRY Wall	G-23	STAGE STORAGE-WALL SOUTH ~~EAST~~ WEST	ALL INTERIOR WALL SYSTEMS	10000 S.F.	Y	N
	24	STAGE-WALL SOUTH EAST				
	25	STAGE-CEILING SOUTH-CENTER				
	26	VESTIBULE-WALL NORTH WEST				
	27	Kitchen-WALL NORTH WEST				
	28	STAFF DINING-WALL SOUTH WEST				
	29	BOYS R/R-CEILING NORTH EAST				
2x4 FISSURED CEILING TILES	30	SOUTH CENTER CAFETORIUM	CAFETORIUM & STAFF DINING	3000 S.F.	X	N
	31	WEST CENTER CAFETORIUM				
	32	~~NORTH~~ CENTER ~~SOUTH WEST~~ STAFF DINING				
FIRE PROOFING Gray	33	SOUTH CENTER ABOVE CEILING, CAFETORIUM	ABOVE CEILING THROUGHOUT Bldg. G	<5000 S.F.	Y	N

NV5
ALTA ENVIRONMENTAL

Bldg. G

2042057

FIELD BULK SAMPLE LIST

CLIENT: SMMUSD
PROJECT NO.: SMSD-20-9850
PROJECT NAME: Juan Cabrillo

Technician: Randy E.
Date: 11-9-2020
Page: 4 of 6

MATERIAL	SAMPLE #	SAMPLE LOCATION	MATERIAL LOCATION	EST. QTY.	F	D
Fire Proofing	G-34	West Center Cafetorium	Above Ceiling Throughout Bldg. G	<5000 S.F.	Y	N
	35	North West Cafetorium				
	36	North West Food Service				
	37	South East Food Service				
2x4' Dry Wall Ceiling Panel	38	North West	Food Service/Kitchen	~700 S.F.	N	N
	39	South West				
	40	South East				
4" Black Cove Base w/Tan Mastic	41	South West Stage Storage	Teachers Dining, Hopper, Cafetorium, Vestibule Stage, Stage Storage, & Hallway	900 L.F.	N	N
	42	South West Staff/Dining				
	43	North West Cafetorium				
6" Black Cove Base w/Tan Mastic	44	Center of Kitchen	Stage Steps, & curb in Kitchen	50 L.F.	N	N

NV5
ALTA ENVIRONMENTAL

BLDG. G

2042057

FIELD BULK SAMPLE LIST

CLIENT: SMMUSD
PROJECT NO.: SMSD-20-9850
PROJECT NAME: Juan Cabrillo

Technician: RANDY F.
Date: 11-10-2020
Page: 5 of 6

MATERIAL	SAMPLE #	SAMPLE LOCATION	MATERIAL LOCATION	EST. QTY.	F	D
6" BLK COVE BASE W/ TAN MASTIC	G-45	South Stage Steps	Stage Steps, & Curb in Kitchen	50 L.F	N	N
	46	North Stage Steps				
DARK BLUE 12"x12" FLOOR TILE W/GLUE & Leveling Compound	47	NORTH CENTER	Stage Storage	<300 S.F.	N	N
	48	SOUTH EAST				
	49	SOUTH WEST				
DARK BLUE Vinyl SHEET FLOORING W/GLUE AND LEVELING COMPOUND	50	NORTH WEST HOPPER	STAFF DINING, KITCHEN & HOPPER ROOM	~1200 S.F.	N	N
	51	SOUTH WEST STAFF DINING				
	52	SOUTH WEST KITCHEN				
20"x20" DARK BLUE FLOOR TILES W/GLUE & GRAY L.C.	53	NORTH Center, SOUTH STAIRWAY	CAFETORIUM, STAGE, STAIRWAY	~3000 S.F.	N	N
	54	North West Stage				
	55	NORTH WEST CAFETORIUM				

2042057

NV5
ALTA ENVIRONMENTAL

FIELD BULK SAMPLE LIST

CLIENT: SMMUSD
PROJECT NO.: SMSD-20-9850
PROJECT NAME: JUAN CABRILLO

Technician: RANDY F.
Date: 11-10-2020
Page: 6 of 6

MATERIAL	SAMPLE #	SAMPLE LOCATION	MATERIAL LOCATION	EST. QTY.	F	D
BLACK NON SKID FLOORING	G-56	SOUTH	STAGE STEPS	~200 S.F	N	N
	57	CENTER				
	58	NORTH				
MULTI-COLOR WALL PADDING W/GLUE	59	SOUTH EAST	CAFETORIUM WALLS	200 S.F.	N	N
	60	SOUTH WEST				
	61	NORTH CENTER				
BLACK WINDOW SEALANT	62	SOUTH EAST	WINDOW SEALS - IN & OUT	~2000 L.F.	N	N
	63	SOUTH WEST				
	64	NORTH CENTER				

ENVIRONMENTAL LABORATORIES LLC

1508 East 33rd Street
Signal Hill, CA 90755
Toll: 888-207-2022
Tel: 562-206-2770
Fax: 562-206-2773

Alta Environmental
3777 Long Beach Blvd.
Long Beach CA 90807
Attn.: Jim Byers

Report Number 2142555

Project Number SMSD-20-9850
Project Name Cabrillo Demo
Location Cabrillo E.S.- Walkways
PO Number
WO Number

Date Received 01/11/2021
Date Analyzed 01/15/2021
Date Reported 01/15/2021

Date Sampled 01/08/2021
Sampled By Randy Flores
Total Samples 7

Method of Analysis 40 CFR Part 763 Appendix E to Subpart E, EPA Method 600/M4-82-020; updated method 600 R-93/116 Determination of Asbestos in Bulk Building Materials.

Test Report

Laboratory ID / Sample No.	Sample Location / Description	Layer No. / Layer %	Non-Asbestos Components	(%)	Asbestos Type	(%)
2142555-001	Walkways					
CS-1	Cement, Gray, Non-homogeneous	LAYER 1			None Detected	
		100%	Non-Fibrous Material	100%		
	Asbestos Present: No		Total % Non-Asbestos:	100.0%	**Total %Asbestos:**	**No Asbestos Detected**
2142555-002	Walkways					
CS-2	Cement, Gray, Non-homogeneous	LAYER 1			None Detected	
		100%	Non-Fibrous Material	100%		
	Asbestos Present: No		Total % Non-Asbestos:	100.0%	**Total %Asbestos:**	**No Asbestos Detected**
2142555-003	Walkways					
CS-3	Cement, Gray, Non-homogeneous	LAYER 1			None Detected	
		100%	Non-Fibrous Material	100%		
	Asbestos Present: No		Total % Non-Asbestos:	100.0%	**Total %Asbestos:**	**No Asbestos Detected**
2142555-004	Walkways					
CS-4	Cement, Gray, Non-homogeneous	LAYER 1			None Detected	
		100%	Non-Fibrous Material	100%		
	Asbestos Present: No		Total % Non-Asbestos:	100.0%	**Total %Asbestos:**	**No Asbestos Detected**
2142555-005	Walkways					
CS-5	Cement, Beige/Gray, Non-homogeneous	LAYER 1			None Detected	
		100%	Non-Fibrous Material	100%		
	Asbestos Present: No		Total % Non-Asbestos:	100.0%	**Total %Asbestos:**	**No Asbestos Detected**
2142555-006	Walkways					
CS-6	Cement, Gray, Non-homogeneous	LAYER 1			None Detected	
		100%	Non-Fibrous Material	100%		
	Asbestos Present: No		Total % Non-Asbestos:	100.0%	**Total %Asbestos:**	**No Asbestos Detected**

ENVIRONMENTAL LABORATORIES LLC

1508 East 33rd Street
Signal Hill, CA 90755
Toll: 888-207-2022
Tel: 562-206-2770
Fax: 562-206-2773

Alta Environmental
3777 Long Beach Blvd.
Long Beach CA 90807
Attn.: Jim Byers

Report Number 2142555

Project Number SMSD-20-9850
Project Name Cabrillo Demo
Location Cabrillo E.S.- Walkways
PO Number
WO Number

Date Received 01/11/2021
Date Analyzed 01/15/2021
Date Reported 01/15/2021

Date Sampled 01/08/2021
Sampled By Randy Flores
Total Samples 7

Method of Analysis 40 CFR Part 763 Appendix E to Subpart E, EPA Method 600/M4-82-020; updated method 600 R-93/116 Determination of Asbestos in Bulk Building Materials.

Test Report

Laboratory ID / Sample No.	Sample Location / Description	Layer No. / Layer %	Non-Asbestos Components	(%)	Asbestos Type	(%)
2142555-007	Walkways					
CS-7	Cement, Gray, Non-homogeneous	LAYER 1			None Detected	
		100%	Non-Fibrous Material	100%		

Asbestos Present: No Total % Non-Asbestos: 100.0% **Total %Asbestos:** **No Asbestos Detected**

Method Detection Limit: Less than one percent (<1%). Asbestos content has been determined using calibrated visual estimation (CVES). Samples tested were received in acceptable condition unless otherwise stated. Test report relates only to items tested. Non-homogeneous samples containing discrete and separable layers are analyzed and reported separately; composite results may be reported upon customer's request. Non-homogeneous samples with inseparable layers are analyzed and reported as composite samples. Due to the limitations of Polarized Light Microscopy, samples reported as None Detected or with low asbestos concentrations may not be reliable and further analysis such as TEM is recommended to confirm PLM results. This report shall not be reproduced except in full without the written approval of this laboratory. This report may not be used by the customer to claim product certification, endorsement, or approval by NIST/NVLAP or any agency of the government. Samples shall be disposed according to local, state and federal laws, 30 days after results are reported unless otherwise instructed.

CA-ELAP #2823

Analyst - Cristina Tabatt

Approved Signatory Cristina E. Tabatt

NVLAP® TESTING
NVLAP Lab Code 500044-0

CHAIN OF CUSTODY

AQ ENVIRONMENTAL LABORATORIES
1508 E. 33rd Street
Signal Hill, CA 90755
562-206-2770 Tel
562-206-2773 Fax
services@AQenvlabs.com

(Lab) Order No. 2142550 thru 2142556

CUSTOMER INFORMATION

Company	NV5
Address	3777 Long Beach Boulevard
City/State/Zip	Long Beach, CA 90807
Contact	Jim Byers
Office Phone	562/ 495-5777
Cell	
Fax	562/ 495-5877
Email	Jim.Byers

Turnaround Time		Shipped By		Report Send Via:	
Same Day	☐	Fedex	☐	Web	☐
1 Day	☐	UPS	☐	Email	☑
2 Day	☐	USPS	☐	Fax	☐
3 Day	☑	Drop Off	☑	Verbal	☐
5 Day	☐	Drop Box	☐	Mail	☐
Weekend	☐	Other	☐	Pick up	☐

Special Instructions: cc's Therese & Randy

PROJECT INFORMATION

Project Name:	Cabrillo Demo
Project Number:	SMSD-20-9850
Location:	Cabrillo E.S.
PO Number:	
Work Order No.:	
Sampled By:	Randy Flores

PLM		PCM		MOLD		LEAD (Pb)		
PLM EPA 600/M4-82-020	☑	NIOSH 7400A	☐	Spore Trap	☐	Air	☐	TTLC ☐
PLM 400 Pt. Count (<0.25%)	☐	NIOSH 7400B	☐	Tape Lift	☐	Paint	☐	
PLM 1000 Pt. Count (<0.1%)	☐	w/ TWA	☐	Bulk Sample	☐	Wipe	☐	
						Soil	☐	

SAMPLE ID	SAMPLE TYPE	LOCATION	Date Sampled	Start Time / Stop Time	Avg Flow Rate	Volume (L)
BGW-1	White Roof - Membrane	Boys & Girls Club - West Relocatable	1/12/20			
2	↓	↓	↓			
3	↓	↓	↓			
4	White Wood-caulk	↓	↓			
5	↓	↓	↓			
6	↓	↓	↓			
7	NON SKID-flooring	↓	↓			
8	↓	↓	↓			
9	↓	↓	↓			
10	2x4-Directional crevices Ceiling tiles	↓	↓			

Relinquished By:	Randy Flores
Date/Time:	1-8-2021 1900
Received By:	
Date/Time:	1/11/21 0800

Lab Forms
Ver. 082411

CHAIN OF CUSTODY

AQ ENVIRONMENTAL LABORATORIES

1508 E. 33rd Street
Signal Hill, CA 90755
562-206-2770 Tel
562-206-2773 Fax
services@AQenvlabs.com

Company: NV5
Project Number: SMSD-20-9850
Project Name: Cabrillo Demo

Analysis:

TAT:

(Lab) Order No. 2142550 thm 2142556

SAMPLE ID	SAMPLE TYPE	LOCATION	Date Sampled	Start Time / Stop Time	Avg Flow Rate	Volume (L)
BGW-11	2x4' Directional Crevices Ceiling tiles	Boys & Girls Club — West, Relocatable	11/12/20			
12						
13	Fiber Board w/Glue on Dry Wall (core)					
14						
15						
16	Barrier Paper					
17						
18						
19	4" Gray Cove Base w/Tan mastic					
20						
21						
22	12"x12" L. Gray w/streaks — w/Glue & Leveling Compound					
23						
24						
25	12"x12" L. BLUE w/STREAKS — w/Glue & Leveling Compound					
26						
27						
BGE-1	Gray Sealant	Boys & Girls Club — EAST RELOCATABLE	11/12/20			
2						
3						

Relinquished By:	Received By:
Date/Time: 1-8-2021 1900	Date/Time: 1/11/21 0800

Lab Forms
Ver. 082411

CHAIN OF CUSTODY

AQ ENVIRONMENTAL LABORATORIES

1508 E. 33rd Street
Signal Hill, CA 90755
562-206-2770 Tel
562-206-2773 Fax
services@AQenvlabs.com

Company: NV5

Project Number: 5M5D-20-9850

Project Name: Cabrillo Demo

Analysis:

TAT:

(Lab) Order No. 2142550 thru 2142556

SAMPLE ID	SAMPLE TYPE	LOCATION	Date Sampled	Start Time / Stop Time	Avg Flow Rate	Volume (L)
BGE - 4	White Wood Caulk	Boys & Girls Club EAST Relocatable	11/12/20			
5	↓	↓	↓			
6	↓	↓	↓			
7	NON-SKID FLOORING	↓	↓			
8	↓	↓	↓			
9	↓	↓	↓			
10	2'x4' Fissured ceiling tiles	↓	↓			
11	↓	↓	↓			
12	↓	↓	↓			
13	Fiber Board w/Glue on Dry Wall (core)	↓	↓			
14	↓	↓	↓			
15	↓	↓	↓			
16	Barrier Paper	↓	↓			
17	↓	↓	↓			
18	↓	↓	↓			
19	12"x12" L. Gray w/Streaks w/Glue & Leveling Compound	↓	↓			
20	↓	↓	↓			
21	↓	↓	↓			
22	4" Gray Cove Base w/TAN MASTIC	↓	↓			
23	↓	↓	↓			

Relinquished By: [signature]

Date/Time: 1-8-2021 1900

Received By: [signature]

Date/Time: 1/11/21 0800

Lab Forms
Ver. 082411

CHAIN OF CUSTODY

1508 E. 33rd Street
Signal Hill, CA 90755
562-206-2770 Tel
562-206-2773 Fax
services@AQenvlabs.com

Company: Alta Environmental
Project Number: SMSD-20-9850
Project Name: Cabrillo Demo

Analysis:
TAT:
(Lab) Order No. 2142550 thru 2142556

SAMPLE ID	SAMPLE TYPE	LOCATION	Date Sampled	Start Time / Stop Time	Avg Flow Rate	Volume (L)
BGE-24	4" Gray Cove Base w/TAN MASTIC	Boys & Girls Club — East Relocatable	1/12/20			
B - 1	12"x12" yellow FLOORTILE w/Gray leveling Compound	Bldg. B	1/5/21			
2	↓	↓	↓			
3	↓	↓	↓			
4	4" BLACK COVEBASE w/TAN MASTIC	↓	↓			
5	↓	↓	↓			
6	↓	↓	↓			
7	CARPET GLUE	↓	↓			
8	↓	↓	↓			
9	↓	↓	↓			
10	Window + Door SEALANT	↓	↓			
11	↓	↓	↓			
12	↓	↓	↓			
13	DOOR CAULKING	↓	↓			
14	↓	↓	↓			
15	↓	↓	↓			
16	Barrier Paper	↓	↓			
17	↓	↓	↓			
18	↓	↓	↓			
19	Dry Wall w/J.C.	↓	↓			

Relinquished By: [signature]
Date/Time: 1-8-2021 1900

Received By: [signature]
Date/Time: 1/11/21 0800

CHAIN OF CUSTODY

1508 E. 33rd Street
Signal Hill, CA 90755
562-206-2770 Tel
562-206-2773 Fax
services@AQenvlabs.com

Company:	Alta Environmental
Project Number:	SMSD-20-9850
Project Name:	Cabrillo Reno

Analysis:

TAT:

(Lab) Order No. 2142550 thm 2142556

SAMPLE ID	SAMPLE TYPE	LOCATION	Date Sampled	Start Time / Stop Time	Avg Flow Rate	Volume (L)
B-20	Dry Wall w/ J.C.	Bldg. B	1/5/21			
21						
22						
23						
24	Vinyl Wall Paper w/ Glue & J.C.					
25						
26						
27	Smooth Plaster					
28						
29						
30	NON SKID floor					
31						
32						
33	9"x9" Tan Floor Tile w/ BLACK MASTIC					
34						
35						
C-1	Carpet Glue	Bldg. C	1/6/21			
2						
3						
4	Barrier Paper					

Relinquished By:	
Date/Time:	1-8-2021
Received By:	
Date/Time:	1/11/21 0800

CHAIN OF CUSTODY

1508 E. 33rd Street
Signal Hill, CA 90755
562-206-2770 Tel
562-206-2773 Fax
services@AQenvlabs.com

AQ ENVIRONMENTAL LABORATORIES

Company: Alta Environmental
Project Number: SMSD-20-9850
Project Name: Cabrillo Demo

Analysis:
TAT:
(Lab) Order No. 2142550 thru 2142556

SAMPLE ID	SAMPLE TYPE	LOCATION	Date Sampled	Start Time / Stop Time	Avg Flow Rate	Volume (L)
C-5	Barrie Paper	Bldg. C	1/6/21			
6						
7	Vinyl Sheet Wall Paper					
8						
9						
10	2"x4" fissured Ceiling tiles					
11						
12						
13	4" Black Cove Base w/ Tan Mastic					
14						
15						
16	12"x12" Blue floor tile w/ Glue					
17						
18						
19	Black window Sealant					
20						
21						
22	White window Putty					
23						
24						

Relinquished By: Randy Tu
Date/Time: 1-8-2021

Received By: [signature]
Date/Time: 1/11/21 0800

Lab Forms
Ver. 082411

CHAIN OF CUSTODY

1508 E. 33rd Street
Signal Hill, CA 90755
562-206-2770 Tel
562-206-2773 Fax
services@AQenvlabs.com

Company:	Alta Environmental
Project Number:	SMSD-20-9850
Project Name:	Cabrillo Demo

Analysis:

TAT:

(Lab) Order No. 2142550 thru 2142556

SAMPLE ID	SAMPLE TYPE	LOCATION	Date Sampled	Start Time / Stop Time	Avg Flow Rate	Volume (L)
D-1	Barrier Paper	Bldg. D	1/7/21			
2	↓	↓	↓			
3	↓	↓	↓			
4	Black Window Sealant	↓	↓			
5	↓	↓	↓			
6	↓	↓	↓			
7	Door Caulk	↓	↓			
8	↓	↓	↓			
9	↓	↓	↓			
10	Gray Window Sealant	↓	↓			
11	↓	↓	↓			
12	12"x12" ~~BLUE FLOOR TILE~~	↓	↓			
13	w/Glue & Leveling Compound	↓	↓			
14	↓	↓	↓			
15	2'x4' fissured	↓	↓			
16	Ceiling tiles	↓	↓			
17	↓	↓	↓			
18	↓	↓	↓			
19	4" Black Cove Base w/ TAN MASTIC	↓	↓			
20	↓	↓	↓			

Relinquished By:	
Date/Time:	1-8-2021 1900
Received By:	
Date/Time:	1/11/21 0800

CHAIN OF CUSTODY

1508 E. 33rd Street
Signal Hill, CA 90755
562-206-2770 Tel
562-206-2773 Fax
services@AQenvlabs.com

Company:	Alta Environmental
Project Number:	SMSD-20-9850
Project Name:	Cabrillo Demo

Analysis:

TAT:

(Lab) Order No. 2142550 thru 2142556

SAMPLE ID	SAMPLE TYPE	LOCATION	Date Sampled	Start Time / Stop Time	Avg Flow Rate	Volume (L)
D-21	4" Cove Base w/ Tan Mastic	Bldg. D	1/7/21			
22	Carpet Glue					
23						
24						
25	Debri on Floor (Chalk Board Marks)					
26						
27						
28	Black Mastic (Chalk Board)					
29						
30						
31	New Roof Core (Patched Area)					
32						
33						
CS-1	Cement	Cabrillo E.S. Walkways	1/8/21			
2						
3						
4						
5						
6						
7						

Relinquished By:	Received By:
Date/Time: 1-8-2021 1900	Date/Time: 1/11/21 0800

Lab Forms
Ver. 082411

CHAIN OF CUSTODY

1508 E. 33rd Street
Signal Hill, CA 90755
562-206-2770 Tel
562-206-2773 Fax
services@AQenvlabs.com

Company:	Alta Environmental
Project Number:	SMSD-20-9850
Project Name:	Cabrillo Demo

Analysis:

TAT:

(Lab) Order No. 2142550 thru 2142556

SAMPLE ID	SAMPLE TYPE	LOCATION	Date Sampled	Start Time / Stop Time	Avg Flow Rate	Volume (L)
E- 1	Black Window Sealant	BLDG. E	1/7/21			
2	↓	↓	↓			
3	↓	↓	↓			
4	Carpet Glue	↓	↓			
5	↓	↓	↓			
6	↓	↓	↓			
7	4" Black Cove Base w/Tan Mastic	↓	↓			
8	↓	↓	↓			
9	↓	↓	↓			
10	Smooth Plaster	↓	↓			
11	↓	↓	↓			
12	↓	↓	↓			
13	↓	↓	↓			
14	↓	↓	↓			
15	L. Blue Epoxy Flooring	↓	↓			
16	↓	↓	↓			
17	↓	↓	↓			
18	Door Caulk	↓	↓			
19	↓	↓	↓			
20	↓	↓	↓			

Relinquished By:	Randy Tan
Date/Time:	1-8-2021 1900
Received By:	[signature]
Date/Time:	1/11/21 0800

Lab Forms
Ver. 082411

CHAIN OF CUSTODY

1508 E. 33rd Street
Signal Hill, CA 90755
562-206-2770 Tel
562-206-2773 Fax
services@AQenvlabs.com

Company:	Alta Environmental
Project Number:	SMSD-20-9850
Project Name:	Cabrillo Demo

Analysis:

TAT:

(Lab) Order No. 2142550 thru 2142556

SAMPLE ID	SAMPLE TYPE	LOCATION	Date Sampled	Start Time / Stop Time	Avg Flow Rate	Volume (L)
D-34	Rough Plaster	Bldg. D	1/7/21			
35	"	"	"			
36	"	"	"			

Relinquished By:	Received By:
Date/Time: 1-8-2021 1900	Date/Time: 1/11/21 0800

Lab Forms
Ver. 082411

ENVIRONMENTAL LABORATORIES LLC

1508 East 33rd Street
Signal Hill, CA 90755
Toll: 888-207-2022
Tel: 562-206-2770
Fax: 562-206-2773

Alta Environmental
3777 Long Beach Blvd.
Long Beach CA 90807
Attn.: Jim Byers

Report Number 2142679

Project Number SMSD-20-9850
Project Name Cabrillo Demo
Location Cabrillo E.S. Malibu
PO Number
WO Number

Date Received 01/15/2021
Date Analyzed 01/15/2021
Date Reported 01/15/2021

Date Sampled 01/14/2021
Sampled By Randy Flores
Total Samples 95

Method of Analysis 40 CFR Part 763 Appendix E to Subpart E, EPA Method 600/M4-82-020; updated method 600 R-93/116 Determination of Asbestos in Bulk Building Materials.

Test Report

Laboratory ID / Sample No.	Sample Location Description	Layer No. / Layer %	Non-Asbestos Components	(%)	Asbestos Type	(%)
2142679-001	Bldg A					
R0114-1A	Kick sheet roof (core) - Capsheet, Black, Non-homogeneous	LAYER 1 100%	Fibrous Glass Bituminous Matrix	10% 90%	None Detected	
	Asbestos Present: No		Total % Non-Asbestos:	100.0%	**Total %Asbestos:**	**No Asbestos Detected**
2142679-002	Bldg A					
R0114-1B	Kick sheet roof (core) - Layered Felt/Tar, Black, Non-homogeneous	LAYER 1 100%	Fibrous Glass Bituminous Matrix	15% 85%	None Detected	
	Asbestos Present: No		Total % Non-Asbestos:	100.0%	**Total %Asbestos:**	**No Asbestos Detected**
2142679-003	Bldg A					
R0114-1C	Kick sheet roof (core) - Roofing Paper, Brown, Non-homogeneous	LAYER 1 100%	Cellulose Fiber Binder/Filler	95% 5%	None Detected	
	Asbestos Present: No		Total % Non-Asbestos:	100.0%	**Total %Asbestos:**	**No Asbestos Detected**
2142679-004	Bldg A					
R0114-2A	Kick sheet roof (core) - Capsheet, Black, Non-homogeneous	LAYER 1 100%	Fibrous Glass Bituminous Matrix	10% 90%	None Detected	
	Asbestos Present: No		Total % Non-Asbestos:	100.0%	**Total %Asbestos:**	**No Asbestos Detected**
2142679-005	Bldg A					
R0114-2B	Kick sheet roof (core) - Layered Felt/Tar, Black, Non-homogeneous	LAYER 1 100%	Fibrous Glass Bituminous Matrix	15% 85%	None Detected	
	Asbestos Present: No		Total % Non-Asbestos:	100.0%	**Total %Asbestos:**	**No Asbestos Detected**
2142679-006	Bldg A					
R0114-2C	Kick sheet roof (core) - Roofing Paper, Brown, Non-homogeneous	LAYER 1 100%	Cellulose Fiber Binder/Filler	95% 5%	None Detected	
	Asbestos Present: No		Total % Non-Asbestos:	100.0%	**Total %Asbestos:**	**No Asbestos Detected**
2142679-007	Bldg A					
R0114-3A	Kick sheet roof (core) - Capsheet, Black, Non-homogeneous	LAYER 1 100%	Fibrous Glass Bituminous Matrix	10% 90%	None Detected	
	Asbestos Present: No		Total % Non-Asbestos:	100.0%	**Total %Asbestos:**	**No Asbestos Detected**

ENVIRONMENTAL LABORATORIES LLC

1508 East 33rd Street
Signal Hill, CA 90755
Toll: 888-207-2022
Tel: 562-206-2770
Fax: 562-206-2773

Alta Environmental
3777 Long Beach Blvd.
Long Beach CA 90807
Attn.: Jim Byers

Report Number 2142679

Project Number SMSD-20-9850
Project Name Cabrillo Demo
Location Cabrillo E.S. Malibu
PO Number
WO Number

Date Received 01/15/2021
Date Analyzed 01/15/2021
Date Reported 01/15/2021

Date Sampled 01/14/2021
Sampled By Randy Flores
Total Samples 95

Method of Analysis 40 CFR Part 763 Appendix E to Subpart E, EPA Method 600/M4-82-020; updated method 600 R-93/116 Determination of Asbestos in Bulk Building Materials.

Test Report

Laboratory ID / Sample No.	Sample Location / Description	Layer No. / Layer %	Non-Asbestos Components	(%)	Asbestos Type	(%)
2142679-008	Bldg A					
R0114-3B	Kick sheet roof (core) - Layered Felt/Tar, Black, Non-homogeneous	LAYER 1 100%	Fibrous Glass Bituminous Matrix	15% 85%	None Detected	
	Asbestos Present: No		Total % Non-Asbestos:	100.0%	**Total %Asbestos:**	**No Asbestos Detected**
2142679-009	Bldg A					
R0114-3C	Kick sheet roof (core) - Roofing Paper, Brown, Non-homogeneous	LAYER 1 100%	Cellulose Fiber Binder/Filler	95% 5%	None Detected	
	Asbestos Present: No		Total % Non-Asbestos:	100.0%	**Total %Asbestos:**	**No Asbestos Detected**
2142679-010	Bldg A					
R0114-4	Roof Mastic, Black, Homogeneous	LAYER 1 100%	Bituminous Material	100%	None Detected	
	Asbestos Present: No		Total % Non-Asbestos:	100.0%	**Total %Asbestos:**	**No Asbestos Detected**
2142679-011	Bldg A					
R0114-5	Roof Mastic, Black, Homogeneous	LAYER 1 100%	Bituminous Material	100%	None Detected	
	Asbestos Present: No		Total % Non-Asbestos:	100.0%	**Total %Asbestos:**	**No Asbestos Detected**
2142679-012	Bldg A					
R0114-6	Roof Mastic, Black, Homogeneous	LAYER 1 100%	Bituminous Material	100%	None Detected	
	Asbestos Present: No		Total % Non-Asbestos:	100.0%	**Total %Asbestos:**	**No Asbestos Detected**
2142679-013	Bldg B					
R0114-7A	Kick sheet (core) - Capsheet, Black, Non-homogeneous	LAYER 1 100%	Fibrous Glass Bituminous Matrix	10% 90%	None Detected	
	Asbestos Present: No		Total % Non-Asbestos:	100.0%	**Total %Asbestos:**	**No Asbestos Detected**
2142679-014	Bldg B					
R0114-7B	Kick sheet (core) - Layered Felt/Tar, Black, Non-homogeneous	LAYER 1 100%	Fibrous Glass Bituminous Matrix	15% 85%	None Detected	
	Asbestos Present: No		Total % Non-Asbestos:	100.0%	**Total %Asbestos:**	**No Asbestos Detected**

ENVIRONMENTAL LABORATORIES LLC

1508 East 33rd Street
Signal Hill, CA 90755
Toll: 888-207-2022
Tel: 562-206-2770
Fax: 562-206-2773

Alta Environmental
3777 Long Beach Blvd.
Long Beach CA 90807
Attn.: Jim Byers

Report Number 2142679

Project Number SMSD-20-9850
Project Name Cabrillo Demo
Location Cabrillo E.S. Malibu
PO Number
WO Number

Date Received 01/15/2021
Date Analyzed 01/15/2021
Date Reported 01/15/2021

Date Sampled 01/14/2021
Sampled By Randy Flores
Total Samples 95

Method of Analysis 40 CFR Part 763 Appendix E to Subpart E, EPA Method 600/M4-82-020; updated method 600 R-93/116 Determination of Asbestos in Bulk Building Materials.

Test Report

Laboratory ID / Sample No.	Sample Location / Description	Layer No. / Layer %	Non-Asbestos Components	(%)	Asbestos Type	(%)
2142679-015	Bldg B					
R0114-7C	Kick sheet (core) - Roofing Paper, Brown, Non-homogeneous	LAYER 1 100%	Cellulose Fiber Binder/Filler	95% 5%	None Detected	
	Asbestos Present: No		Total % Non-Asbestos:	100.0%	**Total %Asbestos:**	**No Asbestos Detected**
2142679-016	Bldg B					
R0114-8A	Kick sheet (core) - Capsheet, Black, Non-homogeneous	LAYER 1 100%	Fibrous Glass Bituminous Matrix	10% 90%	None Detected	
	Asbestos Present: No		Total % Non-Asbestos:	100.0%	**Total %Asbestos:**	**No Asbestos Detected**
2142679-017	Bldg B					
R0114-8B	Kick sheet (core) - Layered Felt/Tar, Black, Non-homogeneous	LAYER 1 100%	Fibrous Glass Bituminous Matrix	15% 85%	None Detected	
	Asbestos Present: No		Total % Non-Asbestos:	100.0%	**Total %Asbestos:**	**No Asbestos Detected**
2142679-018	Bldg B					
R0114-8C	Kick sheet (core) - Roofing Paper, Brown, Non-homogeneous	LAYER 1 100%	Cellulose Fiber Binder/Filler	95% 5%	None Detected	
	Asbestos Present: No		Total % Non-Asbestos:	100.0%	**Total %Asbestos:**	**No Asbestos Detected**
2142679-019	Bldg B					
R0114-9A	Kick sheet (core) - Layered Felt/Tar, Black, Non-homogeneous	LAYER 1 100%	Fibrous Glass Bituminous Matrix	15% 85%	None Detected	
	Asbestos Present: No		Total % Non-Asbestos:	100.0%	**Total %Asbestos:**	**No Asbestos Detected**
2142679-020	Bldg B					
R0114-9B	Kick sheet (core) - Capsheet, Black, Non-homogeneous	LAYER 1 100%	Fibrous Glass Bituminous Matrix	10% 90%	None Detected	
	Asbestos Present: No		Total % Non-Asbestos:	100.0%	**Total %Asbestos:**	**No Asbestos Detected**
2142679-021	Bldg B					
R0114-9C	Kick sheet (core) - Roofing Paper, Brown, Non-homogeneous	LAYER 1 100%	Cellulose Fiber Binder/Filler	95% 5%	None Detected	
	Asbestos Present: No		Total % Non-Asbestos:	100.0%	**Total %Asbestos:**	**No Asbestos Detected**

ENVIRONMENTAL LABORATORIES LLC

1508 East 33rd Street
Signal Hill, CA 90755
Toll: 888-207-2022
Tel: 562-206-2770
Fax: 562-206-2773

Alta Environmental
3777 Long Beach Blvd.
Long Beach CA 90807
Attn.: Jim Byers

Report Number 2142679

Project Number SMSD-20-9850
Project Name Cabrillo Demo
Location Cabrillo E.S. Malibu
PO Number
WO Number

Date Received 01/15/2021
Date Analyzed 01/15/2021
Date Reported 01/15/2021

Date Sampled 01/14/2021
Sampled By Randy Flores
Total Samples 95

Method of Analysis 40 CFR Part 763 Appendix E to Subpart E, EPA Method 600/M4-82-020; updated method 600 R-93/116 Determination of Asbestos in Bulk Building Materials.

Test Report

Laboratory ID / Sample No.	Sample Location / Description	Layer No. / Layer %	Non-Asbestos Components	(%)	Asbestos Type	(%)
2142679-022	Bldg B					
R0114-10	Roof Mastic, White/Black, Non-homogeneous	LAYER 1 100%	Bituminous Matrix/Filler Other Non-Fibrous Material	70% 30%	None Detected	
	Asbestos Present: No		Total % Non-Asbestos:	100.0%	**Total %Asbestos:**	**No Asbestos Detected**
2142679-023	Bldg B					
R0114-11	Roof Mastic, White/Black, Non-homogeneous	LAYER 1 100%	Bituminous Matrix/Filler Other Non-Fibrous Material	70% 30%	None Detected	
	Asbestos Present: No		Total % Non-Asbestos:	100.0%	**Total %Asbestos:**	**No Asbestos Detected**
2142679-024	Bldg B					
R0114-12	Roof Mastic, White/Black, Non-homogeneous	LAYER 1 100%	Bituminous Matrix/Filler Other Non-Fibrous Material	65% 35%	None Detected	
	Asbestos Present: No		Total % Non-Asbestos:	100.0%	**Total %Asbestos:**	**No Asbestos Detected**
2142679-025	Bldg E					
R0114-13A	Roofing (core) built up - Capsheet, White/Black, Non-homogeneous	LAYER 1 100%	Fibrous Glass Bituminous Matrix Other Non-Fibrous Material	5% 65% 30%	None Detected	
	Asbestos Present: No		Total % Non-Asbestos:	100.0%	**Total %Asbestos:**	**No Asbestos Detected**
2142679-026	Bldg E					
R0114-13B	Roofing (core) built up - Layered Felt/Tar, Black, Non-homogeneous	LAYER 1 100%	Fibrous Glass Bituminous Matrix	10% 90%	None Detected	
	Asbestos Present: No		Total % Non-Asbestos:	100.0%	**Total %Asbestos:**	**No Asbestos Detected**
2142679-027	Bldg E					
R0114-13C	Roofing (core) built up - Felt, Black, Non-homogeneous	LAYER 1 100%	Cellulose Fiber Bituminous Matrix	75% 25%	None Detected	
	Asbestos Present: No		Total % Non-Asbestos:	100.0%	**Total %Asbestos:**	**No Asbestos Detected**

ENVIRONMENTAL LABORATORIES LLC

1508 East 33rd Street
Signal Hill, CA 90755
Toll: 888-207-2022
Tel: 562-206-2770
Fax: 562-206-2773

Alta Environmental
3777 Long Beach Blvd.
Long Beach CA 90807
Attn.: Jim Byers

Report Number 2142679

Project Number SMSD-20-9850
Project Name Cabrillo Demo
Location Cabrillo E.S. Malibu
PO Number
WO Number

Date Received 01/15/2021
Date Analyzed 01/15/2021
Date Reported 01/15/2021

Date Sampled 01/14/2021
Sampled By Randy Flores
Total Samples 95

Method of Analysis 40 CFR Part 763 Appendix E to Subpart E, EPA Method 600/M4-82-020; updated method 600 R-93/116 Determination of Asbestos in Bulk Building Materials.

Test Report

Laboratory ID / Sample No.	Sample Location / Description	Layer No. / Layer %	Non-Asbestos Components	(%)	Asbestos Type	(%)
2142679-028	Bldg E					
R0114-13D	Roofing (core) built up - Insulation, Brown, Non-homogeneous	LAYER 1 100%	Wood Fiber	100%	None Detected	
	Asbestos Present: No		Total % Non-Asbestos:	100.0%	**Total %Asbestos:**	**No Asbestos Detected**
2142679-029	Bldg E					
R0114-14A	Roofing (core) built up - Capsheet, White/Black, Non-homogeneous	LAYER 1 100%	Fibrous Glass Bituminous Matrix Other Non-Fibrous Material	5% 65% 30%	None Detected	
	Asbestos Present: No		Total % Non-Asbestos:	100.0%	**Total %Asbestos:**	**No Asbestos Detected**
2142679-030	Bldg E					
R0114-14B	Roofing (core) built up - Layered Felt/Tar, Black, Non-homogeneous	LAYER 1 100%	Fibrous Glass Bituminous Matrix	15% 85%	None Detected	
	Asbestos Present: No		Total % Non-Asbestos:	100.0%	**Total %Asbestos:**	**No Asbestos Detected**
2142679-031	Bldg E					
R0114-14C	Roofing (core) built up - Felt, Black, Non-homogeneous	LAYER 1 100%	Cellulose Fiber Bituminous Matrix	75% 25%	None Detected	
	Asbestos Present: No		Total % Non-Asbestos:	100.0%	**Total %Asbestos:**	**No Asbestos Detected**
2142679-032	Bldg E					
R0114-14D	Roofing (core) built up - Insulation, Brown, Non-homogeneous	LAYER 1 100%	Wood Fiber	100%	None Detected	
	Asbestos Present: No		Total % Non-Asbestos:	100.0%	**Total %Asbestos:**	**No Asbestos Detected**
2142679-033	Bldg E					
R0114-15A	Roofing (core) built up - Capsheet, White/Black, Non-homogeneous	LAYER 1 100%	Fibrous Glass Bituminous Matrix Other Non-Fibrous Material	15% 50% 35%	None Detected	
	Asbestos Present: No		Total % Non-Asbestos:	100.0%	**Total %Asbestos:**	**No Asbestos Detected**

ENVIRONMENTAL LABORATORIES LLC

1508 East 33rd Street
Signal Hill, CA 90755
Toll: 888-207-2022
Tel: 562-206-2770
Fax: 562-206-2773

Alta Environmental
3777 Long Beach Blvd.
Long Beach CA 90807
Attn.: Jim Byers

Report Number 2142679

Project Number SMSD-20-9850
Project Name Cabrillo Demo
Location Cabrillo E.S. Malibu
PO Number
WO Number

Date Received 01/15/2021
Date Analyzed 01/15/2021
Date Reported 01/15/2021

Date Sampled 01/14/2021
Sampled By Randy Flores
Total Samples 95

Method of Analysis 40 CFR Part 763 Appendix E to Subpart E, EPA Method 600/M4-82-020; updated method 600 R-93/116 Determination of Asbestos in Bulk Building Materials.

Test Report

Laboratory ID / Sample No.	Sample Location / Description	Layer No. / Layer %	Non-Asbestos Components	(%)	Asbestos Type	(%)
2142679-034	Bldg E					
R0114-15B	Roofing (core) built up - Layered Felt/Tar, Black, Non-homogeneous	LAYER 1 100%	Fibrous Glass	15%	None Detected	
			Bituminous Matrix	85%		
	Asbestos Present: No		Total % Non-Asbestos:	100.0%	**Total %Asbestos:**	**No Asbestos Detected**
2142679-035	Bldg E					
R0114-15C	Roofing (core) built up - Felt, Black, Homogeneous	LAYER 1 100%	Cellulose Fiber	75%	None Detected	
			Bituminous Matrix	25%		
	Asbestos Present: No		Total % Non-Asbestos:	100.0%	**Total %Asbestos:**	**No Asbestos Detected**
2142679-036	Bldg E					
R0114-15D	Roofing (core) built up - Insulation, Brown, Non-homogeneous	LAYER 1 100%	Wood Fiber	100%	None Detected	
	Asbestos Present: No		Total % Non-Asbestos:	100.0%	**Total %Asbestos:**	**No Asbestos Detected**
2142679-037	Bldg E					
R0114-16	Roof Mastic, White/Black, Non-homogeneous	LAYER 1 100%	Cellulose Fiber	15%	None Detected	
			Bituminous Matrix/Filler	65%		
			Other Non-Fibrous Material	20%		
	Asbestos Present: No		Total % Non-Asbestos:	100.0%	**Total %Asbestos:**	**No Asbestos Detected**
2142679-038	Bldg E					
R0114-17	Roof Mastic, White/Black, Non-homogeneous	LAYER 1 100%	Cellulose Fiber	15%	None Detected	
			Bituminous Matrix/Filler	65%		
			Other Non-Fibrous Material	20%		
	Asbestos Present: No		Total % Non-Asbestos:	100.0%	**Total %Asbestos:**	**No Asbestos Detected**
2142679-039	Bldg E					
R0114-18	Roof Mastic, White/Black, Non-homogeneous	LAYER 1 100%	Cellulose Fiber	15%	None Detected	
			Bituminous Matrix/Filler	50%		
			Other Non-Fibrous Material	35%		
	Asbestos Present: No		Total % Non-Asbestos:	100.0%	**Total %Asbestos:**	**No Asbestos Detected**

ENVIRONMENTAL LABORATORIES LLC

1508 East 33rd Street
Signal Hill, CA 90755
Toll: 888-207-2022
Tel: 562-206-2770
Fax: 562-206-2773

Alta Environmental
3777 Long Beach Blvd.
Long Beach CA 90807
Attn.: Jim Byers

Report Number 2142679

Project Number SMSD-20-9850
Project Name Cabrillo Demo
Location Cabrillo E.S. Malibu
PO Number
WO Number

Date Received 01/15/2021
Date Analyzed 01/15/2021
Date Reported 01/15/2021

Date Sampled 01/14/2021
Sampled By Randy Flores
Total Samples 95

Method of Analysis 40 CFR Part 763 Appendix E to Subpart E, EPA Method 600/M4-82-020; updated method 600 R-93/116 Determination of Asbestos in Bulk Building Materials.

Test Report

Laboratory ID / Sample No.	Sample Location / Description	Layer No. / Layer %	Non-Asbestos Components	(%)	Asbestos Type	(%)
2142679-040	Bldg E					
R0114-19	HVAC tape w/ sealant, Gray/Yellow, Non-homogeneous	LAYER 1 100%	Adhesive Binders/Filler	100%	None Detected	
	Asbestos Present: No		Total % Non-Asbestos:	100.0%	**Total %Asbestos:**	**No Asbestos Detected**
2142679-041	Bldg E					
R0114-20	HVAC tape w/ sealant, Gray/Yellow, Non-homogeneous	LAYER 1 100%	Adhesive Binders/Filler	100%	None Detected	
	Asbestos Present: No		Total % Non-Asbestos:	100.0%	**Total %Asbestos:**	**No Asbestos Detected**
2142679-042	Bldg E					
R0114-21	HVAC tape w/ sealant, Gray/Yellow, Non-homogeneous	LAYER 1 100%	Adhesive Binders/Filler	100%	None Detected	
	Asbestos Present: No		Total % Non-Asbestos:	100.0%	**Total %Asbestos:**	**No Asbestos Detected**
2142679-043	Bldg F					
R0114-22A	Roofing (core) built up - Capsheet, White/Black, Non-homogeneous	LAYER 1 100%	Fibrous Glass Bituminous Matrix OtHher Non-Fibrous Material	10% 75% 15%	None Detected	
	Asbestos Present: No		Total % Non-Asbestos:	100.0%	**Total %Asbestos:**	**No Asbestos Detected**
2142679-044	Bldg F					
R0114-22B	Roofing (core) built up - Layered Felt/Tar, Black, Non-homogeneous	LAYER 1 100%	Fibrous Glass Bituminous Matrix	15% 85%	None Detected	
	Asbestos Present: No		Total % Non-Asbestos:	100.0%	**Total %Asbestos:**	**No Asbestos Detected**
2142679-045	Bldg F					
R0114-22C	Roofing (core) built up - Felt, Black, Non-homogeneous	LAYER 1 100%	Cellulose Fiber Bituminous Matrix	75% 25%	None Detected	
	Asbestos Present: No		Total % Non-Asbestos:	100.0%	**Total %Asbestos:**	**No Asbestos Detected**

ENVIRONMENTAL LABORATORIES LLC

1508 East 33rd Street
Signal Hill, CA 90755
Toll: 888-207-2022
Tel: 562-206-2770
Fax: 562-206-2773

Alta Environmental
3777 Long Beach Blvd.
Long Beach CA 90807
Attn.: Jim Byers

Report Number 2142679

Project Number SMSD-20-9850
Project Name Cabrillo Demo
Location Cabrillo E.S. Malibu
PO Number
WO Number

Date Received 01/15/2021
Date Analyzed 01/15/2021
Date Reported 01/15/2021

Date Sampled 01/14/2021
Sampled By Randy Flores
Total Samples 95

Method of Analysis 40 CFR Part 763 Appendix E to Subpart E, EPA Method 600/M4-82-020; updated method 600 R-93/116 Determination of Asbestos in Bulk Building Materials.

Test Report

Laboratory ID / Sample No.	Sample Location / Description	Layer No. / Layer %	Non-Asbestos Components	(%)	Asbestos Type	(%)
2142679-046	Bldg F					
R0114-22D	Roofing (core) built up - Insulation, Brown, Non-homogeneous	LAYER 1 100%	Wood Fiber	100%	None Detected	
	Asbestos Present: No		Total % Non-Asbestos:	100.0%	**Total %Asbestos:**	**No Asbestos Detected**
2142679-047	Bldg F					
R0114-23A	Roofing (core) built up - Capsheet, White/Black, Non-homogeneous	LAYER 1 100%	Fibrous Glass Bituminous Matrix Other Non-Fibrous Material	10% 70% 20%	None Detected	
	Asbestos Present: No		Total % Non-Asbestos:	100.0%	**Total %Asbestos:**	**No Asbestos Detected**
2142679-048	Bldg F					
R0114-23B	Roofing (core) built up - Layered Felt/Tar, Black, Non-homogeneous	LAYER 1 100%	Fibrous Glass Bituminous Matrix/Filler	15% 85%	None Detected	
	Asbestos Present: No		Total % Non-Asbestos:	100.0%	**Total %Asbestos:**	**No Asbestos Detected**
2142679-049	Bldg F					
R0114-23C	Roofing (core) built up - Felt, Black, Non-homogeneous	LAYER 1 100%	Cellulose Fiber Bituminous Matrix	75% 25%	None Detected	
	Asbestos Present: No		Total % Non-Asbestos:	100.0%	**Total %Asbestos:**	**No Asbestos Detected**
2142679-050	Bldg F					
R0114-23D	Roofing (core) built up - Insulation, Brown, Non-homogeneous	LAYER 1 100%	Wood Fiber	100%	None Detected	
	Asbestos Present: No		Total % Non-Asbestos:	100.0%	**Total %Asbestos:**	**No Asbestos Detected**
2142679-051	Bldg F					
R0114-24A	Roofing (core) built up - Capsheet, White/Black, Non-homogeneous	LAYER 1 100%	Fibrous Glass Bituminous Matrix OtHher Non-Fibrous Material	10% 75% 15%	None Detected	
	Asbestos Present: No		Total % Non-Asbestos:	100.0%	**Total %Asbestos:**	**No Asbestos Detected**

ENVIRONMENTAL LABORATORIES LLC

1508 East 33rd Street
Signal Hill, CA 90755
Toll: 888-207-2022
Tel: 562-206-2770
Fax: 562-206-2773

Alta Environmental
3777 Long Beach Blvd.
Long Beach CA 90807
Attn.: Jim Byers

Report Number 2142679

Project Number SMSD-20-9850
Project Name Cabrillo Demo
Location Cabrillo E.S. Malibu
PO Number
WO Number

Date Received 01/15/2021
Date Analyzed 01/15/2021
Date Reported 01/15/2021

Date Sampled 01/14/2021
Sampled By Randy Flores
Total Samples 95

Method of Analysis 40 CFR Part 763 Appendix E to Subpart E, EPA Method 600/M4-82-020; updated method 600 R-93/116 Determination of Asbestos in Bulk Building Materials.

Test Report

Laboratory ID / Sample No.	Sample Location / Description	Layer No. / Layer %	Non-Asbestos Components	(%)	Asbestos Type	(%)
2142679-052	Bldg F					
R0114-24B	Roofing (core) built up - Layered Felt/Tar, Black, Non-homogeneous	LAYER 1 100%	Fibrous Glass	15%	None Detected	
			Bituminous Matrix	85%		
	Asbestos Present: No		Total % Non-Asbestos:	100.0%	**Total %Asbestos:**	**No Asbestos Detected**
2142679-053	Bldg F					
R0114-24C	Roofing (core) built up - Felt, Black, Homogeneous	LAYER 1 100%	Cellulose Fiber	75%	None Detected	
			Bituminous Matrix	25%		
	Asbestos Present: No		Total % Non-Asbestos:	100.0%	**Total %Asbestos:**	**No Asbestos Detected**
2142679-054	Bldg F					
R0114-24D	Roofing (core) built up - Insulation, Brown, Homogeneous	LAYER 1 100%	Wood Fiber	100%	None Detected	
	Asbestos Present: No		Total % Non-Asbestos:	100.0%	**Total %Asbestos:**	**No Asbestos Detected**
2142679-055	Bldg F					
R0114-25	Roof Mastic, Black, Homogeneous	LAYER 1 100%	Cellulose Fiber	10%	None Detected	
			Bituminous Matrix/Filler	90%		
	Asbestos Present: No		Total % Non-Asbestos:	100.0%	**Total %Asbestos:**	**No Asbestos Detected**
2142679-056	Bldg F					
R0114-26	Roof Mastic, Black/White, Homogeneous	LAYER 1 100%	Cellulose Fiber	10%	None Detected	
			Fibrous Glass	2%		
			Bituminous Matrix/Filler	68%		
			Other Non-Fibrous Material	20%		
	Asbestos Present: No		Total % Non-Asbestos:	100.0%	**Total %Asbestos:**	**No Asbestos Detected**
2142679-057	Bldg F					
R0114-27	Roof Mastic, Black/White, Homogeneous	LAYER 1 100%			None Detected	
			Bituminous Matrix	75%		
			Other Non-Fibrous Material	25%		
	Asbestos Present: No		Total % Non-Asbestos:	100.0%	**Total %Asbestos:**	**No Asbestos Detected**

ENVIRONMENTAL LABORATORIES LLC

1508 East 33rd Street
Signal Hill, CA 90755
Toll: 888-207-2022
Tel: 562-206-2770
Fax: 562-206-2773

Alta Environmental
3777 Long Beach Blvd.
Long Beach CA 90807
Attn.: Jim Byers

Report Number 2142679

Project Number SMSD-20-9850
Project Name Cabrillo Demo
Location Cabrillo E.S. Malibu
PO Number
WO Number

Date Received 01/15/2021
Date Analyzed 01/15/2021
Date Reported 01/15/2021

Date Sampled 01/14/2021
Sampled By Randy Flores
Total Samples 95

Method of Analysis 40 CFR Part 763 Appendix E to Subpart E, EPA Method 600/M4-82-020; updated method 600 R-93/116 Determination of Asbestos in Bulk Building Materials.

Test Report

Laboratory ID / Sample No.	Sample Location / Description	Layer No. / Layer %	Non-Asbestos Components	(%)	Asbestos Type	(%)
2142679-058	Bldg D					
R0114-28A	Kick sheet (core) - Capsheet, Black, Homogeneous	LAYER 1 100%	Fibrous Glass Bituminous Matrix	10% 90%	None Detected	
	Asbestos Present: No		Total % Non-Asbestos:	100.0%	**Total %Asbestos:**	**No Asbestos Detected**
2142679-059	Bldg D					
R0114-28B	Kick sheet (core) - Layered Felt/Tar, Black, Homogeneous	LAYER 1 100%	Fibrous Glass Bituminous Matrix	15% 85%	None Detected	
	Asbestos Present: No		Total % Non-Asbestos:	100.0%	**Total %Asbestos:**	**No Asbestos Detected**
2142679-060	Bldg D					
R0114-28C	Kick sheet (core) - Felt, Black, Homogeneous	LAYER 1 100%	Synthetic Fiber Fibrous Glass Bituminous Matrix	15% 5% 80%	None Detected	
	Asbestos Present: No		Total % Non-Asbestos:	100.0%	**Total %Asbestos:**	**No Asbestos Detected**
2142679-061	Bldg D					
R0114-28D	Kick sheet (core) - Roofing Paper, Brown, Homogeneous	LAYER 1 100%	Cellulose Fiber Binder/Filler	95% 5%	None Detected	
	Asbestos Present: No		Total % Non-Asbestos:	100.0%	**Total %Asbestos:**	**No Asbestos Detected**
2142679-062	Bldg D					
R0114-29A	Kick sheet (core) - Capsheet, Black, Homogeneous	LAYER 1 100%	Fibrous Glass Bituminous Matrix	10% 90%	None Detected	
	Asbestos Present: No		Total % Non-Asbestos:	100.0%	**Total %Asbestos:**	**No Asbestos Detected**
2142679-063	Bldg D					
R0114-29B	Kick sheet (core) - Layered Felt/Tar, Black, Homogeneous	LAYER 1 100%	Fibrous Glass Bituminous Matrix	10% 90%	None Detected	
	Asbestos Present: No		Total % Non-Asbestos:	100.0%	**Total %Asbestos:**	**No Asbestos Detected**

ENVIRONMENTAL LABORATORIES LLC

1508 East 33rd Street
Signal Hill, CA 90755
Toll: 888-207-2022
Tel: 562-206-2770
Fax: 562-206-2773

Alta Environmental
3777 Long Beach Blvd.
Long Beach CA 90807
Attn.: Jim Byers

Report Number 2142679

Project Number SMSD-20-9850
Project Name Cabrillo Demo
Location Cabrillo E.S. Malibu
PO Number
WO Number

Date Received 01/15/2021
Date Analyzed 01/15/2021
Date Reported 01/15/2021

Date Sampled 01/14/2021
Sampled By Randy Flores
Total Samples 95

Method of Analysis 40 CFR Part 763 Appendix E to Subpart E, EPA Method 600/M4-82-020; updated method 600 R-93/116 Determination of Asbestos in Bulk Building Materials.

Test Report

Laboratory ID / Sample No.	Sample Location / Description	Layer No. / Layer %	Non-Asbestos Components	(%)	Asbestos Type	(%)
2142679-064	Bldg D					
R0114-29C	Kick sheet (core) - Felt, Black, Homogeneous	LAYER 1 100%	Synthetic Fiber Fibrous Glass Bituminous Matrix	15% 5% 80%	None Detected	
	Asbestos Present: No		Total % Non-Asbestos:	100.0%	**Total %Asbestos:**	**No Asbestos Detected**
2142679-065	Bldg D					
R0114-29D	Kick sheet (core) - Roofing Paper, Brown, Homogeneous	LAYER 1 100%	Cellulose Fiber Binder/Filler	95% 5%	None Detected	
	Asbestos Present: No		Total % Non-Asbestos:	100.0%	**Total %Asbestos:**	**No Asbestos Detected**
2142679-066	Bldg D					
R0114-30A	Kick sheet (core) - Capsheet, Black, Homogeneous	LAYER 1 100%	Fibrous Glass Bituminous Matrix	10% 90%	None Detected	
	Asbestos Present: No		Total % Non-Asbestos:	100.0%	**Total %Asbestos:**	**No Asbestos Detected**
2142679-067	Bldg D					
R0114-30B	Kick sheet (core) - Layered Felt/Tar, Black, Homogeneous	LAYER 1 100%	Fibrous Glass Bituminous Matrix	10% 90%	None Detected	
	Asbestos Present: No		Total % Non-Asbestos:	100.0%	**Total %Asbestos:**	**No Asbestos Detected**
2142679-068	Bldg D					
R0114-30C	Kick sheet (core) - Felt, Black, Homogeneous	LAYER 1 100%	Synthetic Fiber Fibrous Glass Bituminous Matrix	15% 5% 80%	None Detected	
	Asbestos Present: No		Total % Non-Asbestos:	100.0%	**Total %Asbestos:**	**No Asbestos Detected**
2142679-069	Bldg D					
R0114-30D	Kick sheet (core) - Roofing Paper, Brown, Homogeneous	LAYER 1 100%	Cellulose Fiber Binder/Filler	95% 5%	None Detected	
	Asbestos Present: No		Total % Non-Asbestos:	100.0%	**Total %Asbestos:**	**No Asbestos Detected**

ENVIRONMENTAL LABORATORIES LLC

1508 East 33rd Street
Signal Hill, CA 90755
Toll: 888-207-2022
Tel: 562-206-2770
Fax: 562-206-2773

Alta Environmental
3777 Long Beach Blvd.
Long Beach CA 90807
Attn.: Jim Byers

Report Number 2142679

Project Number SMSD-20-9850
Project Name Cabrillo Demo
Location Cabrillo E.S. Malibu
PO Number
WO Number

Date Received 01/15/2021
Date Analyzed 01/15/2021
Date Reported 01/15/2021

Date Sampled 01/14/2021
Sampled By Randy Flores
Total Samples 95

Method of Analysis 40 CFR Part 763 Appendix E to Subpart E, EPA Method 600/M4-82-020; updated method 600 R-93/116 Determination of Asbestos in Bulk Building Materials.

Test Report

Laboratory ID / Sample No.	Sample Location / Description	Layer No. / Layer %	Non-Asbestos Components	(%)	Asbestos Type	(%)
2142679-070	Bldg D					
R0114-31	Roof Mastic, White/Black, Non-homogeneous	LAYER 1 100%	Cellulose Fiber Bituminous Matrix/Filler Other Non-Fibrous Material	15% 60% 25%	None Detected	
	Asbestos Present: No		Total % Non-Asbestos:	100.0%	**Total %Asbestos:**	**No Asbestos Detected**
2142679-071	Bldg D					
R0114-32	Roof Mastic, White/Black, Non-homogeneous	LAYER 1 100%	Cellulose Fiber Bituminous Matrix/Filler Other Non-Fibrous Material	15% 35% 50%	None Detected	
	Asbestos Present: No		Total % Non-Asbestos:	100.0%	**Total %Asbestos:**	**No Asbestos Detected**
2142679-072	Bldg D					
R0114-33	Roof Mastic, White/Black, Non-homogeneous	LAYER 1 100%	Cellulose Fiber Bituminous Matrix/Filler Other Non-Fibrous Material	15% 60% 25%	None Detected	
	Asbestos Present: No		Total % Non-Asbestos:	100.0%	**Total %Asbestos:**	**No Asbestos Detected**
2142679-073	Bldg C					
R0114-34A	Kick sheet (core) - Capsheet, Black, Non-homogeneous	LAYER 1 100%	Fibrous Glass Bituminous Matrix	10% 90%	None Detected	
	Asbestos Present: No		Total % Non-Asbestos:	100.0%	**Total %Asbestos:**	**No Asbestos Detected**
2142679-074	Bldg C					
R0114-34B	Kick sheet (core) - Layered Felt/Tar, Black, Non-homogeneous	LAYER 1 100%	Fibrous Glass Bituminous Matrix	15% 85%	None Detected	
	Asbestos Present: No		Total % Non-Asbestos:	100.0%	**Total %Asbestos:**	**No Asbestos Detected**
2142679-075	Bldg C					
R0114-34C	Kick sheet (core) - Felt, Black, Non-homogeneous	LAYER 1 100%	Synthetic Fiber Fibrous Glass Bituminous Matrix	15% 5% 80%	None Detected	
	Asbestos Present: No		Total % Non-Asbestos:	100.0%	**Total %Asbestos:**	**No Asbestos Detected**

ENVIRONMENTAL LABORATORIES LLC

1508 East 33rd Street
Signal Hill, CA 90755
Toll: 888-207-2022
Tel: 562-206-2770
Fax: 562-206-2773

Alta Environmental
3777 Long Beach Blvd.
Long Beach CA 90807
Attn.: Jim Byers

Report Number 2142679

Project Number SMSD-20-9850
Project Name Cabrillo Demo
Location Cabrillo E.S. Malibu
PO Number
WO Number

Date Received 01/15/2021
Date Analyzed 01/15/2021
Date Reported 01/15/2021

Date Sampled 01/14/2021
Sampled By Randy Flores
Total Samples 95

Method of Analysis 40 CFR Part 763 Appendix E to Subpart E, EPA Method 600/M4-82-020; updated method 600 R-93/116 Determination of Asbestos in Bulk Building Materials.

Test Report

Laboratory ID / Sample No.	Sample Location / Description	Layer No. / Layer %	Non-Asbestos Components	(%)	Asbestos Type	(%)
2142679-076	Bldg C					
R0114-34D	Kick sheet (core) - Roofing Paper, Brown, Non-homogeneous	LAYER 1 100%	Cellulose Fiber Binder/Filler	95% 5%	None Detected	
	Asbestos Present: No		Total % Non-Asbestos:	100.0%	**Total %Asbestos:**	**No Asbestos Detected**
2142679-077	Bldg C					
R0114-35A	Kick sheet (core) - Capsheet, Black, Non-homogeneous	LAYER 1 100%	Fibrous Glass Bituminous Matrix	10% 90%	None Detected	
	Asbestos Present: No		Total % Non-Asbestos:	100.0%	**Total %Asbestos:**	**No Asbestos Detected**
2142679-078	Bldg C					
R0114-35B	Kick sheet (core) - Layered Felt/Tar, Black, Non-homogeneous	LAYER 1 100%	Fibrous Glass Bituminous Matrix	15% 85%	None Detected	
	Asbestos Present: No		Total % Non-Asbestos:	100.0%	**Total %Asbestos:**	**No Asbestos Detected**
2142679-079	Bldg C					
R0114-35C	Kick sheet (core) - Felt, Black, Non-homogeneous	LAYER 1 100%	Synthetic Fiber Fibrous Glass Bituminous Matrix/Filler	15% 5% 80%	None Detected	
	Asbestos Present: No		Total % Non-Asbestos:	100.0%	**Total %Asbestos:**	**No Asbestos Detected**
2142679-080	Bldg C					
R0114-36A	Kick sheet (core) - Capsheet, Black, Non-homogeneous	LAYER 1 100%	Fibrous Glass Bituminous Matrix	10% 90%	None Detected	
	Asbestos Present: No		Total % Non-Asbestos:	100.0%	**Total %Asbestos:**	**No Asbestos Detected**
2142679-081	Bldg C					
R0114-36B	Kick sheet (core) - Layered Felt/Tar, Black, Non-homogeneous	LAYER 1 100%	Fibrous Glass BiTnder/Filler	15% 85%	None Detected	
	Asbestos Present: No		Total % Non-Asbestos:	100.0%	**Total %Asbestos:**	**No Asbestos Detected**

ENVIRONMENTAL LABORATORIES LLC

1508 East 33rd Street
Signal Hill, CA 90755
Toll: 888-207-2022
Tel: 562-206-2770
Fax: 562-206-2773

Alta Environmental
3777 Long Beach Blvd.
Long Beach CA 90807
Attn.: Jim Byers

Report Number 2142679

Project Number SMSD-20-9850
Project Name Cabrillo Demo
Location Cabrillo E.S. Malibu
PO Number
WO Number

Date Received 01/15/2021
Date Analyzed 01/15/2021
Date Reported 01/15/2021

Date Sampled 01/14/2021
Sampled By Randy Flores
Total Samples 95

Method of Analysis 40 CFR Part 763 Appendix E to Subpart E, EPA Method 600/M4-82-020; updated method 600 R-93/116 Determination of Asbestos in Bulk Building Materials.

Test Report

Laboratory ID / Sample No.	Sample Location Description	Layer No. / Layer %	Non-Asbestos Components	(%)	Asbestos Type	(%)
2142679-082	Bldg C					
R0114-36C	Kick sheet (core) - Felt, Black, Homogeneous	LAYER 1 100%	Synthetic Fiber Fibrous Glass Bituminous Matrix/Filler	15% 5% 80%	None Detected	
	Asbestos Present: No		Total % Non-Asbestos:	100.0%	**Total %Asbestos:**	**No Asbestos Detected**
2142679-083	Bldg C					
R0114-36D	Kick sheet (core) - Roofing Paper, Brown, Non-homogeneous	LAYER 1 100%	Cellulose Fiber Binder/Filler	95% 5%	None Detected	
	Asbestos Present: No		Total % Non-Asbestos:	100.0%	**Total %Asbestos:**	**No Asbestos Detected**
2142679-084	Bldg C					
R0114-37	Roof Mastic, White/Black/Gray, Non-homogeneous	LAYER 1 100%	Cellulose Fiber Bituminous Matrix/Filler Other Non-Fibrous Material	15% 35% 50%	None Detected	
	Asbestos Present: No		Total % Non-Asbestos:	100.0%	**Total %Asbestos:**	**No Asbestos Detected**
2142679-085	Bldg C					
R0114-38	Roof Mastic, White/Black/Gray, Non-homogeneous	LAYER 1 100%	Cellulose Fiber Bituminous Matrix/Filler Other Non-Fibrous Material	10% 25% 65%	None Detected	
	Asbestos Present: No		Total % Non-Asbestos:	100.0%	**Total %Asbestos:**	**No Asbestos Detected**
2142679-086	Bldg C					
R0114-39	Roof Mastic, White/Black/Gray, Non-homogeneous	LAYER 1 100%	Cellulose Fiber Bituminous Matrix/Filler Other Non-Fibrous Material	10% 35% 55%	None Detected	
	Asbestos Present: No		Total % Non-Asbestos:	100.0%	**Total %Asbestos:**	**No Asbestos Detected**
2142679-087	Bldg F- Lower Roof					
R0114-40A	Kick sheet (core) - Capsheet, White/Black, Non-homogeneous	LAYER 1 100%	Fibrous Glass Bituminous Matrix/Filler Other Non-Fibrous Material	15% 60% 25%	None Detected	
	Asbestos Present: No		Total % Non-Asbestos:	100.0%	**Total %Asbestos:**	**No Asbestos Detected**

ENVIRONMENTAL LABORATORIES LLC

1508 East 33rd Street
Signal Hill, CA 90755
Toll: 888-207-2022
Tel: 562-206-2770
Fax: 562-206-2773

Alta Environmental
3777 Long Beach Blvd.
Long Beach CA 90807
Attn.: Jim Byers

Report Number 2142679

Project Number SMSD-20-9850
Project Name Cabrillo Demo
Location Cabrillo E.S. Malibu
PO Number
WO Number

Date Received 01/15/2021
Date Analyzed 01/15/2021
Date Reported 01/15/2021

Date Sampled 01/14/2021
Sampled By Randy Flores
Total Samples 95

Method of Analysis 40 CFR Part 763 Appendix E to Subpart E, EPA Method 600/M4-82-020; updated method 600 R-93/116 Determination of Asbestos in Bulk Building Materials.

Test Report

Laboratory ID / Sample No.	Sample Location / Description	Layer No. / Layer %	Non-Asbestos Components	(%)	Asbestos Type	(%)
2142679-088	Bldg F- Lower Roof					
R0114-40B	Kick sheet (core) - Composition Roofing, White/Black, Non-homogeneous	LAYER 1 100%	Fibrous Glass	10%	None Detected	
			Bituminous Matrix/Filler	60%		
			Other Non-Fibrous Material	30%		
	Asbestos Present: No		Total % Non-Asbestos:	100.0%	**Total %Asbestos:**	**No Asbestos Detected**
2142679-089	Bldg F- Lower Roof					
R0114-41A	Kick sheet (core) - Capsheet, White/Black, Non-homogeneous	LAYER 1 100%	Fibrous Glass	15%	None Detected	
			Bituminous Matrix/Filler	60%		
			Other Non-Fibrous Material	25%		
	Asbestos Present: No		Total % Non-Asbestos:	100.0%	**Total %Asbestos:**	**No Asbestos Detected**
2142679-090	Bldg F- Lower Roof					
R0114-41B	Kick sheet (core) - Layered Felt/Tar, Black, Non-homogeneous	LAYER 1 100%	Fibrous Glass	15%	None Detected	
			Bituminous Matrix/Filler	85%		
	Asbestos Present: No		Total % Non-Asbestos:	100.0%	**Total %Asbestos:**	**No Asbestos Detected**
2142679-091	Bldg F- Lower Roof					
R0114-42A	Kick sheet (core) - Capsheet, White/Black, Non-homogeneous	LAYER 1 100%	Fibrous Glass	15%	None Detected	
			Bituminous Matrix/Filler	60%		
			Other Non-Fibrous Material	25%		
	Asbestos Present: No		Total % Non-Asbestos:	100.0%	**Total %Asbestos:**	**No Asbestos Detected**
2142679-092	Bldg F- Lower Roof					
R0114-42B	Kick sheet (core) - Layered Felt/Tar, Black, Non-homogeneous	LAYER 1 100%	Fibrous Glass	15%	None Detected	
			Bituminous Matrix/Filler	85%		
	Asbestos Present: No		Total % Non-Asbestos:	100.0%	**Total %Asbestos:**	**No Asbestos Detected**
2142679-093	Bldg F- Lower Roof					
R0114-43	Roof Mastic, Black, Homogeneous	LAYER 1 100%	Cellulose Fiber	15%	None Detected	
			Bituminous Matrix/Filler	85%		
	Asbestos Present: No		Total % Non-Asbestos:	100.0%	**Total %Asbestos:**	**No Asbestos Detected**

ENVIRONMENTAL LABORATORIES LLC

1508 East 33rd Street
Signal Hill, CA 90755
Toll: 888-207-2022
Tel: 562-206-2770
Fax: 562-206-2773

Alta Environmental
3777 Long Beach Blvd.
Long Beach CA 90807
Attn.: Jim Byers

Report Number 2142679

Project Number SMSD-20-9850
Project Name Cabrillo Demo
Location Cabrillo E.S. Malibu
PO Number
WO Number

Date Received 01/15/2021
Date Analyzed 01/15/2021
Date Reported 01/15/2021

Date Sampled 01/14/2021
Sampled By Randy Flores
Total Samples 95

Method of Analysis 40 CFR Part 763 Appendix E to Subpart E, EPA Method 600/M4-82-020; updated method 600 R-93/116 Determination of Asbestos in Bulk Building Materials.

Test Report

Laboratory ID / Sample No.	Sample Location / Description	Layer No. / Layer %	Non-Asbestos Components	(%)	Asbestos Type	(%)
2142679-094	Bldg F- Lower Roof					
R0114-44	Roof Mastic, Black, Homogeneous	LAYER 1	Cellulose Fiber	15%	None Detected	
		100%	Bituminous Matrix/Filler	85%		
	Asbestos Present: No		Total % Non-Asbestos:	100.0%	**Total %Asbestos:**	**No Asbestos Detected**
2142679-095	Bldg F- Lower Roof					
R0114-45	Roof Mastic, Black, Homogeneous	LAYER 1	Cellulose Fiber	15%	None Detected	
		100%	Bituminous Matrix/Filler	85%		
	Asbestos Present: No		Total % Non-Asbestos:	100.0%	**Total %Asbestos:**	**No Asbestos Detected**

Method Detection Limit: Less than one percent (<1%). Asbestos content has been determined using calibrated visual estimation (CVES). Samples tested were received in acceptable condition unless otherwise stated. Test report relates only to items tested. Non-homogeneous samples containing discrete and separable layers are analyzed and reported separately; composite results may be reported upon customer's request. Non-homogeneous samples with inseparable layers are analyzed and reported as composite samples. Due to the limitations of Polarized Light Microscopy, samples reported as None Detected or with low asbestos concentrations may not be reliable and further analysis such as TEM is recommended to confirm PLM results. This report shall not be reproduced except in full without the written approval of this laboratory. This report may not be used by the customer to claim product certification, endorsement, or approval by NIST/NVLAP or any agency of the government. Samples shall be disposed according to local, state and federal laws, 30 days after results are reported unless otherwise instructed.

CA-ELAP #2823

Analyst - Fred Chappelear

Approved Signatory Cristina E. Tabatt

NVLAP TESTING
NVLAP Lab Code 500044-0

CHAIN OF CUSTODY

AQ ENVIRONMENTAL LABORATORIES
1508 E. 33rd Street
Signal Hill, CA 90755
562-206-2770 Tel
562-206-2773 Fax
services@AQenvlabs.com

ACL ROOFING

(Lab) Order No. 2142679

CUSTOMER INFORMATION		Turnaround Time		Shipped By		Report Send Via:	
Company	NV5	Same Day	☑	Fedex	☐	Web	☐
Address	3777 Long Beach Boulevard	1 Day	☐	UPS	☐	Email	☐
City/State/Zip	Long Beach, CA 90807	2 Day	☐	USPS	☐	Fax	☐
Contact	Jim Byers	3 Day	☐	Drop Off	☐	Verbal	☐
Office Phone	562/ 495-5777	5 Day	☐	Drop Box	☐	Mail	☐
Cell		Weekend	☐	Other	☐	Pick up	☐
Fax	562/ 495-5877	**Special Instructions:**					
Email	Jim.Byers@NV5.com						

PROJECT INFORMATION

Project Name:	CABRILLO DEM	PO Number:	
Project Number:	SM5D-20-9850	Work Order No.:	
Location:	CABRILLO E.S., MALIBU	Sampled By:	Randy Flores

PLM		PCM		MOLD		LEAD (Pb)			
PLM EPA 600/M4-82-020	☑	NIOSH 7400A	☐	Spore Trap	☐	Air	☐	TTLC	☐
PLM 400 Pt. Count (<0.25%)	☐	NIOSH 7400B	☐	Tape Lift	☐	Paint	☐		
PLM 1000 Pt. Count (<0.1%)	☐	w/ TWA	☐	Bulk Sample	☐	Wipe	☐		
						Soil	☐		

SAMPLE ID	SAMPLE TYPE	LOCATION	Date Sampled	Start Time / Stop Time	Avg Flow Rate	Volume (L)
R0114-1	Kick Sheet Roof (Core)	BLDG. A	1/14/21			
2	↓	↓	↓			
3	↓	↓	↓			
4	Roof Mastic	↓	↓			
5	↓	↓	↓			
6	↓	↓	↓			
7	Kick Sheet (Core)	BLDG B	↓			
8	↓	↓	↓			
9	↓	↓	↓			
10	Roof Mastic	↓	↓			

Relinquished By:	
Date/Time:	1/15/2021 0800
Received By:	
Date/Time:	1/15/21 0824

Lab Forms
Ver. 082411

CHAIN OF CUSTODY

1508 E. 33rd Street
Signal Hill, CA 90755
562-206-2770 Tel
562-206-2773 Fax
services@AQenvlabs.com

AQ ENVIRONMENTAL LABORATORIES

Company:	Alta Environmental
Project Number:	
Project Name:	

Analysis:

TAT:

(Lab) Order No. 2142679

SAMPLE ID	SAMPLE TYPE	LOCATION	Date Sampled	Start Time / Stop Time	Avg Flow Rate	Volume (L)
11	ROOF MASTIC	BLDG. B	1/14/21			
12	↓					
13	Roofing (core) BUILT UP	BLDG. E				
14	↓					
15	↓					
16	ROOF MASTIC					
17	↓					
18	↓					
19	HVAC TAPE w/SEALANT					
20	↓					
21	↓	↓				
22	ROOFING (core) Built up	BLDG. F				
23	↓					
24	↓					
25	ROOF MASTIC					
26	↓					
27	↓	↓				
28	KICK SHEET (CORE)	BLDG. D				
29	↓	↓				
30	↓	↓				

Relinquished By:	Received By:
Date/Time: 1/15/2021 0800	Date/Time: 1/15/21 0824

Lab Forms
Ver. 082411

CHAIN OF CUSTODY

1508 E. 33rd Street
Signal Hill, CA 90755
562-206-2770 Tel
562-206-2773 Fax
services@AQenvlabs.com

Company: Alta Environmental
Project Number:
Project Name:

Analysis:

TAT:

(Lab) Order No. 2142679

SAMPLE ID	SAMPLE TYPE	LOCATION	Date Sampled	Start Time / Stop Time	Avg Flow Rate	Volume (L)
31	ROOF MASTIC	BLDG. D	1/14/21			
32						
33						
34	KICK SHEET (CORE)	BLDG. C				
35						
36						
37	ROOF MASTIC					
38						
39						
40	KICK SHEET (CORE)	BLDG. F – LOWE ROOF				
41						
42						
43	ROOF MASTIC					
44						
45						

Relinquished By:
Date/Time: 1/15/2021

Received By:
Date/Time: 1/15/21 0824

Lab Forms
Ver. 082411

ENVIRONMENTAL LABORATORIES LLC

1508 East 33rd Street
Signal Hill, CA 90755
Toll: 888-207-2022
Tel: 562-206-2770
Fax: 562-206-2773

Alta Environmental
3777 Long Beach Blvd.
Long Beach CA 90807
Attn.: Jim Byers

Report Number 2042060

Project Number SMSD-20-9850
Project Name Juan Cabrillo Demo 2021
Location Juan Cabrillo E.S.
PO Number
WO Number

Date Received 11/13/2020
Date Analyzed 11/19/2020
Date Reported 11/19/2020

Date Sampled 11/12/2020
Sampled By Carbany B. & Randy F.
Total Samples 30

Method of Analysis 40 CFR Part 763 Appendix E to Subpart E, EPA Method 600/M4-82-020; updated method 600 R-93/116 Determination of Asbestos in Bulk Building Materials.

Test Report

Laboratory ID / Sample No.	Sample Location / Description	Layer No. / Layer %	Non-Asbestos Components	(%)	Asbestos Type	(%)
2042060-001	North Center- Roof					
C2-1	Roof Mastic, Black, Non-homogeneous	LAYER 1 100%	Bituminous Matrix/Filler	100%	None Detected	
	Asbestos Present: No		Total % Non-Asbestos:	100.0%	**Total %Asbestos:**	**No Asbestos Detected**
2042060-002	Center- Roof					
C2-2	Roof Mastic, Black, Non-homogeneous	LAYER 1 100%	Bituminous Matrix/Filler	100%	None Detected	
	Asbestos Present: No		Total % Non-Asbestos:	100.0%	**Total %Asbestos:**	**No Asbestos Detected**
2042060-003	South Center- Roof					
C2-3	Roof Mastic, Black, Non-homogeneous	LAYER 1 100%	Bituminous Matrix/Filler	100%	None Detected	
	Asbestos Present: No		Total % Non-Asbestos:	100.0%	**Total %Asbestos:**	**No Asbestos Detected**
2042060-004	South East- Roof					
C2-4	Sealant, White/Silver, Non-homogeneous	LAYER 1 100%	Adhesive Binders/Filler Other Non-Fibrous Material	90% 10%	None Detected	
	Asbestos Present: No		Total % Non-Asbestos:	100.0%	**Total %Asbestos:**	**No Asbestos Detected**
2042060-005	North West- Roof					
C2-5	Sealant, White, Non-homogeneous	LAYER 1 100%	Adhesive Binders/Filler	100%	None Detected	
	Asbestos Present: No		Total % Non-Asbestos:	100.0%	**Total %Asbestos:**	**No Asbestos Detected**
2042060-006	North East- Sky Light on Roof					
C2-6	Sealant, White, Non-homogeneous	LAYER 1 100%	Adhesive Binders/Filler	100%	None Detected	
	Asbestos Present: No		Total % Non-Asbestos:	100.0%	**Total %Asbestos:**	**No Asbestos Detected**

ENVIRONMENTAL LABORATORIES LLC

1508 East 33rd Street
Signal Hill, CA 90755
Toll: 888-207-2022
Tel: 562-206-2770
Fax: 562-206-2773

Alta Environmental
3777 Long Beach Blvd.
Long Beach CA 90807
Attn.: Jim Byers

Report Number 2042060

Project Number SMSD-20-9850
Project Name Juan Cabrillo Demo 2021
Location Juan Cabrillo E.S.
PO Number
WO Number

Date Received 11/13/2020
Date Analyzed 11/19/2020
Date Reported 11/19/2020

Date Sampled 11/12/2020
Sampled By Carbany B. & Randy F.
Total Samples 30

Method of Analysis 40 CFR Part 763 Appendix E to Subpart E, EPA Method 600/M4-82-020; updated method 600 R-93/116 Determination of Asbestos in Bulk Building Materials.

Test Report

Laboratory ID / Sample No.	Sample Location / Description	Layer No. / Layer %	Non-Asbestos Components	(%)	Asbestos Type	(%)
2042060-007	South Center					
C2-7	Wood Caulk, White, Homogeneous	LAYER 1 100%	Adhesive Binders/Filler	100%	None Detected	
	Asbestos Present: No		Total % Non-Asbestos:	100.0%	**Total %Asbestos:**	**No Asbestos Detected**
2042060-008	North Center					
C2-8	Wood Caulk, White, Homogeneous	LAYER 1 100%	Adhesive Binders/Filler	100%	None Detected	
	Asbestos Present: No		Total % Non-Asbestos:	100.0%	**Total %Asbestos:**	**No Asbestos Detected**
2042060-009	South East					
C2-9	Wood Caulk, White, Homogeneous	LAYER 1 100%	Adhesive Binders/Filler	100%	None Detected	
	Asbestos Present: No		Total % Non-Asbestos:	100.0%	**Total %Asbestos:**	**No Asbestos Detected**
2042060-010	East Center					
C2-10A	Fiber Board, Beige/Brown, Non-homogeneous	LAYER 1 100%	Wood Fiber Cellulose Fiber Binder/Filler	90% 5% 5%	None Detected	
	Asbestos Present: No		Total % Non-Asbestos:	100.0%	**Total %Asbestos:**	**No Asbestos Detected**
2042060-011	East Center					
C2-10B	Glue, Cream, Non-homogeneous	LAYER 1 100%	Adhesive Binders/Filler	100%	None Detected	
	Asbestos Present: No		Total % Non-Asbestos:	100.0%	**Total %Asbestos:**	**No Asbestos Detected**
2042060-012	East Center					
C2-10C	Drywall, White/Brown, Non-homogeneous	LAYER 1 100%	Cellulose Fiber Fibrous Glass Gypsum/Filler	20% <1 80%	None Detected	
	Asbestos Present: No		Total % Non-Asbestos:	100.0%	**Total %Asbestos:**	**No Asbestos Detected**

ENVIRONMENTAL LABORATORIES LLC

1508 East 33rd Street
Signal Hill, CA 90755
Toll: 888-207-2022
Tel: 562-206-2770
Fax: 562-206-2773

Alta Environmental
3777 Long Beach Blvd.
Long Beach CA 90807
Attn.: Jim Byers

Report Number 2042060

Project Number SMSD-20-9850
Project Name Juan Cabrillo Demo 2021
Location Juan Cabrillo E.S.
PO Number
WO Number

Date Received 11/13/2020
Date Analyzed 11/19/2020
Date Reported 11/19/2020

Date Sampled 11/12/2020
Sampled By Carbany B. & Randy F.
Total Samples 30

Method of Analysis 40 CFR Part 763 Appendix E to Subpart E, EPA Method 600/M4-82-020; updated method 600 R-93/116 Determination of Asbestos in Bulk Building Materials.

Test Report

Laboratory ID / Sample No.	Sample Location / Description	Layer No. / Layer %	Non-Asbestos Components	(%)	Asbestos Type	(%)
2042060-013	North Center					
C2-11A	Fiber Board, Beige/Brown, Non-homogeneous	LAYER 1 100%	Wood Fiber Cellulose Fiber Binder/Filler	90% 5% 5%	None Detected	
	Asbestos Present: No		Total % Non-Asbestos:	100.0%	**Total %Asbestos:**	**No Asbestos Detected**
2042060-014	North Center					
C2-11B	Glue, Cream, Non-homogeneous	LAYER 1 100%	Adhesive Binders/Filler	100%	None Detected	
	Asbestos Present: No		Total % Non-Asbestos:	100.0%	**Total %Asbestos:**	**No Asbestos Detected**
2042060-015	North Center					
C2-11C	Drywall, White/Brown, Non-homogeneous	LAYER 1 100%	Cellulose Fiber Fibrous Glass Gypsum/Filler	25% <1 75%	None Detected	
	Asbestos Present: No		Total % Non-Asbestos:	100.0%	**Total %Asbestos:**	**No Asbestos Detected**
2042060-016	West Center					
C2-12A	Fiber Board, Beige/Brown, Non-homogeneous	LAYER 1 100%	Wood Fiber Cellulose Fiber Binder/Filler	90% 5% 5%	None Detected	
	Asbestos Present: No		Total % Non-Asbestos:	100.0%	**Total %Asbestos:**	**No Asbestos Detected**
2042060-017	West Center					
C2-12B	Glue, Cream, Non-homogeneous	LAYER 1 100%	Adhesive Binders/Filler	100%	None Detected	
	Asbestos Present: No		Total % Non-Asbestos:	100.0%	**Total %Asbestos:**	**No Asbestos Detected**
2042060-018	West Center					
C2-12C	Drywall, White/Brown, Non-homogeneous	LAYER 1 100%	Cellulose Fiber Fibrous Glass Gypsum/Filler	25% <1 75%	None Detected	
	Asbestos Present: No		Total % Non-Asbestos:	100.0%	**Total %Asbestos:**	**No Asbestos Detected**

ENVIRONMENTAL LABORATORIES LLC

1508 East 33rd Street
Signal Hill, CA 90755
Toll: 888-207-2022
Tel: 562-206-2770
Fax: 562-206-2773

Alta Environmental
3777 Long Beach Blvd.
Long Beach CA 90807
Attn.: Jim Byers

Report Number 2042060

Project Number SMSD-20-9850
Project Name Juan Cabrillo Demo 2021
Location Juan Cabrillo E.S.
PO Number
WO Number

Date Received 11/13/2020
Date Analyzed 11/19/2020
Date Reported 11/19/2020

Date Sampled 11/12/2020
Sampled By Carbany B. & Randy F.
Total Samples 30

Method of Analysis 40 CFR Part 763 Appendix E to Subpart E, EPA Method 600/M4-82-020; updated method 600 R-93/116 Determination of Asbestos in Bulk Building Materials.

Test Report

Laboratory ID / Sample No.	Sample Location / Description	Layer No. / Layer %	Non-Asbestos Components	(%)	Asbestos Type	(%)
2042060-019	North Center					
C2-13	Carpet Glue, Gray/Brown, Non-homogeneous	LAYER 1 100%	Wood Fiber	75%	None Detected	
			Adhesive Binders	25%		
	Asbestos Present: No		Total % Non-Asbestos:	100.0%	**Total %Asbestos:**	**No Asbestos Detected**
2042060-020	Center					
C2-14	Carpet Glue, Gray/Brown, Non-homogeneous	LAYER 1 100%	Wood Fiber	40%	None Detected	
			Adhesive Binders	60%		
	Asbestos Present: No		Total % Non-Asbestos:	100.0%	**Total %Asbestos:**	**No Asbestos Detected**
2042060-021	South Center					
C2-15	Carpet Glue, Gray/Brown, Non-homogeneous	LAYER 1 100%	Wood	50%	None Detected	
			Adhesive Binders	50%		
	Asbestos Present: No		Total % Non-Asbestos:	100.0%	**Total %Asbestos:**	**No Asbestos Detected**
2042060-022	South Center					
C2-16	Leveling Compound, Gray, Homogeneous	LAYER 1 100%	Cellulose Fiber	5%	None Detected	
			Calcium Carbonate Binder/Filler	60% 35%		
	Asbestos Present: No		Total % Non-Asbestos:	100.0%	**Total %Asbestos:**	**No Asbestos Detected**
2042060-023	Center					
C2-17	Leveling Compound, Gray, Homogeneous	LAYER 1 100%	Cellulose Fiber	5%	None Detected	
			Synthetic Fiber	<1		
			Calcium Carbonate Binder/Filler	60% 35%		
	Asbestos Present: No		Total % Non-Asbestos:	100.0%	**Total %Asbestos:**	**No Asbestos Detected**
2042060-024	North Center					
C2-18	Leveling Compound, Gray, Homogeneous	LAYER 1 100%	Cellulose Fiber	5%	None Detected	
			Synthetic Fiber	<1		
			Calcium Carbonate Binder/Filler	60% 35%		
	Asbestos Present: No		Total % Non-Asbestos:	100.0%	**Total %Asbestos:**	**No Asbestos Detected**

ENVIRONMENTAL LABORATORIES LLC

1508 East 33rd Street
Signal Hill, CA 90755
Toll: 888-207-2022
Tel: 562-206-2770
Fax: 562-206-2773

Alta Environmental
3777 Long Beach Blvd.
Long Beach CA 90807
Attn.: Jim Byers

Report Number 2042060

Project Number SMSD-20-9850
Project Name Juan Cabrillo Demo 2021
Location Juan Cabrillo E.S.
PO Number
WO Number

Date Received 11/13/2020
Date Analyzed 11/19/2020
Date Reported 11/19/2020

Date Sampled 11/12/2020
Sampled By Carbany B. & Randy F.
Total Samples 30

Method of Analysis 40 CFR Part 763 Appendix E to Subpart E, EPA Method 600/M4-82-020; updated method 600 R-93/116 Determination of Asbestos in Bulk Building Materials.

Test Report

Laboratory ID / Sample No.	Sample Location / Description	Layer No. / Layer %	Non-Asbestos Components	(%)	Asbestos Type	(%)
2042060-025	South Wall Near Entrance					
C2-19A	4" Cove base, Gray, Homogeneous	LAYER 1			None Detected	
		100%	Calcium Carbonate	35%		
			Vinyl Binder/ Filler	65%		
	Asbestos Present: No		Total % Non-Asbestos:	100.0%	**Total %Asbestos:**	**No Asbestos Detected**
2042060-026	South Wall Near Entrance					
C2-19B	Glue, Cream, Homogeneous	LAYER 1			None Detected	
		100%	Adhesive Binders/Filler	100%		
	Asbestos Present: No		Total % Non-Asbestos:	100.0%	**Total %Asbestos:**	**No Asbestos Detected**
2042060-027	West Center Wall					
C2-20A	4" Cove base, Gray, Homogeneous	LAYER 1			None Detected	
		100%	Calcium Carbonate	35%		
			Vinyl Binder/ Filler	65%		
	Asbestos Present: No		Total % Non-Asbestos:	100.0%	**Total %Asbestos:**	**No Asbestos Detected**
2042060-028	West Center Wall					
C2-20B	Glue, Cream, Homogeneous	LAYER 1			None Detected	
		100%	Adhesive Binders/Filler	100%		
	Asbestos Present: No		Total % Non-Asbestos:	100.0%	**Total %Asbestos:**	**No Asbestos Detected**
2042060-029	North East Wall					
C2-21A	4" Cove base, Gray, Homogeneous	LAYER 1			None Detected	
		100%	Calcium Carbonate	35%		
			Vinyl Binder/ Filler	65%		
	Asbestos Present: No		Total % Non-Asbestos:	100.0%	**Total %Asbestos:**	**No Asbestos Detected**
2042060-030	North East Wall					
C2-21B	Glue, Cream, Homogeneous	LAYER 1			None Detected	
		100%	Adhesive Binders/Filler	100%		
	Asbestos Present: No		Total % Non-Asbestos:	100.0%	**Total %Asbestos:**	**No Asbestos Detected**

ENVIRONMENTAL LABORATORIES LLC

1508 East 33rd Street
Signal Hill, CA 90755
Toll: 888-207-2022
Tel: 562-206-2770
Fax: 562-206-2773

Alta Environmental
3777 Long Beach Blvd.
Long Beach CA 90807
Attn.: Jim Byers

Report Number 2042060

Project Number SMSD-20-9850
Project Name Juan Cabrillo Demo 2021
Location Juan Cabrillo E.S.
PO Number
WO Number

Date Received 11/13/2020
Date Analyzed 11/19/2020
Date Reported 11/19/2020

Date Sampled 11/12/2020
Sampled By Carbany B. & Randy F.
Total Samples 30

Method of Analysis 40 CFR Part 763 Appendix E to Subpart E, EPA Method 600/M4-82-020; updated method 600 R-93/116 Determination of Asbestos in Bulk Building Materials.

Test Report

Laboratory ID / Sample No.	Sample Location / Description	Layer No. / Layer %	Non-Asbestos Components	(%)	Asbestos Type	(%)

Method Detection Limit: Less than one percent (<1%). Asbestos content has been determined using calibrated visual estimation (CVES). Samples tested were received in acceptable condition unless otherwise stated. Test report relates only to items tested. Non-homogeneous samples containing discrete and separable layers are analyzed and reported separately; composite results may be reported upon customer's request. Non-homogeneous samples with inseparable layers are analyzed and reported as composite samples. Due to the limitations of Polarized Light Microscopy, samples reported as None Detected or with low asbestos concentrations may not be reliable and further analysis such as TEM is recommended to confirm PLM results. This report shall not be reproduced except in full without the written approval of this laboratory. This report may not be used by the customer to claim product certification, endorsement, or approval by NIST/NVLAP or any agency of the government. Samples shall be disposed according to local, state and federal laws, 30 days after results are reported unless otherwise instructed.

CA-ELAP #2823

Analyst - Fred Chappelear

Approved Signatory Cristina E. Tabatt

NVLAP TESTING
NVLAP Lab Code 500044-0

CHAIN OF CUSTODY

AQ ENVIRONMENTAL LABORATORIES
1508 E. 33rd Street
Signal Hill, CA 90755
562-206-2770 Tel
562-206-2773 Fax
services@AQenvlabs.com

(Lab) Order No. 2042060

CUSTOMER INFORMATION	
Company	Alta Environmental
Address	3777 Long Beach Boulevard
City/State/Zip	Long Beach, CA 90807
Contact	
Office Phone	562/ 495-5777
Cell	562 477 0935
Fax	562/ 495-5877
Email	Jim.Byers@NV5

Turnaround Time		Shipped By		Report Send Via:	
Same Day	☐	Fedex	☐	Web	☐
1 Day	☐	UPS	☐	Email	☑
2 Day	☐	USPS	☐	Fax	☐
3 Day	☑	Drop Off	☑	Verbal	☐
5 Day	☐	Drop Box	☐	Mail	☐
Weekend	☐	Other	☐	Pick up	☐

Special Instructions: cc: Therese.Ritorri@NV5.
David.Schack@NV5
Randolph.Flores@NV5

PROJECT INFORMATION

Project Name:	Juan Cabrillo Demo 2021	PO Number:	
Project Number:	SMSD-20-9850	Work Order No.:	
Location:	Juan Cabrillo E.S.	Sampled By:	RANDY FLORES

PLM		PCM		MOLD		LEAD (Pb)			
PLM EPA 600/M4-82-020	☑	NIOSH 7400A	☐	Spore Trap	☐	Air	☐	TTLC	☐
PLM 400 Pt. Count (<0.25%)	☐	NIOSH 7400B	☐	Tape Lift	☐	Paint	☐	STLC	☐
PLM 1000 Pt. Count (<0.1%)	☐	w/ TWA	☐	Bulk Sample	☐	Wipe	☐	TCLP	☐
						Soil	☐		

SAMPLE ID	SAMPLE TYPE	LOCATION	Date Sampled / Start Time / Stop Time	Avg Flow Rate	Volume (L)
Please see attached			11-12-20		

Relinquished By: Carbany Becerril
Date/Time: 11-12-20

Received By:
Date/Time: 11/13/20 08:00

Lab Forms
Ver. 082411

NV5
ALTA ENVIRONMENTAL

2042060

FIELD BULK SAMPLE LIST

CLIENT: SMMUSD
PROJECT NO.: SMSD-20-9850
PROJECT NAME: Juan Cabrillo

Technician: Carbany B. & Randy F.
Date: 11-12-2020
Page: 1 of 2

MATERIAL	SAMPLE #	SAMPLE LOCATION	MATERIAL LOCATION	EST. QTY.	F	D
Black Roof Mastic	C2 - 1	North Center - Roof	Down the Center of roof	46 L.F.	N	N
	2	Center - Roof				
	3	South Center - Roof				
White Sealant	4	South East - Roof	Edges, Flashing & Sky lights on roof	40 S.F.	N	N
	5	North West - Roof				
	6	North East Sky light on Roof				
L-Gray Wood Caulk	7	South center	Wood Seams, Window Seals & Door frames.	<400 L.F.	N	N
	8	North center				
	9	South East				
Fiber board w/Glue on Dry wall (core)	10	East Center	All interior walls	1100 S.F	N	N
	11	North Center				

NV5
ALTA ENVIRONMENTAL

2042060

FIELD BULK SAMPLE LIST

CLIENT: SMMUSD
PROJECT NO.: SMSD-20-9850
PROJECT NAME: Juan Cabrillo E.S.

Technician: Carbany B. & Randy F.
Date: 11-12-2020
Page: 2 of 2

MATERIAL	SAMPLE #	SAMPLE LOCATION	MATERIAL LOCATION	EST. QTY.	F	D
Fiber Board w/Glue on Dry Wall (Core)	C2-12	West Center	All interior Walls	~1100 S.F.	N	N
Carpet Glue	13	North Center	Flooring — Throughout room underneath Multi-color carpet	~900 S.F.	N	N
	14	Center				
	15	South center				
Gray-leveling Compound	16	South Center	Flooring — Throughout room Underneath Multicolor carpet	~900 S.F.	N	N
	17	Center				
	18	North Center				
4" Cove base w/Glue	19	South Wall Near Entrance	Base of perimeter walls	~160 L.F	N	N
	20	West center wall				
	21	North East Wall				

ENVIRONMENTAL LABORATORIES LLC

1508 East 33rd Street
Signal Hill, CA 90755
Toll: 888-207-2022
Tel: 562-206-2770
Fax: 562-206-2773

Alta Environmental
3777 Long Beach Blvd.
Long Beach CA 90807
Attn.: Jim Byers

Report Number 2042059

Project Number SMSD-20-9850
Project Name Juan Cabrillo Demo 2021
Location Juan Cabrillo E.S.
PO Number
WO Number

Date Received 11/13/2020
Date Analyzed 11/18/2020
Date Reported 11/19/2020

Date Sampled 11/13/2020
Sampled By Randy Flores
Total Samples 30

Method of Analysis 40 CFR Part 763 Appendix E to Subpart E, EPA Method 600/M4-82-020; updated method 600 R-93/116 Determination of Asbestos in Bulk Building Materials.

Test Report

Laboratory ID / Sample No.	Sample Location / Description	Layer No. / Layer %	Non-Asbestos Components	(%)	Asbestos Type	(%)
2042059-001	North Center - Roof					
C1-1	Roof Mastic, Black, Homogeneous	LAYER 1			None Detected	
		100%	Bituminous Matrix/Filler	100%		
	Asbestos Present: No		Total % Non-Asbestos:	100.0%	**Total %Asbestos:**	**No Asbestos Detected**
2042059-002	Center - Roof					
C1-2	Roof Mastic, Black, Homogeneous	LAYER 1			None Detected	
		100%	Bituminous Matrix/Filler	100%		
	Asbestos Present: No		Total % Non-Asbestos:	100.0%	**Total %Asbestos:**	**No Asbestos Detected**
2042059-003	South Center - Roof					
C1-3	Roof Mastic, Black, Homogeneous	LAYER 1			None Detected	
		100%	Bituminous Matrix/Filler	100%		
	Asbestos Present: No		Total % Non-Asbestos:	100.0%	**Total %Asbestos:**	**No Asbestos Detected**
2042059-004	South East - Roof					
C1-4	Sealant, White, Non-homogeneous	LAYER 1	Cellulose Fiber	5%	None Detected	
		100%	Non-Fibrous Material	95%		
	Asbestos Present: No		Total % Non-Asbestos:	100.0%	**Total %Asbestos:**	**No Asbestos Detected**
2042059-005	North West - Roof					
C1-5	Sealant, White, Non-homogeneous	LAYER 1	Cellulose Fiber	5%	None Detected	
		100%	Non-Fibrous Material	95%		
	Asbestos Present: No		Total % Non-Asbestos:	100.0%	**Total %Asbestos:**	**No Asbestos Detected**
2042059-006	North East Skylight on Roof					
C1-6	Sealant, White, Non-homogeneous	LAYER 1	Cellulose Fiber	5%	None Detected	
		100%	Non-Fibrous Material	95%		
	Asbestos Present: No		Total % Non-Asbestos:	100.0%	**Total %Asbestos:**	**No Asbestos Detected**

ENVIRONMENTAL LABORATORIES LLC

1508 East 33rd Street
Signal Hill, CA 90755
Toll: 888-207-2022
Tel: 562-206-2770
Fax: 562-206-2773

Alta Environmental
3777 Long Beach Blvd.
Long Beach CA 90807
Attn.: Jim Byers

Report Number 2042059

Project Number SMSD-20-9850
Project Name Juan Cabrillo Demo 2021
Location Juan Cabrillo E.S.
PO Number
WO Number

Date Received 11/13/2020
Date Analyzed 11/18/2020
Date Reported 11/19/2020

Date Sampled 11/13/2020
Sampled By Randy Flores
Total Samples 30

Method of Analysis 40 CFR Part 763 Appendix E to Subpart E, EPA Method 600/M4-82-020; updated method 600 R-93/116 Determination of Asbestos in Bulk Building Materials.

Test Report

Laboratory ID / Sample No.	Sample Location / Description	Layer No. / Layer %	Non-Asbestos Components	(%)	Asbestos Type	(%)
2042059-007	South Center					
C1-7	Wood Caulk, White, Homogeneous	LAYER 1 100%	Adhesive Binders/Filler	100%	None Detected	
	Asbestos Present: No		Total % Non-Asbestos:	100.0%	**Total %Asbestos:**	**No Asbestos Detected**
2042059-008	North Center					
C1-8	Wood Caulk, White, Homogeneous	LAYER 1 100%	Adhesive Binders/Filler	100%	None Detected	
	Asbestos Present: No		Total % Non-Asbestos:	100.0%	**Total %Asbestos:**	**No Asbestos Detected**
2042059-009	South East					
C1-9	Wood Caulk, White, Homogeneous	LAYER 1 100%	Adhesive Binders/Filler	100%	None Detected	
	Asbestos Present: No		Total % Non-Asbestos:	100.0%	**Total %Asbestos:**	**No Asbestos Detected**
2042059-010	East Center					
C1-10A	Fiber Board, White/Brown, Non-homogeneous	LAYER 1 100%	Wood Fiber Cellulose Fiber Other Non-Fibrous Material	92% 3% 5%	None Detected	
	Asbestos Present: No		Total % Non-Asbestos:	100.0%	**Total %Asbestos:**	**No Asbestos Detected**
2042059-011	East Center					
C1-10B	Glue, White, Non-homogeneous	LAYER 1 100%	Adhesive Binders/Filler	100%	None Detected	
	Asbestos Present: No		Total % Non-Asbestos:	100.0%	**Total %Asbestos:**	**No Asbestos Detected**
2042059-012	East Center					
C1-10C	Drywall, White/Brown, Non-homogeneous	LAYER 1 100%	Cellulose Fiber Fibrous Glass Gypsum/Filler	15% <1 85%	None Detected	
	Asbestos Present: No		Total % Non-Asbestos:	100.0%	**Total %Asbestos:**	**No Asbestos Detected**

ENVIRONMENTAL LABORATORIES LLC

1508 East 33rd Street
Signal Hill, CA 90755
Toll: 888-207-2022
Tel: 562-206-2770
Fax: 562-206-2773

Alta Environmental
3777 Long Beach Blvd.
Long Beach CA 90807
Attn.: Jim Byers

Report Number 2042059

Project Number SMSD-20-9850
Project Name Juan Cabrillo Demo 2021
Location Juan Cabrillo E.S.
PO Number
WO Number

Date Received 11/13/2020
Date Analyzed 11/18/2020
Date Reported 11/19/2020

Date Sampled 11/13/2020
Sampled By Randy Flores
Total Samples 30

Method of Analysis 40 CFR Part 763 Appendix E to Subpart E, EPA Method 600/M4-82-020; updated method 600 R-93/116 Determination of Asbestos in Bulk Building Materials.

Test Report

Laboratory ID / Sample No.	Sample Location / Description	Layer No. / Layer %	Non-Asbestos Components	(%)	Asbestos Type	(%)
2042059-013	North Center					
C1-11A	Fiber Board, White/Brown, Non-homogeneous	LAYER 1 100%	Wood Fiber Cellulose Fiber Other Non-Fibrous Material	92% 3% 5%	None Detected	
	Asbestos Present: No		Total % Non-Asbestos:	100.0%	**Total %Asbestos:**	**No Asbestos Detected**
2042059-014	North Center					
C1-11B	Glue, White, Non-homogeneous	LAYER 1 100%	Adhesive Binders/Filler	100%	None Detected	
	Asbestos Present: No		Total % Non-Asbestos:	100.0%	**Total %Asbestos:**	**No Asbestos Detected**
2042059-015	North Center					
C1-11C	Drywall, White/Brown, Non-homogeneous	LAYER 1 100%	Cellulose Fiber Fibrous Glass Gypsum/Filler	20% <1 80%	None Detected	
	Asbestos Present: No		Total % Non-Asbestos:	100.0%	**Total %Asbestos:**	**No Asbestos Detected**
2042059-016	West Center					
C1-12A	Fiber Board, White/Brown, Non-homogeneous	LAYER 1 100%	Wood Fiber Cellulose Fiber Other Non-Fibrous Material	92% 3% 5%	None Detected	
	Asbestos Present: No		Total % Non-Asbestos:	100.0%	**Total %Asbestos:**	**No Asbestos Detected**
2042059-017	West Center					
C1-12B	Glue, White, Homogeneous	LAYER 1 100%	Adhesive Binders/Filler	100%	None Detected	
	Asbestos Present: No		Total % Non-Asbestos:	100.0%	**Total %Asbestos:**	**No Asbestos Detected**
2042059-018	West Center					
C1-12C	Drywall, White/Brown, Non-homogeneous	LAYER 1 100%	Cellulose Fiber Fibrous Glass Gypsum/Filler	20% <1 80%	None Detected	
	Asbestos Present: No		Total % Non-Asbestos:	100.0%	**Total %Asbestos:**	**No Asbestos Detected**

ENVIRONMENTAL LABORATORIES LLC

1508 East 33rd Street
Signal Hill, CA 90755
Toll: 888-207-2022
Tel: 562-206-2770
Fax: 562-206-2773

Alta Environmental
3777 Long Beach Blvd.
Long Beach CA 90807
Attn.: Jim Byers

Report Number 2042059

Project Number SMSD-20-9850
Project Name Juan Cabrillo Demo 2021
Location Juan Cabrillo E.S.
PO Number
WO Number

Date Received 11/13/2020
Date Analyzed 11/18/2020
Date Reported 11/19/2020

Date Sampled 11/13/2020
Sampled By Randy Flores
Total Samples 30

Method of Analysis 40 CFR Part 763 Appendix E to Subpart E, EPA Method 600/M4-82-020; updated method 600 R-93/116 Determination of Asbestos in Bulk Building Materials.

Test Report

Laboratory ID / Sample No.	Sample Location / Description	Layer No. / Layer %	Non-Asbestos Components	(%)	Asbestos Type	(%)
2042059-019	North Center					
C1-13	Carpet Glue, Brown, Non-homogeneous	LAYER 1 100%	Wood Fiber	80%	None Detected	
			Synthetic Fiber	<1		
			Adhesive Binders	20%		
	Asbestos Present: No		Total % Non-Asbestos:	100.0%	**Total %Asbestos:**	**No Asbestos Detected**
2042059-020	Center					
C1-14	Carpet Glue, Brown/Gray, Non-homogeneous	LAYER 1 100%	Wood Fiber	65%	None Detected	
			Synthetic Fiber	5%		
			Adhesive Binders	15%		
			Other Non-Fibrous Material	15%		
	Asbestos Present: No		Total % Non-Asbestos:	100.0%	**Total %Asbestos:**	**No Asbestos Detected**
2042059-021	South Center					
C1-15	Carpet Glue, Brown/Gray, Non-homogeneous	LAYER 1 100%	Wood Fiber	45%	None Detected	
			Synthetic Fiber	<1		
			Adhesive Binders	25%		
			Other Non-Fibrous Material	30%		
	Asbestos Present: No		Total % Non-Asbestos:	100.0%	**Total %Asbestos:**	**No Asbestos Detected**
2042059-022	South Center					
C1-16	Leveling Compound, Gray, Non-homogeneous	LAYER 1 100%	Cellulose Fiber	5%	None Detected	
			Calcium Carbonate	65%		
			Binder/Filler	30%		
	Asbestos Present: No		Total % Non-Asbestos:	100.0%	**Total %Asbestos:**	**No Asbestos Detected**
2042059-023	Center					
C1-17	Leveling Compound, Gray, Non-homogeneous	LAYER 1 100%	Cellulose Fiber	5%	None Detected	
			Calcium Carbonate	65%		
			Binder/Filler	30%		
	Asbestos Present: No		Total % Non-Asbestos:	100.0%	**Total %Asbestos:**	**No Asbestos Detected**

ENVIRONMENTAL LABORATORIES LLC

1508 East 33rd Street
Signal Hill, CA 90755
Toll: 888-207-2022
Tel: 562-206-2770
Fax: 562-206-2773

Alta Environmental
3777 Long Beach Blvd.
Long Beach CA 90807
Attn.: Jim Byers

Report Number 2042059

Project Number SMSD-20-9850
Project Name Juan Cabrillo Demo 2021
Location Juan Cabrillo E.S.
PO Number
WO Number

Date Received 11/13/2020
Date Analyzed 11/18/2020
Date Reported 11/19/2020

Date Sampled 11/13/2020
Sampled By Randy Flores
Total Samples 30

Method of Analysis 40 CFR Part 763 Appendix E to Subpart E, EPA Method 600/M4-82-020; updated method 600 R-93/116 Determination of Asbestos in Bulk Building Materials.

Test Report

Laboratory ID / Sample No.	Sample Location / Description	Layer No. / Layer %	Non-Asbestos Components	(%)	Asbestos Type	(%)
2042059-024	North Center					
C1-18	Leveling Compound, Gray, Non-homogeneous	LAYER 1	Cellulose Fiber	5%	None Detected	
		100%	Calcium Carbonate	65%		
			Binder/Filler	30%		
	Asbestos Present: No		Total % Non-Asbestos:	100.0%	**Total %Asbestos:**	**No Asbestos Detected**
2042059-025	South Wall near Entrance					
C1-19A	4" Covebase, Gray, Homogeneous	LAYER 1			None Detected	
		100%	Calcium Carbonate	35%		
			Vinyl Binder/Filler	65%		
	Asbestos Present: No		Total % Non-Asbestos:	100.0%	**Total %Asbestos:**	**No Asbestos Detected**
2042059-026	South Wall near Entrance					
C1-19B	Glue, Cream, Homogeneous	LAYER 1			None Detected	
		100%	Adhesive Binders/Filler	100%		
	Asbestos Present: No		Total % Non-Asbestos:	100.0%	**Total %Asbestos:**	**No Asbestos Detected**
2042059-027	West Center Wall					
C1-20A	4" Covebase, Gray, Homogeneous	LAYER 1			None Detected	
		100%	Calcium Carbonate	35%		
			Vinyl Binder/Filler	65%		
	Asbestos Present: No		Total % Non-Asbestos:	100.0%	**Total %Asbestos:**	**No Asbestos Detected**
2042059-028	West Center Wall					
C1-20B	Glue, Cream, Homogeneous	LAYER 1			None Detected	
		100%	Adhesive Binders/Filler	100%		
	Asbestos Present: No		Total % Non-Asbestos:	100.0%	**Total %Asbestos:**	**No Asbestos Detected**
2042059-029	North East Wall					
C1-21A	4" Covebase, Gray, Homogeneous	LAYER 1			None Detected	
		100%	Calcium Carbonate	35%		
			Vinyl Binder/Filler	65%		
	Asbestos Present: No		Total % Non-Asbestos:	100.0%	**Total %Asbestos:**	**No Asbestos Detected**

ENVIRONMENTAL LABORATORIES LLC

1508 East 33rd Street
Signal Hill, CA 90755
Toll: 888-207-2022
Tel: 562-206-2770
Fax: 562-206-2773

Alta Environmental
3777 Long Beach Blvd.
Long Beach CA 90807
Attn.: Jim Byers

Report Number 2042059

Project Number SMSD-20-9850
Project Name Juan Cabrillo Demo 2021
Location Juan Cabrillo E.S.
PO Number
WO Number

Date Received 11/13/2020
Date Analyzed 11/18/2020
Date Reported 11/19/2020

Date Sampled 11/13/2020
Sampled By Randy Flores
Total Samples 30

Method of Analysis 40 CFR Part 763 Appendix E to Subpart E, EPA Method 600/M4-82-020; updated method 600 R-93/116 Determination of Asbestos in Bulk Building Materials.

Test Report

Laboratory ID / Sample No.	Sample Location / Description	Layer No. / Layer %	Non-Asbestos Components	(%)	Asbestos Type	(%)
2042059-030	North East Wall					
C1-21B	Glue, Cream, Non-homogeneous	LAYER 1			None Detected	
		100%	Adhesive Binders/Filler	100%		

Asbestos Present: No Total % Non-Asbestos: 100.0% **Total %Asbestos:** **No Asbestos Detected**

Method Detection Limit: Less than one percent (<1%). Asbestos content has been determined using calibrated visual estimation (CVES). Samples tested were received in acceptable condition unless otherwise stated. Test report relates only to items tested. Non-homogeneous samples containing discrete and separable layers are analyzed and reported separately; composite results may be reported upon customer's request. Non-homogeneous samples with inseparable layers are analyzed and reported as composite samples. Due to the limitations of Polarized Light Microscopy, samples reported as None Detected or with low asbestos concentrations may not be reliable and further analysis such as TEM is recommended to confirm PLM results. This report shall not be reproduced except in full without the written approval of this laboratory. This report may not be used by the customer to claim product certification, endorsement, or approval by NIST/NVLAP or any agency of the government. Samples shall be disposed according to local, state and federal laws, 30 days after results are reported unless otherwise instructed.

CA-ELAP #2823

Analyst - Fred Chappelear

Approved Signatory Cristina E. Tabatt

NVLAP TESTING
NVLAP Lab Code 500044-0

CHAIN OF CUSTODY

AQ ENVIRONMENTAL LABORATORIES
1508 E. 33rd Street
Signal Hill, CA 90755
562-206-2770 Tel
562-206-2773 Fax
services@AQenvlabs.com

(Lab) Order No. 2042059

CUSTOMER INFORMATION	
Company	Alta Environmental
Address	3777 Long Beach Boulevard
City/State/Zip	Long Beach, CA 90807
Contact	
Office Phone	562/ 495-5777
Cell	562 477 0935
Fax	562/ 495-5877
Email	Jim.Byers@NV5

Turnaround Time		Shipped By		Report Send Via:	
Same Day	☐	Fedex	☐	Web	☐
1 Day	☐	UPS	☐	Email	☑
2 Day	☐	USPS	☐	Fax	☐
3 Day	☑	Drop Off	☑	Verbal	☐
5 Day	☐	Drop Box	☐	Mail	☐
Weekend	☐	Other	☐	Pick up	☐

Special Instructions: cc: Therese.Ritorri@NV5.
David.Schack@NV5
Randolph.Flores@NV5

PROJECT INFORMATION

Project Name:	Juan Cabrillo Demo 2021	PO Number:	
Project Number:	SMSD-20-9850	Work Order No.:	
Location:	Juan Cabrillo E.S.	Sampled By:	RANDY FLORES

PLM		PCM		MOLD		LEAD (Pb)			
PLM EPA 600/M4-82-020	☑	NIOSH 7400A	☐	Spore Trap	☐	Air	☐	TTLC	☐
PLM 400 Pt. Count (<0.25%)	☐	NIOSH 7400B	☐	Tape Lift	☐	Paint	☐	STLC	☐
PLM 1000 Pt. Count (<0.1%)	☐	w/ TWA	☐	Bulk Sample	☐	Wipe	☐	TCLP	☐
						Soil	☐		

SAMPLE ID	SAMPLE TYPE	LOCATION	Date Sampled	Start Time / Stop Time	Avg Flow Rate	Volume (L)
Please see attached			11-12-20			

Relinquished By: Carbany Bacerril	Received By:
Date/Time: 11-12-20	Date/Time: 11/13/20 08:00

Lab Forms
Ver. 082411

2042059

NV5
ALTA ENVIRONMENTAL

FIELD BULK SAMPLE LIST

CLIENT: SMMUSD
PROJECT NO.: SMSD-20-9850
PROJECT NAME: Juan Cabrillo

Technician: Carbany B. + Randy F.
Date: 11-12-2020
Page: 1 of 2

MATERIAL	SAMPLE #	SAMPLE LOCATION	MATERIAL LOCATION	EST. QTY.	F	D
Black Roof Mastic	C1 - 1	North Center - Roof	Down the Center of roof	~46 L.F.	N	N
"	2	Center - Roof	"	"	"	"
"	3	South Center - Roof	"	"	"	"
White Sealant	4	South East - Roof	Edges, Flashing & Sky lights on roof	~40 S.F.	N	N
"	5	North West - Roof	"	"	"	"
"	6	North East Sky light on Roof	"	"	"	"
L-Gray Wood Caulk	7	South center	Wood Seams, Window Seals & Door frames.	<400 L.F.	N	N
"	8	North center	"	"	"	"
"	9	South East	"	"	"	"
Fiber board w/Glue on Dry wall (core)	10	East Center	All interior walls	~1100 S.F	N	N
"	11	North Center	"	"	"	"

2042059

NV5
ALTA ENVIRONMENTAL

FIELD BULK SAMPLE LIST

CLIENT: SMMUSD
PROJECT NO.: SMSD-20-9850
PROJECT NAME: Juan Cabrillo E.S.

Technician: Carbany B. + Randy F.
Date: 11-12-2020
Page: 2 of 2

MATERIAL	SAMPLE #	SAMPLE LOCATION	MATERIAL LOCATION	EST. QTY.	F	D
Fiber Board w/Glue on Dry Wall (Core)	CA-12	West Center	All interior Walls	~1100 S.F.	N	N
Carpet Glue	13	North Center	Flooring - Throughout room underneath Multi-Color Carpet	~900 S.F.	N	N
	14	Center				
	15	South center				
Gray-leveling Compound	16	South Center	Flooring - Throughout room Underneath Multicolor carpet	~900 S.F.	Y	N
	17	Center				
	18	North Center				
4" Cove base w/Glue	19	South Wall Near Entrance	Base of perimeter walls	~160 L.F	N	N
	20	West center wall				
	21	North East Wall				

ENVIRONMENTAL LABORATORIES LLC

1508 East 33rd Street
Signal Hill, CA 90755
Toll: 888-207-2022
Tel: 562-206-2770
Fax: 562-206-2773

Alta Environmental
3777 Long Beach Blvd.
Long Beach CA 90807
Attn.: Jim Byers

Report Number 2042063

Project Number SMSD-20-9850
Project Name Juan Cabrillo Demo 2021
Location Juan Cabrillo E.S.
PO Number
WO Number

Date Received 11/13/2020
Date Analyzed 11/19/2020
Date Reported 11/19/2020

Date Sampled 11/05/2020
Sampled By Randy Flores
Total Samples 30

Method of Analysis 40 CFR Part 763 Appendix E to Subpart E, EPA Method 600/M4-82-020; updated method 600 R-93/116 Determination of Asbestos in Bulk Building Materials.

Test Report

Laboratory ID / Sample No.	Sample Location / Description	Layer No. / Layer %	Non-Asbestos Components	(%)	Asbestos Type	(%)
2042063-001	North Center Roof					
C5-1	Roof Mastic, Black, Homogeneous	LAYER 1			None Detected	
		100%	Bituminous Matrix/Filler	100%		
	Asbestos Present: No		Total % Non-Asbestos:	100.0%	**Total %Asbestos:**	**No Asbestos Detected**
2042063-002	Center Roof					
C5-2	Roof Mastic, Black, Homogeneous	LAYER 1			None Detected	
		100%	Bituminous Matrix/Filler	100%		
	Asbestos Present: No		Total % Non-Asbestos:	100.0%	**Total %Asbestos:**	**No Asbestos Detected**
2042063-003	South Center Roof					
C5-3	Roof Mastic, Black, Homogeneous	LAYER 1			None Detected	
		100%	Bituminous Matrix/Filler	100%		
	Asbestos Present: No		Total % Non-Asbestos:	100.0%	**Total %Asbestos:**	**No Asbestos Detected**
2042063-004	South East Roof					
C5-4	Sealant on Roof, Silver/White, Non-homogeneous	LAYER 1			None Detected	
		100%	Adhesive Binders/Filler	85%		
			Other Non-Fibrous Material	15%		
	Asbestos Present: No		Total % Non-Asbestos:	100.0%	**Total %Asbestos:**	**No Asbestos Detected**
2042063-005	North West Roof					
C5-5	Sealant on Roof, Silver/White, Non-homogeneous	LAYER 1			None Detected	
		100%	Adhesive Binders/Filler	85%		
			Other Non-Fibrous Material	15%		
	Asbestos Present: No		Total % Non-Asbestos:	100.0%	**Total %Asbestos:**	**No Asbestos Detected**
2042063-006	North East Skylight on Roof					
C5-6	Sealant on Roof, Silver/White, Non-homogeneous	LAYER 1			None Detected	
		100%	Adhesive Binders/Filler	85%		
			Other Non-Fibrous Material	15%		
	Asbestos Present: No		Total % Non-Asbestos:	100.0%	**Total %Asbestos:**	**No Asbestos Detected**

ENVIRONMENTAL LABORATORIES LLC

1508 East 33rd Street
Signal Hill, CA 90755
Toll: 888-207-2022
Tel: 562-206-2770
Fax: 562-206-2773

Alta Environmental
3777 Long Beach Blvd.
Long Beach CA 90807
Attn.: Jim Byers

Report Number 2042063

Project Number SMSD-20-9850
Project Name Juan Cabrillo Demo 2021
Location Juan Cabrillo E.S.
PO Number
WO Number

Date Received 11/13/2020
Date Analyzed 11/19/2020
Date Reported 11/19/2020

Date Sampled 11/05/2020
Sampled By Randy Flores
Total Samples 30

Method of Analysis 40 CFR Part 763 Appendix E to Subpart E, EPA Method 600/M4-82-020; updated method 600 R-93/116 Determination of Asbestos in Bulk Building Materials.

Test Report

Laboratory ID / Sample No.	Sample Location / Description	Layer No. / Layer %	Non-Asbestos Components	(%)	Asbestos Type	(%)
2042063-007	South Center					
C5-7	Wood Caulk, White, Non-homogeneous	LAYER 1 100%	Adhesive Binders/Filler	100%	None Detected	
	Asbestos Present: No		Total % Non-Asbestos:	100.0%	**Total %Asbestos:**	**No Asbestos Detected**
2042063-008	North Center					
C5-8	Wood Caulk, White, Non-homogeneous	LAYER 1 100%	Adhesive Binders/Filler	100%	None Detected	
	Asbestos Present: No		Total % Non-Asbestos:	100.0%	**Total %Asbestos:**	**No Asbestos Detected**
2042063-009	South East					
C5-9	Wood Caulk, White, Non-homogeneous	LAYER 1 100%	Adhesive Binders/Filler	100%	None Detected	
	Asbestos Present: No		Total % Non-Asbestos:	100.0%	**Total %Asbestos:**	**No Asbestos Detected**
2042063-010	East Center					
C5-10A	Fiber Board, Beige/Brown, Non-homogeneous	LAYER 1 100%	Wood Fiber Cellulose Fiber Binder/Filler	90% 5% 5%	None Detected	
	Asbestos Present: No		Total % Non-Asbestos:	100.0%	**Total %Asbestos:**	**No Asbestos Detected**
2042063-011	East Center					
C5-10B	Glue, Cream, Non-homogeneous	LAYER 1 100%	Adhesive Binders/Filler	100%	None Detected	
	Asbestos Present: No		Total % Non-Asbestos:	100.0%	**Total %Asbestos:**	**No Asbestos Detected**
2042063-012	East Center					
C5-10C	Drywall, White/Brown, Non-homogeneous	LAYER 1 100%	Cellulose Fiber Fibrous Glass Gypsum/Filler	40% <1 60%	None Detected	
	Asbestos Present: No		Total % Non-Asbestos:	100.0%	**Total %Asbestos:**	**No Asbestos Detected**

ENVIRONMENTAL LABORATORIES LLC

1508 East 33rd Street
Signal Hill, CA 90755
Toll: 888-207-2022
Tel: 562-206-2770
Fax: 562-206-2773

Alta Environmental
3777 Long Beach Blvd.
Long Beach CA 90807
Attn.: Jim Byers

Report Number 2042063

Project Number SMSD-20-9850
Project Name Juan Cabrillo Demo 2021
Location Juan Cabrillo E.S.
PO Number
WO Number

Date Received 11/13/2020
Date Analyzed 11/19/2020
Date Reported 11/19/2020

Date Sampled 11/05/2020
Sampled By Randy Flores
Total Samples 30

Method of Analysis 40 CFR Part 763 Appendix E to Subpart E, EPA Method 600/M4-82-020; updated method 600 R-93/116 Determination of Asbestos in Bulk Building Materials.

Test Report

Laboratory ID / Sample No.	Sample Location / Description	Layer No. / Layer %	Non-Asbestos Components	(%)	Asbestos Type	(%)
2042063-013	North Center					
C5-11A	Fiber Board, Beige/Brown, Non-homogeneous	LAYER 1 100%	Wood Fiber Cellulose Fiber Binder/Filler	90% 5% 5%	None Detected	
	Asbestos Present: No		Total % Non-Asbestos:	100.0%	**Total %Asbestos:**	**No Asbestos Detected**
2042063-014	North Center					
C5-11B	Glue, Cream, Non-homogeneous	LAYER 1 100%	Adhesive Binders/Filler	100%	None Detected	
	Asbestos Present: No		Total % Non-Asbestos:	100.0%	**Total %Asbestos:**	**No Asbestos Detected**
2042063-015	North Center					
C5-11C	Drywall, White/Brown, Non-homogeneous	LAYER 1 100%	Cellulose Fiber Fibrous Glass Gypsum/Filler	20% <1 80%	None Detected	
	Asbestos Present: No		Total % Non-Asbestos:	100.0%	**Total %Asbestos:**	**No Asbestos Detected**
2042063-016	West Center					
C5-12A	Fiber Board, Beige/Brown, Non-homogeneous	LAYER 1 100%	Wood Fiber Cellulose Fiber Binder/Filler	90% 5% 5%	None Detected	
	Asbestos Present: No		Total % Non-Asbestos:	100.0%	**Total %Asbestos:**	**No Asbestos Detected**
2042063-017	West Center					
C5-12B	Glue, No Glue Present	LAYER 1 100%				
2042063-018	West Center					
C5-12C	Drywall, White/Brown, Non-homogeneous	LAYER 1 100%	Cellulose Fiber Fibrous Glass Gypsum/Filler	25% <1 75%	None Detected	
	Asbestos Present: No		Total % Non-Asbestos:	100.0%	**Total %Asbestos:**	**No Asbestos Detected**

ENVIRONMENTAL LABORATORIES LLC

1508 East 33rd Street
Signal Hill, CA 90755
Toll: 888-207-2022
Tel: 562-206-2770
Fax: 562-206-2773

Alta Environmental
3777 Long Beach Blvd.
Long Beach CA 90807
Attn.: Jim Byers

Report Number 2042063

Project Number SMSD-20-9850
Project Name Juan Cabrillo Demo 2021
Location Juan Cabrillo E.S.
PO Number
WO Number

Date Received 11/13/2020
Date Analyzed 11/19/2020
Date Reported 11/19/2020

Date Sampled 11/05/2020
Sampled By Randy Flores
Total Samples 30

Method of Analysis 40 CFR Part 763 Appendix E to Subpart E, EPA Method 600/M4-82-020; updated method 600 R-93/116 Determination of Asbestos in Bulk Building Materials.

Test Report

Laboratory ID / Sample No.	Sample Location / Description	Layer No. / Layer %	Non-Asbestos Components	(%)	Asbestos Type	(%)
2042063-019	North Center					
C5-13	Carpet Glue, Gray, Non-homogeneous	LAYER 1 100%	Cellulose Fiber	<1%	None Detected	
			Adhesive Binders/Filler	100%		
	Asbestos Present: No		Total % Non-Asbestos:	100.0%	**Total %Asbestos:**	**No Asbestos Detected**
2042063-020	Center					
C5-14	Carpet Glue, Gray, Non-homogeneous	LAYER 1 100%	Cellulose Fiber	<1%	None Detected	
			Synthetic Fiber	<1		
			Adhesive Binders/Filler	100%		
	Asbestos Present: No		Total % Non-Asbestos:	100.0%	**Total %Asbestos:**	**No Asbestos Detected**
2042063-021	South Center					
C5-15	Carpet Glue, Gray, Non-homogeneous	LAYER 1 100%	Synthetic Fiber	2%	None Detected	
			Cellulose Fiber	<1		
			Adhesive Binders/Filler	98%		
	Asbestos Present: No		Total % Non-Asbestos:	100.0%	**Total %Asbestos:**	**No Asbestos Detected**
2042063-022	South Center					
C5-16	Leveling Compound, Gray, Non-homogeneous	LAYER 1 100%	Cellulose Fiber	5%	None Detected	
			Calcium Carbonate	60%		
			Binder/Filler	35%		
	Asbestos Present: No		Total % Non-Asbestos:	100.0%	**Total %Asbestos:**	**No Asbestos Detected**
2042063-023	Center					
C5-17	Leveling Compound, Gray, Non-homogeneous	LAYER 1 100%	Cellulose Fiber	5%	None Detected	
			Calcium Carbonate	60%		
			Binder/Filler	35%		
	Asbestos Present: No		Total % Non-Asbestos:	100.0%	**Total %Asbestos:**	**No Asbestos Detected**
2042063-024	North Center					
C5-18	Leveling Compound, Gray, Non-homogeneous	LAYER 1 100%	Cellulose Fiber	5%	None Detected	
			Calcium Carbonate	60%		
			Binder/Filler	35%		
	Asbestos Present: No		Total % Non-Asbestos:	100.0%	**Total %Asbestos:**	**No Asbestos Detected**

ENVIRONMENTAL LABORATORIES LLC

1508 East 33rd Street
Signal Hill, CA 90755
Toll: 888-207-2022
Tel: 562-206-2770
Fax: 562-206-2773

Alta Environmental
3777 Long Beach Blvd.
Long Beach CA 90807
Attn.: Jim Byers

Report Number 2042063

Project Number SMSD-20-9850
Project Name Juan Cabrillo Demo 2021
Location Juan Cabrillo E.S.
PO Number
WO Number

Date Received 11/13/2020
Date Analyzed 11/19/2020
Date Reported 11/19/2020

Date Sampled 11/05/2020
Sampled By Randy Flores
Total Samples 30

Method of Analysis 40 CFR Part 763 Appendix E to Subpart E, EPA Method 600/M4-82-020; updated method 600 R-93/116 Determination of Asbestos in Bulk Building Materials.

Test Report

Laboratory ID / Sample No.	Sample Location / Description	Layer No. / Layer %	Non-Asbestos Components	(%)	Asbestos Type	(%)
2042063-025	South Wall near Entrance					
C5-19A	4" Covebase, Gray, Homogeneous	LAYER 1			None Detected	
		100%	Calcium Carbonate	35%		
			Vinyl Binder/ Filler	65%		
	Asbestos Present: No		Total % Non-Asbestos:	100.0%	**Total %Asbestos:**	**No Asbestos Detected**
2042063-026	South Wall near Entrance					
C5-19B	Glue, Cream, Homogeneous	LAYER 1			None Detected	
		100%	Adhesive Binders/Filler	100%		
	Asbestos Present: No		Total % Non-Asbestos:	100.0%	**Total %Asbestos:**	**No Asbestos Detected**
2042063-027	West Center Wall					
C5-20A	4" Covebase, Gray, Homogeneous	LAYER 1			None Detected	
		100%	Calcium Carbonate	35%		
			Vinyl Binder/ Filler	65%		
	Asbestos Present: No		Total % Non-Asbestos:	100.0%	**Total %Asbestos:**	**No Asbestos Detected**
2042063-028	West Center Wall					
C5-20B	Glue, Cream, Homogeneous	LAYER 1			None Detected	
		100%	Adhesive Binders/Filler	100%		
	Asbestos Present: No		Total % Non-Asbestos:	100.0%	**Total %Asbestos:**	**No Asbestos Detected**
2042063-029	North East Wall					
C5-21A	4" Covebase, Gray, Homogeneous	LAYER 1			None Detected	
		100%	Calcium Carbonate	35%		
			Vinyl Binder/ Filler	65%		
	Asbestos Present: No		Total % Non-Asbestos:	100.0%	**Total %Asbestos:**	**No Asbestos Detected**
2042063-030	North East Wall					
C5-21B	Glue, Cream, Homogeneous	LAYER 1			None Detected	
		100%	Adhesive Binders/Filler	100%		
	Asbestos Present: No		Total % Non-Asbestos:	100.0%	**Total %Asbestos:**	**No Asbestos Detected**

AQ ENVIRONMENTAL LABORATORIES LLC

1508 East 33rd Street
Signal Hill, CA 90755
Toll: 888-207-2022
Tel: 562-206-2770
Fax: 562-206-2773

Alta Environmental
3777 Long Beach Blvd.
Long Beach CA 90807
Attn.: Jim Byers

Report Number 2042063

Project Number SMSD-20-9850
Project Name Juan Cabrillo Demo 2021
Location Juan Cabrillo E.S.
PO Number
WO Number

Date Received 11/13/2020
Date Analyzed 11/19/2020
Date Reported 11/19/2020

Date Sampled 11/05/2020
Sampled By Randy Flores
Total Samples 30

Method of Analysis 40 CFR Part 763 Appendix E to Subpart E, EPA Method 600/M4-82-020; updated method 600 R-93/116 Determination of Asbestos in Bulk Building Materials.

Test Report

Laboratory ID / Sample No.	Sample Location / Description	Layer No. / Layer %	Non-Asbestos Components	(%)	Asbestos Type	(%)

Method Detection Limit: Less than one percent (<1%). Asbestos content has been determined using calibrated visual estimation (CVES). Samples tested were received in acceptable condition unless otherwise stated. Test report relates only to items tested. Non-homogeneous samples containing discrete and separable layers are analyzed and reported separately; composite results may be reported upon customer's request. Non-homogeneous samples with inseparable layers are analyzed and reported as composite samples. Due to the limitations of Polarized Light Microscopy, samples reported as None Detected or with low asbestos concentrations may not be reliable and further analysis such as TEM is recommended to confirm PLM results. This report shall not be reproduced except in full without the written approval of this laboratory. This report may not be used by the customer to claim product certification, endorsement, or approval by NIST/NVLAP or any agency of the government. Samples shall be disposed according to local, state and federal laws, 30 days after results are reported unless otherwise instructed.

CA-ELAP #2823

Analyst - Fred Chappelear

Approved Signatory Cristina E. Tabatt

NVLAP TESTING
NVLAP Lab Code 500044-0

CHAIN OF CUSTODY

AQ ENVIRONMENTAL LABORATORIES
1508 E. 33rd Street
Signal Hill, CA 90755
562-206-2770 Tel
562-206-2773 Fax
services@AQenvlabs.com

(Lab) Order No. 2042063

CUSTOMER INFORMATION	
Company	Alta Environmental
Address	3777 Long Beach Boulevard
City/State/Zip	Long Beach, CA 90807
Contact	
Office Phone	562/ 495-5777
Cell	562 477 0935
Fax	562/ 495-5877
Email	Jim.Byers@NV5

Turnaround Time		Shipped By		Report Send Via:	
Same Day	☐	Fedex	☐	Web	☐
1 Day	☐	UPS	☐	Email	☑
2 Day	☐	USPS	☐	Fax	☐
3 Day	☑	Drop Off	☑	Verbal	☐
5 Day	☐	Drop Box	☐	Mail	☐
Weekend	☐	Other	☐	Pick up	☐

Special Instructions: cc: Therese.Ritarri@NV5.
David.Schack@NV5
Randolph.Flores@NV5

PROJECT INFORMATION

Project Name:	Juan Cabrillo Demo 2021	PO Number:	
Project Number:	SMSD-20-9850	Work Order No.:	
Location:	Juan Cabrillo E.S.	Sampled By:	RANDY FLORES

PLM		PCM		MOLD		LEAD (Pb)			
PLM EPA 600/M4-82-020	☑	NIOSH 7400A	☐	Spore Trap	☐	Air	☐	TTLC	☐
PLM 400 Pt. Count (<0.25%)	☐	NIOSH 7400B	☐	Tape Lift	☐	Paint	☐	STLC	☐
PLM 1000 Pt. Count (<0.1%)	☐	w/ TWA	☐	Bulk Sample	☐	Wipe	☐	TCLP	☐
						Soil	☐		

SAMPLE ID	SAMPLE TYPE	LOCATION	Date Sampled / Stop Time	Start Time	Avg Flow Rate	Volume (L)
Please see attached			11/5/20			

Relinquished By: Randy Flores
Date/Time: 11-12-2020 1700

Received By:
Date/Time: 11/13/20 08:00

Lab Forms
Ver. 082411

2042063

NV5
ALTA ENVIRONMENTAL

Bldg: Relocatable C5

FIELD BULK SAMPLE LIST

CLIENT: SMMUSD
PROJECT NO.: Juan Cabrillo Dr.
PROJECT NAME: SMSD-20-9850

Technician: Randy F.
Date: 11-5-20
Page: 1 of 2

MATERIAL	SAMPLE #	SAMPLE LOCATION	MATERIAL LOCATION	EST. QTY.	F	D
BLACK ROOF MASTIC	C5-1	NORTH CENTER ROOF	Down the Center of Roof	~461 L.F.	N	N
	2	Center Roof				
	3	South Center Roof				
WHITE SEALANT ON ROOF	4	South East Roof	Edges, flashing & Sky lights on Roof	40 S.F.	N	N
	5	North West Roof				
	6	North East Sky light on Roof				
L. Gray Wood Caulk	7	South Center	Wood Edges or Seams, window seals & Door frames	~<400 L.F.	N	N
	8	North Center				
	9	South East				
Fiber Board w/ Glue on Rig Wall (core)	10	East Center	ALL INTERIOR WALLS	~1100 S.F.	N	N
	11	NORTH Center				

2042063

NV5
ALTA ENVIRONMENTAL

FIELD BULK SAMPLE LIST

CLIENT: Santa Monica Malibu
PROJECT NO.: SMSD-20-9850
PROJECT NAME: Juan Cabrillo E.S.

Technician: Randy F.
Date: 11-5-20
Page: 2 of 2

MATERIAL	SAMPLE #	SAMPLE LOCATION	MATERIAL LOCATION	EST. QTY.	F	D
(CORE) 4 FIBER BOARD W/ GLUE ON DRY WALL	C5-12	WEST CENTER	ALL INTERIOR WALLS	1100 S.F.	N	N
Carpet Glue	13	North Center	Throughout Room, Floor. Under Multi-Color carpet	900 S.F.	N	N
	14	center				
	15	South Center				
Gray-Leveling Compound	16	South Center	Throughout Room Floor Under Multi Color Carpet	900 S.F.	X	N
	17	Center				
	18	North Center				
4" cove base w/ Glue	19	South Wall Near Entrance	Base of perimeter walls	160 L.F.	N	N
	20	west center wall				
	21	North East wall				

ENVIRONMENTAL LABORATORIES LLC

1508 East 33rd Street
Signal Hill, CA 90755
Toll: 888-207-2022
Tel: 562-206-2770
Fax: 562-206-2773

Alta Environmental
3777 Long Beach Blvd.
Long Beach CA 90807
Attn.: Jim Byers

Report Number 2042062

Project Number SMSD-20-9850
Project Name Juan Cabrillo Demo 2021
Location Juan Cabrillo E.S.
PO Number
WO Number

Date Received 11/13/2020
Date Analyzed 11/19/2020
Date Reported 11/19/2020

Date Sampled 11/06/2020
Sampled By Randy Flores
Total Samples 30

Method of Analysis 40 CFR Part 763 Appendix E to Subpart E, EPA Method 600/M4-82-020; updated method 600 R-93/116 Determination of Asbestos in Bulk Building Materials.

Test Report

Laboratory ID / Sample No.	Sample Location / Description	Layer No. / Layer %	Non-Asbestos Components	(%)	Asbestos Type	(%)
2042062-001	North Center- Roof					
C4-1	Roof Mastic, Black, Homogeneous	LAYER 1			None Detected	
		100%	Bituminous Matrix/Filler	100%		
	Asbestos Present: No		Total % Non-Asbestos:	100.0%	**Total %Asbestos:**	**No Asbestos Detected**
2042062-002	Center- Roof					
C4-2	Roof Mastic, Black, Homogeneous	LAYER 1			None Detected	
		100%	Bituminous Matrix/Filler	100%		
	Asbestos Present: No		Total % Non-Asbestos:	100.0%	**Total %Asbestos:**	**No Asbestos Detected**
2042062-003	South Center- Roof					
C4-3	Roof Mastic, Black, Homogeneous	LAYER 1			None Detected	
		100%	Bituminous Matrix/Filler	100%		
	Asbestos Present: No		Total % Non-Asbestos:	100.0%	**Total %Asbestos:**	**No Asbestos Detected**
2042062-004	South East- Roof					
C4-4	Sealant, White, Homogeneous	LAYER 1	Cellulose Fiber	5%	None Detected	
		100%	Adhesive Binders/Filler	95%		
	Asbestos Present: No		Total % Non-Asbestos:	100.0%	**Total %Asbestos:**	**No Asbestos Detected**
2042062-005	North West- Roof					
C4-5	Sealant, White, Homogeneous	LAYER 1	Cellulose Fiber	5%	None Detected	
		100%	Adhesive Binders/Filler	95%		
	Asbestos Present: No		Total % Non-Asbestos:	100.0%	**Total %Asbestos:**	**No Asbestos Detected**
2042062-006	North East- Roof					
C4-6	Sealant, White, Homogeneous	LAYER 1	Cellulose Fiber	5%	None Detected	
		100%	Adhesive Binders/Filler	95%		
	Asbestos Present: No		Total % Non-Asbestos:	100.0%	**Total %Asbestos:**	**No Asbestos Detected**

ENVIRONMENTAL LABORATORIES LLC

1508 East 33rd Street
Signal Hill, CA 90755
Toll: 888-207-2022
Tel: 562-206-2770
Fax: 562-206-2773

Alta Environmental
3777 Long Beach Blvd.
Long Beach CA 90807
Attn.: Jim Byers

Report Number 2042062

Project Number SMSD-20-9850
Project Name Juan Cabrillo Demo 2021
Location Juan Cabrillo E.S.
PO Number
WO Number

Date Received 11/13/2020
Date Analyzed 11/19/2020
Date Reported 11/19/2020

Date Sampled 11/06/2020
Sampled By Randy Flores
Total Samples 30

Method of Analysis 40 CFR Part 763 Appendix E to Subpart E, EPA Method 600/M4-82-020; updated method 600 R-93/116 Determination of Asbestos in Bulk Building Materials.

Test Report

Laboratory ID / Sample No.	Sample Location / Description	Layer No. / Layer %	Non-Asbestos Components	(%)	Asbestos Type	(%)
2042062-007	North East- Sky Light on Roof					
C4-7	Wood Caulk, White, Homogeneous	LAYER 1 100%	Non-Fibrous Material	100%	None Detected	
	Asbestos Present: No		Total % Non-Asbestos:	100.0%	**Total %Asbestos:**	**No Asbestos Detected**
2042062-008	North Center					
C4-8	Wood Caulk, White, Homogeneous	LAYER 1 100%	Non-Fibrous Material	100%	None Detected	
	Asbestos Present: No		Total % Non-Asbestos:	100.0%	**Total %Asbestos:**	**No Asbestos Detected**
2042062-009	South East					
C4-9	Wood Caulk, White, Homogeneous	LAYER 1 100%	Non-Fibrous Material	100%	None Detected	
	Asbestos Present: No		Total % Non-Asbestos:	100.0%	**Total %Asbestos:**	**No Asbestos Detected**
2042062-010	East Center					
C4-10A	Fiber Board, Beige/Brown, Non-homogeneous	LAYER 1 100%	Wood Fiber Cellulose Fiber Binder/Filler	90% 5% 5%	None Detected	
	Asbestos Present: No		Total % Non-Asbestos:	100.0%	**Total %Asbestos:**	**No Asbestos Detected**
2042062-011	East Center					
C4-10B	Glue, Cream, Homogeneous	LAYER 1 100%	Adhesive Binders/Filler	100%	None Detected	
	Asbestos Present: No		Total % Non-Asbestos:	100.0%	**Total %Asbestos:**	**No Asbestos Detected**
2042062-012	East Center					
C4-10C	Drywall, White/Brown, Non-homogeneous	LAYER 1 100%	Cellulose Fiber Fibrous Glass Gypsum/Filler	10% <1 90%	None Detected	
	Asbestos Present: No		Total % Non-Asbestos:	100.0%	**Total %Asbestos:**	**No Asbestos Detected**

ENVIRONMENTAL LABORATORIES LLC

1508 East 33rd Street
Signal Hill, CA 90755
Toll: 888-207-2022
Tel: 562-206-2770
Fax: 562-206-2773

Alta Environmental
3777 Long Beach Blvd.
Long Beach CA 90807
Attn.: Jim Byers

Report Number 2042062

Project Number SMSD-20-9850
Project Name Juan Cabrillo Demo 2021
Location Juan Cabrillo E.S.
PO Number
WO Number

Date Received 11/13/2020
Date Analyzed 11/19/2020
Date Reported 11/19/2020

Date Sampled 11/06/2020
Sampled By Randy Flores
Total Samples 30

Method of Analysis 40 CFR Part 763 Appendix E to Subpart E, EPA Method 600/M4-82-020; updated method 600 R-93/116 Determination of Asbestos in Bulk Building Materials.

Test Report

Laboratory ID / Sample No.	Sample Location / Description	Layer No. / Layer %	Non-Asbestos Components	(%)	Asbestos Type	(%)
2042062-013	North Center					
C4-11A	Fiber Board, Beige/Brown, Non-homogeneous	LAYER 1 100%	Wood Fiber Cellulose Fiber Binder/Filler	90% 5% 5%	None Detected	
	Asbestos Present: No		Total % Non-Asbestos:	100.0%	**Total %Asbestos:**	**No Asbestos Detected**
2042062-014	North Center					
C4-11B	Glue, Note: No Glue Present	LAYER 1 100%				
2042062-015	North Center					
C4-11C	Drywall, White/Brown, Non-homogeneous	LAYER 1 100%	Cellulose Fiber Fibrous Glass Gypsum/Filler	20% <1 80%	None Detected	
	Asbestos Present: No		Total % Non-Asbestos:	100.0%	**Total %Asbestos:**	**No Asbestos Detected**
2042062-016	West Center					
C4-12A	Fiber Board, Beige/Brown, Non-homogeneous	LAYER 1 100%	Wood Fiber Cellulose Fiber Binder/Filler	90% 5% 5%	None Detected	
	Asbestos Present: No		Total % Non-Asbestos:	100.0%	**Total %Asbestos:**	**No Asbestos Detected**
2042062-017	West Center					
C4-12B	Glue, Cream	LAYER 1 100%	Adhesive Binders/Filler	100%	None Detected	
	Asbestos Present: No		Total % Non-Asbestos:	100.0%	**Total %Asbestos:**	**No Asbestos Detected**
2042062-018	West Center					
C4-12C	Drywall, White/Brown, Non-homogeneous	LAYER 1 100%	Cellulose Fiber Fibrous Glass Gypsum/Filler	15% <1 85%	None Detected	
	Asbestos Present: No		Total % Non-Asbestos:	100.0%	**Total %Asbestos:**	**No Asbestos Detected**

ENVIRONMENTAL LABORATORIES LLC

1508 East 33rd Street
Signal Hill, CA 90755
Toll: 888-207-2022
Tel: 562-206-2770
Fax: 562-206-2773

Alta Environmental
3777 Long Beach Blvd.
Long Beach CA 90807
Attn.: Jim Byers

Report Number 2042062

Project Number SMSD-20-9850
Project Name Juan Cabrillo Demo 2021
Location Juan Cabrillo E.S.
PO Number
WO Number

Date Received 11/13/2020
Date Analyzed 11/19/2020
Date Reported 11/19/2020

Date Sampled 11/06/2020
Sampled By Randy Flores
Total Samples 30

Method of Analysis 40 CFR Part 763 Appendix E to Subpart E, EPA Method 600/M4-82-020; updated method 600 R-93/116 Determination of Asbestos in Bulk Building Materials.

Test Report

Laboratory ID / Sample No.	Sample Location / Description	Layer No. / Layer %	Non-Asbestos Components	(%)	Asbestos Type	(%)
2042062-019	North Center					
C4-13	Carpet Glue, Gray, Homogeneous	LAYER 1			None Detected	
		100%	Adhesive Binders/Filler	100%		
	Asbestos Present: No		Total % Non-Asbestos:	100.0%	**Total %Asbestos:**	**No Asbestos Detected**
2042062-020	Center					
C4-14	Carpet Glue, Gray, Homogeneous	LAYER 1	Cellulose Fiber	<1%	None Detected	
		100%	Adhesive Binders/Filler	100%		
	Asbestos Present: No		Total % Non-Asbestos:	100.0%	**Total %Asbestos:**	**No Asbestos Detected**
2042062-021	South Center					
C4-15	Carpet Glue, Gray, Homogeneous	LAYER 1	Cellulose Fiber	<1%	None Detected	
		100%	Adhesive Binders/Filler	100%		
	Asbestos Present: No		Total % Non-Asbestos:	100.0%	**Total %Asbestos:**	**No Asbestos Detected**
2042062-022	South Center					
C4-16	Leveling Compound, Gray, Homogeneous	LAYER 1	Cellulose Fiber	5%	None Detected	
		100%	Calcium Carbonate	60%		
			Binder/Filler	35%		
	Asbestos Present: No		Total % Non-Asbestos:	100.0%	**Total %Asbestos:**	**No Asbestos Detected**
2042062-023	Center					
C4-17	Leveling Compound, Gray, Homogeneous	LAYER 1	Cellulose Fiber	5%	None Detected	
		100%	Calcium Carbonate	60%		
			Binder/Filler	35%		
	Asbestos Present: No		Total % Non-Asbestos:	100.0%	**Total %Asbestos:**	**No Asbestos Detected**
2042062-024	North Center					
C4-18	Leveling Compound, Gray, Homogeneous	LAYER 1	Cellulose Fiber	5%	None Detected	
		100%	Calcium Carbonate	60%		
			Binder/Filler	35%		
	Asbestos Present: No		Total % Non-Asbestos:	100.0%	**Total %Asbestos:**	**No Asbestos Detected**

ENVIRONMENTAL LABORATORIES LLC

1508 East 33rd Street
Signal Hill, CA 90755
Toll: 888-207-2022
Tel: 562-206-2770
Fax: 562-206-2773

Alta Environmental
3777 Long Beach Blvd.
Long Beach CA 90807
Attn.: Jim Byers

Report Number 2042062

Project Number SMSD-20-9850
Project Name Juan Cabrillo Demo 2021
Location Juan Cabrillo E.S.
PO Number
WO Number

Date Received 11/13/2020
Date Analyzed 11/19/2020
Date Reported 11/19/2020

Date Sampled 11/06/2020
Sampled By Randy Flores
Total Samples 30

Method of Analysis 40 CFR Part 763 Appendix E to Subpart E, EPA Method 600/M4-82-020; updated method 600 R-93/116 Determination of Asbestos in Bulk Building Materials.

Test Report

Laboratory ID / Sample No.	Sample Location / Description	Layer No. / Layer %	Non-Asbestos Components	(%)	Asbestos Type	(%)
2042062-025	South Wall Near Entrance					
C4-19A	4" Cove base, Gray, Homogeneous	LAYER 1			None Detected	
		100%	Calcium Carbonate	35%		
			Vinyl Binder/ Filler	65%		
	Asbestos Present: No		Total % Non-Asbestos:	100.0%	**Total %Asbestos:**	**No Asbestos Detected**
2042062-026	South Wall Near Entrance					
C4-19B	Glue, Cream, Homogeneous	LAYER 1			None Detected	
		100%	Adhesive Binders/Filler	100%		
	Asbestos Present: No		Total % Non-Asbestos:	100.0%	**Total %Asbestos:**	**No Asbestos Detected**
2042062-027	West Center Wall					
C4-20A	4" Cove base, Gray, Homogeneous	LAYER 1			None Detected	
		100%	Calcium Carbonate	35%		
			Vinyl Binder/ Filler	65%		
	Asbestos Present: No		Total % Non-Asbestos:	100.0%	**Total %Asbestos:**	**No Asbestos Detected**
2042062-028	West Center Wall					
C4-20B	Glue, Cream, Homogeneous	LAYER 1			None Detected	
		100%	Adhesive Binders/Filler	100%		
	Asbestos Present: No		Total % Non-Asbestos:	100.0%	**Total %Asbestos:**	**No Asbestos Detected**
2042062-029	North East Wall					
C4-21A	4" Cove base, Gray, Homogeneous	LAYER 1			None Detected	
		100%	Calcium Carbonate	35%		
			Vinyl Binder/ Filler	65%		
	Asbestos Present: No		Total % Non-Asbestos:	100.0%	**Total %Asbestos:**	**No Asbestos Detected**
2042062-030	North East Wall					
C4-21B	Glue, Cream, Homogeneous	LAYER 1			None Detected	
		100%	Adhesive Binders/Filler	100%		
	Asbestos Present: No		Total % Non-Asbestos:	100.0%	**Total %Asbestos:**	**No Asbestos Detected**

ENVIRONMENTAL LABORATORIES LLC

1508 East 33rd Street
Signal Hill, CA 90755
Toll: 888-207-2022
Tel: 562-206-2770
Fax: 562-206-2773

Alta Environmental
3777 Long Beach Blvd.
Long Beach CA 90807
Attn.: Jim Byers

Report Number 2042062

Project Number SMSD-20-9850
Project Name Juan Cabrillo Demo 2021
Location Juan Cabrillo E.S.
PO Number
WO Number

Date Received 11/13/2020
Date Analyzed 11/19/2020
Date Reported 11/19/2020

Date Sampled 11/06/2020
Sampled By Randy Flores
Total Samples 30

Method of Analysis 40 CFR Part 763 Appendix E to Subpart E, EPA Method 600/M4-82-020; updated method 600 R-93/116 Determination of Asbestos in Bulk Building Materials.

Test Report

Laboratory ID / Sample No.	Sample Location / Description	Layer No. / Layer %	Non-Asbestos Components	(%)	Asbestos Type	(%)

Method Detection Limit: Less than one percent (<1%). Asbestos content has been determined using calibrated visual estimation (CVES). Samples tested were received in acceptable condition unless otherwise stated. Test report relates only to items tested. Non-homogeneous samples containing discrete and separable layers are analyzed and reported separately; composite results may be reported upon customer's request. Non-homogeneous samples with inseparable layers are analyzed and reported as composite samples. Due to the limitations of Polarized Light Microscopy, samples reported as None Detected or with low asbestos concentrations may not be reliable and further analysis such as TEM is recommended to confirm PLM results. This report shall not be reproduced except in full without the written approval of this laboratory. This report may not be used by the customer to claim product certification, endorsement, or approval by NIST/NVLAP or any agency of the government. Samples shall be disposed according to local, state and federal laws, 30 days after results are reported unless otherwise instructed.

CA-ELAP #2823

Analyst - Fred Chappelear

Approved Signatory Cristina E. Tabatt

NVLAP TESTING
NVLAP Lab Code 500044-0

CHAIN OF CUSTODY

AQ ENVIRONMENTAL LABORATORIES
1508 E. 33rd Street
Signal Hill, CA 90755
562-206-2770 Tel
562-206-2773 Fax
services@AQenvlabs.com

(Lab) Order No. 2042062

CUSTOMER INFORMATION	
Company	Alta Environmental
Address	3777 Long Beach Boulevard
City/State/Zip	Long Beach, CA 90807
Contact	
Office Phone	562/ 495-5777
Cell	562 477 0935
Fax	562/ 495-5877
Email	Jim.Byers@NV5

Turnaround Time		Shipped By		Report Send Via:	
Same Day	☐	Fedex	☐	Web	☐
1 Day	☐	UPS	☐	Email	☑
2 Day	☐	USPS	☐	Fax	☐
3 Day	☑	Drop Off	☑	Verbal	☐
5 Day	☐	Drop Box	☐	Mail	☐
Weekend	☐	Other	☐	Pick up	☐

Special Instructions: CC: Therese.Ritorri@NV5.
David.Schack@NV5
Randolph.Flores@NV5

PROJECT INFORMATION

Project Name:	Juan Cabrillo Demo 2021	PO Number:	
Project Number:	SMSD-20-9850	Work Order No.:	
Location:	Juan Cabrillo E.S.	Sampled By:	RANDY FLORES

PLM		PCM		MOLD		LEAD (Pb)			
PLM EPA 600/M4-82-020	☑	NIOSH 7400A	☐	Spore Trap	☐	Air	☐	TTLC	☐
PLM 400 Pt. Count (<0.25%)	☐	NIOSH 7400B	☐	Tape Lift	☐	Paint	☐	STLC	☐
PLM 1000 Pt. Count (<0.1%)	☐	w/ TWA	☐	Bulk Sample	☐	Wipe	☐	TCLP	☐
						Soil	☐		

SAMPLE ID	SAMPLE TYPE	LOCATION	Date Sampled	Start Time / Stop Time	Avg Flow Rate	Volume (L)
Please see attached			11/6/20			

Relinquished By:	Randy Flores
Date/Time:	11-12-2020 1700
Received By:	
Date/Time:	11/13/20 0800

Lab Forms
Ver. 082411

2042062

NV5
ALTA ENVIRONMENTAL

FIELD BULK SAMPLE LIST

CLIENT: SMMUSD
PROJECT NO.: SMSD-20-9850
PROJECT NAME: Juan Cabrillo

Technician: Randy F.
Date: 11-6-2020
Page: 1 of 2

MATERIAL	SAMPLE #	SAMPLE LOCATION	MATERIAL LOCATION	EST. QTY.	F	D
Black Roof Mastic	C4-1	North Center - Roof	Down the Center of roof	46 L.F.	N	N
	2	Center - Roof				
	3	South Center - Roof				
White Sealant	4	South East - Roof	Edges, Flashing & Sky lights on roof	40 S.F.	N	N
	5	North West - Roof				
	6	North East Sky light on Roof				
L-Gray Wood Caulk	7	South center	Wood Seams, Window Seals & Door frames.	<400 L.F.	N	N
	8	North center				
	9	South East				
Fiber board w/Glue on Dry wall (core)	10	East Center	All interior walls	1100 S.F	N	N
	11	North Center				

NV5
ALTA ENVIRONMENTAL

2042062

FIELD BULK SAMPLE LIST

CLIENT: SMMUSD
PROJECT NO.: SMSD-20-9850
PROJECT NAME: Juan Cabrillo E.S.

Technician: Randy F.
Date: 11-6-2020
Page: 2 of 2

MATERIAL	SAMPLE #	SAMPLE LOCATION	MATERIAL LOCATION	EST. QTY.	F	D
Fiber Board w/Glue on Drywall (Cove)	CY-12	West Center	All interior Walls	1100 S.F.	N	N
Carpet Glue	13	North Center	Flooring – Throughout room underneath Multi-Color carpet	900 S.F.	N	N
	14	Center				
	15	South center				
Gray-leveling Compound	16	South Center	Flooring – Throughout room Underneath Multicolor carpet	900 S.F.	N	N
	17	Center				
	18	North Center				
4" Cove base w/ Glue	19	South Wall Near Entrance	Base of perimeter walls	160 L.F	N	N
	20	West center wall				
	21	North East Wall				

ENVIRONMENTAL LABORATORIES LLC

1508 East 33rd Street
Signal Hill, CA 90755
Toll: 888-207-2022
Tel: 562-206-2770
Fax: 562-206-2773

Alta Environmental
3777 Long Beach Blvd.
Long Beach CA 90807
Attn.: Jim Byers

Report Number 2042061

Project Number SMSD-20-9850
Project Name Juan Cabrillo Demo 2021
Location Juan Cabrillo E.S.
PO Number
WO Number

Date Received 11/13/2020
Date Analyzed 11/19/2020
Date Reported 11/19/2020

Date Sampled 11/13/2020
Sampled By Randolph Flores
Total Samples 30

Method of Analysis 40 CFR Part 763 Appendix E to Subpart E, EPA Method 600/M4-82-020; updated method 600 R-93/116 Determination of Asbestos in Bulk Building Materials.

Test Report

Laboratory ID / Sample No.	Sample Location / Description	Layer No. / Layer %	Non-Asbestos Components	(%)	Asbestos Type	(%)
2042061-001	North Center - Roof					
C3-1	Roof Mastic, Black, Homogeneous	LAYER 1			None Detected	
		100%	Bituminous Matrix/Filler	100%		
	Asbestos Present: No		Total % Non-Asbestos:	100.0%	**Total %Asbestos:**	**No Asbestos Detected**
2042061-002	Center - Roof					
C3-2	Roof Mastic, Black, Homogeneous	LAYER 1			None Detected	
		100%	Bituminous Matrix/Filler	100%		
	Asbestos Present: No		Total % Non-Asbestos:	100.0%	**Total %Asbestos:**	**No Asbestos Detected**
2042061-003	South Center - Roof					
C3-3	Roof Mastic, Black, Homogeneous	LAYER 1			None Detected	
		100%	Bituminous Matrix/Filler	100%		
	Asbestos Present: No		Total % Non-Asbestos:	100.0%	**Total %Asbestos:**	**No Asbestos Detected**
2042061-004	South East - Roof					
C3-4	Sealant, White, Homogeneous	LAYER 1	Cellulose Fiber	5%	None Detected	
		100%	Adhesive Binders/Filler	95%		
	Asbestos Present: No		Total % Non-Asbestos:	100.0%	**Total %Asbestos:**	**No Asbestos Detected**
2042061-005	North West - Roof					
C3-5	Sealant, White, Homogeneous	LAYER 1	Cellulose Fiber	5%	None Detected	
		100%	Adhesive Binders/Filler	95%		
	Asbestos Present: No		Total % Non-Asbestos:	100.0%	**Total %Asbestos:**	**No Asbestos Detected**
2042061-006	North East Skylight on Roof					
C3-6	Sealant, White, Homogeneous	LAYER 1	Cellulose Fiber	5%	None Detected	
		100%	Adhesive Binders/Filler	95%		
	Asbestos Present: No		Total % Non-Asbestos:	100.0%	**Total %Asbestos:**	**No Asbestos Detected**

ENVIRONMENTAL LABORATORIES LLC

1508 East 33rd Street
Signal Hill, CA 90755
Toll: 888-207-2022
Tel: 562-206-2770
Fax: 562-206-2773

Alta Environmental
3777 Long Beach Blvd.
Long Beach CA 90807
Attn.: Jim Byers

Report Number 2042061

Project Number SMSD-20-9850
Project Name Juan Cabrillo Demo 2021
Location Juan Cabrillo E.S.
PO Number
WO Number

Date Received 11/13/2020
Date Analyzed 11/19/2020
Date Reported 11/19/2020

Date Sampled 11/13/2020
Sampled By Randolph Flores
Total Samples 30

Method of Analysis 40 CFR Part 763 Appendix E to Subpart E, EPA Method 600/M4-82-020; updated method 600 R-93/116 Determination of Asbestos in Bulk Building Materials.

Test Report

Laboratory ID / Sample No.	Sample Location / Description	Layer No. / Layer %	Non-Asbestos Components	(%)	Asbestos Type	(%)
2042061-007	South Center					
C3-7	Wood Caulk, Gray, Homogeneous	LAYER 1 100%	Non-Fibrous Material	100%	None Detected	
	Asbestos Present: No		Total % Non-Asbestos:	100.0%	**Total %Asbestos:**	**No Asbestos Detected**
2042061-008	North Center					
C3-8	Wood Caulk, Gray, Homogeneous	LAYER 1 100%	Non-Fibrous Material	100%	None Detected	
	Asbestos Present: No		Total % Non-Asbestos:	100.0%	**Total %Asbestos:**	**No Asbestos Detected**
2042061-009	South East					
C3-9	Wood Caulk, Gray, Homogeneous	LAYER 1 100%	Non-Fibrous Material	100%	None Detected	
	Asbestos Present: No		Total % Non-Asbestos:	100.0%	**Total %Asbestos:**	**No Asbestos Detected**
2042061-010	East Center					
C3-10A	Fiber Board, Beige/Brown, Non-homogeneous	LAYER 1 100%	Wood Fiber Cellulose Fiber Binder/Filler	90% 5% 5%	None Detected	
	Asbestos Present: No		Total % Non-Asbestos:	100.0%	**Total %Asbestos:**	**No Asbestos Detected**
2042061-011	East Center					
C3-10B	Glue, Cream, Non-homogeneous	LAYER 1 100%	Wood Fiber Cellulose Fiber Binder/Filler	90% 5% 5%	None Detected	
	Asbestos Present: No		Total % Non-Asbestos:	100.0%	**Total %Asbestos:**	**No Asbestos Detected**
2042061-012	East Center					
C3-10C	Drywall, White/Brown, Non-homogeneous	LAYER 1 100%	Cellulose Fiber Fibrous Glass Gypsum/Filler	25% <1 75%	None Detected	
	Asbestos Present: No		Total % Non-Asbestos:	100.0%	**Total %Asbestos:**	**No Asbestos Detected**

ENVIRONMENTAL LABORATORIES LLC

1508 East 33rd Street
Signal Hill, CA 90755
Toll: 888-207-2022
Tel: 562-206-2770
Fax: 562-206-2773

Alta Environmental
3777 Long Beach Blvd.
Long Beach CA 90807
Attn.: Jim Byers

Report Number 2042061

Project Number SMSD-20-9850
Project Name Juan Cabrillo Demo 2021
Location Juan Cabrillo E.S.
PO Number
WO Number

Date Received 11/13/2020
Date Analyzed 11/19/2020
Date Reported 11/19/2020

Date Sampled 11/13/2020
Sampled By Randolph Flores
Total Samples 30

Method of Analysis 40 CFR Part 763 Appendix E to Subpart E, EPA Method 600/M4-82-020; updated method 600 R-93/116 Determination of Asbestos in Bulk Building Materials.

Test Report

Laboratory ID / Sample No.	Sample Location / Description	Layer No. / Layer %	Non-Asbestos Components	(%)	Asbestos Type	(%)
2042061-013	North Center					
C3-11A	Fiber Board, Beige/Brown, Non-homogeneous	LAYER 1 100%	Wood Fiber Cellulose Fiber Binder/Filler	90% 5% 5%	None Detected	
	Asbestos Present: No		Total % Non-Asbestos:	100.0%	**Total %Asbestos:**	**No Asbestos Detected**
2042061-014	North Center					
C3-11B	Glue, Cream, Non-homogeneous	LAYER 1 100%	Adhesive Binders/Filler	100%	None Detected	
	Asbestos Present: No		Total % Non-Asbestos:	100.0%	**Total %Asbestos:**	**No Asbestos Detected**
2042061-015	North Center					
C3-11C	Drywall, White/Brown, Non-homogeneous	LAYER 1 100%	Cellulose Fiber Fibrous Glass Gypsum/Filler	25% <1 75%	None Detected	
	Asbestos Present: No		Total % Non-Asbestos:	100.0%	**Total %Asbestos:**	**No Asbestos Detected**
2042061-016	West Center					
C3-12A	Fiber Board, Beige/Brown, Non-homogeneous	LAYER 1 100%	Wood Fiber Cellulose Fiber Binder/Filler	90% 5% 5%	None Detected	
	Asbestos Present: No		Total % Non-Asbestos:	100.0%	**Total %Asbestos:**	**No Asbestos Detected**
2042061-017	West Center					
C3-12B	Glue, Cream, Non-homogeneous	LAYER 1 100%	Adhesive Binders/Filler	100%	None Detected	
	Asbestos Present: No		Total % Non-Asbestos:	100.0%	**Total %Asbestos:**	**No Asbestos Detected**
2042061-018	West Center					
C3-12C	Drywall, White/Brown, Non-homogeneous	LAYER 1 100%	Cellulose Fiber Fibrous Glass Gypsum/Filler	25% <1 75%	None Detected	
	Asbestos Present: No		Total % Non-Asbestos:	100.0%	**Total %Asbestos:**	**No Asbestos Detected**

ENVIRONMENTAL LABORATORIES LLC

1508 East 33rd Street
Signal Hill, CA 90755
Toll: 888-207-2022
Tel: 562-206-2770
Fax: 562-206-2773

Alta Environmental
3777 Long Beach Blvd.
Long Beach CA 90807
Attn.: Jim Byers

Report Number 2042061

Project Number SMSD-20-9850
Project Name Juan Cabrillo Demo 2021
Location Juan Cabrillo E.S.
PO Number
WO Number

Date Received 11/13/2020
Date Analyzed 11/19/2020
Date Reported 11/19/2020

Date Sampled 11/13/2020
Sampled By Randolph Flores
Total Samples 30

Method of Analysis 40 CFR Part 763 Appendix E to Subpart E, EPA Method 600/M4-82-020; updated method 600 R-93/116 Determination of Asbestos in Bulk Building Materials.

Test Report

Laboratory ID / Sample No.	Sample Location / Description	Layer No. / Layer %	Non-Asbestos Components	(%)	Asbestos Type	(%)
2042061-019	North Center					
C3-13	Carpet Glue, Gray, Non-homogeneous	LAYER 1 100%	Synthetic Fiber Adhesive Binders/Filler	5% 95%	None Detected	
	Asbestos Present: No		Total % Non-Asbestos:	100.0%	**Total %Asbestos:**	**No Asbestos Detected**
2042061-020	Center					
C3-14	Carpet Glue, Gray, Non-homogeneous	LAYER 1 100%	Synthetic Fiber Adhesive Binders/Filler	5% 95%	None Detected	
	Asbestos Present: No		Total % Non-Asbestos:	100.0%	**Total %Asbestos:**	**No Asbestos Detected**
2042061-021	South Center					
C3-15	Carpet Glue, Gray, Non-homogeneous	LAYER 1 100%	Synthetic Fiber Adhesive Binders/Filler	10% 90%	None Detected	
	Asbestos Present: No		Total % Non-Asbestos:	100.0%	**Total %Asbestos:**	**No Asbestos Detected**
2042061-022	South Center					
C3-16	Leveling Compound, Gray, Non-homogeneous	LAYER 1 100%	Calcium Carbonate Binder/Filler	60% 40%	None Detected	
	Asbestos Present: No		Total % Non-Asbestos:	100.0%	**Total %Asbestos:**	**No Asbestos Detected**
2042061-023	Center					
C3-17	Leveling Compound, Gray, Non-homogeneous	LAYER 1 100%	Calcium Carbonate Binder/Filler	60% 40%	None Detected	
	Asbestos Present: No		Total % Non-Asbestos:	100.0%	**Total %Asbestos:**	**No Asbestos Detected**
2042061-024	North Center					
C3-18	Leveling Compound, Gray, Non-homogeneous	LAYER 1 100%	Calcium Carbonate Binder/Filler	60% 40%	None Detected	
	Asbestos Present: No		Total % Non-Asbestos:	100.0%	**Total %Asbestos:**	**No Asbestos Detected**

ENVIRONMENTAL LABORATORIES LLC

1508 East 33rd Street
Signal Hill, CA 90755
Toll: 888-207-2022
Tel: 562-206-2770
Fax: 562-206-2773

Alta Environmental
3777 Long Beach Blvd.
Long Beach CA 90807
Attn.: Jim Byers

Report Number 2042061

Project Number SMSD-20-9850
Project Name Juan Cabrillo Demo 2021
Location Juan Cabrillo E.S.
PO Number
WO Number

Date Received 11/13/2020
Date Analyzed 11/19/2020
Date Reported 11/19/2020

Date Sampled 11/13/2020
Sampled By Randolph Flores
Total Samples 30

Method of Analysis 40 CFR Part 763 Appendix E to Subpart E, EPA Method 600/M4-82-020; updated method 600 R-93/116 Determination of Asbestos in Bulk Building Materials.

Test Report

Laboratory ID Sample No.	Sample Location Description	Layer No. Layer %	Non-Asbestos Components	(%)	Asbestos Type	(%)
2042061-025 C3-19A	South Wall near Entrance 4" Covebase, Gray, Non-homogeneous	LAYER 1 100%	Calcium Carbonate Vinyl Binder/ Filler	35% 65%	None Detected	
	Asbestos Present: No		Total % Non-Asbestos:	100.0%	**Total %Asbestos:**	**No Asbestos Detected**
2042061-026 C3-19B	South Wall near Entrance Glue, Cream, Non-homogeneous	LAYER 1 100%	Adhesive Binders/Filler	100%	None Detected	
	Asbestos Present: No		Total % Non-Asbestos:	100.0%	**Total %Asbestos:**	**No Asbestos Detected**
2042061-027 C3-20A	West Center Wall 4" Covebase, Gray, Non-homogeneous	LAYER 1 100%	Calcium Carbonate Vinyl Binder/ Filler	35% 65%	None Detected	
	Asbestos Present: No		Total % Non-Asbestos:	100.0%	**Total %Asbestos:**	**No Asbestos Detected**
2042061-028 C3-20B	West Center Wall Glue, Cream, Non-homogeneous	LAYER 1 100%	Adhesive Binders/Filler	100%	None Detected	
	Asbestos Present: No		Total % Non-Asbestos:	100.0%	**Total %Asbestos:**	**No Asbestos Detected**
2042061-029 C3-21A	North East Wall 4" Covebase, Gray, Non-homogeneous	LAYER 1 100%	Calcium Carbonate Vinyl Binder/ Filler	35% 65%	None Detected	
	Asbestos Present: No		Total % Non-Asbestos:	100.0%	**Total %Asbestos:**	**No Asbestos Detected**
2042061-030 C3-21B	North East Wall Glue, Cream, Homogeneous	LAYER 1 100%	Adhesive Binders/Filler	100%	None Detected	
	Asbestos Present: No		Total % Non-Asbestos:	100.0%	**Total %Asbestos:**	**No Asbestos Detected**

ENVIRONMENTAL LABORATORIES LLC

1508 East 33rd Street
Signal Hill, CA 90755
Toll: 888-207-2022
Tel: 562-206-2770
Fax: 562-206-2773

Alta Environmental
3777 Long Beach Blvd.
Long Beach CA 90807
Attn.: Jim Byers

Report Number 2042061

Project Number SMSD-20-9850
Project Name Juan Cabrillo Demo 2021
Location Juan Cabrillo E.S.
PO Number
WO Number

Date Received 11/13/2020
Date Analyzed 11/19/2020
Date Reported 11/19/2020

Date Sampled 11/13/2020
Sampled By Randolph Flores
Total Samples 30

Method of Analysis 40 CFR Part 763 Appendix E to Subpart E, EPA Method 600/M4-82-020; updated method 600 R-93/116 Determination of Asbestos in Bulk Building Materials.

Test Report

Laboratory ID / Sample No.	Sample Location / Description	Layer No. / Layer %	Non-Asbestos Components	(%)	Asbestos Type	(%)

Method Detection Limit: Less than one percent (<1%). Asbestos content has been determined using calibrated visual estimation (CVES). Samples tested were received in acceptable condition unless otherwise stated. Test report relates only to items tested. Non-homogeneous samples containing discrete and separable layers are analyzed and reported separately; composite results may be reported upon customer's request. Non-homogeneous samples with inseparable layers are analyzed and reported as composite samples. Due to the limitations of Polarized Light Microscopy, samples reported as None Detected or with low asbestos concentrations may not be reliable and further analysis such as TEM is recommended to confirm PLM results. This report shall not be reproduced except in full without the written approval of this laboratory. This report may not be used by the customer to claim product certification, endorsement, or approval by NIST/NVLAP or any agency of the government. Samples shall be disposed according to local, state and federal laws, 30 days after results are reported unless otherwise instructed.

CA-ELAP #2823

Analyst - Fred Chappelear

Approved Signatory Cristina E. Tabatt

NVLAP TESTING
NVLAP Lab Code 500044-0

CHAIN OF CUSTODY

AQ ENVIRONMENTAL LABORATORIES
1508 E. 33rd Street
Signal Hill, CA 90755
562-206-2770 Tel
562-206-2773 Fax
services@AQenvlabs.com

(Lab) Order No. 2042061

CUSTOMER INFORMATION	
Company	Alta Environmental
Address	3777 Long Beach Boulevard
City/State/Zip	Long Beach, CA 90807
Contact	
Office Phone	562/ 495-5777
Cell	562 477 0935
Fax	562/ 495-5877
Email	Jim.Byers@NV5

Turnaround Time		Shipped By		Report Send Via:	
Same Day	☐	Fedex	☐	Web	☐
1 Day	☐	UPS	☐	Email	☑
2 Day	☐	USPS	☐	Fax	☐
3 Day	☑	Drop Off	☑	Verbal	☐
5 Day	☐	Drop Box	☐	Mail	☐
Weekend	☐	Other	☐	Pick up	☐

Special Instructions: cc: Therese.Ritorri@NV5.
David.Schack@NV5
Randolph.Flores@NV5

PROJECT INFORMATION

Project Name:	Juan Cabrillo Demo 2021	PO Number:	
Project Number:	SMSD-20-9850	Work Order No.:	
Location:	Juan Cabrillo E.S.	Sampled By:	RANDY FLORES

PLM		PCM		MOLD		LEAD (Pb)			
PLM EPA 600/M4-82-020	☑	NIOSH 7400A	☐	Spore Trap	☐	Air	☐	TTLC	☐
PLM 400 Pt. Count (<0.25%)	☐	NIOSH 7400B	☐	Tape Lift	☐	Paint	☐	STLC	☐
PLM 1000 Pt. Count (<0.1%)	☐	w/ TWA	☐	Bulk Sample	☐	Wipe	☐	TCLP	☐
						Soil	☐		

SAMPLE ID	SAMPLE TYPE	LOCATION	Date Sampled	Start Time / Stop Time	Avg Flow Rate	Volume (L)
Please see attached			11-12-20			

Relinquished By: Carbany Becerril
Date/Time: 11-12-20

Received By:
Date/Time: 11/13/20 08:00

Lab Forms
Ver. 082411

2042061

NV5
ALTA ENVIRONMENTAL

FIELD BULK SAMPLE LIST

CLIENT: SMMUSD
PROJECT NO.: SMSD-20-9850
PROJECT NAME: Juan Cabrillo

Technician: Carbany B. & Randy F.
Date: 11-12-2020
Page: 1 of 2

MATERIAL	SAMPLE #	SAMPLE LOCATION	MATERIAL LOCATION	EST. QTY.	F	D
Black Roof Mastic	C3 - 1	North Center - Roof	Down the Center of roof	~46 L.F.	N	N
	2	Center - Roof				
	3	South Center - Roof				
White Sealant	4	South East - Roof	Edges, Flashing & Sky lights on roof	~40 S.F.	N	N
	5	North West - Roof				
	6	North East Sky light on Roof				
L-Gray Wood Caulk	7	South center	Wood Seams, Window Seals & Door frames.	<400 L.F.	N	N
	8	North center				
	9	South East				
fiber board w/Glue on Dry wall (core)	10	East Center	All interior walls	~1100 S.F	N	N
	11	North Center				

2042061

NV5
ALTA ENVIRONMENTAL

FIELD BULK SAMPLE LIST

CLIENT: SMMUSD
PROJECT NO.: SMSD-20-9850
PROJECT NAME: Juan Cabrillo E.S.

Technician: Carbany B. & Randy F
Date: 11-12-2020
Page: 2 of 2

MATERIAL	SAMPLE #	SAMPLE LOCATION	MATERIAL LOCATION	EST. QTY.	F	D
Fiber Board w/Glue on Dry Wall (core)	C3-12	West Center	All interior Walls	~1100 S.F.	N	N
Carpet Glue	13	North Center	Flooring – Throughout room underneath Multi-color carpet	~900 S.F.	N	N
	14	center				
	15	South center				
Gray-leveling Compound	16	South Center	Flooring – Throughout room Underneath Multicolor carpet	~900 S.F.	Y	Y
	17	Center				
	18	North center				
4" Cove base w/ Glue	19	South Wall Near Entrance	Base of perimeter walls	~160 L.F	N	N
	20	West center wall				
	21	North East Wall				

ENVIRONMENTAL LABORATORIES

1508 East 33rd Street
Signal Hill, CA 90755
Tel (562) 206-2770
Fax (562) 206-2773

Alta Environmental
3777 Long Beach Boulevard
Long Beach, CA 90807
Attention: Jim Byers

Project Number: SMSD-20-9850
Project Name: Cabrillo ES
Location:

Report Number: **2142548**

Date Received: 1/11/2021
Date Analyzed: 1/13/2021
Date Reported: 1/14/2021

Date Sampled: 11/12/2020, 11/13/2020
1/6/2021, 1/8/2021
Sampled By: Carbany B./Randolf F.
Total Samples: 115

Analytical Method: **EPA 7420/3050**
Reporting Limit: **5.0 µg**

Lead (Pb) in Paint by Flame AAS

Lab ID Client ID	Location/Description	Sample Weight (g)	Lead Concentration ppm (mg/kg)
2142548-001 C1-1	Paint Chip	0.1071	< 47
2142548-002 C1-2	Paint Chip	0.1059	< 47
2142548-003 C1-3	Paint Chip	0.1062	< 47
2142548-004 C2-1	Paint Chip	0.1021	< 49
2142548-005 C2-2	Paint Chip	0.1035	< 48
2142548-006 C2-3	Paint Chip	0.1031	< 48
2142548-007 C3-1	Paint Chip	0.1042	< 48
2142548-008 C3-2	Paint Chip	0.1038	< 48
2142548-009 C3-3	Paint Chip	0.1050	< 48
2142548-010 C4-1	Paint Chip	0.1093	< 46
2142548-011 C4-2	Paint Chip	0.1033	< 48
2142548-012 C4-3	Paint Chip	0.1075	< 47

ENVIRONMENTAL LABORATORIES

1508 East 33rd Street
Signal Hill, CA 90755
Tel (562) 206-2770
Fax (562) 206-2773

Report Number: **2142548**

Alta Environmental
3777 Long Beach Boulevard
Long Beach, CA 90807
Attention: Jim Byers

Project Number: SMSD-20-9850
Project Name: Cabrillo ES
Location:

Lead in Paint by Flame AAS

Lab ID Client ID	Location/Description	Sample Weight (g)	Lead Concentration ppm (mg/kg)
2142548-013 C5-1	Paint Chip	0.1090	< 46
2142548-014 C5-2	Paint Chip	0.1056	< 47
2142548-015 C5-3	Paint Chip	0.1020	< 49
2142548-016 BGW-L1	Paint Chip	0.1071	< 47
2142548-017 BGW-L2	Paint Chip	0.1067	< 47
2142548-018 BGW-L3	Paint Chip	0.1039	< 48
2142548-019 BGW-L4	Paint Chip	0.1063	< 47
2142548-020 BGW-L5	Paint Chip	0.1052	< 48
2142548-021 BGW-L6	Paint Chip	0.1036	< 48
2142548-022 BGW-L7	Paint Chip	0.1040	< 48
2142548-023 BGE-L1	Paint Chip	0.1021	< 49
2142548-024 BGE-L2	Paint Chip	0.1069	< 47
2142548-025 BGE-L3	Paint Chip	0.1021	< 49
2142548-026 BGE-L4	Paint Chip	0.1054	< 47
2142548-027 BGE-L5	Paint Chip	0.1044	< 48
2142548-028 BGE-L6	Paint Chip	0.1057	< 47
2142548-029 BGE-L7	Paint Chip	0.1033	< 48
2142548-030 BGE-L8	Paint Chip	0.1049	< 48

ENVIRONMENTAL LABORATORIES

1508 East 33rd Street
Signal Hill, CA 90755
Tel (562) 206-2770
Fax (562) 206-2773

Report Number: **2142548**

Alta Environmental
3777 Long Beach Boulevard
Long Beach, CA 90807
Attention: Jim Byers

Project Number: SMSD-20-9850
Project Name: Cabrillo ES
Location:

Lead in Paint by Flame AAS

Lab ID Client ID	Location/Description	Sample Weight (g)	Lead Concentration ppm (mg/kg)
2142548-031 D-L1	Paint Chip	0.1043	< 48
2142548-032 D-L2	Paint Chip	0.1021	54
2142548-033 D-L3	Paint Chip	0.1048	< 48
2142548-034 D-L4	Paint Chip	0.1023	1900
2142548-035 D-L5	Paint Chip	0.1052	48
2142548-036 D-L6	Paint Chip	0.1081	290
2142548-037 D-L7	Paint Chip	0.1041	67
2142548-038 D-L8	Paint Chip	0.1045	10000
2142548-039 D-L9	Paint Chip	0.1072	49
2142548-040 B-L1	Paint Chip	0.1052	< 48
2142548-041 B-L2	Paint Chip	0.1038	410
2142548-042 B-L3	Paint Chip	0.1031	3000
2142548-043 B-L4	Paint Chip	0.1013	64
2142548-044 B-L5	Paint Chip	0.1026	110
2142548-045 B-L6	Paint Chip	0.1037	< 48
2142548-046 B-L7	Paint Chip	0.1083	< 46
2142548-047 B-L8	Paint Chip	0.1027	4200
2142548-048 B-L9	Paint Chip	0.1032	330

ENVIRONMENTAL LABORATORIES

1508 East 33rd Street
Signal Hill, CA 90755
Tel (562) 206-2770
Fax (562) 206-2773

Report Number: **2142548**

Alta Environmental
3777 Long Beach Boulevard
Long Beach, CA 90807
Attention: Jim Byers

Project Number: SMSD-20-9850
Project Name: Cabrillo ES
Location:

Lead in Paint by Flame AAS

Lab ID Client ID	Location/Description	Sample Weight (g)	Lead Concentration ppm (mg/kg)
2142548-049 B-L10	Paint Chip	0.1029	< 49
2142548-050 B-L11	Paint Chip	0.1073	< 47
2142548-051 B-L12	Paint Chip	0.1038	51
2142548-052 B-L13	Paint Chip	0.1019	2200
2142548-053 C-L1	Paint Chip	0.1091	62
2142548-054 C-L2	Paint Chip	0.1055	3100
2142548-055 C-L3	Paint Chip	0.1019	89000
2142548-056 C-L4	Paint Chip	0.1046	< 48
2142548-057 C-L5	Paint Chip	0.1086	< 46
2142548-058 C-L6	Paint Chip	0.1024	600
2142548-059 C-L7	Paint Chip	0.1026	400
2142548-060 C-L8	Paint Chip	0.1027	1600
2142548-061 C-L9	Paint Chip	0.1031	< 48
2142548-062 L-PC1	Paint Chip	0.1020	66
2142548-063 L-PC2	Paint Chip	0.1071	72
2142548-064 L-PC3	Paint Chip	0.1027	2100
2142548-065 L-PC4	Paint Chip	0.1053	< 47
2142548-066 L-PC5	Paint Chip	0.1077	65

1508 East 33rd Street
Signal Hill, CA 90755
Tel (562) 206-2770
Fax (562) 206-2773

Report Number: **2142548**

Alta Environmental
3777 Long Beach Boulevard
Long Beach, CA 90807
Attention: Jim Byers

Project Number: SMSD-20-9850
Project Name: Cabrillo ES
Location:

Lead in Paint by Flame AAS

Lab ID Client ID	Location/Description	Sample Weight (g)	Lead Concentration ppm (mg/kg)
2142548-067 L-PC6	Paint Chip	0.1029	83
2142548-068 L-PC7	Paint Chip	0.1043	91
2142548-069 L-PC8	Paint Chip	0.1037	210
2142548-070 L-PC9	Paint Chip	0.1046	60
2142548-071 L-PC10	Paint Chip	0.1014	< 49
2142548-072 L-PC11	Paint Chip	0.1030	210
2142548-073 L-PC12	Paint Chip	0.1046	740
2142548-074 L-PC13	Paint Chip	0.1074	< 47
2142548-075 F-L1	Paint Chip	0.1020	< 49
2142548-076 F-L2	Paint Chip	0.1070	< 47
2142548-077 F-L3	Paint Chip	0.1048	740
2142548-078 F-L4	Paint Chip	0.1057	< 47
2142548-079 F-L5	Paint Chip	0.1060	< 47
2142548-080 F-L6	Paint Chip	0.1043	< 48
2142548-081 F-L7	Paint Chip	0.1037	< 48
2142548-082 F-L8	Paint Chip	0.1085	< 46
2142548-083 F-L9	Paint Chip	0.1078	< 46
2142548-084 F-L10	Paint Chip	0.1075	< 47

ENVIRONMENTAL LABORATORIES

1508 East 33rd Street
Signal Hill, CA 90755
Tel (562) 206-2770
Fax (562) 206-2773

Report Number: **2142548**

Alta Environmental
3777 Long Beach Boulevard
Long Beach, CA 90807
Attention: Jim Byers

Project Number: SMSD-20-9850
Project Name: Cabrillo ES
Location:

Lead in Paint by Flame AAS

Lab ID Client ID	Location/Description	Sample Weight (g)	Lead Concentration ppm (mg/kg)
2142548-085 F-L11	Paint Chip	0.1028	< 49
2142548-086 F-L12	Paint Chip	0.1070	98
2142548-087 I-L1	Paint Chip	0.1056	< 47
2142548-088 I-L2	Paint Chip	0.1064	< 47
2142548-089 I-L3	Paint Chip	0.1026	< 49
2142548-090 I-L4	Paint Chip	0.1033	< 48
2142548-091 I-L5	Paint Chip	0.1048	< 48
2142548-092 I-L6	Paint Chip	0.1080	53
2142548-093 H-L1	Paint Chip	0.1028	< 49
2142548-094 H-L2	Paint Chip	0.1051	< 48
2142548-095 H-L3	Paint Chip	0.1041	50
2142548-096 H-L4	Paint Chip	0.1033	< 48
2142548-097 H-L5	Paint Chip	0.1047	< 48
2142548-098 H-L6	Paint Chip	0.1021	< 49
2142548-099 H-L7	Paint Chip	0.1069	< 47
2142548-100 A-L-1	Paint Chip	0.1060	< 47
2142548-101 A-L-2	Paint Chip	0.1081	< 46
2142548-102 A-L-3	Paint Chip	0.1049	50

1508 East 33rd Street
Signal Hill, CA 90755
Tel (562) 206-2770
Fax (562) 206-2773

Report Number: **2142548**

Alta Environmental
3777 Long Beach Boulevard
Long Beach, CA 90807
Attention: Jim Byers

Location: SMSD-20-9850
Project Name: Cabrillo ES
Location:

Lead in Paint by Flame AAS

Lab ID Client ID	Location/Description	Sample Weight (g)	Lead Concentration ppm (mg/kg)
2142548-103 A-L-4	Paint Chip	0.1029	63
2142548-104 A-L-5	Paint Chip	0.1066	< 47
2142548-105 A-L-6	Paint Chip	0.1037	< 48
2142548-106 A-L-7	Paint Chip	0.1074	54
2142548-107 MPR-L1	Paint Chip	0.1025	< 49
2142548-108 MPR-L2	Paint Chip	0.1014	< 49
2142548-109 MPR-L3	Paint Chip	0.1037	< 48
2142548-110 MPR-L4	Paint Chip	0.1047	53
2142548-111 MPR-L5	Paint Chip	0.1050	52
2142548-112 MPR-L6	Paint Chip	0.1014	< 49
2142548-113 MPR-L7	Paint Chip	0.1053	< 47
2142548-114 MPR-L8	Paint Chip	0.1031	< 48
2142548-115 MPR-L9	Paint Chip	0.1046	< 48

Samples tested were received in acceptable condition unless otherwise stated. Test report relates only to items tested. This report shall not be reproduced without the written approval of this laboratory. The client shall be solely responsible for interpreting analytical results. Samples have not been blank corrected. Samples shall be disposed according to local, state and federal laws, 30 days after reporting results.

CA ELAP Cert #2823

Approved Signatory- Cristina E. Tabatt

CHAIN OF CUSTODY

AQ ENVIRONMENTAL LABORATORIES
1508 E. 33rd Street
Signal Hill, CA 90755
562-206-2770 Tel
562-206-2773 Fax
services@AQenvlabs.com

(Lab) Order No. 2142548

CUSTOMER INFORMATION		Turnaround Time		Shipped By		Report Send Via:	
Company	Alta Environmental	Same Day	☐	Fedex	☐	Web	☐
Address	3777 Long Beach Boulevard	1 Day	☐	UPS	☐	Email	☑
City/State/Zip	Long Beach, CA 90807	2 Day	☐	USPS	☐	Fax	☐
Contact	Jim Byers	3 Day	☑	Drop Off	☑	Verbal	☐
Office Phone	562/ 495-5777	5 Day	☐	Drop Box	☐	Mail	☐
Cell		Weekend	☐	Other	☐	Pick up	☐
Fax	562/ 495-5877						
Email							

Special Instructions: Randy, Therese, Carbany-cc

PROJECT INFORMATION

Project Name:	Cabrillo ES	PO Number:	
Project Number:	SMSD-20-9850	Work Order No.:	
Location:		Sampled By:	Carbany B., Randolph F.

PLM		PCM		MOLD		LEAD (Pb)			
PLM EPA 600/M4-82-020	☐	NIOSH 7400A	☐	Spore Trap	☐	Air	☐	TTLC	☐
PLM 400 Pt. Count (<0.25%)	☐	NIOSH 7400B	☐	Tape Lift	☐	Paint	☑	STLC	☐
PLM 1000 Pt. Count (<0.1%)	☐	w/ TWA	☐	Bulk Sample	☐	Wipe	☐	TCLP	☐
						Soil	☐		

SAMPLE ID	SAMPLE TYPE	LOCATION	Date Sampled	Start Time / Stop Time	Avg Flow Rate	Volume (L)
C1 -1	Paint chip	N/A	11-12-20			
-2						
-3						
C2-1						
-2						
-3						
C3-1						
-2						
-3						
C4-1						

Relinquished By: Carbany Becerril	Received By:
Date/Time: 1-8-21	Date/Time: 1/11/21 0800

Lab Forms
Ver. 082411

CHAIN OF CUSTODY

1508 E. 33rd Street
Signal Hill, CA 90755
562-206-2770 Tel
562-206-2773 Fax
services@AQenvlabs.com

AQ ENVIRONMENTAL LABORATORIES

Company: Alta Environmental
Project Number: SMSD-20-9850
Project Name: Cabrillo ES

Analysis:
TAT:
(Lab) Order No. 2142548

SAMPLE ID	SAMPLE TYPE	LOCATION	Date Sampled	Start Time / Stop Time	Avg Flow Rate	Volume (L)
C4-2	Paint chip	N/A	11-12-20			
1-3						
C5-1						
-2						
-3						
BGW-L1			11-13-20			
-L2						
-L3						
-L4						
-L5						
-L6						
-L7						
BGE-L1						
-L2						
-L3						
-L4						
-L5						
-L6						
-L7						
-L8						

Relinquished By: Carbany Becerril
Date/Time: 1-8-21

Received By: [signature]
Date/Time: 1/11/21 08:00

Lab Forms
Ver. 082411

CHAIN OF CUSTODY

1508 E. 33rd Street
Signal Hill, CA 90755
562-206-2770 Tel
562-206-2773 Fax
services@AQenvlabs.com

ENVIRONMENTAL LABORATORIES

Company: Alta Environmental
Project Number: SMSD-20-9850
Project Name: Cabrillo ES

Analysis:

TAT:

(Lab) Order No. 2142548

SAMPLE ID	SAMPLE TYPE	LOCATION	Date Sampled	Start Time / Stop Time	Avg Flow Rate	Volume (L)
D-L1	Paint chip	N/A	1-8-21			
-L2						
-L3						
-L4						
-L5						
-L6						
-L7						
-L8						
-L9						
B-L1						
-L2						
-L3						
-L4						
-L5						
-L6						
-L7						
-L8						
-L9						
-L10						
-L11						

Relinquished By:
Date/Time: 1-8-21

Received By:
Date/Time: 1/11/21 08:00

Lab Forms
Ver. 082411

CHAIN OF CUSTODY

1508 E. 33rd Street
Signal Hill, CA 90755
562-206-2770 Tel
562-206-2773 Fax
services@AQenvlabs.com

ENVIRONMENTAL LABORATORIES

Company: Alta Environmental
Project Number: SMSD - 20-9850
Project Name: Cabrillo ES

Analysis:

TAT:

(Lab) Order No. 2142548

SAMPLE ID	SAMPLE TYPE	LOCATION	Date Sampled	Start Time / Stop Time	Avg Flow Rate	Volume (L)
B-L12	Paint chip	N/A	1-8-21			
" L13	"	"	"			
L-L1	"	"	1-6-21			
" -L2	"	"	"			
" -L3	"	"	"			
" -L4	"	"	"			
" -L5	"	"	"			
" -L6	"	"	"			
" -L7	"	"	"			
" -L8	"	"	"			
" -L9	"	"	"			
L-PC1	"	"	1-8-21			
" -PC2	"	"	"			
" -PC3	"	"	"			
" -PC4	"	"	"			
" -PC5	"	"	"			
" -PC6	"	"	"			
" -PC7	"	"	"			
" -PC8	"	"	"			
" -PC9	"	"	"			

Relinquished By: [signature]
Date/Time: 1-8-21

Received By: [signature]
Date/Time: 1/11/21 0800

Lab Forms
Ver. 082411

CHAIN OF CUSTODY

1508 E. 33rd Street
Signal Hill, CA 90755
562-206-2770 Tel
562-206-2773 Fax
services@AQenvlabs.com

AQ ENVIRONMENTAL LABORATORIES

Company: Alta Environmental
Project Number: SMSD-20-9850
Project Name: Cabrillo ES

Analysis:

TAT:

(Lab) Order No. 2142548

SAMPLE ID	SAMPLE TYPE	LOCATION	Date Sampled	Start Time / Stop Time	Avg Flow Rate	Volume (L)
L-PC10	Paint chip	N/A	1-8-21			
-PC11						
-PC12						
-PC13						
F-L1						
-L2						
-L3						
-L4						
-L5						
-L6						
-L7						
-L8						
-L9						
-L10						
-L11						
-L12						
I -~~L13~~ L13 *CB			11-13-20			
-L2						
-L3						
-L4						

Relinquished By: [signature]
Date/Time: 1-8-21

Received By: [signature]
Date/Time: 1/11/21 08:00

Lab Forms
Ver. 082411

CHAIN OF CUSTODY

1508 E. 33rd Street
Signal Hill, CA 90755
562-206-2770 Tel
562-206-2773 Fax
services@AQenvlabs.com

AQ ENVIRONMENTAL LABORATORIES

Company: Alta Environmental
Project Number: SMSD-20-9856
Project Name: Cabrillo ES

Analysis:

TAT:

(Lab) Order No. 2142548

SAMPLE ID	SAMPLE TYPE	LOCATION	Date Sampled	Start Time / Stop Time	Avg Flow Rate	Volume (L)
I-L5	Paint chip	N/A	1-13-20			
I-L6	"	"	"			
H-L1	"	"	"			
-L2	"	"	"			
-L3	"	"	"			
-L4	"	"	"			
-L5	"	"	"			
-L6	"	"	"			
-L7	"	"	"			
A-L-1	"	"	1-6-21			
A-L-2	"	"	"			
A-L-3	"	"	"			
A-L-4	"	"	"			
A-L-5	"	"	"			
A-L-6	"	"	"			
A-L-7	"	"	"			
MPR-L1	"	"	"			
-L2	"	"	"			
-L3	"	"	"			
-L4	"	"	"			

Relinquished By: [signature]
Date/Time: 1-8-21

Received By: [signature]
Date/Time: 1/11/21 08:00

Lab Forms
Ver. 082411

CHAIN OF CUSTODY

1508 E. 33rd Street
Signal Hill, CA 90755
562-206-2770 Tel
562-206-2773 Fax
services@AQenvlabs.com

AQ ENVIRONMENTAL LABORATORIES

Company: Alta Environmental
Project Number: SMSD-20-9850
Project Name: Cabrillo ES

Analysis:

TAT:

(Lab) Order No. 2142548

SAMPLE ID	SAMPLE TYPE	LOCATION	Date Sampled	Start Time / Stop Time	Avg Flow Rate	Volume (L)
MPR-L5	Paint chip	N/A	1-6-21			
-L6	"	"	"			
-L7	"	"	"			
-L8	"	"	"			
-L9	"	"	"			

Relinquished By: [signature]
Date/Time: 1-8-21

Received By: [signature]
Date/Time: 1/11/21 0800

Lab Forms
Ver. 082411

ENVIRONMENTAL LABORATORIES

1508 East 33rd Street
Signal Hill, CA 90755
Tel (562) 206-2770
Fax (562) 206-2773

Alta Environmental
3777 Long Beach Boulevard
Long Beach, CA 90807
Attention: Jim Byers

Project Number: SMSD-20-9850
Project Name: Cabrillo E.S. Demo
Location: Cabrillo E.S.

Report Number: **2142586**

Date Received: 1/12/2021
Date Analyzed: 1/13/2021
Date Reported: 1/14/2021

Date Sampled: 1/7/2021, 1/11/2021
Sampled By: Randy Flores
Total Samples: 9

Analytical Method: **EPA 7420/3050**
Reporting Limit: **5.0 µg Pb**

Lead (Pb) in Paint by Flame AAS

Lab ID / Client ID	Location/Description	Sample Weight (g)	Lead Concentration ppm (mg/kg)
2142586-001 / 512-L1	Lead Paint Chip - Bldg. 512	0.1046	< 48
2142586-002 / 512-L2	Lead Paint Chip - Bldg. 512	0.1049	< 48
2142586-003 / 512-L3	Lead Paint Chip - Bldg. 512	0.1057	< 47
2142586-004 / 512-L4	Lead Paint Chip - Bldg. 512	0.1060	< 47
2142586-005 / 512-L5	Lead Paint Chip - Bldg. 512	0.1027	< 49
2142586-006 / 513-L1	Lead Paint Chip - Bldg. 513	0.1042	< 48
2142586-007 / 513-L2	Lead Paint Chip - Bldg. 513	0.1016	< 49
2142586-008 / 513-L3	Lead Paint Chip - Bldg. 513	0.1093	< 46
2142586-009 / 513-L4	Lead Paint Chip - Bldg. 513	0.1045	< 48

Samples tested were received in acceptable condition unless otherwise stated. Test report relates only to items tested. This report shall not be reproduced without the written approval of this laboratory. The client shall be solely responsible for interpreting analytical results. Samples have not been blank corrected. Samples shall be disposed according to local, state and federal laws, 30 days after reporting results.

CA ELAP Cert #2823

Approved Signatory- Cristina E. Tabatt

CHAIN OF CUSTODY

AQ ENVIRONMENTAL LABORATORIES
1508 E. 33rd Street
Signal Hill, CA 90755
562-206-2770 Tel
562-206-2773 Fax
services@AQenvlabs.com

(Lab) Order No. 2142586

CUSTOMER INFORMATION		Turnaround Time		Shipped By		Report Send Via:	
Company	Alta Environmental	Same Day	☐	Fedex	☐	Web	☐
Address	3777 Long Beach Boulevard	1 Day	☐	UPS	☐	Email	☑
City/State/Zip	Long Beach, CA 90807	2 Day	☑	USPS	☐	Fax	☐
Contact	Jim Byers	3 Day	☑	Drop Off	☑	Verbal	☐
Office Phone	562/ 495-5777	5 Day	☐	Drop Box	☐	Mail	☐
Cell		Weekend	☐	Other	☐	Pick up	☐
Fax	562/ 495-5877						
Email	Jim.Byers@NV5.com						

Special Instructions: cc: Therese & Randy

PROJECT INFORMATION

Project Name:	Cabrillo E.S. Demo	PO Number:	
Project Number:	SMSD-20-9950	Work Order No.:	
Location:	Cabrillo E.S.	Sampled By:	Randy Flores

PLM		PCM		MOLD		LEAD (Pb)			
PLM EPA 600/M4-82-020	☐	NIOSH 7400A	☐	Spore Trap	☐	Air	☐	TTLC	☐
PLM 400 Pt. Count (<0.25%)	☐	NIOSH 7400B	☐	Tape Lift	☐	Paint	☑	STLC	☐
PLM 1000 Pt. Count (<0.1%)	☐	w/ TWA	☐	Bulk Sample	☐	Wipe	☐	TCLP	☐
						Soil	☐		

SAMPLE ID	SAMPLE TYPE	LOCATION	Date Sampled	Start Time / Stop Time	Avg Flow Rate	Volume (L)
R.F. 512-L1	Lead Chip Paint	BLDG. 512	1/7/21			
512-L2						
512-L3						
512-L4						
512-L5						
513-L1		BLDG 513	1/11/21			
513-L2						
513-L3						
513-L4						

Relinquished By:	Randy Flores	Received By:	
Date/Time:	~~1-11-2021~~ ~~2000~~	Date/Time:	1/12/21 0920

R.F. 1-12-2021 0920

Lab Forms
Ver. 082411

Appendix C

Sample Location Maps: Asbestos and Lead

Concrete Samples (BULK A.C.M.)

C1 PORTABLE
AUER

C2 PORTABLE
MURAWSKI

C3 PORTABLE
INDEPENDENT STUDY

C4 PORTABLE
SCOFFIE

C5 PORTABLE
COSTALUPES

PORTABLES

BOY'S & GIRL'S CLUB	BOY'S & GIRL'S CLUB

CS-4

D

RM 12	RM 13	RM 14	RM 15	G	B

F

PE	RM 16 PLAIA	RM 17 COMPUTER LAB STOWELL	RM 18 GREEN RM STOWELL	RM 19 STOWELL
	RM 20 MS/HS SCIENCE GALIPEAU	RM 21 MS/HS SCIENCE TUCKER	RM 22 HS SCIENCE LARSEN	RM 23 LOUNGE/ WORKROOM

CS-6

MPR

C

RM 6 OFF / RM 7 CUST	RM 8 TECH OFF MORALES	RM 9 ROBOTICS CORRIGAN	RM 10 CAREER CNTR NGUYEN	RM 11 ASB MARTINEZ	G / S	B

CS-5

CS-2

CS-3

CS-1

CS-7

E

WELLNESS CENTER	

Storage

B

RM 5	B / ELEC	G	RM 4 LAB CHEMICALS	RM 3	RM 2 CCW	G B	RM 1 CCW

A

MALIBU PATHWAY OFFICE

COTTAGE A PORTABLE
COTTAGE B PORTABLE

Furnace

PRESCHOOL YARD

ROOF SAMPLES

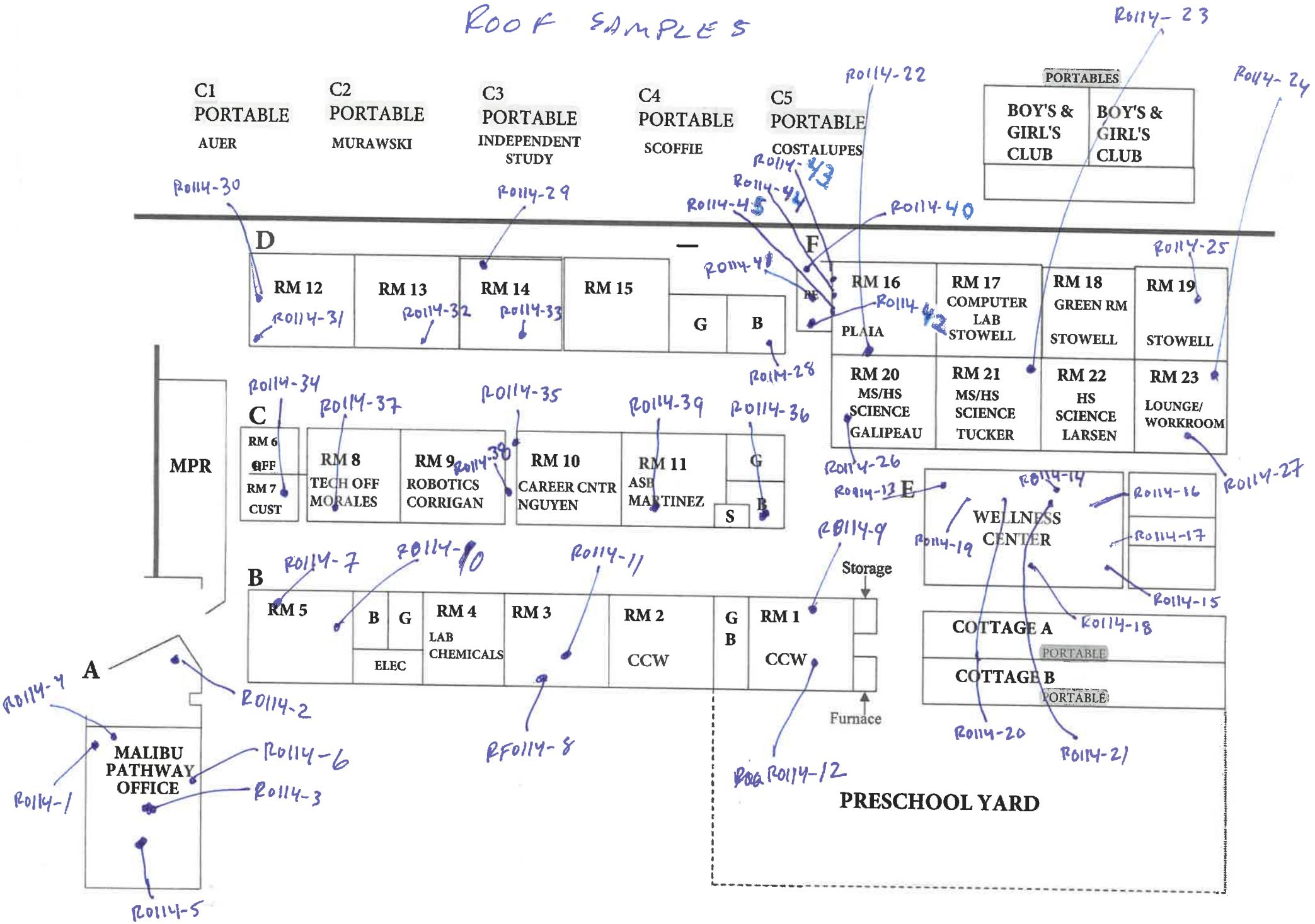

R0114-1
R0114-2
R0114-3
R0114-4
R0114-5
R0114-6
R0114-7
R0114-8
R0114-9
R0114-10
R0114-11
R0114-12
R0114-13
R0114-14
R0114-15
R0114-16
R0114-17
R0114-18
R0114-19
R0114-20
R0114-21
R0114-22
R0114-23
R0114-24
R0114-25
R0114-26
R0114-27
R0114-28
R0114-29
R0114-30
R0114-31
R0114-32
R0114-33
R0114-34
R0114-35
R0114-36
R0114-37
R0114-38
R0114-39
R0114-40
R0114-41
R0114-42
R0114-43
R0114-44
R0114-45

Bldg. D Roof + Ext.

NV5

ALTA ENVIRONMENTAL

Sheet _____ of _____

Project Name _____

Project No./Task No. _____

Calculated by _____ Date _____

Scale _____

Checked by _____ Date _____

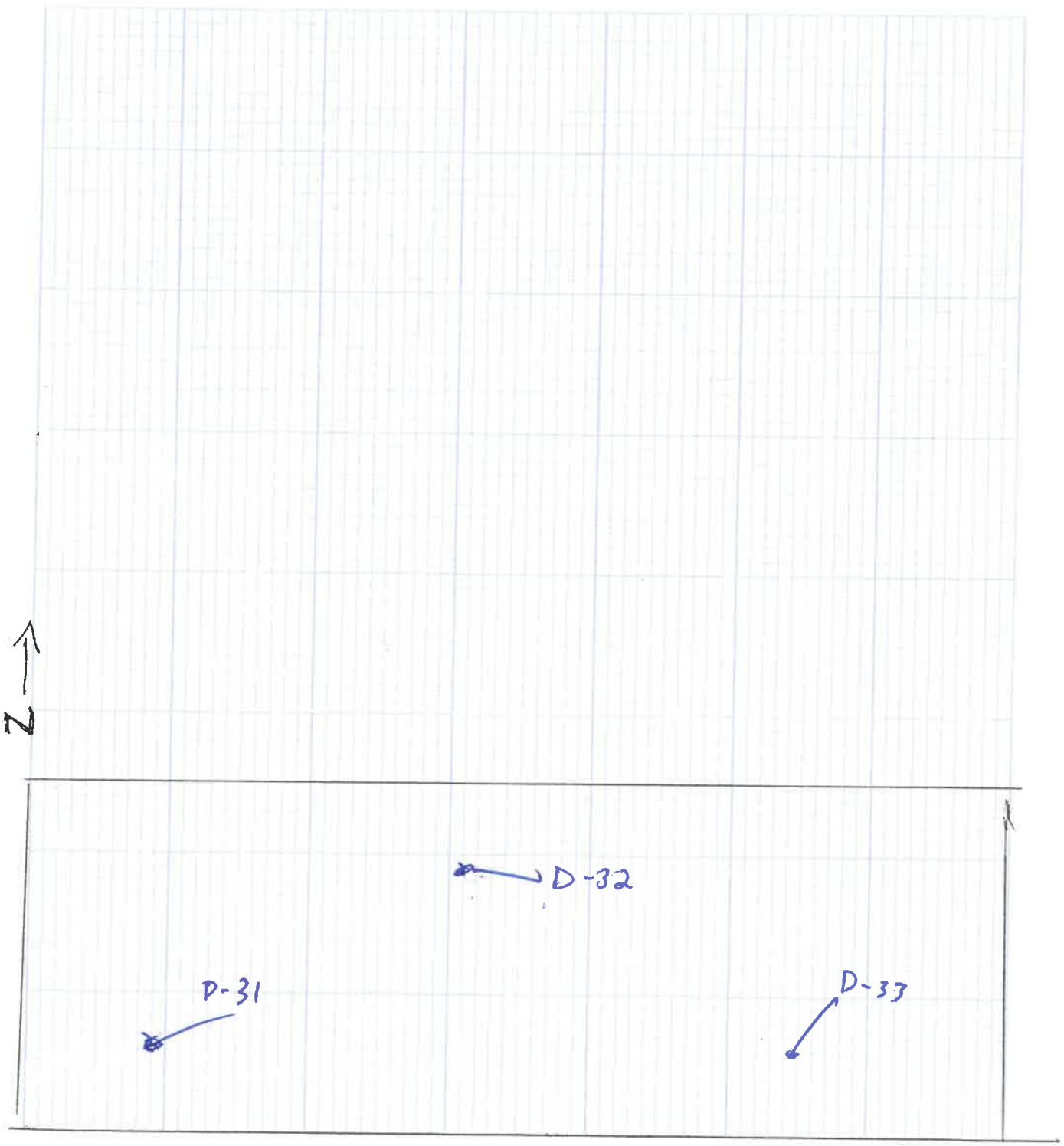

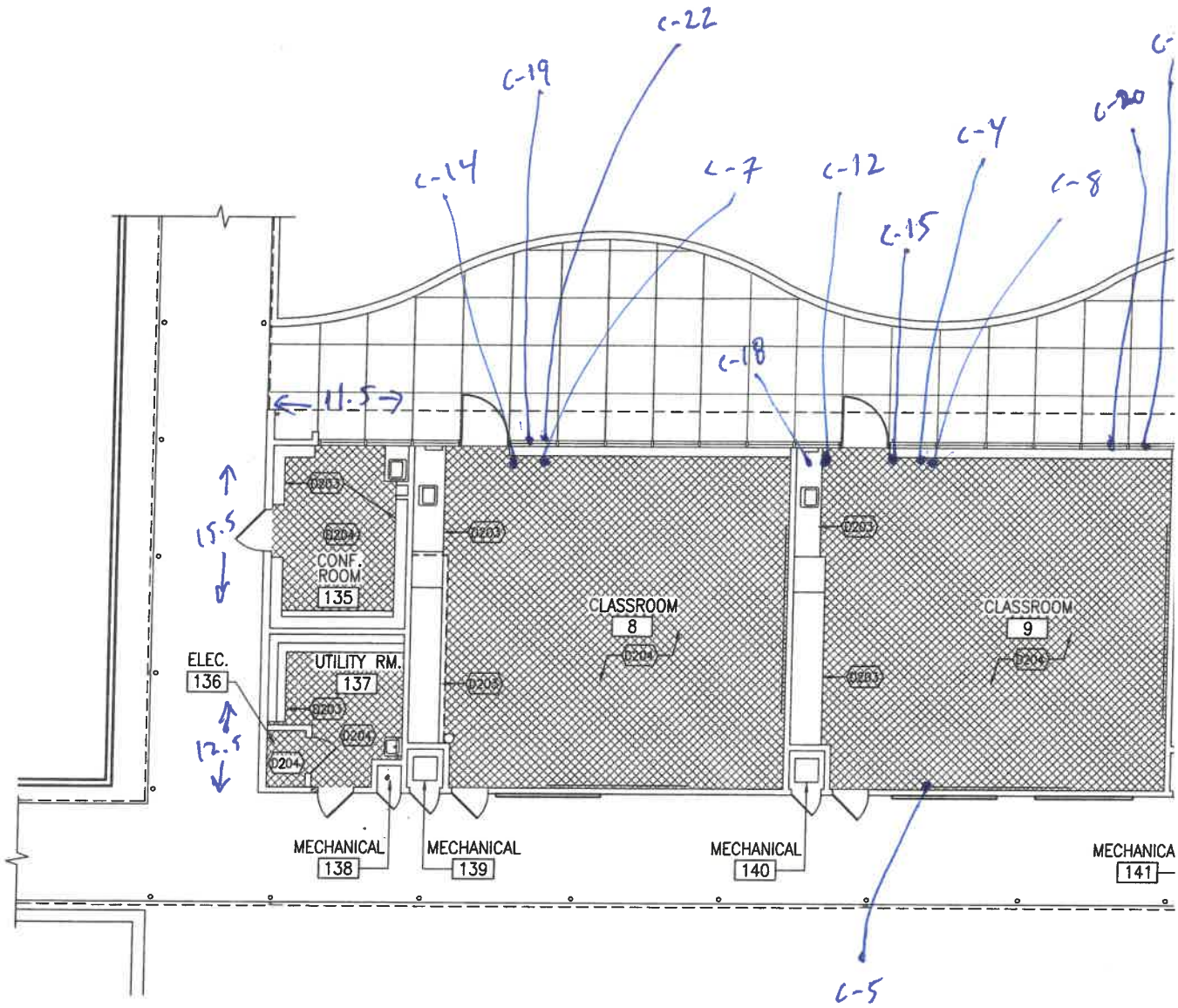
C-22
C-19
C-14
C-7
C-12
C-4
C-8
C-15
C-18
C-5
11.5
15.5
12.5
CONF. ROOM 135
ELEC. 136
UTILITY RM. 137
CLASSROOM 8
CLASSROOM 9
MECHANICAL 138
MECHANICAL 139
MECHANICAL 140
MECHANICA 141
D203
D204

= Wood Walls
= Dry Wall, WALLS w/J.C.
= Dry wall ceiling
= Plaster Wall (Smooth)
= Plaster Ceiling

Checked no suspect Couldn't

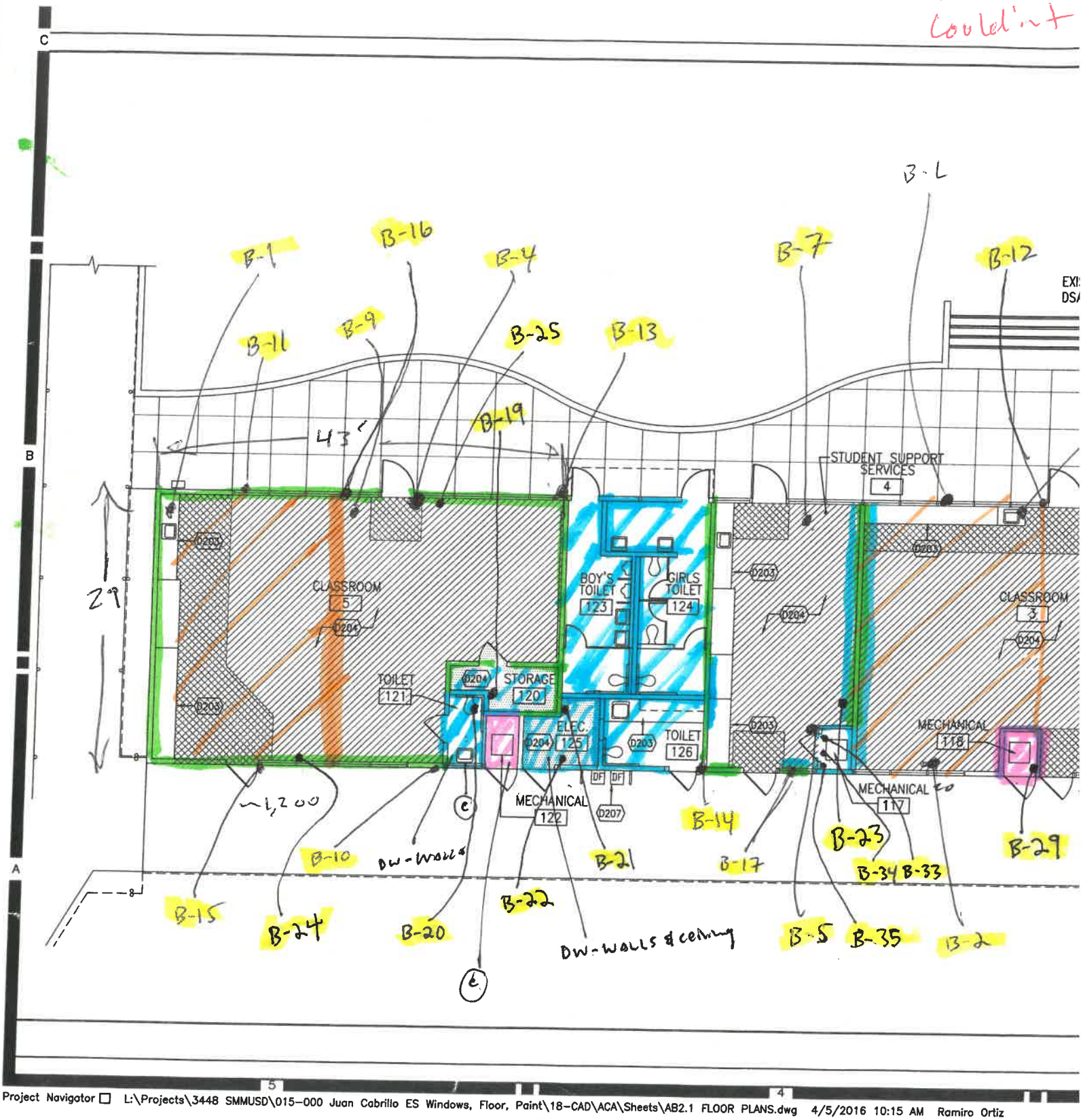

Project Navigator ☐ L:\Projects\3448 SMMUSD\015-000 Juan Cabrillo ES Windows, Floor, Paint\18-CAD\ACA\Sheets\AB2.1 FLOOR PLANS.dwg 4/5/2016 10:15 AM Ramiro Ortiz

BLDG.E REMODEL FLOOR PLAN | 2

SCALE: 1/8" = 1'-0"

E-1 to E-3 = Black window Sealant → ~200 L.F.
E-4 to E-6 = Carpet GLUE → ~ 2200 S.F.
E-7 to E-9 = 4" BLACK C.B. W/TAN MAS. → ~ 400 L.F.
E-10 to E-14 = Sm. PLASTER WALLS → ~ 4800 S.F.
E-15 to E-17 = L.BLUE EPOXY FLOORING → ~200 S.F.
E-18 to E-20 = DOOR CAULK → 80 L.F.

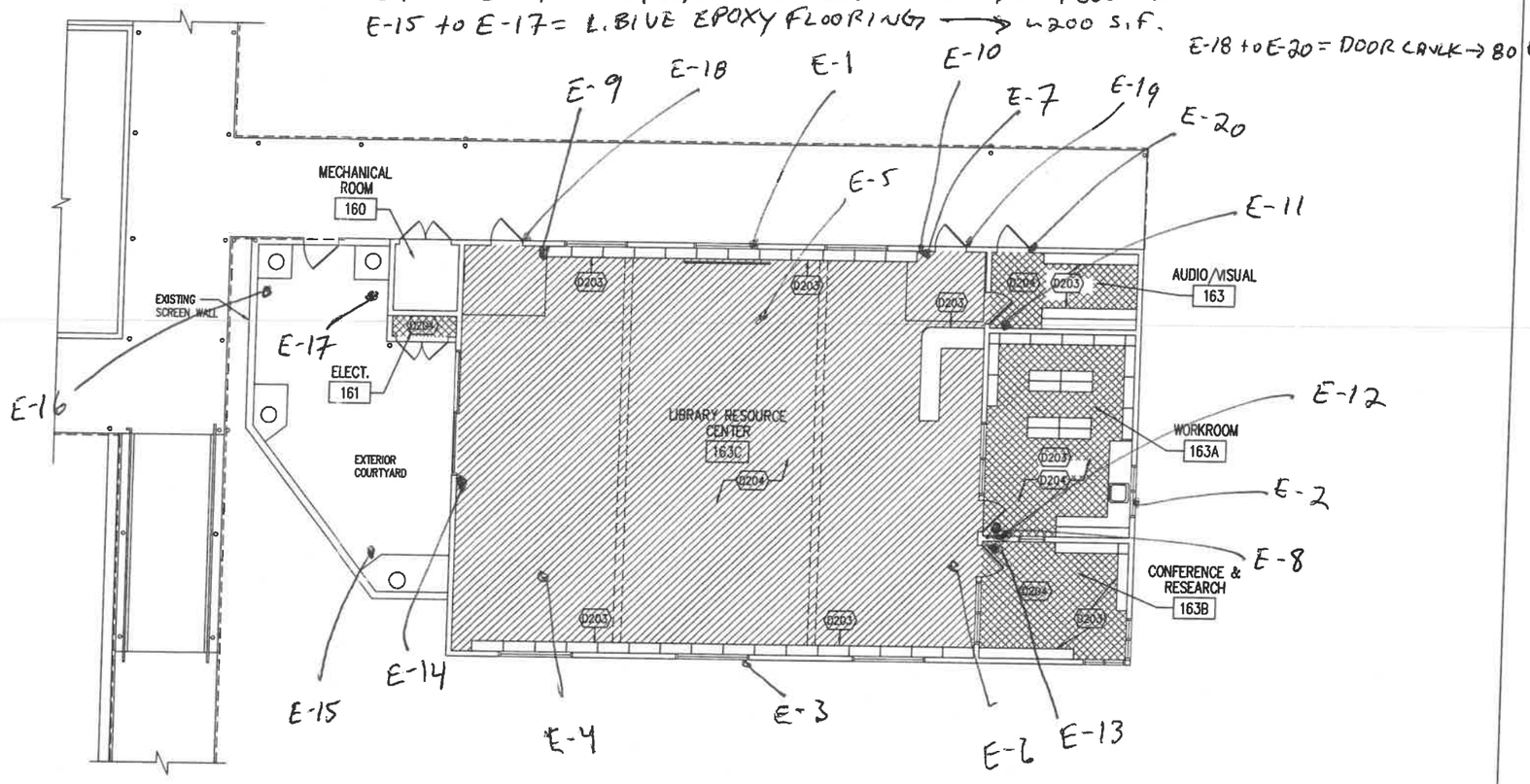

0 4' 8' 16'

BLDG. E DEMOLITON FLOOR PLAN | 1

SCALE: 1/8" = 1'-0"

new floor & Black Cove Base

sampled & Present. = Pry w/ J.C.,

Neg. Roofing core, Roof mastic, Ext. Walls (stucco)

Check above Ceiling

1). 2x4 3

2). 12"x12" BLUE F.T. w/GLUE 3

4). BLACK MASTIC (WALL BOARDS) 3

5). Cove Base 3

6). Barrier Paper (walls) not on ceiling 3

7). Window Caulking Black & Gray 3 3

Can't see under Cabinets without Damaging

BLDG.D REMODEL FLOOR PLAN 2

SCALE: 1/8" = 1'-0"

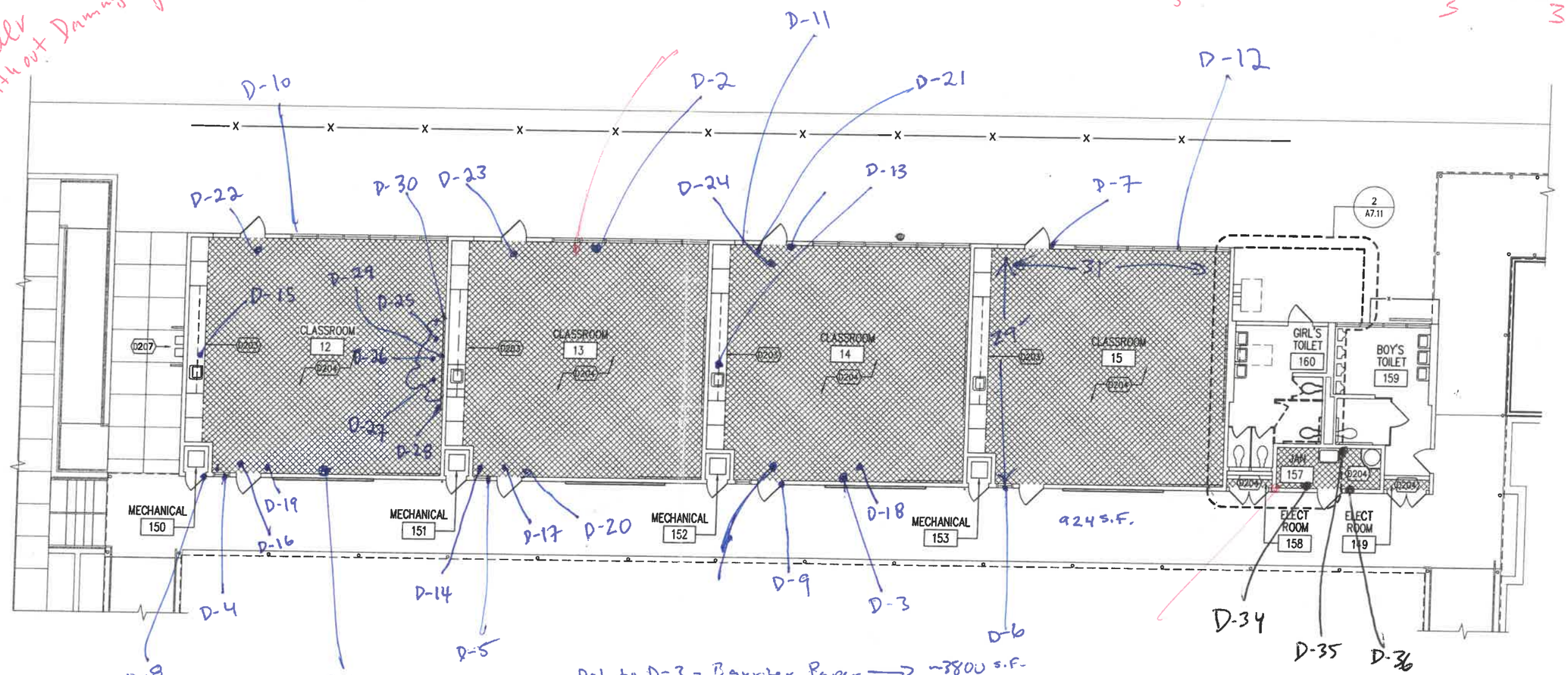

D-1 to D-3 = Barrier Paper → ~3800 S.F.

D-4 to D-6 = BLACK Window Sealant → < 200 L.F. South side

D-7 to D-9 = Door caulk → 300 L.F.

D-10 to D-12 = Gray Window Sealant → 600 L.F. North side

D-13 to D-15 = 12"x BLUE F.T. w/GLUE & Gray L.C. → ~3700 S.F.

D-16 to D-18 = 2'x4' C.T. → 3,700 S.F.

D-19 to D-21 = 4" BLACK C.B. w/TAN MASTIC = ~500 L.F.

D-22 to D-24 = Carpet Glue → 100 S.F.

D-25 to D-27 = Debri on floor → ~20 S.F.

D-28 to D-30 = BLACK MASTIC (Chalk Board) ~800 S.F.

D-31 to D-33 = NEW ROOFING PATCHES (CORE) ~150 S.F.

D-34 to D-36 = Rough Plaster ~300 S.F.

Sinks

Footing/support for Solar Panels

BLDG. D DEMOLITON FLOOR PLAN 1

SCALE: 1/8" = 1'-0"

NV5

ALTA ENVIRONMENTAL

Sheet _____ of _____

Project Name _____

Project No./Task No. _____

Calculated by _____ Date _____

Checked by _____ Date _____

Scale _____

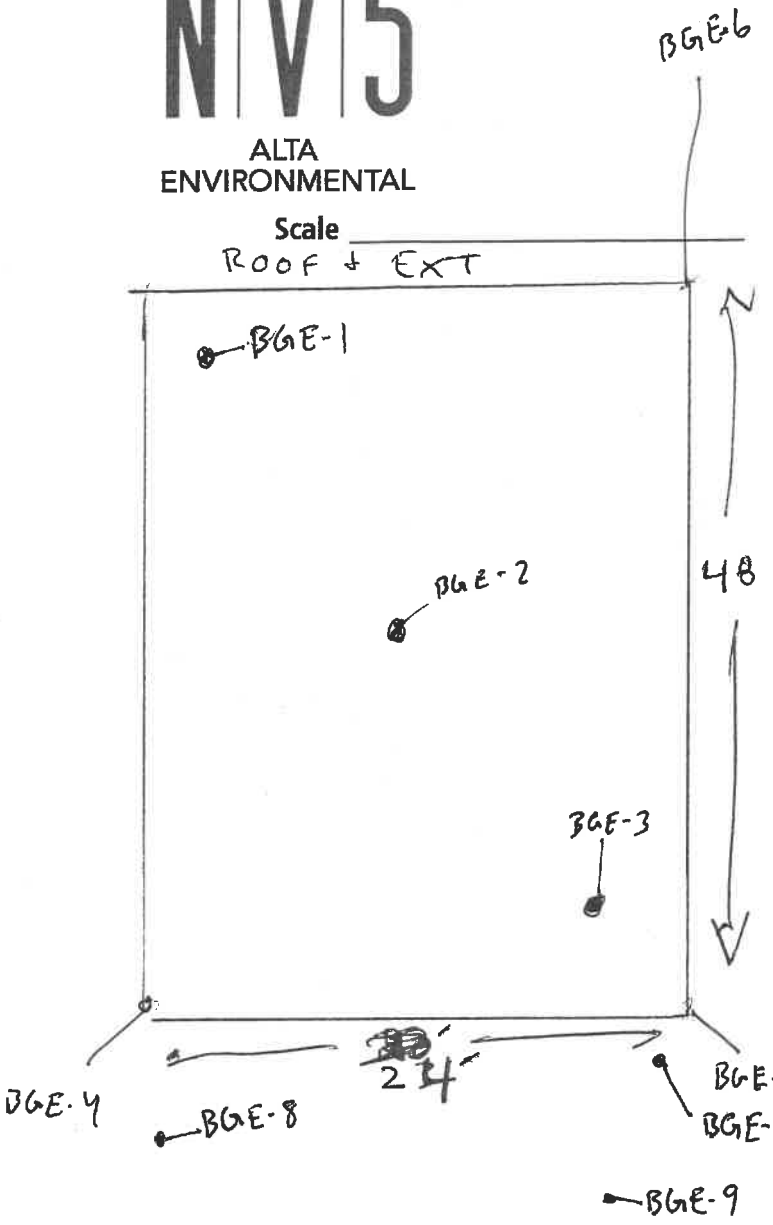

(B & G East)

100 S.F.

Gray Sealant = BGE-1 to BGE-3

NORTH

BGE-4 to BGE-6 = White Wood Caulk 300 L.F.

BGE-7 to BGE-9 = Non Skid Flooring 80 S.F.

BGE-10 to BGE-12 = 2'x4' Fissured C.T. 900 S.F.

BGE-13 to BGE-15 = Fiber Board w/Glue & DW (core) 1300 S.F.

BGE-16 to BGE-18 = Barrier Paper 1300 S.F.

BGE-19 to BGE21 = L. Gray 12" S.T. w/Streaks w/Glue & L.E. 900 S.F.

BGE-22 to BGE-24 = 4" gray C.B. w/Tan Mastic 130 L.F.

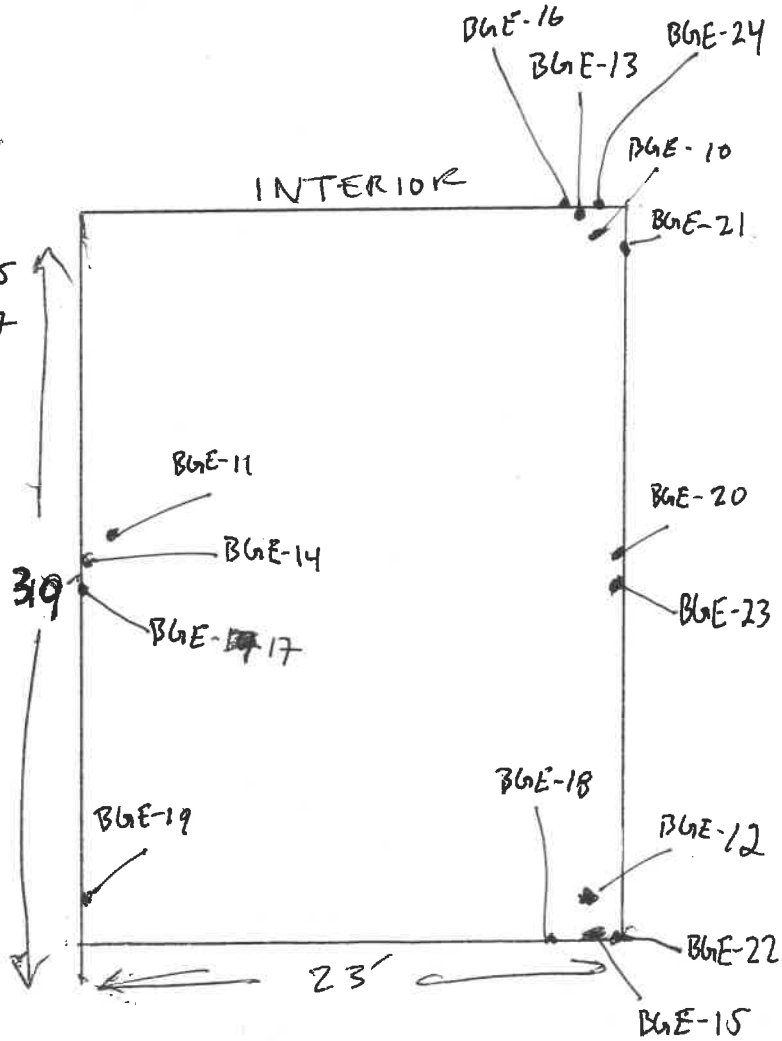

NV5

ALTA ENVIRONMENTAL

Sheet ____ of ____

Project Name _____

Project No./Task No. _____

Calculated by _____ Date _____

Scale _____

Checked by _____ Date _____

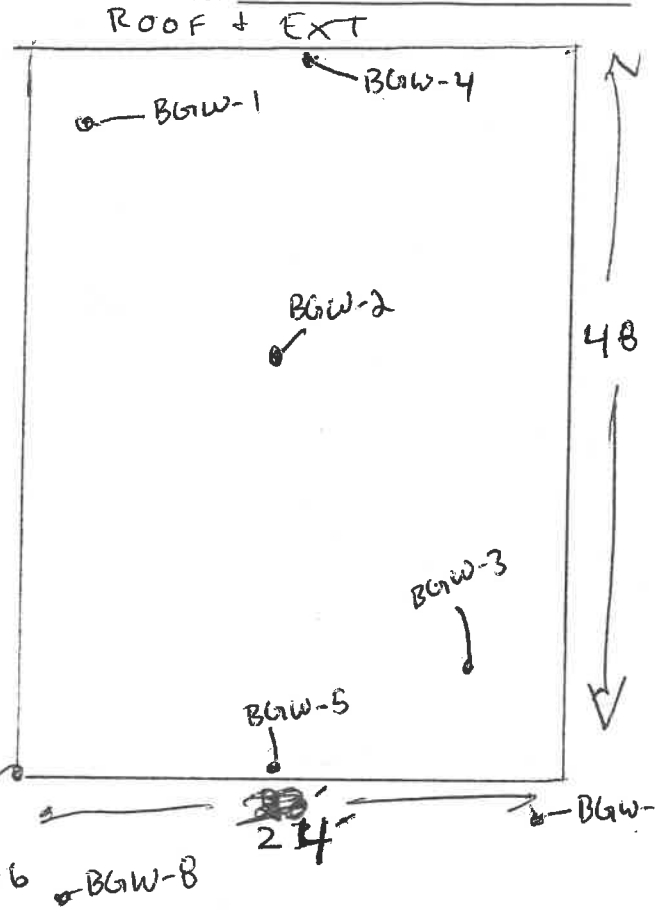

BGW-1 to BGW-3 = White Roof Membrane → 1100 S.F.

BGW-4 to BGW-6 = White WOOD CAULK → 300 L.F.

BGW-7 to BGW-9 = Non Skid flooring → 80 S.F.

NORTH

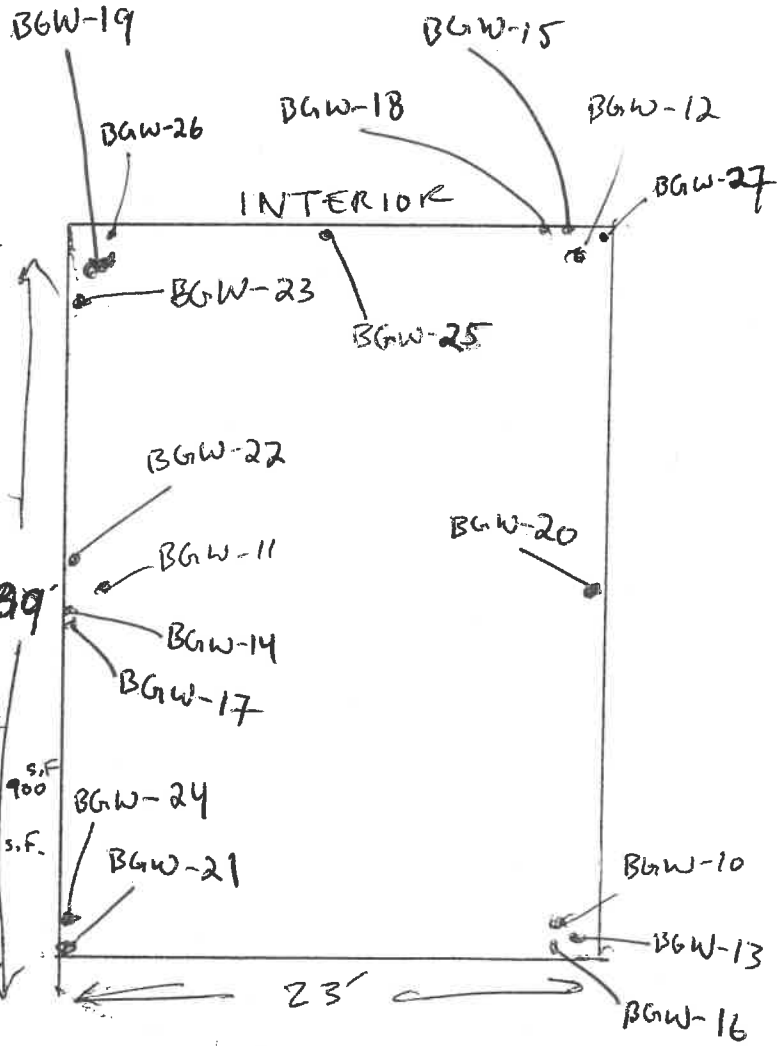

BGW-9 900 S.F.

BGW-10 to BGW-12 = 2'x4' C.T. (Directional)

BGW-13 to BGW-15 = Fiber Board W/Glue & DW 1,300

BGW-16 to BGW-18 = Barrier Paper 1300

BGW-19 to BGW-21 = 4" Gray L.B. W/Tan Mast. 130 L.F.

BGW-22 to BGW-24 = 12"x L. Gray W/Str. W/Glue & L.C. 900 S.F.

BGW-25 to BGW-27 = 12" L. BLUE W/STR. W/GLUE & L.C. 30 S.F.

NV5

ALTA ENVIRONMENTAL

Sheet ____ of ____

Project Name _____

Project No./Task No. _____

Calculated by _____ Date _____

Checked by _____ Date _____

BLDG. I/Cottage B

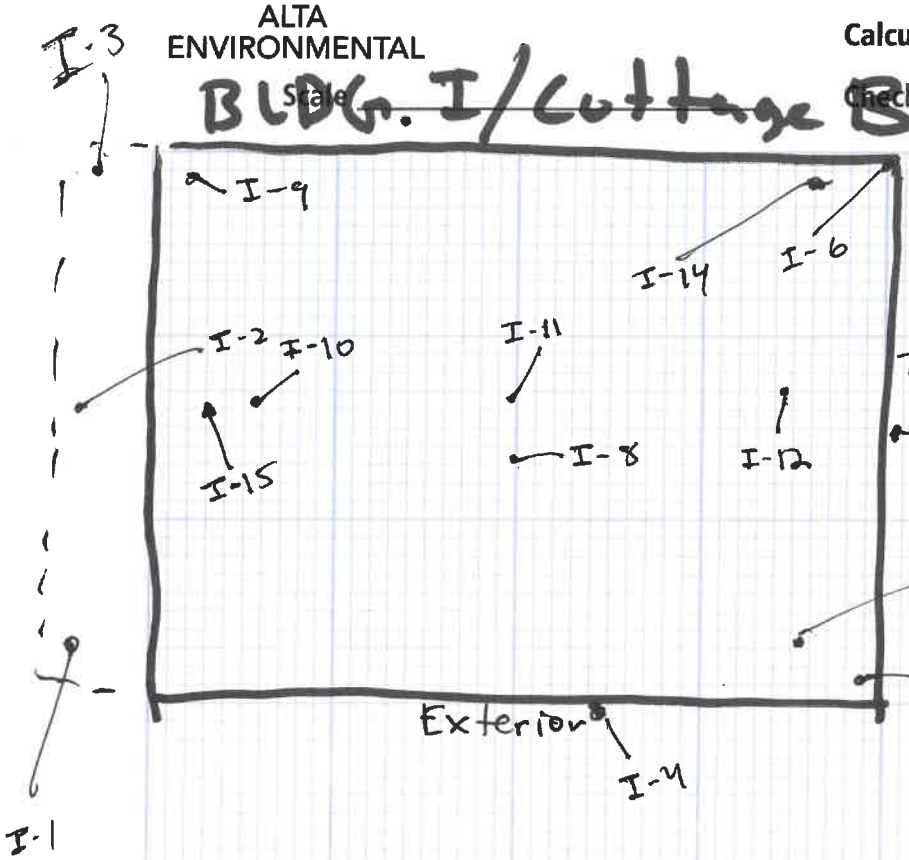

I-1 to I-3 = Non Skid Floorwrk (Ramp)
I-4 to I-6 = Wood Caulk
I-7 to I-9 = Roof Core Kick Sheet
I-10 to I-12 = Roof Core (New)
I-13 to I-15 = White Roof Patch

I-16 to I-18 = Dark Blue VSF w/Glue
I-19 to I-21 = 4" Black C.B. w/Tan M.
I-22 to I-24 = Fiber Board w/Glue On D.W. (Core)
I-25 to I-27 = Black Barrier Paper
I-28 to I-30 = 2'x4' fissured C.T.

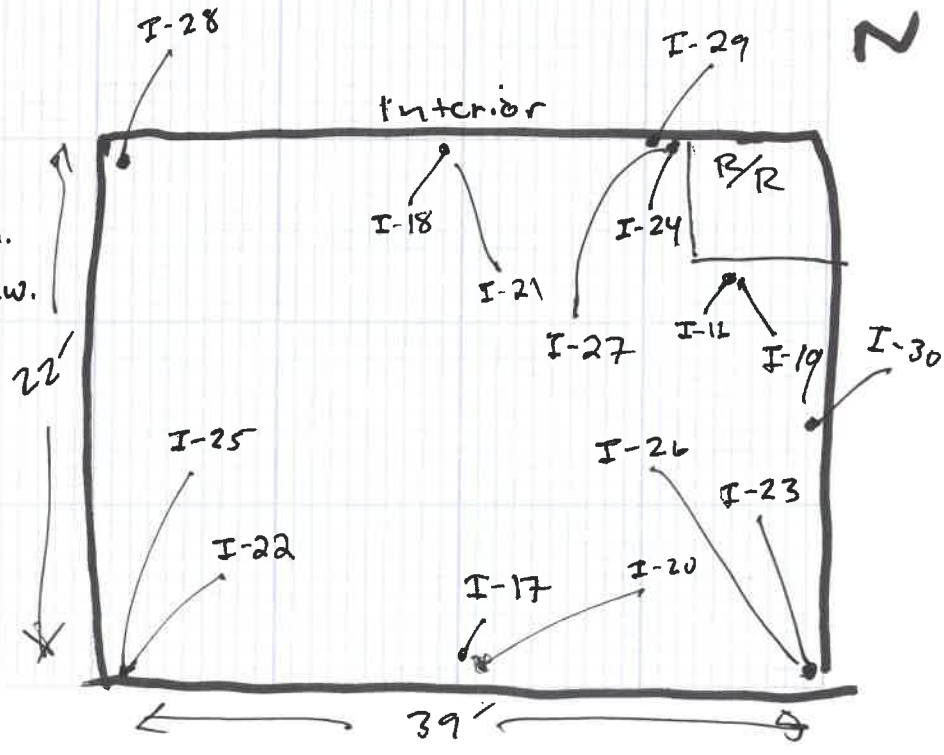

NV5

ALTA ENVIRONMENTAL

Sheet 1 of 1

Project Name Cabrillo E.S.

Project No./Task No. _____

Calculated by _____ Date _____

Checked by _____ Date _____

Scale Bldg H

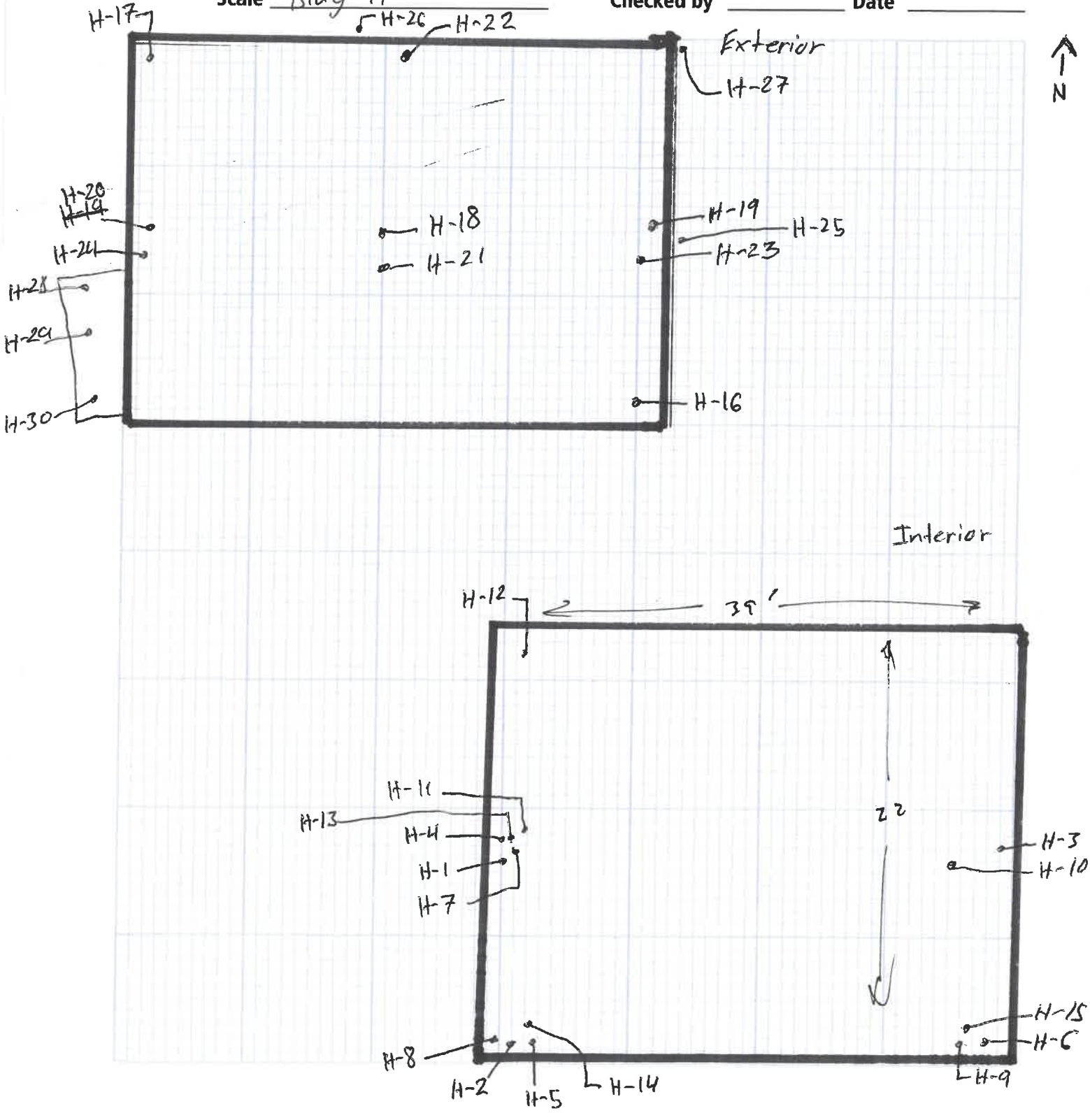

NV5

ALTA ENVIRONMENTAL

Sheet _____ of _____

Project Name _____

Project No./Task No. _____

Calculated by _____ Date _____

Scale _____

Checked by _____ Date _____

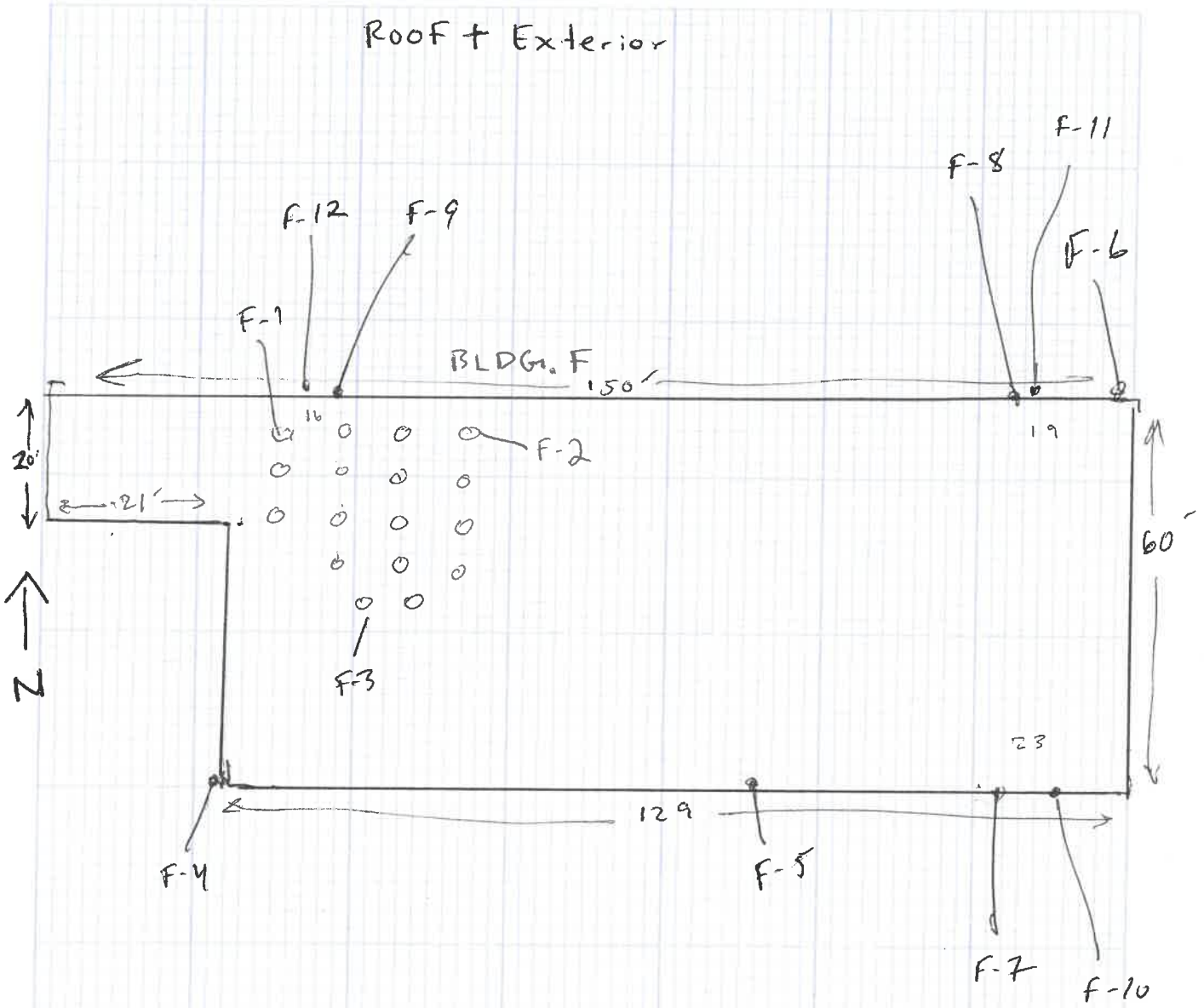

NV5

ALTA ENVIRONMENTAL

Sheet _____ of _____

Project Name _____

Project No./Task No. _____

Calculated by _____ Date _____

Scale _____

Checked by _____ Date _____

* Heater closets have 9"x9" w/ BLACK MASTIC

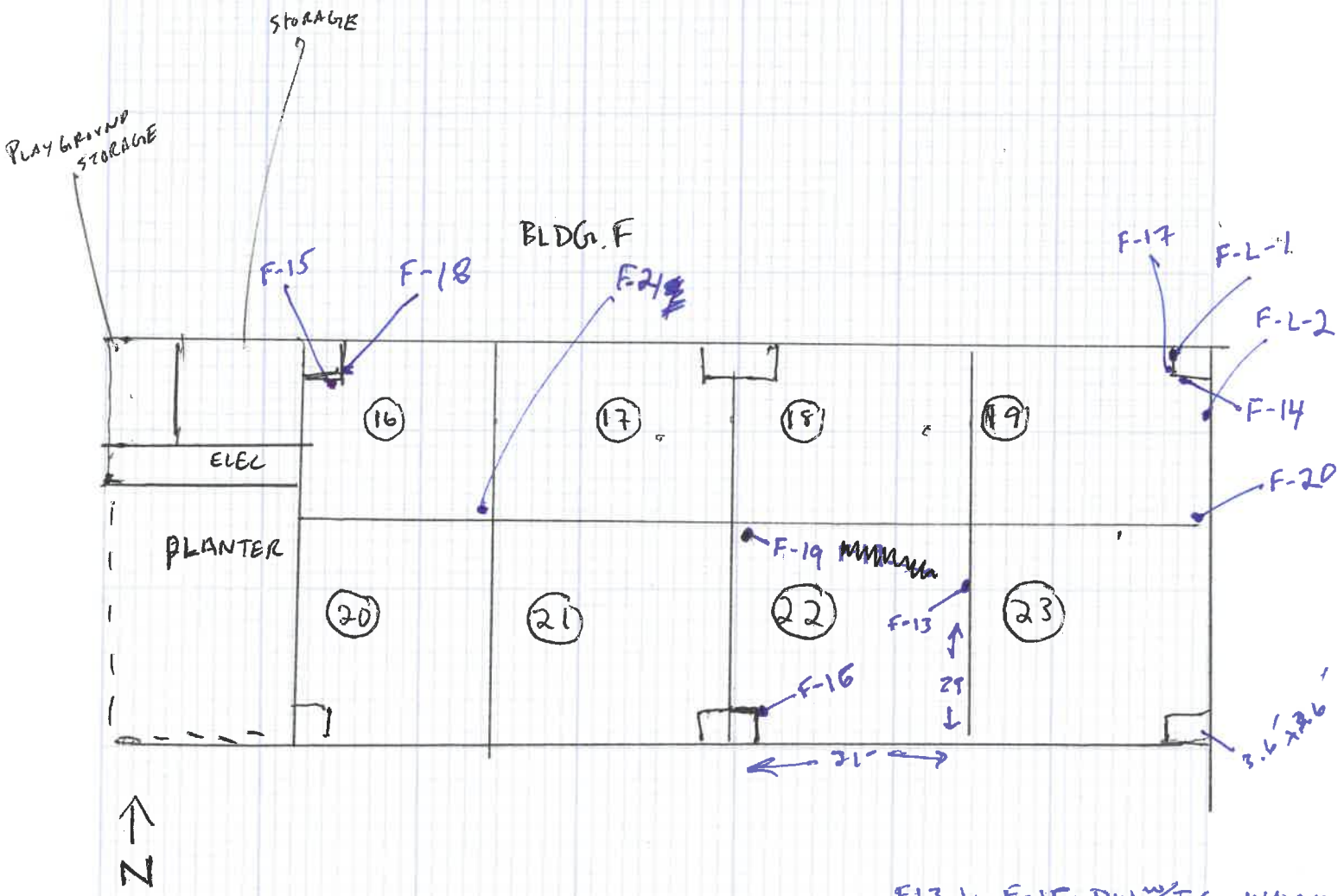

F-13 to F-15 = DW w/ J.C. WALLS

F-16 to F-18 = 4" BLACK C.B. w/ TANMASTIC

F-19 to F-21 = BLUE 9"x9" F.T.

NV5

ALTA ENVIRONMENTAL

Sheet _____ of _____

Project Name _____

Project No./Task No. _____

Calculated by _____ Date _____

Scale _____

Checked by _____ Date _____

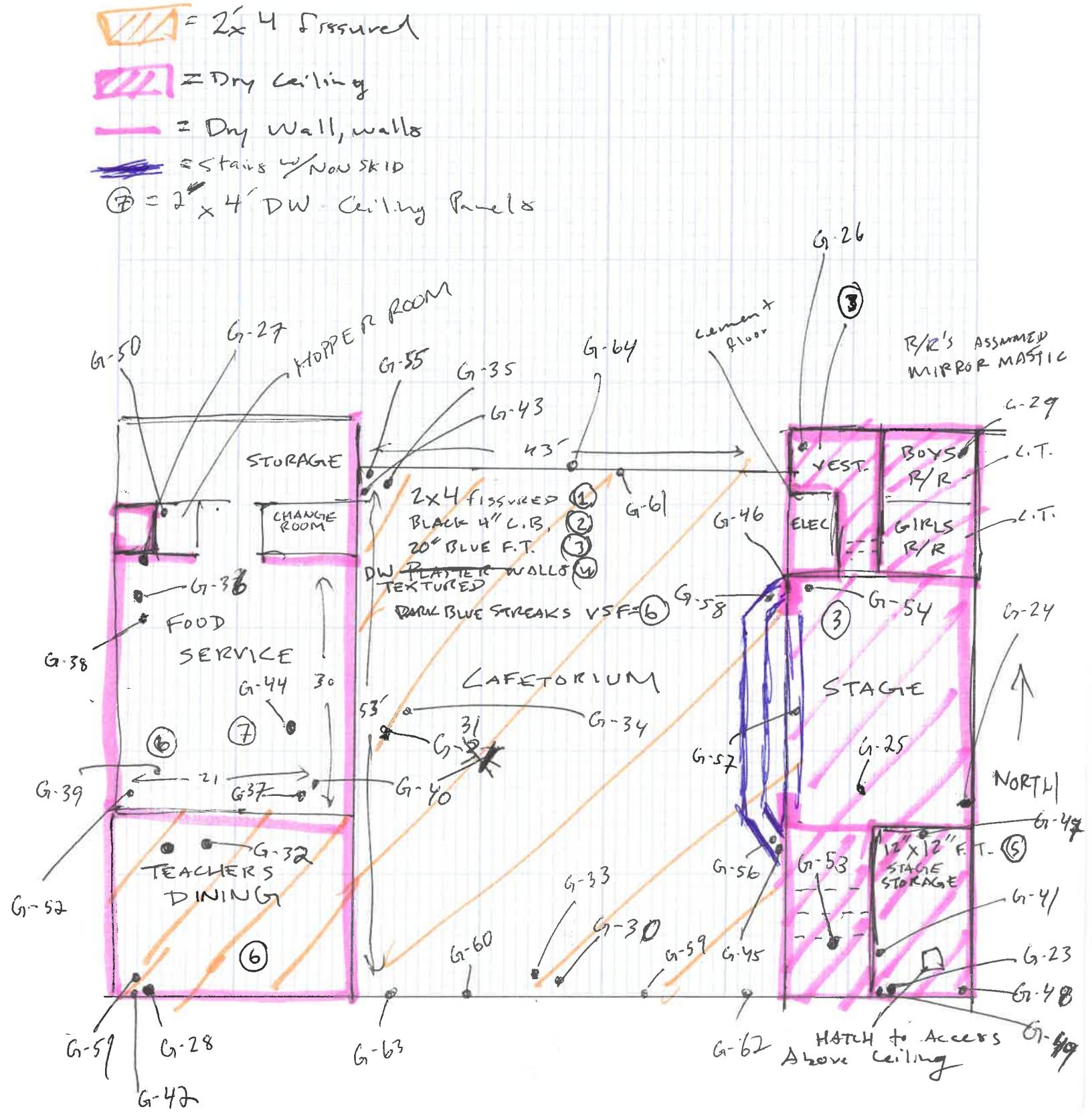

Gray Rolled Roof - Neg.

Roof Mastic — Neg.

Ext. Stucco - < 1%. Resample

Brown/Blue Carpet Glue - Neg. — Removed

4" Black Cove Base - — Neg

12" Blue F.T. - Positive — Removed

9" gray — Positive — Removed

4" gray Cove Base — Neg. — Removed

White linolium floor - Positive ~~Nurse, R/R & copy~~ Removed

~~12" x - Neg.~~

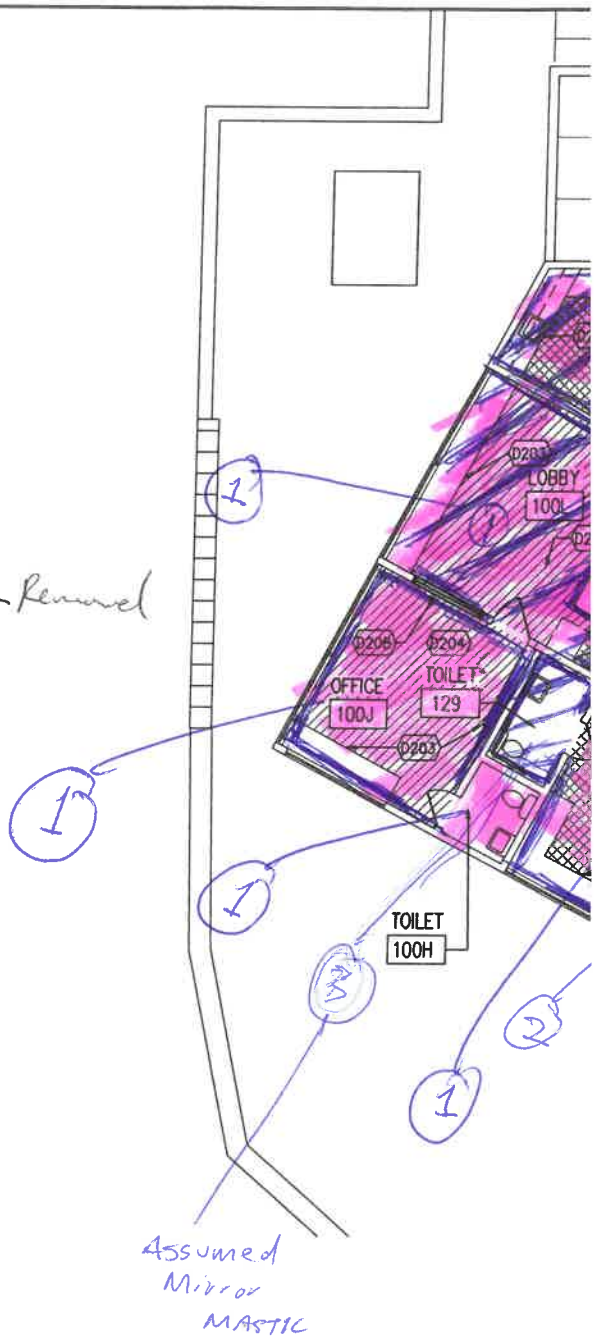

NV5

ALTA ENVIRONMENTAL

Sheet ____ of ____

Project Name Juan Cabrillo

Project No./Task No. SMSP-20-9850

Calculated by ~~X~~ Date 11-5-20

Scale N/A Checked by ~~X~~ Date ____

MPIR/BLDG. G

Roofing + Exterior Sample location Map.

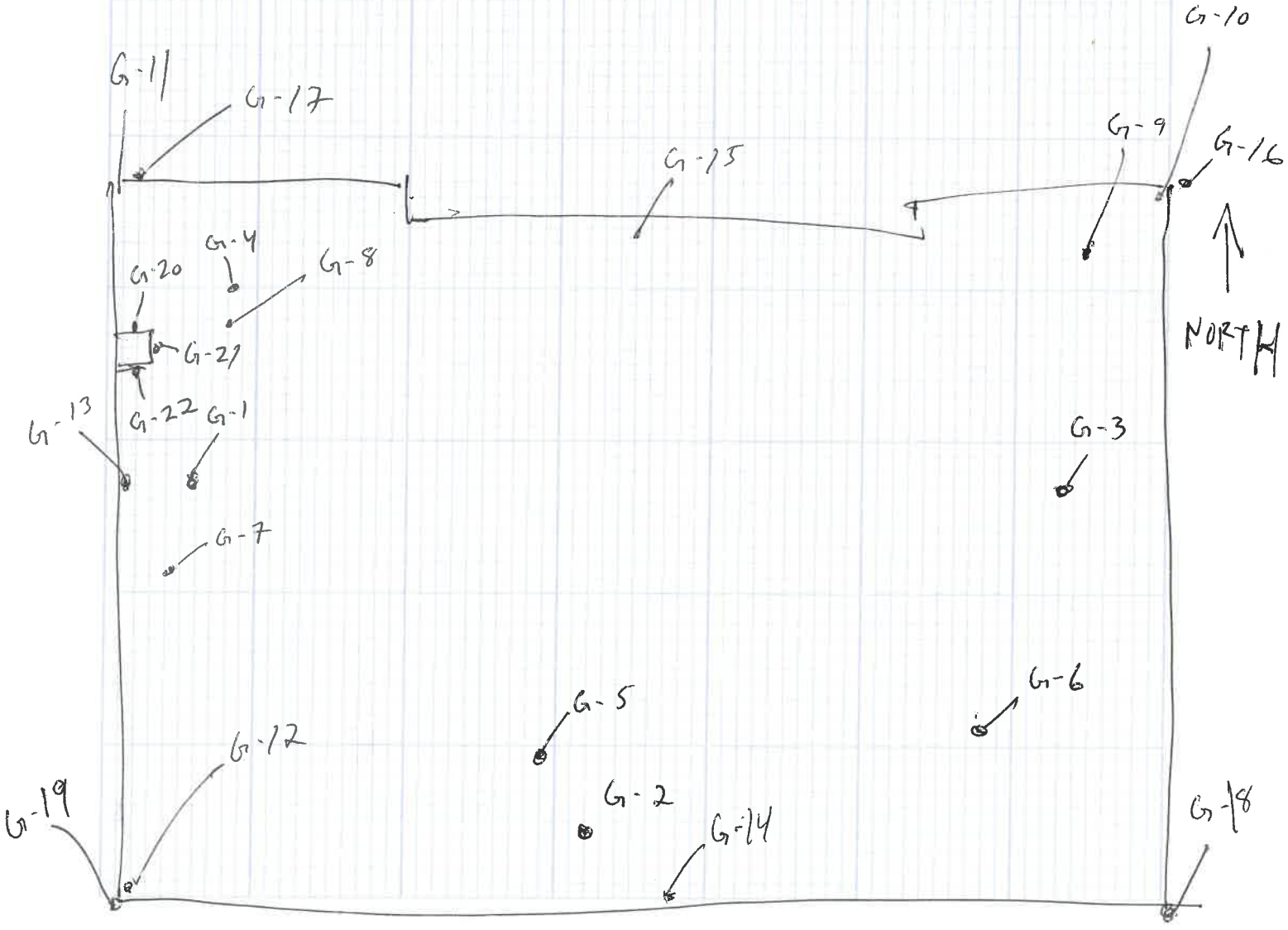

NV5

ALTA
ENVIRONMENTAL

Sheet _____ of _____

Project Name _____

Project No./Task No. _____

Calculated by _____ Date _____

Scale _____ Checked by _____ Date _____

BLDG A - MAIN OFFICE

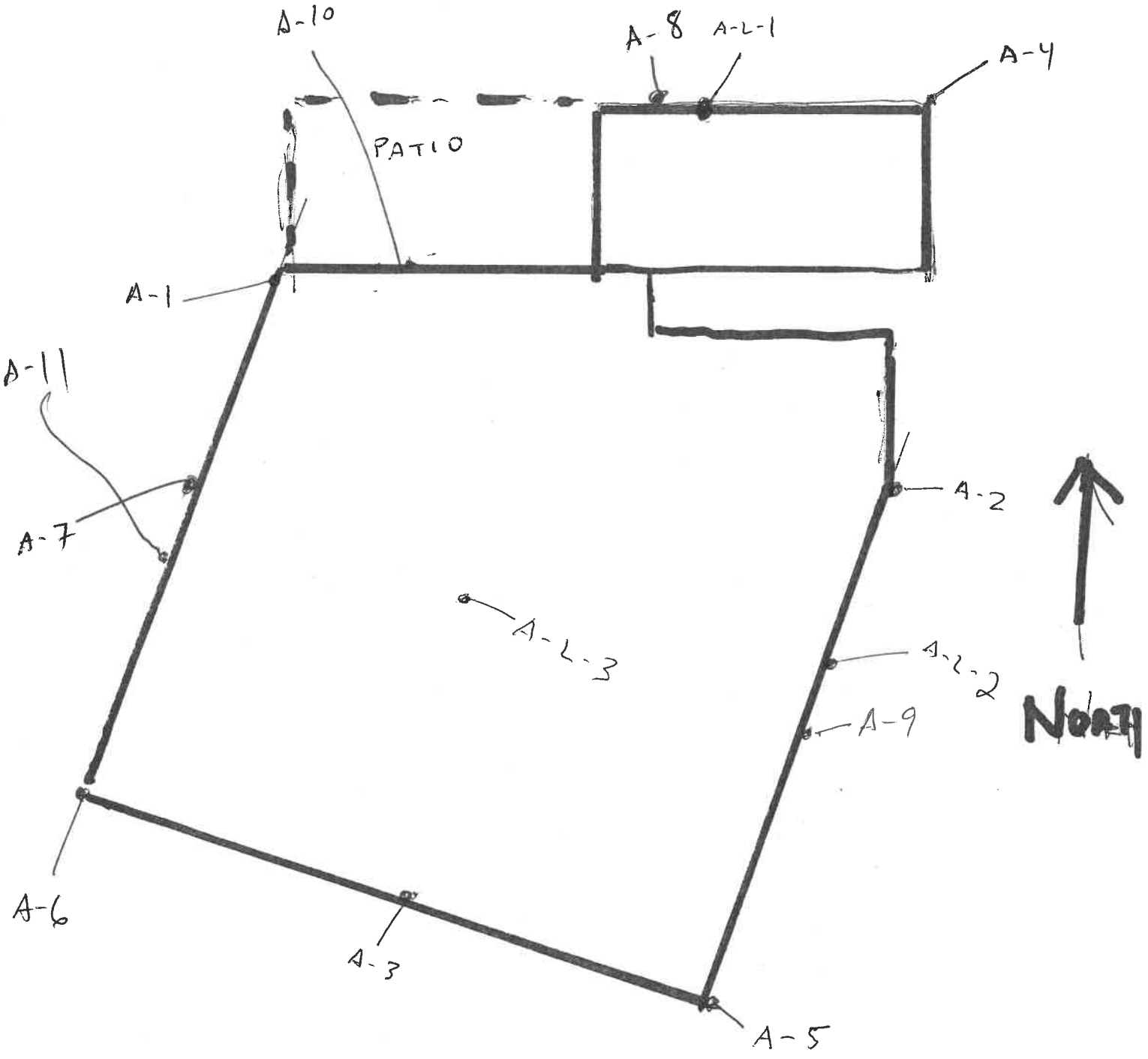

NV5

ALTA ENVIRONMENTAL

Sheet _____ of _____

Project Name _____

Project No./Task No. _____

Calculated by _____ Date _____

Scale _____

Checked by _____ Date _____

BLDG A - MAIN OFFICE

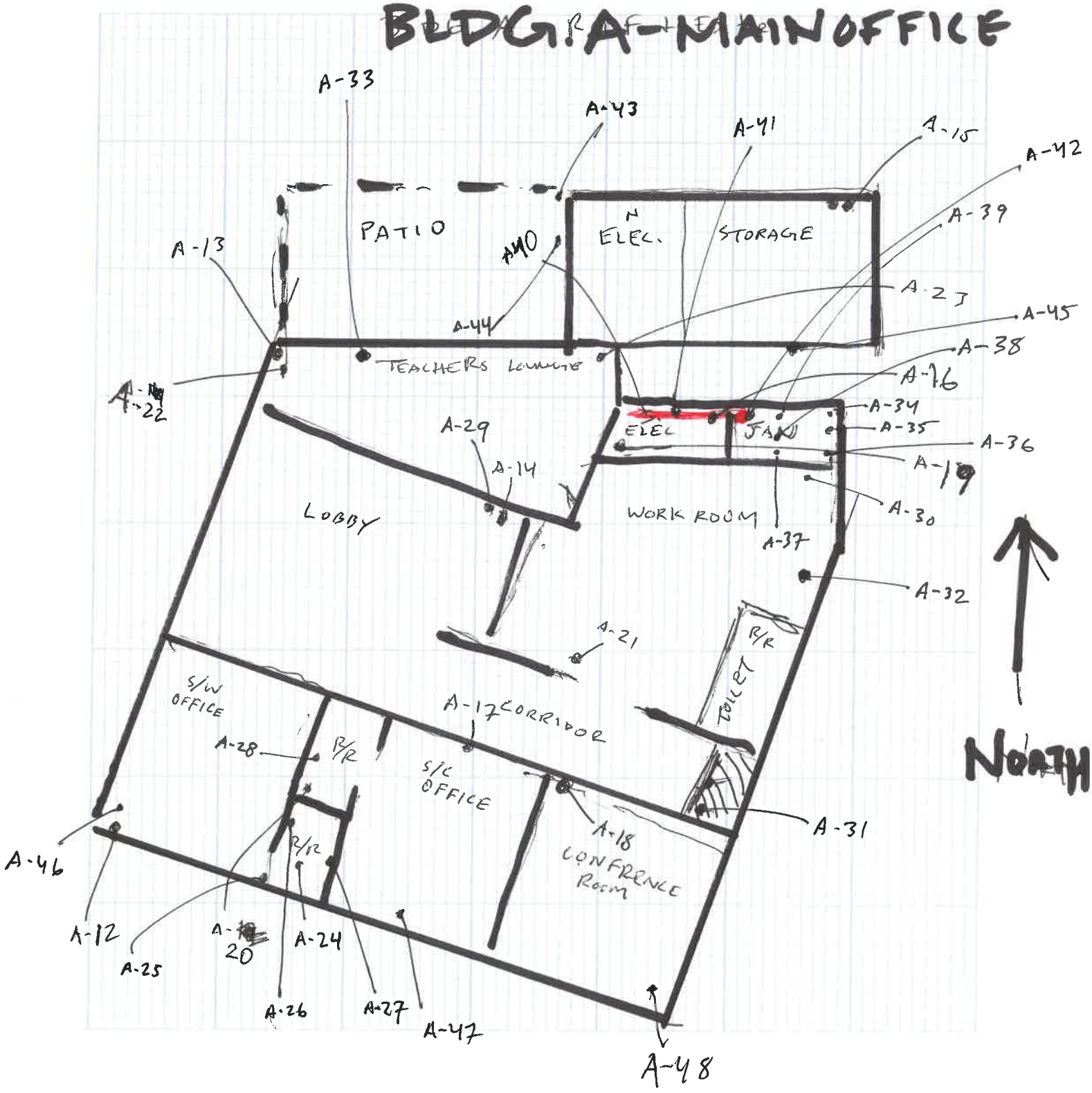

NV5

ALTA
ENVIRONMENTAL

Sheet ____ of ____

Project Name Juan Cabrillo

Project No./Task No. ____

Calculated by ____ Date Nov. 4

Checked by ____ Date ____

Scale Bldg C2

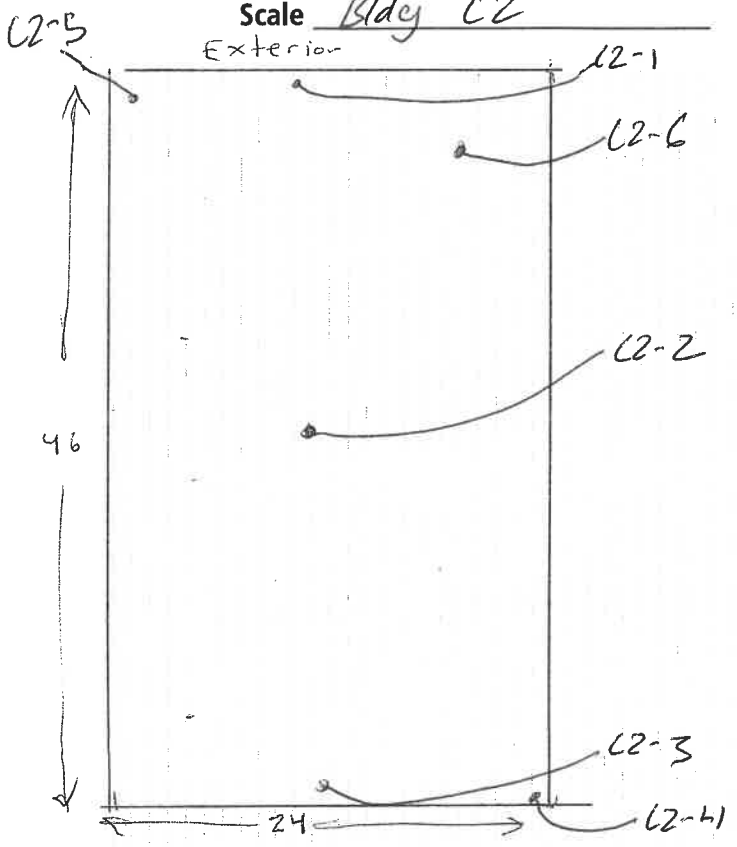

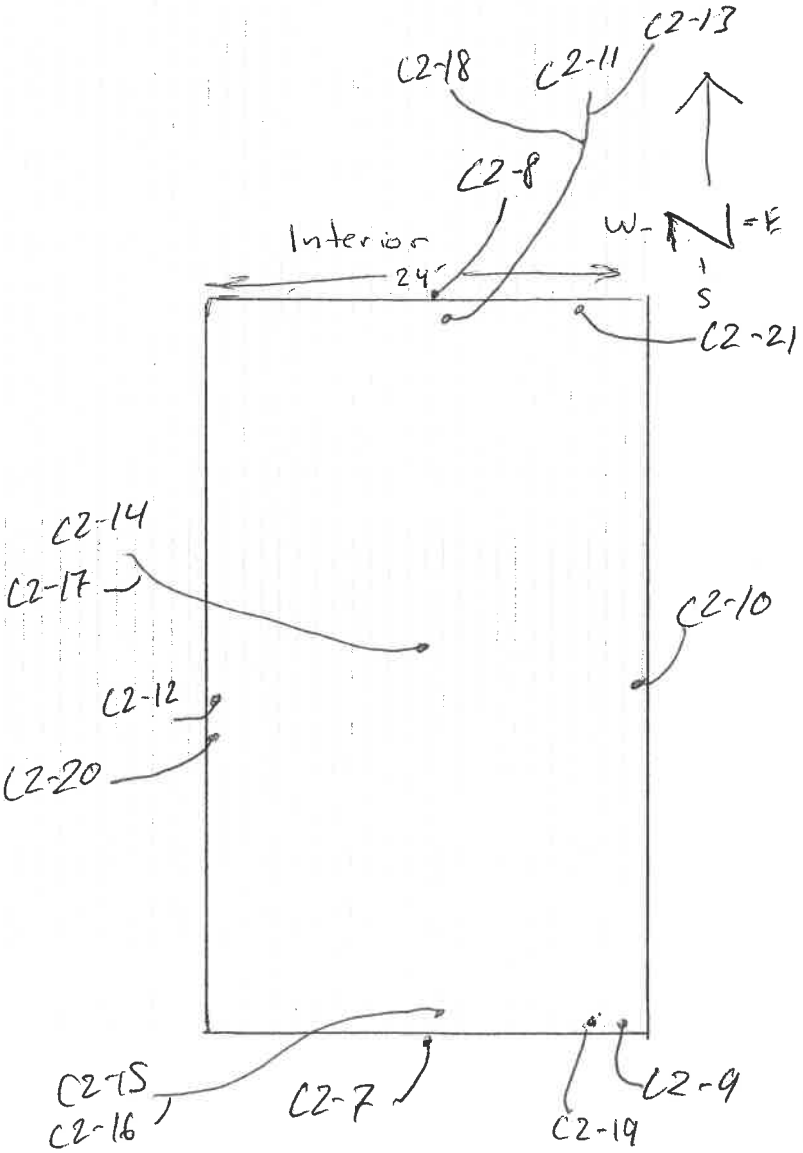

NV5

ALTA ENVIRONMENTAL

Sheet 1 of 1

Project Name Juan Cabrillo

Project No./Task No.

Calculated by ~~X~~ Date Nov. 4

Checked by ~~X~~ Date

Scale Bldg C3

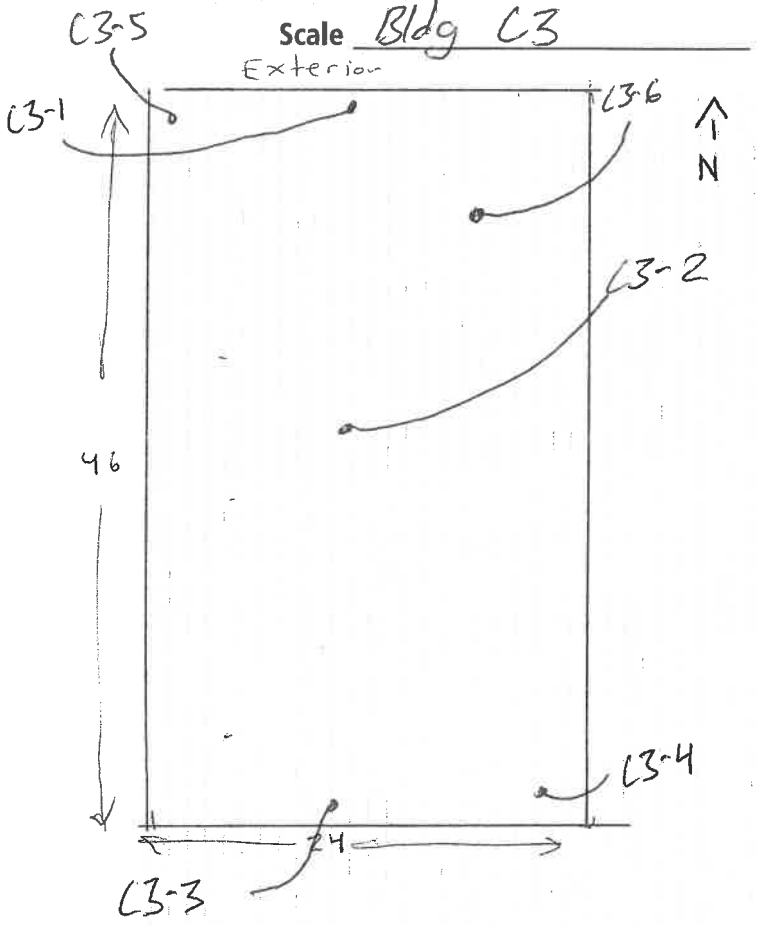

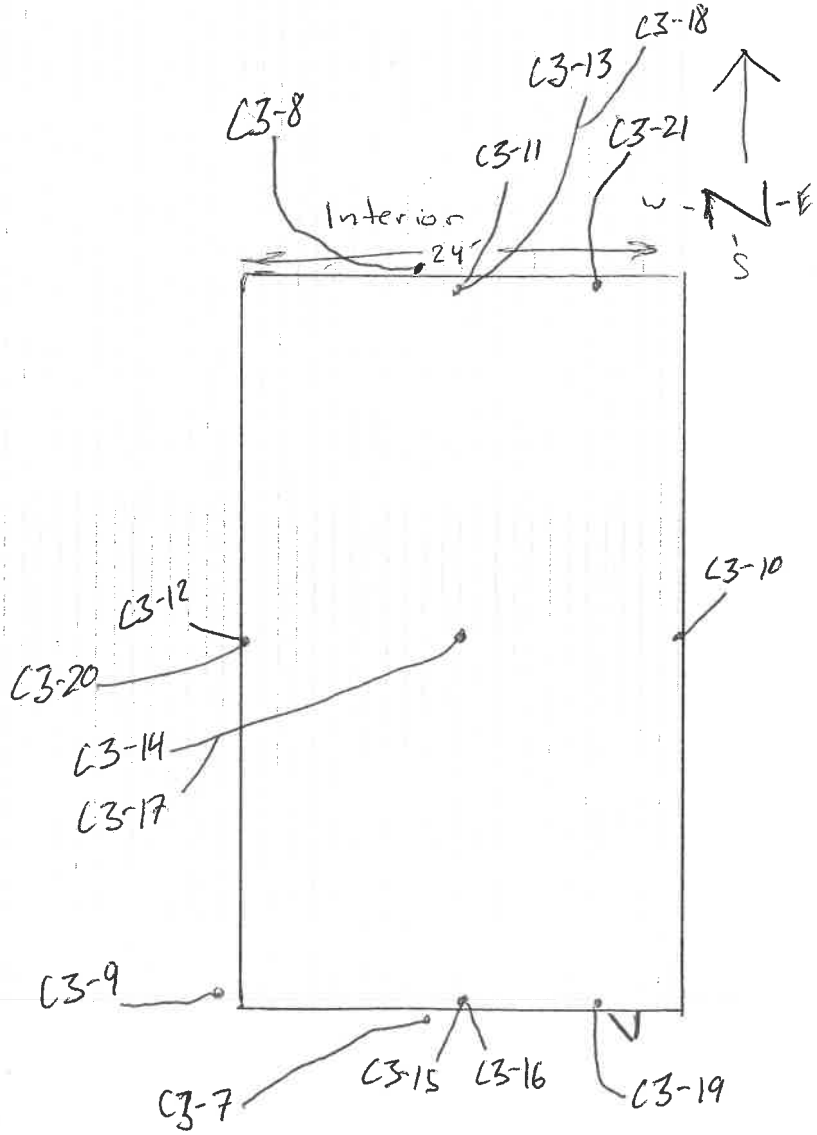

C-4 Portable

NV5

ALTA ENVIRONMENTAL

Sheet _____ of _____

Project Name Juan Cabrillo

Project No./Task No. _____

Calculated by _____ Date Nov. 4

Checked by _____ Date _____

Scale _____

SAMPLE DATE: 11/6/2020

SAMPLED BY: RANDY FLORES

JUAN CABRILLO E.S.

CSST 17-6019

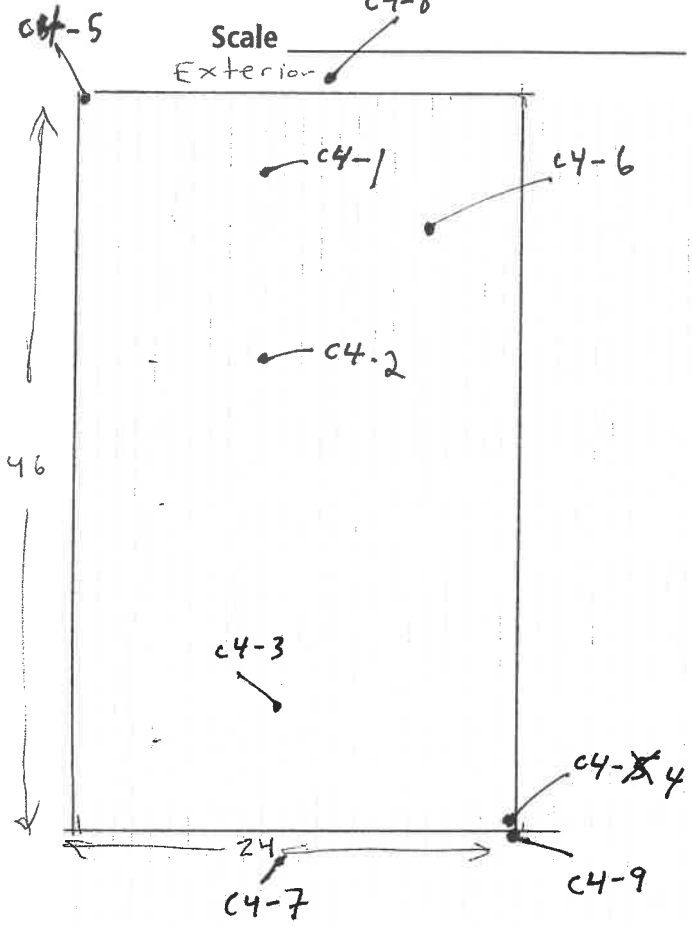

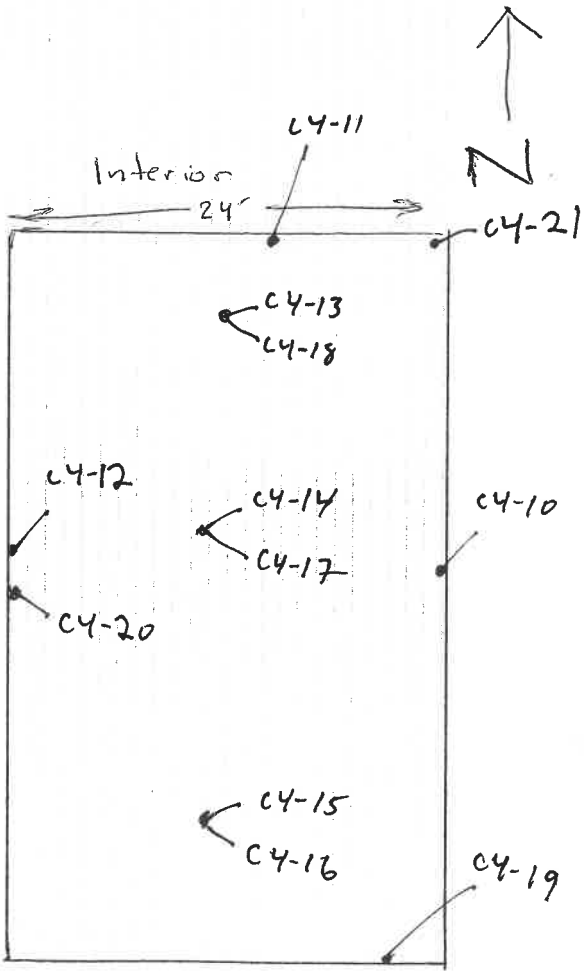

C-5 Portable

NV5

ALTA ENVIRONMENTAL

Sheet ____ of ____

Project Name Juan Cabrillo

Project No./Task No. ____

Calculated by ____ Date Nov. 4

Checked by ____ Date ____

Scale ____

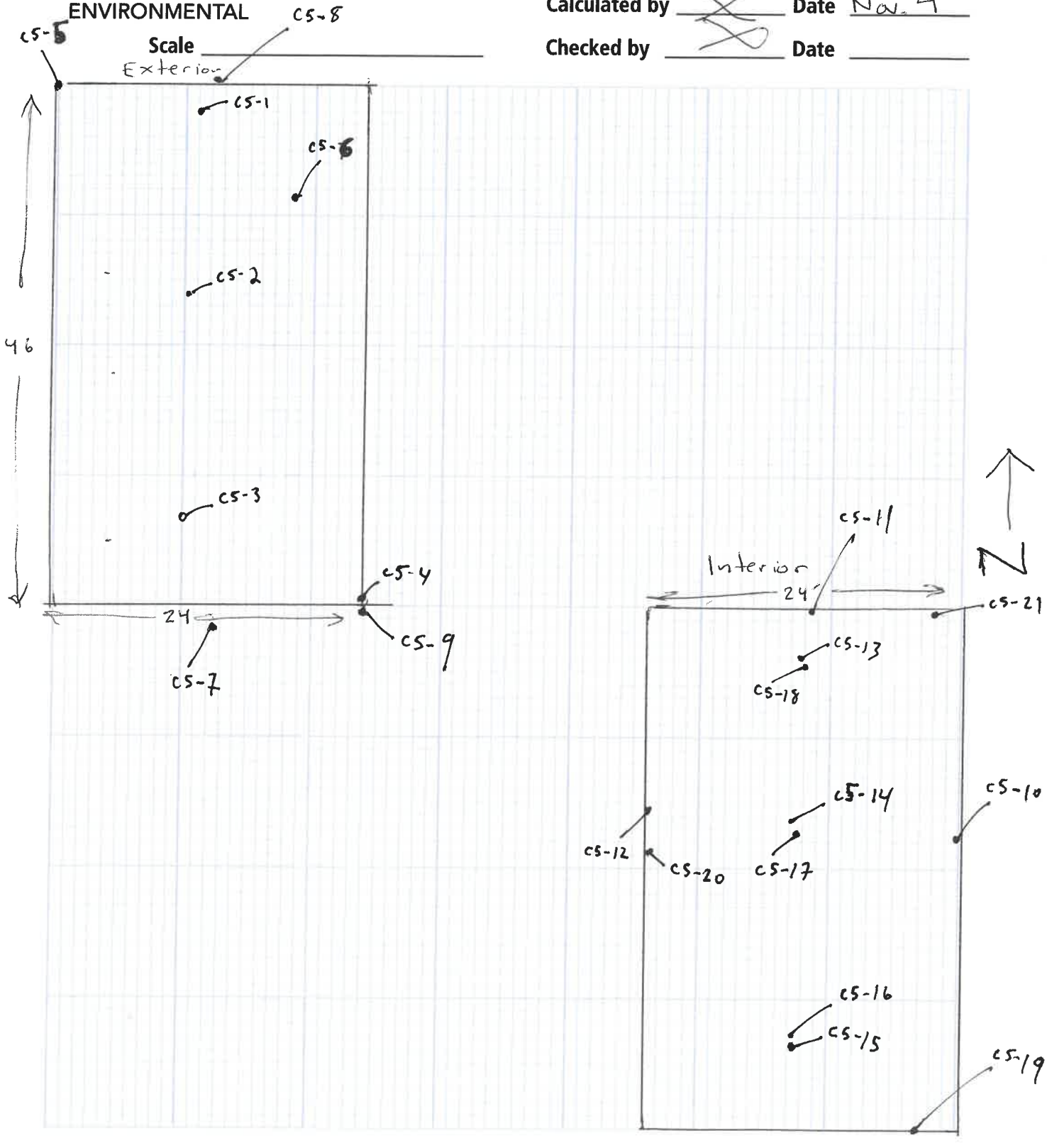

NV5

ALTA
ENVIRONMENTAL

Sheet _____ of _____

Project Name Juan Cabrillo

Project No./Task No. _____

Calculated by _____ Date Nov. 4

Checked by _____ Date _____

Scale Bldg C1

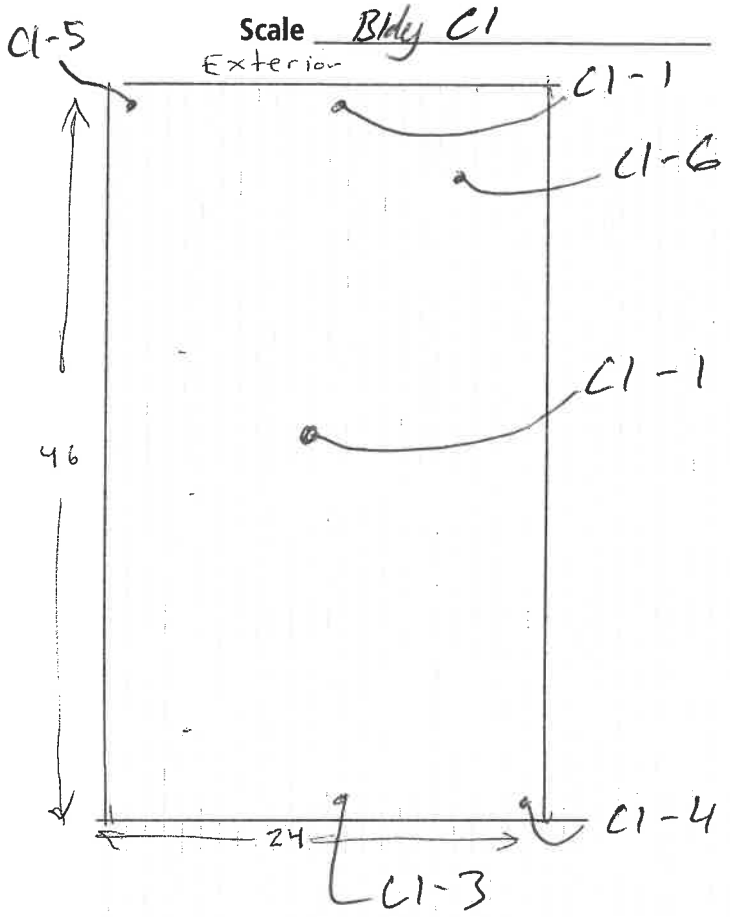

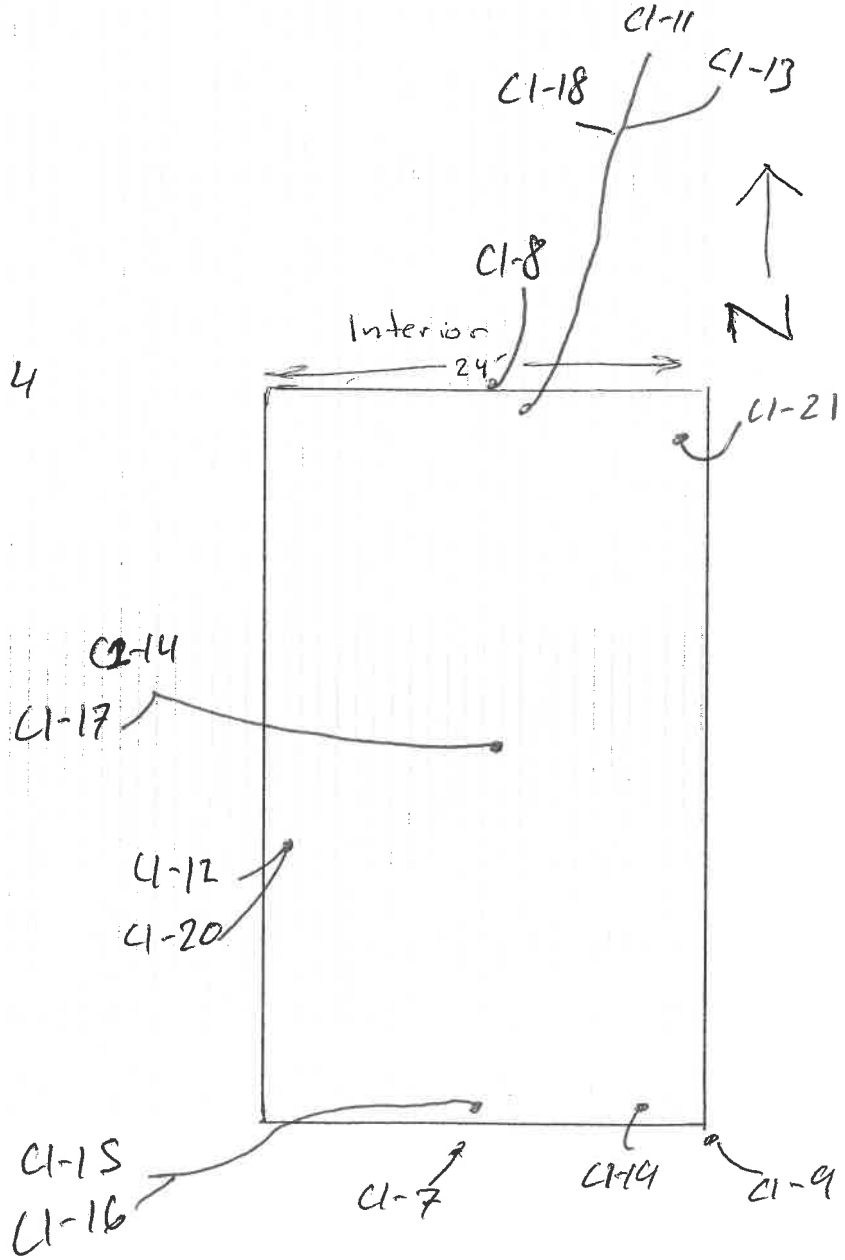

Appendix D

Employee Certifications

State of California
Division of Occupational Safety and Health

Certified Site Surveillance Technician

Name Jorge Robles

Certification No. 17-6028

Expires on 11/14/21

This certification was issued by the Division of Occupational Safety and Health as authorized by Sections 7180 et seq. of the Business and Professions Code.

California Department of PublicHealth

STATE OF CALIFORNIA
DEPARTMENT OF PUBLIC HEALTH

LEAD-RELATED CONSTRUCTION CERTIFICATE

INDIVIDUAL:	CERTIFICATE TYPE:	NUMBER:	EXPIRATION DATE:
Jorge Robles	Lead Sampling Technician	LRC-00003495	10/28/2021

Disclaimer: This document alone should not be relied upon to confirm certification status. Compare the individual's photo and name to another valid form of government issued photo identification. Verify the individual's certification status by searching for Lead-Related Construction Professionals at www.cdph.ca.gov/programs/clppb or calling (800) 597-LEAD.

California Department of PublicHealth

STATE OF CALIFORNIA
DEPARTMENT OF PUBLIC HEALTH

LEAD-RELATED CONSTRUCTION CERTIFICATE

INDIVIDUAL:	CERTIFICATE TYPE:	NUMBER:	EXPIRATION DATE:
Carbany Becerril	Lead Sampling Technician	LRC-00006242	5/8/2021

Disclaimer: This document alone should not be relied upon to confirm certification status. Compare the individual's photo and name to another valid form of government issued photo identification. Verify the individual's certification status by searching for Lead-Related Construction Professionals at www.cdph.ca.gov/programs/clppb or calling (800) 597-LEAD.

California Department of PublicHealth

STATE OF CALIFORNIA
DEPARTMENT OF PUBLIC HEALTH

LEAD-RELATED CONSTRUCTION CERTIFICATE

INDIVIDUAL:	CERTIFICATE TYPE:	NUMBER:	EXPIRATION DATE:
	Lead Sampling Technician	LRC-00004340	11/28/2021

Randolph flores

isclaimer: This document alone should not be relied upon to confirm certification status. Compare the individual's photo and name to another valid form of overnment issued photo identification. Verify the individual's certification status by searching for Lead-Related Construction Professionals at ww.cdph.ca.gov/programs/clppb or calling (800) 597-LEAD.

State of California
Division of Occupational Safety and Health
Certified Site Surveillance Technician

Name **Randolph J Flores**

Certification No. **17-6019**

Expires on **09/12/21**

This certification was issued by the Division of Occupational Safety and Health as authorized by Sections 7180 et seq. of the Business and Professions Code.

California Department of PublicHealth

STATE OF CALIFORNIA
DEPARTMENT OF PUBLIC HEALTH

LEAD-RELATED CONSTRUCTION CERTIFICATE

INDIVIDUAL:	CERTIFICATE TYPE:	NUMBER:	EXPIRATION DATE:
James Byers	Lead Inspector/Assessor	LRC-00001746	8/24/2021

Disclaimer: This document alone should not be relied upon to confirm certification status. Compare the individual's photo and name to another valid form of government issued photo identification. Verify the individual's certification status by searching for Lead-Related Construction Professionals at www.cdph.ca.gov/programs/clppb or calling (800) 597-LEAD.

State of California
Division of Occupational Safety and Health
Certified Asbestos Consultant

Name **James Charles Byers, Jr.**

Certification No. **06-4122**

Expires on **01/18/21**

This certification was issued by the Division of Occupational Safety and Health as authorized by Sections 7180 et seq. of the Business and Professions Code.

California Department of PublicHealth

STATE OF CALIFORNIA
DEPARTMENT OF PUBLIC HEALTH

LEAD-RELATED CONSTRUCTION CERTIFICATE

INDIVIDUAL:	CERTIFICATE TYPE:	NUMBER:	EXPIRATION DATE:
Christine Jordan	Lead Inspector/Assessor	LRC-00002523	9/25/2021

Disclaimer: This document alone should not be relied upon to confirm certification status. Compare the individual's photo and name to another valid form of government issued photo identification. Verify the individual's certification status by searching for Lead-Related Construction Professionals at www.cdph.ca.gov/programs/clppb or calling (800) 597-LEAD.

State of California
Division of Occupational Safety and Health
Certified Asbestos Consultant

Christine Jordan
Name

Certification No. **92-0215**

Expires on **07/09/21**

This certification was issued by the Division of Occupational Safety and Health as authorized by Sections 7180 et seq. of the Business and Professions Code.

Appendix E

Historical Surveys and Data

ASBESTOS SURVEY
PROJECT RECORD

Juan Cabrillo Elementary School
30237 Morningview Drive
Malibu, California 90265

Prepared for:

Santa Monica - Malibu Unified School District
1651 16th Street
Santa Monica, California 90404

Prepared by:

CTL Environmental Services
24404 South Vermont Avenue, Suite 307
Harbor City, California 90710
(310) 530-5006

March 20, 2007
CTL Project No. 107-0008

TABLE OF CONTENTS

EXECUTIVE SUMMARY

INVESTIGATION 1

METHODOLOGY 1

RESULTS 2

RECOMMENDATIONS 4

ASSUMPTIONS AND LIMITATIONS 4

TABLES/APPENDICES

A. Material Inventories:

Summary of Bulk Sample Analysis
Sample Identification
Sample Description
Estimated Quantities

B. Laboratory Analysis Reports

C. Sample Location Map

D. CTL Employee Certifications

E. Previous Survey Record

EXECUTIVE SUMMARY

CTL Environmental Services

24404 South Vermont Avenue, Suite 307 • Harbor City, CA 90710 • TEL: (310) 530-5006 • FAX: (310) 530-0792

REPORTED: March 20, 2007 **CTL JOB NO.:** 107-0008

CLIENT: Santa Monica - Malibu Unified School District
1651 16th Street
Santa Monica, California 90404

ATTENTION: Mr. Wally Barriman

RE: **Asbestos Survey**
Juan Cabrillo Elementary School
30237 Morningview Drive
Malibu, California 90265

INVESTIGATION

On February 20, 2007, CTL Environmental Services (CTL) conducted an investigation for the presence of asbestos-containing materials (ACMs) at the subject property. The survey included:

(a) Review of existing survey information
(b) An investigation to locate accessible suspect ACMs;
(c) Physical assessment of suspect materials;
(d) The collection of bulk samples from suspect materials;
(e) Laboratory analysis of all collected samples

Santa Monica - Malibu Unified School District, located in Santa Monica, California, retained CTL for this investigation. Victor Sanchez, an EPA-accredited Building Inspector and Cal-OSHA Certified Site Surveillance Technician employed by CTL, conducted the sampling.

METHODOLOGY

The sampling was conducted using guidelines set forth in Federal Register *40 CFR Part 763.*

Based on the requirements of the United States Environmental Protection Agency (USEPA) as set forth in *40 CFR 763*, a homogeneous area is defined as "an area of surfacing material, thermal system insulation material, or miscellaneous material that is uniform in color and texture. Furthermore, the regulation requires that a minimum number of samples be collected from each identified homogeneous area. If one sample in a homogeneous area is found to contain asbestos, the entire homogeneous area is considered to be asbestos containing.

This report applies only to the sample, or samples, investigated and is not necessarily indicative of the quality or condition of apparently identical or similar material or products. As a mutual protection to clients, the public and the Laboratories, this report is submitted and accepted for the exclusive use of the client to whom it is addressed and upon the condition that it is not to be used, in whole or in part, in any advertising or publicity matter without prior written authorization from the Laboratories.

It is possible that one sample out of a set of samples collected from a homogeneous area can be positive for asbestos and the remaining samples in the homogeneous area are negative. However, the entire area must be considered as asbestos containing.

Caution is advised in interpreting results provided herein.

Bulk samples collected from the subject site were subsequently analyzed by Polarized Light Microscopy (PLM) for asbestos content in accordance with the USEPA *Determination of Asbestos in Bulk Building Materials: EPA/600/R-93/116*, July 1993, at AmeriSci Los Angeles a NVLAP-accredited laboratory in Carson, California.

RESULTS

The following samples were found to be asbestos-containing:

Building A

MATERIAL	SAMPLE NUMBER	MATERIAL LOCATION	ASBESTOS CONTENT
Stucco	7556 - 7560	Exterior walls	<1% Chrysotile

Building B

MATERIAL	SAMPLE NUMBER	MATERIAL LOCATION	ASBESTOS CONTENT
Exterior stucco	7549 - 7565	Exterior walls	3% Chrysotile
Sink Undercoat	C2801-C2803	Under sinks of all classrooms	25%-30% chrysotile
Chalkboard mastic	Not sampled to avoid damage	All classrooms (did not sampled to avoid damage)	Assumed

Building C

MATERIAL	SAMPLE NUMBER	MATERIAL LOCATION	ASBESTOS CONTENT
Sink Undercoat	C2801-C2803	Under sinks of all classrooms	25%-30% Chrysotile
Chalkboard mastic	Not sampled to avoid damage	All classrooms (did not sampled to avoid damage)	Assumed

Building D

MATERIAL	SAMPLE NUMBER	MATERIAL LOCATION	ASBESTOS CONTENT
Joint compound, drywall, drywall joint compound	7591 - 7596	Rooms 12-15 and bathrooms, Heater closets of electrical closets	None Detected - 2% Chrysotile
Sink Undercoat	C2801-C2803	Under sinks of all classrooms	25%-30% Chrysotile
Chalkboard mastic	Not sampled to avoid damage	All classrooms (did not sampled to avoid damage)	Assumed
12" reddish brown floor tile with white streaks and mastic	C0301	Classroom 13 (under new 12" floor tile)	2%-10% Chrysotile
Duct insulation	C1601	Mechanical room	30% Chrysotile

Building E

MATERIAL	SAMPLE NUMBER	MATERIAL LOCATION	ASBESTOS CONTENT
Rough plaster walls	7602 - 7605	Reading room, audio visual, work room, office, electrical closet of mechanical room	None Detected - <1% Chrysotile
Sink Undercoat	C2801-C2803	Under sinks of all classrooms	25%-30% Chrysotile
Chalkboard mastic	Not sampled to avoid damage	All classrooms (did not sampled to avoid damage)	Assumed
Exterior wall stucco	C0903	All exterior walls	2% Chrysotile
9" tan floor tile with white streaks and mastic	C2601	Work room (under new floor tile)	3%-40% Chrysotile

Building F

MATERIAL	SAMPLE NUMBER	MATERIAL LOCATION	ASBESTOS CONTENT
Sink Undercoat	C2801-C2803	Under sinks of all classrooms	25%-30% chrysotile
Chalkboard mastic	Not sampled to avoid damage	All classrooms (did not sampled to avoid damage)	Assumed
9" gray floor tile with white streaks and mastic	C0401	All classrooms except room 19	5%-10% chrysotile
Exterior wall stucco	C0901-C0902	All exterior walls	2% chrysotile
Exterior ceiling stucco	C1001-C1003	Exterior overhangs	2% chrysotile

Cottage A & B

MATERIAL	SAMPLE NUMBER	MATERIAL LOCATION	ASBESTOS CONTENT
Roof mastic	7619	Cottage A & B	5% Chrysotile

The results for all other materials sampled were reported as "None Detected" based upon the limitations of the analytical method. Please refer to the attached Material Inventory for a complete listing of materials sampled, locations and material conditions.

If any materials are found to contain more than one-tenth of one percent asbestos by weight as determined by Polarized Light Microscopy (PLM) method of analysis, Cal-OSHA mandates that the material(s) be treated as an asbestos-containing construction material (ACCM) and are subject to regulation under *CCR Title 8, Section 1529.*

If any materials are found to contain more than one percent asbestos by weight as determined by Polarized Light Microscopy (PLM) method of analysis, U.S. EPA mandates that the material(s) be treated as asbestos containing materials (ACM) and are subject to regulation under *40 CFR 61.*

The Occupational Safety and Health Administration (OSHA) considers sheetrock (drywall) and joint compound to be separate materials and therefore must be analyzed separately for asbestos content (OSHA Standards Interpretation and Compliance Letters 04/28/1997 – Sheetrock and Joint Compound).

All repair and/or removal work and subsequent disposal should be performed by a licensed asbestos abatement contractor prior to any disturbance of any materials determined to contain asbestos.

For the ACMs identified in this report, dry sawing, sanding, or drilling should be avoided. Additional suspect materials may be exposed during demolition and/or renovation activities; such materials should be sampled and analyzed prior to further disturbance.

RECOMMENDATIONS

Asbestos-containing materials should be monitored and maintained as part of the school's operations and maintenance program until renovation or demolition activities require removal, or until material becomes significantly damaged, or the hazard potential changes. Remove or repair these items when practical and cost effective in conjunction with an EPA-accredited Project Designer.

ASSUMPTIONS AND LIMITATIONS

This report has been prepared for the exclusive use of Santa Monica - Malibu Unified School District. In performing our professional services, we have applied present engineering and scientific judgment and used a level of effort consistent with the standard of practice measured on the date of work in the locale of the project site for similar type studies.

CTL has relied in good faith upon representations and information furnished by individuals with respect to operations and existing property conditions to the extent that they have not been contradicted by data obtained from other sources. Accordingly, CTL accepts no responsibility for any deficiencies, omissions, misrepresentations, or fraudulent acts of persons interviewed. In addition, CTL will not accept liability for any loss, injury, claim, or damage arising directly or indirectly from any use or reliance on this report. CTL makes no warranty, expressed or implied.

Material quantities are in some cases listed within this document. These quantities are not intended to be used for removal bidding purposes, nor is this document intended as a contract manual. Work methods and sequence, coordination of participants, applicable codes, engineering controls, required submittals, and notifications should in all cases be addressed in a separate and independent bidding and contract document.

If you have any questions, please feel free to contact the undersigned at (310) 530-5006. CTL appreciates the opportunity to be of service to Santa Monica - Malibu Unified School District.

Prepared by,
CTL Environmental Services

Cesar Ruvalcaba
Project Manager, Hazardous Materials Division
Certified Asbestos Consultant
Cal-OSHA Cert. #92-0218

Reviewed by,

Marie Tullai, CIH
Director, Hazardous Materials Division
Certified Asbestos Consultant
Cal-OSHA Cert. #92-0218

CR/lb

Attachments

APPENDIX A

MATERIAL INVENTORIES:

SUMMARY OF BULK SAMPLE ANALYSIS
SAMPLE IDENTIFICATION
SAMPLE DESCRIPTION
ESTIMATED QUANTITIES

MATERIAL INVENTORY
ASBESTOS

CLIENT: Santa Monica-Malibu Unified School District
PROJECT NO: 107-0008
PROJECT NAME: Juan Cabrillo Elementary School

Building A

MATERIAL	SAMPLE NUMBER	ASBESTOS CONTENT	SAMPLE LOCATION	MATERIAL LOCATION	APPROX. QTY.	FRIABLE	DAMAGE
Gray rolled on roof core	7554	None Detected	Northeast corner	Roof	2,700 sq. ft.	No	No
Roof mastic	7555	None Detected	Northwest corner	Roof penetrations	30 sq. ft.	No	No
Stucco	7556	<1% Chrysotile	Northeast corner	Exterior walls	2,500 sq. ft.	No	No
Stucco	7557	None Detected	North center	Exterior walls	2,500 sq. ft.	No	No
Stucco	7558	None Detected	Northwest	Exterior walls	2,500 sq. ft.	No	No
Stucco	7559	None Detected	Southeast	Exterior walls	2,500 sq. ft.	No	No
Stucco	7560	None Detected	Southwest	Exterior walls	2,500 sq. ft.	No	No

NOTE: *According to information received by the client, the interior of this building was completely renovated in 1992. This area was not inspected during this survey.*

APPENDIX B

LABORATORY ANALYSIS REPORTS

AmeriSci Los Angeles
24416 SOUTH MAIN STREET • SUITE 308
CARSON, CA 90745
TEL: (310) 834-4868 • FAX: (310) 834-4772

February 27, 2007

CTL Environmental Services
Attn: Cesar R.
24404 S. Vermont Ave.
Suite 307
Harbor City, CA 90710

RE: CTL Environmental Services
Job Number 907021591
P.O. # 30884
107-0008; Juan Carrillo ES; Santa Monica/Malibu USD

Dear Cesar R.:

Enclosed are the results for polarized light microscopy analysis (PLM) of the following CTL Environmental Services samples received at AmeriSci on Thursday, February 22, 2007, for a 5 day turnaround:

7554, 7555, 7556, 7557, 7558, 7559, 7560, 7581, 7582, 7583, 7620, 7584, 7547, 7548, 7549, 7550, 7551, 7552, 7553, 7565, 7561, 7562, 7563, 7564, 7567, 7568, 7585, 7586, 7587, 7588, 7589, 7590, 7591, 7592, 7593, 7594, 7595, 7596, 7569, 7570, 7571, 7572, 7573, 7574, 7575, 7576, 7577, 7602, 7603, 7604, 7605, 7606, 7607, 7608, 7600, 7578, 7579, 7597, 7598, 7599, 7601, 7609, 7610, 7611, 7612, 7613, 7614, 7615, 7616, 7617, 7618, 7619, 7566, 7580

The 74 samples contained in Ziplock Bags were shipped to AmeriSci via Hand delivery. These samples were prepared and analyzed according to the EPA Interim Method (EPA 600/M4-82-020 per 40 CFR 763, subpt F, App. A). The samples were evaluated for homogeneity by low power stereomicroscopy. Asbestos fibers were identified by PLM and dispersion staining through the determination of the required optical properties including: morphology, color, pleochroism, refractive indices, birefringence, extinction and sign of elongation. The required analytical information, analysis results, analyst signature and laboratory identification is contained in the Analyst's Report.

This report relates ONLY to the sample analysis expressed as percent asbestos. AmeriSci assumes no responsibility for customer supplied data such as "sample type", "location", or "area sampled". This report must not be used to claim product endorsement by AmeriSci, NVLAP or any agency of the U. S. Government. The National Institute of Standards and Technology Accreditation requirements mandate that this report must not be reproduced, except in full without the written approval of the laboratory. This report may contain specific data not covered by NVLAP or ELAP accreditations respectively, if so identified in relevant footnotes.

AmeriSci appreciates this opportunity to serve your organization. Please contact us for any further assistance or with any questions.

Sincerely,

Mary S. David
Client Services Manager

AmeriSci Los Angeles
24416 S. Main Street, Ste 308
Carson, California 90745
TEL: (310) 834-4868 • FAX: (310) 834-4772

PLM Bulk Asbestos Report

CTL Environmental Services
Attn: Cesar R.
24404 S. Vermont Ave.
Suite 307
Harbor City, CA 90710

Date Received 02/22/07
Date Examined 02/27/07

AmeriSci Job No. 907021591
P.O. # 30884
Page 1 **of** 15

RE 107-0008; Juan Carrillo ES; Santa Monica/Malibu USD

Client No. / HGA	Lab No.	Asbestos Present	Total % Asbestos
7554	907021591-01	*No*	NAD (by CVES) by Raymundo Orozco on 02/27/07
	Location: Grey Rolled-On Roof Core		
	Description: Black, Heterogeneous, Fibrous, Bulk Material		
	Asbestos Types:		
	Other Material: Cellulose 5 %, Fibrous glass 10 %, Non-fibrous 85 %		
7555	907021591-02	*No*	NAD (by CVES) by Raymundo Orozco on 02/27/07
	Location: Roof Mastic		
	Description: Black, Heterogeneous, Fibrous, Bulk Material		
	Asbestos Types:		
	Other Material: Cellulose 5 %, Non-fibrous 95 %		
7556 A	907021591-03	*Yes*	Trace (<1 %) (by CVES) by Raymundo Orozco on 02/27/07
	Location: Stucco		
	Description: Grey, Heterogeneous, Non-Fibrous, Cementitious, Bulk Material		
	Asbestos Types: Chrysotile <1. %		
	Other Material: Non-fibrous 100 %		
7557 A	907021591-04	*No*	NAD (by CVES) by Raymundo Orozco on 02/27/07
	Location: Stucco		
	Description: Grey, Heterogeneous, Non-Fibrous, Cementitious, Bulk Material		
	Asbestos Types:		
	Other Material: Non-fibrous 100 %		
7558 A	907021591-05	*No*	NAD (by CVES) by Raymundo Orozco on 02/27/07
	Location: Stucco		
	Description: Grey, Heterogeneous, Non-Fibrous, Cementitious, Bulk Material		
	Asbestos Types:		
	Other Material: Non-fibrous 100 %		

See Reporting notes on last page

PLM Bulk Asbestos Report

107-0008; Juan Carrillo ES; Santa Monica/Malibu USD

Client No. / HGA	Lab No.	Asbestos Present	Total % Asbestos
7559 A	907021591-06	*No*	NAD (by CVES) by Raymundo Orozco on 02/27/07

Location: Stucco
Description: Grey, Heterogeneous, Non-Fibrous, Cementitious, Bulk Material
Asbestos Types:
Other Material: Non-fibrous 100 %

7560 A	907021591-07	*No*	NAD (by CVES) by Raymundo Orozco on 02/27/07

Location: Stucco
Description: Grey, Heterogeneous, Non-Fibrous, Cementitious, Bulk Material
Asbestos Types:
Other Material: Non-fibrous 100 %

7581	907021591-08L1	*No*	NAD (by CVES) by Raymundo Orozco on 02/27/07

Location: 12x12 Gray Speckled Flr Tile W/ Leveling Compound
Description: Grey, Homogeneous, Non-Fibrous, Floor Tile
Asbestos Types:
Other Material: Non-fibrous 100 %

7581	907021591-08L2	*No*	NAD (by CVES) by Raymundo Orozco on 02/27/07

Location: 12x12 Gray Speckled Flr Tile W/ Leveling Compound
Description: Yellow, Homogeneous, Non-Fibrous, Mastic
Asbestos Types:
Other Material: Cellulose 3 %, Non-fibrous 97 %

7581	907021591-08L3	*No*	NAD (by CVES) by Raymundo Orozco on 02/27/07

Location: 12x12 Gray Speckled Flr Tile W/ Leveling Compound
Description: White, Homogeneous, Non-Fibrous, Leveling Compound
Asbestos Types:
Other Material: Non-fibrous 100 %

7582	907021591-09	*No*	NAD (by CVES) by Raymundo Orozco on 02/27/07

Location: 12x12 Straight Line Wall Tile
Description: Brown/White, Heterogeneous, Fibrous, Bulk Material
Asbestos Types:
Other Material: Cellulose 10 %, Non-fibrous 90 %

See Reporting notes on last page

PLM Bulk Asbestos Report

107-0008; Juan Carrillo ES; Santa Monica/Malibu USD

Client No. / HGA	Lab No.	Asbestos Present	Total % Asbestos
7583	907021591-10	*No*	NAD (by CVES) by Raymundo Orozco on 02/27/07
	Location: 2x4 Fissured Ceiling Panel		
	Description: Grey, Heterogeneous, Fibrous, Bulk Material		
	Asbestos Types:		
	Other Material: Cellulose 77 %, Fibrous glass 3 %, Non-fibrous 20 %		
7620	907021591-11L1	*No*	NAD (by CVES) by Raymundo Orozco on 02/27/07
	Location: 4 in Gray Covebase & Glue		
	Description: Grey, Homogeneous, Non-Fibrous, Cove Base		
	Asbestos Types:		
	Other Material: Non-fibrous 100 %		
7620	907021591-11L2	*No*	NAD (by CVES) by Raymundo Orozco on 02/27/07
	Location: 4 in Gray Covebase & Glue		
	Description: Cream, Homogeneous, Non-Fibrous, Mastic		
	Asbestos Types:		
	Other Material: Non-fibrous 100 %		
7584	907021591-12	*No*	NAD (by CVES) by Raymundo Orozco on 02/27/07
	Location: Smooth Plaster		
	Description: Beige, Heterogeneous, Non-Fibrous, Cementitious, Bulk Material		
	Asbestos Types:		
	Other Material: Non-fibrous 100 %		
7547	907021591-13	*No*	NAD (by CVES) by Raymundo Orozco on 02/27/07
	Location: Gravel Roof Core		
	Description: Black, Heterogeneous, Fibrous, Bulk Material		
	Asbestos Types:		
	Other Material: Cellulose 10 %, Fibrous glass 20 %, Non-fibrous 70 %		
7548	907021591-14	*No*	NAD (by CVES) by Raymundo Orozco on 02/27/07
	Location: Roof Mastic		
	Description: Black, Heterogeneous, Fibrous, Bulk Material		
	Asbestos Types:		
	Other Material: Cellulose 10 %, Non-fibrous 90 %		

See Reporting notes on last page

PLM Bulk Asbestos Report

107-0008; Juan Carrillo ES; Santa Monica/Malibu USD

Client No. / HGA	Lab No.	Asbestos Present	Total % Asbestos
7549 B	907021591-15	*Yes*	3 % (by CVES) by Raymundo Orozco on 02/27/07
Location: Stucco			
Description: Black / Grey, Heterogeneous, Fibrous, Cementitious, Bulk Material			
Asbestos Types: Chrysotile 3.0 %			
Other Material: Non-fibrous 97 %			
7550 B	907021591-16		NA/PS
Location: Stucco			
Description: Bulk Material			
Asbestos Types:			
Other Material:			
7551 B	907021591-17		NA/PS
Location: Stucco			
Description: Bulk Material			
Asbestos Types:			
Other Material:			
7552 B	907021591-18		NA/PS
Location: Stucco			
Description: Bulk Material			
Asbestos Types:			
Other Material:			
7553 B	907021591-19		NA/PS
Location: Stucco			
Description: Bulk Material			
Asbestos Types:			
Other Material:			
7565 B	907021591-20		NA/PS
Location: Stucco			
Description: Bulk Material			
Asbestos Types:			
Other Material:			

See Reporting notes on last page

PLM Bulk Asbestos Report

107-0008; Juan Carrillo ES; Santa Monica/Malibu USD

Client No. / HGA	Lab No.	Asbestos Present	Total % Asbestos
7561 C	907021591-21 **Location:** Stucco	*No*	NAD (by CVES) by Raymundo Orozco on 02/27/07
Description: Black / Grey, Heterogeneous, Non-Fibrous, Cementitious, Bulk Material **Asbestos Types:** **Other Material:** Non-fibrous 100 %			
7562 C	907021591-22 **Location:** Stucco	*No*	NAD (by CVES) by Raymundo Orozco on 02/27/07
Description: Black / Grey, Heterogeneous, Non-Fibrous, Cementitious, Bulk Material **Asbestos Types:** **Other Material:** Non-fibrous 100 %			
7563 C	907021591-23 **Location:** Stucco	*No*	NAD (by CVES) by Raymundo Orozco on 02/27/07
Description: Black / Grey, Heterogeneous, Non-Fibrous, Cementitious, Bulk Material **Asbestos Types:** **Other Material:** Non-fibrous 100 %			
7564 C	907021591-24 **Location:** Stucco	*No*	NAD (by CVES) by Raymundo Orozco on 02/27/07
Description: Black / Grey, Heterogeneous, Non-Fibrous, Cementitious, Bulk Material **Asbestos Types:** **Other Material:** Non-fibrous 100 %			
7567	907021591-25 **Location:** Gray Rolled On Roof Core	*No*	NAD (by CVES) by Raymundo Orozco on 02/27/07
Description: Black, Heterogeneous, Fibrous, Bulk Material **Asbestos Types:** **Other Material:** Fibrous glass 15 %, Non-fibrous 85 %			
7568	907021591-26 **Location:** Roof Mastic	*No*	NAD (by CVES) by Raymundo Orozco on 02/27/07
Description: Black, Homogeneous, Non-Fibrous, Bulk Material **Asbestos Types:** **Other Material:** Non-fibrous 100 %			

See Reporting notes on last page

PLM Bulk Asbestos Report

107-0008; Juan Carrillo ES; Santa Monica/Malibu USD

Client No. / HGA	Lab No.	Asbestos Present	Total % Asbestos
7585	907021591-27	*No*	NAD (by CVES) by Raymundo Orozco on 02/27/07
	Location: Drywall		
	Description: Brown, Heterogeneous, Fibrous, Bulk Material		
	Asbestos Types:		
	Other Material: Cellulose 15 %, Non-fibrous 85 %		
7586	907021591-28	*No*	NAD (by CVES) by Raymundo Orozco on 02/27/07
	Location: Drywall Joint Comp.		
	Description: Beige, Homogeneous, Non-Fibrous, Bulk Material		
	Asbestos Types:		
	Other Material: Non-fibrous 100 %		
7587 C1	907021591-29	*No*	NAD (by CVES) by Raymundo Orozco on 02/27/07
	Location: Drywall Joint Comp.		
	Description: Beige, Homogeneous, Non-Fibrous, Bulk Material		
	Asbestos Types:		
	Other Material: Non-fibrous 100 %		
7588 C1	907021591-30	*No*	NAD (by CVES) by Raymundo Orozco on 02/27/07
	Location: Drywall Joint Comp.		
	Description: Beige, Homogeneous, Non-Fibrous, Bulk Material		
	Asbestos Types:		
	Other Material: Non-fibrous 100 %		
7589	907021591-31	*No*	NAD (by CVES) by Raymundo Orozco on 02/27/07
	Location: 12x12 Gray Speckled Flr Tile & Yellow Glue		
	Description: Grey, Homogeneous, Non-Fibrous, Bulk Material		
	Asbestos Types:		
	Other Material: Non-fibrous 100 %		
7590	907021591-32L1	*No*	NAD (by CVES) by Raymundo Orozco on 02/27/07
	Location: 12x12 Gray Speckled Flr Tile & Yellow Glue		
	Description: Grey, Homogeneous, Non-Fibrous, Floor Tile		
	Asbestos Types:		
	Other Material: Non-fibrous 100 %		

See Reporting notes on last page

PLM Bulk Asbestos Report

107-0008; Juan Carrillo ES; Santa Monica/Malibu USD

Client No. / HGA	Lab No.	Asbestos Present	Total % Asbestos
7590	907021591-32L2	*No*	NAD (by CVES) by Raymundo Orozco on 02/27/07
	Location: 12x12 Gray Speckled Flr Tile & Yellow Glue		
	Description: Yellow, Homogeneous, Non-Fibrous, Mastic		
	Asbestos Types:		
	Other Material: Cellulose 2 %, Non-fibrous 98 %		
7591 D	907021591-33	*No*	NAD (by CVES) by Raymundo Orozco on 02/27/07
	Location: Drywall Joint Compound		
	Description: Beige, Homogeneous, Non-Fibrous, Bulk Material		
	Asbestos Types:		
	Other Material: Cellulose 5 %, Non-fibrous 95 %		
7592 D	907021591-34	*Yes*	2 % (by CVES) by Raymundo Orozco on 02/27/07
	Location: Drywall Joint Compound		
	Description: Beige, Homogeneous, Non-Fibrous, Bulk Material		
	Asbestos Types: Chrysotile 2.0 %		
	Other Material: Cellulose 18 %, Non-fibrous 80 %		
7593	907021591-35	*No*	NAD (by CVES) by Raymundo Orozco on 02/27/07
	Location: Drywall		
	Description: Brown/White, Heterogeneous, Fibrous, Bulk Material		
	Asbestos Types:		
	Other Material: Cellulose 15 %, Non-fibrous 85 %		
7594 D	907021591-36	*Yes*	2 % (by CVES) by Raymundo Orozco on 02/27/07
	Location: Drywall Joint Compound		
	Description: Beige, Homogeneous, Non-Fibrous, Bulk Material		
	Asbestos Types: Chrysotile 2.0 %		
	Other Material: Cellulose 8 %, Non-fibrous 90 %		
7595 D	907021591-37		NA/PS
	Location: Drywall Joint Compound		
	Description: Bulk Material		
	Asbestos Types:		
	Other Material:		

See Reporting notes on last page

PLM Bulk Asbestos Report

107-0008; Juan Carrillo ES; Santa Monica/Malibu USD

Client No. / HGA	Lab No.	Asbestos Present	Total % Asbestos
7596 D	907021591-38 **Location:** Drywall Joint Compound		NA/PS
Description: Bulk Material **Asbestos Types:** **Other Material:**			
7569	907021591-39 **Location:** Gray Rolled On Roof Core	***No***	NAD (by CVES) by Raymundo Orozco on 02/27/07
Description: Black, Heterogeneous, Fibrous, Bulk Material **Asbestos Types:** **Other Material:** Fibrous glass 10 %, Non-fibrous 90 %			
7570	907021591-40 **Location:** Roof Mastic	***No***	NAD (by CVES) by Raymundo Orozco on 02/27/07
Description: Black, Heterogeneous, Fibrous, Bulk Material **Asbestos Types:** **Other Material:** Cellulose 10 %, Non-fibrous 90 %			
7571 D1	907021591-41 **Location:** Stucco	***No***	NAD (by CVES) by Raymundo Orozco on 02/27/07
Description: Grey, Heterogeneous, Non-Fibrous, Cementitious, Bulk Material **Asbestos Types:** **Other Material:** Non-fibrous 100 %			
7572 D1	907021591-42 **Location:** Stucco	***No***	NAD (by CVES) by Raymundo Orozco on 02/27/07
Description: Grey, Heterogeneous, Non-Fibrous, Cementitious, Bulk Material **Asbestos Types:** **Other Material:** Non-fibrous 100 %			
7573 D1	907021591-43 **Location:** Stucco	***No***	NAD (by CVES) by Raymundo Orozco on 02/27/07
Description: Grey, Heterogeneous, Non-Fibrous, Cementitious, Bulk Material **Asbestos Types:** **Other Material:** Non-fibrous 100 %			

See Reporting notes on last page

PLM Bulk Asbestos Report

107-0008; Juan Carrillo ES; Santa Monica/Malibu USD

Client No. / HGA	Lab No.	Asbestos Present	Total % Asbestos
7574 D1	907021591-44	*No*	NAD (by CVES) by Raymundo Orozco on 02/27/07
	Location: Stucco		
	Description: Grey, Homogeneous, Non-Fibrous, Bulk Material		
	Asbestos Types:		
	Other Material: Non-fibrous 100 %		
7575	907021591-45	*No*	NAD (by CVES) by Raymundo Orozco on 02/27/07
	Location: HVAC Joint Tape		
	Description: Beige, Homogeneous, Non-Fibrous, Bulk Material		
	Asbestos Types:		
	Other Material: Non-fibrous 100 %		
7576	907021591-46	*No*	NAD (by CVES) by Raymundo Orozco on 02/27/07
	Location: Gray Rolled On Roof Core		
	Description: Black / Brown, Heterogeneous, Fibrous, Bulk Material		
	Asbestos Types:		
	Other Material: Cellulose 20 %, Fibrous glass 10 %, Non-fibrous 70 %		
7577	907021591-47	*No*	NAD (by CVES) by Raymundo Orozco on 02/27/07
	Location: Roof Mastic		
	Description: Black, Heterogeneous, Fibrous, Bulk Material		
	Asbestos Types:		
	Other Material: Fibrous glass 5 %, Non-fibrous 95 %		
7602 E	907021591-48	*No*	NAD (by CVES) by Raymundo Orozco on 02/27/07
	Location: Rough Plaster Wall		
	Description: Beige, Heterogeneous, Non-Fibrous, Cementitious, Bulk Material		
	Asbestos Types:		
	Other Material: Non-fibrous 100 %		
7603 E	907021591-49	*Yes*	Trace (<1 %) (by CVES) by Raymundo Orozco on 02/27/07
	Location: Rough Plaster Wall		
	Description: Beige, Heterogeneous, Non-Fibrous, Cementitious, Bulk Material		
	Asbestos Types: Chrysotile <1. %		
	Other Material: Non-fibrous 100 %		

See Reporting notes on last page

PLM Bulk Asbestos Report

107-0008; Juan Carrillo ES; Santa Monica/Malibu USD

Client No. / HGA	Lab No.	Asbestos Present	Total % Asbestos
7604 E	907021591-50	*No*	NAD (by CVES) by Raymundo Orozco on 02/27/07

Location: Rough Plaster Wall

Description: Beige, Heterogeneous, Non-Fibrous, Cementitious, Bulk Material
Asbestos Types:
Other Material: Non-fibrous 100 %

7605 E	907021591-51	*No*	NAD (by CVES) by Raymundo Orozco on 02/27/07

Location: Rough Plaster Wall

Description: Beige, Heterogeneous, Non-Fibrous, Cementitious, Bulk Material
Asbestos Types:
Other Material: Non-fibrous 100 %

7606	907021591-52L1	*No*	NAD (by CVES) by Raymundo Orozco on 02/27/07

Location: 12x12 Dark Blue Flr Tile & Glue

Description: Blue, Homogeneous, Non-Fibrous, Floor Tile
Asbestos Types:
Other Material: Non-fibrous 100 %

7606	907021591-52L2	*No*	NAD (by CVES) by Raymundo Orozco on 02/27/07

Location: 12x12 Dark Blue Flr Tile & Glue

Description: Clear, Homogeneous, Non-Fibrous, Mastic
Asbestos Types:
Other Material: Cellulose 5 %, Non-fibrous 95 %

7607	907021591-53L1	*No*	NAD (by CVES) by Raymundo Orozco on 02/27/07

Location: 12x12 Gray Speckled Flr Tile & Glue

Description: Blue, Homogeneous, Non-Fibrous, Floor Tile
Asbestos Types:
Other Material: Non-fibrous 100 %

7607	907021591-53L2	*No*	NAD (by CVES) by Raymundo Orozco on 02/27/07

Location: 12x12 Gray Speckled Flr Tile & Glue

Description: Blue, Homogeneous, Non-Fibrous, Mastic
Asbestos Types:
Other Material: Non-fibrous 100 %

See Reporting notes on last page

PLM Bulk Asbestos Report

107-0008; Juan Carrillo ES; Santa Monica/Malibu USD

Client No. / HGA	Lab No.	Asbestos Present	Total % Asbestos
7608	907021591-54L1	*No*	NAD (by CVES) by Raymundo Orozco on 02/27/07
	Location: 4 in Dark Blue Covebase & Glue		
	Description: Blue, Homogeneous, Non-Fibrous, Cove Base		
	Asbestos Types:		
	Other Material: Non-fibrous 100 %		
7608	907021591-54L2	*No*	NAD (by CVES) by Raymundo Orozco on 02/27/07
	Location: 4 in Dark Blue Covebase & Glue		
	Description: Cream, Homogeneous, Non-Fibrous, Mastic		
	Asbestos Types:		
	Other Material: Non-fibrous 100 %		
7600	907021591-55	*No*	NAD (by CVES) by Raymundo Orozco on 02/27/07
	Location: Joint Compound		
	Description: Beige, Heterogeneous, Fibrous, Bulk Material		
	Asbestos Types:		
	Other Material: Cellulose 10 %, Non-fibrous 90 %		
7578	907021591-56	*No*	NAD (by CVES) by Raymundo Orozco on 02/27/07
	Location: Gray Rolled On Roof Core		
	Description: Black, Heterogeneous, Fibrous, Bulk Material		
	Asbestos Types:		
	Other Material: Fibrous glass 10 %, Non-fibrous 90 %		
7579	907021591-57	*No*	NAD (by CVES) by Raymundo Orozco on 02/27/07
	Location: Roof Mastic		
	Description: Black, Heterogeneous, Fibrous, Bulk Material		
	Asbestos Types:		
	Other Material: Non-fibrous 100 %		
7597 F	907021591-58	*No*	NAD (by CVES) by Raymundo Orozco on 02/27/07
	Location: Rough Plaster		
	Description: Beige, Heterogeneous, Non-Fibrous, Cementitious, Bulk Material		
	Asbestos Types:		
	Other Material: Non-fibrous 100 %		

See Reporting notes on last page

PLM Bulk Asbestos Report

107-0008; Juan Carrillo ES; Santa Monica/Malibu USD

Client No. / HGA	Lab No.	Asbestos Present	Total % Asbestos
7598 F	907021591-59 **Location:** Rough Plaster	***No***	NAD (by CVES) by Raymundo Orozco on 02/27/07
Description: Beige, Heterogeneous, Non-Fibrous, Cementitious, Bulk Material **Asbestos Types:** **Other Material:** Non-fibrous 100 %			
7599 F	907021591-60 **Location:** Rough Plaster	***No***	NAD (by CVES) by Raymundo Orozco on 02/27/07
Description: Beige, Heterogeneous, Non-Fibrous, Cementitious, Bulk Material **Asbestos Types:** **Other Material:** Non-fibrous 100 %			
7601	907021591-61L1 **Location:** 12x12 Gray Speckled Flr Tile W/ Yellow Glue	***No***	NAD (by CVES) by Raymundo Orozco on 02/27/07
Description: Grey, Homogeneous, Non-Fibrous, Floor Tile **Asbestos Types:** **Other Material:** Non-fibrous 100 %			
7601	907021591-61L2 **Location:** 12x12 Gray Speckled Flr Tile W/ Yellow Glue	***No***	NAD (by CVES) by Raymundo Orozco on 02/27/07
Description: Yellow, Homogeneous, Non-Fibrous, Mastic **Asbestos Types:** **Other Material:** Cellulose 3 %, Non-fibrous 97 %			
7609	907021591-62 **Location:** 2x4 Fissured Ceiling Panel	***No***	NAD (by CVES) by Raymundo Orozco on 02/27/07
Description: Grey, Heterogeneous, Fibrous, Bulk Material **Asbestos Types:** **Other Material:** Cellulose 70 %, Non-fibrous 30 %			
7610	907021591-63 **Location:** Drywall	***No***	NAD (by CVES) by Raymundo Orozco on 02/27/07
Description: Brown/White, Heterogeneous, Fibrous, Bulk Material **Asbestos Types:** **Other Material:** Cellulose 15 %, Non-fibrous 85 %			

See Reporting notes on last page

PLM Bulk Asbestos Report

107-0008; Juan Carrillo ES; Santa Monica/Malibu USD

Client No. / HGA	Lab No.	Asbestos Present	Total % Asbestos
7611	907021591-64L1	*No*	NAD (by CVES) by Raymundo Orozco on 02/27/07
	Location: Covebase & Glue		
	Description: Blue, Homogeneous, Non-Fibrous, Cove Base		
	Asbestos Types:		
	Other Material: Non-fibrous 100 %		
7611	907021591-64L2	*No*	NAD (by CVES) by Raymundo Orozco on 02/27/07
	Location: Covebase & Glue		
	Description: Yellow, Homogeneous, Non-Fibrous, Mastic		
	Asbestos Types:		
	Other Material: Non-fibrous 100 %		
7612	907021591-65L1	*No*	NAD (by CVES) by Raymundo Orozco on 02/27/07
	Location: 12x12 White Speckled Flr Tile		
	Description: Beige, Homogeneous, Non-Fibrous, Floor Tile		
	Asbestos Types:		
	Other Material: Non-fibrous 100 %		
7612	907021591-65L2	*No*	NAD (by CVES) by Raymundo Orozco on 02/27/07
	Location: 12x12 White Speckled Flr Tile		
	Description: Cream, Homogeneous, Non-Fibrous, Mastic		
	Asbestos Types:		
	Other Material: Cellulose 3 %, Non-fibrous 97 %		
7613	907021591-66L1	*No*	NAD (by CVES) by Raymundo Orozco on 02/27/07
	Location: Beige Flr Sheeting		
	Description: Beige, Heterogeneous, Fibrous, Linoleum		
	Asbestos Types:		
	Other Material: Cellulose 27 %, Fibrous glass 3 %, Non-fibrous 70 %		
7613	907021591-66L2	*No*	NAD (by CVES) by Raymundo Orozco on 02/27/07
	Location: Beige Flr Sheeting		
	Description: Yellow, Homogeneous, Non-Fibrous, Bulk Material		
	Asbestos Types:		
	Other Material: Cellulose 5 %, Non-fibrous 95 %		

See Reporting notes on last page

PLM Bulk Asbestos Report

107-0008; Juan Carrillo ES; Santa Monica/Malibu USD

Client No. / HGA	Lab No.	Asbestos Present	Total % Asbestos
7614	907021591-67L1	*No*	NAD (by CVES) by Raymundo Orozco on 02/27/07
	Location: 4 in Dark Gray Covebase & Glue		
	Description: Grey, Homogeneous, Non-Fibrous, Cove Base		
	Asbestos Types:		
	Other Material: Non-fibrous 100 %		
7614	907021591-67L2	*No*	NAD (by CVES) by Raymundo Orozco on 02/27/07
	Location: 4 in Dark Gray Covebase & Glue		
	Description: Yellow, Homogeneous, Non-Fibrous, Mastic		
	Asbestos Types:		
	Other Material: Cellulose 5 %, Non-fibrous 95 %		
7615	907021591-68	*No*	NAD (by CVES) by Raymundo Orozco on 02/27/07
	Location: 2x4 Fissured Ceiling Panel		
	Description: Grey, Heterogeneous, Fibrous, Bulk Material		
	Asbestos Types:		
	Other Material: Cellulose 50 %, Fibrous glass 20 %, Non-fibrous 30 %		
7616	907021591-69	*No*	NAD (by CVES) by Raymundo Orozco on 02/27/07
	Location: Drywall		
	Description: Brown/White, Heterogeneous, Fibrous, Bulk Material		
	Asbestos Types:		
	Other Material: Cellulose 5 %, Non-fibrous 95 %		
7617	907021591-70L1	*No*	NAD (by CVES) by Raymundo Orozco on 02/27/07
	Location: 12x12 Light Gray Flr Tile & Glue		
	Description: Grey, Homogeneous, Non-Fibrous, Floor Tile		
	Asbestos Types:		
	Other Material: Non-fibrous 100 %		
7617	907021591-70L2	*No*	NAD (by CVES) by Raymundo Orozco on 02/27/07
	Location: 12x12 Light Gray Flr Tile & Glue		
	Description: Yellow, Homogeneous, Non-Fibrous, Mastic		
	Asbestos Types:		
	Other Material: Cellulose 2 %, Non-fibrous 98 %		

See Reporting notes on last page

PLM Bulk Asbestos Report

107-0008; Juan Carrillo ES; Santa Monica/Malibu USD

Client No. / HGA	Lab No.	Asbestos Present	Total % Asbestos
7618	907021591-71	*No*	NAD (by CVES) by Raymundo Orozco on 02/27/07
	Location: Rolled on Roof Core		
	Description: Black, Heterogeneous, Fibrous, Bulk Material		
	Asbestos Types:		
	Other Material: Cellulose 5 %, Fibrous glass 5 %, Non-fibrous 90 %		
7619	907021591-72	*Yes*	5 % (by CVES) by Raymundo Orozco on 02/27/07
	Location: Roof Mastic		
	Description: Black, Heterogeneous, Fibrous, Bulk Material		
	Asbestos Types: Chrysotile 5.0 %		
	Other Material: Cellulose 5 %, Non-fibrous 90 %		
7566	907021591-73	*No*	NAD (by CVES) by Raymundo Orozco on 02/27/07
	Location: Gray Rolled On Roof Core		
	Description: Black, Heterogeneous, Fibrous, Bulk Material		
	Asbestos Types:		
	Other Material: Cellulose 5 %, Fibrous glass 5 %, Non-fibrous 90 %		
7580	907021591-74	*No*	NAD (by CVES) by Raymundo Orozco on 02/27/07
	Location: Roof Mastic		
	Description: Black, Heterogeneous, Fibrous, Bulk Material		
	Asbestos Types:		
	Other Material: Cellulose 10 %, Non-fibrous 90 %		

Reporting Notes:

Analyzed By: Raymundo Orozco _____; Date Analyzed: 2/27/2007 2/27/07

*NAD = no asbestos detected; Detection Limit <1%; Reporting Limits: CVES = 1%, 400 Pt Ct = 0.25%, 1000 Pt Ct = 0.1%; NA = not analyzed; NA/PS = not analyzed / positive stop; PLM (polarized light microscopy) Bulk Asbestos Analysis by EPA 600/M4-82-020 per 40 CFR 763 (NVLAP Lab #200346-0, CA ELAP lab #2322); Note: PLM is not consistently reliable in detecting asbestos in floor coverings and similar NOB materials. TEM is currently the only method that can be used to determine if this material can be considered or treated as non-asbestos-containing in New York State (also see EPA Advisory for floor tile, FR 59, 146, 38970, 8/1/94). NIST Accreditation requirements mandate that this report must not be reproduced except in full with the approval of the laboratory. This PLM report relates ONLY to the items tested.

Reviewed By: _____ 2/27/07

AMERISCI
www.amerisci.com

Asbestos, Lead Analysis Chain of Custody

AMERISCI JOB #: 907021591

AMERISCI LOS ANGELES
24416 S Main St. Suite 308
Carson, CA 90745
Phone (310) 834-4868
Fax (310) 834-4772

COMPANY: CTL	ADDRESS:	P.O.#: 30884

PROJECT INFORMATION	ANALYSIS TYPE	TURNAROUND TIME: RUSH	24 HR	48 HR	72 HR	5 DAY	AIR FILTER INFORMATION:	
JOB NAME: Juan Carrillo E.S.	ASBESTOS TEM AHERA						MCE	
JOB NUMBER: 107-0008	ASBESTOS PLM BULK					✓	PC	
JOB MANAGER: Cesar Rovalcaba.	ASBESTOS PCM AIR						25 mm	
JOB DESCRIPTION: Santa Monica/Malibo USD	ASBESTOS PLM 1000 P.C.						37 mm	
	LEAD AIR BY FLAA						0.45 um	
	LEAD WIPE BY FLAA						0.80 um	
	LEAD PAINT / SOLID BY FLAA						TEMP:	
	OTHER:						OTHER:	

INITIAL RESULTS DELIVERY: ☐ FAX ☐ EMAIL ☐ VERBAL ☐ MAIL ONLY

RETURN SAMPLES YES ___ NO ___

REPORTS TO:

INVOICE TO:

COMMENTS: STOP AT FIRST POSITIVE if greater than 1%

PHONE:

FAX:

EMAIL:

PAGER/CELL:

SAMPLE ID	SAMPLE LOCATION	START TIME	STOP TIME	TOTAL TIME X LITERS /MIN. = TOTAL VOLUME	AREA SQ FT	DATE COLLECTED
C 7561	STUCCO STOP FIRST	POSITIVE greater than 1%				
7562	"					
7563	"					
7564	"					
7567	Gray rolled on roof coa.					
7568	ROOF MASTIC					
7585	DRYWALL					
7586	~~red/gray speckled for tile & yellow~~ DRYWALL JOINT COMP.					
7587	DRYWALL JOINT COMP. STOP. FIRST POS. greater 1%.					
7588	"	"	"			
7589	12x12 gray speckled for tile & yellow glue					
D 7590	12x12 gray speckled for tile & yellow glue.					
7591	DRYWALL JOINT COMPOUND	STOP FIRST POS. greater than 1%				
7592	"	"	"			
7593	DRYWALL					
7594	DRYWALL JOINT COMPOUND	STOP FIRST POS. greater than 1%				
7595	"					
7596	"					
7569	gray rolled on roof coa.					
7570	ROOF MASTIC					

SAMPLED BY: Victor Sanchez	DATE/TIME: 2-20-07	RECEIVED BY:	DATE/TIME:
RELINQUISHED BY:	DATE/TIME: 2-21-07	RECEIVED BY:	DATE/TIME:
RELINQUISHED BY:	DATE/TIME:	RECEIVED IN LAB BY:	DATE/TIME: 02/22/07 @ 0800

AMERISCI
www.amerisci.com

Asbestos, Lead Analysis Chain of Custody

AMERISCI JOB #: 907021591

AMERISCI LOS ANGELES
24416 S Main St. Suite 308
Carson, CA 90745
Phone (310) 834-4868
Fax (310) 834-4772

COMPANY: CTL

ADDRESS:

P.O.#: 30884

PROJECT INFORMATION	ANALYSIS TYPE	TURNAROUND TIME: RUSH	24 HR	48 HR	72 HR	5 DAY	AIR FILTER INFORMATION:	
JOB NAME: Juan Carrillo	ASBESTOS TEM AHERA						MCE	
	ASBESTOS PLM BULK					✓	PC	
JOB NUMBER: 107-0008	ASBESTOS PCM AIR						25 mm	
	ASBESTOS PLM 1000 P.C.						37 mm	
JOB MANAGER: Cesar Rubalcaba	LEAD AIR BY FLAA						0.45 um	
	LEAD WIPE BY FLAA						0.80 um	
JOB DESCRIPTION: Santa Monica/Malibu USD	LEAD PAINT / SOLID BY FLAA						TEMP:	
	OTHER:						OTHER:	

INITIAL RESULTS DELIVERY: ☐ FAX ☐ EMAIL ☐ VERBAL ☐ MAIL ONLY

RETURN SAMPLES YES ____ No ____

REPORTS TO:

PHONE:

INVOICE TO:

FAX:

COMMENTS:

EMAIL:

PAGER/CELL:

SAMPLE ID	SAMPLE LOCATION	START TIME	STOP TIME	TOTAL TIME X	LITERS /MIN. =	TOTAL VOLUME	AREA SQ FT	DATE COLLECTED
D 7571	STUCCO STOP FIRST POS.						if greater than 1%	
7572								
7573								
7574								
E 7575	HVAC JOINT Tape.							
7576	gray rolled on ROOFcore.							
7577	ROOF MASTIC							
7602	Rough plasterwall STOP FIRST POS. if greater than 1%							
7603								
7604								
7605								
7606	12X12 dark blue fertile & glue.							
7607	12X12 gray speckled. fertile & glue							
7608	4in dark blue core base & glue.							
F 7600	JOINT compound.							
7578	gray rolled on ROOFcore.							
7579	ROOF MASTIC							
7597-7598	ROUGH PLASTER STOP AT FIRST POS. if greater than 1%							
7599								
7601	12X12 gray speckled fertile w/ yellow glue							

SAMPLED BY: Victor Sanchez DATE/TIME: 2-20-07

RECEIVED BY: DATE/TIME:

RELINQUISHED BY: [signature] DATE/TIME: 2-21-07

RECEIVED BY: DATE/TIME:

RELINQUISHED BY: DATE/TIME:

RECEIVED IN LAB BY: [signature] DATE/TIME: 02/22/07 @ 0800

AMERISCI
www.amerisci.com

Asbestos, Lead Analysis Chain of Custody

AMERISCI JOB #: 907021591

AMERISCI LOS ANGELES
24416 S Main St. Suite 308
Carson, CA 90745
Phone (310) 834-4868
Fax (310) 834-4772

COMPANY: CTL	ADDRESS:	P.O.#: 30884

PROJECT INFORMATION	ANALYSIS TYPE	TURNAROUND TIME: RUSH	24 HR	48 HR	72 HR	5 DAY	AIR FILTER INFORMATION:	
JOB NAME: Juan Marrillo E.S.	ASBESTOS TEM AHERA						MCE	
JOB NUMBER: 107-0008	ASBESTOS PLM BULK					✓	PC	
JOB MANAGER: Cesar Ruvalcaba	ASBESTOS PCM AIR						25 mm	
JOB DESCRIPTION: Santa Monica/Malibu USD	ASBESTOS PLM 1000 P.C.						37 mm	
	LEAD AIR BY FLAA						0.45 um	
	LEAD WIPE BY FLAA						0.80 um	
	LEAD PAINT / SOLID BY FLAA						TEMP:	
	OTHER:						OTHER:	

INITIAL RESULTS DELIVERY: ☐ FAX ☐ EMAIL ☐ VERBAL ☐ MAIL ONLY

RETURN SAMPLES YES ____ NO ____

REPORTS TO:

PHONE:

INVOICE TO:

FAX:

COMMENTS:

EMAIL:

PAGER/CELL:

SAMPLE ID	SAMPLE LOCATION	START TIME	STOP TIME	TOTAL TIME	X	LITERS /MIN.	=	TOTAL VOLUME	AREA SQ FT	DATE COLLECTED
7609	2x4 Fissured ceiling panel									
7610	Drywall.									
7611	cove base & glue (4" gray)									
7612	12x12 white speckled flr tile									
7613	beige flr. sheeting									
7614	4" in dark gray covebase & glue									
7615	2x4 Fissured ceiling panel									
7616	Drywall.									
7617	12x12 light gray flr tile & glue									
7618	ROOFING on ROOF core.									
7619	ROOF MASTIC									
7566	gray rolled on ROOF core.									
7580	ROOF MASTIC									

SAMPLED BY: Victor Sanchez	DATE/TIME: 2-20-07	RECEIVED BY:	DATE/TIME:
RELINQUISHED BY:	DATE/TIME: 2-21-07	RECEIVED BY:	DATE/TIME:
RELINQUISHED BY:	DATE/TIME:	RECEIVED IN LAB BY:	DATE/TIME: 02/22/07 @ 0800

AMERISCI
www.amerisci.com

Asbestos, Lead Analysis Chain of Custody

AMERISCI JOB #: 907021591

AMERISCI LOS ANGELES
24416 S Main St. Suite 308
Carson, CA 90745
Phone (310) 834-4868
Fax (310) 834-4772

COMPANY: CTL

ADDRESS:

P.O.#: 30884

PROJECT INFORMATION

JOB NAME: Ivan Carrillo E.S.

JOB NUMBER: 107-0008

JOB MANAGER: Cesar Rivalcaba.

JOB DESCRIPTION: Santa Monica/Malibu USD

ANALYSIS TYPE	TURNAROUND TIME					AIR FILTER INFORMATION:	
	RUSH	24 HR	48 HR	72 HR	5 DAY		
ASBESTOS TEM AHERA						MCE	
ASBESTOS PLM BULK					✓	PC	
ASBESTOS PCM AIR						25 mm	
ASBESTOS PLM 1000 P.C.						37 mm	
LEAD AIR BY FLAA						0.45 um	
LEAD WIPE BY FLAA						0.80 um	
LEAD PAINT / SOLID BY FLAA					✓	TEMP:	
OTHER:						OTHER:	

INITIAL RESULTS DELIVERY: ☐ FAX ☐ EMAIL ☐ VERBAL ☐ MAIL ONLY

REPORTS TO:

INVOICE TO:

COMMENTS: NORMAL TAT.

RETURN SAMPLES YES ___ NO ___

PHONE:

FAX:

EMAIL:

PAGER/CELL:

SAMPLE ID	SAMPLE LOCATION	START TIME	STOP TIME	TOTAL TIME X LITERS /MIN. = TOTAL VOLUME	AREA SQ FT	DATE COLLECTED
A 7554	gray rolledoy roofcore					
7555	roof mastic					
7556	stucco STOP AT 1ST POSITIVE greater 1					
7557						
7558						
7559						
7566						
B 7581	12x12 gray speckled. Fix tile w/ leveling compound.					
7582	12x12 straight line white tile.					
7583	2x4 Fissured ceiling panel.					
7620	4in gray cove base & glue.					
7584	smooth plaster.					
7547	Gravel roof core.					
7548	roof mastic					
7549	stucco STOP AT FIRST POSITIVE greater than 1%					
7550						
7551						
7552						
7553						
7565						

SAMPLED BY: Victor Sanchez DATE/TIME: 2-20-07

RELINQUISHED BY: DATE/TIME: 2-21-07

RELINQUISHED BY: DATE/TIME:

RECEIVED BY: DATE/TIME:

RECEIVED BY: DATE/TIME:

RECEIVED IN LAB BY: 02/22/07 @ 0800 DATE/TIME:

Sample Reinspection Form 1: Original AHERA Inspection Information Abstracted from the Management ...

School Cabrillo E.S. Building A Date(s) of Original AHERA Inspection 2-20-07

Homogeneous sampling areas		Material category	Asbestos content	Friability	AHERA assessment category (1-7, X, None)	Recorded locations of material for each assessment category	Response actions taken/ renovations/other comments
ID number	Material description						
grass. 7554 on roof core.	gray rolled on roofcore.	TSI Surf. Misc.	Assumed Yes No	F NF X		ROOF 2700 sq. FT	N/E corner
7555	ROOF MASTIC	TSI Surf. Misc.	Assumed Yes No	F NF X		ROOF penetrations	30 sq. FT. N/W. corner
7556 7557 7558	STUCCO	TSI Surf. Misc.	Assumed Yes No	F NF X		N/E NO. CTR. N/W	Exterior walls.
7559 7560		TSI Surf. Misc.	Assumed Yes No	F NF X		S/E S/W 2500 sq. Ft.	
		TSI Surf. Misc.	Assumed Yes No	F NF X			
		TSI Surf. Misc.	Assumed Yes No	F NF X			

Information abstracted by _____ Date _____

Friability: F = friable, NF = nonfriable, X = not applicable (material is non-ACBM)

AHERA assessment category: 1 = Damaged or significantly damaged TSI ACBM, 2 = Damaged friable surfacing ACBM, 3 = Significantly damaged friable surfacing ACBM, 4 = Damaged or significantly damaged friable miscellaneous ACBM, 5 = ACBM with potential for damage, 6 = ACBM with potential for significant damage, 7 = Any remaining friable ACBM or friable suspected ACBM, X = not applicable (material is non-ACBM or nonfriable surfacing or miscellaneous material), None = No assessment category provided in original inspection.

ROOF MASTIC IS painted white.

Per: Client all interior of this bldg was completely remodeled.

Sample Reinspection Form 1. Original AHERA Inspection Information Abstracted from the Management Plan

School Juan Cabrillo E.S. Building B Date(s) of Original AHERA Inspection 2-20-07

Homogeneous sampling areas		Material category	Asbestos content	Friability	AHERA assessment category (1-7, X, None)	Recorded locations of material for each assessment category	Response actions taken/ renovations/other comments
ID number	Material description						
7581	12x12 gray speckled FLR tile w/ leveling comp.	TSI Surf. (Misc.)	Assumed Yes No	F (NF) X		CLASSROOMS 1-5 1859. FT.	RM 5 N/W. 200059. FT.
7582	12x12 straight Live swell tile	TSI Surf. (Misc.)	Assumed Yes No	(F) NF X		CLASSROOM 1-5.	RM 5 N/W.
7583	2x4 Fissure ceiling panel	TSI Surf. (Misc.)	Assumed Yes No	(F) NF X		CLASSROOMS 1-5	RM 5 CRN.
7620	4in gray cove-base adhe.	TSI Surf. Misc.	Assumed Yes No	F NF X		CLASSROOMS 1-5.	RM 5 S/E. 700 SQ. FT.
		TSI Surf. Misc.	Assumed Yes No	F NF X			
		TSI Surf. Misc.	Assumed Yes No	F NF X			

Information abstracted by _____ Date _____

Friability: F = friable, NF = nonfriable, X = not applicable (material is non-ACBM)

AHERA assessment category: 1 = Damaged or significantly damaged TSI ACBM, 2 = Damaged friable surfacing ACBM, 3 = Significantly damaged friable surfacing ACBM, 4 = Damaged or significantly damaged friable miscellaneous ACBM, 5 = ACBM with potential for damage, 6 = ACBM with potential for significant damage, 7 = Any remaining friable ACBM or friable suspected ACBM, X = not applicable (material is non-ACBM or nonfriable surfacing or miscellaneous material), None = No assessment category provided in original inspection.

400 SQ. FT of FLR tile (12x12 gray) AT entrances at each rm.
other areas are carpeted.

Sample Reinspection Form 1. Original AHERA Inspection Information Abstracted from the Management Plan

School Juan Cabrillo E.S. Building B Date(s) of Original AHERA Inspection

Homogeneous sampling areas: ID number	Homogeneous sampling areas: Material description	Material category	Asbestos content	Friability	AHERA assessment category (1-7, X, None)	Recorded locations of material for each assessment category	Response actions taken/ renovations/other comments
~~C0101~~	~~9" red floor tile w/ white streaks (material abated 1998)~~	~~TSI Surf. Misc.~~	~~Assumed Yes No~~	~~F NF X~~		~~Pm. 3 Abated 1998~~	
C0101	9" red floor tile with white streaks & mastic mastic = Neg	TSI Surf. Misc.	Assumed Yes No	F NF X	Abatement in rooms 4.5. confirm material location in other rms if present	pms. 3	Abated?
C0201	9" tan floor tile w/ brown streaks & mastic Mastic = Neg.	TSI Surf. Misc.	Assumed Yes No	F NF X	Abatement in rms 4.5. Is this material present in other rms?		Abated?
C0906 C0907	Exterior wall stucco Take add. accordandly	TSI Surf. Misc.	Assumed Yes No	F NF X			
C2702 C2703	smooth plaster ceiling Take at least 1 more	TSI Surf. Misc.	Assumed Yes No	F NF X		Bathrooms ~~[illegible]~~	Baths & HTR closets. 950 sq. ft S/E HTR cust N/E.
7584	sink undercoat check if present in bldg.	TSI Surf. Misc.	Assumed Yes No	F NF X			

Inspector: ~~Information abstracted by~~ Date

Friability: F = friable, NF = nonfriable, X = not applicable (material is non-ACBM)

AHERA assessment category: 1 = Damaged or significantly damaged TSI ACBM, 2 = Damaged friable surfacing ACBM, 3 = Significantly damaged friable surfacing ACBM, 4 = Damaged or significantly damaged friable miscellaneous ACBM, 5 = ACBM with potential for damage, 6 = ACBM with potential for significant damage, 7 = Any remaining friable ACBM or friable suspected ACBM, X = not applicable (material is non-ACBM or nonfriable surfacing or miscellaneous material), None = No assessment category provided in original inspection.

Abatement of floor tiles in rooms 4.5. confirm other rooms
sink undercoat. did not observed all sinks have or attached to ceramic walls

School Juan Cabrillo ES Building B Date(s) of Original AHERA Inspection 2-20-07

Homogeneous sampling areas		Material category	Asbestos content	Friability	AHERA assessment category (1-7, X, None)	Recorded locations of material for each assessment category	Response actions taken/ renovations/other comments
ID number	Material description						
7547	gravel ROOF COVR.	TSI Surf. (Misc.)	Assumed Yes No	F (NF) X		ROOF 8,000 SQ. FT	ROOF CTR
7548	ROOF MASTIC	TSI Surf. (Misc.)	Assumed Yes No	F (NF) X		ROOF penetrations	50 SQ. FT. WEST CTR.
7549 7550 7551	EXT STUCCO	TSI (Surf.) Misc.	Assumed Yes No	F (NF) X		N/E S/E 50. CTR.	EXTERIOR WALLS 7000 SQ. FT
7552 7553 7565		TSI Surf. Misc.	Assumed Yes No	F NF X		S/WEST N/W 20. CTR.	
		TSI Surf. Misc.	Assumed Yes No	F NF X			
		TSI Surf. Misc.	Assumed Yes No	F NF X			

Information abstracted by _____ Date _____

Friability: F = friable, NF = nonfriable, X = not applicable (material is non-ACBM)

AHERA assessment category: 1 = Damaged or significantly damaged TSI ACBM, 2 = Damaged friable surfacing ACBM, 3 = Significantly damaged friable surfacing ACBM, 4 = Damaged or significantly damaged friable miscellaneous ACBM, 5 = ACBM with potential for damage, 6 = ACBM with potential for significant damage, 7 = Any remaining friable ACBM or friable suspected ACBM, X = not applicable (material is non-ACBM or nonfriable surfacing or miscellaneous material), None = No assessment category provided in original inspection.

Roof mastic is painted white

mple Reinspection Form 1. Original AHERA Inspection Information Abstracted from the Management Plan

hool Juan Cabrillo E.S. Building C Date(s) of Original AHERA Inspection 2-20-07

Homogeneous sampling areas: ID number	Homogeneous sampling areas: Material description	Material category	Asbestos content	Friability	AHERA assessment category (1-7, X, None)	Recorded locations of material for each assessment category	Response actions taken/ renovations/other comments
C0602 C0605	Rough plaster walls Take add. accordingly	TSI Surf. Misc.	Assumed Yes No	F NF X		~~HTR closets~~ heater closets, electrical rm.	1800 sq. FT.
C0701 C0702 C0703	Rough plaster ceiling	TSI Surf. Misc.	Assumed Yes No	F NF X		Utility rm.	
C0801 C0802 C0803	Smooth plaster walls	TSI Surf. Misc.	Assumed Yes No	F NF X		Bathroom	
C0904	Exterior wall stucco Take add. as necessary ~~add. as 2 more~~	TSI Surf. Misc.	Assumed Yes No	F NF X		All exterior walls	
C1701	Seam tape of HVAC exhaust	TSI Surf. Misc.	Assumed Yes No	F NF X	Material Removed in Mech. rm. 8/93		
C2001 C2101	12" stright peghole ceiling tile & mastic	TSI Surf. Misc.	Assumed Yes No	F NF X		Classroom 8-11 walls & PTA office ceiling	

Inspector: ~~Information abstracted by~~ _____ Date _____

wall tiles are nailed on.

Friability: F = friable, NF = nonfriable, X = not applicable (material is non-ACBM)

AHERA assessment category: 1 = Damaged or significantly damaged TSI ACBM, 2 = Damaged friable surfacing ACBM, 3 = Significantly damaged friable surfacing ACBM, 4 = Damaged or significantly damaged friable miscellaneous ACBM, 5 = ACBM with potential for damage, 6 = ACBM with potential for significant damage, 7 = Any remaining friable ACBM or friable suspected ACBM, X = not applicable (material is non-ACBM or nonfriable surfacing or miscellaneous material), None = No assessment category provided in original inspection.

(Cesar) Samples C0602, C0605, C0701 - C0703 walls & ceiling look the same have the texture.

ıple Reinspection Form 1. Original AHERA Inspection Information Abstracted from the Management Plan

ool Juan Cabrillo E.S. Building C Date(s) of Original AHERA Inspection 2-20-07

Homogeneous sampling areas		Material category	Asbestos content	Friability	AHERA assessment category (1-7, X, None)	Recorded locations of material for each assessment category	Response actions taken/ renovations/other comments
ID number	Material description						
C2701	Smooth plaster ceilings Take add. accordingly	TSI (Surf.) Misc.	Assumed Yes No	F NF X		Bathrooms are Drywall V-S	
C2801 C2802 C2803	Sink undercoat	TSI Surf. (Misc.)	Assumed (Yes) No	F NF X		Various Classrms	
7585	Drywall	TSI Surf. (Misc.)	Assumed Yes No	F NF X		Boys & Girls RRMS Faculty RMS	750 sq.ft. Boys RM N/W
7586 7587 7588	Joint compound Drywall	TSI (Surf.) Misc.	Assumed Yes No	F NF X		Boys & Girls RMS Faculty RMS	950 sq.ft Boys RMS N/W. Girls RMS N/E Faculty RMS S/E
7589	12x12 Speckled Pattern & yellow glue	TSI Surf. Misc.	Assumed Yes No	F NF X		CLASSROOMS 8-11	3600 sq.ft. RM 10 N/W.
Bldg B 7583	2x4 Fissured. c. pattern	TSI Surf. Misc.	Assumed Yes No	F NF X		classrooms 8-11.	3200 sq.ft. sample prev. bldg B. sample # 7583

Information abstracted by Inspector Date

Friability: F = friable, NF = nonfriable, X = not applicable (material is non-ACBM)

AHERA assessment category: 1 = Damaged or significantly damaged TSI ACBM, 2 = Damaged friable surfacing ACBM, 3 = Significantly damaged friable surfacing ACBM, 4 = Damaged or significantly damaged friable miscellaneous ACBM, 5 = ACBM with potential for damage, 6 = ACBM with potential for significant damage, 7 = Any remaining friable ACBM or friable suspected ACBM, X = not applicable (material is non-ACBM or nonfriable surfacing or miscellaneous material), None = No assessment category provided in original inspection.

Sample Reinspection Form 1. Original AHERA Inspection Information Abstracted from the Management Plan Page ____ of ____

School Juan Cabrillo E.S. Building Bldg C. Date(s) of Original AHERA Inspection 2-20-07

Homogeneous sampling areas		Material category	Asbestos content	Friability	AHERA assessment category (1-7, X, None)	Recorded locations of material for each assessment category	Response actions taken/ renovations/other comments
ID number	Material description						
7561	STUCCO	TSI Surf Misc.	Assumed Yes No	F NF X		Exterior walls	N/E
7562							N/W
7563							S/W
7564		TSI Surf Misc.	Assumed Yes No	F NF X			S/E
7567	gray rolled on roofcore.	TSI Surf. Misc.	Assumed Yes No	F NF X		ROOF. 4500 sq. FT.	WEST ctn
7568	ROOF MASTIC	TSI Surf. Misc.	Assumed Yes No	F NF X		ROOF penetrations 50 sq. FT.	EAST ctn.
	transite pipe	TSI Surf. Misc.	Assumed Yes No	F NF X		S/W corner on ROOF	10 Li. FT.
see 7620	4" in gray cowhorn style	TSI Surf. Misc.	Assumed Yes No	F NF X		RMS 8-11	350 Li. FT.

Information abstracted by _____ Date _____

Friability: F = friable, NF = nonfriable, X = not applicable (material is non-ACBM)

AHERA assessment category: 1 = Damaged or significantly damaged TSI ACBM, 2 = Damaged friable surfacing ACBM, 3 = Significantly damaged friable surfacing ACBM, 4 = Damaged or significantly damaged friable miscellaneous ACBM, 5 = ACBM with potential for damage, 6 = ACBM with potential for significant damage, 7 = Any remaining friable ACBM or friable suspected ACBM, X = not applicable (material is non-ACBM or nonfriable surfacing or miscellaneous material), None = No assessment category provided in original inspection.

Sample Reinspection Form 1. Original AHERA Inspection Information Abstracted from the Management Plan Page ____ of ____

School Juan Cabrillo E.S Building D Date(s) of Original AHERA Inspection 2-20-07

Homogeneous sampling areas		Material category	Asbestos content	Friability	AHERA assessment category (1-7, X, None)	Recorded locations of material for each assessment category	Response actions taken/ renovations/other comments
ID number	Material description						
7590	12x12 gray speckled. Floor tile throughout	TSI Surf. Misc.	Assumed Yes No	F NF X		RMS 12-15	3800 Sq. FT. Rm 12 S/W. corner
7591 7592	Joint comp	TSI Surf. Misc.	Assumed Yes No	F NF X		RMS 12-15. & bathrooms	Rm 14 S/E Rm 15 N/W. 3000 Sq. FT.
7593	Drywall	TSI Surf. Misc.	Assumed Yes No	F NF X		HTR closets & electrical closets	700 Sq. FT. S/W HTR closet S/E
7594 7595 7596	Drywall Joint comp.	TSI Surf. Misc.	Assumed Yes No	F NF X			S/W HTR closet S/E S/E elec. closet S/E SE. CTR HTR closet S/W
(see) B7620	4 in gray cove base tile	TSI Surf. Misc.	Assumed Yes No	F NF X		RM 12-15	340 L.F.
		TSI Surf. Misc.	Assumed Yes No	F NF X			

Information abstracted by ____ Date ____

Friability: F = friable, NF = nonfriable, X = not applicable (material is non-ACBM)

AHERA assessment category: 1 = Damaged or significantly damaged TSI ACBM, 2 = Damaged friable surfacing ACBM, 3 = Significantly damaged friable surfacing ACBM, 4 = Damaged or significantly damaged friable miscellaneous ACBM, 5 = ACBM with potential for damage, 6 = ACBM with potential for significant damage, 7 = Any remaining friable ACBM or friable suspected ACBM, X = not applicable (material is non-ACBM or nonfriable surfacing or miscellaneous material), None = No assessment category provided in original inspection.

ple Reinspection Form 1. Original AHERA Inspection Information Abstracted from the Management Plan

ol Joan Caballo E.S Building D Date(s) of Original AHERA Inspection

Homogeneous sampling areas		Material category	Asbestos content	Friability	AHERA assessment category (1-7, X, None)	Recorded locations of material for each assessment category	Response actions taken/ renovations/other comments
) number	Material description						
C2501	12" random peghole ceiling tile Check for mastic + underlayment	TSI Surf. (Misc.)	Assumed Yes (No)	F NF X		Rm. 15 this material was not observed	above ceiling panels in any room
						ROOF	S/E corner
7569	gray roofing on roof core	TSI Surf. (Misc.)	Assumed Yes No	F NF X		4500 sq.ft	60 sq.ft. S/E
						ROOF penetrations	
7570	ROOF MASTIC	TSI Surf. (Misc.)	Assumed Yes No	F NF X			4850 sq.ft. S/E
7571	STUCCO	TSI (Surf.) Misc.	Assumed Yes No	F (NF) X		EXT. walls	30. ctr N/W.
7572							S/W.
7573							
7574		TSI Surf. Misc.	Assumed Yes No	F NF X			
Bldg B 7583	2x4 Fissured ceiling panel	TSI Surf. Misc.	Assumed Yes No	F NF X		Rms 12-15	3200 sq.ft.

Inspector.
Information abstracted by _____ Date _____

Friability: F = friable, NF = nonfriable, X = not applicable (material is non-ACBM)

AHERA assessment category: 1 = Damaged or significantly damaged TSI ACBM, 2 = Damaged friable surfacing ACBM, 3 = Significantly damaged friable surfacing ACBM, 4 = Damaged or significantly damaged friable miscellaneous ACBM, 5 = ACBM with potential for damage, 6 = ACBM with potential for significant damage, 7 = Any remaining friable ACBM or friable suspected ACBM, X = not applicable (material is non-ACBM or nonfriable surfacing or miscellaneous material), None = No assessment category provided in original inspection.

Roof mastic (all) is painted white

ble Reinspection Form 1. Original AHERA Inspection Information Abstracted from the Management Plan

Date(s) of Original AHERA Inspection 2-20-07

Juan Cabrillo O.S. Building D

Homogeneous sampling areas: number	Homogeneous sampling areas: Material description	Material category	Asbestos content	Friability	AHERA assessment category (1-7, X, None)	Recorded locations of material for each assessment category	Response actions taken/ renovations/other comments
C0301 C0301	12" reddish brown floor tile with white streaks & mastic mastic = ND	TSI Surf. Misc.	Assumed Yes No	F NF X		Classrm 13,	
C0905	Exterior wall stucco Take add. accordingly	TSI Surf. Misc.	Assumed Yes No	F NF X			
C1101	Interior stucco	TSI Surf. Misc.	Assumed Yes No	F NF X		Bataroom	
C1601	Duct insulation	TSI Surf. Misc.	Assumed Yes No	F NF X		Mechanical room	
C1803 C1804 C1805	Gypsum wall & joint compound	TSI Surf. Misc.	Assumed Yes No	F NF X		Rms 12-15 & bathrooms	300 sq. ft. see 7591 & 7592
C1901 C1902 C1903	Window putty	TSI Surf. Misc.	Assumed Yes No	F NF X		All exterior windows (Removed replaced by aluminum windows V.S.)	

Date

Inspector: ~~Information abstracted by~~

Friability: F = friable, NF = nonfriable, X = not applicable (material is non-ACBM)

AHERA assessment category: 1 = Damaged or significantly damaged TSI ACBM, 2 = Damaged friable surfacing ACBM, 3 = Significantly damaged friable surfacing ACBM, 4 = Damaged or significantly damaged friable miscellaneous ACBM, 5 = ACBM with potential for damage, 6 = ACBM with potential for significant damage, 7 = Any remaining friable ACBM or friable suspected ACBM, X = not applicable (material is non-ACBM or nonfriable surfacing or miscellaneous material), None = No assessment category provided in original inspection.

Sample Reinspection Form 1: Original AHERA Inspection Information Abstracted from the Management Plan

School Juan Cabrillo E.S. Building E Date(s) of Original AHERA Inspection 2-20-07

Homogeneous sampling areas: ID number	Homogeneous sampling areas: Material description	Material category	Asbestos content	Friability	AHERA assessment category (1-7, X, None)	Recorded locations of material for each assessment category	Response actions taken/ renovations/other comments
7575	HVAC Joint Tape ~~[illegible]~~	TSI Surf. Misc.	Assumed Yes No	F NF X		ROOF HVAC on N/W side 15 sq. ft	N/W. 15 sq. FT.
7576	gray rolled on ROOF core	TSI Surf. Misc.	Assumed Yes No	F NF X		ROOF 2750 sq. FT	N/W.
7577	ROOF MASTIC	TSI Surf. Misc.	Assumed Yes No	F NF X		ROOF penetrations 40. sq. FT.	west ctr. 40 sq. FT
7602 7603 7604	Rough plaster walls	TSI Surf. Misc.	Assumed Yes No	F NF X	reading rm	~~Library~~ Audio visual work rm, office elec. closet & mech. rm (2500 sq. FT)	mech rm S/W. Elec rm S/E ~~Library~~ S/E Reading rm office N/W
7605	1X4 Pinhole C.T.	TSI Surf. Misc.	Assumed Yes No	F NF X		~~Library~~ Audio visual and reading rm	consist of fiberglass.
7606 7607 7608	12X12 dark blue Fur tile 12X12 gray speckled Fur tile 4 in dark blue cove base & glue	TSI Surf. Misc.	Assumed Yes No	F NF X		Reading rm, N/W side Audio visual, work rm & office ~~Library~~ Reading rm, office	Reading rm 60 sq. FT Audio visual S/W. 90 sq. FT ~~Library~~ Reading rm N/E 100 sq. FT

Information abstracted by _____ Date _____

Friability: F = friable, NF = nonfriable, X = not applicable (material is non-ACBM)

AHERA assessment category: 1 = Damaged or significantly damaged TSI ACBM, 2 = Damaged friable surfacing ACBM, 3 = Significantly damaged friable surfacing ACBM, 4 = Damaged or significantly damaged friable miscellaneous ACBM, 5 = ACBM with potential for damage, 6 = ACBM with potential for significant damage, 7 = Any remaining friable ACBM or friable suspected ACBM, X = not applicable (material is non-ACBM or nonfriable surfacing or miscellaneous material), None = No assessment category provided in original inspection.

ıple Reinspection Form 1. Original AHERA Inspection Information Abstracted from the Management Plan

ıol Juan Cabrillo E.S. Building E Date(s) of Original AHERA Inspection 2-20-07

Homogeneous sampling areas		Material category	Asbestos content	Friability	AHERA assessment category (1-7, X, None)	Recorded locations of material for each assessment category	Response actions taken/ renovations/other comments
ID number	Material description						
C0601	Rough plaster walls Textured accordingly	TSI (Surf.) Misc.	Assumed Yes No	F NF X		reading rm, sec sumps	
C0903	Exterior wall stucco	TSI (Surf.) Misc.	Assumed (Yes) No	F NF X		All exterior walls	
C1201 C1202 C1203, C1401	Piping insulation (hard)	(TSI) Surf. Misc.	Assumed (Yes) No	F NF X	material	Mechanical rm. (NOT observed) V.S.	
C1301 C1302 C1303, C1501	Piping insulation (hard)	(TSI) Surf. Misc.	Assumed (Yes) No	F NF X	material	Mechanical rm. (NOT observed) V.S.	
C2201 C2401	12" random pinhole ceiling tile & mastic check for ~~mastic~~ underlayment	TSI Surf. (Misc.)	Assumed Yes (No)	F NF X		Reading rm. (fiberglass C.T) V.S.	this material is in office and work Rm. plaster under layment ~~ASSUMED PRESENT~~
C2601	9" tan floor tile w/ white streaks mastic	TSI Surf. (Misc.)	Assumed (Yes) No	F NF X		Work room	

Information abstracted by Inspector Date

Friability: F = friable, NF = nonfriable, X = not applicable (material is non-ACBM)

AHERA assessment category: 1 = Damaged or significantly damaged TSI ACBM, 2 = Damaged friable surfacing ACBM, 3 = Significantly damaged friable surfacing ACBM, 4 = Damaged or significantly damaged friable miscellaneous ACBM, 5 = ACBM with potential for damage, 6 = ACBM with potential for significant damage, 7 = Any remaining friable ACBM or friable suspected ACBM, X = not applicable (material is non-ACBM or nonfriable surfacing or miscellaneous material), None = No assessment category provided in original inspection.

ple Reinspection Form 1. Original AHERA Inspection Information Abstracted from the Management Plan

ol Juan Cabrillo E.S. Building F Date(s) of Original AHERA Inspection 2-20-07

Homogeneous sampling areas: D number	Homogeneous sampling areas: Material description	Material category	Asbestos content	Friability	AHERA assessment category (1-7, X, None)	Recorded locations of material for each assessment category	Response actions taken/ renovations/other comments
C1801 C1802 7600	Gypsum wall & joint compound Take 1 more	TSI Surf. Misc.	Assumed Yes No	F NF X		Classrooms & electrical & storage rms	~~[illegible]~~ 1000 sq. FT. ~~[illegible]~~. elec. RM. S/W.
7578	gray Rolled on Roof core.	TSI Surf. Misc.	Assumed Yes No	F NF X		ROOF	N/W 2500 sq. FT.
7579	Roof MASTIC	TSI Surf. Misc.	Assumed Yes No	F NF X		Roof penetration	~~N/W~~. S/E corner 40 sq. FT.
7597 7598 7599	Rough plaster.	TSI Surf. Misc.	Assumed Yes No	F NF X		Classrooms 16-23	RM 20 S/E RM 21 S/W. RM 17 N/W. 7000 sq. FT
7601	12x12 gray speckled floor tile w/ yellowgke	TSI Surf. Misc.	Assumed Yes No	F NF X		RMS. 16-23	RM 20 N/W corner 8500 sq. FT.
	1X4 ceiling panel	TSI Surf. Misc.	Assumed Yes No	F NF X		RMS 16-23	consist of fiberglass

Date

Inspector ~~Information abstracted by~~

Friability: F = friable, NF = nonfriable, X = not applicable (material is non-ACBM)

ROOF MASTIC IS painted white (All)

AHERA assessment category: 1 = Damaged or significantly damaged TSI ACBM, 2 = Damaged friable surfacing ACBM, 3 = Significantly damaged friable surfacing ACBM, 4 = Damaged or significantly damaged friable miscellaneous ACBM, 5 = ACBM with potential for damage, 6 = ACBM with potential for significant damage, 7 = Any remaining friable ACBM or friable suspected ACBM, X = not applicable (material is non-ACBM or nonfriable surfacing or miscellaneous material), None = No assessment category provided in original inspection.

ceiling ~~tiles~~ panels consist of fiberglass 1'X4'

ple Reinspection Form 1. Original AHERA Inspection Information Abstracted from the Management Plan

ol Juan Cabrillo E.S. Building F Date(s) of Original AHERA Inspection 2-20-07

Homogeneous sampling areas		Material category	Asbestos content	Friability	AHERA assessment category (1-7, X, None)	Recorded locations of material for each assessment category	Response actions taken/ renovations/other comments
D number	Material description						
C0401	9" gray floor tile w/ white streaks & mastic	TSI Surf. Misc.	Assumed Yes No	F NF X		21,	
C0501	12" gray floor tile w/ black specks & mastic	TSI Surf. Misc.	Assumed Yes No	F NF X		Rm. 16,	
C0603 C0604	Rough plaster wall Take add. accordingly	TSI Surf. Misc.	Assumed Yes No	F NF X		same as samples 7597-7599.	
C0901 C0902	Exterior wall stucco	TSI Surf. Misc.	Assumed Yes No	F NF X		All exterior walls	
C1001 C1002 C1003	Exterior overhang stucco	TSI Surf. Misc.	Assumed Yes No	F NF X		Exterior overhang	
C1102 C1103	Interior stucco Sample 1 more	TSI Surf. Misc.	Assumed Yes No	F NF X		Rm 22, same as samples 7597-7599	

Inspector: ~~Information abstracted by~~ _____ Date _____

Friability: F = friable, NF = nonfriable, X = not applicable (material is non-ACBM)

AHERA assessment category: 1 = Damaged or significantly damaged TSI ACBM, 2 = Damaged friable surfacing ACBM, 3 = Significantly damaged friable surfacing ACBM, 4 = Damaged or significantly damaged friable miscellaneous ACBM, 5 = ACBM with potential for damage, 6 = ACBM with potential for significant damage, 7 = Any remaining friable ACBM or friable suspected ACBM, X = not applicable (material is non-ACBM or nonfriable surfacing or miscellaneous material), None = No assessment category provided in original inspection.

(see) I-20 4' in gray cowhorse & glue

RMS 16-23

Approx 900 Li. FT.

Sample Reinspection Form 1. Original AHERA Inspection Information Abstracted from the Management Plan

School Juan Cabrillo E.S. Building Portables 24 & 25 Date(s) of Original AHERA Inspection 2-20-07

Homogeneous sampling areas		Material category	Asbestos content	Friability	AHERA assessment category (1-7, X, None)	Recorded locations of material for each assessment category	Response actions taken/ renovations/other comments
ID number	Material description						
7609	2x4 Fissured. ceiling panel	TSI Surf. (Misc.)	Assumed Yes No	F NF X		Portables 24 & 25	Portable 25 S/E 1800 sq. FT.
7610	DRYWALL	TSI Surf. (Misc.)	Assumed Yes No	F NF X			Portable 25 N/E 2500 sq. FT
7611	4" gray cove base & glue	TSI Surf. (Misc.)	Assumed Yes No	F NF X			Portable 25 S/W. 150 Lin. FT.
7612	12x12 white speckled Pur Tile	TSI Surf. (Misc.)	Assumed Yes No	F NF X			Portable 25 S/W. 1950 sq. FT.
		TSI Surf. Misc.	Assumed Yes No	F NF X			
		TSI Surf. Misc.	Assumed Yes No	F NF X			

Information abstracted by _____ Date _____

Friability: F = friable, NF = nonfriable, X = not applicable (material is non-ACBM)

AHERA assessment category: 1 = Damaged or significantly damaged TSI ACBM, 2 = Damaged friable surfacing ACBM, 3 = Significantly damaged friable surfacing ACBM, 4 = Damaged or significantly damaged friable miscellaneous ACBM, 5 = ACBM with potential for damage, 6 = ACBM with potential for significant damage, 7 = Any remaining friable ACBM or friable suspected ACBM, X = not applicable (material is non-ACBM or nonfriable surfacing or miscellaneous material), None = No assessment category provided in original inspection.

Roof consist of metal sheeting. (no mastic observed)
Exterior wood walls

Sample Reinspection Form 1. Original AHERA Inspection Information Abstracted from the Management Plan

School Juan Cabrillo E.S. Building COTTAGE A & B Date(s) of Original AHERA Inspection 2-20-07

Homogeneous sampling areas		Material category	Asbestos content	Friability	AHERA assessment category (1-7, X, None)	Recorded locations of material for each assessment category	Response actions taken/ renovations/other comments
ID number	Material description						
7613	beige Floor sheeting	TSI Surf. (Misc.)	Assumed Yes No	F NF X		COTTAGE A	COTTAGE A NO. CTR 900 SQ. FT.
7614	4 in dark gray. covebase & glue	TSI Surf. (Misc.)	Assumed Yes No	F NF X		COTTAGE A & B	COTTAGE A S/W. 140 LF.
7615	2X4 Fissured ceiling panel	TSI Surf. (Misc.)	Assumed Yes No	(F) NF X		COTTAGE A & B	COTTAGE A S/W PERIM. 1900 SQ. FT
7616	Drywall	TSI Surf. (Misc.)	Assumed Yes No	F NF X		COTTAGE A & B	COTTAGE A S/W. 2400 SQ. FT.
7617	12X12 LGHT GRY FLR TILE & GLUE	TSI Surf. Misc.	Assumed Yes No	F NF X		COTTAGE B	COTTAGE B N/W 900 SQ. FT.
7618	Rolled-on gray ROOF COAT.	TSI Surf. (Misc.)	Assumed Yes No	F (NF) X		COTTAGE A & B	COTTAGE B SQ. CTR 1900 SQ. FT.
7619	ROOF MASTIC					COTTAGE A & B	COTTAGE B N/E 3 SQ. FT.

Information abstracted by _____ Date _____

Friability: F = friable, NF = nonfriable, X = not applicable (material is non-ACBM)

AHERA assessment category: 1 = Damaged or significantly damaged TSI ACBM, 2 = Damaged friable surfacing ACBM, 3 = Significantly damaged friable surfacing ACBM, 4 = Damaged or significantly damaged friable miscellaneous ACBM, 5 = ACBM with potential for damage, 6 = ACBM with potential for significant damage, 7 = Any remaining friable ACBM or friable suspected ACBM, X = not applicable (material is non-ACBM or nonfriable surfacing or miscellaneous material), None = No assessment category provided in original inspection.

ext- wood walls

Sample Reinspection Form 1: Original AHERA Inspection Information Abstracted from the Management Plan

Page ____ of ____

School Juan Cabrillo E.S. Building walkways Date(s) of Original AHERA Inspection 2-20-07

Homogeneous sampling areas		Material category	Asbestos content	Friability	AHERA assessment category (1-7, X, None)	Recorded locations of material for each assessment category	Response actions taken/ renovations/other comments
ID number	Material description						
7566	gray Rolled on roof core.	TSI Surf. Misc.	Assumed Yes No	F NF X		walkways (All) 9000 sq. FT	walkway bet. Bldgs A & B
7580	ROOFMASTIC	TSI Surf. Misc.	Assumed Yes No	F NF X		walways. piping 800 sq. FT woodsupports/stands	[illegible]
		TSI Surf. Misc.	Assumed Yes No	F NF X			
		TSI Surf. Misc.	Assumed Yes No	F NF X			
		TSI Surf. Misc.	Assumed Yes No	F NF X			
		TSI Surf. Misc.	Assumed Yes No	F NF X			

Information abstracted by _____ Date _____

Friability: F = friable, NF = nonfriable, X = not applicable (material is non-ACBM)

AHERA assessment category: 1 = Damaged or significantly damaged TSI ACBM, 2 = Damaged friable surfacing ACBM, 3 = Significantly damaged friable surfacing ACBM, 4 = Damaged or significantly damaged friable miscellaneous ACBM, 5 = ACBM with potential for damage, 6 = ACBM with potential for significant damage, 7 = Any remaining friable ACBM or friable suspected ACBM, X = not applicable (material is non-ACBM or nonfriable surfacing or miscellaneous material), None = No assessment category provided in original inspection.

APPENDIX C

SAMPLE LOCATION MAP

MAIN PLAYGROUND

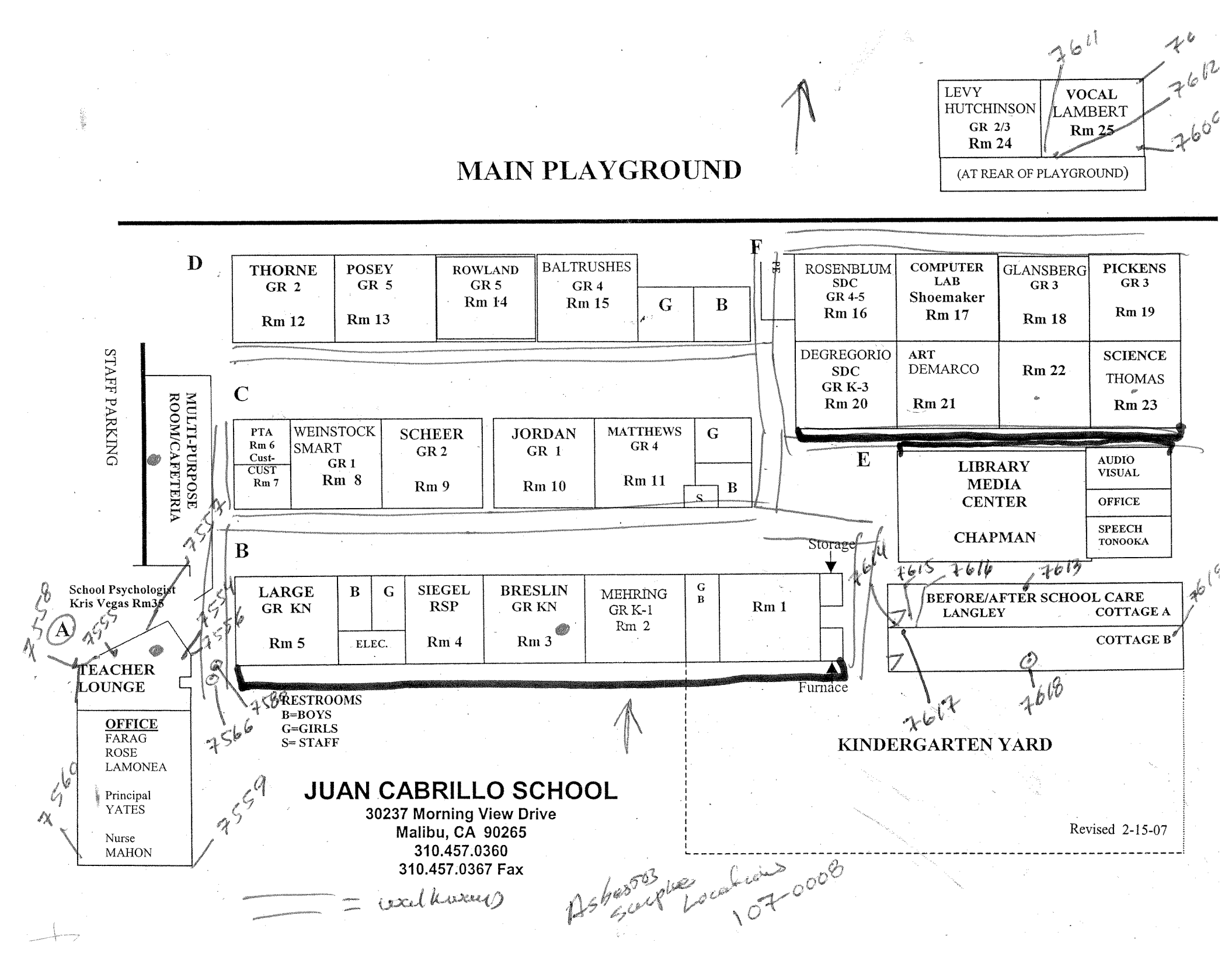
LEVY HUTCHINSON GR 2/3 Rm 24
VOCAL LAMBERT Rm 25
(AT REAR OF PLAYGROUND)
D
THORNE GR 2 Rm 12
POSEY GR 5 Rm 13
ROWLAND GR 5 Rm 14
BALTRUSHES GR 4 Rm 15
G
B
F
ROSENBLUM SDC GR 4-5 Rm 16
COMPUTER LAB Shoemaker Rm 17
GLANSBERG GR 3 Rm 18
PICKENS GR 3 Rm 19
DEGREGORIO SDC GR K-3 Rm 20
ART DEMARCO Rm 21
Rm 22
SCIENCE THOMAS Rm 23
STAFF PARKING
MULTI-PURPOSE ROOM/CAFETERIA
C
PTA Rm 6 Cust-
CUST Rm 7
WEINSTOCK SMART GR 1 Rm 8
SCHEER GR 2 Rm 9
JORDAN GR 1 Rm 10
MATTHEWS GR 4 Rm 11
G
S
B
E
LIBRARY MEDIA CENTER CHAPMAN
AUDIO VISUAL
OFFICE
SPEECH TONOOKA
Storage
B
LARGE GR KN Rm 5
B
G
ELEC.
SIEGEL RSP Rm 4
BRESLIN GR KN Rm 3
MEHRING GR K-1 Rm 2
G
B
Rm 1
BEFORE/AFTER SCHOOL CARE
LANGLEY
COTTAGE A
COTTAGE B
School Psychologist Kris Vegas Rm35
A
TEACHER LOUNGE
OFFICE
FARAG
ROSE
LAMONEA
Principal
YATES
Nurse
MAHON
RESTROOMS
B=BOYS
G=GIRLS
S= STAFF
Furnace
KINDERGARTEN YARD
7611
7612
7613
7614
7615
7616
7617
7618
7619
7620
7621
7622
7623
7624
7625
7626
7627
7628
7629
7630
7631
7632
7633
7634
7635
7636
7637
7638
7639
7640
7641
7642
7643
7644
7645
7646
7647
7648
7649
7650

Cove base & glue

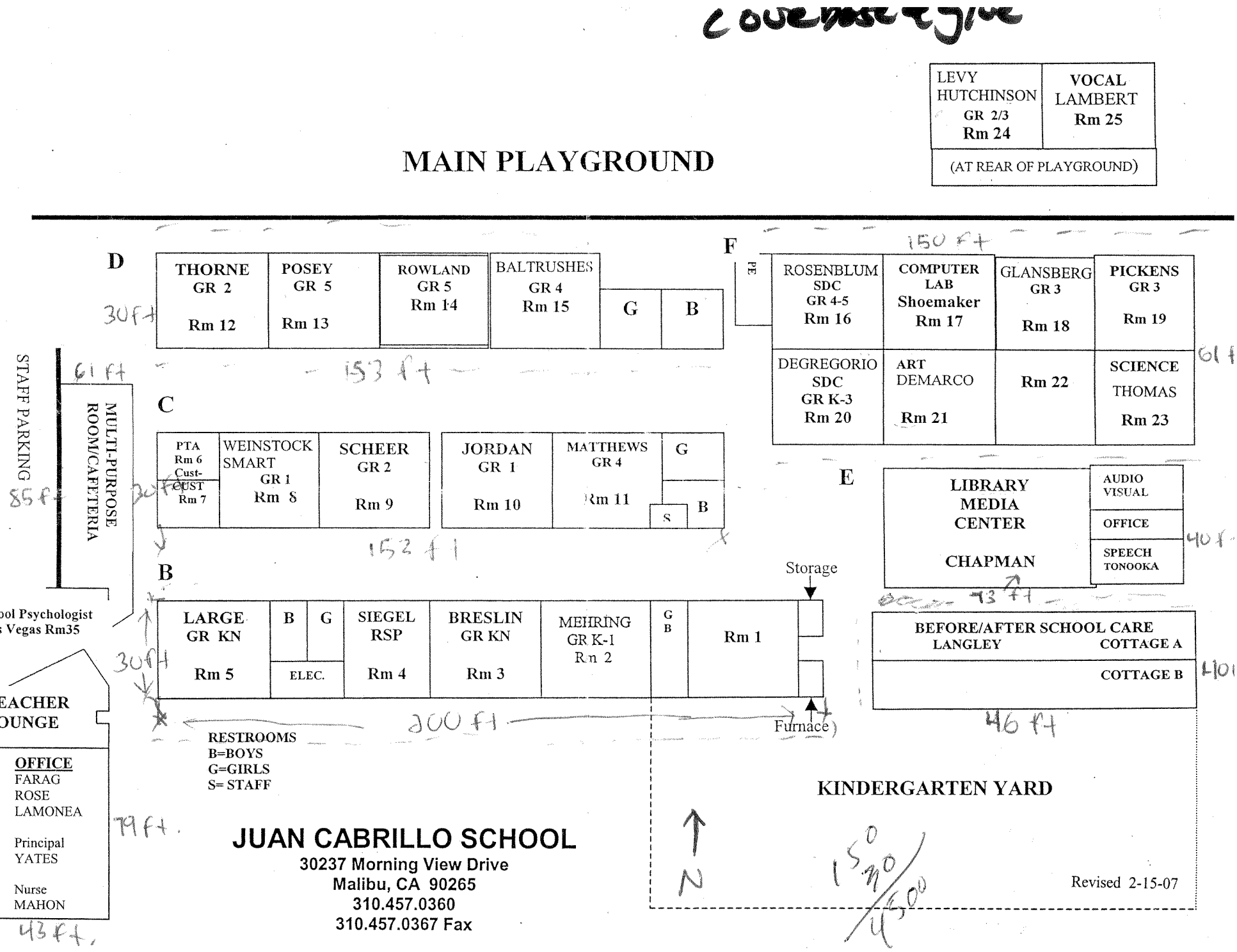

JUAN CABRILLO SCHOOL
30237 Morning View Drive
Malibu, CA 90265
310.457.0360
310.457.0367 Fax

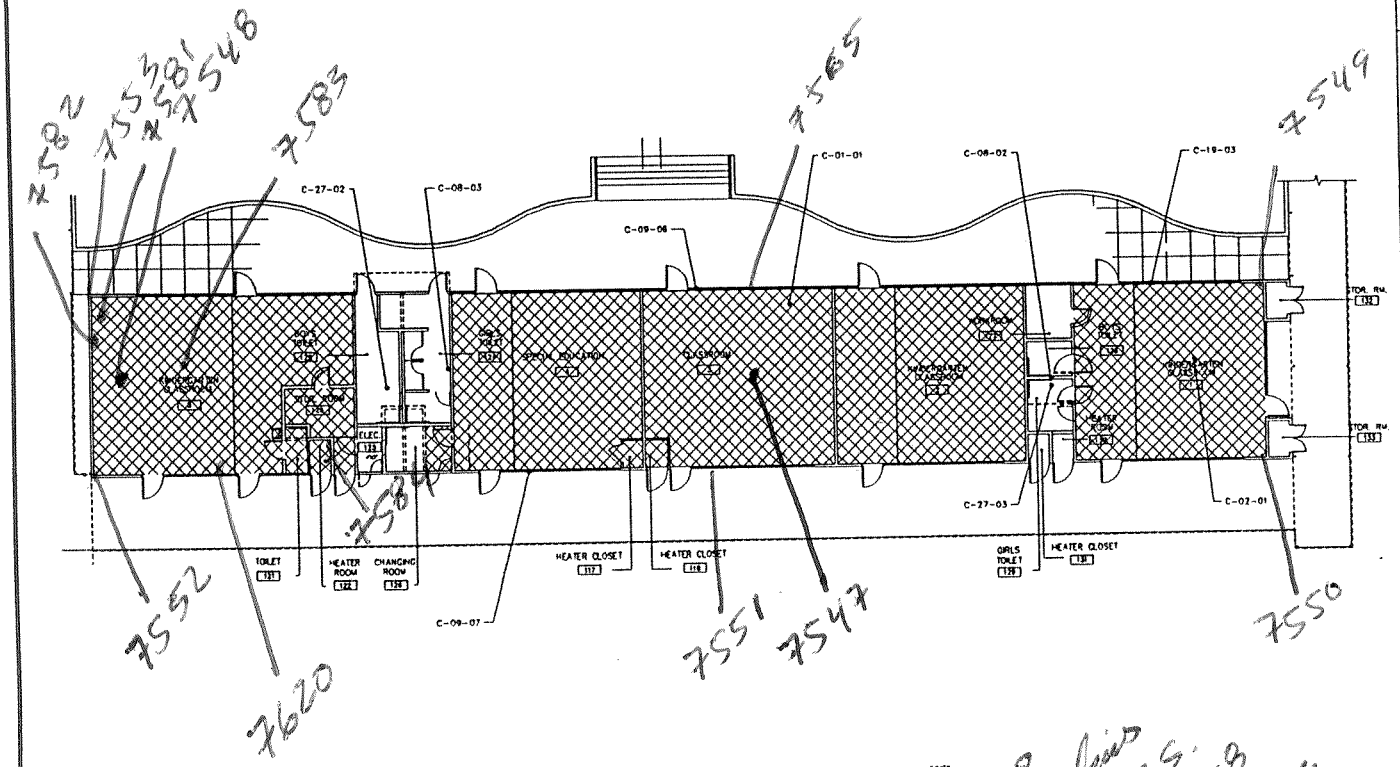

BUILDING "B" FLOOR PLAN

SCALE: 1/8" = 1'-0"

Asbestos Sample Locations
Cabrillo E.S.
707-0068
V. Sanchez

PROJECT NORTH

BUILDING "B"

1/8"=1'-0" | 1

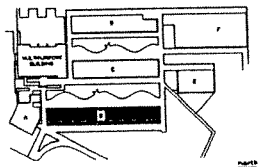

KEY PLAN

NOTES:

1. ASSUMED ASBESTOS CONTAINING CHALKBOARDS LOCATED IN CLASSROOMS.
2. ASBESTOS CONTAINING WINDOW PUTTY LOCATED ON EXTERIOR WINDOW FRAMES.
4. ASSUMED ASBESTOS CONTAINING FIRE DOORS LOCATED IN MECHANICAL ROOMS.
5. ASBESTOS CONTAINING SINK UNDERCOATING LOCATED IN CLASSROOMS.

LEGEND

ASBESTOS-CONTAINING 9"x 9" FLOOR TILE AND MASTIC

C A P E
ENVIRONMENTAL MANAGEMENT I N C

20280 S Vermont Ave.
Suite 200
Torrance, CA 90502
(310) 532-4600

REVISIONS:

No.	Date	Remarks

PROJECT NAME:

JUAN CABRILLO ELEMENTARY SCHOOL
SANTA MONICA - MALIBU UNIFIED SCHOOL DISTRICT

SHEET TITLE:

BUILDING B FLOOR PLAN

CAPE NO. 41017 27

SHEET	DRAWN BY
AS8-01	P.MCKINZIE
OF	CHECKED BY
	K.GATES
ABLDG-B	DATE: OCT. 92

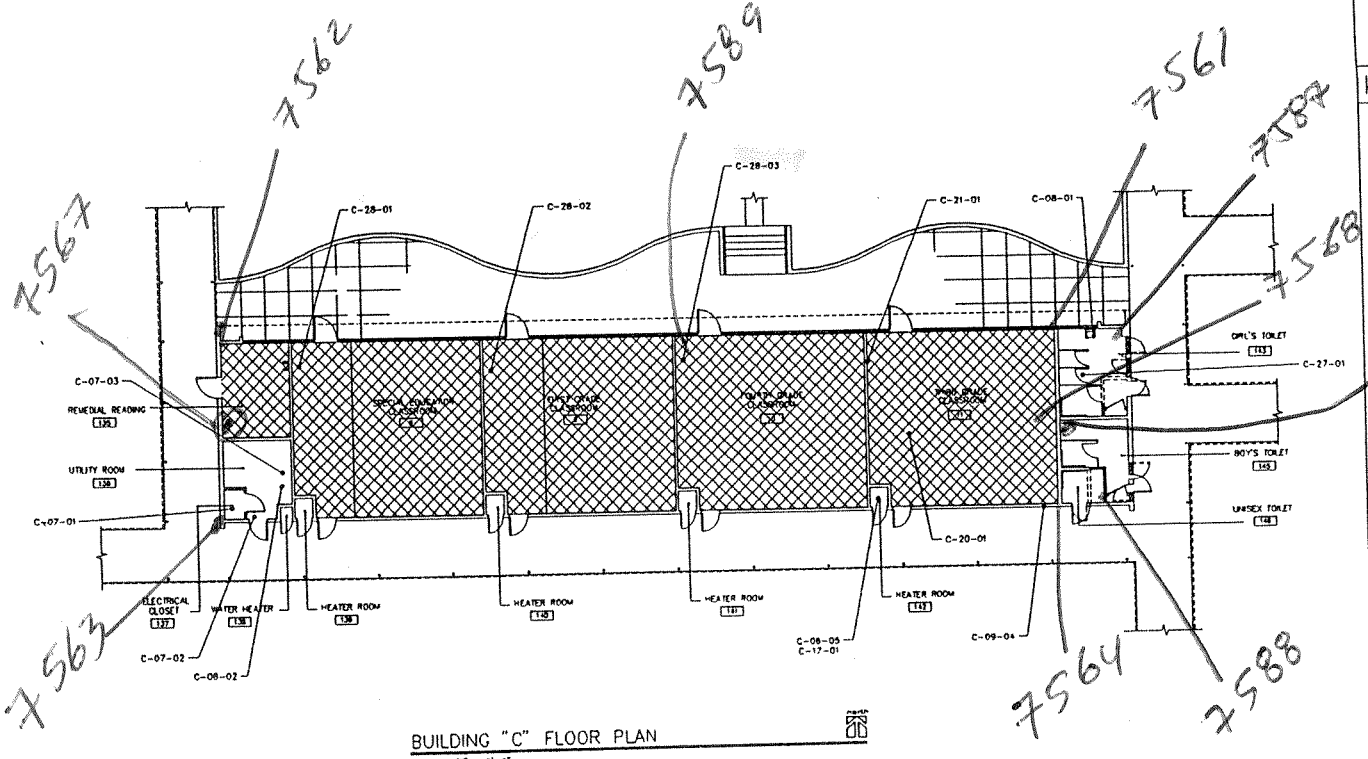

BUILDING "C" FLOOR PLAN

SCALE: 1/8" = 1'-0"

PROJECT NORTH

BUILDING "C"

1/8"=1'-0" | 1

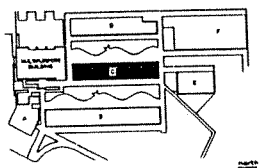

KEY PLAN

NOTES:

1. ASSUMED ASBESTOS CONTAINING CHALKBOARDS LOCATED IN CLASSROOMS
2. ASBESTOS CONTAINING WINDOW PUTTY LOCATED ON EXTERIOR WINDOW FRAMES
3. ASBESTOS CONTAINING EXHAUST FLUE JOINT TAPE LOCATED IN MECHANICAL ROOMS.
4. ASBESTOS CONTAINING SINK UNDERCOATINGS LOCATED IN CLASSROOMS
5. ASSUMED ASBESTOS CONTAINING FIRE DOORS LOCATED IN MECHANICAL ROOMS.

LEGEND

ASBESTOS-CONTAINING 9"x 9" FLOOR TILE AND MASTIC

C A P E
ENVIRONMENTAL MANAGEMENT I N C
20260 S Vermont Ave.
Suite 250
Torrance, CA 90502
(310) 532-4600

REVISIONS:

No.	Date	Remarks

PROJECT NAME:

JUAN CABRILLO ELEMENTARY SCHOOL
Santa Monica - Malibu Unified School District

SHEET TITLE:

BUILDING C FLOOR PLAN

Job No. 41017.27

SHT:	DRAWN BY:
ASB-02	P.MCKINZIE
OF:	CHECKED BY: K.GATES
ABLDG-C	DATE: OCT. 92

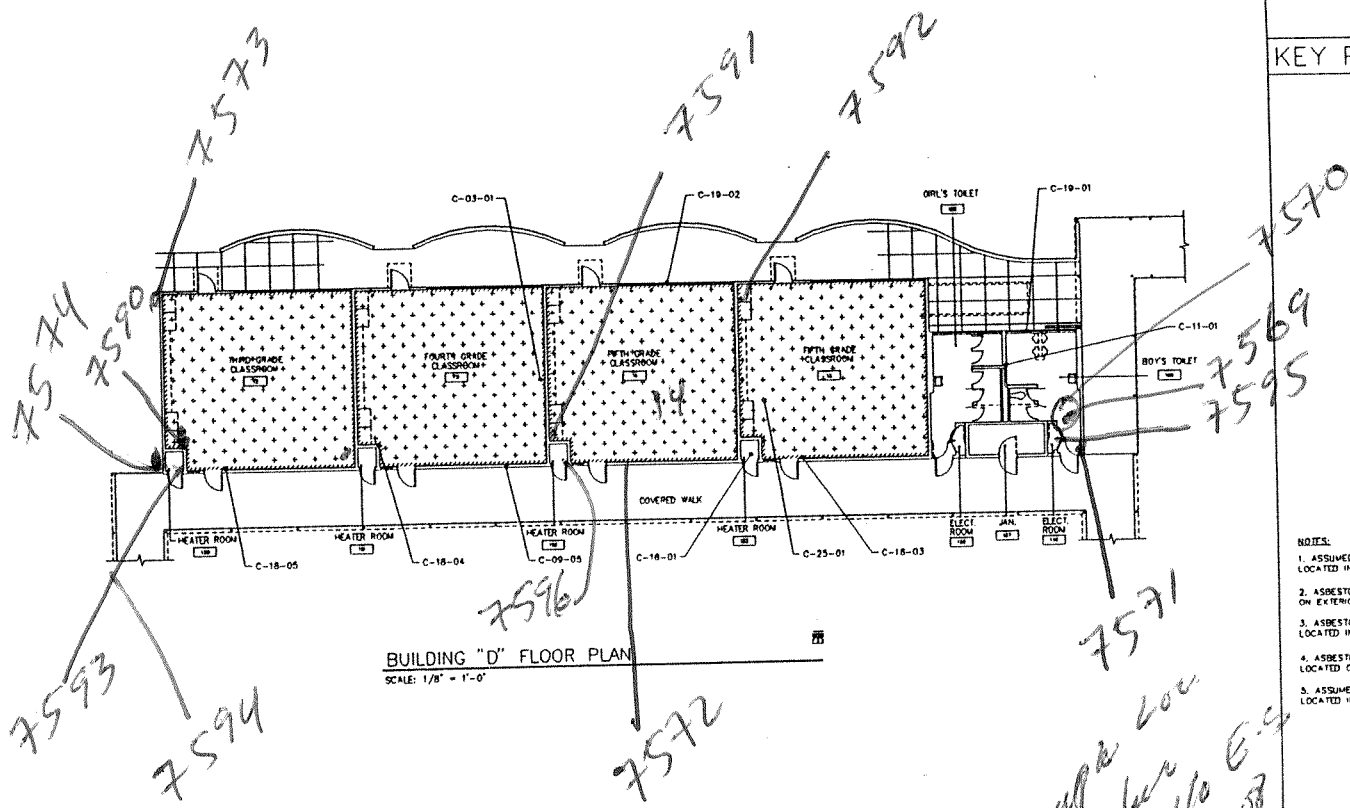

BUILDING "D" FLOOR PLAN
SCALE: 1/8" = 1'-0"

Asbestos Sample Loc
✓ Sunker
Carrillo E.S.
107-0008

PROJECT NORTH

BUILDING "D"

1/8"=1'-0" | 1

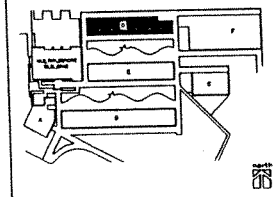

KEY PLAN

NOTES:

1. ASSUMED ASBESTOS CONTAINING CHALKBOARDS LOCATED IN CLASSROOMS.
2. ASBESTOS CONTAINING WINDOW PUTTY LOCATED ON EXTERIOR WINDOW FRAMES.
3. ASBESTOS CONTAINING SINK UNDERCOATING LOCATED IN CLASSROOMS.
4. ASBESTOS CONTAINING HVAC CANVAS WRAP LOCATED ON DUCT INSULATION IN MECH. ROOMS.
5. ASSUMED ASBESTOS CONTAINING FIRE DOORS LOCATED IN MECHANICAL ROOMS.

LEGEND

ASBESTOS-CONTAINING 12"X 12" FLOOR TILE AND MASTIC.

ASBESTOS-CONTAINING GYPSUM BOARD WALL AND JOINT COMPOUND

CAPE ENVIRONMENTAL MANAGEMENT INC
20280 S Vermont Ave.
Suite 250
Torrance, CA 90502
(310) 532-4500

REVISIONS:

No.	Date	Remarks

PROJECT NAME:
JUAN CABRILLO ELEMENTARY SCHOOL
SANTA MONICA - MALIBU UNIFIED SCHOOL DISTRICT

SHEET TITLE:
BUILDING D FLOOR PLAN

JOB NO: 41017 27

SHEET: ASB-03	DRAWN BY: P.MCKINZIE
OF:	CHECKED BY: K.GATES
ABLDG-D	DATE: OCT. 92

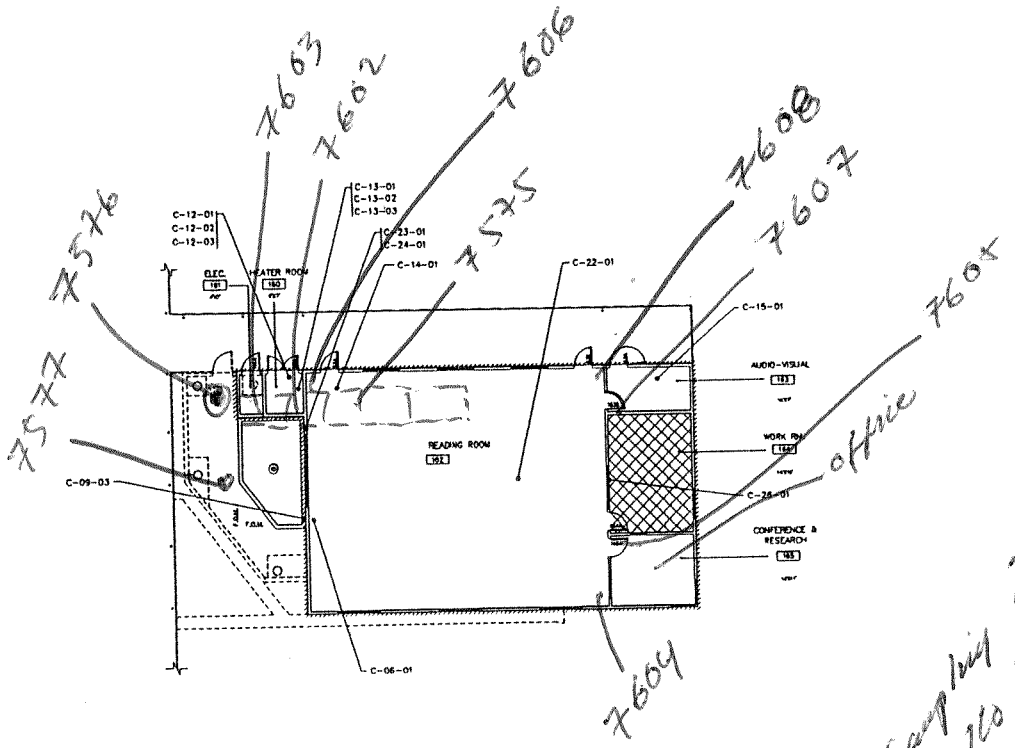

BUILDING "E" FLOOR PLAN

SCALE: 1/8" = 1'-0"

Asbestos sampling 2000
Juan Cabrillo E.S.
107-0008
V. Sanchez

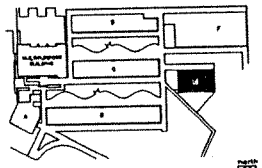

KEY PLAN

NOTES:

1. ASSUMED ASBESTOS CONTAINING FIRE DOORS LOCATED IN MECHANICAL ROOMS.
2. ASBESTOS CONTAINING WINDOW PUTTY LOCATED ON EXTERIOR WINDOW FRAMES.
3. ASBESTOS CONTAINING PIPE INSULATION LOCATED IN BUILDING.
4. ASBESTOS CONTAINING PIPE FITTINGS LOCATED IN BUILDING.

LEGEND

ASBESTOS CONTAINING EXTERIOR STUCCO

ASBESTOS-CONTAINING 9"x 9" FLOOR TILE AND MASTIC

PROJECT NORTH

BUILDING "E"

1/8"=1'-0" | 1

C A P E
ENVIRONMENTAL MANAGEMENT I N C
20960 S Vermont Ave.
Suite 250
Torrance, CA 90502
(310) 532-4800

REVISIONS:

No.	Date	Remarks

PROJECT NAME:

JUAN CABRILLO ELEMENTARY SCHOOL
Santa Monica - Malibu Unified School District

SHEET TITLE

BUILDING E FLOOR PLAN

JOB NO. 41017.27

SHEET	DRAWN BY:
ASB-04	P.MCKINZIE
DF:	CHECKED BY: K.GATES
ABLDG-E	DATE: OCT. 92

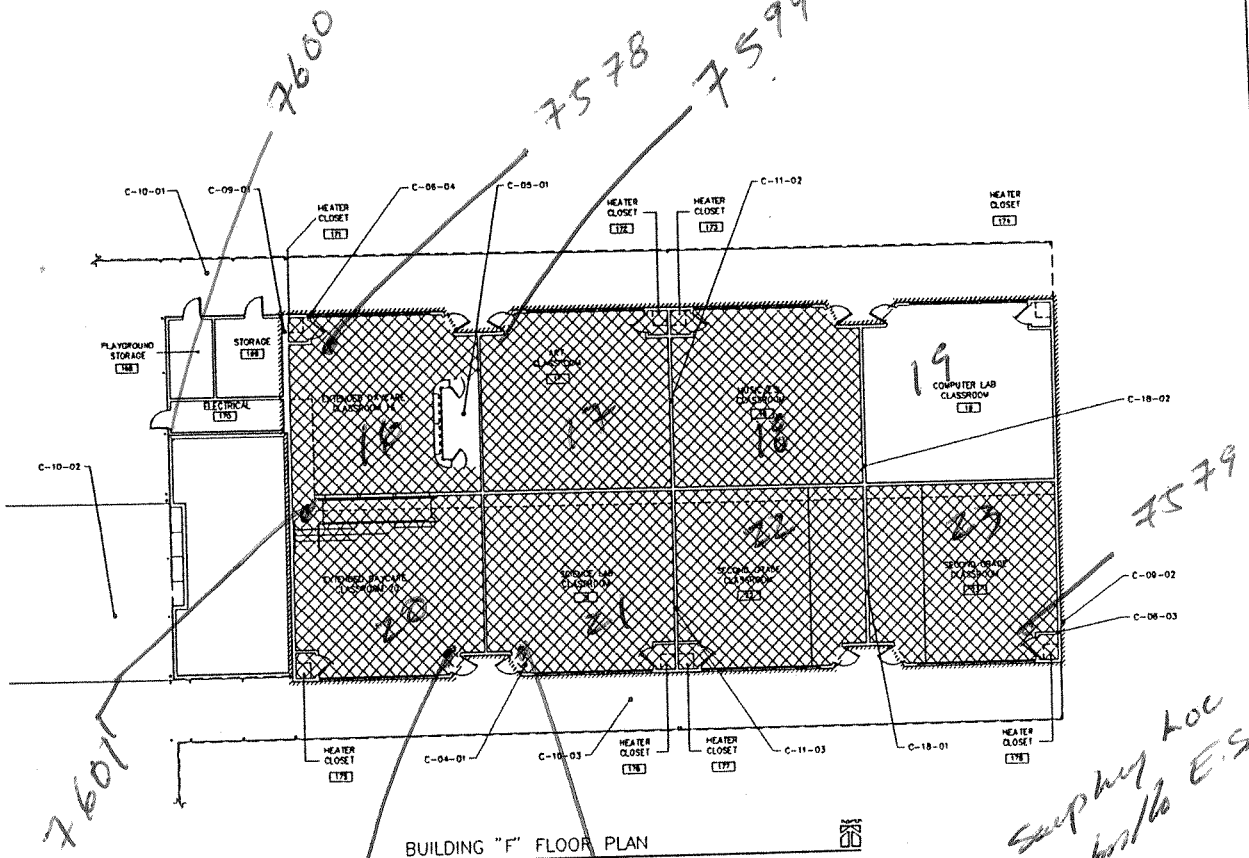

BUILDING "F" FLOOR PLAN

SCALE: 1/8" = 1'-0"

PROJECT NORTH

BUILDING "F"

1/8"=1'-0" | 1

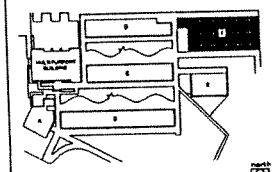

KEY PLAN

NOTES:

1. ASSUMED ASBESTOS CONTAINING CHALKBOARDS LOCATED IN CLASSROOMS.
2. ASBESTOS CONTAINING PORTICO OVERHANG STUCCO LOCATED ON OVERHANG AROUND BUILDING.
4. ASBESTOS CONTAINING SINK UNDERCOATINGS LOCATED IN CLASSROOMS.
5. ASBESTOS CONTAINING WINDOW PUTTY LOCATED ON EXTERIOR WINDOW FRAMES.

LEGEND

ASBESTOS CONTAINING EXTERIOR STUCCO

ASBESTOS-CONTAINING 9" x 9" FLOOR TILE AND MASTIC

C A P E
ENVIRONMENTAL MANAGEMENT I N C

20280 S Vermont Ave
Suite 250
Torrance, CA 90502
(310) 532-4600

REVISIONS:

No.	Date	Remarks

PROJECT NAME:

JUAN CABRILLO ELEMENTARY SCHOOL
SANTA MONICA - MALIBU UNIFIED SCHOOL DISTRICT

SHEET TITLE:

BUILDING F FLOOR PLAN

JOB NO. 41017 27

SCALE: ASB-05	DRAWN BY: P.MCKINZIE
DWG. ABLDG-F	CHECKED BY: K.CATES
	DATE: OCT. 92

APPENDIX D

CTL EMPLOYEE CERTIFICATIONS

State of California
Division of Occupational Safety and Health

Certified Site Surveillance Technician

Victor M Sanchez

Name

Certification No. 01-2872

Expires on 03/09/07

This certification was issued by the Division of Occupational Safety and Health as authorized by Sections 7180 et seq. of the Business and Professions Code.

Certificate Of Completion

Victor Sanchez

Ending four digits SS#: 9626

Has attended and completed the training course entitled:

Asbestos Building Inspector Refresher Course

DOSH Course # **CA-015-06**
Certificate # **BIRC090906008N**
Training Director: **Alan D. Dages**
Signature:

Start Date: **09/09/06**
Course End Date: **09/09/06**
Expiration Date: **09/08/07**
Instructor: **Rodger Sandlin**

This course satisfies the education requirements for Asbestos accreditation under the Toxic Substances Control Act, Title II. This course has been approved by the Department of Industrial Relations, Division of Occupational Safety and Health of the State of California

NATEC INTERNATIONAL
1100 Technology Circle – Suite A, Anaheim, CA 92805
www.natecintl.com 714/678-2750 800/969-3228 (FAX) 714/678-2757

Certificate Of Completion

Victor Sanchez

(Ending four digits) SS#: 9626

Has attended and completed the training course entitled:

Asbestos Contractor / Supervisor Refresher Course

DOSH Course # **CA-015-04**
Certificate # **AASR052606001N**
Training Director: **Alan D. Dages**
Signature:

Start Date: **05/26/06**
Course End Date: **05/26/06**
Expiration Date: **05/25/07**
Instructor: **Orville Allen**

This course satisfies the education requirements for Asbestos accreditation under the Toxic Substances Control Act, Title II. This course has been approved by the Department of Industrial Relations, Division of Occupational Safety and Health of the State of California

NATEC INTERNATIONAL
1100 Technology Circle – Suite A, Anaheim, CA 92805
www.natecintl.com 714/678-2750 800/969-3228 (FAX) 714/678-2757

APPENDIX E

PREVIOUS SURVEY RECORD

CABRILLO

BUILDING INSPECTION REPORT AND ASBESTOS MANAGEMENT PLAN

BUILDING NUMBER : B
ASBESTOS-CONTAINING MATERIAL DESCRIPTION : 9" x 9" Brown Flor TILE
HOMOGENEOUS AREA # :
FUNCTIONAL AREA : Classrooms 1, 2, 3

TYPE OF MATERIAL : SURFACING _____ THERMAL SYSTEM INSULATION ___ MISC. ✓

APPROXIMATE QUANTITY : ~~2000 SF~~ 1900 SF

FRIABILITY : NON-FRIABLE ✓
MODERATELY FRIABLE _____
FRIABLE _____

MATERIAL LOCATIONS : Room 1-B

SAMPLE #	SAMPLE LOCATION	ANALYSIS RESULTS

CONDITION OF ACM OR ACE:

Percent Distributed damage: None
Type of damage: No Damage
Overall rating: Good Condition (3)

POTENTIAL FOR DISTURBANCE OF ACM OR ACE:

	LOW 1	2	3	4	HIGH 5
Potential for contact:				✓	
Influence of vibration:		✓			
Potential for air erosion:		✓			

IS MATERIAL ACCESSIBLE?: Yes

IS MATERIAL LOCATED IN AN AIR PLENUM?: No

MANAGEMENT PLANNER'S HAZARD ASSESSMENT: Good Condition with potential for damage

MANAGEMENT PLANNER'S RECOMMENDED RESPONSE ACTION: O & M; maintain and monitor

INSPECTOR'S COMMENTS:

Continue O & M

ABRILLO

BUILDING INSPECTION REPORT AND ASBESTOS MANAGEMENT PLAN

BUILDING NUMBER : B
ASBESTOS-CONTAINING MATERIAL DESCRIPTION : 9" x 9" MAROON FLOOR TILE
HOMOGENEOUS AREA # :
FUNCTIONAL AREA : CLASSROOM 1

TYPE OF MATERIAL : SURFACING ____ THERMAL SYSTEM INSULATION ___ MISC. ✓

APPROXIMATE QUANTITY : 900 SF

FRIABILITY : NON-FRIABLE ✓
MODERATELY FRIABLE ____
FRIABLE ____

MATERIAL LOCATIONS : Bldg B Classroom

SAMPLE #	SAMPLE LOCATION	ANALYSIS RESULTS

CONDITION OF ACM OR ACE:

Percent Distributed damage: None
Type of damage: No Damage
Overall rating: Good Condition (3)

POTENTIAL FOR DISTURBANCE OF ACM OR ACE:

	LOW 1	2	3	4	HIGH 5
Potential for contact:				✓	
Influence of vibration:		✓			
Potential for air erosion:		✓			

IS MATERIAL ACCESSIBLE?: Yes

IS MATERIAL LOCATED IN AN AIR PLENUM?: NO

MANAGEMENT PLANNER'S HAZARD ASSESSMENT: Good Condition with potential for damage

MANAGEMENT PLANNER'S RECOMMENDED RESPONSE ACTION: O & M, reduce potential for disturb

INSPECTOR'S COMMENTS:

Continue O&M

CABRILLO

BUILDING INSPECTION REPORT AND ASBESTOS MANAGEMENT PLAN

BUILDING NUMBER : D
ASBESTOS-CONTAINING MATERIAL DESCRIPTION : EXHAUST TAPE.
HOMOGENEOUS AREA # :
FUNCTIONAL AREA : HEATER Rooms

TYPE OF MATERIAL : SURFACING ____ THERMAL SYSTEM INSULATION ✓ MISC. ____

APPROXIMATE QUANTITY : 10

FRIABILITY : NON-FRIABLE ✓
MODERATELY FRIABLE ____
FRIABLE ____

MATERIAL LOCATIONS : HEATER Rooms 12-115

SAMPLE #	SAMPLE LOCATION	ANALYSIS RESULTS

CONDITION OF ACM OR ACE:

Percent Distributed damage: None
Type of damage: No Damage
Overall rating: Good Condition (3)

POTENTIAL FOR DISTURBANCE OF ACM OR ACE:

	LOW 1	2	3	4	HIGH 5
Potential for contact:			✓		
Influence of vibration:		✓			
Potential for air erosion:		✓			

IS MATERIAL ACCESSIBLE?: Yes

IS MATERIAL LOCATED IN AN AIR PLENUM?: NO

MANAGEMENT PLANNER'S HAZARD ASSESSMENT: Good Condition with potential for damage

MANAGEMENT PLANNER'S RECOMMENDED RESPONSE ACTION: O&M reduce potential for disturbance

INSPECTOR'S COMMENTS:

Continue O&M

CABRILLO

BUILDING INSPECTION REPORT AND ASBESTOS MANAGEMENT PLAN

BUILDING NUMBER : E
ASBESTOS-CONTAINING MATERIAL DESCRIPTION : 9" x 9" GREY FLOOR TILE
HOMOGENEOUS AREA # :
FUNCTIONAL AREA : CLASSROOMS

TYPE OF MATERIAL : SURFACING _____ THERMAL SYSTEM INSULATION ___ MISC. ✓

APPROXIMATE QUANTITY : 4000 SF

FRIABILITY : NON-FRIABLE ✓
MODERATELY FRIABLE _____
FRIABLE _____

MATERIAL LOCATIONS : C-CLASSROOMS 16 THRU 21 (EVEN NUMBERS)

SAMPLE #	SAMPLE LOCATION	ANALYSIS RESULTS

CONDITION OF ACM OR ACE:

Percent Distributed damage: NONE
Type of damage: NO DAMAGE
Overall rating: GOOD CONDITION (2)

POTENTIAL FOR DISTURBANCE OF ACM OR ACE:

	LOW 1	2	3	4	HIGH 5
Potential for contact:				✓	
Influence of vibration:		✓			
Potential for air erosion:		✓			

IS MATERIAL ACCESSIBLE?: YES

IS MATERIAL LOCATED IN AN AIR PLENUM?: NO

MANAGEMENT PLANNER'S HAZARD ASSESSMENT: Good condition with low potential for damage

MANAGEMENT PLANNER'S RECOMMENDED RESPONSE ACTION: maintain and monitor

INSPECTOR'S COMMENTS: INTACT CONTINUE O&M

Tiles underneath Carpet in two of the rooms

[redacted]

CABT1/10

BUILDING INSPECTION REPORT AND ASBESTOS MANAGEMENT PLAN

BUILDING NUMBER : E
ASBESTOS-CONTAINING MATERIAL DESCRIPTION : 9" x 9" LIGHT BROWN FLOOR TILE
HOMOGENEOUS AREA # :
FUNCTIONAL AREA : Classrooms 16 Thru 21 (odd numbers)

TYPE OF MATERIAL : SURFACING ____ THERMAL SYSTEM INSULATION ____ MISC. ✓

APPROXIMATE QUANTITY : 4000 SF

FRIABILITY : NON-FRIABLE ✓
MODERATELY FRIABLE ____
FRIABLE ____

MATERIAL LOCATIONS : CLASSROOMS 16 THRU 21 (ODD NUMBERS)

SAMPLE #	SAMPLE LOCATION	ANALYSIS RESULTS

CONDITION OF ACM OR ACE:

Percent Distributed damage: None
Type of damage: No Damage
Overall rating: Good Condition (3)

POTENTIAL FOR DISTURBANCE OF ACM OR ACE:

	LOW 1	2	3	4	HIGH 5
Potential for contact:				✓	
Influence of vibration:		✓			
Potential for air erosion:		✓			

IS MATERIAL ACCESSIBLE?: Yes

IS MATERIAL LOCATED IN AN AIR PLENUM?: No

MANAGEMENT PLANNER'S HAZARD ASSESSMENT: Good Condition with potential for damage

MANAGEMENT PLANNER'S RECOMMENDED RESPONSE ACTION: O&M, maintain and monitor

INSPECTOR'S COMMENTS: Intact Continue O&M

CABRILLO

BUILDING INSPECTION REPORT AND ASBESTOS MANAGEMENT PLAN

BUILDING NUMBER : [redacted] F
ASBESTOS-CONTAINING MATERIAL DESCRIPTION : 9" x 9" BROWN FLOOR TILE
HOMOGENEOUS AREA # :
FUNCTIONAL AREA : TEACHERS LOUNGE

TYPE OF MATERIAL : SURFACING ____ THERMAL SYSTEM INSULATION ____ MISC. ✓

APPROXIMATE QUANTITY : 600SF

FRIABILITY : NON-FRIABLE ✓
MODERATELY FRIABLE ____
FRIABLE ____

MATERIAL LOCATIONS :

SAMPLE #	SAMPLE LOCATION	ANALYSIS RESULTS

CONDITION OF ACM OR ACE:

Percent Distributed damage: None
Type of damage: No Damage
Overall rating: Good Condition (2)

POTENTIAL FOR DISTURBANCE OF ACM OR ACE:

	LOW 1	2	3	4	HIGH 5
Potential for contact:			✓		
Influence of vibration:		✓			
Potential for air erosion:		✓			

IS MATERIAL ACCESSIBLE?: Yes

IS MATERIAL LOCATED IN AN AIR PLENUM?: No

MANAGEMENT PLANNER'S HAZARD ASSESSMENT: Good Condition with low potential for damage

MANAGEMENT PLANNER'S RECOMMENDED RESPONSE ACTION: O&M. Maintain and monitor

INSPECTOR'S COMMENTS: Intact Continue O&M

None

~~MALIBU PARK~~ CABRILLO

BUILDING INSPECTION REPORT AND ASBESTOS MANAGEMENT PLAN

BUILDING NUMBER : F
ASBESTOS-CONTAINING MATERIAL DESCRIPTION : 4" FTG
HOMOGENEOUS AREA # :
FUNCTIONAL AREA : Heater Room

TYPE OF MATERIAL : SURFACING ____ THERMAL SYSTEM INSULATION ✓ MISC. ____

APPROXIMATE QUANTITY : 15 FG

FRIABILITY : NON-FRIABLE ✓
MODERATELY FRIABLE ✓
FRIABLE ____

MATERIAL LOCATIONS : Heater room

SAMPLE #	SAMPLE LOCATION	ANALYSIS RESULTS

CONDITION OF ACM OR ACE:

Percent Distributed damage: < 1% damage
Type of damage: water damage
Overall rating: (G)

POTENTIAL FOR DISTURBANCE OF ACM OR ACE:

	LOW 1	2	3	4	HIGH 5
Potential for contact:			✓	✓	
Influence of vibration:				✓	
Potential for air erosion:				✓	

IS MATERIAL ACCESSIBLE?: yes

IS MATERIAL LOCATED IN AN AIR PLENUM?: NO

MANAGEMENT PLANNER'S HAZARD ASSESSMENT: Damage with potential for significant damage

MANAGEMENT PLANNER'S RECOMMENDED RESPONSE ACTION: Repair to correct damage or remove.

INSPECTOR'S COMMENTS:

Repair or remove

C. ABRILLO

BUILDING INSPECTION REPORT AND ASBESTOS MANAGEMENT PLAN

BUILDING NUMBER : F
ASBESTOS-CONTAINING MATERIAL DESCRIPTION : 4" STR
HOMOGENEOUS AREA # :
FUNCTIONAL AREA : ~~MECHANICAL ROOM~~ HEATER Room

TYPE OF MATERIAL : SURFACING ____ THERMAL SYSTEM INSULATION ✓ MISC. ____

APPROXIMATE QUANTITY : 30LF

FRIABILITY : NON-FRIABLE ____ ✓
MODERATELY FRIABLE ____ ✓
FRIABLE ____

MATERIAL LOCATIONS : ~~NAE~~

SAMPLE #	SAMPLE LOCATION	ANALYSIS RESULTS

CONDITION OF ACM OR ACE:

Percent Distributed damage: < 10% damage
Type of damage: Age water damage
Overall rating: (5) (Fan Conductor)

POTENTIAL FOR DISTURBANCE OF ACM OR ACE:

	LOW 1	2	3	4	HIGH 5
Potential for contact:			✓		
Influence of vibration:				✓	
Potential for air erosion:				✓	

IS MATERIAL ACCESSIBLE?: Yes

IS MATERIAL LOCATED IN AN AIR PLENUM?: No

MANAGEMENT PLANNER'S HAZARD ASSESSMENT: Damage with potential for more damage

MANAGEMENT PLANNER'S RECOMMENDED RESPONSE ACTION: Repair to Correct damage or remove when feasible

INSPECTOR'S COMMENTS:

Repair or remove

United States Department of Commerce
National Institute of Standards and Technology

NVLAP

Certificate of Accreditation

HYGEIA ENVIRONMENTAL LABORATORIES, INC.
SIERRA MADRE, CA

is recognized under the National Voluntary Laboratory Accreditation Program for satisfactory compliance with criteria established in Title 15, Part 7 Code of Federal Regulations. Accreditation is awarded for specific services, listed on the Scope of Accreditation, for:

BULK ASBESTOS FIBER ANALYSIS

April 1, 1992
Effective until

DEPARTMENT OF COMMERCE * UNITED STATES OF AMERICA *

Nancy M. Mahaffey
For the National Institute of Standards and Technology

NVLAP LAB CODE: 1011 04

United States Department of Commerce
National Institute of Standards and Technology

NVLAP

Certificate of Accreditation

APPLIED ENVIRONMENTAL TESTING LABS., INC

ATLANTA, GA

is recognized under the National Voluntary Laboratory Accreditation Program for satisfactory compliance with criteria established in Title 15, Part 7 Code of Federal Regulations. Accreditation is awarded for specific services, listed on the Scope of Accreditation, for:

BULK ASBESTOS FIBER ANALYSIS

April 1, 1993
Effective until

DEPARTMENT OF COMMERCE * UNITED STATES OF AMERICA *

For the National Institute of Standards and Technology

EPA Accredited AHERA Approved

OCCUTRAIN

OCCUPATIONAL TRAINING INSTITUTE, INC.

BE IT KNOWN TO ALL THAT
WILFRED NWAGBOSO
SS# 444-74-1952

HAS SUCCESSFULLY COMPLETED A 1 / 2 DAY COURSE AND, AFTER PASSING

THE REQUIRED EXAMINATION, IS AWARDED THIS CERTIFICATE

ON

MARCH 5, 1993
FOR

INSPECTING BUILDING

FOR ASBESTOS

Annual Refresher course

IBFA-R-210-93
ACCREDITATION NO.

MARCH 5, 1994
EXPIRATION DATE

Charles E. Goldshall
EXECUTIVE DIRECTOR

David E. Eaton
EXAM ADMINISTRATOR

For purposes of accreditation required under section 206 of the Toxic Substances Control Act (TSCA)
Occupational Training Institute, Inc.-(Occutrain)-200 Baker Street Ste. # 205 Costa Mesa, CA 92626-Ph: 714 556-7844

A.H.E.R.A. ACCREDITED

00438
CERTIFICATE NUMBER

NATIONAL ENVIRONMENTAL

TRAINING FOR HAZARDOUS MATERIALS AND ASBESTOS

1019 W. Manchester Blvd., Inglewood, CA 90301
In Calif. (800) 544-8323 • (213) 645-4516 • Fax (213) 645-0148

This is to certify that

WILLIE NWAGBOSO

444-74-1952

HAS SUCCESSFULLY COMPLETED THE COURSE AND PASSED THE EXAMINATION FOR MANAGEMENT PLANNER AS PRESCRIBED BY THE ENVIRONMENTAL PROTECTION AGENCY FOR PRACTICES AND PROCEDURES IN ASBESTOS ABATEMENT.

AUGUST 20-21, 1992
TRAINING DATE

AUGUST 21, 1992
EXAMINATION DATE

AUGUST 20, 1993
EXPIRATION DATE

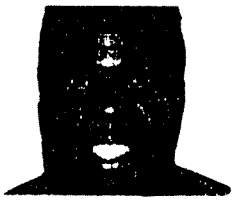

James McFarland
Program Director
NATIONAL ENVIRONMENTAL

Hygeia Environmental Laboratories Inc.

82 W. Sierra Madre Blvd.
Sierra Madre, California
91024-2434

818-355-4711
FAX: 818-355-4497

RECEIVED JUN 15 1992

Atlanta
Boston
Los Angeles
New York
Utica

June 10, 1992

Mr. Mark Sabatino
Cape Environmental Mgt. Inc.
5777 W. Century Blvd. Ste. 260
Los Angeles, CA 90045

Subject: PLM Analysis of Bulk Samples - Normal
C1122920045
41017-27

Dear Mr. Sabatino:

This report, which includes the attached Summary, contains the results of the analyses of the 63 bulk samples collected by you and submitted to this laboratory on May 23, 1992. The analyses were performed in accordance with the EPA Interim Method 600/M4-82-020, December 1982. The phase abundances provided are visually estimated and expressed as percent area. These results should be considered to lie within statistical limits of variability inherent in the method employed. On a per sample basis, the accuracy and precision of the results depend on the type of sample and on its asbestos content.

Hygeia recommends transmission electron microscopy (TEM) analysis on bulk materials which contain a large amount of interfering materials (e.g., vinyl floor tile, mastics, roofing materials, joint compounds) when polarized light microscopy (PLM) analysis shows less than one percent or undetectable quantities of asbestos. These materials often contain milled asbestos with fiber lengths of one micrometer or less. Because these fibers are not detected by PLM, PLM analysis may yield a false negative result.

Hygeia Environmental Laboratories Inc. is accredited under the NIST/NVLAP program for asbestos in bulk materials by polarized light microscopy and the State of California for asbestos analysis.

Hygeia Environmental Laboratories Inc. and its personnel shall not be liable for any misinformation provided to us by the client regarding these samples or for any misuse or interpretation of information supplied by us. Liability shall extend to providing replicate analyses only. This report must not be used by the client to claim product endorsement by NVLAP or any agency of the U.S. Government. We will retain these samples for a period of three months unless otherwise specified. This report relates only to the samples sumitted and analyzed.

If you have any questions regarding your results, this report, or the analytical methods employed, please feel free to contact us at (818) 355-4711.

Sincerely,
Hygeia Environmental Laboratories Inc.

Daniel Gamez
Supervisor of Optical Microscopy

Gustavo A. Delgado, Ph.D.
VP/Director of Operations
Hygeia, Los Angeles Region

Attachments
dag

Hygeia Environmental Laboratories Inc.

82 W. Sierra Madre Blvd
Sierra Madre, California
91024-2434

818-355-4711
FAX: 818-355-4497

Atlanta
Boston
Los Angeles
New York

Bulk Sample Analysis Summary

June 10, 1992

Mr. Mark Sabatino
Cape Environmental Mgt. Inc.
5777 W. Century Blvd. Ste. 260
Los Angeles, CA 90045

Hygeia Ref. No.: *C1122920045*
Date Received: *May 23, 1992*
Date Analyzed: *June 2, 1992*
No. Samples: *63*
Analytical Method: *EPA 600/M4-82-020*

Client Project: *41017-27*
Microscopist: *Sean McGee*

NIST / NVLAP Lab Code No. 1011-04
California Dept of Health Services
ELAP Certificate No. 1269

Client ID No. / Hygeia ID No.	Sample Description	Asbestos Detected	Analytical Results	Q.C.
C-01-01 / 65251C	tile	Yes	10% chrysotile 90% mineral filler	
C-01-01 / 65251C	mastic	No	20% mineral filler 80% organic binders	
C-02-01 / 65252C	tile	Yes	3% chrysotile 97% mineral filler	
C-02-01 / 65252C	mastic	No	20% mineral filler 80% organic binder	
C-03-01 / 65253C	tile	Yes	2% chrysotile 98% mineral filler	
C-03-01 / 65253C	mastic	Yes	10% chrysotile 20% mineral filler 70% organic binders	

Bulk Sample Analysis Summary

Date: *June 10, 1992*
Hygeia Ref. No.: *C1122920045*

Microscopist: *Sean McGee*

Client ID No. Hygeia ID No.	Sample Description	Asbestos Detected	Analytical Results	Q.C.
C-04-01 65254C	tile	Yes	5% chrysotile 95% mineral filler	X
C-04-01 65254C	mastic	Yes	10% chrysotile 10% mineral filler 80% organic binders	
C-05-01 65255C	tile	No	100% mineral filler	
C-05-01 65255C	mastic	No	30% mineral filler 70% organic binders	
C-06-01 65256C		No	100% mineral filler	
C-06-02 65257C		No	100% mineral filler	
C-06-03 65258C		No	100% mineral filler	
C-06-04 65259C		No	100% mineral filler	

Bulk Sample Analysis Summary

Date: *June 10, 1992*
Hygeia Ref. No.: *C1122920045*

Microscopist: *Sean McGee*

Client ID No. / Hygeia ID No.	Sample Description	Asbestos Detected	Analytical Results	Q.C.
C-06-05 / *65260C*		*No*	*100% mineral filler*	
C-07-01 / *65261C*		*No*	*100% mineral filler*	
C-07-02 / *65262C*		*No*	*100% mineral filler*	X
C-07-03 / *65263C*		*No*	*100% mineral filler*	
C-08-01 / *65264C*		*No*	*100% mineral filler*	
C-08-02 / *65265C*		*No*	*100% mineral filler*	
C-08-03 / *65266C*		*No*	*100% mineral filler*	
C-09-01 / *65267C*		*No*	*100% mineral filler*	

Bulk Sample Analysis Summary

Date: *June 10, 1992*
Hygeia Ref. No.: *C1122920045*

Microscopist: *Sean McGee*

Client ID No. / Hygeia ID No.	Sample Description	Asbestos Detected	Analytical Results	Q.C.
C-09-02 / *65268C*		*Yes*	*2% chrysotile* *98% mineral filler*	
C-09-03 / *65269C*		*Yes*	*2% chrysotile* *98% mineral filler*	
C-09-04 / *65270C*		*No*	*100% mineral filler*	
C-09-05 / *65271C*		*No*	*100% mineral filler*	
C-09-06 / *65272C*		*No*	*100% mineral filler*	X
C-09-07 / *65273C*		*No*	*100% mineral filler*	
C-10-01 / *65274C*		*Yes*	*2% chrysotile* *98% mineral filler*	
C-10-02 / *65275C*		*No*	*100% mineral filler*	

Bulk Sample Analysis Summary

Date: *June 10, 1992*
Hygeia Ref. No.: *C1122920045*

Microscopist: *Sean McGee*

Client ID No. / Hygeia ID No.	Sample Description	Asbestos Detected	Analytical Results	Q.C.
C-10-03 / *65276C*		*No*	*100% mineral filler*	
C-11-01 / *65277C*		*No*	*100% mineral filler*	
C-11-02 / *65278C*		*No*	*100% mineral filler*	
C-11-03 / *65279C*		*No*	*100% mineral filler*	
C-12-01 / *65280C*		*Yes*	*5% chrysotile* *30% amosite* *65% mineral filler*	
C-12-02 / *65281C*		*Yes*	*10% chrysotile* *35% amosite* *5% cellulose* *50% mineral filler*	
C-12-03 / *65282C*		*Yes*	*5% chrysotile* *30% amosite* *65% mineral filler*	
C-13-01 / *65283C*		*Yes*	*8% chrysotile* *40% fibrous glass* *52% mineral filler*	

Bulk Sample Analysis Summary

Date: *June 10, 1992*
Hygeia Ref. No.: *C1122920045*

Microscopist: *Sean McGee*

Client ID No. Hygeia ID No.	Sample Description	Asbestos Detected	Analytical Results	Q.C.
C-13-02 *65284C*		*Yes*	*8% chrysotile* *40% fibrous glass* *52% mineral filler*	X
C-13-03 *65285C*		*Yes*	*10% chrysotile* *40% fibrous glass* *50% mineral filler*	
C-14-01 *65286C*		*No*	*20% cellulose* *80% mineral filler*	
C-15-01 *65287C*		*Yes*	*10% chrysotile* *40% fibrous glass* *50% mineral filler*	
C-16-01 *65288C*		*Yes*	*30% chrysotile* *10% cellulose* *60% fibrous glass*	
C-17-01 *65289C*		*Yes*	*70% chrysotile* *10% cellulose* *20% mineral filler*	
C-18-01 *65290C*		*No*	*10% cellulose* *90% mineral filler*	
C-18-02 *65291C*		*No*	*10% cellulose* *90% mineral filler*	

Bulk Sample Analysis Summary

Date: *June 10, 1992*
Hygeia Ref. No.: *C1122920045*

Microscopist: *Sean McGee*

Client ID No. Hygeia ID No.	Sample Description	Asbestos Detected	Analytical Results	Q.C.
C-18-03 *65292C*		*Yes*	*3% chrysotile* *97% mineral filler*	
C-18-04 *65293C*		*Yes*	*2% chrysotile* *98% mineral filler*	X
C-18-05 *65294C*		*Yes*	*3% chrysotile* *97% mineral filler*	
C-19-01 *65295C*		*Yes*	*2% chrysotile* *98% mineral filler*	
C-19-02 *65296C*		*Yes*	*2% chrysotile* *98% mineral filler*	
C-19-03 *65297C*		*No*	*100% mineral filler*	
C-20-01 *65298C*		*No*	*90% cellulose* *10% mineral filler*	
C-21-01 *65299C*		*No*	*5% cellulose* *20% fibrous talc* *65% organic binders* *10% mineral filler*	

Bulk Sample Analysis Summary

Date: June 10, 1992
Hygeia Ref. No.: C1122920045

Microscopist: Sean McGee

Client ID No. Hygeia ID No.	Sample Description	Asbestos Detected	Analytical Results	Q.C.
C-22-01 65300C		No	80% fibrous glass 20% mineral filler	
C-23-01 65301C		No	95% fibrous glass 5% mineral filler	
C-24-01 65302C		No	10% fibrous glass 20% fibrous talc 10% mineral filler 60% organic binders	
C-25-01 65303C		No	100% cellulose	
C-26-01 65304C	tile	Yes	3% chrysotile 97% mineral filler	
C-26-01 65304C	mastic	Yes	40% chrysotile 10% mineral filler 50% organic binders	
C-27-01 65305C		No	100% mineral filler	
C-27-02 65306C		No	100% mineral filler	X

Bulk Sample Analysis Summary

Date: *June 10, 1992*
Hygeia Ref. No.: *C1122920045*

Microscopist: *Sean McGee*

Client ID No. Hygeia ID No.	Sample Description	Asbestos Detected	Analytical Results	Q.C.
C-27-03 *65307C*		*No*	*5% cellulose* *95% mineral filler*	

Microscopist: Sean McGee Laboratory Supervisor:

Hygeia Environmental Laboratories Inc.

82 W. Sierra Madre Blvd
Sierra Madre, California
91024-2434

818-355-4711
FAX: 818-355-4497

Atlanta
Boston
Los Angeles
New York

Bulk Sample Analysis Summary

August 18, 1992

Mr. Mark Sabatino
Cape Environmental Mgt. Inc.
20280 S. Vermont Ave. Ste. 250
Torrance, CA 90502

Hygeia Ref. No.: *C1122920065*
Date Received: *August 13, 1992*
Date Analyzed: *August 18, 1992*
No. Samples: *3*
Analytical Method: *EPA 600/M4-82-020*

Client Project: *Cabrillo 41017.27*
Microscopist: *Sean McGee*

NIST / NVLAP Lab Code No. 1011-04
California Dept of Health Services
ELAP Certificate No. 1269

Client ID No. Hygeia ID No.	Sample Description	Asbestos Detected	Analytical Results	Q.C.
01 *81211C*	*rm. 01, sink undercoat*	*Yes*	*25% chrysotile* *25% mineral filler* *50% organic binders*	X
02 *81212C*	*rm. 11, sink undercoat*	*Yes*	*30% chrysotile* *20% mineral filler* *50% organic binders*	
03 *81213C*	*rm. 08, sink undercoat*	*Yes*	*30% chrysotile* *20% mineral filler* *50% organic binders*	

Microscopist: Sean McGee Laboratory Supervisor: Arturo Cossa

QUALITY CONTROL LABORATORY

Applied Environmental Testing Laboratories, Inc.
2900 Chamblee Tucker Rd, Bldg 14, Suite 200 Atlanta, GA 30341
TEL: (404)451-8155 1-800-228-5221

ENT NAME : CAPE ENVIRONMENTAL MANAGEMENT DATE : 07/13/92

ROJECT NAME: GRANT ELEMENTARY / 41017.30

AMPLE ID : QA-C-03-01 AETL LAB NO : 35983 AETL JOB NO : 1468

AMPLE LOCATION :

AMPLE - ESCRIPTION BROWN HARD COMPACT PARTLY GRANULAR WITH BLACK MASTIC & FIBERS.

RESULT OF BULK SAMPLE ANALYSIS (BY VISUAL VOLUMETRIC PERCENTAGE)

ASBESTOS FIBERS		NONFIBROUS COMPONENTS	
CHRYSOTILE	1 - 2	VERMICULITE	
AMOSITE		BIOTITE	
CROCIDOLITE		MICA	
ANTHOPHYLITE		PERLITE	
TREMOLITE		AGGREGATE/SAND	40
ACTINOLITE		STYROFOAM	
NONASBESTOS FIBERS		**OTHER COMPONENTS**	
SYNTHETICS		ALUMINUM	
MINERAL WOOL		BITUMEN	3
FIBERGLASS		RESILIENT MATERIAL	
CELLULOSE	1	GLUE	
ANIMAL HAIR		BINDERS	54 - 55
ANTIGORITE			

OMMENTS : ASBESTOS FOUND IN BOTH BITUMEN AND FLOOR TILE.
BITUMEN CONTAINS 10% CHRYSOTILE.

t is certified by the signature below that the laboratory identified is ccredited by the National Institute of Standards and Technology for olarized light microscope (PLM) under the EPA Interim Asbestos Bulk Sample uality Assurance Program.

OANALYST :

LEXEY REZNIK

QUALITY CONTROL BY :

LEV KUZNETSOV

Applied Environmental Testing Laboratories, Inc.
2900 Chamblee Tucker Rd, Bldg 14, Suite 200 Atlanta, GA 30341
TEL: (404)451-8155 1-800-228-5221

CLIENT NAME : CAPE ENVIRONMENTAL MANAGEMENT DATE : 07/13/92

PROJECT NAME: GRANT ELEMENTARY / 41017.30

SAMPLE ID : QA-C-05-01 AETL LAB NO : 35980 AETL JOB NO : 1468

SAMPLE LOCATION :

SAMPLE - DESCRIPTION GREY HARD COMPACT PARTLY GRANULAR WITH GLUE.

RESULT OF BULK SAMPLE ANALYSIS (BY VISUAL VOLUMETRIC PERCENTAGE)			
ASBESTOS FIBERS		NONFIBROUS COMPONENTS	
CHRYSOTILE		VERMICULITE	
AMOSITE		BIOTITE	
CROCIDOLITE		MICA	
ANTHOPHYLITE		PERLITE	
TREMOLITE		AGGREGATE/SAND	40
ACTINOLITE		STYROFOAM	
NONASBESTOS FIBERS		OTHER COMPONENTS	
SYNTHETICS		ALUMINUM	
MINERAL WOOL		BITUMEN	
FIBERGLASS		RESILIENT MATERIAL	
CELLULOSE		GLUE	2
ANIMAL HAIR		BINDERS	58
ANTIGORITE			

COMMENTS :

It is certified by the signature below that the laboratory identified is accredited by the National Institute of Standards and Technology for polarized light microscope (PLM) under the EPA Interim Asbestos Bulk Sample Quality Assurance Program.

MICROANALYST :

ALEXEY REZNIK

QUALITY CONTROL BY :

LEV KUZNETSOV

Applied Environmental Testing Laboratories, Inc.
2900 Chamblee Tucker Rd, Bldg 14, Suite 200 Atlanta, GA 30341
TEL: (404)451-8155 1-800-228-5221

CLIENT NAME : CAPE ENVIRONMENTAL MANAGEMENT DATE : 07/13/92

PROJECT NAME: GRANT ELEMENTARY / 41017.30

SAMPLE ID : QA-C-07-01 AETL LAB NO : 35981 AETL JOB NO : 1468

SAMPLE LOCATION :

SAMPLE DESCRIPTION - GREY HARD SILTY TO PARTLY GRANULAR WITH PAINT AND FIBERS.

RESULT OF BULK SAMPLE ANALYSIS (BY VISUAL VOLUMETRIC PERCENTAGE)

ASBESTOS FIBERS		NONFIBROUS COMPONENTS	
CHRYSOTILE		VERMICULITE	
AMOSITE		BIOTITE	
CROCIDOLITE		MICA	
ANTHOPHYLITE		PERLITE	
TREMOLITE		AGGREGATE/SAND	30
ACTINOLITE		STYROFOAM	
NONASBESTOS FIBERS		**OTHER COMPONENTS**	
SYNTHETICS		ALUMINUM	
MINERAL WOOL		BITUMEN	
FIBERGLASS		RESILIENT MATERIAL	
CELLULOSE	3	GLUE	
ANIMAL HAIR		BINDERS	67
ANTIGORITE			

COMMENTS : PAINT INCLUDED AS BINDER.

It is certified by the signature below that the laboratory identified is accredited by the National Institute of Standards and Technology for polarized light microscope (PLM) under the EPA Interim Asbestos Bulk Sample Quality Assurance Program.

MICROANALYST :

ALEXEY REZNIK

QUALITY CONTROL BY :

Lev Kuznetsov

LEV KUZNETSOV

Applied Environmental Testing Laboratories, Inc.
2900 Chamblee Tucker Rd, Bldg 14, Suite 200 Atlanta, GA 30341
TEL: (404)451-8155 1-800-228-5221

CLIENT NAME : CAPE ENVIRONMENTAL MANAGEMENT DATE : 07/13/92

PROJECT NAME: GRANT ELEMENTARY / 41017.30

SAMPLE ID : QA-C-19-02 AETL LAB NO : 35982 AETL JOB NO : 1468

SAMPLE LOCATION :

SAMPLE - DESCRIPTION GREY HARD SILTY WITH PAINT AND FIBERS.

RESULT OF BULK SAMPLE ANALYSIS (BY VISUAL VOLUMETRIC PERCENTAGE)

ASBESTOS FIBERS		NONFIBROUS COMPONENTS	
CHRYSOTILE	1 - 2	VERMICULITE	
AMOSITE		BIOTITE	
CROCIDOLITE		MICA	
ANTHOPHYLITE		PERLITE	
TREMOLITE		AGGREGATE/SAND	
ACTINOLITE		STYROFOAM	
NONASBESTOS FIBERS		**OTHER COMPONENTS**	
SYNTHETICS		ALUMINUM	
MINERAL WOOL		BITUMEN	
FIBERGLASS		RESILIENT MATERIAL	
CELLULOSE	1	GLUE	
ANIMAL HAIR		BINDERS	97 - 98
ANTIGORITE			

COMMENTS : PAINT INCLUDED AS BINDER.

It is certified by the signature below that the laboratory identified is accredited by the National Institute of Standards and Technology for polarized light microscope (PLM) under the EPA Interim Asbestos Bulk Sample Quality Assurance Program.

ANALYST :

LEXEY REZNIK

QUALITY CONTROL BY :

LEV KUZNETSOV

Applied Environmental Testing Laboratories, Inc.
2900 Chamblee Tucker Rd, Bldg 14, Suite 200 Atlanta, GA 30341
TEL: (404)451-8155 1-800-228-5221

CLIENT NAME : CAPE ENVIRONMENTAL MANAGEMENT DATE : 07/13/92

PROJECT NAME: GRANT ELEMENTARY / 41017.30

SAMPLE ID : QA-C-24-01 AETL LAB NO : 35979 AETL JOB NO : 1468

SAMPLE LOCATION :

SAMPLE DESCRIPTION - DARK BROWN HARD SILTY WITH GLUE AND FIBERS.

RESULT OF BULK SAMPLE ANALYSIS (BY VISUAL VOLUMETRIC PERCENTAGE)

ASBESTOS FIBERS		NONFIBROUS COMPONENTS	
CHRYSOTILE		VERMICULITE	
AMOSITE		BIOTITE	
CROCIDOLITE		MICA	
ANTHOPHYLITE		PERLITE	
TREMOLITE		AGGREGATE/SAND	
ACTINOLITE		STYROFOAM	
NONASBESTOS FIBERS		**OTHER COMPONENTS**	
SYNTHETICS		ALUMINUM	
MINERAL WOOL		BITUMEN	
FIBERGLASS	3	RESILIENT MATERIAL	
CELLULOSE		GLUE	3
ANIMAL HAIR		BINDERS	94
ANTIGORITE			

COMMENTS :

It is certified by the signature below that the laboratory identified is accredited by the National Institute of Standards and Technology for polarized light microscope (PLM) under the EPA Interim Asbestos Bulk Sample Quality Assurance Program.

MICROANALYST :

ALEXEY REZNIK

QUALITY CONTROL BY :

Lev Kuznetsov

LEV KUZNETSOV

Applied Environmental Testing Laboratories, Inc.
2900 Chamblee Tucker Rd, Bldg 14, Suite 200 Atlanta, GA 30341
TEL: (404)451-8155 1-800-228-5221

ENT NAME : CAPE ENVIRONMENTAL MANAGEMENT DATE : 07/13/92

ROJECT NAME: GRANT ELEMENTARY / 41017.30

AMPLE ID : QA-C-26-01 AETL LAB NO : 35978 AETL JOB NO : 1468

AMPLE LOCATION :

AMPLE - ESCRIPTION GRAY HARD COMPACT PARTLY GRANULAR WITH FIBERS AND GLUE.

RESULT OF BULK SAMPLE ANALYSIS (BY VISUAL VOLUMETRIC PERCENTAGE)			
ASBESTOS FIBERS		NONFIBROUS COMPONENTS	
CHRYSOTILE	10	VERMICULITE	
AMOSITE		BIOTITE	
CROCIDOLITE		MICA	
ANTHOPHYLITE		PERLITE	
TREMOLITE		AGGREGATE/SAND	35
ACTINOLITE		STYROFOAM	
NONASBESTOS FIBERS		OTHER COMPONENTS	
SYNTHETICS		ALUMINUM	
MINERAL WOOL		BITUMEN	
FIBERGLASS		RESILIENT MATERIAL	
CELLULOSE	1	GLUE	1
ANIMAL HAIR		BINDERS	53
ANTIGORITE			

OMMENTS :

t is certified by the signature below that the laboratory identified is ccredited by the National Institute of Standards and Technology for olarized light microscope (PLM) under the EPA Interim Asbestos Bulk Sample uality Assurance Program.

IOANALYST :

LEXEY REZNIK

QUALITY CONTROL BY :

lev kuznetsov

LEV KUZNETSOV

APPENDIX D

NV5

Delivering Solutions
Improving Lives

HAZARDOUS MATERIALS ABATEMENT SPECIFICATION
Juan Cabrillo Elementary School – Demolition Project

January 15, 2021

Prepared For:

Santa Monica-Malibu Unified School District
2828 West 4th Street
Santa Monica, CA 90405

NV5 – Alta Environmental
3777 Long Beach Blvd, Annex Building
Long Beach, CA 90807
Phone: 562.495.5777

444720-0009850.00

Table of Contents

PART 1 - GENERAL 2
1.1 PROJECT SITE 2
1.2 PROPOSED PROJECT 2
1.3 REMOVAL SCOPE OF WORK 2
1.4 WORK TO BE PERFORMED BY OTHERS 5
1.5 RESPONSIBILITIES OF OWNER 5
1.6 REQUIRED LICENSURE 5
1.7 PERMITS 6
1.8 NOTIFICATIONS 6
1.9 INSURANCE REQUIREMENTS 6
1.10 BONDING REQUIREMENTS 6
1.11 PROJECT SCHEDULE 6
1.12 APPLICABLE REGULATIONS 6
1.13 SUBMITTALS 7
1.14 NOTICES 8
1.15 SITE USE AND SECURITY 8
1.16 EMERGENCY PLANNING 8
1.17 FIRE PROTECTION 9
PART 2 - PRODUCTS 9
2.1 MATERIALS 9
2.2 EQUIPMENT 10
PART 3 - EXECUTION 11
3.1 CLEAN-UP PROCEDURES 11
3.2 WORKER DECONTAMINATION SYSTEMS 11
3.3 DISPOSAL PROCEDURES 12
3.4 RE-ESTABLISHMENT OF THE WORK AREAS 12
3.4.1 VISUAL INSPECTION 12
3.4.2 ABATEMENT CLEARANCE CRITERIA 13
3.5 ENVIRONMENTAL MONITORING 13
3.6 OSHA PERSONNEL AIR MONITORING 14
3.7 REMOVAL WORK PROCEDURES 14
3.7.1 Drywall Joint compound and Stucco 14
3.7.2 Ceiling Tile adhesive 15
3.7.3 Asphalt ..... Error! Bookmark not defined.
3.7.4 LEAD-BASED PAINT- COMPONENT REMOVAL 15
3.7.5 LEAD-BASED PAINT- SPOT REMOVAL ..... Error! Bookmark not defined.
3.8 ADDITIONAL REGULATORY REQUIREMENTS 16

PART 1 - GENERAL

1.1 PROJECT SITE

Juan Cabrillo Elementary School is located at 30237 Morning View Drive, Malibu, CA 90265. The work areas consist of Buildings A, B, C, D, E, F, G (MPR), H (Cottage A), I (Cottage B), Portable buildings C1-C5 and the Boy's and Girl's club.

1.2 PROPOSED PROJECT

The scope of work for this project will consist of the removal of all identified building related hazardous materials prior to a planned demolition project at the site.

1.3 REMOVAL SCOPE OF WORK

The general intent of this document is to notify the abatement contractor of the minimum requirements for handling, removal and disposal of asbestos-containing materials (ACM), lead-based paint (LBP), lead-containing paints (LCP), mercury-containing florescence light tubes and switches, and light ballast with suspect polychlorinated biphenyl (PCBs). Alternative procedures may be used, but the procedures must meet or exceed current federal, state, local and District requirements. Any proposed alternative procedures must be reviewed and approved by District representative prior to implementation of the work.

By submitting a bid, the Contractor warrants its intent to conduct said work properly using qualified personnel employed by licensed contractors.

A. Scope of work shall include all materials impacted as a result of the work located in buildings A, B, C, D, E, F, G (MPR), H (Cottage A), I (Cottage B), Portable buildings C1-C5 and the Boy's and Girl's club where hazardous materials have been identified, as outlined in the tables below.

B. All removal and disturbance of asbestos-containing materials (ACM) and subsequent waste disposal shall be performed by an asbestos abatement contractor, using 40-hour asbestos trained workers (Asbestos Worker trained as outlined in 40 CFR 763). Abatement contractor's workforce shall be supervised by experienced trained workers, knowledgeable and qualified in the techniques of asbestos abatement, handling and disposal of asbestos-containing and/or asbestos-contaminated materials, and the subsequent cleaning of contaminated areas, including, at a minimum, Competent Person/Contractor Supervisor training as outlined in 40 CFR 763.

C. All removal and disturbance of lead-based paints and subsequent waste disposal shall be performed by a state-licensed contractor, using CDPH-certified workers with at least one CDPH-certified Supervisor. Abatement contractor's workforce shall be supervised by experienced trained workers, knowledgeable and qualified in the techniques of lead abatement, handling and disposal of lead-containing and/or lead-contaminated materials, and the subsequent cleaning of contaminated areas.

D. All removal and disturbances of lead-containing painted surfaces (reported below 0.8 mg/cm^2 by XRF Testing) are subject to Cal/OSHA worker exposure requirements (8 CCR 1532.1) including the use of respirators and protective clothing until the contractor has demonstrated through objective data the exposure levels to lead dust based on a negative exposure assessment do not exceed the permissible exposure level.

E. When exposure monitoring of a specific lead-related task indicates that the permissible exposure level is or will be exceeded, the contractor shall use CDPH-certified lead workers to complete the task.

F. Contractor shall utilize employees with HAZWOPER training, as outlined in 29 CFR 1910.120

and 8 CCR 5192, when handling all "other" hazardous materials, including but not limited to fluorescent light ballasts with potential PCBs and Mercury light tubes.

G. Contractor shall furnish all labor, materials, services, insurance (specifically covering the handling and transportation of asbestos, lead, PCBs, mercury, and equipment which is specified, shown or reasonably implied for the removal, transport, and disposal of the hazardous materials identified in the following table:

SUMMARY OF ASBESTOS-CONTAINING MATERIALS (ACM) and ASBESTOS-CONTAINING CONSTRUCTION MATERIALS (ACCM)

Building A, B, C, D, E, F

MATERIAL	LOCATION	SCOPE OF IMPACT	ESTIMATED QUANTITY	SPECS SECTION
Residual floor tile and mastic	Potentially under cabinetry	Removal prior to Disturbance Activities	1,000 SF	3.7.2
Pipe elbow insulation	Potentially in wall cavities where plumbing is located	Removal Prior to Disturbance Activities	250 LF	3.7.1

Building A

MATERIAL	LOCATION	SCOPE OF IMPACT	ESTIMATED QUANTITY	SPECS SECTION
Drywall joint compound	All Interior walls, south center office restroom, south electrical room and work room	Removal prior to Disturbance Activities	8,000 SF	3.7.1
3" TSI pipe	Above damaged ceiling in janitor's closet (maybe be present in wall and ceiling cavities	Removal Prior to Disturbance Activities	250 LF	3.7.1
Stucco	Exterior walls	Removal Prior to Disturbance Activities	5,000 SF	3.7.3

Building B

MATERIAL	LOCATION	SCOPE OF IMPACT	ESTIMATED QUANTITY	SPECS SECTION
Stucco	Exterior walls	Removal prior to Disturbance Activities	7,000 SF	3.7.1
Sink undercoating	Under sinks in classrooms	Removal Prior to Disturbance Activities	20 SF	3.7.2
Chalkboard and mastic	All rooms	Removal Prior to Disturbance Activities	200 SF	3.7.2
Mirror mastic	Restrooms	Removal prior to Disturbance Activities	100 SF	3.7.2
Non-skid flooring	SW of room 1 – exterior	Removal prior to Disturbance Activities	30 SF	3.7.2
9" tan floor tile	Mechanical room 117 and room 4 closet	Removal prior to Disturbance Activities	20 SF	3.7.2

Building C

MATERIAL	LOCATION	SCOPE OF IMPACT	ESTIMATED QUANTITY	SPECS SECTION
Sink undercoating	Under sinks in classrooms	Removal prior to Disturbance Activities	20 SF	3.7.2
Chalkboard and mastic	All rooms	Removal Prior to Disturbance Activities	200 SF	3.7.2
Mirror mastic	Restrooms	Removal Prior to Disturbance Activities	100 SF	3.7.2

Building D

MATERIAL	LOCATION	SCOPE OF IMPACT	ESTIMATED QUANTITY	SPECS SECTION
Drywall w/joint compound	Room 12-15 and restrooms, heater closets and electrical closets	Removal prior to Disturbance Activities	3,700 SF	3.7.1
Sink undercoating	Under sinks in classrooms	Removal Prior to Disturbance Activities	40 SF	3.7.2
12” Reddish brown floor tile and mastic	Classroom 13 (assumed under new 12” floor tile)	Removal Prior to Disturbance Activities	900 SF	3.7.2

Building E

MATERIAL	LOCATION	SCOPE OF IMPACT	ESTIMATED QUANTITY	SPECS SECTION
Rough plaster walls	Reading room, audio visual, workroom, office, electrical, closet, in mechanical room	Removal prior to Disturbance Activities	2,500 SF	3.7.1
Sink undercoating	Under sinks in classrooms	Removal Prior to Disturbance Activities	5 SF	3.7.2
Stucco	Exterior walls	Removal Prior to Disturbance Activities	5,000 SF	3.7.1
Chalkboard and mastic	All classrooms	Removal Prior to Disturbance Activities	200 SF	3.7.2
9” Tan floor tile and mastic	Work room (assumed under new floor tile)	Removal Prior to Disturbance Activities	180 SF	3.7.2

Building F

MATERIAL	LOCATION	SCOPE OF IMPACT	ESTIMATED QUANTITY	SPECS SECTION
White door caulk	Doors	Removal prior to Disturbance Activities	500 LF	3.7.2
Sink undercoating	Under sinks in classrooms	Removal Prior to Disturbance Activities	40 SF	3.7.2
Chalkboard and mastic	All classrooms	Removal Prior to Disturbance Activities	200 SF	3.7.2
Stucco	Exterior walls and ceilings	Removal Prior to Disturbance Activities	12,000 SF	3.7.1
9” floor tile and mastic	Heater rooms	Removal Prior to Disturbance Activities	200 SF	3.7.2

Building H and I (Cottage A and B)

MATERIAL	LOCATION	SCOPE OF IMPACT	ESTIMATED QUANTITY	SPECS SECTION
Roof mastic	Roof	Removal prior to Disturbance Activities	3 SF	3.7.2

SUMMARY OF LEAD-BASED PAINT

COMPONENT	LOCATION	SCOPE OF IMPACT	SPECS SECTION
Ceramic wall tile and fixtures	All-buildings – restrooms and kitchens	Paint stabilization prior to demolition	3.7.3
Arcade pole	Building C	Paint stabilization prior to demolition	3.7.3
Arcade ceiling	Building D – Exterior	Paint stabilization prior to demolition	3.7.3

1.4 WORK TO BE PERFORMED BY OTHERS

A. As per project specifications and approved abatement plan submittal.

1.5 RESPONSIBILITIES OF OWNER

A. The Owner will provide daily oversight and environmental monitoring surrounding the abatement/removal operations.

1.6 REQUIRED LICENSURE

A. Contractor shall be licensed by the State of California, Contractors State License Board and be registered to perform asbestos related work with the Division of Occupational Safety and Health, Department of Industrial Relations. At a minimum contractor shall hold the following license classification:

   a. ASB - Asbestos Certification
   b. C-22 Asbestos Abatement Contractor Classification

B. Transportation of Friable and Non-Friable Asbestos Containing Materials: Contractor shall itself be or have a subcontractor who is a registered hazardous waste transporter with the State of California, Department of Toxic Substances Control.

C. The Contractor shall ensure all workers performing specific tasks are properly certified and trained to perform said tasks.

D. Subcontractors shall hold all licenses applicable to specified trade work.

1.7 PERMITS

A. As required by California Division of Occupational Safety and Health (Cal/OSHA)
B. As required by the South Coast Air Quality Management District (SCAQMD)
C. As required by Department of Health Services (Cal/DPH)
D. As required by local agencies for specific tasks (i.e., temporary power, etc.)

1.8 NOTIFICATIONS

A. Contractor shall make all required written notifications to regulatory agencies including the following:

a. Cal/OSHA
b. SCAQMD
c. Cal/DPH
d. Local Agencies, as required
e. District prior to submittal

1.9 INSURANCE REQUIREMENTS

A. Provide as per Project Specifications.

1.10 BONDING REQUIREMENTS

A. Provide As per Project Specifications.

1.11 PROJECT SCHEDULE

A. Project Start Date: As specified by Owner
Project Completion Date: As specified by Owner

B. All work shall be performed as per agreement between Contractor and Owner.

1.12 APPLICABLE REGULATIONS

A. Contractor shall perform all Work in compliance with current, applicable federal, state, and local regulations, standards and codes including District specifications governing asbestos abatement, transport, and disposal of asbestos containing/contaminated materials, lead-based/containing surface coatings and contaminated materials, and all other hazardous materials.

a. Requirements include obtaining permits, licenses, inspections, releases and similar documentation, as well as payments, statements and similar requirements associated with codes, regulations, and standards.

B. Regulations, Standards, and Codes (General):

a. General applicability of federal, state, and local regulations, standards and codes governing hazardous materials abatement, demolition, transport, and disposal, except to the extent that more explicit or more stringent requirements are written directly into the contract documents, all applicable regulations, standards, and codes have the same force and effect and are made a part of the contract documents as if copied directly into the contract documents, or as if published copies are bound herewith.

C. Contractor Responsibility: The Contractor shall assume full responsibility and liability for the compliance with all applicable federal, state, and local regulations including District specifications pertaining to work practices, transport, disposal, and protection of workers, visitors to the site, and persons occupying areas adjacent to the site.

a. The contractor is responsible for providing training, medical examinations and maintaining

training/medical records of personnel as required by the applicable federal, state, and local regulations.

1.13 SUBMITTALS

A. Prior to commencement of work, Contractor shall submit to the Project Environmental Consultant (Owner's Representative) documentation that includes, without limitation, the following:

a. A detailed abatement plan outlining the scope of work and means/methods to be used for the duration of the project.

b. Copies of licenses and registrations required by Article 1.6 Required Licensure (include copies of subcontractors' licenses).

c. Copies of written notification to the following regulatory agencies:

I. Cal/OSHA
II. SCAQMD
III. Cal/DPH
IV. Local agencies, as applicable
V. The District

d. Manufacturer's certification that HEPA vacuums, differential pressure air filtration devices and other local exhaust ventilation equipment conform to ANSI Z9.2-79 and have been permitted by the SCAQMD. Applicable portable equipment registration program (PERP) certification(s) shall also be provided.

e. Documentation showing that Contractor's employees, including foreman, supervisor, and any other company personnel or agents who may be exposed to airborne asbestos fibers or who may be responsible for any aspects of asbestos abatement activities, have received training as required by 29 CFR 1926.1101 and 8 CCR 1529.

f. Documentation showing that Contractor's employees, including foreman, supervisor, and any other company personnel or agents who may be exposed to airborne lead dust or who may be responsible for any aspects of lead abatement activities, have received training as required by 29 CFR 1926.62 and 8 CCR 1532.1.

g. Documentation from Physician (signed by an M.D.) showing that all employees or agents who may be exposed to airborne asbestos fibers in excess of background levels have received medical monitoring to determine whether they are physically capable of working while wearing the respirator required without suffering adverse health effects. The Contractor must be aware of and provide information to the examining physician about unusual conditions in the workplace environment (e.g. high temperatures, humidity, chemical contaminants) that may impact on the employee's ability to perform work activities.

h. Documentation of respirator fit-testing for all Contractor employees and agents who must enter the work area. This fit-testing shall be conducted annually and in accordance with procedures as required by 29 CFR 1910.134 and 8 CCR 5144.

i. Contractor's Health and Safety Plan, including an emergency preparedness plan as required by Article 1.16 - Emergency Planning.

B. During abatement activities, Contractor shall maintain on-site records and submit to Project Environmental Consultant at the completion of the project documentation that includes, without limitation, the following:

a. Copies of the work area entry/exit log book.

b. Copies of logs documenting filter changes on respirators, HEPA vacuums, differential pressure air filtration devices, water filtration device, and other engineering controls.

c. Copies of Safety Data Sheets (SDS) for solvents, encapsulants, wetting agents, replacement materials, and other substances brought by Contractor to the Project Site. SDSs shall be available the first day that subject materials/substances are present on the project site.

d. Results of all required OSHA compliance air monitoring. Results shall be available for review by Consultant and Owner within 24 hours the sampling.

e. Copies of all accident/incident reports where injury or damage has occurred on or to the Owner's property.

f. Copies of daily logs indicating location(s) worked, type of materials removed, quantity of materials removed and number of personnel conducting the aforementioned activities.

g. Copies of all transport manifests, trip tickets and disposal receipts for all asbestos waste materials removed from the site.

1.14 NOTICES

A. Post in the clean room area of the worker decontamination enclosure a list containing the names, and telephone numbers of Owner, Construction Manager, Abatement Contractor, and Project Environmental Consultant.

B. Additional postings shall include:

a. Visitor Entry and Exit Log.
b. Employee Daily Sign in Log.
c. Entry and Exit Procedures.
d. Emergency Procedures.
e. Copies of permits required in Article 1.7 of this document and copies of notifications required in Article 1.8 of this document.
f. As required by the Department of Labor.

1.15 SITE USE AND SECURITY

A. Confine operations at the site to the areas permitted under the Contract. Portions of the site beyond areas on which work is indicated are not to be disturbed.

B. The work area shall be restricted only to authorized, trained and protected personnel, including Contractor, Contractor's employees, Owner's employees, Owner, Construction Manager, Project Environmental Consultant, State and Local Inspectors.

C. Entry into the work area by unauthorized individuals shall be reported immediately to the Project Environmental Consultant.

D. Contractor shall be responsible for Project site security during abatement operations.

E. Contractor shall take meal and other breaks in areas not used by students.

1.16 EMERGENCY PLANNING

A. Emergency planning and procedures shall be developed by Contractor prior to abatement initiation.

B. Emergency procedures shall be in written form and prominently posted. Contractor shall ensure that all persons entering the work area read these procedures and understand the Project site layout, location of emergency

exits and emergency procedures.

C. Emergency planning shall include considerations of fire, explosion, electrical hazards, slips, trips and falls, confined spaces, and heat related injury. Written procedures shall be developed and employee training in procedures shall be provided by Contractor.

D. Employees shall be trained in evacuation procedures in the event of work place emergencies.

a. For non-life threatening situations, employees injured or otherwise incapacitated shall decontaminate following normal procedures with assistance from fellow workers, if necessary, before exiting the work place to obtain proper medical treatment.

b. For life threatening injury or illness, worker decontamination shall take least priority. After measures to stabilize the injured worker, remove him from the work place and secure proper medical treatment.

c. Telephone numbers of all emergency response personnel shall be prominently posted in the clean and equipment rooms.

1.17 FIRE PROTECTION

A. All plastic, spray-on strippable coatings, and structural materials used in the asbestos abatement process shall be UL-approved and certified as fire retardant or noncombustible.

B. Wood shall be pressure impregnable and certified as fire retardant.

C. Safety Data Sheets (SDS) for fire retardant materials shall be made available upon request.

D. All combustible rubbish and debris, including asbestos waste shall be properly packaged, labeled and stored in a District designated lockable storage facility at the end of each working day.

E. A minimum of one (1) 4A/60BC dry-chemical extinguisher shall be maintained at each of the following locations:

a. At each corner of the work area. Where no clear corners exist, four (4) extinguishers shall be placed around the exterior wall of the work area so that they are approximately 25 percent of the total distance apart.

1. Exception: Where total contained work area is less than 1,000 square feet, two (2) 4A/60BC extinguishers shall be provided. All extinguishers shall be clearly identified with red tape.

F. Contractor shall ensure that on site personnel are aware of the location and proper use of all extinguishers and other fire/life safety equipment.

G. All existing fire detection, alarm systems, connections and standpipes shall remain in place, active and unobstructed. Any alteration to this equipment must be approved by the Owner.

PART 2 - PRODUCTS

2.1 MATERIALS

A. Generally, Contractor shall carefully adhere to the following:

a. All plastic, spray-on strippable coatings and structural materials used shall be UL-certified as fire retardant or non-combustible.

b. Fire-retardant polyethylene sheeting utilized for worker decontamination and construction/containment

barriers shall be a minimum of six-mil in thickness.

c. Disposal bags used to package hazardous waste shall be of six-mil polyethylene, pre-printed with labels as required by EPA regulation 40 CFR 61.152 (b) and 8 CCR 1529.

d. Warning signs as required by Cal/OSHA shall be utilized.

B. Removal and Encapsulation:

a. Apply surfactant during removal work activities.

b. Apply an encapsulating agent to the substrate surfaces from which asbestos-containing material has been stripped.

c. Mastic removal solvents shall be of the low odor variety.

2.2 EQUIPMENT

A. General:

a. A sufficient quantity of HEPA vacuums and/or differential pressure air filtration devices equipped with HEPA filtration shall be used to control asbestos fibers during the removal of asbestos containing materials. To calculate total air flow requirement:

$$\text{Total ft}^3\text{/min} = \frac{\text{Vol. of work area (in ft}^3\text{)}}{\text{15 min}}$$

To calculate the number of units needed for the abatement:

$$\text{Number of units needed} = \frac{\text{[total ft}^3\text{/min]}}{\text{[capacity of unit in ft}^3\text{/min]}}$$

b. At a minimum, full-face powered air-purifying respirators (PAPRs) equipped with HEPA filters cartridges shall be utilized during all friable/Class I asbestos removal and for all removal of lead-containing paints/substances involving abrasive removal techniques.

c. At a minimum, half-face air-purifying respirators with P-100 cartridges shall be utilized for the removal of all non-friable/Class II asbestos removal, and lead coated, ceramic tile, and impacted damaged lead-based paint except abrasive removal.

d. Respirators shall be furnished to the abatement workers by Contractor. The respirators shall have been tested and approved by National Institute of Occupational Safety and Health (NIOSH) for use in asbestos-contaminated atmospheres.

e. Full body disposable protective clothing, including head, body, and foot coverings shall be furnished to workers and visitors by the abatement contractor. The clothing shall include adequate sizes to accommodate movement without tearing.

f. Additional safety equipment as supplied in accordance with 8 CCR 1514, (e.g. hard hats meeting the requirements of 8 CCR 1515, eye protection meeting the requirements of 8 CCR 1516, safety shoes meeting the requirements of 8 CCR 1517, hand protection meeting the requirements of 8 CCR 1520, hearing protection meeting the requirements of 8 CCR 1521 and body protection meeting the requirements of 8 CCR 1522), as necessary, shall be furnished to all workers and authorized visitors.

B. Removal:

a. Removal shall be performed using manual means and methods. Perform removal in manageable section and perform continuous clean-up of debris. Mechanical removal shall only be perform in

conjunction with Owner approved HEPA air filtration systems.

b. Perform detail cleaning using HEPA vacuuming and wet wiping methods. No brooms shall be used during asbestos and lead-based paint related work.

C. Encapsulation: Encapsulants shall be sprayed using airless spray equipment or a hand pressurized sprayer.

PART 3 - EXECUTION

3.1 CLEAN-UP PROCEDURES

A. Remove and containerize all visible accumulations of asbestos-containing material, and asbestos/lead-contaminated debris utilizing rubber dust pans and rubber squeegees to move material around. Do not use metal shovels to pick up or move accumulated waste within contained work areas.

a. Asbestos-containing/contaminated waste shall be packaged and label in accordance with EPA regulation 40 CFR 61.152 (b) (l) (iv), Cal/OSHA (Title 8 CCR Sections 1529 and 5208), SCAQMD Rule 1403, and if applicable Title 22 CCR Section 66504.

b. Lead-waste wastes shall be packaged and label as required by 8 CCR 1532.1 and 22 CCR 66504.

c. All other hazardous wastes shall be containerized as appropriate and disposed of in a manner that satisfies the requirements for waste characterization and disposal in accordance with the requirements of Title 22 of the California Code of Regulations, Sections 66243, et seq., and Sections 25157.8, et al, of the California Health and Safety Code.

B. Whether cleaning an asbestos work area or a lead work area (or both), wet clean all surfaces in the work area using a HEPA-vacuum, as appropriate.

C. After gross cleaning of the work area, HEPA-vacuum and wet clean all objects and surfaces in the work area are completed, remove all containerized waste from the work area.

D. Decontaminate all tools and equipment and remove at the appropriate time in the cleaning sequence.

E. Project Environmental Consultant and the abatement contractor representative will inspect the work area for visible residue. If any accumulation of residue is observed, a second settling period and cleaning cycle repeated at no additional cost to Owner.

F. Following the satisfactory completion of clearance air monitoring or clearance wipe testing, the remaining barriers may be removed and prepared for proper disposal. A final visual inspection by Project Environmental Consultant and the abatement contractor representative will be performed. Unsatisfactory conditions may require additional cleaning and air monitoring/wipe sampling, at no additional cost to Owner.

3.2 WORKER DECONTAMINATION SYSTEMS

A. Worker decontamination enclosure systems shall be provided at all locations where workers will enter or exit regulated work areas.

B. Worker decontamination enclosure systems constructed at the Project site shall utilize six-mil, fire-retardant polyethylene sheeting, or other approved materials for privacy.

C. Personnel Decontamination Units shall not be located inside the work area(s) unless specifically authorized by the Project Environmental Consultant.

D. Alternate methods of providing Decontamination facilities may be submitted to the Project Environmental Consultant for approval. Do not proceed with any such method(s) without the written authorization.

E. The worker decontamination enclosure system shall consist of at least a cleansing station in accordance with the requirements of 8 CCR 1527 and 8 CCR 1529, equipped with adequate water, towels and cleansing agents to accommodate the entire crew and visitors.

3.3 DISPOSAL PROCEDURES

A. All Class I friable asbestos waste shall be disposed as hazardous, waste and disposed at an appropriate landfill facility. The waste shall be manifested using a Uniform Hazardous Waste Manifest.

B. All Class II non-friable asbestos waste shall be disposed of as Non-Hazardous, Non-Friable Asbestos Waste. A non-hazardous material data form will be required.

C. All asbestos-containing waste shall be placed and stored in clear, sealed, leak-tight and appropriately labeled containers, in accordance with 8 CCR 1529 and SCAQMD Rule 1403, and transported to an appropriate landfill for disposal.

D. The abatement contractor will be responsible for segregating lead waste (LBP and LCP) into separate waste streams. The contractor will be required to collect a sufficient number of samples to adequately characterize the waste stream. Sample analysis will include at a minimum, Total Threshold Limit Concentration (TTLC), Soluble Threshold Limit Concentration (STLC) and Toxicity Characteristic Leaching Procedure (TCLP).

The contractor shall develop and submit for review a waste sampling and management plan to the Owner and the Project Environmental Consultant.

E. All hazardous wastes (including non-hazardous asbestos wastes) must be transported by a certified waste hauler and disposed of at a waste facility approved by the Owner.

F. Obtain the EPA Hazardous Waste Generator Identification Number and State of California Hazardous Waste Tax Identification Number from the Owner for hazardous waste disposal.

G. All hazardous waste manifests, non-hazardous manifest, and tonnage forms shall be delivered to the owner within 14 business days. Record keeping format shall utilize a chain of custody form which includes the names and addresses of the Generator (Owner), Contractor, Waste Hauler, pickup site, disposal site, the estimated quantity of the asbestos waste and the type of containers used. The form shall be signed by the Generator, Contractor, Waste Hauler and the Disposal Site Operator, as the responsibility for the material changes hands.

H. In addition to the above the following will need to take place per the District's request:

   a. Field info regarding friability of waste and laboratory data characterizing any waste streams and associated reports that discuss whether waste streams are hazardous or non-hazardous and why
   b. Provide the laboratory data and report to proposed receiving facility, so that the receiving facility can provide a "waste acceptance" letter
   c. Prepare a draft manifest for District Facilities' review
   d. Provide lab data, report, "waste acceptance letter", transporter EPA ID for hazardous waste shipments, and populated draft manifest to Facilities for review and approval prior to disposal
   e. Provide facility weigh tickets from the receiving facilities for loads taken to the receiving facilities for tracking and tax purposes within 14 business days.

The contractor shall develop and submit for review a waste sampling and management plan to the Owner and the Project Environmental Consultant.

3.4 RE-ESTABLISHMENT OF THE WORK AREAS

3.4.1 VISUAL INSPECTION

Upon completion of the removal process, the Owner Representative and the abatement contractor will conduct a post-abatement visual inspection. Any material that is to be left in place for any reason shall be thoroughly encapsulated and/or stabilized. If any material designated for removal, including loose debris, is observed, the Contractor will be required to re-clean that specific area.

3.4.2 ABATEMENT CLEARANCE CRITERIA

A. Following the completion of final clean-up operations, notify the Project Environmental Consultant that work areas are ready for final inspection and clearance air monitoring.

B. Project Environmental Consultant will then sample the air in the work area for airborne fiber concentrations. Sampling will be completed in accordance with AHERA protocol and will be collected using either Phase Contrast Microscopy (PCM) or Transmission Electron Microscopy (TEM) methodologies.

   a. Removal of less than 160 sq. ft. or less than 260 linear feet-PCM sampling utilizing the NIOSH 7400 method. Minimum of five samples from inside the work area will be collected. Clearance will be issued when all samples results show that the airborne fiber concentrations inside the abatement work area are equal to or less than 0.01f/cc or the background level, whichever is greater.
   b. Greater than or equal to values stated above-TEM sampling will be completed using TEM AHERA protocols. The associated clearance criteria is an average of 70 structures per millimeter squared (s/mm^2).

C. If these conditions are not met, decontamination shall be deemed incomplete and the cleaning procedures shall be repeated. The area shall be re-cleaned and re-tested at no additional cost to Owner until satisfactory levels are obtained.

D. For lead-based removal work, wipe sampling shall be performed within the controlled work areas following completion of demotion work.

   a. Release Criteria: Decontamination of the work area is complete when at least one representative sample per work area is analyzed and reveals lead concentrations below 40 micrograms of lead per square foot of area on interior floors, 250 micrograms of lead per square foot of area on window channels/sills and 400 micrograms of lead per square foot of area on exterior floors.

   b. If these conditions are not met then the decontamination is incomplete and the cleaning procedures noted in Article 3.6 above shall be repeated. The area shall be re-tested at no additional cost to Owner until satisfactory levels are obtained.

   c. For removal of lead-based painted components where the component was removed intact, without creating a disturbance to the LBP, clearance will be issued upon passing of a final visual inspection completed as described in section 3.4.1 of this abatement specification.

3.5 ENVIRONMENTAL MONITORING

A. Air monitoring will be carried out by the Project Environmental Consultant on behalf of the Owner to verify that the building beyond the contamination area and the outside environment remains uncontaminated.

B. Area Air Monitoring: The Project Environmental Consultant will conduct in-progress air monitoring daily to determine area airborne contaminant concentrations within the confines of the work area.

   a. Environmental Air Sampling: Ambient air samples are taken and analyzed to indicate fiber migration from containment to the environment. Should any environmental sample outside work areas exceed the base line of 0.01 f/cc of air or established background concentrations as determined by PCM analysis, all work will immediately halt except for corrective work. The PEC shall determine the source of the high fiber count and notify the contractor with directions for the corrective action.

3.6 OSHA PERSONNEL AIR MONITORING

Air monitoring required by Cal/OSHA is the responsibility of the contractor. The contractor is responsible for providing daily Cal/OSHA compliance monitoring as per 8 CCR 1529 for asbestos and CCR 1532.1 for lead.

A. At minimum, Contractor shall conduct representative breathing zone personal air monitoring of its employees and repeated daily or until a "negative exposure assessment", as derived in accordance with 29 CFR 1926.1101 (f)(2)(iii) and 8 CCR 1529 for asbestos.

B. Employers must assess the amounts of lead breathed by workers on a regular basis for each trigger task as per 8 CCR 1532.1. This is usually done by employee breathing zone air sampling. Air sampling results are used to determine the protective measures needed as well as the type of respirator that must be worn for protection.

   a. **Level 1 trigger tasks** Any of the following with lead-containing coatings or materials: spray painting, manual demolition, manual scraping or sanding, use of heat gun, power tool cleaning with dust collection system. Minimum required respirator: half-mask respirator with N-100, R-100 or P-100 filters.

   b. **Level 2 trigger tasks** Any of the following with lead-containing coatings or materials: using lead-containing mortar, lead burning, rivet busting, power tool cleaning without dust collection system, clean-up activities using dry expendable abrasives, abrasive blasting enclosure movement or removal. Minimum required respirator: air-supplied hood or helmet, or loose fitting hood or helmet powered air purifying respirator with N-100, R-100 or P-100 filters.

   c. **Level 3 trigger tasks** Abrasive blasting, welding, cutting, or torch burning on structures where lead-containing coatings or materials are present. Minimum required respirator: half-mask supplied air respirator operated in a positive pressure mode.

C. Monitoring shall be conducted by a qualified air professional experienced and knowledgeable about the methods of air monitoring and in accordance with 29 CFR 1926.1101, 8 CCR 1529 and 8 CCR 1532.1.

D. Monitoring results and appropriate laboratory analysis work shall be posted within forty-eight (48) hours of the monitoring work.

3.7 REMOVAL WORK PROCEDURES

3.7.1 Stucco, TSI, Joint compound, Rough plaster walls

Engineering Controls:

1. Install a full containment work area including a 3-stage worker decontamination facility and temporary negative pressure differential with a measurable pressure differential of at least negative 0.02 inches water column.

Min. Resp. Protection:

1. Powered Air Purifying Respirators (PAPR). Perform the required CAL-OSHA worker exposure air monitoring.
2. Half Face Air Purifying Respirators where the contractor has completed a worker negative exposure assessment and demonstrated that the Cal-OSHA permissible exposure will not be exceeded.

Removal:

1. Apply a surfactant, allow surfactant to soak into material and remove in manageable sections.
2. Remove the material using manual means and methods.

Preparation/Transport:

1. Package and label the waste immediately. Keep wet and cover during transport to dumpster. Store all waste in a lockable storage dumpster.

Disposal:

1. Dispose of as friable, hazardous asbestos-containing waste. A waste shipment (manifest) will be required.

3.7.2 Roof mastic, Sink undercoating, Chalkboard and mastic, Mirror mastic, Non-skid flooring, 9" floor tile and mastic, Door caulking, Floor tile and mastic

In preparing this plan, we have assumed that the materials may be successfully removed using manual means and methods. If removal by mechanical means becomes necessary, the contractor must notify the Client. Mechanical means of removal will require a work plan to be prepared by the contractor, to be reviewed and approved by the client prior to implementation of any mechanical means of removal.

Engineering Controls:

1. Install a containment work area including a worker decontamination facility and a temporary negative pressure differential with a measurable pressure differential of at least negative 0.02 inches water column (as applicable).
2. Install signage at a minimum distance of 20 feet beyond the work area, if feasible, critical barriers as necessary, drop floors, and a 2-stage worker decontamination facility.

Min. Resp. Protection:

1. Half-face negative pressure respirators with HEPA-P100 filters. Perform the required CAL-OSHA worker exposure air monitoring.

Removal:

1. Remove using manual means and wet methods.
2. Remove in manageable section and perform continuous clean-up.
3. Apply a surfactant material to the impacted areas and allow soaking into the material. Package and label the waste immediately. Large components may be packaged using a burrito wrap technique using 2 layers of 6 mil polyethylene sheeting, if applicable.

Preparation/Transport:

1. Store all waste in a lockable storage dumpster.

Disposal:

1. Dispose of as non – friable, non-hazardous asbestos-containing waste. A non-hazardous waste manifest will be required.

3.7.3 LEAD-BASED PAINT- PAINT STABILIZATION/COMPONENT REMOVAL

Engineering Controls:

1. Install demarcation signage; drop floors, and critical barriers as necessary and a 2-stage worker decontamination facility with a wash station.

Min. Personal Protection:

1. Half-face air-purifying respirators equipped with HEPA-P100 filters. Disposable clothing (Tyvek [or equivalent] suits) and hand, foot, and eye protection is required.
2. Perform the required CAL-OSHA worker exposure air monitoring.

Removal:

1. Remove and stabilized all damaged loose and flaky paint prior to the component removal or surface preparation for repainting etc. Apply a paint sealer to the stabilized painted areas.
2. No mechanical removal such as saw cutting, torching cutting welding etc. through lead-based paint shall be conducted. Painted components which may require cutting shall first be spot abated. The paint in the area to be cut shall first be removed entirely at a minimum 6 inches to each direction of the cut point. In

addition to the requirements in this Section, the work also will be required to meet the engineering controls, and personal protection described below in Section 3.7.6.

Preparation/Transport:

1. Package the waste generated by the paint stabilization and separate the waste into waste streams. Conduct the required waste characterization for disposal. (Refer to Section 3.3 of this document).

Disposal:

1. Dispose of all lead waste in accordance with Federal, State, and Local regulations.

3.8 ADDITIONAL REGULATORY REQUIREMENTS

Procedures for impacting lead-containing paints (LCP) are not included in this abatement plan but remain subject to regulation. All construction work activities impacting lead-containing paints (LCP) (paints reported below 5,000 ppm) completed for this project, such as but not limited to renovation, removal, renovation etc. remain subject to Cal/OSHA worker exposure requirements (8 CCR 1532.1) including the use of respirators, protective clothing, training, air monitoring, waste disposal, etc. Further, it is the Contractors responsibility to ensure that his workers are adequately protected to potential lead exposure during the initial monitoring period. It is the responsibility of the contractor to fully comply with the requirements of the Cal/OSHA regulation. Cal/OSHA requirements are summarized below:

a. Employers must assess the concentration of lead breathed by workers on a regular basis for each trigger task as per Section 1532.1(d). This is usually done by employee breathing zone air sampling. Air sampling results are used to determine the protective measures needed as well as the type of respirator that must be worn for protection.

   i. **Level 1 trigger tasks** – Any of the following with lead-containing coatings or materials: spray painting, manual demolition, manual scraping or sanding, use of heat gun, power tool cleaning with dust collection system. Minimum required respirator: half-mask respirator with N-100, R-100 or P-100 filters.

   ii. **Level 2 trigger tasks** – Any of the following with lead-containing coatings or materials: using lead-containing mortar, lead burning, rivet busting, power tool cleaning without dust collection system, clean-up activities using dry expendable abrasives, abrasive blasting enclosure movement or removal. Minimum required respirator: air-supplied hood or helmet, or loose fitting hood or helmet powered air purifying respirator with N-100, R-100 or P-100 filters.

   iii. **Level 3 trigger tasks** – Abrasive blasting, welding, cutting, or torch burning on structures where lead-containing coatings or materials are present. Minimum required respirator: half-mask supplied air respirator operated in a positive pressure mode.

All lead waste shall be segregated into separate waste streams. The contractor will be required to collect a sufficient number of samples to adequately characterize the waste stream. Sample analysis will include at a minimum, Total Threshold Limit Concentration (TTLC), Soluble Threshold Limit Concentration (STLC) and Toxicity Characteristic Leaching Procedure (TCLP). Refer to Section 3.3 for additional information.

End of Section

PCB SOURCE AND DELINEATION SAMPLING REPORT
JUAN CABRILLO ELEMENTARY SCHOOL
30237 Morning View Drive
Malibu, CA 90265
January 19, 2021

Prepared For:

Santa Monica-Malibu Unified School District
Noemi Avila-Zamudio
2828 4th Street
Santa Monica, CA 90405

NV5

NV5 – Alta Environmental
3777 Long Beach Blvd, Annex Building
Long Beach, CA 90807
Phone: 562.495.5777

SMSD-20-9850

EXECUTIVE SUMMARY

On behalf of the Santa Monica-Malibu Unified School District (District), Alta Environmental LP DBA NV5 (NV5) has prepared this report summarizing polychlorinated biphenyl (PCB) bulk sampling activities completed for accessible materials within Juan Cabrillo Elementary School, located at 30237 Morning View Drive, Malibu, California 90265. The sampling activities were conducted to investigate the potential presence of PCBs in building material and to characterize the materials for off-site waste disposal.

Based on the findings of our investigation, in accordance with the US EPA PCB Bulk Product Waste Reinterpretation memorandum (October 24, 2012), and in consultation with the District, the sampled building materials should be characterized for disposal as follows:

Building Material	Waste Category
Painted Exterior Stucco – Building B Interior Vinyl Wall Coating – Buildings B and C Impacted porous building materials adjoining PCB-impacted source material	PCB Bulk Product Waste
All Other Materials Sampled	Excluded PCB Product

Removal of material characterized as PCB Bulk Product Waste should be conducted using proper engineering controls including, but not limited to, containment, worker training and worker protection. PCB waste should be characterized, packaged, labelled and disposed as required by the Toxic Substances Control Act (TSCA) 40 CFR 762 and California hazardous waste regulation set forth in Title 22, Division 4.5 of the California Code of Regulations

Material characterized as Excluded PCB Product is not regulated by the U.S. Environmental Protection Agency under TSCA.

Asbestos-containing material (ACM) and lead-based paint (LBP) have previously been identified at the site. Removal of ACM and LBP is subject to local, state and federal requirements. Any removal, abatement, or disturbance of building materials discussed herein should be conducted in consultation with site-specific ACM and LBP survey records and abatement plans.

TABLE OF CONTENTS

1.0 INTRODUCTION/BACKGROUND 1
2.0 PURPOSE OF INSPECTION AND SAMPLING 1
3.0 SCOPE OF SERVICES 2
4.0 METHODOLOGY 2
5.0 RESULTS 3
6.0 QUALITY CONTROL 4
7.0 CONCLUSIONS 4
8.0 RECOMMENDATIONS 4
9.0 ASSUMPTIONS AND LIMITATIONS 5
10.0 SIGNATORY 6

Appendices

Appendix A: Sample Inventories

Appendix B: Sample Location Maps

Appendix C: Laboratory Reports

1.0 INTRODUCTION/BACKGROUND

The United States Environmental Protection Agency (USEPA) believes that there was a potentially widespread use of polychlorinated biphenyl (PCB) containing building materials in schools and other buildings built or renovated between 1950 and 1979. Historically, PCBs were used as plasticizing agents in caulking and glazing materials, as additives to paints and floor finishes, as a sealant for heating systems and plumbing, and as insulators in ballasts and other electrical equipment. The manufacture and use of PCBs were banned in the United States in 1976 and PCB compounds were phased out between 1978 and 1979.

PCBs in manufactured materials may move directly into adjoining materials, particularly those material which are porous such as wood, concrete, and other types of masonry. In schools with manufactured PCB sources, many types of building materials adjoining those PCB sources have been documented to containing measurable levels of PCBs and are, therefore, considered potential secondary PCB sources.

Alta Environmental LP DBA NV5 (NV5) was retained by the Santa Monica Malibu School District (District) to investigate the potential presence of PCB-impacted building materials within all buildings at the Juan Cabrillo Elementary School campus. The following sections present an overview of sampling methods, laboratory results, and a discussion of findings.

2.0 PURPOSE OF INSPECTION AND SAMPLING

Building materials included in this report (select paint, vent, roofing components, mastics, and various porous materials not previously sampled) were only evaluated for PCB concentrations. A survey of asbestos-containing materials (ACM) and lead-based paint (LBP) has been completed for these buildings, and the results and findings are discussed in a separate document.

The objectives of the sampling event include:

- Draw conclusions regarding the potential presence of PCB-impacted materials; and
- Categorize each type of sampled building material for off-site disposal related solely to its PCB content. In general, PCB-impacted materials can be sorted and classified into the following categories:
    - PCB Bulk Product Waste (PCB concentration ≥ 50 ppm). According to the USEPA Memorandum, “PCB Bulk Product Waste Reinterpretation,” dated October 24, 2012, building materials “coated or serviced” with PCB bulk product waste (e.g., caulk, paint, mastic, sealants) at the time of designation for disposal are to be managed as a PCB bulk product waste. The reinterpretation document allows for disposal of both PCB Bulk Product Waste and PCB Remediation Waste together as a single waste stream (PCB Bulk Product Waste).
    - PCB Remediation Waste (PCB concentration ≥ 1 ppm). Waste material containing PCBs as a result of a spill, release or unauthorized disposal.

- Excluded PCB Product (PCB concentration <50 ppm). Material which were originally manufactured or produced with PCBs at concentrations less than 50ppm.

3.0 SCOPE OF SERVICES

Alta collected a total of 378 source samples and 20 delineation samples of select paint, roofing, mastics, and caulking materials from the entire campus buildings from October 21, 2020 to November 9, 2020 and from January 8, 2021 to January 13, 2021. The sampling was conducted to further characterize select building materials for waste disposal. Each sampling event was conducted in general accordance with the USEPA Region I *Standard Operation Procedures for Sampling Porous Surfaces for Polychlorinated Biphenyl* dated May 2011.

4.0 METHODOLOGY

Alta's bulk sampling was completed as follows:

- A one-inch drill bit, screwdriver, razor blade, chisel, or similar tool was used to collect the samples.
- A polyethylene drop-sheet was placed below the impacted area to capture any dust and debris which may have dislodged during the sample collection.
- Samples were labelled, packaged, and documented on a chain of custody for shipping to the laboratory.
- Samples were shipped to the laboratory in a chilled ice chest.
- Sample locations were patched using a non-PCB sealant. It should be noted that the patch is temporary and only intended to provide a barrier to the exposed sampled substrates.
- Prior to use, reusable sampling was decontaminated using a two-step decontamination process consisting of an initial wash with a phosphate-free cleaning solution, followed by a rinse with de-ionized water. After the two-step decontamination procedures, the equipment was placed on top of clean paper towels (or equivalent material) and set to dry individually. Each piece of equipment was inspected by NV5 for evidence of residual dust and debris prior to use
- All samples collected during this investigation were placed in an appropriate glass jar with a Teflon lined cap provided by the laboratory. Samples were labeled and packaged in a cooler and kept cool with ice during shipment.

The practical quantitative limit PQL used by the laboratory for this project was 0.5 ppm. In some cases, the PQL was raised above 0.5 ppm due to matrix interferences. In all cases, the PQL did not meet or exceed the USEPA defined screening-levels for PCB waste characterization.

All samples were prepared for analysis by the laboratory using EPA Method 3540 for Soxhlet extraction and were analyzed for PCBs using EPA Method 8082A.

5.0 RESULTS

While the sampling results of some building materials commonly characterized as PCB Bulk Product Waste were above the 50ppm screening level, further assessment and analysis finds that these materials were in fact not PCB source material. These materials include interior white paint, cove base glue, and cabinet caulking with PCB concentrations greater than 50ppm when applied to a vinyl wall covering (Buildings B and C), but which were below 50ppm when applied to other, non-vinyl wall surfaces.

The following summary tables are intended to be used in conjunction with the material inventories included in Appendix A, the sample location maps presented as Appendix B, and the laboratory reports included in Appendix C.

Table 1.0 – Summary of PCB Source Material with Concentrations ≥ 50 PPM

Material Location	Sample Description	Sample Numbers	Total PCBs (PPM)
Building B	Light blue paint on stucco	B-30 B-58 B-59	98.7 74.1 80
	Vinyl wallpaper with white paint	B-71 B-72 B-78 B-79 B-85 B-86	2,020 1,670 424 1,830 263 923
	Vinyl and wood wall core	B-60 B-73 B-74 B-75 B-76 B-77 B-80 B-82 B-83 B-84	492 1,020 719 240 531 360 336 433 406 439
Building C	Vinyl wallpaper with white paint	C0113-1 C0113-2 C0113-3 C0113-4	215 1,580 309 431

Summary of PCB Remediation Waste Material with Concentrations ≥ 1 PPM

Material Location	Sample Description	Sample Numbers	Total PCBs (PPM)
Building B	Cove base glue	B-10 B-11 B-12	87 60.8 67.9
	Cabinet caulking	B-15	121
	Lower z flash caulking	B-55	95.8

6.0 QUALITY CONTROL

Sample extraction and analysis was completed by American Environmental Testing (AETL), located at 2834 N Naomi Street, Burbank, California. AETL is a laboratory accredited by the California State Environmental Laboratory Accreditation Program. Based on our review of the quality control data included with the laboratory reports, the recovery and precision are within the acceptable limits of the laboratory.

7.0 CONCLUSIONS

Based on the findings of our investigation, in accordance with the US EPA PCB Bulk Product Waste Reinterpretation memorandum (October 24, 2012), and in consultation with the District, the sampled building materials should be characterized for disposal as presented in the following table.

Building Material	Waste Category
Painted Exterior Stucco – Building B Interior Vinyl Wall Coating – Buildings B and C Impacted building materials adjoining PCB-impacted source material	PCB Bulk Product Waste
All Other Materials Sampled	Excluded PCB Product

Materials characterized as *Excluded PCB Product* are not regulated by the U.S. Environmental Protection Agency under TSCA.

8.0 RECOMMENDATIONS

Removal and offsite disposal of identified *PCB Bulk Product Waste* material and surrounding porous materials should be conducted using proper engineering controls including, but not limited to containment, worker training, worker protection. Generated PCB waste should be characterized,

packaged, labelled and disposed offsite in accordance with TSCA 40 CFR 761 and California hazardous waste regulations set forth in Title 22, Division 4.5 of the California Code of Regulations.

A site-specific work plan for the removal of identified *PCB Bulk Product Waste* should be prepared by the abatement contractor, reviewed and approved by the District prior to the start of any removal action.

Asbestos-containing material (ACM) and lead-based paint (LBP) have previously been identified at the site and are described in a separate report. Removal of ACM and LBP is subject to local, state and federal requirements. A survey record and abatement plan have been prepared for this site which is to be used for the removal and waste disposal of ACM and LBP.

9.0 ASSUMPTIONS AND LIMITATIONS

The findings, conclusions and recommendations contained herein are intended for use by the District and its contractors for the purpose of characterizing generated building material waste for offsite disposal.

This report was prepared exclusively for use by Santa Monica-Malibu Unified School District and may not be relied upon by any other person or entity NV5's express written permission. The information, conclusions and recommendations described in this report apply to conditions existing at certain locations when services were performed and are intended only for the specific purposes, locations, time frames and project parameters indicated. NV5 cannot be responsible for the impact of any changes in environmental standards, practices or regulations after the performance of services.

In performing our professional services, we have applied engineering and scientific judgment and used a level of effort consistent with the current standard of practice for similar types of studies.

As applicable, NV5 has relied in good faith upon representations and information furnished by individuals with respect to operations and existing property conditions, to the extent that they have not been contradicted by data obtained from other sources. Accordingly, NV5 accepts no responsibility for any deficiencies, omissions, misrepresentations, or fraudulent acts of persons interviewed.

NV5 will not accept any liability for loss, injury claim, or damage arising directly or indirectly from any use or reliance on this report. NV5 makes no warranty, expressed or implied.

This report is issued with the understanding that the client, the property owner, or its representative is responsible for ensuring that the information, conclusions, and recommendations contained herein are brought to the attention of the appropriate regulatory agencies, as required.

Material quantities are in some cases listed within this document. These quantities are not intended to be used for removal bidding purposes. Nor is this document intended as a contract manual. Work methods and sequence, coordination of participants, applicable codes, engineering controls, required submittals, and notifications should in all cases be addressed in a separate and independent bidding and contract document. If you have any questions, please do not hesitate to contact the undersigned at (562) 495-5777. We appreciate the opportunity to be of service to Santa Monica-Malibu Unified School District.

10.0 SIGNATORY

Respectfully submitted by:
NV5

Jonathan Barkman
Project Manager

Appendix A:
Sample Inventories

Summary of Source Bulk Sampling

CLIENT: SMMUSD
PROJECT SMSD-20-9850
PROJECT: Juan Cabrillo ES PCB Survey
Date: November 9, 2020

Building A

Sample Number	Sample Description	Sample Location	Material Description	Total PCBs (ppm)
A-01	Cove base glue	East door, left side	Interior walls	ND
A-02	Cove base glue	North door, left side	Interior walls	ND
A-03	Cove base glue	Lobby, north center	Interior walls	ND
A-04	Interior white door caulking	Corridor, left side	Interior door frames	ND
A-05	Interior white door caulking	East door, left side	Interior door frames	ND
A-06	Interior white door caulking	Faculty lounge door, left side	Interior door frames	ND
A-07	Interior white window caulking	Principal office window, right side	Interior window frames	ND
A-08	Interior white window caulking	Southwest office window, right side	Interior window frames	ND
A-09	Interior white window caulking	Southwest office interior window, left side	Interior window frames	ND
A-10	Countertop caulking	Copy room, center	Countertop wall joints	ND
A-11	Countertop caulking	Lounge, northwest	Countertop wall joints	ND
A-12	Countertop caulking	Lobby, northwest	Countertop wall joints	ND
A-13	White paint chip	Corridor door frame	Interior walls	ND
A-14	White paint chip	Lounge, south center	Interior walls	ND
A-15	White paint chip	Lounge door, left side	Interior walls	ND
A-16	Cabinet wall caulking	Copy room cabinet, southeast	Cabinet wall joints	ND
A-17	Cabinet wall caulking	Copy room overhead cabinet, southwest	Cabinet wall joints	ND
A-18	Cabinet wall caulking	Lounge cabinet, southwest	Cabinet wall joints	ND
A-19	Toilet caulking	Copy room restroom	Copy room restroom	ND
A-20	Sink caulking	Copy room restroom	Copy room restroom	ND
A-21	Exterior wall seam caulking	Exterior patio area, north center	Exterior wall joints	ND
A-22	Exterior wall seam caulking	Exterior by 105 door	Exterior wall joints	ND
A-23	Exterior wall seam caulking	Exterior, north center	Exterior wall joints	ND
A-24	Dark blue paint chip	Exterior support pole, north center	Support poles, door frames, exterior window frames	ND
A-25	Dark blue paint chip	101 door frame, right side	Support poles, door frames, exterior window frames	ND
A-26	Dark blue paint chip	Exterior support pole by east door	Support poles, door frames, exterior window frames	ND
A-27	Light blue paint chip	Exterior north center	Exterior walls	ND
A-28	Light blue paint chip	Exterior northeast corner	Exterior walls	ND
A-29	Light blue paint chip	101 door frame, right side	Exterior walls	ND
A-30	Exterior door caulking	East door, right side	Exterior door caulking	ND
A-31	Exterior door caulking	101 door, right side	Exterior door caulking	ND
A-32	Exterior door caulking	East door, right side	Exterior door caulking	ND
A-33	Exterior black window caulking	Copy room window, right side	Exterior window frames	ND

Summary of Source Bulk Sampling

CLIENT: SMMUSD
PROJECT SMSD-20-9850
PROJECT: Juan Cabrillo ES PCB Survey
Date: November 9, 2020

Building A

Sample Number	Sample Description	Sample Location	Material Description	Total PCBs (ppm)
A-34	Exterior black window caulking	Window by east door, right side	Exterior window frames	ND
A-35	Exterior black window caulking	Southeast window, bottom	Exterior window frames	ND
A-36	Large window caulking	Main entrance window	Window at entrance door	ND
A-37	Flashing joint	Roof, northwest corner	At flashing joints	ND
A-38	Flashing joint	Roof, southwest corner	At flashing joints	ND
A-39	Flashing joint	Roof, east center	At flashing joints	ND
A-40	White/black roof penetration mastic	Roof, center	Roof penetrations	ND
A-41	White/black roof penetration mastic	Roof, east center	Roof penetrations	ND
A-42	White/black roof penetration mastic	Roof, west center	Roof penetrations	ND
A-44	Exterior pipe caulking	Roof, northeast corner	Exterior pipe penetrations	ND
A-45	Exterior pipe caulking	Roof, northeast corner	Exterior pipe penetrations	ND
A-46	Exterior pipe caulking	Roof, southeast corner	Exterior pipe penetrations	ND
A-47	White caulking on ducting	Roof, northwest corner	Roof duct work	ND
A-48	White caulking on ducting	Roof, northwest corner	Roof duct work	ND

Summary of Source Bulk Sampling

CLIENT: SMMUSD
PROJECT NO: SMSD-20-9850
PROJECT: Juan Cabrillo ES PCB Survey
Date: October 28, 2020

Building B

Sample Number	Sample Description	Sample Location	Material Description	Total PCBs (ppm)
B-01	White interior door caulking	Room 3 north door, left side	Interior door frames	ND
B-02	White interior door caulking	Room 3, southwest door, left side	Interior door frames	ND
B-03	White interior door caulking	Room 4 north door, left side	Interior door frames	ND
B-03D	White interior door caulking	Room 4 north door, left side	Interior door frames	ND
B-04	White interior window caulking	Room 4 north window, left side	Interior window frames	ND
B-05	White interior window caulking	Room 3 southwest interior window, left side	Interior window frames	ND
B-06	White interior window caulking	Room 5, north window, right of north door	Interior window frames	ND
B-07	Brown carpet glue	Room 5 north center	Carpet glue underneath carpet	ND
B-08	Brown carpet glue	Room 4 center	Carpet glue underneath carpet	ND
B-09	Brown carpet glue	Room 3 center	Carpet glue underneath carpet	ND
B-10	Cove base glue	Room 4 northwest	Interior walls	87
B-11	Cove base glue	Room 5 north center	Interior walls	60.8
B-12	Cove base glue	Room 3, north center	Interior walls	67.9
B-13	Cabinet caulking	Room 4 west center	Cabinet wall joints	ND
B-14	Cabinet caulking	Room 5 northwest	Cabinet wall joints	44.4
B-15	Cabinet caulking	Room 3 north center	Cabinet wall joints	121
B-16	White paint chip	Room 4 southwest	Interior walls	ND
B-17	White paint chip	Room 5 north center	Interior walls	84.9
B-18	White paint chip	Room 3 south center	Interior walls	ND
B-19	Sink caulking	Room 5 restroom southeast	Room 5 restroom, room 4 restroom, boys and girls restroom	ND
B-20	Sink caulking	Room 4 restroom southwest	Room 5 restroom, room 4 restroom, boys and girls restroom	ND
B-21	Sink caulking	Boy's restroom, east center	Room 5 restroom, room 4 restroom, boys and girls restroom	ND
B-22	Toilet caulking	Room 5 restroom southeast	Room 5 restroom, room 4 restroom, boys and girls restroom	ND
B-23	Toilet caulking	Room 4 restroom southwest	Room 5 restroom, room 4 restroom, boys and girls restroom	ND
B-24	Toilet caulking	Boy's restroom, east center	Room 5 restroom, room 4 restroom, boys and girls restroom	ND
B-25	Dark blue paint chip	Exterior room 5, northeast	Door frames, window frames, support poles, railing	ND
B-26	Dark blue paint chip	Exterior room 4, north center	Door frames, window frames, support poles, railing	ND
B-27	Dark blue paint chip	Exterior room 3, north center	Door frames, window frames, support poles, railing	ND
B-28	Light blue paint chip	Exterior, northwest corner	Exterior walls	ND
B-29	Light blue paint chip	Exterior room 3, northeast	Exterior walls	ND
B-30	Light blue paint chip	Exterior room 2 north center	Exterior walls	98.7

Summary of Source Bulk Sampling

CLIENT: SMMUSD
PROJECT NO: SMSD-20-9850
PROJECT: Juan Cabrillo ES PCB Survey
Date: October 28, 2020

Building B

Sample Number	Sample Description	Sample Location	Material Description	Total PCBs (ppm)
B-31	Exterior black window caulking	Room 3 north window, left of door	Exterior window frames	ND
B-32	Exterior black window caulking	Room 4 north window, left of door	Exterior window frames	ND
B-33	Exterior black window caulking	Room 5 north window, left of door	Exterior window frames	ND
B-34	Exterior black door caulking	Room 5 north door, left side	Exterior door frames	ND
B-35	Exterior black door caulking	Room 4 north door, left side	Exterior door frames	ND
B-36	Exterior black door caulking	Room 2 north door	Exterior door frames	ND
B-37	12" yellow floor tile with glue	Room 5, south center	Rooms 1, 2, 3, 4, 5	ND
B-38	12" yellow floor tile with glue	Room 128 inside room 1, northeast	Rooms 1, 2, 3, 4, 5	ND
B-39	12" yellow floor tile with glue	Room 1, northwest corner	Rooms 1, 2, 3, 4, 5	ND
B-40	Exterior pipe caulking	Exterior, west center	Exterior pipe penetration on west wall	ND
B-41	White/black roof penetration mastic	Roof, southeast corner	Roof penetrations perimeter	ND
B-42	White/black roof penetration mastic	Roof, south center	Roof penetrations perimeter	ND
B-43	White/black roof penetration mastic	Roof, southwest corner	Roof penetrations perimeter	ND
B-44	Black rubber caulking	Roof HVAC, east center	Roof HVAC	ND
B-45	Black rubber caulking	Roof HVAC, east center	Roof HVAC	ND
B-46	Black rubber caulking	Roof HVAC, east center	Roof HVAC	ND
B-47	Conduit box caulking	Exterior, west center	Conduit box at west wall	ND
B-48	Exterior white door caulking	Room 5 south door, right side	Exterior door frames	ND
B-49	Exterior white door caulking	122 door on south side, right side	Exterior door frames	ND
B-50	Exterior white door caulking	Room 4 south door, left side	Exterior door frames	8.08
B-51	Vent caulking	Room 4 exterior vent, upper vent	Exterior vents	ND
B-52	Vent caulking	Room 4 exterior vent, lower vent	Exterior vents	6.52
B-53	Vent caulking	Exterior vent above 131 door	Exterior vents	ND
B-54	Lower z flash caulking	Room 5 northwest of west wall	North exterior wall	36.4
B-55	Lower z flash caulking	North center of exterior north wall of room 2	North exterior wall	95.8
B-56	Lower z flash caulking	Northeast exterior room 1	North exterior wall	25.5
B-57	Light blue paint on stucco	West exterior wall of room 5	Exterior of building	40.6
B-58	Light blue paint on stucco	North center of north wall of room 5	Exterior of building	74.1

Summary of Source Bulk Sampling

CLIENT: SMMUSD
PROJECT NO: SMSD-20-9850
PROJECT: Juan Cabrillo ES PCB Survey
Date: October 28, 2020

Building B

Sample Number	Sample Description	Sample Location	Material Description	Total PCBs (ppm)
B-59	Light blue paint on stucco	Northwest of north wall of room 3	Exterior of building	80
B-60	Vinyl and wood wall core 1"	North wall east of north entrance room 3	Interior walls	492
B-61	Vinyl and wood wall core 3"	North wall east of north entrance room 3	Interior walls	ND
B-62	Vinyl and wood wall core 6"	North wall east of north entrance room 3	Interior walls	1.3
B-63	Vinyl and wood wall core 12"	North wall east of north entrance room 3	Interior walls	1.13
B-64	Vinyl and wood wall core 16"	North wall east of north entrance room 3	Interior walls	0.542
B-65	Cabinet caulking	Northwest of room 3	North countertop of room 3	0.914
B-66	Drywall paint wall core 1"	Northwest of room 3	Interior walls	ND
B-67	Drywall paint wall core 3"	Northwest of room 3	Interior walls	ND
B-68	Drywall paint wall core 6"	Northwest of room 3	Interior walls	ND
B-69	Drywall paint wall core 12"	Northwest of room 3	Interior walls	ND
B-70	Drywall paint wall core 16"	Northwest of room 3	Interior walls	ND
B-71	White paint on vinyl wall paper (top)	North wall, east of north entrance room 3	Perimeter walls (interior face)	2,020
B-72	White paint on vinyl wall paper (bottom)	North wall, east of north entrance room 3	Perimeter walls (interior face)	1,670
B-73	Vinyl and wood wall core 1"	Room 4 north center	Perimeter walls	1,020
B-74	Vinyl and wood wall core 3"	Room 4 north center	Perimeter walls	719
B-75	Vinyl and wood wall core 6"	Room 4 north center	Perimeter walls	240
B-76	Vinyl and wood wall core 12"	Room 4 north center	Perimeter walls	531
B-77	Vinyl and wood wall core 16"	Room 4 north center	Perimeter walls	360
B-78	White paint on vinyl wall paper	Room 4 top northwest	Periemter walls interior	424
B-79	White paint on vinyl wall paper	Room 4 bottom northwest	Periemter walls interior	1,830
B-80	Vinyl and wood wall core 1"	Room 5 north center	Periemter walls interior	336
B-81	Vinyl and wood wall core 3"	Room 5 north center	Periemter walls interior	ND
B-82	Vinyl and wood wall core 6"	Room 5 north center	Periemter walls interior	433
B-83	Vinyl and wood wall core 12"	Room 5 north center	Periemter walls interior	406

Summary of Source Bulk Sampling

CLIENT: SMMUSD
PROJECT NO: SMSD-20-9850
PROJECT: Juan Cabrillo ES PCB Survey
Date: October 28, 2020

Building B

Sample Number	Sample Description	Sample Location	Material Description	Total PCBs (ppm)
B-84	Vinyl and wood wall core 16"	Room 5 north center	Periemter walls interior	439
B-85	White paint on vinyl wall paper	Room 5 top north center	Periemter walls interior	263
B-86	White paint on vinyl wall paper	Room 5 bottom north center	Periemter walls interior	923
B0113-1	Cove base glue from dividing walls	Room 3 west wall	All walls at base	ND
B0113-2	Cove base glue from dividing walls	Room 4 southwest	All walls at base	ND
B0113-3	Cove base glue from dividing walls	Room 5 east center	All walls at base	ND

Summary of Source Bulk Sampling

CLIENT: SMMUSD
PROJECT NO: SMSD-20-9850
PROJECT: Juan Cabrillo ES PCB Survey
Date: October 23, 2020

Building C

Sample Number	Sample Description	Sample Location	Material Description	Total PCBs (ppm)
C-01	Exterior black window caulking	Room 10, north window, bottom, right side	Exterior windows	ND
C-02	Exterior black window caulking	Room 8 north window bottom right side		ND
C-03	Exterior black window caulking	Room 9 north window bottom right side		ND
C-04	Exterior black door caulking	Room 9 north door, left side	Exterior doors rooms 8, 9, 10, 11 on north side	ND
C-05	Exterior black door caulking	Room 11 north door, right side		ND
C-05D	Exterior black door caulking	Room 11 north door, right side (duplicate)		ND
C-06	Exterior black door caulking	Room 8 north door, left side		ND
C-07	Exterior white door caulking	Room 10 north door, left side	Exterior doors room 10, 9, 8, 11, south side, 137, 142, staff restroom, boy's restroom, girls restroom	ND
C-08	Exterior white door caulking	Room 8 south door, right side		ND
C-09	Exterior white door caulking	Room 9 south door right side		ND
C-10	Light blue paint chip	Room 10 north door, left side	Exterior stucco	ND
C-11	Light blue paint chip	Room 8 north door, left side		ND
C-12	Light blue paint chip	Room 11 north door, left side		ND
C-13	Dark blue paint chip	Room 11 north window frame, bottom right	Window frames, doors, cabinets, support poles, flashing	ND
C-14	Dark blue paint chip	Support pole by room 11 south door		ND
C-15	Dark blue paint chip	141 door frame, left side		ND
C-16	White paint chip	Overhang ceiling by room 9 south door	Interior walls, overhang ceiling	ND
C-17	White paint chip	Room 137 on plaster wall, southeast corner		ND
C-18	White paint chip	Overhang ceiling by room 138 door		ND
C-19	White/black penetration perimeter roof mastic	Roof on penetration, south center	On penetrations and roof perimeters	ND
C-20	White/black penetration perimeter roof mastic	Roof perimeter, southwest end		ND
C-21	White/black penetration perimeter roof mastic	Roof penetration, northwest corner		ND
C-22	Carpet glue	Room 10, north center	Under carpet rooms 8, 9, 10, 11	ND
C-23	Carpet glue	Room 11, northeast		ND
C-24	Carpet glue	Room 10, south center		ND

Summary of Source Bulk Sampling

CLIENT: SMMUSD
PROJECT NO: SMSD-20-9850
PROJECT: Juan Cabrillo ES PCB Survey
Date: October 23, 2020

Building C

Sample Number	Sample Description	Sample Location	Material Description	Total PCBs (ppm)
C-25	Interior white window caulking	Room 10 northwest	Interior window frames	ND
C-26	Interior white window caulking	Room 11 northwest		ND
C-27	Interior white window caulking	Room 9 northwest		ND
C-28	Cove base glue	Room 10 northwest	Interior walls, overhang ceiling	27.7
C-29	Cove base glue	Room 11 northwest		30.2
C-30	Cove base glue	Room 9 northwest		16.0
C-31	Interior white door caulking	Room 9 south door	Interior door frames	ND
C-32	Interior white door caulking	Room 10 south door		ND
C-33	Interior white door caulking	Room 11 south door		ND
C-34	Toilet caulking	Girl's restroom	Boy's and girl's restroom	ND
C-35	Toilet caulking	Girl's restroom		ND
C-36	Toilet caulking	Boy's restroom		ND
C-37	Sink caulking	Boy's restroom	Girl's and boy's restroom	ND
C-38	Sink caulking	Girl's restroom		ND
C-39	Sink caulking	Girl's restroom		ND
C-40	Urinal caulking	Boy's restroom	Boy's restroom	ND
C-41	Water fountain caulking	East water fountain	Water fountain	ND
C-42	Water fountain caulking	East water fountain		ND
C-43	Water fountain caulking	East water fountain		ND
C-44	Gray rain gutter caulking	Exterior, northwest corner	Exterior gutters	ND
C-45	Gray rain gutter caulking	Exterior, southwest corner		ND
C-46	Gray rain gutter caulking	Exterior, southeast corner		ND
C-47	Conduit box caulking	Exterior southwest corner	Exterior conduit boxes	ND
C-48	Conduit box caulking	Exterior, east center		ND
C-49	Conduit box caulking	Exterior, east center		ND
C-50	Roof pipe caulking	Exterior, east center	Roof pipe penetrations	ND
C-51	Roof pipe caulking	Exterior, southeast corner		ND
C-52	Roof pipe caulking	Exterior, southwest corner		ND
C-53	Caulking	Room 8 northwest exterior	North side of building lower portion on z flashing	ND
C-54	Caulking	Room 11 north center exterior		ND
C-55	Caulking	Building C northeast		ND
C-56	Blue paint on stucco	Room 11 northeast	Exterior paint	ND
C-57	Blue paint on stucco	Room 8 northwest		ND
C-58	Blue paint on stucco	Room 10 northwest		ND

Summary of Source Bulk Sampling

CLIENT: SMMUSD
PROJECT NO: SMSD-20-9850
PROJECT: Juan Cabrillo ES PCB Survey
Date: October 26, 2020

Building D

Sample Number	Sample Description	Sample Location	Material Description	Total PCBs (ppm)
D-01	Exterior white window caulking	Room 15 north window, bottom right	Exterior window frames	ND
D-02	Exterior white window caulking	Room 14 north window bottom center	Exterior window frames	ND
D-03	Exterior white window caulking	Room 12 north window right side	Exterior window frames	ND
D-03D	Exterior white window caulking	Room 12 north window right side (duplicate)	Exterior window frames	ND
D-04	Exterior black window caulking	Room 15 north window center	Exterior window frames	ND
D-05	Exterior black window caulking	Room 14 north window, right center	Exterior window frames	ND
D-06	Exterior black window caulking	Room 15 north window bottom right	Exterior window frames	ND
D-07	Light blue paint chip	Exterior by room 15 north door	Exterior stucco	ND
D-08	Light blue paint chip	Exterior, northwest corner	Exterior stucco	ND
D-09	Light blue paint chip	Exterior, by room 157 door	Exterior stucco	ND
D-10	Dark blue paint chip	Support pole by room 158 door	Door frames, support poles, flashing, cabinets, window frames	ND
D-11	Dark blue paint chip	Wood cabinet, room 15 northwest corner	Door frames, support poles, flashing, cabinets, window frames	ND
D-12	Dark blue paint chip	Room 15 north door frame left side	Door frames, support poles, flashing, cabinets, window frames	ND
D-13	White paint chip	On drywall, room 15 southeast corner	Interior walls, overhang ceiling	ND
D-14	White paint chip	Overhang ceiling by room 153 door	Interior walls, overhang ceiling	ND
D-15	White paint chip	Overhang ceiling by room 15 door	Interior walls, overhang ceiling	ND
D-16	Exterior door caulking	Girls restroom, right side	Exterior door frames	ND
D-17	Exterior door caulking	Room 14 south door, right side	Exterior door frames	ND
D-18	Exterior door caulking	Boys restroom door, right side	Exterior door frames	ND
D-19	Interior door caulking	Room 15 north door, left side	Interior door frames	ND
D-20	Interior door caulking	Room 14 north door, left side	Interior door frames	ND
D-21	Interior door caulking	Room 12 north door, left side	Interior door frames	ND
D-22	Interior window caulking white	Room 12 north window, left side	Interior window frames	ND

Summary of Source Bulk Sampling

CLIENT: SMMUSD
PROJECT NO: SMSD-20-9850
PROJECT: Juan Cabrillo ES PCB Survey
Date: October 26, 2020

Building D

Sample Number	Sample Description	Sample Location	Material Description	Total PCBs (ppm)
D-23	Interior window caulking white	Room 14 north window, left side	Interior window frames	ND
D-24	Interior window caulking white	Room 15 north window, left side	Interior window frames	ND
D-25	Interior black window caulking	Room 12 north window	On interior window frames	ND
D-26	Interior black window caulking	Room 14, north window	On interior window frames	ND
D-27	Interior black window caulking	Room 15, north window	On interior window frames	ND
D-28	Baseboard glue	Room 14, north center	Interior walls behind baseboard	ND
D-29	Baseboard glue	Room 14, north center	Interior walls behind baseboard	ND
D-30	Baseboard glue	Room 12, west center	Interior walls behind baseboard	ND
D-31	Toilet caulking	Boy's restroom toilet	Boy's and girl's restroom	ND
D-32	Toilet caulking	Girl's restroom toilet	Boy's and girl's restroom	ND
D-33	Toilet caulking	Girl's restroom toilet	Boy's and girl's restroom	ND
D-34	Sink caulking	Girl's restroom sink, left side	Boy's and girl's restroom	ND
D-35	Sink caulking	Girl's restroom sink, top center	Boy's and girl's restroom	ND
D-36	Sink caulking	Boy's restroom sink, top center	Boy's and girl's restroom	ND
D-37	White/black penetration roof mastic	Roof, southeast penetration	Roof penetrations perimeter mastic	ND
D-38	White/black penetration roof mastic	Roof, northeast penetration	Roof penetrations perimeter mastic	ND
D-39	White/black penetration roof mastic	Roof, northwest penetration	Roof penetrations perimeter mastic	ND
D-40	Roof pipe caulking	Roof, east pipe penetration	Pipe penetrations on east side	ND
D-41	Roof pipe caulking	Roof, east pipe penetration	Pipe penetrations on east side	ND
D-42	Roof pipe caulking	Roof, east pipe penetration	Pipe penetrations on east side	ND
D-43	Water fountain caulking	West water fountain top	West wall water fountain	ND
D-44	Water fountain caulking	West water fountain top	West wall water fountain	ND
D-45	Water fountain caulking	West water fountain top	West wall water fountain	ND
D-46	Cabinet wall caulking	Room 15, northwest corner	Cabinet wall joints	ND
D-47	Cabinet wall caulking	Room 14, northwest	Cabinet wall joints	ND
D-48	Cabinet wall caulking	Room 12, northwest	Cabinet wall joints	ND

Summary of Source Bulk Sampling

CLIENT: SMMUSD
PROJECT NO: SMSD-20-9850
PROJECT: Juan Cabrillo ES PCB Survey
Date: October 26, 2020

Building D

Sample Number	Sample Description	Sample Location	Material Description	Total PCBs (ppm)
D-49	Caulking	Room 12 north center exterior	North side of building lower portico on z flashing	ND
D-50	Caulking	Room 14 north center exterior	North side of building lower portico on z flashing	ND
D-51	Caulking	Room 15 northeast exterior	North side of building lower portico on z flashing	ND
D-52	Blue paint on stucco	Room 12 northwest exterior	Exterior paint	ND
D-53	Blue paint on stucco	Room 14 northwest exterior	Exterior paint	ND
D-54	Blue paint on stucco	Room 16 northwest exterior	Exterior paint	ND
D0113-1	White paint dividing wall	Room 12 east wall near center	Dividing walls	ND
D0113-2	White paint dividing wall	Room 15 center	Dividing walls	ND

Summary of Source Bulk Sampling

CLIENT: SMMUSD
PROJECT SMSD-20-9850
PROJECT: Juan Cabrillo ES PCB Survey
Date: October 27, 2020

Building E

Sample Number	Sample Description	Sample Location	Material Description	Total PCBs (ppm)
E-01	White interior door caulking	West door frame, left side	Interior door frames	ND
E-02	White interior door caulking	Room 163a door, left side	Interior door frames	ND
E-03	White interior door caulking	Therapist door, right side	Interior door frames	ND
E-04	White interior window caulking	Southeast window right side	Interior window frames	ND
E-05	White interior window caulking	East center window, left side	Interior window frames	ND
E-06	White interior window caulking	East center window, left side	Interior window frames	ND
E-07	Brown carpet glue	South center	Interior floor	ND
E-08	Brown carpet glue	Southwest corner	Interior floor	ND
E-09	Brown carpet glue	Northeast door, right side	Interior floor	ND
E-10	White exterior door caulking	Northwest door, right side	Exterior door frames	ND
E-11	White exterior door caulking	Northwest door, left side	Exterior door frames	ND
E-12	White exterior door caulking	Room 163 door, right side	Exterior door frames	ND
E-12D	White exterior door caulking	Room 163 door, right side (duplicate)	Exterior door frames	ND
E-13	Black exterior window caulking	Northeast window, left side	Exterior window frames	ND
E-14	Black exterior window caulking	Northwest window, right side	Exterior window frames	ND
E-15	Black exterior window caulking	East window, right side	Exterior window frames	ND
E-16	Baseboard glue	Interior by northwest door	Interior walls	ND
E-17	Baseboard glue	Interior by patio door	Interior walls	ND
E-18	Baseboard glue	Interior by northeast door	Interior walls	ND
E-19	Black/white roof penetration mastic	Roof, east center	Roof penetrations	ND
E-20	Black/white roof penetration mastic	Roof, center	Roof penetrations	ND
E-21	Black/white roof penetration mastic	Roof, southwest corner	Roof penetrations	ND
E-22	Gray duct caulking	Roof HVAC center	Roof duct work	ND
E-23	Gray duct caulking	Roof HVAC west center	Roof duct work	ND
E-24	Gray duct caulking	Roof HVAC, center	Roof duct work	ND
E0113-1	Exterior blue paint on metal	Arcade post	Post of exterior ceiling	ND
E0113-2	Exterior blue paint on metal	East door	Entry doors	ND
E0113-3	Exterior blue paint on metal	North center	Fascia	ND

Summary of Source Bulk Sampling

CLIENT: SMMUSD
PROJECT SMSD-20-9850
PROJECT: Juan Cabrillo ES PCB Survey
Date: October 27, 2020

Building E

Sample Number	Sample Description	Sample Location	Material Description	Total PCBs (ppm)
E0113-4	Exterior light blue stucco	Northwest east of door	Exterior stucco and cement brick	ND
E0113-5	Exterior light blue stucco	Northeast corner	Exterior stucco and cement brick	ND
E0113-6	Exterior light blue cement brick	Northwest corner cement brick	Exterior stucco and cement brick	ND
E0113-7	Exterior white on stucco	West end of arcade on stucco ceiling	Stucco ceiling, conduit and gate	ND
E0113-8	Exterior white on metal	West end of arcade on conduit	Stucco ceiling, conduit and gate	ND
E0113-9	Exterior white on wood	On gate, northwest of building E	Stucco ceiling, conduit and gate	ND
E0113-10	Dark blue paint exteiror flooring on cement	South center	Patio flooring	ND
E0113-11	Dark blue paint exteiror flooring on cement	Northwest	Patio flooring	ND
E0113-12	Dark blue paint exteiror flooring on cement	Northeast	Patio flooring	ND
E0113-13	White paint on rough plaster	North office, north center wall	3 offices on east side (all walls)	ND
E0113-14	White paint on metal	Center office southeast on conduit	3 offices on east side (all walls)	ND
E0113-15	White paint on rough plaster	South office northwest wall	3 offices on east side (all walls)	ND
E0113-16	Off-white paint on rough plaster	Southeast window right side	Library walls	ND
E0113-17	Off-white paint on rough plaster	Northwest	Library walls	ND
E0113-18	Off-white paint on rough plaster	Northeast	Library walls	ND

Summary of Source Bulk Sampling

CLIENT: SMMUSD
PROJECT NO: SMSD-20-9850
PROJECT: Juan Cabrillo ES PCB Survey
Date: October 25, 2020

Building F

Sample Number	Sample Description	Sample Location	Material Description	Total PCBs (ppm)
F-01	Exterior door caulking white	Room 170 door, left side	Exterior door frames	ND
F-02	Exterior door caulking white	Room 169 door, right side	Exterior door frames	ND
F-03	Exterior door caulking white	Room 18 north door, left side	Exterior door frames	ND
F-04	Exterior window caulking	Room 18 window, left side	Exterior window frames	ND
F-05	Exterior window caulking	Room 17 window, right side	Exterior window frames	ND
F-06	Exterior window caulking	Room 10 north window, left side	Exterior window frames	ND
F-06D	Exterior window caulking	Room 10 north window, left side (duplicate)	Exterior window frames	ND
F-07	Interior door caulking	Room 169 door, right side	Interior door frames	ND
F-08	Interior door caulking	Room 20 interior connecting door frame, right side	Interior door frames	ND
F-09	Interior door caulking	Room 16 interior connecting door frame, left side	Interior door frames	ND
F-10	Light blue paint chip	Exterior, northeast by room 19 north window	Exterior stucco	ND
F-11	Light blue paint chip	Exterior, by room 18 north window	Exterior stucco	ND
F-12	Light blue paint chip	Exterior, east wall northeast corner	Exterior stucco	ND
F-13	Dark blue paint chip	Support pole	Door frames, window frames, support poles, flashing	ND
F-14	Dark blue paint chip	Support pole, north center	Door frames, window frames, support poles, flashing	ND
F-15	Dark blue paint chip	Flashing, west center	Door frames, window frames, support poles, flashing	ND
F-16	White paint chip	Room 16, southeast	Interior walls, overhang ceiling	ND
F-17	White paint chip	Room 17 southeast	Interior walls, overhang ceiling	ND
F-18	White paint chip	Room 22, southeast	Interior walls, overhang ceiling	ND
F-19	Flashing caulking	Exterior, west center	Exterior caulking	ND
F-20	Flashing caulking	Exterior, west center	Exterior caulking	ND
F-21	Flashing caulking	Exterior, west center	Exterior caulking	ND
F-22	Black patch mastic	West side of roof	Roof	ND
F-23	Exterior wall caulking	Exterior, north center	Seam between wall and ground	ND
F-24	Exterior wall caulking	North corner, exterior	Seam between wall and ground	ND
F-25	Exterior wall caulking	Exterior, south side by room 21	Seam between wall and ground	ND
F-26	White/black penetration and perimeter roof mastic	Roof, west center	Roof perimeter and penetrations	ND
F-27	White/black penetration and perimeter roof mastic	Roof east penetration	Roof perimeter and penetrations	ND

Summary of Source Bulk Sampling

CLIENT: SMMUSD
PROJECT NO: SMSD-20-9850
PROJECT: Juan Cabrillo ES PCB Survey
Date: October 25, 2020

Building F

Sample Number	Sample Description	Sample Location	Material Description	Total PCBs (ppm)
F-28	White/black penetration and perimeter roof mastic	Roof east center penetration	Roof perimeter and penetrations	ND
F-29	Baseboard glue	Room 20	Interior walls	ND
F-30	Baseboard glue	Room 16	Interior walls	ND
F-31	Baseboard glue	Room 17	Interior walls	ND
F-35	Cabinet wall caulking	Room 16 northeast	Cabinet wall joints	ND
F-36	Cabinet wall caulking	Room 18 southeast	Cabinet wall joints	ND
F-37	Cabinet wall caulking	Room 22 southeast	Cabinet wall joints	ND

Summary of Source Bulk Sampling

CLIENT: SMMUSD
PROJECT NO: SMSD-20-9850
PROJECT: Juan Cabrillo ES PCB Survey
Date: November 11, 2020

MPR Building

Sample Number	Sample Description	Sample Location	Material Description	Total PCBs (ppm)
MPR-01	Baseboard glue	MPR, northeast corner	Interior walls	ND
MPR-02	Baseboard glue	MPR, southwest corner	Interior walls	ND
MPR-03	Baseboard glue	MPR, northwest corner	Interior walls	ND
MPR-04	Interior white door caulking	Kitchen door, left side	Interior door frames	ND
MPR-05	Interior white door caulking	Stage door frame, left side	Interior door frames	ND
MPR-06	Interior white door caulking	Storage door, left side	Interior door frames	ND
MPR-07	Interior black window caulking	MPR, southeast corner	Interior frames window	ND
MPR-08	Interior black window caulking	Kitchen west window, right side	Interior frames window	ND
MPR-09	Interior black window caulking	MPR northwest window, bottom	Interior frames window	ND
MPR-10	Toilet caulking	Boy's restroom	Boy's and girls restroom	ND
MPR-11	Toilet caulking	Girl's restroom	Boy's and girls restroom	ND
MPR-12	Toilet caulking	Girl's restroom	Boy's and girls restroom	ND
MPR-13	Sink caulking	Boy's restroom sink	Boy's and girl's restroom custodian room	ND
MPR-14	Sink caulking	Girl's restroom sink	Boy's and girl's restroom custodian room	ND
MPR-15	Sink caulking	Custodian room floor sink	Boy's and girl's restroom custodian room	ND
MPR-16	Kitchen countertop caulking	Kitchen, south center	Kitchen	ND
MPR-17	Kitchen countertop caulking	Kitchen, west center	Kitchen	ND
MPR-18	Kitchen countertop caulking	Kitchen, southwest corner	Kitchen	ND
MPR-19	Exterior white door caulking	35 door, left side	Exterior door frames	ND
MPR-20	Exterior white door caulking	Kitchen west exterior door	Exterior door frames	ND
MPR-21	Exterior white door caulking	Stage northeast door, right side	Exterior door frames	ND
MPR-22	Exterior black door caulking	MPR northeast door, right side	Exterior door frames	ND
MPR-23	Exterior black door caulking	MPR, northwest door right side	Exterior door frames	ND
MPR-24	Exterior black door caulking	MPR, southeast door left side	Exterior door frames	ND
MPR-25	Exterior black window caulking	MPR north center window	Exterior window frames	ND
MPR-26	Exterior black window caulking	MPR northeast window	Exterior window frames	ND
MPR-27	Exterior black window caulking	MPR southeast window	Exterior window frames	ND
MPR-28	Vent caulking	Vent at hopper room, left side	Exterior vents	ND

Summary of Source Bulk Sampling

CLIENT: SMMUSD
PROJECT NO: SMSD-20-9850
PROJECT: Juan Cabrillo ES PCB Survey
Date: November 11, 2020

MPR Building

Sample Number	Sample Description	Sample Location	Material Description	Total PCBs (ppm)
MPR-29	Vent caulking	North center vent	Exterior vents	ND
MPR-30	Vent caulking	Northwest vent	Exterior vents	ND
MPR-31	Sidewalk joint caulking	Exterior, north center	Sidewalk joints	ND
MPR-32	Sidewalk joint caulking	Exterior, by entrance gate	Sidewalk joints	ND
MPR-33	Sidewalk joint caulking	Exterior, northwest by back entrance gate	Sidewalk joints	ND
MPR-34	White paint chip	Interior conduit line, by room 118	Interior walls	ND
MPR-35	White paint chip	Interior by storage room	Interior walls	ND
MPR-36	White paint chip	Interior, southeast of stage	Interior walls	ND
MPR-37	Dark blue paint chip	Exterior railing, southwest	Door frames, window frames railing	ND
MPR-38	Dark blue paint chip	MPR northeast stage door frame	Door frames, window frames railing	ND
MPR-39	Dark blue paint chip	MPR kitchen door frame	Door frames, window frames railing	ND
MPR-40	Light blue paint chip	Exterior, northwest corner	Exterior walls	ND
MPR-41	Light blue paint chip	Exterior, north center	Exterior walls	ND
MPR-42	Light blue paint chip	Exterior northeast corner	Exterior walls	ND
MPR-43	Exterior pipe caulking	Exterior, southeast corner	Exterior wall pipe penetrations	ND
MPR-44	Exterior pipe caulking	Exterior southeast corner	Exterior wall pipe penetrations	ND
MPR-45	Exterior pipe caulking	Exterior by water fountain northeast	Exterior wall pipe penetrations	ND
MPR-46	Water fountain caulking	Exterior, northeast corner	Water fountain	ND
MPR-47	Water fountain caulking	Exterior, northeast corner	Water fountain	ND
MPR-48	Water fountain caulking	Exterior, northeast corner	Water fountain	ND
MPR-49	Turquoise paint chip on concrete	Exterior, southwest	Exterior concrete walls	ND
MPR-50	Turquoise paint chip on concrete	Exterior, south center	Exterior concrete walls	ND
MPR-51	Turquoise paint chip on concrete	Exterior, southwest corner	Exterior concrete walls	ND
MPR-52	White/black penetration roof mastic	Roof penetrations northwest corner	Roof penetrations, perimeter	ND
MPR-53	White/black penetration roof mastic	Roof penetrations west center	Roof penetrations, perimeter	ND
MPR-54	White/black penetration roof mastic	Roof solar panels northeast corner	Roof penetrations, perimeter	ND
MPR-55	Flashing joint	Roof east center	At flashing joints	ND
MPR-56	Flashing joint	Roof south	At flashing joints	ND

Appendix B:
Sample Location Maps

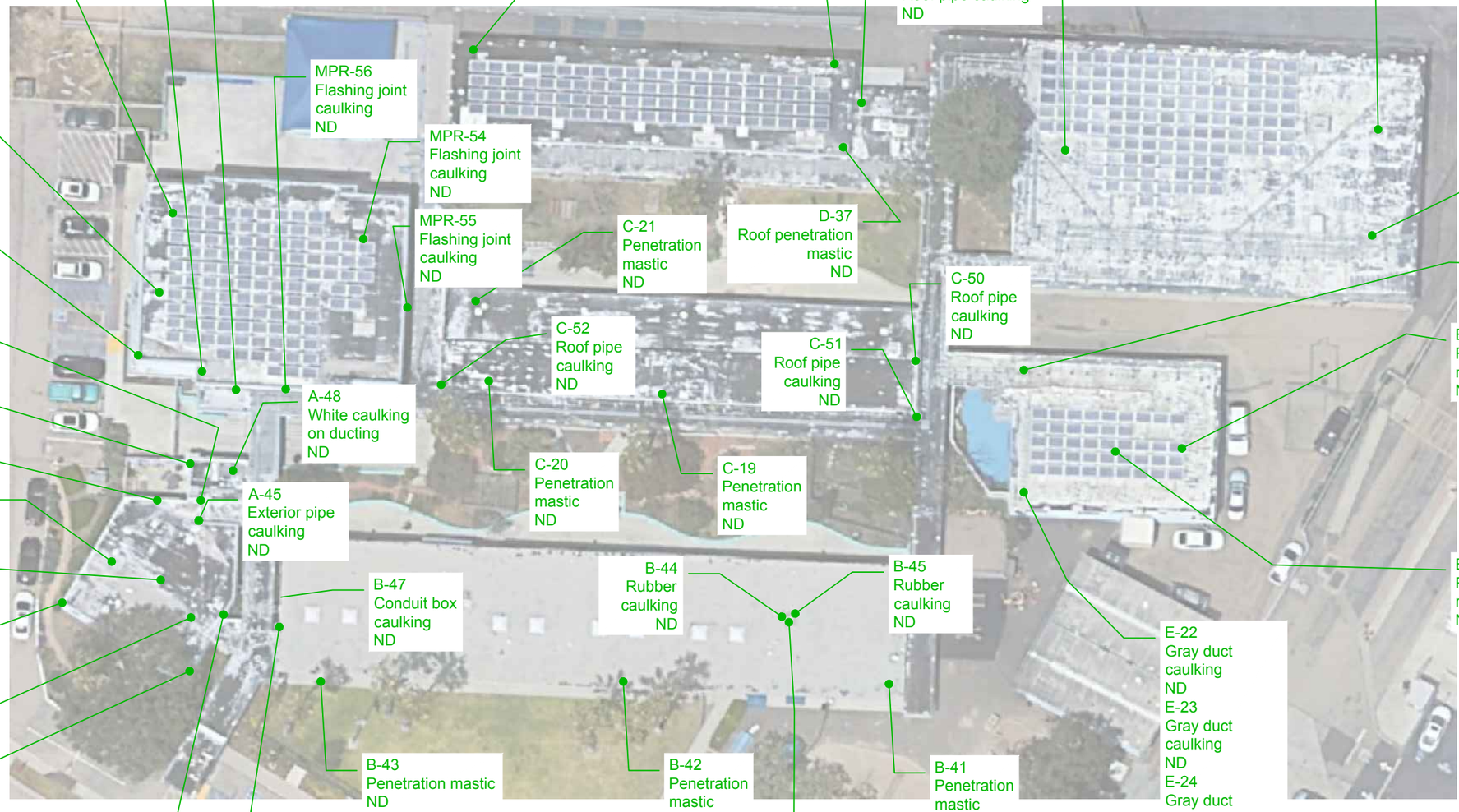

This figure was created in color. Significant information may be lost if copied in black and white.

Legend

- Delineation/ Source - TSCA
- Delineation/ Source - Detected above PQL
- Delineation/Source - ND

Sample Location Map - Roofs

Juan Carbillo Elementary School
30237 Morning View Drive
Malibu, California

N

NV5
ALTA ENVIRONMENTAL
3777 Long Beach Blvd. Annex Bldg. Long Beach, California 90807
P: (562) 495-5777 ◆ F: (562) 495-5877 ◆ www.altaenviron.com

DATE: January 2021 | Project No.: SMSD-20-9850

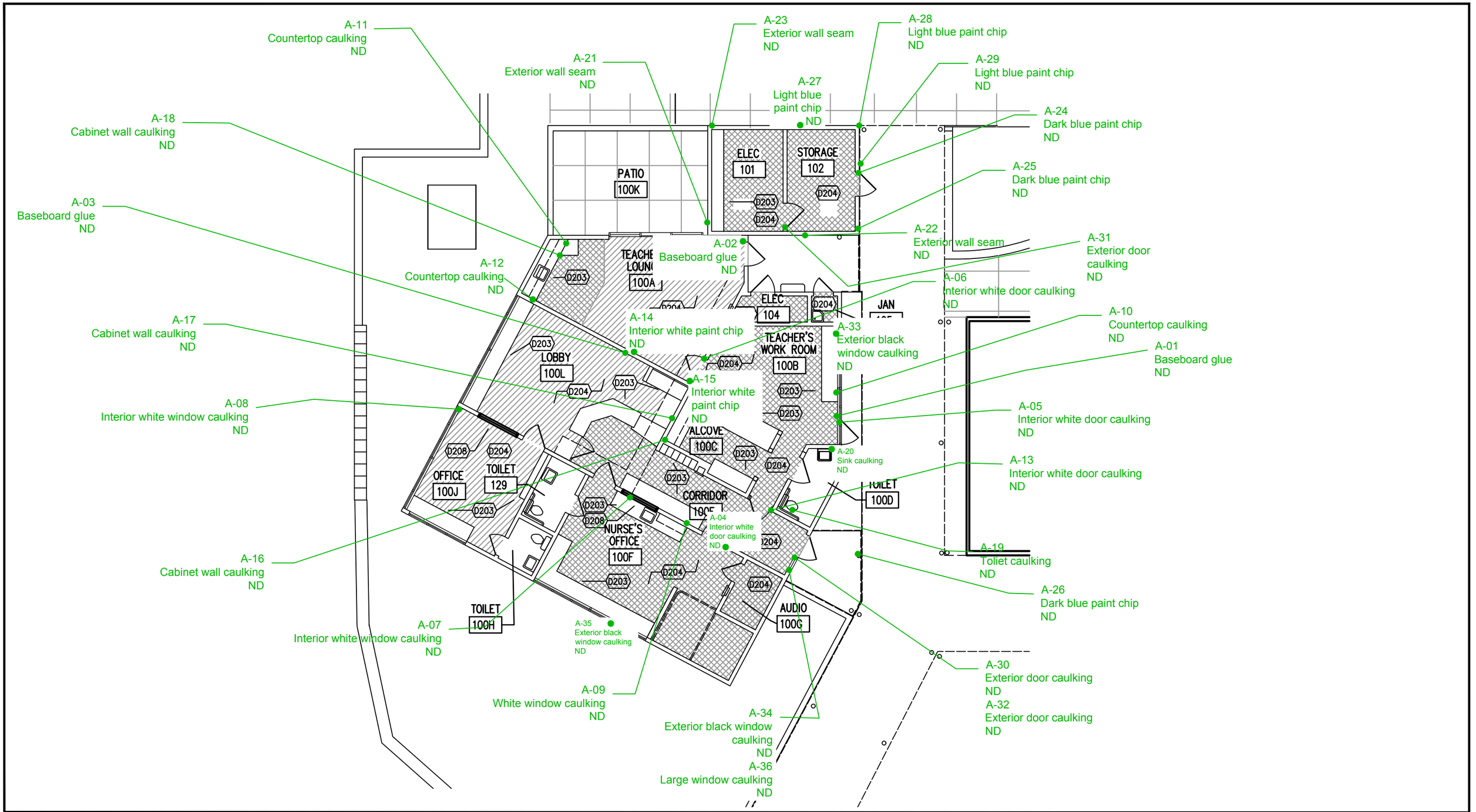

Legend

- Delineation/ Source - TSCA
- Delineation/ Source - Detected above PQL
- Delineation/Source - ND

Sample Location Map - Building A

Juan Carbillo Elementary School
30237 Morning View Drive
Malibu, California

N

NV5
ALTA
ENVIRONMENTAL
3777 Long Beach Blvd. Annex Bldg. Long Beach, California 90807
P: (562) 495-5777 ◆ F: (562) 495-5877 ◆ www.altaenviron.com

DATE: January 2021 | Project No.: SMSD-20-9850

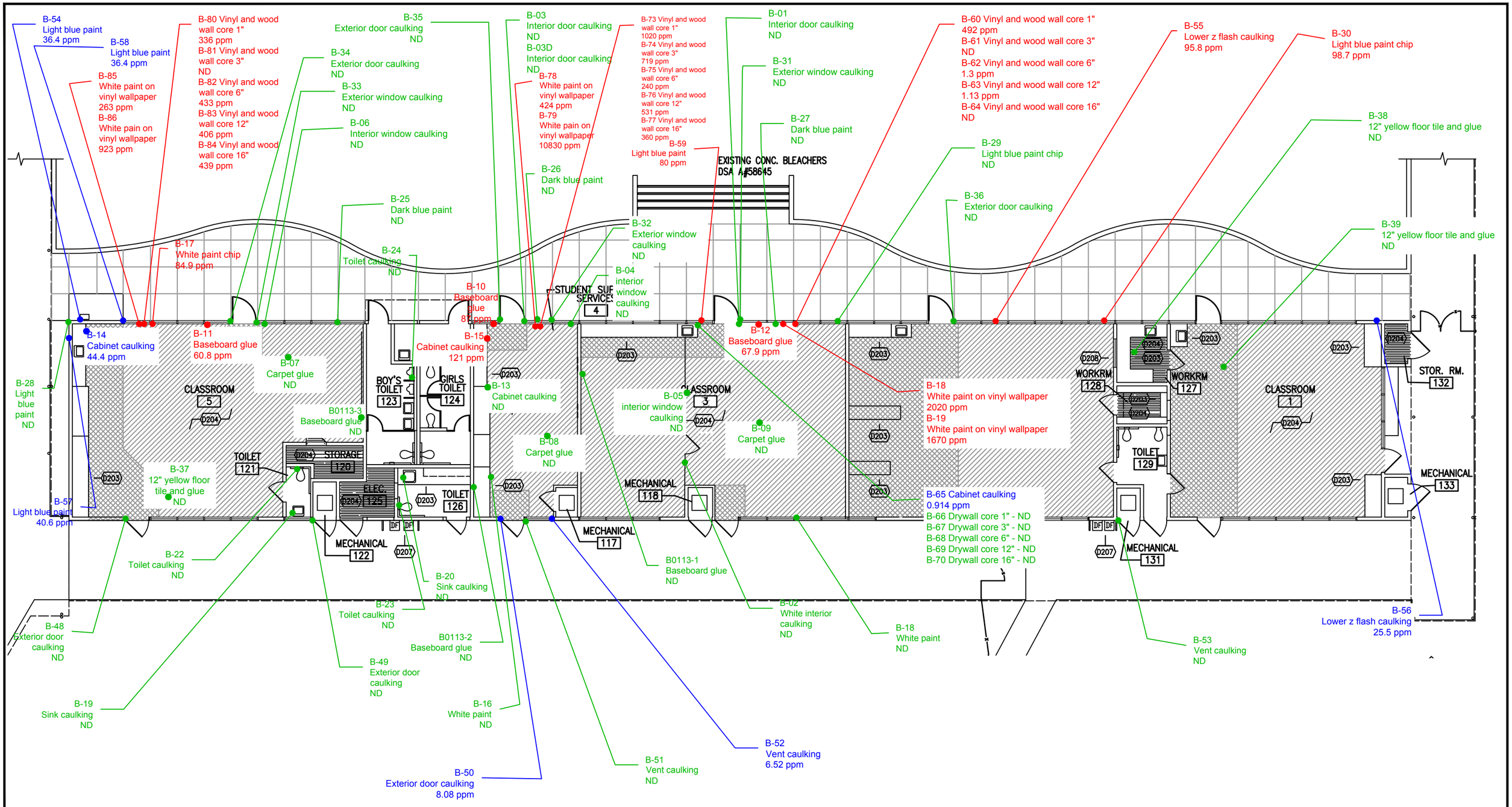

Legend

- Delineation/ Source - TSCA
- Delineation/ Source - **Detected above PQL**
- Delineation/Source - ND

Sample Location Map - Building B

Juan Carbillo Elementary School
30237 Morning View Drive
Malibu, California

N

NV5
ALTA ENVIRONMENTAL
3777 Long Beach Blvd. Annex Bldg. Long Beach, California 90807
P: (562) 495-5777 ◆ F: (562) 495-5877 ◆ www.altaenviron.com

DATE: January 2021 | Project No.: SMSD-20-9850

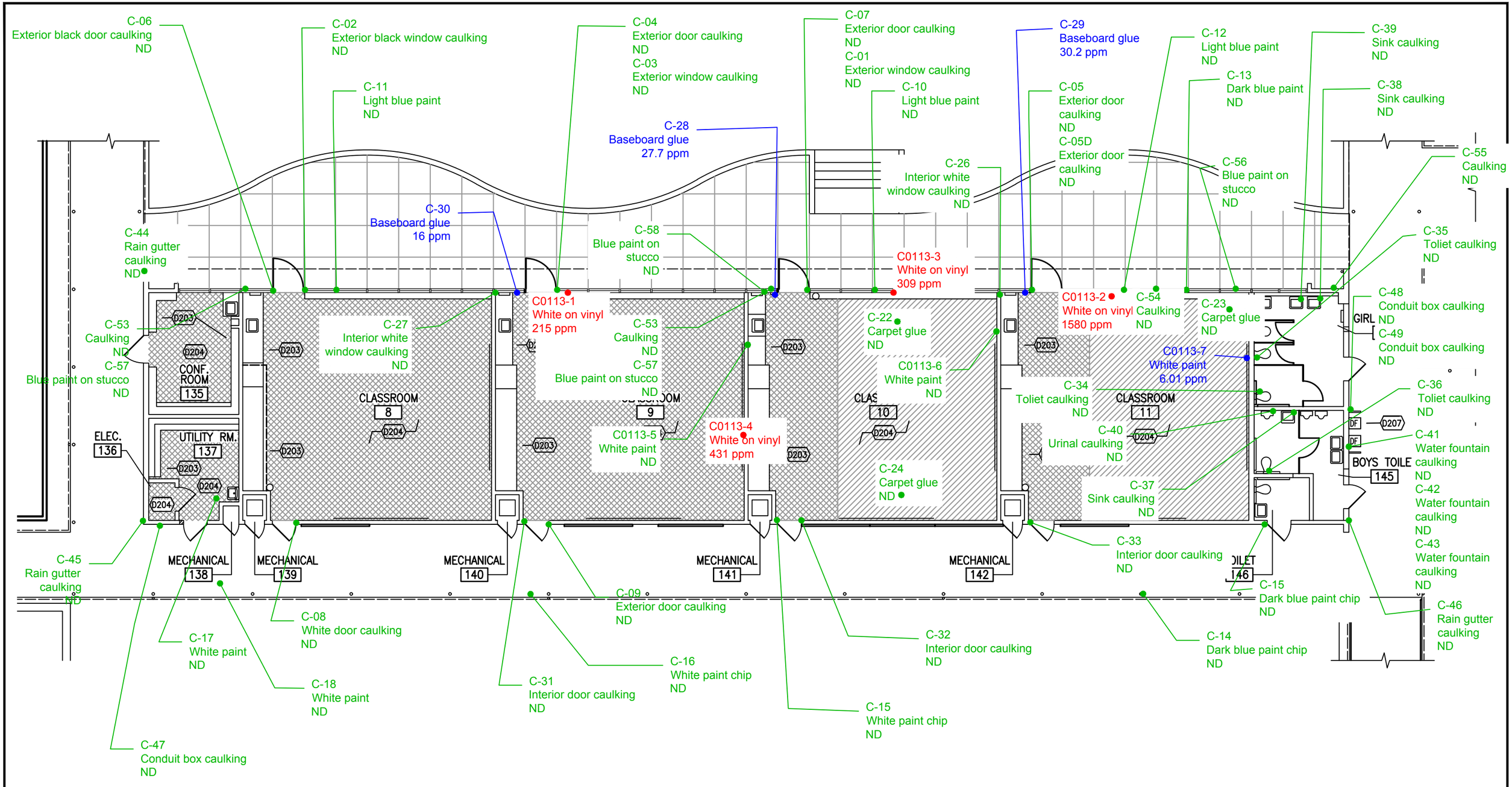

This figure was created in color. Significant information may be lost if copied in black and white.

Legend

- Delineation/ Source - TSCA
- Delineation/ Source - Detected above PQL
- Delineation/Source - ND

Sample Location Map - Building C

Juan Carbillo Elementary School
30237 Morning View Drive
Malibu, California

N

NV5
ALTA ENVIRONMENTAL
3777 Long Beach Blvd. Annex Bldg. Long Beach, California 90807
P: (562) 495-5777 ◆ F: (562) 495-5877 ◆ www.altaenviron.com

DATE: January 2021 | Project No.: SMSD-20-9850

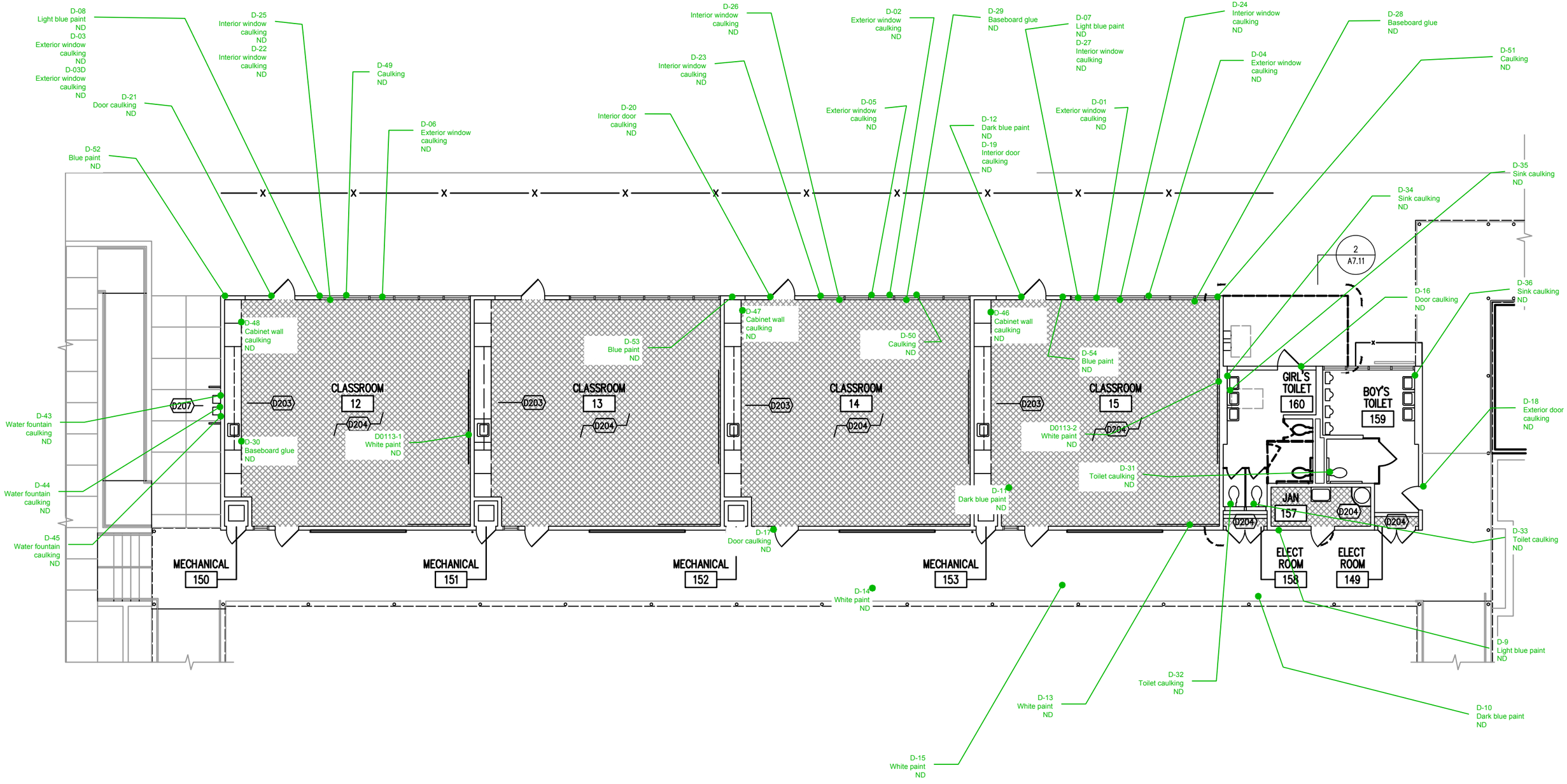

This figure was created in color. Significant information may be lost if copied in black and white.

Legend

- Delineation/ Source - TSCA
- Delineation/ Source - Detected above PQL
- Delineation/Source - ND

Sample Location Map - Building D

Juan Carbillo Elementary School
30237 Morning View Drive
Malibu, California

N

NV5
ALTA
ENVIRONMENTAL
3777 Long Beach Blvd. Annex Bldg. Long Beach, California 90807
P: (562) 495-5777 ◆ F: (562) 495-5877 ◆ www.altaenviron.com

DATE: January 2021 | Project No.: SMSD-20-9850

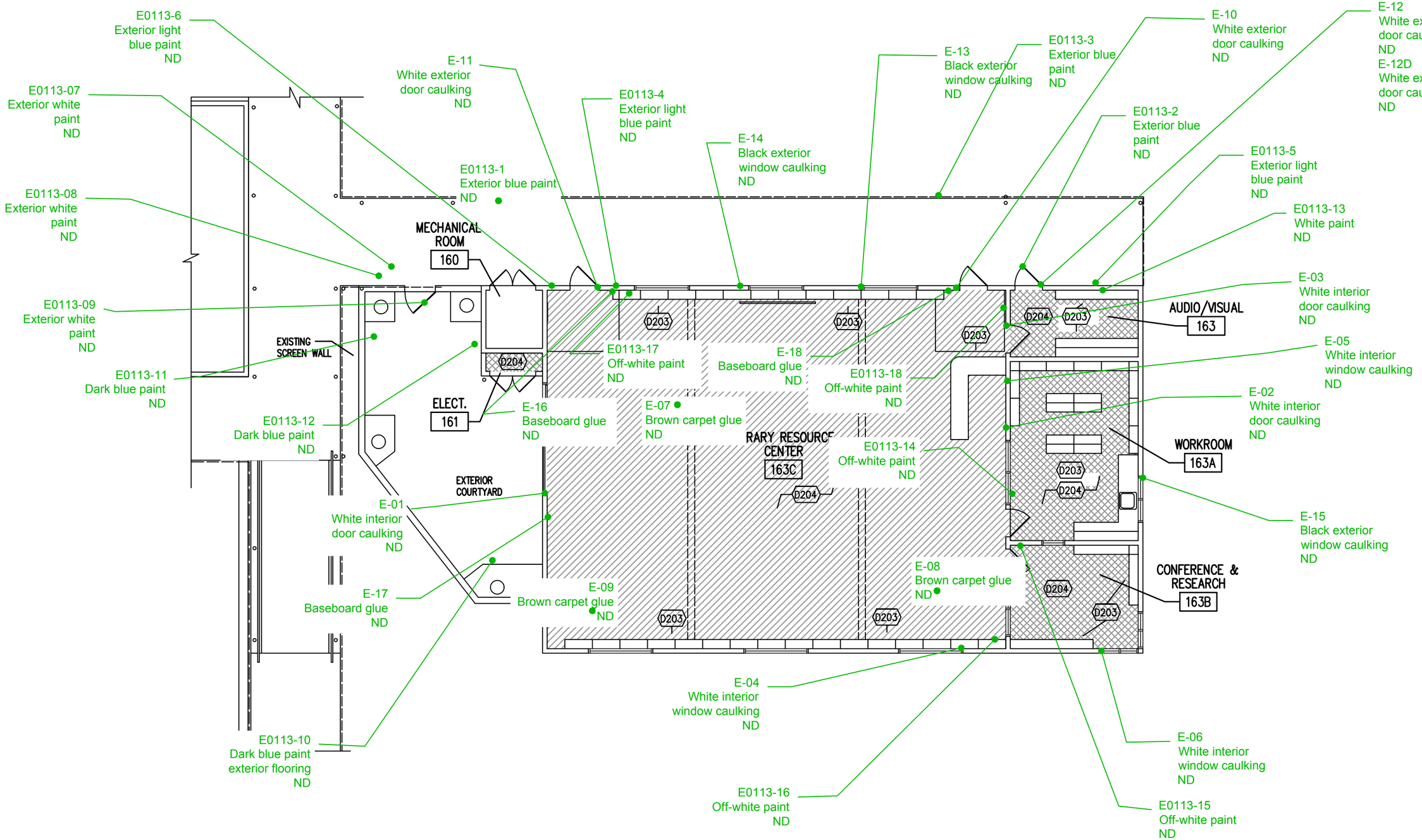

This figure was created in color. Significant information may be lost if copied in black and white.

Legend

- Delineation/ Source - TSCA
- Delineation/ Source - Detected above PQL
- Delineation/Source - ND

Sample Location Map - Building E

Juan Carbillo Elementary School
30237 Morning View Drive
Malibu, California

N

NV5
ALTA ENVIRONMENTAL
3777 Long Beach Blvd. Annex Bldg. Long Beach, California 90807
P: (562) 495-5777 ◆ F: (562) 495-5877 ◆ www.altaenviron.com

DATE: January 2021 | Project No.: SMSD-20-9850

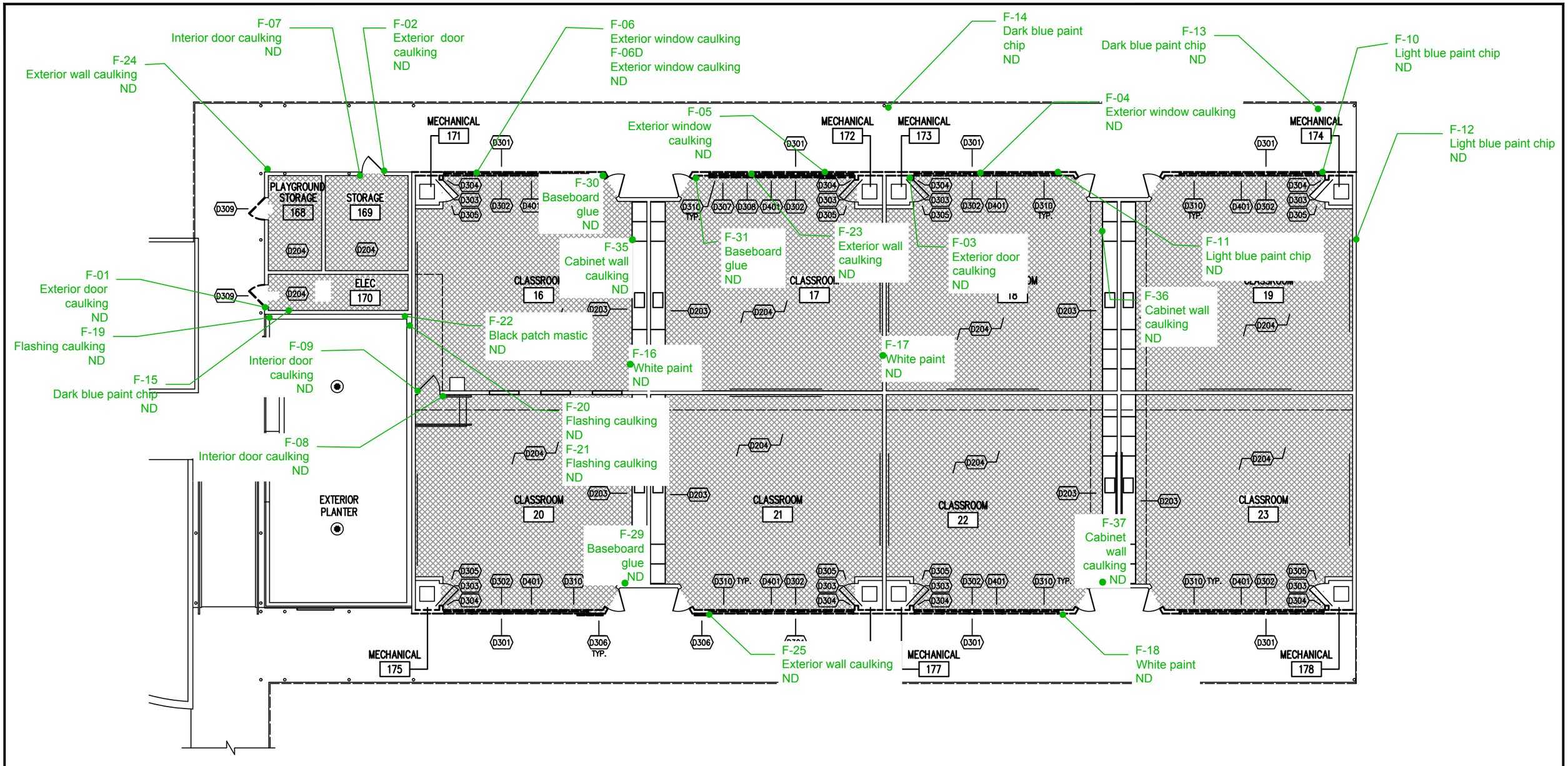

This figure was created in color. Significant information may be lost if copied in black and white.

Legend

- Delineation/ Source - TSCA
- Delineation/ Source - Detected above PQL
- Delineation/Source - ND

Sample Location Map - Building F

Juan Carbillo Elementary School
30237 Morning View Drive
Malibu, California

N

NV5
ALTA
ENVIRONMENTAL
3777 Long Beach Blvd. Annex Bldg. Long Beach, California 90807
P: (562) 495-5777 ◆ F: (562) 495-5877 ◆ www.altaenviron.com

DATE: January 2021 | Project No.: SMSD-20-9850

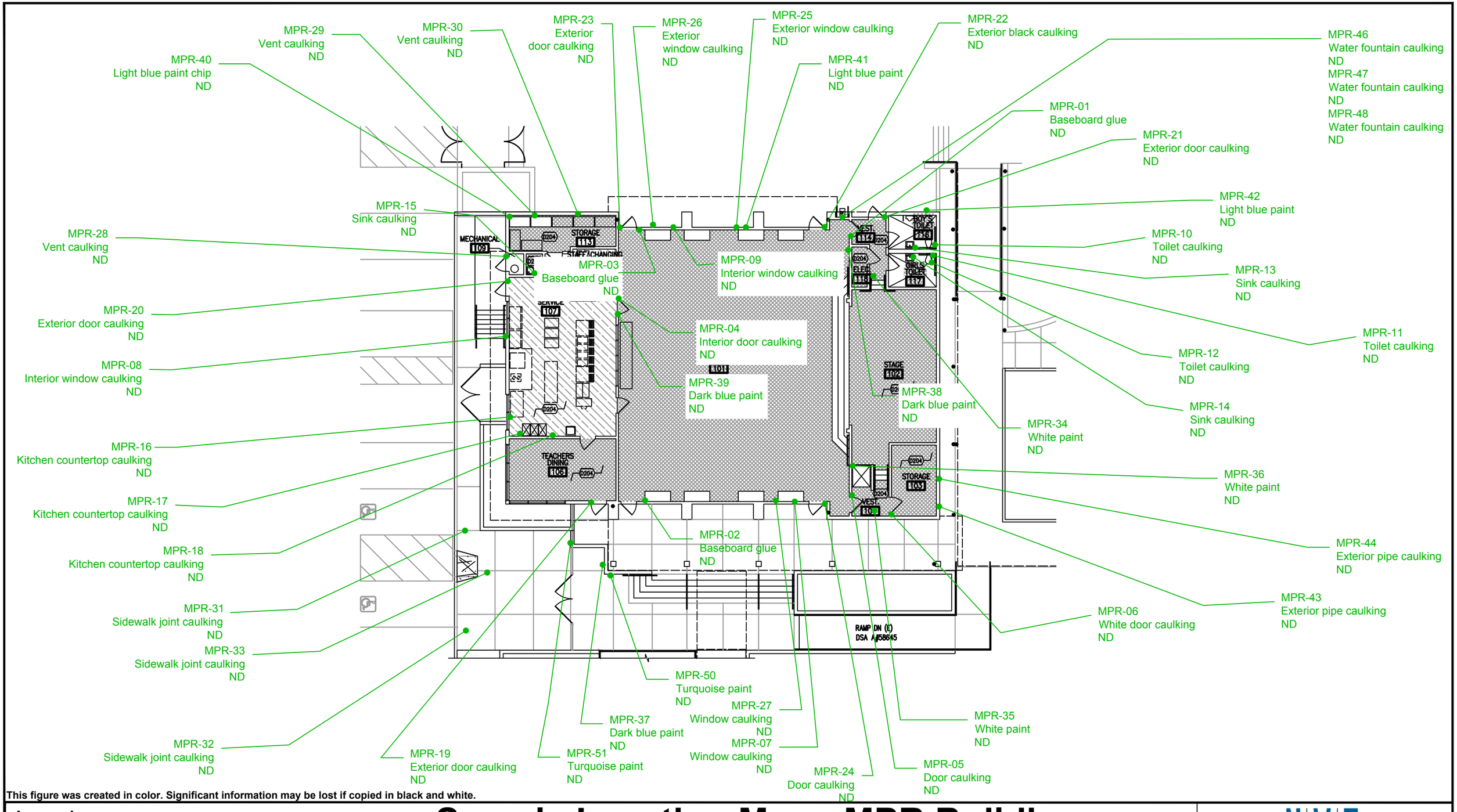

This figure was created in color. Significant information may be lost if copied in black and white.

Legend

- Delineation/ Source - TSCA
- Delineation/ Source - Detected above PQL
- Delineation/Source - ND

Sample Location Map - MPR Building

Juan Carbillo Elementary School
30237 Morning View Drive
Malibu, California

N

NV5
ALTA
ENVIRONMENTAL
3777 Long Beach Blvd. Annex Bldg. Long Beach, California 90807
P: (562) 495-5777 ◆ F: (562) 495-5877 ◆ www.altaenviron.com

DATE: January 2021 | Project No.: SMSD-20-9850

Appendix C:
Laboratory Reports

AMERICAN ENVIRONMENTAL TESTING LABORATORY
2834 North Naomi Street Burbank, CA 91504 • ELAP# 1541 & 2402 • LACSD# 10181
TEL (888) 288-AETL • (818) 845-8200 • www.aetlab.com
A KYZER LABS COMPANY

November 02, 2020

AETL Job No: BBJ0304
Received Date: 10/23/2020
Project Number: [none]

NV5
3777 Long Beach Boulevard, Annex Building
Long Beach, CA 90807
Telephone: (562) 495-5777

Attention: Jonathan Barkman

Project Name: Cabrillo ES PCB
Site: Cabrillo ES

Enclosed please find the results of analyses for samples which were analyzed as specified on the attached chain of custody. If you have any questions concerning this report, please do not hesitate to call.

Checked By: Harriet Torosyan
Harriet Torosyan
Project Manager

Approved By:
Corey Jones
Project Manager

Table of Contents

Client Project Name: PCB Testing ([none])
Work Order Number: BBJ0304

1 Cover Letter 1
2 Sample Condition on Receipt 3
3 Chain of Custody 4
4 Cooler Receipt Form 9
5 Case Narrative 10
6 Samples Received 11
7 Positive Hits Summary 29
8 Analytical Results 30
9 Quality Control Results 99
10 Qualifiers and Definitions 104

AMERICAN ENVIRONMENTAL TESTING LABORATORY
2834 North Naomi Street Burbank, CA 91504 • ELAP# 1541 & 2402 • LACSD# 10181
TEL (888) 288-AETL • (818) 845-8200 • www.aetlab.com
A KYZER LABS COMPANY

NV5	AETL Job Number:	BBJ0304	Site:	Cabrillo ES
3777 Long Beach Boulevard, Annex Building	Project Number:	[none]		
Long Beach, CA 90807	Attention:	Jonathan Barkman		
	Project Name:	Cabrillo ES PCB	Reported:	11/02/2020 14:27

Sample Condition on Receipt

Cooler ID: Default Cooler **Temperature: 4.0 °C**

Are the COCs Correct	Y		
Labels Legible	Y	Containers In Good Condition	Y
COC/Labels Agree	Y	Samples Preserved Properly	Y
Sufficient Sample Volume	Y	Sufficient Holding Time for all Tests	Y
Sample Labels intact	Y	Received on Ice	Y

The contents of this report apply to the sample(s) analyzed in accordance with the chain of custody document.
No duplication of this report is allowed, except in its entirety without written approval of the laboratory.

AMERICAN ENVIRONMENTAL TESTING LABORATORY
A KYZER LABS COMPANY
2834 NORTH NAOMI ST. BURBANK, CALIFORNIA 91504 ELAP # 1541 LACSD# 10181
TEL (888) 288-AETL (818) 845-8200 FAX (818) 845-8840 www.aetlab.com

CHAIN OF CUSTODY RECORD

116317

COMPANY: NVS
PROJECT MANAGER: Jonathan Barkman
COMPANY ADDRESS: 8777 Long Beach Blvd, Annex Bldg
PHONE:
EMAIL: jonathan.barkman@NVS.com
PROJECT NAME: Cabrillo ES PCB
PROJECT #:
SITE NAME AND ADDRESS: Cabrillo ES
PO #:

AETL JOB No. BBJ0304

Page 1 of 5

	SAMPLE ID	LAB ID	DATE	TIME	MATRIX	CONTAINER NUMBER/SIZE	PRES.	ANALYSIS REQUESTED: EPA 8082	ANALYSIS REQUESTED: Soxhlet Extraction	TEST INSTRUCTIONS & COMMENTS
1	D-01	BBJ0304.01	10/22/20	10:00	BULK	1	ICE	X	X	
2	D-02	BBJ0304.02		10:25		1		X	X	
3	D-03	BBJ0304.03		10:30		1		X	X	
4	D-04	BBJ0304.04		10:35		1		X	X	
5	D-05	BBJ0304.05		10:40		1		X	X	
6	D-06	BBJ0304.06		10:45		1		X	X	
7	D-07	BBJ0304.07		10:50		1		X	X	
8	D-08	BBJ0304.08		11:00		1		X	X	
9	D-09	BBJ0304.09		11:05		1		X	X	
10	D-10	BBJ0304.10		12:02		1		X	X	
11	D-11	BBJ0304.11		12:10		1		X	X	
12	D-12	BBJ0304.12		12:15		1		X	X	
13	D-13	BBJ0304.13		12:20		1		X	X	
14	D-14	BBJ0304.14		12:25		1		X	X	
15	D-15	BBJ0304.15		12:30		1		X	X	

TOTAL NUMBER OF CONTAINERS: 15

BILLING INFORMATION / SPECIAL INSTRUCTIONS

RELINQUISHED BY SAMPLER: 1.	RELINQUISHED BY: 2.	RELINQUISHED BY: 3.
Signature:	Signature:	Signature:
Printed Name: Jorge Robles	Printed Name:	Printed Name: Thomas Lobman
Date: 10/23/20 Time: 1600	Date: Time:	Date: 10-23-20 Time: 745
RECEIVED BY: 1.	**RECEIVED BY: 2.**	**RECEIVED BY LABORATORY: 3.**
Signature:	Signature:	Signature:
Printed Name: Thomas Lobman	Printed Name:	Printed Name: Sangie Pinela
Date: 10-23-20 Time: 1620	Date: Time:	Date: 10/23/20 Time: 1745

TURN AROUND TIME

- [x] NORMAL
- [ ] SAME DAY RUSH
- [ ] NEXT DAY RUSH
- [ ] 2 DAYS RUSH
- [ ] 3 DAYS RUSH
- [ ] 4 DAYS RUSH

DATA DELIVERABLE REQUIRED

- [ ] HARD COPY
- [ ] E-COPY
- [ ] GEOTRACKER (GLOBAL ID) _____
- [ ] OTHER (PLEASE SPECIFY) _____

DISTRIBUTION: WHITE - Laboratory, CANARY - Laboratory, PINK - Project/Account Manager, YELLOW - Sampler/Originator

AMERICAN ENVIRONMENTAL TESTING LABORATORY
2834 NORTH NAOMI ST. BURBANK, CALIFORNIA 91504 ELAP # 1541 LACSD# 10181
TEL (888) 288-AETL (818) 845-8200 FAX (818) 845-8840 www.aetlab.com
A KYZER LABS COMPANY

CHAIN OF CUSTODY RECORD

116318

AETL JOB No. BBJ0304

COMPANY: NV5
PROJECT MANAGER: Jonathan Barkman
COMPANY ADDRESS: 3777 Long Beach Blvd, Long Beach
PHONE:
EMAIL: Jonathan.Barkman@NV5.com
PROJECT NAME: Cabrillo ES PCB
PROJECT #:
SITE NAME AND ADDRESS: Cabrillo ES
PO #:

ANALYSIS REQUESTED: EPA 8082 PCB; Soxhlet Extraction

TEST INSTRUCTIONS & COMMENTS:

	SAMPLE ID	LAB ID	DATE	TIME	MATRIX	CONTAINER NUMBER/SIZE	PRES.	EPA 8082	Soxhlet Extraction
1	D-16	BBJ0304-16	10/22/20	12:35	BULK	1	ICE	X	X
2	D-17	BBJ0304-17		12:40		1		X	X
3	D-18	BBJ0304-18		12:45		1		X	X
4	D-19	BBJ0304-19		13:00		1		X	X
5	D-20	BBJ0304-20		13:05		1		X	X
6	D-21	BBJ0304-21		13:10		1		X	X
7	D-22	BBJ0304-22		13:20		1		X	X
8	D-23	BBJ0304-23		13:25		1		X	X
9	D-24	BBJ0304-24		13:30		1		X	X
10	D-25	BBJ0304-25	10/23/20	08:05		1		X	X
11	D-26	BBJ0304-26		08:10		1		X	X
12	D-27	BBJ0304-27		08:15		1		X	X
13	D-28	BBJ0304-28		08:30		1		X	X
14	D-29	BBJ0304-29		08:45		1		X	X
15	D-30	BBJ0304-30		09:00		1		X	X

TOTAL NUMBER OF CONTAINERS: 15

BILLING INFORMATION / SPECIAL INSTRUCTIONS:

RELINQUISHED BY SAMPLER: 1.	RELINQUISHED BY: 2.	RELINQUISHED BY: 3.
Signature:	Signature:	Signature:
Printed Name: Jorge Robles	Printed Name:	Printed Name:
Date: 10/23/20 Time: 1600	Date: Time:	Date: 10-23-20 Time: 1745
RECEIVED BY: 1.	**RECEIVED BY: 2.**	**RECEIVED BY LABORATORY: 3.**
Signature:	Signature:	Signature:
Printed Name:	Printed Name:	Printed Name: Sargis Piren
Date: 10-23-20 Time: 1630	Date: Time:	Date: 10/23/20 Time: 1745

TURN AROUND TIME:
- [X] NORMAL
- [ ] SAME DAY RUSH
- [ ] NEXT DAY RUSH
- [ ] 2 DAYS RUSH
- [ ] 3 DAYS RUSH
- [ ] 4 DAYS RUSH

DATA DELIVERABLE REQUIRED:
- [ ] HARD COPY
- [ ] E-COPY
- [ ] GEOTRACKER (GLOBAL ID) _____
- [ ] OTHER (PLEASE SPECIFY) _____

DISTRIBUTION: WHITE - Laboratory, CANARY - Laboratory, PINK - Project/Account Manager, YELLOW - Sampler/Originator

AMERICAN ENVIRONMENTAL TESTING LABORATORY
2834 NORTH NAOMI ST. BURBANK, CALIFORNIA 91504 ELAP # 1541 LACSD# 10181
TEL (888) 288-AETL (818) 845-8200 FAX (818) 845-8840 www.aetlab.com
A KYZER LABS COMPANY

CHAIN OF CUSTODY RECORD

116320

AETL JOB No. BBJ0304

COMPANY: NV5
PROJECT MANAGER: Jonathan Backman
COMPANY ADDRESS: 3777 Long Beach Blvd
PHONE:
EMAIL: Jonathan.Backman@NV5.com
PROJECT NAME: Cabrillo ES
PROJECT #:
SITE NAME AND ADDRESS: Cabrillo ES
PO #:

	SAMPLE ID	LAB ID	DATE	TIME	MATRIX	CONTAINER NUMBER/SIZE	PRES.	ANALYSIS REQUESTED: EPA 8082	ANALYSIS REQUESTED: Soxhlet Extraction	TEST INSTRUCTIONS & COMMENTS
1	F-01	BBJ0304.31	10/23/20	0905	BULK	1	ICE	X	X	
2	F-02	BBJ0304.32		0910		1		X	X	
3	F-03	BBJ0304.33		0915		1		X	X	
4	F-04	BBJ0304.34		0920		1		X	X	
5	F-05	BBJ0304.35		0925		1		X	X	
6	F-06	BBJ0304.36		0930		1		X	X	
7	F-07	BBJ0304.37		0940		1		X	X	
8	F-10	BBJ0304.38		0945		1		X	X	
9	F-11	BBJ0304.39		0950		1		X	X	
10	F-12	BBJ0304.40		0955		1		X	X	
11	F-13	BBJ0304.41		1000		1		X	X	
12	F-14	BBJ0304.42		1005		1		X	X	
13	F-15	BBJ0304.43		1010		1		X	X	
14	F-19	BBJ0304.44		1015		1		X	X	
15	F-22	BBJ0304.45		1020		1		X	X	

TOTAL NUMBER OF CONTAINERS: 15

BILLING INFORMATION / SPECIAL INSTRUCTIONS

RELINQUISHED BY SAMPLER: 1.
Signature:
Printed Name: Jorge Robles
Date: 10/23/20 Time: 1600

RELINQUISHED BY: 2.
Signature:
Printed Name:
Date: Time:

RELINQUISHED BY: 3.
Signature:
Printed Name: Thomas Brown
Date: 10-23-20 Time: 1745

RECEIVED BY: 1.
Signature:
Printed Name: Thomas Brown
Date: 10-23-20 Time: 1620

RECEIVED BY: 2.
Signature:
Printed Name:
Date: Time:

RECEIVED BY LABORATORY: 3.
Signature:
Printed Name: Douglas Pirch
Date: 10/23/20 Time: 1745

TURN AROUND TIME
- [x] NORMAL
- [ ] SAME DAY RUSH
- [ ] NEXT DAY RUSH
- [ ] 2 DAYS RUSH
- [ ] 3 DAYS RUSH
- [ ] 4 DAYS RUSH

DATA DELIVERABLE REQUIRED
- [ ] HARD COPY
- [ ] E-COPY
- [ ] GEOTRACKER (GLOBAL ID) _____
- [ ] OTHER (PLEASE SPECIFY) _____

DISTRIBUTION: WHITE - Laboratory, CANARY - Laboratory, PINK - Project/Account Manager, YELLOW - Sampler/Originator

AMERICAN ENVIRONMENTAL TESTING LABORATORY
2834 NORTH NAOMI ST. BURBANK, CALIFORNIA 91504 ELAP # 1541 LACSD# 10181
TEL (888) 288-AETL (818) 845-8200 FAX (818) 845-8840 www.aetlab.com
A KYZER LABS COMPANY

CHAIN OF CUSTODY RECORD

116321

AETL JOB No. BBJ0304

COMPANY: NV5
PROJECT MANAGER: Jonathan Barkman
COMPANY ADDRESS: 3777 Long Beach Blvd, Long Beach
PHONE
EMAIL: Jonathan.Barkman@NV5.com
PROJECT NAME: Cabrillo ES
PROJECT #
SITE NAME AND ADDRESS: Cabrillo ES
PO #

ANALYSIS REQUESTED

	SAMPLE ID	LAB ID	DATE	TIME	MATRIX	CONTAINER NUMBER/SIZE	PRES.	EPA 8082	Soxhlet Extraction	TEST INSTRUCTIONS & COMMENTS
1	F-23	BBJ0304.46	10/23/20	1025	BULK	1	ICE	X	X	
2	F-24	BBJ0304.47		1030		1		X	X	
3	F-25	BBJ0304.48		1035		1		X	X	
4	C-01	BBJ0304.49		1040		1		X	X	
5	C-02	BBJ0304.50		1045		1		X	X	
6	C-03	BBJ0304.51		1050		1		X	X	
7	C-04	BBJ0304.52		1055		1		X	X	
8	C-05	BBJ0304.53		1100		1		X	X	
9	C-06	BBJ0304.54		1110		1		X	X	
10	C-07	BBJ0304.55		1115		1		X	X	
11	C-08	BBJ0304.56		1120		1		X	X	
12	C-09	BBJ0304.57		1125		1		X	X	
13	C-10	BBJ0304.58		1130		1		X	X	
14	C-11	BBJ0304.59		1215		1		X	X	
15	C-12	BBJ0304.60		1220		1		X	X	

TOTAL NUMBER OF CONTAINERS: 15

BILLING INFORMATION / SPECIAL INSTRUCTIONS

RELINQUISHED BY SAMPLER: 1.	RELINQUISHED BY: 2.	RELINQUISHED BY: 3.
Signature: [signature]	Signature:	Signature: [signature]
Printed Name: Jorge Robles	Printed Name:	Printed Name: [signature]
Date: 10/23/20 Time: 1600	Date: Time:	Date: 10 23 20 Time: 1745

RECEIVED BY: 1.	RECEIVED BY: 2.	RECEIVED BY LABORATORY: 3.
Signature: [signature]	Signature:	Signature: [signature]
Printed Name: [signature]	Printed Name:	Printed Name: Sargis Dirch
Date: 10 23 20 Time: 1620	Date: Time:	Date: 10/23/20 Time: 1745

TURN AROUND TIME
- [x] NORMAL
- [ ] SAME DAY RUSH
- [ ] NEXT DAY RUSH
- [ ] 2 DAYS RUSH
- [ ] 3 DAYS RUSH
- [ ] 4 DAYS RUSH

DATA DELIVERABLE REQUIRED
- [ ] HARD COPY
- [ ] E-COPY
- [ ] GEOTRACKER (GLOBAL ID) _____
- [ ] OTHER (PLEASE SPECIFY) _____

DISTRIBUTION: WHITE - Laboratory, CANARY - Laboratory, PINK - Project/Account Manager, YELLOW - Sampler/Originator

AMERICAN ENVIRONMENTAL TESTING LABORATORY
2834 NORTH NAOMI ST. BURBANK, CALIFORNIA 91504 ELAP # 1541 LACSD# 10181
TEL (888) 288-AETL (818) 845-8200 FAX (818) 845-8840 www.aetlab.com
A KYZER LABS COMPANY

CHAIN OF CUSTODY RECORD

116322

COMPANY: NV5
PROJECT MANAGER: Jonathan Barkman
COMPANY ADDRESS: 3777 Long Beach Blvd
PHONE:
EMAIL:
PROJECT NAME: Cabrillo ES
PROJECT #:
SITE NAME AND ADDRESS: Cabrillo ES
PO #:

AETL JOB No. BBJ0304

Page 5 of 5

	SAMPLE ID	LAB ID	DATE	TIME	MATRIX	CONTAINER NUMBER/SIZE	PRES.	ANALYSIS REQUESTED: EPA 8052	ANALYSIS REQUESTED: Soxhlet Extraction	TEST INSTRUCTIONS & COMMENTS
1	C-13	BBJ0304.61	10/23/20	1225	BULK	1	ICE	X	X	
2	C-14	BBJ0304.62	10/23/20	1230		1		X	X	
3	C-15	BBJ0304.63	10/23/20	1235		1		X	X	
4	C-16	BBJ0304.64	10/23/20	1240		1		X	X	
5	C-17	BBJ0304.65	10/23/20	1245		1		X	X	
6	C-18	BBJ0304.66	10/23/20	1250		1		X	X	
7	D-03D	BBJ0304.67	10/22/20	1035		1		X	X	Duplicate of D-03
8	C-05D	BBJ0304.68	10/23/20	1105		1		X	X	Duplicate of C-05
9	F-06D	BBJ0304.69	10/23/20	0935		1		X	X	Duplicate of F-06
10										
11										
12										
13										
14										
15										

TOTAL NUMBER OF CONTAINERS: 9

BILLING INFORMATION / SPECIAL INSTRUCTIONS

RELINQUISHED BY SAMPLER: 1.
Signature:
Printed Name: Jorge Robles
Date: 10/23/20 Time: 1600

RELINQUISHED BY: 2.
Signature:
Printed Name:
Date: Time:

RELINQUISHED BY: 3.
Signature:
Printed Name: Thomas Laberge
Date: 10-23-20 Time: 1745

RECEIVED BY: 1.
Signature:
Printed Name: Thomas Laberge
Date: 10-23-20 Time: 1620

RECEIVED BY: 2.
Signature:
Printed Name:
Date: Time:

RECEIVED BY LABORATORY: 3.
Signature:
Printed Name: Jorge Pinela
Date: 10/23/20 Time: 1745

TURN AROUND TIME
- [x] NORMAL
- [ ] SAME DAY RUSH
- [ ] NEXT DAY RUSH
- [ ] 2 DAYS RUSH
- [ ] 3 DAYS RUSH
- [ ] 4 DAYS RUSH

DATA DELIVERABLE REQUIRED
- [ ] HARD COPY
- [ ] E-COPY
- [ ] GEOTRACKER (GLOBAL ID) _____
- [ ] OTHER (PLEASE SPECIFY) _____

DISTRIBUTION: WHITE - Laboratory, CANARY - Laboratory, PINK - Project/Account Manager, YELLOW - Sampler/Originator

AMERICAN ENVIRONMENTAL TESTING LABORATORY
2834 N. NAOMI ST. BURBANK, CALIFORNIA 91504 ELAP# 1541 & 2402 LACSD# 10181
TEL (888) 288-AETL (818) 845-8200 FAX (818) 845-8840 www.aetlab.com
A KYZER LABS COMPANY

COOLER RECEIPT FORM

Client Name: NVS
Project Name:
AETL Job Number: BBJ0304
Date Received: 10/23/2020 Received by: Sayris Rivera
Carrier: ☑ AETL Courier ☐ Client ☐ GSL ☐ FedEx ☐ UPS
☐ Others:

Samples were received in: ☑ Cooler (1) ☐ Other (Specify):
Inside temperature of shipping container No 1: 4°C, No 2: _____, No 3: _____
Type of sample containers: ☐ VOA, ☐ Glass bottles, ☐ Wide mouth jars, ☐ HDPE bottles, ☐ Metal sleeves, ☑ Others (Specify): Plastic Bags
How are samples preserved: ☐ None, ☑ Ice, ☐ Blue Ice, ☐ Dry Ice
☑ None, ☐ HNO_3, ☐ NaOH, ☐ ZnOAc, ☐ HCl, ☐ $Na_2S_2O_3$, ☐ MeOH
☐ Other (Specify):

	Yes	No*	N/A	Name, if client was notified.
1. Are the COCs Correct?	✓			
2. Are Sample labels legible & indelible ink?	✓			
3. Do samples match the COC?	✓			
4. Are the required analyses clear?	✓			
5. Is there enough samples for required analysis?	✓			
6. Does cooler or samples have custody seal(s)?			N/A	
7. Are sample containers in good condition?	✓			
8. Are samples preserved?	✓			
9. Are samples preserved properly for the intended analysis?	✓			
10. Are the VOAs free of headspace?			N/A	
11. Are the jars free of headspace?			N/A	
* = see note below. N/A = Not Applicable				

PLEASE NOTE ALL SAMPLES WILL BE DISPOSED OF 30 DAYS AFTER RECEIVING DATE. IF AETL IS INFORMED OTHERWISE, THERE WILL BE A STORAGE CHARGE PER SAMPLE PER MONTH FOR ANY SAMPLE HELD BEYOND 30 DAYS.

***Explain all "No" answers for above questions:**

AMERICAN ENVIRONMENTAL TESTING LABORATORY
2834 North Naomi Street Burbank, CA 91504 • ELAP# 1541 & 2402 • LACSD# 10181
TEL (888) 288-AETL • (818) 845-8200 • www.aetlab.com
A KYZER LABS COMPANY

NV5	AETL Job Number:	BBJ0304	Site:	Cabrillo ES
3777 Long Beach Boulevard, Annex Building	Project Number:	[none]		
Long Beach, CA 90807	Attention:	Jonathan Barkman		
	Project Name:	Cabrillo ES PCB	Reported:	11/02/2020 14:27

Case Narrative

The following "Sample Received" Section summarizes the samples received and associated analyses requested as specified on the enclosed chain of custody.

Results as reported by the laboratory apply only to 1) the items tested, 2) as the samples are received, and 3) the accuracy of information provided. Information supplied by the customer that may affect validity of results and may be contained in this report include Project Name/Number, Site Location, Sample Locations, Sampling Dates/Times, Sample ID, Sample Preservation, Sample Matrix, Sample Properties, Field Blanks, Field Duplicates, Field Spikes, and Site Historical Data.

Accreditation applies only to the test methods listed on each scope of accreditation held by the laboratory; certifications held by the laboratory may not apply to results supplied in this report.

Unless otherwise noted, all results of soil and solid samples are based on wet weight.

No analytical non-conformances were encountered.

Qualifiers are noted in the report.

The contents of this report apply to the sample(s) analyzed in accordance with the chain of custody document.
No duplication of this report is allowed, except in its entirety without written approval of the laboratory.

AMERICAN ENVIRONMENTAL TESTING LABORATORY
2834 North Naomi Street Burbank, CA 91504 • ELAP# 1541 & 2402 • LACSD# 10181
TEL (888) 288-AETL • (818) 845-8200 • www.aetlab.com
A KYZER LABS COMPANY

NV5	AETL Job Number:	BBJ0304	Site:	Cabrillo ES
3777 Long Beach Boulevard, Annex Building	Project Number:	[none]		
Long Beach, CA 90807	Attention:	Jonathan Barkman		
	Project Name:	Cabrillo ES PCB	Reported:	11/02/2020 14:27

Samples Received

AETL received the following samples on 10/23/2020 with the following specifications

Project Name: Cabrillo ES
Site:

Client ID		Sample Date
D-01		10/22/2020 10:20
Lab ID	**Matrix**	**Quantity of Containers**
BBJ0304-01	Solid	1

Analysis	Units	TAT
EPA 8082	ug/kg	5

Client ID		Sample Date
D-02		10/22/2020 10:25
Lab ID	**Matrix**	**Quantity of Containers**
BBJ0304-02	Solid	1

Analysis	Units	TAT
EPA 8082	ug/kg	5

Client ID		Sample Date
D-03		10/22/2020 10:30
Lab ID	**Matrix**	**Quantity of Containers**
BBJ0304-03	Solid	1

Analysis	Units	TAT
EPA 8082	ug/kg	5

Client ID		Sample Date
D-04		10/22/2020 10:35
Lab ID	**Matrix**	**Quantity of Containers**
BBJ0304-04	Solid	1

Analysis	Units	TAT
EPA 8082	ug/kg	5

The contents of this report apply to the sample(s) analyzed in accordance with the chain of custody document.
No duplication of this report is allowed, except in its entirety without written approval of the laboratory.

AMERICAN ENVIRONMENTAL TESTING LABORATORY
2834 North Naomi Street Burbank, CA 91504 • ELAP# 1541 & 2402 • LACSD# 10181
TEL (888) 288-AETL • (818) 845-8200 • www.aetlab.com
A KYZER LABS COMPANY

NV5	AETL Job Number:	BBJ0304	Site:	Cabrillo ES
3777 Long Beach Boulevard, Annex Building	Project Number:	[none]		
Long Beach, CA 90807	Attention:	Jonathan Barkman		
	Project Name:	Cabrillo ES PCB	Reported:	11/02/2020 14:27

Samples Received

(Continued)

AETL received the following samples on 10/23/2020 with the following specifications

Project Name: Cabrillo ES
Site:

Client ID		Sample Date
D-05		10/22/2020 10:40
Lab ID	**Matrix**	**Quantity of Containers**
BBJ0304-05	Solid	1

Analysis	Units	TAT
EPA 8082	ug/kg	5

Client ID		Sample Date
D-06		10/22/2020 10:45
Lab ID	**Matrix**	**Quantity of Containers**
BBJ0304-06	Solid	1

Analysis	Units	TAT
EPA 8082	ug/kg	5

Client ID		Sample Date
D-07		10/22/2020 10:50
Lab ID	**Matrix**	**Quantity of Containers**
BBJ0304-07	Solid	1

Analysis	Units	TAT
EPA 8082	ug/kg	5

Client ID		Sample Date
D-08		10/22/2020 11:00
Lab ID	**Matrix**	**Quantity of Containers**
BBJ0304-08	Solid	1

Analysis	Units	TAT
EPA 8082	ug/kg	5

The contents of this report apply to the sample(s) analyzed in accordance with the chain of custody document.
No duplication of this report is allowed, except in its entirety without written approval of the laboratory.

AMERICAN ENVIRONMENTAL TESTING LABORATORY
2834 North Naomi Street Burbank, CA 91504 • ELAP# 1541 & 2402 • LACSD# 10181
TEL (888) 288-AETL • (818) 845-8200 • www.aetlab.com
A KYZER LABS COMPANY

NV5	AETL Job Number:	BBJ0304	Site:	Cabrillo ES
3777 Long Beach Boulevard, Annex Building	Project Number:	[none]		
Long Beach, CA 90807	Attention:	Jonathan Barkman		
	Project Name:	Cabrillo ES PCB	Reported:	11/02/2020 14:27

Samples Received

(Continued)

AETL received the following samples on 10/23/2020 with the following specifications

Project Name: Cabrillo ES
Site:

Client ID		Sample Date
D-09		10/22/2020 11:05
Lab ID	**Matrix**	**Quantity of Containers**
BBJ0304-09	Solid	1
Analysis	**Units**	**TAT**
EPA 8082	ug/kg	5

Client ID		Sample Date
D-10		10/22/2020 12:02
Lab ID	**Matrix**	**Quantity of Containers**
BBJ0304-10	Solid	1
Analysis	**Units**	**TAT**
EPA 8082	ug/kg	5

Client ID		Sample Date
D-11		10/22/2020 12:10
Lab ID	**Matrix**	**Quantity of Containers**
BBJ0304-11	Solid	1
Analysis	**Units**	**TAT**
EPA 8082	ug/kg	5

Client ID		Sample Date
D-12		10/22/2020 12:15
Lab ID	**Matrix**	**Quantity of Containers**
BBJ0304-12	Solid	1
Analysis	**Units**	**TAT**
EPA 8082	ug/kg	5

The contents of this report apply to the sample(s) analyzed in accordance with the chain of custody document.
No duplication of this report is allowed, except in its entirety without written approval of the laboratory.

AMERICAN ENVIRONMENTAL TESTING LABORATORY
2834 North Naomi Street Burbank, CA 91504 • ELAP# 1541 & 2402 • LACSD# 10181
TEL (888) 288-AETL • (818) 845-8200 • www.aetlab.com
A KYZER LABS COMPANY

NV5	AETL Job Number:	BBJ0304	Site:	Cabrillo ES
3777 Long Beach Boulevard, Annex Building	Project Number:	[none]		
Long Beach, CA 90807	Attention:	Jonathan Barkman		
	Project Name:	Cabrillo ES PCB	Reported:	11/02/2020 14:27

Samples Received

(Continued)

AETL received the following samples on 10/23/2020 with the following specifications

Project Name: Cabrillo ES
Site:

Client ID		Sample Date
D-13		10/22/2020 12:20
Lab ID	**Matrix**	**Quantity of Containers**
BBJ0304-13	Solid	1
Analysis	**Units**	**TAT**
EPA 8082	ug/kg	5

Client ID		Sample Date
D-14		10/22/2020 12:25
Lab ID	**Matrix**	**Quantity of Containers**
BBJ0304-14	Solid	1
Analysis	**Units**	**TAT**
EPA 8082	ug/kg	5

Client ID		Sample Date
D-15		10/22/2020 12:30
Lab ID	**Matrix**	**Quantity of Containers**
BBJ0304-15	Solid	1
Analysis	**Units**	**TAT**
EPA 8082	ug/kg	5

Client ID		Sample Date
D-16		10/22/2020 12:35
Lab ID	**Matrix**	**Quantity of Containers**
BBJ0304-16	Solid	1
Analysis	**Units**	**TAT**
EPA 8082	ug/kg	5

The contents of this report apply to the sample(s) analyzed in accordance with the chain of custody document.
No duplication of this report is allowed, except in its entirety without written approval of the laboratory.

AMERICAN ENVIRONMENTAL TESTING LABORATORY
2834 North Naomi Street Burbank, CA 91504 • ELAP# 1541 & 2402 • LACSD# 10181
TEL (888) 288-AETL • (818) 845-8200 • www.aetlab.com
A KYZER LABS COMPANY

NV5	AETL Job Number:	BBJ0304	Site:	Cabrillo ES
3777 Long Beach Boulevard, Annex Building	Project Number:	[none]		
Long Beach, CA 90807	Attention:	Jonathan Barkman		
	Project Name:	Cabrillo ES PCB	Reported:	11/02/2020 14:27

Samples Received

(Continued)

AETL received the following samples on 10/23/2020 with the following specifications

Project Name: Cabrillo ES
Site:

Client ID		Sample Date
D-17		10/22/2020 12:40
Lab ID	**Matrix**	**Quantity of Containers**
BBJ0304-17	Solid	1
Analysis	**Units**	**TAT**
EPA 8082	ug/kg	5

Client ID		Sample Date
D-18		10/22/2020 12:45
Lab ID	**Matrix**	**Quantity of Containers**
BBJ0304-18	Solid	1
Analysis	**Units**	**TAT**
EPA 8082	ug/kg	5

Client ID		Sample Date
D-19		10/22/2020 13:00
Lab ID	**Matrix**	**Quantity of Containers**
BBJ0304-19	Solid	1
Analysis	**Units**	**TAT**
EPA 8082	ug/kg	5

Client ID		Sample Date
D-20		10/22/2020 13:05
Lab ID	**Matrix**	**Quantity of Containers**
BBJ0304-20	Solid	1
Analysis	**Units**	**TAT**
EPA 8082	ug/kg	5

The contents of this report apply to the sample(s) analyzed in accordance with the chain of custody document.
No duplication of this report is allowed, except in its entirety without written approval of the laboratory.

AMERICAN ENVIRONMENTAL TESTING LABORATORY
2834 North Naomi Street Burbank, CA 91504 • ELAP# 1541 & 2402 • LACSD# 10181
TEL (888) 288-AETL • (818) 845-8200 • www.aetlab.com
A KYZER LABS COMPANY

NV5	AETL Job Number:	BBJ0304	Site:	Cabrillo ES
3777 Long Beach Boulevard, Annex Building	Project Number:	[none]		
Long Beach, CA 90807	Attention:	Jonathan Barkman		
	Project Name:	Cabrillo ES PCB	Reported:	11/02/2020 14:27

Samples Received

(Continued)

AETL received the following samples on 10/23/2020 with the following specifications

Project Name: Cabrillo ES
Site:

Client ID		Sample Date
D-21		10/22/2020 13:10
Lab ID	**Matrix**	**Quantity of Containers**
BBJ0304-21	Solid	1

Analysis	Units	TAT
EPA 8082	ug/kg	5

Client ID		Sample Date
D-22		10/22/2020 13:20
Lab ID	**Matrix**	**Quantity of Containers**
BBJ0304-22	Solid	1

Analysis	Units	TAT
EPA 8082	ug/kg	5

Client ID		Sample Date
D-23		10/22/2020 13:25
Lab ID	**Matrix**	**Quantity of Containers**
BBJ0304-23	Solid	1

Analysis	Units	TAT
EPA 8082	ug/kg	5

Client ID		Sample Date
D-24		10/22/2020 13:30
Lab ID	**Matrix**	**Quantity of Containers**
BBJ0304-24	Solid	1

Analysis	Units	TAT
EPA 8082	ug/kg	5

The contents of this report apply to the sample(s) analyzed in accordance with the chain of custody document.
No duplication of this report is allowed, except in its entirety without written approval of the laboratory.

AMERICAN ENVIRONMENTAL TESTING LABORATORY
2834 North Naomi Street Burbank, CA 91504 • ELAP# 1541 & 2402 • LACSD# 10181
TEL (888) 288-AETL • (818) 845-8200 • www.aetlab.com
A KYZER LABS COMPANY

NV5	AETL Job Number:	BBJ0304	Site:	Cabrillo ES
3777 Long Beach Boulevard, Annex Building	Project Number:	[none]		
Long Beach, CA 90807	Attention:	Jonathan Barkman		
	Project Name:	Cabrillo ES PCB	Reported:	11/02/2020 14:27

Samples Received

(Continued)

AETL received the following samples on 10/23/2020 with the following specifications

Project Name: Cabrillo ES
Site:

Client ID		Sample Date
D-25		10/23/2020 8:05
Lab ID	**Matrix**	**Quantity of Containers**
BBJ0304-25	Solid	1
Analysis	**Units**	**TAT**
EPA 8082	ug/kg	5

Client ID		Sample Date
D-26		10/23/2020 8:10
Lab ID	**Matrix**	**Quantity of Containers**
BBJ0304-26	Solid	1
Analysis	**Units**	**TAT**
EPA 8082	ug/kg	5

Client ID		Sample Date
D-27		10/23/2020 8:15
Lab ID	**Matrix**	**Quantity of Containers**
BBJ0304-27	Solid	1
Analysis	**Units**	**TAT**
EPA 8082	ug/kg	5

Client ID		Sample Date
D-28		10/23/2020 8:30
Lab ID	**Matrix**	**Quantity of Containers**
BBJ0304-28	Solid	1
Analysis	**Units**	**TAT**
EPA 8082	ug/kg	5

The contents of this report apply to the sample(s) analyzed in accordance with the chain of custody document.
No duplication of this report is allowed, except in its entirety without written approval of the laboratory.

AMERICAN ENVIRONMENTAL TESTING LABORATORY
2834 North Naomi Street Burbank, CA 91504 • ELAP# 1541 & 2402 • LACSD# 10181
TEL (888) 288-AETL • (818) 845-8200 • www.aetlab.com
A KYZER LABS COMPANY

NV5	AETL Job Number:	BBJ0304	Site:	Cabrillo ES
3777 Long Beach Boulevard, Annex Building	Project Number:	[none]		
Long Beach, CA 90807	Attention:	Jonathan Barkman		
	Project Name:	Cabrillo ES PCB	Reported:	11/02/2020 14:27

Samples Received

(Continued)

AETL received the following samples on 10/23/2020 with the following specifications

Project Name: Cabrillo ES
Site:

Client ID		Sample Date
D-29		10/23/2020 8:45
Lab ID	**Matrix**	**Quantity of Containers**
BBJ0304-29	Solid	1
Analysis	**Units**	**TAT**
EPA 8082	ug/kg	5

Client ID		Sample Date
D-30		10/23/2020 9:00
Lab ID	**Matrix**	**Quantity of Containers**
BBJ0304-30	Solid	1
Analysis	**Units**	**TAT**
EPA 8082	ug/kg	5

Client ID		Sample Date
F-01		10/23/2020 9:05
Lab ID	**Matrix**	**Quantity of Containers**
BBJ0304-31	Solid	1
Analysis	**Units**	**TAT**
EPA 8082	ug/kg	5

Client ID		Sample Date
F-02		10/23/2020 9:10
Lab ID	**Matrix**	**Quantity of Containers**
BBJ0304-32	Solid	1
Analysis	**Units**	**TAT**
EPA 8082	ug/kg	5

The contents of this report apply to the sample(s) analyzed in accordance with the chain of custody document.
No duplication of this report is allowed, except in its entirety without written approval of the laboratory.

AMERICAN ENVIRONMENTAL TESTING LABORATORY
2834 North Naomi Street Burbank, CA 91504 • ELAP# 1541 & 2402 • LACSD# 10181
TEL (888) 288-AETL • (818) 845-8200 • www.aetlab.com
A KYZER LABS COMPANY

NV5	AETL Job Number:	BBJ0304	Site:	Cabrillo ES
3777 Long Beach Boulevard, Annex Building	Project Number:	[none]		
Long Beach, CA 90807	Attention:	Jonathan Barkman		
	Project Name:	Cabrillo ES PCB	Reported:	11/02/2020 14:27

Samples Received

(Continued)

AETL received the following samples on 10/23/2020 with the following specifications

Project Name: Cabrillo ES
Site:

Client ID		Sample Date
F-03		10/23/2020 9:15
Lab ID	**Matrix**	**Quantity of Containers**
BBJ0304-33	Solid	1
Analysis	**Units**	**TAT**
EPA 8082	ug/kg	5

Client ID		Sample Date
F-04		10/23/2020 9:20
Lab ID	**Matrix**	**Quantity of Containers**
BBJ0304-34	Solid	1
Analysis	**Units**	**TAT**
EPA 8082	ug/kg	5

Client ID		Sample Date
F-05		10/23/2020 9:25
Lab ID	**Matrix**	**Quantity of Containers**
BBJ0304-35	Solid	1
Analysis	**Units**	**TAT**
EPA 8082	ug/kg	5

Client ID		Sample Date
F-06		10/23/2020 9:30
Lab ID	**Matrix**	**Quantity of Containers**
BBJ0304-36	Solid	1
Analysis	**Units**	**TAT**
EPA 8082	ug/kg	5

The contents of this report apply to the sample(s) analyzed in accordance with the chain of custody document.
No duplication of this report is allowed, except in its entirety without written approval of the laboratory.

AMERICAN ENVIRONMENTAL TESTING LABORATORY
2834 North Naomi Street Burbank, CA 91504 • ELAP# 1541 & 2402 • LACSD# 10181
TEL (888) 288-AETL • (818) 845-8200 • www.aetlab.com
A KYZER LABS COMPANY

NV5	AETL Job Number:	BBJ0304	Site:	Cabrillo ES
3777 Long Beach Boulevard, Annex Building	Project Number:	[none]		
Long Beach, CA 90807	Attention:	Jonathan Barkman		
	Project Name:	Cabrillo ES PCB	Reported:	11/02/2020 14:27

Samples Received

(Continued)

AETL received the following samples on 10/23/2020 with the following specifications

Project Name: Cabrillo ES
Site:

Client ID		Sample Date
F-07		10/23/2020 9:40
Lab ID	**Matrix**	**Quantity of Containers**
BBJ0304-37	Solid	1
Analysis	**Units**	**TAT**
EPA 8082	ug/kg	5

Client ID		Sample Date
F-10		10/23/2020 9:45
Lab ID	**Matrix**	**Quantity of Containers**
BBJ0304-38	Solid	1
Analysis	**Units**	**TAT**
EPA 8082	ug/kg	5

Client ID		Sample Date
F-11		10/23/2020 9:50
Lab ID	**Matrix**	**Quantity of Containers**
BBJ0304-39	Solid	1
Analysis	**Units**	**TAT**
EPA 8082	ug/kg	5

Client ID		Sample Date
F-12		10/23/2020 9:55
Lab ID	**Matrix**	**Quantity of Containers**
BBJ0304-40	Solid	1
Analysis	**Units**	**TAT**
EPA 8082	ug/kg	5

The contents of this report apply to the sample(s) analyzed in accordance with the chain of custody document.
No duplication of this report is allowed, except in its entirety without written approval of the laboratory.

AMERICAN ENVIRONMENTAL TESTING LABORATORY
2834 North Naomi Street Burbank, CA 91504 • ELAP# 1541 & 2402 • LACSD# 10181
TEL (888) 288-AETL • (818) 845-8200 • www.aetlab.com
A KYZER LABS COMPANY

NV5	AETL Job Number:	BBJ0304	Site:	Cabrillo ES
3777 Long Beach Boulevard, Annex Building	Project Number:	[none]		
Long Beach, CA 90807	Attention:	Jonathan Barkman		
	Project Name:	Cabrillo ES PCB	Reported:	11/02/2020 14:27

Samples Received

(Continued)

AETL received the following samples on 10/23/2020 with the following specifications

Project Name: Cabrillo ES
Site:

Client ID		Sample Date
F-13		10/23/2020 10:00
Lab ID	**Matrix**	**Quantity of Containers**
BBJ0304-41	Solid	1
Analysis	**Units**	**TAT**
EPA 8082	ug/kg	5

Client ID		Sample Date
F-14		10/23/2020 10:05
Lab ID	**Matrix**	**Quantity of Containers**
BBJ0304-42	Solid	1
Analysis	**Units**	**TAT**
EPA 8082	ug/kg	5

Client ID		Sample Date
F-15		10/23/2020 10:10
Lab ID	**Matrix**	**Quantity of Containers**
BBJ0304-43	Solid	1
Analysis	**Units**	**TAT**
EPA 8082	ug/kg	5

Client ID		Sample Date
F-19		10/23/2020 10:15
Lab ID	**Matrix**	**Quantity of Containers**
BBJ0304-44	Solid	1
Analysis	**Units**	**TAT**
EPA 8082	ug/kg	5

The contents of this report apply to the sample(s) analyzed in accordance with the chain of custody document.
No duplication of this report is allowed, except in its entirety without written approval of the laboratory.

AMERICAN ENVIRONMENTAL TESTING LABORATORY
2834 North Naomi Street Burbank, CA 91504 • ELAP# 1541 & 2402 • LACSD# 10181
TEL (888) 288-AETL • (818) 845-8200 • www.aetlab.com
A KYZER LABS COMPANY

NV5	AETL Job Number:	BBJ0304	Site:	Cabrillo ES
3777 Long Beach Boulevard, Annex Building	Project Number:	[none]		
Long Beach, CA 90807	Attention:	Jonathan Barkman		
	Project Name:	Cabrillo ES PCB	Reported:	11/02/2020 14:27

Samples Received

(Continued)

AETL received the following samples on 10/23/2020 with the following specifications

Project Name: Cabrillo ES
Site:

Client ID		Sample Date
F-22		10/23/2020 10:20
Lab ID	**Matrix**	**Quantity of Containers**
BBJ0304-45	Solid	1
Analysis	**Units**	**TAT**
EPA 8082	ug/kg	5

Client ID		Sample Date
F-23		10/23/2020 10:25
Lab ID	**Matrix**	**Quantity of Containers**
BBJ0304-46	Solid	1
Analysis	**Units**	**TAT**
EPA 8082	ug/kg	5

Client ID		Sample Date
F-24		10/23/2020 10:30
Lab ID	**Matrix**	**Quantity of Containers**
BBJ0304-47	Solid	1
Analysis	**Units**	**TAT**
EPA 8082	ug/kg	5

Client ID		Sample Date
F-25		10/23/2020 10:35
Lab ID	**Matrix**	**Quantity of Containers**
BBJ0304-48	Solid	1
Analysis	**Units**	**TAT**
EPA 8082	ug/kg	5

The contents of this report apply to the sample(s) analyzed in accordance with the chain of custody document.
No duplication of this report is allowed, except in its entirety without written approval of the laboratory.

AMERICAN ENVIRONMENTAL TESTING LABORATORY
2834 North Naomi Street Burbank, CA 91504 • ELAP# 1541 & 2402 • LACSD# 10181
TEL (888) 288-AETL • (818) 845-8200 • www.aetlab.com
A KYZER LABS COMPANY

NV5	AETL Job Number:	BBJ0304	Site:	Cabrillo ES
3777 Long Beach Boulevard, Annex Building	Project Number:	[none]		
Long Beach, CA 90807	Attention:	Jonathan Barkman		
	Project Name:	Cabrillo ES PCB	Reported:	11/02/2020 14:27

Samples Received

(Continued)

AETL received the following samples on 10/23/2020 with the following specifications

Project Name: Cabrillo ES
Site:

Client ID		Sample Date
C-01		10/23/2020 10:40
Lab ID	**Matrix**	**Quantity of Containers**
BBJ0304-49	Solid	1
Analysis	**Units**	**TAT**
EPA 8082	ug/kg	5

Client ID		Sample Date
C-02		10/23/2020 10:45
Lab ID	**Matrix**	**Quantity of Containers**
BBJ0304-50	Solid	1
Analysis	**Units**	**TAT**
EPA 8082	ug/kg	5

Client ID		Sample Date
C-03		10/23/2020 10:50
Lab ID	**Matrix**	**Quantity of Containers**
BBJ0304-51	Solid	1
Analysis	**Units**	**TAT**
EPA 8082	ug/kg	5

Client ID		Sample Date
C-04		10/23/2020 10:55
Lab ID	**Matrix**	**Quantity of Containers**
BBJ0304-52	Solid	1
Analysis	**Units**	**TAT**
EPA 8082	ug/kg	5

The contents of this report apply to the sample(s) analyzed in accordance with the chain of custody document.
No duplication of this report is allowed, except in its entirety without written approval of the laboratory.

AMERICAN ENVIRONMENTAL TESTING LABORATORY
2834 North Naomi Street Burbank, CA 91504 • ELAP# 1541 & 2402 • LACSD# 10181
TEL (888) 288-AETL • (818) 845-8200 • www.aetlab.com
A KYZER LABS COMPANY

NV5	AETL Job Number:	BBJ0304	Site:	Cabrillo ES
3777 Long Beach Boulevard, Annex Building	Project Number:	[none]		
Long Beach, CA 90807	Attention:	Jonathan Barkman		
	Project Name:	Cabrillo ES PCB	Reported:	11/02/2020 14:27

Samples Received

(Continued)

AETL received the following samples on 10/23/2020 with the following specifications

Project Name: Cabrillo ES
Site:

Client ID		Sample Date
C-05		10/23/2020 11:00
Lab ID	**Matrix**	**Quantity of Containers**
BBJ0304-53	Solid	1
Analysis	**Units**	**TAT**
EPA 8082	ug/kg	5

Client ID		Sample Date
C-06		10/23/2020 11:10
Lab ID	**Matrix**	**Quantity of Containers**
BBJ0304-54	Solid	1
Analysis	**Units**	**TAT**
EPA 8082	ug/kg	5

Client ID		Sample Date
C-07		10/23/2020 11:15
Lab ID	**Matrix**	**Quantity of Containers**
BBJ0304-55	Solid	1
Analysis	**Units**	**TAT**
EPA 8082	ug/kg	5

Client ID		Sample Date
C-08		10/23/2020 11:20
Lab ID	**Matrix**	**Quantity of Containers**
BBJ0304-56	Solid	1
Analysis	**Units**	**TAT**
EPA 8082	ug/kg	5

The contents of this report apply to the sample(s) analyzed in accordance with the chain of custody document.
No duplication of this report is allowed, except in its entirety without written approval of the laboratory.

AMERICAN ENVIRONMENTAL TESTING LABORATORY
2834 North Naomi Street Burbank, CA 91504 • ELAP# 1541 & 2402 • LACSD# 10181
TEL (888) 288-AETL • (818) 845-8200 • www.aetlab.com
A KYZER LABS COMPANY

NV5	AETL Job Number:	BBJ0304	Site:	Cabrillo ES
3777 Long Beach Boulevard, Annex Building	Project Number:	[none]		
Long Beach, CA 90807	Attention:	Jonathan Barkman		
	Project Name:	Cabrillo ES PCB	Reported:	11/02/2020 14:27

Samples Received

(Continued)

AETL received the following samples on 10/23/2020 with the following specifications

Project Name: Cabrillo ES
Site:

Client ID		Sample Date
C-09		10/23/2020 11:25
Lab ID	**Matrix**	**Quantity of Containers**
BBJ0304-57	Solid	1
Analysis	**Units**	**TAT**
EPA 8082	ug/kg	5

Client ID		Sample Date
C-10		10/23/2020 11:30
Lab ID	**Matrix**	**Quantity of Containers**
BBJ0304-58	Solid	1
Analysis	**Units**	**TAT**
EPA 8082	ug/kg	5

Client ID		Sample Date
C-11		10/23/2020 12:15
Lab ID	**Matrix**	**Quantity of Containers**
BBJ0304-59	Solid	1
Analysis	**Units**	**TAT**
EPA 8082	ug/kg	5

Client ID		Sample Date
C-12		10/23/2020 12:20
Lab ID	**Matrix**	**Quantity of Containers**
BBJ0304-60	Solid	1
Analysis	**Units**	**TAT**
EPA 8082	ug/kg	5

The contents of this report apply to the sample(s) analyzed in accordance with the chain of custody document.
No duplication of this report is allowed, except in its entirety without written approval of the laboratory.

NV5	AETL Job Number:	BBJ0304	Site:	Cabrillo ES
3777 Long Beach Boulevard, Annex Building	Project Number:	[none]		
Long Beach, CA 90807	Attention:	Jonathan Barkman		
	Project Name:	Cabrillo ES PCB	Reported:	11/02/2020 14:27

Samples Received

(Continued)

AETL received the following samples on 10/23/2020 with the following specifications

Project Name: Cabrillo ES
Site:

Client ID		Sample Date
C-13		10/23/2020 12:25
Lab ID	**Matrix**	**Quantity of Containers**
BBJ0304-61	Solid	1
Analysis	**Units**	**TAT**
EPA 8082	ug/kg	5

Client ID		Sample Date
C-14		10/23/2020 12:30
Lab ID	**Matrix**	**Quantity of Containers**
BBJ0304-62	Solid	1
Analysis	**Units**	**TAT**
EPA 8082	ug/kg	5

Client ID		Sample Date
C-15		10/23/2020 12:35
Lab ID	**Matrix**	**Quantity of Containers**
BBJ0304-63	Solid	1
Analysis	**Units**	**TAT**
EPA 8082	ug/kg	5

Client ID		Sample Date
C-16		10/23/2020 12:40
Lab ID	**Matrix**	**Quantity of Containers**
BBJ0304-64	Solid	1
Analysis	**Units**	**TAT**
EPA 8082	ug/kg	5

The contents of this report apply to the sample(s) analyzed in accordance with the chain of custody document.
No duplication of this report is allowed, except in its entirety without written approval of the laboratory.

AMERICAN ENVIRONMENTAL TESTING LABORATORY
2834 North Naomi Street Burbank, CA 91504 • ELAP# 1541 & 2402 • LACSD# 10181
TEL (888) 288-AETL • (818) 845-8200 • www.aetlab.com
A KYZER LABS COMPANY

NV5	AETL Job Number:	BBJ0304	Site:	Cabrillo ES
3777 Long Beach Boulevard, Annex Building	Project Number:	[none]		
Long Beach, CA 90807	Attention:	Jonathan Barkman		
	Project Name:	Cabrillo ES PCB	Reported:	11/02/2020 14:27

Samples Received

(Continued)

AETL received the following samples on 10/23/2020 with the following specifications

Project Name: Cabrillo ES
Site:

Client ID		Sample Date
C-17		10/23/2020 12:45
Lab ID	**Matrix**	**Quantity of Containers**
BBJ0304-65	Solid	1
Analysis	**Units**	**TAT**
EPA 8082	ug/kg	5

Client ID		Sample Date
C-18		10/23/2020 12:50
Lab ID	**Matrix**	**Quantity of Containers**
BBJ0304-66	Solid	1
Analysis	**Units**	**TAT**
EPA 8082	ug/kg	5

Client ID		Sample Date
D-03D		10/22/2020 10:35
Lab ID	**Matrix**	**Quantity of Containers**
BBJ0304-67	Solid	1
Analysis	**Units**	**TAT**
EPA 8082	ug/kg	5

Client ID		Sample Date
C-05D		10/23/2020 11:05
Lab ID	**Matrix**	**Quantity of Containers**
BBJ0304-68	Solid	1
Analysis	**Units**	**TAT**
EPA 8082	ug/kg	5

The contents of this report apply to the sample(s) analyzed in accordance with the chain of custody document.
No duplication of this report is allowed, except in its entirety without written approval of the laboratory.

AMERICAN ENVIRONMENTAL TESTING LABORATORY
2834 North Naomi Street Burbank, CA 91504 • ELAP# 1541 & 2402 • LACSD# 10181
TEL (888) 288-AETL • (818) 845-8200 • www.aetlab.com
A KYZER LABS COMPANY

NV5	AETL Job Number:	BBJ0304	Site:	Cabrillo ES
3777 Long Beach Boulevard, Annex Building	Project Number:	[none]		
Long Beach, CA 90807	Attention:	Jonathan Barkman		
	Project Name:	Cabrillo ES PCB	Reported:	11/02/2020 14:27

Samples Received

(Continued)

AETL received the following samples on 10/23/2020 with the following specifications

Project Name: Cabrillo ES
Site:

Client ID		Sample Date
F-06D		10/23/2020 9:35
Lab ID	**Matrix**	**Quantity of Containers**
BBJ0304-69	Solid	1

Analysis	Units	TAT
EPA 8082	ug/kg	5

Total Number of Samples received: 69

The contents of this report apply to the sample(s) analyzed in accordance with the chain of custody document.
No duplication of this report is allowed, except in its entirety without written approval of the laboratory.

AMERICAN ENVIRONMENTAL TESTING LABORATORY
2834 North Naomi Street Burbank, CA 91504 • ELAP# 1541 & 2402 • LACSD# 10181
TEL (888) 288-AETL • (818) 845-8200 • www.aetlab.com
A KYZER LABS COMPANY

NV5	AETL Job Number:	BBJ0304	Site:	Cabrillo ES
3777 Long Beach Boulevard, Annex Building	Project Number:	[none]		
Long Beach, CA 90807	Attention:	Jonathan Barkman		
	Project Name:	Cabrillo ES PCB	Reported:	11/02/2020 14:27

Positive Hits Summary

Lab ID	Client ID				Received
Method	Analyte	Result	Qualifier	Unit	Analyzed

No positive results reported!

The contents of this report apply to the sample(s) analyzed in accordance with the chain of custody document.
No duplication of this report is allowed, except in its entirety without written approval of the laboratory.

AMERICAN ENVIRONMENTAL TESTING LABORATORY
2834 North Naomi Street Burbank, CA 91504 • ELAP# 1541 & 2402 • LACSD# 10181
TEL (888) 288-AETL • (818) 845-8200 • www.aetlab.com
A KYZER LABS COMPANY

NV5	AETL Job Number:	BBJ0304	Site:	Cabrillo ES
3777 Long Beach Boulevard, Annex Building	Project Number:	[none]		
Long Beach, CA 90807	Attention:	Jonathan Barkman		
	Project Name:	Cabrillo ES PCB	Reported:	11/02/2020 14:27

Analytical Results

Client ID: D-01
Lab ID: BBJ0304-01 (Solid) **Sampled:** 10/22/20 10:20

Analyte	Result	Qualifier	Dilution	MDL	RL	Units	Prepared Date/Time	Analyzed Date/Time	Batch	Analyst Initials	Prep. Method
PCBs											
Method: EPA 8082											
Aroclor-1016 (PCB-1016)	ND		1	20.0	50.0	ug/kg	10/26/20 12:31	10/27/20 18:56	B0J0627	ATS	3540C
Aroclor-1221 (PCB-1221)	ND		1	20.0	50.0	ug/kg	10/26/20 12:31	10/27/20 18:56	B0J0627	ATS	3540C
Aroclor-1232 (PCB-1232)	ND		1	20.0	50.0	ug/kg	10/26/20 12:31	10/27/20 18:56	B0J0627	ATS	3540C
Aroclor-1242 (PCB-1242)	ND		1	20.0	50.0	ug/kg	10/26/20 12:31	10/27/20 18:56	B0J0627	ATS	3540C
Aroclor-1248 (PCB-1248)	ND		1	20.0	50.0	ug/kg	10/26/20 12:31	10/27/20 18:56	B0J0627	ATS	3540C
Aroclor-1254 (PCB-1254)	ND		1	20.0	50.0	ug/kg	10/26/20 12:31	10/27/20 18:56	B0J0627	ATS	3540C
Aroclor-1260 (PCB-1260)	ND		1	20.0	50.0	ug/kg	10/26/20 12:31	10/27/20 18:56	B0J0627	ATS	3540C
Aroclor-1262 (PCB-1262)	ND		1	20.0	50.0	ug/kg	10/26/20 12:31	10/27/20 18:56	B0J0627	ATS	3540C
Aroclor-1268 (PCB-1268)	ND		1	20.0	50.0	ug/kg	10/26/20 12:31	10/27/20 18:56	B0J0627	ATS	3540C
	Recovery				Acceptance Criteria						
Surrogate: Decachlorobiphenyl	*66.8%*				*30-150*		10/26/20 12:31	*10/27/20 18:56*	B0J0627	*ATS*	3540C
Surrogate: Tetrachloro-m-xylene	*103%*				*30-150*		10/26/20 12:31	*10/27/20 18:56*	B0J0627	*ATS*	3540C

The contents of this report apply to the sample(s) analyzed in accordance with the chain of custody document.
No duplication of this report is allowed, except in its entirety without written approval of the laboratory.

AMERICAN ENVIRONMENTAL TESTING LABORATORY
2834 North Naomi Street Burbank, CA 91504 • ELAP# 1541 & 2402 • LACSD# 10181
TEL (888) 288-AETL • (818) 845-8200 • www.aetlab.com
A KYZER LABS COMPANY

NV5	AETL Job Number:	BBJ0304	Site:	Cabrillo ES
3777 Long Beach Boulevard, Annex Building	Project Number:	[none]		
Long Beach, CA 90807	Attention:	Jonathan Barkman		
	Project Name:	Cabrillo ES PCB	Reported:	11/02/2020 14:27

Analytical Results

Client ID: D-02
Lab ID: BBJ0304-02 (Solid) **Sampled:** 10/22/20 10:25

PCBs

Method: EPA 8082

Analyte	Result	Qualifier	Dilution	MDL	RL	Units	Prepared Date/Time	Analyzed Date/Time	Batch	Analyst Initials	Prep. Method
Aroclor-1016 (PCB-1016)	ND		1	20.0	50.0	ug/kg	10/26/20 12:31	10/27/20 19:15	B0J0627	ATS	3540C
Aroclor-1221 (PCB-1221)	ND		1	20.0	50.0	ug/kg	10/26/20 12:31	10/27/20 19:15	B0J0627	ATS	3540C
Aroclor-1232 (PCB-1232)	ND		1	20.0	50.0	ug/kg	10/26/20 12:31	10/27/20 19:15	B0J0627	ATS	3540C
Aroclor-1242 (PCB-1242)	ND		1	20.0	50.0	ug/kg	10/26/20 12:31	10/27/20 19:15	B0J0627	ATS	3540C
Aroclor-1248 (PCB-1248)	ND		1	20.0	50.0	ug/kg	10/26/20 12:31	10/27/20 19:15	B0J0627	ATS	3540C
Aroclor-1254 (PCB-1254)	ND		1	20.0	50.0	ug/kg	10/26/20 12:31	10/27/20 19:15	B0J0627	ATS	3540C
Aroclor-1260 (PCB-1260)	ND		1	20.0	50.0	ug/kg	10/26/20 12:31	10/27/20 19:15	B0J0627	ATS	3540C
Aroclor-1262 (PCB-1262)	ND		1	20.0	50.0	ug/kg	10/26/20 12:31	10/27/20 19:15	B0J0627	ATS	3540C
Aroclor-1268 (PCB-1268)	ND		1	20.0	50.0	ug/kg	10/26/20 12:31	10/27/20 19:15	B0J0627	ATS	3540C
	Recovery				Acceptance Criteria						
Surrogate: Decachlorobiphenyl	*42.6%*				*30-150*		10/26/20 12:31	*10/27/20 19:15*	B0J0627	*ATS*	3540C
Surrogate: Tetrachloro-m-xylene	*42.1%*				*30-150*		10/26/20 12:31	*10/27/20 19:15*	B0J0627	*ATS*	3540C

The contents of this report apply to the sample(s) analyzed in accordance with the chain of custody document.
No duplication of this report is allowed, except in its entirety without written approval of the laboratory.

AMERICAN ENVIRONMENTAL TESTING LABORATORY
2834 North Naomi Street Burbank, CA 91504 • ELAP# 1541 & 2402 • LACSD# 10181
TEL (888) 288-AETL • (818) 845-8200 • www.aetlab.com
A KYZER LABS COMPANY

NV5	AETL Job Number:	BBJ0304	Site:	Cabrillo ES
3777 Long Beach Boulevard, Annex Building	Project Number:	[none]		
Long Beach, CA 90807	Attention:	Jonathan Barkman		
	Project Name:	Cabrillo ES PCB	Reported:	11/02/2020 14:27

Analytical Results

Client ID: D-03
Lab ID: BBJ0304-03 (Solid) **Sampled:** 10/22/20 10:30

Analyte	Result	Qualifier	Dilution	MDL	RL	Units	Prepared Date/Time	Analyzed Date/Time	Batch	Analyst Initials	Prep. Method
PCBs											
Method: EPA 8082											
Aroclor-1016 (PCB-1016)	ND		1	20.0	50.0	ug/kg	10/26/20 12:31	10/27/20 19:35	B0J0627	ATS	3540C
Aroclor-1221 (PCB-1221)	ND		1	20.0	50.0	ug/kg	10/26/20 12:31	10/27/20 19:35	B0J0627	ATS	3540C
Aroclor-1232 (PCB-1232)	ND		1	20.0	50.0	ug/kg	10/26/20 12:31	10/27/20 19:35	B0J0627	ATS	3540C
Aroclor-1242 (PCB-1242)	ND		1	20.0	50.0	ug/kg	10/26/20 12:31	10/27/20 19:35	B0J0627	ATS	3540C
Aroclor-1248 (PCB-1248)	ND		1	20.0	50.0	ug/kg	10/26/20 12:31	10/27/20 19:35	B0J0627	ATS	3540C
Aroclor-1254 (PCB-1254)	ND		1	20.0	50.0	ug/kg	10/26/20 12:31	10/27/20 19:35	B0J0627	ATS	3540C
Aroclor-1260 (PCB-1260)	ND		1	20.0	50.0	ug/kg	10/26/20 12:31	10/27/20 19:35	B0J0627	ATS	3540C
Aroclor-1262 (PCB-1262)	ND		1	20.0	50.0	ug/kg	10/26/20 12:31	10/27/20 19:35	B0J0627	ATS	3540C
Aroclor-1268 (PCB-1268)	ND		1	20.0	50.0	ug/kg	10/26/20 12:31	10/27/20 19:35	B0J0627	ATS	3540C
	Recovery				Acceptance Criteria						
Surrogate: Decachlorobiphenyl	*36.8%*				*30-150*		10/26/20 12:31	*10/27/20 19:35*	B0J0627	*ATS*	3540C
Surrogate: Tetrachloro-m-xylene	*70.0%*				*30-150*		10/26/20 12:31	*10/27/20 19:35*	B0J0627	*ATS*	3540C

The contents of this report apply to the sample(s) analyzed in accordance with the chain of custody document.
No duplication of this report is allowed, except in its entirety without written approval of the laboratory.

AMERICAN ENVIRONMENTAL TESTING LABORATORY
2834 North Naomi Street Burbank, CA 91504 • ELAP# 1541 & 2402 • LACSD# 10181
TEL (888) 288-AETL • (818) 845-8200 • www.aetlab.com
A KYZER LABS COMPANY

NV5	AETL Job Number:	BBJ0304	Site:	Cabrillo ES
3777 Long Beach Boulevard, Annex Building	Project Number:	[none]		
Long Beach, CA 90807	Attention:	Jonathan Barkman		
	Project Name:	Cabrillo ES PCB	Reported:	11/02/2020 14:27

Analytical Results

Client ID: D-04
Lab ID: BBJ0304-04 (Solid) **Sampled:** 10/22/20 10:35

Analyte	Result	Qualifier	Dilution	MDL	RL	Units	Prepared Date/Time	Analyzed Date/Time	Batch	Analyst Initials	Prep. Method
PCBs											
Method: EPA 8082											
Aroclor-1016 (PCB-1016)	ND		1	20.0	50.0	ug/kg	10/26/20 12:31	10/27/20 19:54	B0J0627	ATS	3540C
Aroclor-1221 (PCB-1221)	ND		1	20.0	50.0	ug/kg	10/26/20 12:31	10/27/20 19:54	B0J0627	ATS	3540C
Aroclor-1232 (PCB-1232)	ND		1	20.0	50.0	ug/kg	10/26/20 12:31	10/27/20 19:54	B0J0627	ATS	3540C
Aroclor-1242 (PCB-1242)	ND		1	20.0	50.0	ug/kg	10/26/20 12:31	10/27/20 19:54	B0J0627	ATS	3540C
Aroclor-1248 (PCB-1248)	ND		1	20.0	50.0	ug/kg	10/26/20 12:31	10/27/20 19:54	B0J0627	ATS	3540C
Aroclor-1254 (PCB-1254)	ND		1	20.0	50.0	ug/kg	10/26/20 12:31	10/27/20 19:54	B0J0627	ATS	3540C
Aroclor-1260 (PCB-1260)	ND		1	20.0	50.0	ug/kg	10/26/20 12:31	10/27/20 19:54	B0J0627	ATS	3540C
Aroclor-1262 (PCB-1262)	ND		1	20.0	50.0	ug/kg	10/26/20 12:31	10/27/20 19:54	B0J0627	ATS	3540C
Aroclor-1268 (PCB-1268)	ND		1	20.0	50.0	ug/kg	10/26/20 12:31	10/27/20 19:54	B0J0627	ATS	3540C
	Recovery				Acceptance Criteria						
Surrogate: Decachlorobiphenyl	*111%*				*30-150*		10/26/20 12:31	*10/27/20 19:54*	B0J0627	*ATS*	3540C
Surrogate: Tetrachloro-m-xylene	*128%*				*30-150*		10/26/20 12:31	*10/27/20 19:54*	B0J0627	*ATS*	3540C

The contents of this report apply to the sample(s) analyzed in accordance with the chain of custody document.
No duplication of this report is allowed, except in its entirety without written approval of the laboratory.

AMERICAN ENVIRONMENTAL TESTING LABORATORY
2834 North Naomi Street Burbank, CA 91504 • ELAP# 1541 & 2402 • LACSD# 10181
TEL (888) 288-AETL • (818) 845-8200 • www.aetlab.com
A KYZER LABS COMPANY

NV5	AETL Job Number:	BBJ0304	Site:	Cabrillo ES
3777 Long Beach Boulevard, Annex Building	Project Number:	[none]		
Long Beach, CA 90807	Attention:	Jonathan Barkman		
	Project Name:	Cabrillo ES PCB	Reported:	11/02/2020 14:27

Analytical Results

Client ID: D-05
Lab ID: BBJ0304-05 (Solid) **Sampled:** 10/22/20 10:40

PCBs

Method: EPA 8082

Analyte	Result	Qualifier	Dilution	MDL	RL	Units	Prepared Date/Time	Analyzed Date/Time	Batch	Analyst Initials	Prep. Method
Aroclor-1016 (PCB-1016)	ND	D	5	50.0	125	ug/kg	10/26/20 12:31	10/27/20 20:13	B0J0627	ATS	3540C
Aroclor-1221 (PCB-1221)	ND	D	5	50.0	125	ug/kg	10/26/20 12:31	10/27/20 20:13	B0J0627	ATS	3540C
Aroclor-1232 (PCB-1232)	ND	D	5	50.0	125	ug/kg	10/26/20 12:31	10/27/20 20:13	B0J0627	ATS	3540C
Aroclor-1242 (PCB-1242)	ND	D	5	50.0	125	ug/kg	10/26/20 12:31	10/27/20 20:13	B0J0627	ATS	3540C
Aroclor-1248 (PCB-1248)	ND	D	5	50.0	125	ug/kg	10/26/20 12:31	10/27/20 20:13	B0J0627	ATS	3540C
Aroclor-1254 (PCB-1254)	ND	D	5	50.0	125	ug/kg	10/26/20 12:31	10/27/20 20:13	B0J0627	ATS	3540C
Aroclor-1260 (PCB-1260)	ND	D	5	50.0	125	ug/kg	10/26/20 12:31	10/27/20 20:13	B0J0627	ATS	3540C
Aroclor-1262 (PCB-1262)	ND	D	5	50.0	125	ug/kg	10/26/20 12:31	10/27/20 20:13	B0J0627	ATS	3540C
Aroclor-1268 (PCB-1268)	ND	D	5	50.0	125	ug/kg	10/26/20 12:31	10/27/20 20:13	B0J0627	ATS	3540C
	Recovery				Acceptance Criteria						
Surrogate: Decachlorobiphenyl	*197% S6*				*30-150*		10/26/20 12:31	*10/27/20 20:13*	B0J0627	*ATS*	3540C
Surrogate: Tetrachloro-m-xylene	*91.6%*				*30-150*		10/26/20 12:31	*10/27/20 20:13*	B0J0627	*ATS*	3540C

The contents of this report apply to the sample(s) analyzed in accordance with the chain of custody document.
No duplication of this report is allowed, except in its entirety without written approval of the laboratory.

AMERICAN ENVIRONMENTAL TESTING LABORATORY
2834 North Naomi Street Burbank, CA 91504 • ELAP# 1541 & 2402 • LACSD# 10181
TEL (888) 288-AETL • (818) 845-8200 • www.aetlab.com
A KYZER LABS COMPANY

NV5	AETL Job Number:	BBJ0304	Site:	Cabrillo ES
3777 Long Beach Boulevard, Annex Building	Project Number:	[none]		
Long Beach, CA 90807	Attention:	Jonathan Barkman		
	Project Name:	Cabrillo ES PCB	Reported:	11/02/2020 14:27

Analytical Results

Client ID: D-06
Lab ID: BBJ0304-06 (Solid) **Sampled:** 10/22/20 10:45

PCBs

Method: EPA 8082

Analyte	Result	Qualifier	Dilution	MDL	RL	Units	Prepared Date/Time	Analyzed Date/Time	Batch	Analyst Initials	Prep. Method
Aroclor-1016 (PCB-1016)	ND		1	10.0	25.0	ug/kg	10/26/20 12:31	10/27/20 20:33	B0J0627	ATS	3540C
Aroclor-1221 (PCB-1221)	ND		1	10.0	25.0	ug/kg	10/26/20 12:31	10/27/20 20:33	B0J0627	ATS	3540C
Aroclor-1232 (PCB-1232)	ND		1	10.0	25.0	ug/kg	10/26/20 12:31	10/27/20 20:33	B0J0627	ATS	3540C
Aroclor-1242 (PCB-1242)	ND		1	10.0	25.0	ug/kg	10/26/20 12:31	10/27/20 20:33	B0J0627	ATS	3540C
Aroclor-1248 (PCB-1248)	ND		1	10.0	25.0	ug/kg	10/26/20 12:31	10/27/20 20:33	B0J0627	ATS	3540C
Aroclor-1254 (PCB-1254)	ND		1	10.0	25.0	ug/kg	10/26/20 12:31	10/27/20 20:33	B0J0627	ATS	3540C
Aroclor-1260 (PCB-1260)	ND		1	10.0	25.0	ug/kg	10/26/20 12:31	10/27/20 20:33	B0J0627	ATS	3540C
Aroclor-1262 (PCB-1262)	ND		1	10.0	25.0	ug/kg	10/26/20 12:31	10/27/20 20:33	B0J0627	ATS	3540C
Aroclor-1268 (PCB-1268)	ND		1	10.0	25.0	ug/kg	10/26/20 12:31	10/27/20 20:33	B0J0627	ATS	3540C
	Recovery				Acceptance Criteria						
Surrogate: Decachlorobiphenyl	*78.7%*				*30-150*		10/26/20 12:31	*10/27/20 20:33*	B0J0627	*ATS*	3540C
Surrogate: Tetrachloro-m-xylene	*46.3%*				*30-150*		10/26/20 12:31	*10/27/20 20:33*	B0J0627	*ATS*	3540C

The contents of this report apply to the sample(s) analyzed in accordance with the chain of custody document.
No duplication of this report is allowed, except in its entirety without written approval of the laboratory.

AMERICAN ENVIRONMENTAL TESTING LABORATORY
2834 North Naomi Street Burbank, CA 91504 • ELAP# 1541 & 2402 • LACSD# 10181
TEL (888) 288-AETL • (818) 845-8200 • www.aetlab.com
A KYZER LABS COMPANY

NV5	AETL Job Number:	BBJ0304	Site:	Cabrillo ES
3777 Long Beach Boulevard, Annex Building	Project Number:	[none]		
Long Beach, CA 90807	Attention:	Jonathan Barkman		
	Project Name:	Cabrillo ES PCB	Reported:	11/02/2020 14:27

Analytical Results

Client ID: D-07
Lab ID: BBJ0304-07 (Solid) **Sampled:** 10/22/20 10:50

PCBs

Method: EPA 8082

Analyte	Result	Qualifier	Dilution	MDL	RL	Units	Prepared Date/Time	Analyzed Date/Time	Batch	Analyst Initials	Prep. Method
Aroclor-1016 (PCB-1016)	ND		1	20.0	50.0	ug/kg	10/26/20 12:31	10/27/20 20:52	B0J0627	ATS	3540C
Aroclor-1221 (PCB-1221)	ND		1	20.0	50.0	ug/kg	10/26/20 12:31	10/27/20 20:52	B0J0627	ATS	3540C
Aroclor-1232 (PCB-1232)	ND		1	20.0	50.0	ug/kg	10/26/20 12:31	10/27/20 20:52	B0J0627	ATS	3540C
Aroclor-1242 (PCB-1242)	ND		1	20.0	50.0	ug/kg	10/26/20 12:31	10/27/20 20:52	B0J0627	ATS	3540C
Aroclor-1248 (PCB-1248)	ND		1	20.0	50.0	ug/kg	10/26/20 12:31	10/27/20 20:52	B0J0627	ATS	3540C
Aroclor-1254 (PCB-1254)	ND		1	20.0	50.0	ug/kg	10/26/20 12:31	10/27/20 20:52	B0J0627	ATS	3540C
Aroclor-1260 (PCB-1260)	ND		1	20.0	50.0	ug/kg	10/26/20 12:31	10/27/20 20:52	B0J0627	ATS	3540C
Aroclor-1262 (PCB-1262)	ND		1	20.0	50.0	ug/kg	10/26/20 12:31	10/27/20 20:52	B0J0627	ATS	3540C
Aroclor-1268 (PCB-1268)	ND		1	20.0	50.0	ug/kg	10/26/20 12:31	10/27/20 20:52	B0J0627	ATS	3540C
	Recovery				Acceptance Criteria						
Surrogate: Decachlorobiphenyl	*92.0%*				*30-150*		10/26/20 12:31	*10/27/20 20:52*	B0J0627	*ATS*	3540C
Surrogate: Tetrachloro-m-xylene	*99.4%*				*30-150*		10/26/20 12:31	*10/27/20 20:52*	B0J0627	*ATS*	3540C

The contents of this report apply to the sample(s) analyzed in accordance with the chain of custody document.
No duplication of this report is allowed, except in its entirety without written approval of the laboratory.

AMERICAN ENVIRONMENTAL TESTING LABORATORY
2834 North Naomi Street Burbank, CA 91504 • ELAP# 1541 & 2402 • LACSD# 10181
TEL (888) 288-AETL • (818) 845-8200 • www.aetlab.com
A KYZER LABS COMPANY

NV5	AETL Job Number:	BBJ0304	Site:	Cabrillo ES
3777 Long Beach Boulevard, Annex Building	Project Number:	[none]		
Long Beach, CA 90807	Attention:	Jonathan Barkman		
	Project Name:	Cabrillo ES PCB	Reported:	11/02/2020 14:27

Analytical Results

Client ID: D-08
Lab ID: BBJ0304-08 (Solid) **Sampled:** 10/22/20 11:00

PCBs

Method: EPA 8082

Analyte	Result	Qualifier	Dilution	MDL	RL	Units	Prepared Date/Time	Analyzed Date/Time	Batch	Analyst Initials	Prep. Method
Aroclor-1016 (PCB-1016)	ND		1	20.0	50.0	ug/kg	10/26/20 12:31	10/27/20 21:11	B0J0627	ATS	3540C
Aroclor-1221 (PCB-1221)	ND		1	20.0	50.0	ug/kg	10/26/20 12:31	10/27/20 21:11	B0J0627	ATS	3540C
Aroclor-1232 (PCB-1232)	ND		1	20.0	50.0	ug/kg	10/26/20 12:31	10/27/20 21:11	B0J0627	ATS	3540C
Aroclor-1242 (PCB-1242)	ND		1	20.0	50.0	ug/kg	10/26/20 12:31	10/27/20 21:11	B0J0627	ATS	3540C
Aroclor-1248 (PCB-1248)	ND		1	20.0	50.0	ug/kg	10/26/20 12:31	10/27/20 21:11	B0J0627	ATS	3540C
Aroclor-1254 (PCB-1254)	ND		1	20.0	50.0	ug/kg	10/26/20 12:31	10/27/20 21:11	B0J0627	ATS	3540C
Aroclor-1260 (PCB-1260)	ND		1	20.0	50.0	ug/kg	10/26/20 12:31	10/27/20 21:11	B0J0627	ATS	3540C
Aroclor-1262 (PCB-1262)	ND		1	20.0	50.0	ug/kg	10/26/20 12:31	10/27/20 21:11	B0J0627	ATS	3540C
Aroclor-1268 (PCB-1268)	ND		1	20.0	50.0	ug/kg	10/26/20 12:31	10/27/20 21:11	B0J0627	ATS	3540C
	Recovery				Acceptance Criteria						
Surrogate: Decachlorobiphenyl	*99.0%*				*30-150*		10/26/20 12:31	*10/27/20 21:11*	B0J0627	*ATS*	3540C
Surrogate: Tetrachloro-m-xylene	*91.9%*				*30-150*		10/26/20 12:31	*10/27/20 21:11*	B0J0627	*ATS*	3540C

The contents of this report apply to the sample(s) analyzed in accordance with the chain of custody document.
No duplication of this report is allowed, except in its entirety without written approval of the laboratory.

AMERICAN ENVIRONMENTAL TESTING LABORATORY
2834 North Naomi Street Burbank, CA 91504 • ELAP# 1541 & 2402 • LACSD# 10181
TEL (888) 288-AETL • (818) 845-8200 • www.aetlab.com
A KYZER LABS COMPANY

NV5	AETL Job Number:	BBJ0304	Site:	Cabrillo ES
3777 Long Beach Boulevard, Annex Building	Project Number:	[none]		
Long Beach, CA 90807	Attention:	Jonathan Barkman		
	Project Name:	Cabrillo ES PCB	Reported:	11/02/2020 14:27

Analytical Results

Client ID: D-09
Lab ID: BBJ0304-09 (Solid) **Sampled:** 10/22/20 11:05

Analyte	Result	Qualifier	Dilution	MDL	RL	Units	Prepared Date/Time	Analyzed Date/Time	Batch	Analyst Initials	Prep. Method
PCBs											
Method: EPA 8082											
Aroclor-1016 (PCB-1016)	ND	D	5	100	250	ug/kg	10/26/20 12:31	10/27/20 21:31	B0J0627	ATS	3540C
Aroclor-1221 (PCB-1221)	ND	D	5	100	250	ug/kg	10/26/20 12:31	10/27/20 21:31	B0J0627	ATS	3540C
Aroclor-1232 (PCB-1232)	ND	D	5	100	250	ug/kg	10/26/20 12:31	10/27/20 21:31	B0J0627	ATS	3540C
Aroclor-1242 (PCB-1242)	ND	D	5	100	250	ug/kg	10/26/20 12:31	10/27/20 21:31	B0J0627	ATS	3540C
Aroclor-1248 (PCB-1248)	ND	D	5	100	250	ug/kg	10/26/20 12:31	10/27/20 21:31	B0J0627	ATS	3540C
Aroclor-1254 (PCB-1254)	ND	D	5	100	250	ug/kg	10/26/20 12:31	10/27/20 21:31	B0J0627	ATS	3540C
Aroclor-1260 (PCB-1260)	ND	D	5	100	250	ug/kg	10/26/20 12:31	10/27/20 21:31	B0J0627	ATS	3540C
Aroclor-1262 (PCB-1262)	ND	D	5	100	250	ug/kg	10/26/20 12:31	10/27/20 21:31	B0J0627	ATS	3540C
Aroclor-1268 (PCB-1268)	ND	D	5	100	250	ug/kg	10/26/20 12:31	10/27/20 21:31	B0J0627	ATS	3540C
	Recovery				Acceptance Criteria						
Surrogate: Decachlorobiphenyl	*133%*				*30-150*		10/26/20 12:31	*10/27/20 21:31*	B0J0627	*ATS*	3540C
Surrogate: Tetrachloro-m-xylene	*64.9%*				*30-150*		10/26/20 12:31	*10/27/20 21:31*	B0J0627	*ATS*	3540C

The contents of this report apply to the sample(s) analyzed in accordance with the chain of custody document.
No duplication of this report is allowed, except in its entirety without written approval of the laboratory.

AMERICAN ENVIRONMENTAL TESTING LABORATORY
2834 North Naomi Street Burbank, CA 91504 • ELAP# 1541 & 2402 • LACSD# 10181
TEL (888) 288-AETL • (818) 845-8200 • www.aetlab.com
A KYZER LABS COMPANY

NV5	AETL Job Number:	BBJ0304	Site:	Cabrillo ES
3777 Long Beach Boulevard, Annex Building	Project Number:	[none]		
Long Beach, CA 90807	Attention:	Jonathan Barkman		
	Project Name:	Cabrillo ES PCB	Reported:	11/02/2020 14:27

Analytical Results

Client ID: **D-10**
Lab ID: **BBJ0304-10 (Solid)** **Sampled:** **10/22/20 12:02**

Analyte	Result	Qualifier	Dilution	MDL	RL	Units	Prepared Date/Time	Analyzed Date/Time	Batch	Analyst Initials	Prep. Method
PCBs											
Method: EPA 8082											
Aroclor-1016 (PCB-1016)	ND	D	5	100	250	ug/kg	10/26/20 12:31	10/27/20 21:50	B0J0627	ATS	3540C
Aroclor-1221 (PCB-1221)	ND	D	5	100	250	ug/kg	10/26/20 12:31	10/27/20 21:50	B0J0627	ATS	3540C
Aroclor-1232 (PCB-1232)	ND	D	5	100	250	ug/kg	10/26/20 12:31	10/27/20 21:50	B0J0627	ATS	3540C
Aroclor-1242 (PCB-1242)	ND	D	5	100	250	ug/kg	10/26/20 12:31	10/27/20 21:50	B0J0627	ATS	3540C
Aroclor-1248 (PCB-1248)	ND	D	5	100	250	ug/kg	10/26/20 12:31	10/27/20 21:50	B0J0627	ATS	3540C
Aroclor-1254 (PCB-1254)	ND	D	5	100	250	ug/kg	10/26/20 12:31	10/27/20 21:50	B0J0627	ATS	3540C
Aroclor-1260 (PCB-1260)	ND	D	5	100	250	ug/kg	10/26/20 12:31	10/27/20 21:50	B0J0627	ATS	3540C
Aroclor-1262 (PCB-1262)	ND	D	5	100	250	ug/kg	10/26/20 12:31	10/27/20 21:50	B0J0627	ATS	3540C
Aroclor-1268 (PCB-1268)	ND	D	5	100	250	ug/kg	10/26/20 12:31	10/27/20 21:50	B0J0627	ATS	3540C
	Recovery				Acceptance Criteria						
Surrogate: Decachlorobiphenyl	*84.2%*				*30-150*		10/26/20 12:31	*10/27/20 21:50*	B0J0627	*ATS*	3540C
Surrogate: Tetrachloro-m-xylene	*84.0%*				*30-150*		10/26/20 12:31	*10/27/20 21:50*	B0J0627	*ATS*	3540C

The contents of this report apply to the sample(s) analyzed in accordance with the chain of custody document.
No duplication of this report is allowed, except in its entirety without written approval of the laboratory.

AMERICAN ENVIRONMENTAL TESTING LABORATORY
2834 North Naomi Street Burbank, CA 91504 • ELAP# 1541 & 2402 • LACSD# 10181
TEL (888) 288-AETL • (818) 845-8200 • www.aetlab.com
A KYZER LABS COMPANY

NV5	AETL Job Number:	BBJ0304	Site:	Cabrillo ES
3777 Long Beach Boulevard, Annex Building	Project Number:	[none]		
Long Beach, CA 90807	Attention:	Jonathan Barkman		
	Project Name:	Cabrillo ES PCB	Reported:	11/02/2020 14:27

Analytical Results

Client ID: D-11
Lab ID: BBJ0304-11 (Solid) **Sampled:** 10/22/20 12:10

Analyte	Result	Qualifier	Dilution	MDL	RL	Units	Prepared Date/Time	Analyzed Date/Time	Batch	Analyst Initials	Prep. Method
PCBs											
Method: EPA 8082											
Aroclor-1016 (PCB-1016)	ND	D	5	100	250	ug/kg	10/26/20 12:31	10/27/20 22:10	B0J0627	ATS	3540C
Aroclor-1221 (PCB-1221)	ND	D	5	100	250	ug/kg	10/26/20 12:31	10/27/20 22:10	B0J0627	ATS	3540C
Aroclor-1232 (PCB-1232)	ND	D	5	100	250	ug/kg	10/26/20 12:31	10/27/20 22:10	B0J0627	ATS	3540C
Aroclor-1242 (PCB-1242)	ND	D	5	100	250	ug/kg	10/26/20 12:31	10/27/20 22:10	B0J0627	ATS	3540C
Aroclor-1248 (PCB-1248)	ND	D	5	100	250	ug/kg	10/26/20 12:31	10/27/20 22:10	B0J0627	ATS	3540C
Aroclor-1254 (PCB-1254)	ND	D	5	100	250	ug/kg	10/26/20 12:31	10/27/20 22:10	B0J0627	ATS	3540C
Aroclor-1260 (PCB-1260)	ND	D	5	100	250	ug/kg	10/26/20 12:31	10/27/20 22:10	B0J0627	ATS	3540C
Aroclor-1262 (PCB-1262)	ND	D	5	100	250	ug/kg	10/26/20 12:31	10/27/20 22:10	B0J0627	ATS	3540C
Aroclor-1268 (PCB-1268)	ND	D	5	100	250	ug/kg	10/26/20 12:31	10/27/20 22:10	B0J0627	ATS	3540C
	Recovery				Acceptance Criteria						
Surrogate: Decachlorobiphenyl	*108%*				*30-150*		10/26/20 12:31	*10/27/20 22:10*	B0J0627	*ATS*	3540C
Surrogate: Tetrachloro-m-xylene	*608% S6*				*30-150*		10/26/20 12:31	*10/27/20 22:10*	B0J0627	*ATS*	3540C

The contents of this report apply to the sample(s) analyzed in accordance with the chain of custody document.
No duplication of this report is allowed, except in its entirety without written approval of the laboratory.

AMERICAN ENVIRONMENTAL TESTING LABORATORY
2834 North Naomi Street Burbank, CA 91504 • ELAP# 1541 & 2402 • LACSD# 10181
TEL (888) 288-AETL • (818) 845-8200 • www.aetlab.com
A KYZER LABS COMPANY

NV5	AETL Job Number:	BBJ0304	Site:	Cabrillo ES
3777 Long Beach Boulevard, Annex Building	Project Number:	[none]		
Long Beach, CA 90807	Attention:	Jonathan Barkman		
	Project Name:	Cabrillo ES PCB	Reported:	11/02/2020 14:27

Analytical Results

Client ID: D-12
Lab ID: BBJ0304-12 (Solid) **Sampled:** 10/22/20 12:15

PCBs

Method: EPA 8082

Analyte	Result	Qualifier	Dilution	MDL	RL	Units	Prepared Date/Time	Analyzed Date/Time	Batch	Analyst Initials	Prep. Method
Aroclor-1016 (PCB-1016)	ND	D	5	100	250	ug/kg	10/26/20 12:31	10/27/20 22:48	B0J0627	ATS	3540C
Aroclor-1221 (PCB-1221)	ND	D	5	100	250	ug/kg	10/26/20 12:31	10/27/20 22:48	B0J0627	ATS	3540C
Aroclor-1232 (PCB-1232)	ND	D	5	100	250	ug/kg	10/26/20 12:31	10/27/20 22:48	B0J0627	ATS	3540C
Aroclor-1242 (PCB-1242)	ND	D	5	100	250	ug/kg	10/26/20 12:31	10/27/20 22:48	B0J0627	ATS	3540C
Aroclor-1248 (PCB-1248)	ND	D	5	100	250	ug/kg	10/26/20 12:31	10/27/20 22:48	B0J0627	ATS	3540C
Aroclor-1254 (PCB-1254)	ND	D	5	100	250	ug/kg	10/26/20 12:31	10/27/20 22:48	B0J0627	ATS	3540C
Aroclor-1260 (PCB-1260)	ND	D	5	100	250	ug/kg	10/26/20 12:31	10/27/20 22:48	B0J0627	ATS	3540C
Aroclor-1262 (PCB-1262)	ND	D	5	100	250	ug/kg	10/26/20 12:31	10/27/20 22:48	B0J0627	ATS	3540C
Aroclor-1268 (PCB-1268)	ND	D	5	100	250	ug/kg	10/26/20 12:31	10/27/20 22:48	B0J0627	ATS	3540C
	Recovery				Acceptance Criteria						
Surrogate: Decachlorobiphenyl	*77.0%*				*30-150*		10/26/20 12:31	*10/27/20 22:48*	B0J0627	*ATS*	3540C
Surrogate: Tetrachloro-m-xylene	*36.5%*				*30-150*		10/26/20 12:31	*10/27/20 22:48*	B0J0627	*ATS*	3540C

The contents of this report apply to the sample(s) analyzed in accordance with the chain of custody document.
No duplication of this report is allowed, except in its entirety without written approval of the laboratory.

AMERICAN ENVIRONMENTAL TESTING LABORATORY
2834 North Naomi Street Burbank, CA 91504 • ELAP# 1541 & 2402 • LACSD# 10181
TEL (888) 288-AETL • (818) 845-8200 • www.aetlab.com
A KYZER LABS COMPANY

NV5	AETL Job Number:	BBJ0304	Site:	Cabrillo ES
3777 Long Beach Boulevard, Annex Building	Project Number:	[none]		
Long Beach, CA 90807	Attention:	Jonathan Barkman		
	Project Name:	Cabrillo ES PCB	Reported:	11/02/2020 14:27

Analytical Results

Client ID: D-13
Lab ID: BBJ0304-13 (Solid) **Sampled:** 10/22/20 12:20

PCBs

Method: EPA 8082

Analyte	Result	Qualifier	Dilution	MDL	RL	Units	Prepared Date/Time	Analyzed Date/Time	Batch	Analyst Initials	Prep. Method
Aroclor-1016 (PCB-1016)	ND	D	5	100	250	ug/kg	10/26/20 12:31	10/27/20 23:08	B0J0627	ATS	3540C
Aroclor-1221 (PCB-1221)	ND	D	5	100	250	ug/kg	10/26/20 12:31	10/27/20 23:08	B0J0627	ATS	3540C
Aroclor-1232 (PCB-1232)	ND	D	5	100	250	ug/kg	10/26/20 12:31	10/27/20 23:08	B0J0627	ATS	3540C
Aroclor-1242 (PCB-1242)	ND	D	5	100	250	ug/kg	10/26/20 12:31	10/27/20 23:08	B0J0627	ATS	3540C
Aroclor-1248 (PCB-1248)	ND	D	5	100	250	ug/kg	10/26/20 12:31	10/27/20 23:08	B0J0627	ATS	3540C
Aroclor-1254 (PCB-1254)	ND	D	5	100	250	ug/kg	10/26/20 12:31	10/27/20 23:08	B0J0627	ATS	3540C
Aroclor-1260 (PCB-1260)	ND	D	5	100	250	ug/kg	10/26/20 12:31	10/27/20 23:08	B0J0627	ATS	3540C
Aroclor-1262 (PCB-1262)	ND	D	5	100	250	ug/kg	10/26/20 12:31	10/27/20 23:08	B0J0627	ATS	3540C
Aroclor-1268 (PCB-1268)	ND	D	5	100	250	ug/kg	10/26/20 12:31	10/27/20 23:08	B0J0627	ATS	3540C
	Recovery				Acceptance Criteria						
Surrogate: Decachlorobiphenyl	*104%*				*30-150*		10/26/20 12:31	*10/27/20 23:08*	B0J0627	*ATS*	3540C
Surrogate: Tetrachloro-m-xylene	*40.4%*				*30-150*		10/26/20 12:31	*10/27/20 23:08*	B0J0627	*ATS*	3540C

The contents of this report apply to the sample(s) analyzed in accordance with the chain of custody document.
No duplication of this report is allowed, except in its entirety without written approval of the laboratory.

AMERICAN ENVIRONMENTAL TESTING LABORATORY
2834 North Naomi Street Burbank, CA 91504 • ELAP# 1541 & 2402 • LACSD# 10181
TEL (888) 288-AETL • (818) 845-8200 • www.aetlab.com
A KYZER LABS COMPANY

NV5	AETL Job Number:	BBJ0304	Site:	Cabrillo ES
3777 Long Beach Boulevard, Annex Building	Project Number:	[none]		
Long Beach, CA 90807	Attention:	Jonathan Barkman		
	Project Name:	Cabrillo ES PCB	Reported:	11/02/2020 14:27

Analytical Results

Client ID: D-14
Lab ID: BBJ0304-14 (Solid) **Sampled:** 10/22/20 12:25

PCBs

Method: EPA 8082

Analyte	Result	Qualifier	Dilution	MDL	RL	Units	Prepared Date/Time	Analyzed Date/Time	Batch	Analyst Initials	Prep. Method
Aroclor-1016 (PCB-1016)	ND	D	10	100	250	ug/kg	10/26/20 12:31	10/27/20 23:27	B0J0627	ATS	3540C
Aroclor-1221 (PCB-1221)	ND	D	10	100	250	ug/kg	10/26/20 12:31	10/27/20 23:27	B0J0627	ATS	3540C
Aroclor-1232 (PCB-1232)	ND	D	10	100	250	ug/kg	10/26/20 12:31	10/27/20 23:27	B0J0627	ATS	3540C
Aroclor-1242 (PCB-1242)	ND	D	10	100	250	ug/kg	10/26/20 12:31	10/27/20 23:27	B0J0627	ATS	3540C
Aroclor-1248 (PCB-1248)	ND	D	10	100	250	ug/kg	10/26/20 12:31	10/27/20 23:27	B0J0627	ATS	3540C
Aroclor-1254 (PCB-1254)	ND	D	10	100	250	ug/kg	10/26/20 12:31	10/27/20 23:27	B0J0627	ATS	3540C
Aroclor-1260 (PCB-1260)	ND	D	10	100	250	ug/kg	10/26/20 12:31	10/27/20 23:27	B0J0627	ATS	3540C
Aroclor-1262 (PCB-1262)	ND	D	10	100	250	ug/kg	10/26/20 12:31	10/27/20 23:27	B0J0627	ATS	3540C
Aroclor-1268 (PCB-1268)	ND	D	10	100	250	ug/kg	10/26/20 12:31	10/27/20 23:27	B0J0627	ATS	3540C
	Recovery				Acceptance Criteria						
Surrogate: Decachlorobiphenyl	*53.5%*				*30-150*		10/26/20 12:31	*10/27/20 23:27*	B0J0627	*ATS*	3540C
Surrogate: Tetrachloro-m-xylene	*84.0%*				*30-150*		10/26/20 12:31	*10/27/20 23:27*	B0J0627	*ATS*	3540C

The contents of this report apply to the sample(s) analyzed in accordance with the chain of custody document.
No duplication of this report is allowed, except in its entirety without written approval of the laboratory.

AMERICAN ENVIRONMENTAL TESTING LABORATORY
2834 North Naomi Street Burbank, CA 91504 • ELAP# 1541 & 2402 • LACSD# 10181
TEL (888) 288-AETL • (818) 845-8200 • www.aetlab.com
A KYZER LABS COMPANY

NV5	AETL Job Number:	BBJ0304	Site:	Cabrillo ES
3777 Long Beach Boulevard, Annex Building	Project Number:	[none]		
Long Beach, CA 90807	Attention:	Jonathan Barkman		
	Project Name:	Cabrillo ES PCB	Reported:	11/02/2020 14:27

Analytical Results

Client ID: D-15
Lab ID: BBJ0304-15 (Solid) **Sampled:** 10/22/20 12:30

PCBs

Method: EPA 8082

Analyte	Result	Qualifier	Dilution	MDL	RL	Units	Prepared Date/Time	Analyzed Date/Time	Batch	Analyst Initials	Prep. Method
Aroclor-1016 (PCB-1016)	ND	D	5	100	250	ug/kg	10/26/20 12:31	10/27/20 23:46	B0J0627	ATS	3540C
Aroclor-1221 (PCB-1221)	ND	D	5	100	250	ug/kg	10/26/20 12:31	10/27/20 23:46	B0J0627	ATS	3540C
Aroclor-1232 (PCB-1232)	ND	D	5	100	250	ug/kg	10/26/20 12:31	10/27/20 23:46	B0J0627	ATS	3540C
Aroclor-1242 (PCB-1242)	ND	D	5	100	250	ug/kg	10/26/20 12:31	10/27/20 23:46	B0J0627	ATS	3540C
Aroclor-1248 (PCB-1248)	ND	D	5	100	250	ug/kg	10/26/20 12:31	10/27/20 23:46	B0J0627	ATS	3540C
Aroclor-1254 (PCB-1254)	ND	D	5	100	250	ug/kg	10/26/20 12:31	10/27/20 23:46	B0J0627	ATS	3540C
Aroclor-1260 (PCB-1260)	ND	D	5	100	250	ug/kg	10/26/20 12:31	10/27/20 23:46	B0J0627	ATS	3540C
Aroclor-1262 (PCB-1262)	ND	D	5	100	250	ug/kg	10/26/20 12:31	10/27/20 23:46	B0J0627	ATS	3540C
Aroclor-1268 (PCB-1268)	ND	D	5	100	250	ug/kg	10/26/20 12:31	10/27/20 23:46	B0J0627	ATS	3540C
	Recovery				Acceptance Criteria						
Surrogate: Decachlorobiphenyl	*79.2%*				*30-150*		10/26/20 12:31	*10/27/20 23:46*	B0J0627	*ATS*	3540C
Surrogate: Tetrachloro-m-xylene	*85.1%*				*30-150*		10/26/20 12:31	*10/27/20 23:46*	B0J0627	*ATS*	3540C

The contents of this report apply to the sample(s) analyzed in accordance with the chain of custody document.
No duplication of this report is allowed, except in its entirety without written approval of the laboratory.

AMERICAN ENVIRONMENTAL TESTING LABORATORY
2834 North Naomi Street Burbank, CA 91504 • ELAP# 1541 & 2402 • LACSD# 10181
TEL (888) 288-AETL • (818) 845-8200 • www.aetlab.com
A KYZER LABS COMPANY

NV5	AETL Job Number:	BBJ0304	Site:	Cabrillo ES
3777 Long Beach Boulevard, Annex Building	Project Number:	[none]		
Long Beach, CA 90807	Attention:	Jonathan Barkman		
	Project Name:	Cabrillo ES PCB	Reported:	11/02/2020 14:27

Analytical Results

Client ID: D-16
Lab ID: BBJ0304-16 (Solid) **Sampled:** 10/22/20 12:35

PCBs

Method: EPA 8082

Analyte	Result	Qualifier	Dilution	MDL	RL	Units	Prepared Date/Time	Analyzed Date/Time	Batch	Analyst Initials	Prep. Method
Aroclor-1016 (PCB-1016)	ND		1	10.0	25.0	ug/kg	10/26/20 12:31	10/28/20 00:06	B0J0627	ATS	3540C
Aroclor-1221 (PCB-1221)	ND		1	10.0	25.0	ug/kg	10/26/20 12:31	10/28/20 00:06	B0J0627	ATS	3540C
Aroclor-1232 (PCB-1232)	ND		1	10.0	25.0	ug/kg	10/26/20 12:31	10/28/20 00:06	B0J0627	ATS	3540C
Aroclor-1242 (PCB-1242)	ND		1	10.0	25.0	ug/kg	10/26/20 12:31	10/28/20 00:06	B0J0627	ATS	3540C
Aroclor-1248 (PCB-1248)	ND		1	10.0	25.0	ug/kg	10/26/20 12:31	10/28/20 00:06	B0J0627	ATS	3540C
Aroclor-1254 (PCB-1254)	ND		1	10.0	25.0	ug/kg	10/26/20 12:31	10/28/20 00:06	B0J0627	ATS	3540C
Aroclor-1260 (PCB-1260)	ND		1	10.0	25.0	ug/kg	10/26/20 12:31	10/28/20 00:06	B0J0627	ATS	3540C
Aroclor-1262 (PCB-1262)	ND		1	10.0	25.0	ug/kg	10/26/20 12:31	10/28/20 00:06	B0J0627	ATS	3540C
Aroclor-1268 (PCB-1268)	ND		1	10.0	25.0	ug/kg	10/26/20 12:31	10/28/20 00:06	B0J0627	ATS	3540C
	Recovery				Acceptance Criteria						
Surrogate: Decachlorobiphenyl	*101%*				*30-150*		10/26/20 12:31	*10/28/20 00:06*	B0J0627	*ATS*	3540C
Surrogate: Tetrachloro-m-xylene	*82.9%*				*30-150*		10/26/20 12:31	*10/28/20 00:06*	B0J0627	*ATS*	3540C

The contents of this report apply to the sample(s) analyzed in accordance with the chain of custody document.
No duplication of this report is allowed, except in its entirety without written approval of the laboratory.

AMERICAN ENVIRONMENTAL TESTING LABORATORY
2834 North Naomi Street Burbank, CA 91504 • ELAP# 1541 & 2402 • LACSD# 10181
TEL (888) 288-AETL • (818) 845-8200 • www.aetlab.com
A KYZER LABS COMPANY

NV5	AETL Job Number:	BBJ0304	Site:	Cabrillo ES
3777 Long Beach Boulevard, Annex Building	Project Number:	[none]		
Long Beach, CA 90807	Attention:	Jonathan Barkman		
	Project Name:	Cabrillo ES PCB	Reported:	11/02/2020 14:27

Analytical Results

Client ID: D-17
Lab ID: BBJ0304-17 (Solid) **Sampled:** 10/22/20 12:40

PCBs

Method: EPA 8082

Analyte	Result	Qualifier	Dilution	MDL	RL	Units	Prepared Date/Time	Analyzed Date/Time	Batch	Analyst Initials	Prep. Method
Aroclor-1016 (PCB-1016)	ND		1	10.0	25.0	ug/kg	10/26/20 12:31	10/28/20 00:25	B0J0627	ATS	3540C
Aroclor-1221 (PCB-1221)	ND		1	10.0	25.0	ug/kg	10/26/20 12:31	10/28/20 00:25	B0J0627	ATS	3540C
Aroclor-1232 (PCB-1232)	ND		1	10.0	25.0	ug/kg	10/26/20 12:31	10/28/20 00:25	B0J0627	ATS	3540C
Aroclor-1242 (PCB-1242)	ND		1	10.0	25.0	ug/kg	10/26/20 12:31	10/28/20 00:25	B0J0627	ATS	3540C
Aroclor-1248 (PCB-1248)	ND		1	10.0	25.0	ug/kg	10/26/20 12:31	10/28/20 00:25	B0J0627	ATS	3540C
Aroclor-1254 (PCB-1254)	ND		1	10.0	25.0	ug/kg	10/26/20 12:31	10/28/20 00:25	B0J0627	ATS	3540C
Aroclor-1260 (PCB-1260)	ND		1	10.0	25.0	ug/kg	10/26/20 12:31	10/28/20 00:25	B0J0627	ATS	3540C
Aroclor-1262 (PCB-1262)	ND		1	10.0	25.0	ug/kg	10/26/20 12:31	10/28/20 00:25	B0J0627	ATS	3540C
Aroclor-1268 (PCB-1268)	ND		1	10.0	25.0	ug/kg	10/26/20 12:31	10/28/20 00:25	B0J0627	ATS	3540C
	Recovery				Acceptance Criteria						
Surrogate: Decachlorobiphenyl	*115%*				*30-150*		10/26/20 12:31	*10/28/20 00:25*	B0J0627	*ATS*	3540C
Surrogate: Tetrachloro-m-xylene	*141%*				*30-150*		10/26/20 12:31	*10/28/20 00:25*	B0J0627	*ATS*	3540C

The contents of this report apply to the sample(s) analyzed in accordance with the chain of custody document.
No duplication of this report is allowed, except in its entirety without written approval of the laboratory.

AMERICAN ENVIRONMENTAL TESTING LABORATORY
2834 North Naomi Street Burbank, CA 91504 • ELAP# 1541 & 2402 • LACSD# 10181
TEL (888) 288-AETL • (818) 845-8200 • www.aetlab.com
A KYZER LABS COMPANY

NV5	AETL Job Number:	BBJ0304	Site:	Cabrillo ES
3777 Long Beach Boulevard, Annex Building	Project Number:	[none]		
Long Beach, CA 90807	Attention:	Jonathan Barkman		
	Project Name:	Cabrillo ES PCB	Reported:	11/02/2020 14:27

Analytical Results

Client ID: D-18
Lab ID: BBJ0304-18 (Solid) **Sampled:** 10/22/20 12:45

PCBs

Method: EPA 8082

Analyte	Result	Qualifier	Dilution	MDL	RL	Units	Prepared Date/Time	Analyzed Date/Time	Batch	Analyst Initials	Prep. Method
Aroclor-1016 (PCB-1016)	ND		1	20.0	50.0	ug/kg	10/26/20 12:31	10/28/20 00:45	B0J0627	ATS	3540C
Aroclor-1221 (PCB-1221)	ND		1	20.0	50.0	ug/kg	10/26/20 12:31	10/28/20 00:45	B0J0627	ATS	3540C
Aroclor-1232 (PCB-1232)	ND		1	20.0	50.0	ug/kg	10/26/20 12:31	10/28/20 00:45	B0J0627	ATS	3540C
Aroclor-1242 (PCB-1242)	ND		1	20.0	50.0	ug/kg	10/26/20 12:31	10/28/20 00:45	B0J0627	ATS	3540C
Aroclor-1248 (PCB-1248)	ND		1	20.0	50.0	ug/kg	10/26/20 12:31	10/28/20 00:45	B0J0627	ATS	3540C
Aroclor-1254 (PCB-1254)	ND		1	20.0	50.0	ug/kg	10/26/20 12:31	10/28/20 00:45	B0J0627	ATS	3540C
Aroclor-1260 (PCB-1260)	ND		1	20.0	50.0	ug/kg	10/26/20 12:31	10/28/20 00:45	B0J0627	ATS	3540C
Aroclor-1262 (PCB-1262)	ND		1	20.0	50.0	ug/kg	10/26/20 12:31	10/28/20 00:45	B0J0627	ATS	3540C
Aroclor-1268 (PCB-1268)	ND		1	20.0	50.0	ug/kg	10/26/20 12:31	10/28/20 00:45	B0J0627	ATS	3540C
	Recovery				Acceptance Criteria						
Surrogate: Decachlorobiphenyl	*128%*				*30-150*		10/26/20 12:31	*10/28/20 00:45*	B0J0627	*ATS*	3540C
Surrogate: Tetrachloro-m-xylene	*61.8%*				*30-150*		10/26/20 12:31	*10/28/20 00:45*	B0J0627	*ATS*	3540C

The contents of this report apply to the sample(s) analyzed in accordance with the chain of custody document.
No duplication of this report is allowed, except in its entirety without written approval of the laboratory.

AMERICAN ENVIRONMENTAL TESTING LABORATORY
2834 North Naomi Street Burbank, CA 91504 • ELAP# 1541 & 2402 • LACSD# 10181
TEL (888) 288-AETL • (818) 845-8200 • www.aetlab.com
A KYZER LABS COMPANY

NV5	AETL Job Number:	BBJ0304	Site:	Cabrillo ES
3777 Long Beach Boulevard, Annex Building	Project Number:	[none]		
Long Beach, CA 90807	Attention:	Jonathan Barkman		
	Project Name:	Cabrillo ES PCB	Reported:	11/02/2020 14:27

Analytical Results

Client ID: D-19
Lab ID: BBJ0304-19 (Solid) **Sampled:** 10/22/20 13:00

PCBs

Method: EPA 8082

Analyte	Result	Qualifier	Dilution	MDL	RL	Units	Prepared Date/Time	Analyzed Date/Time	Batch	Analyst Initials	Prep. Method
Aroclor-1016 (PCB-1016)	ND		1	20.0	50.0	ug/kg	10/26/20 12:31	10/28/20 01:04	B0J0627	ATS	3540C
Aroclor-1221 (PCB-1221)	ND		1	20.0	50.0	ug/kg	10/26/20 12:31	10/28/20 01:04	B0J0627	ATS	3540C
Aroclor-1232 (PCB-1232)	ND		1	20.0	50.0	ug/kg	10/26/20 12:31	10/28/20 01:04	B0J0627	ATS	3540C
Aroclor-1242 (PCB-1242)	ND		1	20.0	50.0	ug/kg	10/26/20 12:31	10/28/20 01:04	B0J0627	ATS	3540C
Aroclor-1248 (PCB-1248)	ND		1	20.0	50.0	ug/kg	10/26/20 12:31	10/28/20 01:04	B0J0627	ATS	3540C
Aroclor-1254 (PCB-1254)	ND		1	20.0	50.0	ug/kg	10/26/20 12:31	10/28/20 01:04	B0J0627	ATS	3540C
Aroclor-1260 (PCB-1260)	ND		1	20.0	50.0	ug/kg	10/26/20 12:31	10/28/20 01:04	B0J0627	ATS	3540C
Aroclor-1262 (PCB-1262)	ND		1	20.0	50.0	ug/kg	10/26/20 12:31	10/28/20 01:04	B0J0627	ATS	3540C
Aroclor-1268 (PCB-1268)	ND		1	20.0	50.0	ug/kg	10/26/20 12:31	10/28/20 01:04	B0J0627	ATS	3540C
	Recovery				Acceptance Criteria						
Surrogate: Decachlorobiphenyl	*100%*				*30-150*		10/26/20 12:31	*10/28/20 01:04*	B0J0627	*ATS*	3540C
Surrogate: Tetrachloro-m-xylene	*91.0%*				*30-150*		10/26/20 12:31	*10/28/20 01:04*	B0J0627	*ATS*	3540C

The contents of this report apply to the sample(s) analyzed in accordance with the chain of custody document.
No duplication of this report is allowed, except in its entirety without written approval of the laboratory.

AMERICAN ENVIRONMENTAL TESTING LABORATORY
2834 North Naomi Street Burbank, CA 91504 • ELAP# 1541 & 2402 • LACSD# 10181
TEL (888) 288-AETL • (818) 845-8200 • www.aetlab.com
A KYZER LABS COMPANY

NV5	AETL Job Number:	BBJ0304	Site:	Cabrillo ES
3777 Long Beach Boulevard, Annex Building	Project Number:	[none]		
Long Beach, CA 90807	Attention:	Jonathan Barkman		
	Project Name:	Cabrillo ES PCB	Reported:	11/02/2020 14:27

Analytical Results

Client ID: D-20
Lab ID: BBJ0304-20 (Solid) **Sampled:** 10/22/20 13:05

Analyte	Result	Qualifier	Dilution	MDL	RL	Units	Prepared Date/Time	Analyzed Date/Time	Batch	Analyst Initials	Prep. Method
PCBs											
Method: EPA 8082											
Aroclor-1016 (PCB-1016)	ND		1	20.0	50.0	ug/kg	10/26/20 12:31	10/28/20 01:23	B0J0627	ATS	3540C
Aroclor-1221 (PCB-1221)	ND		1	20.0	50.0	ug/kg	10/26/20 12:31	10/28/20 01:23	B0J0627	ATS	3540C
Aroclor-1232 (PCB-1232)	ND		1	20.0	50.0	ug/kg	10/26/20 12:31	10/28/20 01:23	B0J0627	ATS	3540C
Aroclor-1242 (PCB-1242)	ND		1	20.0	50.0	ug/kg	10/26/20 12:31	10/28/20 01:23	B0J0627	ATS	3540C
Aroclor-1248 (PCB-1248)	ND		1	20.0	50.0	ug/kg	10/26/20 12:31	10/28/20 01:23	B0J0627	ATS	3540C
Aroclor-1254 (PCB-1254)	ND		1	20.0	50.0	ug/kg	10/26/20 12:31	10/28/20 01:23	B0J0627	ATS	3540C
Aroclor-1260 (PCB-1260)	ND		1	20.0	50.0	ug/kg	10/26/20 12:31	10/28/20 01:23	B0J0627	ATS	3540C
Aroclor-1262 (PCB-1262)	ND		1	20.0	50.0	ug/kg	10/26/20 12:31	10/28/20 01:23	B0J0627	ATS	3540C
Aroclor-1268 (PCB-1268)	ND		1	20.0	50.0	ug/kg	10/26/20 12:31	10/28/20 01:23	B0J0627	ATS	3540C
	Recovery				Acceptance Criteria						
Surrogate: Decachlorobiphenyl	*106%*				*30-150*		10/26/20 12:31	*10/28/20 01:23*	B0J0627	*ATS*	3540C
Surrogate: Tetrachloro-m-xylene	*134%*				*30-150*		10/26/20 12:31	*10/28/20 01:23*	B0J0627	*ATS*	3540C

The contents of this report apply to the sample(s) analyzed in accordance with the chain of custody document.
No duplication of this report is allowed, except in its entirety without written approval of the laboratory.

AMERICAN ENVIRONMENTAL TESTING LABORATORY
2834 North Naomi Street Burbank, CA 91504 • ELAP# 1541 & 2402 • LACSD# 10181
TEL (888) 288-AETL • (818) 845-8200 • www.aetlab.com
A KYZER LABS COMPANY

NV5	AETL Job Number:	BBJ0304	Site:	Cabrillo ES
3777 Long Beach Boulevard, Annex Building	Project Number:	[none]		
Long Beach, CA 90807	Attention:	Jonathan Barkman		
	Project Name:	Cabrillo ES PCB	Reported:	11/02/2020 14:27

Analytical Results

Client ID: D-21
Lab ID: BBJ0304-21 (Solid) **Sampled:** 10/22/20 13:10

PCBs

Method: EPA 8082

Analyte	Result	Qualifier	Dilution	MDL	RL	Units	Prepared Date/Time	Analyzed Date/Time	Batch	Analyst Initials	Prep. Method
Aroclor-1016 (PCB-1016)	ND		1	20.0	50.0	ug/kg	10/27/20 12:14	10/28/20 19:49	B0J0653	ATS	3540C
Aroclor-1221 (PCB-1221)	ND		1	20.0	50.0	ug/kg	10/27/20 12:14	10/28/20 19:49	B0J0653	ATS	3540C
Aroclor-1232 (PCB-1232)	ND		1	20.0	50.0	ug/kg	10/27/20 12:14	10/28/20 19:49	B0J0653	ATS	3540C
Aroclor-1242 (PCB-1242)	ND		1	20.0	50.0	ug/kg	10/27/20 12:14	10/28/20 19:49	B0J0653	ATS	3540C
Aroclor-1248 (PCB-1248)	ND		1	20.0	50.0	ug/kg	10/27/20 12:14	10/28/20 19:49	B0J0653	ATS	3540C
Aroclor-1254 (PCB-1254)	ND		1	20.0	50.0	ug/kg	10/27/20 12:14	10/28/20 19:49	B0J0653	ATS	3540C
Aroclor-1260 (PCB-1260)	ND		1	20.0	50.0	ug/kg	10/27/20 12:14	10/28/20 19:49	B0J0653	ATS	3540C
Aroclor-1262 (PCB-1262)	ND		1	20.0	50.0	ug/kg	10/27/20 12:14	10/28/20 19:49	B0J0653	ATS	3540C
Aroclor-1268 (PCB-1268)	ND		1	20.0	50.0	ug/kg	10/27/20 12:14	10/28/20 19:49	B0J0653	ATS	3540C
	Recovery				Acceptance Criteria						
Surrogate: Decachlorobiphenyl	*145%*				*30-150*		10/27/20 12:14	*10/28/20 19:49*	B0J0653	*ATS*	3540C
Surrogate: Tetrachloro-m-xylene	*136%*				*30-150*		10/27/20 12:14	*10/28/20 19:49*	B0J0653	*ATS*	3540C

The contents of this report apply to the sample(s) analyzed in accordance with the chain of custody document.
No duplication of this report is allowed, except in its entirety without written approval of the laboratory.

AMERICAN ENVIRONMENTAL TESTING LABORATORY
2834 North Naomi Street Burbank, CA 91504 • ELAP# 1541 & 2402 • LACSD# 10181
TEL (888) 288-AETL • (818) 845-8200 • www.aetlab.com
A KYZER LABS COMPANY

NV5	AETL Job Number:	BBJ0304	Site:	Cabrillo ES
3777 Long Beach Boulevard, Annex Building	Project Number:	[none]		
Long Beach, CA 90807	Attention:	Jonathan Barkman		
	Project Name:	Cabrillo ES PCB	Reported:	11/02/2020 14:27

Analytical Results

Client ID: D-22
Lab ID: BBJ0304-22 (Solid) **Sampled:** 10/22/20 13:20

PCBs

Method: EPA 8082

Analyte	Result	Qualifier	Dilution	MDL	RL	Units	Prepared Date/Time	Analyzed Date/Time	Batch	Analyst Initials	Prep. Method
Aroclor-1016 (PCB-1016)	ND		1	20.0	50.0	ug/kg	10/27/20 12:14	10/28/20 20:09	B0J0653	ATS	3540C
Aroclor-1221 (PCB-1221)	ND		1	20.0	50.0	ug/kg	10/27/20 12:14	10/28/20 20:09	B0J0653	ATS	3540C
Aroclor-1232 (PCB-1232)	ND		1	20.0	50.0	ug/kg	10/27/20 12:14	10/28/20 20:09	B0J0653	ATS	3540C
Aroclor-1242 (PCB-1242)	ND		1	20.0	50.0	ug/kg	10/27/20 12:14	10/28/20 20:09	B0J0653	ATS	3540C
Aroclor-1248 (PCB-1248)	ND		1	20.0	50.0	ug/kg	10/27/20 12:14	10/28/20 20:09	B0J0653	ATS	3540C
Aroclor-1254 (PCB-1254)	ND		1	20.0	50.0	ug/kg	10/27/20 12:14	10/28/20 20:09	B0J0653	ATS	3540C
Aroclor-1260 (PCB-1260)	ND		1	20.0	50.0	ug/kg	10/27/20 12:14	10/28/20 20:09	B0J0653	ATS	3540C
Aroclor-1262 (PCB-1262)	ND		1	20.0	50.0	ug/kg	10/27/20 12:14	10/28/20 20:09	B0J0653	ATS	3540C
Aroclor-1268 (PCB-1268)	ND		1	20.0	50.0	ug/kg	10/27/20 12:14	10/28/20 20:09	B0J0653	ATS	3540C
	Recovery				Acceptance Criteria						
Surrogate: Decachlorobiphenyl	*116%*				*30-150*		10/27/20 12:14	*10/28/20 20:09*	B0J0653	*ATS*	3540C
Surrogate: Tetrachloro-m-xylene	*104%*				*30-150*		10/27/20 12:14	*10/28/20 20:09*	B0J0653	*ATS*	3540C

The contents of this report apply to the sample(s) analyzed in accordance with the chain of custody document.
No duplication of this report is allowed, except in its entirety without written approval of the laboratory.

AMERICAN ENVIRONMENTAL TESTING LABORATORY
2834 North Naomi Street Burbank, CA 91504 • ELAP# 1541 & 2402 • LACSD# 10181
TEL (888) 288-AETL • (818) 845-8200 • www.aetlab.com
A KYZER LABS COMPANY

NV5	AETL Job Number:	BBJ0304	Site:	Cabrillo ES
3777 Long Beach Boulevard, Annex Building	Project Number:	[none]		
Long Beach, CA 90807	Attention:	Jonathan Barkman		
	Project Name:	Cabrillo ES PCB	Reported:	11/02/2020 14:27

Analytical Results

Client ID: D-23
Lab ID: BBJ0304-23 (Solid) **Sampled:** 10/22/20 13:25

Analyte	Result	Qualifier	Dilution	MDL	RL	Units	Prepared Date/Time	Analyzed Date/Time	Batch	Analyst Initials	Prep. Method
PCBs											
Method: EPA 8082											
Aroclor-1016 (PCB-1016)	ND		1	20.0	50.0	ug/kg	10/27/20 12:14	10/28/20 20:28	B0J0653	ATS	3540C
Aroclor-1221 (PCB-1221)	ND		1	20.0	50.0	ug/kg	10/27/20 12:14	10/28/20 20:28	B0J0653	ATS	3540C
Aroclor-1232 (PCB-1232)	ND		1	20.0	50.0	ug/kg	10/27/20 12:14	10/28/20 20:28	B0J0653	ATS	3540C
Aroclor-1242 (PCB-1242)	ND		1	20.0	50.0	ug/kg	10/27/20 12:14	10/28/20 20:28	B0J0653	ATS	3540C
Aroclor-1248 (PCB-1248)	ND		1	20.0	50.0	ug/kg	10/27/20 12:14	10/28/20 20:28	B0J0653	ATS	3540C
Aroclor-1254 (PCB-1254)	ND		1	20.0	50.0	ug/kg	10/27/20 12:14	10/28/20 20:28	B0J0653	ATS	3540C
Aroclor-1260 (PCB-1260)	ND		1	20.0	50.0	ug/kg	10/27/20 12:14	10/28/20 20:28	B0J0653	ATS	3540C
Aroclor-1262 (PCB-1262)	ND		1	20.0	50.0	ug/kg	10/27/20 12:14	10/28/20 20:28	B0J0653	ATS	3540C
Aroclor-1268 (PCB-1268)	ND		1	20.0	50.0	ug/kg	10/27/20 12:14	10/28/20 20:28	B0J0653	ATS	3540C
	Recovery				Acceptance Criteria						
Surrogate: Decachlorobiphenyl	*118%*				*30-150*		10/27/20 12:14	*10/28/20 20:28*	B0J0653	*ATS*	3540C
Surrogate: Tetrachloro-m-xylene	*108%*				*30-150*		10/27/20 12:14	*10/28/20 20:28*	B0J0653	*ATS*	3540C

The contents of this report apply to the sample(s) analyzed in accordance with the chain of custody document.
No duplication of this report is allowed, except in its entirety without written approval of the laboratory.

AMERICAN ENVIRONMENTAL TESTING LABORATORY
2834 North Naomi Street Burbank, CA 91504 • ELAP# 1541 & 2402 • LACSD# 10181
TEL (888) 288-AETL • (818) 845-8200 • www.aetlab.com
A KYZER LABS COMPANY

NV5	AETL Job Number:	BBJ0304	Site:	Cabrillo ES
3777 Long Beach Boulevard, Annex Building	Project Number:	[none]		
Long Beach, CA 90807	Attention:	Jonathan Barkman		
	Project Name:	Cabrillo ES PCB	Reported:	11/02/2020 14:27

Analytical Results

Client ID: D-24
Lab ID: BBJ0304-24 (Solid) **Sampled:** 10/22/20 13:30

PCBs

Method: EPA 8082

Analyte	Result	Qualifier	Dilution	MDL	RL	Units	Prepared Date/Time	Analyzed Date/Time	Batch	Analyst Initials	Prep. Method
Aroclor-1016 (PCB-1016)	ND		1	20.0	50.0	ug/kg	10/27/20 12:14	10/28/20 20:48	B0J0653	ATS	3540C
Aroclor-1221 (PCB-1221)	ND		1	20.0	50.0	ug/kg	10/27/20 12:14	10/28/20 20:48	B0J0653	ATS	3540C
Aroclor-1232 (PCB-1232)	ND		1	20.0	50.0	ug/kg	10/27/20 12:14	10/28/20 20:48	B0J0653	ATS	3540C
Aroclor-1242 (PCB-1242)	ND		1	20.0	50.0	ug/kg	10/27/20 12:14	10/28/20 20:48	B0J0653	ATS	3540C
Aroclor-1248 (PCB-1248)	ND		1	20.0	50.0	ug/kg	10/27/20 12:14	10/28/20 20:48	B0J0653	ATS	3540C
Aroclor-1254 (PCB-1254)	ND		1	20.0	50.0	ug/kg	10/27/20 12:14	10/28/20 20:48	B0J0653	ATS	3540C
Aroclor-1260 (PCB-1260)	ND		1	20.0	50.0	ug/kg	10/27/20 12:14	10/28/20 20:48	B0J0653	ATS	3540C
Aroclor-1262 (PCB-1262)	ND		1	20.0	50.0	ug/kg	10/27/20 12:14	10/28/20 20:48	B0J0653	ATS	3540C
Aroclor-1268 (PCB-1268)	ND		1	20.0	50.0	ug/kg	10/27/20 12:14	10/28/20 20:48	B0J0653	ATS	3540C
	Recovery				Acceptance Criteria						
Surrogate: Decachlorobiphenyl	*66.0%*				*30-150*		10/27/20 12:14	*10/28/20 20:48*	B0J0653	*ATS*	3540C
Surrogate: Tetrachloro-m-xylene	*83.6%*				*30-150*		10/27/20 12:14	*10/28/20 20:48*	B0J0653	*ATS*	3540C

The contents of this report apply to the sample(s) analyzed in accordance with the chain of custody document.
No duplication of this report is allowed, except in its entirety without written approval of the laboratory.

AMERICAN ENVIRONMENTAL TESTING LABORATORY
2834 North Naomi Street Burbank, CA 91504 • ELAP# 1541 & 2402 • LACSD# 10181
TEL (888) 288-AETL • (818) 845-8200 • www.aetlab.com
A KYZER LABS COMPANY

NV5	AETL Job Number:	BBJ0304	Site:	Cabrillo ES
3777 Long Beach Boulevard, Annex Building	Project Number:	[none]		
Long Beach, CA 90807	Attention:	Jonathan Barkman		
	Project Name:	Cabrillo ES PCB	Reported:	11/02/2020 14:27

Analytical Results

Client ID: D-25
Lab ID: BBJ0304-25 (Solid) **Sampled:** 10/23/20 8:05

PCBs

Method: EPA 8082

Analyte	Result	Qualifier	Dilution	MDL	RL	Units	Prepared Date/Time	Analyzed Date/Time	Batch	Analyst Initials	Prep. Method
Aroclor-1016 (PCB-1016)	ND		1	20.0	50.0	ug/kg	10/27/20 12:14	10/28/20 21:07	B0J0653	ATS	3540C
Aroclor-1221 (PCB-1221)	ND		1	20.0	50.0	ug/kg	10/27/20 12:14	10/28/20 21:07	B0J0653	ATS	3540C
Aroclor-1232 (PCB-1232)	ND		1	20.0	50.0	ug/kg	10/27/20 12:14	10/28/20 21:07	B0J0653	ATS	3540C
Aroclor-1242 (PCB-1242)	ND		1	20.0	50.0	ug/kg	10/27/20 12:14	10/28/20 21:07	B0J0653	ATS	3540C
Aroclor-1248 (PCB-1248)	ND		1	20.0	50.0	ug/kg	10/27/20 12:14	10/28/20 21:07	B0J0653	ATS	3540C
Aroclor-1254 (PCB-1254)	ND		1	20.0	50.0	ug/kg	10/27/20 12:14	10/28/20 21:07	B0J0653	ATS	3540C
Aroclor-1260 (PCB-1260)	ND		1	20.0	50.0	ug/kg	10/27/20 12:14	10/28/20 21:07	B0J0653	ATS	3540C
Aroclor-1262 (PCB-1262)	ND		1	20.0	50.0	ug/kg	10/27/20 12:14	10/28/20 21:07	B0J0653	ATS	3540C
Aroclor-1268 (PCB-1268)	ND		1	20.0	50.0	ug/kg	10/27/20 12:14	10/28/20 21:07	B0J0653	ATS	3540C
	Recovery				Acceptance Criteria						
Surrogate: Decachlorobiphenyl	*106%*				*30-150*		10/27/20 12:14	*10/28/20 21:07*	B0J0653	*ATS*	3540C
Surrogate: Tetrachloro-m-xylene	*82.7%*				*30-150*		10/27/20 12:14	*10/28/20 21:07*	B0J0653	*ATS*	3540C

The contents of this report apply to the sample(s) analyzed in accordance with the chain of custody document.
No duplication of this report is allowed, except in its entirety without written approval of the laboratory.

AMERICAN ENVIRONMENTAL TESTING LABORATORY
2834 North Naomi Street Burbank, CA 91504 • ELAP# 1541 & 2402 • LACSD# 10181
TEL (888) 288-AETL • (818) 845-8200 • www.aetlab.com
A KYZER LABS COMPANY

NV5	AETL Job Number:	BBJ0304	Site:	Cabrillo ES	
3777 Long Beach Boulevard, Annex Building	Project Number:	[none]			
Long Beach, CA 90807	Attention:	Jonathan Barkman			
	Project Name:	Cabrillo ES PCB	Reported:	11/02/2020 14:27	

Analytical Results

Client ID: D-26
Lab ID: BBJ0304-26 (Solid) **Sampled:** 10/23/20 8:10

Analyte	Result	Qualifier	Dilution	MDL	RL	Units	Prepared Date/Time	Analyzed Date/Time	Batch	Analyst Initials	Prep. Method
PCBs											
Method: EPA 8082											
Aroclor-1016 (PCB-1016)	ND		1	20.0	50.0	ug/kg	10/27/20 12:14	10/28/20 21:26	B0J0653	ATS	3540C
Aroclor-1221 (PCB-1221)	ND		1	20.0	50.0	ug/kg	10/27/20 12:14	10/28/20 21:26	B0J0653	ATS	3540C
Aroclor-1232 (PCB-1232)	ND		1	20.0	50.0	ug/kg	10/27/20 12:14	10/28/20 21:26	B0J0653	ATS	3540C
Aroclor-1242 (PCB-1242)	ND		1	20.0	50.0	ug/kg	10/27/20 12:14	10/28/20 21:26	B0J0653	ATS	3540C
Aroclor-1248 (PCB-1248)	ND		1	20.0	50.0	ug/kg	10/27/20 12:14	10/28/20 21:26	B0J0653	ATS	3540C
Aroclor-1254 (PCB-1254)	ND		1	20.0	50.0	ug/kg	10/27/20 12:14	10/28/20 21:26	B0J0653	ATS	3540C
Aroclor-1260 (PCB-1260)	ND		1	20.0	50.0	ug/kg	10/27/20 12:14	10/28/20 21:26	B0J0653	ATS	3540C
Aroclor-1262 (PCB-1262)	ND		1	20.0	50.0	ug/kg	10/27/20 12:14	10/28/20 21:26	B0J0653	ATS	3540C
Aroclor-1268 (PCB-1268)	ND		1	20.0	50.0	ug/kg	10/27/20 12:14	10/28/20 21:26	B0J0653	ATS	3540C
	Recovery				Acceptance Criteria						
Surrogate: Decachlorobiphenyl	*109%*				*30-150*		10/27/20 12:14	*10/28/20 21:26*	B0J0653	*ATS*	3540C
Surrogate: Tetrachloro-m-xylene	*123%*				*30-150*		10/27/20 12:14	*10/28/20 21:26*	B0J0653	*ATS*	3540C

The contents of this report apply to the sample(s) analyzed in accordance with the chain of custody document.
No duplication of this report is allowed, except in its entirety without written approval of the laboratory.

AMERICAN ENVIRONMENTAL TESTING LABORATORY
2834 North Naomi Street Burbank, CA 91504 • ELAP# 1541 & 2402 • LACSD# 10181
TEL (888) 288-AETL • (818) 845-8200 • www.aetlab.com
A KYZER LABS COMPANY

NV5	AETL Job Number:	BBJ0304	Site:	Cabrillo ES
3777 Long Beach Boulevard, Annex Building	Project Number:	[none]		
Long Beach, CA 90807	Attention:	Jonathan Barkman		
	Project Name:	Cabrillo ES PCB	Reported:	11/02/2020 14:27

Analytical Results

Client ID: D-27
Lab ID: BBJ0304-27 (Solid) **Sampled:** 10/23/20 8:15

PCBs

Method: EPA 8082

Analyte	Result	Qualifier	Dilution	MDL	RL	Units	Prepared Date/Time	Analyzed Date/Time	Batch	Analyst Initials	Prep. Method
Aroclor-1016 (PCB-1016)	ND		1	20.0	50.0	ug/kg	10/27/20 12:14	10/28/20 22:05	B0J0653	ATS	3540C
Aroclor-1221 (PCB-1221)	ND		1	20.0	50.0	ug/kg	10/27/20 12:14	10/28/20 22:05	B0J0653	ATS	3540C
Aroclor-1232 (PCB-1232)	ND		1	20.0	50.0	ug/kg	10/27/20 12:14	10/28/20 22:05	B0J0653	ATS	3540C
Aroclor-1242 (PCB-1242)	ND		1	20.0	50.0	ug/kg	10/27/20 12:14	10/28/20 22:05	B0J0653	ATS	3540C
Aroclor-1248 (PCB-1248)	ND		1	20.0	50.0	ug/kg	10/27/20 12:14	10/28/20 22:05	B0J0653	ATS	3540C
Aroclor-1254 (PCB-1254)	ND		1	20.0	50.0	ug/kg	10/27/20 12:14	10/28/20 22:05	B0J0653	ATS	3540C
Aroclor-1260 (PCB-1260)	ND		1	20.0	50.0	ug/kg	10/27/20 12:14	10/28/20 22:05	B0J0653	ATS	3540C
Aroclor-1262 (PCB-1262)	ND		1	20.0	50.0	ug/kg	10/27/20 12:14	10/28/20 22:05	B0J0653	ATS	3540C
Aroclor-1268 (PCB-1268)	ND		1	20.0	50.0	ug/kg	10/27/20 12:14	10/28/20 22:05	B0J0653	ATS	3540C
	Recovery				Acceptance Criteria						
Surrogate: Decachlorobiphenyl	*106%*				*30-150*		10/27/20 12:14	*10/28/20 22:05*	B0J0653	*ATS*	3540C
Surrogate: Tetrachloro-m-xylene	*73.2%*				*30-150*		10/27/20 12:14	*10/28/20 22:05*	B0J0653	*ATS*	3540C

The contents of this report apply to the sample(s) analyzed in accordance with the chain of custody document.
No duplication of this report is allowed, except in its entirety without written approval of the laboratory.

AMERICAN ENVIRONMENTAL TESTING LABORATORY
2834 North Naomi Street Burbank, CA 91504 • ELAP# 1541 & 2402 • LACSD# 10181
TEL (888) 288-AETL • (818) 845-8200 • www.aetlab.com
A KYZER LABS COMPANY

NV5	AETL Job Number:	BBJ0304	Site:	Cabrillo ES
3777 Long Beach Boulevard, Annex Building	Project Number:	[none]		
Long Beach, CA 90807	Attention:	Jonathan Barkman		
	Project Name:	Cabrillo ES PCB	Reported:	11/02/2020 14:27

Analytical Results

Client ID: D-28
Lab ID: BBJ0304-28 (Solid) **Sampled:** 10/23/20 8:30

PCBs

Method: EPA 8082

Analyte	Result	Qualifier	Dilution	MDL	RL	Units	Prepared Date/Time	Analyzed Date/Time	Batch	Analyst Initials	Prep. Method
Aroclor-1016 (PCB-1016)	ND		1	20.0	50.0	ug/kg	10/27/20 12:14	10/28/20 22:25	B0J0653	ATS	3540C
Aroclor-1221 (PCB-1221)	ND		1	20.0	50.0	ug/kg	10/27/20 12:14	10/28/20 22:25	B0J0653	ATS	3540C
Aroclor-1232 (PCB-1232)	ND		1	20.0	50.0	ug/kg	10/27/20 12:14	10/28/20 22:25	B0J0653	ATS	3540C
Aroclor-1242 (PCB-1242)	ND		1	20.0	50.0	ug/kg	10/27/20 12:14	10/28/20 22:25	B0J0653	ATS	3540C
Aroclor-1248 (PCB-1248)	ND		1	20.0	50.0	ug/kg	10/27/20 12:14	10/28/20 22:25	B0J0653	ATS	3540C
Aroclor-1254 (PCB-1254)	ND		1	20.0	50.0	ug/kg	10/27/20 12:14	10/28/20 22:25	B0J0653	ATS	3540C
Aroclor-1260 (PCB-1260)	ND		1	20.0	50.0	ug/kg	10/27/20 12:14	10/28/20 22:25	B0J0653	ATS	3540C
Aroclor-1262 (PCB-1262)	ND		1	20.0	50.0	ug/kg	10/27/20 12:14	10/28/20 22:25	B0J0653	ATS	3540C
Aroclor-1268 (PCB-1268)	ND		1	20.0	50.0	ug/kg	10/27/20 12:14	10/28/20 22:25	B0J0653	ATS	3540C
	Recovery				Acceptance Criteria						
Surrogate: Decachlorobiphenyl	*123%*				*30-150*		10/27/20 12:14	*10/28/20 22:25*	B0J0653	*ATS*	3540C
Surrogate: Tetrachloro-m-xylene	*111%*				*30-150*		10/27/20 12:14	*10/28/20 22:25*	B0J0653	*ATS*	3540C

The contents of this report apply to the sample(s) analyzed in accordance with the chain of custody document.
No duplication of this report is allowed, except in its entirety without written approval of the laboratory.

AMERICAN ENVIRONMENTAL TESTING LABORATORY
2834 North Naomi Street Burbank, CA 91504 • ELAP# 1541 & 2402 • LACSD# 10181
TEL (888) 288-AETL • (818) 845-8200 • www.aetlab.com
A KYZER LABS COMPANY

NV5	AETL Job Number:	BBJ0304	Site:	Cabrillo ES
3777 Long Beach Boulevard, Annex Building	Project Number:	[none]		
Long Beach, CA 90807	Attention:	Jonathan Barkman		
	Project Name:	Cabrillo ES PCB	Reported:	11/02/2020 14:27

Analytical Results

Client ID: D-29
Lab ID: BBJ0304-29 (Solid) **Sampled:** 10/23/20 8:45

Analyte	Result	Qualifier	Dilution	MDL	RL	Units	Prepared Date/Time	Analyzed Date/Time	Batch	Analyst Initials	Prep. Method
PCBs											
Method: EPA 8082											
Aroclor-1016 (PCB-1016)	ND		1	10.0	25.0	ug/kg	10/27/20 12:14	10/28/20 22:44	B0J0653	ATS	3540C
Aroclor-1221 (PCB-1221)	ND		1	10.0	25.0	ug/kg	10/27/20 12:14	10/28/20 22:44	B0J0653	ATS	3540C
Aroclor-1232 (PCB-1232)	ND		1	10.0	25.0	ug/kg	10/27/20 12:14	10/28/20 22:44	B0J0653	ATS	3540C
Aroclor-1242 (PCB-1242)	ND		1	10.0	25.0	ug/kg	10/27/20 12:14	10/28/20 22:44	B0J0653	ATS	3540C
Aroclor-1248 (PCB-1248)	ND		1	10.0	25.0	ug/kg	10/27/20 12:14	10/28/20 22:44	B0J0653	ATS	3540C
Aroclor-1254 (PCB-1254)	ND		1	10.0	25.0	ug/kg	10/27/20 12:14	10/28/20 22:44	B0J0653	ATS	3540C
Aroclor-1260 (PCB-1260)	ND		1	10.0	25.0	ug/kg	10/27/20 12:14	10/28/20 22:44	B0J0653	ATS	3540C
Aroclor-1262 (PCB-1262)	ND		1	10.0	25.0	ug/kg	10/27/20 12:14	10/28/20 22:44	B0J0653	ATS	3540C
Aroclor-1268 (PCB-1268)	ND		1	10.0	25.0	ug/kg	10/27/20 12:14	10/28/20 22:44	B0J0653	ATS	3540C
	Recovery				Acceptance Criteria						
Surrogate: Decachlorobiphenyl	*93.9%*				*30-150*		10/27/20 12:14	*10/28/20 22:44*	B0J0653	*ATS*	3540C
Surrogate: Tetrachloro-m-xylene	*149%*				*30-150*		10/27/20 12:14	*10/28/20 22:44*	B0J0653	*ATS*	3540C

The contents of this report apply to the sample(s) analyzed in accordance with the chain of custody document.
No duplication of this report is allowed, except in its entirety without written approval of the laboratory.

AMERICAN ENVIRONMENTAL TESTING LABORATORY
2834 North Naomi Street Burbank, CA 91504 • ELAP# 1541 & 2402 • LACSD# 10181
TEL (888) 288-AETL • (818) 845-8200 • www.aetlab.com
A KYZER LABS COMPANY

NV5	AETL Job Number:	BBJ0304	Site:	Cabrillo ES
3777 Long Beach Boulevard, Annex Building	Project Number:	[none]		
Long Beach, CA 90807	Attention:	Jonathan Barkman		
	Project Name:	Cabrillo ES PCB	Reported:	11/02/2020 14:27

Analytical Results

Client ID: D-30
Lab ID: BBJ0304-30 (Solid) **Sampled:** 10/23/20 9:00

Analyte	Result	Qualifier	Dilution	MDL	RL	Units	Prepared Date/Time	Analyzed Date/Time	Batch	Analyst Initials	Prep. Method
PCBs											
Method: EPA 8082											
Aroclor-1016 (PCB-1016)	ND		1	10.0	25.0	ug/kg	10/27/20 12:14	10/28/20 23:03	B0J0653	ATS	3540C
Aroclor-1221 (PCB-1221)	ND		1	10.0	25.0	ug/kg	10/27/20 12:14	10/28/20 23:03	B0J0653	ATS	3540C
Aroclor-1232 (PCB-1232)	ND		1	10.0	25.0	ug/kg	10/27/20 12:14	10/28/20 23:03	B0J0653	ATS	3540C
Aroclor-1242 (PCB-1242)	ND		1	10.0	25.0	ug/kg	10/27/20 12:14	10/28/20 23:03	B0J0653	ATS	3540C
Aroclor-1248 (PCB-1248)	ND		1	10.0	25.0	ug/kg	10/27/20 12:14	10/28/20 23:03	B0J0653	ATS	3540C
Aroclor-1254 (PCB-1254)	ND		1	10.0	25.0	ug/kg	10/27/20 12:14	10/28/20 23:03	B0J0653	ATS	3540C
Aroclor-1260 (PCB-1260)	ND		1	10.0	25.0	ug/kg	10/27/20 12:14	10/28/20 23:03	B0J0653	ATS	3540C
Aroclor-1262 (PCB-1262)	ND		1	10.0	25.0	ug/kg	10/27/20 12:14	10/28/20 23:03	B0J0653	ATS	3540C
Aroclor-1268 (PCB-1268)	ND		1	10.0	25.0	ug/kg	10/27/20 12:14	10/28/20 23:03	B0J0653	ATS	3540C
	Recovery				Acceptance Criteria						
Surrogate: Decachlorobiphenyl	*89.2%*				*30-150*		10/27/20 12:14	*10/28/20 23:03*	B0J0653	*ATS*	3540C
Surrogate: Tetrachloro-m-xylene	*127%*				*30-150*		10/27/20 12:14	*10/28/20 23:03*	B0J0653	*ATS*	3540C

The contents of this report apply to the sample(s) analyzed in accordance with the chain of custody document.
No duplication of this report is allowed, except in its entirety without written approval of the laboratory.

AMERICAN ENVIRONMENTAL TESTING LABORATORY
2834 North Naomi Street Burbank, CA 91504 • ELAP# 1541 & 2402 • LACSD# 10181
TEL (888) 288-AETL • (818) 845-8200 • www.aetlab.com
A KYZER LABS COMPANY

NV5	AETL Job Number:	BBJ0304	Site:	Cabrillo ES
3777 Long Beach Boulevard, Annex Building	Project Number:	[none]		
Long Beach, CA 90807	Attention:	Jonathan Barkman		
	Project Name:	Cabrillo ES PCB	Reported:	11/02/2020 14:27

Analytical Results

Client ID: **F-01**
Lab ID: **BBJ0304-31 (Solid)** **Sampled:** **10/23/20 9:05**

Analyte	Result	Qualifier	Dilution	MDL	RL	Units	Prepared Date/Time	Analyzed Date/Time	Batch	Analyst Initials	Prep. Method
PCBs											
Method: EPA 8082											
Aroclor-1016 (PCB-1016)	ND		1	20.0	50.0	ug/kg	10/27/20 12:14	10/28/20 23:23	B0J0653	ATS	3540C
Aroclor-1221 (PCB-1221)	ND		1	20.0	50.0	ug/kg	10/27/20 12:14	10/28/20 23:23	B0J0653	ATS	3540C
Aroclor-1232 (PCB-1232)	ND		1	20.0	50.0	ug/kg	10/27/20 12:14	10/28/20 23:23	B0J0653	ATS	3540C
Aroclor-1242 (PCB-1242)	ND		1	20.0	50.0	ug/kg	10/27/20 12:14	10/28/20 23:23	B0J0653	ATS	3540C
Aroclor-1248 (PCB-1248)	ND		1	20.0	50.0	ug/kg	10/27/20 12:14	10/28/20 23:23	B0J0653	ATS	3540C
Aroclor-1254 (PCB-1254)	ND		1	20.0	50.0	ug/kg	10/27/20 12:14	10/28/20 23:23	B0J0653	ATS	3540C
Aroclor-1260 (PCB-1260)	ND		1	20.0	50.0	ug/kg	10/27/20 12:14	10/28/20 23:23	B0J0653	ATS	3540C
Aroclor-1262 (PCB-1262)	ND		1	20.0	50.0	ug/kg	10/27/20 12:14	10/28/20 23:23	B0J0653	ATS	3540C
Aroclor-1268 (PCB-1268)	ND		1	20.0	50.0	ug/kg	10/27/20 12:14	10/28/20 23:23	B0J0653	ATS	3540C
	Recovery				Acceptance Criteria						
Surrogate: Decachlorobiphenyl	*93.8%*				*30-150*		10/27/20 12:14	*10/28/20 23:23*	B0J0653	*ATS*	3540C
Surrogate: Tetrachloro-m-xylene	*73.3%*				*30-150*		10/27/20 12:14	*10/28/20 23:23*	B0J0653	*ATS*	3540C

The contents of this report apply to the sample(s) analyzed in accordance with the chain of custody document.
No duplication of this report is allowed, except in its entirety without written approval of the laboratory.

AMERICAN ENVIRONMENTAL TESTING LABORATORY
2834 North Naomi Street Burbank, CA 91504 • ELAP# 1541 & 2402 • LACSD# 10181
TEL (888) 288-AETL • (818) 845-8200 • www.aetlab.com
A KYZER LABS COMPANY

NV5	AETL Job Number:	BBJ0304	Site:	Cabrillo ES
3777 Long Beach Boulevard, Annex Building	Project Number:	[none]		
Long Beach, CA 90807	Attention:	Jonathan Barkman		
	Project Name:	Cabrillo ES PCB	Reported:	11/02/2020 14:27

Analytical Results

Client ID: **F-02**
Lab ID: **BBJ0304-32 (Solid)** **Sampled:** **10/23/20 9:10**

PCBs

Method: EPA 8082

Analyte	Result	Qualifier	Dilution	MDL	RL	Units	Prepared Date/Time	Analyzed Date/Time	Batch	Analyst Initials	Prep. Method
Aroclor-1016 (PCB-1016)	ND		1	20.0	50.0	ug/kg	10/27/20 12:14	10/28/20 23:42	B0J0653	ATS	3540C
Aroclor-1221 (PCB-1221)	ND		1	20.0	50.0	ug/kg	10/27/20 12:14	10/28/20 23:42	B0J0653	ATS	3540C
Aroclor-1232 (PCB-1232)	ND		1	20.0	50.0	ug/kg	10/27/20 12:14	10/28/20 23:42	B0J0653	ATS	3540C
Aroclor-1242 (PCB-1242)	ND		1	20.0	50.0	ug/kg	10/27/20 12:14	10/28/20 23:42	B0J0653	ATS	3540C
Aroclor-1248 (PCB-1248)	ND		1	20.0	50.0	ug/kg	10/27/20 12:14	10/28/20 23:42	B0J0653	ATS	3540C
Aroclor-1254 (PCB-1254)	ND		1	20.0	50.0	ug/kg	10/27/20 12:14	10/28/20 23:42	B0J0653	ATS	3540C
Aroclor-1260 (PCB-1260)	ND		1	20.0	50.0	ug/kg	10/27/20 12:14	10/28/20 23:42	B0J0653	ATS	3540C
Aroclor-1262 (PCB-1262)	ND		1	20.0	50.0	ug/kg	10/27/20 12:14	10/28/20 23:42	B0J0653	ATS	3540C
Aroclor-1268 (PCB-1268)	ND		1	20.0	50.0	ug/kg	10/27/20 12:14	10/28/20 23:42	B0J0653	ATS	3540C
	Recovery				Acceptance Criteria						
Surrogate: Decachlorobiphenyl	*82.6%*				*30-150*		10/27/20 12:14	*10/28/20 23:42*	B0J0653	*ATS*	3540C
Surrogate: Tetrachloro-m-xylene	*78.0%*				*30-150*		10/27/20 12:14	*10/28/20 23:42*	B0J0653	*ATS*	3540C

The contents of this report apply to the sample(s) analyzed in accordance with the chain of custody document.
No duplication of this report is allowed, except in its entirety without written approval of the laboratory.

AMERICAN ENVIRONMENTAL TESTING LABORATORY
2834 North Naomi Street Burbank, CA 91504 • ELAP# 1541 & 2402 • LACSD# 10181
TEL (888) 288-AETL • (818) 845-8200 • www.aetlab.com
A KYZER LABS COMPANY

NV5	AETL Job Number:	BBJ0304	Site:	Cabrillo ES
3777 Long Beach Boulevard, Annex Building	Project Number:	[none]		
Long Beach, CA 90807	Attention:	Jonathan Barkman		
	Project Name:	Cabrillo ES PCB	Reported:	11/02/2020 14:27

Analytical Results

Client ID: F-03
Lab ID: BBJ0304-33 (Solid) **Sampled:** 10/23/20 9:15

PCBs

Method: EPA 8082

Analyte	Result	Qualifier	Dilution	MDL	RL	Units	Prepared Date/Time	Analyzed Date/Time	Batch	Analyst Initials	Prep. Method
Aroclor-1016 (PCB-1016)	ND		1	20.0	50.0	ug/kg	10/27/20 12:14	10/29/20 00:02	B0J0653	ATS	3540C
Aroclor-1221 (PCB-1221)	ND		1	20.0	50.0	ug/kg	10/27/20 12:14	10/29/20 00:02	B0J0653	ATS	3540C
Aroclor-1232 (PCB-1232)	ND		1	20.0	50.0	ug/kg	10/27/20 12:14	10/29/20 00:02	B0J0653	ATS	3540C
Aroclor-1242 (PCB-1242)	ND		1	20.0	50.0	ug/kg	10/27/20 12:14	10/29/20 00:02	B0J0653	ATS	3540C
Aroclor-1248 (PCB-1248)	ND		1	20.0	50.0	ug/kg	10/27/20 12:14	10/29/20 00:02	B0J0653	ATS	3540C
Aroclor-1254 (PCB-1254)	ND		1	20.0	50.0	ug/kg	10/27/20 12:14	10/29/20 00:02	B0J0653	ATS	3540C
Aroclor-1260 (PCB-1260)	ND		1	20.0	50.0	ug/kg	10/27/20 12:14	10/29/20 00:02	B0J0653	ATS	3540C
Aroclor-1262 (PCB-1262)	ND		1	20.0	50.0	ug/kg	10/27/20 12:14	10/29/20 00:02	B0J0653	ATS	3540C
Aroclor-1268 (PCB-1268)	ND		1	20.0	50.0	ug/kg	10/27/20 12:14	10/29/20 00:02	B0J0653	ATS	3540C
	Recovery				Acceptance Criteria						
Surrogate: Decachlorobiphenyl	*95.8%*				*30-150*		10/27/20 12:14	*10/29/20 00:02*	B0J0653	*ATS*	3540C
Surrogate: Tetrachloro-m-xylene	*74.5%*				*30-150*		10/27/20 12:14	*10/29/20 00:02*	B0J0653	*ATS*	3540C

The contents of this report apply to the sample(s) analyzed in accordance with the chain of custody document.
No duplication of this report is allowed, except in its entirety without written approval of the laboratory.

AMERICAN ENVIRONMENTAL TESTING LABORATORY
2834 North Naomi Street Burbank, CA 91504 • ELAP# 1541 & 2402 • LACSD# 10181
TEL (888) 288-AETL • (818) 845-8200 • www.aetlab.com
A KYZER LABS COMPANY

NV5	AETL Job Number:	BBJ0304	Site:	Cabrillo ES	
3777 Long Beach Boulevard, Annex Building	Project Number:	[none]			
Long Beach, CA 90807	Attention:	Jonathan Barkman			
	Project Name:	Cabrillo ES PCB	Reported:	11/02/2020 14:27	

Analytical Results

Client ID: **F-04**
Lab ID: **BBJ0304-34 (Solid)** **Sampled:** **10/23/20 9:20**

Analyte	Result	Qualifier	Dilution	MDL	RL	Units	Prepared Date/Time	Analyzed Date/Time	Batch	Analyst Initials	Prep. Method
PCBs											
Method: EPA 8082											
Aroclor-1016 (PCB-1016)	ND		1	20.0	50.0	ug/kg	10/27/20 12:14	10/29/20 00:21	B0J0653	ATS	3540C
Aroclor-1221 (PCB-1221)	ND		1	20.0	50.0	ug/kg	10/27/20 12:14	10/29/20 00:21	B0J0653	ATS	3540C
Aroclor-1232 (PCB-1232)	ND		1	20.0	50.0	ug/kg	10/27/20 12:14	10/29/20 00:21	B0J0653	ATS	3540C
Aroclor-1242 (PCB-1242)	ND		1	20.0	50.0	ug/kg	10/27/20 12:14	10/29/20 00:21	B0J0653	ATS	3540C
Aroclor-1248 (PCB-1248)	ND		1	20.0	50.0	ug/kg	10/27/20 12:14	10/29/20 00:21	B0J0653	ATS	3540C
Aroclor-1254 (PCB-1254)	ND		1	20.0	50.0	ug/kg	10/27/20 12:14	10/29/20 00:21	B0J0653	ATS	3540C
Aroclor-1260 (PCB-1260)	ND		1	20.0	50.0	ug/kg	10/27/20 12:14	10/29/20 00:21	B0J0653	ATS	3540C
Aroclor-1262 (PCB-1262)	ND		1	20.0	50.0	ug/kg	10/27/20 12:14	10/29/20 00:21	B0J0653	ATS	3540C
Aroclor-1268 (PCB-1268)	ND		1	20.0	50.0	ug/kg	10/27/20 12:14	10/29/20 00:21	B0J0653	ATS	3540C
	Recovery				Acceptance Criteria						
Surrogate: Decachlorobiphenyl	*101%*				*30-150*		10/27/20 12:14	*10/29/20 00:21*	B0J0653	*ATS*	3540C
Surrogate: Tetrachloro-m-xylene	*99.1%*				*30-150*		10/27/20 12:14	*10/29/20 00:21*	B0J0653	*ATS*	3540C

The contents of this report apply to the sample(s) analyzed in accordance with the chain of custody document.
No duplication of this report is allowed, except in its entirety without written approval of the laboratory.

AMERICAN ENVIRONMENTAL TESTING LABORATORY
2834 North Naomi Street Burbank, CA 91504 • ELAP# 1541 & 2402 • LACSD# 10181
TEL (888) 288-AETL • (818) 845-8200 • www.aetlab.com
A KYZER LABS COMPANY

NV5	AETL Job Number:	BBJ0304	Site:	Cabrillo ES
3777 Long Beach Boulevard, Annex Building	Project Number:	[none]		
Long Beach, CA 90807	Attention:	Jonathan Barkman		
	Project Name:	Cabrillo ES PCB	Reported:	11/02/2020 14:27

Analytical Results

Client ID: **F-05**
Lab ID: **BBJ0304-35 (Solid)** **Sampled:** **10/23/20 9:25**

Analyte	Result	Qualifier	Dilution	MDL	RL	Units	Prepared Date/Time	Analyzed Date/Time	Batch	Analyst Initials	Prep. Method
PCBs											
Method: EPA 8082											
Aroclor-1016 (PCB-1016)	ND		1	20.0	50.0	ug/kg	10/27/20 12:14	10/29/20 00:40	B0J0653	ATS	3540C
Aroclor-1221 (PCB-1221)	ND		1	20.0	50.0	ug/kg	10/27/20 12:14	10/29/20 00:40	B0J0653	ATS	3540C
Aroclor-1232 (PCB-1232)	ND		1	20.0	50.0	ug/kg	10/27/20 12:14	10/29/20 00:40	B0J0653	ATS	3540C
Aroclor-1242 (PCB-1242)	ND		1	20.0	50.0	ug/kg	10/27/20 12:14	10/29/20 00:40	B0J0653	ATS	3540C
Aroclor-1248 (PCB-1248)	ND		1	20.0	50.0	ug/kg	10/27/20 12:14	10/29/20 00:40	B0J0653	ATS	3540C
Aroclor-1254 (PCB-1254)	ND		1	20.0	50.0	ug/kg	10/27/20 12:14	10/29/20 00:40	B0J0653	ATS	3540C
Aroclor-1260 (PCB-1260)	ND		1	20.0	50.0	ug/kg	10/27/20 12:14	10/29/20 00:40	B0J0653	ATS	3540C
Aroclor-1262 (PCB-1262)	ND		1	20.0	50.0	ug/kg	10/27/20 12:14	10/29/20 00:40	B0J0653	ATS	3540C
Aroclor-1268 (PCB-1268)	ND		1	20.0	50.0	ug/kg	10/27/20 12:14	10/29/20 00:40	B0J0653	ATS	3540C
	Recovery				Acceptance Criteria						
Surrogate: Decachlorobiphenyl	*118%*				*30-150*		10/27/20 12:14	*10/29/20 00:40*	B0J0653	*ATS*	3540C
Surrogate: Tetrachloro-m-xylene	*107%*				*30-150*		10/27/20 12:14	*10/29/20 00:40*	B0J0653	*ATS*	3540C

The contents of this report apply to the sample(s) analyzed in accordance with the chain of custody document.
No duplication of this report is allowed, except in its entirety without written approval of the laboratory.

AMERICAN ENVIRONMENTAL TESTING LABORATORY
2834 North Naomi Street Burbank, CA 91504 • ELAP# 1541 & 2402 • LACSD# 10181
TEL (888) 288-AETL • (818) 845-8200 • www.aetlab.com
A KYZER LABS COMPANY

NV5	AETL Job Number:	BBJ0304	Site:	Cabrillo ES
3777 Long Beach Boulevard, Annex Building	Project Number:	[none]		
Long Beach, CA 90807	Attention:	Jonathan Barkman		
	Project Name:	Cabrillo ES PCB	Reported:	11/02/2020 14:27

Analytical Results

Client ID: **F-06**
Lab ID: **BBJ0304-36 (Solid)** **Sampled:** **10/23/20 9:30**

Analyte	Result	Qualifier	Dilution	MDL	RL	Units	Prepared Date/Time	Analyzed Date/Time	Batch	Analyst Initials	Prep. Method
PCBs											
Method: EPA 8082											
Aroclor-1016 (PCB-1016)	ND		1	20.0	50.0	ug/kg	10/27/20 12:14	10/29/20 01:00	B0J0653	ATS	3540C
Aroclor-1221 (PCB-1221)	ND		1	20.0	50.0	ug/kg	10/27/20 12:14	10/29/20 01:00	B0J0653	ATS	3540C
Aroclor-1232 (PCB-1232)	ND		1	20.0	50.0	ug/kg	10/27/20 12:14	10/29/20 01:00	B0J0653	ATS	3540C
Aroclor-1242 (PCB-1242)	ND		1	20.0	50.0	ug/kg	10/27/20 12:14	10/29/20 01:00	B0J0653	ATS	3540C
Aroclor-1248 (PCB-1248)	ND		1	20.0	50.0	ug/kg	10/27/20 12:14	10/29/20 01:00	B0J0653	ATS	3540C
Aroclor-1254 (PCB-1254)	ND		1	20.0	50.0	ug/kg	10/27/20 12:14	10/29/20 01:00	B0J0653	ATS	3540C
Aroclor-1260 (PCB-1260)	ND		1	20.0	50.0	ug/kg	10/27/20 12:14	10/29/20 01:00	B0J0653	ATS	3540C
Aroclor-1262 (PCB-1262)	ND		1	20.0	50.0	ug/kg	10/27/20 12:14	10/29/20 01:00	B0J0653	ATS	3540C
Aroclor-1268 (PCB-1268)	ND		1	20.0	50.0	ug/kg	10/27/20 12:14	10/29/20 01:00	B0J0653	ATS	3540C
	Recovery				Acceptance Criteria						
Surrogate: Decachlorobiphenyl	*112%*				*30-150*		10/27/20 12:14	*10/29/20 01:00*	B0J0653	*ATS*	3540C
Surrogate: Tetrachloro-m-xylene	*80.0%*				*30-150*		10/27/20 12:14	*10/29/20 01:00*	B0J0653	*ATS*	3540C

The contents of this report apply to the sample(s) analyzed in accordance with the chain of custody document.
No duplication of this report is allowed, except in its entirety without written approval of the laboratory.

AMERICAN ENVIRONMENTAL TESTING LABORATORY
2834 North Naomi Street Burbank, CA 91504 • ELAP# 1541 & 2402 • LACSD# 10181
TEL (888) 288-AETL • (818) 845-8200 • www.aetlab.com
A KYZER LABS COMPANY

NV5	AETL Job Number:	BBJ0304	Site:	Cabrillo ES
3777 Long Beach Boulevard, Annex Building	Project Number:	[none]		
Long Beach, CA 90807	Attention:	Jonathan Barkman		
	Project Name:	Cabrillo ES PCB	Reported:	11/02/2020 14:27

Analytical Results

Client ID: **F-07**
Lab ID: **BBJ0304-37 (Solid)** **Sampled:** **10/23/20 9:40**

Analyte	Result	Qualifier	Dilution	MDL	RL	Units	Prepared Date/Time	Analyzed Date/Time	Batch	Analyst Initials	Prep. Method
PCBs											
Method: EPA 8082											
Aroclor-1016 (PCB-1016)	ND		1	20.0	50.0	ug/kg	10/27/20 12:14	10/29/20 01:19	B0J0653	ATS	3540C
Aroclor-1221 (PCB-1221)	ND		1	20.0	50.0	ug/kg	10/27/20 12:14	10/29/20 01:19	B0J0653	ATS	3540C
Aroclor-1232 (PCB-1232)	ND		1	20.0	50.0	ug/kg	10/27/20 12:14	10/29/20 01:19	B0J0653	ATS	3540C
Aroclor-1242 (PCB-1242)	ND		1	20.0	50.0	ug/kg	10/27/20 12:14	10/29/20 01:19	B0J0653	ATS	3540C
Aroclor-1248 (PCB-1248)	ND		1	20.0	50.0	ug/kg	10/27/20 12:14	10/29/20 01:19	B0J0653	ATS	3540C
Aroclor-1254 (PCB-1254)	ND		1	20.0	50.0	ug/kg	10/27/20 12:14	10/29/20 01:19	B0J0653	ATS	3540C
Aroclor-1260 (PCB-1260)	ND		1	20.0	50.0	ug/kg	10/27/20 12:14	10/29/20 01:19	B0J0653	ATS	3540C
Aroclor-1262 (PCB-1262)	ND		1	20.0	50.0	ug/kg	10/27/20 12:14	10/29/20 01:19	B0J0653	ATS	3540C
Aroclor-1268 (PCB-1268)	ND		1	20.0	50.0	ug/kg	10/27/20 12:14	10/29/20 01:19	B0J0653	ATS	3540C
	Recovery				Acceptance Criteria						
Surrogate: Decachlorobiphenyl	*129%*				*30-150*		10/27/20 12:14	*10/29/20 01:19*	B0J0653	*ATS*	3540C
Surrogate: Tetrachloro-m-xylene	*75.9%*				*30-150*		10/27/20 12:14	*10/29/20 01:19*	B0J0653	*ATS*	3540C

The contents of this report apply to the sample(s) analyzed in accordance with the chain of custody document.
No duplication of this report is allowed, except in its entirety without written approval of the laboratory.

AMERICAN ENVIRONMENTAL TESTING LABORATORY
2834 North Naomi Street Burbank, CA 91504 • ELAP# 1541 & 2402 • LACSD# 10181
TEL (888) 288-AETL • (818) 845-8200 • www.aetlab.com
A KYZER LABS COMPANY

NV5	AETL Job Number:	BBJ0304	Site:	Cabrillo ES
3777 Long Beach Boulevard, Annex Building	Project Number:	[none]		
Long Beach, CA 90807	Attention:	Jonathan Barkman		
	Project Name:	Cabrillo ES PCB	Reported:	11/02/2020 14:27

Analytical Results

Client ID: **F-10**
Lab ID: **BBJ0304-38 (Solid)** **Sampled:** **10/23/20 9:45**

PCBs

Method: EPA 8082

Analyte	Result	Qualifier	Dilution	MDL	RL	Units	Prepared Date/Time	Analyzed Date/Time	Batch	Analyst Initials	Prep. Method
Aroclor-1016 (PCB-1016)	ND		1	20.0	50.0	ug/kg	10/27/20 12:14	10/29/20 01:58	B0J0653	ATS	3540C
Aroclor-1221 (PCB-1221)	ND		1	20.0	50.0	ug/kg	10/27/20 12:14	10/29/20 01:58	B0J0653	ATS	3540C
Aroclor-1232 (PCB-1232)	ND		1	20.0	50.0	ug/kg	10/27/20 12:14	10/29/20 01:58	B0J0653	ATS	3540C
Aroclor-1242 (PCB-1242)	ND		1	20.0	50.0	ug/kg	10/27/20 12:14	10/29/20 01:58	B0J0653	ATS	3540C
Aroclor-1248 (PCB-1248)	ND		1	20.0	50.0	ug/kg	10/27/20 12:14	10/29/20 01:58	B0J0653	ATS	3540C
Aroclor-1254 (PCB-1254)	ND		1	20.0	50.0	ug/kg	10/27/20 12:14	10/29/20 01:58	B0J0653	ATS	3540C
Aroclor-1260 (PCB-1260)	ND		1	20.0	50.0	ug/kg	10/27/20 12:14	10/29/20 01:58	B0J0653	ATS	3540C
Aroclor-1262 (PCB-1262)	ND		1	20.0	50.0	ug/kg	10/27/20 12:14	10/29/20 01:58	B0J0653	ATS	3540C
Aroclor-1268 (PCB-1268)	ND		1	20.0	50.0	ug/kg	10/27/20 12:14	10/29/20 01:58	B0J0653	ATS	3540C
	Recovery				Acceptance Criteria						
Surrogate: Decachlorobiphenyl	*91.0%*				*30-150*		10/27/20 12:14	*10/29/20 01:58*	B0J0653	*ATS*	3540C
Surrogate: Tetrachloro-m-xylene	*106%*				*30-150*		10/27/20 12:14	*10/29/20 01:58*	B0J0653	*ATS*	3540C

The contents of this report apply to the sample(s) analyzed in accordance with the chain of custody document.
No duplication of this report is allowed, except in its entirety without written approval of the laboratory.

AMERICAN ENVIRONMENTAL TESTING LABORATORY
2834 North Naomi Street Burbank, CA 91504 • ELAP# 1541 & 2402 • LACSD# 10181
TEL (888) 288-AETL • (818) 845-8200 • www.aetlab.com
A KYZER LABS COMPANY

NV5	AETL Job Number:	BBJ0304	Site:	Cabrillo ES	
3777 Long Beach Boulevard, Annex Building	Project Number:	[none]			
Long Beach, CA 90807	Attention:	Jonathan Barkman			
	Project Name:	Cabrillo ES PCB	Reported:	11/02/2020 14:27	

Analytical Results

Client ID: **F-11**
Lab ID: **BBJ0304-39 (Solid)** **Sampled:** **10/23/20 9:50**

Analyte	Result	Qualifier	Dilution	MDL	RL	Units	Prepared Date/Time	Analyzed Date/Time	Batch	Analyst Initials	Prep. Method
PCBs											
Method: EPA 8082											
Aroclor-1016 (PCB-1016)	ND		1	20.0	50.0	ug/kg	10/27/20 12:14	10/29/20 02:17	B0J0653	ATS	3540C
Aroclor-1221 (PCB-1221)	ND		1	20.0	50.0	ug/kg	10/27/20 12:14	10/29/20 02:17	B0J0653	ATS	3540C
Aroclor-1232 (PCB-1232)	ND		1	20.0	50.0	ug/kg	10/27/20 12:14	10/29/20 02:17	B0J0653	ATS	3540C
Aroclor-1242 (PCB-1242)	ND		1	20.0	50.0	ug/kg	10/27/20 12:14	10/29/20 02:17	B0J0653	ATS	3540C
Aroclor-1248 (PCB-1248)	ND		1	20.0	50.0	ug/kg	10/27/20 12:14	10/29/20 02:17	B0J0653	ATS	3540C
Aroclor-1254 (PCB-1254)	ND		1	20.0	50.0	ug/kg	10/27/20 12:14	10/29/20 02:17	B0J0653	ATS	3540C
Aroclor-1260 (PCB-1260)	ND		1	20.0	50.0	ug/kg	10/27/20 12:14	10/29/20 02:17	B0J0653	ATS	3540C
Aroclor-1262 (PCB-1262)	ND		1	20.0	50.0	ug/kg	10/27/20 12:14	10/29/20 02:17	B0J0653	ATS	3540C
Aroclor-1268 (PCB-1268)	ND		1	20.0	50.0	ug/kg	10/27/20 12:14	10/29/20 02:17	B0J0653	ATS	3540C
	Recovery				Acceptance Criteria						
Surrogate: Decachlorobiphenyl	*74.5%*				*30-150*		10/27/20 12:14	*10/29/20 02:17*	B0J0653	*ATS*	3540C
Surrogate: Tetrachloro-m-xylene	*66.5%*				*30-150*		10/27/20 12:14	*10/29/20 02:17*	B0J0653	*ATS*	3540C

The contents of this report apply to the sample(s) analyzed in accordance with the chain of custody document.
No duplication of this report is allowed, except in its entirety without written approval of the laboratory.

AMERICAN ENVIRONMENTAL TESTING LABORATORY
2834 North Naomi Street Burbank, CA 91504 • ELAP# 1541 & 2402 • LACSD# 10181
TEL (888) 288-AETL • (818) 845-8200 • www.aetlab.com
A KYZER LABS COMPANY

NV5	AETL Job Number:	BBJ0304	Site:	Cabrillo ES
3777 Long Beach Boulevard, Annex Building	Project Number:	[none]		
Long Beach, CA 90807	Attention:	Jonathan Barkman		
	Project Name:	Cabrillo ES PCB	Reported:	11/02/2020 14:27

Analytical Results

Client ID: **F-12**
Lab ID: **BBJ0304-40 (Solid)** **Sampled:** **10/23/20 9:55**

PCBs

Method: EPA 8082

Analyte	Result	Qualifier	Dilution	MDL	RL	Units	Prepared Date/Time	Analyzed Date/Time	Batch	Analyst Initials	Prep. Method
Aroclor-1016 (PCB-1016)	ND		1	10.0	25.0	ug/kg	10/27/20 12:14	10/29/20 02:37	B0J0653	ATS	3540C
Aroclor-1221 (PCB-1221)	ND		1	10.0	25.0	ug/kg	10/27/20 12:14	10/29/20 02:37	B0J0653	ATS	3540C
Aroclor-1232 (PCB-1232)	ND		1	10.0	25.0	ug/kg	10/27/20 12:14	10/29/20 02:37	B0J0653	ATS	3540C
Aroclor-1242 (PCB-1242)	ND		1	10.0	25.0	ug/kg	10/27/20 12:14	10/29/20 02:37	B0J0653	ATS	3540C
Aroclor-1248 (PCB-1248)	ND		1	10.0	25.0	ug/kg	10/27/20 12:14	10/29/20 02:37	B0J0653	ATS	3540C
Aroclor-1254 (PCB-1254)	ND		1	10.0	25.0	ug/kg	10/27/20 12:14	10/29/20 02:37	B0J0653	ATS	3540C
Aroclor-1260 (PCB-1260)	ND		1	10.0	25.0	ug/kg	10/27/20 12:14	10/29/20 02:37	B0J0653	ATS	3540C
Aroclor-1262 (PCB-1262)	ND		1	10.0	25.0	ug/kg	10/27/20 12:14	10/29/20 02:37	B0J0653	ATS	3540C
Aroclor-1268 (PCB-1268)	ND		1	10.0	25.0	ug/kg	10/27/20 12:14	10/29/20 02:37	B0J0653	ATS	3540C
	Recovery				Acceptance Criteria						
Surrogate: Decachlorobiphenyl	*84.9%*				*30-150*		10/27/20 12:14	*10/29/20 02:37*	B0J0653	*ATS*	3540C
Surrogate: Tetrachloro-m-xylene	*62.6%*				*30-150*		10/27/20 12:14	*10/29/20 02:37*	B0J0653	*ATS*	3540C

The contents of this report apply to the sample(s) analyzed in accordance with the chain of custody document.
No duplication of this report is allowed, except in its entirety without written approval of the laboratory.

AMERICAN ENVIRONMENTAL TESTING LABORATORY
2834 North Naomi Street Burbank, CA 91504 • ELAP# 1541 & 2402 • LACSD# 10181
TEL (888) 288-AETL • (818) 845-8200 • www.aetlab.com
A KYZER LABS COMPANY

NV5	AETL Job Number:	BBJ0304	Site:	Cabrillo ES
3777 Long Beach Boulevard, Annex Building	Project Number:	[none]		
Long Beach, CA 90807	Attention:	Jonathan Barkman		
	Project Name:	Cabrillo ES PCB	Reported:	11/02/2020 14:27

Analytical Results

Client ID: **F-13**
Lab ID: **BBJ0304-41 (Solid)** **Sampled:** **10/23/20 10:00**

Analyte	Result	Qualifier	Dilution	MDL	RL	Units	Prepared Date/Time	Analyzed Date/Time	Batch	Analyst Initials	Prep. Method
PCBs											
Method: EPA 8082											
Aroclor-1016 (PCB-1016)	ND	D	10	200	500	ug/kg	10/28/20 13:45	10/29/20 20:44	B0J0702	ATS	3540C
Aroclor-1221 (PCB-1221)	ND	D	10	200	500	ug/kg	10/28/20 13:45	10/29/20 20:44	B0J0702	ATS	3540C
Aroclor-1232 (PCB-1232)	ND	D	10	200	500	ug/kg	10/28/20 13:45	10/29/20 20:44	B0J0702	ATS	3540C
Aroclor-1242 (PCB-1242)	ND	D	10	200	500	ug/kg	10/28/20 13:45	10/29/20 20:44	B0J0702	ATS	3540C
Aroclor-1248 (PCB-1248)	ND	D	10	200	500	ug/kg	10/28/20 13:45	10/29/20 20:44	B0J0702	ATS	3540C
Aroclor-1254 (PCB-1254)	ND	D	10	200	500	ug/kg	10/28/20 13:45	10/29/20 20:44	B0J0702	ATS	3540C
Aroclor-1260 (PCB-1260)	ND	D	10	200	500	ug/kg	10/28/20 13:45	10/29/20 20:44	B0J0702	ATS	3540C
Aroclor-1262 (PCB-1262)	ND	D	10	200	500	ug/kg	10/28/20 13:45	10/29/20 20:44	B0J0702	ATS	3540C
Aroclor-1268 (PCB-1268)	ND	D	10	200	500	ug/kg	10/28/20 13:45	10/29/20 20:44	B0J0702	ATS	3540C
	Recovery				Acceptance Criteria						
Surrogate: Decachlorobiphenyl	*93.1%*				*30-150*		10/28/20 13:45	*10/29/20 20:44*	B0J0702	*ATS*	3540C
Surrogate: Tetrachloro-m-xylene	*57.9%*				*30-150*		10/28/20 13:45	*10/29/20 20:44*	B0J0702	*ATS*	3540C

The contents of this report apply to the sample(s) analyzed in accordance with the chain of custody document.
No duplication of this report is allowed, except in its entirety without written approval of the laboratory.

AMERICAN ENVIRONMENTAL TESTING LABORATORY
2834 North Naomi Street Burbank, CA 91504 • ELAP# 1541 & 2402 • LACSD# 10181
TEL (888) 288-AETL • (818) 845-8200 • www.aetlab.com
A KYZER LABS COMPANY

NV5	AETL Job Number:	BBJ0304	Site:	Cabrillo ES
3777 Long Beach Boulevard, Annex Building	Project Number:	[none]		
Long Beach, CA 90807	Attention:	Jonathan Barkman		
	Project Name:	Cabrillo ES PCB	Reported:	11/02/2020 14:27

Analytical Results

Client ID: F-14
Lab ID: BBJ0304-42 (Solid) **Sampled:** 10/23/20 10:05

PCBs

Method: EPA 8082

Analyte	Result	Qualifier	Dilution	MDL	RL	Units	Prepared Date/Time	Analyzed Date/Time	Batch	Analyst Initials	Prep. Method
Aroclor-1016 (PCB-1016)	ND	D	10	200	500	ug/kg	10/28/20 13:45	10/29/20 21:03	B0J0702	ATS	3540C
Aroclor-1221 (PCB-1221)	ND	D	10	200	500	ug/kg	10/28/20 13:45	10/29/20 21:03	B0J0702	ATS	3540C
Aroclor-1232 (PCB-1232)	ND	D	10	200	500	ug/kg	10/28/20 13:45	10/29/20 21:03	B0J0702	ATS	3540C
Aroclor-1242 (PCB-1242)	ND	D	10	200	500	ug/kg	10/28/20 13:45	10/29/20 21:03	B0J0702	ATS	3540C
Aroclor-1248 (PCB-1248)	ND	D	10	200	500	ug/kg	10/28/20 13:45	10/29/20 21:03	B0J0702	ATS	3540C
Aroclor-1254 (PCB-1254)	ND	D	10	200	500	ug/kg	10/28/20 13:45	10/29/20 21:03	B0J0702	ATS	3540C
Aroclor-1260 (PCB-1260)	ND	D	10	200	500	ug/kg	10/28/20 13:45	10/29/20 21:03	B0J0702	ATS	3540C
Aroclor-1262 (PCB-1262)	ND	D	10	200	500	ug/kg	10/28/20 13:45	10/29/20 21:03	B0J0702	ATS	3540C
Aroclor-1268 (PCB-1268)	ND	D	10	200	500	ug/kg	10/28/20 13:45	10/29/20 21:03	B0J0702	ATS	3540C
	Recovery				Acceptance Criteria						
Surrogate: Decachlorobiphenyl	*105%*				*30-150*		10/28/20 13:45	*10/29/20 21:03*	B0J0702	*ATS*	3540C
Surrogate: Tetrachloro-m-xylene	*48.9%*				*30-150*		10/28/20 13:45	*10/29/20 21:03*	B0J0702	*ATS*	3540C

The contents of this report apply to the sample(s) analyzed in accordance with the chain of custody document.
No duplication of this report is allowed, except in its entirety without written approval of the laboratory.

AMERICAN ENVIRONMENTAL TESTING LABORATORY
2834 North Naomi Street Burbank, CA 91504 • ELAP# 1541 & 2402 • LACSD# 10181
TEL (888) 288-AETL • (818) 845-8200 • www.aetlab.com
A KYZER LABS COMPANY

NV5	AETL Job Number:	BBJ0304	Site:	Cabrillo ES
3777 Long Beach Boulevard, Annex Building	Project Number:	[none]		
Long Beach, CA 90807	Attention:	Jonathan Barkman		
	Project Name:	Cabrillo ES PCB	Reported:	11/02/2020 14:27

Analytical Results

Client ID: **F-15**
Lab ID: **BBJ0304-43 (Solid)** **Sampled:** **10/23/20 10:10**

Analyte	Result	Qualifier	Dilution	MDL	RL	Units	Prepared Date/Time	Analyzed Date/Time	Batch	Analyst Initials	Prep. Method
PCBs											
Method: EPA 8082											
Aroclor-1016 (PCB-1016)	ND	D	10	200	500	ug/kg	10/28/20 13:45	10/29/20 21:23	B0J0702	ATS	3540C
Aroclor-1221 (PCB-1221)	ND	D	10	200	500	ug/kg	10/28/20 13:45	10/29/20 21:23	B0J0702	ATS	3540C
Aroclor-1232 (PCB-1232)	ND	D	10	200	500	ug/kg	10/28/20 13:45	10/29/20 21:23	B0J0702	ATS	3540C
Aroclor-1242 (PCB-1242)	ND	D	10	200	500	ug/kg	10/28/20 13:45	10/29/20 21:23	B0J0702	ATS	3540C
Aroclor-1248 (PCB-1248)	ND	D	10	200	500	ug/kg	10/28/20 13:45	10/29/20 21:23	B0J0702	ATS	3540C
Aroclor-1254 (PCB-1254)	ND	D	10	200	500	ug/kg	10/28/20 13:45	10/29/20 21:23	B0J0702	ATS	3540C
Aroclor-1260 (PCB-1260)	ND	D	10	200	500	ug/kg	10/28/20 13:45	10/29/20 21:23	B0J0702	ATS	3540C
Aroclor-1262 (PCB-1262)	ND	D	10	200	500	ug/kg	10/28/20 13:45	10/29/20 21:23	B0J0702	ATS	3540C
Aroclor-1268 (PCB-1268)	ND	D	10	200	500	ug/kg	10/28/20 13:45	10/29/20 21:23	B0J0702	ATS	3540C
	Recovery				Acceptance Criteria						
Surrogate: Decachlorobiphenyl	*83.3%*				*30-150*		10/28/20 13:45	*10/29/20 21:23*	B0J0702	*ATS*	3540C
Surrogate: Tetrachloro-m-xylene	*57.7%*				*30-150*		10/28/20 13:45	*10/29/20 21:23*	B0J0702	*ATS*	3540C

The contents of this report apply to the sample(s) analyzed in accordance with the chain of custody document.
No duplication of this report is allowed, except in its entirety without written approval of the laboratory.

AMERICAN ENVIRONMENTAL TESTING LABORATORY
2834 North Naomi Street Burbank, CA 91504 • ELAP# 1541 & 2402 • LACSD# 10181
TEL (888) 288-AETL • (818) 845-8200 • www.aetlab.com
A KYZER LABS COMPANY

NV5	AETL Job Number:	BBJ0304	Site:	Cabrillo ES
3777 Long Beach Boulevard, Annex Building	Project Number:	[none]		
Long Beach, CA 90807	Attention:	Jonathan Barkman		
	Project Name:	Cabrillo ES PCB	Reported:	11/02/2020 14:27

Analytical Results

Client ID: F-19
Lab ID: BBJ0304-44 (Solid) **Sampled:** 10/23/20 10:15

Analyte	Result	Qualifier	Dilution	MDL	RL	Units	Prepared Date/Time	Analyzed Date/Time	Batch	Analyst Initials	Prep. Method
PCBs											
Method: EPA 8082											
Aroclor-1016 (PCB-1016)	ND	D	5	100	250	ug/kg	10/28/20 13:45	10/29/20 21:42	B0J0702	ATS	3540C
Aroclor-1221 (PCB-1221)	ND	D	5	100	250	ug/kg	10/28/20 13:45	10/29/20 21:42	B0J0702	ATS	3540C
Aroclor-1232 (PCB-1232)	ND	D	5	100	250	ug/kg	10/28/20 13:45	10/29/20 21:42	B0J0702	ATS	3540C
Aroclor-1242 (PCB-1242)	ND	D	5	100	250	ug/kg	10/28/20 13:45	10/29/20 21:42	B0J0702	ATS	3540C
Aroclor-1248 (PCB-1248)	ND	D	5	100	250	ug/kg	10/28/20 13:45	10/29/20 21:42	B0J0702	ATS	3540C
Aroclor-1254 (PCB-1254)	ND	D	5	100	250	ug/kg	10/28/20 13:45	10/29/20 21:42	B0J0702	ATS	3540C
Aroclor-1260 (PCB-1260)	ND	D	5	100	250	ug/kg	10/28/20 13:45	10/29/20 21:42	B0J0702	ATS	3540C
Aroclor-1262 (PCB-1262)	ND	D	5	100	250	ug/kg	10/28/20 13:45	10/29/20 21:42	B0J0702	ATS	3540C
Aroclor-1268 (PCB-1268)	ND	D	5	100	250	ug/kg	10/28/20 13:45	10/29/20 21:42	B0J0702	ATS	3540C
	Recovery				Acceptance Criteria						
Surrogate: Decachlorobiphenyl	*97.6%*				*30-150*		10/28/20 13:45	*10/29/20 21:42*	B0J0702	*ATS*	3540C
Surrogate: Tetrachloro-m-xylene	*85.2%*				*30-150*		10/28/20 13:45	*10/29/20 21:42*	B0J0702	*ATS*	3540C

The contents of this report apply to the sample(s) analyzed in accordance with the chain of custody document.
No duplication of this report is allowed, except in its entirety without written approval of the laboratory.

AMERICAN ENVIRONMENTAL TESTING LABORATORY
2834 North Naomi Street Burbank, CA 91504 • ELAP# 1541 & 2402 • LACSD# 10181
TEL (888) 288-AETL • (818) 845-8200 • www.aetlab.com
A KYZER LABS COMPANY

NV5	AETL Job Number:	BBJ0304	Site:	Cabrillo ES
3777 Long Beach Boulevard, Annex Building	Project Number:	[none]		
Long Beach, CA 90807	Attention:	Jonathan Barkman		
	Project Name:	Cabrillo ES PCB	Reported:	11/02/2020 14:27

Analytical Results

Client ID: F-22
Lab ID: BBJ0304-45 (Solid) **Sampled:** 10/23/20 10:20

Analyte	Result	Qualifier	Dilution	MDL	RL	Units	Prepared Date/Time	Analyzed Date/Time	Batch	Analyst Initials	Prep. Method
PCBs											
Method: EPA 8082											
Aroclor-1016 (PCB-1016)	ND	D	10	200	500	ug/kg	10/28/20 13:45	10/29/20 22:01	B0J0702	ATS	3540C
Aroclor-1221 (PCB-1221)	ND	D	10	200	500	ug/kg	10/28/20 13:45	10/29/20 22:01	B0J0702	ATS	3540C
Aroclor-1232 (PCB-1232)	ND	D	10	200	500	ug/kg	10/28/20 13:45	10/29/20 22:01	B0J0702	ATS	3540C
Aroclor-1242 (PCB-1242)	ND	D	10	200	500	ug/kg	10/28/20 13:45	10/29/20 22:01	B0J0702	ATS	3540C
Aroclor-1248 (PCB-1248)	ND	D	10	200	500	ug/kg	10/28/20 13:45	10/29/20 22:01	B0J0702	ATS	3540C
Aroclor-1254 (PCB-1254)	ND	D	10	200	500	ug/kg	10/28/20 13:45	10/29/20 22:01	B0J0702	ATS	3540C
Aroclor-1260 (PCB-1260)	ND	D	10	200	500	ug/kg	10/28/20 13:45	10/29/20 22:01	B0J0702	ATS	3540C
Aroclor-1262 (PCB-1262)	ND	D	10	200	500	ug/kg	10/28/20 13:45	10/29/20 22:01	B0J0702	ATS	3540C
Aroclor-1268 (PCB-1268)	ND	D	10	200	500	ug/kg	10/28/20 13:45	10/29/20 22:01	B0J0702	ATS	3540C
	Recovery				Acceptance Criteria						
Surrogate: Decachlorobiphenyl	*53.6%*				*30-150*		10/28/20 13:45	*10/29/20 22:01*	B0J0702	*ATS*	3540C
Surrogate: Tetrachloro-m-xylene	*50.0%*				*30-150*		10/28/20 13:45	*10/29/20 22:01*	B0J0702	*ATS*	3540C

The contents of this report apply to the sample(s) analyzed in accordance with the chain of custody document.
No duplication of this report is allowed, except in its entirety without written approval of the laboratory.

AMERICAN ENVIRONMENTAL TESTING LABORATORY
2834 North Naomi Street Burbank, CA 91504 • ELAP# 1541 & 2402 • LACSD# 10181
TEL (888) 288-AETL • (818) 845-8200 • www.aetlab.com
A KYZER LABS COMPANY

NV5	AETL Job Number:	BBJ0304	Site:	Cabrillo ES
3777 Long Beach Boulevard, Annex Building	Project Number:	[none]		
Long Beach, CA 90807	Attention:	Jonathan Barkman		
	Project Name:	Cabrillo ES PCB	Reported:	11/02/2020 14:27

Analytical Results

Client ID: F-23
Lab ID: BBJ0304-46 (Solid) **Sampled:** 10/23/20 10:25

Analyte	Result	Qualifier	Dilution	MDL	RL	Units	Prepared Date/Time	Analyzed Date/Time	Batch	Analyst Initials	Prep. Method
PCBs											
Method: EPA 8082											
Aroclor-1016 (PCB-1016)	ND	D	5	100	250	ug/kg	10/28/20 13:45	10/30/20 03:50	B0J0702	ATS	3540C
Aroclor-1221 (PCB-1221)	ND	D	5	100	250	ug/kg	10/28/20 13:45	10/29/20 22:21	B0J0702	ATS	3540C
Aroclor-1232 (PCB-1232)	ND	D	5	100	250	ug/kg	10/28/20 13:45	10/29/20 22:21	B0J0702	ATS	3540C
Aroclor-1242 (PCB-1242)	ND	D	5	100	250	ug/kg	10/28/20 13:45	10/29/20 22:21	B0J0702	ATS	3540C
Aroclor-1248 (PCB-1248)	ND	D	5	100	250	ug/kg	10/28/20 13:45	10/29/20 22:21	B0J0702	ATS	3540C
Aroclor-1254 (PCB-1254)	ND	D	5	100	250	ug/kg	10/28/20 13:45	10/29/20 22:21	B0J0702	ATS	3540C
Aroclor-1260 (PCB-1260)	ND	D	5	100	250	ug/kg	10/28/20 13:45	10/30/20 03:50	B0J0702	ATS	3540C
Aroclor-1262 (PCB-1262)	ND	D	5	100	250	ug/kg	10/28/20 13:45	10/29/20 22:21	B0J0702	ATS	3540C
Aroclor-1268 (PCB-1268)	ND	D	5	100	250	ug/kg	10/28/20 13:45	10/29/20 22:21	B0J0702	ATS	3540C
	Recovery				Acceptance Criteria						
Surrogate: Decachlorobiphenyl	*118%*				*30-150*		10/28/20 13:45	*10/30/20 03:50*	B0J0702	*ATS*	3540C
Surrogate: Tetrachloro-m-xylene	*71.2%*				*30-150*		10/28/20 13:45	*10/30/20 03:50*	B0J0702	*ATS*	3540C

The contents of this report apply to the sample(s) analyzed in accordance with the chain of custody document.
No duplication of this report is allowed, except in its entirety without written approval of the laboratory.

AMERICAN ENVIRONMENTAL TESTING LABORATORY
2834 North Naomi Street Burbank, CA 91504 • ELAP# 1541 & 2402 • LACSD# 10181
TEL (888) 288-AETL • (818) 845-8200 • www.aetlab.com
A KYZER LABS COMPANY

NV5	AETL Job Number:	BBJ0304	Site:	Cabrillo ES
3777 Long Beach Boulevard, Annex Building	Project Number:	[none]		
Long Beach, CA 90807	Attention:	Jonathan Barkman		
	Project Name:	Cabrillo ES PCB	Reported:	11/02/2020 14:27

Analytical Results

Client ID: **F-24**
Lab ID: **BBJ0304-47 (Solid)** **Sampled:** **10/23/20 10:30**

Analyte	Result	Qualifier	Dilution	MDL	RL	Units	Prepared Date/Time	Analyzed Date/Time	Batch	Analyst Initials	Prep. Method
PCBs											
Method: EPA 8082											
Aroclor-1016 (PCB-1016)	ND	D	10	100	250	ug/kg	10/28/20 13:45	10/29/20 22:40	B0J0702	ATS	3540C
Aroclor-1221 (PCB-1221)	ND	D	10	100	250	ug/kg	10/28/20 13:45	10/29/20 22:40	B0J0702	ATS	3540C
Aroclor-1232 (PCB-1232)	ND	D	10	100	250	ug/kg	10/28/20 13:45	10/29/20 22:40	B0J0702	ATS	3540C
Aroclor-1242 (PCB-1242)	ND	D	10	100	250	ug/kg	10/28/20 13:45	10/29/20 22:40	B0J0702	ATS	3540C
Aroclor-1248 (PCB-1248)	ND	D	10	100	250	ug/kg	10/28/20 13:45	10/29/20 22:40	B0J0702	ATS	3540C
Aroclor-1254 (PCB-1254)	ND	D	10	100	250	ug/kg	10/28/20 13:45	10/29/20 22:40	B0J0702	ATS	3540C
Aroclor-1260 (PCB-1260)	ND	D	10	100	250	ug/kg	10/28/20 13:45	10/29/20 22:40	B0J0702	ATS	3540C
Aroclor-1262 (PCB-1262)	ND	D	10	100	250	ug/kg	10/28/20 13:45	10/29/20 22:40	B0J0702	ATS	3540C
Aroclor-1268 (PCB-1268)	ND	D	10	100	250	ug/kg	10/28/20 13:45	10/29/20 22:40	B0J0702	ATS	3540C
	Recovery				Acceptance Criteria						
Surrogate: Decachlorobiphenyl	*57.8%*				*30-150*		10/28/20 13:45	*10/29/20 22:40*	B0J0702	*ATS*	3540C
Surrogate: Tetrachloro-m-xylene	*56.8%*				*30-150*		10/28/20 13:45	*10/29/20 22:40*	B0J0702	*ATS*	3540C

The contents of this report apply to the sample(s) analyzed in accordance with the chain of custody document.
No duplication of this report is allowed, except in its entirety without written approval of the laboratory.

AMERICAN ENVIRONMENTAL TESTING LABORATORY
2834 North Naomi Street Burbank, CA 91504 • ELAP# 1541 & 2402 • LACSD# 10181
TEL (888) 288-AETL • (818) 845-8200 • www.aetlab.com
A KYZER LABS COMPANY

NV5	AETL Job Number:	BBJ0304	Site:	Cabrillo ES
3777 Long Beach Boulevard, Annex Building	Project Number:	[none]		
Long Beach, CA 90807	Attention:	Jonathan Barkman		
	Project Name:	Cabrillo ES PCB	Reported:	11/02/2020 14:27

Analytical Results

Client ID: **F-25**
Lab ID: **BBJ0304-48 (Solid)** **Sampled:** **10/23/20 10:35**

Analyte	Result	Qualifier	Dilution	MDL	RL	Units	Prepared Date/Time	Analyzed Date/Time	Batch	Analyst Initials	Prep. Method
PCBs											
Method: EPA 8082											
Aroclor-1016 (PCB-1016)	ND	D	5	100	250	ug/kg	10/28/20 13:45	10/29/20 22:59	B0J0702	ATS	3540C
Aroclor-1221 (PCB-1221)	ND	D	5	100	250	ug/kg	10/28/20 13:45	10/29/20 22:59	B0J0702	ATS	3540C
Aroclor-1232 (PCB-1232)	ND	D	5	100	250	ug/kg	10/28/20 13:45	10/29/20 22:59	B0J0702	ATS	3540C
Aroclor-1242 (PCB-1242)	ND	D	5	100	250	ug/kg	10/28/20 13:45	10/29/20 22:59	B0J0702	ATS	3540C
Aroclor-1248 (PCB-1248)	ND	D	5	100	250	ug/kg	10/28/20 13:45	10/29/20 22:59	B0J0702	ATS	3540C
Aroclor-1254 (PCB-1254)	ND	D	5	100	250	ug/kg	10/28/20 13:45	10/29/20 22:59	B0J0702	ATS	3540C
Aroclor-1260 (PCB-1260)	ND	D	5	100	250	ug/kg	10/28/20 13:45	10/29/20 22:59	B0J0702	ATS	3540C
Aroclor-1262 (PCB-1262)	ND	D	5	100	250	ug/kg	10/28/20 13:45	10/29/20 22:59	B0J0702	ATS	3540C
Aroclor-1268 (PCB-1268)	ND	D	5	100	250	ug/kg	10/28/20 13:45	10/29/20 22:59	B0J0702	ATS	3540C
	Recovery				Acceptance Criteria						
Surrogate: Decachlorobiphenyl	*110%*				*30-150*		10/28/20 13:45	*10/29/20 22:59*	B0J0702	*ATS*	3540C
Surrogate: Tetrachloro-m-xylene	*73.9%*				*30-150*		10/28/20 13:45	*10/29/20 22:59*	B0J0702	*ATS*	3540C

The contents of this report apply to the sample(s) analyzed in accordance with the chain of custody document.
No duplication of this report is allowed, except in its entirety without written approval of the laboratory.

AMERICAN ENVIRONMENTAL TESTING LABORATORY
2834 North Naomi Street Burbank, CA 91504 • ELAP# 1541 & 2402 • LACSD# 10181
TEL (888) 288-AETL • (818) 845-8200 • www.aetlab.com
A KYZER LABS COMPANY

NV5	AETL Job Number:	BBJ0304	Site:	Cabrillo ES
3777 Long Beach Boulevard, Annex Building	Project Number:	[none]		
Long Beach, CA 90807	Attention:	Jonathan Barkman		
	Project Name:	Cabrillo ES PCB	Reported:	11/02/2020 14:27

Analytical Results

Client ID: C-01
Lab ID: BBJ0304-49 (Solid) **Sampled:** 10/23/20 10:40

Analyte	Result	Qualifier	Dilution	MDL	RL	Units	Prepared Date/Time	Analyzed Date/Time	Batch	Analyst Initials	Prep. Method
PCBs											
Method: EPA 8082											
Aroclor-1016 (PCB-1016)	ND	D	10	100	250	ug/kg	10/28/20 13:45	10/29/20 23:19	B0J0702	ATS	3540C
Aroclor-1221 (PCB-1221)	ND	D	10	100	250	ug/kg	10/28/20 13:45	10/29/20 23:19	B0J0702	ATS	3540C
Aroclor-1232 (PCB-1232)	ND	D	10	100	250	ug/kg	10/28/20 13:45	10/29/20 23:19	B0J0702	ATS	3540C
Aroclor-1242 (PCB-1242)	ND	D	10	100	250	ug/kg	10/28/20 13:45	10/29/20 23:19	B0J0702	ATS	3540C
Aroclor-1248 (PCB-1248)	ND	D	10	100	250	ug/kg	10/28/20 13:45	10/29/20 23:19	B0J0702	ATS	3540C
Aroclor-1254 (PCB-1254)	ND	D	10	100	250	ug/kg	10/28/20 13:45	10/29/20 23:19	B0J0702	ATS	3540C
Aroclor-1260 (PCB-1260)	ND	D	10	100	250	ug/kg	10/28/20 13:45	10/29/20 23:19	B0J0702	ATS	3540C
Aroclor-1262 (PCB-1262)	ND	D	10	100	250	ug/kg	10/28/20 13:45	10/29/20 23:19	B0J0702	ATS	3540C
Aroclor-1268 (PCB-1268)	ND	D	10	100	250	ug/kg	10/28/20 13:45	10/29/20 23:19	B0J0702	ATS	3540C
	Recovery				Acceptance Criteria						
Surrogate: Decachlorobiphenyl	*40.8%*				*30-150*		10/28/20 13:45	*10/29/20 23:19*	B0J0702	*ATS*	3540C
Surrogate: Tetrachloro-m-xylene	*37.0%*				*30-150*		10/28/20 13:45	*10/29/20 23:19*	B0J0702	*ATS*	3540C

The contents of this report apply to the sample(s) analyzed in accordance with the chain of custody document.
No duplication of this report is allowed, except in its entirety without written approval of the laboratory.

AMERICAN ENVIRONMENTAL TESTING LABORATORY
2834 North Naomi Street Burbank, CA 91504 • ELAP# 1541 & 2402 • LACSD# 10181
TEL (888) 288-AETL • (818) 845-8200 • www.aetlab.com
A KYZER LABS COMPANY

NV5	AETL Job Number:	BBJ0304	Site:	Cabrillo ES
3777 Long Beach Boulevard, Annex Building	Project Number:	[none]		
Long Beach, CA 90807	Attention:	Jonathan Barkman		
	Project Name:	Cabrillo ES PCB	Reported:	11/02/2020 14:27

Analytical Results

Client ID: **C-02**
Lab ID: **BBJ0304-50 (Solid)** **Sampled:** **10/23/20 10:45**

PCBs

Method: EPA 8082

Analyte	Result	Qualifier	Dilution	MDL	RL	Units	Prepared Date/Time	Analyzed Date/Time	Batch	Analyst Initials	Prep. Method
Aroclor-1016 (PCB-1016)	ND		1	10.0	25.0	ug/kg	10/28/20 13:45	10/29/20 23:58	B0J0702	ATS	3540C
Aroclor-1221 (PCB-1221)	ND		1	10.0	25.0	ug/kg	10/28/20 13:45	10/29/20 23:58	B0J0702	ATS	3540C
Aroclor-1232 (PCB-1232)	ND		1	10.0	25.0	ug/kg	10/28/20 13:45	10/29/20 23:58	B0J0702	ATS	3540C
Aroclor-1242 (PCB-1242)	ND		1	10.0	25.0	ug/kg	10/28/20 13:45	10/29/20 23:58	B0J0702	ATS	3540C
Aroclor-1248 (PCB-1248)	ND		1	10.0	25.0	ug/kg	10/28/20 13:45	10/29/20 23:58	B0J0702	ATS	3540C
Aroclor-1254 (PCB-1254)	ND		1	10.0	25.0	ug/kg	10/28/20 13:45	10/29/20 23:58	B0J0702	ATS	3540C
Aroclor-1260 (PCB-1260)	ND		1	10.0	25.0	ug/kg	10/28/20 13:45	10/29/20 23:58	B0J0702	ATS	3540C
Aroclor-1262 (PCB-1262)	ND		1	10.0	25.0	ug/kg	10/28/20 13:45	10/29/20 23:58	B0J0702	ATS	3540C
Aroclor-1268 (PCB-1268)	ND		1	10.0	25.0	ug/kg	10/28/20 13:45	10/29/20 23:58	B0J0702	ATS	3540C
	Recovery				Acceptance Criteria						
Surrogate: Decachlorobiphenyl	*81.9%*				*30-150*		10/28/20 13:45	*10/29/20 23:58*	B0J0702	*ATS*	3540C
Surrogate: Tetrachloro-m-xylene	*52.5%*				*30-150*		10/28/20 13:45	*10/29/20 23:58*	B0J0702	*ATS*	3540C

The contents of this report apply to the sample(s) analyzed in accordance with the chain of custody document.
No duplication of this report is allowed, except in its entirety without written approval of the laboratory.

AMERICAN ENVIRONMENTAL TESTING LABORATORY
2834 North Naomi Street Burbank, CA 91504 • ELAP# 1541 & 2402 • LACSD# 10181
TEL (888) 288-AETL • (818) 845-8200 • www.aetlab.com
A KYZER LABS COMPANY

NV5	AETL Job Number:	BBJ0304	Site:	Cabrillo ES
3777 Long Beach Boulevard, Annex Building	Project Number:	[none]		
Long Beach, CA 90807	Attention:	Jonathan Barkman		
	Project Name:	Cabrillo ES PCB	Reported:	11/02/2020 14:27

Analytical Results

Client ID: C-03
Lab ID: BBJ0304-51 (Solid) **Sampled:** 10/23/20 10:50

PCBs

Method: EPA 8082

Analyte	Result	Qualifier	Dilution	MDL	RL	Units	Prepared Date/Time	Analyzed Date/Time	Batch	Analyst Initials	Prep. Method
Aroclor-1016 (PCB-1016)	ND		1	10.0	25.0	ug/kg	10/28/20 13:45	10/30/20 00:17	B0J0702	ATS	3540C
Aroclor-1221 (PCB-1221)	ND		1	10.0	25.0	ug/kg	10/28/20 13:45	10/30/20 00:17	B0J0702	ATS	3540C
Aroclor-1232 (PCB-1232)	ND		1	10.0	25.0	ug/kg	10/28/20 13:45	10/30/20 00:17	B0J0702	ATS	3540C
Aroclor-1242 (PCB-1242)	ND		1	10.0	25.0	ug/kg	10/28/20 13:45	10/30/20 00:17	B0J0702	ATS	3540C
Aroclor-1248 (PCB-1248)	ND		1	10.0	25.0	ug/kg	10/28/20 13:45	10/30/20 00:17	B0J0702	ATS	3540C
Aroclor-1254 (PCB-1254)	ND		1	10.0	25.0	ug/kg	10/28/20 13:45	10/30/20 00:17	B0J0702	ATS	3540C
Aroclor-1260 (PCB-1260)	ND		1	10.0	25.0	ug/kg	10/28/20 13:45	10/30/20 00:17	B0J0702	ATS	3540C
Aroclor-1262 (PCB-1262)	ND		1	10.0	25.0	ug/kg	10/28/20 13:45	10/30/20 00:17	B0J0702	ATS	3540C
Aroclor-1268 (PCB-1268)	ND		1	10.0	25.0	ug/kg	10/28/20 13:45	10/30/20 00:17	B0J0702	ATS	3540C
	Recovery				Acceptance Criteria						
Surrogate: Decachlorobiphenyl	*113%*				*30-150*		10/28/20 13:45	*10/30/20 00:17*	B0J0702	*ATS*	3540C
Surrogate: Tetrachloro-m-xylene	*49.9%*				*30-150*		10/28/20 13:45	*10/30/20 00:17*	B0J0702	*ATS*	3540C

The contents of this report apply to the sample(s) analyzed in accordance with the chain of custody document.
No duplication of this report is allowed, except in its entirety without written approval of the laboratory.

AMERICAN ENVIRONMENTAL TESTING LABORATORY
2834 North Naomi Street Burbank, CA 91504 • ELAP# 1541 & 2402 • LACSD# 10181
TEL (888) 288-AETL • (818) 845-8200 • www.aetlab.com
A KYZER LABS COMPANY

NV5	AETL Job Number:	BBJ0304	Site:	Cabrillo ES
3777 Long Beach Boulevard, Annex Building	Project Number:	[none]		
Long Beach, CA 90807	Attention:	Jonathan Barkman		
	Project Name:	Cabrillo ES PCB	Reported:	11/02/2020 14:27

Analytical Results

Client ID: **C-04**

Lab ID: **BBJ0304-52 (Solid)** **Sampled:** **10/23/20 10:55**

PCBs

Method: EPA 8082

Analyte	Result	Qualifier	Dilution	MDL	RL	Units	Prepared Date/Time	Analyzed Date/Time	Batch	Analyst Initials	Prep. Method
Aroclor-1016 (PCB-1016)	ND	D	10	200	500	ug/kg	10/28/20 13:45	10/30/20 00:36	B0J0702	ATS	3540C
Aroclor-1221 (PCB-1221)	ND	D	10	200	500	ug/kg	10/28/20 13:45	10/30/20 00:36	B0J0702	ATS	3540C
Aroclor-1232 (PCB-1232)	ND	D	10	200	500	ug/kg	10/28/20 13:45	10/30/20 00:36	B0J0702	ATS	3540C
Aroclor-1242 (PCB-1242)	ND	D	10	200	500	ug/kg	10/28/20 13:45	10/30/20 00:36	B0J0702	ATS	3540C
Aroclor-1248 (PCB-1248)	ND	D	10	200	500	ug/kg	10/28/20 13:45	10/30/20 00:36	B0J0702	ATS	3540C
Aroclor-1254 (PCB-1254)	ND	D	10	200	500	ug/kg	10/28/20 13:45	10/30/20 00:36	B0J0702	ATS	3540C
Aroclor-1260 (PCB-1260)	ND	D	10	200	500	ug/kg	10/28/20 13:45	10/30/20 00:36	B0J0702	ATS	3540C
Aroclor-1262 (PCB-1262)	ND	D	10	200	500	ug/kg	10/28/20 13:45	10/30/20 00:36	B0J0702	ATS	3540C
Aroclor-1268 (PCB-1268)	ND	D	10	200	500	ug/kg	10/28/20 13:45	10/30/20 00:36	B0J0702	ATS	3540C
	Recovery				Acceptance Criteria						
Surrogate: Decachlorobiphenyl	*221% S6*				*30-150*		10/28/20 13:45	*10/30/20 00:36*	B0J0702	*ATS*	3540C
Surrogate: Tetrachloro-m-xylene	*77.6%*				*30-150*		10/28/20 13:45	*10/30/20 00:36*	B0J0702	*ATS*	3540C

The contents of this report apply to the sample(s) analyzed in accordance with the chain of custody document.
No duplication of this report is allowed, except in its entirety without written approval of the laboratory.

AMERICAN ENVIRONMENTAL TESTING LABORATORY
2834 North Naomi Street Burbank, CA 91504 • ELAP# 1541 & 2402 • LACSD# 10181
TEL (888) 288-AETL • (818) 845-8200 • www.aetlab.com
A KYZER LABS COMPANY

NV5	AETL Job Number:	BBJ0304	Site:	Cabrillo ES
3777 Long Beach Boulevard, Annex Building	Project Number:	[none]		
Long Beach, CA 90807	Attention:	Jonathan Barkman		
	Project Name:	Cabrillo ES PCB	Reported:	11/02/2020 14:27

Analytical Results

Client ID: **C-05**
Lab ID: **BBJ0304-53 (Solid)** **Sampled:** **10/23/20 11:00**

Analyte	Result	Qualifier	Dilution	MDL	RL	Units	Prepared Date/Time	Analyzed Date/Time	Batch	Analyst Initials	Prep. Method
PCBs											
Method: EPA 8082											
Aroclor-1016 (PCB-1016)	ND	D	5	100	250	ug/kg	10/28/20 13:45	10/30/20 00:56	B0J0702	ATS	3540C
Aroclor-1221 (PCB-1221)	ND	D	5	100	250	ug/kg	10/28/20 13:45	10/30/20 00:56	B0J0702	ATS	3540C
Aroclor-1232 (PCB-1232)	ND	D	5	100	250	ug/kg	10/28/20 13:45	10/30/20 00:56	B0J0702	ATS	3540C
Aroclor-1242 (PCB-1242)	ND	D	5	100	250	ug/kg	10/28/20 13:45	10/30/20 00:56	B0J0702	ATS	3540C
Aroclor-1248 (PCB-1248)	ND	D	5	100	250	ug/kg	10/28/20 13:45	10/30/20 00:56	B0J0702	ATS	3540C
Aroclor-1254 (PCB-1254)	ND	D	5	100	250	ug/kg	10/28/20 13:45	10/30/20 00:56	B0J0702	ATS	3540C
Aroclor-1260 (PCB-1260)	ND	D	5	100	250	ug/kg	10/28/20 13:45	10/30/20 00:56	B0J0702	ATS	3540C
Aroclor-1262 (PCB-1262)	ND	D	5	100	250	ug/kg	10/28/20 13:45	10/30/20 00:56	B0J0702	ATS	3540C
Aroclor-1268 (PCB-1268)	ND	D	5	100	250	ug/kg	10/28/20 13:45	10/30/20 00:56	B0J0702	ATS	3540C
	Recovery				Acceptance Criteria						
Surrogate: Decachlorobiphenyl	*331% S6*				*30-150*		10/28/20 13:45	*10/30/20 00:56*	B0J0702	*ATS*	3540C
Surrogate: Tetrachloro-m-xylene	*54.4%*				*30-150*		10/28/20 13:45	*10/30/20 00:56*	B0J0702	*ATS*	3540C

The contents of this report apply to the sample(s) analyzed in accordance with the chain of custody document.
No duplication of this report is allowed, except in its entirety without written approval of the laboratory.

AMERICAN ENVIRONMENTAL TESTING LABORATORY
2834 North Naomi Street Burbank, CA 91504 • ELAP# 1541 & 2402 • LACSD# 10181
TEL (888) 288-AETL • (818) 845-8200 • www.aetlab.com
A KYZER LABS COMPANY

NV5	AETL Job Number:	BBJ0304	Site:	Cabrillo ES
3777 Long Beach Boulevard, Annex Building	Project Number:	[none]		
Long Beach, CA 90807	Attention:	Jonathan Barkman		
	Project Name:	Cabrillo ES PCB	Reported:	11/02/2020 14:27

Analytical Results

Client ID: **C-06**
Lab ID: **BBJ0304-54 (Solid)** **Sampled:** **10/23/20 11:10**

Analyte	Result	Qualifier	Dilution	MDL	RL	Units	Prepared Date/Time	Analyzed Date/Time	Batch	Analyst Initials	Prep. Method
PCBs											
Method: EPA 8082											
Aroclor-1016 (PCB-1016)	ND	D	10	100	250	ug/kg	10/28/20 13:45	10/30/20 01:15	B0J0702	ATS	3540C
Aroclor-1221 (PCB-1221)	ND	D	10	100	250	ug/kg	10/28/20 13:45	10/30/20 01:15	B0J0702	ATS	3540C
Aroclor-1232 (PCB-1232)	ND	D	10	100	250	ug/kg	10/28/20 13:45	10/30/20 01:15	B0J0702	ATS	3540C
Aroclor-1242 (PCB-1242)	ND	D	10	100	250	ug/kg	10/28/20 13:45	10/30/20 01:15	B0J0702	ATS	3540C
Aroclor-1248 (PCB-1248)	ND	D	10	100	250	ug/kg	10/28/20 13:45	10/30/20 01:15	B0J0702	ATS	3540C
Aroclor-1254 (PCB-1254)	ND	D	10	100	250	ug/kg	10/28/20 13:45	10/30/20 01:15	B0J0702	ATS	3540C
Aroclor-1260 (PCB-1260)	ND	D	10	100	250	ug/kg	10/28/20 13:45	10/30/20 01:15	B0J0702	ATS	3540C
Aroclor-1262 (PCB-1262)	ND	D	10	100	250	ug/kg	10/28/20 13:45	10/30/20 01:15	B0J0702	ATS	3540C
Aroclor-1268 (PCB-1268)	ND	D	10	100	250	ug/kg	10/28/20 13:45	10/30/20 01:15	B0J0702	ATS	3540C
	Recovery				Acceptance Criteria						
Surrogate: Decachlorobiphenyl	*1150% S6*				*30-150*		10/28/20 13:45	*10/30/20 01:15*	B0J0702	*ATS*	3540C
Surrogate: Tetrachloro-m-xylene	*47.2%*				*30-150*		10/28/20 13:45	*10/30/20 01:15*	B0J0702	*ATS*	3540C

The contents of this report apply to the sample(s) analyzed in accordance with the chain of custody document.
No duplication of this report is allowed, except in its entirety without written approval of the laboratory.

AMERICAN ENVIRONMENTAL TESTING LABORATORY
2834 North Naomi Street Burbank, CA 91504 • ELAP# 1541 & 2402 • LACSD# 10181
TEL (888) 288-AETL • (818) 845-8200 • www.aetlab.com
A KYZER LABS COMPANY

NV5	AETL Job Number:	BBJ0304	Site:	Cabrillo ES
3777 Long Beach Boulevard, Annex Building	Project Number:	[none]		
Long Beach, CA 90807	Attention:	Jonathan Barkman		
	Project Name:	Cabrillo ES PCB	Reported:	11/02/2020 14:27

Analytical Results

Client ID: **C-07**
Lab ID: **BBJ0304-55 (Solid)** **Sampled:** **10/23/20 11:15**

PCBs

Method: EPA 8082

Analyte	Result	Qualifier	Dilution	MDL	RL	Units	Prepared Date/Time	Analyzed Date/Time	Batch	Analyst Initials	Prep. Method
Aroclor-1016 (PCB-1016)	ND	D	10	100	250	ug/kg	10/28/20 13:45	10/30/20 01:34	B0J0702	ATS	3540C
Aroclor-1221 (PCB-1221)	ND	D	10	100	250	ug/kg	10/28/20 13:45	10/30/20 01:34	B0J0702	ATS	3540C
Aroclor-1232 (PCB-1232)	ND	D	10	100	250	ug/kg	10/28/20 13:45	10/30/20 01:34	B0J0702	ATS	3540C
Aroclor-1242 (PCB-1242)	ND	D	10	100	250	ug/kg	10/28/20 13:45	10/30/20 01:34	B0J0702	ATS	3540C
Aroclor-1248 (PCB-1248)	ND	D	10	100	250	ug/kg	10/28/20 13:45	10/30/20 01:34	B0J0702	ATS	3540C
Aroclor-1254 (PCB-1254)	ND	D	10	100	250	ug/kg	10/28/20 13:45	10/30/20 01:34	B0J0702	ATS	3540C
Aroclor-1260 (PCB-1260)	ND	D	10	100	250	ug/kg	10/28/20 13:45	10/30/20 01:34	B0J0702	ATS	3540C
Aroclor-1262 (PCB-1262)	ND	D	10	100	250	ug/kg	10/28/20 13:45	10/30/20 01:34	B0J0702	ATS	3540C
Aroclor-1268 (PCB-1268)	ND	D	10	100	250	ug/kg	10/28/20 13:45	10/30/20 01:34	B0J0702	ATS	3540C
	Recovery				Acceptance Criteria						
Surrogate: Decachlorobiphenyl	*184% S6*				*30-150*		10/28/20 13:45	*10/30/20 01:34*	B0J0702	*ATS*	3540C
Surrogate: Tetrachloro-m-xylene	*12.6% S6*				*30-150*		10/28/20 13:45	*10/30/20 01:34*	B0J0702	*ATS*	3540C

The contents of this report apply to the sample(s) analyzed in accordance with the chain of custody document.
No duplication of this report is allowed, except in its entirety without written approval of the laboratory.

AMERICAN ENVIRONMENTAL TESTING LABORATORY
2834 North Naomi Street Burbank, CA 91504 • ELAP# 1541 & 2402 • LACSD# 10181
TEL (888) 288-AETL • (818) 845-8200 • www.aetlab.com
A KYZER LABS COMPANY

NV5	AETL Job Number:	BBJ0304	Site:	Cabrillo ES
3777 Long Beach Boulevard, Annex Building	Project Number:	[none]		
Long Beach, CA 90807	Attention:	Jonathan Barkman		
	Project Name:	Cabrillo ES PCB	Reported:	11/02/2020 14:27

Analytical Results

Client ID: **C-08**
Lab ID: **BBJ0304-56 (Solid)** **Sampled:** **10/23/20 11:20**

PCBs

Method: EPA 8082

Analyte	Result	Qualifier	Dilution	MDL	RL	Units	Prepared Date/Time	Analyzed Date/Time	Batch	Analyst Initials	Prep. Method
Aroclor-1016 (PCB-1016)	ND	D	10	100	250	ug/kg	10/28/20 13:45	10/30/20 01:54	B0J0702	ATS	3540C
Aroclor-1221 (PCB-1221)	ND	D	10	100	250	ug/kg	10/28/20 13:45	10/30/20 01:54	B0J0702	ATS	3540C
Aroclor-1232 (PCB-1232)	ND	D	10	100	250	ug/kg	10/28/20 13:45	10/30/20 01:54	B0J0702	ATS	3540C
Aroclor-1242 (PCB-1242)	ND	D	10	100	250	ug/kg	10/28/20 13:45	10/30/20 01:54	B0J0702	ATS	3540C
Aroclor-1248 (PCB-1248)	ND	D	10	100	250	ug/kg	10/28/20 13:45	10/30/20 01:54	B0J0702	ATS	3540C
Aroclor-1254 (PCB-1254)	ND	D	10	100	250	ug/kg	10/28/20 13:45	10/30/20 01:54	B0J0702	ATS	3540C
Aroclor-1260 (PCB-1260)	ND	D	10	100	250	ug/kg	10/28/20 13:45	10/30/20 01:54	B0J0702	ATS	3540C
Aroclor-1262 (PCB-1262)	ND	D	10	100	250	ug/kg	10/28/20 13:45	10/30/20 01:54	B0J0702	ATS	3540C
Aroclor-1268 (PCB-1268)	ND	D	10	100	250	ug/kg	10/28/20 13:45	10/30/20 01:54	B0J0702	ATS	3540C
	Recovery				Acceptance Criteria						
Surrogate: Decachlorobiphenyl	*66.6%*				*30-150*		10/28/20 13:45	*10/30/20 01:54*	B0J0702	*ATS*	3540C
Surrogate: Tetrachloro-m-xylene	*52.5%*				*30-150*		10/28/20 13:45	*10/30/20 01:54*	B0J0702	*ATS*	3540C

The contents of this report apply to the sample(s) analyzed in accordance with the chain of custody document.
No duplication of this report is allowed, except in its entirety without written approval of the laboratory.

AMERICAN ENVIRONMENTAL TESTING LABORATORY
2834 North Naomi Street Burbank, CA 91504 • ELAP# 1541 & 2402 • LACSD# 10181
TEL (888) 288-AETL • (818) 845-8200 • www.aetlab.com
A KYZER LABS COMPANY

NV5	AETL Job Number:	BBJ0304	Site:	Cabrillo ES
3777 Long Beach Boulevard, Annex Building	Project Number:	[none]		
Long Beach, CA 90807	Attention:	Jonathan Barkman		
	Project Name:	Cabrillo ES PCB	Reported:	11/02/2020 14:27

Analytical Results

Client ID: **C-09**
Lab ID: **BBJ0304-57 (Solid)** **Sampled:** **10/23/20 11:25**

Analyte	Result	Qualifier	Dilution	MDL	RL	Units	Prepared Date/Time	Analyzed Date/Time	Batch	Analyst Initials	Prep. Method
PCBs											
Method: EPA 8082											
Aroclor-1016 (PCB-1016)	ND		1	10.0	25.0	ug/kg	10/28/20 13:45	10/30/20 02:13	B0J0702	ATS	3540C
Aroclor-1221 (PCB-1221)	ND		1	10.0	25.0	ug/kg	10/28/20 13:45	10/30/20 02:13	B0J0702	ATS	3540C
Aroclor-1232 (PCB-1232)	ND		1	10.0	25.0	ug/kg	10/28/20 13:45	10/30/20 02:13	B0J0702	ATS	3540C
Aroclor-1242 (PCB-1242)	ND		1	10.0	25.0	ug/kg	10/28/20 13:45	10/30/20 02:13	B0J0702	ATS	3540C
Aroclor-1248 (PCB-1248)	ND		1	10.0	25.0	ug/kg	10/28/20 13:45	10/30/20 02:13	B0J0702	ATS	3540C
Aroclor-1254 (PCB-1254)	ND		1	10.0	25.0	ug/kg	10/28/20 13:45	10/30/20 02:13	B0J0702	ATS	3540C
Aroclor-1260 (PCB-1260)	ND		1	10.0	25.0	ug/kg	10/28/20 13:45	10/30/20 02:13	B0J0702	ATS	3540C
Aroclor-1262 (PCB-1262)	ND		1	10.0	25.0	ug/kg	10/28/20 13:45	10/30/20 02:13	B0J0702	ATS	3540C
Aroclor-1268 (PCB-1268)	ND		1	10.0	25.0	ug/kg	10/28/20 13:45	10/30/20 02:13	B0J0702	ATS	3540C
	Recovery				Acceptance Criteria						
Surrogate: Decachlorobiphenyl	*89.0%*				*30-150*		10/28/20 13:45	*10/30/20 02:13*	B0J0702	*ATS*	3540C
Surrogate: Tetrachloro-m-xylene	*110%*				*30-150*		10/28/20 13:45	*10/30/20 02:13*	B0J0702	*ATS*	3540C

The contents of this report apply to the sample(s) analyzed in accordance with the chain of custody document.
No duplication of this report is allowed, except in its entirety without written approval of the laboratory.

AMERICAN ENVIRONMENTAL TESTING LABORATORY
2834 North Naomi Street Burbank, CA 91504 • ELAP# 1541 & 2402 • LACSD# 10181
TEL (888) 288-AETL • (818) 845-8200 • www.aetlab.com
A KYZER LABS COMPANY

NV5	AETL Job Number:	BBJ0304	Site:	Cabrillo ES
3777 Long Beach Boulevard, Annex Building	Project Number:	[none]		
Long Beach, CA 90807	Attention:	Jonathan Barkman		
	Project Name:	Cabrillo ES PCB	Reported:	11/02/2020 14:27

Analytical Results

Client ID: **C-10**
Lab ID: **BBJ0304-58 (Solid)** **Sampled:** **10/23/20 11:30**

PCBs

Method: EPA 8082

Analyte	Result	Qualifier	Dilution	MDL	RL	Units	Prepared Date/Time	Analyzed Date/Time	Batch	Analyst Initials	Prep. Method
Aroclor-1016 (PCB-1016)	ND	D	5	100	250	ug/kg	10/28/20 13:45	10/30/20 02:33	B0J0702	ATS	3540C
Aroclor-1221 (PCB-1221)	ND	D	5	100	250	ug/kg	10/28/20 13:45	10/30/20 02:33	B0J0702	ATS	3540C
Aroclor-1232 (PCB-1232)	ND	D	5	100	250	ug/kg	10/28/20 13:45	10/30/20 02:33	B0J0702	ATS	3540C
Aroclor-1242 (PCB-1242)	ND	D	5	100	250	ug/kg	10/28/20 13:45	10/30/20 02:33	B0J0702	ATS	3540C
Aroclor-1248 (PCB-1248)	ND	D	5	100	250	ug/kg	10/28/20 13:45	10/30/20 02:33	B0J0702	ATS	3540C
Aroclor-1254 (PCB-1254)	ND	D	5	100	250	ug/kg	10/28/20 13:45	10/30/20 02:33	B0J0702	ATS	3540C
Aroclor-1260 (PCB-1260)	ND	D	5	100	250	ug/kg	10/28/20 13:45	10/30/20 02:33	B0J0702	ATS	3540C
Aroclor-1262 (PCB-1262)	ND	D	5	100	250	ug/kg	10/28/20 13:45	10/30/20 02:33	B0J0702	ATS	3540C
Aroclor-1268 (PCB-1268)	ND	D	5	100	250	ug/kg	10/28/20 13:45	10/30/20 02:33	B0J0702	ATS	3540C
	Recovery				Acceptance Criteria						
Surrogate: Decachlorobiphenyl	*72.1%*				*30-150*		10/28/20 13:45	*10/30/20 02:33*	B0J0702	*ATS*	3540C
Surrogate: Tetrachloro-m-xylene	*69.1%*				*30-150*		10/28/20 13:45	*10/30/20 02:33*	B0J0702	*ATS*	3540C

The contents of this report apply to the sample(s) analyzed in accordance with the chain of custody document.
No duplication of this report is allowed, except in its entirety without written approval of the laboratory.

AMERICAN ENVIRONMENTAL TESTING LABORATORY
2834 North Naomi Street Burbank, CA 91504 • ELAP# 1541 & 2402 • LACSD# 10181
TEL (888) 288-AETL • (818) 845-8200 • www.aetlab.com
A KYZER LABS COMPANY

NV5	AETL Job Number:	BBJ0304	Site:	Cabrillo ES
3777 Long Beach Boulevard, Annex Building	Project Number:	[none]		
Long Beach, CA 90807	Attention:	Jonathan Barkman		
	Project Name:	Cabrillo ES PCB	Reported:	11/02/2020 14:27

Analytical Results

Client ID: C-11
Lab ID: BBJ0304-59 (Solid) **Sampled:** 10/23/20 12:15

Analyte	Result	Qualifier	Dilution	MDL	RL	Units	Prepared Date/Time	Analyzed Date/Time	Batch	Analyst Initials	Prep. Method
PCBs											
Method: EPA 8082											
Aroclor-1016 (PCB-1016)	ND	D	5	100	250	ug/kg	10/28/20 13:45	10/30/20 02:52	B0J0702	ATS	3540C
Aroclor-1221 (PCB-1221)	ND	D	5	100	250	ug/kg	10/28/20 13:45	10/30/20 02:52	B0J0702	ATS	3540C
Aroclor-1232 (PCB-1232)	ND	D	5	100	250	ug/kg	10/28/20 13:45	10/30/20 02:52	B0J0702	ATS	3540C
Aroclor-1242 (PCB-1242)	ND	D	5	100	250	ug/kg	10/28/20 13:45	10/30/20 02:52	B0J0702	ATS	3540C
Aroclor-1248 (PCB-1248)	ND	D	5	100	250	ug/kg	10/28/20 13:45	10/30/20 02:52	B0J0702	ATS	3540C
Aroclor-1254 (PCB-1254)	ND	D	5	100	250	ug/kg	10/28/20 13:45	10/30/20 02:52	B0J0702	ATS	3540C
Aroclor-1260 (PCB-1260)	ND	D	5	100	250	ug/kg	10/28/20 13:45	10/30/20 02:52	B0J0702	ATS	3540C
Aroclor-1262 (PCB-1262)	ND	D	5	100	250	ug/kg	10/28/20 13:45	10/30/20 02:52	B0J0702	ATS	3540C
Aroclor-1268 (PCB-1268)	ND	D	5	100	250	ug/kg	10/28/20 13:45	10/30/20 02:52	B0J0702	ATS	3540C
	Recovery				Acceptance Criteria						
Surrogate: Decachlorobiphenyl	*85.8%*				*30-150*		10/28/20 13:45	*10/30/20 02:52*	B0J0702	*ATS*	3540C
Surrogate: Tetrachloro-m-xylene	*60.5%*				*30-150*		10/28/20 13:45	*10/30/20 02:52*	B0J0702	*ATS*	3540C

The contents of this report apply to the sample(s) analyzed in accordance with the chain of custody document.
No duplication of this report is allowed, except in its entirety without written approval of the laboratory.

AMERICAN ENVIRONMENTAL TESTING LABORATORY
2834 North Naomi Street Burbank, CA 91504 • ELAP# 1541 & 2402 • LACSD# 10181
TEL (888) 288-AETL • (818) 845-8200 • www.aetlab.com
A KYZER LABS COMPANY

NV5	AETL Job Number:	BBJ0304	Site:	Cabrillo ES
3777 Long Beach Boulevard, Annex Building	Project Number:	[none]		
Long Beach, CA 90807	Attention:	Jonathan Barkman		
	Project Name:	Cabrillo ES PCB	Reported:	11/02/2020 14:27

Analytical Results

Client ID: **C-12**
Lab ID: **BBJ0304-60 (Solid)** **Sampled:** **10/23/20 12:20**

Analyte	Result	Qualifier	Dilution	MDL	RL	Units	Prepared Date/Time	Analyzed Date/Time	Batch	Analyst Initials	Prep. Method
PCBs											
Method: EPA 8082											
Aroclor-1016 (PCB-1016)	ND	D	5	100	250	ug/kg	10/28/20 13:45	10/30/20 03:11	B0J0702	ATS	3540C
Aroclor-1221 (PCB-1221)	ND	D	5	100	250	ug/kg	10/28/20 13:45	10/30/20 03:11	B0J0702	ATS	3540C
Aroclor-1232 (PCB-1232)	ND	D	5	100	250	ug/kg	10/28/20 13:45	10/30/20 03:11	B0J0702	ATS	3540C
Aroclor-1242 (PCB-1242)	ND	D	5	100	250	ug/kg	10/28/20 13:45	10/30/20 03:11	B0J0702	ATS	3540C
Aroclor-1248 (PCB-1248)	ND	D	5	100	250	ug/kg	10/28/20 13:45	10/30/20 03:11	B0J0702	ATS	3540C
Aroclor-1254 (PCB-1254)	ND	D	5	100	250	ug/kg	10/28/20 13:45	10/30/20 03:11	B0J0702	ATS	3540C
Aroclor-1260 (PCB-1260)	ND	D	5	100	250	ug/kg	10/28/20 13:45	10/30/20 03:11	B0J0702	ATS	3540C
Aroclor-1262 (PCB-1262)	ND	D	5	100	250	ug/kg	10/28/20 13:45	10/30/20 03:11	B0J0702	ATS	3540C
Aroclor-1268 (PCB-1268)	ND	D	5	100	250	ug/kg	10/28/20 13:45	10/30/20 03:11	B0J0702	ATS	3540C
	Recovery				Acceptance Criteria						
Surrogate: Decachlorobiphenyl	*105%*				*30-150*		10/28/20 13:45	*10/30/20 03:11*	B0J0702	*ATS*	3540C
Surrogate: Tetrachloro-m-xylene	*53.2%*				*30-150*		10/28/20 13:45	*10/30/20 03:11*	B0J0702	*ATS*	3540C

The contents of this report apply to the sample(s) analyzed in accordance with the chain of custody document.
No duplication of this report is allowed, except in its entirety without written approval of the laboratory.

AMERICAN ENVIRONMENTAL TESTING LABORATORY
2834 North Naomi Street Burbank, CA 91504 • ELAP# 1541 & 2402 • LACSD# 10181
TEL (888) 288-AETL • (818) 845-8200 • www.aetlab.com
A KYZER LABS COMPANY

NV5	AETL Job Number:	BBJ0304	Site:	Cabrillo ES
3777 Long Beach Boulevard, Annex Building	Project Number:	[none]		
Long Beach, CA 90807	Attention:	Jonathan Barkman		
	Project Name:	Cabrillo ES PCB	Reported:	11/02/2020 14:27

Analytical Results

Client ID: **C-13**
Lab ID: **BBJ0304-61 (Solid)** **Sampled:** **10/23/20 12:25**

Analyte	Result	Qualifier	Dilution	MDL	RL	Units	Prepared Date/Time	Analyzed Date/Time	Batch	Analyst Initials	Prep. Method
PCBs											
Method: EPA 8082											
Aroclor-1016 (PCB-1016)	ND	D	10	200	500	ug/kg	10/29/20 08:13	10/30/20 10:38	B0J0724	ATS	3540C
Aroclor-1221 (PCB-1221)	ND	D	10	200	500	ug/kg	10/29/20 08:13	10/30/20 10:38	B0J0724	ATS	3540C
Aroclor-1232 (PCB-1232)	ND	D	10	200	500	ug/kg	10/29/20 08:13	10/30/20 10:38	B0J0724	ATS	3540C
Aroclor-1242 (PCB-1242)	ND	D	10	200	500	ug/kg	10/29/20 08:13	10/30/20 10:38	B0J0724	ATS	3540C
Aroclor-1248 (PCB-1248)	ND	D	10	200	500	ug/kg	10/29/20 08:13	10/30/20 10:38	B0J0724	ATS	3540C
Aroclor-1254 (PCB-1254)	ND	D	10	200	500	ug/kg	10/29/20 08:13	10/30/20 10:38	B0J0724	ATS	3540C
Aroclor-1260 (PCB-1260)	ND	D	10	200	500	ug/kg	10/29/20 08:13	10/30/20 10:38	B0J0724	ATS	3540C
Aroclor-1262 (PCB-1262)	ND	D	10	200	500	ug/kg	10/29/20 08:13	10/30/20 10:38	B0J0724	ATS	3540C
Aroclor-1268 (PCB-1268)	ND	D	10	200	500	ug/kg	10/29/20 08:13	10/30/20 10:38	B0J0724	ATS	3540C
	Recovery				Acceptance Criteria						
Surrogate: Decachlorobiphenyl	*97.2%*				*30-150*		10/29/20 08:13	*10/30/20 10:38*	B0J0724	*ATS*	3540C
Surrogate: Tetrachloro-m-xylene	*42.2%*				*30-150*		10/29/20 08:13	*10/30/20 10:38*	B0J0724	*ATS*	3540C

The contents of this report apply to the sample(s) analyzed in accordance with the chain of custody document.
No duplication of this report is allowed, except in its entirety without written approval of the laboratory.

AMERICAN ENVIRONMENTAL TESTING LABORATORY
2834 North Naomi Street Burbank, CA 91504 • ELAP# 1541 & 2402 • LACSD# 10181
TEL (888) 288-AETL • (818) 845-8200 • www.aetlab.com
A KYZER LABS COMPANY

NV5	AETL Job Number:	BBJ0304	Site:	Cabrillo ES
3777 Long Beach Boulevard, Annex Building	Project Number:	[none]		
Long Beach, CA 90807	Attention:	Jonathan Barkman		
	Project Name:	Cabrillo ES PCB	Reported:	11/02/2020 14:27

Analytical Results

Client ID: C-14
Lab ID: BBJ0304-62 (Solid) **Sampled:** 10/23/20 12:30

PCBs

Method: EPA 8082

Analyte	Result	Qualifier	Dilution	MDL	RL	Units	Prepared Date/Time	Analyzed Date/Time	Batch	Analyst Initials	Prep. Method
Aroclor-1016 (PCB-1016)	ND	D	10	200	500	ug/kg	10/29/20 08:13	10/30/20 10:57	B0J0724	ATS	3540C
Aroclor-1221 (PCB-1221)	ND	D	10	200	500	ug/kg	10/29/20 08:13	10/30/20 10:57	B0J0724	ATS	3540C
Aroclor-1232 (PCB-1232)	ND	D	10	200	500	ug/kg	10/29/20 08:13	10/30/20 10:57	B0J0724	ATS	3540C
Aroclor-1242 (PCB-1242)	ND	D	10	200	500	ug/kg	10/29/20 08:13	10/30/20 10:57	B0J0724	ATS	3540C
Aroclor-1248 (PCB-1248)	ND	D	10	200	500	ug/kg	10/29/20 08:13	10/30/20 10:57	B0J0724	ATS	3540C
Aroclor-1254 (PCB-1254)	ND	D	10	200	500	ug/kg	10/29/20 08:13	10/30/20 10:57	B0J0724	ATS	3540C
Aroclor-1260 (PCB-1260)	ND	D	10	200	500	ug/kg	10/29/20 08:13	10/30/20 10:57	B0J0724	ATS	3540C
Aroclor-1262 (PCB-1262)	ND	D	10	200	500	ug/kg	10/29/20 08:13	10/30/20 10:57	B0J0724	ATS	3540C
Aroclor-1268 (PCB-1268)	ND	D	10	200	500	ug/kg	10/29/20 08:13	10/30/20 10:57	B0J0724	ATS	3540C
	Recovery				Acceptance Criteria						
Surrogate: Decachlorobiphenyl	*91.0%*				*30-150*		10/29/20 08:13	*10/30/20 10:57*	B0J0724	*ATS*	3540C
Surrogate: Tetrachloro-m-xylene	*59.8%*				*30-150*		10/29/20 08:13	*10/30/20 10:57*	B0J0724	*ATS*	3540C

The contents of this report apply to the sample(s) analyzed in accordance with the chain of custody document.
No duplication of this report is allowed, except in its entirety without written approval of the laboratory.

AMERICAN ENVIRONMENTAL TESTING LABORATORY
2834 North Naomi Street Burbank, CA 91504 • ELAP# 1541 & 2402 • LACSD# 10181
TEL (888) 288-AETL • (818) 845-8200 • www.aetlab.com
A KYZER LABS COMPANY

NV5	AETL Job Number:	BBJ0304	Site:	Cabrillo ES
3777 Long Beach Boulevard, Annex Building	Project Number:	[none]		
Long Beach, CA 90807	Attention:	Jonathan Barkman		
	Project Name:	Cabrillo ES PCB	Reported:	11/02/2020 14:27

Analytical Results

Client ID: C-15
Lab ID: BBJ0304-63 (Solid) **Sampled:** 10/23/20 12:35

Analyte	Result	Qualifier	Dilution	MDL	RL	Units	Prepared Date/Time	Analyzed Date/Time	Batch	Analyst Initials	Prep. Method
PCBs											
Method: EPA 8082											
Aroclor-1016 (PCB-1016)	ND	D	10	200	500	ug/kg	10/29/20 08:13	10/30/20 11:36	B0J0724	ATS	3540C
Aroclor-1221 (PCB-1221)	ND	D	10	200	500	ug/kg	10/29/20 08:13	10/30/20 11:36	B0J0724	ATS	3540C
Aroclor-1232 (PCB-1232)	ND	D	10	200	500	ug/kg	10/29/20 08:13	10/30/20 11:36	B0J0724	ATS	3540C
Aroclor-1242 (PCB-1242)	ND	D	10	200	500	ug/kg	10/29/20 08:13	10/30/20 11:36	B0J0724	ATS	3540C
Aroclor-1248 (PCB-1248)	ND	D	10	200	500	ug/kg	10/29/20 08:13	10/30/20 11:36	B0J0724	ATS	3540C
Aroclor-1254 (PCB-1254)	ND	D	10	200	500	ug/kg	10/29/20 08:13	10/30/20 11:36	B0J0724	ATS	3540C
Aroclor-1260 (PCB-1260)	ND	D	10	200	500	ug/kg	10/29/20 08:13	10/30/20 11:36	B0J0724	ATS	3540C
Aroclor-1262 (PCB-1262)	ND	D	10	200	500	ug/kg	10/29/20 08:13	10/30/20 11:36	B0J0724	ATS	3540C
Aroclor-1268 (PCB-1268)	ND	D	10	200	500	ug/kg	10/29/20 08:13	10/30/20 11:36	B0J0724	ATS	3540C
	Recovery				Acceptance Criteria						
Surrogate: Decachlorobiphenyl	*93.2%*				*30-150*		10/29/20 08:13	*10/30/20 11:36*	B0J0724	*ATS*	3540C
Surrogate: Tetrachloro-m-xylene	*93.2%*				*30-150*		10/29/20 08:13	*10/30/20 11:36*	B0J0724	*ATS*	3540C

The contents of this report apply to the sample(s) analyzed in accordance with the chain of custody document.
No duplication of this report is allowed, except in its entirety without written approval of the laboratory.

AMERICAN ENVIRONMENTAL TESTING LABORATORY
2834 North Naomi Street Burbank, CA 91504 • ELAP# 1541 & 2402 • LACSD# 10181
TEL (888) 288-AETL • (818) 845-8200 • www.aetlab.com
A KYZER LABS COMPANY

NV5	AETL Job Number:	BBJ0304	Site:	Cabrillo ES
3777 Long Beach Boulevard, Annex Building	Project Number:	[none]		
Long Beach, CA 90807	Attention:	Jonathan Barkman		
	Project Name:	Cabrillo ES PCB	Reported:	11/02/2020 14:27

Analytical Results

Client ID: C-16
Lab ID: BBJ0304-64 (Solid) **Sampled:** 10/23/20 12:40

Analyte	Result	Qualifier	Dilution	MDL	RL	Units	Prepared Date/Time	Analyzed Date/Time	Batch	Analyst Initials	Prep. Method
PCBs											
Method: EPA 8082											
Aroclor-1016 (PCB-1016)	ND	D	5	100	250	ug/kg	10/29/20 08:13	10/30/20 11:55	B0J0724	ATS	3540C
Aroclor-1221 (PCB-1221)	ND	D	5	100	250	ug/kg	10/29/20 08:13	10/30/20 11:55	B0J0724	ATS	3540C
Aroclor-1232 (PCB-1232)	ND	D	5	100	250	ug/kg	10/29/20 08:13	10/30/20 11:55	B0J0724	ATS	3540C
Aroclor-1242 (PCB-1242)	ND	D	5	100	250	ug/kg	10/29/20 08:13	10/30/20 11:55	B0J0724	ATS	3540C
Aroclor-1248 (PCB-1248)	ND	D	5	100	250	ug/kg	10/29/20 08:13	10/30/20 11:55	B0J0724	ATS	3540C
Aroclor-1254 (PCB-1254)	ND	D	5	100	250	ug/kg	10/29/20 08:13	10/30/20 11:55	B0J0724	ATS	3540C
Aroclor-1260 (PCB-1260)	ND	D	5	100	250	ug/kg	10/29/20 08:13	10/30/20 11:55	B0J0724	ATS	3540C
Aroclor-1262 (PCB-1262)	ND	D	5	100	250	ug/kg	10/29/20 08:13	10/30/20 11:55	B0J0724	ATS	3540C
Aroclor-1268 (PCB-1268)	ND	D	5	100	250	ug/kg	10/29/20 08:13	10/30/20 11:55	B0J0724	ATS	3540C
	Recovery				Acceptance Criteria						
Surrogate: Decachlorobiphenyl	*105%*				*30-150*		10/29/20 08:13	*10/30/20 11:55*	B0J0724	*ATS*	3540C
Surrogate: Tetrachloro-m-xylene	*30.9%*				*30-150*		10/29/20 08:13	*10/30/20 11:55*	B0J0724	*ATS*	3540C

The contents of this report apply to the sample(s) analyzed in accordance with the chain of custody document.
No duplication of this report is allowed, except in its entirety without written approval of the laboratory.

AMERICAN ENVIRONMENTAL TESTING LABORATORY
2834 North Naomi Street Burbank, CA 91504 • ELAP# 1541 & 2402 • LACSD# 10181
TEL (888) 288-AETL • (818) 845-8200 • www.aetlab.com
A KYZER LABS COMPANY

NV5	AETL Job Number:	BBJ0304	Site:	Cabrillo ES
3777 Long Beach Boulevard, Annex Building	Project Number:	[none]		
Long Beach, CA 90807	Attention:	Jonathan Barkman		
	Project Name:	Cabrillo ES PCB	Reported:	11/02/2020 14:27

Analytical Results

Client ID: **C-17**
Lab ID: **BBJ0304-65 (Solid)** **Sampled:** **10/23/20 12:45**

Analyte	Result	Qualifier	Dilution	MDL	RL	Units	Prepared Date/Time	Analyzed Date/Time	Batch	Analyst Initials	Prep. Method
PCBs											
Method: EPA 8082											
Aroclor-1016 (PCB-1016)	ND	D	10	200	500	ug/kg	10/29/20 08:13	10/30/20 12:15	B0J0724	ATS	3540C
Aroclor-1221 (PCB-1221)	ND	D	10	200	500	ug/kg	10/29/20 08:13	10/30/20 12:15	B0J0724	ATS	3540C
Aroclor-1232 (PCB-1232)	ND	D	10	200	500	ug/kg	10/29/20 08:13	10/30/20 12:15	B0J0724	ATS	3540C
Aroclor-1242 (PCB-1242)	ND	D	10	200	500	ug/kg	10/29/20 08:13	10/30/20 12:15	B0J0724	ATS	3540C
Aroclor-1248 (PCB-1248)	ND	D	10	200	500	ug/kg	10/29/20 08:13	10/30/20 12:15	B0J0724	ATS	3540C
Aroclor-1254 (PCB-1254)	ND	D	10	200	500	ug/kg	10/29/20 08:13	10/30/20 12:15	B0J0724	ATS	3540C
Aroclor-1260 (PCB-1260)	ND	D	10	200	500	ug/kg	10/29/20 08:13	10/30/20 12:15	B0J0724	ATS	3540C
Aroclor-1262 (PCB-1262)	ND	D	10	200	500	ug/kg	10/29/20 08:13	10/30/20 12:15	B0J0724	ATS	3540C
Aroclor-1268 (PCB-1268)	ND	D	10	200	500	ug/kg	10/29/20 08:13	10/30/20 12:15	B0J0724	ATS	3540C
	Recovery				Acceptance Criteria						
Surrogate: Decachlorobiphenyl	*104%*				*30-150*		10/29/20 08:13	*10/30/20 12:15*	B0J0724	*ATS*	3540C
Surrogate: Tetrachloro-m-xylene	*76.8%*				*30-150*		10/29/20 08:13	*10/30/20 12:15*	B0J0724	*ATS*	3540C

The contents of this report apply to the sample(s) analyzed in accordance with the chain of custody document.
No duplication of this report is allowed, except in its entirety without written approval of the laboratory.

AMERICAN ENVIRONMENTAL TESTING LABORATORY
2834 North Naomi Street Burbank, CA 91504 • ELAP# 1541 & 2402 • LACSD# 10181
TEL (888) 288-AETL • (818) 845-8200 • www.aetlab.com
A KYZER LABS COMPANY

NV5	AETL Job Number:	BBJ0304	Site:	Cabrillo ES
3777 Long Beach Boulevard, Annex Building	Project Number:	[none]		
Long Beach, CA 90807	Attention:	Jonathan Barkman		
	Project Name:	Cabrillo ES PCB	Reported:	11/02/2020 14:27

Analytical Results

Client ID: **C-18**
Lab ID: **BBJ0304-66 (Solid)** **Sampled:** **10/23/20 12:50**

Analyte	Result	Qualifier	Dilution	MDL	RL	Units	Prepared Date/Time	Analyzed Date/Time	Batch	Analyst Initials	Prep. Method
PCBs											
Method: EPA 8082											
Aroclor-1016 (PCB-1016)	ND	D	5	100	250	ug/kg	10/29/20 08:13	10/30/20 13:51	B0J0724	ATS	3540C
Aroclor-1221 (PCB-1221)	ND	D	5	100	250	ug/kg	10/29/20 08:13	10/30/20 12:34	B0J0724	ATS	3540C
Aroclor-1232 (PCB-1232)	ND	D	5	100	250	ug/kg	10/29/20 08:13	10/30/20 12:34	B0J0724	ATS	3540C
Aroclor-1242 (PCB-1242)	ND	D	5	100	250	ug/kg	10/29/20 08:13	10/30/20 12:34	B0J0724	ATS	3540C
Aroclor-1248 (PCB-1248)	ND	D	5	100	250	ug/kg	10/29/20 08:13	10/30/20 12:34	B0J0724	ATS	3540C
Aroclor-1254 (PCB-1254)	ND	D	5	100	250	ug/kg	10/29/20 08:13	10/30/20 12:34	B0J0724	ATS	3540C
Aroclor-1260 (PCB-1260)	ND	D	5	100	250	ug/kg	10/29/20 08:13	10/30/20 13:51	B0J0724	ATS	3540C
Aroclor-1262 (PCB-1262)	ND	D	5	100	250	ug/kg	10/29/20 08:13	10/30/20 12:34	B0J0724	ATS	3540C
Aroclor-1268 (PCB-1268)	ND	D	5	100	250	ug/kg	10/29/20 08:13	10/30/20 12:34	B0J0724	ATS	3540C
	Recovery				Acceptance Criteria						
Surrogate: Decachlorobiphenyl	*115%*				*30-150*		10/29/20 08:13	*10/30/20 13:51*	B0J0724	*ATS*	3540C
Surrogate: Tetrachloro-m-xylene	*63.7%*				*30-150*		10/29/20 08:13	*10/30/20 13:51*	B0J0724	*ATS*	3540C

The contents of this report apply to the sample(s) analyzed in accordance with the chain of custody document.
No duplication of this report is allowed, except in its entirety without written approval of the laboratory.

AMERICAN ENVIRONMENTAL TESTING LABORATORY
2834 North Naomi Street Burbank, CA 91504 • ELAP# 1541 & 2402 • LACSD# 10181
TEL (888) 288-AETL • (818) 845-8200 • www.aetlab.com
A KYZER LABS COMPANY

NV5	AETL Job Number:	BBJ0304	Site:	Cabrillo ES
3777 Long Beach Boulevard, Annex Building	Project Number:	[none]		
Long Beach, CA 90807	Attention:	Jonathan Barkman		
	Project Name:	Cabrillo ES PCB	Reported:	11/02/2020 14:27

Analytical Results

Client ID: D-03D
Lab ID: BBJ0304-67 (Solid) **Sampled:** 10/22/20 10:35

PCBs

Method: EPA 8082

Analyte	Result	Qualifier	Dilution	MDL	RL	Units	Prepared Date/Time	Analyzed Date/Time	Batch	Analyst Initials	Prep. Method
Aroclor-1016 (PCB-1016)	ND	D	5	100	250	ug/kg	10/29/20 08:13	10/30/20 12:53	B0J0724	ATS	3540C
Aroclor-1221 (PCB-1221)	ND	D	5	100	250	ug/kg	10/29/20 08:13	10/30/20 12:53	B0J0724	ATS	3540C
Aroclor-1232 (PCB-1232)	ND	D	5	100	250	ug/kg	10/29/20 08:13	10/30/20 12:53	B0J0724	ATS	3540C
Aroclor-1242 (PCB-1242)	ND	D	5	100	250	ug/kg	10/29/20 08:13	10/30/20 12:53	B0J0724	ATS	3540C
Aroclor-1248 (PCB-1248)	ND	D	5	100	250	ug/kg	10/29/20 08:13	10/30/20 12:53	B0J0724	ATS	3540C
Aroclor-1254 (PCB-1254)	ND	D	5	100	250	ug/kg	10/29/20 08:13	10/30/20 12:53	B0J0724	ATS	3540C
Aroclor-1260 (PCB-1260)	ND	D	5	100	250	ug/kg	10/29/20 08:13	10/30/20 12:53	B0J0724	ATS	3540C
Aroclor-1262 (PCB-1262)	ND	D	5	100	250	ug/kg	10/29/20 08:13	10/30/20 12:53	B0J0724	ATS	3540C
Aroclor-1268 (PCB-1268)	ND	D	5	100	250	ug/kg	10/29/20 08:13	10/30/20 12:53	B0J0724	ATS	3540C
	Recovery				Acceptance Criteria						
Surrogate: Decachlorobiphenyl	*193% S6*				*30-150*		10/29/20 08:13	*10/30/20 12:53*	B0J0724	*ATS*	3540C
Surrogate: Tetrachloro-m-xylene	*44.6%*				*30-150*		10/29/20 08:13	*10/30/20 12:53*	B0J0724	*ATS*	3540C

The contents of this report apply to the sample(s) analyzed in accordance with the chain of custody document.
No duplication of this report is allowed, except in its entirety without written approval of the laboratory.

AMERICAN ENVIRONMENTAL TESTING LABORATORY
2834 North Naomi Street Burbank, CA 91504 • ELAP# 1541 & 2402 • LACSD# 10181
TEL (888) 288-AETL • (818) 845-8200 • www.aetlab.com
A KYZER LABS COMPANY

NV5	AETL Job Number:	BBJ0304	Site:	Cabrillo ES
3777 Long Beach Boulevard, Annex Building	Project Number:	[none]		
Long Beach, CA 90807	Attention:	Jonathan Barkman		
	Project Name:	Cabrillo ES PCB	Reported:	11/02/2020 14:27

Analytical Results

Client ID: **C-05D**
Lab ID: **BBJ0304-68 (Solid)** **Sampled:** **10/23/20 11:05**

Analyte	Result	Qualifier	Dilution	MDL	RL	Units	Prepared Date/Time	Analyzed Date/Time	Batch	Analyst Initials	Prep. Method
PCBs											
Method: EPA 8082											
Aroclor-1016 (PCB-1016)	ND	D	10	200	500	ug/kg	10/29/20 08:13	10/30/20 13:13	B0J0724	ATS	3540C
Aroclor-1221 (PCB-1221)	ND	D	10	200	500	ug/kg	10/29/20 08:13	10/30/20 13:13	B0J0724	ATS	3540C
Aroclor-1232 (PCB-1232)	ND	D	10	200	500	ug/kg	10/29/20 08:13	10/30/20 13:13	B0J0724	ATS	3540C
Aroclor-1242 (PCB-1242)	ND	D	10	200	500	ug/kg	10/29/20 08:13	10/30/20 13:13	B0J0724	ATS	3540C
Aroclor-1248 (PCB-1248)	ND	D	10	200	500	ug/kg	10/29/20 08:13	10/30/20 13:13	B0J0724	ATS	3540C
Aroclor-1254 (PCB-1254)	ND	D	10	200	500	ug/kg	10/29/20 08:13	10/30/20 13:13	B0J0724	ATS	3540C
Aroclor-1260 (PCB-1260)	ND	D	10	200	500	ug/kg	10/29/20 08:13	10/30/20 13:13	B0J0724	ATS	3540C
Aroclor-1262 (PCB-1262)	ND	D	10	200	500	ug/kg	10/29/20 08:13	10/30/20 13:13	B0J0724	ATS	3540C
Aroclor-1268 (PCB-1268)	ND	D	10	200	500	ug/kg	10/29/20 08:13	10/30/20 13:13	B0J0724	ATS	3540C
	Recovery				Acceptance Criteria						
Surrogate: Decachlorobiphenyl	*59.9%*				*30-150*		10/29/20 08:13	*10/30/20 13:13*	B0J0724	*ATS*	3540C
Surrogate: Tetrachloro-m-xylene	*44.7%*				*30-150*		10/29/20 08:13	*10/30/20 13:13*	B0J0724	*ATS*	3540C

The contents of this report apply to the sample(s) analyzed in accordance with the chain of custody document.
No duplication of this report is allowed, except in its entirety without written approval of the laboratory.

AMERICAN ENVIRONMENTAL TESTING LABORATORY
2834 North Naomi Street Burbank, CA 91504 • ELAP# 1541 & 2402 • LACSD# 10181
TEL (888) 288-AETL • (818) 845-8200 • www.aetlab.com
A KYZER LABS COMPANY

NV5	AETL Job Number:	BBJ0304	Site:	Cabrillo ES
3777 Long Beach Boulevard, Annex Building	Project Number:	[none]		
Long Beach, CA 90807	Attention:	Jonathan Barkman		
	Project Name:	Cabrillo ES PCB	Reported:	11/02/2020 14:27

Analytical Results

Client ID: **F-06D**
Lab ID: **BBJ0304-69 (Solid)** **Sampled:** **10/23/20 9:35**

Analyte	Result	Qualifier	Dilution	MDL	RL	Units	Prepared Date/Time	Analyzed Date/Time	Batch	Analyst Initials	Prep. Method
PCBs											
Method: EPA 8082											
Aroclor-1016 (PCB-1016)	ND	D	5	100	250	ug/kg	10/29/20 08:13	10/30/20 13:32	B0J0724	ATS	3540C
Aroclor-1221 (PCB-1221)	ND	D	5	100	250	ug/kg	10/29/20 08:13	10/30/20 13:32	B0J0724	ATS	3540C
Aroclor-1232 (PCB-1232)	ND	D	5	100	250	ug/kg	10/29/20 08:13	10/30/20 13:32	B0J0724	ATS	3540C
Aroclor-1242 (PCB-1242)	ND	D	5	100	250	ug/kg	10/29/20 08:13	10/30/20 13:32	B0J0724	ATS	3540C
Aroclor-1248 (PCB-1248)	ND	D	5	100	250	ug/kg	10/29/20 08:13	10/30/20 13:32	B0J0724	ATS	3540C
Aroclor-1254 (PCB-1254)	ND	D	5	100	250	ug/kg	10/29/20 08:13	10/30/20 13:32	B0J0724	ATS	3540C
Aroclor-1260 (PCB-1260)	ND	D	5	100	250	ug/kg	10/29/20 08:13	10/30/20 13:32	B0J0724	ATS	3540C
Aroclor-1262 (PCB-1262)	ND	D	5	100	250	ug/kg	10/29/20 08:13	10/30/20 13:32	B0J0724	ATS	3540C
Aroclor-1268 (PCB-1268)	ND	D	5	100	250	ug/kg	10/29/20 08:13	10/30/20 13:32	B0J0724	ATS	3540C
	Recovery				Acceptance Criteria						
Surrogate: Decachlorobiphenyl	*130%*				*30-150*		10/29/20 08:13	*10/30/20 13:32*	B0J0724	*ATS*	3540C
Surrogate: Tetrachloro-m-xylene	*68.8%*				*30-150*		10/29/20 08:13	*10/30/20 13:32*	B0J0724	*ATS*	3540C

The contents of this report apply to the sample(s) analyzed in accordance with the chain of custody document.
No duplication of this report is allowed, except in its entirety without written approval of the laboratory.

AMERICAN ENVIRONMENTAL TESTING LABORATORY
2834 North Naomi Street Burbank, CA 91504 • ELAP# 1541 & 2402 • LACSD# 10181
TEL (888) 288-AETL • (818) 845-8200 • www.aetlab.com
A KYZER LABS COMPANY

NV5	AETL Job Number:	BBJ0304	Site:	Cabrillo ES
3777 Long Beach Boulevard, Annex Building	Project Number:	[none]		
Long Beach, CA 90807	Attention:	Jonathan Barkman		
	Project Name:	Cabrillo ES PCB	Reported:	11/02/2020 14:27

Quality Control Results

PCBs (EPA 8082)

Analyte	Result	MDL	RL	Units	Spike Level	Source Result	%REC	%REC Limits	RPD	RPD Limit	Qualifier
Batch: B0J0627 - 3540C					**Prepared: 10/26/2020 12:31**						
Method Blank (B0J0627-BLK1)					**Analyzed: 10/27/2020 18:17**						
Aroclor-1016 (PCB-1016)	ND	2.00	5.00	ug/kg							
Aroclor-1221 (PCB-1221)	ND	2.00	5.00	ug/kg							
Aroclor-1232 (PCB-1232)	ND	2.00	5.00	ug/kg							
Aroclor-1242 (PCB-1242)	ND	2.00	5.00	ug/kg							
Aroclor-1248 (PCB-1248)	ND	2.00	5.00	ug/kg							
Aroclor-1254 (PCB-1254)	ND	2.00	5.00	ug/kg							
Aroclor-1260 (PCB-1260)	ND	2.00	5.00	ug/kg							
Aroclor-1262 (PCB-1262)	ND	2.00	5.00	ug/kg							
Aroclor-1268 (PCB-1268)	ND	2.00	5.00	ug/kg							
Surrogate: Decachlorobiphenyl	*48.9*			*ug/kg*	*50.0*		*97.9*	*30-150*			
Surrogate: Tetrachloro-m-xylene	*38.0*			*ug/kg*	*50.0*		*76.0*	*30-150*			

The contents of this report apply to the sample(s) analyzed in accordance with the chain of custody document.
No duplication of this report is allowed, except in its entirety without written approval of the laboratory.

AMERICAN ENVIRONMENTAL TESTING LABORATORY
2834 North Naomi Street Burbank, CA 91504 • ELAP# 1541 & 2402 • LACSD# 10181
TEL (888) 288-AETL • (818) 845-8200 • www.aetlab.com
A KYZER LABS COMPANY

NV5	AETL Job Number:	BBJ0304	Site:	Cabrillo ES
3777 Long Beach Boulevard, Annex Building	Project Number:	[none]		
Long Beach, CA 90807	Attention:	Jonathan Barkman		
	Project Name:	Cabrillo ES PCB	Reported:	11/02/2020 14:27

Quality Control Results

PCBs (EPA 8082)

Analyte	Result	MDL	RL	Units	Spike Level	Source Result	%REC	%REC Limits	RPD	RPD Limit	Qualifier
Batch: B0J0627 - 3540C (Continued)					**Prepared: 10/26/2020 12:31**						
LCS (B0J0627-BS1)					**Analyzed: 10/27/2020 17:38**						
Aroclor-1016 (PCB-1016)	339	2.00	5.00	ug/kg	500		67.7	50-150			D
Aroclor-1260 (PCB-1260)	358	2.00	5.00	ug/kg	500		71.5	50-150			D
Surrogate: Decachlorobiphenyl	*29.9*			*ug/kg*	*25.0*		*120*	*30-150*			
Surrogate: Tetrachloro-m-xylene	*12.1*			*ug/kg*	*25.0*		*48.6*	*30-150*			
LCSD (B0J0627-BSD1)					**Analyzed: 10/27/2020 17:58**						
Aroclor-1016 (PCB-1016)	318	2.00	5.00	ug/kg	500		63.6	50-150	6.21	40	D
Aroclor-1260 (PCB-1260)	460	2.00	5.00	ug/kg	500		92.0	50-150	25.0	40	D
Surrogate: Decachlorobiphenyl	*26.9*			*ug/kg*	*25.0*		*108*	*30-150*			
Surrogate: Tetrachloro-m-xylene	*15.0*			*ug/kg*	*25.0*		*60.0*	*30-150*			
Batch: B0J0653 - 3540C					**Prepared: 10/27/2020 12:14**						
Method Blank (B0J0653-BLK1)					**Analyzed: 10/28/2020 19:30**						
Aroclor-1016 (PCB-1016)	ND	20.0	50.0	ug/kg							
Aroclor-1221 (PCB-1221)	ND	20.0	50.0	ug/kg							
Aroclor-1232 (PCB-1232)	ND	20.0	50.0	ug/kg							
Aroclor-1242 (PCB-1242)	ND	20.0	50.0	ug/kg							
Aroclor-1248 (PCB-1248)	ND	20.0	50.0	ug/kg							
Aroclor-1254 (PCB-1254)	ND	20.0	50.0	ug/kg							
Aroclor-1260 (PCB-1260)	ND	20.0	50.0	ug/kg							
Aroclor-1262 (PCB-1262)	ND	20.0	50.0	ug/kg							
Aroclor-1268 (PCB-1268)	ND	20.0	50.0	ug/kg							
Surrogate: Decachlorobiphenyl	*310*			*ug/kg*	*250*		*124*	*30-150*			
Surrogate: Tetrachloro-m-xylene	*312*			*ug/kg*	*250*		*125*	*30-150*			

The contents of this report apply to the sample(s) analyzed in accordance with the chain of custody document.
No duplication of this report is allowed, except in its entirety without written approval of the laboratory.

AMERICAN ENVIRONMENTAL TESTING LABORATORY
2834 North Naomi Street Burbank, CA 91504 • ELAP# 1541 & 2402 • LACSD# 10181
TEL (888) 288-AETL • (818) 845-8200 • www.aetlab.com
A KYZER LABS COMPANY

NV5	AETL Job Number:	BBJ0304	Site:	Cabrillo ES
3777 Long Beach Boulevard, Annex Building	Project Number:	[none]		
Long Beach, CA 90807	Attention:	Jonathan Barkman		
	Project Name:	Cabrillo ES PCB	Reported:	11/02/2020 14:27

Quality Control Results

PCBs (EPA 8082)

Analyte	Result	MDL	RL	Units	Spike Level	Source Result	%REC	%REC Limits	RPD	RPD Limit	Qualifier
Batch: B0J0653 - 3540C (Continued)					**Prepared: 10/27/2020 12:14**						
LCS (B0J0653-BS1)					**Analyzed: 10/28/2020 18:51**						
Aroclor-1016 (PCB-1016)	4180	20.0	50.0	ug/kg	5000		83.5	50-150			
Aroclor-1260 (PCB-1260)	5710	20.0	50.0	ug/kg	5000		114	50-150			
Surrogate: Decachlorobiphenyl	*347*			*ug/kg*	*250*		*139*	*30-150*			
Surrogate: Tetrachloro-m-xylene	*252*			*ug/kg*	*250*		*101*	*30-150*			
LCSD (B0J0653-BSD1)					**Analyzed: 10/28/2020 19:11**						
Aroclor-1016 (PCB-1016)	4760	20.0	50.0	ug/kg	5000		95.1	50-150	13.0	40	
Aroclor-1260 (PCB-1260)	5940	20.0	50.0	ug/kg	5000		119	50-150	3.87	40	
Surrogate: Decachlorobiphenyl	*295*			*ug/kg*	*250*		*118*	*30-150*			
Surrogate: Tetrachloro-m-xylene	*225*			*ug/kg*	*250*		*89.8*	*30-150*			
Batch: B0J0702 - 3540C					**Prepared: 10/28/2020 13:45**						
Method Blank (B0J0702-BLK1)					**Analyzed: 10/29/2020 20:24**						
Aroclor-1016 (PCB-1016)	ND	2.00	5.00	ug/kg							
Aroclor-1221 (PCB-1221)	ND	2.00	5.00	ug/kg							
Aroclor-1232 (PCB-1232)	ND	2.00	5.00	ug/kg							
Aroclor-1242 (PCB-1242)	ND	2.00	5.00	ug/kg							
Aroclor-1248 (PCB-1248)	ND	2.00	5.00	ug/kg							
Aroclor-1254 (PCB-1254)	ND	2.00	5.00	ug/kg							
Aroclor-1260 (PCB-1260)	ND	2.00	5.00	ug/kg							
Aroclor-1262 (PCB-1262)	ND	2.00	5.00	ug/kg							
Aroclor-1268 (PCB-1268)	ND	2.00	5.00	ug/kg							
Surrogate: Decachlorobiphenyl	*57.6*			*ug/kg*	*50.0*		*115*	*30-150*			
Surrogate: Tetrachloro-m-xylene	*30.6*			*ug/kg*	*50.0*		*61.1*	*30-150*			

The contents of this report apply to the sample(s) analyzed in accordance with the chain of custody document.
No duplication of this report is allowed, except in its entirety without written approval of the laboratory.

AMERICAN ENVIRONMENTAL TESTING LABORATORY
2834 North Naomi Street Burbank, CA 91504 • ELAP# 1541 & 2402 • LACSD# 10181
TEL (888) 288-AETL • (818) 845-8200 • www.aetlab.com
A KYZER LABS COMPANY

NV5	AETL Job Number:	BBJ0304	Site:	Cabrillo ES
3777 Long Beach Boulevard, Annex Building	Project Number:	[none]		
Long Beach, CA 90807	Attention:	Jonathan Barkman		
	Project Name:	Cabrillo ES PCB	Reported:	11/02/2020 14:27

Quality Control Results

PCBs (EPA 8082)

Analyte	Result	MDL	RL	Units	Spike Level	Source Result	%REC	%REC Limits	RPD	RPD Limit	Qualifier
Batch: B0J0702 - 3540C (Continued)					**Prepared: 10/28/2020 13:45**						
LCS (B0J0702-BS1)					**Analyzed: 10/29/2020 19:26**						
Aroclor-1016 (PCB-1016)	519	2.00	5.00	ug/kg	500		104	50-150			D
Aroclor-1260 (PCB-1260)	432	2.00	5.00	ug/kg	500		86.4	50-150			D
Surrogate: Decachlorobiphenyl	*25.4*			*ug/kg*	*25.0*		*101*	*30-150*			
Surrogate: Tetrachloro-m-xylene	*18.2*			*ug/kg*	*25.0*		*73.0*	*30-150*			
LCSD (B0J0702-BSD1)					**Analyzed: 10/29/2020 20:05**						
Aroclor-1016 (PCB-1016)	442	2.00	5.00	ug/kg	500		88.5	50-150	15.9	40	D
Aroclor-1260 (PCB-1260)	580	2.00	5.00	ug/kg	500		116	50-150	29.1	40	D
Surrogate: Decachlorobiphenyl	*31.2*			*ug/kg*	*25.0*		*125*	*30-150*			
Surrogate: Tetrachloro-m-xylene	*17.0*			*ug/kg*	*25.0*		*68.2*	*30-150*			
Batch: B0J0724 - 3540C					**Prepared: 10/29/2020 08:13**						
Method Blank (B0J0724-BLK1)					**Analyzed: 10/30/2020 10:18**						
Aroclor-1016 (PCB-1016)	ND	2.00	5.00	ug/kg							
Aroclor-1221 (PCB-1221)	ND	2.00	5.00	ug/kg							
Aroclor-1232 (PCB-1232)	ND	2.00	5.00	ug/kg							
Aroclor-1242 (PCB-1242)	ND	2.00	5.00	ug/kg							
Aroclor-1248 (PCB-1248)	ND	2.00	5.00	ug/kg							
Aroclor-1254 (PCB-1254)	ND	2.00	5.00	ug/kg							
Aroclor-1260 (PCB-1260)	ND	2.00	5.00	ug/kg							
Aroclor-1262 (PCB-1262)	ND	2.00	5.00	ug/kg							
Aroclor-1268 (PCB-1268)	ND	2.00	5.00	ug/kg							
Surrogate: Decachlorobiphenyl	*53.6*			*ug/kg*	*50.0*		*107*	*30-150*			
Surrogate: Tetrachloro-m-xylene	*33.8*			*ug/kg*	*50.0*		*67.6*	*30-150*			

The contents of this report apply to the sample(s) analyzed in accordance with the chain of custody document.
No duplication of this report is allowed, except in its entirety without written approval of the laboratory.

AMERICAN ENVIRONMENTAL TESTING LABORATORY
2834 North Naomi Street Burbank, CA 91504 • ELAP# 1541 & 2402 • LACSD# 10181
TEL (888) 288-AETL • (818) 845-8200 • www.aetlab.com
A KYZER LABS COMPANY

NV5	AETL Job Number:	BBJ0304	Site:	Cabrillo ES
3777 Long Beach Boulevard, Annex Building	Project Number:	[none]		
Long Beach, CA 90807	Attention:	Jonathan Barkman		
	Project Name:	Cabrillo ES PCB	Reported:	11/02/2020 14:27

Quality Control Results

PCBs (EPA 8082)

Analyte	Result	MDL	RL	Units	Spike Level	Source Result	%REC	%REC Limits	RPD	RPD Limit	Qualifier
Batch: B0J0724 - 3540C (Continued)					**Prepared: 10/29/2020 08:13**						
LCS (B0J0724-BS1)					**Analyzed: 10/30/2020 09:39**						
Aroclor-1016 (PCB-1016)	562	2.00	5.00	ug/kg	500		112	50-150			D
Aroclor-1260 (PCB-1260)	480	2.00	5.00	ug/kg	500		96.0	50-150			D
Surrogate: Decachlorobiphenyl	*26.7*			*ug/kg*	*25.0*		*107*	*30-150*			
Surrogate: Tetrachloro-m-xylene	*15.0*			*ug/kg*	*25.0*		*60.0*	*30-150*			
LCSD (B0J0724-BSD1)					**Analyzed: 10/30/2020 09:59**						
Aroclor-1016 (PCB-1016)	540	2.00	5.00	ug/kg	500		108	50-150	3.98	40	D
Aroclor-1260 (PCB-1260)	424	2.00	5.00	ug/kg	500		84.8	50-150	12.3	40	D
Surrogate: Decachlorobiphenyl	*25.8*			*ug/kg*	*25.0*		*103*	*30-150*			
Surrogate: Tetrachloro-m-xylene	*21.6*			*ug/kg*	*25.0*		*86.4*	*30-150*			

The contents of this report apply to the sample(s) analyzed in accordance with the chain of custody document.
No duplication of this report is allowed, except in its entirety without written approval of the laboratory.

AMERICAN ENVIRONMENTAL TESTING LABORATORY
2834 North Naomi Street Burbank, CA 91504 • ELAP# 1541 & 2402 • LACSD# 10181
TEL (888) 288-AETL • (818) 845-8200 • www.aetlab.com
A KYZER LABS COMPANY

NV5	AETL Job Number:	BBJ0304	Site:	Cabrillo ES
3777 Long Beach Boulevard, Annex Building	Project Number:	[none]		
Long Beach, CA 90807	Attention:	Jonathan Barkman		
	Project Name:	Cabrillo ES PCB	Reported:	11/02/2020 14:27

Qualifiers and Definitions

Item	Qualifiers
D	Sample was analyzed under dilution due to matrix interference.
S6	Surrogate recovery is outside control limits due to matrix interference.

Item	Definitions
% wt	Percent Weight
%REC	Percent Recovery
°C	Degrees Celsius
AETL	American Environmental Testing Laboratory, LLC
C	Carbon
CARB	California Air Resources Board
COC	Chain of Custody
DRO	Diesel Range Organics
Dup	Duplicate
ELAP	Environmental Laboratory Accreditation Program
EPA	Environmental Protection Agency
GRO	Gasoline Range Organics
HC	Hydrocarbon
LACSD	Los Angeles County Sanitation Districts
LCS	Laboratory Control Sample - A sample matrix, free from the analytes of interest, spiked with verified known amounts of analytes.
LCSD	Laboratory Control Sample Duplicate - A replicate of Laboratory Control Sample.
LOQ	Limit of Quantitation
MDL	Method Detection Limit - The minimum measured concentration of a substance that can be reported with 99% confidence. MDL is statistically derived number which is specific for each instrument, each method and each compound.
mg/kg	Miligrams per Kilogram
mg/L	Miligrams per Liter
MRO	Motor oil Range Organics
MS	Matrix Spike - A sample prepared, taken through all sample preparation and analytical steps of the procedure and analyzed as an independent test results.
MSD	Matrix Spike Duplicate - A replicate of Matrix Spike Sample.
N	No
ND	Analyte is not detected below Method Detection Limit.
ng/m3	Nanograms per cubic meter
NIOSH	National Institute for Occupational Safety and Health
nL/L	Nanoliters per Liter
NTU	Nephelometric Turbidity Units
Ohm-cm	Ohms per centimeter
OSHA	Occupational Safety and Health Administration

The contents of this report apply to the sample(s) analyzed in accordance with the chain of custody document.
No duplication of this report is allowed, except in its entirety without written approval of the laboratory.

AMERICAN ENVIRONMENTAL TESTING LABORATORY
2834 North Naomi Street Burbank, CA 91504 • ELAP# 1541 & 2402 • LACSD# 10181
TEL (888) 288-AETL • (818) 845-8200 • www.aetlab.com
A KYZER LABS COMPANY

NV5	AETL Job Number:	BBJ0304	Site:	Cabrillo ES
3777 Long Beach Boulevard, Annex Building	Project Number:	[none]		
Long Beach, CA 90807	Attention:	Jonathan Barkman		
	Project Name:	Cabrillo ES PCB	Reported:	11/02/2020 14:27

PCB	Polychlorinated Biphenyl
RL	Reporting Limit - The lowest concentration at which an analyte can be detected in a sample and its concentration can be reported with a specified degree of confidence, accuracy and precision. For usage at AETL, RL is equivalant to LOQ.
RPD	Relative Percent Difference
SIM	Selective Ion Monitoring
SPLP	Synthetic Precipitation Leaching Procedure
STLC	Soluble Threshold Limit Concentration
TCLP	Toxicity Characteristic Leaching Procedure
TPH	Total Petroleum Hydrocarbons
TTLC	Total Threshold Limit Concentrations
ug/kg	Micrograms per Kilogram
ug/L	Micrograms per Liter
ug/m3	Micrograms per cubic meter
WET	Waste Extraction Test
Y	Yes
ZHE	Zero Headspace Extraction

The contents of this report apply to the sample(s) analyzed in accordance with the chain of custody document.
No duplication of this report is allowed, except in its entirety without written approval of the laboratory.

AMERICAN ENVIRONMENTAL TESTING LABORATORY
2834 North Naomi Street Burbank, CA 91504 • ELAP# 1541 & 2402 • LACSD# 10181
TEL (888) 288-AETL • (818) 845-8200 • www.aetlab.com
A KYZER LABS COMPANY

November 25, 2020

AETL Job No: BBK0216
Received Date: 11/13/2020
Project Number: SMSD-20-9850

NV5
3777 Long Beach Boulevard, Annex Building
Long Beach, CA 90807
Telephone: (562) 495-5777

Attention: Jonathan Barkman

Project Name: Juan Cabrillo Elementary School
Site: 30237 Morning View Drive
Malibu, CA 90265

Enclosed please find the results of analyses for samples which were analyzed as specified on the attached chain of custody. If you have any questions concerning this report, please do not hesitate to call.

Checked By: Harriet Torosyan
Harriet Torosyan
Project Manager

Approved By:
Jim Lin
Project Manager

Table of Contents

Client Project Name: Cabrillo Elementary School (SMSD-20-9850)
Work Order Number: BBK0216

1 Cover Letter 1
2 Sample Condition on Receipt 3
3 Chain of Custody 4
4 Cooler Receipt Form 6
5 Case Narrative 7
6 Samples Received 8
7 Positive Hits Summary 15
8 Analytical Results 16
9 Quality Control Results 42
10 Qualifiers and Definitions 45

AMERICAN ENVIRONMENTAL TESTING LABORATORY
2834 North Naomi Street Burbank, CA 91504 • ELAP# 1541 & 2402 • LACSD# 10181
TEL (888) 288-AETL • (818) 845-8200 • www.aetlab.com
A KYZER LABS COMPANY

NV5	AETL Job Number:	BBK0216	Site:	30237 Morning View Drive
3777 Long Beach Boulevard, Annex Building	Project Number:	SMSD-20-9850		Malibu, CA 90265
Long Beach, CA 90807	Attention:	Jonathan Barkman		
	Project Name:	Juan Cabrillo Elementary School	Reported:	11/25/2020 17:30

Sample Condition on Receipt

Cooler ID: Default Cooler **Temperature: 4.0 °C**

Are the COCs Correct	Y		
Labels Legible	Y	Containers In Good Condition	Y
COC/Labels Agree	Y	Samples Preserved Properly	Y
Sufficient Sample Volume	Y	Sufficient Holding Time for all Tests	Y
Sample Labels intact	Y	Received on Ice	Y

The contents of this report apply to the sample(s) analyzed in accordance with the chain of custody document.
No duplication of this report is allowed, except in its entirety without written approval of the laboratory.

AMERICAN ENVIRONMENTAL TESTING LABORATORY
2834 NORTH NAOMI ST. BURBANK, CALIFORNIA 91504 ELAP # 1541 LACSD# 10181
TEL (888) 288-AETL (818) 845-8200 FAX (818) 845-8840 www.aetlab.com
A KYZER LABS COMPANY

CHAIN OF CUSTODY RECORD

121153

AETL JOB No. BB16216

COMPANY: NVS
PROJECT MANAGER: Jonathan. Balkman@NVS.com
COMPANY ADDRESS: 3777 Long Beach Blvd, Long Beach CA
PHONE:
EMAIL:
PROJECT NAME: Cabrillo ES
PROJECT #: SMSD-20-9850
SITE NAME AND ADDRESS: Cabrillo ES Malibu CA
PO #:

ANALYSIS REQUESTED

	SAMPLE ID	LAB ID	DATE	TIME	MATRIX	CONTAINER NUMBER/SIZE	PRES.	EPA 8082	Soxhlet Extraction	TEST INSTRUCTIONS & COMMENTS
1	MPR-34	BBK0216.01	10/12/20	1410	BULK	1	ICE	X	X	
2	MPR-35	.07		1415		1		X	X	
3	MPR-36	.03		1425		1		X	X	
4	MPR-37	.04		1435		1		X	X	
5	MPR-38	.05		1440		1		X	X	
6	MPR-39	.06		1450		1		X	X	
7	MPR-40	.07		1500		1		X	X	
8	MPR-41	.08		1510		1		X	X	
9	MPR-42	.09		1520		1		X	X	
10	MPR-43	.10		1525		1		X	X	
11	MPR-44	.11		1530		1		X	X	
12	MPR-45	.12		1540		1		X	X	
13	MPR-46	.13		1550		1		X	X	
14	MPR-47	.14		1600		1		X	X	
15	MPR-48	.15		1620		1		X	X	

TOTAL NUMBER OF CONTAINERS: 15

BILLING INFORMATION / SPECIAL INSTRUCTIONS

RELINQUISHED BY SAMPLER: 1.	RELINQUISHED BY: 2.	RELINQUISHED BY: 3.
Signature: [signature]	Signature:	Signature: [signature]
Printed Name: Jorge Robles	Printed Name:	Printed Name: C. [illegible]
Date: 11/12/20 Time: 2000	Date: Time:	Date: 11/13/20 Time: 1650

RECEIVED BY: 1.	RECEIVED BY: 2.	RECEIVED BY LABORATORY: 3.
Signature: [signature]	Signature:	Signature: [signature]
Printed Name: Catherine [illegible]	Printed Name:	Printed Name: Sarges Pirch
Date: 11/13/20 Time: 1235	Date: Time:	Date: 11/13/20 Time: 1650

TURN AROUND TIME
- [x] NORMAL
- [ ] SAME DAY RUSH
- [ ] NEXT DAY RUSH
- [ ] 2 DAYS RUSH
- [ ] 3 DAYS RUSH
- [ ] 4 DAYS RUSH

DATA DELIVERABLE REQUIRED
- [ ] HARD COPY
- [ ] E-COPY
- [ ] GEOTRACKER (GLOBAL ID) _____
- [ ] OTHER (PLEASE SPECIFY) _____

DISTRIBUTION: WHITE - Laboratory, CANARY - Laboratory, PINK - Project/Account Manager, YELLOW - Sampler/Originator

AMERICAN ENVIRONMENTAL TESTING LABORATORY
2834 NORTH NAOMI ST. BURBANK, CALIFORNIA 91504 ELAP # 1541 LACSD# 10181
TEL (888) 288-AETL (818) 845-8200 FAX (818) 845-8840 www.aetlab.com
A KYZER LABS COMPANY

CHAIN OF CUSTODY RECORD

121154

AETL JOB No. BBK0216

COMPANY: NVS
PROJECT MANAGER: Jonathan.Barkman@NVS.com
COMPANY ADDRESS: 3777 Long Beach Blvd, Long Beach CA
PHONE:
EMAIL:
PROJECT NAME: Cabrillo ES
PROJECT #: SMSD-20-9850
SITE NAME AND ADDRESS: Cabrillo ESS, Malibu CA
PO #:

	SAMPLE ID	LAB ID	DATE	TIME	MATRIX	CONTAINER NUMBER/SIZE	PRES.
1	MPR-49	BBK0216-16	10/12/20	1630	BULK	1	ICE
2	MPR-50	-17		1640		1	
3	MPR-51	-18		1650		1	
4	MPR-52	-19		1700		1	
5	MPR-53	-20		1705		1	
6	MPR-54	-21		1715		1	
7	MPR-55	-22		1730		1	
8	MPR-56	-23		1735		1	
9	MPR-57	-24		1740		1	
10	MPR-58	-25		1750		1	
11	MPR-59	-26		1800		1	
12							
13							
14							
15							

ANALYSIS REQUESTED

EPA 8082	Soxhlet Extraction
X	X
X	X
X	X
X	X
X	X
X	X
X	X
X	X
X	X
X	X
X	X

TEST INSTRUCTIONS & COMMENTS

TOTAL NUMBER OF CONTAINERS: 11

BILLING INFORMATION / SPECIAL INSTRUCTIONS

RELINQUISHED BY SAMPLER: 1.
Signature:
Printed Name: Jorge Robles
Date: 11/12/20 Time: 1235

RELINQUISHED BY: 2.
Signature:
Printed Name:
Date: Time:

RELINQUISHED BY: 3.
Signature:
Printed Name: C. Phillips
Date: 11/13/20 Time: 1650

RECEIVED BY: 1.
Signature:
Printed Name: Christian Powell
Date: 11/13/20 Time: 1235

RECEIVED BY: 2.
Signature:
Printed Name:
Date: Time:

RECEIVED BY LABORATORY: 3.
Signature:
Printed Name: Sergio P
Date: 11/13/20 Time: 1650

TURN AROUND TIME
☐ NORMAL ☐ SAME DAY RUSH ☐ NEXT DAY RUSH
☐ 2 DAYS RUSH ☐ 3 DAYS RUSH ☐ 4 DAYS RUSH

DATA DELIVERABLE REQUIRED
☐ HARD COPY
☐ E-COPY
☐ GEOTRACKER (GLOBAL ID) _____
☐ OTHER (PLEASE SPECIFY) _____

DISTRIBUTION: WHITE - Laboratory, CANARY - Laboratory, PINK - Project/Account Manager, YELLOW - Sampler/Originator

AMERICAN ENVIRONMENTAL TESTING LABORATORY
2834 N. NAOMI ST. BURBANK, CALIFORNIA 91504 ELAP# 1541 & 2402 LACSD# 10181
TEL (888) 288-AETL (818) 845-8200 FAX (818) 845-8840 www.aetlab.com
A KYZER LABS COMPANY

COOLER RECEIPT FORM

Client Name: NVS
Project Name:
AETL Job Number: BBK0216
Date Received: 11/13/2020 Received by: Sergio Pinch
Carrier: ☑ AETL Courier ☐ Client ☐ GSL ☐ FedEx ☐ UPS
☐ Others:

Samples were received in: ☑ Cooler (1) ☐ Other (Specify):
Inside temperature of shipping container No 1: 4°C, No 2: ____, No 3: ____
Type of sample containers: ☐ VOA, ☐ Glass bottles, ☐ Wide mouth jars, ☐ HDPE bottles, ☐ Metal sleeves, ☑ Others (Specify): Bags
How are samples preserved: ☐ None, ☑ Ice, ☐ Blue Ice, ☐ Dry Ice
☑ None, ☐ HNO_3, ☐ NaOH, ☐ ZnOAc, ☐ HCl, ☐ $Na_2S_2O_3$, ☐ MeOH
☐ Other (Specify):

	Yes	No*	N/A	Name, if client was notified.
1. Are the COCs Correct?	✓			
2. Are Sample labels legible & indelible ink?	✓			
3. Do samples match the COC?	✓			
4. Are the required analyses clear?	✓			
5. Is there enough samples for required analysis?	✓			
6. Does cooler or samples have custody seal(s)?			N/A	
7. Are sample containers in good condition?	✓			
8. Are samples preserved?	✓			
9. Are samples preserved properly for the intended analysis?	✓			
10. Are the VOAs free of headspace?			N/A	
11. Are the jars free of headspace?			N/A	
* = see note below. N/A = Not Applicable				

PLEASE NOTE ALL SAMPLES WILL BE DISPOSED OF 30 DAYS AFTER RECEIVING DATE. IF AETL IS INFORMED OTHERWISE, THERE WILL BE A STORAGE CHARGE PER SAMPLE PER MONTH FOR ANY SAMPLE HELD BEYOND 30 DAYS.

***Explain all "No" answers for above questions:**

AMERICAN ENVIRONMENTAL TESTING LABORATORY
2834 North Naomi Street Burbank, CA 91504 • ELAP# 1541 & 2402 • LACSD# 10181
TEL (888) 288-AETL • (818) 845-8200 • www.aetlab.com
A KYZER LABS COMPANY

NV5	AETL Job Number:	BBK0216	Site:	30237 Morning View Drive
3777 Long Beach Boulevard, Annex Building	Project Number:	SMSD-20-9850		Malibu, CA 90265
Long Beach, CA 90807	Attention:	Jonathan Barkman		
	Project Name:	Juan Cabrillo Elementary School	Reported:	11/25/2020 17:30

Case Narrative

The following "Sample Received" Section summarizes the samples received and associated analyses requested as specified on the enclosed chain of custody.

Results as reported by the laboratory apply only to 1) the items tested, 2) as the samples are received, and 3) the accuracy of information provided. Information supplied by the customer that may affect validity of results and may be contained in this report include Project Name/Number, Site Location, Sample Locations, Sampling Dates/Times, Sample ID, Sample Preservation, Sample Matrix, Sample Properties, Field Blanks, Field Duplicates, Field Spikes, and Site Historical Data.

Accreditation applies only to the test methods listed on each scope of accreditation held by the laboratory; certifications held by the laboratory may not apply to results supplied in this report.

Unless otherwise noted, all results of soil and solid samples are based on wet weight.

No analytical non-conformances were encountered.

Qualifiers are noted in the report.

The contents of this report apply to the sample(s) analyzed in accordance with the chain of custody document.
No duplication of this report is allowed, except in its entirety without written approval of the laboratory.

AMERICAN ENVIRONMENTAL TESTING LABORATORY
2834 North Naomi Street Burbank, CA 91504 • ELAP# 1541 & 2402 • LACSD# 10181
TEL (888) 288-AETL • (818) 845-8200 • www.aetlab.com
A KYZER LABS COMPANY

NV5	AETL Job Number:	BBK0216	Site:	30237 Morning View Drive	
3777 Long Beach Boulevard, Annex Building	Project Number:	SMSD-20-9850		Malibu, CA 90265	
Long Beach, CA 90807	Attention:	Jonathan Barkman			
	Project Name:	Juan Cabrillo Elementary School	Reported:	11/25/2020 17:30	

Samples Received

AETL received the following samples on 11/13/2020 with the following specifications

Project Name: 30237 Morning View Drive
Site: Malibu, CA 90265

Client ID		Sample Date
MPR-34		11/12/2020 14:10
Lab ID	**Matrix**	**Quantity of Containers**
BBK0216-01	Solid	1
Analysis	**Units**	**TAT**
EPA 8082	ug/kg	5

Client ID		Sample Date
MPR-35		11/12/2020 14:15
Lab ID	**Matrix**	**Quantity of Containers**
BBK0216-02	Solid	1
Analysis	**Units**	**TAT**
EPA 8082	ug/kg	5

Client ID		Sample Date
MPR-36		11/12/2020 14:25
Lab ID	**Matrix**	**Quantity of Containers**
BBK0216-03	Solid	1
Analysis	**Units**	**TAT**
EPA 8082	ug/kg	5

Client ID		Sample Date
MPR-37		11/12/2020 14:35
Lab ID	**Matrix**	**Quantity of Containers**
BBK0216-04	Solid	1
Analysis	**Units**	**TAT**
EPA 8082	ug/kg	5

The contents of this report apply to the sample(s) analyzed in accordance with the chain of custody document.
No duplication of this report is allowed, except in its entirety without written approval of the laboratory.

NV5	AETL Job Number:	BBK0216	Site:	30237 Morning View Drive	
3777 Long Beach Boulevard, Annex Building	Project Number:	SMSD-20-9850		Malibu, CA 90265	
Long Beach, CA 90807	Attention:	Jonathan Barkman			
	Project Name:	Juan Cabrillo Elementary School	Reported:	11/25/2020 17:30	

Samples Received

(Continued)

AETL received the following samples on 11/13/2020 with the following specifications

Project Name: 30237 Morning View Drive
Site: Malibu, CA 90265

Client ID		Sample Date
MPR-38		11/12/2020 14:40
Lab ID	**Matrix**	**Quantity of Containers**
BBK0216-05	Solid	1
Analysis	**Units**	**TAT**
EPA 8082	ug/kg	5

Client ID		Sample Date
MPR-39		11/12/2020 14:50
Lab ID	**Matrix**	**Quantity of Containers**
BBK0216-06	Solid	1
Analysis	**Units**	**TAT**
EPA 8082	ug/kg	5

Client ID		Sample Date
MPR-40		11/12/2020 15:00
Lab ID	**Matrix**	**Quantity of Containers**
BBK0216-07	Solid	1
Analysis	**Units**	**TAT**
EPA 8082	ug/kg	5

Client ID		Sample Date
MPR-41		11/12/2020 15:10
Lab ID	**Matrix**	**Quantity of Containers**
BBK0216-08	Solid	1
Analysis	**Units**	**TAT**
EPA 8082	ug/kg	5

The contents of this report apply to the sample(s) analyzed in accordance with the chain of custody document.
No duplication of this report is allowed, except in its entirety without written approval of the laboratory.

NV5	AETL Job Number:	BBK0216	Site:	30237 Morning View Drive	
3777 Long Beach Boulevard, Annex Building	Project Number:	SMSD-20-9850		Malibu, CA 90265	
Long Beach, CA 90807	Attention:	Jonathan Barkman			
	Project Name:	Juan Cabrillo Elementary School	Reported:	11/25/2020 17:30	

Samples Received

(Continued)

AETL received the following samples on 11/13/2020 with the following specifications

Project Name: 30237 Morning View Drive
Site: Malibu, CA 90265

Client ID		Sample Date
MPR-42		11/12/2020 15:20
Lab ID	**Matrix**	**Quantity of Containers**
BBK0216-09	Solid	1
Analysis	**Units**	**TAT**
EPA 8082	ug/kg	5

Client ID		Sample Date
MPR-43		11/12/2020 15:25
Lab ID	**Matrix**	**Quantity of Containers**
BBK0216-10	Solid	1
Analysis	**Units**	**TAT**
EPA 8082	ug/kg	5

Client ID		Sample Date
MPR-44		11/12/2020 15:30
Lab ID	**Matrix**	**Quantity of Containers**
BBK0216-11	Solid	1
Analysis	**Units**	**TAT**
EPA 8082	ug/kg	5

Client ID		Sample Date
MPR-45		11/12/2020 15:40
Lab ID	**Matrix**	**Quantity of Containers**
BBK0216-12	Solid	1
Analysis	**Units**	**TAT**
EPA 8082	ug/kg	5

The contents of this report apply to the sample(s) analyzed in accordance with the chain of custody document.
No duplication of this report is allowed, except in its entirety without written approval of the laboratory.

NV5	AETL Job Number:	BBK0216	Site:	30237 Morning View Drive	
3777 Long Beach Boulevard, Annex Building	Project Number:	SMSD-20-9850		Malibu, CA 90265	
Long Beach, CA 90807	Attention:	Jonathan Barkman			
	Project Name:	Juan Cabrillo Elementary School	Reported:	11/25/2020 17:30	

Samples Received

(Continued)

AETL received the following samples on 11/13/2020 with the following specifications

Project Name: 30237 Morning View Drive
Site: Malibu, CA 90265

Client ID		Sample Date
MPR-46		11/12/2020 15:50
Lab ID	**Matrix**	**Quantity of Containers**
BBK0216-13	Solid	1

Analysis	Units	TAT
EPA 8082	ug/kg	5

Client ID		Sample Date
MPR-47		11/12/2020 16:00
Lab ID	**Matrix**	**Quantity of Containers**
BBK0216-14	Solid	1

Analysis	Units	TAT
EPA 8082	ug/kg	5

Client ID		Sample Date
MPR-48		11/12/2020 16:20
Lab ID	**Matrix**	**Quantity of Containers**
BBK0216-15	Solid	1

Analysis	Units	TAT
EPA 8082	ug/kg	5

Client ID		Sample Date
MPR-49		11/12/2020 16:30
Lab ID	**Matrix**	**Quantity of Containers**
BBK0216-16	Solid	1

Analysis	Units	TAT
EPA 8082	ug/kg	5

The contents of this report apply to the sample(s) analyzed in accordance with the chain of custody document.
No duplication of this report is allowed, except in its entirety without written approval of the laboratory.

NV5	AETL Job Number:	BBK0216	Site:	30237 Morning View Drive	
3777 Long Beach Boulevard, Annex Building	Project Number:	SMSD-20-9850		Malibu, CA 90265	
Long Beach, CA 90807	Attention:	Jonathan Barkman			
	Project Name:	Juan Cabrillo Elementary School	Reported:	11/25/2020 17:30	

Samples Received

(Continued)

AETL received the following samples on 11/13/2020 with the following specifications

Project Name: 30237 Morning View Drive
Site: Malibu, CA 90265

Client ID		Sample Date
MPR-50		11/12/2020 16:40
Lab ID	**Matrix**	**Quantity of Containers**
BBK0216-17	Solid	1
Analysis	**Units**	**TAT**
EPA 8082	ug/kg	5

Client ID		Sample Date
MPR-51		11/12/2020 16:50
Lab ID	**Matrix**	**Quantity of Containers**
BBK0216-18	Solid	1
Analysis	**Units**	**TAT**
EPA 8082	ug/kg	5

Client ID		Sample Date
MPR-52		11/12/2020 17:00
Lab ID	**Matrix**	**Quantity of Containers**
BBK0216-19	Solid	1
Analysis	**Units**	**TAT**
EPA 8082	ug/kg	5

Client ID		Sample Date
MPR-53		11/12/2020 17:05
Lab ID	**Matrix**	**Quantity of Containers**
BBK0216-20	Solid	1
Analysis	**Units**	**TAT**
EPA 8082	ug/kg	5

The contents of this report apply to the sample(s) analyzed in accordance with the chain of custody document.
No duplication of this report is allowed, except in its entirety without written approval of the laboratory.

NV5	AETL Job Number:	BBK0216	Site:	30237 Morning View Drive	
3777 Long Beach Boulevard, Annex Building	Project Number:	SMSD-20-9850		Malibu, CA 90265	
Long Beach, CA 90807	Attention:	Jonathan Barkman			
	Project Name:	Juan Cabrillo Elementary School	Reported:	11/25/2020 17:30	

Samples Received

(Continued)

AETL received the following samples on 11/13/2020 with the following specifications

Project Name: 30237 Morning View Drive
Site: Malibu, CA 90265

Client ID		Sample Date
MPR-54		11/12/2020 17:15
Lab ID	**Matrix**	**Quantity of Containers**
BBK0216-21	Solid	1
Analysis	**Units**	**TAT**
EPA 8082	ug/kg	5

Client ID		Sample Date
MPR-55		11/12/2020 17:30
Lab ID	**Matrix**	**Quantity of Containers**
BBK0216-22	Solid	1
Analysis	**Units**	**TAT**
EPA 8082	ug/kg	5

Client ID		Sample Date
MPR-56		11/12/2020 17:35
Lab ID	**Matrix**	**Quantity of Containers**
BBK0216-23	Solid	1
Analysis	**Units**	**TAT**
EPA 8082	ug/kg	5

Client ID		Sample Date
MPR-57		11/12/2020 17:40
Lab ID	**Matrix**	**Quantity of Containers**
BBK0216-24	Solid	1
Analysis	**Units**	**TAT**
EPA 8082	ug/kg	5

The contents of this report apply to the sample(s) analyzed in accordance with the chain of custody document.
No duplication of this report is allowed, except in its entirety without written approval of the laboratory.

AMERICAN ENVIRONMENTAL TESTING LABORATORY
2834 North Naomi Street Burbank, CA 91504 • ELAP# 1541 & 2402 • LACSD# 10181
TEL (888) 288-AETL • (818) 845-8200 • www.aetlab.com
A KYZER LABS COMPANY

NV5	AETL Job Number:	BBK0216	Site:	30237 Morning View Drive
3777 Long Beach Boulevard, Annex Building	Project Number:	SMSD-20-9850		Malibu, CA 90265
Long Beach, CA 90807	Attention:	Jonathan Barkman		
	Project Name:	Juan Cabrillo Elementary School	Reported:	11/25/2020 17:30

Samples Received

(Continued)

AETL received the following samples on 11/13/2020 with the following specifications

Project Name: 30237 Morning View Drive
Site: Malibu, CA 90265

Client ID		Sample Date
MPR-58		11/12/2020 17:50
Lab ID	**Matrix**	**Quantity of Containers**
BBK0216-25	Solid	1
Analysis	**Units**	**TAT**
EPA 8082	ug/kg	5

Client ID		Sample Date
MPR-59		11/12/2020 18:00
Lab ID	**Matrix**	**Quantity of Containers**
BBK0216-26	Solid	1
Analysis	**Units**	**TAT**
EPA 8082	ug/kg	5

Total Number of Samples received: 26

The contents of this report apply to the sample(s) analyzed in accordance with the chain of custody document.
No duplication of this report is allowed, except in its entirety without written approval of the laboratory.

AMERICAN ENVIRONMENTAL TESTING LABORATORY
2834 North Naomi Street Burbank, CA 91504 • ELAP# 1541 & 2402 • LACSD# 10181
TEL (888) 288-AETL • (818) 845-8200 • www.aetlab.com
A KYZER LABS COMPANY

NV5	AETL Job Number:	BBK0216	Site:	30237 Morning View Drive Malibu, CA 90265
3777 Long Beach Boulevard, Annex Building	Project Number:	SMSD-20-9850		
Long Beach, CA 90807	Attention:	Jonathan Barkman		
	Project Name:	Juan Cabrillo Elementary School	Reported:	11/25/2020 17:30

Positive Hits Summary

Lab ID	Client ID				Received
Method	Analyte	Result	Qualifier	Unit	Analyzed

No positive results reported!

The contents of this report apply to the sample(s) analyzed in accordance with the chain of custody document.
No duplication of this report is allowed, except in its entirety without written approval of the laboratory.

AMERICAN ENVIRONMENTAL TESTING LABORATORY
2834 North Naomi Street Burbank, CA 91504 • ELAP# 1541 & 2402 • LACSD# 10181
TEL (888) 288-AETL • (818) 845-8200 • www.aetlab.com
A KYZER LABS COMPANY

NV5	AETL Job Number:	BBK0216	Site:	30237 Morning View Drive Malibu, CA 90265
3777 Long Beach Boulevard, Annex Building	Project Number:	SMSD-20-9850		
Long Beach, CA 90807	Attention:	Jonathan Barkman		
	Project Name:	Juan Cabrillo Elementary School	Reported:	11/25/2020 17:30

Analytical Results

Client ID: **MPR-34**
Lab ID: **BBK0216-01 (Solid)** **Sampled:** **11/12/20 14:10**

Analyte	Result	Qualifier	Dilution	MDL	RL	Units	Prepared Date/Time	Analyzed Date/Time	Batch	Analyst Initials	Prep. Method
PCBs											
Method: EPA 8082											
Aroclor-1016 (PCB-1016)	ND		1	133	333	ug/kg	11/20/20 15:45	11/25/20 05:02	B0K0707	ATS	3540C
Aroclor-1221 (PCB-1221)	ND		1	133	333	ug/kg	11/20/20 15:45	11/25/20 05:02	B0K0707	ATS	3540C
Aroclor-1232 (PCB-1232)	ND		1	133	333	ug/kg	11/20/20 15:45	11/25/20 05:02	B0K0707	ATS	3540C
Aroclor-1242 (PCB-1242)	ND		1	133	333	ug/kg	11/20/20 15:45	11/25/20 05:02	B0K0707	ATS	3540C
Aroclor-1248 (PCB-1248)	ND		1	133	333	ug/kg	11/20/20 15:45	11/25/20 05:02	B0K0707	ATS	3540C
Aroclor-1254 (PCB-1254)	ND		1	133	333	ug/kg	11/20/20 15:45	11/25/20 05:02	B0K0707	ATS	3540C
Aroclor-1260 (PCB-1260)	ND		1	133	333	ug/kg	11/20/20 15:45	11/25/20 05:02	B0K0707	ATS	3540C
Aroclor-1262 (PCB-1262)	ND		1	133	333	ug/kg	11/20/20 15:45	11/25/20 05:02	B0K0707	ATS	3540C
Aroclor-1268 (PCB-1268)	ND		1	133	333	ug/kg	11/20/20 15:45	11/25/20 05:02	B0K0707	ATS	3540C
	Recovery				Acceptance Criteria						
Surrogate: Decachlorobiphenyl	*138%*				*30-150*		11/20/20 15:45	*11/25/20 05:02*	B0K0707	*ATS*	3540C
Surrogate: Tetrachloro-m-xylene	*150%*				*30-150*		11/20/20 15:45	*11/25/20 05:02*	B0K0707	*ATS*	3540C

The contents of this report apply to the sample(s) analyzed in accordance with the chain of custody document.
No duplication of this report is allowed, except in its entirety without written approval of the laboratory.

NV5	AETL Job Number:	BBK0216	Site:	30237 Morning View Drive	
3777 Long Beach Boulevard, Annex Building	Project Number:	SMSD-20-9850		Malibu, CA 90265	
Long Beach, CA 90807	Attention:	Jonathan Barkman			
	Project Name:	Juan Cabrillo Elementary School	Reported:	11/25/2020 17:30	

Analytical Results

Client ID: **MPR-35**
Lab ID: **BBK0216-02 (Solid)** **Sampled:** **11/12/20 14:15**

PCBs

Method: EPA 8082

Analyte	Result	Qualifier	Dilution	MDL	RL	Units	Prepared Date/Time	Analyzed Date/Time	Batch	Analyst Initials	Prep. Method
Aroclor-1016 (PCB-1016)	ND		1	40.0	100	ug/kg	11/20/20 15:45	11/25/20 05:22	B0K0707	ATS	3540C
Aroclor-1221 (PCB-1221)	ND		1	40.0	100	ug/kg	11/20/20 15:45	11/25/20 05:22	B0K0707	ATS	3540C
Aroclor-1232 (PCB-1232)	ND		1	40.0	100	ug/kg	11/20/20 15:45	11/25/20 05:22	B0K0707	ATS	3540C
Aroclor-1242 (PCB-1242)	ND		1	40.0	100	ug/kg	11/20/20 15:45	11/25/20 05:22	B0K0707	ATS	3540C
Aroclor-1248 (PCB-1248)	ND		1	40.0	100	ug/kg	11/20/20 15:45	11/25/20 05:22	B0K0707	ATS	3540C
Aroclor-1254 (PCB-1254)	ND		1	40.0	100	ug/kg	11/20/20 15:45	11/25/20 05:22	B0K0707	ATS	3540C
Aroclor-1260 (PCB-1260)	ND		1	40.0	100	ug/kg	11/20/20 15:45	11/25/20 05:22	B0K0707	ATS	3540C
Aroclor-1262 (PCB-1262)	ND		1	40.0	100	ug/kg	11/20/20 15:45	11/25/20 05:22	B0K0707	ATS	3540C
Aroclor-1268 (PCB-1268)	ND		1	40.0	100	ug/kg	11/20/20 15:45	11/25/20 05:22	B0K0707	ATS	3540C
	Recovery				Acceptance Criteria						
Surrogate: Decachlorobiphenyl	*84.8%*				*30-150*		11/20/20 15:45	*11/25/20 05:22*	B0K0707	*ATS*	3540C
Surrogate: Tetrachloro-m-xylene	*58.4%*				*30-150*		11/20/20 15:45	*11/25/20 05:22*	B0K0707	*ATS*	3540C

The contents of this report apply to the sample(s) analyzed in accordance with the chain of custody document.
No duplication of this report is allowed, except in its entirety without written approval of the laboratory.

AMERICAN ENVIRONMENTAL TESTING LABORATORY
2834 North Naomi Street Burbank, CA 91504 • ELAP# 1541 & 2402 • LACSD# 10181
TEL (888) 288-AETL • (818) 845-8200 • www.aetlab.com
A KYZER LABS COMPANY

NV5	AETL Job Number:	BBK0216	Site:	30237 Morning View Drive Malibu, CA 90265
3777 Long Beach Boulevard, Annex Building	Project Number:	SMSD-20-9850		
Long Beach, CA 90807	Attention:	Jonathan Barkman		
	Project Name:	Juan Cabrillo Elementary School	Reported:	11/25/2020 17:30

Analytical Results

Client ID: **MPR-36**
Lab ID: **BBK0216-03 (Solid)** **Sampled:** **11/12/20 14:25**

PCBs

Method: EPA 8082

Analyte	Result	Qualifier	Dilution	MDL	RL	Units	Prepared Date/Time	Analyzed Date/Time	Batch	Analyst Initials	Prep. Method
Aroclor-1016 (PCB-1016)	ND		1	40.0	100	ug/kg	11/20/20 15:45	11/25/20 05:41	B0K0707	ATS	3540C
Aroclor-1221 (PCB-1221)	ND		1	40.0	100	ug/kg	11/20/20 15:45	11/25/20 05:41	B0K0707	ATS	3540C
Aroclor-1232 (PCB-1232)	ND		1	40.0	100	ug/kg	11/20/20 15:45	11/25/20 05:41	B0K0707	ATS	3540C
Aroclor-1242 (PCB-1242)	ND		1	40.0	100	ug/kg	11/20/20 15:45	11/25/20 05:41	B0K0707	ATS	3540C
Aroclor-1248 (PCB-1248)	ND		1	40.0	100	ug/kg	11/20/20 15:45	11/25/20 05:41	B0K0707	ATS	3540C
Aroclor-1254 (PCB-1254)	ND		1	40.0	100	ug/kg	11/20/20 15:45	11/25/20 05:41	B0K0707	ATS	3540C
Aroclor-1260 (PCB-1260)	ND		1	40.0	100	ug/kg	11/20/20 15:45	11/25/20 05:41	B0K0707	ATS	3540C
Aroclor-1262 (PCB-1262)	ND		1	40.0	100	ug/kg	11/20/20 15:45	11/25/20 05:41	B0K0707	ATS	3540C
Aroclor-1268 (PCB-1268)	ND		1	40.0	100	ug/kg	11/20/20 15:45	11/25/20 05:41	B0K0707	ATS	3540C
	Recovery				Acceptance Criteria						
Surrogate: Decachlorobiphenyl	*98.9%*				*30-150*		11/20/20 15:45	*11/25/20 05:41*	B0K0707	*ATS*	3540C
Surrogate: Tetrachloro-m-xylene	*74.8%*				*30-150*		11/20/20 15:45	*11/25/20 05:41*	B0K0707	*ATS*	3540C

The contents of this report apply to the sample(s) analyzed in accordance with the chain of custody document.
No duplication of this report is allowed, except in its entirety without written approval of the laboratory.

AMERICAN ENVIRONMENTAL TESTING LABORATORY
2834 North Naomi Street Burbank, CA 91504 • ELAP# 1541 & 2402 • LACSD# 10181
TEL (888) 288-AETL • (818) 845-8200 • www.aetlab.com
A KYZER LABS COMPANY

NV5	AETL Job Number:	BBK0216	Site:	30237 Morning View Drive Malibu, CA 90265
3777 Long Beach Boulevard, Annex Building	Project Number:	SMSD-20-9850		
Long Beach, CA 90807	Attention:	Jonathan Barkman		
	Project Name:	Juan Cabrillo Elementary School	Reported:	11/25/2020 17:30

Analytical Results

Client ID: **MPR-37**
Lab ID: **BBK0216-04 (Solid)** **Sampled:** **11/12/20 14:35**

PCBs

Method: EPA 8082

Analyte	Result	Qualifier	Dilution	MDL	RL	Units	Prepared Date/Time	Analyzed Date/Time	Batch	Analyst Initials	Prep. Method
Aroclor-1016 (PCB-1016)	ND	D	5	200	500	ug/kg	11/20/20 15:45	11/25/20 06:00	B0K0707	ATS	3540C
Aroclor-1221 (PCB-1221)	ND	D	5	200	500	ug/kg	11/20/20 15:45	11/25/20 06:00	B0K0707	ATS	3540C
Aroclor-1232 (PCB-1232)	ND	D	5	200	500	ug/kg	11/20/20 15:45	11/25/20 06:00	B0K0707	ATS	3540C
Aroclor-1242 (PCB-1242)	ND	D	5	200	500	ug/kg	11/20/20 15:45	11/25/20 06:00	B0K0707	ATS	3540C
Aroclor-1248 (PCB-1248)	ND	D	5	200	500	ug/kg	11/20/20 15:45	11/25/20 06:00	B0K0707	ATS	3540C
Aroclor-1254 (PCB-1254)	ND	D	5	200	500	ug/kg	11/20/20 15:45	11/25/20 06:00	B0K0707	ATS	3540C
Aroclor-1260 (PCB-1260)	ND	D	5	200	500	ug/kg	11/20/20 15:45	11/25/20 06:00	B0K0707	ATS	3540C
Aroclor-1262 (PCB-1262)	ND	D	5	200	500	ug/kg	11/20/20 15:45	11/25/20 06:00	B0K0707	ATS	3540C
Aroclor-1268 (PCB-1268)	ND	D	5	200	500	ug/kg	11/20/20 15:45	11/25/20 06:00	B0K0707	ATS	3540C
	Recovery				Acceptance Criteria						
Surrogate: Decachlorobiphenyl	*67.9% D*				*30-150*		11/20/20 15:45	*11/25/20 06:00*	B0K0707	*ATS*	3540C
Surrogate: Tetrachloro-m-xylene	*67.2% D*				*30-150*		11/20/20 15:45	*11/25/20 06:00*	B0K0707	*ATS*	3540C

The contents of this report apply to the sample(s) analyzed in accordance with the chain of custody document.
No duplication of this report is allowed, except in its entirety without written approval of the laboratory.

AMERICAN ENVIRONMENTAL TESTING LABORATORY
2834 North Naomi Street Burbank, CA 91504 • ELAP# 1541 & 2402 • LACSD# 10181
TEL (888) 288-AETL • (818) 845-8200 • www.aetlab.com
A KYZER LABS COMPANY

NV5	AETL Job Number:	BBK0216	Site:	30237 Morning View Drive Malibu, CA 90265
3777 Long Beach Boulevard, Annex Building	Project Number:	SMSD-20-9850		
Long Beach, CA 90807	Attention:	Jonathan Barkman		
	Project Name:	Juan Cabrillo Elementary School	Reported:	11/25/2020 17:30

Analytical Results

Client ID: **MPR-38**
Lab ID: **BBK0216-05 (Solid)** **Sampled:** **11/12/20 14:40**

PCBs

Method: EPA 8082

Analyte	Result	Qualifier	Dilution	MDL	RL	Units	Prepared Date/Time	Analyzed Date/Time	Batch	Analyst Initials	Prep. Method
Aroclor-1016 (PCB-1016)	ND	D	2	200	500	ug/kg	11/20/20 15:45	11/25/20 06:20	B0K0707	ATS	3540C
Aroclor-1221 (PCB-1221)	ND	D	2	200	500	ug/kg	11/20/20 15:45	11/25/20 06:20	B0K0707	ATS	3540C
Aroclor-1232 (PCB-1232)	ND	D	2	200	500	ug/kg	11/20/20 15:45	11/25/20 06:20	B0K0707	ATS	3540C
Aroclor-1242 (PCB-1242)	ND	D	2	200	500	ug/kg	11/20/20 15:45	11/25/20 06:20	B0K0707	ATS	3540C
Aroclor-1248 (PCB-1248)	ND	D	2	200	500	ug/kg	11/20/20 15:45	11/25/20 06:20	B0K0707	ATS	3540C
Aroclor-1254 (PCB-1254)	ND	D	2	200	500	ug/kg	11/20/20 15:45	11/25/20 06:20	B0K0707	ATS	3540C
Aroclor-1260 (PCB-1260)	ND	D	2	200	500	ug/kg	11/20/20 15:45	11/25/20 06:20	B0K0707	ATS	3540C
Aroclor-1262 (PCB-1262)	ND	D	2	200	500	ug/kg	11/20/20 15:45	11/25/20 06:20	B0K0707	ATS	3540C
Aroclor-1268 (PCB-1268)	ND	D	2	200	500	ug/kg	11/20/20 15:45	11/25/20 06:20	B0K0707	ATS	3540C
	Recovery				Acceptance Criteria						
Surrogate: Decachlorobiphenyl	*77.2% D*				*30-150*		11/20/20 15:45	*11/25/20 06:20*	B0K0707	*ATS*	3540C
Surrogate: Tetrachloro-m-xylene	*88.1% D*				*30-150*		11/20/20 15:45	*11/25/20 06:20*	B0K0707	*ATS*	3540C

The contents of this report apply to the sample(s) analyzed in accordance with the chain of custody document.
No duplication of this report is allowed, except in its entirety without written approval of the laboratory.

AMERICAN ENVIRONMENTAL TESTING LABORATORY
2834 North Naomi Street Burbank, CA 91504 • ELAP# 1541 & 2402 • LACSD# 10181
TEL (888) 288-AETL • (818) 845-8200 • www.aetlab.com
A KYZER LABS COMPANY

NV5	AETL Job Number:	BBK0216	Site:	30237 Morning View Drive	
3777 Long Beach Boulevard, Annex Building	Project Number:	SMSD-20-9850		Malibu, CA 90265	
Long Beach, CA 90807	Attention:	Jonathan Barkman			
	Project Name:	Juan Cabrillo Elementary School	Reported:	11/25/2020 17:30	

Analytical Results

Client ID: **MPR-39**
Lab ID: **BBK0216-06 (Solid)** **Sampled:** **11/12/20 14:50**

PCBs

Method: EPA 8082

Analyte	Result	Qualifier	Dilution	MDL	RL	Units	Prepared Date/Time	Analyzed Date/Time	Batch	Analyst Initials	Prep. Method
Aroclor-1016 (PCB-1016)	ND		1	100	250	ug/kg	11/20/20 15:45	11/25/20 06:39	B0K0707	ATS	3540C
Aroclor-1221 (PCB-1221)	ND		1	100	250	ug/kg	11/20/20 15:45	11/25/20 06:39	B0K0707	ATS	3540C
Aroclor-1232 (PCB-1232)	ND		1	100	250	ug/kg	11/20/20 15:45	11/25/20 06:39	B0K0707	ATS	3540C
Aroclor-1242 (PCB-1242)	ND		1	100	250	ug/kg	11/20/20 15:45	11/25/20 06:39	B0K0707	ATS	3540C
Aroclor-1248 (PCB-1248)	ND		1	100	250	ug/kg	11/20/20 15:45	11/25/20 06:39	B0K0707	ATS	3540C
Aroclor-1254 (PCB-1254)	ND		1	100	250	ug/kg	11/20/20 15:45	11/25/20 06:39	B0K0707	ATS	3540C
Aroclor-1260 (PCB-1260)	ND		1	100	250	ug/kg	11/20/20 15:45	11/25/20 06:39	B0K0707	ATS	3540C
Aroclor-1262 (PCB-1262)	ND		1	100	250	ug/kg	11/20/20 15:45	11/25/20 06:39	B0K0707	ATS	3540C
Aroclor-1268 (PCB-1268)	ND		1	100	250	ug/kg	11/20/20 15:45	11/25/20 06:39	B0K0707	ATS	3540C
	Recovery				Acceptance Criteria						
Surrogate: Decachlorobiphenyl	*72.8%*				*30-150*		11/20/20 15:45	*11/25/20 06:39*	B0K0707	*ATS*	3540C
Surrogate: Tetrachloro-m-xylene	*84.6%*				*30-150*		11/20/20 15:45	*11/25/20 06:39*	B0K0707	*ATS*	3540C

The contents of this report apply to the sample(s) analyzed in accordance with the chain of custody document.
No duplication of this report is allowed, except in its entirety without written approval of the laboratory.

AMERICAN ENVIRONMENTAL TESTING LABORATORY
2834 North Naomi Street Burbank, CA 91504 • ELAP# 1541 & 2402 • LACSD# 10181
TEL (888) 288-AETL • (818) 845-8200 • www.aetlab.com
A KYZER LABS COMPANY

NV5	AETL Job Number:	BBK0216	Site:	30237 Morning View Drive Malibu, CA 90265
3777 Long Beach Boulevard, Annex Building	Project Number:	SMSD-20-9850		
Long Beach, CA 90807	Attention:	Jonathan Barkman		
	Project Name:	Juan Cabrillo Elementary School	Reported:	11/25/2020 17:30

Analytical Results

Client ID: **MPR-40**
Lab ID: **BBK0216-07 (Solid)** **Sampled:** **11/12/20 15:00**

PCBs

Method: EPA 8082

Analyte	Result	Qualifier	Dilution	MDL	RL	Units	Prepared Date/Time	Analyzed Date/Time	Batch	Analyst Initials	Prep. Method
Aroclor-1016 (PCB-1016)	ND		1	100	250	ug/kg	11/20/20 15:45	11/25/20 07:18	B0K0707	ATS	3540C
Aroclor-1221 (PCB-1221)	ND		1	100	250	ug/kg	11/20/20 15:45	11/25/20 07:18	B0K0707	ATS	3540C
Aroclor-1232 (PCB-1232)	ND		1	100	250	ug/kg	11/20/20 15:45	11/25/20 07:18	B0K0707	ATS	3540C
Aroclor-1242 (PCB-1242)	ND		1	100	250	ug/kg	11/20/20 15:45	11/25/20 07:18	B0K0707	ATS	3540C
Aroclor-1248 (PCB-1248)	ND		1	100	250	ug/kg	11/20/20 15:45	11/25/20 07:18	B0K0707	ATS	3540C
Aroclor-1254 (PCB-1254)	ND		1	100	250	ug/kg	11/20/20 15:45	11/25/20 07:18	B0K0707	ATS	3540C
Aroclor-1260 (PCB-1260)	ND		1	100	250	ug/kg	11/20/20 15:45	11/25/20 07:18	B0K0707	ATS	3540C
Aroclor-1262 (PCB-1262)	ND		1	100	250	ug/kg	11/20/20 15:45	11/25/20 07:18	B0K0707	ATS	3540C
Aroclor-1268 (PCB-1268)	ND		1	100	250	ug/kg	11/20/20 15:45	11/25/20 07:18	B0K0707	ATS	3540C
	Recovery				Acceptance Criteria						
Surrogate: Decachlorobiphenyl	*128%*				*30-150*		11/20/20 15:45	*11/25/20 07:18*	B0K0707	*ATS*	3540C
Surrogate: Tetrachloro-m-xylene	*136%*				*30-150*		11/20/20 15:45	*11/25/20 07:18*	B0K0707	*ATS*	3540C

The contents of this report apply to the sample(s) analyzed in accordance with the chain of custody document.
No duplication of this report is allowed, except in its entirety without written approval of the laboratory.

NV5	AETL Job Number:	BBK0216	Site:	30237 Morning View Drive Malibu, CA 90265	
3777 Long Beach Boulevard, Annex Building	Project Number:	SMSD-20-9850			
Long Beach, CA 90807	Attention:	Jonathan Barkman			
	Project Name:	Juan Cabrillo Elementary School	Reported:	11/25/2020 17:30	

Analytical Results

Client ID: **MPR-41**
Lab ID: **BBK0216-08 (Solid)** **Sampled:** **11/12/20 15:10**

PCBs

Method: EPA 8082

Analyte	Result	Qualifier	Dilution	MDL	RL	Units	Prepared Date/Time	Analyzed Date/Time	Batch	Analyst Initials	Prep. Method
Aroclor-1016 (PCB-1016)	ND	D	5	200	500	ug/kg	11/20/20 15:45	11/25/20 07:37	B0K0707	ATS	3540C
Aroclor-1221 (PCB-1221)	ND	D	5	200	500	ug/kg	11/20/20 15:45	11/25/20 07:37	B0K0707	ATS	3540C
Aroclor-1232 (PCB-1232)	ND	D	5	200	500	ug/kg	11/20/20 15:45	11/25/20 07:37	B0K0707	ATS	3540C
Aroclor-1242 (PCB-1242)	ND	D	5	200	500	ug/kg	11/20/20 15:45	11/25/20 07:37	B0K0707	ATS	3540C
Aroclor-1248 (PCB-1248)	ND	D	5	200	500	ug/kg	11/20/20 15:45	11/25/20 07:37	B0K0707	ATS	3540C
Aroclor-1254 (PCB-1254)	ND	D	5	200	500	ug/kg	11/20/20 15:45	11/25/20 07:37	B0K0707	ATS	3540C
Aroclor-1260 (PCB-1260)	ND	D	5	200	500	ug/kg	11/20/20 15:45	11/25/20 07:37	B0K0707	ATS	3540C
Aroclor-1262 (PCB-1262)	ND	D	5	200	500	ug/kg	11/20/20 15:45	11/25/20 07:37	B0K0707	ATS	3540C
Aroclor-1268 (PCB-1268)	ND	D	5	200	500	ug/kg	11/20/20 15:45	11/25/20 07:37	B0K0707	ATS	3540C
	Recovery				Acceptance Criteria						
Surrogate: Decachlorobiphenyl	*106% D*				*30-150*		11/20/20 15:45	*11/25/20 07:37*	B0K0707	*ATS*	3540C
Surrogate: Tetrachloro-m-xylene	*123% D*				*30-150*		11/20/20 15:45	*11/25/20 07:37*	B0K0707	*ATS*	3540C

The contents of this report apply to the sample(s) analyzed in accordance with the chain of custody document.
No duplication of this report is allowed, except in its entirety without written approval of the laboratory.

NV5	AETL Job Number:	BBK0216	Site:	30237 Morning View Drive	
3777 Long Beach Boulevard, Annex Building	Project Number:	SMSD-20-9850		Malibu, CA 90265	
Long Beach, CA 90807	Attention:	Jonathan Barkman			
	Project Name:	Juan Cabrillo Elementary School	Reported:	11/25/2020 17:30	

Analytical Results

Client ID: **MPR-42**
Lab ID: **BBK0216-09 (Solid)** **Sampled:** **11/12/20 15:20**

PCBs

Method: EPA 8082

Analyte	Result	Qualifier	Dilution	MDL	RL	Units	Prepared Date/Time	Analyzed Date/Time	Batch	Analyst Initials	Prep. Method
Aroclor-1016 (PCB-1016)	ND		1	100	250	ug/kg	11/20/20 15:45	11/25/20 07:57	B0K0707	ATS	3540C
Aroclor-1221 (PCB-1221)	ND		1	100	250	ug/kg	11/20/20 15:45	11/25/20 07:57	B0K0707	ATS	3540C
Aroclor-1232 (PCB-1232)	ND		1	100	250	ug/kg	11/20/20 15:45	11/25/20 07:57	B0K0707	ATS	3540C
Aroclor-1242 (PCB-1242)	ND		1	100	250	ug/kg	11/20/20 15:45	11/25/20 07:57	B0K0707	ATS	3540C
Aroclor-1248 (PCB-1248)	ND		1	100	250	ug/kg	11/20/20 15:45	11/25/20 07:57	B0K0707	ATS	3540C
Aroclor-1254 (PCB-1254)	ND		1	100	250	ug/kg	11/20/20 15:45	11/25/20 07:57	B0K0707	ATS	3540C
Aroclor-1260 (PCB-1260)	ND		1	100	250	ug/kg	11/20/20 15:45	11/25/20 07:57	B0K0707	ATS	3540C
Aroclor-1262 (PCB-1262)	ND		1	100	250	ug/kg	11/20/20 15:45	11/25/20 07:57	B0K0707	ATS	3540C
Aroclor-1268 (PCB-1268)	ND		1	100	250	ug/kg	11/20/20 15:45	11/25/20 07:57	B0K0707	ATS	3540C
	Recovery				Acceptance Criteria						
Surrogate: Decachlorobiphenyl	*77.9%*				*30-150*		11/20/20 15:45	*11/25/20 07:57*	B0K0707	*ATS*	3540C
Surrogate: Tetrachloro-m-xylene	*123%*				*30-150*		11/20/20 15:45	*11/25/20 07:57*	B0K0707	*ATS*	3540C

The contents of this report apply to the sample(s) analyzed in accordance with the chain of custody document.
No duplication of this report is allowed, except in its entirety without written approval of the laboratory.

NV5	AETL Job Number:	BBK0216	Site:	30237 Morning View Drive Malibu, CA 90265	
3777 Long Beach Boulevard, Annex Building	Project Number:	SMSD-20-9850			
Long Beach, CA 90807	Attention:	Jonathan Barkman			
	Project Name:	Juan Cabrillo Elementary School	Reported:	11/25/2020 17:30	

Analytical Results

Client ID: **MPR-43**
Lab ID: **BBK0216-10 (Solid)** **Sampled:** **11/12/20 15:25**

Analyte	Result	Qualifier	Dilution	MDL	RL	Units	Prepared Date/Time	Analyzed Date/Time	Batch	Analyst Initials	Prep. Method
PCBs											
Method: EPA 8082											
Aroclor-1016 (PCB-1016)	ND	D	20	200	500	ug/kg	11/20/20 15:45	11/25/20 08:16	B0K0707	ATS	3540C
Aroclor-1221 (PCB-1221)	ND	D	20	200	500	ug/kg	11/20/20 15:45	11/25/20 08:16	B0K0707	ATS	3540C
Aroclor-1232 (PCB-1232)	ND	D	20	200	500	ug/kg	11/20/20 15:45	11/25/20 08:16	B0K0707	ATS	3540C
Aroclor-1242 (PCB-1242)	ND	D	20	200	500	ug/kg	11/20/20 15:45	11/25/20 08:16	B0K0707	ATS	3540C
Aroclor-1248 (PCB-1248)	ND	D	20	200	500	ug/kg	11/20/20 15:45	11/25/20 08:16	B0K0707	ATS	3540C
Aroclor-1254 (PCB-1254)	ND	D	20	200	500	ug/kg	11/20/20 15:45	11/25/20 08:16	B0K0707	ATS	3540C
Aroclor-1260 (PCB-1260)	ND	D	20	200	500	ug/kg	11/20/20 15:45	11/25/20 08:16	B0K0707	ATS	3540C
Aroclor-1262 (PCB-1262)	ND	D	20	200	500	ug/kg	11/20/20 15:45	11/25/20 08:16	B0K0707	ATS	3540C
Aroclor-1268 (PCB-1268)	ND	D	20	200	500	ug/kg	11/20/20 15:45	11/25/20 08:16	B0K0707	ATS	3540C
	Recovery				Acceptance Criteria						
Surrogate: Decachlorobiphenyl	*93.5% D*				*30-150*		11/20/20 15:45	*11/25/20 08:16*	B0K0707	*ATS*	3540C
Surrogate: Tetrachloro-m-xylene	*60.4% D*				*30-150*		11/20/20 15:45	*11/25/20 08:16*	B0K0707	*ATS*	3540C

The contents of this report apply to the sample(s) analyzed in accordance with the chain of custody document.
No duplication of this report is allowed, except in its entirety without written approval of the laboratory.

AMERICAN ENVIRONMENTAL TESTING LABORATORY
2834 North Naomi Street Burbank, CA 91504 • ELAP# 1541 & 2402 • LACSD# 10181
TEL (888) 288-AETL • (818) 845-8200 • www.aetlab.com
A KYZER LABS COMPANY

NV5	AETL Job Number:	BBK0216	Site:	30237 Morning View Drive	
3777 Long Beach Boulevard, Annex Building	Project Number:	SMSD-20-9850		Malibu, CA 90265	
Long Beach, CA 90807	Attention:	Jonathan Barkman			
	Project Name:	Juan Cabrillo Elementary School	Reported:	11/25/2020 17:30	

Analytical Results

Client ID: **MPR-44**
Lab ID: **BBK0216-11 (Solid)** **Sampled:** **11/12/20 15:30**

PCBs

Method: EPA 8082

Analyte	Result	Qualifier	Dilution	MDL	RL	Units	Prepared Date/Time	Analyzed Date/Time	Batch	Analyst Initials	Prep. Method
Aroclor-1016 (PCB-1016)	ND	D	5	100	250	ug/kg	11/20/20 15:45	11/25/20 08:36	B0K0707	ATS	3540C
Aroclor-1221 (PCB-1221)	ND	D	5	100	250	ug/kg	11/20/20 15:45	11/25/20 08:36	B0K0707	ATS	3540C
Aroclor-1232 (PCB-1232)	ND	D	5	100	250	ug/kg	11/20/20 15:45	11/25/20 08:36	B0K0707	ATS	3540C
Aroclor-1242 (PCB-1242)	ND	D	5	100	250	ug/kg	11/20/20 15:45	11/25/20 08:36	B0K0707	ATS	3540C
Aroclor-1248 (PCB-1248)	ND	D	5	100	250	ug/kg	11/20/20 15:45	11/25/20 08:36	B0K0707	ATS	3540C
Aroclor-1254 (PCB-1254)	ND	D	5	100	250	ug/kg	11/20/20 15:45	11/25/20 08:36	B0K0707	ATS	3540C
Aroclor-1260 (PCB-1260)	ND	D	5	100	250	ug/kg	11/20/20 15:45	11/25/20 08:36	B0K0707	ATS	3540C
Aroclor-1262 (PCB-1262)	ND	D	5	100	250	ug/kg	11/20/20 15:45	11/25/20 08:36	B0K0707	ATS	3540C
Aroclor-1268 (PCB-1268)	ND	D	5	100	250	ug/kg	11/20/20 15:45	11/25/20 08:36	B0K0707	ATS	3540C
	Recovery				Acceptance Criteria						
Surrogate: Decachlorobiphenyl	*69.0% D*				*30-150*		11/20/20 15:45	*11/25/20 08:36*	B0K0707	*ATS*	3540C
Surrogate: Tetrachloro-m-xylene	*124% D*				*30-150*		11/20/20 15:45	*11/25/20 08:36*	B0K0707	*ATS*	3540C

The contents of this report apply to the sample(s) analyzed in accordance with the chain of custody document.
No duplication of this report is allowed, except in its entirety without written approval of the laboratory.

AMERICAN ENVIRONMENTAL TESTING LABORATORY
2834 North Naomi Street Burbank, CA 91504 • ELAP# 1541 & 2402 • LACSD# 10181
TEL (888) 288-AETL • (818) 845-8200 • www.aetlab.com
A KYZER LABS COMPANY

NV5	AETL Job Number:	BBK0216	Site:	30237 Morning View Drive Malibu, CA 90265
3777 Long Beach Boulevard, Annex Building	Project Number:	SMSD-20-9850		
Long Beach, CA 90807	Attention:	Jonathan Barkman		
	Project Name:	Juan Cabrillo Elementary School	Reported:	11/25/2020 17:30

Analytical Results

Client ID: **MPR-45**
Lab ID: **BBK0216-12 (Solid)** **Sampled:** **11/12/20 15:40**

PCBs

Method: EPA 8082

Analyte	Result	Qualifier	Dilution	MDL	RL	Units	Prepared Date/Time	Analyzed Date/Time	Batch	Analyst Initials	Prep. Method
Aroclor-1016 (PCB-1016)	ND		1	20.0	50.0	ug/kg	11/20/20 15:45	11/25/20 08:55	B0K0707	ATS	3540C
Aroclor-1221 (PCB-1221)	ND		1	20.0	50.0	ug/kg	11/20/20 15:45	11/25/20 08:55	B0K0707	ATS	3540C
Aroclor-1232 (PCB-1232)	ND		1	20.0	50.0	ug/kg	11/20/20 15:45	11/25/20 08:55	B0K0707	ATS	3540C
Aroclor-1242 (PCB-1242)	ND		1	20.0	50.0	ug/kg	11/20/20 15:45	11/25/20 08:55	B0K0707	ATS	3540C
Aroclor-1248 (PCB-1248)	ND		1	20.0	50.0	ug/kg	11/20/20 15:45	11/25/20 08:55	B0K0707	ATS	3540C
Aroclor-1254 (PCB-1254)	ND		1	20.0	50.0	ug/kg	11/20/20 15:45	11/25/20 08:55	B0K0707	ATS	3540C
Aroclor-1260 (PCB-1260)	ND		1	20.0	50.0	ug/kg	11/20/20 15:45	11/25/20 08:55	B0K0707	ATS	3540C
Aroclor-1262 (PCB-1262)	ND		1	20.0	50.0	ug/kg	11/20/20 15:45	11/25/20 08:55	B0K0707	ATS	3540C
Aroclor-1268 (PCB-1268)	ND		1	20.0	50.0	ug/kg	11/20/20 15:45	11/25/20 08:55	B0K0707	ATS	3540C
	Recovery				Acceptance Criteria						
Surrogate: Decachlorobiphenyl	*48.3%*				*30-150*		11/20/20 15:45	*11/25/20 08:55*	B0K0707	*ATS*	3540C
Surrogate: Tetrachloro-m-xylene	*102%*				*30-150*		11/20/20 15:45	*11/25/20 08:55*	B0K0707	*ATS*	3540C

The contents of this report apply to the sample(s) analyzed in accordance with the chain of custody document.
No duplication of this report is allowed, except in its entirety without written approval of the laboratory.

AMERICAN ENVIRONMENTAL TESTING LABORATORY
2834 North Naomi Street Burbank, CA 91504 • ELAP# 1541 & 2402 • LACSD# 10181
TEL (888) 288-AETL • (818) 845-8200 • www.aetlab.com
A KYZER LABS COMPANY

NV5	AETL Job Number:	BBK0216	Site:	30237 Morning View Drive Malibu, CA 90265
3777 Long Beach Boulevard, Annex Building	Project Number:	SMSD-20-9850		
Long Beach, CA 90807	Attention:	Jonathan Barkman		
	Project Name:	Juan Cabrillo Elementary School	Reported:	11/25/2020 17:30

Analytical Results

Client ID: **MPR-46**
Lab ID: **BBK0216-13 (Solid)** **Sampled:** **11/12/20 15:50**

PCBs

Method: EPA 8082

Analyte	Result	Qualifier	Dilution	MDL	RL	Units	Prepared Date/Time	Analyzed Date/Time	Batch	Analyst Initials	Prep. Method
Aroclor-1016 (PCB-1016)	ND		1	40.0	100	ug/kg	11/20/20 15:45	11/25/20 09:14	B0K0707	ATS	3540C
Aroclor-1221 (PCB-1221)	ND		1	40.0	100	ug/kg	11/20/20 15:45	11/25/20 09:14	B0K0707	ATS	3540C
Aroclor-1232 (PCB-1232)	ND		1	40.0	100	ug/kg	11/20/20 15:45	11/25/20 09:14	B0K0707	ATS	3540C
Aroclor-1242 (PCB-1242)	ND		1	40.0	100	ug/kg	11/20/20 15:45	11/25/20 09:14	B0K0707	ATS	3540C
Aroclor-1248 (PCB-1248)	ND		1	40.0	100	ug/kg	11/20/20 15:45	11/25/20 09:14	B0K0707	ATS	3540C
Aroclor-1254 (PCB-1254)	ND		1	40.0	100	ug/kg	11/20/20 15:45	11/25/20 09:14	B0K0707	ATS	3540C
Aroclor-1260 (PCB-1260)	ND		1	40.0	100	ug/kg	11/20/20 15:45	11/25/20 09:14	B0K0707	ATS	3540C
Aroclor-1262 (PCB-1262)	ND		1	40.0	100	ug/kg	11/20/20 15:45	11/25/20 09:14	B0K0707	ATS	3540C
Aroclor-1268 (PCB-1268)	ND		1	40.0	100	ug/kg	11/20/20 15:45	11/25/20 09:14	B0K0707	ATS	3540C
	Recovery				Acceptance Criteria						
Surrogate: Decachlorobiphenyl	*50.2%*				*30-150*		11/20/20 15:45	*11/25/20 09:14*	B0K0707	*ATS*	3540C
Surrogate: Tetrachloro-m-xylene	*102%*				*30-150*		11/20/20 15:45	*11/25/20 09:14*	B0K0707	*ATS*	3540C

The contents of this report apply to the sample(s) analyzed in accordance with the chain of custody document.
No duplication of this report is allowed, except in its entirety without written approval of the laboratory.

AMERICAN ENVIRONMENTAL TESTING LABORATORY
2834 North Naomi Street Burbank, CA 91504 • ELAP# 1541 & 2402 • LACSD# 10181
TEL (888) 288-AETL • (818) 845-8200 • www.aetlab.com
A KYZER LABS COMPANY

NV5	AETL Job Number:	BBK0216	Site:	30237 Morning View Drive Malibu, CA 90265
3777 Long Beach Boulevard, Annex Building	Project Number:	SMSD-20-9850		
Long Beach, CA 90807	Attention:	Jonathan Barkman		
	Project Name:	Juan Cabrillo Elementary School	Reported:	11/25/2020 17:30

Analytical Results

Client ID: **MPR-47**
Lab ID: **BBK0216-14 (Solid)** **Sampled:** **11/12/20 16:00**

PCBs

Method: EPA 8082

Analyte	Result	Qualifier	Dilution	MDL	RL	Units	Prepared Date/Time	Analyzed Date/Time	Batch	Analyst Initials	Prep. Method
Aroclor-1016 (PCB-1016)	ND		1	40.0	100	ug/kg	11/20/20 15:45	11/25/20 09:34	B0K0707	ATS	3540C
Aroclor-1221 (PCB-1221)	ND		1	40.0	100	ug/kg	11/20/20 15:45	11/25/20 09:34	B0K0707	ATS	3540C
Aroclor-1232 (PCB-1232)	ND		1	40.0	100	ug/kg	11/20/20 15:45	11/25/20 09:34	B0K0707	ATS	3540C
Aroclor-1242 (PCB-1242)	ND		1	40.0	100	ug/kg	11/20/20 15:45	11/25/20 09:34	B0K0707	ATS	3540C
Aroclor-1248 (PCB-1248)	ND		1	40.0	100	ug/kg	11/20/20 15:45	11/25/20 09:34	B0K0707	ATS	3540C
Aroclor-1254 (PCB-1254)	ND		1	40.0	100	ug/kg	11/20/20 15:45	11/25/20 09:34	B0K0707	ATS	3540C
Aroclor-1260 (PCB-1260)	ND		1	40.0	100	ug/kg	11/20/20 15:45	11/25/20 09:34	B0K0707	ATS	3540C
Aroclor-1262 (PCB-1262)	ND		1	40.0	100	ug/kg	11/20/20 15:45	11/25/20 09:34	B0K0707	ATS	3540C
Aroclor-1268 (PCB-1268)	ND		1	40.0	100	ug/kg	11/20/20 15:45	11/25/20 09:34	B0K0707	ATS	3540C
	Recovery				Acceptance Criteria						
Surrogate: Decachlorobiphenyl	*83.8%*				*30-150*		11/20/20 15:45	*11/25/20 09:34*	B0K0707	*ATS*	3540C
Surrogate: Tetrachloro-m-xylene	*103%*				*30-150*		11/20/20 15:45	*11/25/20 09:34*	B0K0707	*ATS*	3540C

The contents of this report apply to the sample(s) analyzed in accordance with the chain of custody document.
No duplication of this report is allowed, except in its entirety without written approval of the laboratory.

AMERICAN ENVIRONMENTAL TESTING LABORATORY
2834 North Naomi Street Burbank, CA 91504 • ELAP# 1541 & 2402 • LACSD# 10181
TEL (888) 288-AETL • (818) 845-8200 • www.aetlab.com
A KYZER LABS COMPANY

NV5	AETL Job Number:	BBK0216	Site:	30237 Morning View Drive Malibu, CA 90265
3777 Long Beach Boulevard, Annex Building	Project Number:	SMSD-20-9850		
Long Beach, CA 90807	Attention:	Jonathan Barkman		
	Project Name:	Juan Cabrillo Elementary School	Reported:	11/25/2020 17:30

Analytical Results

Client ID: **MPR-48**
Lab ID: **BBK0216-15 (Solid)** **Sampled:** **11/12/20 16:20**

PCBs

Method: EPA 8082

Analyte	Result	Qualifier	Dilution	MDL	RL	Units	Prepared Date/Time	Analyzed Date/Time	Batch	Analyst Initials	Prep. Method
Aroclor-1016 (PCB-1016)	ND		1	20.0	50.0	ug/kg	11/20/20 15:45	11/25/20 09:52	B0K0707	ATS	3540C
Aroclor-1221 (PCB-1221)	ND		1	20.0	50.0	ug/kg	11/20/20 15:45	11/25/20 09:52	B0K0707	ATS	3540C
Aroclor-1232 (PCB-1232)	ND		1	20.0	50.0	ug/kg	11/20/20 15:45	11/25/20 09:52	B0K0707	ATS	3540C
Aroclor-1242 (PCB-1242)	ND		1	20.0	50.0	ug/kg	11/20/20 15:45	11/25/20 09:52	B0K0707	ATS	3540C
Aroclor-1248 (PCB-1248)	ND		1	20.0	50.0	ug/kg	11/20/20 15:45	11/25/20 09:52	B0K0707	ATS	3540C
Aroclor-1254 (PCB-1254)	ND		1	20.0	50.0	ug/kg	11/20/20 15:45	11/25/20 09:52	B0K0707	ATS	3540C
Aroclor-1260 (PCB-1260)	ND		1	20.0	50.0	ug/kg	11/20/20 15:45	11/25/20 09:52	B0K0707	ATS	3540C
Aroclor-1262 (PCB-1262)	ND		1	20.0	50.0	ug/kg	11/20/20 15:45	11/25/20 09:52	B0K0707	ATS	3540C
Aroclor-1268 (PCB-1268)	ND		1	20.0	50.0	ug/kg	11/20/20 15:45	11/25/20 09:52	B0K0707	ATS	3540C
	Recovery				Acceptance Criteria						
Surrogate: Decachlorobiphenyl	*67.0%*				*30-150*		11/20/20 15:45	*11/25/20 09:52*	B0K0707	*ATS*	3540C
Surrogate: Tetrachloro-m-xylene	*51.1%*				*30-150*		11/20/20 15:45	*11/25/20 09:52*	B0K0707	*ATS*	3540C

The contents of this report apply to the sample(s) analyzed in accordance with the chain of custody document.
No duplication of this report is allowed, except in its entirety without written approval of the laboratory.

AMERICAN ENVIRONMENTAL TESTING LABORATORY
2834 North Naomi Street Burbank, CA 91504 • ELAP# 1541 & 2402 • LACSD# 10181
TEL (888) 288-AETL • (818) 845-8200 • www.aetlab.com
A KYZER LABS COMPANY

NV5	AETL Job Number:	BBK0216	Site:	30237 Morning View Drive Malibu, CA 90265
3777 Long Beach Boulevard, Annex Building	Project Number:	SMSD-20-9850		
Long Beach, CA 90807	Attention:	Jonathan Barkman		
	Project Name:	Juan Cabrillo Elementary School	Reported:	11/25/2020 17:30

Analytical Results

Client ID: **MPR-49**
Lab ID: **BBK0216-16 (Solid)** **Sampled:** **11/12/20 16:30**

PCBs

Method: EPA 8082

Analyte	Result	Qualifier	Dilution	MDL	RL	Units	Prepared Date/Time	Analyzed Date/Time	Batch	Analyst Initials	Prep. Method
Aroclor-1016 (PCB-1016)	ND		1	20.0	50.0	ug/kg	11/20/20 15:45	11/25/20 10:11	B0K0707	ATS	3540C
Aroclor-1221 (PCB-1221)	ND		1	20.0	50.0	ug/kg	11/20/20 15:45	11/25/20 10:11	B0K0707	ATS	3540C
Aroclor-1232 (PCB-1232)	ND		1	20.0	50.0	ug/kg	11/20/20 15:45	11/25/20 10:11	B0K0707	ATS	3540C
Aroclor-1242 (PCB-1242)	ND		1	20.0	50.0	ug/kg	11/20/20 15:45	11/25/20 10:11	B0K0707	ATS	3540C
Aroclor-1248 (PCB-1248)	ND		1	20.0	50.0	ug/kg	11/20/20 15:45	11/25/20 10:11	B0K0707	ATS	3540C
Aroclor-1254 (PCB-1254)	ND		1	20.0	50.0	ug/kg	11/20/20 15:45	11/25/20 10:11	B0K0707	ATS	3540C
Aroclor-1260 (PCB-1260)	ND		1	20.0	50.0	ug/kg	11/20/20 15:45	11/25/20 10:11	B0K0707	ATS	3540C
Aroclor-1262 (PCB-1262)	ND		1	20.0	50.0	ug/kg	11/20/20 15:45	11/25/20 10:11	B0K0707	ATS	3540C
Aroclor-1268 (PCB-1268)	ND		1	20.0	50.0	ug/kg	11/20/20 15:45	11/25/20 10:11	B0K0707	ATS	3540C
	Recovery				Acceptance Criteria						
Surrogate: Decachlorobiphenyl	*84.2%*				*30-150*		11/20/20 15:45	*11/25/20 10:11*	B0K0707	*ATS*	3540C
Surrogate: Tetrachloro-m-xylene	*42.8%*				*30-150*		11/20/20 15:45	*11/25/20 10:11*	B0K0707	*ATS*	3540C

The contents of this report apply to the sample(s) analyzed in accordance with the chain of custody document.
No duplication of this report is allowed, except in its entirety without written approval of the laboratory.

AMERICAN ENVIRONMENTAL TESTING LABORATORY
2834 North Naomi Street Burbank, CA 91504 • ELAP# 1541 & 2402 • LACSD# 10181
TEL (888) 288-AETL • (818) 845-8200 • www.aetlab.com
A KYZER LABS COMPANY

NV5	AETL Job Number:	BBK0216	Site:	30237 Morning View Drive Malibu, CA 90265
3777 Long Beach Boulevard, Annex Building	Project Number:	SMSD-20-9850		
Long Beach, CA 90807	Attention:	Jonathan Barkman		
	Project Name:	Juan Cabrillo Elementary School	Reported:	11/25/2020 17:30

Analytical Results

Client ID: **MPR-50**
Lab ID: **BBK0216-17 (Solid)** **Sampled:** **11/12/20 16:40**

PCBs

Method: EPA 8082

Analyte	Result	Qualifier	Dilution	MDL	RL	Units	Prepared Date/Time	Analyzed Date/Time	Batch	Analyst Initials	Prep. Method
Aroclor-1016 (PCB-1016)	ND	D	5	50.0	125	ug/kg	11/20/20 15:45	11/25/20 10:30	B0K0707	ATS	3540C
Aroclor-1221 (PCB-1221)	ND	D	5	50.0	125	ug/kg	11/20/20 15:45	11/25/20 10:30	B0K0707	ATS	3540C
Aroclor-1232 (PCB-1232)	ND	D	5	50.0	125	ug/kg	11/20/20 15:45	11/25/20 10:30	B0K0707	ATS	3540C
Aroclor-1242 (PCB-1242)	ND	D	5	50.0	125	ug/kg	11/20/20 15:45	11/25/20 10:30	B0K0707	ATS	3540C
Aroclor-1248 (PCB-1248)	ND	D	5	50.0	125	ug/kg	11/20/20 15:45	11/25/20 10:30	B0K0707	ATS	3540C
Aroclor-1254 (PCB-1254)	ND	D	5	50.0	125	ug/kg	11/20/20 15:45	11/25/20 10:30	B0K0707	ATS	3540C
Aroclor-1260 (PCB-1260)	ND	D	5	50.0	125	ug/kg	11/20/20 15:45	11/25/20 10:30	B0K0707	ATS	3540C
Aroclor-1262 (PCB-1262)	ND	D	5	50.0	125	ug/kg	11/20/20 15:45	11/25/20 10:30	B0K0707	ATS	3540C
Aroclor-1268 (PCB-1268)	ND	D	5	50.0	125	ug/kg	11/20/20 15:45	11/25/20 10:30	B0K0707	ATS	3540C
	Recovery				Acceptance Criteria						
Surrogate: Decachlorobiphenyl	*90.9% D*				*30-150*		11/20/20 15:45	*11/25/20 10:30*	B0K0707	*ATS*	3540C
Surrogate: Tetrachloro-m-xylene	*172% D, S6*				*30-150*		11/20/20 15:45	*11/25/20 10:30*	B0K0707	*ATS*	3540C

The contents of this report apply to the sample(s) analyzed in accordance with the chain of custody document.
No duplication of this report is allowed, except in its entirety without written approval of the laboratory.

NV5	AETL Job Number:	BBK0216	Site:	30237 Morning View Drive Malibu, CA 90265
3777 Long Beach Boulevard, Annex Building	Project Number:	SMSD-20-9850		
Long Beach, CA 90807	Attention:	Jonathan Barkman		
	Project Name:	Juan Cabrillo Elementary School	Reported:	11/25/2020 17:30

Analytical Results

Client ID: **MPR-51**
Lab ID: **BBK0216-18 (Solid)** **Sampled:** **11/12/20 16:50**

PCBs

Method: EPA 8082

Analyte	Result	Qualifier	Dilution	MDL	RL	Units	Prepared Date/Time	Analyzed Date/Time	Batch	Analyst Initials	Prep. Method
Aroclor-1016 (PCB-1016)	ND		1	20.0	50.0	ug/kg	11/20/20 15:45	11/25/20 11:08	B0K0707	ATS	3540C
Aroclor-1221 (PCB-1221)	ND		1	20.0	50.0	ug/kg	11/20/20 15:45	11/25/20 11:08	B0K0707	ATS	3540C
Aroclor-1232 (PCB-1232)	ND		1	20.0	50.0	ug/kg	11/20/20 15:45	11/25/20 11:08	B0K0707	ATS	3540C
Aroclor-1242 (PCB-1242)	ND		1	20.0	50.0	ug/kg	11/20/20 15:45	11/25/20 11:08	B0K0707	ATS	3540C
Aroclor-1248 (PCB-1248)	ND		1	20.0	50.0	ug/kg	11/20/20 15:45	11/25/20 11:08	B0K0707	ATS	3540C
Aroclor-1254 (PCB-1254)	ND		1	20.0	50.0	ug/kg	11/20/20 15:45	11/25/20 11:08	B0K0707	ATS	3540C
Aroclor-1260 (PCB-1260)	ND		1	20.0	50.0	ug/kg	11/20/20 15:45	11/25/20 11:08	B0K0707	ATS	3540C
Aroclor-1262 (PCB-1262)	ND		1	20.0	50.0	ug/kg	11/20/20 15:45	11/25/20 11:08	B0K0707	ATS	3540C
Aroclor-1268 (PCB-1268)	ND		1	20.0	50.0	ug/kg	11/20/20 15:45	11/25/20 11:08	B0K0707	ATS	3540C
	Recovery				Acceptance Criteria						
Surrogate: Decachlorobiphenyl	*46.0%*				*30-150*		11/20/20 15:45	*11/25/20 11:08*	B0K0707	*ATS*	3540C
Surrogate: Tetrachloro-m-xylene	*76.6%*				*30-150*		11/20/20 15:45	*11/25/20 11:08*	B0K0707	*ATS*	3540C

The contents of this report apply to the sample(s) analyzed in accordance with the chain of custody document.
No duplication of this report is allowed, except in its entirety without written approval of the laboratory.

NV5	AETL Job Number:	BBK0216	Site:	30237 Morning View Drive Malibu, CA 90265	
3777 Long Beach Boulevard, Annex Building	Project Number:	SMSD-20-9850			
Long Beach, CA 90807	Attention:	Jonathan Barkman			
	Project Name:	Juan Cabrillo Elementary School	Reported:	11/25/2020 17:30	

Analytical Results

Client ID: **MPR-52**
Lab ID: **BBK0216-19 (Solid)** **Sampled:** **11/12/20 17:00**

PCBs

Method: EPA 8082

Analyte	Result	Qualifier	Dilution	MDL	RL	Units	Prepared Date/Time	Analyzed Date/Time	Batch	Analyst Initials	Prep. Method
Aroclor-1016 (PCB-1016)	ND	D	20	400	1000	ug/kg	11/20/20 15:45	11/25/20 11:28	B0K0707	ATS	3540C
Aroclor-1221 (PCB-1221)	ND	D	20	400	1000	ug/kg	11/20/20 15:45	11/25/20 11:28	B0K0707	ATS	3540C
Aroclor-1232 (PCB-1232)	ND	D	20	400	1000	ug/kg	11/20/20 15:45	11/25/20 11:28	B0K0707	ATS	3540C
Aroclor-1242 (PCB-1242)	ND	D	20	400	1000	ug/kg	11/20/20 15:45	11/25/20 11:28	B0K0707	ATS	3540C
Aroclor-1248 (PCB-1248)	ND	D	20	400	1000	ug/kg	11/20/20 15:45	11/25/20 11:28	B0K0707	ATS	3540C
Aroclor-1254 (PCB-1254)	ND	D	20	400	1000	ug/kg	11/20/20 15:45	11/25/20 11:28	B0K0707	ATS	3540C
Aroclor-1260 (PCB-1260)	ND	D	20	400	1000	ug/kg	11/20/20 15:45	11/25/20 11:28	B0K0707	ATS	3540C
Aroclor-1262 (PCB-1262)	ND	D	20	400	1000	ug/kg	11/20/20 15:45	11/25/20 11:28	B0K0707	ATS	3540C
Aroclor-1268 (PCB-1268)	ND	D	20	400	1000	ug/kg	11/20/20 15:45	11/25/20 11:28	B0K0707	ATS	3540C
	Recovery				Acceptance Criteria						
Surrogate: Decachlorobiphenyl	*77.9% D*				*30-150*		11/20/20 15:45	*11/25/20 11:28*	B0K0707	*ATS*	3540C
Surrogate: Tetrachloro-m-xylene	*51.8% D*				*30-150*		11/20/20 15:45	*11/25/20 11:28*	B0K0707	*ATS*	3540C

The contents of this report apply to the sample(s) analyzed in accordance with the chain of custody document.
No duplication of this report is allowed, except in its entirety without written approval of the laboratory.

AMERICAN ENVIRONMENTAL TESTING LABORATORY
2834 North Naomi Street Burbank, CA 91504 • ELAP# 1541 & 2402 • LACSD# 10181
TEL (888) 288-AETL • (818) 845-8200 • www.aetlab.com
A KYZER LABS COMPANY

NV5	AETL Job Number:	BBK0216	Site:	30237 Morning View Drive Malibu, CA 90265
3777 Long Beach Boulevard, Annex Building	Project Number:	SMSD-20-9850		
Long Beach, CA 90807	Attention:	Jonathan Barkman		
	Project Name:	Juan Cabrillo Elementary School	Reported:	11/25/2020 17:30

Analytical Results

Client ID: **MPR-53**
Lab ID: **BBK0216-20 (Solid)** **Sampled:** **11/12/20 17:05**

PCBs

Method: EPA 8082

Analyte	Result	Qualifier	Dilution	MDL	RL	Units	Prepared Date/Time	Analyzed Date/Time	Batch	Analyst Initials	Prep. Method
Aroclor-1016 (PCB-1016)	ND	D	20	400	1000	ug/kg	11/20/20 15:45	11/25/20 11:47	B0K0707	ATS	3540C
Aroclor-1221 (PCB-1221)	ND	D	20	400	1000	ug/kg	11/20/20 15:45	11/25/20 11:47	B0K0707	ATS	3540C
Aroclor-1232 (PCB-1232)	ND	D	20	400	1000	ug/kg	11/20/20 15:45	11/25/20 11:47	B0K0707	ATS	3540C
Aroclor-1242 (PCB-1242)	ND	D	20	400	1000	ug/kg	11/20/20 15:45	11/25/20 11:47	B0K0707	ATS	3540C
Aroclor-1248 (PCB-1248)	ND	D	20	400	1000	ug/kg	11/20/20 15:45	11/25/20 11:47	B0K0707	ATS	3540C
Aroclor-1254 (PCB-1254)	ND	D	20	400	1000	ug/kg	11/20/20 15:45	11/25/20 11:47	B0K0707	ATS	3540C
Aroclor-1260 (PCB-1260)	ND	D	20	400	1000	ug/kg	11/20/20 15:45	11/25/20 11:47	B0K0707	ATS	3540C
Aroclor-1262 (PCB-1262)	ND	D	20	400	1000	ug/kg	11/20/20 15:45	11/25/20 11:47	B0K0707	ATS	3540C
Aroclor-1268 (PCB-1268)	ND	D	20	400	1000	ug/kg	11/20/20 15:45	11/25/20 11:47	B0K0707	ATS	3540C
	Recovery				Acceptance Criteria						
Surrogate: Decachlorobiphenyl	*57.6% D*				*30-150*		11/20/20 15:45	*11/25/20 11:47*	B0K0707	*ATS*	3540C
Surrogate: Tetrachloro-m-xylene	*55.7% D*				*30-150*		11/20/20 15:45	*11/25/20 11:47*	B0K0707	*ATS*	3540C

The contents of this report apply to the sample(s) analyzed in accordance with the chain of custody document.
No duplication of this report is allowed, except in its entirety without written approval of the laboratory.

AMERICAN ENVIRONMENTAL TESTING LABORATORY
2834 North Naomi Street Burbank, CA 91504 • ELAP# 1541 & 2402 • LACSD# 10181
TEL (888) 288-AETL • (818) 845-8200 • www.aetlab.com
A KYZER LABS COMPANY

NV5	AETL Job Number:	BBK0216	Site:	30237 Morning View Drive Malibu, CA 90265
3777 Long Beach Boulevard, Annex Building	Project Number:	SMSD-20-9850		
Long Beach, CA 90807	Attention:	Jonathan Barkman		
	Project Name:	Juan Cabrillo Elementary School	Reported:	11/25/2020 17:30

Analytical Results

Client ID: **MPR-54**
Lab ID: **BBK0216-21 (Solid)** **Sampled:** **11/12/20 17:15**

Analyte	Result	Qualifier	Dilution	MDL	RL	Units	Prepared Date/Time	Analyzed Date/Time	Batch	Analyst Initials	Prep. Method
PCBs											
Method: EPA 8082											
Aroclor-1016 (PCB-1016)	ND	D	2	400	1000	ug/kg	11/21/20 08:19	11/25/20 13:05	B0K0712	ATS	3540C
Aroclor-1221 (PCB-1221)	ND	D	2	400	1000	ug/kg	11/21/20 08:19	11/25/20 13:05	B0K0712	ATS	3540C
Aroclor-1232 (PCB-1232)	ND	D	2	400	1000	ug/kg	11/21/20 08:19	11/25/20 13:05	B0K0712	ATS	3540C
Aroclor-1242 (PCB-1242)	ND	D	2	400	1000	ug/kg	11/21/20 08:19	11/25/20 13:05	B0K0712	ATS	3540C
Aroclor-1248 (PCB-1248)	ND	D	2	400	1000	ug/kg	11/21/20 08:19	11/25/20 13:05	B0K0712	ATS	3540C
Aroclor-1254 (PCB-1254)	ND	D	2	400	1000	ug/kg	11/21/20 08:19	11/25/20 13:05	B0K0712	ATS	3540C
Aroclor-1260 (PCB-1260)	ND	D	2	400	1000	ug/kg	11/21/20 08:19	11/25/20 13:05	B0K0712	ATS	3540C
Aroclor-1262 (PCB-1262)	ND	D	2	400	1000	ug/kg	11/21/20 08:19	11/25/20 13:05	B0K0712	ATS	3540C
Aroclor-1268 (PCB-1268)	ND	D	2	400	1000	ug/kg	11/21/20 08:19	11/25/20 13:05	B0K0712	ATS	3540C
	Recovery				Acceptance Criteria						
Surrogate: Decachlorobiphenyl	*96.9% D*				*30-150*		11/21/20 08:19	*11/25/20 13:05*	B0K0712	*ATS*	3540C
Surrogate: Tetrachloro-m-xylene	*64.7% D*				*30-150*		11/21/20 08:19	*11/25/20 13:05*	B0K0712	*ATS*	3540C

The contents of this report apply to the sample(s) analyzed in accordance with the chain of custody document.
No duplication of this report is allowed, except in its entirety without written approval of the laboratory.

AMERICAN ENVIRONMENTAL TESTING LABORATORY
2834 North Naomi Street Burbank, CA 91504 • ELAP# 1541 & 2402 • LACSD# 10181
TEL (888) 288-AETL • (818) 845-8200 • www.aetlab.com
A KYZER LABS COMPANY

NV5	AETL Job Number:	BBK0216	Site:	30237 Morning View Drive Malibu, CA 90265
3777 Long Beach Boulevard, Annex Building	Project Number:	SMSD-20-9850		
Long Beach, CA 90807	Attention:	Jonathan Barkman		
	Project Name:	Juan Cabrillo Elementary School	Reported:	11/25/2020 17:30

Analytical Results

Client ID: **MPR-55**
Lab ID: **BBK0216-22 (Solid)** **Sampled:** **11/12/20 17:30**

PCBs

Method: EPA 8082

Analyte	Result	Qualifier	Dilution	MDL	RL	Units	Prepared Date/Time	Analyzed Date/Time	Batch	Analyst Initials	Prep. Method
Aroclor-1016 (PCB-1016)	ND	D	10	200	500	ug/kg	11/21/20 08:19	11/25/20 13:24	B0K0712	ATS	3540C
Aroclor-1221 (PCB-1221)	ND	D	10	200	500	ug/kg	11/21/20 08:19	11/25/20 13:24	B0K0712	ATS	3540C
Aroclor-1232 (PCB-1232)	ND	D	10	200	500	ug/kg	11/21/20 08:19	11/25/20 13:24	B0K0712	ATS	3540C
Aroclor-1242 (PCB-1242)	ND	D	10	200	500	ug/kg	11/21/20 08:19	11/25/20 13:24	B0K0712	ATS	3540C
Aroclor-1248 (PCB-1248)	ND	D	10	200	500	ug/kg	11/21/20 08:19	11/25/20 13:24	B0K0712	ATS	3540C
Aroclor-1254 (PCB-1254)	ND	D	10	200	500	ug/kg	11/21/20 08:19	11/25/20 13:24	B0K0712	ATS	3540C
Aroclor-1260 (PCB-1260)	ND	D	10	200	500	ug/kg	11/21/20 08:19	11/25/20 13:24	B0K0712	ATS	3540C
Aroclor-1262 (PCB-1262)	ND	D	10	200	500	ug/kg	11/21/20 08:19	11/25/20 13:24	B0K0712	ATS	3540C
Aroclor-1268 (PCB-1268)	ND	D	10	200	500	ug/kg	11/21/20 08:19	11/25/20 13:24	B0K0712	ATS	3540C
	Recovery				Acceptance Criteria						
Surrogate: Decachlorobiphenyl	*46.9% D*				*30-150*		11/21/20 08:19	*11/25/20 13:24*	B0K0712	*ATS*	3540C
Surrogate: Tetrachloro-m-xylene	*64.3% D*				*30-150*		11/21/20 08:19	*11/25/20 13:24*	B0K0712	*ATS*	3540C

The contents of this report apply to the sample(s) analyzed in accordance with the chain of custody document.
No duplication of this report is allowed, except in its entirety without written approval of the laboratory.

NV5	AETL Job Number:	BBK0216	Site:	30237 Morning View Drive Malibu, CA 90265
3777 Long Beach Boulevard, Annex Building	Project Number:	SMSD-20-9850		
Long Beach, CA 90807	Attention:	Jonathan Barkman		
	Project Name:	Juan Cabrillo Elementary School	Reported:	11/25/2020 17:30

Analytical Results

Client ID: **MPR-56**
Lab ID: **BBK0216-23 (Solid)** **Sampled:** **11/12/20 17:35**

PCBs

Method: EPA 8082

Analyte	Result	Qualifier	Dilution	MDL	RL	Units	Prepared Date/Time	Analyzed Date/Time	Batch	Analyst Initials	Prep. Method
Aroclor-1016 (PCB-1016)	ND	D	10	200	500	ug/kg	11/21/20 08:19	11/25/20 13:44	B0K0712	ATS	3540C
Aroclor-1221 (PCB-1221)	ND	D	10	200	500	ug/kg	11/21/20 08:19	11/25/20 13:44	B0K0712	ATS	3540C
Aroclor-1232 (PCB-1232)	ND	D	10	200	500	ug/kg	11/21/20 08:19	11/25/20 13:44	B0K0712	ATS	3540C
Aroclor-1242 (PCB-1242)	ND	D	10	200	500	ug/kg	11/21/20 08:19	11/25/20 13:44	B0K0712	ATS	3540C
Aroclor-1248 (PCB-1248)	ND	D	10	200	500	ug/kg	11/21/20 08:19	11/25/20 13:44	B0K0712	ATS	3540C
Aroclor-1254 (PCB-1254)	ND	D	10	200	500	ug/kg	11/21/20 08:19	11/25/20 13:44	B0K0712	ATS	3540C
Aroclor-1260 (PCB-1260)	ND	D	10	200	500	ug/kg	11/21/20 08:19	11/25/20 13:44	B0K0712	ATS	3540C
Aroclor-1262 (PCB-1262)	ND	D	10	200	500	ug/kg	11/21/20 08:19	11/25/20 13:44	B0K0712	ATS	3540C
Aroclor-1268 (PCB-1268)	ND	D	10	200	500	ug/kg	11/21/20 08:19	11/25/20 13:44	B0K0712	ATS	3540C
	Recovery				Acceptance Criteria						
Surrogate: Decachlorobiphenyl	*154% D, S6*				*30-150*		11/21/20 08:19	*11/25/20 13:44*	B0K0712	*ATS*	3540C
Surrogate: Tetrachloro-m-xylene	*143% D*				*30-150*		11/21/20 08:19	*11/25/20 13:44*	B0K0712	*ATS*	3540C

The contents of this report apply to the sample(s) analyzed in accordance with the chain of custody document.
No duplication of this report is allowed, except in its entirety without written approval of the laboratory.

AMERICAN ENVIRONMENTAL TESTING LABORATORY
2834 North Naomi Street Burbank, CA 91504 • ELAP# 1541 & 2402 • LACSD# 10181
TEL (888) 288-AETL • (818) 845-8200 • www.aetlab.com
A KYZER LABS COMPANY

NV5	AETL Job Number:	BBK0216	Site:	30237 Morning View Drive Malibu, CA 90265
3777 Long Beach Boulevard, Annex Building	Project Number:	SMSD-20-9850		
Long Beach, CA 90807	Attention:	Jonathan Barkman		
	Project Name:	Juan Cabrillo Elementary School	Reported:	11/25/2020 17:30

Analytical Results

Client ID: **MPR-57**
Lab ID: **BBK0216-24 (Solid)** **Sampled:** **11/12/20 17:40**

Analyte	Result	Qualifier	Dilution	MDL	RL	Units	Prepared Date/Time	Analyzed Date/Time	Batch	Analyst Initials	Prep. Method
PCBs											
Method: EPA 8082											
Aroclor-1016 (PCB-1016)	ND	D	10	200	500	ug/kg	11/21/20 08:19	11/25/20 14:03	B0K0712	ATS	3540C
Aroclor-1221 (PCB-1221)	ND	D	10	200	500	ug/kg	11/21/20 08:19	11/25/20 14:03	B0K0712	ATS	3540C
Aroclor-1232 (PCB-1232)	ND	D	10	200	500	ug/kg	11/21/20 08:19	11/25/20 14:03	B0K0712	ATS	3540C
Aroclor-1242 (PCB-1242)	ND	D	10	200	500	ug/kg	11/21/20 08:19	11/25/20 14:03	B0K0712	ATS	3540C
Aroclor-1248 (PCB-1248)	ND	D	10	200	500	ug/kg	11/21/20 08:19	11/25/20 14:03	B0K0712	ATS	3540C
Aroclor-1254 (PCB-1254)	ND	D	10	200	500	ug/kg	11/21/20 08:19	11/25/20 14:03	B0K0712	ATS	3540C
Aroclor-1260 (PCB-1260)	ND	D	10	200	500	ug/kg	11/21/20 08:19	11/25/20 14:03	B0K0712	ATS	3540C
Aroclor-1262 (PCB-1262)	ND	D	10	200	500	ug/kg	11/21/20 08:19	11/25/20 14:03	B0K0712	ATS	3540C
Aroclor-1268 (PCB-1268)	ND	D	10	200	500	ug/kg	11/21/20 08:19	11/25/20 14:03	B0K0712	ATS	3540C
	Recovery				Acceptance Criteria						
Surrogate: Decachlorobiphenyl	*136% D*				*30-150*		11/21/20 08:19	*11/25/20 14:03*	B0K0712	*ATS*	3540C
Surrogate: Tetrachloro-m-xylene	*89.5% D*				*30-150*		11/21/20 08:19	*11/25/20 14:03*	B0K0712	*ATS*	3540C

The contents of this report apply to the sample(s) analyzed in accordance with the chain of custody document.
No duplication of this report is allowed, except in its entirety without written approval of the laboratory.

AMERICAN ENVIRONMENTAL TESTING LABORATORY
2834 North Naomi Street Burbank, CA 91504 • ELAP# 1541 & 2402 • LACSD# 10181
TEL (888) 288-AETL • (818) 845-8200 • www.aetlab.com
A KYZER LABS COMPANY

NV5	AETL Job Number:	BBK0216	Site:	30237 Morning View Drive Malibu, CA 90265
3777 Long Beach Boulevard, Annex Building	Project Number:	SMSD-20-9850		
Long Beach, CA 90807	Attention:	Jonathan Barkman		
	Project Name:	Juan Cabrillo Elementary School	Reported:	11/25/2020 17:30

Analytical Results

Client ID: **MPR-58**
Lab ID: **BBK0216-25 (Solid)** **Sampled:** **11/12/20 17:50**

Analyte	Result	Qualifier	Dilution	MDL	RL	Units	Prepared Date/Time	Analyzed Date/Time	Batch	Analyst Initials	Prep. Method
PCBs											
Method: EPA 8082											
Aroclor-1016 (PCB-1016)	ND		1	10.0	25.0	ug/kg	11/21/20 08:19	11/25/20 14:23	B0K0712	ATS	3540C
Aroclor-1221 (PCB-1221)	ND		1	10.0	25.0	ug/kg	11/21/20 08:19	11/25/20 14:23	B0K0712	ATS	3540C
Aroclor-1232 (PCB-1232)	ND		1	10.0	25.0	ug/kg	11/21/20 08:19	11/25/20 14:23	B0K0712	ATS	3540C
Aroclor-1242 (PCB-1242)	ND		1	10.0	25.0	ug/kg	11/21/20 08:19	11/25/20 14:23	B0K0712	ATS	3540C
Aroclor-1248 (PCB-1248)	ND		1	10.0	25.0	ug/kg	11/21/20 08:19	11/25/20 14:23	B0K0712	ATS	3540C
Aroclor-1254 (PCB-1254)	ND		1	10.0	25.0	ug/kg	11/21/20 08:19	11/25/20 14:23	B0K0712	ATS	3540C
Aroclor-1260 (PCB-1260)	ND		1	10.0	25.0	ug/kg	11/21/20 08:19	11/25/20 14:23	B0K0712	ATS	3540C
Aroclor-1262 (PCB-1262)	ND		1	10.0	25.0	ug/kg	11/21/20 08:19	11/25/20 14:23	B0K0712	ATS	3540C
Aroclor-1268 (PCB-1268)	ND		1	10.0	25.0	ug/kg	11/21/20 08:19	11/25/20 14:23	B0K0712	ATS	3540C
	Recovery				Acceptance Criteria						
Surrogate: Decachlorobiphenyl	*139%*				*30-150*		11/21/20 08:19	*11/25/20 14:23*	B0K0712	*ATS*	3540C
Surrogate: Tetrachloro-m-xylene	*65.7%*				*30-150*		11/21/20 08:19	*11/25/20 14:23*	B0K0712	*ATS*	3540C

The contents of this report apply to the sample(s) analyzed in accordance with the chain of custody document.
No duplication of this report is allowed, except in its entirety without written approval of the laboratory.

AMERICAN ENVIRONMENTAL TESTING LABORATORY
2834 North Naomi Street Burbank, CA 91504 • ELAP# 1541 & 2402 • LACSD# 10181
TEL (888) 288-AETL • (818) 845-8200 • www.aetlab.com
A KYZER LABS COMPANY

NV5	AETL Job Number:	BBK0216	Site:	30237 Morning View Drive Malibu, CA 90265
3777 Long Beach Boulevard, Annex Building	Project Number:	SMSD-20-9850		
Long Beach, CA 90807	Attention:	Jonathan Barkman		
	Project Name:	Juan Cabrillo Elementary School	Reported:	11/25/2020 17:30

Analytical Results

Client ID: **MPR-59**
Lab ID: **BBK0216-26 (Solid)** **Sampled:** **11/12/20 18:00**

Analyte	Result	Qualifier	Dilution	MDL	RL	Units	Prepared Date/Time	Analyzed Date/Time	Batch	Analyst Initials	Prep. Method
PCBs											
Method: EPA 8082											
Aroclor-1016 (PCB-1016)	ND	D	20	400	1000	ug/kg	11/21/20 08:19	11/25/20 14:42	B0K0712	ATS	3540C
Aroclor-1221 (PCB-1221)	ND	D	20	400	1000	ug/kg	11/21/20 08:19	11/25/20 14:42	B0K0712	ATS	3540C
Aroclor-1232 (PCB-1232)	ND	D	20	400	1000	ug/kg	11/21/20 08:19	11/25/20 14:42	B0K0712	ATS	3540C
Aroclor-1242 (PCB-1242)	ND	D	20	400	1000	ug/kg	11/21/20 08:19	11/25/20 14:42	B0K0712	ATS	3540C
Aroclor-1248 (PCB-1248)	ND	D	20	400	1000	ug/kg	11/21/20 08:19	11/25/20 14:42	B0K0712	ATS	3540C
Aroclor-1254 (PCB-1254)	ND	D	20	400	1000	ug/kg	11/21/20 08:19	11/25/20 14:42	B0K0712	ATS	3540C
Aroclor-1260 (PCB-1260)	ND	D	20	400	1000	ug/kg	11/21/20 08:19	11/25/20 14:42	B0K0712	ATS	3540C
Aroclor-1262 (PCB-1262)	ND	D	20	400	1000	ug/kg	11/21/20 08:19	11/25/20 14:42	B0K0712	ATS	3540C
Aroclor-1268 (PCB-1268)	ND	D	20	400	1000	ug/kg	11/21/20 08:19	11/25/20 14:42	B0K0712	ATS	3540C
	Recovery				Acceptance Criteria						
Surrogate: Decachlorobiphenyl	*49.6% D*				*30-150*		11/21/20 08:19	*11/25/20 14:42*	B0K0712	*ATS*	3540C
Surrogate: Tetrachloro-m-xylene	*114% D*				*30-150*		11/21/20 08:19	*11/25/20 14:42*	B0K0712	*ATS*	3540C

The contents of this report apply to the sample(s) analyzed in accordance with the chain of custody document.
No duplication of this report is allowed, except in its entirety without written approval of the laboratory.

AMERICAN ENVIRONMENTAL TESTING LABORATORY
2834 North Naomi Street Burbank, CA 91504 • ELAP# 1541 & 2402 • LACSD# 10181
TEL (888) 288-AETL • (818) 845-8200 • www.aetlab.com
A KYZER LABS COMPANY

NV5	AETL Job Number:	BBK0216	Site:	30237 Morning View Drive
3777 Long Beach Boulevard, Annex Building	Project Number:	SMSD-20-9850		Malibu, CA 90265
Long Beach, CA 90807	Attention:	Jonathan Barkman		
	Project Name:	Juan Cabrillo Elementary School	Reported:	11/25/2020 17:30

Quality Control Results

PCBs (EPA 8082)

Analyte	Result	MDL	RL	Units	Spike Level	Source Result	%REC	%REC Limits	RPD	RPD Limit	Qualifier
Batch: B0K0707 - 3540C					**Prepared: 11/20/2020 15:45**						
Method Blank (B0K0707-BLK1)					**Analyzed: 11/25/2020 04:43**						
Aroclor-1016 (PCB-1016)	ND	4.00	10.0	ug/kg							
Aroclor-1221 (PCB-1221)	ND	4.00	10.0	ug/kg							
Aroclor-1232 (PCB-1232)	ND	4.00	10.0	ug/kg							
Aroclor-1242 (PCB-1242)	ND	4.00	10.0	ug/kg							
Aroclor-1248 (PCB-1248)	ND	4.00	10.0	ug/kg							
Aroclor-1254 (PCB-1254)	ND	4.00	10.0	ug/kg							
Aroclor-1260 (PCB-1260)	ND	4.00	10.0	ug/kg							
Aroclor-1262 (PCB-1262)	ND	4.00	10.0	ug/kg							
Aroclor-1268 (PCB-1268)	ND	4.00	10.0	ug/kg							
Surrogate: Decachlorobiphenyl	*13.8*			*ug/kg*	*25.0*		*55.1*	*30-150*			
Surrogate: Tetrachloro-m-xylene	*21.9*			*ug/kg*	*25.0*		*87.6*	*30-150*			

The contents of this report apply to the sample(s) analyzed in accordance with the chain of custody document.
No duplication of this report is allowed, except in its entirety without written approval of the laboratory.

AMERICAN ENVIRONMENTAL TESTING LABORATORY
2834 North Naomi Street Burbank, CA 91504 • ELAP# 1541 & 2402 • LACSD# 10181
TEL (888) 288-AETL • (818) 845-8200 • www.aetlab.com
A KYZER LABS COMPANY

NV5	AETL Job Number:	BBK0216	Site:	30237 Morning View Drive Malibu, CA 90265
3777 Long Beach Boulevard, Annex Building	Project Number:	SMSD-20-9850		
Long Beach, CA 90807	Attention:	Jonathan Barkman		
	Project Name:	Juan Cabrillo Elementary School	Reported:	11/25/2020 17:30

Quality Control Results

PCBs (EPA 8082)

Analyte	Result	MDL	RL	Units	Spike Level	Source Result	%REC	%REC Limits	RPD	RPD Limit	Qualifier
Batch: B0K0707 - 3540C (Continued)					**Prepared: 11/20/2020 15:45**						
LCS (B0K0707-BS1)					**Analyzed: 11/25/2020 04:04**						
Aroclor-1016 (PCB-1016)	423	4.00	10.0	ug/kg	500		84.7	50-150			
Aroclor-1260 (PCB-1260)	283	4.00	10.0	ug/kg	500		56.6	50-150			
Surrogate: Decachlorobiphenyl	*14.2*			*ug/kg*	*25.0*		*56.8*	*30-150*			
Surrogate: Tetrachloro-m-xylene	*14.0*			*ug/kg*	*25.0*		*55.9*	*30-150*			
LCSD (B0K0707-BSD1)					**Analyzed: 11/25/2020 04:24**						
Aroclor-1016 (PCB-1016)	621	4.00	10.0	ug/kg	500		124	50-150	37.8	40	
Aroclor-1260 (PCB-1260)	350	4.00	10.0	ug/kg	500		70.1	50-150	21.3	40	
Surrogate: Decachlorobiphenyl	*18.7*			*ug/kg*	*25.0*		*74.7*	*30-150*			
Surrogate: Tetrachloro-m-xylene	*30.2*			*ug/kg*	*25.0*		*121*	*30-150*			
Batch: B0K0712 - 3540C					**Prepared: 11/21/2020 08:19**						
Method Blank (B0K0712-BLK1)					**Analyzed: 11/25/2020 12:46**						
Aroclor-1016 (PCB-1016)	ND	4.00	10.0	ug/kg							
Aroclor-1221 (PCB-1221)	ND	4.00	10.0	ug/kg							
Aroclor-1232 (PCB-1232)	ND	4.00	10.0	ug/kg							
Aroclor-1242 (PCB-1242)	ND	4.00	10.0	ug/kg							
Aroclor-1248 (PCB-1248)	ND	4.00	10.0	ug/kg							
Aroclor-1254 (PCB-1254)	ND	4.00	10.0	ug/kg							
Aroclor-1260 (PCB-1260)	ND	4.00	10.0	ug/kg							
Aroclor-1262 (PCB-1262)	ND	4.00	10.0	ug/kg							
Aroclor-1268 (PCB-1268)	ND	4.00	10.0	ug/kg							
Surrogate: Decachlorobiphenyl	*26.0*			*ug/kg*	*25.0*		*104*	*30-150*			
Surrogate: Tetrachloro-m-xylene	*29.2*			*ug/kg*	*25.0*		*117*	*30-150*			

The contents of this report apply to the sample(s) analyzed in accordance with the chain of custody document.
No duplication of this report is allowed, except in its entirety without written approval of the laboratory.

AMERICAN ENVIRONMENTAL TESTING LABORATORY
2834 North Naomi Street Burbank, CA 91504 • ELAP# 1541 & 2402 • LACSD# 10181
TEL (888) 288-AETL • (818) 845-8200 • www.aetlab.com
A KYZER LABS COMPANY

NV5	AETL Job Number:	BBK0216	Site:	30237 Morning View Drive
3777 Long Beach Boulevard, Annex Building	Project Number:	SMSD-20-9850		Malibu, CA 90265
Long Beach, CA 90807	Attention:	Jonathan Barkman		
	Project Name:	Juan Cabrillo Elementary School	Reported:	11/25/2020 17:30

Quality Control Results

PCBs (EPA 8082)

Analyte	Result	MDL	RL	Units	Spike Level	Source Result	%REC	%REC Limits	RPD	RPD Limit	Qualifier
Batch: B0K0712 - 3540C (Continued)					**Prepared: 11/21/2020 08:19**						
LCS (B0K0712-BS1)					**Analyzed: 11/25/2020 12:07**						
Aroclor-1016 (PCB-1016)	270	4.00	10.0	ug/kg	500		53.9	50-150			
Aroclor-1260 (PCB-1260)	329	4.00	10.0	ug/kg	500		65.7	50-150			
Surrogate: Decachlorobiphenyl	*10.3*			*ug/kg*	*25.0*		*41.1*	*30-150*			
Surrogate: Tetrachloro-m-xylene	*13.2*			*ug/kg*	*25.0*		*52.8*	*30-150*			
LCSD (B0K0712-BSD1)					**Analyzed: 11/25/2020 12:26**						
Aroclor-1016 (PCB-1016)	387	4.00	10.0	ug/kg	500		77.4	50-150	35.7	40	
Aroclor-1260 (PCB-1260)	388	4.00	10.0	ug/kg	500		77.5	50-150	16.5	40	
Surrogate: Decachlorobiphenyl	*23.0*			*ug/kg*	*25.0*		*91.9*	*30-150*			
Surrogate: Tetrachloro-m-xylene	*27.6*			*ug/kg*	*25.0*		*111*	*30-150*			

The contents of this report apply to the sample(s) analyzed in accordance with the chain of custody document.
No duplication of this report is allowed, except in its entirety without written approval of the laboratory.

AMERICAN ENVIRONMENTAL TESTING LABORATORY
2834 North Naomi Street Burbank, CA 91504 • ELAP# 1541 & 2402 • LACSD# 10181
TEL (888) 288-AETL • (818) 845-8200 • www.aetlab.com
A KYZER LABS COMPANY

NV5	AETL Job Number:	BBK0216	Site:	30237 Morning View Drive
3777 Long Beach Boulevard, Annex Building	Project Number:	SMSD-20-9850		Malibu, CA 90265
Long Beach, CA 90807	Attention:	Jonathan Barkman		
	Project Name:	Juan Cabrillo Elementary School	Reported:	11/25/2020 17:30

Qualifiers and Definitions

Item	Qualifiers
D	Sample was analyzed under dilution due to matrix interference.
S6	Surrogate recovery is outside control limits due to matrix interference.

Item	Definitions
% wt	Percent Weight
%REC	Percent Recovery
°C	Degrees Celsius
AETL	American Environmental Testing Laboratory, LLC
C	Carbon
CARB	California Air Resources Board
COC	Chain of Custody
DRO	Diesel Range Organics
Dup	Duplicate
ELAP	Environmental Laboratory Accreditation Program
EPA	Environmental Protection Agency
GRO	Gasoline Range Organics
HC	Hydrocarbon
LACSD	Los Angeles County Sanitation Districts
LCS	Laboratory Control Sample - A sample matrix, free from the analytes of interest, spiked with verified known amounts of analytes.
LCSD	Laboratory Control Sample Duplicate - A replicate of Laboratory Control Sample.
LOQ	Limit of Quantitation
MDL	Method Detection Limit - The minimum measured concentration of a substance that can be reported with 99% confidence. MDL is statistically derived number which is specific for each instrument, each method and each compound.
mg/kg	Miligrams per Kilogram
mg/L	Miligrams per Liter
MRO	Motor oil Range Organics
MS	Matrix Spike - A sample prepared, taken through all sample preparation and analytical steps of the procedure and analyzed as an independent test results.
MSD	Matrix Spike Duplicate - A replicate of Matrix Spike Sample.
N	No
ND	Analyte is not detected below Method Detection Limit.
ng/m3	Nanograms per cubic meter
NIOSH	National Institute for Occupational Safety and Health
nL/L	Nanoliters per Liter
NTU	Nephelometric Turbidity Units
Ohm-cm	Ohms per centimeter
OSHA	Occupational Safety and Health Administration

The contents of this report apply to the sample(s) analyzed in accordance with the chain of custody document.
No duplication of this report is allowed, except in its entirety without written approval of the laboratory.

AMERICAN ENVIRONMENTAL TESTING LABORATORY
2834 North Naomi Street Burbank, CA 91504 • ELAP# 1541 & 2402 • LACSD# 10181
TEL (888) 288-AETL • (818) 845-8200 • www.aetlab.com
A KYZER LABS COMPANY

NV5	AETL Job Number:	BBK0216	Site:	30237 Morning View Drive Malibu, CA 90265
3777 Long Beach Boulevard, Annex Building	Project Number:	SMSD-20-9850		
Long Beach, CA 90807	Attention:	Jonathan Barkman		
	Project Name:	Juan Cabrillo Elementary School	Reported:	11/25/2020 17:30

PCB	Polychlorinated Biphenyl
RL	Reporting Limit - The lowest concentration at which an analyte can be detected in a sample and its concentration can be reported with a specified degree of confidence, accuracy and precision. For usage at AETL, RL is equivalant to LOQ.
RPD	Relative Percent Difference
SIM	Selective Ion Monitoring
SPLP	Synthetic Precipitation Leaching Procedure
STLC	Soluble Threshold Limit Concentration
TCLP	Toxicity Characteristic Leaching Procedure
TPH	Total Petroleum Hydrocarbons
TTLC	Total Threshold Limit Concentrations
ug/kg	Micrograms per Kilogram
ug/L	Micrograms per Liter
ug/m3	Micrograms per cubic meter
WET	Waste Extraction Test
Y	Yes
ZHE	Zero Headspace Extraction

The contents of this report apply to the sample(s) analyzed in accordance with the chain of custody document.
No duplication of this report is allowed, except in its entirety without written approval of the laboratory.

AMERICAN ENVIRONMENTAL TESTING LABORATORY
2834 North Naomi Street Burbank, CA 91504 • ELAP# 1541 & 2402 • LACSD# 10181
TEL (888) 288-AETL • (818) 845-8200 • www.aetlab.com
A KYZER LABS COMPANY

November 25, 2020

AETL Job No: BBK0215
Received Date: 11/13/2020
Project Number: SMSD-20-9850

NV5
3777 Long Beach Boulevard, Annex Building
Long Beach, CA 90807
Telephone: (562) 495-5777

Attention: Jonathan Barkman

Project Name: Juan Cabrillo Elementary School
Site: 30237 Morning View Drive
Malibu, CA 90265

Enclosed please find the results of analyses for samples which were analyzed as specified on the attached chain of custody. If you have any questions concerning this report, please do not hesitate to call.

Checked By: Harriet Torosyan
Harriet Torosyan
Project Manager

Approved By:
Christine Novshadayan
Project Manager

Table of Contents

Client Project Name: Cabrillo Elementary School (SMSD-20-9850)
Work Order Number: BBK0215

1 Cover Letter 1
2 Sample Condition on Receipt 3
3 Chain of Custody 4
4 Cooler Receipt Form 8
5 Case Narrative 9
6 Samples Received 10
7 Positive Hits Summary 26
8 Analytical Results 27
9 Quality Control Results 87
10 Qualifiers and Definitions 91

AMERICAN ENVIRONMENTAL TESTING LABORATORY
2834 North Naomi Street Burbank, CA 91504 • ELAP# 1541 & 2402 • LACSD# 10181
TEL (888) 288-AETL • (818) 845-8200 • www.aetlab.com
A KYZER LABS COMPANY

NV5	AETL Job Number:	BBK0215	Site:	30237 Morning View Drive
3777 Long Beach Boulevard, Annex Building	Project Number:	SMSD-20-9850		Malibu, CA 90265
Long Beach, CA 90807	Attention:	Jonathan Barkman		
	Project Name:	Juan Cabrillo Elementary School	Reported:	11/25/2020 11:54

Sample Condition on Receipt

Cooler ID: Default Cooler **Temperature: 4.0 °C**

Are the COCs Correct	Y		
Labels Legible	Y	Containers In Good Condition	Y
COC/Labels Agree	Y	Samples Preserved Properly	Y
Sufficient Sample Volume	Y	Sufficient Holding Time for all Tests	Y
Sample Labels intact	Y	Received on Ice	Y

The contents of this report apply to the sample(s) analyzed in accordance with the chain of custody document.
No duplication of this report is allowed, except in its entirety without written approval of the laboratory.

AMERICAN ENVIRONMENTAL TESTING LABORATORY
2834 NORTH NAOMI ST. BURBANK, CALIFORNIA 91504 DHS # 1541 LACSD# 10181
TEL (888) 288-AETL (818) 845-8200 FAX (818) 845-8840 www.aetlab.com

CHAIN OF CUSTODY RECORD

114207

AETL JOB No. BBK0215

COMPANY: NV5
PROJECT MANAGER: Jonathan.Balkman@NV5.com
COMPANY ADDRESS: 3772 Long Beach Blvd, Long Beach CA
PHONE:
FAX:
PROJECT NAME: Cabrillo ES
PROJECT #: SMSD-20-9850
SITE NAME AND ADDRESS: Cabrillo ES, Malibu CA
PO #:

ANALYSIS REQUESTED

	SAMPLE ID	LAB ID	DATE	TIME	MATRIX	CONTAINER NUMBER/SIZE	PRES.	EPA 8082	Soxhlet Extraction	TEST INSTRUCTIONS & COMMENTS
1	A-21	BBK0215.01	10/11/20	0920	BULK	1	ICE	X	X	
2	A-22	.02		0930		1		X	X	
3	A-23	.03		0935		1		X	X	
4	A-24	.04		0940		1		X	X	
5	A-25	.05		0945		1		X	X	
6	A-26	.06		0950		1		X	X	
7	A-27	.07		0955		1		X	X	
8	A-28	.08		1000		1		X	X	
9	A-29	.09		1010		1		X	X	
10	A-30	.10		1020		1		X	X	
11	A-31	.11		1030		1		X	X	
12	A-32	.12		1035		1		X	X	
13	A-33	.13		1045		1		X	X	Duplicate A-30
14	A-34	.14		1050		1		X	X	
15	A-35	.15		1055		1		X	X	

SAMPLE RECEIPT - TO BE FILLED BY LABORATORY

TOTAL NUMBER OF CONTAINERS	15	PROPERLY COOLED Y / N / NA	
CUSTODY SEALS Y / N / NA		SAMPLES INTACT Y / N / NA	
RECEIVED IN GOOD COND. Y / N		SAMPLES ACCEPTED Y / N	

TURN AROUND TIME

NORMAL ☐ RUSH ☐ SAME DAY ☐ NEXT DAY ☐ 2 DAYS ☐ 3 DAYS

DATA DELIVERABLE REQUIRED

☐ HARD COPY
☐ PDF
☐ GEOTRACKER (GLOBAL ID) _____
☐ OTHER (PLEASE SPECIFY) _____

RELINQUISHED BY SAMPLER: 1.	RELINQUISHED BY: 2.	RELINQUISHED BY: 3.
Signature: [signature]	Signature:	Signature: [signature]
Printed Name: Jorge Robles	Printed Name:	Printed Name: C. Martinez
Date: 11/12/20 Time: 2000	Date: Time:	Date: 11/13/20 Time: 1650

RECEIVED BY: 1.	RECEIVED BY: 2.	RECEIVED BY LABORATORY: 3.
Signature: [signature]	Signature:	Signature: [signature]
Printed Name: GRAIZICON PAGNILLO	Printed Name:	Printed Name: Jorgis Pirch
Date: 11/13/20 Time: 1235	Date: Time:	Date: 11/13/20 Time: 1650

DISTRIBUTION: WHITE - Laboratory, CANARY - Laboratory, PINK - Project/Account Manager, YELLOW - Sampler/Originator

AMERICAN ENVIRONMENTAL TESTING LABORATORY
2834 NORTH NAOMI ST. BURBANK, CALIFORNIA 91504 DHS # 1541 LACSD# 10181
TEL (888) 288-AETL (818) 845-8200 FAX (818) 845-8840 www.aetlab.com

CHAIN OF CUSTODY RECORD

114208

COMPANY: NVS
PROJECT MANAGER: Jonathan.Bakman@NVS.com
COMPANY ADDRESS: 3777 Long Beach Blvd, Long Beach CA
PHONE:
FAX:
PROJECT NAME: Cabrillo ES
PROJECT #: SMSD-20-9850
SITE NAME AND ADDRESS: Cabrillo ES, Malibu CA
PO #:

AETL JOB No. BBK0215

	SAMPLE ID	LAB ID	DATE	TIME	MATRIX	CONTAINER NUMBER/SIZE	PRES.	ANALYSIS REQUESTED: EPA 8082	ANALYSIS REQUESTED: Soxhlet Extraction	TEST INSTRUCTIONS & COMMENTS
1	A-36	BBK0215.16	10/11/20	1230	BULK	1	ICE	X	X	
2	A-37	.17		1235		1		X	X	
3	A-38	.18		1245		1		X	X	
4	A-39	.19		1300		1		X	X	
5	A-40	.20		1310		1		X	X	
6	A-41	.21		1315		1		X	X	
7	A-42	.22		1325		1		X	X	
8	A-44	.23		1335		1		X	X	
9	A-45	.24		1340		1		X	X	
10	A-46	.25		1345		1		X	X	
11	A-47	.26		1350		1		X	X	
12	A-48	.27		1400		1		X	X	
13	MPR-01	.28	10/12/20	0700		1		X	X	
14	MPR-02	.29		0905		1		X	X	
15	MPR-03	.30		0910		1		X	X	

SAMPLE RECEIPT - TO BE FILLED BY LABORATORY

TOTAL NUMBER OF CONTAINERS	15	PROPERLY COOLED (Y) / N / NA	
CUSTODY SEALS Y / (N) / NA		SAMPLES INTACT (Y) / N / NA	
RECEIVED IN GOOD COND (Y) / N		SAMPLES ACCEPTED (Y) / N	

TURN AROUND TIME

- [X] NORMAL
- [ ] RUSH
  - [ ] SAME DAY
  - [ ] NEXT DAY
  - [ ] 2 DAYS
  - [ ] 3 DAYS

DATA DELIVERABLE REQUIRED

- [ ] HARD COPY
- [ ] PDF
- [ ] GEOTRACKER (GLOBAL ID) _____
- [ ] OTHER (PLEASE SPECIFY) _____

	RELINQUISHED BY SAMPLER: 1.	RELINQUISHED BY: 2.	RELINQUISHED BY: 3.
Signature:			
Printed Name:	Jorge Robles		
Date:	11/12/20		11/13/20
Time:	2000		1650
	RECEIVED BY: 1.	**RECEIVED BY: 2.**	**RECEIVED BY LABORATORY: 3.**
Signature:			
Printed Name:	CHRISTON PALMER		
Date:	11/13/20		11/16/20
Time:	1235		1650

DISTRIBUTION: WHITE - Laboratory, CANARY - Laboratory, PINK - Project/Account Manager, YELLOW - Sampler/Originator

AMERICAN ENVIRONMENTAL TESTING LABORATORY
2834 NORTH NAOMI ST. BURBANK, CALIFORNIA 91504 DHS # 1541 LACSD# 10181
TEL (888) 288-AETL (818) 845-8200 FAX (818) 845-8840 www.aetlab.com

CHAIN OF CUSTODY RECORD

114209

AETL JOB No. BBK0215

COMPANY: NV5
PROJECT MANAGER: Jonathan.Barkman@NV5.com
COMPANY ADDRESS: 3777 Long Beach Blvd, Long Beach CA
PHONE:
FAX:
PROJECT NAME: Cabrillo ES
PROJECT #: SMSD-20-9850
SITE NAME AND ADDRESS: Cabrillo ES, Malibu CA
PO #:

ANALYSIS REQUESTED

	SAMPLE ID	LAB ID	DATE	TIME	MATRIX	CONTAINER NUMBER/SIZE	PRES.	EPA 8082	Soxhlet Extraction	TEST INSTRUCTIONS & COMMENTS
1	MPR-04	BBK0215.31	10/12/20	0915	BULK	1	ICE	X	X	
2	MPR-05	.32		0920		1		X	X	
3	MPR-06	.33		0925		1		X	X	
4	MPR-07	.34		0930		1		X	X	
5	MPR-08	.35		0940		1		X	X	
6	MPR-09	.36		0950		1		X	X	
7	MPR-10	.37		1000		1		X	X	
8	MPR-11	.38		1010		1		X	X	
9	MPR-12	.39		1020		1		X	X	Duplicate MPR-11
10	MPR-13	.40		1025		1		X	X	
11	MPR-14	.41		1030		1		X	X	
12	MPR-15	.42		1035		1		X	X	
13	MPR-16	.43		1040		1		X	X	
14	MPR-17	.44		1050		1		X	X	
15	MPR-18	.45		1100		1		X	X	

SAMPLE RECEIPT - TO BE FILLED BY LABORATORY

TOTAL NUMBER OF CONTAINERS	15	PROPERLY COOLED Y / N / NA	
CUSTODY SEALS Y / N / NA		SAMPLES INTACT Y / N / NA	
RECEIVED IN GOOD COND. Y / N		SAMPLES ACCEPTED Y / N	

RELINQUISHED BY SAMPLER: 1.	RELINQUISHED BY: 2.	RELINQUISHED BY: 3.
Signature: [signature]	Signature:	Signature: [signature]
Printed Name: Jorge Robles	Printed Name:	Printed Name: C. [illegible]
Date: 11/12/20 Time: 2000	Date: Time:	Date: 11/13/20 Time: 1650

RECEIVED BY: 1.	RECEIVED BY: 2.	RECEIVED BY LABORATORY: 3.
Signature: [signature]	Signature:	Signature: [signature]
Printed Name: Atanasio Palacios	Printed Name:	Printed Name: Sargis Pirch
Date: 11/13/20 Time: 1235	Date: Time:	Date: 11/16/20 Time: 1650

TURN AROUND TIME: ☒ NORMAL ☐ RUSH ☐ SAME DAY ☐ NEXT DAY ☐ 2 DAYS ☐ 3 DAYS

DATA DELIVERABLE REQUIRED: ☐ HARD COPY ☐ PDF ☐ GEOTRACKER (GLOBAL ID) ☐ OTHER (PLEASE SPECIFY)

DISTRIBUTION: WHITE - Laboratory, CANARY - Laboratory, PINK - Project/Account Manager, YELLOW - Sampler/Originator

AMERICAN ENVIRONMENTAL TESTING LABORATORY
2834 NORTH NAOMI ST. BURBANK, CALIFORNIA 91504 DHS # 1541 LACSD# 10181
TEL (888) 288-AETL (818) 845-8200 FAX (818) 845-8840 www.aetlab.com

CHAIN OF CUSTODY RECORD

114210

COMPANY: NVS
PROJECT MANAGER: Jonathan.Barkman@NVS.com
COMPANY ADDRESS: 3777 Long Beach Blvd, Long Beach CA
PHONE:
FAX:
PROJECT NAME: Cabrillo ES
PROJECT #: SMSD-20-9850
SITE NAME AND ADDRESS: Cabrillo ES, Malibu CA
PO #:
AETL JOB No. BBK0215
Page 12 of 14

	SAMPLE ID	LAB ID	DATE	TIME	MATRIX	CONTAINER NUMBER/SIZE	PRES.
1	MPR-19	BBK0215.46	10/12/20	1210	BULK	1	ICE
2	MPR-20	.47		1215		1	
3	MPR-21	.48		1220		1	
4	MPR-22	.49		1230		1	
5	MPR-23	.50		1240		1	
6	MPR-24	.51		1245		1	
7	MPR-25	.52		1300		1	
8	MPR-26	.53		1310		1	
9	MPR-27	.54		1315		1	
10	MPR-28	.55		1320		1	
11	MPR-29	.56		1330		1	
12	MPR-30	.57		1335		1	
13	MPR-31	.58		1340		1	
14	MPR-32	.59		1350		1	
15	MPR-33	.60		1355		1	

ANALYSIS REQUESTED: EPA 8082 Soxhlet Extraction

TEST INSTRUCTIONS & COMMENTS:

SAMPLE RECEIPT - TO BE FILLED BY LABORATORY

TOTAL NUMBER OF CONTAINERS	15	PROPERLY COOLED Y / N / NA	
CUSTODY SEALS Y / N / NA		SAMPLES INTACT Y / N / NA	
RECEIVED IN GOOD COND. Y / N		SAMPLES ACCEPTED Y / N	

TURN AROUND TIME

☑ NORMAL ☐ RUSH ☐ SAME DAY ☐ NEXT DAY ☐ 2 DAYS ☐ 3 DAYS

DATA DELIVERABLE REQUIRED

☐ HARD COPY ☐ PDF ☐ GEOTRACKER (GLOBAL ID) _____ ☐ OTHER (PLEASE SPECIFY) _____

RELINQUISHED BY SAMPLER: 1.	RELINQUISHED BY: 2.	RELINQUISHED BY: 3.
Signature:	Signature:	Signature:
Printed Name: Jorge Robles	Printed Name:	Printed Name:
Date: 11/12/20 Time: 2000	Date: Time:	Date: 11/13/20 Time: 1650
RECEIVED BY: 1.	**RECEIVED BY: 2.**	**RECEIVED BY LABORATORY: 3.**
Signature:	Signature:	Signature:
Printed Name:	Printed Name:	Printed Name:
Date: 11/13/20 Time: 1235	Date: Time:	Date: 11/13/20 Time: 1650

DISTRIBUTION: WHITE - Laboratory, CANARY - Laboratory, PINK - Project/Account Manager, YELLOW - Sampler/Originator

AMERICAN ENVIRONMENTAL TESTING LABORATORY
2834 N. NAOMI ST. BURBANK, CALIFORNIA 91504 ELAP# 1541 & 2402 LACSD# 10181
TEL (888) 288-AETL (818) 845-8200 FAX (818) 845-8840 www.aetlab.com
A KYZER LABS COMPANY

COOLER RECEIPT FORM

Client Name: NVS
Project Name:
AETL Job Number: BBK0215
Date Received: 11/13/2020 Received by: Sargis Pirch
Carrier: ☑ AETL Courier ☐ Client ☐ GSL ☐ FedEx ☐ UPS
☐ Others:

Samples were received in: ☑ Cooler (1) ☐ Other (Specify):
Inside temperature of shipping container No 1: 4°C, No 2: _____, No 3: _____
Type of sample containers: ☐ VOA, ☐ Glass bottles, ☐ Wide mouth jars, ☐ HDPE bottles, ☐ Metal sleeves, ☑ Others (Specify): Bags
How are samples preserved: ☐ None, ☑ Ice, ☐ Blue Ice, ☐ Dry Ice
☐ None, ☐ HNO_3, ☐ NaOH, ☐ ZnOAc, ☐ HCl, ☐ $Na_2S_2O_3$, ☐ MeOH
☐ Other (Specify):

	Yes	No*	N/A	Name, if client was notified.
1. Are the COCs Correct?	✓			
2. Are Sample labels legible & indelible ink?	✓			
3. Do samples match the COC?	✓			
4. Are the required analyses clear?	✓			
5. Is there enough samples for required analysis?	✓			
6. Does cooler or samples have custody seal(s)?			N/A	
7. Are sample containers in good condition?	✓			
8. Are samples preserved?	✓			
9. Are samples preserved properly for the intended analysis?	✓			
10. Are the VOAs free of headspace?			N/A	
11. Are the jars free of headspace?			N/A	
* = see note below. N/A = Not Applicable				

PLEASE NOTE ALL SAMPLES WILL BE DISPOSED OF 30 DAYS AFTER RECEIVING DATE. IF AETL IS INFORMED OTHERWISE, THERE WILL BE A STORAGE CHARGE PER SAMPLE PER MONTH FOR ANY SAMPLE HELD BEYOND 30 DAYS.

***Explain all "No" answers for above questions:**

AMERICAN ENVIRONMENTAL TESTING LABORATORY
2834 North Naomi Street Burbank, CA 91504 • ELAP# 1541 & 2402 • LACSD# 10181
TEL (888) 288-AETL • (818) 845-8200 • www.aetlab.com
A KYZER LABS COMPANY

NV5	AETL Job Number:	BBK0215	Site:	30237 Morning View Drive
3777 Long Beach Boulevard, Annex Building	Project Number:	SMSD-20-9850		Malibu, CA 90265
Long Beach, CA 90807	Attention:	Jonathan Barkman		
	Project Name:	Juan Cabrillo Elementary School	Reported:	11/25/2020 11:54

Case Narrative

The following "Sample Received" Section summarizes the samples received and associated analyses requested as specified on the enclosed chain of custody.

Results as reported by the laboratory apply only to 1) the items tested, 2) as the samples are received, and 3) the accuracy of information provided. Information supplied by the customer that may affect validity of results and may be contained in this report include Project Name/Number, Site Location, Sample Locations, Sampling Dates/Times, Sample ID, Sample Preservation, Sample Matrix, Sample Properties, Field Blanks, Field Duplicates, Field Spikes, and Site Historical Data.

Accreditation applies only to the test methods listed on each scope of accreditation held by the laboratory; certifications held by the laboratory may not apply to results supplied in this report.

Unless otherwise noted, all results of soil and solid samples are based on wet weight.

No analytical non-conformances were encountered.
Qualifiers are noted in the report.

The contents of this report apply to the sample(s) analyzed in accordance with the chain of custody document.
No duplication of this report is allowed, except in its entirety without written approval of the laboratory.

AMERICAN ENVIRONMENTAL TESTING LABORATORY
2834 North Naomi Street Burbank, CA 91504 • ELAP# 1541 & 2402 • LACSD# 10181
TEL (888) 288-AETL • (818) 845-8200 • www.aetlab.com
A KYZER LABS COMPANY

NV5	AETL Job Number:	BBK0215	Site:	30237 Morning View Drive	
3777 Long Beach Boulevard, Annex Building	Project Number:	SMSD-20-9850		Malibu, CA 90265	
Long Beach, CA 90807	Attention:	Jonathan Barkman			
	Project Name:	Juan Cabrillo Elementary School	Reported:	11/25/2020 11:54	

Samples Received

AETL received the following samples on 11/13/2020 with the following specifications

Project Name: 30237 Morning View Drive
Site: Malibu, CA 90265

Client ID		Sample Date
A-21		11/11/2020 9:20
Lab ID	**Matrix**	**Quantity of Containers**
BBK0215-01	Solid	1

Analysis	Units	TAT
EPA 8082	ug/kg	5

Client ID		Sample Date
A-22		11/11/2020 9:30
Lab ID	**Matrix**	**Quantity of Containers**
BBK0215-02	Solid	1

Analysis	Units	TAT
EPA 8082	ug/kg	5

Client ID		Sample Date
A-23		11/11/2020 9:35
Lab ID	**Matrix**	**Quantity of Containers**
BBK0215-03	Solid	1

Analysis	Units	TAT
EPA 8082	ug/kg	5

Client ID		Sample Date
A-24		11/11/2020 9:40
Lab ID	**Matrix**	**Quantity of Containers**
BBK0215-04	Solid	1

Analysis	Units	TAT
EPA 8082	ug/kg	5

The contents of this report apply to the sample(s) analyzed in accordance with the chain of custody document.
No duplication of this report is allowed, except in its entirety without written approval of the laboratory.

NV5	AETL Job Number:	BBK0215	Site:	30237 Morning View Drive	
3777 Long Beach Boulevard, Annex Building	Project Number:	SMSD-20-9850		Malibu, CA 90265	
Long Beach, CA 90807	Attention:	Jonathan Barkman			
	Project Name:	Juan Cabrillo Elementary School	Reported:	11/25/2020 11:54	

Samples Received

(Continued)

AETL received the following samples on 11/13/2020 with the following specifications

Project Name: 30237 Morning View Drive
Site: Malibu, CA 90265

Client ID		Sample Date
A-25		11/11/2020 9:45
Lab ID	**Matrix**	**Quantity of Containers**
BBK0215-05	Solid	1
Analysis	**Units**	**TAT**
EPA 8082	ug/kg	5

Client ID		Sample Date
A-26		11/11/2020 9:50
Lab ID	**Matrix**	**Quantity of Containers**
BBK0215-06	Solid	1
Analysis	**Units**	**TAT**
EPA 8082	ug/kg	5

Client ID		Sample Date
A-27		11/11/2020 9:55
Lab ID	**Matrix**	**Quantity of Containers**
BBK0215-07	Solid	1
Analysis	**Units**	**TAT**
EPA 8082	ug/kg	5

Client ID		Sample Date
A-28		11/11/2020 10:00
Lab ID	**Matrix**	**Quantity of Containers**
BBK0215-08	Solid	1
Analysis	**Units**	**TAT**
EPA 8082	ug/kg	5

The contents of this report apply to the sample(s) analyzed in accordance with the chain of custody document.
No duplication of this report is allowed, except in its entirety without written approval of the laboratory.

NV5	AETL Job Number:	BBK0215	Site:	30237 Morning View Drive	
3777 Long Beach Boulevard, Annex Building	Project Number:	SMSD-20-9850		Malibu, CA 90265	
Long Beach, CA 90807	Attention:	Jonathan Barkman			
	Project Name:	Juan Cabrillo Elementary School	Reported:	11/25/2020 11:54	

Samples Received

(Continued)

AETL received the following samples on 11/13/2020 with the following specifications

Project Name: 30237 Morning View Drive
Site: Malibu, CA 90265

Client ID		Sample Date
A-29		11/11/2020 10:10
Lab ID	**Matrix**	**Quantity of Containers**
BBK0215-09	Solid	1
Analysis	**Units**	**TAT**
EPA 8082	ug/kg	5

Client ID		Sample Date
A-30		11/11/2020 10:20
Lab ID	**Matrix**	**Quantity of Containers**
BBK0215-10	Solid	1
Analysis	**Units**	**TAT**
EPA 8082	ug/kg	5

Client ID		Sample Date
A-31		11/11/2020 10:30
Lab ID	**Matrix**	**Quantity of Containers**
BBK0215-11	Solid	1
Analysis	**Units**	**TAT**
EPA 8082	ug/kg	5

Client ID		Sample Date
A-32		11/11/2020 10:35
Lab ID	**Matrix**	**Quantity of Containers**
BBK0215-12	Solid	1
Analysis	**Units**	**TAT**
EPA 8082	ug/kg	5

The contents of this report apply to the sample(s) analyzed in accordance with the chain of custody document.
No duplication of this report is allowed, except in its entirety without written approval of the laboratory.

NV5	AETL Job Number:	BBK0215	Site:	30237 Morning View Drive	
3777 Long Beach Boulevard, Annex Building	Project Number:	SMSD-20-9850		Malibu, CA 90265	
Long Beach, CA 90807	Attention:	Jonathan Barkman			
	Project Name:	Juan Cabrillo Elementary School	Reported:	11/25/2020 11:54	

Samples Received

(Continued)

AETL received the following samples on 11/13/2020 with the following specifications

Project Name: 30237 Morning View Drive
Site: Malibu, CA 90265

Client ID		Sample Date
A-33		11/11/2020 10:45
Lab ID	**Matrix**	**Quantity of Containers**
BBK0215-13	Solid	1
Analysis	**Units**	**TAT**
EPA 8082	ug/kg	5

Client ID		Sample Date
A-34		11/11/2020 10:50
Lab ID	**Matrix**	**Quantity of Containers**
BBK0215-14	Solid	1
Analysis	**Units**	**TAT**
EPA 8082	ug/kg	5

Client ID		Sample Date
A-35		11/11/2020 10:55
Lab ID	**Matrix**	**Quantity of Containers**
BBK0215-15	Solid	1
Analysis	**Units**	**TAT**
EPA 8082	ug/kg	5

Client ID		Sample Date
A-36		11/11/2020 12:30
Lab ID	**Matrix**	**Quantity of Containers**
BBK0215-16	Solid	1
Analysis	**Units**	**TAT**
EPA 8082	ug/kg	5

The contents of this report apply to the sample(s) analyzed in accordance with the chain of custody document.
No duplication of this report is allowed, except in its entirety without written approval of the laboratory.

NV5	AETL Job Number:	BBK0215	Site:	30237 Morning View Drive	
3777 Long Beach Boulevard, Annex Building	Project Number:	SMSD-20-9850		Malibu, CA 90265	
Long Beach, CA 90807	Attention:	Jonathan Barkman			
	Project Name:	Juan Cabrillo Elementary School	Reported:	11/25/2020 11:54	

Samples Received

(Continued)

AETL received the following samples on 11/13/2020 with the following specifications

Project Name: 30237 Morning View Drive
Site: Malibu, CA 90265

Client ID		Sample Date
A-37		11/11/2020 12:35
Lab ID	**Matrix**	**Quantity of Containers**
BBK0215-17	Solid	1
Analysis	**Units**	**TAT**
EPA 8082	ug/kg	5

Client ID		Sample Date
A-38		11/11/2020 12:45
Lab ID	**Matrix**	**Quantity of Containers**
BBK0215-18	Solid	1
Analysis	**Units**	**TAT**
EPA 8082	ug/kg	5

Client ID		Sample Date
A-39		11/11/2020 13:00
Lab ID	**Matrix**	**Quantity of Containers**
BBK0215-19	Solid	1
Analysis	**Units**	**TAT**
EPA 8082	ug/kg	5

Client ID		Sample Date
A-40		11/11/2020 13:10
Lab ID	**Matrix**	**Quantity of Containers**
BBK0215-20	Solid	1
Analysis	**Units**	**TAT**
EPA 8082	ug/kg	5

The contents of this report apply to the sample(s) analyzed in accordance with the chain of custody document.
No duplication of this report is allowed, except in its entirety without written approval of the laboratory.

NV5	AETL Job Number:	BBK0215	Site:	30237 Morning View Drive	
3777 Long Beach Boulevard, Annex Building	Project Number:	SMSD-20-9850		Malibu, CA 90265	
Long Beach, CA 90807	Attention:	Jonathan Barkman			
	Project Name:	Juan Cabrillo Elementary School	Reported:	11/25/2020 11:54	

Samples Received

(Continued)

AETL received the following samples on 11/13/2020 with the following specifications

Project Name: 30237 Morning View Drive
Site: Malibu, CA 90265

Client ID		Sample Date
A-41		11/11/2020 13:15
Lab ID	**Matrix**	**Quantity of Containers**
BBK0215-21	Solid	1
Analysis	**Units**	**TAT**
EPA 8082	ug/kg	5

Client ID		Sample Date
A-42		11/11/2020 13:25
Lab ID	**Matrix**	**Quantity of Containers**
BBK0215-22	Solid	1
Analysis	**Units**	**TAT**
EPA 8082	ug/kg	5

Client ID		Sample Date
A-44		11/11/2020 13:35
Lab ID	**Matrix**	**Quantity of Containers**
BBK0215-23	Solid	1
Analysis	**Units**	**TAT**
EPA 8082	ug/kg	5

Client ID		Sample Date
A-45		11/11/2020 13:40
Lab ID	**Matrix**	**Quantity of Containers**
BBK0215-24	Solid	1
Analysis	**Units**	**TAT**
EPA 8082	ug/kg	5

The contents of this report apply to the sample(s) analyzed in accordance with the chain of custody document.
No duplication of this report is allowed, except in its entirety without written approval of the laboratory.

AMERICAN ENVIRONMENTAL TESTING LABORATORY
2834 North Naomi Street Burbank, CA 91504 • ELAP# 1541 & 2402 • LACSD# 10181
TEL (888) 288-AETL • (818) 845-8200 • www.aetlab.com
A KYZER LABS COMPANY

NV5	AETL Job Number:	BBK0215	Site:	30237 Morning View Drive	
3777 Long Beach Boulevard, Annex Building	Project Number:	SMSD-20-9850		Malibu, CA 90265	
Long Beach, CA 90807	Attention:	Jonathan Barkman			
	Project Name:	Juan Cabrillo Elementary School	Reported:	11/25/2020 11:54	

Samples Received

(Continued)

AETL received the following samples on 11/13/2020 with the following specifications

Project Name: 30237 Morning View Drive
Site: Malibu, CA 90265

Client ID		Sample Date
A-46		11/11/2020 13:45
Lab ID	**Matrix**	**Quantity of Containers**
BBK0215-25	Solid	1
Analysis	**Units**	**TAT**
EPA 8082	ug/kg	5

Client ID		Sample Date
A-47		11/11/2020 13:50
Lab ID	**Matrix**	**Quantity of Containers**
BBK0215-26	Solid	1
Analysis	**Units**	**TAT**
EPA 8082	ug/kg	5

Client ID		Sample Date
A-48		11/11/2020 14:00
Lab ID	**Matrix**	**Quantity of Containers**
BBK0215-27	Solid	1
Analysis	**Units**	**TAT**
EPA 8082	ug/kg	5

Client ID		Sample Date
MPR-01		11/12/2020 9:00
Lab ID	**Matrix**	**Quantity of Containers**
BBK0215-28	Solid	1
Analysis	**Units**	**TAT**
EPA 8082	ug/kg	5

The contents of this report apply to the sample(s) analyzed in accordance with the chain of custody document.
No duplication of this report is allowed, except in its entirety without written approval of the laboratory.

NV5	AETL Job Number:	BBK0215	Site:	30237 Morning View Drive	
3777 Long Beach Boulevard, Annex Building	Project Number:	SMSD-20-9850		Malibu, CA 90265	
Long Beach, CA 90807	Attention:	Jonathan Barkman			
	Project Name:	Juan Cabrillo Elementary School	Reported:	11/25/2020 11:54	

Samples Received

(Continued)

AETL received the following samples on 11/13/2020 with the following specifications

Project Name: 30237 Morning View Drive
Site: Malibu, CA 90265

Client ID		Sample Date
MPR-02		11/12/2020 9:05
Lab ID	**Matrix**	**Quantity of Containers**
BBK0215-29	Solid	1
Analysis	**Units**	**TAT**
EPA 8082	ug/kg	5

Client ID		Sample Date
MPR-03		11/12/2020 9:10
Lab ID	**Matrix**	**Quantity of Containers**
BBK0215-30	Solid	1
Analysis	**Units**	**TAT**
EPA 8082	ug/kg	5

Client ID		Sample Date
MPR-04		11/12/2020 9:15
Lab ID	**Matrix**	**Quantity of Containers**
BBK0215-31	Solid	1
Analysis	**Units**	**TAT**
EPA 8082	ug/kg	5

Client ID		Sample Date
MPR-05		11/12/2020 9:20
Lab ID	**Matrix**	**Quantity of Containers**
BBK0215-32	Solid	1
Analysis	**Units**	**TAT**
EPA 8082	ug/kg	5

The contents of this report apply to the sample(s) analyzed in accordance with the chain of custody document.
No duplication of this report is allowed, except in its entirety without written approval of the laboratory.

NV5	AETL Job Number:	BBK0215	Site:	30237 Morning View Drive	
3777 Long Beach Boulevard, Annex Building	Project Number:	SMSD-20-9850		Malibu, CA 90265	
Long Beach, CA 90807	Attention:	Jonathan Barkman			
	Project Name:	Juan Cabrillo Elementary School	Reported:	11/25/2020 11:54	

Samples Received

(Continued)

AETL received the following samples on 11/13/2020 with the following specifications

Project Name: 30237 Morning View Drive
Site: Malibu, CA 90265

Client ID		Sample Date
MPR-06		11/12/2020 9:25
Lab ID	**Matrix**	**Quantity of Containers**
BBK0215-33	Solid	1
Analysis	**Units**	**TAT**
EPA 8082	ug/kg	5

Client ID		Sample Date
MPR-07		11/12/2020 9:30
Lab ID	**Matrix**	**Quantity of Containers**
BBK0215-34	Solid	1
Analysis	**Units**	**TAT**
EPA 8082	ug/kg	5

Client ID		Sample Date
MPR-08		11/12/2020 9:40
Lab ID	**Matrix**	**Quantity of Containers**
BBK0215-35	Solid	1
Analysis	**Units**	**TAT**
EPA 8082	ug/kg	5

Client ID		Sample Date
MPR-09		11/12/2020 9:50
Lab ID	**Matrix**	**Quantity of Containers**
BBK0215-36	Solid	1
Analysis	**Units**	**TAT**
EPA 8082	ug/kg	5

The contents of this report apply to the sample(s) analyzed in accordance with the chain of custody document.
No duplication of this report is allowed, except in its entirety without written approval of the laboratory.

NV5	AETL Job Number:	BBK0215	Site:	30237 Morning View Drive	
3777 Long Beach Boulevard, Annex Building	Project Number:	SMSD-20-9850		Malibu, CA 90265	
Long Beach, CA 90807	Attention:	Jonathan Barkman			
	Project Name:	Juan Cabrillo Elementary School	Reported:	11/25/2020 11:54	

Samples Received

(Continued)

AETL received the following samples on 11/13/2020 with the following specifications

Project Name: 30237 Morning View Drive
Site: Malibu, CA 90265

Client ID		Sample Date
MPR-10		11/12/2020 10:00
Lab ID	**Matrix**	**Quantity of Containers**
BBK0215-37	Solid	1
Analysis	**Units**	**TAT**
EPA 8082	ug/kg	5

Client ID		Sample Date
MPR-11		11/12/2020 10:10
Lab ID	**Matrix**	**Quantity of Containers**
BBK0215-38	Solid	1
Analysis	**Units**	**TAT**
EPA 8082	ug/kg	5

Client ID		Sample Date
MPR-12		11/12/2020 10:20
Lab ID	**Matrix**	**Quantity of Containers**
BBK0215-39	Solid	1
Analysis	**Units**	**TAT**
EPA 8082	ug/kg	5

Client ID		Sample Date
MPR-13		11/12/2020 10:25
Lab ID	**Matrix**	**Quantity of Containers**
BBK0215-40	Solid	1
Analysis	**Units**	**TAT**
EPA 8082	ug/kg	5

The contents of this report apply to the sample(s) analyzed in accordance with the chain of custody document.
No duplication of this report is allowed, except in its entirety without written approval of the laboratory.

NV5	AETL Job Number:	BBK0215	Site:	30237 Morning View Drive	
3777 Long Beach Boulevard, Annex Building	Project Number:	SMSD-20-9850		Malibu, CA 90265	
Long Beach, CA 90807	Attention:	Jonathan Barkman			
	Project Name:	Juan Cabrillo Elementary School	Reported:	11/25/2020 11:54	

Samples Received

(Continued)

AETL received the following samples on 11/13/2020 with the following specifications

Project Name: 30237 Morning View Drive
Site: Malibu, CA 90265

Client ID		Sample Date
MPR-14		11/12/2020 10:30
Lab ID	**Matrix**	**Quantity of Containers**
BBK0215-41	Solid	1

Analysis	Units	TAT
EPA 8082	ug/kg	5

Client ID		Sample Date
MPR-15		11/12/2020 10:35
Lab ID	**Matrix**	**Quantity of Containers**
BBK0215-42	Solid	1

Analysis	Units	TAT
EPA 8082	ug/kg	5

Client ID		Sample Date
MPR-16		11/12/2020 10:40
Lab ID	**Matrix**	**Quantity of Containers**
BBK0215-43	Solid	1

Analysis	Units	TAT
EPA 8082	ug/kg	5

Client ID		Sample Date
MPR-17		11/12/2020 10:50
Lab ID	**Matrix**	**Quantity of Containers**
BBK0215-44	Solid	1

Analysis	Units	TAT
EPA 8082	ug/kg	5

The contents of this report apply to the sample(s) analyzed in accordance with the chain of custody document.
No duplication of this report is allowed, except in its entirety without written approval of the laboratory.

NV5	AETL Job Number:	BBK0215	Site:	30237 Morning View Drive	
3777 Long Beach Boulevard, Annex Building	Project Number:	SMSD-20-9850		Malibu, CA 90265	
Long Beach, CA 90807	Attention:	Jonathan Barkman			
	Project Name:	Juan Cabrillo Elementary School	Reported:	11/25/2020 11:54	

Samples Received

(Continued)

AETL received the following samples on 11/13/2020 with the following specifications

Project Name: 30237 Morning View Drive
Site: Malibu, CA 90265

Client ID		Sample Date
MPR-18		11/12/2020 11:00
Lab ID	**Matrix**	**Quantity of Containers**
BBK0215-45	Solid	1
Analysis	**Units**	**TAT**
EPA 8082	ug/kg	5

Client ID		Sample Date
MPR-19		11/12/2020 12:10
Lab ID	**Matrix**	**Quantity of Containers**
BBK0215-46	Solid	1
Analysis	**Units**	**TAT**
EPA 8082	ug/kg	5

Client ID		Sample Date
MPR-20		11/12/2020 12:15
Lab ID	**Matrix**	**Quantity of Containers**
BBK0215-47	Solid	1
Analysis	**Units**	**TAT**
EPA 8082	ug/kg	5

Client ID		Sample Date
MPR-21		11/12/2020 12:20
Lab ID	**Matrix**	**Quantity of Containers**
BBK0215-48	Solid	1
Analysis	**Units**	**TAT**
EPA 8082	ug/kg	5

The contents of this report apply to the sample(s) analyzed in accordance with the chain of custody document.
No duplication of this report is allowed, except in its entirety without written approval of the laboratory.

NV5	AETL Job Number:	BBK0215	Site:	30237 Morning View Drive	
3777 Long Beach Boulevard, Annex Building	Project Number:	SMSD-20-9850		Malibu, CA 90265	
Long Beach, CA 90807	Attention:	Jonathan Barkman			
	Project Name:	Juan Cabrillo Elementary School	Reported:	11/25/2020 11:54	

Samples Received

(Continued)

AETL received the following samples on 11/13/2020 with the following specifications

Project Name: 30237 Morning View Drive
Site: Malibu, CA 90265

Client ID		Sample Date
MPR-22		11/12/2020 12:30
Lab ID	**Matrix**	**Quantity of Containers**
BBK0215-49	Solid	1
Analysis	**Units**	**TAT**
EPA 8082	ug/kg	5

Client ID		Sample Date
MPR-23		11/12/2020 12:40
Lab ID	**Matrix**	**Quantity of Containers**
BBK0215-50	Solid	1
Analysis	**Units**	**TAT**
EPA 8082	ug/kg	5

Client ID		Sample Date
MPR-24		11/12/2020 12:45
Lab ID	**Matrix**	**Quantity of Containers**
BBK0215-51	Solid	1
Analysis	**Units**	**TAT**
EPA 8082	ug/kg	5

Client ID		Sample Date
MPR-25		11/12/2020 13:00
Lab ID	**Matrix**	**Quantity of Containers**
BBK0215-52	Solid	1
Analysis	**Units**	**TAT**
EPA 8082	ug/kg	5

The contents of this report apply to the sample(s) analyzed in accordance with the chain of custody document.
No duplication of this report is allowed, except in its entirety without written approval of the laboratory.

NV5	AETL Job Number:	BBK0215	Site:	30237 Morning View Drive	
3777 Long Beach Boulevard, Annex Building	Project Number:	SMSD-20-9850		Malibu, CA 90265	
Long Beach, CA 90807	Attention:	Jonathan Barkman			
	Project Name:	Juan Cabrillo Elementary School	Reported:	11/25/2020 11:54	

Samples Received

(Continued)

AETL received the following samples on 11/13/2020 with the following specifications

Project Name: 30237 Morning View Drive
Site: Malibu, CA 90265

Client ID		Sample Date
MPR-26		11/12/2020 13:10
Lab ID	**Matrix**	**Quantity of Containers**
BBK0215-53	Solid	1

Analysis	Units	TAT
EPA 8082	ug/kg	5

Client ID		Sample Date
MPR-27		11/12/2020 13:15
Lab ID	**Matrix**	**Quantity of Containers**
BBK0215-54	Solid	1

Analysis	Units	TAT
EPA 8082	ug/kg	5

Client ID		Sample Date
MPR-28		11/12/2020 13:20
Lab ID	**Matrix**	**Quantity of Containers**
BBK0215-55	Solid	1

Analysis	Units	TAT
EPA 8082	ug/kg	5

Client ID		Sample Date
MPR-29		11/12/2020 13:30
Lab ID	**Matrix**	**Quantity of Containers**
BBK0215-56	Solid	1

Analysis	Units	TAT
EPA 8082	ug/kg	5

The contents of this report apply to the sample(s) analyzed in accordance with the chain of custody document.
No duplication of this report is allowed, except in its entirety without written approval of the laboratory.

NV5	AETL Job Number:	BBK0215	Site:	30237 Morning View Drive	
3777 Long Beach Boulevard, Annex Building	Project Number:	SMSD-20-9850		Malibu, CA 90265	
Long Beach, CA 90807	Attention:	Jonathan Barkman			
	Project Name:	Juan Cabrillo Elementary School	Reported:	11/25/2020 11:54	

Samples Received

(Continued)

AETL received the following samples on 11/13/2020 with the following specifications

Project Name: 30237 Morning View Drive
Site: Malibu, CA 90265

Client ID		Sample Date
MPR-30		11/12/2020 13:35
Lab ID	**Matrix**	**Quantity of Containers**
BBK0215-57	Solid	1
Analysis	**Units**	**TAT**
EPA 8082	ug/kg	5

Client ID		Sample Date
MPR-31		11/12/2020 13:40
Lab ID	**Matrix**	**Quantity of Containers**
BBK0215-58	Solid	1
Analysis	**Units**	**TAT**
EPA 8082	ug/kg	5

Client ID		Sample Date
MPR-32		11/12/2020 13:50
Lab ID	**Matrix**	**Quantity of Containers**
BBK0215-59	Solid	1
Analysis	**Units**	**TAT**
EPA 8082	ug/kg	5

Client ID		Sample Date
MPR-33		11/12/2020 15:55
Lab ID	**Matrix**	**Quantity of Containers**
BBK0215-60	Solid	1
Analysis	**Units**	**TAT**
EPA 8082	ug/kg	5

The contents of this report apply to the sample(s) analyzed in accordance with the chain of custody document.
No duplication of this report is allowed, except in its entirety without written approval of the laboratory.

AMERICAN ENVIRONMENTAL TESTING LABORATORY
2834 North Naomi Street Burbank, CA 91504 • ELAP# 1541 & 2402 • LACSD# 10181
TEL (888) 288-AETL • (818) 845-8200 • www.aetlab.com
A KYZER LABS COMPANY

NV5	AETL Job Number:	BBK0215	Site:	30237 Morning View Drive
3777 Long Beach Boulevard, Annex Building	Project Number:	SMSD-20-9850		Malibu, CA 90265
Long Beach, CA 90807	Attention:	Jonathan Barkman		
	Project Name:	Juan Cabrillo Elementary School	Reported:	11/25/2020 11:54

Total Number of Samples received: **60**

The contents of this report apply to the sample(s) analyzed in accordance with the chain of custody document.
No duplication of this report is allowed, except in its entirety without written approval of the laboratory.

AMERICAN ENVIRONMENTAL TESTING LABORATORY
2834 North Naomi Street Burbank, CA 91504 • ELAP# 1541 & 2402 • LACSD# 10181
TEL (888) 288-AETL • (818) 845-8200 • www.aetlab.com
A KYZER LABS COMPANY

NV5	AETL Job Number:	BBK0215	Site:	30237 Morning View Drive Malibu, CA 90265
3777 Long Beach Boulevard, Annex Building	Project Number:	SMSD-20-9850		
Long Beach, CA 90807	Attention:	Jonathan Barkman		
	Project Name:	Juan Cabrillo Elementary School	Reported:	11/25/2020 11:54

Positive Hits Summary

Lab ID	Client ID				Received
Method	Analyte	Result	Qualifier	Unit	Analyzed

No positive results reported!

The contents of this report apply to the sample(s) analyzed in accordance with the chain of custody document.
No duplication of this report is allowed, except in its entirety without written approval of the laboratory.

AMERICAN ENVIRONMENTAL TESTING LABORATORY
2834 North Naomi Street Burbank, CA 91504 • ELAP# 1541 & 2402 • LACSD# 10181
TEL (888) 288-AETL • (818) 845-8200 • www.aetlab.com
A KYZER LABS COMPANY

NV5	AETL Job Number:	BBK0215	Site:	30237 Morning View Drive Malibu, CA 90265
3777 Long Beach Boulevard, Annex Building	Project Number:	SMSD-20-9850		
Long Beach, CA 90807	Attention:	Jonathan Barkman		
	Project Name:	Juan Cabrillo Elementary School	Reported:	11/25/2020 11:54

Analytical Results

Client ID: **A-21**
Lab ID: **BBK0215-01 (Solid)** **Sampled:** **11/11/20 9:20**

PCBs

Method: EPA 8082

Analyte	Result	Qualifier	Dilution	MDL	RL	Units	Prepared Date/Time	Analyzed Date/Time	Batch	Analyst Initials	Prep. Method
Aroclor-1016 (PCB-1016)	ND	D	10	500	1250	ug/kg	11/19/20 09:56	11/20/20 11:50	B0K0576	ATS	3540C
Aroclor-1221 (PCB-1221)	ND	D	10	500	1250	ug/kg	11/19/20 09:56	11/20/20 11:50	B0K0576	ATS	3540C
Aroclor-1232 (PCB-1232)	ND	D	10	500	1250	ug/kg	11/19/20 09:56	11/20/20 11:50	B0K0576	ATS	3540C
Aroclor-1242 (PCB-1242)	ND	D	10	500	1250	ug/kg	11/19/20 09:56	11/20/20 11:50	B0K0576	ATS	3540C
Aroclor-1248 (PCB-1248)	ND	D	10	500	1250	ug/kg	11/19/20 09:56	11/20/20 11:50	B0K0576	ATS	3540C
Aroclor-1254 (PCB-1254)	ND	D	10	500	1250	ug/kg	11/19/20 09:56	11/20/20 11:50	B0K0576	ATS	3540C
Aroclor-1260 (PCB-1260)	ND	D	10	500	1250	ug/kg	11/19/20 09:56	11/20/20 11:50	B0K0576	ATS	3540C
Aroclor-1262 (PCB-1262)	ND	D	10	500	1250	ug/kg	11/19/20 09:56	11/20/20 11:50	B0K0576	ATS	3540C
Aroclor-1268 (PCB-1268)	ND	D	10	500	1250	ug/kg	11/19/20 09:56	11/20/20 11:50	B0K0576	ATS	3540C
	Recovery				Acceptance Criteria						
Surrogate: Decachlorobiphenyl	*121% D*				*30-150*		11/19/20 09:56	*11/20/20 11:50*	B0K0576	*ATS*	3540C
Surrogate: Tetrachloro-m-xylene	*91.0% D*				*30-150*		11/19/20 09:56	*11/20/20 11:50*	B0K0576	*ATS*	3540C

The contents of this report apply to the sample(s) analyzed in accordance with the chain of custody document.
No duplication of this report is allowed, except in its entirety without written approval of the laboratory.

AMERICAN ENVIRONMENTAL TESTING LABORATORY
2834 North Naomi Street Burbank, CA 91504 • ELAP# 1541 & 2402 • LACSD# 10181
TEL (888) 288-AETL • (818) 845-8200 • www.aetlab.com
A KYZER LABS COMPANY

NV5	AETL Job Number:	BBK0215	Site:	30237 Morning View Drive	
3777 Long Beach Boulevard, Annex Building	Project Number:	SMSD-20-9850		Malibu, CA 90265	
Long Beach, CA 90807	Attention:	Jonathan Barkman			
	Project Name:	Juan Cabrillo Elementary School	Reported:	11/25/2020 11:54	

Analytical Results

Client ID: A-22

Lab ID: BBK0215-02 (Solid) **Sampled: 11/11/20 9:30**

Analyte	Result	Qualifier	Dilution	MDL	RL	Units	Prepared Date/Time	Analyzed Date/Time	Batch	Analyst Initials	Prep. Method
PCBs											
Method: EPA 8082											
Aroclor-1016 (PCB-1016)	ND	D	10	500	1250	ug/kg	11/19/20 09:56	11/20/20 12:09	B0K0576	ATS	3540C
Aroclor-1221 (PCB-1221)	ND	D	10	500	1250	ug/kg	11/19/20 09:56	11/20/20 12:09	B0K0576	ATS	3540C
Aroclor-1232 (PCB-1232)	ND	D	10	500	1250	ug/kg	11/19/20 09:56	11/20/20 12:09	B0K0576	ATS	3540C
Aroclor-1242 (PCB-1242)	ND	D	10	500	1250	ug/kg	11/19/20 09:56	11/20/20 12:09	B0K0576	ATS	3540C
Aroclor-1248 (PCB-1248)	ND	D	10	500	1250	ug/kg	11/19/20 09:56	11/20/20 12:09	B0K0576	ATS	3540C
Aroclor-1254 (PCB-1254)	ND	D	10	500	1250	ug/kg	11/19/20 09:56	11/20/20 12:09	B0K0576	ATS	3540C
Aroclor-1260 (PCB-1260)	ND	D	10	500	1250	ug/kg	11/19/20 09:56	11/20/20 12:09	B0K0576	ATS	3540C
Aroclor-1262 (PCB-1262)	ND	D	10	500	1250	ug/kg	11/19/20 09:56	11/20/20 12:09	B0K0576	ATS	3540C
Aroclor-1268 (PCB-1268)	ND	D	10	500	1250	ug/kg	11/19/20 09:56	11/20/20 12:09	B0K0576	ATS	3540C
	Recovery				Acceptance Criteria						
Surrogate: Decachlorobiphenyl	*44.4% D*				*30-150*		11/19/20 09:56	*11/20/20 12:09*	B0K0576	*ATS*	3540C
Surrogate: Tetrachloro-m-xylene	*37.4% D*				*30-150*		11/19/20 09:56	*11/20/20 12:09*	B0K0576	*ATS*	3540C

The contents of this report apply to the sample(s) analyzed in accordance with the chain of custody document.
No duplication of this report is allowed, except in its entirety without written approval of the laboratory.

AMERICAN ENVIRONMENTAL TESTING LABORATORY
2834 North Naomi Street Burbank, CA 91504 • ELAP# 1541 & 2402 • LACSD# 10181
TEL (888) 288-AETL • (818) 845-8200 • www.aetlab.com
A KYZER LABS COMPANY

NV5	AETL Job Number:	BBK0215	Site:	30237 Morning View Drive	
3777 Long Beach Boulevard, Annex Building	Project Number:	SMSD-20-9850		Malibu, CA 90265	
Long Beach, CA 90807	Attention:	Jonathan Barkman			
	Project Name:	Juan Cabrillo Elementary School	Reported:	11/25/2020 11:54	

Analytical Results

Client ID: **A-23**
Lab ID: **BBK0215-03 (Solid)** **Sampled:** **11/11/20 9:35**

Analyte	Result	Qualifier	Dilution	MDL	RL	Units	Prepared Date/Time	Analyzed Date/Time	Batch	Analyst Initials	Prep. Method
PCBs											
Method: EPA 8082											
Aroclor-1016 (PCB-1016)	ND	D	10	1000	2500	ug/kg	11/19/20 09:56	11/20/20 12:29	B0K0576	ATS	3540C
Aroclor-1221 (PCB-1221)	ND	D	10	1000	2500	ug/kg	11/19/20 09:56	11/20/20 12:29	B0K0576	ATS	3540C
Aroclor-1232 (PCB-1232)	ND	D	10	1000	2500	ug/kg	11/19/20 09:56	11/20/20 12:29	B0K0576	ATS	3540C
Aroclor-1242 (PCB-1242)	ND	D	10	1000	2500	ug/kg	11/19/20 09:56	11/20/20 12:29	B0K0576	ATS	3540C
Aroclor-1248 (PCB-1248)	ND	D	10	1000	2500	ug/kg	11/19/20 09:56	11/20/20 12:29	B0K0576	ATS	3540C
Aroclor-1254 (PCB-1254)	ND	D	10	1000	2500	ug/kg	11/19/20 09:56	11/20/20 12:29	B0K0576	ATS	3540C
Aroclor-1260 (PCB-1260)	ND	D	10	1000	2500	ug/kg	11/19/20 09:56	11/20/20 12:29	B0K0576	ATS	3540C
Aroclor-1262 (PCB-1262)	ND	D	10	1000	2500	ug/kg	11/19/20 09:56	11/20/20 12:29	B0K0576	ATS	3540C
Aroclor-1268 (PCB-1268)	ND	D	10	1000	2500	ug/kg	11/19/20 09:56	11/20/20 12:29	B0K0576	ATS	3540C
	Recovery				Acceptance Criteria						
Surrogate: Decachlorobiphenyl	*62.7% D*				*30-150*		11/19/20 09:56	*11/20/20 12:29*	B0K0576	*ATS*	3540C
Surrogate: Tetrachloro-m-xylene	*100% D*				*30-150*		11/19/20 09:56	*11/20/20 12:29*	B0K0576	*ATS*	3540C

The contents of this report apply to the sample(s) analyzed in accordance with the chain of custody document.
No duplication of this report is allowed, except in its entirety without written approval of the laboratory.

NV5	AETL Job Number:	BBK0215	Site:	30237 Morning View Drive Malibu, CA 90265	
3777 Long Beach Boulevard, Annex Building	Project Number:	SMSD-20-9850			
Long Beach, CA 90807	Attention:	Jonathan Barkman			
	Project Name:	Juan Cabrillo Elementary School	Reported:	11/25/2020 11:54	

Analytical Results

Client ID: **A-24**
Lab ID: **BBK0215-04 (Solid)** **Sampled:** **11/11/20 9:40**

PCBs

Method: EPA 8082

Analyte	Result	Qualifier	Dilution	MDL	RL	Units	Prepared Date/Time	Analyzed Date/Time	Batch	Analyst Initials	Prep. Method
Aroclor-1016 (PCB-1016)	ND	D	10	2000	5000	ug/kg	11/19/20 09:56	11/20/20 12:48	B0K0576	ATS	3540C
Aroclor-1221 (PCB-1221)	ND	D	10	2000	5000	ug/kg	11/19/20 09:56	11/20/20 12:48	B0K0576	ATS	3540C
Aroclor-1232 (PCB-1232)	ND	D	10	2000	5000	ug/kg	11/19/20 09:56	11/20/20 12:48	B0K0576	ATS	3540C
Aroclor-1242 (PCB-1242)	ND	D	10	2000	5000	ug/kg	11/19/20 09:56	11/20/20 12:48	B0K0576	ATS	3540C
Aroclor-1248 (PCB-1248)	ND	D	10	2000	5000	ug/kg	11/19/20 09:56	11/20/20 12:48	B0K0576	ATS	3540C
Aroclor-1254 (PCB-1254)	ND	D	10	2000	5000	ug/kg	11/19/20 09:56	11/20/20 12:48	B0K0576	ATS	3540C
Aroclor-1260 (PCB-1260)	ND	D	10	2000	5000	ug/kg	11/19/20 09:56	11/20/20 12:48	B0K0576	ATS	3540C
Aroclor-1262 (PCB-1262)	ND	D	10	2000	5000	ug/kg	11/19/20 09:56	11/20/20 12:48	B0K0576	ATS	3540C
Aroclor-1268 (PCB-1268)	ND	D	10	2000	5000	ug/kg	11/19/20 09:56	11/20/20 12:48	B0K0576	ATS	3540C
	Recovery				Acceptance Criteria						
Surrogate: Decachlorobiphenyl	*79.7% D*				*30-150*		11/19/20 09:56	*11/20/20 12:48*	B0K0576	*ATS*	3540C
Surrogate: Tetrachloro-m-xylene	*131% D*				*30-150*		11/19/20 09:56	*11/20/20 12:48*	B0K0576	*ATS*	3540C

The contents of this report apply to the sample(s) analyzed in accordance with the chain of custody document.
No duplication of this report is allowed, except in its entirety without written approval of the laboratory.

AMERICAN ENVIRONMENTAL TESTING LABORATORY
2834 North Naomi Street Burbank, CA 91504 • ELAP# 1541 & 2402 • LACSD# 10181
TEL (888) 288-AETL • (818) 845-8200 • www.aetlab.com
A KYZER LABS COMPANY

NV5	AETL Job Number:	BBK0215	Site:	30237 Morning View Drive Malibu, CA 90265
3777 Long Beach Boulevard, Annex Building	Project Number:	SMSD-20-9850		
Long Beach, CA 90807	Attention:	Jonathan Barkman		
	Project Name:	Juan Cabrillo Elementary School	Reported:	11/25/2020 11:54

Analytical Results

Client ID: A-25

Lab ID: BBK0215-05 (Solid) **Sampled: 11/11/20 9:45**

PCBs

Method: EPA 8082

Analyte	Result	Qualifier	Dilution	MDL	RL	Units	Prepared Date/Time	Analyzed Date/Time	Batch	Analyst Initials	Prep. Method
Aroclor-1016 (PCB-1016)	ND	D	4	2000	5000	ug/kg	11/19/20 09:56	11/20/20 13:46	B0K0576	ATS	3540C
Aroclor-1221 (PCB-1221)	ND	D	4	2000	5000	ug/kg	11/19/20 09:56	11/20/20 13:46	B0K0576	ATS	3540C
Aroclor-1232 (PCB-1232)	ND	D	4	2000	5000	ug/kg	11/19/20 09:56	11/20/20 13:46	B0K0576	ATS	3540C
Aroclor-1242 (PCB-1242)	ND	D	4	2000	5000	ug/kg	11/19/20 09:56	11/20/20 13:46	B0K0576	ATS	3540C
Aroclor-1248 (PCB-1248)	ND	D	4	2000	5000	ug/kg	11/19/20 09:56	11/20/20 13:46	B0K0576	ATS	3540C
Aroclor-1254 (PCB-1254)	ND	D	4	2000	5000	ug/kg	11/19/20 09:56	11/20/20 13:46	B0K0576	ATS	3540C
Aroclor-1260 (PCB-1260)	ND	D	4	2000	5000	ug/kg	11/19/20 09:56	11/20/20 13:46	B0K0576	ATS	3540C
Aroclor-1262 (PCB-1262)	ND	D	4	2000	5000	ug/kg	11/19/20 09:56	11/20/20 13:46	B0K0576	ATS	3540C
Aroclor-1268 (PCB-1268)	ND	D	4	2000	5000	ug/kg	11/19/20 09:56	11/20/20 13:46	B0K0576	ATS	3540C
	Recovery				Acceptance Criteria						
Surrogate: Decachlorobiphenyl	*69.9% D*				*30-150*		11/19/20 09:56	*11/20/20 13:46*	B0K0576	*ATS*	3540C
Surrogate: Tetrachloro-m-xylene	*76.8% D*				*30-150*		11/19/20 09:56	*11/20/20 13:46*	B0K0576	*ATS*	3540C

The contents of this report apply to the sample(s) analyzed in accordance with the chain of custody document.
No duplication of this report is allowed, except in its entirety without written approval of the laboratory.

AMERICAN ENVIRONMENTAL TESTING LABORATORY
2834 North Naomi Street Burbank, CA 91504 • ELAP# 1541 & 2402 • LACSD# 10181
TEL (888) 288-AETL • (818) 845-8200 • www.aetlab.com
A KYZER LABS COMPANY

NV5	AETL Job Number:	BBK0215	Site:	30237 Morning View Drive Malibu, CA 90265
3777 Long Beach Boulevard, Annex Building	Project Number:	SMSD-20-9850		
Long Beach, CA 90807	Attention:	Jonathan Barkman		
	Project Name:	Juan Cabrillo Elementary School	Reported:	11/25/2020 11:54

Analytical Results

Client ID: A-26

Lab ID: BBK0215-06 (Solid) **Sampled: 11/11/20 9:50**

Analyte	Result	Qualifier	Dilution	MDL	RL	Units	Prepared Date/Time	Analyzed Date/Time	Batch	Analyst Initials	Prep. Method
PCBs											
Method: EPA 8082											
Aroclor-1016 (PCB-1016)	ND	D	10	2000	5000	ug/kg	11/19/20 09:56	11/20/20 14:25	B0K0576	ATS	3540C
Aroclor-1221 (PCB-1221)	ND	D	10	2000	5000	ug/kg	11/19/20 09:56	11/20/20 14:25	B0K0576	ATS	3540C
Aroclor-1232 (PCB-1232)	ND	D	10	2000	5000	ug/kg	11/19/20 09:56	11/20/20 14:25	B0K0576	ATS	3540C
Aroclor-1242 (PCB-1242)	ND	D	10	2000	5000	ug/kg	11/19/20 09:56	11/20/20 14:25	B0K0576	ATS	3540C
Aroclor-1248 (PCB-1248)	ND	D	10	2000	5000	ug/kg	11/19/20 09:56	11/20/20 14:25	B0K0576	ATS	3540C
Aroclor-1254 (PCB-1254)	ND	D	10	2000	5000	ug/kg	11/19/20 09:56	11/20/20 14:25	B0K0576	ATS	3540C
Aroclor-1260 (PCB-1260)	ND	D	10	2000	5000	ug/kg	11/19/20 09:56	11/20/20 14:25	B0K0576	ATS	3540C
Aroclor-1262 (PCB-1262)	ND	D	10	2000	5000	ug/kg	11/19/20 09:56	11/20/20 14:25	B0K0576	ATS	3540C
Aroclor-1268 (PCB-1268)	ND	D	10	2000	5000	ug/kg	11/19/20 09:56	11/20/20 14:25	B0K0576	ATS	3540C
	Recovery				Acceptance Criteria						
Surrogate: Decachlorobiphenyl	*47.1% D*				*30-150*		11/19/20 09:56	*11/20/20 14:25*	B0K0576	*ATS*	3540C
Surrogate: Tetrachloro-m-xylene	*71.4% D*				*30-150*		11/19/20 09:56	*11/20/20 14:25*	B0K0576	*ATS*	3540C

The contents of this report apply to the sample(s) analyzed in accordance with the chain of custody document.
No duplication of this report is allowed, except in its entirety without written approval of the laboratory.

AMERICAN ENVIRONMENTAL TESTING LABORATORY
2834 North Naomi Street Burbank, CA 91504 • ELAP# 1541 & 2402 • LACSD# 10181
TEL (888) 288-AETL • (818) 845-8200 • www.aetlab.com
A KYZER LABS COMPANY

NV5	AETL Job Number:	BBK0215	Site:	30237 Morning View Drive	
3777 Long Beach Boulevard, Annex Building	Project Number:	SMSD-20-9850		Malibu, CA 90265	
Long Beach, CA 90807	Attention:	Jonathan Barkman			
	Project Name:	Juan Cabrillo Elementary School	Reported:	11/25/2020 11:54	

Analytical Results

Client ID: A-27

Lab ID: BBK0215-07 (Solid) **Sampled: 11/11/20 9:55**

Analyte	Result	Qualifier	Dilution	MDL	RL	Units	Prepared Date/Time	Analyzed Date/Time	Batch	Analyst Initials	Prep. Method
PCBs											
Method: EPA 8082											
Aroclor-1016 (PCB-1016)	ND	D	10	2000	5000	ug/kg	11/19/20 09:56	11/20/20 14:45	B0K0576	ATS	3540C
Aroclor-1221 (PCB-1221)	ND	D	10	2000	5000	ug/kg	11/19/20 09:56	11/20/20 14:45	B0K0576	ATS	3540C
Aroclor-1232 (PCB-1232)	ND	D	10	2000	5000	ug/kg	11/19/20 09:56	11/20/20 14:45	B0K0576	ATS	3540C
Aroclor-1242 (PCB-1242)	ND	D	10	2000	5000	ug/kg	11/19/20 09:56	11/20/20 14:45	B0K0576	ATS	3540C
Aroclor-1248 (PCB-1248)	ND	D	10	2000	5000	ug/kg	11/19/20 09:56	11/20/20 14:45	B0K0576	ATS	3540C
Aroclor-1254 (PCB-1254)	ND	D	10	2000	5000	ug/kg	11/19/20 09:56	11/20/20 14:45	B0K0576	ATS	3540C
Aroclor-1260 (PCB-1260)	ND	D	10	2000	5000	ug/kg	11/19/20 09:56	11/20/20 14:45	B0K0576	ATS	3540C
Aroclor-1262 (PCB-1262)	ND	D	10	2000	5000	ug/kg	11/19/20 09:56	11/20/20 14:45	B0K0576	ATS	3540C
Aroclor-1268 (PCB-1268)	ND	D	10	2000	5000	ug/kg	11/19/20 09:56	11/20/20 14:45	B0K0576	ATS	3540C
	Recovery				Acceptance Criteria						
Surrogate: Decachlorobiphenyl	*71.7% D*				*30-150*		11/19/20 09:56	*11/20/20 14:45*	B0K0576	*ATS*	3540C
Surrogate: Tetrachloro-m-xylene	*119% D*				*30-150*		11/19/20 09:56	*11/20/20 14:45*	B0K0576	*ATS*	3540C

The contents of this report apply to the sample(s) analyzed in accordance with the chain of custody document.
No duplication of this report is allowed, except in its entirety without written approval of the laboratory.

AMERICAN ENVIRONMENTAL TESTING LABORATORY
2834 North Naomi Street Burbank, CA 91504 • ELAP# 1541 & 2402 • LACSD# 10181
TEL (888) 288-AETL • (818) 845-8200 • www.aetlab.com
A KYZER LABS COMPANY

NV5	AETL Job Number:	BBK0215	Site:	30237 Morning View Drive Malibu, CA 90265
3777 Long Beach Boulevard, Annex Building	Project Number:	SMSD-20-9850		
Long Beach, CA 90807	Attention:	Jonathan Barkman		
	Project Name:	Juan Cabrillo Elementary School	Reported:	11/25/2020 11:54

Analytical Results

Client ID: A-28

Lab ID: BBK0215-08 (Solid) **Sampled: 11/11/20 10:00**

Analyte	Result	Qualifier	Dilution	MDL	RL	Units	Prepared Date/Time	Analyzed Date/Time	Batch	Analyst Initials	Prep. Method
PCBs											
Method: EPA 8082											
Aroclor-1016 (PCB-1016)	ND	D	10	2000	5000	ug/kg	11/19/20 09:56	11/20/20 15:04	B0K0576	ATS	3540C
Aroclor-1221 (PCB-1221)	ND	D	10	2000	5000	ug/kg	11/19/20 09:56	11/20/20 15:04	B0K0576	ATS	3540C
Aroclor-1232 (PCB-1232)	ND	D	10	2000	5000	ug/kg	11/19/20 09:56	11/20/20 15:04	B0K0576	ATS	3540C
Aroclor-1242 (PCB-1242)	ND	D	10	2000	5000	ug/kg	11/19/20 09:56	11/20/20 15:04	B0K0576	ATS	3540C
Aroclor-1248 (PCB-1248)	ND	D	10	2000	5000	ug/kg	11/19/20 09:56	11/20/20 15:04	B0K0576	ATS	3540C
Aroclor-1254 (PCB-1254)	ND	D	10	2000	5000	ug/kg	11/19/20 09:56	11/20/20 15:04	B0K0576	ATS	3540C
Aroclor-1260 (PCB-1260)	ND	D	10	2000	5000	ug/kg	11/19/20 09:56	11/20/20 15:04	B0K0576	ATS	3540C
Aroclor-1262 (PCB-1262)	ND	D	10	2000	5000	ug/kg	11/19/20 09:56	11/20/20 15:04	B0K0576	ATS	3540C
Aroclor-1268 (PCB-1268)	ND	D	10	2000	5000	ug/kg	11/19/20 09:56	11/20/20 15:04	B0K0576	ATS	3540C
	Recovery				Acceptance Criteria						
Surrogate: Decachlorobiphenyl	*195% D, S6*				*30-150*		11/19/20 09:56	*11/20/20 15:04*	B0K0576	*ATS*	3540C
Surrogate: Tetrachloro-m-xylene	*174% D, S6*				*30-150*		11/19/20 09:56	*11/20/20 15:04*	B0K0576	*ATS*	3540C

The contents of this report apply to the sample(s) analyzed in accordance with the chain of custody document.
No duplication of this report is allowed, except in its entirety without written approval of the laboratory.

AMERICAN ENVIRONMENTAL TESTING LABORATORY
2834 North Naomi Street Burbank, CA 91504 • ELAP# 1541 & 2402 • LACSD# 10181
TEL (888) 288-AETL • (818) 845-8200 • www.aetlab.com
A KYZER LABS COMPANY

NV5	AETL Job Number:	BBK0215	Site:	30237 Morning View Drive Malibu, CA 90265
3777 Long Beach Boulevard, Annex Building	Project Number:	SMSD-20-9850		
Long Beach, CA 90807	Attention:	Jonathan Barkman		
	Project Name:	Juan Cabrillo Elementary School	Reported:	11/25/2020 11:54

Analytical Results

Client ID: **A-29**
Lab ID: **BBK0215-09 (Solid)** **Sampled:** **11/11/20 10:10**

PCBs

Method: EPA 8082

Analyte	Result	Qualifier	Dilution	MDL	RL	Units	Prepared Date/Time	Analyzed Date/Time	Batch	Analyst Initials	Prep. Method
Aroclor-1016 (PCB-1016)	ND	D	10	1000	2500	ug/kg	11/19/20 09:56	11/20/20 15:23	B0K0576	ATS	3540C
Aroclor-1221 (PCB-1221)	ND	D	10	1000	2500	ug/kg	11/19/20 09:56	11/20/20 15:23	B0K0576	ATS	3540C
Aroclor-1232 (PCB-1232)	ND	D	10	1000	2500	ug/kg	11/19/20 09:56	11/20/20 15:23	B0K0576	ATS	3540C
Aroclor-1242 (PCB-1242)	ND	D	10	1000	2500	ug/kg	11/19/20 09:56	11/20/20 15:23	B0K0576	ATS	3540C
Aroclor-1248 (PCB-1248)	ND	D	10	1000	2500	ug/kg	11/19/20 09:56	11/20/20 15:23	B0K0576	ATS	3540C
Aroclor-1254 (PCB-1254)	ND	D	10	1000	2500	ug/kg	11/19/20 09:56	11/20/20 15:23	B0K0576	ATS	3540C
Aroclor-1260 (PCB-1260)	ND	D	10	1000	2500	ug/kg	11/19/20 09:56	11/20/20 15:23	B0K0576	ATS	3540C
Aroclor-1262 (PCB-1262)	ND	D	10	1000	2500	ug/kg	11/19/20 09:56	11/20/20 15:23	B0K0576	ATS	3540C
Aroclor-1268 (PCB-1268)	ND	D	10	1000	2500	ug/kg	11/19/20 09:56	11/20/20 15:23	B0K0576	ATS	3540C
	Recovery				Acceptance Criteria						
Surrogate: Decachlorobiphenyl	*74.8%*	*D*			*30-150*		11/19/20 09:56	*11/20/20 15:23*	B0K0576	*ATS*	3540C
Surrogate: Tetrachloro-m-xylene	*125%*	*D*			*30-150*		11/19/20 09:56	*11/20/20 15:23*	B0K0576	*ATS*	3540C

The contents of this report apply to the sample(s) analyzed in accordance with the chain of custody document.
No duplication of this report is allowed, except in its entirety without written approval of the laboratory.

AMERICAN ENVIRONMENTAL TESTING LABORATORY
2834 North Naomi Street Burbank, CA 91504 • ELAP# 1541 & 2402 • LACSD# 10181
TEL (888) 288-AETL • (818) 845-8200 • www.aetlab.com
A KYZER LABS COMPANY

NV5	AETL Job Number:	BBK0215	Site:	30237 Morning View Drive Malibu, CA 90265
3777 Long Beach Boulevard, Annex Building	Project Number:	SMSD-20-9850		
Long Beach, CA 90807	Attention:	Jonathan Barkman		
	Project Name:	Juan Cabrillo Elementary School	Reported:	11/25/2020 11:54

Analytical Results

Client ID: **A-30**
Lab ID: **BBK0215-10 (Solid)** **Sampled:** **11/11/20 10:20**

PCBs

Method: EPA 8082

Analyte	Result	Qualifier	Dilution	MDL	RL	Units	Prepared Date/Time	Analyzed Date/Time	Batch	Analyst Initials	Prep. Method
Aroclor-1016 (PCB-1016)	ND	D	5	1000	2500	ug/kg	11/19/20 09:56	11/20/20 15:43	B0K0576	ATS	3540C
Aroclor-1221 (PCB-1221)	ND	D	5	1000	2500	ug/kg	11/19/20 09:56	11/20/20 15:43	B0K0576	ATS	3540C
Aroclor-1232 (PCB-1232)	ND	D	5	1000	2500	ug/kg	11/19/20 09:56	11/20/20 15:43	B0K0576	ATS	3540C
Aroclor-1242 (PCB-1242)	ND	D	5	1000	2500	ug/kg	11/19/20 09:56	11/20/20 15:43	B0K0576	ATS	3540C
Aroclor-1248 (PCB-1248)	ND	D	5	1000	2500	ug/kg	11/19/20 09:56	11/20/20 15:43	B0K0576	ATS	3540C
Aroclor-1254 (PCB-1254)	ND	D	5	1000	2500	ug/kg	11/19/20 09:56	11/20/20 15:43	B0K0576	ATS	3540C
Aroclor-1260 (PCB-1260)	ND	D	5	1000	2500	ug/kg	11/19/20 09:56	11/20/20 15:43	B0K0576	ATS	3540C
Aroclor-1262 (PCB-1262)	ND	D	5	1000	2500	ug/kg	11/19/20 09:56	11/20/20 15:43	B0K0576	ATS	3540C
Aroclor-1268 (PCB-1268)	ND	D	5	1000	2500	ug/kg	11/19/20 09:56	11/20/20 15:43	B0K0576	ATS	3540C
	Recovery				Acceptance Criteria						
Surrogate: Decachlorobiphenyl	*79.0%*	*D*			*30-150*		11/19/20 09:56	*11/20/20 15:43*	B0K0576	*ATS*	3540C
Surrogate: Tetrachloro-m-xylene	*124%*	*D*			*30-150*		11/19/20 09:56	*11/20/20 15:43*	B0K0576	*ATS*	3540C

The contents of this report apply to the sample(s) analyzed in accordance with the chain of custody document.
No duplication of this report is allowed, except in its entirety without written approval of the laboratory.

AMERICAN ENVIRONMENTAL TESTING LABORATORY
2834 North Naomi Street Burbank, CA 91504 • ELAP# 1541 & 2402 • LACSD# 10181
TEL (888) 288-AETL • (818) 845-8200 • www.aetlab.com
A KYZER LABS COMPANY

NV5	AETL Job Number:	BBK0215	Site:	30237 Morning View Drive Malibu, CA 90265
3777 Long Beach Boulevard, Annex Building	Project Number:	SMSD-20-9850		
Long Beach, CA 90807	Attention:	Jonathan Barkman		
	Project Name:	Juan Cabrillo Elementary School	Reported:	11/25/2020 11:54

Analytical Results

Client ID: **A-31**
Lab ID: **BBK0215-11 (Solid)** **Sampled:** **11/11/20 10:30**

Analyte	Result	Qualifier	Dilution	MDL	RL	Units	Prepared Date/Time	Analyzed Date/Time	Batch	Analyst Initials	Prep. Method
PCBs											
Method: EPA 8082											
Aroclor-1016 (PCB-1016)	ND	D	5	500	1250	ug/kg	11/19/20 09:56	11/20/20 16:02	B0K0576	ATS	3540C
Aroclor-1221 (PCB-1221)	ND	D	5	500	1250	ug/kg	11/19/20 09:56	11/20/20 16:02	B0K0576	ATS	3540C
Aroclor-1232 (PCB-1232)	ND	D	5	500	1250	ug/kg	11/19/20 09:56	11/20/20 16:02	B0K0576	ATS	3540C
Aroclor-1242 (PCB-1242)	ND	D	5	500	1250	ug/kg	11/19/20 09:56	11/20/20 16:02	B0K0576	ATS	3540C
Aroclor-1248 (PCB-1248)	ND	D	5	500	1250	ug/kg	11/19/20 09:56	11/20/20 16:02	B0K0576	ATS	3540C
Aroclor-1254 (PCB-1254)	ND	D	5	500	1250	ug/kg	11/19/20 09:56	11/20/20 16:02	B0K0576	ATS	3540C
Aroclor-1260 (PCB-1260)	ND	D	5	500	1250	ug/kg	11/19/20 09:56	11/20/20 16:02	B0K0576	ATS	3540C
Aroclor-1262 (PCB-1262)	ND	D	5	500	1250	ug/kg	11/19/20 09:56	11/20/20 16:02	B0K0576	ATS	3540C
Aroclor-1268 (PCB-1268)	ND	D	5	500	1250	ug/kg	11/19/20 09:56	11/20/20 16:02	B0K0576	ATS	3540C
	Recovery				Acceptance Criteria						
Surrogate: Decachlorobiphenyl	*90.7% D*				*30-150*		11/19/20 09:56	*11/20/20 16:02*	B0K0576	*ATS*	3540C
Surrogate: Tetrachloro-m-xylene	*116% D*				*30-150*		11/19/20 09:56	*11/20/20 16:02*	B0K0576	*ATS*	3540C

The contents of this report apply to the sample(s) analyzed in accordance with the chain of custody document.
No duplication of this report is allowed, except in its entirety without written approval of the laboratory.

AMERICAN ENVIRONMENTAL TESTING LABORATORY
2834 North Naomi Street Burbank, CA 91504 • ELAP# 1541 & 2402 • LACSD# 10181
TEL (888) 288-AETL • (818) 845-8200 • www.aetlab.com
A KYZER LABS COMPANY

NV5	AETL Job Number:	BBK0215	Site:	30237 Morning View Drive Malibu, CA 90265
3777 Long Beach Boulevard, Annex Building	Project Number:	SMSD-20-9850		
Long Beach, CA 90807	Attention:	Jonathan Barkman		
	Project Name:	Juan Cabrillo Elementary School	Reported:	11/25/2020 11:54

Analytical Results

Client ID: **A-32**
Lab ID: **BBK0215-12 (Solid)** **Sampled:** **11/11/20 10:35**

PCBs

Method: EPA 8082

Analyte	Result	Qualifier	Dilution	MDL	RL	Units	Prepared Date/Time	Analyzed Date/Time	Batch	Analyst Initials	Prep. Method
Aroclor-1016 (PCB-1016)	ND	D	5	500	1250	ug/kg	11/19/20 09:56	11/20/20 16:22	B0K0576	ATS	3540C
Aroclor-1221 (PCB-1221)	ND	D	5	500	1250	ug/kg	11/19/20 09:56	11/20/20 16:22	B0K0576	ATS	3540C
Aroclor-1232 (PCB-1232)	ND	D	5	500	1250	ug/kg	11/19/20 09:56	11/20/20 16:22	B0K0576	ATS	3540C
Aroclor-1242 (PCB-1242)	ND	D	5	500	1250	ug/kg	11/19/20 09:56	11/20/20 16:22	B0K0576	ATS	3540C
Aroclor-1248 (PCB-1248)	ND	D	5	500	1250	ug/kg	11/19/20 09:56	11/20/20 16:22	B0K0576	ATS	3540C
Aroclor-1254 (PCB-1254)	ND	D	5	500	1250	ug/kg	11/19/20 09:56	11/20/20 16:22	B0K0576	ATS	3540C
Aroclor-1260 (PCB-1260)	ND	D	5	500	1250	ug/kg	11/19/20 09:56	11/20/20 16:22	B0K0576	ATS	3540C
Aroclor-1262 (PCB-1262)	ND	D	5	500	1250	ug/kg	11/19/20 09:56	11/20/20 16:22	B0K0576	ATS	3540C
Aroclor-1268 (PCB-1268)	ND	D	5	500	1250	ug/kg	11/19/20 09:56	11/20/20 16:22	B0K0576	ATS	3540C
	Recovery				Acceptance Criteria						
Surrogate: Decachlorobiphenyl	*79.3%*	*D*			*30-150*		11/19/20 09:56	*11/20/20 16:22*	B0K0576	*ATS*	3540C
Surrogate: Tetrachloro-m-xylene	*138%*	*D*			*30-150*		11/19/20 09:56	*11/20/20 16:22*	B0K0576	*ATS*	3540C

The contents of this report apply to the sample(s) analyzed in accordance with the chain of custody document.
No duplication of this report is allowed, except in its entirety without written approval of the laboratory.

AMERICAN ENVIRONMENTAL TESTING LABORATORY
2834 North Naomi Street Burbank, CA 91504 • ELAP# 1541 & 2402 • LACSD# 10181
TEL (888) 288-AETL • (818) 845-8200 • www.aetlab.com
A KYZER LABS COMPANY

NV5	AETL Job Number:	BBK0215	Site:	30237 Morning View Drive Malibu, CA 90265
3777 Long Beach Boulevard, Annex Building	Project Number:	SMSD-20-9850		
Long Beach, CA 90807	Attention:	Jonathan Barkman		
	Project Name:	Juan Cabrillo Elementary School	Reported:	11/25/2020 11:54

Analytical Results

Client ID: **A-33**
Lab ID: **BBK0215-13 (Solid)** **Sampled:** **11/11/20 10:45**

PCBs

Method: EPA 8082

Analyte	Result	Qualifier	Dilution	MDL	RL	Units	Prepared Date/Time	Analyzed Date/Time	Batch	Analyst Initials	Prep. Method
Aroclor-1016 (PCB-1016)	ND	D	10	1000	2500	ug/kg	11/19/20 09:56	11/20/20 16:41	B0K0576	ATS	3540C
Aroclor-1221 (PCB-1221)	ND	D	10	1000	2500	ug/kg	11/19/20 09:56	11/20/20 16:41	B0K0576	ATS	3540C
Aroclor-1232 (PCB-1232)	ND	D	10	1000	2500	ug/kg	11/19/20 09:56	11/20/20 16:41	B0K0576	ATS	3540C
Aroclor-1242 (PCB-1242)	ND	D	10	1000	2500	ug/kg	11/19/20 09:56	11/20/20 16:41	B0K0576	ATS	3540C
Aroclor-1248 (PCB-1248)	ND	D	10	1000	2500	ug/kg	11/19/20 09:56	11/20/20 16:41	B0K0576	ATS	3540C
Aroclor-1254 (PCB-1254)	ND	D	10	1000	2500	ug/kg	11/19/20 09:56	11/20/20 16:41	B0K0576	ATS	3540C
Aroclor-1260 (PCB-1260)	ND	D	10	1000	2500	ug/kg	11/19/20 09:56	11/20/20 16:41	B0K0576	ATS	3540C
Aroclor-1262 (PCB-1262)	ND	D	10	1000	2500	ug/kg	11/19/20 09:56	11/20/20 16:41	B0K0576	ATS	3540C
Aroclor-1268 (PCB-1268)	ND	D	10	1000	2500	ug/kg	11/19/20 09:56	11/20/20 16:41	B0K0576	ATS	3540C
	Recovery				Acceptance Criteria						
Surrogate: Decachlorobiphenyl	*306% D, S6*				*30-150*		11/19/20 09:56	*11/20/20 16:41*	B0K0576	*ATS*	3540C
Surrogate: Tetrachloro-m-xylene	*65.5% D*				*30-150*		11/19/20 09:56	*11/20/20 16:41*	B0K0576	*ATS*	3540C

The contents of this report apply to the sample(s) analyzed in accordance with the chain of custody document.
No duplication of this report is allowed, except in its entirety without written approval of the laboratory.

AMERICAN ENVIRONMENTAL TESTING LABORATORY
2834 North Naomi Street Burbank, CA 91504 • ELAP# 1541 & 2402 • LACSD# 10181
TEL (888) 288-AETL • (818) 845-8200 • www.aetlab.com
A KYZER LABS COMPANY

NV5	AETL Job Number:	BBK0215	Site:	30237 Morning View Drive Malibu, CA 90265
3777 Long Beach Boulevard, Annex Building	Project Number:	SMSD-20-9850		
Long Beach, CA 90807	Attention:	Jonathan Barkman		
	Project Name:	Juan Cabrillo Elementary School	Reported:	11/25/2020 11:54

Analytical Results

Client ID: **A-34**
Lab ID: **BBK0215-14 (Solid)** **Sampled:** **11/11/20 10:50**

PCBs

Method: EPA 8082

Analyte	Result	Qualifier	Dilution	MDL	RL	Units	Prepared Date/Time	Analyzed Date/Time	Batch	Analyst Initials	Prep. Method
Aroclor-1016 (PCB-1016)	ND	D	5	500	1250	ug/kg	11/19/20 09:56	11/20/20 17:01	B0K0576	ATS	3540C
Aroclor-1221 (PCB-1221)	ND	D	5	500	1250	ug/kg	11/19/20 09:56	11/20/20 17:01	B0K0576	ATS	3540C
Aroclor-1232 (PCB-1232)	ND	D	5	500	1250	ug/kg	11/19/20 09:56	11/20/20 17:01	B0K0576	ATS	3540C
Aroclor-1242 (PCB-1242)	ND	D	5	500	1250	ug/kg	11/19/20 09:56	11/20/20 17:01	B0K0576	ATS	3540C
Aroclor-1248 (PCB-1248)	ND	D	5	500	1250	ug/kg	11/19/20 09:56	11/20/20 17:01	B0K0576	ATS	3540C
Aroclor-1254 (PCB-1254)	ND	D	5	500	1250	ug/kg	11/19/20 09:56	11/20/20 17:01	B0K0576	ATS	3540C
Aroclor-1260 (PCB-1260)	ND	D	5	500	1250	ug/kg	11/19/20 09:56	11/20/20 17:01	B0K0576	ATS	3540C
Aroclor-1262 (PCB-1262)	ND	D	5	500	1250	ug/kg	11/19/20 09:56	11/20/20 17:01	B0K0576	ATS	3540C
Aroclor-1268 (PCB-1268)	ND	D	5	500	1250	ug/kg	11/19/20 09:56	11/20/20 17:01	B0K0576	ATS	3540C
	Recovery				Acceptance Criteria						
Surrogate: Decachlorobiphenyl	*57.7% D*				*30-150*		11/19/20 09:56	*11/20/20 17:01*	B0K0576	*ATS*	3540C
Surrogate: Tetrachloro-m-xylene	*37.2% D*				*30-150*		11/19/20 09:56	*11/20/20 17:01*	B0K0576	*ATS*	3540C

The contents of this report apply to the sample(s) analyzed in accordance with the chain of custody document.
No duplication of this report is allowed, except in its entirety without written approval of the laboratory.

NV5	AETL Job Number:	BBK0215	Site:	30237 Morning View Drive	
3777 Long Beach Boulevard, Annex Building	Project Number:	SMSD-20-9850		Malibu, CA 90265	
Long Beach, CA 90807	Attention:	Jonathan Barkman			
	Project Name:	Juan Cabrillo Elementary School	Reported:	11/25/2020 11:54	

Analytical Results

Client ID: **A-35**
Lab ID: **BBK0215-15 (Solid)** **Sampled:** **11/11/20 10:55**

PCBs

Method: EPA 8082

Analyte	Result	Qualifier	Dilution	MDL	RL	Units	Prepared Date/Time	Analyzed Date/Time	Batch	Analyst Initials	Prep. Method
Aroclor-1016 (PCB-1016)	ND	D	5	500	1250	ug/kg	11/19/20 09:56	11/20/20 17:20	B0K0576	ATS	3540C
Aroclor-1221 (PCB-1221)	ND	D	5	500	1250	ug/kg	11/19/20 09:56	11/20/20 17:20	B0K0576	ATS	3540C
Aroclor-1232 (PCB-1232)	ND	D	5	500	1250	ug/kg	11/19/20 09:56	11/20/20 17:20	B0K0576	ATS	3540C
Aroclor-1242 (PCB-1242)	ND	D	5	500	1250	ug/kg	11/19/20 09:56	11/20/20 17:20	B0K0576	ATS	3540C
Aroclor-1248 (PCB-1248)	ND	D	5	500	1250	ug/kg	11/19/20 09:56	11/20/20 17:20	B0K0576	ATS	3540C
Aroclor-1254 (PCB-1254)	ND	D	5	500	1250	ug/kg	11/19/20 09:56	11/20/20 17:20	B0K0576	ATS	3540C
Aroclor-1260 (PCB-1260)	ND	D	5	500	1250	ug/kg	11/19/20 09:56	11/20/20 17:20	B0K0576	ATS	3540C
Aroclor-1262 (PCB-1262)	ND	D	5	500	1250	ug/kg	11/19/20 09:56	11/20/20 17:20	B0K0576	ATS	3540C
Aroclor-1268 (PCB-1268)	ND	D	5	500	1250	ug/kg	11/19/20 09:56	11/20/20 17:20	B0K0576	ATS	3540C
	Recovery				Acceptance Criteria						
Surrogate: Decachlorobiphenyl	*68.2% D*				*30-150*		11/19/20 09:56	*11/20/20 17:20*	B0K0576	*ATS*	3540C
Surrogate: Tetrachloro-m-xylene	*36.7% D*				*30-150*		11/19/20 09:56	*11/20/20 17:20*	B0K0576	*ATS*	3540C

The contents of this report apply to the sample(s) analyzed in accordance with the chain of custody document.
No duplication of this report is allowed, except in its entirety without written approval of the laboratory.

AMERICAN ENVIRONMENTAL TESTING LABORATORY
2834 North Naomi Street Burbank, CA 91504 • ELAP# 1541 & 2402 • LACSD# 10181
TEL (888) 288-AETL • (818) 845-8200 • www.aetlab.com
A KYZER LABS COMPANY

NV5	AETL Job Number:	BBK0215	Site:	30237 Morning View Drive Malibu, CA 90265
3777 Long Beach Boulevard, Annex Building	Project Number:	SMSD-20-9850		
Long Beach, CA 90807	Attention:	Jonathan Barkman		
	Project Name:	Juan Cabrillo Elementary School	Reported:	11/25/2020 11:54

Analytical Results

Client ID: **A-36**
Lab ID: **BBK0215-16 (Solid)** **Sampled:** **11/11/20 12:30**

PCBs

Method: EPA 8082

Analyte	Result	Qualifier	Dilution	MDL	RL	Units	Prepared Date/Time	Analyzed Date/Time	Batch	Analyst Initials	Prep. Method
Aroclor-1016 (PCB-1016)	ND	D	5	1000	2500	ug/kg	11/19/20 09:56	11/20/20 17:39	B0K0576	ATS	3540C
Aroclor-1221 (PCB-1221)	ND	D	5	1000	2500	ug/kg	11/19/20 09:56	11/20/20 17:39	B0K0576	ATS	3540C
Aroclor-1232 (PCB-1232)	ND	D	5	1000	2500	ug/kg	11/19/20 09:56	11/20/20 17:39	B0K0576	ATS	3540C
Aroclor-1242 (PCB-1242)	ND	D	5	1000	2500	ug/kg	11/19/20 09:56	11/20/20 17:39	B0K0576	ATS	3540C
Aroclor-1248 (PCB-1248)	ND	D	5	1000	2500	ug/kg	11/19/20 09:56	11/20/20 17:39	B0K0576	ATS	3540C
Aroclor-1254 (PCB-1254)	ND	D	5	1000	2500	ug/kg	11/19/20 09:56	11/20/20 17:39	B0K0576	ATS	3540C
Aroclor-1260 (PCB-1260)	ND	D	5	1000	2500	ug/kg	11/19/20 09:56	11/20/20 17:39	B0K0576	ATS	3540C
Aroclor-1262 (PCB-1262)	ND	D	5	1000	2500	ug/kg	11/19/20 09:56	11/20/20 17:39	B0K0576	ATS	3540C
Aroclor-1268 (PCB-1268)	ND	D	5	1000	2500	ug/kg	11/19/20 09:56	11/20/20 17:39	B0K0576	ATS	3540C
	Recovery				Acceptance Criteria						
Surrogate: Decachlorobiphenyl	*47.3% D*				*30-150*		11/19/20 09:56	*11/20/20 17:39*	B0K0576	*ATS*	3540C
Surrogate: Tetrachloro-m-xylene	*30.7% D*				*30-150*		11/19/20 09:56	*11/20/20 17:39*	B0K0576	*ATS*	3540C

The contents of this report apply to the sample(s) analyzed in accordance with the chain of custody document.
No duplication of this report is allowed, except in its entirety without written approval of the laboratory.

NV5	AETL Job Number:	BBK0215	Site:	30237 Morning View Drive Malibu, CA 90265	
3777 Long Beach Boulevard, Annex Building	Project Number:	SMSD-20-9850			
Long Beach, CA 90807	Attention:	Jonathan Barkman			
	Project Name:	Juan Cabrillo Elementary School	Reported:	11/25/2020 11:54	

Analytical Results

Client ID: **A-37**
Lab ID: **BBK0215-17 (Solid)** **Sampled:** **11/11/20 12:35**

PCBs

Method: EPA 8082

Analyte	Result	Qualifier	Dilution	MDL	RL	Units	Prepared Date/Time	Analyzed Date/Time	Batch	Analyst Initials	Prep. Method
Aroclor-1016 (PCB-1016)	ND	D	5	500	1250	ug/kg	11/19/20 09:56	11/20/20 18:18	B0K0576	ATS	3540C
Aroclor-1221 (PCB-1221)	ND	D	5	500	1250	ug/kg	11/19/20 09:56	11/20/20 18:18	B0K0576	ATS	3540C
Aroclor-1232 (PCB-1232)	ND	D	5	500	1250	ug/kg	11/19/20 09:56	11/20/20 18:18	B0K0576	ATS	3540C
Aroclor-1242 (PCB-1242)	ND	D	5	500	1250	ug/kg	11/19/20 09:56	11/20/20 18:18	B0K0576	ATS	3540C
Aroclor-1248 (PCB-1248)	ND	D	5	500	1250	ug/kg	11/19/20 09:56	11/20/20 18:18	B0K0576	ATS	3540C
Aroclor-1254 (PCB-1254)	ND	D	5	500	1250	ug/kg	11/19/20 09:56	11/20/20 18:18	B0K0576	ATS	3540C
Aroclor-1260 (PCB-1260)	ND	D	5	500	1250	ug/kg	11/19/20 09:56	11/20/20 18:18	B0K0576	ATS	3540C
Aroclor-1262 (PCB-1262)	ND	D	5	500	1250	ug/kg	11/19/20 09:56	11/20/20 18:18	B0K0576	ATS	3540C
Aroclor-1268 (PCB-1268)	ND	D	5	500	1250	ug/kg	11/19/20 09:56	11/20/20 18:18	B0K0576	ATS	3540C
	Recovery				Acceptance Criteria						
Surrogate: Decachlorobiphenyl	*113% D*				*30-150*		11/19/20 09:56	*11/20/20 18:18*	B0K0576	*ATS*	3540C
Surrogate: Tetrachloro-m-xylene	*54.7% D*				*30-150*		11/19/20 09:56	*11/20/20 18:18*	B0K0576	*ATS*	3540C

The contents of this report apply to the sample(s) analyzed in accordance with the chain of custody document.
No duplication of this report is allowed, except in its entirety without written approval of the laboratory.

NV5	AETL Job Number:	BBK0215	Site:	30237 Morning View Drive	
3777 Long Beach Boulevard, Annex Building	Project Number:	SMSD-20-9850		Malibu, CA 90265	
Long Beach, CA 90807	Attention:	Jonathan Barkman			
	Project Name:	Juan Cabrillo Elementary School	Reported:	11/25/2020 11:54	

Analytical Results

Client ID: **A-38**
Lab ID: **BBK0215-18 (Solid)** **Sampled:** **11/11/20 12:45**

PCBs

Method: EPA 8082

Analyte	Result	Qualifier	Dilution	MDL	RL	Units	Prepared Date/Time	Analyzed Date/Time	Batch	Analyst Initials	Prep. Method
Aroclor-1016 (PCB-1016)	ND	D	5	500	1250	ug/kg	11/19/20 09:56	11/20/20 18:38	B0K0576	ATS	3540C
Aroclor-1221 (PCB-1221)	ND	D	5	500	1250	ug/kg	11/19/20 09:56	11/20/20 18:38	B0K0576	ATS	3540C
Aroclor-1232 (PCB-1232)	ND	D	5	500	1250	ug/kg	11/19/20 09:56	11/20/20 18:38	B0K0576	ATS	3540C
Aroclor-1242 (PCB-1242)	ND	D	5	500	1250	ug/kg	11/19/20 09:56	11/20/20 18:38	B0K0576	ATS	3540C
Aroclor-1248 (PCB-1248)	ND	D	5	500	1250	ug/kg	11/19/20 09:56	11/20/20 18:38	B0K0576	ATS	3540C
Aroclor-1254 (PCB-1254)	ND	D	5	500	1250	ug/kg	11/19/20 09:56	11/20/20 18:38	B0K0576	ATS	3540C
Aroclor-1260 (PCB-1260)	ND	D	5	500	1250	ug/kg	11/19/20 09:56	11/20/20 18:38	B0K0576	ATS	3540C
Aroclor-1262 (PCB-1262)	ND	D	5	500	1250	ug/kg	11/19/20 09:56	11/20/20 18:38	B0K0576	ATS	3540C
Aroclor-1268 (PCB-1268)	ND	D	5	500	1250	ug/kg	11/19/20 09:56	11/20/20 18:38	B0K0576	ATS	3540C
	Recovery				Acceptance Criteria						
Surrogate: Decachlorobiphenyl	*47.4% D*				*30-150*		11/19/20 09:56	*11/20/20 18:38*	B0K0576	*ATS*	3540C
Surrogate: Tetrachloro-m-xylene	*35.5% D*				*30-150*		11/19/20 09:56	*11/20/20 18:38*	B0K0576	*ATS*	3540C

The contents of this report apply to the sample(s) analyzed in accordance with the chain of custody document.
No duplication of this report is allowed, except in its entirety without written approval of the laboratory.

NV5	AETL Job Number:	BBK0215	Site:	30237 Morning View Drive Malibu, CA 90265
3777 Long Beach Boulevard, Annex Building	Project Number:	SMSD-20-9850		
Long Beach, CA 90807	Attention:	Jonathan Barkman		
	Project Name:	Juan Cabrillo Elementary School	Reported:	11/25/2020 11:54

Analytical Results

Client ID: A-39

Lab ID: BBK0215-19 (Solid) **Sampled: 11/11/20 13:00**

PCBs

Method: EPA 8082

Analyte	Result	Qualifier	Dilution	MDL	RL	Units	Prepared Date/Time	Analyzed Date/Time	Batch	Analyst Initials	Prep. Method
Aroclor-1016 (PCB-1016)	ND	D	10	1000	2500	ug/kg	11/19/20 09:56	11/20/20 18:57	B0K0576	ATS	3540C
Aroclor-1221 (PCB-1221)	ND	D	10	1000	2500	ug/kg	11/19/20 09:56	11/20/20 18:57	B0K0576	ATS	3540C
Aroclor-1232 (PCB-1232)	ND	D	10	1000	2500	ug/kg	11/19/20 09:56	11/20/20 18:57	B0K0576	ATS	3540C
Aroclor-1242 (PCB-1242)	ND	D	10	1000	2500	ug/kg	11/19/20 09:56	11/20/20 18:57	B0K0576	ATS	3540C
Aroclor-1248 (PCB-1248)	ND	D	10	1000	2500	ug/kg	11/19/20 09:56	11/20/20 18:57	B0K0576	ATS	3540C
Aroclor-1254 (PCB-1254)	ND	D	10	1000	2500	ug/kg	11/19/20 09:56	11/20/20 18:57	B0K0576	ATS	3540C
Aroclor-1260 (PCB-1260)	ND	D	10	1000	2500	ug/kg	11/19/20 09:56	11/20/20 18:57	B0K0576	ATS	3540C
Aroclor-1262 (PCB-1262)	ND	D	10	1000	2500	ug/kg	11/19/20 09:56	11/20/20 18:57	B0K0576	ATS	3540C
Aroclor-1268 (PCB-1268)	ND	D	10	1000	2500	ug/kg	11/19/20 09:56	11/20/20 18:57	B0K0576	ATS	3540C
	Recovery				Acceptance Criteria						
Surrogate: Decachlorobiphenyl	*2090% D, S6*				*30-150*		11/19/20 09:56	*11/20/20 18:57*	B0K0576	*ATS*	3540C
Surrogate: Tetrachloro-m-xylene	*101% D*				*30-150*		11/19/20 09:56	*11/20/20 18:57*	B0K0576	*ATS*	3540C

The contents of this report apply to the sample(s) analyzed in accordance with the chain of custody document.
No duplication of this report is allowed, except in its entirety without written approval of the laboratory.

NV5	AETL Job Number:	BBK0215	Site:	30237 Morning View Drive Malibu, CA 90265	
3777 Long Beach Boulevard, Annex Building	Project Number:	SMSD-20-9850			
Long Beach, CA 90807	Attention:	Jonathan Barkman			
	Project Name:	Juan Cabrillo Elementary School	Reported:	11/25/2020 11:54	

Analytical Results

Client ID: **A-40**
Lab ID: **BBK0215-20 (Solid)** **Sampled:** **11/11/20 13:10**

PCBs

Method: EPA 8082

Analyte	Result	Qualifier	Dilution	MDL	RL	Units	Prepared Date/Time	Analyzed Date/Time	Batch	Analyst Initials	Prep. Method
Aroclor-1016 (PCB-1016)	ND	D	20	2000	5000	ug/kg	11/19/20 09:56	11/20/20 19:17	B0K0576	ATS	3540C
Aroclor-1221 (PCB-1221)	ND	D	20	2000	5000	ug/kg	11/19/20 09:56	11/20/20 19:17	B0K0576	ATS	3540C
Aroclor-1232 (PCB-1232)	ND	D	20	2000	5000	ug/kg	11/19/20 09:56	11/20/20 19:17	B0K0576	ATS	3540C
Aroclor-1242 (PCB-1242)	ND	D	20	2000	5000	ug/kg	11/19/20 09:56	11/20/20 19:17	B0K0576	ATS	3540C
Aroclor-1248 (PCB-1248)	ND	D	20	2000	5000	ug/kg	11/19/20 09:56	11/20/20 19:17	B0K0576	ATS	3540C
Aroclor-1254 (PCB-1254)	ND	D	20	2000	5000	ug/kg	11/19/20 09:56	11/20/20 19:17	B0K0576	ATS	3540C
Aroclor-1260 (PCB-1260)	ND	D	20	2000	5000	ug/kg	11/19/20 09:56	11/20/20 19:17	B0K0576	ATS	3540C
Aroclor-1262 (PCB-1262)	ND	D	20	2000	5000	ug/kg	11/19/20 09:56	11/20/20 19:17	B0K0576	ATS	3540C
Aroclor-1268 (PCB-1268)	ND	D	20	2000	5000	ug/kg	11/19/20 09:56	11/20/20 19:17	B0K0576	ATS	3540C
	Recovery				Acceptance Criteria						
Surrogate: Decachlorobiphenyl	*83.5%*	*D*			*30-150*		11/19/20 09:56	*11/20/20 19:17*	B0K0576	*ATS*	3540C
Surrogate: Tetrachloro-m-xylene	*102%*	*D*			*30-150*		11/19/20 09:56	*11/20/20 19:17*	B0K0576	*ATS*	3540C

The contents of this report apply to the sample(s) analyzed in accordance with the chain of custody document.
No duplication of this report is allowed, except in its entirety without written approval of the laboratory.

AMERICAN ENVIRONMENTAL TESTING LABORATORY
2834 North Naomi Street Burbank, CA 91504 • ELAP# 1541 & 2402 • LACSD# 10181
TEL (888) 288-AETL • (818) 845-8200 • www.aetlab.com
A KYZER LABS COMPANY

NV5	AETL Job Number:	BBK0215	Site:	30237 Morning View Drive Malibu, CA 90265	
3777 Long Beach Boulevard, Annex Building	Project Number:	SMSD-20-9850			
Long Beach, CA 90807	Attention:	Jonathan Barkman			
	Project Name:	Juan Cabrillo Elementary School	Reported:	11/25/2020 11:54	

Analytical Results

Client ID: **A-41**
Lab ID: **BBK0215-21 (Solid)** **Sampled:** **11/11/20 13:15**

PCBs

Method: EPA 8082

Analyte	Result	Qualifier	Dilution	MDL	RL	Units	Prepared Date/Time	Analyzed Date/Time	Batch	Analyst Initials	Prep. Method
Aroclor-1016 (PCB-1016)	ND	D	10	1000	2500	ug/kg	11/19/20 16:00	11/20/20 21:13	B0K0578	ATS	3540C
Aroclor-1221 (PCB-1221)	ND	D	10	1000	2500	ug/kg	11/19/20 16:00	11/20/20 21:13	B0K0578	ATS	3540C
Aroclor-1232 (PCB-1232)	ND	D	10	1000	2500	ug/kg	11/19/20 16:00	11/20/20 21:13	B0K0578	ATS	3540C
Aroclor-1242 (PCB-1242)	ND	D	10	1000	2500	ug/kg	11/19/20 16:00	11/20/20 21:13	B0K0578	ATS	3540C
Aroclor-1248 (PCB-1248)	ND	D	10	1000	2500	ug/kg	11/19/20 16:00	11/20/20 21:13	B0K0578	ATS	3540C
Aroclor-1254 (PCB-1254)	ND	D	10	1000	2500	ug/kg	11/19/20 16:00	11/20/20 21:13	B0K0578	ATS	3540C
Aroclor-1260 (PCB-1260)	ND	D	10	1000	2500	ug/kg	11/19/20 16:00	11/20/20 21:13	B0K0578	ATS	3540C
Aroclor-1262 (PCB-1262)	ND	D	10	1000	2500	ug/kg	11/19/20 16:00	11/20/20 21:13	B0K0578	ATS	3540C
Aroclor-1268 (PCB-1268)	ND	D	10	1000	2500	ug/kg	11/19/20 16:00	11/20/20 21:13	B0K0578	ATS	3540C
	Recovery				Acceptance Criteria						
Surrogate: Decachlorobiphenyl	*64.4% D*				*30-150*		11/19/20 16:00	*11/20/20 21:13*	B0K0578	*ATS*	3540C
Surrogate: Tetrachloro-m-xylene	*46.3% D*				*30-150*		11/19/20 16:00	*11/20/20 21:13*	B0K0578	*ATS*	3540C

The contents of this report apply to the sample(s) analyzed in accordance with the chain of custody document.
No duplication of this report is allowed, except in its entirety without written approval of the laboratory.

AMERICAN ENVIRONMENTAL TESTING LABORATORY
2834 North Naomi Street Burbank, CA 91504 • ELAP# 1541 & 2402 • LACSD# 10181
TEL (888) 288-AETL • (818) 845-8200 • www.aetlab.com
A KYZER LABS COMPANY

NV5	AETL Job Number:	BBK0215	Site:	30237 Morning View Drive Malibu, CA 90265
3777 Long Beach Boulevard, Annex Building	Project Number:	SMSD-20-9850		
Long Beach, CA 90807	Attention:	Jonathan Barkman		
	Project Name:	Juan Cabrillo Elementary School	Reported:	11/25/2020 11:54

Analytical Results

Client ID: A-42

Lab ID: BBK0215-22 (Solid) **Sampled: 11/11/20 13:25**

Analyte	Result	Qualifier	Dilution	MDL	RL	Units	Prepared Date/Time	Analyzed Date/Time	Batch	Analyst Initials	Prep. Method
PCBs											
Method: EPA 8082											
Aroclor-1016 (PCB-1016)	ND	D	20	2000	5000	ug/kg	11/19/20 16:00	11/20/20 21:33	B0K0578	ATS	3540C
Aroclor-1221 (PCB-1221)	ND	D	20	2000	5000	ug/kg	11/19/20 16:00	11/20/20 21:33	B0K0578	ATS	3540C
Aroclor-1232 (PCB-1232)	ND	D	20	2000	5000	ug/kg	11/19/20 16:00	11/20/20 21:33	B0K0578	ATS	3540C
Aroclor-1242 (PCB-1242)	ND	D	20	2000	5000	ug/kg	11/19/20 16:00	11/20/20 21:33	B0K0578	ATS	3540C
Aroclor-1248 (PCB-1248)	ND	D	20	2000	5000	ug/kg	11/19/20 16:00	11/20/20 21:33	B0K0578	ATS	3540C
Aroclor-1254 (PCB-1254)	ND	D	20	2000	5000	ug/kg	11/19/20 16:00	11/20/20 21:33	B0K0578	ATS	3540C
Aroclor-1260 (PCB-1260)	ND	D	20	2000	5000	ug/kg	11/19/20 16:00	11/20/20 21:33	B0K0578	ATS	3540C
Aroclor-1262 (PCB-1262)	ND	D	20	2000	5000	ug/kg	11/19/20 16:00	11/20/20 21:33	B0K0578	ATS	3540C
Aroclor-1268 (PCB-1268)	ND	D	20	2000	5000	ug/kg	11/19/20 16:00	11/20/20 21:33	B0K0578	ATS	3540C
	Recovery				Acceptance Criteria						
Surrogate: Decachlorobiphenyl	*63.0% D*				*30-150*		11/19/20 16:00	*11/20/20 21:33*	B0K0578	*ATS*	3540C
Surrogate: Tetrachloro-m-xylene	*68.4% D*				*30-150*		11/19/20 16:00	*11/20/20 21:33*	B0K0578	*ATS*	3540C

The contents of this report apply to the sample(s) analyzed in accordance with the chain of custody document.
No duplication of this report is allowed, except in its entirety without written approval of the laboratory.

AMERICAN ENVIRONMENTAL TESTING LABORATORY
2834 North Naomi Street Burbank, CA 91504 • ELAP# 1541 & 2402 • LACSD# 10181
TEL (888) 288-AETL • (818) 845-8200 • www.aetlab.com
A KYZER LABS COMPANY

NV5	AETL Job Number:	BBK0215	Site:	30237 Morning View Drive Malibu, CA 90265
3777 Long Beach Boulevard, Annex Building	Project Number:	SMSD-20-9850		
Long Beach, CA 90807	Attention:	Jonathan Barkman		
	Project Name:	Juan Cabrillo Elementary School	Reported:	11/25/2020 11:54

Analytical Results

Client ID: **A-44**
Lab ID: **BBK0215-23 (Solid)** **Sampled:** **11/11/20 13:35**

PCBs

Method: EPA 8082

Analyte	Result	Qualifier	Dilution	MDL	RL	Units	Prepared Date/Time	Analyzed Date/Time	Batch	Analyst Initials	Prep. Method
Aroclor-1016 (PCB-1016)	ND	D	5	1000	2500	ug/kg	11/19/20 16:00	11/20/20 22:12	B0K0578	ATS	3540C
Aroclor-1221 (PCB-1221)	ND	D	5	1000	2500	ug/kg	11/19/20 16:00	11/20/20 22:12	B0K0578	ATS	3540C
Aroclor-1232 (PCB-1232)	ND	D	5	1000	2500	ug/kg	11/19/20 16:00	11/20/20 22:12	B0K0578	ATS	3540C
Aroclor-1242 (PCB-1242)	ND	D	5	1000	2500	ug/kg	11/19/20 16:00	11/20/20 22:12	B0K0578	ATS	3540C
Aroclor-1248 (PCB-1248)	ND	D	5	1000	2500	ug/kg	11/19/20 16:00	11/20/20 22:12	B0K0578	ATS	3540C
Aroclor-1254 (PCB-1254)	ND	D	5	1000	2500	ug/kg	11/19/20 16:00	11/20/20 22:12	B0K0578	ATS	3540C
Aroclor-1260 (PCB-1260)	ND	D	5	1000	2500	ug/kg	11/19/20 16:00	11/20/20 22:12	B0K0578	ATS	3540C
Aroclor-1262 (PCB-1262)	ND	D	5	1000	2500	ug/kg	11/19/20 16:00	11/20/20 22:12	B0K0578	ATS	3540C
Aroclor-1268 (PCB-1268)	ND	D	5	1000	2500	ug/kg	11/19/20 16:00	11/20/20 22:12	B0K0578	ATS	3540C
	Recovery				Acceptance Criteria						
Surrogate: Decachlorobiphenyl	*1290% D, S6*				*30-150*		11/19/20 16:00	*11/20/20 22:12*	B0K0578	*ATS*	3540C
Surrogate: Tetrachloro-m-xylene	*85.3% D*				*30-150*		11/19/20 16:00	*11/20/20 22:12*	B0K0578	*ATS*	3540C

The contents of this report apply to the sample(s) analyzed in accordance with the chain of custody document.
No duplication of this report is allowed, except in its entirety without written approval of the laboratory.

AMERICAN ENVIRONMENTAL TESTING LABORATORY
2834 North Naomi Street Burbank, CA 91504 • ELAP# 1541 & 2402 • LACSD# 10181
TEL (888) 288-AETL • (818) 845-8200 • www.aetlab.com
A KYZER LABS COMPANY

NV5	AETL Job Number:	BBK0215	Site:	30237 Morning View Drive	
3777 Long Beach Boulevard, Annex Building	Project Number:	SMSD-20-9850		Malibu, CA 90265	
Long Beach, CA 90807	Attention:	Jonathan Barkman			
	Project Name:	Juan Cabrillo Elementary School	Reported:	11/25/2020 11:54	

Analytical Results

Client ID: **A-45**
Lab ID: **BBK0215-24 (Solid)** **Sampled:** **11/11/20 13:40**

PCBs

Method: EPA 8082

Analyte	Result	Qualifier	Dilution	MDL	RL	Units	Prepared Date/Time	Analyzed Date/Time	Batch	Analyst Initials	Prep. Method
Aroclor-1016 (PCB-1016)	ND	D	5	500	1250	ug/kg	11/19/20 16:00	11/20/20 22:31	B0K0578	ATS	3540C
Aroclor-1221 (PCB-1221)	ND	D	5	500	1250	ug/kg	11/19/20 16:00	11/20/20 22:31	B0K0578	ATS	3540C
Aroclor-1232 (PCB-1232)	ND	D	5	500	1250	ug/kg	11/19/20 16:00	11/20/20 22:31	B0K0578	ATS	3540C
Aroclor-1242 (PCB-1242)	ND	D	5	500	1250	ug/kg	11/19/20 16:00	11/20/20 22:31	B0K0578	ATS	3540C
Aroclor-1248 (PCB-1248)	ND	D	5	500	1250	ug/kg	11/19/20 16:00	11/20/20 22:31	B0K0578	ATS	3540C
Aroclor-1254 (PCB-1254)	ND	D	5	500	1250	ug/kg	11/19/20 16:00	11/20/20 22:31	B0K0578	ATS	3540C
Aroclor-1260 (PCB-1260)	ND	D	5	500	1250	ug/kg	11/19/20 16:00	11/20/20 22:31	B0K0578	ATS	3540C
Aroclor-1262 (PCB-1262)	ND	D	5	500	1250	ug/kg	11/19/20 16:00	11/20/20 22:31	B0K0578	ATS	3540C
Aroclor-1268 (PCB-1268)	ND	D	5	500	1250	ug/kg	11/19/20 16:00	11/20/20 22:31	B0K0578	ATS	3540C
	Recovery				Acceptance Criteria						
Surrogate: Decachlorobiphenyl	*44.7% D*				*30-150*		11/19/20 16:00	*11/20/20 22:31*	B0K0578	*ATS*	3540C
Surrogate: Tetrachloro-m-xylene	*28.1% D, S6*				*30-150*		11/19/20 16:00	*11/20/20 22:31*	B0K0578	*ATS*	3540C

The contents of this report apply to the sample(s) analyzed in accordance with the chain of custody document.
No duplication of this report is allowed, except in its entirety without written approval of the laboratory.

NV5	AETL Job Number:	BBK0215	Site:	30237 Morning View Drive	
3777 Long Beach Boulevard, Annex Building	Project Number:	SMSD-20-9850		Malibu, CA 90265	
Long Beach, CA 90807	Attention:	Jonathan Barkman			
	Project Name:	Juan Cabrillo Elementary School	Reported:	11/25/2020 11:54	

Analytical Results

Client ID: **A-46**
Lab ID: **BBK0215-25 (Solid)** **Sampled:** **11/11/20 13:45**

PCBs

Method: EPA 8082

Analyte	Result	Qualifier	Dilution	MDL	RL	Units	Prepared Date/Time	Analyzed Date/Time	Batch	Analyst Initials	Prep. Method
Aroclor-1016 (PCB-1016)	ND	D	10	1000	2500	ug/kg	11/19/20 16:00	11/20/20 22:51	B0K0578	ATS	3540C
Aroclor-1221 (PCB-1221)	ND	D	10	1000	2500	ug/kg	11/19/20 16:00	11/20/20 22:51	B0K0578	ATS	3540C
Aroclor-1232 (PCB-1232)	ND	D	10	1000	2500	ug/kg	11/19/20 16:00	11/20/20 22:51	B0K0578	ATS	3540C
Aroclor-1242 (PCB-1242)	ND	D	10	1000	2500	ug/kg	11/19/20 16:00	11/20/20 22:51	B0K0578	ATS	3540C
Aroclor-1248 (PCB-1248)	ND	D	10	1000	2500	ug/kg	11/19/20 16:00	11/20/20 22:51	B0K0578	ATS	3540C
Aroclor-1254 (PCB-1254)	ND	D	10	1000	2500	ug/kg	11/19/20 16:00	11/20/20 22:51	B0K0578	ATS	3540C
Aroclor-1260 (PCB-1260)	ND	D	10	1000	2500	ug/kg	11/19/20 16:00	11/20/20 22:51	B0K0578	ATS	3540C
Aroclor-1262 (PCB-1262)	ND	D	10	1000	2500	ug/kg	11/19/20 16:00	11/20/20 22:51	B0K0578	ATS	3540C
Aroclor-1268 (PCB-1268)	ND	D	10	1000	2500	ug/kg	11/19/20 16:00	11/20/20 22:51	B0K0578	ATS	3540C
	Recovery				Acceptance Criteria						
Surrogate: Decachlorobiphenyl	*413% D, S6*				*30-150*		11/19/20 16:00	*11/20/20 22:51*	B0K0578	*ATS*	3540C
Surrogate: Tetrachloro-m-xylene	*162% D, S6*				*30-150*		11/19/20 16:00	*11/20/20 22:51*	B0K0578	*ATS*	3540C

The contents of this report apply to the sample(s) analyzed in accordance with the chain of custody document.
No duplication of this report is allowed, except in its entirety without written approval of the laboratory.

AMERICAN ENVIRONMENTAL TESTING LABORATORY
2834 North Naomi Street Burbank, CA 91504 • ELAP# 1541 & 2402 • LACSD# 10181
TEL (888) 288-AETL • (818) 845-8200 • www.aetlab.com
A KYZER LABS COMPANY

NV5	AETL Job Number:	BBK0215	Site:	30237 Morning View Drive Malibu, CA 90265
3777 Long Beach Boulevard, Annex Building	Project Number:	SMSD-20-9850		
Long Beach, CA 90807	Attention:	Jonathan Barkman		
	Project Name:	Juan Cabrillo Elementary School	Reported:	11/25/2020 11:54

Analytical Results

Client ID: **A-47**
Lab ID: **BBK0215-26 (Solid)** **Sampled:** **11/11/20 13:50**

PCBs

Method: EPA 8082

Analyte	Result	Qualifier	Dilution	MDL	RL	Units	Prepared Date/Time	Analyzed Date/Time	Batch	Analyst Initials	Prep. Method
Aroclor-1016 (PCB-1016)	ND	D	5	1000	2500	ug/kg	11/19/20 16:00	11/20/20 23:10	B0K0578	ATS	3540C
Aroclor-1221 (PCB-1221)	ND	D	5	1000	2500	ug/kg	11/19/20 16:00	11/20/20 23:10	B0K0578	ATS	3540C
Aroclor-1232 (PCB-1232)	ND	D	5	1000	2500	ug/kg	11/19/20 16:00	11/20/20 23:10	B0K0578	ATS	3540C
Aroclor-1242 (PCB-1242)	ND	D	5	1000	2500	ug/kg	11/19/20 16:00	11/20/20 23:10	B0K0578	ATS	3540C
Aroclor-1248 (PCB-1248)	ND	D	5	1000	2500	ug/kg	11/19/20 16:00	11/20/20 23:10	B0K0578	ATS	3540C
Aroclor-1254 (PCB-1254)	ND	D	5	1000	2500	ug/kg	11/19/20 16:00	11/20/20 23:10	B0K0578	ATS	3540C
Aroclor-1260 (PCB-1260)	ND	D	5	1000	2500	ug/kg	11/19/20 16:00	11/20/20 23:10	B0K0578	ATS	3540C
Aroclor-1262 (PCB-1262)	ND	D	5	1000	2500	ug/kg	11/19/20 16:00	11/20/20 23:10	B0K0578	ATS	3540C
Aroclor-1268 (PCB-1268)	ND	D	5	1000	2500	ug/kg	11/19/20 16:00	11/20/20 23:10	B0K0578	ATS	3540C
	Recovery				Acceptance Criteria						
Surrogate: Decachlorobiphenyl	*155% D, S6*				*30-150*		11/19/20 16:00	*11/20/20 23:10*	B0K0578	*ATS*	3540C
Surrogate: Tetrachloro-m-xylene	*85.2% D*				*30-150*		11/19/20 16:00	*11/20/20 23:10*	B0K0578	*ATS*	3540C

The contents of this report apply to the sample(s) analyzed in accordance with the chain of custody document.
No duplication of this report is allowed, except in its entirety without written approval of the laboratory.

AMERICAN ENVIRONMENTAL TESTING LABORATORY
2834 North Naomi Street Burbank, CA 91504 • ELAP# 1541 & 2402 • LACSD# 10181
TEL (888) 288-AETL • (818) 845-8200 • www.aetlab.com
A KYZER LABS COMPANY

NV5	AETL Job Number:	BBK0215	Site:	30237 Morning View Drive Malibu, CA 90265
3777 Long Beach Boulevard, Annex Building	Project Number:	SMSD-20-9850		
Long Beach, CA 90807	Attention:	Jonathan Barkman		
	Project Name:	Juan Cabrillo Elementary School	Reported:	11/25/2020 11:54

Analytical Results

Client ID: **A-48**
Lab ID: **BBK0215-27 (Solid)** **Sampled:** **11/11/20 14:00**

PCBs

Method: EPA 8082

Analyte	Result	Qualifier	Dilution	MDL	RL	Units	Prepared Date/Time	Analyzed Date/Time	Batch	Analyst Initials	Prep. Method
Aroclor-1016 (PCB-1016)	ND	D	10	1000	2500	ug/kg	11/19/20 16:00	11/20/20 23:29	B0K0578	ATS	3540C
Aroclor-1221 (PCB-1221)	ND	D	10	1000	2500	ug/kg	11/19/20 16:00	11/20/20 23:29	B0K0578	ATS	3540C
Aroclor-1232 (PCB-1232)	ND	D	10	1000	2500	ug/kg	11/19/20 16:00	11/20/20 23:29	B0K0578	ATS	3540C
Aroclor-1242 (PCB-1242)	ND	D	10	1000	2500	ug/kg	11/19/20 16:00	11/20/20 23:29	B0K0578	ATS	3540C
Aroclor-1248 (PCB-1248)	ND	D	10	1000	2500	ug/kg	11/19/20 16:00	11/20/20 23:29	B0K0578	ATS	3540C
Aroclor-1254 (PCB-1254)	ND	D	10	1000	2500	ug/kg	11/19/20 16:00	11/20/20 23:29	B0K0578	ATS	3540C
Aroclor-1260 (PCB-1260)	ND	D	10	1000	2500	ug/kg	11/19/20 16:00	11/20/20 23:29	B0K0578	ATS	3540C
Aroclor-1262 (PCB-1262)	ND	D	10	1000	2500	ug/kg	11/19/20 16:00	11/20/20 23:29	B0K0578	ATS	3540C
Aroclor-1268 (PCB-1268)	ND	D	10	1000	2500	ug/kg	11/19/20 16:00	11/20/20 23:29	B0K0578	ATS	3540C
	Recovery				Acceptance Criteria						
Surrogate: Decachlorobiphenyl	*573% D, S6*				*30-150*		11/19/20 16:00	*11/20/20 23:29*	B0K0578	*ATS*	3540C
Surrogate: Tetrachloro-m-xylene	*72.7% D*				*30-150*		11/19/20 16:00	*11/20/20 23:29*	B0K0578	*ATS*	3540C

The contents of this report apply to the sample(s) analyzed in accordance with the chain of custody document.
No duplication of this report is allowed, except in its entirety without written approval of the laboratory.

AMERICAN ENVIRONMENTAL TESTING LABORATORY
2834 North Naomi Street Burbank, CA 91504 • ELAP# 1541 & 2402 • LACSD# 10181
TEL (888) 288-AETL • (818) 845-8200 • www.aetlab.com
A KYZER LABS COMPANY

NV5	AETL Job Number:	BBK0215	Site:	30237 Morning View Drive Malibu, CA 90265
3777 Long Beach Boulevard, Annex Building	Project Number:	SMSD-20-9850		
Long Beach, CA 90807	Attention:	Jonathan Barkman		
	Project Name:	Juan Cabrillo Elementary School	Reported:	11/25/2020 11:54

Analytical Results

Client ID: **MPR-01**
Lab ID: **BBK0215-28 (Solid)** **Sampled:** **11/12/20 9:00**

Analyte	Result	Qualifier	Dilution	MDL	RL	Units	Prepared Date/Time	Analyzed Date/Time	Batch	Analyst Initials	Prep. Method
PCBs											
Method: EPA 8082											
Aroclor-1016 (PCB-1016)	ND	D	5	1000	2500	ug/kg	11/19/20 16:00	11/20/20 23:49	B0K0578	ATS	3540C
Aroclor-1221 (PCB-1221)	ND	D	5	1000	2500	ug/kg	11/19/20 16:00	11/20/20 23:49	B0K0578	ATS	3540C
Aroclor-1232 (PCB-1232)	ND	D	5	1000	2500	ug/kg	11/19/20 16:00	11/20/20 23:49	B0K0578	ATS	3540C
Aroclor-1242 (PCB-1242)	ND	D	5	1000	2500	ug/kg	11/19/20 16:00	11/20/20 23:49	B0K0578	ATS	3540C
Aroclor-1248 (PCB-1248)	ND	D	5	1000	2500	ug/kg	11/19/20 16:00	11/20/20 23:49	B0K0578	ATS	3540C
Aroclor-1254 (PCB-1254)	ND	D	5	1000	2500	ug/kg	11/19/20 16:00	11/20/20 23:49	B0K0578	ATS	3540C
Aroclor-1260 (PCB-1260)	ND	D	5	1000	2500	ug/kg	11/19/20 16:00	11/20/20 23:49	B0K0578	ATS	3540C
Aroclor-1262 (PCB-1262)	ND	D	5	1000	2500	ug/kg	11/19/20 16:00	11/20/20 23:49	B0K0578	ATS	3540C
Aroclor-1268 (PCB-1268)	ND	D	5	1000	2500	ug/kg	11/19/20 16:00	11/20/20 23:49	B0K0578	ATS	3540C
	Recovery				Acceptance Criteria						
Surrogate: Decachlorobiphenyl	*42.2% D*				*30-150*		11/19/20 16:00	*11/20/20 23:49*	B0K0578	*ATS*	3540C
Surrogate: Tetrachloro-m-xylene	*66.5% D*				*30-150*		11/19/20 16:00	*11/20/20 23:49*	B0K0578	*ATS*	3540C

The contents of this report apply to the sample(s) analyzed in accordance with the chain of custody document.
No duplication of this report is allowed, except in its entirety without written approval of the laboratory.

AMERICAN ENVIRONMENTAL TESTING LABORATORY
2834 North Naomi Street Burbank, CA 91504 • ELAP# 1541 & 2402 • LACSD# 10181
TEL (888) 288-AETL • (818) 845-8200 • www.aetlab.com
A KYZER LABS COMPANY

NV5	AETL Job Number:	BBK0215	Site:	30237 Morning View Drive Malibu, CA 90265
3777 Long Beach Boulevard, Annex Building	Project Number:	SMSD-20-9850		
Long Beach, CA 90807	Attention:	Jonathan Barkman		
	Project Name:	Juan Cabrillo Elementary School	Reported:	11/25/2020 11:54

Analytical Results

Client ID: **MPR-02**
Lab ID: **BBK0215-29 (Solid)** **Sampled:** **11/12/20 9:05**

Analyte	Result	Qualifier	Dilution	MDL	RL	Units	Prepared Date/Time	Analyzed Date/Time	Batch	Analyst Initials	Prep. Method
PCBs											
Method: EPA 8082											
Aroclor-1016 (PCB-1016)	ND	D	10	1000	2500	ug/kg	11/19/20 16:00	11/21/20 00:08	B0K0578	ATS	3540C
Aroclor-1221 (PCB-1221)	ND	D	10	1000	2500	ug/kg	11/19/20 16:00	11/21/20 00:08	B0K0578	ATS	3540C
Aroclor-1232 (PCB-1232)	ND	D	10	1000	2500	ug/kg	11/19/20 16:00	11/21/20 00:08	B0K0578	ATS	3540C
Aroclor-1242 (PCB-1242)	ND	D	10	1000	2500	ug/kg	11/19/20 16:00	11/21/20 00:08	B0K0578	ATS	3540C
Aroclor-1248 (PCB-1248)	ND	D	10	1000	2500	ug/kg	11/19/20 16:00	11/21/20 00:08	B0K0578	ATS	3540C
Aroclor-1254 (PCB-1254)	ND	D	10	1000	2500	ug/kg	11/19/20 16:00	11/21/20 00:08	B0K0578	ATS	3540C
Aroclor-1260 (PCB-1260)	ND	D	10	1000	2500	ug/kg	11/19/20 16:00	11/21/20 00:08	B0K0578	ATS	3540C
Aroclor-1262 (PCB-1262)	ND	D	10	1000	2500	ug/kg	11/19/20 16:00	11/21/20 00:08	B0K0578	ATS	3540C
Aroclor-1268 (PCB-1268)	ND	D	10	1000	2500	ug/kg	11/19/20 16:00	11/21/20 00:08	B0K0578	ATS	3540C
	Recovery				Acceptance Criteria						
Surrogate: Decachlorobiphenyl	*53.3% D*				*30-150*		11/19/20 16:00	*11/21/20 00:08*	B0K0578	*ATS*	3540C
Surrogate: Tetrachloro-m-xylene	*64.1% D*				*30-150*		11/19/20 16:00	*11/21/20 00:08*	B0K0578	*ATS*	3540C

The contents of this report apply to the sample(s) analyzed in accordance with the chain of custody document.
No duplication of this report is allowed, except in its entirety without written approval of the laboratory.

AMERICAN ENVIRONMENTAL TESTING LABORATORY
2834 North Naomi Street Burbank, CA 91504 • ELAP# 1541 & 2402 • LACSD# 10181
TEL (888) 288-AETL • (818) 845-8200 • www.aetlab.com
A KYZER LABS COMPANY

NV5	AETL Job Number:	BBK0215	Site:	30237 Morning View Drive Malibu, CA 90265
3777 Long Beach Boulevard, Annex Building	Project Number:	SMSD-20-9850		
Long Beach, CA 90807	Attention:	Jonathan Barkman		
	Project Name:	Juan Cabrillo Elementary School	Reported:	11/25/2020 11:54

Analytical Results

Client ID: **MPR-03**
Lab ID: **BBK0215-30 (Solid)** **Sampled:** **11/12/20 9:10**

Analyte	Result	Qualifier	Dilution	MDL	RL	Units	Prepared Date/Time	Analyzed Date/Time	Batch	Analyst Initials	Prep. Method
PCBs											
Method: EPA 8082											
Aroclor-1016 (PCB-1016)	ND	D	5	500	1250	ug/kg	11/19/20 16:00	11/21/20 00:28	B0K0578	ATS	3540C
Aroclor-1221 (PCB-1221)	ND	D	5	500	1250	ug/kg	11/19/20 16:00	11/21/20 00:28	B0K0578	ATS	3540C
Aroclor-1232 (PCB-1232)	ND	D	5	500	1250	ug/kg	11/19/20 16:00	11/21/20 00:28	B0K0578	ATS	3540C
Aroclor-1242 (PCB-1242)	ND	D	5	500	1250	ug/kg	11/19/20 16:00	11/21/20 00:28	B0K0578	ATS	3540C
Aroclor-1248 (PCB-1248)	ND	D	5	500	1250	ug/kg	11/19/20 16:00	11/21/20 00:28	B0K0578	ATS	3540C
Aroclor-1254 (PCB-1254)	ND	D	5	500	1250	ug/kg	11/19/20 16:00	11/21/20 00:28	B0K0578	ATS	3540C
Aroclor-1260 (PCB-1260)	ND	D	5	500	1250	ug/kg	11/19/20 16:00	11/21/20 00:28	B0K0578	ATS	3540C
Aroclor-1262 (PCB-1262)	ND	D	5	500	1250	ug/kg	11/19/20 16:00	11/21/20 00:28	B0K0578	ATS	3540C
Aroclor-1268 (PCB-1268)	ND	D	5	500	1250	ug/kg	11/19/20 16:00	11/21/20 00:28	B0K0578	ATS	3540C
	Recovery				Acceptance Criteria						
Surrogate: Decachlorobiphenyl	*69.3% D*				*30-150*		11/19/20 16:00	*11/21/20 00:28*	B0K0578	*ATS*	3540C
Surrogate: Tetrachloro-m-xylene	*64.5% D*				*30-150*		11/19/20 16:00	*11/21/20 00:28*	B0K0578	*ATS*	3540C

The contents of this report apply to the sample(s) analyzed in accordance with the chain of custody document.
No duplication of this report is allowed, except in its entirety without written approval of the laboratory.

AMERICAN ENVIRONMENTAL TESTING LABORATORY
2834 North Naomi Street Burbank, CA 91504 • ELAP# 1541 & 2402 • LACSD# 10181
TEL (888) 288-AETL • (818) 845-8200 • www.aetlab.com
A KYZER LABS COMPANY

NV5	AETL Job Number:	BBK0215	Site:	30237 Morning View Drive Malibu, CA 90265
3777 Long Beach Boulevard, Annex Building	Project Number:	SMSD-20-9850		
Long Beach, CA 90807	Attention:	Jonathan Barkman		
	Project Name:	Juan Cabrillo Elementary School	Reported:	11/25/2020 11:54

Analytical Results

Client ID: **MPR-04**
Lab ID: **BBK0215-31 (Solid)** **Sampled:** **11/12/20 9:15**

Analyte	Result	Qualifier	Dilution	MDL	RL	Units	Prepared Date/Time	Analyzed Date/Time	Batch	Analyst Initials	Prep. Method
PCBs											
Method: EPA 8082											
Aroclor-1016 (PCB-1016)	ND	D	5	1000	2500	ug/kg	11/19/20 16:00	11/21/20 00:47	B0K0578	ATS	3540C
Aroclor-1221 (PCB-1221)	ND	D	5	1000	2500	ug/kg	11/19/20 16:00	11/21/20 00:47	B0K0578	ATS	3540C
Aroclor-1232 (PCB-1232)	ND	D	5	1000	2500	ug/kg	11/19/20 16:00	11/21/20 00:47	B0K0578	ATS	3540C
Aroclor-1242 (PCB-1242)	ND	D	5	1000	2500	ug/kg	11/19/20 16:00	11/21/20 00:47	B0K0578	ATS	3540C
Aroclor-1248 (PCB-1248)	ND	D	5	1000	2500	ug/kg	11/19/20 16:00	11/21/20 00:47	B0K0578	ATS	3540C
Aroclor-1254 (PCB-1254)	ND	D	5	1000	2500	ug/kg	11/19/20 16:00	11/21/20 00:47	B0K0578	ATS	3540C
Aroclor-1260 (PCB-1260)	ND	D	5	1000	2500	ug/kg	11/19/20 16:00	11/21/20 00:47	B0K0578	ATS	3540C
Aroclor-1262 (PCB-1262)	ND	D	5	1000	2500	ug/kg	11/19/20 16:00	11/21/20 00:47	B0K0578	ATS	3540C
Aroclor-1268 (PCB-1268)	ND	D	5	1000	2500	ug/kg	11/19/20 16:00	11/21/20 00:47	B0K0578	ATS	3540C
	Recovery				Acceptance Criteria						
Surrogate: Decachlorobiphenyl	*93.1% D*				*30-150*		11/19/20 16:00	*11/21/20 00:47*	B0K0578	*ATS*	3540C
Surrogate: Tetrachloro-m-xylene	*69.3% D*				*30-150*		11/19/20 16:00	*11/21/20 00:47*	B0K0578	*ATS*	3540C

The contents of this report apply to the sample(s) analyzed in accordance with the chain of custody document.
No duplication of this report is allowed, except in its entirety without written approval of the laboratory.

AMERICAN ENVIRONMENTAL TESTING LABORATORY
2834 North Naomi Street Burbank, CA 91504 • ELAP# 1541 & 2402 • LACSD# 10181
TEL (888) 288-AETL • (818) 845-8200 • www.aetlab.com
A KYZER LABS COMPANY

NV5	AETL Job Number:	BBK0215	Site:	30237 Morning View Drive	
3777 Long Beach Boulevard, Annex Building	Project Number:	SMSD-20-9850		Malibu, CA 90265	
Long Beach, CA 90807	Attention:	Jonathan Barkman			
	Project Name:	Juan Cabrillo Elementary School	Reported:	11/25/2020 11:54	

Analytical Results

Client ID: **MPR-05**
Lab ID: **BBK0215-32 (Solid)** **Sampled:** **11/12/20 9:20**

PCBs

Method: EPA 8082

Analyte	Result	Qualifier	Dilution	MDL	RL	Units	Prepared Date/Time	Analyzed Date/Time	Batch	Analyst Initials	Prep. Method
Aroclor-1016 (PCB-1016)	ND	D	5	500	1250	ug/kg	11/19/20 16:00	11/21/20 01:07	B0K0578	ATS	3540C
Aroclor-1221 (PCB-1221)	ND	D	5	500	1250	ug/kg	11/19/20 16:00	11/21/20 01:07	B0K0578	ATS	3540C
Aroclor-1232 (PCB-1232)	ND	D	5	500	1250	ug/kg	11/19/20 16:00	11/21/20 01:07	B0K0578	ATS	3540C
Aroclor-1242 (PCB-1242)	ND	D	5	500	1250	ug/kg	11/19/20 16:00	11/21/20 01:07	B0K0578	ATS	3540C
Aroclor-1248 (PCB-1248)	ND	D	5	500	1250	ug/kg	11/19/20 16:00	11/21/20 01:07	B0K0578	ATS	3540C
Aroclor-1254 (PCB-1254)	ND	D	5	500	1250	ug/kg	11/19/20 16:00	11/21/20 01:07	B0K0578	ATS	3540C
Aroclor-1260 (PCB-1260)	ND	D	5	500	1250	ug/kg	11/19/20 16:00	11/21/20 01:07	B0K0578	ATS	3540C
Aroclor-1262 (PCB-1262)	ND	D	5	500	1250	ug/kg	11/19/20 16:00	11/21/20 01:07	B0K0578	ATS	3540C
Aroclor-1268 (PCB-1268)	ND	D	5	500	1250	ug/kg	11/19/20 16:00	11/21/20 01:07	B0K0578	ATS	3540C
	Recovery				Acceptance Criteria						
Surrogate: Decachlorobiphenyl	*507% D, S6*				*30-150*		11/19/20 16:00	*11/21/20 01:07*	B0K0578	*ATS*	3540C
Surrogate: Tetrachloro-m-xylene	*64.3% D*				*30-150*		11/19/20 16:00	*11/21/20 01:07*	B0K0578	*ATS*	3540C

The contents of this report apply to the sample(s) analyzed in accordance with the chain of custody document.
No duplication of this report is allowed, except in its entirety without written approval of the laboratory.

AMERICAN ENVIRONMENTAL TESTING LABORATORY
2834 North Naomi Street Burbank, CA 91504 • ELAP# 1541 & 2402 • LACSD# 10181
TEL (888) 288-AETL • (818) 845-8200 • www.aetlab.com
A KYZER LABS COMPANY

NV5	AETL Job Number:	BBK0215	Site:	30237 Morning View Drive Malibu, CA 90265
3777 Long Beach Boulevard, Annex Building	Project Number:	SMSD-20-9850		
Long Beach, CA 90807	Attention:	Jonathan Barkman		
	Project Name:	Juan Cabrillo Elementary School	Reported:	11/25/2020 11:54

Analytical Results

Client ID: **MPR-06**
Lab ID: **BBK0215-33 (Solid)** **Sampled:** **11/12/20 9:25**

PCBs

Method: EPA 8082

Analyte	Result	Qualifier	Dilution	MDL	RL	Units	Prepared Date/Time	Analyzed Date/Time	Batch	Analyst Initials	Prep. Method
Aroclor-1016 (PCB-1016)	ND	D	5	1000	2500	ug/kg	11/19/20 16:00	11/21/20 01:26	B0K0578	ATS	3540C
Aroclor-1221 (PCB-1221)	ND	D	5	1000	2500	ug/kg	11/19/20 16:00	11/21/20 01:26	B0K0578	ATS	3540C
Aroclor-1232 (PCB-1232)	ND	D	5	1000	2500	ug/kg	11/19/20 16:00	11/21/20 01:26	B0K0578	ATS	3540C
Aroclor-1242 (PCB-1242)	ND	D	5	1000	2500	ug/kg	11/19/20 16:00	11/21/20 01:26	B0K0578	ATS	3540C
Aroclor-1248 (PCB-1248)	ND	D	5	1000	2500	ug/kg	11/19/20 16:00	11/21/20 01:26	B0K0578	ATS	3540C
Aroclor-1254 (PCB-1254)	ND	D	5	1000	2500	ug/kg	11/19/20 16:00	11/21/20 01:26	B0K0578	ATS	3540C
Aroclor-1260 (PCB-1260)	ND	D	5	1000	2500	ug/kg	11/19/20 16:00	11/21/20 01:26	B0K0578	ATS	3540C
Aroclor-1262 (PCB-1262)	ND	D	5	1000	2500	ug/kg	11/19/20 16:00	11/21/20 01:26	B0K0578	ATS	3540C
Aroclor-1268 (PCB-1268)	ND	D	5	1000	2500	ug/kg	11/19/20 16:00	11/21/20 01:26	B0K0578	ATS	3540C
	Recovery				Acceptance Criteria						
Surrogate: Decachlorobiphenyl	*59.7% D*				*30-150*		11/19/20 16:00	*11/21/20 01:26*	B0K0578	*ATS*	3540C
Surrogate: Tetrachloro-m-xylene	*61.1% D*				*30-150*		11/19/20 16:00	*11/21/20 01:26*	B0K0578	*ATS*	3540C

The contents of this report apply to the sample(s) analyzed in accordance with the chain of custody document.
No duplication of this report is allowed, except in its entirety without written approval of the laboratory.

AMERICAN ENVIRONMENTAL TESTING LABORATORY
2834 North Naomi Street Burbank, CA 91504 • ELAP# 1541 & 2402 • LACSD# 10181
TEL (888) 288-AETL • (818) 845-8200 • www.aetlab.com
A KYZER LABS COMPANY

NV5	AETL Job Number:	BBK0215	Site:	30237 Morning View Drive Malibu, CA 90265
3777 Long Beach Boulevard, Annex Building	Project Number:	SMSD-20-9850		
Long Beach, CA 90807	Attention:	Jonathan Barkman		
	Project Name:	Juan Cabrillo Elementary School	Reported:	11/25/2020 11:54

Analytical Results

Client ID: **MPR-07**
Lab ID: **BBK0215-34 (Solid)** **Sampled:** **11/12/20 9:30**

Analyte	Result	Qualifier	Dilution	MDL	RL	Units	Prepared Date/Time	Analyzed Date/Time	Batch	Analyst Initials	Prep. Method
PCBs											
Method: EPA 8082											
Aroclor-1016 (PCB-1016)	ND	D	5	500	1250	ug/kg	11/19/20 16:00	11/21/20 02:05	B0K0578	ATS	3540C
Aroclor-1221 (PCB-1221)	ND	D	5	500	1250	ug/kg	11/19/20 16:00	11/21/20 02:05	B0K0578	ATS	3540C
Aroclor-1232 (PCB-1232)	ND	D	5	500	1250	ug/kg	11/19/20 16:00	11/21/20 02:05	B0K0578	ATS	3540C
Aroclor-1242 (PCB-1242)	ND	D	5	500	1250	ug/kg	11/19/20 16:00	11/21/20 02:05	B0K0578	ATS	3540C
Aroclor-1248 (PCB-1248)	ND	D	5	500	1250	ug/kg	11/19/20 16:00	11/21/20 02:05	B0K0578	ATS	3540C
Aroclor-1254 (PCB-1254)	ND	D	5	500	1250	ug/kg	11/19/20 16:00	11/21/20 02:05	B0K0578	ATS	3540C
Aroclor-1260 (PCB-1260)	ND	D	5	500	1250	ug/kg	11/19/20 16:00	11/21/20 02:05	B0K0578	ATS	3540C
Aroclor-1262 (PCB-1262)	ND	D	5	500	1250	ug/kg	11/19/20 16:00	11/21/20 02:05	B0K0578	ATS	3540C
Aroclor-1268 (PCB-1268)	ND	D	5	500	1250	ug/kg	11/19/20 16:00	11/21/20 02:05	B0K0578	ATS	3540C
	Recovery				Acceptance Criteria						
Surrogate: Decachlorobiphenyl	*46.9% D*				*30-150*		11/19/20 16:00	*11/21/20 02:05*	B0K0578	*ATS*	3540C
Surrogate: Tetrachloro-m-xylene	*47.0% D*				*30-150*		11/19/20 16:00	*11/21/20 02:05*	B0K0578	*ATS*	3540C

The contents of this report apply to the sample(s) analyzed in accordance with the chain of custody document.
No duplication of this report is allowed, except in its entirety without written approval of the laboratory.

AMERICAN ENVIRONMENTAL TESTING LABORATORY
2834 North Naomi Street Burbank, CA 91504 • ELAP# 1541 & 2402 • LACSD# 10181
TEL (888) 288-AETL • (818) 845-8200 • www.aetlab.com
A KYZER LABS COMPANY

NV5	AETL Job Number:	BBK0215	Site:	30237 Morning View Drive Malibu, CA 90265	
3777 Long Beach Boulevard, Annex Building	Project Number:	SMSD-20-9850			
Long Beach, CA 90807	Attention:	Jonathan Barkman			
	Project Name:	Juan Cabrillo Elementary School	Reported:	11/25/2020 11:54	

Analytical Results

Client ID: **MPR-08**
Lab ID: **BBK0215-35 (Solid)** **Sampled:** **11/12/20 9:40**

PCBs

Method: EPA 8082

Analyte	Result	Qualifier	Dilution	MDL	RL	Units	Prepared Date/Time	Analyzed Date/Time	Batch	Analyst Initials	Prep. Method
Aroclor-1016 (PCB-1016)	ND	D	10	500	1250	ug/kg	11/19/20 16:00	11/21/20 02:24	B0K0578	ATS	3540C
Aroclor-1221 (PCB-1221)	ND	D	10	500	1250	ug/kg	11/19/20 16:00	11/21/20 02:24	B0K0578	ATS	3540C
Aroclor-1232 (PCB-1232)	ND	D	10	500	1250	ug/kg	11/19/20 16:00	11/21/20 02:24	B0K0578	ATS	3540C
Aroclor-1242 (PCB-1242)	ND	D	10	500	1250	ug/kg	11/19/20 16:00	11/21/20 02:24	B0K0578	ATS	3540C
Aroclor-1248 (PCB-1248)	ND	D	10	500	1250	ug/kg	11/19/20 16:00	11/21/20 02:24	B0K0578	ATS	3540C
Aroclor-1254 (PCB-1254)	ND	D	10	500	1250	ug/kg	11/19/20 16:00	11/21/20 02:24	B0K0578	ATS	3540C
Aroclor-1260 (PCB-1260)	ND	D	10	500	1250	ug/kg	11/19/20 16:00	11/21/20 02:24	B0K0578	ATS	3540C
Aroclor-1262 (PCB-1262)	ND	D	10	500	1250	ug/kg	11/19/20 16:00	11/21/20 02:24	B0K0578	ATS	3540C
Aroclor-1268 (PCB-1268)	ND	D	10	500	1250	ug/kg	11/19/20 16:00	11/21/20 02:24	B0K0578	ATS	3540C
	Recovery				Acceptance Criteria						
Surrogate: Decachlorobiphenyl	*104%*	*D*			*30-150*		11/19/20 16:00	*11/21/20 02:24*	B0K0578	*ATS*	3540C
Surrogate: Tetrachloro-m-xylene	*103%*	*D*			*30-150*		11/19/20 16:00	*11/21/20 02:24*	B0K0578	*ATS*	3540C

The contents of this report apply to the sample(s) analyzed in accordance with the chain of custody document.
No duplication of this report is allowed, except in its entirety without written approval of the laboratory.

AMERICAN ENVIRONMENTAL TESTING LABORATORY
2834 North Naomi Street Burbank, CA 91504 • ELAP# 1541 & 2402 • LACSD# 10181
TEL (888) 288-AETL • (818) 845-8200 • www.aetlab.com
A KYZER LABS COMPANY

NV5	AETL Job Number:	BBK0215	Site:	30237 Morning View Drive Malibu, CA 90265
3777 Long Beach Boulevard, Annex Building	Project Number:	SMSD-20-9850		
Long Beach, CA 90807	Attention:	Jonathan Barkman		
	Project Name:	Juan Cabrillo Elementary School	Reported:	11/25/2020 11:54

Analytical Results

Client ID: **MPR-09**
Lab ID: **BBK0215-36 (Solid)** **Sampled:** **11/12/20 9:50**

PCBs

Method: EPA 8082

Analyte	Result	Qualifier	Dilution	MDL	RL	Units	Prepared Date/Time	Analyzed Date/Time	Batch	Analyst Initials	Prep. Method
Aroclor-1016 (PCB-1016)	ND	D	10	500	1250	ug/kg	11/19/20 16:00	11/21/20 02:44	B0K0578	ATS	3540C
Aroclor-1221 (PCB-1221)	ND	D	10	500	1250	ug/kg	11/19/20 16:00	11/21/20 02:44	B0K0578	ATS	3540C
Aroclor-1232 (PCB-1232)	ND	D	10	500	1250	ug/kg	11/19/20 16:00	11/21/20 02:44	B0K0578	ATS	3540C
Aroclor-1242 (PCB-1242)	ND	D	10	500	1250	ug/kg	11/19/20 16:00	11/21/20 02:44	B0K0578	ATS	3540C
Aroclor-1248 (PCB-1248)	ND	D	10	500	1250	ug/kg	11/19/20 16:00	11/21/20 02:44	B0K0578	ATS	3540C
Aroclor-1254 (PCB-1254)	ND	D	10	500	1250	ug/kg	11/19/20 16:00	11/21/20 02:44	B0K0578	ATS	3540C
Aroclor-1260 (PCB-1260)	ND	D	10	500	1250	ug/kg	11/19/20 16:00	11/21/20 02:44	B0K0578	ATS	3540C
Aroclor-1262 (PCB-1262)	ND	D	10	500	1250	ug/kg	11/19/20 16:00	11/21/20 02:44	B0K0578	ATS	3540C
Aroclor-1268 (PCB-1268)	ND	D	10	500	1250	ug/kg	11/19/20 16:00	11/21/20 02:44	B0K0578	ATS	3540C
	Recovery				Acceptance Criteria						
Surrogate: Decachlorobiphenyl	*112%*	*D*			*30-150*		11/19/20 16:00	*11/21/20 02:44*	B0K0578	*ATS*	3540C
Surrogate: Tetrachloro-m-xylene	*91.0%*	*D*			*30-150*		11/19/20 16:00	*11/21/20 02:44*	B0K0578	*ATS*	3540C

The contents of this report apply to the sample(s) analyzed in accordance with the chain of custody document.
No duplication of this report is allowed, except in its entirety without written approval of the laboratory.

AMERICAN ENVIRONMENTAL TESTING LABORATORY
2834 North Naomi Street Burbank, CA 91504 • ELAP# 1541 & 2402 • LACSD# 10181
TEL (888) 288-AETL • (818) 845-8200 • www.aetlab.com
A KYZER LABS COMPANY

NV5	AETL Job Number:	BBK0215	Site:	30237 Morning View Drive Malibu, CA 90265
3777 Long Beach Boulevard, Annex Building	Project Number:	SMSD-20-9850		
Long Beach, CA 90807	Attention:	Jonathan Barkman		
	Project Name:	Juan Cabrillo Elementary School	Reported:	11/25/2020 11:54

Analytical Results

Client ID: **MPR-10**
Lab ID: **BBK0215-37 (Solid)** **Sampled:** **11/12/20 10:00**

Analyte	Result	Qualifier	Dilution	MDL	RL	Units	Prepared Date/Time	Analyzed Date/Time	Batch	Analyst Initials	Prep. Method
PCBs											
Method: EPA 8082											
Aroclor-1016 (PCB-1016)	ND	D	5	500	1250	ug/kg	11/19/20 16:00	11/21/20 03:03	B0K0578	ATS	3540C
Aroclor-1221 (PCB-1221)	ND	D	5	500	1250	ug/kg	11/19/20 16:00	11/21/20 03:03	B0K0578	ATS	3540C
Aroclor-1232 (PCB-1232)	ND	D	5	500	1250	ug/kg	11/19/20 16:00	11/21/20 03:03	B0K0578	ATS	3540C
Aroclor-1242 (PCB-1242)	ND	D	5	500	1250	ug/kg	11/19/20 16:00	11/21/20 03:03	B0K0578	ATS	3540C
Aroclor-1248 (PCB-1248)	ND	D	5	500	1250	ug/kg	11/19/20 16:00	11/21/20 03:03	B0K0578	ATS	3540C
Aroclor-1254 (PCB-1254)	ND	D	5	500	1250	ug/kg	11/19/20 16:00	11/21/20 03:03	B0K0578	ATS	3540C
Aroclor-1260 (PCB-1260)	ND	D	5	500	1250	ug/kg	11/19/20 16:00	11/21/20 03:03	B0K0578	ATS	3540C
Aroclor-1262 (PCB-1262)	ND	D	5	500	1250	ug/kg	11/19/20 16:00	11/21/20 03:03	B0K0578	ATS	3540C
Aroclor-1268 (PCB-1268)	ND	D	5	500	1250	ug/kg	11/19/20 16:00	11/21/20 03:03	B0K0578	ATS	3540C
	Recovery				Acceptance Criteria						
Surrogate: Decachlorobiphenyl	*53.9% D*				*30-150*		11/19/20 16:00	*11/21/20 03:03*	B0K0578	*ATS*	3540C
Surrogate: Tetrachloro-m-xylene	*95.9% D*				*30-150*		11/19/20 16:00	*11/21/20 03:03*	B0K0578	*ATS*	3540C

The contents of this report apply to the sample(s) analyzed in accordance with the chain of custody document.
No duplication of this report is allowed, except in its entirety without written approval of the laboratory.

AMERICAN ENVIRONMENTAL TESTING LABORATORY
2834 North Naomi Street Burbank, CA 91504 • ELAP# 1541 & 2402 • LACSD# 10181
TEL (888) 288-AETL • (818) 845-8200 • www.aetlab.com
A KYZER LABS COMPANY

NV5	AETL Job Number:	BBK0215	Site:	30237 Morning View Drive Malibu, CA 90265
3777 Long Beach Boulevard, Annex Building	Project Number:	SMSD-20-9850		
Long Beach, CA 90807	Attention:	Jonathan Barkman		
	Project Name:	Juan Cabrillo Elementary School	Reported:	11/25/2020 11:54

Analytical Results

Client ID: **MPR-11**
Lab ID: **BBK0215-38 (Solid)** **Sampled:** **11/12/20 10:10**

PCBs

Method: EPA 8082

Analyte	Result	Qualifier	Dilution	MDL	RL	Units	Prepared Date/Time	Analyzed Date/Time	Batch	Analyst Initials	Prep. Method
Aroclor-1016 (PCB-1016)	ND	D	10	1000	2500	ug/kg	11/19/20 16:00	11/21/20 03:23	B0K0578	ATS	3540C
Aroclor-1221 (PCB-1221)	ND	D	10	1000	2500	ug/kg	11/19/20 16:00	11/21/20 03:23	B0K0578	ATS	3540C
Aroclor-1232 (PCB-1232)	ND	D	10	1000	2500	ug/kg	11/19/20 16:00	11/21/20 03:23	B0K0578	ATS	3540C
Aroclor-1242 (PCB-1242)	ND	D	10	1000	2500	ug/kg	11/19/20 16:00	11/21/20 03:23	B0K0578	ATS	3540C
Aroclor-1248 (PCB-1248)	ND	D	10	1000	2500	ug/kg	11/19/20 16:00	11/21/20 03:23	B0K0578	ATS	3540C
Aroclor-1254 (PCB-1254)	ND	D	10	1000	2500	ug/kg	11/19/20 16:00	11/21/20 03:23	B0K0578	ATS	3540C
Aroclor-1260 (PCB-1260)	ND	D	10	1000	2500	ug/kg	11/19/20 16:00	11/21/20 03:23	B0K0578	ATS	3540C
Aroclor-1262 (PCB-1262)	ND	D	10	1000	2500	ug/kg	11/19/20 16:00	11/21/20 03:23	B0K0578	ATS	3540C
Aroclor-1268 (PCB-1268)	ND	D	10	1000	2500	ug/kg	11/19/20 16:00	11/21/20 03:23	B0K0578	ATS	3540C
	Recovery				Acceptance Criteria						
Surrogate: Decachlorobiphenyl	*52.7% D*				*30-150*		11/19/20 16:00	*11/21/20 03:23*	B0K0578	*ATS*	3540C
Surrogate: Tetrachloro-m-xylene	*45.0% D*				*30-150*		11/19/20 16:00	*11/21/20 03:23*	B0K0578	*ATS*	3540C

The contents of this report apply to the sample(s) analyzed in accordance with the chain of custody document.
No duplication of this report is allowed, except in its entirety without written approval of the laboratory.

AMERICAN ENVIRONMENTAL TESTING LABORATORY
2834 North Naomi Street Burbank, CA 91504 • ELAP# 1541 & 2402 • LACSD# 10181
TEL (888) 288-AETL • (818) 845-8200 • www.aetlab.com
A KYZER LABS COMPANY

NV5	AETL Job Number:	BBK0215	Site:	30237 Morning View Drive Malibu, CA 90265
3777 Long Beach Boulevard, Annex Building	Project Number:	SMSD-20-9850		
Long Beach, CA 90807	Attention:	Jonathan Barkman		
	Project Name:	Juan Cabrillo Elementary School	Reported:	11/25/2020 11:54

Analytical Results

Client ID: **MPR-12**
Lab ID: **BBK0215-39 (Solid)** **Sampled:** **11/12/20 10:20**

Analyte	Result	Qualifier	Dilution	MDL	RL	Units	Prepared Date/Time	Analyzed Date/Time	Batch	Analyst Initials	Prep. Method
PCBs											
Method: EPA 8082											
Aroclor-1016 (PCB-1016)	ND	D	10	1000	2500	ug/kg	11/19/20 16:00	11/21/20 03:42	B0K0578	ATS	3540C
Aroclor-1221 (PCB-1221)	ND	D	10	1000	2500	ug/kg	11/19/20 16:00	11/21/20 03:42	B0K0578	ATS	3540C
Aroclor-1232 (PCB-1232)	ND	D	10	1000	2500	ug/kg	11/19/20 16:00	11/21/20 03:42	B0K0578	ATS	3540C
Aroclor-1242 (PCB-1242)	ND	D	10	1000	2500	ug/kg	11/19/20 16:00	11/21/20 03:42	B0K0578	ATS	3540C
Aroclor-1248 (PCB-1248)	ND	D	10	1000	2500	ug/kg	11/19/20 16:00	11/21/20 03:42	B0K0578	ATS	3540C
Aroclor-1254 (PCB-1254)	ND	D	10	1000	2500	ug/kg	11/19/20 16:00	11/21/20 03:42	B0K0578	ATS	3540C
Aroclor-1260 (PCB-1260)	ND	D	10	1000	2500	ug/kg	11/19/20 16:00	11/21/20 03:42	B0K0578	ATS	3540C
Aroclor-1262 (PCB-1262)	ND	D	10	1000	2500	ug/kg	11/19/20 16:00	11/21/20 03:42	B0K0578	ATS	3540C
Aroclor-1268 (PCB-1268)	ND	D	10	1000	2500	ug/kg	11/19/20 16:00	11/21/20 03:42	B0K0578	ATS	3540C
	Recovery				Acceptance Criteria						
Surrogate: Decachlorobiphenyl	*61.2% D*				*30-150*		11/19/20 16:00	*11/21/20 03:42*	B0K0578	*ATS*	3540C
Surrogate: Tetrachloro-m-xylene	*61.6% D*				*30-150*		11/19/20 16:00	*11/21/20 03:42*	B0K0578	*ATS*	3540C

The contents of this report apply to the sample(s) analyzed in accordance with the chain of custody document.
No duplication of this report is allowed, except in its entirety without written approval of the laboratory.

AMERICAN ENVIRONMENTAL TESTING LABORATORY
2834 North Naomi Street Burbank, CA 91504 • ELAP# 1541 & 2402 • LACSD# 10181
TEL (888) 288-AETL • (818) 845-8200 • www.aetlab.com
A KYZER LABS COMPANY

NV5	AETL Job Number:	BBK0215	Site:	30237 Morning View Drive Malibu, CA 90265	
3777 Long Beach Boulevard, Annex Building	Project Number:	SMSD-20-9850			
Long Beach, CA 90807	Attention:	Jonathan Barkman			
	Project Name:	Juan Cabrillo Elementary School	Reported:	11/25/2020 11:54	

Analytical Results

Client ID: **MPR-13**
Lab ID: **BBK0215-40 (Solid)** **Sampled:** **11/12/20 10:25**

Analyte	Result	Qualifier	Dilution	MDL	RL	Units	Prepared Date/Time	Analyzed Date/Time	Batch	Analyst Initials	Prep. Method
PCBs											
Method: EPA 8082											
Aroclor-1016 (PCB-1016)	ND	D	5	1000	2500	ug/kg	11/19/20 16:00	11/21/20 04:01	B0K0578	ATS	3540C
Aroclor-1221 (PCB-1221)	ND	D	5	1000	2500	ug/kg	11/19/20 16:00	11/21/20 04:01	B0K0578	ATS	3540C
Aroclor-1232 (PCB-1232)	ND	D	5	1000	2500	ug/kg	11/19/20 16:00	11/21/20 04:01	B0K0578	ATS	3540C
Aroclor-1242 (PCB-1242)	ND	D	5	1000	2500	ug/kg	11/19/20 16:00	11/21/20 04:01	B0K0578	ATS	3540C
Aroclor-1248 (PCB-1248)	ND	D	5	1000	2500	ug/kg	11/19/20 16:00	11/21/20 04:01	B0K0578	ATS	3540C
Aroclor-1254 (PCB-1254)	ND	D	5	1000	2500	ug/kg	11/19/20 16:00	11/21/20 04:01	B0K0578	ATS	3540C
Aroclor-1260 (PCB-1260)	ND	D	5	1000	2500	ug/kg	11/19/20 16:00	11/21/20 04:01	B0K0578	ATS	3540C
Aroclor-1262 (PCB-1262)	ND	D	5	1000	2500	ug/kg	11/19/20 16:00	11/21/20 04:01	B0K0578	ATS	3540C
Aroclor-1268 (PCB-1268)	ND	D	5	1000	2500	ug/kg	11/19/20 16:00	11/21/20 04:01	B0K0578	ATS	3540C
	Recovery				Acceptance Criteria						
Surrogate: Decachlorobiphenyl	*74.0%*	*D*			*30-150*		11/19/20 16:00	*11/21/20 04:01*	B0K0578	*ATS*	3540C
Surrogate: Tetrachloro-m-xylene	*33.5%*	*D*			*30-150*		11/19/20 16:00	*11/21/20 04:01*	B0K0578	*ATS*	3540C

The contents of this report apply to the sample(s) analyzed in accordance with the chain of custody document.
No duplication of this report is allowed, except in its entirety without written approval of the laboratory.

NV5	AETL Job Number:	BBK0215	Site:	30237 Morning View Drive	
3777 Long Beach Boulevard, Annex Building	Project Number:	SMSD-20-9850		Malibu, CA 90265	
Long Beach, CA 90807	Attention:	Jonathan Barkman			
	Project Name:	Juan Cabrillo Elementary School	Reported:	11/25/2020 11:54	

Analytical Results

Client ID: **MPR-14**
Lab ID: **BBK0215-41 (Solid)** **Sampled:** **11/12/20 10:30**

Analyte	Result	Qualifier	Dilution	MDL	RL	Units	Prepared Date/Time	Analyzed Date/Time	Batch	Analyst Initials	Prep. Method
PCBs											
Method: EPA 8082											
Aroclor-1016 (PCB-1016)	ND		1	50.0	125	ug/kg	11/20/20 11:26	11/24/20 20:18	B0K0680	ATS	3540C
Aroclor-1221 (PCB-1221)	ND		1	50.0	125	ug/kg	11/20/20 11:26	11/24/20 20:18	B0K0680	ATS	3540C
Aroclor-1232 (PCB-1232)	ND		1	50.0	125	ug/kg	11/20/20 11:26	11/24/20 20:18	B0K0680	ATS	3540C
Aroclor-1242 (PCB-1242)	ND		1	50.0	125	ug/kg	11/20/20 11:26	11/24/20 20:18	B0K0680	ATS	3540C
Aroclor-1248 (PCB-1248)	ND		1	50.0	125	ug/kg	11/20/20 11:26	11/24/20 20:18	B0K0680	ATS	3540C
Aroclor-1254 (PCB-1254)	ND		1	50.0	125	ug/kg	11/20/20 11:26	11/24/20 20:18	B0K0680	ATS	3540C
Aroclor-1260 (PCB-1260)	ND		1	50.0	125	ug/kg	11/20/20 11:26	11/24/20 20:18	B0K0680	ATS	3540C
Aroclor-1262 (PCB-1262)	ND		1	50.0	125	ug/kg	11/20/20 11:26	11/24/20 20:18	B0K0680	ATS	3540C
Aroclor-1268 (PCB-1268)	ND		1	50.0	125	ug/kg	11/20/20 11:26	11/24/20 20:18	B0K0680	ATS	3540C
	Recovery				Acceptance Criteria						
Surrogate: Decachlorobiphenyl	*60.3%*				*30-150*		11/20/20 11:26	*11/24/20 20:18*	B0K0680	*ATS*	3540C
Surrogate: Tetrachloro-m-xylene	*120%*				*30-150*		11/20/20 11:26	*11/24/20 20:18*	B0K0680	*ATS*	3540C

The contents of this report apply to the sample(s) analyzed in accordance with the chain of custody document.
No duplication of this report is allowed, except in its entirety without written approval of the laboratory.

AMERICAN ENVIRONMENTAL TESTING LABORATORY
2834 North Naomi Street Burbank, CA 91504 • ELAP# 1541 & 2402 • LACSD# 10181
TEL (888) 288-AETL • (818) 845-8200 • www.aetlab.com
A KYZER LABS COMPANY

NV5	AETL Job Number:	BBK0215	Site:	30237 Morning View Drive Malibu, CA 90265
3777 Long Beach Boulevard, Annex Building	Project Number:	SMSD-20-9850		
Long Beach, CA 90807	Attention:	Jonathan Barkman		
	Project Name:	Juan Cabrillo Elementary School	Reported:	11/25/2020 11:54

Analytical Results

Client ID: **MPR-15**
Lab ID: **BBK0215-42 (Solid)** **Sampled:** **11/12/20 10:35**

PCBs

Method: EPA 8082

Analyte	Result	Qualifier	Dilution	MDL	RL	Units	Prepared Date/Time	Analyzed Date/Time	Batch	Analyst Initials	Prep. Method
Aroclor-1016 (PCB-1016)	ND		1	20.0	50.0	ug/kg	11/20/20 11:26	11/24/20 20:37	B0K0680	ATS	3540C
Aroclor-1221 (PCB-1221)	ND		1	20.0	50.0	ug/kg	11/20/20 11:26	11/24/20 20:37	B0K0680	ATS	3540C
Aroclor-1232 (PCB-1232)	ND		1	20.0	50.0	ug/kg	11/20/20 11:26	11/24/20 20:37	B0K0680	ATS	3540C
Aroclor-1242 (PCB-1242)	ND		1	20.0	50.0	ug/kg	11/20/20 11:26	11/24/20 20:37	B0K0680	ATS	3540C
Aroclor-1248 (PCB-1248)	ND		1	20.0	50.0	ug/kg	11/20/20 11:26	11/24/20 20:37	B0K0680	ATS	3540C
Aroclor-1254 (PCB-1254)	ND		1	20.0	50.0	ug/kg	11/20/20 11:26	11/24/20 20:37	B0K0680	ATS	3540C
Aroclor-1260 (PCB-1260)	ND		1	20.0	50.0	ug/kg	11/20/20 11:26	11/24/20 20:37	B0K0680	ATS	3540C
Aroclor-1262 (PCB-1262)	ND		1	20.0	50.0	ug/kg	11/20/20 11:26	11/24/20 20:37	B0K0680	ATS	3540C
Aroclor-1268 (PCB-1268)	ND		1	20.0	50.0	ug/kg	11/20/20 11:26	11/24/20 20:37	B0K0680	ATS	3540C
	Recovery				Acceptance Criteria						
Surrogate: Decachlorobiphenyl	*74.0%*				*30-150*		11/20/20 11:26	*11/24/20 20:37*	B0K0680	*ATS*	3540C
Surrogate: Tetrachloro-m-xylene	*126%*				*30-150*		11/20/20 11:26	*11/24/20 20:37*	B0K0680	*ATS*	3540C

The contents of this report apply to the sample(s) analyzed in accordance with the chain of custody document.
No duplication of this report is allowed, except in its entirety without written approval of the laboratory.

AMERICAN ENVIRONMENTAL TESTING LABORATORY
2834 North Naomi Street Burbank, CA 91504 • ELAP# 1541 & 2402 • LACSD# 10181
TEL (888) 288-AETL • (818) 845-8200 • www.aetlab.com
A KYZER LABS COMPANY

NV5	AETL Job Number:	BBK0215	Site:	30237 Morning View Drive	
3777 Long Beach Boulevard, Annex Building	Project Number:	SMSD-20-9850		Malibu, CA 90265	
Long Beach, CA 90807	Attention:	Jonathan Barkman			
	Project Name:	Juan Cabrillo Elementary School	Reported:	11/25/2020 11:54	

Analytical Results

Client ID: **MPR-16**
Lab ID: **BBK0215-43 (Solid)** **Sampled:** **11/12/20 10:40**

PCBs

Method: EPA 8082

Analyte	Result	Qualifier	Dilution	MDL	RL	Units	Prepared Date/Time	Analyzed Date/Time	Batch	Analyst Initials	Prep. Method
Aroclor-1016 (PCB-1016)	ND		1	20.0	50.0	ug/kg	11/20/20 11:26	11/24/20 20:57	B0K0680	ATS	3540C
Aroclor-1221 (PCB-1221)	ND		1	20.0	50.0	ug/kg	11/20/20 11:26	11/24/20 20:57	B0K0680	ATS	3540C
Aroclor-1232 (PCB-1232)	ND		1	20.0	50.0	ug/kg	11/20/20 11:26	11/24/20 20:57	B0K0680	ATS	3540C
Aroclor-1242 (PCB-1242)	ND		1	20.0	50.0	ug/kg	11/20/20 11:26	11/24/20 20:57	B0K0680	ATS	3540C
Aroclor-1248 (PCB-1248)	ND		1	20.0	50.0	ug/kg	11/20/20 11:26	11/24/20 20:57	B0K0680	ATS	3540C
Aroclor-1254 (PCB-1254)	ND		1	20.0	50.0	ug/kg	11/20/20 11:26	11/24/20 20:57	B0K0680	ATS	3540C
Aroclor-1260 (PCB-1260)	ND		1	20.0	50.0	ug/kg	11/20/20 11:26	11/24/20 20:57	B0K0680	ATS	3540C
Aroclor-1262 (PCB-1262)	ND		1	20.0	50.0	ug/kg	11/20/20 11:26	11/24/20 20:57	B0K0680	ATS	3540C
Aroclor-1268 (PCB-1268)	ND		1	20.0	50.0	ug/kg	11/20/20 11:26	11/24/20 20:57	B0K0680	ATS	3540C
	Recovery				Acceptance Criteria						
Surrogate: Decachlorobiphenyl	*61.2%*				*30-150*		11/20/20 11:26	*11/24/20 20:57*	B0K0680	*ATS*	3540C
Surrogate: Tetrachloro-m-xylene	*51.5%*				*30-150*		11/20/20 11:26	*11/24/20 20:57*	B0K0680	*ATS*	3540C

The contents of this report apply to the sample(s) analyzed in accordance with the chain of custody document.
No duplication of this report is allowed, except in its entirety without written approval of the laboratory.

NV5	AETL Job Number:	BBK0215	Site:	30237 Morning View Drive	
3777 Long Beach Boulevard, Annex Building	Project Number:	SMSD-20-9850		Malibu, CA 90265	
Long Beach, CA 90807	Attention:	Jonathan Barkman			
	Project Name:	Juan Cabrillo Elementary School	Reported:	11/25/2020 11:54	

Analytical Results

Client ID: **MPR-17**
Lab ID: **BBK0215-44 (Solid)** **Sampled:** **11/12/20 10:50**

PCBs

Method: EPA 8082

Analyte	Result	Qualifier	Dilution	MDL	RL	Units	Prepared Date/Time	Analyzed Date/Time	Batch	Analyst Initials	Prep. Method
Aroclor-1016 (PCB-1016)	ND		1	20.0	50.0	ug/kg	11/20/20 11:26	11/24/20 21:16	B0K0680	ATS	3540C
Aroclor-1221 (PCB-1221)	ND		1	20.0	50.0	ug/kg	11/20/20 11:26	11/24/20 21:16	B0K0680	ATS	3540C
Aroclor-1232 (PCB-1232)	ND		1	20.0	50.0	ug/kg	11/20/20 11:26	11/24/20 21:16	B0K0680	ATS	3540C
Aroclor-1242 (PCB-1242)	ND		1	20.0	50.0	ug/kg	11/20/20 11:26	11/24/20 21:16	B0K0680	ATS	3540C
Aroclor-1248 (PCB-1248)	ND		1	20.0	50.0	ug/kg	11/20/20 11:26	11/24/20 21:16	B0K0680	ATS	3540C
Aroclor-1254 (PCB-1254)	ND		1	20.0	50.0	ug/kg	11/20/20 11:26	11/24/20 21:16	B0K0680	ATS	3540C
Aroclor-1260 (PCB-1260)	ND		1	20.0	50.0	ug/kg	11/20/20 11:26	11/24/20 21:16	B0K0680	ATS	3540C
Aroclor-1262 (PCB-1262)	ND		1	20.0	50.0	ug/kg	11/20/20 11:26	11/24/20 21:16	B0K0680	ATS	3540C
Aroclor-1268 (PCB-1268)	ND		1	20.0	50.0	ug/kg	11/20/20 11:26	11/24/20 21:16	B0K0680	ATS	3540C
	Recovery				Acceptance Criteria						
Surrogate: Decachlorobiphenyl	*63.0%*				*30-150*		11/20/20 11:26	*11/24/20 21:16*	B0K0680	*ATS*	3540C
Surrogate: Tetrachloro-m-xylene	*40.1%*				*30-150*		11/20/20 11:26	*11/24/20 21:16*	B0K0680	*ATS*	3540C

The contents of this report apply to the sample(s) analyzed in accordance with the chain of custody document.
No duplication of this report is allowed, except in its entirety without written approval of the laboratory.

AMERICAN ENVIRONMENTAL TESTING LABORATORY
2834 North Naomi Street Burbank, CA 91504 • ELAP# 1541 & 2402 • LACSD# 10181
TEL (888) 288-AETL • (818) 845-8200 • www.aetlab.com
A KYZER LABS COMPANY

NV5	AETL Job Number:	BBK0215	Site:	30237 Morning View Drive Malibu, CA 90265	
3777 Long Beach Boulevard, Annex Building	Project Number:	SMSD-20-9850			
Long Beach, CA 90807	Attention:	Jonathan Barkman			
	Project Name:	Juan Cabrillo Elementary School	Reported:	11/25/2020 11:54	

Analytical Results

Client ID: **MPR-18**
Lab ID: **BBK0215-45 (Solid)** **Sampled:** **11/12/20 11:00**

Analyte	Result	Qualifier	Dilution	MDL	RL	Units	Prepared Date/Time	Analyzed Date/Time	Batch	Analyst Initials	Prep. Method
PCBs											
Method: EPA 8082											
Aroclor-1016 (PCB-1016)	ND		1	20.0	50.0	ug/kg	11/20/20 11:26	11/24/20 21:36	B0K0680	ATS	3540C
Aroclor-1221 (PCB-1221)	ND		1	20.0	50.0	ug/kg	11/20/20 11:26	11/24/20 21:36	B0K0680	ATS	3540C
Aroclor-1232 (PCB-1232)	ND		1	20.0	50.0	ug/kg	11/20/20 11:26	11/24/20 21:36	B0K0680	ATS	3540C
Aroclor-1242 (PCB-1242)	ND		1	20.0	50.0	ug/kg	11/20/20 11:26	11/24/20 21:36	B0K0680	ATS	3540C
Aroclor-1248 (PCB-1248)	ND		1	20.0	50.0	ug/kg	11/20/20 11:26	11/24/20 21:36	B0K0680	ATS	3540C
Aroclor-1254 (PCB-1254)	ND		1	20.0	50.0	ug/kg	11/20/20 11:26	11/24/20 21:36	B0K0680	ATS	3540C
Aroclor-1260 (PCB-1260)	ND		1	20.0	50.0	ug/kg	11/20/20 11:26	11/24/20 21:36	B0K0680	ATS	3540C
Aroclor-1262 (PCB-1262)	ND		1	20.0	50.0	ug/kg	11/20/20 11:26	11/24/20 21:36	B0K0680	ATS	3540C
Aroclor-1268 (PCB-1268)	ND		1	20.0	50.0	ug/kg	11/20/20 11:26	11/24/20 21:36	B0K0680	ATS	3540C
	Recovery				Acceptance Criteria						
Surrogate: Decachlorobiphenyl	*69.9%*				*30-150*		11/20/20 11:26	*11/24/20 21:36*	B0K0680	*ATS*	3540C
Surrogate: Tetrachloro-m-xylene	*62.2%*				*30-150*		11/20/20 11:26	*11/24/20 21:36*	B0K0680	*ATS*	3540C

The contents of this report apply to the sample(s) analyzed in accordance with the chain of custody document.
No duplication of this report is allowed, except in its entirety without written approval of the laboratory.

NV5	AETL Job Number:	BBK0215	Site:	30237 Morning View Drive	
3777 Long Beach Boulevard, Annex Building	Project Number:	SMSD-20-9850		Malibu, CA 90265	
Long Beach, CA 90807	Attention:	Jonathan Barkman			
	Project Name:	Juan Cabrillo Elementary School	Reported:	11/25/2020 11:54	

Analytical Results

Client ID: **MPR-19**
Lab ID: **BBK0215-46 (Solid)** **Sampled:** **11/12/20 12:10**

Analyte	Result	Qualifier	Dilution	MDL	RL	Units	Prepared Date/Time	Analyzed Date/Time	Batch	Analyst Initials	Prep. Method
PCBs											
Method: EPA 8082											
Aroclor-1016 (PCB-1016)	ND		1	20.0	50.0	ug/kg	11/20/20 11:26	11/24/20 21:55	B0K0680	ATS	3540C
Aroclor-1221 (PCB-1221)	ND		1	20.0	50.0	ug/kg	11/20/20 11:26	11/24/20 21:55	B0K0680	ATS	3540C
Aroclor-1232 (PCB-1232)	ND		1	20.0	50.0	ug/kg	11/20/20 11:26	11/24/20 21:55	B0K0680	ATS	3540C
Aroclor-1242 (PCB-1242)	ND		1	20.0	50.0	ug/kg	11/20/20 11:26	11/24/20 21:55	B0K0680	ATS	3540C
Aroclor-1248 (PCB-1248)	ND		1	20.0	50.0	ug/kg	11/20/20 11:26	11/24/20 21:55	B0K0680	ATS	3540C
Aroclor-1254 (PCB-1254)	ND		1	20.0	50.0	ug/kg	11/20/20 11:26	11/24/20 21:55	B0K0680	ATS	3540C
Aroclor-1260 (PCB-1260)	ND		1	20.0	50.0	ug/kg	11/20/20 11:26	11/24/20 21:55	B0K0680	ATS	3540C
Aroclor-1262 (PCB-1262)	ND		1	20.0	50.0	ug/kg	11/20/20 11:26	11/24/20 21:55	B0K0680	ATS	3540C
Aroclor-1268 (PCB-1268)	ND		1	20.0	50.0	ug/kg	11/20/20 11:26	11/24/20 21:55	B0K0680	ATS	3540C
	Recovery				Acceptance Criteria						
Surrogate: Decachlorobiphenyl	*120%*				*30-150*		11/20/20 11:26	*11/24/20 21:55*	B0K0680	*ATS*	3540C
Surrogate: Tetrachloro-m-xylene	*78.0%*				*30-150*		11/20/20 11:26	*11/24/20 21:55*	B0K0680	*ATS*	3540C

The contents of this report apply to the sample(s) analyzed in accordance with the chain of custody document.
No duplication of this report is allowed, except in its entirety without written approval of the laboratory.

AMERICAN ENVIRONMENTAL TESTING LABORATORY
2834 North Naomi Street Burbank, CA 91504 • ELAP# 1541 & 2402 • LACSD# 10181
TEL (888) 288-AETL • (818) 845-8200 • www.aetlab.com
A KYZER LABS COMPANY

NV5	AETL Job Number:	BBK0215	Site:	30237 Morning View Drive Malibu, CA 90265
3777 Long Beach Boulevard, Annex Building	Project Number:	SMSD-20-9850		
Long Beach, CA 90807	Attention:	Jonathan Barkman		
	Project Name:	Juan Cabrillo Elementary School	Reported:	11/25/2020 11:54

Analytical Results

Client ID: **MPR-20**
Lab ID: **BBK0215-47 (Solid)** **Sampled:** **11/12/20 12:15**

PCBs

Method: EPA 8082

Analyte	Result	Qualifier	Dilution	MDL	RL	Units	Prepared Date/Time	Analyzed Date/Time	Batch	Analyst Initials	Prep. Method
Aroclor-1016 (PCB-1016)	ND		1	20.0	50.0	ug/kg	11/20/20 11:26	11/24/20 22:15	B0K0680	ATS	3540C
Aroclor-1221 (PCB-1221)	ND		1	20.0	50.0	ug/kg	11/20/20 11:26	11/24/20 22:15	B0K0680	ATS	3540C
Aroclor-1232 (PCB-1232)	ND		1	20.0	50.0	ug/kg	11/20/20 11:26	11/24/20 22:15	B0K0680	ATS	3540C
Aroclor-1242 (PCB-1242)	ND		1	20.0	50.0	ug/kg	11/20/20 11:26	11/24/20 22:15	B0K0680	ATS	3540C
Aroclor-1248 (PCB-1248)	ND		1	20.0	50.0	ug/kg	11/20/20 11:26	11/24/20 22:15	B0K0680	ATS	3540C
Aroclor-1254 (PCB-1254)	ND		1	20.0	50.0	ug/kg	11/20/20 11:26	11/24/20 22:15	B0K0680	ATS	3540C
Aroclor-1260 (PCB-1260)	ND		1	20.0	50.0	ug/kg	11/20/20 11:26	11/24/20 22:15	B0K0680	ATS	3540C
Aroclor-1262 (PCB-1262)	ND		1	20.0	50.0	ug/kg	11/20/20 11:26	11/24/20 22:15	B0K0680	ATS	3540C
Aroclor-1268 (PCB-1268)	ND		1	20.0	50.0	ug/kg	11/20/20 11:26	11/24/20 22:15	B0K0680	ATS	3540C
	Recovery				Acceptance Criteria						
Surrogate: Decachlorobiphenyl	*76.5%*				*30-150*		11/20/20 11:26	*11/24/20 22:15*	B0K0680	*ATS*	3540C
Surrogate: Tetrachloro-m-xylene	*126%*				*30-150*		11/20/20 11:26	*11/24/20 22:15*	B0K0680	*ATS*	3540C

The contents of this report apply to the sample(s) analyzed in accordance with the chain of custody document.
No duplication of this report is allowed, except in its entirety without written approval of the laboratory.

AMERICAN ENVIRONMENTAL TESTING LABORATORY
2834 North Naomi Street Burbank, CA 91504 • ELAP# 1541 & 2402 • LACSD# 10181
TEL (888) 288-AETL • (818) 845-8200 • www.aetlab.com
A KYZER LABS COMPANY

NV5	AETL Job Number:	BBK0215	Site:	30237 Morning View Drive Malibu, CA 90265	
3777 Long Beach Boulevard, Annex Building	Project Number:	SMSD-20-9850			
Long Beach, CA 90807	Attention:	Jonathan Barkman			
	Project Name:	Juan Cabrillo Elementary School	Reported:	11/25/2020 11:54	

Analytical Results

Client ID: **MPR-21**
Lab ID: **BBK0215-48 (Solid)** **Sampled:** **11/12/20 12:20**

PCBs

Method: EPA 8082

Analyte	Result	Qualifier	Dilution	MDL	RL	Units	Prepared Date/Time	Analyzed Date/Time	Batch	Analyst Initials	Prep. Method
Aroclor-1016 (PCB-1016)	ND		1	20.0	50.0	ug/kg	11/20/20 11:26	11/24/20 22:34	B0K0680	ATS	3540C
Aroclor-1221 (PCB-1221)	ND		1	20.0	50.0	ug/kg	11/20/20 11:26	11/24/20 22:34	B0K0680	ATS	3540C
Aroclor-1232 (PCB-1232)	ND		1	20.0	50.0	ug/kg	11/20/20 11:26	11/24/20 22:34	B0K0680	ATS	3540C
Aroclor-1242 (PCB-1242)	ND		1	20.0	50.0	ug/kg	11/20/20 11:26	11/24/20 22:34	B0K0680	ATS	3540C
Aroclor-1248 (PCB-1248)	ND		1	20.0	50.0	ug/kg	11/20/20 11:26	11/24/20 22:34	B0K0680	ATS	3540C
Aroclor-1254 (PCB-1254)	ND		1	20.0	50.0	ug/kg	11/20/20 11:26	11/24/20 22:34	B0K0680	ATS	3540C
Aroclor-1260 (PCB-1260)	ND		1	20.0	50.0	ug/kg	11/20/20 11:26	11/24/20 22:34	B0K0680	ATS	3540C
Aroclor-1262 (PCB-1262)	ND		1	20.0	50.0	ug/kg	11/20/20 11:26	11/24/20 22:34	B0K0680	ATS	3540C
Aroclor-1268 (PCB-1268)	ND		1	20.0	50.0	ug/kg	11/20/20 11:26	11/24/20 22:34	B0K0680	ATS	3540C
	Recovery				Acceptance Criteria						
Surrogate: Decachlorobiphenyl	*103%*				*30-150*		11/20/20 11:26	*11/24/20 22:34*	B0K0680	*ATS*	3540C
Surrogate: Tetrachloro-m-xylene	*148%*				*30-150*		11/20/20 11:26	*11/24/20 22:34*	B0K0680	*ATS*	3540C

The contents of this report apply to the sample(s) analyzed in accordance with the chain of custody document.
No duplication of this report is allowed, except in its entirety without written approval of the laboratory.

AMERICAN ENVIRONMENTAL TESTING LABORATORY
2834 North Naomi Street Burbank, CA 91504 • ELAP# 1541 & 2402 • LACSD# 10181
TEL (888) 288-AETL • (818) 845-8200 • www.aetlab.com
A KYZER LABS COMPANY

NV5	AETL Job Number:	BBK0215	Site:	30237 Morning View Drive	
3777 Long Beach Boulevard, Annex Building	Project Number:	SMSD-20-9850		Malibu, CA 90265	
Long Beach, CA 90807	Attention:	Jonathan Barkman			
	Project Name:	Juan Cabrillo Elementary School	Reported:	11/25/2020 11:54	

Analytical Results

Client ID: **MPR-22**
Lab ID: **BBK0215-49 (Solid)** **Sampled:** **11/12/20 12:30**

PCBs

Method: EPA 8082

Analyte	Result	Qualifier	Dilution	MDL	RL	Units	Prepared Date/Time	Analyzed Date/Time	Batch	Analyst Initials	Prep. Method
Aroclor-1016 (PCB-1016)	ND		1	20.0	50.0	ug/kg	11/20/20 11:26	11/24/20 23:13	B0K0680	ATS	3540C
Aroclor-1221 (PCB-1221)	ND		1	20.0	50.0	ug/kg	11/20/20 11:26	11/24/20 23:13	B0K0680	ATS	3540C
Aroclor-1232 (PCB-1232)	ND		1	20.0	50.0	ug/kg	11/20/20 11:26	11/24/20 23:13	B0K0680	ATS	3540C
Aroclor-1242 (PCB-1242)	ND		1	20.0	50.0	ug/kg	11/20/20 11:26	11/24/20 23:13	B0K0680	ATS	3540C
Aroclor-1248 (PCB-1248)	ND		1	20.0	50.0	ug/kg	11/20/20 11:26	11/24/20 23:13	B0K0680	ATS	3540C
Aroclor-1254 (PCB-1254)	ND		1	20.0	50.0	ug/kg	11/20/20 11:26	11/24/20 23:13	B0K0680	ATS	3540C
Aroclor-1260 (PCB-1260)	ND		1	20.0	50.0	ug/kg	11/20/20 11:26	11/24/20 23:13	B0K0680	ATS	3540C
Aroclor-1262 (PCB-1262)	ND		1	20.0	50.0	ug/kg	11/20/20 11:26	11/24/20 23:13	B0K0680	ATS	3540C
Aroclor-1268 (PCB-1268)	ND		1	20.0	50.0	ug/kg	11/20/20 11:26	11/24/20 23:13	B0K0680	ATS	3540C
	Recovery				Acceptance Criteria						
Surrogate: Decachlorobiphenyl	*46.4%*				*30-150*		11/20/20 11:26	*11/24/20 23:13*	B0K0680	*ATS*	3540C
Surrogate: Tetrachloro-m-xylene	*43.1%*				*30-150*		11/20/20 11:26	*11/24/20 23:13*	B0K0680	*ATS*	3540C

The contents of this report apply to the sample(s) analyzed in accordance with the chain of custody document.
No duplication of this report is allowed, except in its entirety without written approval of the laboratory.

NV5	AETL Job Number:	BBK0215	Site:	30237 Morning View Drive Malibu, CA 90265	
3777 Long Beach Boulevard, Annex Building	Project Number:	SMSD-20-9850			
Long Beach, CA 90807	Attention:	Jonathan Barkman			
	Project Name:	Juan Cabrillo Elementary School	Reported:	11/25/2020 11:54	

Analytical Results

Client ID: **MPR-23**
Lab ID: **BBK0215-50 (Solid)** **Sampled:** **11/12/20 12:40**

PCBs

Method: EPA 8082

Analyte	Result	Qualifier	Dilution	MDL	RL	Units	Prepared Date/Time	Analyzed Date/Time	Batch	Analyst Initials	Prep. Method
Aroclor-1016 (PCB-1016)	ND		1	10.0	25.0	ug/kg	11/20/20 11:26	11/24/20 23:32	B0K0680	ATS	3540C
Aroclor-1221 (PCB-1221)	ND		1	10.0	25.0	ug/kg	11/20/20 11:26	11/24/20 23:32	B0K0680	ATS	3540C
Aroclor-1232 (PCB-1232)	ND		1	10.0	25.0	ug/kg	11/20/20 11:26	11/24/20 23:32	B0K0680	ATS	3540C
Aroclor-1242 (PCB-1242)	ND		1	10.0	25.0	ug/kg	11/20/20 11:26	11/24/20 23:32	B0K0680	ATS	3540C
Aroclor-1248 (PCB-1248)	ND		1	10.0	25.0	ug/kg	11/20/20 11:26	11/24/20 23:32	B0K0680	ATS	3540C
Aroclor-1254 (PCB-1254)	ND		1	10.0	25.0	ug/kg	11/20/20 11:26	11/24/20 23:32	B0K0680	ATS	3540C
Aroclor-1260 (PCB-1260)	ND		1	10.0	25.0	ug/kg	11/20/20 11:26	11/24/20 23:32	B0K0680	ATS	3540C
Aroclor-1262 (PCB-1262)	ND		1	10.0	25.0	ug/kg	11/20/20 11:26	11/24/20 23:32	B0K0680	ATS	3540C
Aroclor-1268 (PCB-1268)	ND		1	10.0	25.0	ug/kg	11/20/20 11:26	11/24/20 23:32	B0K0680	ATS	3540C
	Recovery				Acceptance Criteria						
Surrogate: Decachlorobiphenyl	*118%*				*30-150*		11/20/20 11:26	*11/24/20 23:32*	B0K0680	*ATS*	3540C
Surrogate: Tetrachloro-m-xylene	*48.8%*				*30-150*		11/20/20 11:26	*11/24/20 23:32*	B0K0680	*ATS*	3540C

The contents of this report apply to the sample(s) analyzed in accordance with the chain of custody document.
No duplication of this report is allowed, except in its entirety without written approval of the laboratory.

AMERICAN ENVIRONMENTAL TESTING LABORATORY
2834 North Naomi Street Burbank, CA 91504 • ELAP# 1541 & 2402 • LACSD# 10181
TEL (888) 288-AETL • (818) 845-8200 • www.aetlab.com
A KYZER LABS COMPANY

NV5	AETL Job Number:	BBK0215	Site:	30237 Morning View Drive	
3777 Long Beach Boulevard, Annex Building	Project Number:	SMSD-20-9850		Malibu, CA 90265	
Long Beach, CA 90807	Attention:	Jonathan Barkman			
	Project Name:	Juan Cabrillo Elementary School	Reported:	11/25/2020 11:54	

Analytical Results

Client ID: **MPR-24**
Lab ID: **BBK0215-51 (Solid)** **Sampled:** **11/12/20 12:45**

PCBs

Method: EPA 8082

Analyte	Result	Qualifier	Dilution	MDL	RL	Units	Prepared Date/Time	Analyzed Date/Time	Batch	Analyst Initials	Prep. Method
Aroclor-1016 (PCB-1016)	ND		1	10.0	25.0	ug/kg	11/20/20 11:26	11/24/20 23:52	B0K0680	ATS	3540C
Aroclor-1221 (PCB-1221)	ND		1	10.0	25.0	ug/kg	11/20/20 11:26	11/24/20 23:52	B0K0680	ATS	3540C
Aroclor-1232 (PCB-1232)	ND		1	10.0	25.0	ug/kg	11/20/20 11:26	11/24/20 23:52	B0K0680	ATS	3540C
Aroclor-1242 (PCB-1242)	ND		1	10.0	25.0	ug/kg	11/20/20 11:26	11/24/20 23:52	B0K0680	ATS	3540C
Aroclor-1248 (PCB-1248)	ND		1	10.0	25.0	ug/kg	11/20/20 11:26	11/24/20 23:52	B0K0680	ATS	3540C
Aroclor-1254 (PCB-1254)	ND		1	10.0	25.0	ug/kg	11/20/20 11:26	11/24/20 23:52	B0K0680	ATS	3540C
Aroclor-1260 (PCB-1260)	ND		1	10.0	25.0	ug/kg	11/20/20 11:26	11/24/20 23:52	B0K0680	ATS	3540C
Aroclor-1262 (PCB-1262)	ND		1	10.0	25.0	ug/kg	11/20/20 11:26	11/24/20 23:52	B0K0680	ATS	3540C
Aroclor-1268 (PCB-1268)	ND		1	10.0	25.0	ug/kg	11/20/20 11:26	11/24/20 23:52	B0K0680	ATS	3540C
	Recovery				Acceptance Criteria						
Surrogate: Decachlorobiphenyl	*60.3%*				*30-150*		11/20/20 11:26	*11/24/20 23:52*	B0K0680	*ATS*	3540C
Surrogate: Tetrachloro-m-xylene	*52.2%*				*30-150*		11/20/20 11:26	*11/24/20 23:52*	B0K0680	*ATS*	3540C

The contents of this report apply to the sample(s) analyzed in accordance with the chain of custody document.
No duplication of this report is allowed, except in its entirety without written approval of the laboratory.

AMERICAN ENVIRONMENTAL TESTING LABORATORY
2834 North Naomi Street Burbank, CA 91504 • ELAP# 1541 & 2402 • LACSD# 10181
TEL (888) 288-AETL • (818) 845-8200 • www.aetlab.com
A KYZER LABS COMPANY

NV5	AETL Job Number:	BBK0215	Site:	30237 Morning View Drive Malibu, CA 90265
3777 Long Beach Boulevard, Annex Building	Project Number:	SMSD-20-9850		
Long Beach, CA 90807	Attention:	Jonathan Barkman		
	Project Name:	Juan Cabrillo Elementary School	Reported:	11/25/2020 11:54

Analytical Results

Client ID: **MPR-25**
Lab ID: **BBK0215-52 (Solid)** **Sampled:** **11/12/20 13:00**

PCBs

Method: EPA 8082

Analyte	Result	Qualifier	Dilution	MDL	RL	Units	Prepared Date/Time	Analyzed Date/Time	Batch	Analyst Initials	Prep. Method
Aroclor-1016 (PCB-1016)	ND		1	10.0	25.0	ug/kg	11/20/20 11:26	11/25/20 00:11	B0K0680	ATS	3540C
Aroclor-1221 (PCB-1221)	ND		1	10.0	25.0	ug/kg	11/20/20 11:26	11/25/20 00:11	B0K0680	ATS	3540C
Aroclor-1232 (PCB-1232)	ND		1	10.0	25.0	ug/kg	11/20/20 11:26	11/25/20 00:11	B0K0680	ATS	3540C
Aroclor-1242 (PCB-1242)	ND		1	10.0	25.0	ug/kg	11/20/20 11:26	11/25/20 00:11	B0K0680	ATS	3540C
Aroclor-1248 (PCB-1248)	ND		1	10.0	25.0	ug/kg	11/20/20 11:26	11/25/20 00:11	B0K0680	ATS	3540C
Aroclor-1254 (PCB-1254)	ND		1	10.0	25.0	ug/kg	11/20/20 11:26	11/25/20 00:11	B0K0680	ATS	3540C
Aroclor-1260 (PCB-1260)	ND		1	10.0	25.0	ug/kg	11/20/20 11:26	11/25/20 00:11	B0K0680	ATS	3540C
Aroclor-1262 (PCB-1262)	ND		1	10.0	25.0	ug/kg	11/20/20 11:26	11/25/20 00:11	B0K0680	ATS	3540C
Aroclor-1268 (PCB-1268)	ND		1	10.0	25.0	ug/kg	11/20/20 11:26	11/25/20 00:11	B0K0680	ATS	3540C
	Recovery				Acceptance Criteria						
Surrogate: Decachlorobiphenyl	*97.3%*				*30-150*		11/20/20 11:26	*11/25/20 00:11*	B0K0680	*ATS*	3540C
Surrogate: Tetrachloro-m-xylene	*39.4%*				*30-150*		11/20/20 11:26	*11/25/20 00:11*	B0K0680	*ATS*	3540C

The contents of this report apply to the sample(s) analyzed in accordance with the chain of custody document.
No duplication of this report is allowed, except in its entirety without written approval of the laboratory.

AMERICAN ENVIRONMENTAL TESTING LABORATORY
2834 North Naomi Street Burbank, CA 91504 • ELAP# 1541 & 2402 • LACSD# 10181
TEL (888) 288-AETL • (818) 845-8200 • www.aetlab.com
A KYZER LABS COMPANY

NV5	AETL Job Number:	BBK0215	Site:	30237 Morning View Drive Malibu, CA 90265
3777 Long Beach Boulevard, Annex Building	Project Number:	SMSD-20-9850		
Long Beach, CA 90807	Attention:	Jonathan Barkman		
	Project Name:	Juan Cabrillo Elementary School	Reported:	11/25/2020 11:54

Analytical Results

Client ID: **MPR-26**
Lab ID: **BBK0215-53 (Solid)** **Sampled:** **11/12/20 13:10**

PCBs

Method: EPA 8082

Analyte	Result	Qualifier	Dilution	MDL	RL	Units	Prepared Date/Time	Analyzed Date/Time	Batch	Analyst Initials	Prep. Method
Aroclor-1016 (PCB-1016)	ND		1	10.0	25.0	ug/kg	11/20/20 11:26	11/25/20 00:31	B0K0680	ATS	3540C
Aroclor-1221 (PCB-1221)	ND		1	10.0	25.0	ug/kg	11/20/20 11:26	11/25/20 00:31	B0K0680	ATS	3540C
Aroclor-1232 (PCB-1232)	ND		1	10.0	25.0	ug/kg	11/20/20 11:26	11/25/20 00:31	B0K0680	ATS	3540C
Aroclor-1242 (PCB-1242)	ND		1	10.0	25.0	ug/kg	11/20/20 11:26	11/25/20 00:31	B0K0680	ATS	3540C
Aroclor-1248 (PCB-1248)	ND		1	10.0	25.0	ug/kg	11/20/20 11:26	11/25/20 00:31	B0K0680	ATS	3540C
Aroclor-1254 (PCB-1254)	ND		1	10.0	25.0	ug/kg	11/20/20 11:26	11/25/20 00:31	B0K0680	ATS	3540C
Aroclor-1260 (PCB-1260)	ND		1	10.0	25.0	ug/kg	11/20/20 11:26	11/25/20 00:31	B0K0680	ATS	3540C
Aroclor-1262 (PCB-1262)	ND		1	10.0	25.0	ug/kg	11/20/20 11:26	11/25/20 00:31	B0K0680	ATS	3540C
Aroclor-1268 (PCB-1268)	ND		1	10.0	25.0	ug/kg	11/20/20 11:26	11/25/20 00:31	B0K0680	ATS	3540C
	Recovery				Acceptance Criteria						
Surrogate: Decachlorobiphenyl	*65.6%*				*30-150*		11/20/20 11:26	*11/25/20 00:31*	B0K0680	*ATS*	3540C
Surrogate: Tetrachloro-m-xylene	*49.0%*				*30-150*		11/20/20 11:26	*11/25/20 00:31*	B0K0680	*ATS*	3540C

The contents of this report apply to the sample(s) analyzed in accordance with the chain of custody document.
No duplication of this report is allowed, except in its entirety without written approval of the laboratory.

AMERICAN ENVIRONMENTAL TESTING LABORATORY
2834 North Naomi Street Burbank, CA 91504 • ELAP# 1541 & 2402 • LACSD# 10181
TEL (888) 288-AETL • (818) 845-8200 • www.aetlab.com
A KYZER LABS COMPANY

NV5	AETL Job Number:	BBK0215	Site:	30237 Morning View Drive	
3777 Long Beach Boulevard, Annex Building	Project Number:	SMSD-20-9850		Malibu, CA 90265	
Long Beach, CA 90807	Attention:	Jonathan Barkman			
	Project Name:	Juan Cabrillo Elementary School	Reported:	11/25/2020 11:54	

Analytical Results

Client ID: **MPR-27**
Lab ID: **BBK0215-54 (Solid)** **Sampled:** **11/12/20 13:15**

PCBs

Method: EPA 8082

Analyte	Result	Qualifier	Dilution	MDL	RL	Units	Prepared Date/Time	Analyzed Date/Time	Batch	Analyst Initials	Prep. Method
Aroclor-1016 (PCB-1016)	ND		1	10.0	25.0	ug/kg	11/20/20 11:26	11/25/20 00:50	B0K0680	ATS	3540C
Aroclor-1221 (PCB-1221)	ND		1	10.0	25.0	ug/kg	11/20/20 11:26	11/25/20 00:50	B0K0680	ATS	3540C
Aroclor-1232 (PCB-1232)	ND		1	10.0	25.0	ug/kg	11/20/20 11:26	11/25/20 00:50	B0K0680	ATS	3540C
Aroclor-1242 (PCB-1242)	ND		1	10.0	25.0	ug/kg	11/20/20 11:26	11/25/20 00:50	B0K0680	ATS	3540C
Aroclor-1248 (PCB-1248)	ND		1	10.0	25.0	ug/kg	11/20/20 11:26	11/25/20 00:50	B0K0680	ATS	3540C
Aroclor-1254 (PCB-1254)	ND		1	10.0	25.0	ug/kg	11/20/20 11:26	11/25/20 00:50	B0K0680	ATS	3540C
Aroclor-1260 (PCB-1260)	ND		1	10.0	25.0	ug/kg	11/20/20 11:26	11/25/20 00:50	B0K0680	ATS	3540C
Aroclor-1262 (PCB-1262)	ND		1	10.0	25.0	ug/kg	11/20/20 11:26	11/25/20 00:50	B0K0680	ATS	3540C
Aroclor-1268 (PCB-1268)	ND		1	10.0	25.0	ug/kg	11/20/20 11:26	11/25/20 00:50	B0K0680	ATS	3540C
	Recovery				Acceptance Criteria						
Surrogate: Decachlorobiphenyl	*72.1%*				*30-150*		11/20/20 11:26	*11/25/20 00:50*	B0K0680	*ATS*	3540C
Surrogate: Tetrachloro-m-xylene	*35.6%*				*30-150*		11/20/20 11:26	*11/25/20 00:50*	B0K0680	*ATS*	3540C

The contents of this report apply to the sample(s) analyzed in accordance with the chain of custody document.
No duplication of this report is allowed, except in its entirety without written approval of the laboratory.

AMERICAN ENVIRONMENTAL TESTING LABORATORY
2834 North Naomi Street Burbank, CA 91504 • ELAP# 1541 & 2402 • LACSD# 10181
TEL (888) 288-AETL • (818) 845-8200 • www.aetlab.com
A KYZER LABS COMPANY

NV5	AETL Job Number:	BBK0215	Site:	30237 Morning View Drive	
3777 Long Beach Boulevard, Annex Building	Project Number:	SMSD-20-9850		Malibu, CA 90265	
Long Beach, CA 90807	Attention:	Jonathan Barkman			
	Project Name:	Juan Cabrillo Elementary School	Reported:	11/25/2020 11:54	

Analytical Results

Client ID: **MPR-28**
Lab ID: **BBK0215-55 (Solid)** **Sampled:** **11/12/20 13:20**

PCBs

Method: EPA 8082

Analyte	Result	Qualifier	Dilution	MDL	RL	Units	Prepared Date/Time	Analyzed Date/Time	Batch	Analyst Initials	Prep. Method
Aroclor-1016 (PCB-1016)	ND		1	20.0	50.0	ug/kg	11/20/20 11:26	11/25/20 01:09	B0K0680	ATS	3540C
Aroclor-1221 (PCB-1221)	ND		1	20.0	50.0	ug/kg	11/20/20 11:26	11/25/20 01:09	B0K0680	ATS	3540C
Aroclor-1232 (PCB-1232)	ND		1	20.0	50.0	ug/kg	11/20/20 11:26	11/25/20 01:09	B0K0680	ATS	3540C
Aroclor-1242 (PCB-1242)	ND		1	20.0	50.0	ug/kg	11/20/20 11:26	11/25/20 01:09	B0K0680	ATS	3540C
Aroclor-1248 (PCB-1248)	ND		1	20.0	50.0	ug/kg	11/20/20 11:26	11/25/20 01:09	B0K0680	ATS	3540C
Aroclor-1254 (PCB-1254)	ND		1	20.0	50.0	ug/kg	11/20/20 11:26	11/25/20 01:09	B0K0680	ATS	3540C
Aroclor-1260 (PCB-1260)	ND		1	20.0	50.0	ug/kg	11/20/20 11:26	11/25/20 01:09	B0K0680	ATS	3540C
Aroclor-1262 (PCB-1262)	ND		1	20.0	50.0	ug/kg	11/20/20 11:26	11/25/20 01:09	B0K0680	ATS	3540C
Aroclor-1268 (PCB-1268)	ND		1	20.0	50.0	ug/kg	11/20/20 11:26	11/25/20 01:09	B0K0680	ATS	3540C
	Recovery				Acceptance Criteria						
Surrogate: Decachlorobiphenyl	*64.6%*				*30-150*		11/20/20 11:26	*11/25/20 01:09*	B0K0680	*ATS*	3540C
Surrogate: Tetrachloro-m-xylene	*141%*				*30-150*		11/20/20 11:26	*11/25/20 01:09*	B0K0680	*ATS*	3540C

The contents of this report apply to the sample(s) analyzed in accordance with the chain of custody document.
No duplication of this report is allowed, except in its entirety without written approval of the laboratory.

AMERICAN ENVIRONMENTAL TESTING LABORATORY
2834 North Naomi Street Burbank, CA 91504 • ELAP# 1541 & 2402 • LACSD# 10181
TEL (888) 288-AETL • (818) 845-8200 • www.aetlab.com
A KYZER LABS COMPANY

NV5	AETL Job Number:	BBK0215	Site:	30237 Morning View Drive	
3777 Long Beach Boulevard, Annex Building	Project Number:	SMSD-20-9850		Malibu, CA 90265	
Long Beach, CA 90807	Attention:	Jonathan Barkman			
	Project Name:	Juan Cabrillo Elementary School	Reported:	11/25/2020 11:54	

Analytical Results

Client ID: **MPR-29**
Lab ID: **BBK0215-56 (Solid)** **Sampled:** **11/12/20 13:30**

PCBs

Method: EPA 8082

Analyte	Result	Qualifier	Dilution	MDL	RL	Units	Prepared Date/Time	Analyzed Date/Time	Batch	Analyst Initials	Prep. Method
Aroclor-1016 (PCB-1016)	ND		1	20.0	50.0	ug/kg	11/20/20 11:26	11/25/20 01:29	B0K0680	ATS	3540C
Aroclor-1221 (PCB-1221)	ND		1	20.0	50.0	ug/kg	11/20/20 11:26	11/25/20 01:29	B0K0680	ATS	3540C
Aroclor-1232 (PCB-1232)	ND		1	20.0	50.0	ug/kg	11/20/20 11:26	11/25/20 01:29	B0K0680	ATS	3540C
Aroclor-1242 (PCB-1242)	ND		1	20.0	50.0	ug/kg	11/20/20 11:26	11/25/20 01:29	B0K0680	ATS	3540C
Aroclor-1248 (PCB-1248)	ND		1	20.0	50.0	ug/kg	11/20/20 11:26	11/25/20 01:29	B0K0680	ATS	3540C
Aroclor-1254 (PCB-1254)	ND		1	20.0	50.0	ug/kg	11/20/20 11:26	11/25/20 01:29	B0K0680	ATS	3540C
Aroclor-1260 (PCB-1260)	ND		1	20.0	50.0	ug/kg	11/20/20 11:26	11/25/20 01:29	B0K0680	ATS	3540C
Aroclor-1262 (PCB-1262)	ND		1	20.0	50.0	ug/kg	11/20/20 11:26	11/25/20 01:29	B0K0680	ATS	3540C
Aroclor-1268 (PCB-1268)	ND		1	20.0	50.0	ug/kg	11/20/20 11:26	11/25/20 01:29	B0K0680	ATS	3540C
	Recovery				Acceptance Criteria						
Surrogate: Decachlorobiphenyl	*42.0%*				*30-150*		11/20/20 11:26	*11/25/20 01:29*	B0K0680	*ATS*	3540C
Surrogate: Tetrachloro-m-xylene	*78.9%*				*30-150*		11/20/20 11:26	*11/25/20 01:29*	B0K0680	*ATS*	3540C

The contents of this report apply to the sample(s) analyzed in accordance with the chain of custody document.
No duplication of this report is allowed, except in its entirety without written approval of the laboratory.

AMERICAN ENVIRONMENTAL TESTING LABORATORY
2834 North Naomi Street Burbank, CA 91504 • ELAP# 1541 & 2402 • LACSD# 10181
TEL (888) 288-AETL • (818) 845-8200 • www.aetlab.com
A KYZER LABS COMPANY

NV5	AETL Job Number:	BBK0215	Site:	30237 Morning View Drive Malibu, CA 90265
3777 Long Beach Boulevard, Annex Building	Project Number:	SMSD-20-9850		
Long Beach, CA 90807	Attention:	Jonathan Barkman		
	Project Name:	Juan Cabrillo Elementary School	Reported:	11/25/2020 11:54

Analytical Results

Client ID: **MPR-30**
Lab ID: **BBK0215-57 (Solid)** **Sampled:** **11/12/20 13:35**

PCBs

Method: EPA 8082

Analyte	Result	Qualifier	Dilution	MDL	RL	Units	Prepared Date/Time	Analyzed Date/Time	Batch	Analyst Initials	Prep. Method
Aroclor-1016 (PCB-1016)	ND		1	20.0	50.0	ug/kg	11/20/20 11:26	11/25/20 01:48	B0K0680	ATS	3540C
Aroclor-1221 (PCB-1221)	ND		1	20.0	50.0	ug/kg	11/20/20 11:26	11/25/20 01:48	B0K0680	ATS	3540C
Aroclor-1232 (PCB-1232)	ND		1	20.0	50.0	ug/kg	11/20/20 11:26	11/25/20 01:48	B0K0680	ATS	3540C
Aroclor-1242 (PCB-1242)	ND		1	20.0	50.0	ug/kg	11/20/20 11:26	11/25/20 01:48	B0K0680	ATS	3540C
Aroclor-1248 (PCB-1248)	ND		1	20.0	50.0	ug/kg	11/20/20 11:26	11/25/20 01:48	B0K0680	ATS	3540C
Aroclor-1254 (PCB-1254)	ND		1	20.0	50.0	ug/kg	11/20/20 11:26	11/25/20 01:48	B0K0680	ATS	3540C
Aroclor-1260 (PCB-1260)	ND		1	20.0	50.0	ug/kg	11/20/20 11:26	11/25/20 01:48	B0K0680	ATS	3540C
Aroclor-1262 (PCB-1262)	ND		1	20.0	50.0	ug/kg	11/20/20 11:26	11/25/20 01:48	B0K0680	ATS	3540C
Aroclor-1268 (PCB-1268)	ND		1	20.0	50.0	ug/kg	11/20/20 11:26	11/25/20 01:48	B0K0680	ATS	3540C
	Recovery				Acceptance Criteria						
Surrogate: Decachlorobiphenyl	*61.7%*				*30-150*		11/20/20 11:26	*11/25/20 01:48*	B0K0680	*ATS*	3540C
Surrogate: Tetrachloro-m-xylene	*139%*				*30-150*		11/20/20 11:26	*11/25/20 01:48*	B0K0680	*ATS*	3540C

The contents of this report apply to the sample(s) analyzed in accordance with the chain of custody document.
No duplication of this report is allowed, except in its entirety without written approval of the laboratory.

NV5	AETL Job Number:	BBK0215	Site:	30237 Morning View Drive	
3777 Long Beach Boulevard, Annex Building	Project Number:	SMSD-20-9850		Malibu, CA 90265	
Long Beach, CA 90807	Attention:	Jonathan Barkman			
	Project Name:	Juan Cabrillo Elementary School	Reported:	11/25/2020 11:54	

Analytical Results

Client ID: **MPR-31**
Lab ID: **BBK0215-58 (Solid)** **Sampled:** **11/12/20 13:40**

PCBs

Method: EPA 8082

Analyte	Result	Qualifier	Dilution	MDL	RL	Units	Prepared Date/Time	Analyzed Date/Time	Batch	Analyst Initials	Prep. Method
Aroclor-1016 (PCB-1016)	ND	D	5	50.0	125	ug/kg	11/20/20 11:26	11/25/20 02:08	B0K0680	ATS	3540C
Aroclor-1221 (PCB-1221)	ND	D	5	50.0	125	ug/kg	11/20/20 11:26	11/25/20 02:08	B0K0680	ATS	3540C
Aroclor-1232 (PCB-1232)	ND	D	5	50.0	125	ug/kg	11/20/20 11:26	11/25/20 02:08	B0K0680	ATS	3540C
Aroclor-1242 (PCB-1242)	ND	D	5	50.0	125	ug/kg	11/20/20 11:26	11/25/20 02:08	B0K0680	ATS	3540C
Aroclor-1248 (PCB-1248)	ND	D	5	50.0	125	ug/kg	11/20/20 11:26	11/25/20 02:08	B0K0680	ATS	3540C
Aroclor-1254 (PCB-1254)	ND	D	5	50.0	125	ug/kg	11/20/20 11:26	11/25/20 02:08	B0K0680	ATS	3540C
Aroclor-1260 (PCB-1260)	ND	D	5	50.0	125	ug/kg	11/20/20 11:26	11/25/20 02:08	B0K0680	ATS	3540C
Aroclor-1262 (PCB-1262)	ND	D	5	50.0	125	ug/kg	11/20/20 11:26	11/25/20 02:08	B0K0680	ATS	3540C
Aroclor-1268 (PCB-1268)	ND	D	5	50.0	125	ug/kg	11/20/20 11:26	11/25/20 02:08	B0K0680	ATS	3540C
	Recovery				Acceptance Criteria						
Surrogate: Decachlorobiphenyl	*86.8% D*				*30-150*		11/20/20 11:26	*11/25/20 02:08*	B0K0680	*ATS*	3540C
Surrogate: Tetrachloro-m-xylene	*38.7% D*				*30-150*		11/20/20 11:26	*11/25/20 02:08*	B0K0680	*ATS*	3540C

The contents of this report apply to the sample(s) analyzed in accordance with the chain of custody document.
No duplication of this report is allowed, except in its entirety without written approval of the laboratory.

AMERICAN ENVIRONMENTAL TESTING LABORATORY
2834 North Naomi Street Burbank, CA 91504 • ELAP# 1541 & 2402 • LACSD# 10181
TEL (888) 288-AETL • (818) 845-8200 • www.aetlab.com
A KYZER LABS COMPANY

NV5	AETL Job Number:	BBK0215	Site:	30237 Morning View Drive Malibu, CA 90265
3777 Long Beach Boulevard, Annex Building	Project Number:	SMSD-20-9850		
Long Beach, CA 90807	Attention:	Jonathan Barkman		
	Project Name:	Juan Cabrillo Elementary School	Reported:	11/25/2020 11:54

Analytical Results

Client ID: **MPR-32**
Lab ID: **BBK0215-59 (Solid)** **Sampled:** **11/12/20 13:50**

PCBs

Method: EPA 8082

Analyte	Result	Qualifier	Dilution	MDL	RL	Units	Prepared Date/Time	Analyzed Date/Time	Batch	Analyst Initials	Prep. Method
Aroclor-1016 (PCB-1016)	ND	D	5	50.0	125	ug/kg	11/20/20 11:26	11/25/20 02:27	B0K0680	ATS	3540C
Aroclor-1221 (PCB-1221)	ND	D	5	50.0	125	ug/kg	11/20/20 11:26	11/25/20 02:27	B0K0680	ATS	3540C
Aroclor-1232 (PCB-1232)	ND	D	5	50.0	125	ug/kg	11/20/20 11:26	11/25/20 02:27	B0K0680	ATS	3540C
Aroclor-1242 (PCB-1242)	ND	D	5	50.0	125	ug/kg	11/20/20 11:26	11/25/20 02:27	B0K0680	ATS	3540C
Aroclor-1248 (PCB-1248)	ND	D	5	50.0	125	ug/kg	11/20/20 11:26	11/25/20 02:27	B0K0680	ATS	3540C
Aroclor-1254 (PCB-1254)	ND	D	5	50.0	125	ug/kg	11/20/20 11:26	11/25/20 02:27	B0K0680	ATS	3540C
Aroclor-1260 (PCB-1260)	ND	D	5	50.0	125	ug/kg	11/20/20 11:26	11/25/20 02:27	B0K0680	ATS	3540C
Aroclor-1262 (PCB-1262)	ND	D	5	50.0	125	ug/kg	11/20/20 11:26	11/25/20 02:27	B0K0680	ATS	3540C
Aroclor-1268 (PCB-1268)	ND	D	5	50.0	125	ug/kg	11/20/20 11:26	11/25/20 02:27	B0K0680	ATS	3540C
	Recovery				Acceptance Criteria						
Surrogate: Decachlorobiphenyl	*427% D, S6*				*30-150*		11/20/20 11:26	*11/25/20 02:27*	B0K0680	*ATS*	3540C
Surrogate: Tetrachloro-m-xylene	*52.0% D*				*30-150*		11/20/20 11:26	*11/25/20 02:27*	B0K0680	*ATS*	3540C

The contents of this report apply to the sample(s) analyzed in accordance with the chain of custody document.
No duplication of this report is allowed, except in its entirety without written approval of the laboratory.

AMERICAN ENVIRONMENTAL TESTING LABORATORY
2834 North Naomi Street Burbank, CA 91504 • ELAP# 1541 & 2402 • LACSD# 10181
TEL (888) 288-AETL • (818) 845-8200 • www.aetlab.com
A KYZER LABS COMPANY

NV5	AETL Job Number:	BBK0215	Site:	30237 Morning View Drive Malibu, CA 90265
3777 Long Beach Boulevard, Annex Building	Project Number:	SMSD-20-9850		
Long Beach, CA 90807	Attention:	Jonathan Barkman		
	Project Name:	Juan Cabrillo Elementary School	Reported:	11/25/2020 11:54

Analytical Results

Client ID: **MPR-33**
Lab ID: **BBK0215-60 (Solid)** **Sampled:** **11/12/20 15:55**

PCBs

Method: EPA 8082

Analyte	Result	Qualifier	Dilution	MDL	RL	Units	Prepared Date/Time	Analyzed Date/Time	Batch	Analyst Initials	Prep. Method
Aroclor-1016 (PCB-1016)	ND	D	5	100	250	ug/kg	11/20/20 11:26	11/25/20 02:46	B0K0680	ATS	3540C
Aroclor-1221 (PCB-1221)	ND	D	5	100	250	ug/kg	11/20/20 11:26	11/25/20 02:46	B0K0680	ATS	3540C
Aroclor-1232 (PCB-1232)	ND	D	5	100	250	ug/kg	11/20/20 11:26	11/25/20 02:46	B0K0680	ATS	3540C
Aroclor-1242 (PCB-1242)	ND	D	5	100	250	ug/kg	11/20/20 11:26	11/25/20 02:46	B0K0680	ATS	3540C
Aroclor-1248 (PCB-1248)	ND	D	5	100	250	ug/kg	11/20/20 11:26	11/25/20 02:46	B0K0680	ATS	3540C
Aroclor-1254 (PCB-1254)	ND	D	5	100	250	ug/kg	11/20/20 11:26	11/25/20 02:46	B0K0680	ATS	3540C
Aroclor-1260 (PCB-1260)	ND	D	5	100	250	ug/kg	11/20/20 11:26	11/25/20 02:46	B0K0680	ATS	3540C
Aroclor-1262 (PCB-1262)	ND	D	5	100	250	ug/kg	11/20/20 11:26	11/25/20 02:46	B0K0680	ATS	3540C
Aroclor-1268 (PCB-1268)	ND	D	5	100	250	ug/kg	11/20/20 11:26	11/25/20 02:46	B0K0680	ATS	3540C
	Recovery				Acceptance Criteria						
Surrogate: Decachlorobiphenyl	*247% D, S6*				*30-150*		11/20/20 11:26	*11/25/20 02:46*	B0K0680	*ATS*	3540C
Surrogate: Tetrachloro-m-xylene	*88.6% D*				*30-150*		11/20/20 11:26	*11/25/20 02:46*	B0K0680	*ATS*	3540C

The contents of this report apply to the sample(s) analyzed in accordance with the chain of custody document.
No duplication of this report is allowed, except in its entirety without written approval of the laboratory.

AMERICAN ENVIRONMENTAL TESTING LABORATORY
2834 North Naomi Street Burbank, CA 91504 • ELAP# 1541 & 2402 • LACSD# 10181
TEL (888) 288-AETL • (818) 845-8200 • www.aetlab.com
A KYZER LABS COMPANY

NV5	AETL Job Number:	BBK0215	Site:	30237 Morning View Drive
3777 Long Beach Boulevard, Annex Building	Project Number:	SMSD-20-9850		Malibu, CA 90265
Long Beach, CA 90807	Attention:	Jonathan Barkman		
	Project Name:	Juan Cabrillo Elementary School	Reported:	11/25/2020 11:54

Quality Control Results

PCBs (EPA 8082)

Analyte	Result	MDL	RL	Units	Spike Level	Source Result	%REC	%REC Limits	RPD	RPD Limit	Qualifier
Batch: B0K0576 - 3540C					**Prepared: 11/19/2020 09:56**						
Method Blank (B0K0576-BLK1)					**Analyzed: 11/20/2020 11:31**						
Aroclor-1016 (PCB-1016)	ND	20.0	50.0	ug/kg							
Aroclor-1221 (PCB-1221)	ND	20.0	50.0	ug/kg							
Aroclor-1232 (PCB-1232)	ND	20.0	50.0	ug/kg							
Aroclor-1242 (PCB-1242)	ND	20.0	50.0	ug/kg							
Aroclor-1248 (PCB-1248)	ND	20.0	50.0	ug/kg							
Aroclor-1254 (PCB-1254)	ND	20.0	50.0	ug/kg							
Aroclor-1260 (PCB-1260)	ND	20.0	50.0	ug/kg							
Aroclor-1262 (PCB-1262)	ND	20.0	50.0	ug/kg							
Aroclor-1268 (PCB-1268)	ND	20.0	50.0	ug/kg							
Surrogate: Decachlorobiphenyl	*26.1*			*ug/kg*	*50.0*		*52.2*	*30-150*			
Surrogate: Tetrachloro-m-xylene	*22.7*			*ug/kg*	*50.0*		*45.4*	*30-150*			

The contents of this report apply to the sample(s) analyzed in accordance with the chain of custody document.
No duplication of this report is allowed, except in its entirety without written approval of the laboratory.

AMERICAN ENVIRONMENTAL TESTING LABORATORY
2834 North Naomi Street Burbank, CA 91504 • ELAP# 1541 & 2402 • LACSD# 10181
TEL (888) 288-AETL • (818) 845-8200 • www.aetlab.com
A KYZER LABS COMPANY

NV5	AETL Job Number:	BBK0215	Site:	30237 Morning View Drive Malibu, CA 90265
3777 Long Beach Boulevard, Annex Building	Project Number:	SMSD-20-9850		
Long Beach, CA 90807	Attention:	Jonathan Barkman		
	Project Name:	Juan Cabrillo Elementary School	Reported:	11/25/2020 11:54

Quality Control Results

PCBs (EPA 8082)

Analyte	Result	MDL	RL	Units	Spike Level	Source Result	%REC	%REC Limits	RPD	RPD Limit	Qualifier
Batch: B0K0576 - 3540C (Continued)					**Prepared: 11/19/2020 09:56**						
LCS (B0K0576-BS1)					**Analyzed: 11/20/2020 10:32**						
Aroclor-1016 (PCB-1016)	717	20.0	50.0	ug/kg	500		143	50-150			
Aroclor-1260 (PCB-1260)	529	20.0	50.0	ug/kg	500		106	50-150			
Surrogate: Decachlorobiphenyl	*27.5*			*ug/kg*	*25.0*		*110*	*30-150*			
Surrogate: Tetrachloro-m-xylene	*23.1*			*ug/kg*	*25.0*		*92.3*	*30-150*			
LCSD (B0K0576-BSD1)					**Analyzed: 11/20/2020 10:52**						
Aroclor-1016 (PCB-1016)	581	20.0	50.0	ug/kg	500		116	50-150	21.0	40	
Aroclor-1260 (PCB-1260)	572	20.0	50.0	ug/kg	500		114	50-150	7.87	40	
Surrogate: Decachlorobiphenyl	*25.6*			*ug/kg*	*25.0*		*102*	*30-150*			
Surrogate: Tetrachloro-m-xylene	*23.6*			*ug/kg*	*25.0*		*94.4*	*30-150*			
Batch: B0K0578 - 3540C					**Prepared: 11/19/2020 16:00**						
Method Blank (B0K0578-BLK1)					**Analyzed: 11/20/2020 20:54**						
Aroclor-1016 (PCB-1016)	ND	20.0	50.0	ug/kg							
Aroclor-1221 (PCB-1221)	ND	20.0	50.0	ug/kg							
Aroclor-1232 (PCB-1232)	ND	20.0	50.0	ug/kg							
Aroclor-1242 (PCB-1242)	ND	20.0	50.0	ug/kg							
Aroclor-1248 (PCB-1248)	ND	20.0	50.0	ug/kg							
Aroclor-1254 (PCB-1254)	ND	20.0	50.0	ug/kg							
Aroclor-1260 (PCB-1260)	ND	20.0	50.0	ug/kg							
Aroclor-1262 (PCB-1262)	ND	20.0	50.0	ug/kg							
Aroclor-1268 (PCB-1268)	ND	20.0	50.0	ug/kg							
Surrogate: Decachlorobiphenyl	*24.0*			*ug/kg*	*50.0*		*48.0*	*30-150*			
Surrogate: Tetrachloro-m-xylene	*23.6*			*ug/kg*	*50.0*		*47.3*	*30-150*			

The contents of this report apply to the sample(s) analyzed in accordance with the chain of custody document.
No duplication of this report is allowed, except in its entirety without written approval of the laboratory.

AMERICAN ENVIRONMENTAL TESTING LABORATORY
2834 North Naomi Street Burbank, CA 91504 • ELAP# 1541 & 2402 • LACSD# 10181
TEL (888) 288-AETL • (818) 845-8200 • www.aetlab.com
A KYZER LABS COMPANY

NV5	AETL Job Number:	BBK0215	Site:	30237 Morning View Drive Malibu, CA 90265
3777 Long Beach Boulevard, Annex Building	Project Number:	SMSD-20-9850		
Long Beach, CA 90807	Attention:	Jonathan Barkman		
	Project Name:	Juan Cabrillo Elementary School	Reported:	11/25/2020 11:54

Quality Control Results

PCBs (EPA 8082)

Analyte	Result	MDL	RL	Units	Spike Level	Source Result	%REC	%REC Limits	RPD	RPD Limit	Qualifier
Batch: B0K0578 - 3540C (Continued)					**Prepared: 11/19/2020 16:00**						
LCS (B0K0578-BS1)					**Analyzed: 11/20/2020 20:15**						
Aroclor-1016 (PCB-1016)	640	20.0	50.0	ug/kg	500		128	50-150			
Aroclor-1260 (PCB-1260)	497	20.0	50.0	ug/kg	500		99.5	50-150			
Surrogate: Decachlorobiphenyl	*31.8*			*ug/kg*	*50.0*		*63.7*	*30-150*			
Surrogate: Tetrachloro-m-xylene	*28.2*			*ug/kg*	*50.0*		*56.3*	*30-150*			
LCSD (B0K0578-BSD1)					**Analyzed: 11/20/2020 20:34**						
Aroclor-1016 (PCB-1016)	687	20.0	50.0	ug/kg	500		137	50-150	7.08	40	
Aroclor-1260 (PCB-1260)	469	20.0	50.0	ug/kg	500		93.7	50-150	5.97	40	
Surrogate: Decachlorobiphenyl	*27.5*			*ug/kg*	*50.0*		*55.1*	*30-150*			
Surrogate: Tetrachloro-m-xylene	*24.2*			*ug/kg*	*50.0*		*48.4*	*30-150*			
Batch: B0K0680 - 3540C					**Prepared: 11/20/2020 11:26**						
Method Blank (B0K0680-BLK1)					**Analyzed: 11/24/2020 19:59**						
Aroclor-1016 (PCB-1016)	ND	2.00	5.00	ug/kg							
Aroclor-1221 (PCB-1221)	ND	2.00	5.00	ug/kg							
Aroclor-1232 (PCB-1232)	ND	2.00	5.00	ug/kg							
Aroclor-1242 (PCB-1242)	ND	2.00	5.00	ug/kg							
Aroclor-1248 (PCB-1248)	ND	2.00	5.00	ug/kg							
Aroclor-1254 (PCB-1254)	ND	2.00	5.00	ug/kg							
Aroclor-1260 (PCB-1260)	ND	2.00	5.00	ug/kg							
Aroclor-1262 (PCB-1262)	ND	2.00	5.00	ug/kg							
Aroclor-1268 (PCB-1268)	ND	2.00	5.00	ug/kg							
Surrogate: Decachlorobiphenyl	*19.6*			*ug/kg*	*25.0*		*78.5*	*30-150*			
Surrogate: Tetrachloro-m-xylene	*33.9*			*ug/kg*	*25.0*		*136*	*30-150*			

The contents of this report apply to the sample(s) analyzed in accordance with the chain of custody document.
No duplication of this report is allowed, except in its entirety without written approval of the laboratory.

AMERICAN ENVIRONMENTAL TESTING LABORATORY
2834 North Naomi Street Burbank, CA 91504 • ELAP# 1541 & 2402 • LACSD# 10181
TEL (888) 288-AETL • (818) 845-8200 • www.aetlab.com
A KYZER LABS COMPANY

NV5	AETL Job Number:	BBK0215	Site:	30237 Morning View Drive Malibu, CA 90265
3777 Long Beach Boulevard, Annex Building	Project Number:	SMSD-20-9850		
Long Beach, CA 90807	Attention:	Jonathan Barkman		
	Project Name:	Juan Cabrillo Elementary School	Reported:	11/25/2020 11:54

Quality Control Results

PCBs (EPA 8082)

Analyte	Result	MDL	RL	Units	Spike Level	Source Result	%REC	%REC Limits	RPD	RPD Limit	Qualifier
Batch: B0K0680 - 3540C (Continued)					**Prepared: 11/20/2020 11:26**						
LCS (B0K0680-BS1)					**Analyzed: 11/24/2020 19:20**						
Aroclor-1016 (PCB-1016)	305	2.00	5.00	ug/kg	500		60.9	50-150			
Aroclor-1260 (PCB-1260)	252	2.00	5.00	ug/kg	500		50.5	50-150			
Surrogate: Decachlorobiphenyl	*11.0*			*ug/kg*	*25.0*		*44.1*	*30-150*			
Surrogate: Tetrachloro-m-xylene	*13.8*			*ug/kg*	*25.0*		*55.3*	*30-150*			
LCSD (B0K0680-BSD1)					**Analyzed: 11/24/2020 19:39**						
Aroclor-1016 (PCB-1016)	369	2.00	5.00	ug/kg	500		73.8	50-150	19.1	40	
Aroclor-1260 (PCB-1260)	270	2.00	5.00	ug/kg	500		53.9	50-150	6.60	40	
Surrogate: Decachlorobiphenyl	*27.4*			*ug/kg*	*25.0*		*109*	*30-150*			
Surrogate: Tetrachloro-m-xylene	*32.0*			*ug/kg*	*25.0*		*128*	*30-150*			

The contents of this report apply to the sample(s) analyzed in accordance with the chain of custody document.
No duplication of this report is allowed, except in its entirety without written approval of the laboratory.

AMERICAN ENVIRONMENTAL TESTING LABORATORY
2834 North Naomi Street Burbank, CA 91504 • ELAP# 1541 & 2402 • LACSD# 10181
TEL (888) 288-AETL • (818) 845-8200 • www.aetlab.com
A KYZER LABS COMPANY

NV5	AETL Job Number:	BBK0215	Site:	30237 Morning View Drive
3777 Long Beach Boulevard, Annex Building	Project Number:	SMSD-20-9850		Malibu, CA 90265
Long Beach, CA 90807	Attention:	Jonathan Barkman		
	Project Name:	Juan Cabrillo Elementary School	Reported:	11/25/2020 11:54

Qualifiers and Definitions

Item	Qualifiers
D	Sample was analyzed under dilution due to matrix interference.
S6	Surrogate recovery is outside control limits due to matrix interference.

Item	Definitions
% wt	Percent Weight
%REC	Percent Recovery
°C	Degrees Celsius
AETL	American Environmental Testing Laboratory, LLC
C	Carbon
CARB	California Air Resources Board
COC	Chain of Custody
DRO	Diesel Range Organics
Dup	Duplicate
ELAP	Environmental Laboratory Accreditation Program
EPA	Environmental Protection Agency
GRO	Gasoline Range Organics
HC	Hydrocarbon
LACSD	Los Angeles County Sanitation Districts
LCS	Laboratory Control Sample - A sample matrix, free from the analytes of interest, spiked with verified known amounts of analytes.
LCSD	Laboratory Control Sample Duplicate - A replicate of Laboratory Control Sample.
LOQ	Limit of Quantitation
MDL	Method Detection Limit - The minimum measured concentration of a substance that can be reported with 99% confidence. MDL is statistically derived number which is specific for each instrument, each method and each compound.
mg/kg	Miligrams per Kilogram
mg/L	Miligrams per Liter
MRO	Motor oil Range Organics
MS	Matrix Spike - A sample prepared, taken through all sample preparation and analytical steps of the procedure and analyzed as an independent test results.
MSD	Matrix Spike Duplicate - A replicate of Matrix Spike Sample.
N	No
ND	Analyte is not detected below Method Detection Limit.
ng/m3	Nanograms per cubic meter
NIOSH	National Institute for Occupational Safety and Health
nL/L	Nanoliters per Liter
NTU	Nephelometric Turbidity Units
Ohm-cm	Ohms per centimeter
OSHA	Occupational Safety and Health Administration

The contents of this report apply to the sample(s) analyzed in accordance with the chain of custody document.
No duplication of this report is allowed, except in its entirety without written approval of the laboratory.

AMERICAN ENVIRONMENTAL TESTING LABORATORY
2834 North Naomi Street Burbank, CA 91504 • ELAP# 1541 & 2402 • LACSD# 10181
TEL (888) 288-AETL • (818) 845-8200 • www.aetlab.com
A KYZER LABS COMPANY

NV5	AETL Job Number:	BBK0215	Site:	30237 Morning View Drive Malibu, CA 90265
3777 Long Beach Boulevard, Annex Building	Project Number:	SMSD-20-9850		
Long Beach, CA 90807	Attention:	Jonathan Barkman		
	Project Name:	Juan Cabrillo Elementary School	Reported:	11/25/2020 11:54

PCB	Polychlorinated Biphenyl
RL	Reporting Limit - The lowest concentration at which an analyte can be detected in a sample and its concentration can be reported with a specified degree of confidence, accuracy and precision. For usage at AETL, RL is equivalant to LOQ.
RPD	Relative Percent Difference
SIM	Selective Ion Monitoring
SPLP	Synthetic Precipitation Leaching Procedure
STLC	Soluble Threshold Limit Concentration
TCLP	Toxicity Characteristic Leaching Procedure
TPH	Total Petroleum Hydrocarbons
TTLC	Total Threshold Limit Concentrations
ug/kg	Micrograms per Kilogram
ug/L	Micrograms per Liter
ug/m3	Micrograms per cubic meter
WET	Waste Extraction Test
Y	Yes
ZHE	Zero Headspace Extraction

The contents of this report apply to the sample(s) analyzed in accordance with the chain of custody document.
No duplication of this report is allowed, except in its entirety without written approval of the laboratory.

AMERICAN ENVIRONMENTAL TESTING LABORATORY
2834 North Naomi Street Burbank, CA 91504 • ELAP# 1541 & 2402 • LACSD# 10181
TEL (888) 288-AETL • (818) 845-8200 • www.aetlab.com
A KYZER LABS COMPANY

November 25, 2020

AETL Job No: BBK0210
Received Date: 11/13/2020
Project Number: SMSD-20-9850

NV5
3777 Long Beach Boulevard, Annex Building
Long Beach, CA 90807
Telephone: (562) 495-5777

Attention: Jonathan Barkman

Project Name: Juan Cabrillo Elementary School
Site: 30237 Morning View Drive
Malibu, CA 90265

Enclosed please find the results of analyses for samples which were analyzed as specified on the attached chain of custody. If you have any questions concerning this report, please do not hesitate to call.

Checked By: Harriet Torosyan
Harriet Torosyan
Project Manager

Approved By:
Christine Novshadayan
Project Manager

Table of Contents

Client Project Name: Cabrillo Elementary School (SMSD-20-9850)
Work Order Number: BBK0210

1	Cover Letter	1
2	Sample Condition on Receipt	3
3	Chain of Custody	4
4	Cooler Receipt Form	8
5	Case Narrative	9
6	Samples Received	10
7	Positive Hits Summary	26
8	Analytical Results	27
9	Quality Control Results	87
10	Qualifiers and Definitions	91

AMERICAN ENVIRONMENTAL TESTING LABORATORY
2834 North Naomi Street Burbank, CA 91504 • ELAP# 1541 & 2402 • LACSD# 10181
TEL (888) 288-AETL • (818) 845-8200 • www.aetlab.com
A KYZER LABS COMPANY

NV5	AETL Job Number:	BBK0210	Site:	30237 Morning View Drive
3777 Long Beach Boulevard, Annex Building	Project Number:	SMSD-20-9850		Malibu, CA 90265
Long Beach, CA 90807	Attention:	Jonathan Barkman		
	Project Name:	Juan Cabrillo Elementary School	Reported:	11/25/2020 11:27

Sample Condition on Receipt

Cooler ID: Default Cooler **Temperature: 4.0 °C**

Are the COCs Correct	Y		
Labels Legible	Y	Containers In Good Condition	Y
COC/Labels Agree	Y	Samples Preserved Properly	Y
Sufficient Sample Volume	Y	Sufficient Holding Time for all Tests	Y
Sample Labels intact	Y	Received on Ice	Y

The contents of this report apply to the sample(s) analyzed in accordance with the chain of custody document.
No duplication of this report is allowed, except in its entirety without written approval of the laboratory.

AMERICAN ENVIRONMENTAL TESTING LABORATORY
2834 NORTH NAOMI ST. BURBANK, CALIFORNIA 91504 DHS # 1541 LACSD# 10181
TEL (888) 288-AETL (818) 845-8200 FAX (818) 845-8840 www.aetlab.com

CHAIN OF CUSTODY RECORD

114219

COMPANY: NVS
PROJECT MANAGER: Jonathan.Barkman@NVS.com
COMPANY ADDRESS: 3777 Long Beach Blvd, Long Beach CA
PHONE:
FAX:
PROJECT NAME: Cabrillo ES
PROJECT #: SMSD-20-9850
SITE NAME AND ADDRESS: Cabrillo ES, Malibu CA
PO #:

AETL JOB No. BBK0210

	SAMPLE ID	LAB ID	DATE	TIME	MATRIX	CONTAINER NUMBER/SIZE	PRES.	ANALYSIS REQUESTED: EPA 8082	ANALYSIS REQUESTED: Soxhlet Extraction	TEST INSTRUCTIONS & COMMENTS
1	F-18	BBK0210-01	11/10/20	0950	BULK	1	ICE	X	X	
2	F-20	-02		1000		1		X	X	
3	F-21	-03		1010		1		X	X	
4	F-29	-04		1020		1		X	X	
5	F-30	-05		1030		1		X	X	
6	F-31	-06		1040		1		X	X	
7	F-35	-07		1045		1		X	X	
8	F-36	-08		1050		1		X	X	
9	F-37	-09		1220		1		X	X	
10	C-22	-10		1235		1		X	X	
11	C-23	-11		1230		1		X	X	
12	C-24	-12		1240		1		X	X	
13	C-25	-13		1250		1		X	X	
14	C-26	-14		1300		1		X	X	
15	C-27	-15		1310		1		X	X	

SAMPLE RECEIPT - TO BE FILLED BY LABORATORY

TOTAL NUMBER OF CONTAINERS	15	PROPERLY COOLED (Y) N / NA	
CUSTODY SEALS Y (N) NA		SAMPLES INTACT (Y) N / NA	
RECEIVED IN GOOD COND. (Y) N		SAMPLES ACCEPTED (Y) N	

TURN AROUND TIME

(X) NORMAL ☐ RUSH ☐ SAME DAY ☐ NEXT DAY ☐ 2 DAYS ☐ 3 DAYS

DATA DELIVERABLE REQUIRED

☐ HARD COPY ☐ PDF ☐ GEOTRACKER (GLOBAL ID) _____ ☐ OTHER (PLEASE SPECIFY) _____

	RELINQUISHED BY SAMPLER: 1.	RELINQUISHED BY: 2.	RELINQUISHED BY: 3.
Signature:			
Printed Name:	Jorge Robles		
Date:	11/12/20 Time: 2000	Time:	11/13/20 Time: 1650

	RECEIVED BY: 1.	RECEIVED BY: 2.	RECEIVED BY LABORATORY: 3.
Signature:			
Printed Name:	CAPILLON ROBLES		Jaggers Pipkin
Date:	11/13/20 Time: 1235	Time:	11/13/20 Time: 1650

DISTRIBUTION: WHITE - Laboratory, CANARY - Laboratory, PINK - Project/Account Manager, YELLOW - Sampler/Originator

AMERICAN ENVIRONMENTAL TESTING LABORATORY
2834 NORTH NAOMI ST. BURBANK, CALIFORNIA 91504 DHS # 1541 LACSD# 10181
TEL (888) 288-AETL (818) 845-8200 FAX (818) 845-8840 www.aetlab.com

CHAIN OF CUSTODY RECORD

114220

AETL JOB No. BBK0210

COMPANY: NV5
PROJECT MANAGER: Jonathan.Barkman@NV5.com
COMPANY ADDRESS: 3777 Long Beach Blvd, Long Beach CA
PHONE:
FAX:
PROJECT NAME: Cabrillo ES
PROJECT #: SMSD-20-9850
SITE NAME AND ADDRESS: Cabrillo ES, Malibu CA
PO #:

ANALYSIS REQUESTED

TEST INSTRUCTIONS & COMMENTS

	SAMPLE ID	LAB ID	DATE	TIME	MATRIX	CONTAINER NUMBER/SIZE	PRES.	EPA 8082	Soxhlet Extraction									
1	C-28	BBK0210.16	11/10/20	1320	BU/K	1	ICE	X	X									
2	C-29	.17		1325		1		X	X									
3	C-30	.18		1330		1		X	X									
4	C-31	.19		1335		1		X	X									
5	C-32	.20		1350		1		X	X									
6	C-33	.21		1355		1		X	X									
7	C-34	.22		1410		1		X	X									
8	C-35	.23		1415		1		X	X									
9	C-36	.24		1420		1		X	X									
10	C-37	.25		1430		1		X	X									
11	C-38	.26		1435		1		X	X									
12	C-39	.27		1445		1		X	X									
13	C-40	.28		1450		1		X	X									
14	C-41	.29		1500		1		X	X									
15	C-42	.30		1510		1		X	X									

SAMPLE RECEIPT - TO BE FILLED BY LABORATORY

TOTAL NUMBER OF CONTAINERS	15	PROPERLY COOLED (Y) / N / NA	
CUSTODY SEALS Y / (N) / NA		SAMPLES INTACT (Y) / N / NA	
RECEIVED IN GOOD COND. (Y) / N		SAMPLES ACCEPTED (Y) / N	

RELINQUISHED BY SAMPLER: 1.	RELINQUISHED BY: 2.	RELINQUISHED BY: 3.
Signature: [signature]	Signature:	Signature: [signature]
Printed Name: Jorge Robles	Printed Name:	Printed Name: C. Pacinia
Date: 11/12/20 Time: 2000	Date: Time:	Date: 11/13/20 Time: 1650

RECEIVED BY: 1.	RECEIVED BY: 2.	RECEIVED BY LABORATORY: 3.
Signature: [signature]	Signature:	Signature: [signature]
Printed Name: Charlton Pacinia	Printed Name:	Printed Name: Sargis Pirch
Date: 11/13/20 Time: 1235	Date: Time:	Date: 11/13/20 Time: 1650

TURN AROUND TIME

☑ NORMAL ☐ RUSH ☐ SAME DAY ☐ NEXT DAY ☐ 2 DAYS ☐ 3 DAYS

DATA DELIVERABLE REQUIRED

☐ HARD COPY
☐ PDF
☐ GEOTRACKER (GLOBAL ID) _____
☐ OTHER (PLEASE SPECIFY) _____

DISTRIBUTION: WHITE - Laboratory, CANARY - Laboratory, PINK - Project/Account Manager, YELLOW - Sampler/Originator

AMERICAN ENVIRONMENTAL TESTING LABORATORY
2834 NORTH NAOMI ST. BURBANK, CALIFORNIA 91504 DHS # 1541 LACSD# 10181
TEL (888) 288-AETL (818) 845-8200 FAX (818) 845-8840 www.aetlab.com

CHAIN OF CUSTODY RECORD

114212

AETL JOB No. BBK0210

COMPANY: NVS
PROJECT MANAGER: Jonathan.Bakman@NVS.com
COMPANY ADDRESS: 3777 Long Beach Blvd, Long Beach CA
PHONE:
FAX:
PROJECT NAME: Cabrillo ES
PROJECT #: SMSD-20-9850
SITE NAME AND ADDRESS: Cabrillo ES, Malibu CA
PO #:

	SAMPLE ID	LAB ID	DATE	TIME	MATRIX	CONTAINER NUMBER/SIZE	PRES.	ANALYSIS REQUESTED: EPA 8082	ANALYSIS REQUESTED: Soxhlet Extraction	TEST INSTRUCTIONS & COMMENTS
1	C-43	BBK0210-31	11/10/20	1515	BULK	1	ICE	X	X	
2	C-44	.32		1520		1		X	X	
3	C-45	.33		1525		1		X	X	
4	C-46	.34		1530		1		X	X	
5	C-47	.35		1540		1		X	X	
6	C-48	.36		1550		1		X	X	
7	C-49	.37		1600		1		X	X	
8	C-50	.38		1610		1		X	X	
9	C-51	.39		1620		1		X	X	
10	C-52	.40		1625		1		X	X	
11	A-01	.41		1630		1		X	X	
12	A-02	.42		1635		1		X	X	
13	A-03	.43		1640		1		X	X	
14	A-04	.44		1645		1		X	X	
15	A-05	.45		1650		1		X	X	

SAMPLE RECEIPT - TO BE FILLED BY LABORATORY

TOTAL NUMBER OF CONTAINERS	15	PROPERLY COOLED (Y / N / NA)	
CUSTODY SEALS (Y / N / NA)		SAMPLES INTACT (Y / N / NA)	
RECEIVED IN GOOD COND. (Y / N)		SAMPLES ACCEPTED (Y / N)	

TURN AROUND TIME

- [x] NORMAL
- [ ] RUSH
- [ ] SAME DAY
- [ ] NEXT DAY
- [ ] 2 DAYS
- [ ] 3 DAYS

DATA DELIVERABLE REQUIRED

- [ ] HARD COPY
- [ ] PDF
- [ ] GEOTRACKER (GLOBAL ID) _____
- [ ] OTHER (PLEASE SPECIFY) _____

	RELINQUISHED BY SAMPLER: 1.	RELINQUISHED BY: 2.	RELINQUISHED BY: 3.
Signature:	Jorge Robles		
Printed Name:	Jorge Robles		C. Pineda
Date:	11/12/20		11/13/20
Time:	2000		1650

	RECEIVED BY: 1.	RECEIVED BY: 2.	RECEIVED BY LABORATORY: 3.
Signature:			
Printed Name:	CAPTION PENDING		Sayris Pineda
Date:	11/13/20		11/13/20
Time:	1235		1650

DISTRIBUTION: WHITE - Laboratory, CANARY - Laboratory, PINK - Project/Account Manager, YELLOW - Sampler/Originator

AMERICAN ENVIRONMENTAL TESTING LABORATORY
2834 NORTH NAOMI ST. BURBANK, CALIFORNIA 91504 DHS # 1541 LACSD# 10181
TEL (888) 288-AETL (818) 845-8200 FAX (818) 845-8840 www.aetlab.com

CHAIN OF CUSTODY RECORD

114206

AETL JOB No. BBK0210

COMPANY: NVS
PROJECT MANAGER: Jonathan.Bu'kman@NVS.com
COMPANY ADDRESS: 3777 Long Beach Blvd, Long Beach CA
PHONE:
FAX:
PROJECT NAME: Cabrillo ES
PROJECT #: SMSD-20-9850
SITE NAME AND ADDRESS: Cabrillo ES, Malibu CA
PO #:

ANALYSIS REQUESTED

TEST INSTRUCTIONS & COMMENTS

	SAMPLE ID	LAB ID	DATE	TIME	MATRIX	CONTAINER NUMBER/SIZE	PRES.	EPA 8082	Soxhlet Extraction								
1	A-06	BBK0210.46	10/11/20	0730	BULK		ICE	X	X								
2	A-07	.47		0740				X	X								
3	A-08	.48		0750				X	X								
4	A-09	.49		0755				X	X								
5	A-10	.50		0800				X	X								
6	A-11	.51		0810				X	X								
7	A-12	.52		0815				X	X								
8	A-13	.53		0820				X	X								
9	A-14	.54		0830				X	X								
10	A-15	.55		0835				X	X								
11	A-16	.56		0840				X	X								
12	A-17	.57		0845				X	X								
13	A-18	.58		0855				X	X								
14	A-19	.59		0905				X	X								
15	A-20	.60		0915				X	X								

SAMPLE RECEIPT - TO BE FILLED BY LABORATORY

TOTAL NUMBER OF CONTAINERS	15	PROPERLY COOLED Y / N / NA	
CUSTODY SEALS Y / N / NA		SAMPLES INTACT Y / N / NA	
RECEIVED IN GOOD COND Y / N		SAMPLES ACCEPTED Y / N	

RELINQUISHED BY SAMPLER: 1.	RELINQUISHED BY: 2.	RELINQUISHED BY: 3.
Signature: [signature]	Signature:	Signature: [signature]
Printed Name: Jorge Robles	Printed Name:	Printed Name: C. Palmilla
Date: 11/12/20 Time: 2000	Date: Time:	Date: 11/13/20 Time: 1650

RECEIVED BY: 1.	RECEIVED BY: 2.	RECEIVED BY LABORATORY: 3.
Signature: [signature]	Signature:	Signature: [signature]
Printed Name: Charlton Palmilla	Printed Name:	Printed Name: Jorgis Pinch
Date: 11/13/20 Time: 1235	Date: Time:	Date: 11/13/20 Time: 1650

TURN AROUND TIME: ☑ NORMAL ☐ RUSH ☐ SAME DAY ☐ NEXT DAY ☐ 2 DAYS ☐ 3 DAYS

DATA DELIVERABLE REQUIRED: ☐ HARD COPY ☐ PDF ☐ GEOTRACKER (GLOBAL ID) ☐ OTHER (PLEASE SPECIFY)

DISTRIBUTION: WHITE - Laboratory, CANARY - Laboratory, PINK - Project/Account Manager, YELLOW - Sampler/Originator

AMERICAN ENVIRONMENTAL TESTING LABORATORY
2834 N. NAOMI ST. BURBANK, CALIFORNIA 91504 ELAP# 1541 & 2402 LACSD# 10181
TEL (888) 288-AETL (818) 845-8200 FAX (818) 845-8840 www.aetlab.com
A KYZER LABS COMPANY

COOLER RECEIPT FORM

Client Name: NVS

Project Name:

AETL Job Number: BBL0210

Date Received: 11/13/2020 Received by: Sanjis Pivek

Carrier: ☑ AETL Courier ☐ Client ☐ GSL ☐ FedEx ☐ UPS

☐ Others:

Samples were received in: ☑ Cooler (1) ☐ Other (Specify):

Inside temperature of shipping container No 1: 4°C, No 2: _____, No 3: _____

Type of sample containers: ☐ VOA, ☐ Glass bottles, ☐ Wide mouth jars, ☐ HDPE bottles, ☐ Metal sleeves, ☑ Others (Specify): Bags

How are samples preserved: ☐ None, ☑ Ice, ☐ Blue Ice, ☐ Dry Ice

☐ None, ☐ HNO_3, ☐ NaOH, ☐ ZnOAc, ☐ HCl, ☐ $Na_2S_2O_3$, ☐ MeOH

☐ Other (Specify):

	Yes	No*	N/A	Name, if client was notified.
1. Are the COCs Correct?	✓			
2. Are Sample labels legible & indelible ink?	✓			
3. Do samples match the COC?	✓			
4. Are the required analyses clear?	✓			
5. Is there enough samples for required analysis?	✓			
6. Does cooler or samples have custody seal(s)?			N/A	
7. Are sample containers in good condition?	✓			
8. Are samples preserved?	✓			
9. Are samples preserved properly for the intended analysis?	✓			
10. Are the VOAs free of headspace?			N/A	
11. Are the jars free of headspace?			N/A	
* = see note below. N/A = Not Applicable				

PLEASE NOTE ALL SAMPLES WILL BE DISPOSED OF 30 DAYS AFTER RECEIVING DATE. IF AETL IS INFORMED OTHERWISE, THERE WILL BE A STORAGE CHARGE PER SAMPLE PER MONTH FOR ANY SAMPLE HELD BEYOND 30 DAYS.

***Explain all "No" answers for above questions:**

AMERICAN ENVIRONMENTAL TESTING LABORATORY
2834 North Naomi Street Burbank, CA 91504 • ELAP# 1541 & 2402 • LACSD# 10181
TEL (888) 288-AETL • (818) 845-8200 • www.aetlab.com
A KYZER LABS COMPANY

NV5	AETL Job Number:	BBK0210	Site:	30237 Morning View Drive
3777 Long Beach Boulevard, Annex Building	Project Number:	SMSD-20-9850		Malibu, CA 90265
Long Beach, CA 90807	Attention:	Jonathan Barkman		
	Project Name:	Juan Cabrillo Elementary School	Reported:	11/25/2020 11:27

Case Narrative

The following "Sample Received" Section summarizes the samples received and associated analyses requested as specified on the enclosed chain of custody.

Results as reported by the laboratory apply only to 1) the items tested, 2) as the samples are received, and 3) the accuracy of information provided. Information supplied by the customer that may affect validity of results and may be contained in this report include Project Name/Number, Site Location, Sample Locations, Sampling Dates/Times, Sample ID, Sample Preservation, Sample Matrix, Sample Properties, Field Blanks, Field Duplicates, Field Spikes, and Site Historical Data.

Accreditation applies only to the test methods listed on each scope of accreditation held by the laboratory; certifications held by the laboratory may not apply to results supplied in this report.

Unless otherwise noted, all results of soil and solid samples are based on wet weight.

No analytical non-conformances were encountered.
Qualifiers are noted in the report.

The contents of this report apply to the sample(s) analyzed in accordance with the chain of custody document.
No duplication of this report is allowed, except in its entirety without written approval of the laboratory.

AMERICAN ENVIRONMENTAL TESTING LABORATORY
2834 North Naomi Street Burbank, CA 91504 • ELAP# 1541 & 2402 • LACSD# 10181
TEL (888) 288-AETL • (818) 845-8200 • www.aetlab.com
A KYZER LABS COMPANY

NV5	AETL Job Number:	BBK0210	Site:	30237 Morning View Drive	
3777 Long Beach Boulevard, Annex Building	Project Number:	SMSD-20-9850		Malibu, CA 90265	
Long Beach, CA 90807	Attention:	Jonathan Barkman			
	Project Name:	Juan Cabrillo Elementary School	Reported:	11/25/2020 11:27	

Samples Received

AETL received the following samples on 11/13/2020 with the following specifications

Project Name: 30237 Morning View Drive
Site: Malibu, CA 90265

Client ID		Sample Date
F-18		11/10/2020 9:50
Lab ID	**Matrix**	**Quantity of Containers**
BBK0210-01	Solid	1

Analysis	Units	TAT
EPA 8082	ug/kg	5

Client ID		Sample Date
F-20		11/10/2020 10:00
Lab ID	**Matrix**	**Quantity of Containers**
BBK0210-02	Solid	1

Analysis	Units	TAT
EPA 8082	ug/kg	5

Client ID		Sample Date
F-21		11/10/2020 10:10
Lab ID	**Matrix**	**Quantity of Containers**
BBK0210-03	Solid	1

Analysis	Units	TAT
EPA 8082	ug/kg	5

Client ID		Sample Date
F-29		11/10/2020 10:20
Lab ID	**Matrix**	**Quantity of Containers**
BBK0210-04	Solid	1

Analysis	Units	TAT
EPA 8082	ug/kg	5

The contents of this report apply to the sample(s) analyzed in accordance with the chain of custody document.
No duplication of this report is allowed, except in its entirety without written approval of the laboratory.

NV5	AETL Job Number:	BBK0210	Site:	30237 Morning View Drive	
3777 Long Beach Boulevard, Annex Building	Project Number:	SMSD-20-9850		Malibu, CA 90265	
Long Beach, CA 90807	Attention:	Jonathan Barkman			
	Project Name:	Juan Cabrillo Elementary School	Reported:	11/25/2020 11:27	

Samples Received

(Continued)

AETL received the following samples on 11/13/2020 with the following specifications

Project Name: 30237 Morning View Drive
Site: Malibu, CA 90265

Client ID		Sample Date
F-30		11/10/2020 10:30
Lab ID	**Matrix**	**Quantity of Containers**
BBK0210-05	Solid	1
Analysis	**Units**	**TAT**
EPA 8082	ug/kg	5

Client ID		Sample Date
F-31		11/10/2020 10:40
Lab ID	**Matrix**	**Quantity of Containers**
BBK0210-06	Solid	1
Analysis	**Units**	**TAT**
EPA 8082	ug/kg	5

Client ID		Sample Date
F-35		11/10/2020 10:45
Lab ID	**Matrix**	**Quantity of Containers**
BBK0210-07	Solid	1
Analysis	**Units**	**TAT**
EPA 8082	ug/kg	5

Client ID		Sample Date
F-36		11/10/2020 10:50
Lab ID	**Matrix**	**Quantity of Containers**
BBK0210-08	Solid	1
Analysis	**Units**	**TAT**
EPA 8082	ug/kg	5

The contents of this report apply to the sample(s) analyzed in accordance with the chain of custody document.
No duplication of this report is allowed, except in its entirety without written approval of the laboratory.

AMERICAN ENVIRONMENTAL TESTING LABORATORY
2834 North Naomi Street Burbank, CA 91504 • ELAP# 1541 & 2402 • LACSD# 10181
TEL (888) 288-AETL • (818) 845-8200 • www.aetlab.com
A KYZER LABS COMPANY

NV5	AETL Job Number:	BBK0210	Site:	30237 Morning View Drive	
3777 Long Beach Boulevard, Annex Building	Project Number:	SMSD-20-9850		Malibu, CA 90265	
Long Beach, CA 90807	Attention:	Jonathan Barkman			
	Project Name:	Juan Cabrillo Elementary School	Reported:	11/25/2020 11:27	

Samples Received

(Continued)

AETL received the following samples on 11/13/2020 with the following specifications

Project Name: 30237 Morning View Drive
Site: Malibu, CA 90265

Client ID		Sample Date
F-37		11/10/2020 12:20
Lab ID	**Matrix**	**Quantity of Containers**
BBK0210-09	Solid	1
Analysis	**Units**	**TAT**
EPA 8082	ug/kg	5

Client ID		Sample Date
C-22		11/10/2020 12:25
Lab ID	**Matrix**	**Quantity of Containers**
BBK0210-10	Solid	1
Analysis	**Units**	**TAT**
EPA 8082	ug/kg	5

Client ID		Sample Date
C-23		11/10/2020 12:30
Lab ID	**Matrix**	**Quantity of Containers**
BBK0210-11	Solid	1
Analysis	**Units**	**TAT**
EPA 8082	ug/kg	5

Client ID		Sample Date
C-24		11/10/2020 12:40
Lab ID	**Matrix**	**Quantity of Containers**
BBK0210-12	Solid	1
Analysis	**Units**	**TAT**
EPA 8082	ug/kg	5

The contents of this report apply to the sample(s) analyzed in accordance with the chain of custody document.
No duplication of this report is allowed, except in its entirety without written approval of the laboratory.

NV5	AETL Job Number:	BBK0210	Site:	30237 Morning View Drive	
3777 Long Beach Boulevard, Annex Building	Project Number:	SMSD-20-9850		Malibu, CA 90265	
Long Beach, CA 90807	Attention:	Jonathan Barkman			
	Project Name:	Juan Cabrillo Elementary School	Reported:	11/25/2020 11:27	

Samples Received

(Continued)

AETL received the following samples on 11/13/2020 with the following specifications

Project Name: 30237 Morning View Drive
Site: Malibu, CA 90265

Client ID		Sample Date
C-25		11/10/2020 12:50
Lab ID	**Matrix**	**Quantity of Containers**
BBK0210-13	Solid	1
Analysis	**Units**	**TAT**
EPA 8082	ug/kg	5

Client ID		Sample Date
C-26		11/10/2020 13:00
Lab ID	**Matrix**	**Quantity of Containers**
BBK0210-14	Solid	1
Analysis	**Units**	**TAT**
EPA 8082	ug/kg	5

Client ID		Sample Date
C-27		11/10/2020 13:10
Lab ID	**Matrix**	**Quantity of Containers**
BBK0210-15	Solid	1
Analysis	**Units**	**TAT**
EPA 8082	ug/kg	5

Client ID		Sample Date
C-28		11/10/2020 13:20
Lab ID	**Matrix**	**Quantity of Containers**
BBK0210-16	Solid	1
Analysis	**Units**	**TAT**
EPA 8082	ug/kg	5

The contents of this report apply to the sample(s) analyzed in accordance with the chain of custody document.
No duplication of this report is allowed, except in its entirety without written approval of the laboratory.

NV5	AETL Job Number:	BBK0210	Site:	30237 Morning View Drive	
3777 Long Beach Boulevard, Annex Building	Project Number:	SMSD-20-9850		Malibu, CA 90265	
Long Beach, CA 90807	Attention:	Jonathan Barkman			
	Project Name:	Juan Cabrillo Elementary School	Reported:	11/25/2020 11:27	

Samples Received

(Continued)

AETL received the following samples on 11/13/2020 with the following specifications

Project Name: 30237 Morning View Drive
Site: Malibu, CA 90265

Client ID		Sample Date
C-29		11/10/2020 13:25
Lab ID	**Matrix**	**Quantity of Containers**
BBK0210-17	Solid	1
Analysis	**Units**	**TAT**
EPA 8082	ug/kg	5

Client ID		Sample Date
C-30		11/10/2020 13:30
Lab ID	**Matrix**	**Quantity of Containers**
BBK0210-18	Solid	1
Analysis	**Units**	**TAT**
EPA 8082	ug/kg	5

Client ID		Sample Date
C-31		11/10/2020 13:35
Lab ID	**Matrix**	**Quantity of Containers**
BBK0210-19	Solid	1
Analysis	**Units**	**TAT**
EPA 8082	ug/kg	5

Client ID		Sample Date
C-32		11/10/2020 13:50
Lab ID	**Matrix**	**Quantity of Containers**
BBK0210-20	Solid	1
Analysis	**Units**	**TAT**
EPA 8082	ug/kg	5

The contents of this report apply to the sample(s) analyzed in accordance with the chain of custody document.
No duplication of this report is allowed, except in its entirety without written approval of the laboratory.

NV5	AETL Job Number:	BBK0210	Site:	30237 Morning View Drive	
3777 Long Beach Boulevard, Annex Building	Project Number:	SMSD-20-9850		Malibu, CA 90265	
Long Beach, CA 90807	Attention:	Jonathan Barkman			
	Project Name:	Juan Cabrillo Elementary School	Reported:	11/25/2020 11:27	

Samples Received

(Continued)

AETL received the following samples on 11/13/2020 with the following specifications

Project Name: 30237 Morning View Drive
Site: Malibu, CA 90265

Client ID		Sample Date
C-33		11/10/2020 13:55
Lab ID	**Matrix**	**Quantity of Containers**
BBK0210-21	Solid	1
Analysis	**Units**	**TAT**
EPA 8082	ug/kg	5

Client ID		Sample Date
C-34		11/10/2020 14:10
Lab ID	**Matrix**	**Quantity of Containers**
BBK0210-22	Solid	1
Analysis	**Units**	**TAT**
EPA 8082	ug/kg	5

Client ID		Sample Date
C-35		11/10/2020 14:15
Lab ID	**Matrix**	**Quantity of Containers**
BBK0210-23	Solid	1
Analysis	**Units**	**TAT**
EPA 8082	ug/kg	5

Client ID		Sample Date
C-36		11/10/2020 14:20
Lab ID	**Matrix**	**Quantity of Containers**
BBK0210-24	Solid	1
Analysis	**Units**	**TAT**
EPA 8082	ug/kg	5

The contents of this report apply to the sample(s) analyzed in accordance with the chain of custody document.
No duplication of this report is allowed, except in its entirety without written approval of the laboratory.

NV5	AETL Job Number:	BBK0210	Site:	30237 Morning View Drive	
3777 Long Beach Boulevard, Annex Building	Project Number:	SMSD-20-9850		Malibu, CA 90265	
Long Beach, CA 90807	Attention:	Jonathan Barkman			
	Project Name:	Juan Cabrillo Elementary School	Reported:	11/25/2020 11:27	

Samples Received

(Continued)

AETL received the following samples on 11/13/2020 with the following specifications

Project Name: 30237 Morning View Drive
Site: Malibu, CA 90265

Client ID		Sample Date
C-37		11/10/2020 14:30
Lab ID	**Matrix**	**Quantity of Containers**
BBK0210-25	Solid	1
Analysis	**Units**	**TAT**
EPA 8082	ug/kg	5

Client ID		Sample Date
C-38		11/10/2020 14:35
Lab ID	**Matrix**	**Quantity of Containers**
BBK0210-26	Solid	1
Analysis	**Units**	**TAT**
EPA 8082	ug/kg	5

Client ID		Sample Date
C-39		11/10/2020 14:45
Lab ID	**Matrix**	**Quantity of Containers**
BBK0210-27	Solid	1
Analysis	**Units**	**TAT**
EPA 8082	ug/kg	5

Client ID		Sample Date
C-40		11/10/2020 14:50
Lab ID	**Matrix**	**Quantity of Containers**
BBK0210-28	Solid	1
Analysis	**Units**	**TAT**
EPA 8082	ug/kg	5

The contents of this report apply to the sample(s) analyzed in accordance with the chain of custody document.
No duplication of this report is allowed, except in its entirety without written approval of the laboratory.

NV5	AETL Job Number:	BBK0210	Site:	30237 Morning View Drive	
3777 Long Beach Boulevard, Annex Building	Project Number:	SMSD-20-9850		Malibu, CA 90265	
Long Beach, CA 90807	Attention:	Jonathan Barkman			
	Project Name:	Juan Cabrillo Elementary School	Reported:	11/25/2020 11:27	

Samples Received

(Continued)

AETL received the following samples on 11/13/2020 with the following specifications

Project Name: 30237 Morning View Drive
Site: Malibu, CA 90265

Client ID		Sample Date
C-41		11/10/2020 15:00
Lab ID	**Matrix**	**Quantity of Containers**
BBK0210-29	Solid	1
Analysis	**Units**	**TAT**
EPA 8082	ug/kg	5

Client ID		Sample Date
C-42		11/10/2020 15:10
Lab ID	**Matrix**	**Quantity of Containers**
BBK0210-30	Solid	1
Analysis	**Units**	**TAT**
EPA 8082	ug/kg	5

Client ID		Sample Date
C-43		11/10/2020 15:15
Lab ID	**Matrix**	**Quantity of Containers**
BBK0210-31	Solid	1
Analysis	**Units**	**TAT**
EPA 8082	ug/kg	5

Client ID		Sample Date
C-44		11/10/2020 15:20
Lab ID	**Matrix**	**Quantity of Containers**
BBK0210-32	Solid	1
Analysis	**Units**	**TAT**
EPA 8082	ug/kg	5

The contents of this report apply to the sample(s) analyzed in accordance with the chain of custody document.
No duplication of this report is allowed, except in its entirety without written approval of the laboratory.

NV5	AETL Job Number:	BBK0210	Site:	30237 Morning View Drive	
3777 Long Beach Boulevard, Annex Building	Project Number:	SMSD-20-9850		Malibu, CA 90265	
Long Beach, CA 90807	Attention:	Jonathan Barkman			
	Project Name:	Juan Cabrillo Elementary School	Reported:	11/25/2020 11:27	

Samples Received

(Continued)

AETL received the following samples on 11/13/2020 with the following specifications

Project Name: 30237 Morning View Drive
Site: Malibu, CA 90265

Client ID		Sample Date
C-45		11/10/2020 15:25
Lab ID	**Matrix**	**Quantity of Containers**
BBK0210-33	Solid	1
Analysis	**Units**	**TAT**
EPA 8082	ug/kg	5

Client ID		Sample Date
C-46		11/10/2020 15:30
Lab ID	**Matrix**	**Quantity of Containers**
BBK0210-34	Solid	1
Analysis	**Units**	**TAT**
EPA 8082	ug/kg	5

Client ID		Sample Date
C-47		11/10/2020 15:40
Lab ID	**Matrix**	**Quantity of Containers**
BBK0210-35	Solid	1
Analysis	**Units**	**TAT**
EPA 8082	ug/kg	5

Client ID		Sample Date
C-48		11/10/2020 15:50
Lab ID	**Matrix**	**Quantity of Containers**
BBK0210-36	Solid	1
Analysis	**Units**	**TAT**
EPA 8082	ug/kg	5

The contents of this report apply to the sample(s) analyzed in accordance with the chain of custody document.
No duplication of this report is allowed, except in its entirety without written approval of the laboratory.

NV5	AETL Job Number:	BBK0210	Site:	30237 Morning View Drive	
3777 Long Beach Boulevard, Annex Building	Project Number:	SMSD-20-9850		Malibu, CA 90265	
Long Beach, CA 90807	Attention:	Jonathan Barkman			
	Project Name:	Juan Cabrillo Elementary School	Reported:	11/25/2020 11:27	

Samples Received

(Continued)

AETL received the following samples on 11/13/2020 with the following specifications

Project Name: 30237 Morning View Drive
Site: Malibu, CA 90265

Client ID		Sample Date
C-49		11/10/2020 16:00
Lab ID	**Matrix**	**Quantity of Containers**
BBK0210-37	Solid	1
Analysis	**Units**	**TAT**
EPA 8082	ug/kg	5

Client ID		Sample Date
C-50		11/10/2020 16:10
Lab ID	**Matrix**	**Quantity of Containers**
BBK0210-38	Solid	1
Analysis	**Units**	**TAT**
EPA 8082	ug/kg	5

Client ID		Sample Date
C-51		11/10/2020 16:20
Lab ID	**Matrix**	**Quantity of Containers**
BBK0210-39	Solid	1
Analysis	**Units**	**TAT**
EPA 8082	ug/kg	5

Client ID		Sample Date
C-52		11/10/2020 16:25
Lab ID	**Matrix**	**Quantity of Containers**
BBK0210-40	Solid	1
Analysis	**Units**	**TAT**
EPA 8082	ug/kg	5

The contents of this report apply to the sample(s) analyzed in accordance with the chain of custody document.
No duplication of this report is allowed, except in its entirety without written approval of the laboratory.

NV5	AETL Job Number:	BBK0210	Site:	30237 Morning View Drive	
3777 Long Beach Boulevard, Annex Building	Project Number:	SMSD-20-9850		Malibu, CA 90265	
Long Beach, CA 90807	Attention:	Jonathan Barkman			
	Project Name:	Juan Cabrillo Elementary School	Reported:	11/25/2020 11:27	

Samples Received

(Continued)

AETL received the following samples on 11/13/2020 with the following specifications

Project Name: 30237 Morning View Drive
Site: Malibu, CA 90265

Client ID		Sample Date
A-01		11/10/2020 16:30
Lab ID	**Matrix**	**Quantity of Containers**
BBK0210-41	Solid	1
Analysis	**Units**	**TAT**
EPA 8082	ug/kg	5

Client ID		Sample Date
A-02		11/10/2020 16:35
Lab ID	**Matrix**	**Quantity of Containers**
BBK0210-42	Solid	1
Analysis	**Units**	**TAT**
EPA 8082	ug/kg	5

Client ID		Sample Date
A-03		11/10/2020 16:40
Lab ID	**Matrix**	**Quantity of Containers**
BBK0210-43	Solid	1
Analysis	**Units**	**TAT**
EPA 8082	ug/kg	5

Client ID		Sample Date
A-04		11/10/2020 16:45
Lab ID	**Matrix**	**Quantity of Containers**
BBK0210-44	Solid	1
Analysis	**Units**	**TAT**
EPA 8082	ug/kg	5

The contents of this report apply to the sample(s) analyzed in accordance with the chain of custody document.
No duplication of this report is allowed, except in its entirety without written approval of the laboratory.

NV5	AETL Job Number:	BBK0210	Site:	30237 Morning View Drive	
3777 Long Beach Boulevard, Annex Building	Project Number:	SMSD-20-9850		Malibu, CA 90265	
Long Beach, CA 90807	Attention:	Jonathan Barkman			
	Project Name:	Juan Cabrillo Elementary School	Reported:	11/25/2020 11:27	

Samples Received

(Continued)

AETL received the following samples on 11/13/2020 with the following specifications

Project Name: 30237 Morning View Drive
Site: Malibu, CA 90265

Client ID		Sample Date
A-05		11/10/2020 16:50
Lab ID	**Matrix**	**Quantity of Containers**
BBK0210-45	Solid	1
Analysis	**Units**	**TAT**
EPA 8082	ug/kg	5

Client ID		Sample Date
A-06		11/11/2020 7:30
Lab ID	**Matrix**	**Quantity of Containers**
BBK0210-46	Solid	1
Analysis	**Units**	**TAT**
EPA 8082	ug/kg	5

Client ID		Sample Date
A-07		11/11/2020 7:40
Lab ID	**Matrix**	**Quantity of Containers**
BBK0210-47	Solid	1
Analysis	**Units**	**TAT**
EPA 8082	ug/kg	5

Client ID		Sample Date
A-08		11/11/2020 7:50
Lab ID	**Matrix**	**Quantity of Containers**
BBK0210-48	Solid	1
Analysis	**Units**	**TAT**
EPA 8082	ug/kg	5

The contents of this report apply to the sample(s) analyzed in accordance with the chain of custody document.
No duplication of this report is allowed, except in its entirety without written approval of the laboratory.

NV5	AETL Job Number:	BBK0210	Site:	30237 Morning View Drive	
3777 Long Beach Boulevard, Annex Building	Project Number:	SMSD-20-9850		Malibu, CA 90265	
Long Beach, CA 90807	Attention:	Jonathan Barkman			
	Project Name:	Juan Cabrillo Elementary School	Reported:	11/25/2020 11:27	

Samples Received

(Continued)

AETL received the following samples on 11/13/2020 with the following specifications

Project Name: 30237 Morning View Drive
Site: Malibu, CA 90265

Client ID		Sample Date
A-09		11/11/2020 7:55
Lab ID	**Matrix**	**Quantity of Containers**
BBK0210-49	Solid	1
Analysis	**Units**	**TAT**
EPA 8082	ug/kg	5

Client ID		Sample Date
A-10		11/11/2020 8:00
Lab ID	**Matrix**	**Quantity of Containers**
BBK0210-50	Solid	1
Analysis	**Units**	**TAT**
EPA 8082	ug/kg	5

Client ID		Sample Date
A-11		11/11/2020 8:10
Lab ID	**Matrix**	**Quantity of Containers**
BBK0210-51	Solid	1
Analysis	**Units**	**TAT**
EPA 8082	ug/kg	5

Client ID		Sample Date
A-12		11/11/2020 8:15
Lab ID	**Matrix**	**Quantity of Containers**
BBK0210-52	Solid	1
Analysis	**Units**	**TAT**
EPA 8082	ug/kg	5

The contents of this report apply to the sample(s) analyzed in accordance with the chain of custody document.
No duplication of this report is allowed, except in its entirety without written approval of the laboratory.

NV5	AETL Job Number:	BBK0210	Site:	30237 Morning View Drive	
3777 Long Beach Boulevard, Annex Building	Project Number:	SMSD-20-9850		Malibu, CA 90265	
Long Beach, CA 90807	Attention:	Jonathan Barkman			
	Project Name:	Juan Cabrillo Elementary School	Reported:	11/25/2020 11:27	

Samples Received

(Continued)

AETL received the following samples on 11/13/2020 with the following specifications

Project Name: 30237 Morning View Drive
Site: Malibu, CA 90265

Client ID		Sample Date
A-13		11/11/2020 8:20
Lab ID	**Matrix**	**Quantity of Containers**
BBK0210-53	Solid	1
Analysis	**Units**	**TAT**
EPA 8082	ug/kg	5

Client ID		Sample Date
A-14		11/11/2020 8:30
Lab ID	**Matrix**	**Quantity of Containers**
BBK0210-54	Solid	1
Analysis	**Units**	**TAT**
EPA 8082	ug/kg	5

Client ID		Sample Date
A-15		11/11/2020 8:35
Lab ID	**Matrix**	**Quantity of Containers**
BBK0210-55	Solid	1
Analysis	**Units**	**TAT**
EPA 8082	ug/kg	5

Client ID		Sample Date
A-16		11/11/2020 8:40
Lab ID	**Matrix**	**Quantity of Containers**
BBK0210-56	Solid	1
Analysis	**Units**	**TAT**
EPA 8082	ug/kg	5

The contents of this report apply to the sample(s) analyzed in accordance with the chain of custody document.
No duplication of this report is allowed, except in its entirety without written approval of the laboratory.

NV5	AETL Job Number:	BBK0210	Site:	30237 Morning View Drive	
3777 Long Beach Boulevard, Annex Building	Project Number:	SMSD-20-9850		Malibu, CA 90265	
Long Beach, CA 90807	Attention:	Jonathan Barkman			
	Project Name:	Juan Cabrillo Elementary School	Reported:	11/25/2020 11:27	

Samples Received

(Continued)

AETL received the following samples on 11/13/2020 with the following specifications

Project Name: 30237 Morning View Drive
Site: Malibu, CA 90265

Client ID		Sample Date
A-17		11/11/2020 8:45
Lab ID	**Matrix**	**Quantity of Containers**
BBK0210-57	Solid	1
Analysis	**Units**	**TAT**
EPA 8082	ug/kg	5

Client ID		Sample Date
A-18		11/11/2020 8:55
Lab ID	**Matrix**	**Quantity of Containers**
BBK0210-58	Solid	1
Analysis	**Units**	**TAT**
EPA 8082	ug/kg	5

Client ID		Sample Date
A-19		11/11/2020 9:05
Lab ID	**Matrix**	**Quantity of Containers**
BBK0210-59	Solid	1
Analysis	**Units**	**TAT**
EPA 8082	ug/kg	5

Client ID		Sample Date
A-20		11/11/2020 9:15
Lab ID	**Matrix**	**Quantity of Containers**
BBK0210-60	Solid	1
Analysis	**Units**	**TAT**
EPA 8082	ug/kg	5

The contents of this report apply to the sample(s) analyzed in accordance with the chain of custody document.
No duplication of this report is allowed, except in its entirety without written approval of the laboratory.

AMERICAN ENVIRONMENTAL TESTING LABORATORY
2834 North Naomi Street Burbank, CA 91504 • ELAP# 1541 & 2402 • LACSD# 10181
TEL (888) 288-AETL • (818) 845-8200 • www.aetlab.com
A KYZER LABS COMPANY

NV5	AETL Job Number:	BBK0210	Site:	30237 Morning View Drive Malibu, CA 90265
3777 Long Beach Boulevard, Annex Building	Project Number:	SMSD-20-9850		
Long Beach, CA 90807	Attention:	Jonathan Barkman		
	Project Name:	Juan Cabrillo Elementary School	Reported:	11/25/2020 11:27

Total Number of Samples received: **60**

The contents of this report apply to the sample(s) analyzed in accordance with the chain of custody document.
No duplication of this report is allowed, except in its entirety without written approval of the laboratory.

AMERICAN ENVIRONMENTAL TESTING LABORATORY
2834 North Naomi Street Burbank, CA 91504 • ELAP# 1541 & 2402 • LACSD# 10181
TEL (888) 288-AETL • (818) 845-8200 • www.aetlab.com
A KYZER LABS COMPANY

NV5	AETL Job Number:	BBK0210	Site:	30237 Morning View Drive Malibu, CA 90265
3777 Long Beach Boulevard, Annex Building	Project Number:	SMSD-20-9850		
Long Beach, CA 90807	Attention:	Jonathan Barkman		
	Project Name:	Juan Cabrillo Elementary School	Reported:	11/25/2020 11:27

Positive Hits Summary

Lab ID	Client ID				Received
BBK0210-16	C-28				11/13/2020 16:50
Method	Analyte	Result	Qualifier	Unit	Analyzed
EPA 8082	Aroclor-1254 (PCB-1254)	27700		ug/kg	11/19/2020 00:43

Lab ID	Client ID				Received
BBK0210-17	C-29				11/13/2020 16:50
Method	Analyte	Result	Qualifier	Unit	Analyzed
EPA 8082	Aroclor-1254 (PCB-1254)	30200		ug/kg	11/19/2020 01:21

Lab ID	Client ID				Received
BBK0210-18	C-30				11/13/2020 16:50
Method	Analyte	Result	Qualifier	Unit	Analyzed
EPA 8082	Aroclor-1254 (PCB-1254)	16000		ug/kg	11/19/2020 01:41

The contents of this report apply to the sample(s) analyzed in accordance with the chain of custody document.
No duplication of this report is allowed, except in its entirety without written approval of the laboratory.

AMERICAN ENVIRONMENTAL TESTING LABORATORY
2834 North Naomi Street Burbank, CA 91504 • ELAP# 1541 & 2402 • LACSD# 10181
TEL (888) 288-AETL • (818) 845-8200 • www.aetlab.com
A KYZER LABS COMPANY

NV5	AETL Job Number:	BBK0210	Site:	30237 Morning View Drive Malibu, CA 90265
3777 Long Beach Boulevard, Annex Building	Project Number:	SMSD-20-9850		
Long Beach, CA 90807	Attention:	Jonathan Barkman		
	Project Name:	Juan Cabrillo Elementary School	Reported:	11/25/2020 11:27

Analytical Results

Client ID: **F-18**
Lab ID: **BBK0210-01 (Solid)** **Sampled:** **11/10/20 9:50**

Analyte	Result	Qualifier	Dilution	MDL	RL	Units	Prepared Date/Time	Analyzed Date/Time	Batch	Analyst Initials	Prep. Method
PCBs											
Method: EPA 8082											
Aroclor-1016 (PCB-1016)	ND	D	2	100	250	ug/kg	11/17/20 13:37	11/18/20 19:32	B0K0492	ATS	3540C
Aroclor-1221 (PCB-1221)	ND	D	2	100	250	ug/kg	11/17/20 13:37	11/18/20 19:32	B0K0492	ATS	3540C
Aroclor-1232 (PCB-1232)	ND	D	2	100	250	ug/kg	11/17/20 13:37	11/18/20 19:32	B0K0492	ATS	3540C
Aroclor-1242 (PCB-1242)	ND	D	2	100	250	ug/kg	11/17/20 13:37	11/18/20 19:32	B0K0492	ATS	3540C
Aroclor-1248 (PCB-1248)	ND	D	2	100	250	ug/kg	11/17/20 13:37	11/18/20 19:32	B0K0492	ATS	3540C
Aroclor-1254 (PCB-1254)	ND	D	2	100	250	ug/kg	11/17/20 13:37	11/18/20 19:32	B0K0492	ATS	3540C
Aroclor-1260 (PCB-1260)	ND	D	2	100	250	ug/kg	11/17/20 13:37	11/18/20 19:32	B0K0492	ATS	3540C
Aroclor-1262 (PCB-1262)	ND	D	2	100	250	ug/kg	11/17/20 13:37	11/18/20 19:32	B0K0492	ATS	3540C
Aroclor-1268 (PCB-1268)	ND	D	2	100	250	ug/kg	11/17/20 13:37	11/18/20 19:32	B0K0492	ATS	3540C
	Recovery				Acceptance Criteria						
Surrogate: Decachlorobiphenyl	*75.7% D*				*30-150*		11/17/20 13:37	*11/18/20 19:32*	B0K0492	*ATS*	3540C
Surrogate: Tetrachloro-m-xylene	*90.7% D*				*30-150*		11/17/20 13:37	*11/18/20 19:32*	B0K0492	*ATS*	3540C

The contents of this report apply to the sample(s) analyzed in accordance with the chain of custody document.
No duplication of this report is allowed, except in its entirety without written approval of the laboratory.

NV5	AETL Job Number:	BBK0210	Site:	30237 Morning View Drive	
3777 Long Beach Boulevard, Annex Building	Project Number:	SMSD-20-9850		Malibu, CA 90265	
Long Beach, CA 90807	Attention:	Jonathan Barkman			
	Project Name:	Juan Cabrillo Elementary School	Reported:	11/25/2020 11:27	

Analytical Results

Client ID: **F-20**

Lab ID: **BBK0210-02 (Solid)** **Sampled:** **11/10/20 10:00**

Analyte	Result	Qualifier	Dilution	MDL	RL	Units	Prepared Date/Time	Analyzed Date/Time	Batch	Analyst Initials	Prep. Method
PCBs											
Method: EPA 8082											
Aroclor-1016 (PCB-1016)	ND	D	5	100	250	ug/kg	11/17/20 13:37	11/18/20 19:51	B0K0492	ATS	3540C
Aroclor-1221 (PCB-1221)	ND	D	5	100	250	ug/kg	11/17/20 13:37	11/18/20 19:51	B0K0492	ATS	3540C
Aroclor-1232 (PCB-1232)	ND	D	5	100	250	ug/kg	11/17/20 13:37	11/18/20 19:51	B0K0492	ATS	3540C
Aroclor-1242 (PCB-1242)	ND	D	5	100	250	ug/kg	11/17/20 13:37	11/18/20 19:51	B0K0492	ATS	3540C
Aroclor-1248 (PCB-1248)	ND	D	5	100	250	ug/kg	11/17/20 13:37	11/18/20 19:51	B0K0492	ATS	3540C
Aroclor-1254 (PCB-1254)	ND	D	5	100	250	ug/kg	11/17/20 13:37	11/18/20 19:51	B0K0492	ATS	3540C
Aroclor-1260 (PCB-1260)	ND	D	5	100	250	ug/kg	11/17/20 13:37	11/18/20 19:51	B0K0492	ATS	3540C
Aroclor-1262 (PCB-1262)	ND	D	5	100	250	ug/kg	11/17/20 13:37	11/18/20 19:51	B0K0492	ATS	3540C
Aroclor-1268 (PCB-1268)	ND	D	5	100	250	ug/kg	11/17/20 13:37	11/18/20 19:51	B0K0492	ATS	3540C
	Recovery				Acceptance Criteria						
Surrogate: Decachlorobiphenyl	*76.6%*	*D*			*30-150*		11/17/20 13:37	*11/18/20 19:51*	B0K0492	*ATS*	3540C
Surrogate: Tetrachloro-m-xylene	*136%*	*D*			*30-150*		11/17/20 13:37	*11/18/20 19:51*	B0K0492	*ATS*	3540C

The contents of this report apply to the sample(s) analyzed in accordance with the chain of custody document.
No duplication of this report is allowed, except in its entirety without written approval of the laboratory.

AMERICAN ENVIRONMENTAL TESTING LABORATORY
2834 North Naomi Street Burbank, CA 91504 • ELAP# 1541 & 2402 • LACSD# 10181
TEL (888) 288-AETL • (818) 845-8200 • www.aetlab.com
A KYZER LABS COMPANY

NV5	AETL Job Number:	BBK0210	Site:	30237 Morning View Drive Malibu, CA 90265
3777 Long Beach Boulevard, Annex Building	Project Number:	SMSD-20-9850		
Long Beach, CA 90807	Attention:	Jonathan Barkman		
	Project Name:	Juan Cabrillo Elementary School	Reported:	11/25/2020 11:27

Analytical Results

Client ID: **F-21**
Lab ID: **BBK0210-03 (Solid)** **Sampled:** **11/10/20 10:10**

Analyte	Result	Qualifier	Dilution	MDL	RL	Units	Prepared Date/Time	Analyzed Date/Time	Batch	Analyst Initials	Prep. Method
PCBs											
Method: EPA 8082											
Aroclor-1016 (PCB-1016)	ND	D	5	100	250	ug/kg	11/17/20 13:37	11/18/20 20:10	B0K0492	ATS	3540C
Aroclor-1221 (PCB-1221)	ND	D	5	100	250	ug/kg	11/17/20 13:37	11/18/20 20:10	B0K0492	ATS	3540C
Aroclor-1232 (PCB-1232)	ND	D	5	100	250	ug/kg	11/17/20 13:37	11/18/20 20:10	B0K0492	ATS	3540C
Aroclor-1242 (PCB-1242)	ND	D	5	100	250	ug/kg	11/17/20 13:37	11/18/20 20:10	B0K0492	ATS	3540C
Aroclor-1248 (PCB-1248)	ND	D	5	100	250	ug/kg	11/17/20 13:37	11/18/20 20:10	B0K0492	ATS	3540C
Aroclor-1254 (PCB-1254)	ND	D	5	100	250	ug/kg	11/17/20 13:37	11/18/20 20:10	B0K0492	ATS	3540C
Aroclor-1260 (PCB-1260)	ND	D	5	100	250	ug/kg	11/17/20 13:37	11/18/20 20:10	B0K0492	ATS	3540C
Aroclor-1262 (PCB-1262)	ND	D	5	100	250	ug/kg	11/17/20 13:37	11/18/20 20:10	B0K0492	ATS	3540C
Aroclor-1268 (PCB-1268)	ND	D	5	100	250	ug/kg	11/17/20 13:37	11/18/20 20:10	B0K0492	ATS	3540C
	Recovery				Acceptance Criteria						
Surrogate: Decachlorobiphenyl	*75.4% D*				*30-150*		11/17/20 13:37	*11/18/20 20:10*	B0K0492	*ATS*	3540C
Surrogate: Tetrachloro-m-xylene	*100% D*				*30-150*		11/17/20 13:37	*11/18/20 20:10*	B0K0492	*ATS*	3540C

The contents of this report apply to the sample(s) analyzed in accordance with the chain of custody document.
No duplication of this report is allowed, except in its entirety without written approval of the laboratory.

NV5	AETL Job Number:	BBK0210	Site:	30237 Morning View Drive	
3777 Long Beach Boulevard, Annex Building	Project Number:	SMSD-20-9850		Malibu, CA 90265	
Long Beach, CA 90807	Attention:	Jonathan Barkman			
	Project Name:	Juan Cabrillo Elementary School	Reported:	11/25/2020 11:27	

Analytical Results

Client ID: **F-29**

Lab ID: **BBK0210-04 (Solid)** **Sampled:** **11/10/20 10:20**

Analyte	Result	Qualifier	Dilution	MDL	RL	Units	Prepared Date/Time	Analyzed Date/Time	Batch	Analyst Initials	Prep. Method
PCBs											
Method: EPA 8082											
Aroclor-1016 (PCB-1016)	ND	D	5	100	250	ug/kg	11/17/20 13:37	11/18/20 20:30	B0K0492	ATS	3540C
Aroclor-1221 (PCB-1221)	ND	D	5	100	250	ug/kg	11/17/20 13:37	11/18/20 20:30	B0K0492	ATS	3540C
Aroclor-1232 (PCB-1232)	ND	D	5	100	250	ug/kg	11/17/20 13:37	11/18/20 20:30	B0K0492	ATS	3540C
Aroclor-1242 (PCB-1242)	ND	D	5	100	250	ug/kg	11/17/20 13:37	11/18/20 20:30	B0K0492	ATS	3540C
Aroclor-1248 (PCB-1248)	ND	D	5	100	250	ug/kg	11/17/20 13:37	11/18/20 20:30	B0K0492	ATS	3540C
Aroclor-1254 (PCB-1254)	ND	D	5	100	250	ug/kg	11/17/20 13:37	11/18/20 20:30	B0K0492	ATS	3540C
Aroclor-1260 (PCB-1260)	ND	D	5	100	250	ug/kg	11/17/20 13:37	11/18/20 20:30	B0K0492	ATS	3540C
Aroclor-1262 (PCB-1262)	ND	D	5	100	250	ug/kg	11/17/20 13:37	11/18/20 20:30	B0K0492	ATS	3540C
Aroclor-1268 (PCB-1268)	ND	D	5	100	250	ug/kg	11/17/20 13:37	11/18/20 20:30	B0K0492	ATS	3540C
	Recovery				Acceptance Criteria						
Surrogate: Decachlorobiphenyl	*75.6% D*				*30-150*		11/17/20 13:37	*11/18/20 20:30*	B0K0492	*ATS*	3540C
Surrogate: Tetrachloro-m-xylene	*93.0% D*				*30-150*		11/17/20 13:37	*11/18/20 20:30*	B0K0492	*ATS*	3540C

The contents of this report apply to the sample(s) analyzed in accordance with the chain of custody document.
No duplication of this report is allowed, except in its entirety without written approval of the laboratory.

AMERICAN ENVIRONMENTAL TESTING LABORATORY
2834 North Naomi Street Burbank, CA 91504 • ELAP# 1541 & 2402 • LACSD# 10181
TEL (888) 288-AETL • (818) 845-8200 • www.aetlab.com
A KYZER LABS COMPANY

NV5	AETL Job Number:	BBK0210	Site:	30237 Morning View Drive	
3777 Long Beach Boulevard, Annex Building	Project Number:	SMSD-20-9850		Malibu, CA 90265	
Long Beach, CA 90807	Attention:	Jonathan Barkman			
	Project Name:	Juan Cabrillo Elementary School	Reported:	11/25/2020 11:27	

Analytical Results

Client ID: **F-30**
Lab ID: **BBK0210-05 (Solid)** **Sampled:** **11/10/20 10:30**

Analyte	Result	Qualifier	Dilution	MDL	RL	Units	Prepared Date/Time	Analyzed Date/Time	Batch	Analyst Initials	Prep. Method
PCBs											
Method: EPA 8082											
Aroclor-1016 (PCB-1016)	ND	D	5	100	250	ug/kg	11/17/20 13:37	11/18/20 20:49	B0K0492	ATS	3540C
Aroclor-1221 (PCB-1221)	ND	D	5	100	250	ug/kg	11/17/20 13:37	11/18/20 20:49	B0K0492	ATS	3540C
Aroclor-1232 (PCB-1232)	ND	D	5	100	250	ug/kg	11/17/20 13:37	11/18/20 20:49	B0K0492	ATS	3540C
Aroclor-1242 (PCB-1242)	ND	D	5	100	250	ug/kg	11/17/20 13:37	11/18/20 20:49	B0K0492	ATS	3540C
Aroclor-1248 (PCB-1248)	ND	D	5	100	250	ug/kg	11/17/20 13:37	11/18/20 20:49	B0K0492	ATS	3540C
Aroclor-1254 (PCB-1254)	ND	D	5	100	250	ug/kg	11/17/20 13:37	11/18/20 20:49	B0K0492	ATS	3540C
Aroclor-1260 (PCB-1260)	ND	D	5	100	250	ug/kg	11/17/20 13:37	11/18/20 20:49	B0K0492	ATS	3540C
Aroclor-1262 (PCB-1262)	ND	D	5	100	250	ug/kg	11/17/20 13:37	11/18/20 20:49	B0K0492	ATS	3540C
Aroclor-1268 (PCB-1268)	ND	D	5	100	250	ug/kg	11/17/20 13:37	11/18/20 20:49	B0K0492	ATS	3540C
	Recovery				Acceptance Criteria						
Surrogate: Decachlorobiphenyl	*84.6% D*				*30-150*		11/17/20 13:37	*11/18/20 20:49*	B0K0492	*ATS*	3540C
Surrogate: Tetrachloro-m-xylene	*95.2% D*				*30-150*		11/17/20 13:37	*11/18/20 20:49*	B0K0492	*ATS*	3540C

The contents of this report apply to the sample(s) analyzed in accordance with the chain of custody document.
No duplication of this report is allowed, except in its entirety without written approval of the laboratory.

AMERICAN ENVIRONMENTAL TESTING LABORATORY
2834 North Naomi Street Burbank, CA 91504 • ELAP# 1541 & 2402 • LACSD# 10181
TEL (888) 288-AETL • (818) 845-8200 • www.aetlab.com
A KYZER LABS COMPANY

NV5	AETL Job Number:	BBK0210	Site:	30237 Morning View Drive Malibu, CA 90265
3777 Long Beach Boulevard, Annex Building	Project Number:	SMSD-20-9850		
Long Beach, CA 90807	Attention:	Jonathan Barkman		
	Project Name:	Juan Cabrillo Elementary School	Reported:	11/25/2020 11:27

Analytical Results

Client ID: **F-31**
Lab ID: **BBK0210-06 (Solid)** **Sampled:** **11/10/20 10:40**

Analyte	Result	Qualifier	Dilution	MDL	RL	Units	Prepared Date/Time	Analyzed Date/Time	Batch	Analyst Initials	Prep. Method
PCBs											
Method: EPA 8082											
Aroclor-1016 (PCB-1016)	ND	D	5	100	250	ug/kg	11/17/20 13:37	11/18/20 21:28	B0K0492	ATS	3540C
Aroclor-1221 (PCB-1221)	ND	D	5	100	250	ug/kg	11/17/20 13:37	11/18/20 21:28	B0K0492	ATS	3540C
Aroclor-1232 (PCB-1232)	ND	D	5	100	250	ug/kg	11/17/20 13:37	11/18/20 21:28	B0K0492	ATS	3540C
Aroclor-1242 (PCB-1242)	ND	D	5	100	250	ug/kg	11/17/20 13:37	11/18/20 21:28	B0K0492	ATS	3540C
Aroclor-1248 (PCB-1248)	ND	D	5	100	250	ug/kg	11/17/20 13:37	11/18/20 21:28	B0K0492	ATS	3540C
Aroclor-1254 (PCB-1254)	ND	D	5	100	250	ug/kg	11/17/20 13:37	11/18/20 21:28	B0K0492	ATS	3540C
Aroclor-1260 (PCB-1260)	ND	D	5	100	250	ug/kg	11/17/20 13:37	11/18/20 21:28	B0K0492	ATS	3540C
Aroclor-1262 (PCB-1262)	ND	D	5	100	250	ug/kg	11/17/20 13:37	11/18/20 21:28	B0K0492	ATS	3540C
Aroclor-1268 (PCB-1268)	ND	D	5	100	250	ug/kg	11/17/20 13:37	11/18/20 21:28	B0K0492	ATS	3540C
	Recovery				Acceptance Criteria						
Surrogate: Decachlorobiphenyl	*52.1% D*				*30-150*		11/17/20 13:37	*11/18/20 21:28*	B0K0492	*ATS*	3540C
Surrogate: Tetrachloro-m-xylene	*74.4% D*				*30-150*		11/17/20 13:37	*11/18/20 21:28*	B0K0492	*ATS*	3540C

The contents of this report apply to the sample(s) analyzed in accordance with the chain of custody document.
No duplication of this report is allowed, except in its entirety without written approval of the laboratory.

AMERICAN ENVIRONMENTAL TESTING LABORATORY
2834 North Naomi Street Burbank, CA 91504 • ELAP# 1541 & 2402 • LACSD# 10181
TEL (888) 288-AETL • (818) 845-8200 • www.aetlab.com
A KYZER LABS COMPANY

NV5	AETL Job Number:	BBK0210	Site:	30237 Morning View Drive Malibu, CA 90265
3777 Long Beach Boulevard, Annex Building	Project Number:	SMSD-20-9850		
Long Beach, CA 90807	Attention:	Jonathan Barkman		
	Project Name:	Juan Cabrillo Elementary School	Reported:	11/25/2020 11:27

Analytical Results

Client ID: **F-35**
Lab ID: **BBK0210-07 (Solid)** **Sampled:** **11/10/20 10:45**

Analyte	Result	Qualifier	Dilution	MDL	RL	Units	Prepared Date/Time	Analyzed Date/Time	Batch	Analyst Initials	Prep. Method
PCBs											
Method: EPA 8082											
Aroclor-1016 (PCB-1016)	ND	D	5	50.0	125	ug/kg	11/17/20 13:37	11/18/20 21:48	B0K0492	ATS	3540C
Aroclor-1221 (PCB-1221)	ND	D	5	50.0	125	ug/kg	11/17/20 13:37	11/18/20 21:48	B0K0492	ATS	3540C
Aroclor-1232 (PCB-1232)	ND	D	5	50.0	125	ug/kg	11/17/20 13:37	11/18/20 21:48	B0K0492	ATS	3540C
Aroclor-1242 (PCB-1242)	ND	D	5	50.0	125	ug/kg	11/17/20 13:37	11/18/20 21:48	B0K0492	ATS	3540C
Aroclor-1248 (PCB-1248)	ND	D	5	50.0	125	ug/kg	11/17/20 13:37	11/18/20 21:48	B0K0492	ATS	3540C
Aroclor-1254 (PCB-1254)	ND	D	5	50.0	125	ug/kg	11/17/20 13:37	11/18/20 21:48	B0K0492	ATS	3540C
Aroclor-1260 (PCB-1260)	ND	D	5	50.0	125	ug/kg	11/17/20 13:37	11/18/20 21:48	B0K0492	ATS	3540C
Aroclor-1262 (PCB-1262)	ND	D	5	50.0	125	ug/kg	11/17/20 13:37	11/18/20 21:48	B0K0492	ATS	3540C
Aroclor-1268 (PCB-1268)	ND	D	5	50.0	125	ug/kg	11/17/20 13:37	11/18/20 21:48	B0K0492	ATS	3540C
	Recovery				Acceptance Criteria						
Surrogate: Decachlorobiphenyl	*59.5% D*				*30-150*		11/17/20 13:37	*11/18/20 21:48*	B0K0492	*ATS*	3540C
Surrogate: Tetrachloro-m-xylene	*80.1% D*				*30-150*		11/17/20 13:37	*11/18/20 21:48*	B0K0492	*ATS*	3540C

The contents of this report apply to the sample(s) analyzed in accordance with the chain of custody document.
No duplication of this report is allowed, except in its entirety without written approval of the laboratory.

AMERICAN ENVIRONMENTAL TESTING LABORATORY
2834 North Naomi Street Burbank, CA 91504 • ELAP# 1541 & 2402 • LACSD# 10181
TEL (888) 288-AETL • (818) 845-8200 • www.aetlab.com
A KYZER LABS COMPANY

NV5	AETL Job Number:	BBK0210	Site:	30237 Morning View Drive	
3777 Long Beach Boulevard, Annex Building	Project Number:	SMSD-20-9850		Malibu, CA 90265	
Long Beach, CA 90807	Attention:	Jonathan Barkman			
	Project Name:	Juan Cabrillo Elementary School	Reported:	11/25/2020 11:27	

Analytical Results

Client ID: **F-36**
Lab ID: **BBK0210-08 (Solid)** **Sampled:** **11/10/20 10:50**

PCBs

Method: EPA 8082

Analyte	Result	Qualifier	Dilution	MDL	RL	Units	Prepared Date/Time	Analyzed Date/Time	Batch	Analyst Initials	Prep. Method
Aroclor-1016 (PCB-1016)	ND	D	5	50.0	125	ug/kg	11/17/20 13:37	11/18/20 22:07	B0K0492	ATS	3540C
Aroclor-1221 (PCB-1221)	ND	D	5	50.0	125	ug/kg	11/17/20 13:37	11/18/20 22:07	B0K0492	ATS	3540C
Aroclor-1232 (PCB-1232)	ND	D	5	50.0	125	ug/kg	11/17/20 13:37	11/18/20 22:07	B0K0492	ATS	3540C
Aroclor-1242 (PCB-1242)	ND	D	5	50.0	125	ug/kg	11/17/20 13:37	11/18/20 22:07	B0K0492	ATS	3540C
Aroclor-1248 (PCB-1248)	ND	D	5	50.0	125	ug/kg	11/17/20 13:37	11/18/20 22:07	B0K0492	ATS	3540C
Aroclor-1254 (PCB-1254)	ND	D	5	50.0	125	ug/kg	11/17/20 13:37	11/18/20 22:07	B0K0492	ATS	3540C
Aroclor-1260 (PCB-1260)	ND	D	5	50.0	125	ug/kg	11/17/20 13:37	11/18/20 22:07	B0K0492	ATS	3540C
Aroclor-1262 (PCB-1262)	ND	D	5	50.0	125	ug/kg	11/17/20 13:37	11/18/20 22:07	B0K0492	ATS	3540C
Aroclor-1268 (PCB-1268)	ND	D	5	50.0	125	ug/kg	11/17/20 13:37	11/18/20 22:07	B0K0492	ATS	3540C
	Recovery				Acceptance Criteria						
Surrogate: Decachlorobiphenyl	*82.7% D*				*30-150*		11/17/20 13:37	*11/18/20 22:07*	B0K0492	*ATS*	3540C
Surrogate: Tetrachloro-m-xylene	*88.2% D*				*30-150*		11/17/20 13:37	*11/18/20 22:07*	B0K0492	*ATS*	3540C

The contents of this report apply to the sample(s) analyzed in accordance with the chain of custody document.
No duplication of this report is allowed, except in its entirety without written approval of the laboratory.

AMERICAN ENVIRONMENTAL TESTING LABORATORY
2834 North Naomi Street Burbank, CA 91504 • ELAP# 1541 & 2402 • LACSD# 10181
TEL (888) 288-AETL • (818) 845-8200 • www.aetlab.com
A KYZER LABS COMPANY

NV5	AETL Job Number:	BBK0210	Site:	30237 Morning View Drive Malibu, CA 90265
3777 Long Beach Boulevard, Annex Building	Project Number:	SMSD-20-9850		
Long Beach, CA 90807	Attention:	Jonathan Barkman		
	Project Name:	Juan Cabrillo Elementary School	Reported:	11/25/2020 11:27

Analytical Results

Client ID: **F-37**
Lab ID: **BBK0210-09 (Solid)** **Sampled:** **11/10/20 12:20**

Analyte	Result	Qualifier	Dilution	MDL	RL	Units	Prepared Date/Time	Analyzed Date/Time	Batch	Analyst Initials	Prep. Method
PCBs											
Method: EPA 8082											
Aroclor-1016 (PCB-1016)	ND	D	5	50.0	125	ug/kg	11/17/20 13:37	11/18/20 22:26	B0K0492	ATS	3540C
Aroclor-1221 (PCB-1221)	ND	D	5	50.0	125	ug/kg	11/17/20 13:37	11/18/20 22:26	B0K0492	ATS	3540C
Aroclor-1232 (PCB-1232)	ND	D	5	50.0	125	ug/kg	11/17/20 13:37	11/18/20 22:26	B0K0492	ATS	3540C
Aroclor-1242 (PCB-1242)	ND	D	5	50.0	125	ug/kg	11/17/20 13:37	11/18/20 22:26	B0K0492	ATS	3540C
Aroclor-1248 (PCB-1248)	ND	D	5	50.0	125	ug/kg	11/17/20 13:37	11/18/20 22:26	B0K0492	ATS	3540C
Aroclor-1254 (PCB-1254)	ND	D	5	50.0	125	ug/kg	11/17/20 13:37	11/18/20 22:26	B0K0492	ATS	3540C
Aroclor-1260 (PCB-1260)	ND	D	5	50.0	125	ug/kg	11/17/20 13:37	11/18/20 22:26	B0K0492	ATS	3540C
Aroclor-1262 (PCB-1262)	ND	D	5	50.0	125	ug/kg	11/17/20 13:37	11/18/20 22:26	B0K0492	ATS	3540C
Aroclor-1268 (PCB-1268)	ND	D	5	50.0	125	ug/kg	11/17/20 13:37	11/18/20 22:26	B0K0492	ATS	3540C
	Recovery				Acceptance Criteria						
Surrogate: Decachlorobiphenyl	*60.5% D*				*30-150*		11/17/20 13:37	*11/18/20 22:26*	B0K0492	*ATS*	3540C
Surrogate: Tetrachloro-m-xylene	*72.7% D*				*30-150*		11/17/20 13:37	*11/18/20 22:26*	B0K0492	*ATS*	3540C

The contents of this report apply to the sample(s) analyzed in accordance with the chain of custody document.
No duplication of this report is allowed, except in its entirety without written approval of the laboratory.

AMERICAN ENVIRONMENTAL TESTING LABORATORY
2834 North Naomi Street Burbank, CA 91504 • ELAP# 1541 & 2402 • LACSD# 10181
TEL (888) 288-AETL • (818) 845-8200 • www.aetlab.com
A KYZER LABS COMPANY

NV5	AETL Job Number:	BBK0210	Site:	30237 Morning View Drive Malibu, CA 90265
3777 Long Beach Boulevard, Annex Building	Project Number:	SMSD-20-9850		
Long Beach, CA 90807	Attention:	Jonathan Barkman		
	Project Name:	Juan Cabrillo Elementary School	Reported:	11/25/2020 11:27

Analytical Results

Client ID: C-22

Lab ID: BBK0210-10 (Solid) **Sampled: 11/10/20 12:25**

PCBs

Method: EPA 8082

Analyte	Result	Qualifier	Dilution	MDL	RL	Units	Prepared Date/Time	Analyzed Date/Time	Batch	Analyst Initials	Prep. Method
Aroclor-1016 (PCB-1016)	ND	D	10	100	250	ug/kg	11/17/20 13:37	11/18/20 22:46	B0K0492	ATS	3540C
Aroclor-1221 (PCB-1221)	ND	D	10	100	250	ug/kg	11/17/20 13:37	11/18/20 22:46	B0K0492	ATS	3540C
Aroclor-1232 (PCB-1232)	ND	D	10	100	250	ug/kg	11/17/20 13:37	11/18/20 22:46	B0K0492	ATS	3540C
Aroclor-1242 (PCB-1242)	ND	D	10	100	250	ug/kg	11/17/20 13:37	11/18/20 22:46	B0K0492	ATS	3540C
Aroclor-1248 (PCB-1248)	ND	D	10	100	250	ug/kg	11/17/20 13:37	11/18/20 22:46	B0K0492	ATS	3540C
Aroclor-1254 (PCB-1254)	ND	D	10	100	250	ug/kg	11/17/20 13:37	11/18/20 22:46	B0K0492	ATS	3540C
Aroclor-1260 (PCB-1260)	ND	D	10	100	250	ug/kg	11/17/20 13:37	11/18/20 22:46	B0K0492	ATS	3540C
Aroclor-1262 (PCB-1262)	ND	D	10	100	250	ug/kg	11/17/20 13:37	11/18/20 22:46	B0K0492	ATS	3540C
Aroclor-1268 (PCB-1268)	ND	D	10	100	250	ug/kg	11/17/20 13:37	11/18/20 22:46	B0K0492	ATS	3540C
	Recovery				Acceptance Criteria						
Surrogate: Decachlorobiphenyl	*50.3% D*				*30-150*		11/17/20 13:37	*11/18/20 22:46*	B0K0492	*ATS*	3540C
Surrogate: Tetrachloro-m-xylene	*53.2% D*				*30-150*		11/17/20 13:37	*11/18/20 22:46*	B0K0492	*ATS*	3540C

The contents of this report apply to the sample(s) analyzed in accordance with the chain of custody document.
No duplication of this report is allowed, except in its entirety without written approval of the laboratory.

AMERICAN ENVIRONMENTAL TESTING LABORATORY
2834 North Naomi Street Burbank, CA 91504 • ELAP# 1541 & 2402 • LACSD# 10181
TEL (888) 288-AETL • (818) 845-8200 • www.aetlab.com
A KYZER LABS COMPANY

NV5	AETL Job Number:	BBK0210	Site:	30237 Morning View Drive Malibu, CA 90265
3777 Long Beach Boulevard, Annex Building	Project Number:	SMSD-20-9850		
Long Beach, CA 90807	Attention:	Jonathan Barkman		
	Project Name:	Juan Cabrillo Elementary School	Reported:	11/25/2020 11:27

Analytical Results

Client ID: **C-23**
Lab ID: **BBK0210-11 (Solid)** **Sampled:** **11/10/20 12:30**

Analyte	Result	Qualifier	Dilution	MDL	RL	Units	Prepared Date/Time	Analyzed Date/Time	Batch	Analyst Initials	Prep. Method
PCBs											
Method: EPA 8082											
Aroclor-1016 (PCB-1016)	ND	D	10	200	500	ug/kg	11/17/20 13:37	11/18/20 23:05	B0K0492	ATS	3540C
Aroclor-1221 (PCB-1221)	ND	D	10	200	500	ug/kg	11/17/20 13:37	11/18/20 23:05	B0K0492	ATS	3540C
Aroclor-1232 (PCB-1232)	ND	D	10	200	500	ug/kg	11/17/20 13:37	11/18/20 23:05	B0K0492	ATS	3540C
Aroclor-1242 (PCB-1242)	ND	D	10	200	500	ug/kg	11/17/20 13:37	11/18/20 23:05	B0K0492	ATS	3540C
Aroclor-1248 (PCB-1248)	ND	D	10	200	500	ug/kg	11/17/20 13:37	11/18/20 23:05	B0K0492	ATS	3540C
Aroclor-1254 (PCB-1254)	ND	D	10	200	500	ug/kg	11/17/20 13:37	11/18/20 23:05	B0K0492	ATS	3540C
Aroclor-1260 (PCB-1260)	ND	D	10	200	500	ug/kg	11/17/20 13:37	11/18/20 23:05	B0K0492	ATS	3540C
Aroclor-1262 (PCB-1262)	ND	D	10	200	500	ug/kg	11/17/20 13:37	11/18/20 23:05	B0K0492	ATS	3540C
Aroclor-1268 (PCB-1268)	ND	D	10	200	500	ug/kg	11/17/20 13:37	11/18/20 23:05	B0K0492	ATS	3540C
	Recovery				Acceptance Criteria						
Surrogate: Decachlorobiphenyl	*58.5% D*				*30-150*		11/17/20 13:37	*11/18/20 23:05*	B0K0492	*ATS*	3540C
Surrogate: Tetrachloro-m-xylene	*65.0% D*				*30-150*		11/17/20 13:37	*11/18/20 23:05*	B0K0492	*ATS*	3540C

The contents of this report apply to the sample(s) analyzed in accordance with the chain of custody document.
No duplication of this report is allowed, except in its entirety without written approval of the laboratory.

AMERICAN ENVIRONMENTAL TESTING LABORATORY
2834 North Naomi Street Burbank, CA 91504 • ELAP# 1541 & 2402 • LACSD# 10181
TEL (888) 288-AETL • (818) 845-8200 • www.aetlab.com
A KYZER LABS COMPANY

NV5	AETL Job Number:	BBK0210	Site:	30237 Morning View Drive Malibu, CA 90265
3777 Long Beach Boulevard, Annex Building	Project Number:	SMSD-20-9850		
Long Beach, CA 90807	Attention:	Jonathan Barkman		
	Project Name:	Juan Cabrillo Elementary School	Reported:	11/25/2020 11:27

Analytical Results

Client ID: **C-24**
Lab ID: **BBK0210-12 (Solid)** **Sampled:** **11/10/20 12:40**

Analyte	Result	Qualifier	Dilution	MDL	RL	Units	Prepared Date/Time	Analyzed Date/Time	Batch	Analyst Initials	Prep. Method
PCBs											
Method: EPA 8082											
Aroclor-1016 (PCB-1016)	ND	D	10	100	250	ug/kg	11/17/20 13:37	11/18/20 23:25	B0K0492	ATS	3540C
Aroclor-1221 (PCB-1221)	ND	D	10	100	250	ug/kg	11/17/20 13:37	11/18/20 23:25	B0K0492	ATS	3540C
Aroclor-1232 (PCB-1232)	ND	D	10	100	250	ug/kg	11/17/20 13:37	11/18/20 23:25	B0K0492	ATS	3540C
Aroclor-1242 (PCB-1242)	ND	D	10	100	250	ug/kg	11/17/20 13:37	11/18/20 23:25	B0K0492	ATS	3540C
Aroclor-1248 (PCB-1248)	ND	D	10	100	250	ug/kg	11/17/20 13:37	11/18/20 23:25	B0K0492	ATS	3540C
Aroclor-1254 (PCB-1254)	ND	D	10	100	250	ug/kg	11/17/20 13:37	11/18/20 23:25	B0K0492	ATS	3540C
Aroclor-1260 (PCB-1260)	ND	D	10	100	250	ug/kg	11/17/20 13:37	11/18/20 23:25	B0K0492	ATS	3540C
Aroclor-1262 (PCB-1262)	ND	D	10	100	250	ug/kg	11/17/20 13:37	11/18/20 23:25	B0K0492	ATS	3540C
Aroclor-1268 (PCB-1268)	ND	D	10	100	250	ug/kg	11/17/20 13:37	11/18/20 23:25	B0K0492	ATS	3540C
	Recovery				Acceptance Criteria						
Surrogate: Decachlorobiphenyl	*54.1% D*				*30-150*		11/17/20 13:37	*11/18/20 23:25*	B0K0492	*ATS*	3540C
Surrogate: Tetrachloro-m-xylene	*47.7% D*				*30-150*		11/17/20 13:37	*11/18/20 23:25*	B0K0492	*ATS*	3540C

The contents of this report apply to the sample(s) analyzed in accordance with the chain of custody document.
No duplication of this report is allowed, except in its entirety without written approval of the laboratory.

AMERICAN ENVIRONMENTAL TESTING LABORATORY
2834 North Naomi Street Burbank, CA 91504 • ELAP# 1541 & 2402 • LACSD# 10181
TEL (888) 288-AETL • (818) 845-8200 • www.aetlab.com
A KYZER LABS COMPANY

NV5	AETL Job Number:	BBK0210	Site:	30237 Morning View Drive Malibu, CA 90265
3777 Long Beach Boulevard, Annex Building	Project Number:	SMSD-20-9850		
Long Beach, CA 90807	Attention:	Jonathan Barkman		
	Project Name:	Juan Cabrillo Elementary School	Reported:	11/25/2020 11:27

Analytical Results

Client ID: **C-25**
Lab ID: **BBK0210-13 (Solid)** **Sampled:** **11/10/20 12:50**

PCBs

Method: EPA 8082

Analyte	Result	Qualifier	Dilution	MDL	RL	Units	Prepared Date/Time	Analyzed Date/Time	Batch	Analyst Initials	Prep. Method
Aroclor-1016 (PCB-1016)	ND	D	5	100	250	ug/kg	11/17/20 13:37	11/18/20 23:44	B0K0492	ATS	3540C
Aroclor-1221 (PCB-1221)	ND	D	5	100	250	ug/kg	11/17/20 13:37	11/18/20 23:44	B0K0492	ATS	3540C
Aroclor-1232 (PCB-1232)	ND	D	5	100	250	ug/kg	11/17/20 13:37	11/18/20 23:44	B0K0492	ATS	3540C
Aroclor-1242 (PCB-1242)	ND	D	5	100	250	ug/kg	11/17/20 13:37	11/18/20 23:44	B0K0492	ATS	3540C
Aroclor-1248 (PCB-1248)	ND	D	5	100	250	ug/kg	11/17/20 13:37	11/18/20 23:44	B0K0492	ATS	3540C
Aroclor-1254 (PCB-1254)	ND	D	5	100	250	ug/kg	11/17/20 13:37	11/18/20 23:44	B0K0492	ATS	3540C
Aroclor-1260 (PCB-1260)	ND	D	5	100	250	ug/kg	11/17/20 13:37	11/18/20 23:44	B0K0492	ATS	3540C
Aroclor-1262 (PCB-1262)	ND	D	5	100	250	ug/kg	11/17/20 13:37	11/18/20 23:44	B0K0492	ATS	3540C
Aroclor-1268 (PCB-1268)	ND	D	5	100	250	ug/kg	11/17/20 13:37	11/18/20 23:44	B0K0492	ATS	3540C
	Recovery				Acceptance Criteria						
Surrogate: Decachlorobiphenyl	*69.8% D*				*30-150*		11/17/20 13:37	*11/18/20 23:44*	B0K0492	*ATS*	3540C
Surrogate: Tetrachloro-m-xylene	*78.9% D*				*30-150*		11/17/20 13:37	*11/18/20 23:44*	B0K0492	*ATS*	3540C

The contents of this report apply to the sample(s) analyzed in accordance with the chain of custody document.
No duplication of this report is allowed, except in its entirety without written approval of the laboratory.

AMERICAN ENVIRONMENTAL TESTING LABORATORY
2834 North Naomi Street Burbank, CA 91504 • ELAP# 1541 & 2402 • LACSD# 10181
TEL (888) 288-AETL • (818) 845-8200 • www.aetlab.com
A KYZER LABS COMPANY

NV5	AETL Job Number:	BBK0210	Site:	30237 Morning View Drive Malibu, CA 90265
3777 Long Beach Boulevard, Annex Building	Project Number:	SMSD-20-9850		
Long Beach, CA 90807	Attention:	Jonathan Barkman		
	Project Name:	Juan Cabrillo Elementary School	Reported:	11/25/2020 11:27

Analytical Results

Client ID: **C-26**
Lab ID: **BBK0210-14 (Solid)** **Sampled:** **11/10/20 13:00**

Analyte	Result	Qualifier	Dilution	MDL	RL	Units	Prepared Date/Time	Analyzed Date/Time	Batch	Analyst Initials	Prep. Method
PCBs											
Method: EPA 8082											
Aroclor-1016 (PCB-1016)	ND	D	5	50.0	125	ug/kg	11/17/20 13:37	11/19/20 00:04	B0K0492	ATS	3540C
Aroclor-1221 (PCB-1221)	ND	D	5	50.0	125	ug/kg	11/17/20 13:37	11/19/20 00:04	B0K0492	ATS	3540C
Aroclor-1232 (PCB-1232)	ND	D	5	50.0	125	ug/kg	11/17/20 13:37	11/19/20 00:04	B0K0492	ATS	3540C
Aroclor-1242 (PCB-1242)	ND	D	5	50.0	125	ug/kg	11/17/20 13:37	11/19/20 00:04	B0K0492	ATS	3540C
Aroclor-1248 (PCB-1248)	ND	D	5	50.0	125	ug/kg	11/17/20 13:37	11/19/20 00:04	B0K0492	ATS	3540C
Aroclor-1254 (PCB-1254)	ND	D	5	50.0	125	ug/kg	11/17/20 13:37	11/19/20 00:04	B0K0492	ATS	3540C
Aroclor-1260 (PCB-1260)	ND	D	5	50.0	125	ug/kg	11/17/20 13:37	11/19/20 00:04	B0K0492	ATS	3540C
Aroclor-1262 (PCB-1262)	ND	D	5	50.0	125	ug/kg	11/17/20 13:37	11/19/20 00:04	B0K0492	ATS	3540C
Aroclor-1268 (PCB-1268)	ND	D	5	50.0	125	ug/kg	11/17/20 13:37	11/19/20 00:04	B0K0492	ATS	3540C
	Recovery				Acceptance Criteria						
Surrogate: Decachlorobiphenyl	*72.6%*	*D*			*30-150*		11/17/20 13:37	*11/19/20 00:04*	B0K0492	*ATS*	3540C
Surrogate: Tetrachloro-m-xylene	*113%*	*D*			*30-150*		11/17/20 13:37	*11/19/20 00:04*	B0K0492	*ATS*	3540C

The contents of this report apply to the sample(s) analyzed in accordance with the chain of custody document.
No duplication of this report is allowed, except in its entirety without written approval of the laboratory.

NV5	AETL Job Number:	BBK0210	Site:	30237 Morning View Drive Malibu, CA 90265	
3777 Long Beach Boulevard, Annex Building	Project Number:	SMSD-20-9850			
Long Beach, CA 90807	Attention:	Jonathan Barkman			
	Project Name:	Juan Cabrillo Elementary School	Reported:	11/25/2020 11:27	

Analytical Results

Client ID: **C-27**
Lab ID: **BBK0210-15 (Solid)** **Sampled:** **11/10/20 13:10**

Analyte	Result	Qualifier	Dilution	MDL	RL	Units	Prepared Date/Time	Analyzed Date/Time	Batch	Analyst Initials	Prep. Method
PCBs											
Method: EPA 8082											
Aroclor-1016 (PCB-1016)	ND	D	5	100	250	ug/kg	11/17/20 13:37	11/19/20 00:23	B0K0492	ATS	3540C
Aroclor-1221 (PCB-1221)	ND	D	5	100	250	ug/kg	11/17/20 13:37	11/19/20 00:23	B0K0492	ATS	3540C
Aroclor-1232 (PCB-1232)	ND	D	5	100	250	ug/kg	11/17/20 13:37	11/19/20 00:23	B0K0492	ATS	3540C
Aroclor-1242 (PCB-1242)	ND	D	5	100	250	ug/kg	11/17/20 13:37	11/19/20 00:23	B0K0492	ATS	3540C
Aroclor-1248 (PCB-1248)	ND	D	5	100	250	ug/kg	11/17/20 13:37	11/19/20 00:23	B0K0492	ATS	3540C
Aroclor-1254 (PCB-1254)	ND	D	5	100	250	ug/kg	11/17/20 13:37	11/19/20 00:23	B0K0492	ATS	3540C
Aroclor-1260 (PCB-1260)	ND	D	5	100	250	ug/kg	11/17/20 13:37	11/19/20 00:23	B0K0492	ATS	3540C
Aroclor-1262 (PCB-1262)	ND	D	5	100	250	ug/kg	11/17/20 13:37	11/19/20 00:23	B0K0492	ATS	3540C
Aroclor-1268 (PCB-1268)	ND	D	5	100	250	ug/kg	11/17/20 13:37	11/19/20 00:23	B0K0492	ATS	3540C
	Recovery				Acceptance Criteria						
Surrogate: Decachlorobiphenyl	*73.1% D*				*30-150*		11/17/20 13:37	*11/19/20 00:23*	B0K0492	*ATS*	3540C
Surrogate: Tetrachloro-m-xylene	*118% D*				*30-150*		11/17/20 13:37	*11/19/20 00:23*	B0K0492	*ATS*	3540C

The contents of this report apply to the sample(s) analyzed in accordance with the chain of custody document.
No duplication of this report is allowed, except in its entirety without written approval of the laboratory.

AMERICAN ENVIRONMENTAL TESTING LABORATORY
2834 North Naomi Street Burbank, CA 91504 • ELAP# 1541 & 2402 • LACSD# 10181
TEL (888) 288-AETL • (818) 845-8200 • www.aetlab.com
A KYZER LABS COMPANY

NV5	AETL Job Number:	BBK0210	Site:	30237 Morning View Drive Malibu, CA 90265
3777 Long Beach Boulevard, Annex Building	Project Number:	SMSD-20-9850		
Long Beach, CA 90807	Attention:	Jonathan Barkman		
	Project Name:	Juan Cabrillo Elementary School	Reported:	11/25/2020 11:27

Analytical Results

Client ID: C-28

Lab ID: BBK0210-16 (Solid) **Sampled: 11/10/20 13:20**

Analyte	Result	Qualifier	Dilution	MDL	RL	Units	Prepared Date/Time	Analyzed Date/Time	Batch	Analyst Initials	Prep. Method
PCBs											
Method: EPA 8082											
Aroclor-1016 (PCB-1016)	ND		10	200	500	ug/kg	11/17/20 13:37	11/19/20 00:43	B0K0492	ATS	3540C
Aroclor-1221 (PCB-1221)	ND		10	200	500	ug/kg	11/17/20 13:37	11/19/20 00:43	B0K0492	ATS	3540C
Aroclor-1232 (PCB-1232)	ND		10	200	500	ug/kg	11/17/20 13:37	11/19/20 00:43	B0K0492	ATS	3540C
Aroclor-1242 (PCB-1242)	ND		10	200	500	ug/kg	11/17/20 13:37	11/19/20 00:43	B0K0492	ATS	3540C
Aroclor-1248 (PCB-1248)	ND		10	200	500	ug/kg	11/17/20 13:37	11/19/20 00:43	B0K0492	ATS	3540C
Aroclor-1254 (PCB-1254)	**27700**		10	200	500	ug/kg	11/17/20 13:37	11/19/20 00:43	B0K0492	ATS	3540C
Aroclor-1260 (PCB-1260)	ND		10	200	500	ug/kg	11/17/20 13:37	11/19/20 00:43	B0K0492	ATS	3540C
Aroclor-1262 (PCB-1262)	ND		10	200	500	ug/kg	11/17/20 13:37	11/19/20 00:43	B0K0492	ATS	3540C
Aroclor-1268 (PCB-1268)	ND		10	200	500	ug/kg	11/17/20 13:37	11/19/20 00:43	B0K0492	ATS	3540C
	Recovery				Acceptance Criteria						
Surrogate: Decachlorobiphenyl	*63.3%*				*30-150*		11/17/20 13:37	*11/19/20 00:43*	B0K0492	*ATS*	3540C
Surrogate: Tetrachloro-m-xylene	*96.2%*				*30-150*		11/17/20 13:37	*11/19/20 00:43*	B0K0492	*ATS*	3540C

The contents of this report apply to the sample(s) analyzed in accordance with the chain of custody document.
No duplication of this report is allowed, except in its entirety without written approval of the laboratory.

AMERICAN ENVIRONMENTAL TESTING LABORATORY
2834 North Naomi Street Burbank, CA 91504 • ELAP# 1541 & 2402 • LACSD# 10181
TEL (888) 288-AETL • (818) 845-8200 • www.aetlab.com
A KYZER LABS COMPANY

NV5	AETL Job Number:	BBK0210	Site:	30237 Morning View Drive	
3777 Long Beach Boulevard, Annex Building	Project Number:	SMSD-20-9850		Malibu, CA 90265	
Long Beach, CA 90807	Attention:	Jonathan Barkman			
	Project Name:	Juan Cabrillo Elementary School	Reported:	11/25/2020 11:27	

Analytical Results

Client ID: **C-29**
Lab ID: **BBK0210-17 (Solid)** **Sampled:** **11/10/20 13:25**

Analyte	Result	Qualifier	Dilution	MDL	RL	Units	Prepared Date/Time	Analyzed Date/Time	Batch	Analyst Initials	Prep. Method
PCBs											
Method: EPA 8082											
Aroclor-1016 (PCB-1016)	ND		10	100	250	ug/kg	11/17/20 13:37	11/19/20 01:21	B0K0492	ATS	3540C
Aroclor-1221 (PCB-1221)	ND		10	100	250	ug/kg	11/17/20 13:37	11/19/20 01:21	B0K0492	ATS	3540C
Aroclor-1232 (PCB-1232)	ND		10	100	250	ug/kg	11/17/20 13:37	11/19/20 01:21	B0K0492	ATS	3540C
Aroclor-1242 (PCB-1242)	ND		10	100	250	ug/kg	11/17/20 13:37	11/19/20 01:21	B0K0492	ATS	3540C
Aroclor-1248 (PCB-1248)	ND		10	100	250	ug/kg	11/17/20 13:37	11/19/20 01:21	B0K0492	ATS	3540C
Aroclor-1254 (PCB-1254)	**30200**		10	100	250	ug/kg	11/17/20 13:37	11/19/20 01:21	B0K0492	ATS	3540C
Aroclor-1260 (PCB-1260)	ND		10	100	250	ug/kg	11/17/20 13:37	11/19/20 01:21	B0K0492	ATS	3540C
Aroclor-1262 (PCB-1262)	ND		10	100	250	ug/kg	11/17/20 13:37	11/19/20 01:21	B0K0492	ATS	3540C
Aroclor-1268 (PCB-1268)	ND		10	100	250	ug/kg	11/17/20 13:37	11/19/20 01:21	B0K0492	ATS	3540C
	Recovery				Acceptance Criteria						
Surrogate: Decachlorobiphenyl	*73.9%*				*30-150*		11/17/20 13:37	*11/19/20 01:21*	B0K0492	*ATS*	3540C
Surrogate: Tetrachloro-m-xylene	*70.1%*				*30-150*		11/17/20 13:37	*11/19/20 01:21*	B0K0492	*ATS*	3540C

The contents of this report apply to the sample(s) analyzed in accordance with the chain of custody document.
No duplication of this report is allowed, except in its entirety without written approval of the laboratory.

NV5	AETL Job Number:	BBK0210	Site:	30237 Morning View Drive Malibu, CA 90265
3777 Long Beach Boulevard, Annex Building	Project Number:	SMSD-20-9850		
Long Beach, CA 90807	Attention:	Jonathan Barkman		
	Project Name:	Juan Cabrillo Elementary School	Reported:	11/25/2020 11:27

Analytical Results

Client ID: **C-30**
Lab ID: **BBK0210-18 (Solid)** **Sampled:** **11/10/20 13:30**

Analyte	Result	Qualifier	Dilution	MDL	RL	Units	Prepared Date/Time	Analyzed Date/Time	Batch	Analyst Initials	Prep. Method
PCBs											
Method: EPA 8082											
Aroclor-1016 (PCB-1016)	ND		5	100	250	ug/kg	11/17/20 13:37	11/19/20 01:41	B0K0492	ATS	3540C
Aroclor-1221 (PCB-1221)	ND		5	100	250	ug/kg	11/17/20 13:37	11/19/20 01:41	B0K0492	ATS	3540C
Aroclor-1232 (PCB-1232)	ND		5	100	250	ug/kg	11/17/20 13:37	11/19/20 01:41	B0K0492	ATS	3540C
Aroclor-1242 (PCB-1242)	ND		5	100	250	ug/kg	11/17/20 13:37	11/19/20 01:41	B0K0492	ATS	3540C
Aroclor-1248 (PCB-1248)	ND		5	100	250	ug/kg	11/17/20 13:37	11/19/20 01:41	B0K0492	ATS	3540C
Aroclor-1254 (PCB-1254)	**16000**		5	100	250	ug/kg	11/17/20 13:37	11/19/20 01:41	B0K0492	ATS	3540C
Aroclor-1260 (PCB-1260)	ND		5	100	250	ug/kg	11/17/20 13:37	11/19/20 01:41	B0K0492	ATS	3540C
Aroclor-1262 (PCB-1262)	ND		5	100	250	ug/kg	11/17/20 13:37	11/19/20 01:41	B0K0492	ATS	3540C
Aroclor-1268 (PCB-1268)	ND		5	100	250	ug/kg	11/17/20 13:37	11/19/20 01:41	B0K0492	ATS	3540C
	Recovery				Acceptance Criteria						
Surrogate: Decachlorobiphenyl	*110%*				*30-150*		11/17/20 13:37	*11/19/20 01:41*	B0K0492	*ATS*	3540C
Surrogate: Tetrachloro-m-xylene	*76.8%*				*30-150*		11/17/20 13:37	*11/19/20 01:41*	B0K0492	*ATS*	3540C

The contents of this report apply to the sample(s) analyzed in accordance with the chain of custody document.
No duplication of this report is allowed, except in its entirety without written approval of the laboratory.

AMERICAN ENVIRONMENTAL TESTING LABORATORY
2834 North Naomi Street Burbank, CA 91504 • ELAP# 1541 & 2402 • LACSD# 10181
TEL (888) 288-AETL • (818) 845-8200 • www.aetlab.com
A KYZER LABS COMPANY

NV5	AETL Job Number:	BBK0210	Site:	30237 Morning View Drive Malibu, CA 90265
3777 Long Beach Boulevard, Annex Building	Project Number:	SMSD-20-9850		
Long Beach, CA 90807	Attention:	Jonathan Barkman		
	Project Name:	Juan Cabrillo Elementary School	Reported:	11/25/2020 11:27

Analytical Results

Client ID: **C-31**
Lab ID: **BBK0210-19 (Solid)** **Sampled:** **11/10/20 13:35**

Analyte	Result	Qualifier	Dilution	MDL	RL	Units	Prepared Date/Time	Analyzed Date/Time	Batch	Analyst Initials	Prep. Method
PCBs											
Method: EPA 8082											
Aroclor-1016 (PCB-1016)	ND	D	5	100	250	ug/kg	11/17/20 13:37	11/19/20 02:00	B0K0492	ATS	3540C
Aroclor-1221 (PCB-1221)	ND	D	5	100	250	ug/kg	11/17/20 13:37	11/19/20 02:00	B0K0492	ATS	3540C
Aroclor-1232 (PCB-1232)	ND	D	5	100	250	ug/kg	11/17/20 13:37	11/19/20 02:00	B0K0492	ATS	3540C
Aroclor-1242 (PCB-1242)	ND	D	5	100	250	ug/kg	11/17/20 13:37	11/19/20 02:00	B0K0492	ATS	3540C
Aroclor-1248 (PCB-1248)	ND	D	5	100	250	ug/kg	11/17/20 13:37	11/19/20 02:00	B0K0492	ATS	3540C
Aroclor-1254 (PCB-1254)	ND	D	5	100	250	ug/kg	11/17/20 13:37	11/19/20 02:00	B0K0492	ATS	3540C
Aroclor-1260 (PCB-1260)	ND	D	5	100	250	ug/kg	11/17/20 13:37	11/19/20 02:00	B0K0492	ATS	3540C
Aroclor-1262 (PCB-1262)	ND	D	5	100	250	ug/kg	11/17/20 13:37	11/19/20 02:00	B0K0492	ATS	3540C
Aroclor-1268 (PCB-1268)	ND	D	5	100	250	ug/kg	11/17/20 13:37	11/19/20 02:00	B0K0492	ATS	3540C
	Recovery				Acceptance Criteria						
Surrogate: Decachlorobiphenyl	*126% D*				*30-150*		11/17/20 13:37	*11/19/20 02:00*	B0K0492	*ATS*	3540C
Surrogate: Tetrachloro-m-xylene	*116% D*				*30-150*		11/17/20 13:37	*11/19/20 02:00*	B0K0492	*ATS*	3540C

The contents of this report apply to the sample(s) analyzed in accordance with the chain of custody document.
No duplication of this report is allowed, except in its entirety without written approval of the laboratory.

AMERICAN ENVIRONMENTAL TESTING LABORATORY
2834 North Naomi Street Burbank, CA 91504 • ELAP# 1541 & 2402 • LACSD# 10181
TEL (888) 288-AETL • (818) 845-8200 • www.aetlab.com
A KYZER LABS COMPANY

NV5	AETL Job Number:	BBK0210	Site:	30237 Morning View Drive Malibu, CA 90265
3777 Long Beach Boulevard, Annex Building	Project Number:	SMSD-20-9850		
Long Beach, CA 90807	Attention:	Jonathan Barkman		
	Project Name:	Juan Cabrillo Elementary School	Reported:	11/25/2020 11:27

Analytical Results

Client ID: C-32
Lab ID: BBK0210-20 (Solid) **Sampled:** 11/10/20 13:50

PCBs

Method: EPA 8082

Analyte	Result	Qualifier	Dilution	MDL	RL	Units	Prepared Date/Time	Analyzed Date/Time	Batch	Analyst Initials	Prep. Method
Aroclor-1016 (PCB-1016)	ND	D	5	100	250	ug/kg	11/17/20 13:37	11/19/20 02:20	B0K0492	ATS	3540C
Aroclor-1221 (PCB-1221)	ND	D	5	100	250	ug/kg	11/17/20 13:37	11/19/20 02:20	B0K0492	ATS	3540C
Aroclor-1232 (PCB-1232)	ND	D	5	100	250	ug/kg	11/17/20 13:37	11/19/20 02:20	B0K0492	ATS	3540C
Aroclor-1242 (PCB-1242)	ND	D	5	100	250	ug/kg	11/17/20 13:37	11/19/20 02:20	B0K0492	ATS	3540C
Aroclor-1248 (PCB-1248)	ND	D	5	100	250	ug/kg	11/17/20 13:37	11/19/20 02:20	B0K0492	ATS	3540C
Aroclor-1254 (PCB-1254)	ND	D	5	100	250	ug/kg	11/17/20 13:37	11/19/20 02:20	B0K0492	ATS	3540C
Aroclor-1260 (PCB-1260)	ND	D	5	100	250	ug/kg	11/17/20 13:37	11/19/20 02:20	B0K0492	ATS	3540C
Aroclor-1262 (PCB-1262)	ND	D	5	100	250	ug/kg	11/17/20 13:37	11/19/20 02:20	B0K0492	ATS	3540C
Aroclor-1268 (PCB-1268)	ND	D	5	100	250	ug/kg	11/17/20 13:37	11/19/20 02:20	B0K0492	ATS	3540C
	Recovery				Acceptance Criteria						
Surrogate: Decachlorobiphenyl	*111% D*				*30-150*		11/17/20 13:37	*11/19/20 02:20*	B0K0492	*ATS*	3540C
Surrogate: Tetrachloro-m-xylene	*81.2% D*				*30-150*		11/17/20 13:37	*11/19/20 02:20*	B0K0492	*ATS*	3540C

The contents of this report apply to the sample(s) analyzed in accordance with the chain of custody document.
No duplication of this report is allowed, except in its entirety without written approval of the laboratory.

AMERICAN ENVIRONMENTAL TESTING LABORATORY
2834 North Naomi Street Burbank, CA 91504 • ELAP# 1541 & 2402 • LACSD# 10181
TEL (888) 288-AETL • (818) 845-8200 • www.aetlab.com
A KYZER LABS COMPANY

NV5	AETL Job Number:	BBK0210	Site:	30237 Morning View Drive Malibu, CA 90265
3777 Long Beach Boulevard, Annex Building	Project Number:	SMSD-20-9850		
Long Beach, CA 90807	Attention:	Jonathan Barkman		
	Project Name:	Juan Cabrillo Elementary School	Reported:	11/25/2020 11:27

Analytical Results

Client ID: C-33
Lab ID: BBK0210-21 (Solid) **Sampled:** 11/10/20 13:55

PCBs

Method: EPA 8082

Analyte	Result	Qualifier	Dilution	MDL	RL	Units	Prepared Date/Time	Analyzed Date/Time	Batch	Analyst Initials	Prep. Method
Aroclor-1016 (PCB-1016)	ND	D	5	100	250	ug/kg	11/18/20 10:24	11/19/20 13:11	B0K0526	ATS	3540C
Aroclor-1221 (PCB-1221)	ND	D	5	100	250	ug/kg	11/18/20 10:24	11/19/20 13:11	B0K0526	ATS	3540C
Aroclor-1232 (PCB-1232)	ND	D	5	100	250	ug/kg	11/18/20 10:24	11/19/20 13:11	B0K0526	ATS	3540C
Aroclor-1242 (PCB-1242)	ND	D	5	100	250	ug/kg	11/18/20 10:24	11/19/20 13:11	B0K0526	ATS	3540C
Aroclor-1248 (PCB-1248)	ND	D	5	100	250	ug/kg	11/18/20 10:24	11/19/20 13:11	B0K0526	ATS	3540C
Aroclor-1254 (PCB-1254)	ND	D	5	100	250	ug/kg	11/18/20 10:24	11/19/20 13:11	B0K0526	ATS	3540C
Aroclor-1260 (PCB-1260)	ND	D	5	100	250	ug/kg	11/18/20 10:24	11/19/20 13:11	B0K0526	ATS	3540C
Aroclor-1262 (PCB-1262)	ND	D	5	100	250	ug/kg	11/18/20 10:24	11/19/20 13:11	B0K0526	ATS	3540C
Aroclor-1268 (PCB-1268)	ND	D	5	100	250	ug/kg	11/18/20 10:24	11/19/20 13:11	B0K0526	ATS	3540C
	Recovery				Acceptance Criteria						
Surrogate: Decachlorobiphenyl	*58.2% D*				*30-150*		11/18/20 10:24	*11/19/20 13:11*	B0K0526	*ATS*	3540C
Surrogate: Tetrachloro-m-xylene	*80.6% D*				*30-150*		11/18/20 10:24	*11/19/20 13:11*	B0K0526	*ATS*	3540C

The contents of this report apply to the sample(s) analyzed in accordance with the chain of custody document.
No duplication of this report is allowed, except in its entirety without written approval of the laboratory.

NV5	AETL Job Number:	BBK0210	Site:	30237 Morning View Drive Malibu, CA 90265	
3777 Long Beach Boulevard, Annex Building	Project Number:	SMSD-20-9850			
Long Beach, CA 90807	Attention:	Jonathan Barkman			
	Project Name:	Juan Cabrillo Elementary School	Reported:	11/25/2020 11:27	

Analytical Results

Client ID: **C-34**
Lab ID: **BBK0210-22 (Solid)** **Sampled:** **11/10/20 14:10**

Analyte	Result	Qualifier	Dilution	MDL	RL	Units	Prepared Date/Time	Analyzed Date/Time	Batch	Analyst Initials	Prep. Method
PCBs											
Method: EPA 8082											
Aroclor-1016 (PCB-1016)	ND	D	5	100	250	ug/kg	11/18/20 10:24	11/19/20 13:31	B0K0526	ATS	3540C
Aroclor-1221 (PCB-1221)	ND	D	5	100	250	ug/kg	11/18/20 10:24	11/19/20 13:31	B0K0526	ATS	3540C
Aroclor-1232 (PCB-1232)	ND	D	5	100	250	ug/kg	11/18/20 10:24	11/19/20 13:31	B0K0526	ATS	3540C
Aroclor-1242 (PCB-1242)	ND	D	5	100	250	ug/kg	11/18/20 10:24	11/19/20 13:31	B0K0526	ATS	3540C
Aroclor-1248 (PCB-1248)	ND	D	5	100	250	ug/kg	11/18/20 10:24	11/19/20 13:31	B0K0526	ATS	3540C
Aroclor-1254 (PCB-1254)	ND	D	5	100	250	ug/kg	11/18/20 10:24	11/19/20 13:31	B0K0526	ATS	3540C
Aroclor-1260 (PCB-1260)	ND	D	5	100	250	ug/kg	11/18/20 10:24	11/19/20 13:31	B0K0526	ATS	3540C
Aroclor-1262 (PCB-1262)	ND	D	5	100	250	ug/kg	11/18/20 10:24	11/19/20 13:31	B0K0526	ATS	3540C
Aroclor-1268 (PCB-1268)	ND	D	5	100	250	ug/kg	11/18/20 10:24	11/19/20 13:31	B0K0526	ATS	3540C
	Recovery				Acceptance Criteria						
Surrogate: Decachlorobiphenyl	*63.4% D*				*30-150*		11/18/20 10:24	*11/19/20 13:31*	B0K0526	*ATS*	3540C
Surrogate: Tetrachloro-m-xylene	*24.4% D, S6*				*30-150*		11/18/20 10:24	*11/19/20 13:31*	B0K0526	*ATS*	3540C

The contents of this report apply to the sample(s) analyzed in accordance with the chain of custody document.
No duplication of this report is allowed, except in its entirety without written approval of the laboratory.

AMERICAN ENVIRONMENTAL TESTING LABORATORY
2834 North Naomi Street Burbank, CA 91504 • ELAP# 1541 & 2402 • LACSD# 10181
TEL (888) 288-AETL • (818) 845-8200 • www.aetlab.com
A KYZER LABS COMPANY

NV5	AETL Job Number:	BBK0210	Site:	30237 Morning View Drive Malibu, CA 90265
3777 Long Beach Boulevard, Annex Building	Project Number:	SMSD-20-9850		
Long Beach, CA 90807	Attention:	Jonathan Barkman		
	Project Name:	Juan Cabrillo Elementary School	Reported:	11/25/2020 11:27

Analytical Results

Client ID: **C-35**
Lab ID: **BBK0210-23 (Solid)** **Sampled:** **11/10/20 14:15**

PCBs

Method: EPA 8082

Analyte	Result	Qualifier	Dilution	MDL	RL	Units	Prepared Date/Time	Analyzed Date/Time	Batch	Analyst Initials	Prep. Method
Aroclor-1016 (PCB-1016)	ND	D	10	50.0	125	ug/kg	11/18/20 10:24	11/19/20 13:50	B0K0526	ATS	3540C
Aroclor-1221 (PCB-1221)	ND	D	10	50.0	125	ug/kg	11/18/20 10:24	11/19/20 13:50	B0K0526	ATS	3540C
Aroclor-1232 (PCB-1232)	ND	D	10	50.0	125	ug/kg	11/18/20 10:24	11/19/20 13:50	B0K0526	ATS	3540C
Aroclor-1242 (PCB-1242)	ND	D	10	50.0	125	ug/kg	11/18/20 10:24	11/19/20 13:50	B0K0526	ATS	3540C
Aroclor-1248 (PCB-1248)	ND	D	10	50.0	125	ug/kg	11/18/20 10:24	11/19/20 13:50	B0K0526	ATS	3540C
Aroclor-1254 (PCB-1254)	ND	D	10	50.0	125	ug/kg	11/18/20 10:24	11/19/20 13:50	B0K0526	ATS	3540C
Aroclor-1260 (PCB-1260)	ND	D	10	50.0	125	ug/kg	11/18/20 10:24	11/19/20 13:50	B0K0526	ATS	3540C
Aroclor-1262 (PCB-1262)	ND	D	10	50.0	125	ug/kg	11/18/20 10:24	11/19/20 13:50	B0K0526	ATS	3540C
Aroclor-1268 (PCB-1268)	ND	D	10	50.0	125	ug/kg	11/18/20 10:24	11/19/20 13:50	B0K0526	ATS	3540C
	Recovery				Acceptance Criteria						
Surrogate: Decachlorobiphenyl	*43.6%*	*D*			*30-150*		11/18/20 10:24	*11/19/20 13:50*	B0K0526	*ATS*	3540C
Surrogate: Tetrachloro-m-xylene	*48.3%*	*D*			*30-150*		11/18/20 10:24	*11/19/20 13:50*	B0K0526	*ATS*	3540C

The contents of this report apply to the sample(s) analyzed in accordance with the chain of custody document.
No duplication of this report is allowed, except in its entirety without written approval of the laboratory.

AMERICAN ENVIRONMENTAL TESTING LABORATORY
2834 North Naomi Street Burbank, CA 91504 • ELAP# 1541 & 2402 • LACSD# 10181
TEL (888) 288-AETL • (818) 845-8200 • www.aetlab.com
A KYZER LABS COMPANY

NV5	AETL Job Number:	BBK0210	Site:	30237 Morning View Drive Malibu, CA 90265
3777 Long Beach Boulevard, Annex Building	Project Number:	SMSD-20-9850		
Long Beach, CA 90807	Attention:	Jonathan Barkman		
	Project Name:	Juan Cabrillo Elementary School	Reported:	11/25/2020 11:27

Analytical Results

Client ID: C-36

Lab ID: BBK0210-24 (Solid) **Sampled: 11/10/20 14:20**

PCBs

Method: EPA 8082

Analyte	Result	Qualifier	Dilution	MDL	RL	Units	Prepared Date/Time	Analyzed Date/Time	Batch	Analyst Initials	Prep. Method
Aroclor-1016 (PCB-1016)	ND	D	5	100	250	ug/kg	11/18/20 10:24	11/19/20 14:10	B0K0526	ATS	3540C
Aroclor-1221 (PCB-1221)	ND	D	5	100	250	ug/kg	11/18/20 10:24	11/19/20 14:10	B0K0526	ATS	3540C
Aroclor-1232 (PCB-1232)	ND	D	5	100	250	ug/kg	11/18/20 10:24	11/19/20 14:10	B0K0526	ATS	3540C
Aroclor-1242 (PCB-1242)	ND	D	5	100	250	ug/kg	11/18/20 10:24	11/19/20 14:10	B0K0526	ATS	3540C
Aroclor-1248 (PCB-1248)	ND	D	5	100	250	ug/kg	11/18/20 10:24	11/19/20 14:10	B0K0526	ATS	3540C
Aroclor-1254 (PCB-1254)	ND	D	5	100	250	ug/kg	11/18/20 10:24	11/19/20 14:10	B0K0526	ATS	3540C
Aroclor-1260 (PCB-1260)	ND	D	5	100	250	ug/kg	11/18/20 10:24	11/19/20 14:10	B0K0526	ATS	3540C
Aroclor-1262 (PCB-1262)	ND	D	5	100	250	ug/kg	11/18/20 10:24	11/19/20 14:10	B0K0526	ATS	3540C
Aroclor-1268 (PCB-1268)	ND	D	5	100	250	ug/kg	11/18/20 10:24	11/19/20 14:10	B0K0526	ATS	3540C
	Recovery				Acceptance Criteria						
Surrogate: Decachlorobiphenyl	*134% D*				*30-150*		11/18/20 10:24	*11/19/20 14:10*	B0K0526	*ATS*	3540C
Surrogate: Tetrachloro-m-xylene	*31.4% D*				*30-150*		11/18/20 10:24	*11/19/20 14:10*	B0K0526	*ATS*	3540C

The contents of this report apply to the sample(s) analyzed in accordance with the chain of custody document.
No duplication of this report is allowed, except in its entirety without written approval of the laboratory.

AMERICAN ENVIRONMENTAL TESTING LABORATORY
2834 North Naomi Street Burbank, CA 91504 • ELAP# 1541 & 2402 • LACSD# 10181
TEL (888) 288-AETL • (818) 845-8200 • www.aetlab.com
A KYZER LABS COMPANY

NV5	AETL Job Number:	BBK0210	Site:	30237 Morning View Drive Malibu, CA 90265
3777 Long Beach Boulevard, Annex Building	Project Number:	SMSD-20-9850		
Long Beach, CA 90807	Attention:	Jonathan Barkman		
	Project Name:	Juan Cabrillo Elementary School	Reported:	11/25/2020 11:27

Analytical Results

Client ID: C-37
Lab ID: BBK0210-25 (Solid) **Sampled:** 11/10/20 14:30

PCBs

Method: EPA 8082

Analyte	Result	Qualifier	Dilution	MDL	RL	Units	Prepared Date/Time	Analyzed Date/Time	Batch	Analyst Initials	Prep. Method
Aroclor-1016 (PCB-1016)	ND	D	2	100	250	ug/kg	11/18/20 10:24	11/19/20 14:29	B0K0526	ATS	3540C
Aroclor-1221 (PCB-1221)	ND	D	2	100	250	ug/kg	11/18/20 10:24	11/19/20 14:29	B0K0526	ATS	3540C
Aroclor-1232 (PCB-1232)	ND	D	2	100	250	ug/kg	11/18/20 10:24	11/19/20 14:29	B0K0526	ATS	3540C
Aroclor-1242 (PCB-1242)	ND	D	2	100	250	ug/kg	11/18/20 10:24	11/19/20 14:29	B0K0526	ATS	3540C
Aroclor-1248 (PCB-1248)	ND	D	2	100	250	ug/kg	11/18/20 10:24	11/19/20 14:29	B0K0526	ATS	3540C
Aroclor-1254 (PCB-1254)	ND	D	2	100	250	ug/kg	11/18/20 10:24	11/19/20 14:29	B0K0526	ATS	3540C
Aroclor-1260 (PCB-1260)	ND	D	2	100	250	ug/kg	11/18/20 10:24	11/19/20 14:29	B0K0526	ATS	3540C
Aroclor-1262 (PCB-1262)	ND	D	2	100	250	ug/kg	11/18/20 10:24	11/19/20 14:29	B0K0526	ATS	3540C
Aroclor-1268 (PCB-1268)	ND	D	2	100	250	ug/kg	11/18/20 10:24	11/19/20 14:29	B0K0526	ATS	3540C
	Recovery				Acceptance Criteria						
Surrogate: Decachlorobiphenyl	*84.7% D*				*30-150*		11/18/20 10:24	*11/19/20 14:29*	B0K0526	*ATS*	3540C
Surrogate: Tetrachloro-m-xylene	*68.3% D*				*30-150*		11/18/20 10:24	*11/19/20 14:29*	B0K0526	*ATS*	3540C

The contents of this report apply to the sample(s) analyzed in accordance with the chain of custody document.
No duplication of this report is allowed, except in its entirety without written approval of the laboratory.

AMERICAN ENVIRONMENTAL TESTING LABORATORY
2834 North Naomi Street Burbank, CA 91504 • ELAP# 1541 & 2402 • LACSD# 10181
TEL (888) 288-AETL • (818) 845-8200 • www.aetlab.com
A KYZER LABS COMPANY

NV5	AETL Job Number:	BBK0210	Site:	30237 Morning View Drive Malibu, CA 90265
3777 Long Beach Boulevard, Annex Building	Project Number:	SMSD-20-9850		
Long Beach, CA 90807	Attention:	Jonathan Barkman		
	Project Name:	Juan Cabrillo Elementary School	Reported:	11/25/2020 11:27

Analytical Results

Client ID: C-38
Lab ID: BBK0210-26 (Solid) **Sampled:** 11/10/20 14:35

PCBs

Method: EPA 8082

Analyte	Result	Qualifier	Dilution	MDL	RL	Units	Prepared Date/Time	Analyzed Date/Time	Batch	Analyst Initials	Prep. Method
Aroclor-1016 (PCB-1016)	ND	D	10	50.0	125	ug/kg	11/18/20 10:24	11/19/20 14:48	B0K0526	ATS	3540C
Aroclor-1221 (PCB-1221)	ND	D	10	50.0	125	ug/kg	11/18/20 10:24	11/19/20 14:48	B0K0526	ATS	3540C
Aroclor-1232 (PCB-1232)	ND	D	10	50.0	125	ug/kg	11/18/20 10:24	11/19/20 14:48	B0K0526	ATS	3540C
Aroclor-1242 (PCB-1242)	ND	D	10	50.0	125	ug/kg	11/18/20 10:24	11/19/20 14:48	B0K0526	ATS	3540C
Aroclor-1248 (PCB-1248)	ND	D	10	50.0	125	ug/kg	11/18/20 10:24	11/19/20 14:48	B0K0526	ATS	3540C
Aroclor-1254 (PCB-1254)	ND	D	10	50.0	125	ug/kg	11/18/20 10:24	11/19/20 14:48	B0K0526	ATS	3540C
Aroclor-1260 (PCB-1260)	ND	D	10	50.0	125	ug/kg	11/18/20 10:24	11/19/20 14:48	B0K0526	ATS	3540C
Aroclor-1262 (PCB-1262)	ND	D	10	50.0	125	ug/kg	11/18/20 10:24	11/19/20 14:48	B0K0526	ATS	3540C
Aroclor-1268 (PCB-1268)	ND	D	10	50.0	125	ug/kg	11/18/20 10:24	11/19/20 14:48	B0K0526	ATS	3540C
	Recovery				Acceptance Criteria						
Surrogate: Decachlorobiphenyl	*1510% D, S6*				*30-150*		11/18/20 10:24	*11/19/20 14:48*	B0K0526	*ATS*	3540C
Surrogate: Tetrachloro-m-xylene	*30.7% D*				*30-150*		11/18/20 10:24	*11/19/20 14:48*	B0K0526	*ATS*	3540C

The contents of this report apply to the sample(s) analyzed in accordance with the chain of custody document.
No duplication of this report is allowed, except in its entirety without written approval of the laboratory.

AMERICAN ENVIRONMENTAL TESTING LABORATORY
2834 North Naomi Street Burbank, CA 91504 • ELAP# 1541 & 2402 • LACSD# 10181
TEL (888) 288-AETL • (818) 845-8200 • www.aetlab.com
A KYZER LABS COMPANY

NV5	AETL Job Number:	BBK0210	Site:	30237 Morning View Drive Malibu, CA 90265
3777 Long Beach Boulevard, Annex Building	Project Number:	SMSD-20-9850		
Long Beach, CA 90807	Attention:	Jonathan Barkman		
	Project Name:	Juan Cabrillo Elementary School	Reported:	11/25/2020 11:27

Analytical Results

Client ID: C-39
Lab ID: BBK0210-27 (Solid) **Sampled:** 11/10/20 14:45

PCBs

Method: EPA 8082

Analyte	Result	Qualifier	Dilution	MDL	RL	Units	Prepared Date/Time	Analyzed Date/Time	Batch	Analyst Initials	Prep. Method
Aroclor-1016 (PCB-1016)	ND	D	5	25.0	62.5	ug/kg	11/18/20 10:24	11/19/20 15:08	B0K0526	ATS	3540C
Aroclor-1221 (PCB-1221)	ND	D	5	25.0	62.5	ug/kg	11/18/20 10:24	11/19/20 15:08	B0K0526	ATS	3540C
Aroclor-1232 (PCB-1232)	ND	D	5	25.0	62.5	ug/kg	11/18/20 10:24	11/19/20 15:08	B0K0526	ATS	3540C
Aroclor-1242 (PCB-1242)	ND	D	5	25.0	62.5	ug/kg	11/18/20 10:24	11/19/20 15:08	B0K0526	ATS	3540C
Aroclor-1248 (PCB-1248)	ND	D	5	25.0	62.5	ug/kg	11/18/20 10:24	11/19/20 15:08	B0K0526	ATS	3540C
Aroclor-1254 (PCB-1254)	ND	D	5	25.0	62.5	ug/kg	11/18/20 10:24	11/19/20 15:08	B0K0526	ATS	3540C
Aroclor-1260 (PCB-1260)	ND	D	5	25.0	62.5	ug/kg	11/18/20 10:24	11/19/20 15:08	B0K0526	ATS	3540C
Aroclor-1262 (PCB-1262)	ND	D	5	25.0	62.5	ug/kg	11/18/20 10:24	11/19/20 15:08	B0K0526	ATS	3540C
Aroclor-1268 (PCB-1268)	ND	D	5	25.0	62.5	ug/kg	11/18/20 10:24	11/19/20 15:08	B0K0526	ATS	3540C
	Recovery				Acceptance Criteria						
Surrogate: Decachlorobiphenyl	*534% D, S6*				*30-150*		11/18/20 10:24	*11/19/20 15:08*	B0K0526	*ATS*	3540C
Surrogate: Tetrachloro-m-xylene	*22.5% D, S6*				*30-150*		11/18/20 10:24	*11/19/20 15:08*	B0K0526	*ATS*	3540C

The contents of this report apply to the sample(s) analyzed in accordance with the chain of custody document.
No duplication of this report is allowed, except in its entirety without written approval of the laboratory.

AMERICAN ENVIRONMENTAL TESTING LABORATORY
2834 North Naomi Street Burbank, CA 91504 • ELAP# 1541 & 2402 • LACSD# 10181
TEL (888) 288-AETL • (818) 845-8200 • www.aetlab.com
A KYZER LABS COMPANY

NV5	AETL Job Number:	BBK0210	Site:	30237 Morning View Drive Malibu, CA 90265
3777 Long Beach Boulevard, Annex Building	Project Number:	SMSD-20-9850		
Long Beach, CA 90807	Attention:	Jonathan Barkman		
	Project Name:	Juan Cabrillo Elementary School	Reported:	11/25/2020 11:27

Analytical Results

Client ID: **C-40**
Lab ID: **BBK0210-28 (Solid)** **Sampled:** **11/10/20 14:50**

PCBs

Method: EPA 8082

Analyte	Result	Qualifier	Dilution	MDL	RL	Units	Prepared Date/Time	Analyzed Date/Time	Batch	Analyst Initials	Prep. Method
Aroclor-1016 (PCB-1016)	ND	D	5	100	250	ug/kg	11/18/20 10:24	11/19/20 15:27	B0K0526	ATS	3540C
Aroclor-1221 (PCB-1221)	ND	D	5	100	250	ug/kg	11/18/20 10:24	11/19/20 15:27	B0K0526	ATS	3540C
Aroclor-1232 (PCB-1232)	ND	D	5	100	250	ug/kg	11/18/20 10:24	11/19/20 15:27	B0K0526	ATS	3540C
Aroclor-1242 (PCB-1242)	ND	D	5	100	250	ug/kg	11/18/20 10:24	11/19/20 15:27	B0K0526	ATS	3540C
Aroclor-1248 (PCB-1248)	ND	D	5	100	250	ug/kg	11/18/20 10:24	11/19/20 15:27	B0K0526	ATS	3540C
Aroclor-1254 (PCB-1254)	ND	D	5	100	250	ug/kg	11/18/20 10:24	11/19/20 15:27	B0K0526	ATS	3540C
Aroclor-1260 (PCB-1260)	ND	D	5	100	250	ug/kg	11/18/20 10:24	11/19/20 15:27	B0K0526	ATS	3540C
Aroclor-1262 (PCB-1262)	ND	D	5	100	250	ug/kg	11/18/20 10:24	11/19/20 15:27	B0K0526	ATS	3540C
Aroclor-1268 (PCB-1268)	ND	D	5	100	250	ug/kg	11/18/20 10:24	11/19/20 15:27	B0K0526	ATS	3540C
	Recovery				Acceptance Criteria						
Surrogate: Decachlorobiphenyl	*57.8% D*				*30-150*		11/18/20 10:24	*11/19/20 15:27*	B0K0526	*ATS*	3540C
Surrogate: Tetrachloro-m-xylene	*41.9% D*				*30-150*		11/18/20 10:24	*11/19/20 15:27*	B0K0526	*ATS*	3540C

The contents of this report apply to the sample(s) analyzed in accordance with the chain of custody document.
No duplication of this report is allowed, except in its entirety without written approval of the laboratory.

AMERICAN ENVIRONMENTAL TESTING LABORATORY
2834 North Naomi Street Burbank, CA 91504 • ELAP# 1541 & 2402 • LACSD# 10181
TEL (888) 288-AETL • (818) 845-8200 • www.aetlab.com
A KYZER LABS COMPANY

NV5	AETL Job Number:	BBK0210	Site:	30237 Morning View Drive Malibu, CA 90265
3777 Long Beach Boulevard, Annex Building	Project Number:	SMSD-20-9850		
Long Beach, CA 90807	Attention:	Jonathan Barkman		
	Project Name:	Juan Cabrillo Elementary School	Reported:	11/25/2020 11:27

Analytical Results

Client ID: **C-41**
Lab ID: **BBK0210-29 (Solid)** **Sampled:** **11/10/20 15:00**

Analyte	Result	Qualifier	Dilution	MDL	RL	Units	Prepared Date/Time	Analyzed Date/Time	Batch	Analyst Initials	Prep. Method
PCBs											
Method: EPA 8082											
Aroclor-1016 (PCB-1016)	ND	D	5	100	250	ug/kg	11/18/20 10:24	11/19/20 16:06	B0K0526	ATS	3540C
Aroclor-1221 (PCB-1221)	ND	D	5	100	250	ug/kg	11/18/20 10:24	11/19/20 16:06	B0K0526	ATS	3540C
Aroclor-1232 (PCB-1232)	ND	D	5	100	250	ug/kg	11/18/20 10:24	11/19/20 16:06	B0K0526	ATS	3540C
Aroclor-1242 (PCB-1242)	ND	D	5	100	250	ug/kg	11/18/20 10:24	11/19/20 16:06	B0K0526	ATS	3540C
Aroclor-1248 (PCB-1248)	ND	D	5	100	250	ug/kg	11/18/20 10:24	11/19/20 16:06	B0K0526	ATS	3540C
Aroclor-1254 (PCB-1254)	ND	D	5	100	250	ug/kg	11/18/20 10:24	11/19/20 16:06	B0K0526	ATS	3540C
Aroclor-1260 (PCB-1260)	ND	D	5	100	250	ug/kg	11/18/20 10:24	11/19/20 16:06	B0K0526	ATS	3540C
Aroclor-1262 (PCB-1262)	ND	D	5	100	250	ug/kg	11/18/20 10:24	11/19/20 16:06	B0K0526	ATS	3540C
Aroclor-1268 (PCB-1268)	ND	D	5	100	250	ug/kg	11/18/20 10:24	11/19/20 16:06	B0K0526	ATS	3540C
	Recovery				Acceptance Criteria						
Surrogate: Decachlorobiphenyl	*113%*	*D*			*30-150*		11/18/20 10:24	*11/19/20 16:06*	B0K0526	*ATS*	3540C
Surrogate: Tetrachloro-m-xylene	*27.6%*	*D, S6*			*30-150*		11/18/20 10:24	*11/19/20 16:06*	B0K0526	*ATS*	3540C

The contents of this report apply to the sample(s) analyzed in accordance with the chain of custody document.
No duplication of this report is allowed, except in its entirety without written approval of the laboratory.

AMERICAN ENVIRONMENTAL TESTING LABORATORY
2834 North Naomi Street Burbank, CA 91504 • ELAP# 1541 & 2402 • LACSD# 10181
TEL (888) 288-AETL • (818) 845-8200 • www.aetlab.com
A KYZER LABS COMPANY

NV5	AETL Job Number:	BBK0210	Site:	30237 Morning View Drive Malibu, CA 90265
3777 Long Beach Boulevard, Annex Building	Project Number:	SMSD-20-9850		
Long Beach, CA 90807	Attention:	Jonathan Barkman		
	Project Name:	Juan Cabrillo Elementary School	Reported:	11/25/2020 11:27

Analytical Results

Client ID: **C-42**
Lab ID: **BBK0210-30 (Solid)** **Sampled:** **11/10/20 15:10**

Analyte	Result	Qualifier	Dilution	MDL	RL	Units	Prepared Date/Time	Analyzed Date/Time	Batch	Analyst Initials	Prep. Method
PCBs											
Method: EPA 8082											
Aroclor-1016 (PCB-1016)	ND	D	5	100	250	ug/kg	11/18/20 10:24	11/19/20 16:26	B0K0526	ATS	3540C
Aroclor-1221 (PCB-1221)	ND	D	5	100	250	ug/kg	11/18/20 10:24	11/19/20 16:26	B0K0526	ATS	3540C
Aroclor-1232 (PCB-1232)	ND	D	5	100	250	ug/kg	11/18/20 10:24	11/19/20 16:26	B0K0526	ATS	3540C
Aroclor-1242 (PCB-1242)	ND	D	5	100	250	ug/kg	11/18/20 10:24	11/19/20 16:26	B0K0526	ATS	3540C
Aroclor-1248 (PCB-1248)	ND	D	5	100	250	ug/kg	11/18/20 10:24	11/19/20 16:26	B0K0526	ATS	3540C
Aroclor-1254 (PCB-1254)	ND	D	5	100	250	ug/kg	11/18/20 10:24	11/19/20 16:26	B0K0526	ATS	3540C
Aroclor-1260 (PCB-1260)	ND	D	5	100	250	ug/kg	11/18/20 10:24	11/19/20 16:26	B0K0526	ATS	3540C
Aroclor-1262 (PCB-1262)	ND	D	5	100	250	ug/kg	11/18/20 10:24	11/19/20 16:26	B0K0526	ATS	3540C
Aroclor-1268 (PCB-1268)	ND	D	5	100	250	ug/kg	11/18/20 10:24	11/19/20 16:26	B0K0526	ATS	3540C
	Recovery				Acceptance Criteria						
Surrogate: Decachlorobiphenyl	*93.2% D*				*30-150*		11/18/20 10:24	*11/19/20 16:26*	B0K0526	*ATS*	3540C
Surrogate: Tetrachloro-m-xylene	*114% D*				*30-150*		11/18/20 10:24	*11/19/20 16:26*	B0K0526	*ATS*	3540C

The contents of this report apply to the sample(s) analyzed in accordance with the chain of custody document.
No duplication of this report is allowed, except in its entirety without written approval of the laboratory.

AMERICAN ENVIRONMENTAL TESTING LABORATORY
2834 North Naomi Street Burbank, CA 91504 • ELAP# 1541 & 2402 • LACSD# 10181
TEL (888) 288-AETL • (818) 845-8200 • www.aetlab.com
A KYZER LABS COMPANY

NV5	AETL Job Number:	BBK0210	Site:	30237 Morning View Drive Malibu, CA 90265
3777 Long Beach Boulevard, Annex Building	Project Number:	SMSD-20-9850		
Long Beach, CA 90807	Attention:	Jonathan Barkman		
	Project Name:	Juan Cabrillo Elementary School	Reported:	11/25/2020 11:27

Analytical Results

Client ID: **C-43**
Lab ID: **BBK0210-31 (Solid)** **Sampled:** **11/10/20 15:15**

PCBs

Method: EPA 8082

Analyte	Result	Qualifier	Dilution	MDL	RL	Units	Prepared Date/Time	Analyzed Date/Time	Batch	Analyst Initials	Prep. Method
Aroclor-1016 (PCB-1016)	ND	D	5	100	250	ug/kg	11/18/20 10:24	11/19/20 16:45	B0K0526	ATS	3540C
Aroclor-1221 (PCB-1221)	ND	D	5	100	250	ug/kg	11/18/20 10:24	11/19/20 16:45	B0K0526	ATS	3540C
Aroclor-1232 (PCB-1232)	ND	D	5	100	250	ug/kg	11/18/20 10:24	11/19/20 16:45	B0K0526	ATS	3540C
Aroclor-1242 (PCB-1242)	ND	D	5	100	250	ug/kg	11/18/20 10:24	11/19/20 16:45	B0K0526	ATS	3540C
Aroclor-1248 (PCB-1248)	ND	D	5	100	250	ug/kg	11/18/20 10:24	11/19/20 16:45	B0K0526	ATS	3540C
Aroclor-1254 (PCB-1254)	ND	D	5	100	250	ug/kg	11/18/20 10:24	11/19/20 16:45	B0K0526	ATS	3540C
Aroclor-1260 (PCB-1260)	ND	D	5	100	250	ug/kg	11/18/20 10:24	11/19/20 16:45	B0K0526	ATS	3540C
Aroclor-1262 (PCB-1262)	ND	D	5	100	250	ug/kg	11/18/20 10:24	11/19/20 16:45	B0K0526	ATS	3540C
Aroclor-1268 (PCB-1268)	ND	D	5	100	250	ug/kg	11/18/20 10:24	11/19/20 16:45	B0K0526	ATS	3540C
	Recovery				Acceptance Criteria						
Surrogate: Decachlorobiphenyl	*115% D*				*30-150*		11/18/20 10:24	*11/19/20 16:45*	B0K0526	*ATS*	3540C
Surrogate: Tetrachloro-m-xylene	*58.3% D*				*30-150*		11/18/20 10:24	*11/19/20 16:45*	B0K0526	*ATS*	3540C

The contents of this report apply to the sample(s) analyzed in accordance with the chain of custody document.
No duplication of this report is allowed, except in its entirety without written approval of the laboratory.

AMERICAN ENVIRONMENTAL TESTING LABORATORY
2834 North Naomi Street Burbank, CA 91504 • ELAP# 1541 & 2402 • LACSD# 10181
TEL (888) 288-AETL • (818) 845-8200 • www.aetlab.com
A KYZER LABS COMPANY

NV5	AETL Job Number:	BBK0210	Site:	30237 Morning View Drive	
3777 Long Beach Boulevard, Annex Building	Project Number:	SMSD-20-9850		Malibu, CA 90265	
Long Beach, CA 90807	Attention:	Jonathan Barkman			
	Project Name:	Juan Cabrillo Elementary School	Reported:	11/25/2020 11:27	

Analytical Results

Client ID: **C-44**
Lab ID: **BBK0210-32 (Solid)** **Sampled:** **11/10/20 15:20**

Analyte	Result	Qualifier	Dilution	MDL	RL	Units	Prepared Date/Time	Analyzed Date/Time	Batch	Analyst Initials	Prep. Method
PCBs											
Method: EPA 8082											
Aroclor-1016 (PCB-1016)	ND	D	5	100	250	ug/kg	11/18/20 10:24	11/19/20 17:05	B0K0526	ATS	3540C
Aroclor-1221 (PCB-1221)	ND	D	5	100	250	ug/kg	11/18/20 10:24	11/19/20 17:05	B0K0526	ATS	3540C
Aroclor-1232 (PCB-1232)	ND	D	5	100	250	ug/kg	11/18/20 10:24	11/19/20 17:05	B0K0526	ATS	3540C
Aroclor-1242 (PCB-1242)	ND	D	5	100	250	ug/kg	11/18/20 10:24	11/19/20 17:05	B0K0526	ATS	3540C
Aroclor-1248 (PCB-1248)	ND	D	5	100	250	ug/kg	11/18/20 10:24	11/19/20 17:05	B0K0526	ATS	3540C
Aroclor-1254 (PCB-1254)	ND	D	5	100	250	ug/kg	11/18/20 10:24	11/19/20 17:05	B0K0526	ATS	3540C
Aroclor-1260 (PCB-1260)	ND	D	5	100	250	ug/kg	11/18/20 10:24	11/19/20 17:05	B0K0526	ATS	3540C
Aroclor-1262 (PCB-1262)	ND	D	5	100	250	ug/kg	11/18/20 10:24	11/19/20 17:05	B0K0526	ATS	3540C
Aroclor-1268 (PCB-1268)	ND	D	5	100	250	ug/kg	11/18/20 10:24	11/19/20 17:05	B0K0526	ATS	3540C
	Recovery				Acceptance Criteria						
Surrogate: Decachlorobiphenyl	*469% D, S6*				*30-150*		11/18/20 10:24	*11/19/20 17:05*	B0K0526	*ATS*	3540C
Surrogate: Tetrachloro-m-xylene	*73.3% D*				*30-150*		11/18/20 10:24	*11/19/20 17:05*	B0K0526	*ATS*	3540C

The contents of this report apply to the sample(s) analyzed in accordance with the chain of custody document.
No duplication of this report is allowed, except in its entirety without written approval of the laboratory.

AMERICAN ENVIRONMENTAL TESTING LABORATORY
2834 North Naomi Street Burbank, CA 91504 • ELAP# 1541 & 2402 • LACSD# 10181
TEL (888) 288-AETL • (818) 845-8200 • www.aetlab.com
A KYZER LABS COMPANY

NV5	AETL Job Number:	BBK0210	Site:	30237 Morning View Drive Malibu, CA 90265
3777 Long Beach Boulevard, Annex Building	Project Number:	SMSD-20-9850		
Long Beach, CA 90807	Attention:	Jonathan Barkman		
	Project Name:	Juan Cabrillo Elementary School	Reported:	11/25/2020 11:27

Analytical Results

Client ID: **C-45**

Lab ID: **BBK0210-33 (Solid)** **Sampled:** **11/10/20 15:25**

Analyte	Result	Qualifier	Dilution	MDL	RL	Units	Prepared Date/Time	Analyzed Date/Time	Batch	Analyst Initials	Prep. Method
PCBs											
Method: EPA 8082											
Aroclor-1016 (PCB-1016)	ND	D	10	100	250	ug/kg	11/18/20 10:24	11/19/20 17:24	B0K0526	ATS	3540C
Aroclor-1221 (PCB-1221)	ND	D	10	100	250	ug/kg	11/18/20 10:24	11/19/20 17:24	B0K0526	ATS	3540C
Aroclor-1232 (PCB-1232)	ND	D	10	100	250	ug/kg	11/18/20 10:24	11/19/20 17:24	B0K0526	ATS	3540C
Aroclor-1242 (PCB-1242)	ND	D	10	100	250	ug/kg	11/18/20 10:24	11/19/20 17:24	B0K0526	ATS	3540C
Aroclor-1248 (PCB-1248)	ND	D	10	100	250	ug/kg	11/18/20 10:24	11/19/20 17:24	B0K0526	ATS	3540C
Aroclor-1254 (PCB-1254)	ND	D	10	100	250	ug/kg	11/18/20 10:24	11/19/20 17:24	B0K0526	ATS	3540C
Aroclor-1260 (PCB-1260)	ND	D	10	100	250	ug/kg	11/18/20 10:24	11/19/20 17:24	B0K0526	ATS	3540C
Aroclor-1262 (PCB-1262)	ND	D	10	100	250	ug/kg	11/18/20 10:24	11/19/20 17:24	B0K0526	ATS	3540C
Aroclor-1268 (PCB-1268)	ND	D	10	100	250	ug/kg	11/18/20 10:24	11/19/20 17:24	B0K0526	ATS	3540C
	Recovery				Acceptance Criteria						
Surrogate: Decachlorobiphenyl	*908% D, S6*				*30-150*		11/18/20 10:24	*11/19/20 17:24*	B0K0526	*ATS*	3540C
Surrogate: Tetrachloro-m-xylene	*192% D, S6*				*30-150*		11/18/20 10:24	*11/19/20 17:24*	B0K0526	*ATS*	3540C

The contents of this report apply to the sample(s) analyzed in accordance with the chain of custody document.
No duplication of this report is allowed, except in its entirety without written approval of the laboratory.

AMERICAN ENVIRONMENTAL TESTING LABORATORY
2834 North Naomi Street Burbank, CA 91504 • ELAP# 1541 & 2402 • LACSD# 10181
TEL (888) 288-AETL • (818) 845-8200 • www.aetlab.com
A KYZER LABS COMPANY

NV5	AETL Job Number:	BBK0210	Site:	30237 Morning View Drive Malibu, CA 90265
3777 Long Beach Boulevard, Annex Building	Project Number:	SMSD-20-9850		
Long Beach, CA 90807	Attention:	Jonathan Barkman		
	Project Name:	Juan Cabrillo Elementary School	Reported:	11/25/2020 11:27

Analytical Results

Client ID: **C-46**
Lab ID: **BBK0210-34 (Solid)** **Sampled:** **11/10/20 15:30**

Analyte	Result	Qualifier	Dilution	MDL	RL	Units	Prepared Date/Time	Analyzed Date/Time	Batch	Analyst Initials	Prep. Method
PCBs											
Method: EPA 8082											
Aroclor-1016 (PCB-1016)	ND	D	5	100	250	ug/kg	11/18/20 10:24	11/19/20 17:43	B0K0526	ATS	3540C
Aroclor-1221 (PCB-1221)	ND	D	5	100	250	ug/kg	11/18/20 10:24	11/19/20 17:43	B0K0526	ATS	3540C
Aroclor-1232 (PCB-1232)	ND	D	5	100	250	ug/kg	11/18/20 10:24	11/19/20 17:43	B0K0526	ATS	3540C
Aroclor-1242 (PCB-1242)	ND	D	5	100	250	ug/kg	11/18/20 10:24	11/19/20 17:43	B0K0526	ATS	3540C
Aroclor-1248 (PCB-1248)	ND	D	5	100	250	ug/kg	11/18/20 10:24	11/19/20 17:43	B0K0526	ATS	3540C
Aroclor-1254 (PCB-1254)	ND	D	5	100	250	ug/kg	11/18/20 10:24	11/19/20 17:43	B0K0526	ATS	3540C
Aroclor-1260 (PCB-1260)	ND	D	5	100	250	ug/kg	11/18/20 10:24	11/19/20 17:43	B0K0526	ATS	3540C
Aroclor-1262 (PCB-1262)	ND	D	5	100	250	ug/kg	11/18/20 10:24	11/19/20 17:43	B0K0526	ATS	3540C
Aroclor-1268 (PCB-1268)	ND	D	5	100	250	ug/kg	11/18/20 10:24	11/19/20 17:43	B0K0526	ATS	3540C
	Recovery				Acceptance Criteria						
Surrogate: Decachlorobiphenyl	*604% D, S6*				*30-150*		11/18/20 10:24	*11/19/20 17:43*	B0K0526	*ATS*	3540C
Surrogate: Tetrachloro-m-xylene	*129% D*				*30-150*		11/18/20 10:24	*11/19/20 17:43*	B0K0526	*ATS*	3540C

The contents of this report apply to the sample(s) analyzed in accordance with the chain of custody document.
No duplication of this report is allowed, except in its entirety without written approval of the laboratory.

AMERICAN ENVIRONMENTAL TESTING LABORATORY
2834 North Naomi Street Burbank, CA 91504 • ELAP# 1541 & 2402 • LACSD# 10181
TEL (888) 288-AETL • (818) 845-8200 • www.aetlab.com
A KYZER LABS COMPANY

NV5	AETL Job Number:	BBK0210	Site:	30237 Morning View Drive Malibu, CA 90265
3777 Long Beach Boulevard, Annex Building	Project Number:	SMSD-20-9850		
Long Beach, CA 90807	Attention:	Jonathan Barkman		
	Project Name:	Juan Cabrillo Elementary School	Reported:	11/25/2020 11:27

Analytical Results

Client ID: **C-47**
Lab ID: **BBK0210-35 (Solid)** **Sampled:** **11/10/20 15:40**

Analyte	Result	Qualifier	Dilution	MDL	RL	Units	Prepared Date/Time	Analyzed Date/Time	Batch	Analyst Initials	Prep. Method
PCBs											
Method: EPA 8082											
Aroclor-1016 (PCB-1016)	ND	D	2	100	250	ug/kg	11/18/20 10:24	11/19/20 18:03	B0K0526	ATS	3540C
Aroclor-1221 (PCB-1221)	ND	D	2	100	250	ug/kg	11/18/20 10:24	11/19/20 18:03	B0K0526	ATS	3540C
Aroclor-1232 (PCB-1232)	ND	D	2	100	250	ug/kg	11/18/20 10:24	11/19/20 18:03	B0K0526	ATS	3540C
Aroclor-1242 (PCB-1242)	ND	D	2	100	250	ug/kg	11/18/20 10:24	11/19/20 18:03	B0K0526	ATS	3540C
Aroclor-1248 (PCB-1248)	ND	D	2	100	250	ug/kg	11/18/20 10:24	11/19/20 18:03	B0K0526	ATS	3540C
Aroclor-1254 (PCB-1254)	ND	D	2	100	250	ug/kg	11/18/20 10:24	11/19/20 18:03	B0K0526	ATS	3540C
Aroclor-1260 (PCB-1260)	ND	D	2	100	250	ug/kg	11/18/20 10:24	11/19/20 18:03	B0K0526	ATS	3540C
Aroclor-1262 (PCB-1262)	ND	D	2	100	250	ug/kg	11/18/20 10:24	11/19/20 18:03	B0K0526	ATS	3540C
Aroclor-1268 (PCB-1268)	ND	D	2	100	250	ug/kg	11/18/20 10:24	11/19/20 18:03	B0K0526	ATS	3540C
	Recovery				Acceptance Criteria						
Surrogate: Decachlorobiphenyl	*52.2% D*				*30-150*		11/18/20 10:24	*11/19/20 18:03*	B0K0526	*ATS*	3540C
Surrogate: Tetrachloro-m-xylene	*15.6% D, S6*				*30-150*		11/18/20 10:24	*11/19/20 18:03*	B0K0526	*ATS*	3540C

The contents of this report apply to the sample(s) analyzed in accordance with the chain of custody document.
No duplication of this report is allowed, except in its entirety without written approval of the laboratory.

AMERICAN ENVIRONMENTAL TESTING LABORATORY
2834 North Naomi Street Burbank, CA 91504 • ELAP# 1541 & 2402 • LACSD# 10181
TEL (888) 288-AETL • (818) 845-8200 • www.aetlab.com
A KYZER LABS COMPANY

NV5	AETL Job Number:	BBK0210	Site:	30237 Morning View Drive Malibu, CA 90265
3777 Long Beach Boulevard, Annex Building	Project Number:	SMSD-20-9850		
Long Beach, CA 90807	Attention:	Jonathan Barkman		
	Project Name:	Juan Cabrillo Elementary School	Reported:	11/25/2020 11:27

Analytical Results

Client ID: C-48

Lab ID: BBK0210-36 (Solid) **Sampled: 11/10/20 15:50**

Analyte	Result	Qualifier	Dilution	MDL	RL	Units	Prepared Date/Time	Analyzed Date/Time	Batch	Analyst Initials	Prep. Method
PCBs											
Method: EPA 8082											
Aroclor-1016 (PCB-1016)	ND	D	10	100	250	ug/kg	11/18/20 10:24	11/19/20 18:22	B0K0526	ATS	3540C
Aroclor-1221 (PCB-1221)	ND	D	10	100	250	ug/kg	11/18/20 10:24	11/19/20 18:22	B0K0526	ATS	3540C
Aroclor-1232 (PCB-1232)	ND	D	10	100	250	ug/kg	11/18/20 10:24	11/19/20 18:22	B0K0526	ATS	3540C
Aroclor-1242 (PCB-1242)	ND	D	10	100	250	ug/kg	11/18/20 10:24	11/19/20 18:22	B0K0526	ATS	3540C
Aroclor-1248 (PCB-1248)	ND	D	10	100	250	ug/kg	11/18/20 10:24	11/19/20 18:22	B0K0526	ATS	3540C
Aroclor-1254 (PCB-1254)	ND	D	10	100	250	ug/kg	11/18/20 10:24	11/19/20 18:22	B0K0526	ATS	3540C
Aroclor-1260 (PCB-1260)	ND	D	10	100	250	ug/kg	11/18/20 10:24	11/19/20 18:22	B0K0526	ATS	3540C
Aroclor-1262 (PCB-1262)	ND	D	10	100	250	ug/kg	11/18/20 10:24	11/19/20 18:22	B0K0526	ATS	3540C
Aroclor-1268 (PCB-1268)	ND	D	10	100	250	ug/kg	11/18/20 10:24	11/19/20 18:22	B0K0526	ATS	3540C
	Recovery				Acceptance Criteria						
Surrogate: Decachlorobiphenyl	*63.6% D*				*30-150*		11/18/20 10:24	*11/19/20 18:22*	B0K0526	*ATS*	3540C
Surrogate: Tetrachloro-m-xylene	*89.9% D*				*30-150*		11/18/20 10:24	*11/19/20 18:22*	B0K0526	*ATS*	3540C

The contents of this report apply to the sample(s) analyzed in accordance with the chain of custody document.
No duplication of this report is allowed, except in its entirety without written approval of the laboratory.

AMERICAN ENVIRONMENTAL TESTING LABORATORY
2834 North Naomi Street Burbank, CA 91504 • ELAP# 1541 & 2402 • LACSD# 10181
TEL (888) 288-AETL • (818) 845-8200 • www.aetlab.com
A KYZER LABS COMPANY

NV5	AETL Job Number:	BBK0210	Site:	30237 Morning View Drive	
3777 Long Beach Boulevard, Annex Building	Project Number:	SMSD-20-9850		Malibu, CA 90265	
Long Beach, CA 90807	Attention:	Jonathan Barkman			
	Project Name:	Juan Cabrillo Elementary School	Reported:	11/25/2020 11:27	

Analytical Results

Client ID: **C-49**
Lab ID: **BBK0210-37 (Solid)** **Sampled:** **11/10/20 16:00**

Analyte	Result	Qualifier	Dilution	MDL	RL	Units	Prepared Date/Time	Analyzed Date/Time	Batch	Analyst Initials	Prep. Method
PCBs											
Method: EPA 8082											
Aroclor-1016 (PCB-1016)	ND	D	10	50.0	125	ug/kg	11/18/20 10:24	11/19/20 18:42	B0K0526	ATS	3540C
Aroclor-1221 (PCB-1221)	ND	D	10	50.0	125	ug/kg	11/18/20 10:24	11/19/20 18:42	B0K0526	ATS	3540C
Aroclor-1232 (PCB-1232)	ND	D	10	50.0	125	ug/kg	11/18/20 10:24	11/19/20 18:42	B0K0526	ATS	3540C
Aroclor-1242 (PCB-1242)	ND	D	10	50.0	125	ug/kg	11/18/20 10:24	11/19/20 18:42	B0K0526	ATS	3540C
Aroclor-1248 (PCB-1248)	ND	D	10	50.0	125	ug/kg	11/18/20 10:24	11/19/20 18:42	B0K0526	ATS	3540C
Aroclor-1254 (PCB-1254)	ND	D	10	50.0	125	ug/kg	11/18/20 10:24	11/19/20 18:42	B0K0526	ATS	3540C
Aroclor-1260 (PCB-1260)	ND	D	10	50.0	125	ug/kg	11/18/20 10:24	11/19/20 18:42	B0K0526	ATS	3540C
Aroclor-1262 (PCB-1262)	ND	D	10	50.0	125	ug/kg	11/18/20 10:24	11/19/20 18:42	B0K0526	ATS	3540C
Aroclor-1268 (PCB-1268)	ND	D	10	50.0	125	ug/kg	11/18/20 10:24	11/19/20 18:42	B0K0526	ATS	3540C
	Recovery				Acceptance Criteria						
Surrogate: Decachlorobiphenyl	*46.7% D*				*30-150*		11/18/20 10:24	*11/19/20 18:42*	B0K0526	*ATS*	3540C
Surrogate: Tetrachloro-m-xylene	*326% D, S6*				*30-150*		11/18/20 10:24	*11/19/20 18:42*	B0K0526	*ATS*	3540C

The contents of this report apply to the sample(s) analyzed in accordance with the chain of custody document.
No duplication of this report is allowed, except in its entirety without written approval of the laboratory.

AMERICAN ENVIRONMENTAL TESTING LABORATORY
2834 North Naomi Street Burbank, CA 91504 • ELAP# 1541 & 2402 • LACSD# 10181
TEL (888) 288-AETL • (818) 845-8200 • www.aetlab.com
A KYZER LABS COMPANY

NV5	AETL Job Number:	BBK0210	Site:	30237 Morning View Drive Malibu, CA 90265
3777 Long Beach Boulevard, Annex Building	Project Number:	SMSD-20-9850		
Long Beach, CA 90807	Attention:	Jonathan Barkman		
	Project Name:	Juan Cabrillo Elementary School	Reported:	11/25/2020 11:27

Analytical Results

Client ID: C-50

Lab ID: BBK0210-38 (Solid) **Sampled: 11/10/20 16:10**

Analyte	Result	Qualifier	Dilution	MDL	RL	Units	Prepared Date/Time	Analyzed Date/Time	Batch	Analyst Initials	Prep. Method
PCBs											
Method: EPA 8082											
Aroclor-1016 (PCB-1016)	ND	D	10	100	250	ug/kg	11/18/20 10:24	11/19/20 19:01	B0K0526	ATS	3540C
Aroclor-1221 (PCB-1221)	ND	D	10	100	250	ug/kg	11/18/20 10:24	11/19/20 19:01	B0K0526	ATS	3540C
Aroclor-1232 (PCB-1232)	ND	D	10	100	250	ug/kg	11/18/20 10:24	11/19/20 19:01	B0K0526	ATS	3540C
Aroclor-1242 (PCB-1242)	ND	D	10	100	250	ug/kg	11/18/20 10:24	11/19/20 19:01	B0K0526	ATS	3540C
Aroclor-1248 (PCB-1248)	ND	D	10	100	250	ug/kg	11/18/20 10:24	11/19/20 19:01	B0K0526	ATS	3540C
Aroclor-1254 (PCB-1254)	ND	D	10	100	250	ug/kg	11/18/20 10:24	11/19/20 19:01	B0K0526	ATS	3540C
Aroclor-1260 (PCB-1260)	ND	D	10	100	250	ug/kg	11/18/20 10:24	11/19/20 19:01	B0K0526	ATS	3540C
Aroclor-1262 (PCB-1262)	ND	D	10	100	250	ug/kg	11/18/20 10:24	11/19/20 19:01	B0K0526	ATS	3540C
Aroclor-1268 (PCB-1268)	ND	D	10	100	250	ug/kg	11/18/20 10:24	11/19/20 19:01	B0K0526	ATS	3540C
	Recovery				Acceptance Criteria						
Surrogate: Decachlorobiphenyl	*37.0% D*				*30-150*		11/18/20 10:24	*11/19/20 19:01*	B0K0526	*ATS*	3540C
Surrogate: Tetrachloro-m-xylene	*85.2% D*				*30-150*		11/18/20 10:24	*11/19/20 19:01*	B0K0526	*ATS*	3540C

The contents of this report apply to the sample(s) analyzed in accordance with the chain of custody document.
No duplication of this report is allowed, except in its entirety without written approval of the laboratory.

AMERICAN ENVIRONMENTAL TESTING LABORATORY
2834 North Naomi Street Burbank, CA 91504 • ELAP# 1541 & 2402 • LACSD# 10181
TEL (888) 288-AETL • (818) 845-8200 • www.aetlab.com
A KYZER LABS COMPANY

NV5	AETL Job Number:	BBK0210	Site:	30237 Morning View Drive Malibu, CA 90265
3777 Long Beach Boulevard, Annex Building	Project Number:	SMSD-20-9850		
Long Beach, CA 90807	Attention:	Jonathan Barkman		
	Project Name:	Juan Cabrillo Elementary School	Reported:	11/25/2020 11:27

Analytical Results

Client ID: **C-51**
Lab ID: **BBK0210-39 (Solid)** **Sampled:** **11/10/20 16:20**

Analyte	Result	Qualifier	Dilution	MDL	RL	Units	Prepared Date/Time	Analyzed Date/Time	Batch	Analyst Initials	Prep. Method
PCBs											
Method: EPA 8082											
Aroclor-1016 (PCB-1016)	ND	D	5	100	250	ug/kg	11/18/20 10:24	11/19/20 19:21	B0K0526	ATS	3540C
Aroclor-1221 (PCB-1221)	ND	D	5	100	250	ug/kg	11/18/20 10:24	11/19/20 19:21	B0K0526	ATS	3540C
Aroclor-1232 (PCB-1232)	ND	D	5	100	250	ug/kg	11/18/20 10:24	11/19/20 19:21	B0K0526	ATS	3540C
Aroclor-1242 (PCB-1242)	ND	D	5	100	250	ug/kg	11/18/20 10:24	11/19/20 19:21	B0K0526	ATS	3540C
Aroclor-1248 (PCB-1248)	ND	D	5	100	250	ug/kg	11/18/20 10:24	11/19/20 19:21	B0K0526	ATS	3540C
Aroclor-1254 (PCB-1254)	ND	D	5	100	250	ug/kg	11/18/20 10:24	11/19/20 19:21	B0K0526	ATS	3540C
Aroclor-1260 (PCB-1260)	ND	D	5	100	250	ug/kg	11/18/20 10:24	11/19/20 19:21	B0K0526	ATS	3540C
Aroclor-1262 (PCB-1262)	ND	D	5	100	250	ug/kg	11/18/20 10:24	11/19/20 19:21	B0K0526	ATS	3540C
Aroclor-1268 (PCB-1268)	ND	D	5	100	250	ug/kg	11/18/20 10:24	11/19/20 19:21	B0K0526	ATS	3540C
	Recovery				Acceptance Criteria						
Surrogate: Decachlorobiphenyl	*46.2% D*				*30-150*		11/18/20 10:24	*11/19/20 19:21*	B0K0526	*ATS*	3540C
Surrogate: Tetrachloro-m-xylene	*24.3% D, S6*				*30-150*		11/18/20 10:24	*11/19/20 19:21*	B0K0526	*ATS*	3540C

The contents of this report apply to the sample(s) analyzed in accordance with the chain of custody document.
No duplication of this report is allowed, except in its entirety without written approval of the laboratory.

AMERICAN ENVIRONMENTAL TESTING LABORATORY
2834 North Naomi Street Burbank, CA 91504 • ELAP# 1541 & 2402 • LACSD# 10181
TEL (888) 288-AETL • (818) 845-8200 • www.aetlab.com
A KYZER LABS COMPANY

NV5	AETL Job Number:	BBK0210	Site:	30237 Morning View Drive Malibu, CA 90265
3777 Long Beach Boulevard, Annex Building	Project Number:	SMSD-20-9850		
Long Beach, CA 90807	Attention:	Jonathan Barkman		
	Project Name:	Juan Cabrillo Elementary School	Reported:	11/25/2020 11:27

Analytical Results

Client ID: C-52
Lab ID: BBK0210-40 (Solid) **Sampled:** 11/10/20 16:25

PCBs

Method: EPA 8082

Analyte	Result	Qualifier	Dilution	MDL	RL	Units	Prepared Date/Time	Analyzed Date/Time	Batch	Analyst Initials	Prep. Method
Aroclor-1016 (PCB-1016)	ND	D	10	100	250	ug/kg	11/18/20 10:24	11/19/20 19:59	B0K0526	ATS	3540C
Aroclor-1221 (PCB-1221)	ND	D	10	100	250	ug/kg	11/18/20 10:24	11/19/20 19:59	B0K0526	ATS	3540C
Aroclor-1232 (PCB-1232)	ND	D	10	100	250	ug/kg	11/18/20 10:24	11/19/20 19:59	B0K0526	ATS	3540C
Aroclor-1242 (PCB-1242)	ND	D	10	100	250	ug/kg	11/18/20 10:24	11/19/20 19:59	B0K0526	ATS	3540C
Aroclor-1248 (PCB-1248)	ND	D	10	100	250	ug/kg	11/18/20 10:24	11/19/20 19:59	B0K0526	ATS	3540C
Aroclor-1254 (PCB-1254)	ND	D	10	100	250	ug/kg	11/18/20 10:24	11/19/20 19:59	B0K0526	ATS	3540C
Aroclor-1260 (PCB-1260)	ND	D	10	100	250	ug/kg	11/18/20 10:24	11/19/20 19:59	B0K0526	ATS	3540C
Aroclor-1262 (PCB-1262)	ND	D	10	100	250	ug/kg	11/18/20 10:24	11/19/20 19:59	B0K0526	ATS	3540C
Aroclor-1268 (PCB-1268)	ND	D	10	100	250	ug/kg	11/18/20 10:24	11/19/20 19:59	B0K0526	ATS	3540C
	Recovery				Acceptance Criteria						
Surrogate: Decachlorobiphenyl	*71.8% D*				*30-150*		11/18/20 10:24	*11/19/20 19:59*	B0K0526	*ATS*	3540C
Surrogate: Tetrachloro-m-xylene	*241% D, S6*				*30-150*		11/18/20 10:24	*11/19/20 19:59*	B0K0526	*ATS*	3540C

The contents of this report apply to the sample(s) analyzed in accordance with the chain of custody document.
No duplication of this report is allowed, except in its entirety without written approval of the laboratory.

NV5	AETL Job Number:	BBK0210	Site:	30237 Morning View Drive	
3777 Long Beach Boulevard, Annex Building	Project Number:	SMSD-20-9850		Malibu, CA 90265	
Long Beach, CA 90807	Attention:	Jonathan Barkman			
	Project Name:	Juan Cabrillo Elementary School	Reported:	11/25/2020 11:27	

Analytical Results

Client ID: **A-01**
Lab ID: **BBK0210-41 (Solid)** **Sampled:** **11/10/20 16:30**

PCBs

Method: EPA 8082

Analyte	Result	Qualifier	Dilution	MDL	RL	Units	Prepared Date/Time	Analyzed Date/Time	Batch	Analyst Initials	Prep. Method
Aroclor-1016 (PCB-1016)	ND	D	5	50.0	125	ug/kg	11/18/20 13:14	11/19/20 21:17	B0K0539	ATS	3540C
Aroclor-1221 (PCB-1221)	ND	D	5	50.0	125	ug/kg	11/18/20 13:14	11/19/20 21:17	B0K0539	ATS	3540C
Aroclor-1232 (PCB-1232)	ND	D	5	50.0	125	ug/kg	11/18/20 13:14	11/19/20 21:17	B0K0539	ATS	3540C
Aroclor-1242 (PCB-1242)	ND	D	5	50.0	125	ug/kg	11/18/20 13:14	11/19/20 21:17	B0K0539	ATS	3540C
Aroclor-1248 (PCB-1248)	ND	D	5	50.0	125	ug/kg	11/18/20 13:14	11/19/20 21:17	B0K0539	ATS	3540C
Aroclor-1254 (PCB-1254)	ND	D	5	50.0	125	ug/kg	11/18/20 13:14	11/19/20 21:17	B0K0539	ATS	3540C
Aroclor-1260 (PCB-1260)	ND	D	5	50.0	125	ug/kg	11/18/20 13:14	11/19/20 21:17	B0K0539	ATS	3540C
Aroclor-1262 (PCB-1262)	ND	D	5	50.0	125	ug/kg	11/18/20 13:14	11/19/20 21:17	B0K0539	ATS	3540C
Aroclor-1268 (PCB-1268)	ND	D	5	50.0	125	ug/kg	11/18/20 13:14	11/19/20 21:17	B0K0539	ATS	3540C
	Recovery				Acceptance Criteria						
Surrogate: Decachlorobiphenyl	*68.0% D*				*30-150*		11/18/20 13:14	*11/19/20 21:17*	B0K0539	*ATS*	3540C
Surrogate: Tetrachloro-m-xylene	*82.9% D*				*30-150*		11/18/20 13:14	*11/19/20 21:17*	B0K0539	*ATS*	3540C

The contents of this report apply to the sample(s) analyzed in accordance with the chain of custody document.
No duplication of this report is allowed, except in its entirety without written approval of the laboratory.

AMERICAN ENVIRONMENTAL TESTING LABORATORY
2834 North Naomi Street Burbank, CA 91504 • ELAP# 1541 & 2402 • LACSD# 10181
TEL (888) 288-AETL • (818) 845-8200 • www.aetlab.com
A KYZER LABS COMPANY

NV5	AETL Job Number:	BBK0210	Site:	30237 Morning View Drive Malibu, CA 90265
3777 Long Beach Boulevard, Annex Building	Project Number:	SMSD-20-9850		
Long Beach, CA 90807	Attention:	Jonathan Barkman		
	Project Name:	Juan Cabrillo Elementary School	Reported:	11/25/2020 11:27

Analytical Results

Client ID: **A-02**
Lab ID: **BBK0210-42 (Solid)** **Sampled:** **11/10/20 16:35**

Analyte	Result	Qualifier	Dilution	MDL	RL	Units	Prepared Date/Time	Analyzed Date/Time	Batch	Analyst Initials	Prep. Method
PCBs											
Method: EPA 8082											
Aroclor-1016 (PCB-1016)	ND	D	10	100	250	ug/kg	11/18/20 13:14	11/19/20 21:36	B0K0539	ATS	3540C
Aroclor-1221 (PCB-1221)	ND	D	10	100	250	ug/kg	11/18/20 13:14	11/19/20 21:36	B0K0539	ATS	3540C
Aroclor-1232 (PCB-1232)	ND	D	10	100	250	ug/kg	11/18/20 13:14	11/19/20 21:36	B0K0539	ATS	3540C
Aroclor-1242 (PCB-1242)	ND	D	10	100	250	ug/kg	11/18/20 13:14	11/19/20 21:36	B0K0539	ATS	3540C
Aroclor-1248 (PCB-1248)	ND	D	10	100	250	ug/kg	11/18/20 13:14	11/19/20 21:36	B0K0539	ATS	3540C
Aroclor-1254 (PCB-1254)	ND	D	10	100	250	ug/kg	11/18/20 13:14	11/19/20 21:36	B0K0539	ATS	3540C
Aroclor-1260 (PCB-1260)	ND	D	10	100	250	ug/kg	11/18/20 13:14	11/19/20 21:36	B0K0539	ATS	3540C
Aroclor-1262 (PCB-1262)	ND	D	10	100	250	ug/kg	11/18/20 13:14	11/19/20 21:36	B0K0539	ATS	3540C
Aroclor-1268 (PCB-1268)	ND	D	10	100	250	ug/kg	11/18/20 13:14	11/19/20 21:36	B0K0539	ATS	3540C
	Recovery				Acceptance Criteria						
Surrogate: Decachlorobiphenyl	*56.6% D*				*30-150*		11/18/20 13:14	*11/19/20 21:36*	B0K0539	*ATS*	3540C
Surrogate: Tetrachloro-m-xylene	*75.4% D*				*30-150*		11/18/20 13:14	*11/19/20 21:36*	B0K0539	*ATS*	3540C

The contents of this report apply to the sample(s) analyzed in accordance with the chain of custody document.
No duplication of this report is allowed, except in its entirety without written approval of the laboratory.

AMERICAN ENVIRONMENTAL TESTING LABORATORY
2834 North Naomi Street Burbank, CA 91504 • ELAP# 1541 & 2402 • LACSD# 10181
TEL (888) 288-AETL • (818) 845-8200 • www.aetlab.com
A KYZER LABS COMPANY

NV5	AETL Job Number:	BBK0210	Site:	30237 Morning View Drive Malibu, CA 90265
3777 Long Beach Boulevard, Annex Building	Project Number:	SMSD-20-9850		
Long Beach, CA 90807	Attention:	Jonathan Barkman		
	Project Name:	Juan Cabrillo Elementary School	Reported:	11/25/2020 11:27

Analytical Results

Client ID: **A-03**
Lab ID: **BBK0210-43 (Solid)** **Sampled:** **11/10/20 16:40**

PCBs

Method: EPA 8082

Analyte	Result	Qualifier	Dilution	MDL	RL	Units	Prepared Date/Time	Analyzed Date/Time	Batch	Analyst Initials	Prep. Method
Aroclor-1016 (PCB-1016)	ND		1	20.0	50.0	ug/kg	11/18/20 13:14	11/19/20 21:56	B0K0539	ATS	3540C
Aroclor-1221 (PCB-1221)	ND		1	20.0	50.0	ug/kg	11/18/20 13:14	11/19/20 21:56	B0K0539	ATS	3540C
Aroclor-1232 (PCB-1232)	ND		1	20.0	50.0	ug/kg	11/18/20 13:14	11/19/20 21:56	B0K0539	ATS	3540C
Aroclor-1242 (PCB-1242)	ND		1	20.0	50.0	ug/kg	11/18/20 13:14	11/19/20 21:56	B0K0539	ATS	3540C
Aroclor-1248 (PCB-1248)	ND		1	20.0	50.0	ug/kg	11/18/20 13:14	11/19/20 21:56	B0K0539	ATS	3540C
Aroclor-1254 (PCB-1254)	ND		1	20.0	50.0	ug/kg	11/18/20 13:14	11/19/20 21:56	B0K0539	ATS	3540C
Aroclor-1260 (PCB-1260)	ND		1	20.0	50.0	ug/kg	11/18/20 13:14	11/19/20 21:56	B0K0539	ATS	3540C
Aroclor-1262 (PCB-1262)	ND		1	20.0	50.0	ug/kg	11/18/20 13:14	11/19/20 21:56	B0K0539	ATS	3540C
Aroclor-1268 (PCB-1268)	ND		1	20.0	50.0	ug/kg	11/18/20 13:14	11/19/20 21:56	B0K0539	ATS	3540C
	Recovery				Acceptance Criteria						
Surrogate: Decachlorobiphenyl	*45.0%*				*30-150*		11/18/20 13:14	*11/19/20 21:56*	B0K0539	*ATS*	3540C
Surrogate: Tetrachloro-m-xylene	*31.9%*				*30-150*		11/18/20 13:14	*11/19/20 21:56*	B0K0539	*ATS*	3540C

The contents of this report apply to the sample(s) analyzed in accordance with the chain of custody document.
No duplication of this report is allowed, except in its entirety without written approval of the laboratory.

AMERICAN ENVIRONMENTAL TESTING LABORATORY
2834 North Naomi Street Burbank, CA 91504 • ELAP# 1541 & 2402 • LACSD# 10181
TEL (888) 288-AETL • (818) 845-8200 • www.aetlab.com
A KYZER LABS COMPANY

NV5	AETL Job Number:	BBK0210	Site:	30237 Morning View Drive Malibu, CA 90265
3777 Long Beach Boulevard, Annex Building	Project Number:	SMSD-20-9850		
Long Beach, CA 90807	Attention:	Jonathan Barkman		
	Project Name:	Juan Cabrillo Elementary School	Reported:	11/25/2020 11:27

Analytical Results

Client ID: **A-04**
Lab ID: **BBK0210-44 (Solid)** **Sampled:** **11/10/20 16:45**

PCBs

Method: EPA 8082

Analyte	Result	Qualifier	Dilution	MDL	RL	Units	Prepared Date/Time	Analyzed Date/Time	Batch	Analyst Initials	Prep. Method
Aroclor-1016 (PCB-1016)	ND		1	20.0	50.0	ug/kg	11/18/20 13:14	11/19/20 22:15	B0K0539	ATS	3540C
Aroclor-1221 (PCB-1221)	ND		1	20.0	50.0	ug/kg	11/18/20 13:14	11/19/20 22:15	B0K0539	ATS	3540C
Aroclor-1232 (PCB-1232)	ND		1	20.0	50.0	ug/kg	11/18/20 13:14	11/19/20 22:15	B0K0539	ATS	3540C
Aroclor-1242 (PCB-1242)	ND		1	20.0	50.0	ug/kg	11/18/20 13:14	11/19/20 22:15	B0K0539	ATS	3540C
Aroclor-1248 (PCB-1248)	ND		1	20.0	50.0	ug/kg	11/18/20 13:14	11/19/20 22:15	B0K0539	ATS	3540C
Aroclor-1254 (PCB-1254)	ND		1	20.0	50.0	ug/kg	11/18/20 13:14	11/19/20 22:15	B0K0539	ATS	3540C
Aroclor-1260 (PCB-1260)	ND		1	20.0	50.0	ug/kg	11/18/20 13:14	11/19/20 22:15	B0K0539	ATS	3540C
Aroclor-1262 (PCB-1262)	ND		1	20.0	50.0	ug/kg	11/18/20 13:14	11/19/20 22:15	B0K0539	ATS	3540C
Aroclor-1268 (PCB-1268)	ND		1	20.0	50.0	ug/kg	11/18/20 13:14	11/19/20 22:15	B0K0539	ATS	3540C
	Recovery				Acceptance Criteria						
Surrogate: Decachlorobiphenyl	*102%*				*30-150*		11/18/20 13:14	*11/19/20 22:15*	B0K0539	*ATS*	3540C
Surrogate: Tetrachloro-m-xylene	*144%*				*30-150*		11/18/20 13:14	*11/19/20 22:15*	B0K0539	*ATS*	3540C

The contents of this report apply to the sample(s) analyzed in accordance with the chain of custody document.
No duplication of this report is allowed, except in its entirety without written approval of the laboratory.

AMERICAN ENVIRONMENTAL TESTING LABORATORY
2834 North Naomi Street Burbank, CA 91504 • ELAP# 1541 & 2402 • LACSD# 10181
TEL (888) 288-AETL • (818) 845-8200 • www.aetlab.com
A KYZER LABS COMPANY

NV5	AETL Job Number:	BBK0210	Site:	30237 Morning View Drive Malibu, CA 90265
3777 Long Beach Boulevard, Annex Building	Project Number:	SMSD-20-9850		
Long Beach, CA 90807	Attention:	Jonathan Barkman		
	Project Name:	Juan Cabrillo Elementary School	Reported:	11/25/2020 11:27

Analytical Results

Client ID: **A-05**
Lab ID: **BBK0210-45 (Solid)** **Sampled:** **11/10/20 16:50**

Analyte	Result	Qualifier	Dilution	MDL	RL	Units	Prepared Date/Time	Analyzed Date/Time	Batch	Analyst Initials	Prep. Method
PCBs											
Method: EPA 8082											
Aroclor-1016 (PCB-1016)	ND		1	20.0	50.0	ug/kg	11/18/20 13:14	11/19/20 22:34	B0K0539	ATS	3540C
Aroclor-1221 (PCB-1221)	ND		1	20.0	50.0	ug/kg	11/18/20 13:14	11/19/20 22:34	B0K0539	ATS	3540C
Aroclor-1232 (PCB-1232)	ND		1	20.0	50.0	ug/kg	11/18/20 13:14	11/19/20 22:34	B0K0539	ATS	3540C
Aroclor-1242 (PCB-1242)	ND		1	20.0	50.0	ug/kg	11/18/20 13:14	11/19/20 22:34	B0K0539	ATS	3540C
Aroclor-1248 (PCB-1248)	ND		1	20.0	50.0	ug/kg	11/18/20 13:14	11/19/20 22:34	B0K0539	ATS	3540C
Aroclor-1254 (PCB-1254)	ND		1	20.0	50.0	ug/kg	11/18/20 13:14	11/19/20 22:34	B0K0539	ATS	3540C
Aroclor-1260 (PCB-1260)	ND		1	20.0	50.0	ug/kg	11/18/20 13:14	11/19/20 22:34	B0K0539	ATS	3540C
Aroclor-1262 (PCB-1262)	ND		1	20.0	50.0	ug/kg	11/18/20 13:14	11/19/20 22:34	B0K0539	ATS	3540C
Aroclor-1268 (PCB-1268)	ND		1	20.0	50.0	ug/kg	11/18/20 13:14	11/19/20 22:34	B0K0539	ATS	3540C
	Recovery				Acceptance Criteria						
Surrogate: Decachlorobiphenyl	*89.2%*				*30-150*		11/18/20 13:14	*11/19/20 22:34*	B0K0539	*ATS*	3540C
Surrogate: Tetrachloro-m-xylene	*138%*				*30-150*		11/18/20 13:14	*11/19/20 22:34*	B0K0539	*ATS*	3540C

The contents of this report apply to the sample(s) analyzed in accordance with the chain of custody document.
No duplication of this report is allowed, except in its entirety without written approval of the laboratory.

AMERICAN ENVIRONMENTAL TESTING LABORATORY
2834 North Naomi Street Burbank, CA 91504 • ELAP# 1541 & 2402 • LACSD# 10181
TEL (888) 288-AETL • (818) 845-8200 • www.aetlab.com
A KYZER LABS COMPANY

NV5	AETL Job Number:	BBK0210	Site:	30237 Morning View Drive Malibu, CA 90265
3777 Long Beach Boulevard, Annex Building	Project Number:	SMSD-20-9850		
Long Beach, CA 90807	Attention:	Jonathan Barkman		
	Project Name:	Juan Cabrillo Elementary School	Reported:	11/25/2020 11:27

Analytical Results

Client ID: **A-06**
Lab ID: **BBK0210-46 (Solid)** **Sampled:** **11/11/20 7:30**

Analyte	Result	Qualifier	Dilution	MDL	RL	Units	Prepared Date/Time	Analyzed Date/Time	Batch	Analyst Initials	Prep. Method
PCBs											
Method: EPA 8082											
Aroclor-1016 (PCB-1016)	ND	D	5	100	250	ug/kg	11/18/20 13:14	11/19/20 22:54	B0K0539	ATS	3540C
Aroclor-1221 (PCB-1221)	ND	D	5	100	250	ug/kg	11/18/20 13:14	11/19/20 22:54	B0K0539	ATS	3540C
Aroclor-1232 (PCB-1232)	ND	D	5	100	250	ug/kg	11/18/20 13:14	11/19/20 22:54	B0K0539	ATS	3540C
Aroclor-1242 (PCB-1242)	ND	D	5	100	250	ug/kg	11/18/20 13:14	11/19/20 22:54	B0K0539	ATS	3540C
Aroclor-1248 (PCB-1248)	ND	D	5	100	250	ug/kg	11/18/20 13:14	11/19/20 22:54	B0K0539	ATS	3540C
Aroclor-1254 (PCB-1254)	ND	D	5	100	250	ug/kg	11/18/20 13:14	11/19/20 22:54	B0K0539	ATS	3540C
Aroclor-1260 (PCB-1260)	ND	D	5	100	250	ug/kg	11/18/20 13:14	11/19/20 22:54	B0K0539	ATS	3540C
Aroclor-1262 (PCB-1262)	ND	D	5	100	250	ug/kg	11/18/20 13:14	11/19/20 22:54	B0K0539	ATS	3540C
Aroclor-1268 (PCB-1268)	ND	D	5	100	250	ug/kg	11/18/20 13:14	11/19/20 22:54	B0K0539	ATS	3540C
	Recovery				Acceptance Criteria						
Surrogate: Decachlorobiphenyl	*72.3% D*				*30-150*		11/18/20 13:14	*11/19/20 22:54*	B0K0539	*ATS*	3540C
Surrogate: Tetrachloro-m-xylene	*80.9% D*				*30-150*		11/18/20 13:14	*11/19/20 22:54*	B0K0539	*ATS*	3540C

The contents of this report apply to the sample(s) analyzed in accordance with the chain of custody document.
No duplication of this report is allowed, except in its entirety without written approval of the laboratory.

AMERICAN ENVIRONMENTAL TESTING LABORATORY
2834 North Naomi Street Burbank, CA 91504 • ELAP# 1541 & 2402 • LACSD# 10181
TEL (888) 288-AETL • (818) 845-8200 • www.aetlab.com
A KYZER LABS COMPANY

NV5	AETL Job Number:	BBK0210	Site:	30237 Morning View Drive Malibu, CA 90265	
3777 Long Beach Boulevard, Annex Building	Project Number:	SMSD-20-9850			
Long Beach, CA 90807	Attention:	Jonathan Barkman			
	Project Name:	Juan Cabrillo Elementary School	Reported:	11/25/2020 11:27	

Analytical Results

Client ID: **A-07**
Lab ID: **BBK0210-47 (Solid)** **Sampled:** **11/11/20 7:40**

PCBs

Method: EPA 8082

Analyte	Result	Qualifier	Dilution	MDL	RL	Units	Prepared Date/Time	Analyzed Date/Time	Batch	Analyst Initials	Prep. Method
Aroclor-1016 (PCB-1016)	ND		1	20.0	50.0	ug/kg	11/18/20 13:14	11/19/20 23:13	B0K0539	ATS	3540C
Aroclor-1221 (PCB-1221)	ND		1	20.0	50.0	ug/kg	11/18/20 13:14	11/19/20 23:13	B0K0539	ATS	3540C
Aroclor-1232 (PCB-1232)	ND		1	20.0	50.0	ug/kg	11/18/20 13:14	11/19/20 23:13	B0K0539	ATS	3540C
Aroclor-1242 (PCB-1242)	ND		1	20.0	50.0	ug/kg	11/18/20 13:14	11/19/20 23:13	B0K0539	ATS	3540C
Aroclor-1248 (PCB-1248)	ND		1	20.0	50.0	ug/kg	11/18/20 13:14	11/19/20 23:13	B0K0539	ATS	3540C
Aroclor-1254 (PCB-1254)	ND		1	20.0	50.0	ug/kg	11/18/20 13:14	11/19/20 23:13	B0K0539	ATS	3540C
Aroclor-1260 (PCB-1260)	ND		1	20.0	50.0	ug/kg	11/18/20 13:14	11/19/20 23:13	B0K0539	ATS	3540C
Aroclor-1262 (PCB-1262)	ND		1	20.0	50.0	ug/kg	11/18/20 13:14	11/19/20 23:13	B0K0539	ATS	3540C
Aroclor-1268 (PCB-1268)	ND		1	20.0	50.0	ug/kg	11/18/20 13:14	11/19/20 23:13	B0K0539	ATS	3540C
	Recovery				Acceptance Criteria						
Surrogate: Decachlorobiphenyl	*103%*				*30-150*		11/18/20 13:14	*11/19/20 23:13*	B0K0539	*ATS*	3540C
Surrogate: Tetrachloro-m-xylene	*118%*				*30-150*		11/18/20 13:14	*11/19/20 23:13*	B0K0539	*ATS*	3540C

The contents of this report apply to the sample(s) analyzed in accordance with the chain of custody document.
No duplication of this report is allowed, except in its entirety without written approval of the laboratory.

AMERICAN ENVIRONMENTAL TESTING LABORATORY
2834 North Naomi Street Burbank, CA 91504 • ELAP# 1541 & 2402 • LACSD# 10181
TEL (888) 288-AETL • (818) 845-8200 • www.aetlab.com
A KYZER LABS COMPANY

NV5	AETL Job Number:	BBK0210	Site:	30237 Morning View Drive Malibu, CA 90265
3777 Long Beach Boulevard, Annex Building	Project Number:	SMSD-20-9850		
Long Beach, CA 90807	Attention:	Jonathan Barkman		
	Project Name:	Juan Cabrillo Elementary School	Reported:	11/25/2020 11:27

Analytical Results

Client ID: A-08

Lab ID: BBK0210-48 (Solid) **Sampled: 11/11/20 7:50**

PCBs

Method: EPA 8082

Analyte	Result	Qualifier	Dilution	MDL	RL	Units	Prepared Date/Time	Analyzed Date/Time	Batch	Analyst Initials	Prep. Method
Aroclor-1016 (PCB-1016)	ND		1	20.0	50.0	ug/kg	11/18/20 13:14	11/19/20 23:52	B0K0539	ATS	3540C
Aroclor-1221 (PCB-1221)	ND		1	20.0	50.0	ug/kg	11/18/20 13:14	11/19/20 23:52	B0K0539	ATS	3540C
Aroclor-1232 (PCB-1232)	ND		1	20.0	50.0	ug/kg	11/18/20 13:14	11/19/20 23:52	B0K0539	ATS	3540C
Aroclor-1242 (PCB-1242)	ND		1	20.0	50.0	ug/kg	11/18/20 13:14	11/19/20 23:52	B0K0539	ATS	3540C
Aroclor-1248 (PCB-1248)	ND		1	20.0	50.0	ug/kg	11/18/20 13:14	11/19/20 23:52	B0K0539	ATS	3540C
Aroclor-1254 (PCB-1254)	ND		1	20.0	50.0	ug/kg	11/18/20 13:14	11/19/20 23:52	B0K0539	ATS	3540C
Aroclor-1260 (PCB-1260)	ND		1	20.0	50.0	ug/kg	11/18/20 13:14	11/19/20 23:52	B0K0539	ATS	3540C
Aroclor-1262 (PCB-1262)	ND		1	20.0	50.0	ug/kg	11/18/20 13:14	11/19/20 23:52	B0K0539	ATS	3540C
Aroclor-1268 (PCB-1268)	ND		1	20.0	50.0	ug/kg	11/18/20 13:14	11/19/20 23:52	B0K0539	ATS	3540C
	Recovery				Acceptance Criteria						
Surrogate: Decachlorobiphenyl	*74.9%*				*30-150*		11/18/20 13:14	*11/19/20 23:52*	B0K0539	*ATS*	3540C
Surrogate: Tetrachloro-m-xylene	*107%*				*30-150*		11/18/20 13:14	*11/19/20 23:52*	B0K0539	*ATS*	3540C

The contents of this report apply to the sample(s) analyzed in accordance with the chain of custody document.
No duplication of this report is allowed, except in its entirety without written approval of the laboratory.

AMERICAN ENVIRONMENTAL TESTING LABORATORY
2834 North Naomi Street Burbank, CA 91504 • ELAP# 1541 & 2402 • LACSD# 10181
TEL (888) 288-AETL • (818) 845-8200 • www.aetlab.com
A KYZER LABS COMPANY

NV5	AETL Job Number:	BBK0210	Site:	30237 Morning View Drive Malibu, CA 90265
3777 Long Beach Boulevard, Annex Building	Project Number:	SMSD-20-9850		
Long Beach, CA 90807	Attention:	Jonathan Barkman		
	Project Name:	Juan Cabrillo Elementary School	Reported:	11/25/2020 11:27

Analytical Results

Client ID: **A-09**
Lab ID: **BBK0210-49 (Solid)** **Sampled:** **11/11/20 7:55**

PCBs

Method: EPA 8082

Analyte	Result	Qualifier	Dilution	MDL	RL	Units	Prepared Date/Time	Analyzed Date/Time	Batch	Analyst Initials	Prep. Method
Aroclor-1016 (PCB-1016)	ND		1	20.0	50.0	ug/kg	11/18/20 13:14	11/20/20 00:11	B0K0539	ATS	3540C
Aroclor-1221 (PCB-1221)	ND		1	20.0	50.0	ug/kg	11/18/20 13:14	11/20/20 00:11	B0K0539	ATS	3540C
Aroclor-1232 (PCB-1232)	ND		1	20.0	50.0	ug/kg	11/18/20 13:14	11/20/20 00:11	B0K0539	ATS	3540C
Aroclor-1242 (PCB-1242)	ND		1	20.0	50.0	ug/kg	11/18/20 13:14	11/20/20 00:11	B0K0539	ATS	3540C
Aroclor-1248 (PCB-1248)	ND		1	20.0	50.0	ug/kg	11/18/20 13:14	11/20/20 00:11	B0K0539	ATS	3540C
Aroclor-1254 (PCB-1254)	ND		1	20.0	50.0	ug/kg	11/18/20 13:14	11/20/20 00:11	B0K0539	ATS	3540C
Aroclor-1260 (PCB-1260)	ND		1	20.0	50.0	ug/kg	11/18/20 13:14	11/20/20 00:11	B0K0539	ATS	3540C
Aroclor-1262 (PCB-1262)	ND		1	20.0	50.0	ug/kg	11/18/20 13:14	11/20/20 00:11	B0K0539	ATS	3540C
Aroclor-1268 (PCB-1268)	ND		1	20.0	50.0	ug/kg	11/18/20 13:14	11/20/20 00:11	B0K0539	ATS	3540C
	Recovery				Acceptance Criteria						
Surrogate: Decachlorobiphenyl	*102%*				*30-150*		11/18/20 13:14	*11/20/20 00:11*	B0K0539	*ATS*	3540C
Surrogate: Tetrachloro-m-xylene	*133%*				*30-150*		11/18/20 13:14	*11/20/20 00:11*	B0K0539	*ATS*	3540C

The contents of this report apply to the sample(s) analyzed in accordance with the chain of custody document.
No duplication of this report is allowed, except in its entirety without written approval of the laboratory.

NV5	AETL Job Number:	BBK0210	Site:	30237 Morning View Drive Malibu, CA 90265	
3777 Long Beach Boulevard, Annex Building	Project Number:	SMSD-20-9850			
Long Beach, CA 90807	Attention:	Jonathan Barkman			
	Project Name:	Juan Cabrillo Elementary School	Reported:	11/25/2020 11:27	

Analytical Results

Client ID: A-10

Lab ID: BBK0210-50 (Solid) **Sampled: 11/11/20 8:00**

PCBs

Method: EPA 8082

Analyte	Result	Qualifier	Dilution	MDL	RL	Units	Prepared Date/Time	Analyzed Date/Time	Batch	Analyst Initials	Prep. Method
Aroclor-1016 (PCB-1016)	ND		1	10.0	25.0	ug/kg	11/18/20 13:14	11/20/20 00:30	B0K0539	ATS	3540C
Aroclor-1221 (PCB-1221)	ND		1	10.0	25.0	ug/kg	11/18/20 13:14	11/20/20 00:30	B0K0539	ATS	3540C
Aroclor-1232 (PCB-1232)	ND		1	10.0	25.0	ug/kg	11/18/20 13:14	11/20/20 00:30	B0K0539	ATS	3540C
Aroclor-1242 (PCB-1242)	ND		1	10.0	25.0	ug/kg	11/18/20 13:14	11/20/20 00:30	B0K0539	ATS	3540C
Aroclor-1248 (PCB-1248)	ND		1	10.0	25.0	ug/kg	11/18/20 13:14	11/20/20 00:30	B0K0539	ATS	3540C
Aroclor-1254 (PCB-1254)	ND		1	10.0	25.0	ug/kg	11/18/20 13:14	11/20/20 00:30	B0K0539	ATS	3540C
Aroclor-1260 (PCB-1260)	ND		1	10.0	25.0	ug/kg	11/18/20 13:14	11/20/20 00:30	B0K0539	ATS	3540C
Aroclor-1262 (PCB-1262)	ND		1	10.0	25.0	ug/kg	11/18/20 13:14	11/20/20 00:30	B0K0539	ATS	3540C
Aroclor-1268 (PCB-1268)	ND		1	10.0	25.0	ug/kg	11/18/20 13:14	11/20/20 00:30	B0K0539	ATS	3540C
	Recovery				Acceptance Criteria						
Surrogate: Decachlorobiphenyl	*87.1%*				*30-150*		11/18/20 13:14	*11/20/20 00:30*	B0K0539	*ATS*	3540C
Surrogate: Tetrachloro-m-xylene	*61.6%*				*30-150*		11/18/20 13:14	*11/20/20 00:30*	B0K0539	*ATS*	3540C

The contents of this report apply to the sample(s) analyzed in accordance with the chain of custody document.
No duplication of this report is allowed, except in its entirety without written approval of the laboratory.

AMERICAN ENVIRONMENTAL TESTING LABORATORY
2834 North Naomi Street Burbank, CA 91504 • ELAP# 1541 & 2402 • LACSD# 10181
TEL (888) 288-AETL • (818) 845-8200 • www.aetlab.com
A KYZER LABS COMPANY

NV5	AETL Job Number:	BBK0210	Site:	30237 Morning View Drive Malibu, CA 90265
3777 Long Beach Boulevard, Annex Building	Project Number:	SMSD-20-9850		
Long Beach, CA 90807	Attention:	Jonathan Barkman		
	Project Name:	Juan Cabrillo Elementary School	Reported:	11/25/2020 11:27

Analytical Results

Client ID: **A-11**
Lab ID: **BBK0210-51 (Solid)** **Sampled:** **11/11/20 8:10**

Analyte	Result	Qualifier	Dilution	MDL	RL	Units	Prepared Date/Time	Analyzed Date/Time	Batch	Analyst Initials	Prep. Method
PCBs											
Method: EPA 8082											
Aroclor-1016 (PCB-1016)	ND		1	20.0	50.0	ug/kg	11/18/20 13:14	11/20/20 00:50	B0K0539	ATS	3540C
Aroclor-1221 (PCB-1221)	ND		1	20.0	50.0	ug/kg	11/18/20 13:14	11/20/20 00:50	B0K0539	ATS	3540C
Aroclor-1232 (PCB-1232)	ND		1	20.0	50.0	ug/kg	11/18/20 13:14	11/20/20 00:50	B0K0539	ATS	3540C
Aroclor-1242 (PCB-1242)	ND		1	20.0	50.0	ug/kg	11/18/20 13:14	11/20/20 00:50	B0K0539	ATS	3540C
Aroclor-1248 (PCB-1248)	ND		1	20.0	50.0	ug/kg	11/18/20 13:14	11/20/20 00:50	B0K0539	ATS	3540C
Aroclor-1254 (PCB-1254)	ND		1	20.0	50.0	ug/kg	11/18/20 13:14	11/20/20 00:50	B0K0539	ATS	3540C
Aroclor-1260 (PCB-1260)	ND		1	20.0	50.0	ug/kg	11/18/20 13:14	11/20/20 00:50	B0K0539	ATS	3540C
Aroclor-1262 (PCB-1262)	ND		1	20.0	50.0	ug/kg	11/18/20 13:14	11/20/20 00:50	B0K0539	ATS	3540C
Aroclor-1268 (PCB-1268)	ND		1	20.0	50.0	ug/kg	11/18/20 13:14	11/20/20 00:50	B0K0539	ATS	3540C
	Recovery				Acceptance Criteria						
Surrogate: Decachlorobiphenyl	*241% S6*				*30-150*		11/18/20 13:14	*11/20/20 00:50*	B0K0539	*ATS*	3540C
Surrogate: Tetrachloro-m-xylene	*186% S6*				*30-150*		11/18/20 13:14	*11/20/20 00:50*	B0K0539	*ATS*	3540C

The contents of this report apply to the sample(s) analyzed in accordance with the chain of custody document.
No duplication of this report is allowed, except in its entirety without written approval of the laboratory.

AMERICAN ENVIRONMENTAL TESTING LABORATORY
2834 North Naomi Street Burbank, CA 91504 • ELAP# 1541 & 2402 • LACSD# 10181
TEL (888) 288-AETL • (818) 845-8200 • www.aetlab.com
A KYZER LABS COMPANY

NV5	AETL Job Number:	BBK0210	Site:	30237 Morning View Drive Malibu, CA 90265
3777 Long Beach Boulevard, Annex Building	Project Number:	SMSD-20-9850		
Long Beach, CA 90807	Attention:	Jonathan Barkman		
	Project Name:	Juan Cabrillo Elementary School	Reported:	11/25/2020 11:27

Analytical Results

Client ID: A-12

Lab ID: BBK0210-52 (Solid) **Sampled: 11/11/20 8:15**

PCBs

Method: EPA 8082

Analyte	Result	Qualifier	Dilution	MDL	RL	Units	Prepared Date/Time	Analyzed Date/Time	Batch	Analyst Initials	Prep. Method
Aroclor-1016 (PCB-1016)	ND	D	5	100	250	ug/kg	11/18/20 13:14	11/20/20 01:09	B0K0539	ATS	3540C
Aroclor-1221 (PCB-1221)	ND	D	5	100	250	ug/kg	11/18/20 13:14	11/20/20 01:09	B0K0539	ATS	3540C
Aroclor-1232 (PCB-1232)	ND	D	5	100	250	ug/kg	11/18/20 13:14	11/20/20 01:09	B0K0539	ATS	3540C
Aroclor-1242 (PCB-1242)	ND	D	5	100	250	ug/kg	11/18/20 13:14	11/20/20 01:09	B0K0539	ATS	3540C
Aroclor-1248 (PCB-1248)	ND	D	5	100	250	ug/kg	11/18/20 13:14	11/20/20 01:09	B0K0539	ATS	3540C
Aroclor-1254 (PCB-1254)	ND	D	5	100	250	ug/kg	11/18/20 13:14	11/20/20 01:09	B0K0539	ATS	3540C
Aroclor-1260 (PCB-1260)	ND	D	5	100	250	ug/kg	11/18/20 13:14	11/20/20 01:09	B0K0539	ATS	3540C
Aroclor-1262 (PCB-1262)	ND	D	5	100	250	ug/kg	11/18/20 13:14	11/20/20 01:09	B0K0539	ATS	3540C
Aroclor-1268 (PCB-1268)	ND	D	5	100	250	ug/kg	11/18/20 13:14	11/20/20 01:09	B0K0539	ATS	3540C
	Recovery				Acceptance Criteria						
Surrogate: Decachlorobiphenyl	*63.5% D*				*30-150*		11/18/20 13:14	*11/20/20 01:09*	B0K0539	*ATS*	3540C
Surrogate: Tetrachloro-m-xylene	*96.1% D*				*30-150*		11/18/20 13:14	*11/20/20 01:09*	B0K0539	*ATS*	3540C

The contents of this report apply to the sample(s) analyzed in accordance with the chain of custody document.
No duplication of this report is allowed, except in its entirety without written approval of the laboratory.

AMERICAN ENVIRONMENTAL TESTING LABORATORY
2834 North Naomi Street Burbank, CA 91504 • ELAP# 1541 & 2402 • LACSD# 10181
TEL (888) 288-AETL • (818) 845-8200 • www.aetlab.com
A KYZER LABS COMPANY

NV5	AETL Job Number:	BBK0210	Site:	30237 Morning View Drive Malibu, CA 90265
3777 Long Beach Boulevard, Annex Building	Project Number:	SMSD-20-9850		
Long Beach, CA 90807	Attention:	Jonathan Barkman		
	Project Name:	Juan Cabrillo Elementary School	Reported:	11/25/2020 11:27

Analytical Results

Client ID: A-13

Lab ID: BBK0210-53 (Solid) **Sampled: 11/11/20 8:20**

Analyte	Result	Qualifier	Dilution	MDL	RL	Units	Prepared Date/Time	Analyzed Date/Time	Batch	Analyst Initials	Prep. Method
PCBs											
Method: EPA 8082											
Aroclor-1016 (PCB-1016)	ND		1	20.0	50.0	ug/kg	11/18/20 13:14	11/20/20 01:28	B0K0539	ATS	3540C
Aroclor-1221 (PCB-1221)	ND		1	20.0	50.0	ug/kg	11/18/20 13:14	11/20/20 01:28	B0K0539	ATS	3540C
Aroclor-1232 (PCB-1232)	ND		1	20.0	50.0	ug/kg	11/18/20 13:14	11/20/20 01:28	B0K0539	ATS	3540C
Aroclor-1242 (PCB-1242)	ND		1	20.0	50.0	ug/kg	11/18/20 13:14	11/20/20 01:28	B0K0539	ATS	3540C
Aroclor-1248 (PCB-1248)	ND		1	20.0	50.0	ug/kg	11/18/20 13:14	11/20/20 01:28	B0K0539	ATS	3540C
Aroclor-1254 (PCB-1254)	ND		1	20.0	50.0	ug/kg	11/18/20 13:14	11/20/20 01:28	B0K0539	ATS	3540C
Aroclor-1260 (PCB-1260)	ND		1	20.0	50.0	ug/kg	11/18/20 13:14	11/20/20 01:28	B0K0539	ATS	3540C
Aroclor-1262 (PCB-1262)	ND		1	20.0	50.0	ug/kg	11/18/20 13:14	11/20/20 01:28	B0K0539	ATS	3540C
Aroclor-1268 (PCB-1268)	ND		1	20.0	50.0	ug/kg	11/18/20 13:14	11/20/20 01:28	B0K0539	ATS	3540C
	Recovery				Acceptance Criteria						
Surrogate: Decachlorobiphenyl	*66.3%*				*30-150*		11/18/20 13:14	*11/20/20 01:28*	B0K0539	*ATS*	3540C
Surrogate: Tetrachloro-m-xylene	*73.8%*				*30-150*		11/18/20 13:14	*11/20/20 01:28*	B0K0539	*ATS*	3540C

The contents of this report apply to the sample(s) analyzed in accordance with the chain of custody document.
No duplication of this report is allowed, except in its entirety without written approval of the laboratory.

AMERICAN ENVIRONMENTAL TESTING LABORATORY
2834 North Naomi Street Burbank, CA 91504 • ELAP# 1541 & 2402 • LACSD# 10181
TEL (888) 288-AETL • (818) 845-8200 • www.aetlab.com
A KYZER LABS COMPANY

NV5	AETL Job Number:	BBK0210	Site:	30237 Morning View Drive	
3777 Long Beach Boulevard, Annex Building	Project Number:	SMSD-20-9850		Malibu, CA 90265	
Long Beach, CA 90807	Attention:	Jonathan Barkman			
	Project Name:	Juan Cabrillo Elementary School	Reported:	11/25/2020 11:27	

Analytical Results

Client ID: A-14

Lab ID: BBK0210-54 (Solid) **Sampled: 11/11/20 8:30**

PCBs

Method: EPA 8082

Analyte	Result	Qualifier	Dilution	MDL	RL	Units	Prepared Date/Time	Analyzed Date/Time	Batch	Analyst Initials	Prep. Method
Aroclor-1016 (PCB-1016)	ND		1	50.0	125	ug/kg	11/18/20 13:14	11/20/20 01:48	B0K0539	ATS	3540C
Aroclor-1221 (PCB-1221)	ND		1	50.0	125	ug/kg	11/18/20 13:14	11/20/20 01:48	B0K0539	ATS	3540C
Aroclor-1232 (PCB-1232)	ND		1	50.0	125	ug/kg	11/18/20 13:14	11/20/20 01:48	B0K0539	ATS	3540C
Aroclor-1242 (PCB-1242)	ND		1	50.0	125	ug/kg	11/18/20 13:14	11/20/20 01:48	B0K0539	ATS	3540C
Aroclor-1248 (PCB-1248)	ND		1	50.0	125	ug/kg	11/18/20 13:14	11/20/20 01:48	B0K0539	ATS	3540C
Aroclor-1254 (PCB-1254)	ND		1	50.0	125	ug/kg	11/18/20 13:14	11/20/20 01:48	B0K0539	ATS	3540C
Aroclor-1260 (PCB-1260)	ND		1	50.0	125	ug/kg	11/18/20 13:14	11/20/20 01:48	B0K0539	ATS	3540C
Aroclor-1262 (PCB-1262)	ND		1	50.0	125	ug/kg	11/18/20 13:14	11/20/20 01:48	B0K0539	ATS	3540C
Aroclor-1268 (PCB-1268)	ND		1	50.0	125	ug/kg	11/18/20 13:14	11/20/20 01:48	B0K0539	ATS	3540C
	Recovery				Acceptance Criteria						
Surrogate: Decachlorobiphenyl	*68.6%*				*30-150*		11/18/20 13:14	*11/20/20 01:48*	B0K0539	*ATS*	3540C
Surrogate: Tetrachloro-m-xylene	*100%*				*30-150*		11/18/20 13:14	*11/20/20 01:48*	B0K0539	*ATS*	3540C

The contents of this report apply to the sample(s) analyzed in accordance with the chain of custody document.
No duplication of this report is allowed, except in its entirety without written approval of the laboratory.

AMERICAN ENVIRONMENTAL TESTING LABORATORY
2834 North Naomi Street Burbank, CA 91504 • ELAP# 1541 & 2402 • LACSD# 10181
TEL (888) 288-AETL • (818) 845-8200 • www.aetlab.com
A KYZER LABS COMPANY

NV5	AETL Job Number:	BBK0210	Site:	30237 Morning View Drive Malibu, CA 90265	
3777 Long Beach Boulevard, Annex Building	Project Number:	SMSD-20-9850			
Long Beach, CA 90807	Attention:	Jonathan Barkman			
	Project Name:	Juan Cabrillo Elementary School	Reported:	11/25/2020 11:27	

Analytical Results

Client ID: A-15

Lab ID: BBK0210-55 (Solid) **Sampled: 11/11/20 8:35**

PCBs

Method: EPA 8082

Analyte	Result	Qualifier	Dilution	MDL	RL	Units	Prepared Date/Time	Analyzed Date/Time	Batch	Analyst Initials	Prep. Method
Aroclor-1016 (PCB-1016)	ND		1	40.0	100	ug/kg	11/18/20 13:14	11/20/20 02:07	B0K0539	ATS	3540C
Aroclor-1221 (PCB-1221)	ND		1	40.0	100	ug/kg	11/18/20 13:14	11/20/20 02:07	B0K0539	ATS	3540C
Aroclor-1232 (PCB-1232)	ND		1	40.0	100	ug/kg	11/18/20 13:14	11/20/20 02:07	B0K0539	ATS	3540C
Aroclor-1242 (PCB-1242)	ND		1	40.0	100	ug/kg	11/18/20 13:14	11/20/20 02:07	B0K0539	ATS	3540C
Aroclor-1248 (PCB-1248)	ND		1	40.0	100	ug/kg	11/18/20 13:14	11/20/20 02:07	B0K0539	ATS	3540C
Aroclor-1254 (PCB-1254)	ND		1	40.0	100	ug/kg	11/18/20 13:14	11/20/20 02:07	B0K0539	ATS	3540C
Aroclor-1260 (PCB-1260)	ND		1	40.0	100	ug/kg	11/18/20 13:14	11/20/20 02:07	B0K0539	ATS	3540C
Aroclor-1262 (PCB-1262)	ND		1	40.0	100	ug/kg	11/18/20 13:14	11/20/20 02:07	B0K0539	ATS	3540C
Aroclor-1268 (PCB-1268)	ND		1	40.0	100	ug/kg	11/18/20 13:14	11/20/20 02:07	B0K0539	ATS	3540C
	Recovery				Acceptance Criteria						
Surrogate: Decachlorobiphenyl	*42.2%*				*30-150*		11/18/20 13:14	*11/20/20 02:07*	B0K0539	*ATS*	3540C
Surrogate: Tetrachloro-m-xylene	*39.1%*				*30-150*		11/18/20 13:14	*11/20/20 02:07*	B0K0539	*ATS*	3540C

The contents of this report apply to the sample(s) analyzed in accordance with the chain of custody document.
No duplication of this report is allowed, except in its entirety without written approval of the laboratory.

AMERICAN ENVIRONMENTAL TESTING LABORATORY
2834 North Naomi Street Burbank, CA 91504 • ELAP# 1541 & 2402 • LACSD# 10181
TEL (888) 288-AETL • (818) 845-8200 • www.aetlab.com
A KYZER LABS COMPANY

NV5	AETL Job Number:	BBK0210	Site:	30237 Morning View Drive Malibu, CA 90265	
3777 Long Beach Boulevard, Annex Building	Project Number:	SMSD-20-9850			
Long Beach, CA 90807	Attention:	Jonathan Barkman			
	Project Name:	Juan Cabrillo Elementary School	Reported:	11/25/2020 11:27	

Analytical Results

Client ID: A-16

Lab ID: BBK0210-56 (Solid) **Sampled: 11/11/20 8:40**

PCBs

Method: EPA 8082

Analyte	Result	Qualifier	Dilution	MDL	RL	Units	Prepared Date/Time	Analyzed Date/Time	Batch	Analyst Initials	Prep. Method
Aroclor-1016 (PCB-1016)	ND		1	20.0	50.0	ug/kg	11/18/20 13:14	11/20/20 02:26	B0K0539	ATS	3540C
Aroclor-1221 (PCB-1221)	ND		1	20.0	50.0	ug/kg	11/18/20 13:14	11/20/20 02:26	B0K0539	ATS	3540C
Aroclor-1232 (PCB-1232)	ND		1	20.0	50.0	ug/kg	11/18/20 13:14	11/20/20 02:26	B0K0539	ATS	3540C
Aroclor-1242 (PCB-1242)	ND		1	20.0	50.0	ug/kg	11/18/20 13:14	11/20/20 02:26	B0K0539	ATS	3540C
Aroclor-1248 (PCB-1248)	ND		1	20.0	50.0	ug/kg	11/18/20 13:14	11/20/20 02:26	B0K0539	ATS	3540C
Aroclor-1254 (PCB-1254)	ND		1	20.0	50.0	ug/kg	11/18/20 13:14	11/20/20 02:26	B0K0539	ATS	3540C
Aroclor-1260 (PCB-1260)	ND		1	20.0	50.0	ug/kg	11/18/20 13:14	11/20/20 02:26	B0K0539	ATS	3540C
Aroclor-1262 (PCB-1262)	ND		1	20.0	50.0	ug/kg	11/18/20 13:14	11/20/20 02:26	B0K0539	ATS	3540C
Aroclor-1268 (PCB-1268)	ND		1	20.0	50.0	ug/kg	11/18/20 13:14	11/20/20 02:26	B0K0539	ATS	3540C
	Recovery				Acceptance Criteria						
Surrogate: Decachlorobiphenyl	*112%*				*30-150*		11/18/20 13:14	*11/20/20 02:26*	B0K0539	*ATS*	3540C
Surrogate: Tetrachloro-m-xylene	*82.0%*				*30-150*		11/18/20 13:14	*11/20/20 02:26*	B0K0539	*ATS*	3540C

The contents of this report apply to the sample(s) analyzed in accordance with the chain of custody document.
No duplication of this report is allowed, except in its entirety without written approval of the laboratory.

AMERICAN ENVIRONMENTAL TESTING LABORATORY
2834 North Naomi Street Burbank, CA 91504 • ELAP# 1541 & 2402 • LACSD# 10181
TEL (888) 288-AETL • (818) 845-8200 • www.aetlab.com
A KYZER LABS COMPANY

NV5	AETL Job Number:	BBK0210	Site:	30237 Morning View Drive Malibu, CA 90265
3777 Long Beach Boulevard, Annex Building	Project Number:	SMSD-20-9850		
Long Beach, CA 90807	Attention:	Jonathan Barkman		
	Project Name:	Juan Cabrillo Elementary School	Reported:	11/25/2020 11:27

Analytical Results

Client ID: A-17

Lab ID: BBK0210-57 (Solid) **Sampled: 11/11/20 8:45**

Analyte	Result	Qualifier	Dilution	MDL	RL	Units	Prepared Date/Time	Analyzed Date/Time	Batch	Analyst Initials	Prep. Method
PCBs											
Method: EPA 8082											
Aroclor-1016 (PCB-1016)	ND		1	20.0	50.0	ug/kg	11/18/20 13:14	11/20/20 02:46	B0K0539	ATS	3540C
Aroclor-1221 (PCB-1221)	ND		1	20.0	50.0	ug/kg	11/18/20 13:14	11/20/20 02:46	B0K0539	ATS	3540C
Aroclor-1232 (PCB-1232)	ND		1	20.0	50.0	ug/kg	11/18/20 13:14	11/20/20 02:46	B0K0539	ATS	3540C
Aroclor-1242 (PCB-1242)	ND		1	20.0	50.0	ug/kg	11/18/20 13:14	11/20/20 02:46	B0K0539	ATS	3540C
Aroclor-1248 (PCB-1248)	ND		1	20.0	50.0	ug/kg	11/18/20 13:14	11/20/20 02:46	B0K0539	ATS	3540C
Aroclor-1254 (PCB-1254)	ND		1	20.0	50.0	ug/kg	11/18/20 13:14	11/20/20 02:46	B0K0539	ATS	3540C
Aroclor-1260 (PCB-1260)	ND		1	20.0	50.0	ug/kg	11/18/20 13:14	11/20/20 02:46	B0K0539	ATS	3540C
Aroclor-1262 (PCB-1262)	ND		1	20.0	50.0	ug/kg	11/18/20 13:14	11/20/20 02:46	B0K0539	ATS	3540C
Aroclor-1268 (PCB-1268)	ND		1	20.0	50.0	ug/kg	11/18/20 13:14	11/20/20 02:46	B0K0539	ATS	3540C
	Recovery				Acceptance Criteria						
Surrogate: Decachlorobiphenyl	*66.1%*				*30-150*		11/18/20 13:14	*11/20/20 02:46*	B0K0539	*ATS*	3540C
Surrogate: Tetrachloro-m-xylene	*183%*	*S6*			*30-150*		11/18/20 13:14	*11/20/20 02:46*	B0K0539	*ATS*	3540C

The contents of this report apply to the sample(s) analyzed in accordance with the chain of custody document.
No duplication of this report is allowed, except in its entirety without written approval of the laboratory.

NV5	AETL Job Number:	BBK0210	Site:	30237 Morning View Drive	
3777 Long Beach Boulevard, Annex Building	Project Number:	SMSD-20-9850		Malibu, CA 90265	
Long Beach, CA 90807	Attention:	Jonathan Barkman			
	Project Name:	Juan Cabrillo Elementary School	Reported:	11/25/2020 11:27	

Analytical Results

Client ID: A-18

Lab ID: BBK0210-58 (Solid) **Sampled: 11/11/20 8:55**

PCBs

Method: EPA 8082

Analyte	Result	Qualifier	Dilution	MDL	RL	Units	Prepared Date/Time	Analyzed Date/Time	Batch	Analyst Initials	Prep. Method
Aroclor-1016 (PCB-1016)	ND	D	5	100	250	ug/kg	11/18/20 13:14	11/20/20 03:05	B0K0539	ATS	3540C
Aroclor-1221 (PCB-1221)	ND	D	5	100	250	ug/kg	11/18/20 13:14	11/20/20 03:05	B0K0539	ATS	3540C
Aroclor-1232 (PCB-1232)	ND	D	5	100	250	ug/kg	11/18/20 13:14	11/20/20 03:05	B0K0539	ATS	3540C
Aroclor-1242 (PCB-1242)	ND	D	5	100	250	ug/kg	11/18/20 13:14	11/20/20 03:05	B0K0539	ATS	3540C
Aroclor-1248 (PCB-1248)	ND	D	5	100	250	ug/kg	11/18/20 13:14	11/20/20 03:05	B0K0539	ATS	3540C
Aroclor-1254 (PCB-1254)	ND	D	5	100	250	ug/kg	11/18/20 13:14	11/20/20 03:05	B0K0539	ATS	3540C
Aroclor-1260 (PCB-1260)	ND	D	5	100	250	ug/kg	11/18/20 13:14	11/20/20 03:05	B0K0539	ATS	3540C
Aroclor-1262 (PCB-1262)	ND	D	5	100	250	ug/kg	11/18/20 13:14	11/20/20 03:05	B0K0539	ATS	3540C
Aroclor-1268 (PCB-1268)	ND	D	5	100	250	ug/kg	11/18/20 13:14	11/20/20 03:05	B0K0539	ATS	3540C
	Recovery				Acceptance Criteria						
Surrogate: Decachlorobiphenyl	*81.5% D*				*30-150*		11/18/20 13:14	*11/20/20 03:05*	B0K0539	*ATS*	3540C
Surrogate: Tetrachloro-m-xylene	*88.6% D*				*30-150*		11/18/20 13:14	*11/20/20 03:05*	B0K0539	*ATS*	3540C

The contents of this report apply to the sample(s) analyzed in accordance with the chain of custody document.
No duplication of this report is allowed, except in its entirety without written approval of the laboratory.

AMERICAN ENVIRONMENTAL TESTING LABORATORY
2834 North Naomi Street Burbank, CA 91504 • ELAP# 1541 & 2402 • LACSD# 10181
TEL (888) 288-AETL • (818) 845-8200 • www.aetlab.com
A KYZER LABS COMPANY

NV5	AETL Job Number:	BBK0210	Site:	30237 Morning View Drive Malibu, CA 90265
3777 Long Beach Boulevard, Annex Building	Project Number:	SMSD-20-9850		
Long Beach, CA 90807	Attention:	Jonathan Barkman		
	Project Name:	Juan Cabrillo Elementary School	Reported:	11/25/2020 11:27

Analytical Results

Client ID: A-19

Lab ID: BBK0210-59 (Solid) **Sampled: 11/11/20 9:05**

PCBs

Method: EPA 8082

Analyte	Result	Qualifier	Dilution	MDL	RL	Units	Prepared Date/Time	Analyzed Date/Time	Batch	Analyst Initials	Prep. Method
Aroclor-1016 (PCB-1016)	ND		1	20.0	50.0	ug/kg	11/18/20 13:14	11/20/20 13:08	B0K0539	ATS	3540C
Aroclor-1221 (PCB-1221)	ND		1	20.0	50.0	ug/kg	11/18/20 13:14	11/20/20 13:08	B0K0539	ATS	3540C
Aroclor-1232 (PCB-1232)	ND		1	20.0	50.0	ug/kg	11/18/20 13:14	11/20/20 13:08	B0K0539	ATS	3540C
Aroclor-1242 (PCB-1242)	ND		1	20.0	50.0	ug/kg	11/18/20 13:14	11/20/20 13:08	B0K0539	ATS	3540C
Aroclor-1248 (PCB-1248)	ND		1	20.0	50.0	ug/kg	11/18/20 13:14	11/20/20 13:08	B0K0539	ATS	3540C
Aroclor-1254 (PCB-1254)	ND		1	20.0	50.0	ug/kg	11/18/20 13:14	11/20/20 13:08	B0K0539	ATS	3540C
Aroclor-1260 (PCB-1260)	ND		1	20.0	50.0	ug/kg	11/18/20 13:14	11/20/20 13:08	B0K0539	ATS	3540C
Aroclor-1262 (PCB-1262)	ND		1	20.0	50.0	ug/kg	11/18/20 13:14	11/20/20 13:08	B0K0539	ATS	3540C
Aroclor-1268 (PCB-1268)	ND		1	20.0	50.0	ug/kg	11/18/20 13:14	11/20/20 13:08	B0K0539	ATS	3540C
	Recovery				Acceptance Criteria						
Surrogate: Decachlorobiphenyl	*69.4%*				*30-150*		11/18/20 13:14	*11/20/20 13:08*	B0K0539	*ATS*	3540C
Surrogate: Tetrachloro-m-xylene	*94.2%*				*30-150*		11/18/20 13:14	*11/20/20 13:08*	B0K0539	*ATS*	3540C

The contents of this report apply to the sample(s) analyzed in accordance with the chain of custody document.
No duplication of this report is allowed, except in its entirety without written approval of the laboratory.

AMERICAN ENVIRONMENTAL TESTING LABORATORY
2834 North Naomi Street Burbank, CA 91504 • ELAP# 1541 & 2402 • LACSD# 10181
TEL (888) 288-AETL • (818) 845-8200 • www.aetlab.com
A KYZER LABS COMPANY

NV5	AETL Job Number:	BBK0210	Site:	30237 Morning View Drive Malibu, CA 90265
3777 Long Beach Boulevard, Annex Building	Project Number:	SMSD-20-9850		
Long Beach, CA 90807	Attention:	Jonathan Barkman		
	Project Name:	Juan Cabrillo Elementary School	Reported:	11/25/2020 11:27

Analytical Results

Client ID: **A-20**
Lab ID: **BBK0210-60 (Solid)** **Sampled:** **11/11/20 9:15**

Analyte	Result	Qualifier	Dilution	MDL	RL	Units	Prepared Date/Time	Analyzed Date/Time	Batch	Analyst Initials	Prep. Method
PCBs											
Method: EPA 8082											
Aroclor-1016 (PCB-1016)	ND		1	50.0	125	ug/kg	11/18/20 13:14	11/20/20 13:27	B0K0539	ATS	3540C
Aroclor-1221 (PCB-1221)	ND		1	50.0	125	ug/kg	11/18/20 13:14	11/20/20 13:27	B0K0539	ATS	3540C
Aroclor-1232 (PCB-1232)	ND		1	50.0	125	ug/kg	11/18/20 13:14	11/20/20 13:27	B0K0539	ATS	3540C
Aroclor-1242 (PCB-1242)	ND		1	50.0	125	ug/kg	11/18/20 13:14	11/20/20 13:27	B0K0539	ATS	3540C
Aroclor-1248 (PCB-1248)	ND		1	50.0	125	ug/kg	11/18/20 13:14	11/20/20 13:27	B0K0539	ATS	3540C
Aroclor-1254 (PCB-1254)	ND		1	50.0	125	ug/kg	11/18/20 13:14	11/20/20 13:27	B0K0539	ATS	3540C
Aroclor-1260 (PCB-1260)	ND		1	50.0	125	ug/kg	11/18/20 13:14	11/20/20 13:27	B0K0539	ATS	3540C
Aroclor-1262 (PCB-1262)	ND		1	50.0	125	ug/kg	11/18/20 13:14	11/20/20 13:27	B0K0539	ATS	3540C
Aroclor-1268 (PCB-1268)	ND		1	50.0	125	ug/kg	11/18/20 13:14	11/20/20 13:27	B0K0539	ATS	3540C
	Recovery				Acceptance Criteria						
Surrogate: Decachlorobiphenyl	*62.9%*				*30-150*		11/18/20 13:14	*11/20/20 13:27*	B0K0539	*ATS*	3540C
Surrogate: Tetrachloro-m-xylene	*95.3%*				*30-150*		11/18/20 13:14	*11/20/20 13:27*	B0K0539	*ATS*	3540C

The contents of this report apply to the sample(s) analyzed in accordance with the chain of custody document.
No duplication of this report is allowed, except in its entirety without written approval of the laboratory.

AMERICAN ENVIRONMENTAL TESTING LABORATORY
2834 North Naomi Street Burbank, CA 91504 • ELAP# 1541 & 2402 • LACSD# 10181
TEL (888) 288-AETL • (818) 845-8200 • www.aetlab.com
A KYZER LABS COMPANY

NV5	AETL Job Number:	BBK0210	Site:	30237 Morning View Drive
3777 Long Beach Boulevard, Annex Building	Project Number:	SMSD-20-9850		Malibu, CA 90265
Long Beach, CA 90807	Attention:	Jonathan Barkman		
	Project Name:	Juan Cabrillo Elementary School	Reported:	11/25/2020 11:27

Quality Control Results

PCBs (EPA 8082)

Analyte	Result	MDL	RL	Units	Spike Level	Source Result	%REC	%REC Limits	RPD	RPD Limit	Qualifier
Batch: B0K0492 - 3540C					**Prepared: 11/17/2020 13:37**						
Method Blank (B0K0492-BLK1)					**Analyzed: 11/18/2020 19:12**						
Aroclor-1016 (PCB-1016)	ND	2.00	5.00	ug/kg							
Aroclor-1221 (PCB-1221)	ND	2.00	5.00	ug/kg							
Aroclor-1232 (PCB-1232)	ND	2.00	5.00	ug/kg							
Aroclor-1242 (PCB-1242)	ND	2.00	5.00	ug/kg							
Aroclor-1248 (PCB-1248)	ND	2.00	5.00	ug/kg							
Aroclor-1254 (PCB-1254)	ND	2.00	5.00	ug/kg							
Aroclor-1260 (PCB-1260)	ND	2.00	5.00	ug/kg							
Aroclor-1262 (PCB-1262)	ND	2.00	5.00	ug/kg							
Aroclor-1268 (PCB-1268)	ND	2.00	5.00	ug/kg							
Surrogate: Decachlorobiphenyl	*17.2*			*ug/kg*	*25.0*		*68.9*	*30-150*			
Surrogate: Tetrachloro-m-xylene	*32.0*			*ug/kg*	*25.0*		*128*	*30-150*			

The contents of this report apply to the sample(s) analyzed in accordance with the chain of custody document.
No duplication of this report is allowed, except in its entirety without written approval of the laboratory.

AMERICAN ENVIRONMENTAL TESTING LABORATORY
2834 North Naomi Street Burbank, CA 91504 • ELAP# 1541 & 2402 • LACSD# 10181
TEL (888) 288-AETL • (818) 845-8200 • www.aetlab.com
A KYZER LABS COMPANY

NV5	AETL Job Number:	BBK0210	Site:	30237 Morning View Drive Malibu, CA 90265
3777 Long Beach Boulevard, Annex Building	Project Number:	SMSD-20-9850		
Long Beach, CA 90807	Attention:	Jonathan Barkman		
	Project Name:	Juan Cabrillo Elementary School	Reported:	11/25/2020 11:27

Quality Control Results

PCBs (EPA 8082)

Analyte	Result	MDL	RL	Units	Spike Level	Source Result	%REC	%REC Limits	RPD	RPD Limit	Qualifier
Batch: B0K0492 - 3540C (Continued)					**Prepared: 11/17/2020 13:37**						
LCS (B0K0492-BS1)					**Analyzed: 11/18/2020 18:33**						
Aroclor-1016 (PCB-1016)	641	2.00	5.00	ug/kg	500		128	50-150			
Aroclor-1260 (PCB-1260)	460	2.00	5.00	ug/kg	500		91.9	50-150			
Surrogate: Decachlorobiphenyl	*18.7*			*ug/kg*	*25.0*		*74.8*	*30-150*			
Surrogate: Tetrachloro-m-xylene	*31.3*			*ug/kg*	*25.0*		*125*	*30-150*			
LCSD (B0K0492-BSD1)					**Analyzed: 11/18/2020 18:53**						
Aroclor-1016 (PCB-1016)	559	2.00	5.00	ug/kg	500		112	50-150	13.6	40	
Aroclor-1260 (PCB-1260)	476	2.00	5.00	ug/kg	500		95.2	50-150	3.51	40	
Surrogate: Decachlorobiphenyl	*15.8*			*ug/kg*	*25.0*		*63.2*	*30-150*			
Surrogate: Tetrachloro-m-xylene	*26.6*			*ug/kg*	*25.0*		*106*	*30-150*			
Batch: B0K0526 - 3540C					**Prepared: 11/18/2020 10:24**						
Method Blank (B0K0526-BLK1)					**Analyzed: 11/19/2020 12:52**						
Aroclor-1016 (PCB-1016)	ND	2.00	5.00	ug/kg							
Aroclor-1221 (PCB-1221)	ND	2.00	5.00	ug/kg							
Aroclor-1232 (PCB-1232)	ND	2.00	5.00	ug/kg							
Aroclor-1242 (PCB-1242)	ND	2.00	5.00	ug/kg							
Aroclor-1248 (PCB-1248)	ND	2.00	5.00	ug/kg							
Aroclor-1254 (PCB-1254)	ND	2.00	5.00	ug/kg							
Aroclor-1260 (PCB-1260)	ND	2.00	5.00	ug/kg							
Aroclor-1262 (PCB-1262)	ND	2.00	5.00	ug/kg							
Aroclor-1268 (PCB-1268)	ND	2.00	5.00	ug/kg							
Surrogate: Decachlorobiphenyl	*30.6*			*ug/kg*	*25.0*		*123*	*30-150*			
Surrogate: Tetrachloro-m-xylene	*20.4*			*ug/kg*	*25.0*		*81.6*	*30-150*			

The contents of this report apply to the sample(s) analyzed in accordance with the chain of custody document.
No duplication of this report is allowed, except in its entirety without written approval of the laboratory.

AMERICAN ENVIRONMENTAL TESTING LABORATORY
2834 North Naomi Street Burbank, CA 91504 • ELAP# 1541 & 2402 • LACSD# 10181
TEL (888) 288-AETL • (818) 845-8200 • www.aetlab.com
A KYZER LABS COMPANY

NV5	AETL Job Number:	BBK0210	Site:	30237 Morning View Drive Malibu, CA 90265
3777 Long Beach Boulevard, Annex Building	Project Number:	SMSD-20-9850		
Long Beach, CA 90807	Attention:	Jonathan Barkman		
	Project Name:	Juan Cabrillo Elementary School	Reported:	11/25/2020 11:27

Quality Control Results

PCBs (EPA 8082)

Analyte	Result	MDL	RL	Units	Spike Level	Source Result	%REC	%REC Limits	RPD	RPD Limit	Qualifier
Batch: B0K0526 - 3540C (Continued)					**Prepared: 11/18/2020 10:24**						
LCS (B0K0526-BS1)					**Analyzed: 11/19/2020 12:13**						
Aroclor-1016 (PCB-1016)	530	2.00	5.00	ug/kg	500		106	50-150			
Aroclor-1260 (PCB-1260)	377	2.00	5.00	ug/kg	500		75.4	50-150			
Surrogate: Decachlorobiphenyl	*17.6*			*ug/kg*	*25.0*		*70.3*	*30-150*			
Surrogate: Tetrachloro-m-xylene	*22.7*			*ug/kg*	*25.0*		*91.0*	*30-150*			
LCSD (B0K0526-BSD1)					**Analyzed: 11/19/2020 12:32**						
Aroclor-1016 (PCB-1016)	534	2.00	5.00	ug/kg	500		107	50-150	<1.00	40	
Aroclor-1260 (PCB-1260)	386	2.00	5.00	ug/kg	500		77.3	50-150	2.48	40	
Surrogate: Decachlorobiphenyl	*20.5*			*ug/kg*	*25.0*		*82.1*	*30-150*			
Surrogate: Tetrachloro-m-xylene	*23.8*			*ug/kg*	*25.0*		*95.2*	*30-150*			
Batch: B0K0539 - 3540C					**Prepared: 11/18/2020 13:14**						
Method Blank (B0K0539-BLK1)					**Analyzed: 11/19/2020 20:57**						
Aroclor-1016 (PCB-1016)	ND	2.00	5.00	ug/kg							
Aroclor-1221 (PCB-1221)	ND	2.00	5.00	ug/kg							
Aroclor-1232 (PCB-1232)	ND	2.00	5.00	ug/kg							
Aroclor-1242 (PCB-1242)	ND	2.00	5.00	ug/kg							
Aroclor-1248 (PCB-1248)	ND	2.00	5.00	ug/kg							
Aroclor-1254 (PCB-1254)	ND	2.00	5.00	ug/kg							
Aroclor-1260 (PCB-1260)	ND	2.00	5.00	ug/kg							
Aroclor-1262 (PCB-1262)	ND	2.00	5.00	ug/kg							
Aroclor-1268 (PCB-1268)	ND	2.00	5.00	ug/kg							
Surrogate: Decachlorobiphenyl	*14.9*			*ug/kg*	*25.0*		*59.6*	*30-150*			
Surrogate: Tetrachloro-m-xylene	*21.3*			*ug/kg*	*25.0*		*85.3*	*30-150*			

The contents of this report apply to the sample(s) analyzed in accordance with the chain of custody document.
No duplication of this report is allowed, except in its entirety without written approval of the laboratory.

AMERICAN ENVIRONMENTAL TESTING LABORATORY
2834 North Naomi Street Burbank, CA 91504 • ELAP# 1541 & 2402 • LACSD# 10181
TEL (888) 288-AETL • (818) 845-8200 • www.aetlab.com
A KYZER LABS COMPANY

NV5	AETL Job Number:	BBK0210	Site:	30237 Morning View Drive
3777 Long Beach Boulevard, Annex Building	Project Number:	SMSD-20-9850		Malibu, CA 90265
Long Beach, CA 90807	Attention:	Jonathan Barkman		
	Project Name:	Juan Cabrillo Elementary School	Reported:	11/25/2020 11:27

Quality Control Results

PCBs (EPA 8082)

Analyte	Result	MDL	RL	Units	Spike Level	Source Result	%REC	%REC Limits	RPD	RPD Limit	Qualifier
Batch: B0K0539 - 3540C (Continued)					**Prepared: 11/18/2020 13:14**						
LCS (B0K0539-BS1)					**Analyzed: 11/19/2020 20:19**						
Aroclor-1016 (PCB-1016)	571	2.00	5.00	ug/kg	500		114	50-150			
Aroclor-1260 (PCB-1260)	405	2.00	5.00	ug/kg	500		81.0	50-150			
Surrogate: Decachlorobiphenyl	*14.9*			*ug/kg*	*25.0*		*59.6*	*30-150*			
Surrogate: Tetrachloro-m-xylene	*22.4*			*ug/kg*	*25.0*		*89.7*	*30-150*			
LCSD (B0K0539-BSD1)					**Analyzed: 11/19/2020 20:38**						
Aroclor-1016 (PCB-1016)	496	2.00	5.00	ug/kg	500		99.2	50-150	14.0	40	
Aroclor-1260 (PCB-1260)	416	2.00	5.00	ug/kg	500		83.2	50-150	2.69	40	
Surrogate: Decachlorobiphenyl	*13.7*			*ug/kg*	*25.0*		*55.0*	*30-150*			
Surrogate: Tetrachloro-m-xylene	*23.3*			*ug/kg*	*25.0*		*93.2*	*30-150*			

The contents of this report apply to the sample(s) analyzed in accordance with the chain of custody document.
No duplication of this report is allowed, except in its entirety without written approval of the laboratory.

AMERICAN ENVIRONMENTAL TESTING LABORATORY
2834 North Naomi Street Burbank, CA 91504 • ELAP# 1541 & 2402 • LACSD# 10181
TEL (888) 288-AETL • (818) 845-8200 • www.aetlab.com
A KYZER LABS COMPANY

NV5	AETL Job Number:	BBK0210	Site:	30237 Morning View Drive
3777 Long Beach Boulevard, Annex Building	Project Number:	SMSD-20-9850		Malibu, CA 90265
Long Beach, CA 90807	Attention:	Jonathan Barkman		
	Project Name:	Juan Cabrillo Elementary School	Reported:	11/25/2020 11:27

Qualifiers and Definitions

Item	Qualifiers
D	Sample was analyzed under dilution due to matrix interference.
S6	Surrogate recovery is outside control limits due to matrix interference.

Item	Definitions
% wt	Percent Weight
%REC	Percent Recovery
°C	Degrees Celsius
AETL	American Environmental Testing Laboratory, LLC
C	Carbon
CARB	California Air Resources Board
COC	Chain of Custody
DRO	Diesel Range Organics
Dup	Duplicate
ELAP	Environmental Laboratory Accreditation Program
EPA	Environmental Protection Agency
GRO	Gasoline Range Organics
HC	Hydrocarbon
LACSD	Los Angeles County Sanitation Districts
LCS	Laboratory Control Sample - A sample matrix, free from the analytes of interest, spiked with verified known amounts of analytes.
LCSD	Laboratory Control Sample Duplicate - A replicate of Laboratory Control Sample.
LOQ	Limit of Quantitation
MDL	Method Detection Limit - The minimum measured concentration of a substance that can be reported with 99% confidence. MDL is statistically derived number which is specific for each instrument, each method and each compound.
mg/kg	Miligrams per Kilogram
mg/L	Miligrams per Liter
MRO	Motor oil Range Organics
MS	Matrix Spike - A sample prepared, taken through all sample preparation and analytical steps of the procedure and analyzed as an independent test results.
MSD	Matrix Spike Duplicate - A replicate of Matrix Spike Sample.
N	No
ND	Analyte is not detected below Method Detection Limit.
ng/m3	Nanograms per cubic meter
NIOSH	National Institute for Occupational Safety and Health
nL/L	Nanoliters per Liter
NTU	Nephelometric Turbidity Units
Ohm-cm	Ohms per centimeter
OSHA	Occupational Safety and Health Administration

The contents of this report apply to the sample(s) analyzed in accordance with the chain of custody document.
No duplication of this report is allowed, except in its entirety without written approval of the laboratory.

AMERICAN ENVIRONMENTAL TESTING LABORATORY
2834 North Naomi Street Burbank, CA 91504 • ELAP# 1541 & 2402 • LACSD# 10181
TEL (888) 288-AETL • (818) 845-8200 • www.aetlab.com
A KYZER LABS COMPANY

NV5	AETL Job Number:	BBK0210	Site:	30237 Morning View Drive Malibu, CA 90265
3777 Long Beach Boulevard, Annex Building	Project Number:	SMSD-20-9850		
Long Beach, CA 90807	Attention:	Jonathan Barkman		
	Project Name:	Juan Cabrillo Elementary School	Reported:	11/25/2020 11:27

PCB	Polychlorinated Biphenyl
RL	Reporting Limit - The lowest concentration at which an analyte can be detected in a sample and its concentration can be reported with a specified degree of confidence, accuracy and precision. For usage at AETL, RL is equivalant to LOQ.
RPD	Relative Percent Difference
SIM	Selective Ion Monitoring
SPLP	Synthetic Precipitation Leaching Procedure
STLC	Soluble Threshold Limit Concentration
TCLP	Toxicity Characteristic Leaching Procedure
TPH	Total Petroleum Hydrocarbons
TTLC	Total Threshold Limit Concentrations
ug/kg	Micrograms per Kilogram
ug/L	Micrograms per Liter
ug/m3	Micrograms per cubic meter
WET	Waste Extraction Test
Y	Yes
ZHE	Zero Headspace Extraction

The contents of this report apply to the sample(s) analyzed in accordance with the chain of custody document.
No duplication of this report is allowed, except in its entirety without written approval of the laboratory.

AMERICAN ENVIRONMENTAL TESTING LABORATORY
2834 North Naomi Street Burbank, CA 91504 • ELAP# 1541 & 2402 • LACSD# 10181
TEL (888) 288-AETL • (818) 845-8200 • www.aetlab.com
A KYZER LABS COMPANY

November 20, 2020

AETL Job No: BBK0208
Received Date: 11/13/2020
Project Number: SMSD-20-9850

NV5
3777 Long Beach Boulevard, Annex Building
Long Beach, CA 90807
Telephone: (562) 495-5777

Attention: Jonathan Barkman

Project Name: Juan Cabrillo Elementary School
Site: 30237 Morning View Drive
Malibu, CA 90265

Enclosed please find the results of analyses for samples which were analyzed as specified on the attached chain of custody. If you have any questions concerning this report, please do not hesitate to call.

Checked By: Harriet Torosyan
Harriet Torosyan
Project Manager

Approved By:
Corey Jones
Project Manager

Table of Contents

Client Project Name: Cabrillo Elementary School (SMSD-20-9850)
Work Order Number: BBK0208

1 Cover Letter 1
2 Sample Condition on Receipt 3
3 Chain of Custody 4
4 Cooler Receipt Form 8
5 Case Narrative 9
6 Samples Received 10
7 Positive Hits Summary 26
8 Analytical Results 28
9 Quality Control Results 88
10 Qualifiers and Definitions 92

AMERICAN ENVIRONMENTAL TESTING LABORATORY
2834 North Naomi Street Burbank, CA 91504 • ELAP# 1541 & 2402 • LACSD# 10181
TEL (888) 288-AETL • (818) 845-8200 • www.aetlab.com
A KYZER LABS COMPANY

NV5	AETL Job Number:	BBK0208	Site:	30237 Morning View Drive
3777 Long Beach Boulevard, Annex Building	Project Number:	SMSD-20-9850		Malibu, CA 90265
Long Beach, CA 90807	Attention:	Jonathan Barkman		
	Project Name:	Juan Cabrillo Elementary School	Reported:	11/20/2020 09:57

Sample Condition on Receipt

Cooler ID: Default Cooler **Temperature: 4.0 °C**

Are the COCs Correct	Y		
Labels Legible	Y	Containers In Good Condition	Y
COC/Labels Agree	Y	Samples Preserved Properly	Y
Sufficient Sample Volume	Y	Sufficient Holding Time for all Tests	Y
Sample Labels intact	Y	Received on Ice	Y

The contents of this report apply to the sample(s) analyzed in accordance with the chain of custody document.
No duplication of this report is allowed, except in its entirety without written approval of the laboratory.

AMERICAN ENVIRONMENTAL TESTING LABORATORY
2834 NORTH NAOMI ST. BURBANK, CALIFORNIA 91504 DHS # 1541 LACSD# 10181
TEL (888) 288-AETL (818) 845-8200 FAX (818) 845-8840 www.aetlab.com

CHAIN OF CUSTODY RECORD

115413

AETL JOB No. BBK0208 Page 1 of 14

COMPANY: NV5
PROJECT MANAGER: Jonathan.Barkman@NV5.com
COMPANY ADDRESS: 3777 Long Beach Blvd, Long Beach CA
PHONE:
FAX:
PROJECT NAME: Cabrillo ES
PROJECT #: SMSD-20-9850
SITE NAME AND ADDRESS: Cabrillo ES, Malibu CA
PO #:

	SAMPLE ID	LAB ID	DATE	TIME	MATRIX	CONTAINER NUMBER/SIZE	PRES.
1	B-10	BBK0208.01	11/9/20	0730	BU/K	1	ICE
2	B-11	.02		0735		1	
3	B-12	.03		0740		1	
4	B-13	.04		0745		1	
5	B-14	.05		0750		1	
6	B-15	.06		0755		1	
7	B-16	.07		0800		1	
8	B-17	.08		0805		1	
9	B-18	.09		0810		1	
10	B-19	.10		0815		1	
11	B-20	.11		0820		1	
12	B-21	.12		0825		1	
13	B-22	.13		0830		1	
14	B-23	.14		0835		1	
15	B-24	.15		0840		1	

ANALYSIS REQUESTED: EPA 8082; Soxhlet Extraction

TEST INSTRUCTIONS & COMMENTS

SAMPLE RECEIPT - TO BE FILLED BY LABORATORY

TOTAL NUMBER OF CONTAINERS	15	PROPERLY COOLED (Y) / N / NA	
CUSTODY SEALS Y / (N) / NA		SAMPLES INTACT (Y) / N / NA	
RECEIVED IN GOOD COND. (Y) / N		SAMPLES ACCEPTED (Y) / N	

TURN AROUND TIME

(X) NORMAL ( ) RUSH ( ) SAME DAY ( ) NEXT DAY ( ) 2 DAYS ( ) 3 DAYS

DATA DELIVERABLE REQUIRED

( ) HARD COPY ( ) PDF ( ) GEOTRACKER (GLOBAL ID) _____ ( ) OTHER (PLEASE SPECIFY) _____

	1.	2.	3.
RELINQUISHED BY SAMPLER:	Signature: [signature] Printed Name: Jorge Robles Date: 11/12/20 Time: 2000	RELINQUISHED BY: Signature: Printed Name: Date: Time:	RELINQUISHED BY: Signature: [signature] Printed Name: C. Barkman Date: 11/13/20 Time: 1650
RECEIVED BY:	Signature: [signature] Printed Name: Catherine Parkman Date: 11/13/20 Time: 1235	RECEIVED BY: Signature: Printed Name: Date: Time:	RECEIVED BY LABORATORY: Signature: [signature] Printed Name: Dayna Pinch Date: 11/13/20 Time: 1650

DISTRIBUTION: WHITE - Laboratory, CANARY - Laboratory, PINK - Project/Account Manager, YELLOW - Sampler/Originator

AMERICAN ENVIRONMENTAL TESTING LABORATORY
2834 NORTH NAOMI ST. BURBANK, CALIFORNIA 91504 ELAP # 1541 LACSD# 10181
TEL (888) 288-AETL (818) 845-8200 FAX (818) 845-8840 www.aetlab.com
A KYZER LABS COMPANY

CHAIN OF CUSTODY RECORD

121155

AETL JOB No. BBK0208

COMPANY: NVS
PROJECT MANAGER: Jonathan.Barkman@NVS.com
COMPANY ADDRESS: 3777 Long Beach Blvd, Long Beach CA
PHONE:
EMAIL:
PROJECT NAME: Cabrillo ES
PROJECT #: SMSD-20-9850
SITE NAME AND ADDRESS: Cabrillo ES, Malibu CA
PO #:

	SAMPLE ID	LAB ID	DATE	TIME	MATRIX	CONTAINER NUMBER/SIZE	PRES.	ANALYSIS REQUESTED: EPA 8082	ANALYSIS REQUESTED: Soxhlet Extraction	TEST INSTRUCTIONS & COMMENTS
1	B-25	BBK0208-15	11/9/20	0900	BULK	1	ICE	X	X	
2	B-26	.16		0905		1		X	X	
3	B-27	.18		0910		1		X	X	
4	B-28	.19		0915		1		X	X	
5	B-29	.20		0925		1		X	X	
6	B-30	BBK0208-21		0935		1		X	X	
7	B-31	.22		0940		1		X	X	
8	B-32	.23		0950		1		X	X	
9	B-33	.24		1000		1		X	X	
10	B-34	.25		1010		1		X	X	
11	B-35	.26		1015		1		X	X	
12	B-36	.27		1020		1		X	X	
13	B-37	.28		1030		1		X	X	
14	B-38	.29		1035		1		X	X	
15	B-39	.30		1045		1		X	X	

TOTAL NUMBER OF CONTAINERS: 15

BILLING INFORMATION / SPECIAL INSTRUCTIONS

RELINQUISHED BY SAMPLER: 1.	RELINQUISHED BY: 2.	RELINQUISHED BY: 3.
Signature:	Signature:	Signature:
Printed Name: Jorge Robles	Printed Name:	Printed Name: C. Padilla
Date: 11/12/20 Time: 2000	Date: Time:	Date: 11/13/20 Time: 1650
RECEIVED BY: 1.	**RECEIVED BY: 2.**	**RECEIVED BY LABORATORY: 3.**
Signature:	Signature:	Signature:
Printed Name: CHRISTIAN PADILLA	Printed Name:	Printed Name: Dayis Pinch
Date: 11/13/20 Time: 1235	Date: Time:	Date: 11/13/20 Time: 1650

TURN AROUND TIME
- [x] NORMAL
- [ ] SAME DAY RUSH
- [ ] NEXT DAY RUSH
- [ ] 2 DAYS RUSH
- [ ] 3 DAYS RUSH
- [ ] 4 DAYS RUSH

DATA DELIVERABLE REQUIRED
- [ ] HARD COPY
- [ ] E-COPY
- [ ] GEOTRACKER (GLOBAL ID) _____
- [ ] OTHER (PLEASE SPECIFY) _____

DISTRIBUTION: WHITE - Laboratory, CANARY - Laboratory, PINK - Project/Account Manager, YELLOW - Sampler/Originator

AMERICAN ENVIRONMENTAL TESTING LABORATORY
2834 NORTH NAOMI ST. BURBANK, CALIFORNIA 91504 DHS # 1541 LACSD# 10181
TEL (888) 288-AETL (818) 845-8200 FAX (818) 845-8840 www.aetlab.com

CHAIN OF CUSTODY RECORD

114217

AETL JOB No. BBk0208

COMPANY: NVS
PROJECT MANAGER: Jonathan.Barkman@NVS.com
COMPANY ADDRESS: 3777 Long Beach Blvd, Long Beach CA
PHONE:
FAX:
PROJECT NAME: Calabasas ES
PROJECT #: SMSD-20-9850
SITE NAME AND ADDRESS: Cabrillo ES, Malibu CA
PO #:

	SAMPLE ID	LAB ID	DATE	TIME	MATRIX	CONTAINER NUMBER/SIZE	PRES.
1	B-40	BBk0208-31	11/9/20	1050	SO/K	1	ICE
2	B-41	.32		1230		1	
3	B-42	.33		1235		1	
4	B-43	.34		1240		1	
5	B-44	.35		1250		1	
6	B-45	.36		1300		1	
7	B-46	.37		1310		1	
8	B-47	.38		1320		1	
9	B-48	.39		1330		1	
10	B-49	.40		1335		1	
11	B-50	.41		1345		1	
12	B-51	.42		1350		1	
13	B-52	.43		1400		1	
14	B-53	.44		1410		1	
15	E-16	.45	11/10/20	0730		1	

ANALYSIS REQUESTED: EPA 8082; Soxhlet Extraction

TEST INSTRUCTIONS & COMMENTS:

SAMPLE RECEIPT - TO BE FILLED BY LABORATORY

TOTAL NUMBER OF CONTAINERS	15	PROPERLY COOLED (Y) / N / NA	
CUSTODY SEALS Y / (N) / NA		SAMPLES INTACT (Y) / N / NA	
RECEIVED IN GOOD COND (Y) / N		SAMPLES ACCEPTED (Y) / N	

TURN AROUND TIME

- [X] NORMAL
- [ ] RUSH
  - [ ] SAME DAY
  - [ ] NEXT DAY
  - [ ] 2 DAYS
  - [ ] 3 DAYS

DATA DELIVERABLE REQUIRED

- [ ] HARD COPY
- [ ] PDF
- [ ] GEOTRACKER (GLOBAL ID) _____
- [ ] OTHER (PLEASE SPECIFY) _____

RELINQUISHED BY SAMPLER: 1.	RELINQUISHED BY: 2.	RELINQUISHED BY: 3.
Signature:	Signature:	Signature:
Printed Name: Jorge Robles	Printed Name:	Printed Name: C. Padilla
Date: 11/12/20 Time: 2000	Date: Time:	Date: 11/13/20 Time: 1650
RECEIVED BY: 1.	**RECEIVED BY: 2.**	**RECEIVED BY LABORATORY: 3.**
Signature:	Signature:	Signature:
Printed Name: ARMANDO PADILLA	Printed Name:	Printed Name: Sargis Pivch
Date: 11/13/20 Time: 1235	Date: Time:	Date: 11/13/20 Time: 1650

DISTRIBUTION: WHITE - Laboratory, CANARY - Laboratory, PINK - Project/Account Manager, YELLOW - Sampler/Originator

AMERICAN ENVIRONMENTAL TESTING LABORATORY
2834 NORTH NAOMI ST. BURBANK, CALIFORNIA 91504 DHS # 1541 LACSD# 10181
TEL (888) 288-AETL (818) 845-8200 FAX (818) 845-8840 www.aetlab.com

CHAIN OF CUSTODY RECORD

114218

AETL JOB No. BBK0208

COMPANY: NV5
PROJECT MANAGER: Jonathan.Barkman@NV5.com
COMPANY ADDRESS: 3777 Long Beach Blvd, Long Beach CA
PHONE:
FAX:
PROJECT NAME: Cabrillo ES
PROJECT #: SMSD-20-9850
SITE NAME AND ADDRESS: Cabrillo ES, Malibu CA
PO #:

ANALYSIS REQUESTED

TEST INSTRUCTIONS & COMMENTS

	SAMPLE ID	LAB ID	DATE	TIME	MATRIX	CONTAINER NUMBER/SIZE	PRES.	EPA 8082	Soxhlet Extraction
1	E-17	BBK0208.46	11/10/20	0740	BULK	1	ICE	X	X
2	E-18	BBK0208.47		0745		1		X	X
3	E-19	.48		0755		1		X	X
4	E-20	.49		0800		1		X	X
5	E-21	.50		0810		1		X	X
6	E-22	.51		0820		1		X	X
7	E-23	.52		0825		1		X	X
8	E-24	.53		0830		1		X	X
9	D-44	.54		0840		1		X	X
10	D-45	.55		0850		1		X	X
11	D-46	.56		0855		1		X	X
12	D-47	.57		0900		1		X	X
13	D-48	.58		0910		1		X	X
14	F-16	.59		0930		1		X	X
15	F-17	.60		0940		1		X	X

SAMPLE RECEIPT - TO BE FILLED BY LABORATORY

TOTAL NUMBER OF CONTAINERS	15	PROPERLY COOLED Y / N / NA	
CUSTODY SEALS Y / N / NA		SAMPLES INTACT Y / N / NA	
RECEIVED IN GOOD COND. Y / N		SAMPLES ACCEPTED Y / N	

RELINQUISHED BY SAMPLER: 1.	RELINQUISHED BY: 2.	RELINQUISHED BY: 3.
Signature: [signature]	Signature:	Signature: [signature]
Printed Name: Jorge Robles	Printed Name:	Printed Name: C. Pacinilla
Date: 11/12/20 Time: 2000	Date: Time:	Date: 11/13/20 Time: 1650

RECEIVED BY: 1.	RECEIVED BY: 2.	RECEIVED BY LABORATORY: 3.
Signature: [signature]	Signature:	Signature: [signature]
Printed Name: Charlton Pacinilla	Printed Name:	Printed Name: Jangis Vivar
Date: 11/13/20 Time: 1235	Date: Time:	Date: 11/13/20 Time: 165

TURN AROUND TIME

☒ NORMAL ☐ RUSH ☐ SAME DAY ☐ NEXT DAY ☐ 2 DAYS ☐ 3 DAYS

DATA DELIVERABLE REQUIRED

☐ HARD COPY
☐ PDF
☐ GEOTRACKER (GLOBAL ID) _____
☐ OTHER (PLEASE SPECIFY) _____

DISTRIBUTION: WHITE - Laboratory, CANARY - Laboratory, PINK - Project/Account Manager, YELLOW - Sampler/Originator

AMERICAN ENVIRONMENTAL TESTING LABORATORY
2834 N. NAOMI ST. BURBANK, CALIFORNIA 91504 ELAP# 1541 & 2402 LACSD# 10181
TEL (888) 288-AETL (818) 845-8200 FAX (818) 845-8840 www.aetlab.com
A KYZER LABS COMPANY

COOLER RECEIPT FORM

Client Name: N/S

Project Name:

AETL Job Number: BBK0208

Date Received: 11/13/2020 Received by: Sergio Pineda

Carrier: ☑ AETL Courier ☐ Client ☐ GSL ☐ FedEx ☐ UPS

☐ Others:

Samples were received in: ☑ Cooler (1) ☐ Other (Specify):

Inside temperature of shipping container No 1: 4°C, No 2: _____, No 3: _____

Type of sample containers: ☐ VOA, ☐ Glass bottles, ☐ Wide mouth jars, ☐ HDPE bottles, ☐ Metal sleeves, ☑ Others (Specify): Bags

How are samples preserved: ☐ None, ☑ Ice, ☐ Blue Ice, ☐ Dry Ice

☑ None, ☐ HNO_3, ☐ NaOH, ☐ ZnOAc, ☐ HCl, ☐ $Na_2S_2O_3$, ☐ MeOH

☐ Other (Specify):

	Yes	No*	N/A	Name, if client was notified.
1. Are the COCs Correct?	✓			
2. Are Sample labels legible & indelible ink?	✓			
3. Do samples match the COC?	✓			
4. Are the required analyses clear?	✓			
5. Is there enough samples for required analysis?	✓			
6. Does cooler or samples have custody seal(s)?			N/A	
7. Are sample containers in good condition?	✓			
8. Are samples preserved?	✓			
9. Are samples preserved properly for the intended analysis?	✓			
10. Are the VOAs free of headspace?			N/A	
11. Are the jars free of headspace?			N/A	
* = see note below. N/A = Not Applicable				

PLEASE NOTE ALL SAMPLES WILL BE DISPOSED OF 30 DAYS AFTER RECEIVING DATE. IF AETL IS INFORMED OTHERWISE, THERE WILL BE A STORAGE CHARGE PER SAMPLE PER MONTH FOR ANY SAMPLE HELD BEYOND 30 DAYS.

***Explain all "No" answers for above questions:**

_____

_____

_____

_____

AMERICAN ENVIRONMENTAL TESTING LABORATORY
2834 North Naomi Street Burbank, CA 91504 • ELAP# 1541 & 2402 • LACSD# 10181
TEL (888) 288-AETL • (818) 845-8200 • www.aetlab.com
A KYZER LABS COMPANY

NV5	AETL Job Number:	BBK0208	Site:	30237 Morning View Drive
3777 Long Beach Boulevard, Annex Building	Project Number:	SMSD-20-9850		Malibu, CA 90265
Long Beach, CA 90807	Attention:	Jonathan Barkman		
	Project Name:	Juan Cabrillo Elementary School	Reported:	11/20/2020 09:57

Case Narrative

The following "Sample Received" Section summarizes the samples received and associated analyses requested as specified on the enclosed chain of custody.

Results as reported by the laboratory apply only to 1) the items tested, 2) as the samples are received, and 3) the accuracy of information provided. Information supplied by the customer that may affect validity of results and may be contained in this report include Project Name/Number, Site Location, Sample Locations, Sampling Dates/Times, Sample ID, Sample Preservation, Sample Matrix, Sample Properties, Field Blanks, Field Duplicates, Field Spikes, and Site Historical Data.

Accreditation applies only to the test methods listed on each scope of accreditation held by the laboratory; certifications held by the laboratory may not apply to results supplied in this report.

Unless otherwise noted, all results of soil and solid samples are based on wet weight.

No analytical non-conformances were encountered.

Qualifiers are noted in the report.

The contents of this report apply to the sample(s) analyzed in accordance with the chain of custody document.
No duplication of this report is allowed, except in its entirety without written approval of the laboratory.

AMERICAN ENVIRONMENTAL TESTING LABORATORY
2834 North Naomi Street Burbank, CA 91504 • ELAP# 1541 & 2402 • LACSD# 10181
TEL (888) 288-AETL • (818) 845-8200 • www.aetlab.com
A KYZER LABS COMPANY

NV5	AETL Job Number:	BBK0208	Site:	30237 Morning View Drive	
3777 Long Beach Boulevard, Annex Building	Project Number:	SMSD-20-9850		Malibu, CA 90265	
Long Beach, CA 90807	Attention:	Jonathan Barkman			
	Project Name:	Juan Cabrillo Elementary School	Reported:	11/20/2020 09:57	

Samples Received

AETL received the following samples on 11/13/2020 with the following specifications

Project Name: 30237 Morning View Drive
Site: Malibu, CA 90265

Client ID		Sample Date
B-10		11/9/2020 7:30
Lab ID	**Matrix**	**Quantity of Containers**
BBK0208-01	Solid	1

Analysis	Units	TAT
EPA 8082	ug/kg	5

Client ID		Sample Date
B-11		11/9/2020 7:35
Lab ID	**Matrix**	**Quantity of Containers**
BBK0208-02	Solid	1

Analysis	Units	TAT
EPA 8082	ug/kg	5

Client ID		Sample Date
B-12		11/9/2020 7:40
Lab ID	**Matrix**	**Quantity of Containers**
BBK0208-03	Solid	1

Analysis	Units	TAT
EPA 8082	ug/kg	5

Client ID		Sample Date
B-13		11/9/2020 7:45
Lab ID	**Matrix**	**Quantity of Containers**
BBK0208-04	Solid	1

Analysis	Units	TAT
EPA 8082	ug/kg	5

The contents of this report apply to the sample(s) analyzed in accordance with the chain of custody document.
No duplication of this report is allowed, except in its entirety without written approval of the laboratory.

NV5	AETL Job Number:	BBK0208	Site:	30237 Morning View Drive	
3777 Long Beach Boulevard, Annex Building	Project Number:	SMSD-20-9850		Malibu, CA 90265	
Long Beach, CA 90807	Attention:	Jonathan Barkman			
	Project Name:	Juan Cabrillo Elementary School	Reported:	11/20/2020 09:57	

Samples Received

(Continued)

AETL received the following samples on 11/13/2020 with the following specifications

Project Name: 30237 Morning View Drive
Site: Malibu, CA 90265

Client ID		Sample Date
B-14		11/9/2020 7:50
Lab ID	**Matrix**	**Quantity of Containers**
BBK0208-05	Solid	1
Analysis	**Units**	**TAT**
EPA 8082	ug/kg	5

Client ID		Sample Date
B-15		11/9/2020 7:55
Lab ID	**Matrix**	**Quantity of Containers**
BBK0208-06	Solid	1
Analysis	**Units**	**TAT**
EPA 8082	ug/kg	5

Client ID		Sample Date
B-16		11/9/2020 8:00
Lab ID	**Matrix**	**Quantity of Containers**
BBK0208-07	Solid	1
Analysis	**Units**	**TAT**
EPA 8082	ug/kg	5

Client ID		Sample Date
B-17		11/9/2020 8:05
Lab ID	**Matrix**	**Quantity of Containers**
BBK0208-08	Solid	1
Analysis	**Units**	**TAT**
EPA 8082	ug/kg	5

The contents of this report apply to the sample(s) analyzed in accordance with the chain of custody document.
No duplication of this report is allowed, except in its entirety without written approval of the laboratory.

NV5	AETL Job Number:	BBK0208	Site:	30237 Morning View Drive	
3777 Long Beach Boulevard, Annex Building	Project Number:	SMSD-20-9850		Malibu, CA 90265	
Long Beach, CA 90807	Attention:	Jonathan Barkman			
	Project Name:	Juan Cabrillo Elementary School	Reported:	11/20/2020 09:57	

Samples Received

(Continued)

AETL received the following samples on 11/13/2020 with the following specifications

Project Name: 30237 Morning View Drive
Site: Malibu, CA 90265

Client ID		Sample Date
B-18		11/9/2020 8:10
Lab ID	**Matrix**	**Quantity of Containers**
BBK0208-09	Solid	1
Analysis	**Units**	**TAT**
EPA 8082	ug/kg	5

Client ID		Sample Date
B-19		11/9/2020 8:15
Lab ID	**Matrix**	**Quantity of Containers**
BBK0208-10	Solid	1
Analysis	**Units**	**TAT**
EPA 8082	ug/kg	5

Client ID		Sample Date
B-20		11/9/2020 8:20
Lab ID	**Matrix**	**Quantity of Containers**
BBK0208-11	Solid	1
Analysis	**Units**	**TAT**
EPA 8082	ug/kg	5

Client ID		Sample Date
B-21		11/9/2020 8:25
Lab ID	**Matrix**	**Quantity of Containers**
BBK0208-12	Solid	1
Analysis	**Units**	**TAT**
EPA 8082	ug/kg	5

The contents of this report apply to the sample(s) analyzed in accordance with the chain of custody document.
No duplication of this report is allowed, except in its entirety without written approval of the laboratory.

NV5	AETL Job Number:	BBK0208	Site:	30237 Morning View Drive	
3777 Long Beach Boulevard, Annex Building	Project Number:	SMSD-20-9850		Malibu, CA 90265	
Long Beach, CA 90807	Attention:	Jonathan Barkman			
	Project Name:	Juan Cabrillo Elementary School	Reported:	11/20/2020 09:57	

Samples Received

(Continued)

AETL received the following samples on 11/13/2020 with the following specifications

Project Name: 30237 Morning View Drive
Site: Malibu, CA 90265

Client ID		Sample Date
B-22		11/9/2020 8:30
Lab ID	**Matrix**	**Quantity of Containers**
BBK0208-13	Solid	1
Analysis	**Units**	**TAT**
EPA 8082	ug/kg	5

Client ID		Sample Date
B-23		11/9/2020 8:35
Lab ID	**Matrix**	**Quantity of Containers**
BBK0208-14	Solid	1
Analysis	**Units**	**TAT**
EPA 8082	ug/kg	5

Client ID		Sample Date
B-24		11/9/2020 8:40
Lab ID	**Matrix**	**Quantity of Containers**
BBK0208-15	Solid	1
Analysis	**Units**	**TAT**
EPA 8082	ug/kg	5

Client ID		Sample Date
B-25		11/9/2020 9:00
Lab ID	**Matrix**	**Quantity of Containers**
BBK0208-16	Solid	1
Analysis	**Units**	**TAT**
EPA 8082	ug/kg	5

The contents of this report apply to the sample(s) analyzed in accordance with the chain of custody document.
No duplication of this report is allowed, except in its entirety without written approval of the laboratory.

NV5	AETL Job Number:	BBK0208	Site:	30237 Morning View Drive	
3777 Long Beach Boulevard, Annex Building	Project Number:	SMSD-20-9850		Malibu, CA 90265	
Long Beach, CA 90807	Attention:	Jonathan Barkman			
	Project Name:	Juan Cabrillo Elementary School	Reported:	11/20/2020 09:57	

Samples Received

(Continued)

AETL received the following samples on 11/13/2020 with the following specifications

Project Name: 30237 Morning View Drive
Site: Malibu, CA 90265

Client ID		Sample Date
B-26		11/9/2020 9:05
Lab ID	**Matrix**	**Quantity of Containers**
BBK0208-17	Solid	1
Analysis	**Units**	**TAT**
EPA 8082	ug/kg	5

Client ID		Sample Date
B-27		11/9/2020 9:10
Lab ID	**Matrix**	**Quantity of Containers**
BBK0208-18	Solid	1
Analysis	**Units**	**TAT**
EPA 8082	ug/kg	5

Client ID		Sample Date
B-28		11/9/2020 9:15
Lab ID	**Matrix**	**Quantity of Containers**
BBK0208-19	Solid	1
Analysis	**Units**	**TAT**
EPA 8082	ug/kg	5

Client ID		Sample Date
B-29		11/9/2020 9:25
Lab ID	**Matrix**	**Quantity of Containers**
BBK0208-20	Solid	1
Analysis	**Units**	**TAT**
EPA 8082	ug/kg	5

The contents of this report apply to the sample(s) analyzed in accordance with the chain of custody document.
No duplication of this report is allowed, except in its entirety without written approval of the laboratory.

NV5	AETL Job Number:	BBK0208	Site:	30237 Morning View Drive	
3777 Long Beach Boulevard, Annex Building	Project Number:	SMSD-20-9850		Malibu, CA 90265	
Long Beach, CA 90807	Attention:	Jonathan Barkman			
	Project Name:	Juan Cabrillo Elementary School	Reported:	11/20/2020 09:57	

Samples Received

(Continued)

AETL received the following samples on 11/13/2020 with the following specifications

Project Name: 30237 Morning View Drive
Site: Malibu, CA 90265

Client ID		Sample Date
B-30		11/9/2020 9:35
Lab ID	**Matrix**	**Quantity of Containers**
BBK0208-21	Solid	1
Analysis	**Units**	**TAT**
EPA 8082	ug/kg	5

Client ID		Sample Date
B-31		11/9/2020 9:40
Lab ID	**Matrix**	**Quantity of Containers**
BBK0208-22	Solid	1
Analysis	**Units**	**TAT**
EPA 8082	ug/kg	5

Client ID		Sample Date
B-32		11/9/2020 9:50
Lab ID	**Matrix**	**Quantity of Containers**
BBK0208-23	Solid	1
Analysis	**Units**	**TAT**
EPA 8082	ug/kg	5

Client ID		Sample Date
B-33		11/9/2020 10:00
Lab ID	**Matrix**	**Quantity of Containers**
BBK0208-24	Solid	1
Analysis	**Units**	**TAT**
EPA 8082	ug/kg	5

The contents of this report apply to the sample(s) analyzed in accordance with the chain of custody document.
No duplication of this report is allowed, except in its entirety without written approval of the laboratory.

NV5	AETL Job Number:	BBK0208	Site:	30237 Morning View Drive	
3777 Long Beach Boulevard, Annex Building	Project Number:	SMSD-20-9850		Malibu, CA 90265	
Long Beach, CA 90807	Attention:	Jonathan Barkman			
	Project Name:	Juan Cabrillo Elementary School	Reported:	11/20/2020 09:57	

Samples Received

(Continued)

AETL received the following samples on 11/13/2020 with the following specifications

Project Name: 30237 Morning View Drive
Site: Malibu, CA 90265

Client ID		Sample Date
B-34		11/9/2020 10:10
Lab ID	**Matrix**	**Quantity of Containers**
BBK0208-25	Solid	1
Analysis	**Units**	**TAT**
EPA 8082	ug/kg	5

Client ID		Sample Date
B-35		11/9/2020 10:15
Lab ID	**Matrix**	**Quantity of Containers**
BBK0208-26	Solid	1
Analysis	**Units**	**TAT**
EPA 8082	ug/kg	5

Client ID		Sample Date
B-36		11/9/2020 10:20
Lab ID	**Matrix**	**Quantity of Containers**
BBK0208-27	Solid	1
Analysis	**Units**	**TAT**
EPA 8082	ug/kg	5

Client ID		Sample Date
B-37		11/9/2020 10:30
Lab ID	**Matrix**	**Quantity of Containers**
BBK0208-28	Solid	1
Analysis	**Units**	**TAT**
EPA 8082	ug/kg	5

The contents of this report apply to the sample(s) analyzed in accordance with the chain of custody document.
No duplication of this report is allowed, except in its entirety without written approval of the laboratory.

NV5	AETL Job Number:	BBK0208	Site:	30237 Morning View Drive	
3777 Long Beach Boulevard, Annex Building	Project Number:	SMSD-20-9850		Malibu, CA 90265	
Long Beach, CA 90807	Attention:	Jonathan Barkman			
	Project Name:	Juan Cabrillo Elementary School	Reported:	11/20/2020 09:57	

Samples Received

(Continued)

AETL received the following samples on 11/13/2020 with the following specifications

Project Name: 30237 Morning View Drive
Site: Malibu, CA 90265

Client ID		Sample Date
B-38		11/9/2020 10:35
Lab ID	**Matrix**	**Quantity of Containers**
BBK0208-29	Solid	1
Analysis	**Units**	**TAT**
EPA 8082	ug/kg	5

Client ID		Sample Date
B-39		11/9/2020 10:45
Lab ID	**Matrix**	**Quantity of Containers**
BBK0208-30	Solid	1
Analysis	**Units**	**TAT**
EPA 8082	ug/kg	5

Client ID		Sample Date
B-40		11/9/2020 10:50
Lab ID	**Matrix**	**Quantity of Containers**
BBK0208-31	Solid	1
Analysis	**Units**	**TAT**
EPA 8082	ug/kg	5

Client ID		Sample Date
B-41		11/9/2020 12:30
Lab ID	**Matrix**	**Quantity of Containers**
BBK0208-32	Solid	1
Analysis	**Units**	**TAT**
EPA 8082	ug/kg	5

The contents of this report apply to the sample(s) analyzed in accordance with the chain of custody document.
No duplication of this report is allowed, except in its entirety without written approval of the laboratory.

NV5	AETL Job Number:	BBK0208	Site:	30237 Morning View Drive	
3777 Long Beach Boulevard, Annex Building	Project Number:	SMSD-20-9850		Malibu, CA 90265	
Long Beach, CA 90807	Attention:	Jonathan Barkman			
	Project Name:	Juan Cabrillo Elementary School	Reported:	11/20/2020 09:57	

Samples Received

(Continued)

AETL received the following samples on 11/13/2020 with the following specifications

Project Name: 30237 Morning View Drive
Site: Malibu, CA 90265

Client ID		Sample Date
B-42		11/9/2020 12:35
Lab ID	**Matrix**	**Quantity of Containers**
BBK0208-33	Solid	1
Analysis	**Units**	**TAT**
EPA 8082	ug/kg	5

Client ID		Sample Date
B-43		11/9/2020 12:40
Lab ID	**Matrix**	**Quantity of Containers**
BBK0208-34	Solid	1
Analysis	**Units**	**TAT**
EPA 8082	ug/kg	5

Client ID		Sample Date
B-44		11/9/2020 12:50
Lab ID	**Matrix**	**Quantity of Containers**
BBK0208-35	Solid	1
Analysis	**Units**	**TAT**
EPA 8082	ug/kg	5

Client ID		Sample Date
B-45		11/9/2020 13:00
Lab ID	**Matrix**	**Quantity of Containers**
BBK0208-36	Solid	1
Analysis	**Units**	**TAT**
EPA 8082	ug/kg	5

The contents of this report apply to the sample(s) analyzed in accordance with the chain of custody document.
No duplication of this report is allowed, except in its entirety without written approval of the laboratory.

NV5	AETL Job Number:	BBK0208	Site:	30237 Morning View Drive	
3777 Long Beach Boulevard, Annex Building	Project Number:	SMSD-20-9850		Malibu, CA 90265	
Long Beach, CA 90807	Attention:	Jonathan Barkman			
	Project Name:	Juan Cabrillo Elementary School	Reported:	11/20/2020 09:57	

Samples Received

(Continued)

AETL received the following samples on 11/13/2020 with the following specifications

Project Name: 30237 Morning View Drive
Site: Malibu, CA 90265

Client ID		Sample Date
B-46		11/9/2020 13:10
Lab ID	**Matrix**	**Quantity of Containers**
BBK0208-37	Solid	1
Analysis	**Units**	**TAT**
EPA 8082	ug/kg	5

Client ID		Sample Date
B-47		11/9/2020 13:20
Lab ID	**Matrix**	**Quantity of Containers**
BBK0208-38	Solid	1
Analysis	**Units**	**TAT**
EPA 8082	ug/kg	5

Client ID		Sample Date
B-48		11/9/2020 13:30
Lab ID	**Matrix**	**Quantity of Containers**
BBK0208-39	Solid	1
Analysis	**Units**	**TAT**
EPA 8082	ug/kg	5

Client ID		Sample Date
B-49		11/9/2020 13:35
Lab ID	**Matrix**	**Quantity of Containers**
BBK0208-40	Solid	1
Analysis	**Units**	**TAT**
EPA 8082	ug/kg	5

The contents of this report apply to the sample(s) analyzed in accordance with the chain of custody document.
No duplication of this report is allowed, except in its entirety without written approval of the laboratory.

NV5	AETL Job Number:	BBK0208	Site:	30237 Morning View Drive	
3777 Long Beach Boulevard, Annex Building	Project Number:	SMSD-20-9850		Malibu, CA 90265	
Long Beach, CA 90807	Attention:	Jonathan Barkman			
	Project Name:	Juan Cabrillo Elementary School	Reported:	11/20/2020 09:57	

Samples Received

(Continued)

AETL received the following samples on 11/13/2020 with the following specifications

Project Name: 30237 Morning View Drive
Site: Malibu, CA 90265

Client ID		Sample Date
B-50		11/9/2020 13:45
Lab ID	**Matrix**	**Quantity of Containers**
BBK0208-41	Solid	1
Analysis	**Units**	**TAT**
EPA 8082	ug/kg	5

Client ID		Sample Date
B-51		11/9/2020 13:50
Lab ID	**Matrix**	**Quantity of Containers**
BBK0208-42	Solid	1
Analysis	**Units**	**TAT**
EPA 8082	ug/kg	5

Client ID		Sample Date
B-52		11/9/2020 14:00
Lab ID	**Matrix**	**Quantity of Containers**
BBK0208-43	Solid	1
Analysis	**Units**	**TAT**
EPA 8082	ug/kg	5

Client ID		Sample Date
B-53		11/9/2020 14:10
Lab ID	**Matrix**	**Quantity of Containers**
BBK0208-44	Solid	1
Analysis	**Units**	**TAT**
EPA 8082	ug/kg	5

The contents of this report apply to the sample(s) analyzed in accordance with the chain of custody document.
No duplication of this report is allowed, except in its entirety without written approval of the laboratory.

NV5	AETL Job Number:	BBK0208	Site:	30237 Morning View Drive	
3777 Long Beach Boulevard, Annex Building	Project Number:	SMSD-20-9850		Malibu, CA 90265	
Long Beach, CA 90807	Attention:	Jonathan Barkman			
	Project Name:	Juan Cabrillo Elementary School	Reported:	11/20/2020 09:57	

Samples Received

(Continued)

AETL received the following samples on 11/13/2020 with the following specifications

Project Name: 30237 Morning View Drive
Site: Malibu, CA 90265

Client ID		Sample Date
E-16		11/10/2020 7:30
Lab ID	**Matrix**	**Quantity of Containers**
BBK0208-45	Solid	1
Analysis	**Units**	**TAT**
EPA 8082	ug/kg	5

Client ID		Sample Date
E-17		11/10/2020 7:40
Lab ID	**Matrix**	**Quantity of Containers**
BBK0208-46	Solid	1
Analysis	**Units**	**TAT**
EPA 8082	ug/kg	5

Client ID		Sample Date
E-18		11/10/2020 7:45
Lab ID	**Matrix**	**Quantity of Containers**
BBK0208-47	Solid	1
Analysis	**Units**	**TAT**
EPA 8082	ug/kg	5

Client ID		Sample Date
E-19		11/10/2020 7:55
Lab ID	**Matrix**	**Quantity of Containers**
BBK0208-48	Solid	1
Analysis	**Units**	**TAT**
EPA 8082	ug/kg	5

The contents of this report apply to the sample(s) analyzed in accordance with the chain of custody document.
No duplication of this report is allowed, except in its entirety without written approval of the laboratory.

NV5	AETL Job Number:	BBK0208	Site:	30237 Morning View Drive	
3777 Long Beach Boulevard, Annex Building	Project Number:	SMSD-20-9850		Malibu, CA 90265	
Long Beach, CA 90807	Attention:	Jonathan Barkman			
	Project Name:	Juan Cabrillo Elementary School	Reported:	11/20/2020 09:57	

Samples Received

(Continued)

AETL received the following samples on 11/13/2020 with the following specifications

Project Name: 30237 Morning View Drive
Site: Malibu, CA 90265

Client ID		Sample Date
E-20		11/10/2020 8:00
Lab ID	**Matrix**	**Quantity of Containers**
BBK0208-49	Solid	1
Analysis	**Units**	**TAT**
EPA 8082	ug/kg	5

Client ID		Sample Date
E-21		11/10/2020 8:10
Lab ID	**Matrix**	**Quantity of Containers**
BBK0208-50	Solid	1
Analysis	**Units**	**TAT**
EPA 8082	ug/kg	5

Client ID		Sample Date
E-22		11/10/2020 8:20
Lab ID	**Matrix**	**Quantity of Containers**
BBK0208-51	Solid	1
Analysis	**Units**	**TAT**
EPA 8082	ug/kg	5

Client ID		Sample Date
E-23		11/10/2020 8:25
Lab ID	**Matrix**	**Quantity of Containers**
BBK0208-52	Solid	1
Analysis	**Units**	**TAT**
EPA 8082	ug/kg	5

The contents of this report apply to the sample(s) analyzed in accordance with the chain of custody document.
No duplication of this report is allowed, except in its entirety without written approval of the laboratory.

NV5	AETL Job Number:	BBK0208	Site:	30237 Morning View Drive	
3777 Long Beach Boulevard, Annex Building	Project Number:	SMSD-20-9850		Malibu, CA 90265	
Long Beach, CA 90807	Attention:	Jonathan Barkman			
	Project Name:	Juan Cabrillo Elementary School	Reported:	11/20/2020 09:57	

Samples Received

(Continued)

AETL received the following samples on 11/13/2020 with the following specifications

Project Name: 30237 Morning View Drive
Site: Malibu, CA 90265

Client ID		Sample Date
E-24		11/10/2020 8:30
Lab ID	**Matrix**	**Quantity of Containers**
BBK0208-53	Solid	1
Analysis	**Units**	**TAT**
EPA 8082	ug/kg	5

Client ID		Sample Date
D-44		11/10/2020 8:40
Lab ID	**Matrix**	**Quantity of Containers**
BBK0208-54	Solid	1
Analysis	**Units**	**TAT**
EPA 8082	ug/kg	5

Client ID		Sample Date
D-45		11/10/2020 8:50
Lab ID	**Matrix**	**Quantity of Containers**
BBK0208-55	Solid	1
Analysis	**Units**	**TAT**
EPA 8082	ug/kg	5

Client ID		Sample Date
D-46		11/10/2020 8:55
Lab ID	**Matrix**	**Quantity of Containers**
BBK0208-56	Solid	1
Analysis	**Units**	**TAT**
EPA 8082	ug/kg	5

The contents of this report apply to the sample(s) analyzed in accordance with the chain of custody document.
No duplication of this report is allowed, except in its entirety without written approval of the laboratory.

NV5	AETL Job Number:	BBK0208	Site:	30237 Morning View Drive	
3777 Long Beach Boulevard, Annex Building	Project Number:	SMSD-20-9850		Malibu, CA 90265	
Long Beach, CA 90807	Attention:	Jonathan Barkman			
	Project Name:	Juan Cabrillo Elementary School	Reported:	11/20/2020 09:57	

Samples Received

(Continued)

AETL received the following samples on 11/13/2020 with the following specifications

Project Name: 30237 Morning View Drive
Site: Malibu, CA 90265

Client ID		Sample Date
D-47		11/10/2020 9:00
Lab ID	**Matrix**	**Quantity of Containers**
BBK0208-57	Solid	1
Analysis	**Units**	**TAT**
EPA 8082	ug/kg	5

Client ID		Sample Date
D-48		11/10/2020 9:10
Lab ID	**Matrix**	**Quantity of Containers**
BBK0208-58	Solid	1
Analysis	**Units**	**TAT**
EPA 8082	ug/kg	5

Client ID		Sample Date
F-16		11/10/2020 9:30
Lab ID	**Matrix**	**Quantity of Containers**
BBK0208-59	Solid	1
Analysis	**Units**	**TAT**
EPA 8082	ug/kg	5

Client ID		Sample Date
F-17		11/10/2020 9:40
Lab ID	**Matrix**	**Quantity of Containers**
BBK0208-60	Solid	1
Analysis	**Units**	**TAT**
EPA 8082	ug/kg	5

The contents of this report apply to the sample(s) analyzed in accordance with the chain of custody document.
No duplication of this report is allowed, except in its entirety without written approval of the laboratory.

AMERICAN ENVIRONMENTAL TESTING LABORATORY
2834 North Naomi Street Burbank, CA 91504 • ELAP# 1541 & 2402 • LACSD# 10181
TEL (888) 288-AETL • (818) 845-8200 • www.aetlab.com
A KYZER LABS COMPANY

NV5	AETL Job Number:	BBK0208	Site:	30237 Morning View Drive Malibu, CA 90265
3777 Long Beach Boulevard, Annex Building	Project Number:	SMSD-20-9850		
Long Beach, CA 90807	Attention:	Jonathan Barkman		
	Project Name:	Juan Cabrillo Elementary School	Reported:	11/20/2020 09:57

Total Number of Samples received: **60**

The contents of this report apply to the sample(s) analyzed in accordance with the chain of custody document.
No duplication of this report is allowed, except in its entirety without written approval of the laboratory.

AMERICAN ENVIRONMENTAL TESTING LABORATORY
2834 North Naomi Street Burbank, CA 91504 • ELAP# 1541 & 2402 • LACSD# 10181
TEL (888) 288-AETL • (818) 845-8200 • www.aetlab.com
A KYZER LABS COMPANY

NV5	AETL Job Number:	BBK0208	Site:	30237 Morning View Drive
3777 Long Beach Boulevard, Annex Building	Project Number:	SMSD-20-9850		Malibu, CA 90265
Long Beach, CA 90807	Attention:	Jonathan Barkman		
	Project Name:	Juan Cabrillo Elementary School	Reported:	11/20/2020 09:57

Positive Hits Summary

Lab ID	Client ID				Received
BBK0208-01	B-10				11/13/2020 16:50
Method	Analyte	Result	Qualifier	Unit	Analyzed
EPA 8082	Aroclor-1254 (PCB-1254)	87000		ug/kg	11/17/2020 20:50

Lab ID	Client ID				Received
BBK0208-02	B-11				11/13/2020 16:50
Method	Analyte	Result	Qualifier	Unit	Analyzed
EPA 8082	Aroclor-1254 (PCB-1254)	60800		ug/kg	11/17/2020 14:02

Lab ID	Client ID				Received
BBK0208-03	B-12				11/13/2020 16:50
Method	Analyte	Result	Qualifier	Unit	Analyzed
EPA 8082	Aroclor-1254 (PCB-1254)	67900		ug/kg	11/17/2020 14:22

Lab ID	Client ID				Received
BBK0208-05	B-14				11/13/2020 16:50
Method	Analyte	Result	Qualifier	Unit	Analyzed
EPA 8082	Aroclor-1254 (PCB-1254)	44400		ug/kg	11/17/2020 15:01

Lab ID	Client ID				Received
BBK0208-06	B-15				11/13/2020 16:50
Method	Analyte	Result	Qualifier	Unit	Analyzed
EPA 8082	Aroclor-1254 (PCB-1254)	121000		ug/kg	11/17/2020 15:20

Lab ID	Client ID				Received
BBK0208-08	B-17				11/13/2020 16:50
Method	Analyte	Result	Qualifier	Unit	Analyzed
EPA 8082	Aroclor-1254 (PCB-1254)	84900		ug/kg	11/17/2020 15:59

The contents of this report apply to the sample(s) analyzed in accordance with the chain of custody document.
No duplication of this report is allowed, except in its entirety without written approval of the laboratory.

AMERICAN ENVIRONMENTAL TESTING LABORATORY
2834 North Naomi Street Burbank, CA 91504 • ELAP# 1541 & 2402 • LACSD# 10181
TEL (888) 288-AETL • (818) 845-8200 • www.aetlab.com
A KYZER LABS COMPANY

NV5	AETL Job Number:	BBK0208	Site:	30237 Morning View Drive Malibu, CA 90265
3777 Long Beach Boulevard, Annex Building	Project Number:	SMSD-20-9850		
Long Beach, CA 90807	Attention:	Jonathan Barkman		
	Project Name:	Juan Cabrillo Elementary School	Reported:	11/20/2020 09:57

Positive Hits Summary
(Continued)

Lab ID	Client ID				Received
BBK0208-21	B-30				11/13/2020 16:50
Method	Analyte	Result	Qualifier	Unit	Analyzed
EPA 8082	**Aroclor-1254 (PCB-1254)**	**98700**		**ug/kg**	**11/17/2020 22:27**

Lab ID	Client ID				Received
BBK0208-41	B-50				11/13/2020 16:50
Method	Analyte	Result	Qualifier	Unit	Analyzed
EPA 8082	**Aroclor-1254 (PCB-1254)**	**8080**		**ug/kg**	**11/18/2020 10:47**

Lab ID	Client ID				Received
BBK0208-43	B-52				11/13/2020 16:50
Method	Analyte	Result	Qualifier	Unit	Analyzed
EPA 8082	**Aroclor-1254 (PCB-1254)**	**6520**		**ug/kg**	**11/18/2020 11:26**

The contents of this report apply to the sample(s) analyzed in accordance with the chain of custody document.
No duplication of this report is allowed, except in its entirety without written approval of the laboratory.

AMERICAN ENVIRONMENTAL TESTING LABORATORY
2834 North Naomi Street Burbank, CA 91504 • ELAP# 1541 & 2402 • LACSD# 10181
TEL (888) 288-AETL • (818) 845-8200 • www.aetlab.com
A KYZER LABS COMPANY

NV5	AETL Job Number:	BBK0208	Site:	30237 Morning View Drive Malibu, CA 90265
3777 Long Beach Boulevard, Annex Building	Project Number:	SMSD-20-9850		
Long Beach, CA 90807	Attention:	Jonathan Barkman		
	Project Name:	Juan Cabrillo Elementary School	Reported:	11/20/2020 09:57

Analytical Results

Client ID: B-10

Lab ID: BBK0208-01 (Solid) **Sampled: 11/09/20 7:30**

Analyte	Result	Qualifier	Dilution	MDL	RL	Units	Prepared Date/Time	Analyzed Date/Time	Batch	Analyst Initials	Prep. Method
PCBs											
Method: EPA 8082											
Aroclor-1016 (PCB-1016)	ND		10	100	250	ug/kg	11/16/20 10:14	11/17/20 20:50	B0K0433	ATS	3540C
Aroclor-1221 (PCB-1221)	ND		10	100	250	ug/kg	11/16/20 10:14	11/17/20 20:50	B0K0433	ATS	3540C
Aroclor-1232 (PCB-1232)	ND		10	100	250	ug/kg	11/16/20 10:14	11/17/20 20:50	B0K0433	ATS	3540C
Aroclor-1242 (PCB-1242)	ND		10	100	250	ug/kg	11/16/20 10:14	11/17/20 20:50	B0K0433	ATS	3540C
Aroclor-1248 (PCB-1248)	ND		10	100	250	ug/kg	11/16/20 10:14	11/17/20 20:50	B0K0433	ATS	3540C
Aroclor-1254 (PCB-1254)	**87000**		20	200	500	ug/kg	11/16/20 10:14	11/17/20 20:50	B0K0433	ATS	3540C
Aroclor-1260 (PCB-1260)	ND		10	100	250	ug/kg	11/16/20 10:14	11/17/20 20:50	B0K0433	ATS	3540C
Aroclor-1262 (PCB-1262)	ND		10	100	250	ug/kg	11/16/20 10:14	11/17/20 20:50	B0K0433	ATS	3540C
Aroclor-1268 (PCB-1268)	ND		10	100	250	ug/kg	11/16/20 10:14	11/17/20 20:50	B0K0433	ATS	3540C
	Recovery				Acceptance Criteria						
Surrogate: Decachlorobiphenyl	*81.3%*				*30-150*		11/16/20 10:14	*11/17/20 20:50*	B0K0433	*ATS*	3540C
Surrogate: Tetrachloro-m-xylene	*62.1%*				*30-150*		11/16/20 10:14	*11/17/20 20:50*	B0K0433	*ATS*	3540C

The contents of this report apply to the sample(s) analyzed in accordance with the chain of custody document.
No duplication of this report is allowed, except in its entirety without written approval of the laboratory.

AMERICAN ENVIRONMENTAL TESTING LABORATORY
2834 North Naomi Street Burbank, CA 91504 • ELAP# 1541 & 2402 • LACSD# 10181
TEL (888) 288-AETL • (818) 845-8200 • www.aetlab.com
A KYZER LABS COMPANY

NV5	AETL Job Number:	BBK0208	Site:	30237 Morning View Drive Malibu, CA 90265
3777 Long Beach Boulevard, Annex Building	Project Number:	SMSD-20-9850		
Long Beach, CA 90807	Attention:	Jonathan Barkman		
	Project Name:	Juan Cabrillo Elementary School	Reported:	11/20/2020 09:57

Analytical Results

Client ID: B-11

Lab ID: BBK0208-02 (Solid) **Sampled: 11/09/20 7:35**

Analyte	Result	Qualifier	Dilution	MDL	RL	Units	Prepared Date/Time	Analyzed Date/Time	Batch	Analyst Initials	Prep. Method
PCBs											
Method: EPA 8082											
Aroclor-1016 (PCB-1016)	ND		10	100	250	ug/kg	11/16/20 10:14	11/17/20 14:02	B0K0433	ATS	3540C
Aroclor-1221 (PCB-1221)	ND		10	100	250	ug/kg	11/16/20 10:14	11/17/20 14:02	B0K0433	ATS	3540C
Aroclor-1232 (PCB-1232)	ND		10	100	250	ug/kg	11/16/20 10:14	11/17/20 14:02	B0K0433	ATS	3540C
Aroclor-1242 (PCB-1242)	ND		10	100	250	ug/kg	11/16/20 10:14	11/17/20 14:02	B0K0433	ATS	3540C
Aroclor-1248 (PCB-1248)	ND		10	100	250	ug/kg	11/16/20 10:14	11/17/20 14:02	B0K0433	ATS	3540C
Aroclor-1254 (PCB-1254)	**60800**		10	100	250	ug/kg	11/16/20 10:14	11/17/20 14:02	B0K0433	ATS	3540C
Aroclor-1260 (PCB-1260)	ND		10	100	250	ug/kg	11/16/20 10:14	11/17/20 14:02	B0K0433	ATS	3540C
Aroclor-1262 (PCB-1262)	ND		10	100	250	ug/kg	11/16/20 10:14	11/17/20 14:02	B0K0433	ATS	3540C
Aroclor-1268 (PCB-1268)	ND		10	100	250	ug/kg	11/16/20 10:14	11/17/20 14:02	B0K0433	ATS	3540C
	Recovery				Acceptance Criteria						
Surrogate: Decachlorobiphenyl	*43.2%*				*30-150*		11/16/20 10:14	*11/17/20 14:02*	B0K0433	*ATS*	3540C
Surrogate: Tetrachloro-m-xylene	*77.4%*				*30-150*		11/16/20 10:14	*11/17/20 14:02*	B0K0433	*ATS*	3540C

The contents of this report apply to the sample(s) analyzed in accordance with the chain of custody document.
No duplication of this report is allowed, except in its entirety without written approval of the laboratory.

AMERICAN ENVIRONMENTAL TESTING LABORATORY
2834 North Naomi Street Burbank, CA 91504 • ELAP# 1541 & 2402 • LACSD# 10181
TEL (888) 288-AETL • (818) 845-8200 • www.aetlab.com
A KYZER LABS COMPANY

NV5	AETL Job Number:	BBK0208	Site:	30237 Morning View Drive Malibu, CA 90265
3777 Long Beach Boulevard, Annex Building	Project Number:	SMSD-20-9850		
Long Beach, CA 90807	Attention:	Jonathan Barkman		
	Project Name:	Juan Cabrillo Elementary School	Reported:	11/20/2020 09:57

Analytical Results

Client ID: B-12

Lab ID: BBK0208-03 (Solid) **Sampled: 11/09/20 7:40**

Analyte	Result	Qualifier	Dilution	MDL	RL	Units	Prepared Date/Time	Analyzed Date/Time	Batch	Analyst Initials	Prep. Method
PCBs											
Method: EPA 8082											
Aroclor-1016 (PCB-1016)	ND		10	200	500	ug/kg	11/16/20 10:14	11/17/20 14:22	B0K0433	ATS	3540C
Aroclor-1221 (PCB-1221)	ND		10	200	500	ug/kg	11/16/20 10:14	11/17/20 14:22	B0K0433	ATS	3540C
Aroclor-1232 (PCB-1232)	ND		10	200	500	ug/kg	11/16/20 10:14	11/17/20 14:22	B0K0433	ATS	3540C
Aroclor-1242 (PCB-1242)	ND		10	200	500	ug/kg	11/16/20 10:14	11/17/20 14:22	B0K0433	ATS	3540C
Aroclor-1248 (PCB-1248)	ND		10	200	500	ug/kg	11/16/20 10:14	11/17/20 14:22	B0K0433	ATS	3540C
Aroclor-1254 (PCB-1254)	**67900**		10	200	500	ug/kg	11/16/20 10:14	11/17/20 14:22	B0K0433	ATS	3540C
Aroclor-1260 (PCB-1260)	ND		10	200	500	ug/kg	11/16/20 10:14	11/17/20 14:22	B0K0433	ATS	3540C
Aroclor-1262 (PCB-1262)	ND		10	200	500	ug/kg	11/16/20 10:14	11/17/20 14:22	B0K0433	ATS	3540C
Aroclor-1268 (PCB-1268)	ND		10	200	500	ug/kg	11/16/20 10:14	11/17/20 14:22	B0K0433	ATS	3540C
	Recovery				Acceptance Criteria						
Surrogate: Decachlorobiphenyl	*60.3%*				*30-150*		11/16/20 10:14	*11/17/20 14:22*	B0K0433	*ATS*	3540C
Surrogate: Tetrachloro-m-xylene	*49.1%*				*30-150*		11/16/20 10:14	*11/17/20 14:22*	B0K0433	*ATS*	3540C

The contents of this report apply to the sample(s) analyzed in accordance with the chain of custody document.
No duplication of this report is allowed, except in its entirety without written approval of the laboratory.

AMERICAN ENVIRONMENTAL TESTING LABORATORY
2834 North Naomi Street Burbank, CA 91504 • ELAP# 1541 & 2402 • LACSD# 10181
TEL (888) 288-AETL • (818) 845-8200 • www.aetlab.com
A KYZER LABS COMPANY

NV5	AETL Job Number:	BBK0208	Site:	30237 Morning View Drive
3777 Long Beach Boulevard, Annex Building	Project Number:	SMSD-20-9850		Malibu, CA 90265
Long Beach, CA 90807	Attention:	Jonathan Barkman		
	Project Name:	Juan Cabrillo Elementary School	Reported:	11/20/2020 09:57

Analytical Results

Client ID: **B-13**
Lab ID: **BBK0208-04 (Solid)** **Sampled:** **11/09/20 7:45**

Analyte	Result	Qualifier	Dilution	MDL	RL	Units	Prepared Date/Time	Analyzed Date/Time	Batch	Analyst Initials	Prep. Method
PCBs											
Method: EPA 8082											
Aroclor-1016 (PCB-1016)	ND		5	200	500	ug/kg	11/16/20 10:14	11/17/20 14:41	B0K0433	ATS	3540C
Aroclor-1221 (PCB-1221)	ND		5	200	500	ug/kg	11/16/20 10:14	11/17/20 14:41	B0K0433	ATS	3540C
Aroclor-1232 (PCB-1232)	ND		5	200	500	ug/kg	11/16/20 10:14	11/17/20 14:41	B0K0433	ATS	3540C
Aroclor-1242 (PCB-1242)	ND		5	200	500	ug/kg	11/16/20 10:14	11/17/20 14:41	B0K0433	ATS	3540C
Aroclor-1248 (PCB-1248)	ND		5	200	500	ug/kg	11/16/20 10:14	11/17/20 14:41	B0K0433	ATS	3540C
Aroclor-1254 (PCB-1254)	ND		5	200	500	ug/kg	11/16/20 10:14	11/17/20 14:41	B0K0433	ATS	3540C
Aroclor-1260 (PCB-1260)	ND		5	200	500	ug/kg	11/16/20 10:14	11/17/20 14:41	B0K0433	ATS	3540C
Aroclor-1262 (PCB-1262)	ND		5	200	500	ug/kg	11/16/20 10:14	11/17/20 14:41	B0K0433	ATS	3540C
Aroclor-1268 (PCB-1268)	ND		5	200	500	ug/kg	11/16/20 10:14	11/17/20 14:41	B0K0433	ATS	3540C
	Recovery				Acceptance Criteria						
Surrogate: Decachlorobiphenyl	*65.6%*				*30-150*		11/16/20 10:14	*11/17/20 14:41*	B0K0433	*ATS*	3540C
Surrogate: Tetrachloro-m-xylene	*84.9%*				*30-150*		11/16/20 10:14	*11/17/20 14:41*	B0K0433	*ATS*	3540C

The contents of this report apply to the sample(s) analyzed in accordance with the chain of custody document.
No duplication of this report is allowed, except in its entirety without written approval of the laboratory.

AMERICAN ENVIRONMENTAL TESTING LABORATORY
2834 North Naomi Street Burbank, CA 91504 • ELAP# 1541 & 2402 • LACSD# 10181
TEL (888) 288-AETL • (818) 845-8200 • www.aetlab.com
A KYZER LABS COMPANY

NV5	AETL Job Number:	BBK0208	Site:	30237 Morning View Drive
3777 Long Beach Boulevard, Annex Building	Project Number:	SMSD-20-9850		Malibu, CA 90265
Long Beach, CA 90807	Attention:	Jonathan Barkman		
	Project Name:	Juan Cabrillo Elementary School	Reported:	11/20/2020 09:57

Analytical Results

Client ID: **B-14**
Lab ID: **BBK0208-05 (Solid)** **Sampled:** **11/09/20 7:50**

PCBs

Method: EPA 8082

Analyte	Result	Qualifier	Dilution	MDL	RL	Units	Prepared Date/Time	Analyzed Date/Time	Batch	Analyst Initials	Prep. Method
Aroclor-1016 (PCB-1016)	ND		5	200	500	ug/kg	11/16/20 10:14	11/17/20 15:01	B0K0433	ATS	3540C
Aroclor-1221 (PCB-1221)	ND		5	200	500	ug/kg	11/16/20 10:14	11/17/20 15:01	B0K0433	ATS	3540C
Aroclor-1232 (PCB-1232)	ND		5	200	500	ug/kg	11/16/20 10:14	11/17/20 15:01	B0K0433	ATS	3540C
Aroclor-1242 (PCB-1242)	ND		5	200	500	ug/kg	11/16/20 10:14	11/17/20 15:01	B0K0433	ATS	3540C
Aroclor-1248 (PCB-1248)	ND		5	200	500	ug/kg	11/16/20 10:14	11/17/20 15:01	B0K0433	ATS	3540C
Aroclor-1254 (PCB-1254)	**44400**		5	200	500	ug/kg	11/16/20 10:14	11/17/20 15:01	B0K0433	ATS	3540C
Aroclor-1260 (PCB-1260)	ND		5	200	500	ug/kg	11/16/20 10:14	11/17/20 15:01	B0K0433	ATS	3540C
Aroclor-1262 (PCB-1262)	ND		5	200	500	ug/kg	11/16/20 10:14	11/17/20 15:01	B0K0433	ATS	3540C
Aroclor-1268 (PCB-1268)	ND		5	200	500	ug/kg	11/16/20 10:14	11/17/20 15:01	B0K0433	ATS	3540C
	Recovery				Acceptance Criteria						
Surrogate: Decachlorobiphenyl	*71.7%*				*30-150*		11/16/20 10:14	*11/17/20 15:01*	B0K0433	*ATS*	3540C
Surrogate: Tetrachloro-m-xylene	*87.5%*				*30-150*		11/16/20 10:14	*11/17/20 15:01*	B0K0433	*ATS*	3540C

The contents of this report apply to the sample(s) analyzed in accordance with the chain of custody document.
No duplication of this report is allowed, except in its entirety without written approval of the laboratory.

AMERICAN ENVIRONMENTAL TESTING LABORATORY
2834 North Naomi Street Burbank, CA 91504 • ELAP# 1541 & 2402 • LACSD# 10181
TEL (888) 288-AETL • (818) 845-8200 • www.aetlab.com
A KYZER LABS COMPANY

NV5	AETL Job Number:	BBK0208	Site:	30237 Morning View Drive
3777 Long Beach Boulevard, Annex Building	Project Number:	SMSD-20-9850		Malibu, CA 90265
Long Beach, CA 90807	Attention:	Jonathan Barkman		
	Project Name:	Juan Cabrillo Elementary School	Reported:	11/20/2020 09:57

Analytical Results

Client ID: **B-15**
Lab ID: **BBK0208-06 (Solid)** **Sampled:** **11/09/20 7:55**

PCBs

Method: EPA 8082

Analyte	Result	Qualifier	Dilution	MDL	RL	Units	Prepared Date/Time	Analyzed Date/Time	Batch	Analyst Initials	Prep. Method
Aroclor-1016 (PCB-1016)	ND		10	200	500	ug/kg	11/16/20 10:14	11/17/20 15:20	B0K0433	ATS	3540C
Aroclor-1221 (PCB-1221)	ND		10	200	500	ug/kg	11/16/20 10:14	11/17/20 15:20	B0K0433	ATS	3540C
Aroclor-1232 (PCB-1232)	ND		10	200	500	ug/kg	11/16/20 10:14	11/17/20 15:20	B0K0433	ATS	3540C
Aroclor-1242 (PCB-1242)	ND		10	200	500	ug/kg	11/16/20 10:14	11/17/20 15:20	B0K0433	ATS	3540C
Aroclor-1248 (PCB-1248)	ND		10	200	500	ug/kg	11/16/20 10:14	11/17/20 15:20	B0K0433	ATS	3540C
Aroclor-1254 (PCB-1254)	**121000**		10	200	500	ug/kg	11/16/20 10:14	11/17/20 15:20	B0K0433	ATS	3540C
Aroclor-1260 (PCB-1260)	ND		10	200	500	ug/kg	11/16/20 10:14	11/17/20 15:20	B0K0433	ATS	3540C
Aroclor-1262 (PCB-1262)	ND		10	200	500	ug/kg	11/16/20 10:14	11/17/20 15:20	B0K0433	ATS	3540C
Aroclor-1268 (PCB-1268)	ND		10	200	500	ug/kg	11/16/20 10:14	11/17/20 15:20	B0K0433	ATS	3540C
	Recovery				Acceptance Criteria						
Surrogate: Decachlorobiphenyl	*72.6%*				*30-150*		11/16/20 10:14	*11/17/20 15:20*	B0K0433	*ATS*	3540C
Surrogate: Tetrachloro-m-xylene	*90.1%*				*30-150*		11/16/20 10:14	*11/17/20 15:20*	B0K0433	*ATS*	3540C

The contents of this report apply to the sample(s) analyzed in accordance with the chain of custody document.
No duplication of this report is allowed, except in its entirety without written approval of the laboratory.

AMERICAN ENVIRONMENTAL TESTING LABORATORY
2834 North Naomi Street Burbank, CA 91504 • ELAP# 1541 & 2402 • LACSD# 10181
TEL (888) 288-AETL • (818) 845-8200 • www.aetlab.com
A KYZER LABS COMPANY

NV5	AETL Job Number:	BBK0208	Site:	30237 Morning View Drive Malibu, CA 90265
3777 Long Beach Boulevard, Annex Building	Project Number:	SMSD-20-9850		
Long Beach, CA 90807	Attention:	Jonathan Barkman		
	Project Name:	Juan Cabrillo Elementary School	Reported:	11/20/2020 09:57

Analytical Results

Client ID: B-16

Lab ID: BBK0208-07 (Solid) **Sampled: 11/09/20 8:00**

Analyte	Result	Qualifier	Dilution	MDL	RL	Units	Prepared Date/Time	Analyzed Date/Time	Batch	Analyst Initials	Prep. Method
PCBs											
Method: EPA 8082											
Aroclor-1016 (PCB-1016)	ND		2	200	500	ug/kg	11/16/20 10:14	11/17/20 15:39	B0K0433	ATS	3540C
Aroclor-1221 (PCB-1221)	ND		2	200	500	ug/kg	11/16/20 10:14	11/17/20 15:39	B0K0433	ATS	3540C
Aroclor-1232 (PCB-1232)	ND		2	200	500	ug/kg	11/16/20 10:14	11/17/20 15:39	B0K0433	ATS	3540C
Aroclor-1242 (PCB-1242)	ND		2	200	500	ug/kg	11/16/20 10:14	11/17/20 15:39	B0K0433	ATS	3540C
Aroclor-1248 (PCB-1248)	ND		2	200	500	ug/kg	11/16/20 10:14	11/17/20 15:39	B0K0433	ATS	3540C
Aroclor-1254 (PCB-1254)	ND		2	200	500	ug/kg	11/16/20 10:14	11/17/20 15:39	B0K0433	ATS	3540C
Aroclor-1260 (PCB-1260)	ND		2	200	500	ug/kg	11/16/20 10:14	11/17/20 15:39	B0K0433	ATS	3540C
Aroclor-1262 (PCB-1262)	ND		2	200	500	ug/kg	11/16/20 10:14	11/17/20 15:39	B0K0433	ATS	3540C
Aroclor-1268 (PCB-1268)	ND		2	200	500	ug/kg	11/16/20 10:14	11/17/20 15:39	B0K0433	ATS	3540C
	Recovery				Acceptance Criteria						
Surrogate: Decachlorobiphenyl	*74.0%*				*30-150*		11/16/20 10:14	*11/17/20 15:39*	B0K0433	*ATS*	3540C
Surrogate: Tetrachloro-m-xylene	*73.7%*				*30-150*		11/16/20 10:14	*11/17/20 15:39*	B0K0433	*ATS*	3540C

The contents of this report apply to the sample(s) analyzed in accordance with the chain of custody document.
No duplication of this report is allowed, except in its entirety without written approval of the laboratory.

AMERICAN ENVIRONMENTAL TESTING LABORATORY
2834 North Naomi Street Burbank, CA 91504 • ELAP# 1541 & 2402 • LACSD# 10181
TEL (888) 288-AETL • (818) 845-8200 • www.aetlab.com
A KYZER LABS COMPANY

NV5	AETL Job Number:	BBK0208	Site:	30237 Morning View Drive Malibu, CA 90265
3777 Long Beach Boulevard, Annex Building	Project Number:	SMSD-20-9850		
Long Beach, CA 90807	Attention:	Jonathan Barkman		
	Project Name:	Juan Cabrillo Elementary School	Reported:	11/20/2020 09:57

Analytical Results

Client ID: **B-17**
Lab ID: **BBK0208-08 (Solid)** **Sampled:** **11/09/20 8:05**

Analyte	Result	Qualifier	Dilution	MDL	RL	Units	Prepared Date/Time	Analyzed Date/Time	Batch	Analyst Initials	Prep. Method
PCBs											
Method: EPA 8082											
Aroclor-1016 (PCB-1016)	ND		10	400	1000	ug/kg	11/16/20 10:14	11/17/20 15:59	B0K0433	ATS	3540C
Aroclor-1221 (PCB-1221)	ND		10	400	1000	ug/kg	11/16/20 10:14	11/17/20 15:59	B0K0433	ATS	3540C
Aroclor-1232 (PCB-1232)	ND		10	400	1000	ug/kg	11/16/20 10:14	11/17/20 15:59	B0K0433	ATS	3540C
Aroclor-1242 (PCB-1242)	ND		10	400	1000	ug/kg	11/16/20 10:14	11/17/20 15:59	B0K0433	ATS	3540C
Aroclor-1248 (PCB-1248)	ND		10	400	1000	ug/kg	11/16/20 10:14	11/17/20 15:59	B0K0433	ATS	3540C
Aroclor-1254 (PCB-1254)	**84900**		10	400	1000	ug/kg	11/16/20 10:14	11/17/20 15:59	B0K0433	ATS	3540C
Aroclor-1260 (PCB-1260)	ND		10	400	1000	ug/kg	11/16/20 10:14	11/17/20 15:59	B0K0433	ATS	3540C
Aroclor-1262 (PCB-1262)	ND		10	400	1000	ug/kg	11/16/20 10:14	11/17/20 15:59	B0K0433	ATS	3540C
Aroclor-1268 (PCB-1268)	ND		10	400	1000	ug/kg	11/16/20 10:14	11/17/20 15:59	B0K0433	ATS	3540C
	Recovery				Acceptance Criteria						
Surrogate: Decachlorobiphenyl	*124%*				*30-150*		11/16/20 10:14	*11/17/20 15:59*	B0K0433	*ATS*	3540C
Surrogate: Tetrachloro-m-xylene	*84.2%*				*30-150*		11/16/20 10:14	*11/17/20 15:59*	B0K0433	*ATS*	3540C

The contents of this report apply to the sample(s) analyzed in accordance with the chain of custody document.
No duplication of this report is allowed, except in its entirety without written approval of the laboratory.

AMERICAN ENVIRONMENTAL TESTING LABORATORY
2834 North Naomi Street Burbank, CA 91504 • ELAP# 1541 & 2402 • LACSD# 10181
TEL (888) 288-AETL • (818) 845-8200 • www.aetlab.com
A KYZER LABS COMPANY

NV5	AETL Job Number:	BBK0208	Site:	30237 Morning View Drive Malibu, CA 90265
3777 Long Beach Boulevard, Annex Building	Project Number:	SMSD-20-9850		
Long Beach, CA 90807	Attention:	Jonathan Barkman		
	Project Name:	Juan Cabrillo Elementary School	Reported:	11/20/2020 09:57

Analytical Results

Client ID: B-18

Lab ID: BBK0208-09 (Solid) **Sampled: 11/09/20 8:10**

Analyte	Result	Qualifier	Dilution	MDL	RL	Units	Prepared Date/Time	Analyzed Date/Time	Batch	Analyst Initials	Prep. Method
PCBs											
Method: EPA 8082											
Aroclor-1016 (PCB-1016)	ND		2	200	500	ug/kg	11/16/20 10:14	11/17/20 16:37	B0K0433	ATS	3540C
Aroclor-1221 (PCB-1221)	ND		2	200	500	ug/kg	11/16/20 10:14	11/17/20 16:37	B0K0433	ATS	3540C
Aroclor-1232 (PCB-1232)	ND		2	200	500	ug/kg	11/16/20 10:14	11/17/20 16:37	B0K0433	ATS	3540C
Aroclor-1242 (PCB-1242)	ND		2	200	500	ug/kg	11/16/20 10:14	11/17/20 16:37	B0K0433	ATS	3540C
Aroclor-1248 (PCB-1248)	ND		2	200	500	ug/kg	11/16/20 10:14	11/17/20 16:37	B0K0433	ATS	3540C
Aroclor-1254 (PCB-1254)	ND		2	200	500	ug/kg	11/16/20 10:14	11/17/20 16:37	B0K0433	ATS	3540C
Aroclor-1260 (PCB-1260)	ND		2	200	500	ug/kg	11/16/20 10:14	11/17/20 16:37	B0K0433	ATS	3540C
Aroclor-1262 (PCB-1262)	ND		2	200	500	ug/kg	11/16/20 10:14	11/17/20 16:37	B0K0433	ATS	3540C
Aroclor-1268 (PCB-1268)	ND		2	200	500	ug/kg	11/16/20 10:14	11/17/20 16:37	B0K0433	ATS	3540C
	Recovery				Acceptance Criteria						
Surrogate: Decachlorobiphenyl	*69.5%*				*30-150*		11/16/20 10:14	*11/17/20 16:37*	B0K0433	*ATS*	3540C
Surrogate: Tetrachloro-m-xylene	*62.3%*				*30-150*		11/16/20 10:14	*11/17/20 16:37*	B0K0433	*ATS*	3540C

The contents of this report apply to the sample(s) analyzed in accordance with the chain of custody document.
No duplication of this report is allowed, except in its entirety without written approval of the laboratory.

AMERICAN ENVIRONMENTAL TESTING LABORATORY
2834 North Naomi Street Burbank, CA 91504 • ELAP# 1541 & 2402 • LACSD# 10181
TEL (888) 288-AETL • (818) 845-8200 • www.aetlab.com
A KYZER LABS COMPANY

NV5	AETL Job Number:	BBK0208	Site:	30237 Morning View Drive	
3777 Long Beach Boulevard, Annex Building	Project Number:	SMSD-20-9850		Malibu, CA 90265	
Long Beach, CA 90807	Attention:	Jonathan Barkman			
	Project Name:	Juan Cabrillo Elementary School	Reported:	11/20/2020 09:57	

Analytical Results

Client ID: **B-19**
Lab ID: **BBK0208-10 (Solid)** **Sampled:** **11/09/20 8:15**

PCBs

Method: EPA 8082

Analyte	Result	Qualifier	Dilution	MDL	RL	Units	Prepared Date/Time	Analyzed Date/Time	Batch	Analyst Initials	Prep. Method
Aroclor-1016 (PCB-1016)	ND		5	100	250	ug/kg	11/16/20 10:14	11/17/20 16:57	B0K0433	ATS	3540C
Aroclor-1221 (PCB-1221)	ND		5	100	250	ug/kg	11/16/20 10:14	11/17/20 16:57	B0K0433	ATS	3540C
Aroclor-1232 (PCB-1232)	ND		5	100	250	ug/kg	11/16/20 10:14	11/17/20 16:57	B0K0433	ATS	3540C
Aroclor-1242 (PCB-1242)	ND		5	100	250	ug/kg	11/16/20 10:14	11/17/20 16:57	B0K0433	ATS	3540C
Aroclor-1248 (PCB-1248)	ND		5	100	250	ug/kg	11/16/20 10:14	11/17/20 16:57	B0K0433	ATS	3540C
Aroclor-1254 (PCB-1254)	ND		5	100	250	ug/kg	11/16/20 10:14	11/17/20 16:57	B0K0433	ATS	3540C
Aroclor-1260 (PCB-1260)	ND		5	100	250	ug/kg	11/16/20 10:14	11/17/20 16:57	B0K0433	ATS	3540C
Aroclor-1262 (PCB-1262)	ND		5	100	250	ug/kg	11/16/20 10:14	11/17/20 16:57	B0K0433	ATS	3540C
Aroclor-1268 (PCB-1268)	ND		5	100	250	ug/kg	11/16/20 10:14	11/17/20 16:57	B0K0433	ATS	3540C
	Recovery				Acceptance Criteria						
Surrogate: Decachlorobiphenyl	*34.3%*				*30-150*		11/16/20 10:14	*11/17/20 16:57*	B0K0433	*ATS*	3540C
Surrogate: Tetrachloro-m-xylene	*64.3%*				*30-150*		11/16/20 10:14	*11/17/20 16:57*	B0K0433	*ATS*	3540C

The contents of this report apply to the sample(s) analyzed in accordance with the chain of custody document.
No duplication of this report is allowed, except in its entirety without written approval of the laboratory.

AMERICAN ENVIRONMENTAL TESTING LABORATORY
2834 North Naomi Street Burbank, CA 91504 • ELAP# 1541 & 2402 • LACSD# 10181
TEL (888) 288-AETL • (818) 845-8200 • www.aetlab.com
A KYZER LABS COMPANY

NV5	AETL Job Number:	BBK0208	Site:	30237 Morning View Drive Malibu, CA 90265
3777 Long Beach Boulevard, Annex Building	Project Number:	SMSD-20-9850		
Long Beach, CA 90807	Attention:	Jonathan Barkman		
	Project Name:	Juan Cabrillo Elementary School	Reported:	11/20/2020 09:57

Analytical Results

Client ID: **B-20**
Lab ID: **BBK0208-11 (Solid)** **Sampled:** **11/09/20 8:20**

PCBs

Method: EPA 8082

Analyte	Result	Qualifier	Dilution	MDL	RL	Units	Prepared Date/Time	Analyzed Date/Time	Batch	Analyst Initials	Prep. Method
Aroclor-1016 (PCB-1016)	ND		5	100	250	ug/kg	11/16/20 10:14	11/17/20 17:16	B0K0433	ATS	3540C
Aroclor-1221 (PCB-1221)	ND		5	100	250	ug/kg	11/16/20 10:14	11/17/20 17:16	B0K0433	ATS	3540C
Aroclor-1232 (PCB-1232)	ND		5	100	250	ug/kg	11/16/20 10:14	11/17/20 17:16	B0K0433	ATS	3540C
Aroclor-1242 (PCB-1242)	ND		5	100	250	ug/kg	11/16/20 10:14	11/17/20 17:16	B0K0433	ATS	3540C
Aroclor-1248 (PCB-1248)	ND		5	100	250	ug/kg	11/16/20 10:14	11/17/20 17:16	B0K0433	ATS	3540C
Aroclor-1254 (PCB-1254)	ND		5	100	250	ug/kg	11/16/20 10:14	11/17/20 17:16	B0K0433	ATS	3540C
Aroclor-1260 (PCB-1260)	ND		5	100	250	ug/kg	11/16/20 10:14	11/17/20 17:16	B0K0433	ATS	3540C
Aroclor-1262 (PCB-1262)	ND		5	100	250	ug/kg	11/16/20 10:14	11/17/20 17:16	B0K0433	ATS	3540C
Aroclor-1268 (PCB-1268)	ND		5	100	250	ug/kg	11/16/20 10:14	11/17/20 17:16	B0K0433	ATS	3540C
	Recovery				Acceptance Criteria						
Surrogate: Decachlorobiphenyl	*59.5%*				*30-150*		11/16/20 10:14	*11/17/20 17:16*	B0K0433	*ATS*	3540C
Surrogate: Tetrachloro-m-xylene	*82.4%*				*30-150*		11/16/20 10:14	*11/17/20 17:16*	B0K0433	*ATS*	3540C

The contents of this report apply to the sample(s) analyzed in accordance with the chain of custody document.
No duplication of this report is allowed, except in its entirety without written approval of the laboratory.

AMERICAN ENVIRONMENTAL TESTING LABORATORY
2834 North Naomi Street Burbank, CA 91504 • ELAP# 1541 & 2402 • LACSD# 10181
TEL (888) 288-AETL • (818) 845-8200 • www.aetlab.com
A KYZER LABS COMPANY

NV5	AETL Job Number:	BBK0208	Site:	30237 Morning View Drive Malibu, CA 90265
3777 Long Beach Boulevard, Annex Building	Project Number:	SMSD-20-9850		
Long Beach, CA 90807	Attention:	Jonathan Barkman		
	Project Name:	Juan Cabrillo Elementary School	Reported:	11/20/2020 09:57

Analytical Results

Client ID: **B-21**
Lab ID: **BBK0208-12 (Solid)** **Sampled:** **11/09/20 8:25**

Analyte	Result	Qualifier	Dilution	MDL	RL	Units	Prepared Date/Time	Analyzed Date/Time	Batch	Analyst Initials	Prep. Method
PCBs											
Method: EPA 8082											
Aroclor-1016 (PCB-1016)	ND		5	200	500	ug/kg	11/16/20 10:14	11/17/20 17:36	B0K0433	ATS	3540C
Aroclor-1221 (PCB-1221)	ND		5	200	500	ug/kg	11/16/20 10:14	11/17/20 17:36	B0K0433	ATS	3540C
Aroclor-1232 (PCB-1232)	ND		5	200	500	ug/kg	11/16/20 10:14	11/17/20 17:36	B0K0433	ATS	3540C
Aroclor-1242 (PCB-1242)	ND		5	200	500	ug/kg	11/16/20 10:14	11/17/20 17:36	B0K0433	ATS	3540C
Aroclor-1248 (PCB-1248)	ND		5	200	500	ug/kg	11/16/20 10:14	11/17/20 17:36	B0K0433	ATS	3540C
Aroclor-1254 (PCB-1254)	ND		5	200	500	ug/kg	11/16/20 10:14	11/17/20 17:36	B0K0433	ATS	3540C
Aroclor-1260 (PCB-1260)	ND		5	200	500	ug/kg	11/16/20 10:14	11/17/20 17:36	B0K0433	ATS	3540C
Aroclor-1262 (PCB-1262)	ND		5	200	500	ug/kg	11/16/20 10:14	11/17/20 17:36	B0K0433	ATS	3540C
Aroclor-1268 (PCB-1268)	ND		5	200	500	ug/kg	11/16/20 10:14	11/17/20 17:36	B0K0433	ATS	3540C
	Recovery				Acceptance Criteria						
Surrogate: Decachlorobiphenyl	*59.9%*				*30-150*		11/16/20 10:14	*11/17/20 17:36*	B0K0433	*ATS*	3540C
Surrogate: Tetrachloro-m-xylene	*75.9%*				*30-150*		11/16/20 10:14	*11/17/20 17:36*	B0K0433	*ATS*	3540C

The contents of this report apply to the sample(s) analyzed in accordance with the chain of custody document.
No duplication of this report is allowed, except in its entirety without written approval of the laboratory.

AMERICAN ENVIRONMENTAL TESTING LABORATORY
2834 North Naomi Street Burbank, CA 91504 • ELAP# 1541 & 2402 • LACSD# 10181
TEL (888) 288-AETL • (818) 845-8200 • www.aetlab.com
A KYZER LABS COMPANY

NV5	AETL Job Number:	BBK0208	Site:	30237 Morning View Drive Malibu, CA 90265
3777 Long Beach Boulevard, Annex Building	Project Number:	SMSD-20-9850		
Long Beach, CA 90807	Attention:	Jonathan Barkman		
	Project Name:	Juan Cabrillo Elementary School	Reported:	11/20/2020 09:57

Analytical Results

Client ID: **B-22**
Lab ID: **BBK0208-13 (Solid)** **Sampled:** **11/09/20 8:30**

PCBs

Method: EPA 8082

Analyte	Result	Qualifier	Dilution	MDL	RL	Units	Prepared Date/Time	Analyzed Date/Time	Batch	Analyst Initials	Prep. Method
Aroclor-1016 (PCB-1016)	ND		5	100	250	ug/kg	11/16/20 10:14	11/17/20 17:55	B0K0433	ATS	3540C
Aroclor-1221 (PCB-1221)	ND		5	100	250	ug/kg	11/16/20 10:14	11/17/20 17:55	B0K0433	ATS	3540C
Aroclor-1232 (PCB-1232)	ND		5	100	250	ug/kg	11/16/20 10:14	11/17/20 17:55	B0K0433	ATS	3540C
Aroclor-1242 (PCB-1242)	ND		5	100	250	ug/kg	11/16/20 10:14	11/17/20 17:55	B0K0433	ATS	3540C
Aroclor-1248 (PCB-1248)	ND		5	100	250	ug/kg	11/16/20 10:14	11/17/20 17:55	B0K0433	ATS	3540C
Aroclor-1254 (PCB-1254)	ND		5	100	250	ug/kg	11/16/20 10:14	11/17/20 17:55	B0K0433	ATS	3540C
Aroclor-1260 (PCB-1260)	ND		5	100	250	ug/kg	11/16/20 10:14	11/17/20 17:55	B0K0433	ATS	3540C
Aroclor-1262 (PCB-1262)	ND		5	100	250	ug/kg	11/16/20 10:14	11/17/20 17:55	B0K0433	ATS	3540C
Aroclor-1268 (PCB-1268)	ND		5	100	250	ug/kg	11/16/20 10:14	11/17/20 17:55	B0K0433	ATS	3540C
	Recovery				Acceptance Criteria						
Surrogate: Decachlorobiphenyl	*59.3%*				*30-150*		11/16/20 10:14	*11/17/20 17:55*	B0K0433	*ATS*	3540C
Surrogate: Tetrachloro-m-xylene	*78.5%*				*30-150*		11/16/20 10:14	*11/17/20 17:55*	B0K0433	*ATS*	3540C

The contents of this report apply to the sample(s) analyzed in accordance with the chain of custody document.
No duplication of this report is allowed, except in its entirety without written approval of the laboratory.

AMERICAN ENVIRONMENTAL TESTING LABORATORY
2834 North Naomi Street Burbank, CA 91504 • ELAP# 1541 & 2402 • LACSD# 10181
TEL (888) 288-AETL • (818) 845-8200 • www.aetlab.com
A KYZER LABS COMPANY

NV5	AETL Job Number:	BBK0208	Site:	30237 Morning View Drive	
3777 Long Beach Boulevard, Annex Building	Project Number:	SMSD-20-9850		Malibu, CA 90265	
Long Beach, CA 90807	Attention:	Jonathan Barkman			
	Project Name:	Juan Cabrillo Elementary School	Reported:	11/20/2020 09:57	

Analytical Results

Client ID: B-23

Lab ID: BBK0208-14 (Solid) **Sampled: 11/09/20 8:35**

Analyte	Result	Qualifier	Dilution	MDL	RL	Units	Prepared Date/Time	Analyzed Date/Time	Batch	Analyst Initials	Prep. Method
PCBs											
Method: EPA 8082											
Aroclor-1016 (PCB-1016)	ND		5	200	500	ug/kg	11/16/20 10:14	11/17/20 18:14	B0K0433	ATS	3540C
Aroclor-1221 (PCB-1221)	ND		5	200	500	ug/kg	11/16/20 10:14	11/17/20 18:14	B0K0433	ATS	3540C
Aroclor-1232 (PCB-1232)	ND		5	200	500	ug/kg	11/16/20 10:14	11/17/20 18:14	B0K0433	ATS	3540C
Aroclor-1242 (PCB-1242)	ND		5	200	500	ug/kg	11/16/20 10:14	11/17/20 18:14	B0K0433	ATS	3540C
Aroclor-1248 (PCB-1248)	ND		5	200	500	ug/kg	11/16/20 10:14	11/17/20 18:14	B0K0433	ATS	3540C
Aroclor-1254 (PCB-1254)	ND		5	200	500	ug/kg	11/16/20 10:14	11/17/20 18:14	B0K0433	ATS	3540C
Aroclor-1260 (PCB-1260)	ND		5	200	500	ug/kg	11/16/20 10:14	11/17/20 18:14	B0K0433	ATS	3540C
Aroclor-1262 (PCB-1262)	ND		5	200	500	ug/kg	11/16/20 10:14	11/17/20 18:14	B0K0433	ATS	3540C
Aroclor-1268 (PCB-1268)	ND		5	200	500	ug/kg	11/16/20 10:14	11/17/20 18:14	B0K0433	ATS	3540C
	Recovery				Acceptance Criteria						
Surrogate: Decachlorobiphenyl	*69.2%*				*30-150*		11/16/20 10:14	*11/17/20 18:14*	B0K0433	*ATS*	3540C
Surrogate: Tetrachloro-m-xylene	*120%*				*30-150*		11/16/20 10:14	*11/17/20 18:14*	B0K0433	*ATS*	3540C

The contents of this report apply to the sample(s) analyzed in accordance with the chain of custody document.
No duplication of this report is allowed, except in its entirety without written approval of the laboratory.

AMERICAN ENVIRONMENTAL TESTING LABORATORY
2834 North Naomi Street Burbank, CA 91504 • ELAP# 1541 & 2402 • LACSD# 10181
TEL (888) 288-AETL • (818) 845-8200 • www.aetlab.com
A KYZER LABS COMPANY

NV5	AETL Job Number:	BBK0208	Site:	30237 Morning View Drive Malibu, CA 90265
3777 Long Beach Boulevard, Annex Building	Project Number:	SMSD-20-9850		
Long Beach, CA 90807	Attention:	Jonathan Barkman		
	Project Name:	Juan Cabrillo Elementary School	Reported:	11/20/2020 09:57

Analytical Results

Client ID: **B-24**
Lab ID: **BBK0208-15 (Solid)** **Sampled:** **11/09/20 8:40**

PCBs

Method: EPA 8082

Analyte	Result	Qualifier	Dilution	MDL	RL	Units	Prepared Date/Time	Analyzed Date/Time	Batch	Analyst Initials	Prep. Method
Aroclor-1016 (PCB-1016)	ND		5	100	250	ug/kg	11/16/20 10:14	11/17/20 18:34	B0K0433	ATS	3540C
Aroclor-1221 (PCB-1221)	ND		5	100	250	ug/kg	11/16/20 10:14	11/17/20 18:34	B0K0433	ATS	3540C
Aroclor-1232 (PCB-1232)	ND		5	100	250	ug/kg	11/16/20 10:14	11/17/20 18:34	B0K0433	ATS	3540C
Aroclor-1242 (PCB-1242)	ND		5	100	250	ug/kg	11/16/20 10:14	11/17/20 18:34	B0K0433	ATS	3540C
Aroclor-1248 (PCB-1248)	ND		5	100	250	ug/kg	11/16/20 10:14	11/17/20 18:34	B0K0433	ATS	3540C
Aroclor-1254 (PCB-1254)	ND		5	100	250	ug/kg	11/16/20 10:14	11/17/20 18:34	B0K0433	ATS	3540C
Aroclor-1260 (PCB-1260)	ND		5	100	250	ug/kg	11/16/20 10:14	11/17/20 18:34	B0K0433	ATS	3540C
Aroclor-1262 (PCB-1262)	ND		5	100	250	ug/kg	11/16/20 10:14	11/17/20 18:34	B0K0433	ATS	3540C
Aroclor-1268 (PCB-1268)	ND		5	100	250	ug/kg	11/16/20 10:14	11/17/20 18:34	B0K0433	ATS	3540C
	Recovery				Acceptance Criteria						
Surrogate: Decachlorobiphenyl	*65.7%*				*30-150*		11/16/20 10:14	*11/17/20 18:34*	B0K0433	*ATS*	3540C
Surrogate: Tetrachloro-m-xylene	*53.8%*				*30-150*		11/16/20 10:14	*11/17/20 18:34*	B0K0433	*ATS*	3540C

The contents of this report apply to the sample(s) analyzed in accordance with the chain of custody document.
No duplication of this report is allowed, except in its entirety without written approval of the laboratory.

AMERICAN ENVIRONMENTAL TESTING LABORATORY
2834 North Naomi Street Burbank, CA 91504 • ELAP# 1541 & 2402 • LACSD# 10181
TEL (888) 288-AETL • (818) 845-8200 • www.aetlab.com
A KYZER LABS COMPANY

NV5	AETL Job Number:	BBK0208	Site:	30237 Morning View Drive Malibu, CA 90265
3777 Long Beach Boulevard, Annex Building	Project Number:	SMSD-20-9850		
Long Beach, CA 90807	Attention:	Jonathan Barkman		
	Project Name:	Juan Cabrillo Elementary School	Reported:	11/20/2020 09:57

Analytical Results

Client ID: B-25

Lab ID: BBK0208-16 (Solid) **Sampled: 11/09/20 9:00**

Analyte	Result	Qualifier	Dilution	MDL	RL	Units	Prepared Date/Time	Analyzed Date/Time	Batch	Analyst Initials	Prep. Method
PCBs											
Method: EPA 8082											
Aroclor-1016 (PCB-1016)	ND		2	200	500	ug/kg	11/16/20 10:14	11/17/20 18:53	B0K0433	ATS	3540C
Aroclor-1221 (PCB-1221)	ND		2	200	500	ug/kg	11/16/20 10:14	11/17/20 18:53	B0K0433	ATS	3540C
Aroclor-1232 (PCB-1232)	ND		2	200	500	ug/kg	11/16/20 10:14	11/17/20 18:53	B0K0433	ATS	3540C
Aroclor-1242 (PCB-1242)	ND		2	200	500	ug/kg	11/16/20 10:14	11/17/20 18:53	B0K0433	ATS	3540C
Aroclor-1248 (PCB-1248)	ND		2	200	500	ug/kg	11/16/20 10:14	11/17/20 18:53	B0K0433	ATS	3540C
Aroclor-1254 (PCB-1254)	ND		2	200	500	ug/kg	11/16/20 10:14	11/17/20 18:53	B0K0433	ATS	3540C
Aroclor-1260 (PCB-1260)	ND		2	200	500	ug/kg	11/16/20 10:14	11/17/20 18:53	B0K0433	ATS	3540C
Aroclor-1262 (PCB-1262)	ND		2	200	500	ug/kg	11/16/20 10:14	11/17/20 18:53	B0K0433	ATS	3540C
Aroclor-1268 (PCB-1268)	ND		2	200	500	ug/kg	11/16/20 10:14	11/17/20 18:53	B0K0433	ATS	3540C
	Recovery				Acceptance Criteria						
Surrogate: Decachlorobiphenyl	*71.5%*				*30-150*		11/16/20 10:14	*11/17/20 18:53*	B0K0433	*ATS*	3540C
Surrogate: Tetrachloro-m-xylene	*63.9%*				*30-150*		11/16/20 10:14	*11/17/20 18:53*	B0K0433	*ATS*	3540C

The contents of this report apply to the sample(s) analyzed in accordance with the chain of custody document.
No duplication of this report is allowed, except in its entirety without written approval of the laboratory.

AMERICAN ENVIRONMENTAL TESTING LABORATORY
2834 North Naomi Street Burbank, CA 91504 • ELAP# 1541 & 2402 • LACSD# 10181
TEL (888) 288-AETL • (818) 845-8200 • www.aetlab.com
A KYZER LABS COMPANY

NV5	AETL Job Number:	BBK0208	Site:	30237 Morning View Drive Malibu, CA 90265
3777 Long Beach Boulevard, Annex Building	Project Number:	SMSD-20-9850		
Long Beach, CA 90807	Attention:	Jonathan Barkman		
	Project Name:	Juan Cabrillo Elementary School	Reported:	11/20/2020 09:57

Analytical Results

Client ID: **B-26**
Lab ID: **BBK0208-17 (Solid)** **Sampled:** **11/09/20 9:05**

PCBs

Method: EPA 8082

Analyte	Result	Qualifier	Dilution	MDL	RL	Units	Prepared Date/Time	Analyzed Date/Time	Batch	Analyst Initials	Prep. Method
Aroclor-1016 (PCB-1016)	ND		5	200	500	ug/kg	11/16/20 10:14	11/17/20 19:13	B0K0433	ATS	3540C
Aroclor-1221 (PCB-1221)	ND		5	200	500	ug/kg	11/16/20 10:14	11/17/20 19:13	B0K0433	ATS	3540C
Aroclor-1232 (PCB-1232)	ND		5	200	500	ug/kg	11/16/20 10:14	11/17/20 19:13	B0K0433	ATS	3540C
Aroclor-1242 (PCB-1242)	ND		5	200	500	ug/kg	11/16/20 10:14	11/17/20 19:13	B0K0433	ATS	3540C
Aroclor-1248 (PCB-1248)	ND		5	200	500	ug/kg	11/16/20 10:14	11/17/20 19:13	B0K0433	ATS	3540C
Aroclor-1254 (PCB-1254)	ND		5	200	500	ug/kg	11/16/20 10:14	11/17/20 19:13	B0K0433	ATS	3540C
Aroclor-1260 (PCB-1260)	ND		5	200	500	ug/kg	11/16/20 10:14	11/17/20 19:13	B0K0433	ATS	3540C
Aroclor-1262 (PCB-1262)	ND		5	200	500	ug/kg	11/16/20 10:14	11/17/20 19:13	B0K0433	ATS	3540C
Aroclor-1268 (PCB-1268)	ND		5	200	500	ug/kg	11/16/20 10:14	11/17/20 19:13	B0K0433	ATS	3540C
	Recovery				Acceptance Criteria						
Surrogate: Decachlorobiphenyl	*64.7%*				*30-150*		11/16/20 10:14	*11/17/20 19:13*	B0K0433	*ATS*	3540C
Surrogate: Tetrachloro-m-xylene	*50.1%*				*30-150*		11/16/20 10:14	*11/17/20 19:13*	B0K0433	*ATS*	3540C

The contents of this report apply to the sample(s) analyzed in accordance with the chain of custody document.
No duplication of this report is allowed, except in its entirety without written approval of the laboratory.

AMERICAN ENVIRONMENTAL TESTING LABORATORY
2834 North Naomi Street Burbank, CA 91504 • ELAP# 1541 & 2402 • LACSD# 10181
TEL (888) 288-AETL • (818) 845-8200 • www.aetlab.com
A KYZER LABS COMPANY

NV5	AETL Job Number:	BBK0208	Site:	30237 Morning View Drive Malibu, CA 90265
3777 Long Beach Boulevard, Annex Building	Project Number:	SMSD-20-9850		
Long Beach, CA 90807	Attention:	Jonathan Barkman		
	Project Name:	Juan Cabrillo Elementary School	Reported:	11/20/2020 09:57

Analytical Results

Client ID: **B-27**
Lab ID: **BBK0208-18 (Solid)** **Sampled:** **11/09/20 9:10**

PCBs

Method: EPA 8082

Analyte	Result	Qualifier	Dilution	MDL	RL	Units	Prepared Date/Time	Analyzed Date/Time	Batch	Analyst Initials	Prep. Method
Aroclor-1016 (PCB-1016)	ND		5	200	500	ug/kg	11/16/20 10:14	11/17/20 19:32	B0K0433	ATS	3540C
Aroclor-1221 (PCB-1221)	ND		5	200	500	ug/kg	11/16/20 10:14	11/17/20 19:32	B0K0433	ATS	3540C
Aroclor-1232 (PCB-1232)	ND		5	200	500	ug/kg	11/16/20 10:14	11/17/20 19:32	B0K0433	ATS	3540C
Aroclor-1242 (PCB-1242)	ND		5	200	500	ug/kg	11/16/20 10:14	11/17/20 19:32	B0K0433	ATS	3540C
Aroclor-1248 (PCB-1248)	ND		5	200	500	ug/kg	11/16/20 10:14	11/17/20 19:32	B0K0433	ATS	3540C
Aroclor-1254 (PCB-1254)	ND		5	200	500	ug/kg	11/16/20 10:14	11/17/20 19:32	B0K0433	ATS	3540C
Aroclor-1260 (PCB-1260)	ND		5	200	500	ug/kg	11/16/20 10:14	11/17/20 19:32	B0K0433	ATS	3540C
Aroclor-1262 (PCB-1262)	ND		5	200	500	ug/kg	11/16/20 10:14	11/17/20 19:32	B0K0433	ATS	3540C
Aroclor-1268 (PCB-1268)	ND		5	200	500	ug/kg	11/16/20 10:14	11/17/20 19:32	B0K0433	ATS	3540C
	Recovery				Acceptance Criteria						
Surrogate: Decachlorobiphenyl	*72.4%*				*30-150*		11/16/20 10:14	*11/17/20 19:32*	B0K0433	*ATS*	3540C
Surrogate: Tetrachloro-m-xylene	*113%*				*30-150*		11/16/20 10:14	*11/17/20 19:32*	B0K0433	*ATS*	3540C

The contents of this report apply to the sample(s) analyzed in accordance with the chain of custody document.
No duplication of this report is allowed, except in its entirety without written approval of the laboratory.

AMERICAN ENVIRONMENTAL TESTING LABORATORY
2834 North Naomi Street Burbank, CA 91504 • ELAP# 1541 & 2402 • LACSD# 10181
TEL (888) 288-AETL • (818) 845-8200 • www.aetlab.com
A KYZER LABS COMPANY

NV5	AETL Job Number:	BBK0208	Site:	30237 Morning View Drive
3777 Long Beach Boulevard, Annex Building	Project Number:	SMSD-20-9850		Malibu, CA 90265
Long Beach, CA 90807	Attention:	Jonathan Barkman		
	Project Name:	Juan Cabrillo Elementary School	Reported:	11/20/2020 09:57

Analytical Results

Client ID: **B-28**
Lab ID: **BBK0208-19 (Solid)** **Sampled:** **11/09/20 9:15**

Analyte	Result	Qualifier	Dilution	MDL	RL	Units	Prepared Date/Time	Analyzed Date/Time	Batch	Analyst Initials	Prep. Method
PCBs											
Method: EPA 8082											
Aroclor-1016 (PCB-1016)	ND		4	400	1000	ug/kg	11/16/20 10:14	11/17/20 19:51	B0K0433	ATS	3540C
Aroclor-1221 (PCB-1221)	ND		4	400	1000	ug/kg	11/16/20 10:14	11/17/20 19:51	B0K0433	ATS	3540C
Aroclor-1232 (PCB-1232)	ND		4	400	1000	ug/kg	11/16/20 10:14	11/17/20 19:51	B0K0433	ATS	3540C
Aroclor-1242 (PCB-1242)	ND		4	400	1000	ug/kg	11/16/20 10:14	11/17/20 19:51	B0K0433	ATS	3540C
Aroclor-1248 (PCB-1248)	ND		4	400	1000	ug/kg	11/16/20 10:14	11/17/20 19:51	B0K0433	ATS	3540C
Aroclor-1254 (PCB-1254)	ND		4	400	1000	ug/kg	11/16/20 10:14	11/17/20 19:51	B0K0433	ATS	3540C
Aroclor-1260 (PCB-1260)	ND		4	400	1000	ug/kg	11/16/20 10:14	11/17/20 19:51	B0K0433	ATS	3540C
Aroclor-1262 (PCB-1262)	ND		4	400	1000	ug/kg	11/16/20 10:14	11/17/20 19:51	B0K0433	ATS	3540C
Aroclor-1268 (PCB-1268)	ND		4	400	1000	ug/kg	11/16/20 10:14	11/17/20 19:51	B0K0433	ATS	3540C
	Recovery				Acceptance Criteria						
Surrogate: Decachlorobiphenyl	*65.4%*				*30-150*		11/16/20 10:14	*11/17/20 19:51*	B0K0433	*ATS*	3540C
Surrogate: Tetrachloro-m-xylene	*94.6%*				*30-150*		11/16/20 10:14	*11/17/20 19:51*	B0K0433	*ATS*	3540C

The contents of this report apply to the sample(s) analyzed in accordance with the chain of custody document.
No duplication of this report is allowed, except in its entirety without written approval of the laboratory.

AMERICAN ENVIRONMENTAL TESTING LABORATORY
2834 North Naomi Street Burbank, CA 91504 • ELAP# 1541 & 2402 • LACSD# 10181
TEL (888) 288-AETL • (818) 845-8200 • www.aetlab.com
A KYZER LABS COMPANY

NV5	AETL Job Number:	BBK0208	Site:	30237 Morning View Drive Malibu, CA 90265
3777 Long Beach Boulevard, Annex Building	Project Number:	SMSD-20-9850		
Long Beach, CA 90807	Attention:	Jonathan Barkman		
	Project Name:	Juan Cabrillo Elementary School	Reported:	11/20/2020 09:57

Analytical Results

Client ID: **B-29**
Lab ID: **BBK0208-20 (Solid)** **Sampled:** **11/09/20 9:25**

PCBs

Method: EPA 8082

Analyte	Result	Qualifier	Dilution	MDL	RL	Units	Prepared Date/Time	Analyzed Date/Time	Batch	Analyst Initials	Prep. Method
Aroclor-1016 (PCB-1016)	ND		20	400	1000	ug/kg	11/16/20 10:14	11/17/20 20:30	B0K0433	ATS	3540C
Aroclor-1221 (PCB-1221)	ND		20	400	1000	ug/kg	11/16/20 10:14	11/17/20 20:30	B0K0433	ATS	3540C
Aroclor-1232 (PCB-1232)	ND		20	400	1000	ug/kg	11/16/20 10:14	11/17/20 20:30	B0K0433	ATS	3540C
Aroclor-1242 (PCB-1242)	ND		20	400	1000	ug/kg	11/16/20 10:14	11/17/20 20:30	B0K0433	ATS	3540C
Aroclor-1248 (PCB-1248)	ND		20	400	1000	ug/kg	11/16/20 10:14	11/17/20 20:30	B0K0433	ATS	3540C
Aroclor-1254 (PCB-1254)	ND		20	400	1000	ug/kg	11/16/20 10:14	11/17/20 20:30	B0K0433	ATS	3540C
Aroclor-1260 (PCB-1260)	ND		20	400	1000	ug/kg	11/16/20 10:14	11/17/20 20:30	B0K0433	ATS	3540C
Aroclor-1262 (PCB-1262)	ND		20	400	1000	ug/kg	11/16/20 10:14	11/17/20 20:30	B0K0433	ATS	3540C
Aroclor-1268 (PCB-1268)	ND		20	400	1000	ug/kg	11/16/20 10:14	11/17/20 20:30	B0K0433	ATS	3540C
	Recovery				Acceptance Criteria						
Surrogate: Decachlorobiphenyl	*49.8%*				*30-150*		11/16/20 10:14	*11/17/20 20:30*	B0K0433	*ATS*	3540C
Surrogate: Tetrachloro-m-xylene	*60.6%*				*30-150*		11/16/20 10:14	*11/17/20 20:30*	B0K0433	*ATS*	3540C

The contents of this report apply to the sample(s) analyzed in accordance with the chain of custody document.
No duplication of this report is allowed, except in its entirety without written approval of the laboratory.

AMERICAN ENVIRONMENTAL TESTING LABORATORY
2834 North Naomi Street Burbank, CA 91504 • ELAP# 1541 & 2402 • LACSD# 10181
TEL (888) 288-AETL • (818) 845-8200 • www.aetlab.com
A KYZER LABS COMPANY

NV5	AETL Job Number:	BBK0208	Site:	30237 Morning View Drive Malibu, CA 90265
3777 Long Beach Boulevard, Annex Building	Project Number:	SMSD-20-9850		
Long Beach, CA 90807	Attention:	Jonathan Barkman		
	Project Name:	Juan Cabrillo Elementary School	Reported:	11/20/2020 09:57

Analytical Results

Client ID: **B-30**
Lab ID: **BBK0208-21 (Solid)** **Sampled:** **11/09/20 9:35**

Analyte	Result	Qualifier	Dilution	MDL	RL	Units	Prepared Date/Time	Analyzed Date/Time	Batch	Analyst Initials	Prep. Method
PCBs											
Method: EPA 8082											
Aroclor-1016 (PCB-1016)	ND		4	800	2000	ug/kg	11/16/20 13:33	11/17/20 22:27	B0K0468	ATS	3540C
Aroclor-1221 (PCB-1221)	ND		4	800	2000	ug/kg	11/16/20 13:33	11/17/20 22:27	B0K0468	ATS	3540C
Aroclor-1232 (PCB-1232)	ND		4	800	2000	ug/kg	11/16/20 13:33	11/17/20 22:27	B0K0468	ATS	3540C
Aroclor-1242 (PCB-1242)	ND		4	800	2000	ug/kg	11/16/20 13:33	11/17/20 22:27	B0K0468	ATS	3540C
Aroclor-1248 (PCB-1248)	ND		4	800	2000	ug/kg	11/16/20 13:33	11/17/20 22:27	B0K0468	ATS	3540C
Aroclor-1254 (PCB-1254)	**98700**		4	800	2000	ug/kg	11/16/20 13:33	11/17/20 22:27	B0K0468	ATS	3540C
Aroclor-1260 (PCB-1260)	ND		4	800	2000	ug/kg	11/16/20 13:33	11/17/20 22:27	B0K0468	ATS	3540C
Aroclor-1262 (PCB-1262)	ND		4	800	2000	ug/kg	11/16/20 13:33	11/17/20 22:27	B0K0468	ATS	3540C
Aroclor-1268 (PCB-1268)	ND		4	800	2000	ug/kg	11/16/20 13:33	11/17/20 22:27	B0K0468	ATS	3540C
	Recovery				Acceptance Criteria						
Surrogate: Decachlorobiphenyl	*124%*				*30-150*		11/16/20 13:33	*11/17/20 22:27*	B0K0468	*ATS*	3540C
Surrogate: Tetrachloro-m-xylene	*81.2%*				*30-150*		11/16/20 13:33	*11/17/20 22:27*	B0K0468	*ATS*	3540C

The contents of this report apply to the sample(s) analyzed in accordance with the chain of custody document.
No duplication of this report is allowed, except in its entirety without written approval of the laboratory.

AMERICAN ENVIRONMENTAL TESTING LABORATORY
2834 North Naomi Street Burbank, CA 91504 • ELAP# 1541 & 2402 • LACSD# 10181
TEL (888) 288-AETL • (818) 845-8200 • www.aetlab.com
A KYZER LABS COMPANY

NV5	AETL Job Number:	BBK0208	Site:	30237 Morning View Drive	
3777 Long Beach Boulevard, Annex Building	Project Number:	SMSD-20-9850		Malibu, CA 90265	
Long Beach, CA 90807	Attention:	Jonathan Barkman			
	Project Name:	Juan Cabrillo Elementary School	Reported:	11/20/2020 09:57	

Analytical Results

Client ID: **B-31**
Lab ID: **BBK0208-22 (Solid)** **Sampled:** **11/09/20 9:40**

PCBs

Method: EPA 8082

Analyte	Result	Qualifier	Dilution	MDL	RL	Units	Prepared Date/Time	Analyzed Date/Time	Batch	Analyst Initials	Prep. Method
Aroclor-1016 (PCB-1016)	ND		5	200	500	ug/kg	11/16/20 13:33	11/17/20 22:46	B0K0468	ATS	3540C
Aroclor-1221 (PCB-1221)	ND		5	200	500	ug/kg	11/16/20 13:33	11/17/20 22:46	B0K0468	ATS	3540C
Aroclor-1232 (PCB-1232)	ND		5	200	500	ug/kg	11/16/20 13:33	11/17/20 22:46	B0K0468	ATS	3540C
Aroclor-1242 (PCB-1242)	ND		5	200	500	ug/kg	11/16/20 13:33	11/17/20 22:46	B0K0468	ATS	3540C
Aroclor-1248 (PCB-1248)	ND		5	200	500	ug/kg	11/16/20 13:33	11/17/20 22:46	B0K0468	ATS	3540C
Aroclor-1254 (PCB-1254)	ND		5	200	500	ug/kg	11/16/20 13:33	11/17/20 22:46	B0K0468	ATS	3540C
Aroclor-1260 (PCB-1260)	ND		5	200	500	ug/kg	11/16/20 13:33	11/17/20 22:46	B0K0468	ATS	3540C
Aroclor-1262 (PCB-1262)	ND		5	200	500	ug/kg	11/16/20 13:33	11/17/20 22:46	B0K0468	ATS	3540C
Aroclor-1268 (PCB-1268)	ND		5	200	500	ug/kg	11/16/20 13:33	11/17/20 22:46	B0K0468	ATS	3540C
	Recovery				Acceptance Criteria						
Surrogate: Decachlorobiphenyl	*121%*				*30-150*		11/16/20 13:33	*11/17/20 22:46*	B0K0468	*ATS*	3540C
Surrogate: Tetrachloro-m-xylene	*97.8%*				*30-150*		11/16/20 13:33	*11/17/20 22:46*	B0K0468	*ATS*	3540C

The contents of this report apply to the sample(s) analyzed in accordance with the chain of custody document.
No duplication of this report is allowed, except in its entirety without written approval of the laboratory.

AMERICAN ENVIRONMENTAL TESTING LABORATORY
2834 North Naomi Street Burbank, CA 91504 • ELAP# 1541 & 2402 • LACSD# 10181
TEL (888) 288-AETL • (818) 845-8200 • www.aetlab.com
A KYZER LABS COMPANY

NV5	AETL Job Number:	BBK0208	Site:	30237 Morning View Drive Malibu, CA 90265
3777 Long Beach Boulevard, Annex Building	Project Number:	SMSD-20-9850		
Long Beach, CA 90807	Attention:	Jonathan Barkman		
	Project Name:	Juan Cabrillo Elementary School	Reported:	11/20/2020 09:57

Analytical Results

Client ID: **B-32**
Lab ID: **BBK0208-23 (Solid)** **Sampled:** **11/09/20 9:50**

PCBs

Method: EPA 8082

Analyte	Result	Qualifier	Dilution	MDL	RL	Units	Prepared Date/Time	Analyzed Date/Time	Batch	Analyst Initials	Prep. Method
Aroclor-1016 (PCB-1016)	ND		10	200	500	ug/kg	11/16/20 13:33	11/17/20 23:05	B0K0468	ATS	3540C
Aroclor-1221 (PCB-1221)	ND		10	200	500	ug/kg	11/16/20 13:33	11/17/20 23:05	B0K0468	ATS	3540C
Aroclor-1232 (PCB-1232)	ND		10	200	500	ug/kg	11/16/20 13:33	11/17/20 23:05	B0K0468	ATS	3540C
Aroclor-1242 (PCB-1242)	ND		10	200	500	ug/kg	11/16/20 13:33	11/17/20 23:05	B0K0468	ATS	3540C
Aroclor-1248 (PCB-1248)	ND		10	200	500	ug/kg	11/16/20 13:33	11/17/20 23:05	B0K0468	ATS	3540C
Aroclor-1254 (PCB-1254)	ND		10	200	500	ug/kg	11/16/20 13:33	11/17/20 23:05	B0K0468	ATS	3540C
Aroclor-1260 (PCB-1260)	ND		10	200	500	ug/kg	11/16/20 13:33	11/17/20 23:05	B0K0468	ATS	3540C
Aroclor-1262 (PCB-1262)	ND		10	200	500	ug/kg	11/16/20 13:33	11/17/20 23:05	B0K0468	ATS	3540C
Aroclor-1268 (PCB-1268)	ND		10	200	500	ug/kg	11/16/20 13:33	11/17/20 23:05	B0K0468	ATS	3540C
	Recovery				Acceptance Criteria						
Surrogate: Decachlorobiphenyl	*70.2%*				*30-150*		11/16/20 13:33	*11/17/20 23:05*	B0K0468	*ATS*	3540C
Surrogate: Tetrachloro-m-xylene	*72.2%*				*30-150*		11/16/20 13:33	*11/17/20 23:05*	B0K0468	*ATS*	3540C

The contents of this report apply to the sample(s) analyzed in accordance with the chain of custody document.
No duplication of this report is allowed, except in its entirety without written approval of the laboratory.

AMERICAN ENVIRONMENTAL TESTING LABORATORY
2834 North Naomi Street Burbank, CA 91504 • ELAP# 1541 & 2402 • LACSD# 10181
TEL (888) 288-AETL • (818) 845-8200 • www.aetlab.com
A KYZER LABS COMPANY

NV5	AETL Job Number:	BBK0208	Site:	30237 Morning View Drive Malibu, CA 90265
3777 Long Beach Boulevard, Annex Building	Project Number:	SMSD-20-9850		
Long Beach, CA 90807	Attention:	Jonathan Barkman		
	Project Name:	Juan Cabrillo Elementary School	Reported:	11/20/2020 09:57

Analytical Results

Client ID: **B-33**
Lab ID: **BBK0208-24 (Solid)** **Sampled:** **11/09/20 10:00**

PCBs

Method: EPA 8082

Analyte	Result	Qualifier	Dilution	MDL	RL	Units	Prepared Date/Time	Analyzed Date/Time	Batch	Analyst Initials	Prep. Method
Aroclor-1016 (PCB-1016)	ND		10	200	500	ug/kg	11/16/20 13:33	11/17/20 23:25	B0K0468	ATS	3540C
Aroclor-1221 (PCB-1221)	ND		10	200	500	ug/kg	11/16/20 13:33	11/17/20 23:25	B0K0468	ATS	3540C
Aroclor-1232 (PCB-1232)	ND		10	200	500	ug/kg	11/16/20 13:33	11/17/20 23:25	B0K0468	ATS	3540C
Aroclor-1242 (PCB-1242)	ND		10	200	500	ug/kg	11/16/20 13:33	11/17/20 23:25	B0K0468	ATS	3540C
Aroclor-1248 (PCB-1248)	ND		10	200	500	ug/kg	11/16/20 13:33	11/17/20 23:25	B0K0468	ATS	3540C
Aroclor-1254 (PCB-1254)	ND		10	200	500	ug/kg	11/16/20 13:33	11/17/20 23:25	B0K0468	ATS	3540C
Aroclor-1260 (PCB-1260)	ND		10	200	500	ug/kg	11/16/20 13:33	11/17/20 23:25	B0K0468	ATS	3540C
Aroclor-1262 (PCB-1262)	ND		10	200	500	ug/kg	11/16/20 13:33	11/17/20 23:25	B0K0468	ATS	3540C
Aroclor-1268 (PCB-1268)	ND		10	200	500	ug/kg	11/16/20 13:33	11/17/20 23:25	B0K0468	ATS	3540C
	Recovery				Acceptance Criteria						
Surrogate: Decachlorobiphenyl	*60.4%*				*30-150*		11/16/20 13:33	*11/17/20 23:25*	B0K0468	*ATS*	3540C
Surrogate: Tetrachloro-m-xylene	*76.9%*				*30-150*		11/16/20 13:33	*11/17/20 23:25*	B0K0468	*ATS*	3540C

The contents of this report apply to the sample(s) analyzed in accordance with the chain of custody document.
No duplication of this report is allowed, except in its entirety without written approval of the laboratory.

AMERICAN ENVIRONMENTAL TESTING LABORATORY
2834 North Naomi Street Burbank, CA 91504 • ELAP# 1541 & 2402 • LACSD# 10181
TEL (888) 288-AETL • (818) 845-8200 • www.aetlab.com
A KYZER LABS COMPANY

NV5	AETL Job Number:	BBK0208	Site:	30237 Morning View Drive Malibu, CA 90265
3777 Long Beach Boulevard, Annex Building	Project Number:	SMSD-20-9850		
Long Beach, CA 90807	Attention:	Jonathan Barkman		
	Project Name:	Juan Cabrillo Elementary School	Reported:	11/20/2020 09:57

Analytical Results

Client ID: **B-34**
Lab ID: **BBK0208-25 (Solid)** **Sampled:** **11/09/20 10:10**

PCBs

Method: EPA 8082

Analyte	Result	Qualifier	Dilution	MDL	RL	Units	Prepared Date/Time	Analyzed Date/Time	Batch	Analyst Initials	Prep. Method
Aroclor-1016 (PCB-1016)	ND		10	200	500	ug/kg	11/16/20 13:33	11/17/20 23:44	B0K0468	ATS	3540C
Aroclor-1221 (PCB-1221)	ND		10	200	500	ug/kg	11/16/20 13:33	11/17/20 23:44	B0K0468	ATS	3540C
Aroclor-1232 (PCB-1232)	ND		10	200	500	ug/kg	11/16/20 13:33	11/17/20 23:44	B0K0468	ATS	3540C
Aroclor-1242 (PCB-1242)	ND		10	200	500	ug/kg	11/16/20 13:33	11/17/20 23:44	B0K0468	ATS	3540C
Aroclor-1248 (PCB-1248)	ND		10	200	500	ug/kg	11/16/20 13:33	11/17/20 23:44	B0K0468	ATS	3540C
Aroclor-1254 (PCB-1254)	ND		10	200	500	ug/kg	11/16/20 13:33	11/17/20 23:44	B0K0468	ATS	3540C
Aroclor-1260 (PCB-1260)	ND		10	200	500	ug/kg	11/16/20 13:33	11/17/20 23:44	B0K0468	ATS	3540C
Aroclor-1262 (PCB-1262)	ND		10	200	500	ug/kg	11/16/20 13:33	11/17/20 23:44	B0K0468	ATS	3540C
Aroclor-1268 (PCB-1268)	ND		10	200	500	ug/kg	11/16/20 13:33	11/17/20 23:44	B0K0468	ATS	3540C
	Recovery				Acceptance Criteria						
Surrogate: Decachlorobiphenyl	*1010%*	*S6*			*30-150*		11/16/20 13:33	*11/17/20 23:44*	B0K0468	*ATS*	3540C
Surrogate: Tetrachloro-m-xylene	*133%*				*30-150*		11/16/20 13:33	*11/17/20 23:44*	B0K0468	*ATS*	3540C

The contents of this report apply to the sample(s) analyzed in accordance with the chain of custody document.
No duplication of this report is allowed, except in its entirety without written approval of the laboratory.

AMERICAN ENVIRONMENTAL TESTING LABORATORY
2834 North Naomi Street Burbank, CA 91504 • ELAP# 1541 & 2402 • LACSD# 10181
TEL (888) 288-AETL • (818) 845-8200 • www.aetlab.com
A KYZER LABS COMPANY

NV5	AETL Job Number:	BBK0208	Site:	30237 Morning View Drive Malibu, CA 90265
3777 Long Beach Boulevard, Annex Building	Project Number:	SMSD-20-9850		
Long Beach, CA 90807	Attention:	Jonathan Barkman		
	Project Name:	Juan Cabrillo Elementary School	Reported:	11/20/2020 09:57

Analytical Results

Client ID: **B-35**
Lab ID: **BBK0208-26 (Solid)** **Sampled:** **11/09/20 10:15**

PCBs

Method: EPA 8082

Analyte	Result	Qualifier	Dilution	MDL	RL	Units	Prepared Date/Time	Analyzed Date/Time	Batch	Analyst Initials	Prep. Method
Aroclor-1016 (PCB-1016)	ND		10	200	500	ug/kg	11/16/20 13:33	11/18/20 00:23	B0K0468	ATS	3540C
Aroclor-1221 (PCB-1221)	ND		10	200	500	ug/kg	11/16/20 13:33	11/18/20 00:23	B0K0468	ATS	3540C
Aroclor-1232 (PCB-1232)	ND		10	200	500	ug/kg	11/16/20 13:33	11/18/20 00:23	B0K0468	ATS	3540C
Aroclor-1242 (PCB-1242)	ND		10	200	500	ug/kg	11/16/20 13:33	11/18/20 00:23	B0K0468	ATS	3540C
Aroclor-1248 (PCB-1248)	ND		10	200	500	ug/kg	11/16/20 13:33	11/18/20 00:23	B0K0468	ATS	3540C
Aroclor-1254 (PCB-1254)	ND		10	200	500	ug/kg	11/16/20 13:33	11/18/20 00:23	B0K0468	ATS	3540C
Aroclor-1260 (PCB-1260)	ND		10	200	500	ug/kg	11/16/20 13:33	11/18/20 00:23	B0K0468	ATS	3540C
Aroclor-1262 (PCB-1262)	ND		10	200	500	ug/kg	11/16/20 13:33	11/18/20 00:23	B0K0468	ATS	3540C
Aroclor-1268 (PCB-1268)	ND		10	200	500	ug/kg	11/16/20 13:33	11/18/20 00:23	B0K0468	ATS	3540C
	Recovery				Acceptance Criteria						
Surrogate: Decachlorobiphenyl	*1220%*	*S6*			*30-150*		11/16/20 13:33	*11/18/20 00:23*	B0K0468	*ATS*	3540C
Surrogate: Tetrachloro-m-xylene	*64.2%*				*30-150*		11/16/20 13:33	*11/18/20 00:23*	B0K0468	*ATS*	3540C

The contents of this report apply to the sample(s) analyzed in accordance with the chain of custody document.
No duplication of this report is allowed, except in its entirety without written approval of the laboratory.

AMERICAN ENVIRONMENTAL TESTING LABORATORY
2834 North Naomi Street Burbank, CA 91504 • ELAP# 1541 & 2402 • LACSD# 10181
TEL (888) 288-AETL • (818) 845-8200 • www.aetlab.com
A KYZER LABS COMPANY

NV5	AETL Job Number:	BBK0208	Site:	30237 Morning View Drive Malibu, CA 90265
3777 Long Beach Boulevard, Annex Building	Project Number:	SMSD-20-9850		
Long Beach, CA 90807	Attention:	Jonathan Barkman		
	Project Name:	Juan Cabrillo Elementary School	Reported:	11/20/2020 09:57

Analytical Results

Client ID: **B-36**
Lab ID: **BBK0208-27 (Solid)** **Sampled:** **11/09/20 10:20**

Analyte	Result	Qualifier	Dilution	MDL	RL	Units	Prepared Date/Time	Analyzed Date/Time	Batch	Analyst Initials	Prep. Method
PCBs											
Method: EPA 8082											
Aroclor-1016 (PCB-1016)	ND		5	200	500	ug/kg	11/16/20 13:33	11/18/20 00:43	B0K0468	ATS	3540C
Aroclor-1221 (PCB-1221)	ND		5	200	500	ug/kg	11/16/20 13:33	11/18/20 00:43	B0K0468	ATS	3540C
Aroclor-1232 (PCB-1232)	ND		5	200	500	ug/kg	11/16/20 13:33	11/18/20 00:43	B0K0468	ATS	3540C
Aroclor-1242 (PCB-1242)	ND		5	200	500	ug/kg	11/16/20 13:33	11/18/20 00:43	B0K0468	ATS	3540C
Aroclor-1248 (PCB-1248)	ND		5	200	500	ug/kg	11/16/20 13:33	11/18/20 00:43	B0K0468	ATS	3540C
Aroclor-1254 (PCB-1254)	ND		5	200	500	ug/kg	11/16/20 13:33	11/18/20 00:43	B0K0468	ATS	3540C
Aroclor-1260 (PCB-1260)	ND		5	200	500	ug/kg	11/16/20 13:33	11/18/20 00:43	B0K0468	ATS	3540C
Aroclor-1262 (PCB-1262)	ND		5	200	500	ug/kg	11/16/20 13:33	11/18/20 00:43	B0K0468	ATS	3540C
Aroclor-1268 (PCB-1268)	ND		5	200	500	ug/kg	11/16/20 13:33	11/18/20 00:43	B0K0468	ATS	3540C
	Recovery				Acceptance Criteria						
Surrogate: Decachlorobiphenyl	*1220%*	*S6*			*30-150*		11/16/20 13:33	*11/18/20 00:43*	B0K0468	*ATS*	3540C
Surrogate: Tetrachloro-m-xylene	*45.1%*				*30-150*		11/16/20 13:33	*11/18/20 00:43*	B0K0468	*ATS*	3540C

The contents of this report apply to the sample(s) analyzed in accordance with the chain of custody document.
No duplication of this report is allowed, except in its entirety without written approval of the laboratory.

AMERICAN ENVIRONMENTAL TESTING LABORATORY
2834 North Naomi Street Burbank, CA 91504 • ELAP# 1541 & 2402 • LACSD# 10181
TEL (888) 288-AETL • (818) 845-8200 • www.aetlab.com
A KYZER LABS COMPANY

NV5	AETL Job Number:	BBK0208	Site:	30237 Morning View Drive	
3777 Long Beach Boulevard, Annex Building	Project Number:	SMSD-20-9850		Malibu, CA 90265	
Long Beach, CA 90807	Attention:	Jonathan Barkman			
	Project Name:	Juan Cabrillo Elementary School	Reported:	11/20/2020 09:57	

Analytical Results

Client ID: **B-37**
Lab ID: **BBK0208-28 (Solid)** **Sampled:** **11/09/20 10:30**

PCBs

Method: EPA 8082

Analyte	Result	Qualifier	Dilution	MDL	RL	Units	Prepared Date/Time	Analyzed Date/Time	Batch	Analyst Initials	Prep. Method
Aroclor-1016 (PCB-1016)	ND		10	200	500	ug/kg	11/16/20 13:33	11/18/20 01:02	B0K0468	ATS	3540C
Aroclor-1221 (PCB-1221)	ND		10	200	500	ug/kg	11/16/20 13:33	11/18/20 01:02	B0K0468	ATS	3540C
Aroclor-1232 (PCB-1232)	ND		10	200	500	ug/kg	11/16/20 13:33	11/18/20 01:02	B0K0468	ATS	3540C
Aroclor-1242 (PCB-1242)	ND		10	200	500	ug/kg	11/16/20 13:33	11/18/20 01:02	B0K0468	ATS	3540C
Aroclor-1248 (PCB-1248)	ND		10	200	500	ug/kg	11/16/20 13:33	11/18/20 01:02	B0K0468	ATS	3540C
Aroclor-1254 (PCB-1254)	ND		10	200	500	ug/kg	11/16/20 13:33	11/18/20 01:02	B0K0468	ATS	3540C
Aroclor-1260 (PCB-1260)	ND		10	200	500	ug/kg	11/16/20 13:33	11/18/20 01:02	B0K0468	ATS	3540C
Aroclor-1262 (PCB-1262)	ND		10	200	500	ug/kg	11/16/20 13:33	11/18/20 01:02	B0K0468	ATS	3540C
Aroclor-1268 (PCB-1268)	ND		10	200	500	ug/kg	11/16/20 13:33	11/18/20 01:02	B0K0468	ATS	3540C
	Recovery				Acceptance Criteria						
Surrogate: Decachlorobiphenyl	*380%*	*S6*			*30-150*		11/16/20 13:33	*11/18/20 01:02*	B0K0468	*ATS*	3540C
Surrogate: Tetrachloro-m-xylene	*83.2%*				*30-150*		11/16/20 13:33	*11/18/20 01:02*	B0K0468	*ATS*	3540C

The contents of this report apply to the sample(s) analyzed in accordance with the chain of custody document.
No duplication of this report is allowed, except in its entirety without written approval of the laboratory.

AMERICAN ENVIRONMENTAL TESTING LABORATORY
2834 North Naomi Street Burbank, CA 91504 • ELAP# 1541 & 2402 • LACSD# 10181
TEL (888) 288-AETL • (818) 845-8200 • www.aetlab.com
A KYZER LABS COMPANY

NV5	AETL Job Number:	BBK0208	Site:	30237 Morning View Drive Malibu, CA 90265
3777 Long Beach Boulevard, Annex Building	Project Number:	SMSD-20-9850		
Long Beach, CA 90807	Attention:	Jonathan Barkman		
	Project Name:	Juan Cabrillo Elementary School	Reported:	11/20/2020 09:57

Analytical Results

Client ID: **B-38**
Lab ID: **BBK0208-29 (Solid)** **Sampled:** **11/09/20 10:35**

Analyte	Result	Qualifier	Dilution	MDL	RL	Units	Prepared Date/Time	Analyzed Date/Time	Batch	Analyst Initials	Prep. Method
PCBs											
Method: EPA 8082											
Aroclor-1016 (PCB-1016)	ND		10	200	500	ug/kg	11/16/20 13:33	11/18/20 01:21	B0K0468	ATS	3540C
Aroclor-1221 (PCB-1221)	ND		10	200	500	ug/kg	11/16/20 13:33	11/18/20 01:21	B0K0468	ATS	3540C
Aroclor-1232 (PCB-1232)	ND		10	200	500	ug/kg	11/16/20 13:33	11/18/20 01:21	B0K0468	ATS	3540C
Aroclor-1242 (PCB-1242)	ND		10	200	500	ug/kg	11/16/20 13:33	11/18/20 01:21	B0K0468	ATS	3540C
Aroclor-1248 (PCB-1248)	ND		10	200	500	ug/kg	11/16/20 13:33	11/18/20 01:21	B0K0468	ATS	3540C
Aroclor-1254 (PCB-1254)	ND		10	200	500	ug/kg	11/16/20 13:33	11/18/20 01:21	B0K0468	ATS	3540C
Aroclor-1260 (PCB-1260)	ND		10	200	500	ug/kg	11/16/20 13:33	11/18/20 01:21	B0K0468	ATS	3540C
Aroclor-1262 (PCB-1262)	ND		10	200	500	ug/kg	11/16/20 13:33	11/18/20 01:21	B0K0468	ATS	3540C
Aroclor-1268 (PCB-1268)	ND		10	200	500	ug/kg	11/16/20 13:33	11/18/20 01:21	B0K0468	ATS	3540C
	Recovery				Acceptance Criteria						
Surrogate: Decachlorobiphenyl	*607%*	*S6*			*30-150*		11/16/20 13:33	*11/18/20 01:21*	B0K0468	*ATS*	3540C
Surrogate: Tetrachloro-m-xylene	*106%*				*30-150*		11/16/20 13:33	*11/18/20 01:21*	B0K0468	*ATS*	3540C

The contents of this report apply to the sample(s) analyzed in accordance with the chain of custody document.
No duplication of this report is allowed, except in its entirety without written approval of the laboratory.

AMERICAN ENVIRONMENTAL TESTING LABORATORY
2834 North Naomi Street Burbank, CA 91504 • ELAP# 1541 & 2402 • LACSD# 10181
TEL (888) 288-AETL • (818) 845-8200 • www.aetlab.com
A KYZER LABS COMPANY

NV5	AETL Job Number:	BBK0208	Site:	30237 Morning View Drive	
3777 Long Beach Boulevard, Annex Building	Project Number:	SMSD-20-9850		Malibu, CA 90265	
Long Beach, CA 90807	Attention:	Jonathan Barkman			
	Project Name:	Juan Cabrillo Elementary School	Reported:	11/20/2020 09:57	

Analytical Results

Client ID: **B-39**
Lab ID: **BBK0208-30 (Solid)** **Sampled:** **11/09/20 10:45**

PCBs

Method: EPA 8082

Analyte	Result	Qualifier	Dilution	MDL	RL	Units	Prepared Date/Time	Analyzed Date/Time	Batch	Analyst Initials	Prep. Method
Aroclor-1016 (PCB-1016)	ND		10	200	500	ug/kg	11/16/20 13:33	11/18/20 01:41	B0K0468	ATS	3540C
Aroclor-1221 (PCB-1221)	ND		10	200	500	ug/kg	11/16/20 13:33	11/18/20 01:41	B0K0468	ATS	3540C
Aroclor-1232 (PCB-1232)	ND		10	200	500	ug/kg	11/16/20 13:33	11/18/20 01:41	B0K0468	ATS	3540C
Aroclor-1242 (PCB-1242)	ND		10	200	500	ug/kg	11/16/20 13:33	11/18/20 01:41	B0K0468	ATS	3540C
Aroclor-1248 (PCB-1248)	ND		10	200	500	ug/kg	11/16/20 13:33	11/18/20 01:41	B0K0468	ATS	3540C
Aroclor-1254 (PCB-1254)	ND		10	200	500	ug/kg	11/16/20 13:33	11/18/20 01:41	B0K0468	ATS	3540C
Aroclor-1260 (PCB-1260)	ND		10	200	500	ug/kg	11/16/20 13:33	11/18/20 01:41	B0K0468	ATS	3540C
Aroclor-1262 (PCB-1262)	ND		10	200	500	ug/kg	11/16/20 13:33	11/18/20 01:41	B0K0468	ATS	3540C
Aroclor-1268 (PCB-1268)	ND		10	200	500	ug/kg	11/16/20 13:33	11/18/20 01:41	B0K0468	ATS	3540C
	Recovery				Acceptance Criteria						
Surrogate: Decachlorobiphenyl	*452%*	*S6*			*30-150*		11/16/20 13:33	*11/18/20 01:41*	B0K0468	*ATS*	3540C
Surrogate: Tetrachloro-m-xylene	*149%*				*30-150*		11/16/20 13:33	*11/18/20 01:41*	B0K0468	*ATS*	3540C

The contents of this report apply to the sample(s) analyzed in accordance with the chain of custody document.
No duplication of this report is allowed, except in its entirety without written approval of the laboratory.

AMERICAN ENVIRONMENTAL TESTING LABORATORY
2834 North Naomi Street Burbank, CA 91504 • ELAP# 1541 & 2402 • LACSD# 10181
TEL (888) 288-AETL • (818) 845-8200 • www.aetlab.com
A KYZER LABS COMPANY

NV5	AETL Job Number:	BBK0208	Site:	30237 Morning View Drive Malibu, CA 90265
3777 Long Beach Boulevard, Annex Building	Project Number:	SMSD-20-9850		
Long Beach, CA 90807	Attention:	Jonathan Barkman		
	Project Name:	Juan Cabrillo Elementary School	Reported:	11/20/2020 09:57

Analytical Results

Client ID: **B-40**
Lab ID: **BBK0208-31 (Solid)** **Sampled:** **11/09/20 10:50**

Analyte	Result	Qualifier	Dilution	MDL	RL	Units	Prepared Date/Time	Analyzed Date/Time	Batch	Analyst Initials	Prep. Method
PCBs											
Method: EPA 8082											
Aroclor-1016 (PCB-1016)	ND		5	200	500	ug/kg	11/16/20 13:33	11/18/20 02:00	B0K0468	ATS	3540C
Aroclor-1221 (PCB-1221)	ND		5	200	500	ug/kg	11/16/20 13:33	11/18/20 02:00	B0K0468	ATS	3540C
Aroclor-1232 (PCB-1232)	ND		5	200	500	ug/kg	11/16/20 13:33	11/18/20 02:00	B0K0468	ATS	3540C
Aroclor-1242 (PCB-1242)	ND		5	200	500	ug/kg	11/16/20 13:33	11/18/20 02:00	B0K0468	ATS	3540C
Aroclor-1248 (PCB-1248)	ND		5	200	500	ug/kg	11/16/20 13:33	11/18/20 02:00	B0K0468	ATS	3540C
Aroclor-1254 (PCB-1254)	ND		5	200	500	ug/kg	11/16/20 13:33	11/18/20 02:00	B0K0468	ATS	3540C
Aroclor-1260 (PCB-1260)	ND		5	200	500	ug/kg	11/16/20 13:33	11/18/20 02:00	B0K0468	ATS	3540C
Aroclor-1262 (PCB-1262)	ND		5	200	500	ug/kg	11/16/20 13:33	11/18/20 02:00	B0K0468	ATS	3540C
Aroclor-1268 (PCB-1268)	ND		5	200	500	ug/kg	11/16/20 13:33	11/18/20 02:00	B0K0468	ATS	3540C
	Recovery				Acceptance Criteria						
Surrogate: Decachlorobiphenyl	*603%*	*S6*			*30-150*		11/16/20 13:33	*11/18/20 02:00*	B0K0468	*ATS*	3540C
Surrogate: Tetrachloro-m-xylene	*119%*				*30-150*		11/16/20 13:33	*11/18/20 02:00*	B0K0468	*ATS*	3540C

The contents of this report apply to the sample(s) analyzed in accordance with the chain of custody document.
No duplication of this report is allowed, except in its entirety without written approval of the laboratory.

AMERICAN ENVIRONMENTAL TESTING LABORATORY
2834 North Naomi Street Burbank, CA 91504 • ELAP# 1541 & 2402 • LACSD# 10181
TEL (888) 288-AETL • (818) 845-8200 • www.aetlab.com
A KYZER LABS COMPANY

NV5	AETL Job Number:	BBK0208	Site:	30237 Morning View Drive Malibu, CA 90265
3777 Long Beach Boulevard, Annex Building	Project Number:	SMSD-20-9850		
Long Beach, CA 90807	Attention:	Jonathan Barkman		
	Project Name:	Juan Cabrillo Elementary School	Reported:	11/20/2020 09:57

Analytical Results

Client ID: **B-41**
Lab ID: **BBK0208-32 (Solid)** **Sampled:** **11/09/20 12:30**

PCBs

Method: EPA 8082

Analyte	Result	Qualifier	Dilution	MDL	RL	Units	Prepared Date/Time	Analyzed Date/Time	Batch	Analyst Initials	Prep. Method
Aroclor-1016 (PCB-1016)	ND		20	800	2000	ug/kg	11/16/20 13:33	11/18/20 02:20	B0K0468	ATS	3540C
Aroclor-1221 (PCB-1221)	ND		20	800	2000	ug/kg	11/16/20 13:33	11/18/20 02:20	B0K0468	ATS	3540C
Aroclor-1232 (PCB-1232)	ND		20	800	2000	ug/kg	11/16/20 13:33	11/18/20 02:20	B0K0468	ATS	3540C
Aroclor-1242 (PCB-1242)	ND		20	800	2000	ug/kg	11/16/20 13:33	11/18/20 02:20	B0K0468	ATS	3540C
Aroclor-1248 (PCB-1248)	ND		20	800	2000	ug/kg	11/16/20 13:33	11/18/20 02:20	B0K0468	ATS	3540C
Aroclor-1254 (PCB-1254)	ND		20	800	2000	ug/kg	11/16/20 13:33	11/18/20 02:20	B0K0468	ATS	3540C
Aroclor-1260 (PCB-1260)	ND		20	800	2000	ug/kg	11/16/20 13:33	11/18/20 02:20	B0K0468	ATS	3540C
Aroclor-1262 (PCB-1262)	ND		20	800	2000	ug/kg	11/16/20 13:33	11/18/20 02:20	B0K0468	ATS	3540C
Aroclor-1268 (PCB-1268)	ND		20	800	2000	ug/kg	11/16/20 13:33	11/18/20 02:20	B0K0468	ATS	3540C
	Recovery				Acceptance Criteria						
Surrogate: Decachlorobiphenyl	*69.2%*				*30-150*		11/16/20 13:33	*11/18/20 02:20*	B0K0468	*ATS*	3540C
Surrogate: Tetrachloro-m-xylene	*50.3%*				*30-150*		11/16/20 13:33	*11/18/20 02:20*	B0K0468	*ATS*	3540C

The contents of this report apply to the sample(s) analyzed in accordance with the chain of custody document.
No duplication of this report is allowed, except in its entirety without written approval of the laboratory.

AMERICAN ENVIRONMENTAL TESTING LABORATORY
2834 North Naomi Street Burbank, CA 91504 • ELAP# 1541 & 2402 • LACSD# 10181
TEL (888) 288-AETL • (818) 845-8200 • www.aetlab.com
A KYZER LABS COMPANY

NV5	AETL Job Number:	BBK0208	Site:	30237 Morning View Drive Malibu, CA 90265
3777 Long Beach Boulevard, Annex Building	Project Number:	SMSD-20-9850		
Long Beach, CA 90807	Attention:	Jonathan Barkman		
	Project Name:	Juan Cabrillo Elementary School	Reported:	11/20/2020 09:57

Analytical Results

Client ID: **B-42**
Lab ID: **BBK0208-33 (Solid)** **Sampled:** **11/09/20 12:35**

PCBs

Method: EPA 8082

Analyte	Result	Qualifier	Dilution	MDL	RL	Units	Prepared Date/Time	Analyzed Date/Time	Batch	Analyst Initials	Prep. Method
Aroclor-1016 (PCB-1016)	ND		20	800	2000	ug/kg	11/16/20 13:33	11/18/20 02:39	B0K0468	ATS	3540C
Aroclor-1221 (PCB-1221)	ND		20	800	2000	ug/kg	11/16/20 13:33	11/18/20 02:39	B0K0468	ATS	3540C
Aroclor-1232 (PCB-1232)	ND		20	800	2000	ug/kg	11/16/20 13:33	11/18/20 02:39	B0K0468	ATS	3540C
Aroclor-1242 (PCB-1242)	ND		20	800	2000	ug/kg	11/16/20 13:33	11/18/20 02:39	B0K0468	ATS	3540C
Aroclor-1248 (PCB-1248)	ND		20	800	2000	ug/kg	11/16/20 13:33	11/18/20 02:39	B0K0468	ATS	3540C
Aroclor-1254 (PCB-1254)	ND		20	800	2000	ug/kg	11/16/20 13:33	11/18/20 02:39	B0K0468	ATS	3540C
Aroclor-1260 (PCB-1260)	ND		20	800	2000	ug/kg	11/16/20 13:33	11/18/20 02:39	B0K0468	ATS	3540C
Aroclor-1262 (PCB-1262)	ND		20	800	2000	ug/kg	11/16/20 13:33	11/18/20 02:39	B0K0468	ATS	3540C
Aroclor-1268 (PCB-1268)	ND		20	800	2000	ug/kg	11/16/20 13:33	11/18/20 02:39	B0K0468	ATS	3540C
	Recovery				Acceptance Criteria						
Surrogate: Decachlorobiphenyl	*69.7%*				*30-150*		11/16/20 13:33	*11/18/20 02:39*	B0K0468	*ATS*	3540C
Surrogate: Tetrachloro-m-xylene	*90.2%*				*30-150*		11/16/20 13:33	*11/18/20 02:39*	B0K0468	*ATS*	3540C

The contents of this report apply to the sample(s) analyzed in accordance with the chain of custody document.
No duplication of this report is allowed, except in its entirety without written approval of the laboratory.

AMERICAN ENVIRONMENTAL TESTING LABORATORY
2834 North Naomi Street Burbank, CA 91504 • ELAP# 1541 & 2402 • LACSD# 10181
TEL (888) 288-AETL • (818) 845-8200 • www.aetlab.com
A KYZER LABS COMPANY

NV5	AETL Job Number:	BBK0208	Site:	30237 Morning View Drive Malibu, CA 90265
3777 Long Beach Boulevard, Annex Building	Project Number:	SMSD-20-9850		
Long Beach, CA 90807	Attention:	Jonathan Barkman		
	Project Name:	Juan Cabrillo Elementary School	Reported:	11/20/2020 09:57

Analytical Results

Client ID: **B-43**
Lab ID: **BBK0208-34 (Solid)** **Sampled:** **11/09/20 12:40**

PCBs

Method: EPA 8082

Analyte	Result	Qualifier	Dilution	MDL	RL	Units	Prepared Date/Time	Analyzed Date/Time	Batch	Analyst Initials	Prep. Method
Aroclor-1016 (PCB-1016)	ND		20	800	2000	ug/kg	11/16/20 13:33	11/18/20 02:58	B0K0468	ATS	3540C
Aroclor-1221 (PCB-1221)	ND		20	800	2000	ug/kg	11/16/20 13:33	11/18/20 02:58	B0K0468	ATS	3540C
Aroclor-1232 (PCB-1232)	ND		20	800	2000	ug/kg	11/16/20 13:33	11/18/20 02:58	B0K0468	ATS	3540C
Aroclor-1242 (PCB-1242)	ND		20	800	2000	ug/kg	11/16/20 13:33	11/18/20 02:58	B0K0468	ATS	3540C
Aroclor-1248 (PCB-1248)	ND		20	800	2000	ug/kg	11/16/20 13:33	11/18/20 02:58	B0K0468	ATS	3540C
Aroclor-1254 (PCB-1254)	ND		20	800	2000	ug/kg	11/16/20 13:33	11/18/20 02:58	B0K0468	ATS	3540C
Aroclor-1260 (PCB-1260)	ND		20	800	2000	ug/kg	11/16/20 13:33	11/18/20 02:58	B0K0468	ATS	3540C
Aroclor-1262 (PCB-1262)	ND		20	800	2000	ug/kg	11/16/20 13:33	11/18/20 02:58	B0K0468	ATS	3540C
Aroclor-1268 (PCB-1268)	ND		20	800	2000	ug/kg	11/16/20 13:33	11/18/20 02:58	B0K0468	ATS	3540C
	Recovery				Acceptance Criteria						
Surrogate: Decachlorobiphenyl	*80.7%*				*30-150*		11/16/20 13:33	*11/18/20 02:58*	B0K0468	*ATS*	3540C
Surrogate: Tetrachloro-m-xylene	*68.1%*				*30-150*		11/16/20 13:33	*11/18/20 02:58*	B0K0468	*ATS*	3540C

The contents of this report apply to the sample(s) analyzed in accordance with the chain of custody document.
No duplication of this report is allowed, except in its entirety without written approval of the laboratory.

AMERICAN ENVIRONMENTAL TESTING LABORATORY
2834 North Naomi Street Burbank, CA 91504 • ELAP# 1541 & 2402 • LACSD# 10181
TEL (888) 288-AETL • (818) 845-8200 • www.aetlab.com
A KYZER LABS COMPANY

NV5	AETL Job Number:	BBK0208	Site:	30237 Morning View Drive Malibu, CA 90265
3777 Long Beach Boulevard, Annex Building	Project Number:	SMSD-20-9850		
Long Beach, CA 90807	Attention:	Jonathan Barkman		
	Project Name:	Juan Cabrillo Elementary School	Reported:	11/20/2020 09:57

Analytical Results

Client ID: **B-44**
Lab ID: **BBK0208-35 (Solid)** **Sampled:** **11/09/20 12:50**

PCBs

Method: EPA 8082

Analyte	Result	Qualifier	Dilution	MDL	RL	Units	Prepared Date/Time	Analyzed Date/Time	Batch	Analyst Initials	Prep. Method
Aroclor-1016 (PCB-1016)	ND		20	800	2000	ug/kg	11/16/20 13:33	11/18/20 05:34	B0K0468	ATS	3540C
Aroclor-1221 (PCB-1221)	ND		20	800	2000	ug/kg	11/16/20 13:33	11/18/20 03:18	B0K0468	ATS	3540C
Aroclor-1232 (PCB-1232)	ND		20	800	2000	ug/kg	11/16/20 13:33	11/18/20 03:18	B0K0468	ATS	3540C
Aroclor-1242 (PCB-1242)	ND		20	800	2000	ug/kg	11/16/20 13:33	11/18/20 03:18	B0K0468	ATS	3540C
Aroclor-1248 (PCB-1248)	ND		20	800	2000	ug/kg	11/16/20 13:33	11/18/20 03:18	B0K0468	ATS	3540C
Aroclor-1254 (PCB-1254)	ND		20	800	2000	ug/kg	11/16/20 13:33	11/18/20 03:18	B0K0468	ATS	3540C
Aroclor-1260 (PCB-1260)	ND		20	800	2000	ug/kg	11/16/20 13:33	11/18/20 05:34	B0K0468	ATS	3540C
Aroclor-1262 (PCB-1262)	ND		20	800	2000	ug/kg	11/16/20 13:33	11/18/20 03:18	B0K0468	ATS	3540C
Aroclor-1268 (PCB-1268)	ND		20	800	2000	ug/kg	11/16/20 13:33	11/18/20 03:18	B0K0468	ATS	3540C
	Recovery				Acceptance Criteria						
Surrogate: Decachlorobiphenyl	*62.0%*				*30-150*		11/16/20 13:33	*11/18/20 05:34*	B0K0468	*ATS*	3540C
Surrogate: Tetrachloro-m-xylene	*37.4%*				*30-150*		11/16/20 13:33	*11/18/20 05:34*	B0K0468	*ATS*	3540C

The contents of this report apply to the sample(s) analyzed in accordance with the chain of custody document.
No duplication of this report is allowed, except in its entirety without written approval of the laboratory.

AMERICAN ENVIRONMENTAL TESTING LABORATORY
2834 North Naomi Street Burbank, CA 91504 • ELAP# 1541 & 2402 • LACSD# 10181
TEL (888) 288-AETL • (818) 845-8200 • www.aetlab.com
A KYZER LABS COMPANY

NV5	AETL Job Number:	BBK0208	Site:	30237 Morning View Drive Malibu, CA 90265
3777 Long Beach Boulevard, Annex Building	Project Number:	SMSD-20-9850		
Long Beach, CA 90807	Attention:	Jonathan Barkman		
	Project Name:	Juan Cabrillo Elementary School	Reported:	11/20/2020 09:57

Analytical Results

Client ID: **B-45**
Lab ID: **BBK0208-36 (Solid)** **Sampled:** **11/09/20 13:00**

PCBs

Method: EPA 8082

Analyte	Result	Qualifier	Dilution	MDL	RL	Units	Prepared Date/Time	Analyzed Date/Time	Batch	Analyst Initials	Prep. Method
Aroclor-1016 (PCB-1016)	ND		20	800	2000	ug/kg	11/16/20 13:33	11/18/20 03:37	B0K0468	ATS	3540C
Aroclor-1221 (PCB-1221)	ND		20	800	2000	ug/kg	11/16/20 13:33	11/18/20 03:37	B0K0468	ATS	3540C
Aroclor-1232 (PCB-1232)	ND		20	800	2000	ug/kg	11/16/20 13:33	11/18/20 03:37	B0K0468	ATS	3540C
Aroclor-1242 (PCB-1242)	ND		20	800	2000	ug/kg	11/16/20 13:33	11/18/20 03:37	B0K0468	ATS	3540C
Aroclor-1248 (PCB-1248)	ND		20	800	2000	ug/kg	11/16/20 13:33	11/18/20 03:37	B0K0468	ATS	3540C
Aroclor-1254 (PCB-1254)	ND		20	800	2000	ug/kg	11/16/20 13:33	11/18/20 03:37	B0K0468	ATS	3540C
Aroclor-1260 (PCB-1260)	ND		20	800	2000	ug/kg	11/16/20 13:33	11/18/20 03:37	B0K0468	ATS	3540C
Aroclor-1262 (PCB-1262)	ND		20	800	2000	ug/kg	11/16/20 13:33	11/18/20 03:37	B0K0468	ATS	3540C
Aroclor-1268 (PCB-1268)	ND		20	800	2000	ug/kg	11/16/20 13:33	11/18/20 03:37	B0K0468	ATS	3540C
	Recovery				Acceptance Criteria						
Surrogate: Decachlorobiphenyl	*47.7%*				*30-150*		11/16/20 13:33	*11/18/20 03:37*	B0K0468	*ATS*	3540C
Surrogate: Tetrachloro-m-xylene	*36.3%*				*30-150*		11/16/20 13:33	*11/18/20 03:37*	B0K0468	*ATS*	3540C

The contents of this report apply to the sample(s) analyzed in accordance with the chain of custody document.
No duplication of this report is allowed, except in its entirety without written approval of the laboratory.

AMERICAN ENVIRONMENTAL TESTING LABORATORY
2834 North Naomi Street Burbank, CA 91504 • ELAP# 1541 & 2402 • LACSD# 10181
TEL (888) 288-AETL • (818) 845-8200 • www.aetlab.com
A KYZER LABS COMPANY

NV5	AETL Job Number:	BBK0208	Site:	30237 Morning View Drive Malibu, CA 90265
3777 Long Beach Boulevard, Annex Building	Project Number:	SMSD-20-9850		
Long Beach, CA 90807	Attention:	Jonathan Barkman		
	Project Name:	Juan Cabrillo Elementary School	Reported:	11/20/2020 09:57

Analytical Results

Client ID: **B-46**
Lab ID: **BBK0208-37 (Solid)** **Sampled:** **11/09/20 13:10**

PCBs

Method: EPA 8082

Analyte	Result	Qualifier	Dilution	MDL	RL	Units	Prepared Date/Time	Analyzed Date/Time	Batch	Analyst Initials	Prep. Method
Aroclor-1016 (PCB-1016)	ND		10	400	1000	ug/kg	11/16/20 13:33	11/18/20 04:16	B0K0468	ATS	3540C
Aroclor-1221 (PCB-1221)	ND		10	400	1000	ug/kg	11/16/20 13:33	11/18/20 04:16	B0K0468	ATS	3540C
Aroclor-1232 (PCB-1232)	ND		10	400	1000	ug/kg	11/16/20 13:33	11/18/20 04:16	B0K0468	ATS	3540C
Aroclor-1242 (PCB-1242)	ND		10	400	1000	ug/kg	11/16/20 13:33	11/18/20 04:16	B0K0468	ATS	3540C
Aroclor-1248 (PCB-1248)	ND		10	400	1000	ug/kg	11/16/20 13:33	11/18/20 04:16	B0K0468	ATS	3540C
Aroclor-1254 (PCB-1254)	ND		10	400	1000	ug/kg	11/16/20 13:33	11/18/20 04:16	B0K0468	ATS	3540C
Aroclor-1260 (PCB-1260)	ND		10	400	1000	ug/kg	11/16/20 13:33	11/18/20 04:16	B0K0468	ATS	3540C
Aroclor-1262 (PCB-1262)	ND		10	400	1000	ug/kg	11/16/20 13:33	11/18/20 04:16	B0K0468	ATS	3540C
Aroclor-1268 (PCB-1268)	ND		10	400	1000	ug/kg	11/16/20 13:33	11/18/20 04:16	B0K0468	ATS	3540C
	Recovery				Acceptance Criteria						
Surrogate: Decachlorobiphenyl	*61.5%*				*30-150*		11/16/20 13:33	*11/18/20 04:16*	B0K0468	*ATS*	3540C
Surrogate: Tetrachloro-m-xylene	*38.6%*				*30-150*		11/16/20 13:33	*11/18/20 04:16*	B0K0468	*ATS*	3540C

The contents of this report apply to the sample(s) analyzed in accordance with the chain of custody document.
No duplication of this report is allowed, except in its entirety without written approval of the laboratory.

AMERICAN ENVIRONMENTAL TESTING LABORATORY
2834 North Naomi Street Burbank, CA 91504 • ELAP# 1541 & 2402 • LACSD# 10181
TEL (888) 288-AETL • (818) 845-8200 • www.aetlab.com
A KYZER LABS COMPANY

NV5	AETL Job Number:	BBK0208	Site:	30237 Morning View Drive Malibu, CA 90265	
3777 Long Beach Boulevard, Annex Building	Project Number:	SMSD-20-9850			
Long Beach, CA 90807	Attention:	Jonathan Barkman			
	Project Name:	Juan Cabrillo Elementary School	Reported:	11/20/2020 09:57	

Analytical Results

Client ID: **B-47**
Lab ID: **BBK0208-38 (Solid)** **Sampled:** **11/09/20 13:20**

PCBs

Method: EPA 8082

Analyte	Result	Qualifier	Dilution	MDL	RL	Units	Prepared Date/Time	Analyzed Date/Time	Batch	Analyst Initials	Prep. Method
Aroclor-1016 (PCB-1016)	ND		5	200	500	ug/kg	11/16/20 13:33	11/18/20 04:36	B0K0468	ATS	3540C
Aroclor-1221 (PCB-1221)	ND		5	200	500	ug/kg	11/16/20 13:33	11/18/20 04:36	B0K0468	ATS	3540C
Aroclor-1232 (PCB-1232)	ND		5	200	500	ug/kg	11/16/20 13:33	11/18/20 04:36	B0K0468	ATS	3540C
Aroclor-1242 (PCB-1242)	ND		5	200	500	ug/kg	11/16/20 13:33	11/18/20 04:36	B0K0468	ATS	3540C
Aroclor-1248 (PCB-1248)	ND		5	200	500	ug/kg	11/16/20 13:33	11/18/20 04:36	B0K0468	ATS	3540C
Aroclor-1254 (PCB-1254)	ND		5	200	500	ug/kg	11/16/20 13:33	11/18/20 04:36	B0K0468	ATS	3540C
Aroclor-1260 (PCB-1260)	ND		5	200	500	ug/kg	11/16/20 13:33	11/18/20 04:36	B0K0468	ATS	3540C
Aroclor-1262 (PCB-1262)	ND		5	200	500	ug/kg	11/16/20 13:33	11/18/20 04:36	B0K0468	ATS	3540C
Aroclor-1268 (PCB-1268)	ND		5	200	500	ug/kg	11/16/20 13:33	11/18/20 04:36	B0K0468	ATS	3540C
	Recovery				Acceptance Criteria						
Surrogate: Decachlorobiphenyl	*65.3%*				*30-150*		11/16/20 13:33	*11/18/20 04:36*	B0K0468	*ATS*	3540C
Surrogate: Tetrachloro-m-xylene	*99.7%*				*30-150*		11/16/20 13:33	*11/18/20 04:36*	B0K0468	*ATS*	3540C

The contents of this report apply to the sample(s) analyzed in accordance with the chain of custody document.
No duplication of this report is allowed, except in its entirety without written approval of the laboratory.

AMERICAN ENVIRONMENTAL TESTING LABORATORY
2834 North Naomi Street Burbank, CA 91504 • ELAP# 1541 & 2402 • LACSD# 10181
TEL (888) 288-AETL • (818) 845-8200 • www.aetlab.com
A KYZER LABS COMPANY

NV5	AETL Job Number:	BBK0208	Site:	30237 Morning View Drive	
3777 Long Beach Boulevard, Annex Building	Project Number:	SMSD-20-9850		Malibu, CA 90265	
Long Beach, CA 90807	Attention:	Jonathan Barkman			
	Project Name:	Juan Cabrillo Elementary School	Reported:	11/20/2020 09:57	

Analytical Results

Client ID: **B-48**
Lab ID: **BBK0208-39 (Solid)** **Sampled:** **11/09/20 13:30**

Analyte	Result	Qualifier	Dilution	MDL	RL	Units	Prepared Date/Time	Analyzed Date/Time	Batch	Analyst Initials	Prep. Method
PCBs											
Method: EPA 8082											
Aroclor-1016 (PCB-1016)	ND		5	200	500	ug/kg	11/16/20 13:33	11/18/20 04:55	B0K0468	ATS	3540C
Aroclor-1221 (PCB-1221)	ND		5	200	500	ug/kg	11/16/20 13:33	11/18/20 04:55	B0K0468	ATS	3540C
Aroclor-1232 (PCB-1232)	ND		5	200	500	ug/kg	11/16/20 13:33	11/18/20 04:55	B0K0468	ATS	3540C
Aroclor-1242 (PCB-1242)	ND		5	200	500	ug/kg	11/16/20 13:33	11/18/20 04:55	B0K0468	ATS	3540C
Aroclor-1248 (PCB-1248)	ND		5	200	500	ug/kg	11/16/20 13:33	11/18/20 04:55	B0K0468	ATS	3540C
Aroclor-1254 (PCB-1254)	ND		5	200	500	ug/kg	11/16/20 13:33	11/18/20 04:55	B0K0468	ATS	3540C
Aroclor-1260 (PCB-1260)	ND		5	200	500	ug/kg	11/16/20 13:33	11/18/20 04:55	B0K0468	ATS	3540C
Aroclor-1262 (PCB-1262)	ND		5	200	500	ug/kg	11/16/20 13:33	11/18/20 04:55	B0K0468	ATS	3540C
Aroclor-1268 (PCB-1268)	ND		5	200	500	ug/kg	11/16/20 13:33	11/18/20 04:55	B0K0468	ATS	3540C
	Recovery				Acceptance Criteria						
Surrogate: Decachlorobiphenyl	*103%*				*30-150*		11/16/20 13:33	*11/18/20 04:55*	B0K0468	*ATS*	3540C
Surrogate: Tetrachloro-m-xylene	*54.0%*				*30-150*		11/16/20 13:33	*11/18/20 04:55*	B0K0468	*ATS*	3540C

The contents of this report apply to the sample(s) analyzed in accordance with the chain of custody document.
No duplication of this report is allowed, except in its entirety without written approval of the laboratory.

AMERICAN ENVIRONMENTAL TESTING LABORATORY
2834 North Naomi Street Burbank, CA 91504 • ELAP# 1541 & 2402 • LACSD# 10181
TEL (888) 288-AETL • (818) 845-8200 • www.aetlab.com
A KYZER LABS COMPANY

NV5	AETL Job Number:	BBK0208	Site:	30237 Morning View Drive Malibu, CA 90265
3777 Long Beach Boulevard, Annex Building	Project Number:	SMSD-20-9850		
Long Beach, CA 90807	Attention:	Jonathan Barkman		
	Project Name:	Juan Cabrillo Elementary School	Reported:	11/20/2020 09:57

Analytical Results

Client ID: **B-49**
Lab ID: **BBK0208-40 (Solid)** **Sampled:** **11/09/20 13:35**

Analyte	Result	Qualifier	Dilution	MDL	RL	Units	Prepared Date/Time	Analyzed Date/Time	Batch	Analyst Initials	Prep. Method
PCBs											
Method: EPA 8082											
Aroclor-1016 (PCB-1016)	ND		10	400	1000	ug/kg	11/16/20 13:33	11/18/20 05:14	B0K0468	ATS	3540C
Aroclor-1221 (PCB-1221)	ND		10	400	1000	ug/kg	11/16/20 13:33	11/18/20 05:14	B0K0468	ATS	3540C
Aroclor-1232 (PCB-1232)	ND		10	400	1000	ug/kg	11/16/20 13:33	11/18/20 05:14	B0K0468	ATS	3540C
Aroclor-1242 (PCB-1242)	ND		10	400	1000	ug/kg	11/16/20 13:33	11/18/20 05:14	B0K0468	ATS	3540C
Aroclor-1248 (PCB-1248)	ND		10	400	1000	ug/kg	11/16/20 13:33	11/18/20 05:14	B0K0468	ATS	3540C
Aroclor-1254 (PCB-1254)	ND		10	400	1000	ug/kg	11/16/20 13:33	11/18/20 05:14	B0K0468	ATS	3540C
Aroclor-1260 (PCB-1260)	ND		10	400	1000	ug/kg	11/16/20 13:33	11/18/20 05:14	B0K0468	ATS	3540C
Aroclor-1262 (PCB-1262)	ND		10	400	1000	ug/kg	11/16/20 13:33	11/18/20 05:14	B0K0468	ATS	3540C
Aroclor-1268 (PCB-1268)	ND		10	400	1000	ug/kg	11/16/20 13:33	11/18/20 05:14	B0K0468	ATS	3540C
	Recovery				Acceptance Criteria						
Surrogate: Decachlorobiphenyl	*174%*	*S6*			*30-150*		11/16/20 13:33	*11/18/20 05:14*	B0K0468	*ATS*	3540C
Surrogate: Tetrachloro-m-xylene	*82.7%*				*30-150*		11/16/20 13:33	*11/18/20 05:14*	B0K0468	*ATS*	3540C

The contents of this report apply to the sample(s) analyzed in accordance with the chain of custody document.
No duplication of this report is allowed, except in its entirety without written approval of the laboratory.

AMERICAN ENVIRONMENTAL TESTING LABORATORY
2834 North Naomi Street Burbank, CA 91504 • ELAP# 1541 & 2402 • LACSD# 10181
TEL (888) 288-AETL • (818) 845-8200 • www.aetlab.com
A KYZER LABS COMPANY

NV5	AETL Job Number:	BBK0208	Site:	30237 Morning View Drive Malibu, CA 90265
3777 Long Beach Boulevard, Annex Building	Project Number:	SMSD-20-9850		
Long Beach, CA 90807	Attention:	Jonathan Barkman		
	Project Name:	Juan Cabrillo Elementary School	Reported:	11/20/2020 09:57

Analytical Results

Client ID: **B-50**
Lab ID: **BBK0208-41 (Solid)** **Sampled:** **11/09/20 13:45**

PCBs

Method: EPA 8082

Analyte	Result	Qualifier	Dilution	MDL	RL	Units	Prepared Date/Time	Analyzed Date/Time	Batch	Analyst Initials	Prep. Method
Aroclor-1016 (PCB-1016)	ND		5	100	250	ug/kg	11/17/20 08:56	11/18/20 10:47	B0K0475	ATS	3540C
Aroclor-1221 (PCB-1221)	ND		5	100	250	ug/kg	11/17/20 08:56	11/18/20 10:47	B0K0475	ATS	3540C
Aroclor-1232 (PCB-1232)	ND		5	100	250	ug/kg	11/17/20 08:56	11/18/20 10:47	B0K0475	ATS	3540C
Aroclor-1242 (PCB-1242)	ND		5	100	250	ug/kg	11/17/20 08:56	11/18/20 10:47	B0K0475	ATS	3540C
Aroclor-1248 (PCB-1248)	ND		5	100	250	ug/kg	11/17/20 08:56	11/18/20 10:47	B0K0475	ATS	3540C
Aroclor-1254 (PCB-1254)	**8080**		5	100	250	ug/kg	11/17/20 08:56	11/18/20 10:47	B0K0475	ATS	3540C
Aroclor-1260 (PCB-1260)	ND		5	100	250	ug/kg	11/17/20 08:56	11/18/20 10:47	B0K0475	ATS	3540C
Aroclor-1262 (PCB-1262)	ND		5	100	250	ug/kg	11/17/20 08:56	11/18/20 10:47	B0K0475	ATS	3540C
Aroclor-1268 (PCB-1268)	ND		5	100	250	ug/kg	11/17/20 08:56	11/18/20 10:47	B0K0475	ATS	3540C
	Recovery				Acceptance Criteria						
Surrogate: Decachlorobiphenyl	*148%*				*30-150*		11/17/20 08:56	*11/18/20 10:47*	B0K0475	*ATS*	3540C
Surrogate: Tetrachloro-m-xylene	*97.8%*				*30-150*		11/17/20 08:56	*11/18/20 10:47*	B0K0475	*ATS*	3540C

The contents of this report apply to the sample(s) analyzed in accordance with the chain of custody document.
No duplication of this report is allowed, except in its entirety without written approval of the laboratory.

AMERICAN ENVIRONMENTAL TESTING LABORATORY
2834 North Naomi Street Burbank, CA 91504 • ELAP# 1541 & 2402 • LACSD# 10181
TEL (888) 288-AETL • (818) 845-8200 • www.aetlab.com
A KYZER LABS COMPANY

NV5	AETL Job Number:	BBK0208	Site:	30237 Morning View Drive Malibu, CA 90265
3777 Long Beach Boulevard, Annex Building	Project Number:	SMSD-20-9850		
Long Beach, CA 90807	Attention:	Jonathan Barkman		
	Project Name:	Juan Cabrillo Elementary School	Reported:	11/20/2020 09:57

Analytical Results

Client ID: **B-51**
Lab ID: **BBK0208-42 (Solid)** **Sampled:** **11/09/20 13:50**

PCBs

Method: EPA 8082

Analyte	Result	Qualifier	Dilution	MDL	RL	Units	Prepared Date/Time	Analyzed Date/Time	Batch	Analyst Initials	Prep. Method
Aroclor-1016 (PCB-1016)	ND		10	200	500	ug/kg	11/17/20 08:56	11/18/20 11:06	B0K0475	ATS	3540C
Aroclor-1221 (PCB-1221)	ND		10	200	500	ug/kg	11/17/20 08:56	11/18/20 11:06	B0K0475	ATS	3540C
Aroclor-1232 (PCB-1232)	ND		10	200	500	ug/kg	11/17/20 08:56	11/18/20 11:06	B0K0475	ATS	3540C
Aroclor-1242 (PCB-1242)	ND		10	200	500	ug/kg	11/17/20 08:56	11/18/20 11:06	B0K0475	ATS	3540C
Aroclor-1248 (PCB-1248)	ND		10	200	500	ug/kg	11/17/20 08:56	11/18/20 11:06	B0K0475	ATS	3540C
Aroclor-1254 (PCB-1254)	ND		10	200	500	ug/kg	11/17/20 08:56	11/18/20 11:06	B0K0475	ATS	3540C
Aroclor-1260 (PCB-1260)	ND		10	200	500	ug/kg	11/17/20 08:56	11/18/20 11:06	B0K0475	ATS	3540C
Aroclor-1262 (PCB-1262)	ND		10	200	500	ug/kg	11/17/20 08:56	11/18/20 11:06	B0K0475	ATS	3540C
Aroclor-1268 (PCB-1268)	ND		10	200	500	ug/kg	11/17/20 08:56	11/18/20 11:06	B0K0475	ATS	3540C
	Recovery				Acceptance Criteria						
Surrogate: Decachlorobiphenyl	*62.6%*				*30-150*		11/17/20 08:56	*11/18/20 11:06*	B0K0475	*ATS*	3540C
Surrogate: Tetrachloro-m-xylene	*90.5%*				*30-150*		11/17/20 08:56	*11/18/20 11:06*	B0K0475	*ATS*	3540C

The contents of this report apply to the sample(s) analyzed in accordance with the chain of custody document.
No duplication of this report is allowed, except in its entirety without written approval of the laboratory.

AMERICAN ENVIRONMENTAL TESTING LABORATORY
2834 North Naomi Street Burbank, CA 91504 • ELAP# 1541 & 2402 • LACSD# 10181
TEL (888) 288-AETL • (818) 845-8200 • www.aetlab.com
A KYZER LABS COMPANY

NV5	AETL Job Number:	BBK0208	Site:	30237 Morning View Drive Malibu, CA 90265
3777 Long Beach Boulevard, Annex Building	Project Number:	SMSD-20-9850		
Long Beach, CA 90807	Attention:	Jonathan Barkman		
	Project Name:	Juan Cabrillo Elementary School	Reported:	11/20/2020 09:57

Analytical Results

Client ID: **B-52**
Lab ID: **BBK0208-43 (Solid)** **Sampled:** **11/09/20 14:00**

PCBs

Method: EPA 8082

Analyte	Result	Qualifier	Dilution	MDL	RL	Units	Prepared Date/Time	Analyzed Date/Time	Batch	Analyst Initials	Prep. Method
Aroclor-1016 (PCB-1016)	ND		5	100	250	ug/kg	11/17/20 08:56	11/18/20 11:26	B0K0475	ATS	3540C
Aroclor-1221 (PCB-1221)	ND		5	100	250	ug/kg	11/17/20 08:56	11/18/20 11:26	B0K0475	ATS	3540C
Aroclor-1232 (PCB-1232)	ND		5	100	250	ug/kg	11/17/20 08:56	11/18/20 11:26	B0K0475	ATS	3540C
Aroclor-1242 (PCB-1242)	ND		5	100	250	ug/kg	11/17/20 08:56	11/18/20 11:26	B0K0475	ATS	3540C
Aroclor-1248 (PCB-1248)	ND		5	100	250	ug/kg	11/17/20 08:56	11/18/20 11:26	B0K0475	ATS	3540C
Aroclor-1254 (PCB-1254)	**6520**		5	100	250	ug/kg	11/17/20 08:56	11/18/20 11:26	B0K0475	ATS	3540C
Aroclor-1260 (PCB-1260)	ND		5	100	250	ug/kg	11/17/20 08:56	11/18/20 11:26	B0K0475	ATS	3540C
Aroclor-1262 (PCB-1262)	ND		5	100	250	ug/kg	11/17/20 08:56	11/18/20 11:26	B0K0475	ATS	3540C
Aroclor-1268 (PCB-1268)	ND		5	100	250	ug/kg	11/17/20 08:56	11/18/20 11:26	B0K0475	ATS	3540C
	Recovery				Acceptance Criteria						
Surrogate: Decachlorobiphenyl	*1960% S6*				*30-150*		11/17/20 08:56	*11/18/20 11:26*	B0K0475	*ATS*	3540C
Surrogate: Tetrachloro-m-xylene	*67.9%*				*30-150*		11/17/20 08:56	*11/18/20 11:26*	B0K0475	*ATS*	3540C

The contents of this report apply to the sample(s) analyzed in accordance with the chain of custody document.
No duplication of this report is allowed, except in its entirety without written approval of the laboratory.

AMERICAN ENVIRONMENTAL TESTING LABORATORY
2834 North Naomi Street Burbank, CA 91504 • ELAP# 1541 & 2402 • LACSD# 10181
TEL (888) 288-AETL • (818) 845-8200 • www.aetlab.com
A KYZER LABS COMPANY

NV5	AETL Job Number:	BBK0208	Site:	30237 Morning View Drive Malibu, CA 90265
3777 Long Beach Boulevard, Annex Building	Project Number:	SMSD-20-9850		
Long Beach, CA 90807	Attention:	Jonathan Barkman		
	Project Name:	Juan Cabrillo Elementary School	Reported:	11/20/2020 09:57

Analytical Results

Client ID: **B-53**
Lab ID: **BBK0208-44 (Solid)** **Sampled:** **11/09/20 14:10**

PCBs

Method: EPA 8082

Analyte	Result	Qualifier	Dilution	MDL	RL	Units	Prepared Date/Time	Analyzed Date/Time	Batch	Analyst Initials	Prep. Method
Aroclor-1016 (PCB-1016)	ND		10	200	500	ug/kg	11/17/20 08:56	11/18/20 11:45	B0K0475	ATS	3540C
Aroclor-1221 (PCB-1221)	ND		10	200	500	ug/kg	11/17/20 08:56	11/18/20 11:45	B0K0475	ATS	3540C
Aroclor-1232 (PCB-1232)	ND		10	200	500	ug/kg	11/17/20 08:56	11/18/20 11:45	B0K0475	ATS	3540C
Aroclor-1242 (PCB-1242)	ND		10	200	500	ug/kg	11/17/20 08:56	11/18/20 11:45	B0K0475	ATS	3540C
Aroclor-1248 (PCB-1248)	ND		10	200	500	ug/kg	11/17/20 08:56	11/18/20 11:45	B0K0475	ATS	3540C
Aroclor-1254 (PCB-1254)	ND		10	200	500	ug/kg	11/17/20 08:56	11/18/20 11:45	B0K0475	ATS	3540C
Aroclor-1260 (PCB-1260)	ND		10	200	500	ug/kg	11/17/20 08:56	11/18/20 11:45	B0K0475	ATS	3540C
Aroclor-1262 (PCB-1262)	ND		10	200	500	ug/kg	11/17/20 08:56	11/18/20 11:45	B0K0475	ATS	3540C
Aroclor-1268 (PCB-1268)	ND		10	200	500	ug/kg	11/17/20 08:56	11/18/20 11:45	B0K0475	ATS	3540C
	Recovery				Acceptance Criteria						
Surrogate: Decachlorobiphenyl	*65.4%*				*30-150*		11/17/20 08:56	*11/18/20 11:45*	B0K0475	*ATS*	3540C
Surrogate: Tetrachloro-m-xylene	*58.1%*				*30-150*		11/17/20 08:56	*11/18/20 11:45*	B0K0475	*ATS*	3540C

The contents of this report apply to the sample(s) analyzed in accordance with the chain of custody document.
No duplication of this report is allowed, except in its entirety without written approval of the laboratory.

AMERICAN ENVIRONMENTAL TESTING LABORATORY
2834 North Naomi Street Burbank, CA 91504 • ELAP# 1541 & 2402 • LACSD# 10181
TEL (888) 288-AETL • (818) 845-8200 • www.aetlab.com
A KYZER LABS COMPANY

NV5	AETL Job Number:	BBK0208	Site:	30237 Morning View Drive Malibu, CA 90265
3777 Long Beach Boulevard, Annex Building	Project Number:	SMSD-20-9850		
Long Beach, CA 90807	Attention:	Jonathan Barkman		
	Project Name:	Juan Cabrillo Elementary School	Reported:	11/20/2020 09:57

Analytical Results

Client ID: **E-16**
Lab ID: **BBK0208-45 (Solid)** **Sampled:** **11/10/20 7:30**

PCBs

Method: EPA 8082

Analyte	Result	Qualifier	Dilution	MDL	RL	Units	Prepared Date/Time	Analyzed Date/Time	Batch	Analyst Initials	Prep. Method
Aroclor-1016 (PCB-1016)	ND		5	200	500	ug/kg	11/17/20 08:56	11/18/20 12:05	B0K0475	ATS	3540C
Aroclor-1221 (PCB-1221)	ND		5	200	500	ug/kg	11/17/20 08:56	11/18/20 12:05	B0K0475	ATS	3540C
Aroclor-1232 (PCB-1232)	ND		5	200	500	ug/kg	11/17/20 08:56	11/18/20 12:05	B0K0475	ATS	3540C
Aroclor-1242 (PCB-1242)	ND		5	200	500	ug/kg	11/17/20 08:56	11/18/20 12:05	B0K0475	ATS	3540C
Aroclor-1248 (PCB-1248)	ND		5	200	500	ug/kg	11/17/20 08:56	11/18/20 12:05	B0K0475	ATS	3540C
Aroclor-1254 (PCB-1254)	ND		5	200	500	ug/kg	11/17/20 08:56	11/18/20 12:05	B0K0475	ATS	3540C
Aroclor-1260 (PCB-1260)	ND		5	200	500	ug/kg	11/17/20 08:56	11/18/20 12:05	B0K0475	ATS	3540C
Aroclor-1262 (PCB-1262)	ND		5	200	500	ug/kg	11/17/20 08:56	11/18/20 12:05	B0K0475	ATS	3540C
Aroclor-1268 (PCB-1268)	ND		5	200	500	ug/kg	11/17/20 08:56	11/18/20 12:05	B0K0475	ATS	3540C
	Recovery				Acceptance Criteria						
Surrogate: Decachlorobiphenyl	*85.4%*				*30-150*		11/17/20 08:56	*11/18/20 12:05*	B0K0475	*ATS*	3540C
Surrogate: Tetrachloro-m-xylene	*67.1%*				*30-150*		11/17/20 08:56	*11/18/20 12:05*	B0K0475	*ATS*	3540C

The contents of this report apply to the sample(s) analyzed in accordance with the chain of custody document.
No duplication of this report is allowed, except in its entirety without written approval of the laboratory.

AMERICAN ENVIRONMENTAL TESTING LABORATORY
2834 North Naomi Street Burbank, CA 91504 • ELAP# 1541 & 2402 • LACSD# 10181
TEL (888) 288-AETL • (818) 845-8200 • www.aetlab.com
A KYZER LABS COMPANY

NV5	AETL Job Number:	BBK0208	Site:	30237 Morning View Drive Malibu, CA 90265
3777 Long Beach Boulevard, Annex Building	Project Number:	SMSD-20-9850		
Long Beach, CA 90807	Attention:	Jonathan Barkman		
	Project Name:	Juan Cabrillo Elementary School	Reported:	11/20/2020 09:57

Analytical Results

Client ID: **E-17**
Lab ID: **BBK0208-46 (Solid)** **Sampled:** **11/10/20 7:40**

PCBs

Method: EPA 8082

Analyte	Result	Qualifier	Dilution	MDL	RL	Units	Prepared Date/Time	Analyzed Date/Time	Batch	Analyst Initials	Prep. Method
Aroclor-1016 (PCB-1016)	ND		5	200	500	ug/kg	11/17/20 08:56	11/18/20 12:24	B0K0475	ATS	3540C
Aroclor-1221 (PCB-1221)	ND		5	200	500	ug/kg	11/17/20 08:56	11/18/20 12:24	B0K0475	ATS	3540C
Aroclor-1232 (PCB-1232)	ND		5	200	500	ug/kg	11/17/20 08:56	11/18/20 12:24	B0K0475	ATS	3540C
Aroclor-1242 (PCB-1242)	ND		5	200	500	ug/kg	11/17/20 08:56	11/18/20 12:24	B0K0475	ATS	3540C
Aroclor-1248 (PCB-1248)	ND		5	200	500	ug/kg	11/17/20 08:56	11/18/20 12:24	B0K0475	ATS	3540C
Aroclor-1254 (PCB-1254)	ND		5	200	500	ug/kg	11/17/20 08:56	11/18/20 12:24	B0K0475	ATS	3540C
Aroclor-1260 (PCB-1260)	ND		5	200	500	ug/kg	11/17/20 08:56	11/18/20 12:24	B0K0475	ATS	3540C
Aroclor-1262 (PCB-1262)	ND		5	200	500	ug/kg	11/17/20 08:56	11/18/20 12:24	B0K0475	ATS	3540C
Aroclor-1268 (PCB-1268)	ND		5	200	500	ug/kg	11/17/20 08:56	11/18/20 12:24	B0K0475	ATS	3540C
	Recovery				Acceptance Criteria						
Surrogate: Decachlorobiphenyl	*33.5%*				*30-150*		11/17/20 08:56	*11/18/20 12:24*	B0K0475	*ATS*	3540C
Surrogate: Tetrachloro-m-xylene	*52.3%*				*30-150*		11/17/20 08:56	*11/18/20 12:24*	B0K0475	*ATS*	3540C

The contents of this report apply to the sample(s) analyzed in accordance with the chain of custody document.
No duplication of this report is allowed, except in its entirety without written approval of the laboratory.

AMERICAN ENVIRONMENTAL TESTING LABORATORY
2834 North Naomi Street Burbank, CA 91504 • ELAP# 1541 & 2402 • LACSD# 10181
TEL (888) 288-AETL • (818) 845-8200 • www.aetlab.com
A KYZER LABS COMPANY

NV5	AETL Job Number:	BBK0208	Site:	30237 Morning View Drive Malibu, CA 90265
3777 Long Beach Boulevard, Annex Building	Project Number:	SMSD-20-9850		
Long Beach, CA 90807	Attention:	Jonathan Barkman		
	Project Name:	Juan Cabrillo Elementary School	Reported:	11/20/2020 09:57

Analytical Results

Client ID: **E-18**
Lab ID: **BBK0208-47 (Solid)** **Sampled:** **11/10/20 7:45**

PCBs

Method: EPA 8082

Analyte	Result	Qualifier	Dilution	MDL	RL	Units	Prepared Date/Time	Analyzed Date/Time	Batch	Analyst Initials	Prep. Method
Aroclor-1016 (PCB-1016)	ND		10	200	500	ug/kg	11/17/20 08:56	11/18/20 12:43	B0K0475	ATS	3540C
Aroclor-1221 (PCB-1221)	ND		10	200	500	ug/kg	11/17/20 08:56	11/18/20 12:43	B0K0475	ATS	3540C
Aroclor-1232 (PCB-1232)	ND		10	200	500	ug/kg	11/17/20 08:56	11/18/20 12:43	B0K0475	ATS	3540C
Aroclor-1242 (PCB-1242)	ND		10	200	500	ug/kg	11/17/20 08:56	11/18/20 12:43	B0K0475	ATS	3540C
Aroclor-1248 (PCB-1248)	ND		10	200	500	ug/kg	11/17/20 08:56	11/18/20 12:43	B0K0475	ATS	3540C
Aroclor-1254 (PCB-1254)	ND		10	200	500	ug/kg	11/17/20 08:56	11/18/20 12:43	B0K0475	ATS	3540C
Aroclor-1260 (PCB-1260)	ND		10	200	500	ug/kg	11/17/20 08:56	11/18/20 12:43	B0K0475	ATS	3540C
Aroclor-1262 (PCB-1262)	ND		10	200	500	ug/kg	11/17/20 08:56	11/18/20 12:43	B0K0475	ATS	3540C
Aroclor-1268 (PCB-1268)	ND		10	200	500	ug/kg	11/17/20 08:56	11/18/20 12:43	B0K0475	ATS	3540C
	Recovery				Acceptance Criteria						
Surrogate: Decachlorobiphenyl	*30.0%*				*30-150*		11/17/20 08:56	*11/18/20 12:43*	B0K0475	*ATS*	3540C
Surrogate: Tetrachloro-m-xylene	*35.2%*				*30-150*		11/17/20 08:56	*11/18/20 12:43*	B0K0475	*ATS*	3540C

The contents of this report apply to the sample(s) analyzed in accordance with the chain of custody document.
No duplication of this report is allowed, except in its entirety without written approval of the laboratory.

AMERICAN ENVIRONMENTAL TESTING LABORATORY
2834 North Naomi Street Burbank, CA 91504 • ELAP# 1541 & 2402 • LACSD# 10181
TEL (888) 288-AETL • (818) 845-8200 • www.aetlab.com
A KYZER LABS COMPANY

NV5	AETL Job Number:	BBK0208	Site:	30237 Morning View Drive Malibu, CA 90265
3777 Long Beach Boulevard, Annex Building	Project Number:	SMSD-20-9850		
Long Beach, CA 90807	Attention:	Jonathan Barkman		
	Project Name:	Juan Cabrillo Elementary School	Reported:	11/20/2020 09:57

Analytical Results

Client ID: **E-19**
Lab ID: **BBK0208-48 (Solid)** **Sampled:** **11/10/20 7:55**

PCBs

Method: EPA 8082

Analyte	Result	Qualifier	Dilution	MDL	RL	Units	Prepared Date/Time	Analyzed Date/Time	Batch	Analyst Initials	Prep. Method
Aroclor-1016 (PCB-1016)	ND		20	400	1000	ug/kg	11/17/20 08:56	11/18/20 13:03	B0K0475	ATS	3540C
Aroclor-1221 (PCB-1221)	ND		20	400	1000	ug/kg	11/17/20 08:56	11/18/20 13:03	B0K0475	ATS	3540C
Aroclor-1232 (PCB-1232)	ND		20	400	1000	ug/kg	11/17/20 08:56	11/18/20 13:03	B0K0475	ATS	3540C
Aroclor-1242 (PCB-1242)	ND		20	400	1000	ug/kg	11/17/20 08:56	11/18/20 13:03	B0K0475	ATS	3540C
Aroclor-1248 (PCB-1248)	ND		20	400	1000	ug/kg	11/17/20 08:56	11/18/20 13:03	B0K0475	ATS	3540C
Aroclor-1254 (PCB-1254)	ND		20	400	1000	ug/kg	11/17/20 08:56	11/18/20 13:03	B0K0475	ATS	3540C
Aroclor-1260 (PCB-1260)	ND		20	400	1000	ug/kg	11/17/20 08:56	11/18/20 13:03	B0K0475	ATS	3540C
Aroclor-1262 (PCB-1262)	ND		20	400	1000	ug/kg	11/17/20 08:56	11/18/20 13:03	B0K0475	ATS	3540C
Aroclor-1268 (PCB-1268)	ND		20	400	1000	ug/kg	11/17/20 08:56	11/18/20 13:03	B0K0475	ATS	3540C
	Recovery				Acceptance Criteria						
Surrogate: Decachlorobiphenyl	*84.5%*				*30-150*		11/17/20 08:56	*11/18/20 13:03*	B0K0475	*ATS*	3540C
Surrogate: Tetrachloro-m-xylene	*44.2%*				*30-150*		11/17/20 08:56	*11/18/20 13:03*	B0K0475	*ATS*	3540C

The contents of this report apply to the sample(s) analyzed in accordance with the chain of custody document.
No duplication of this report is allowed, except in its entirety without written approval of the laboratory.

AMERICAN ENVIRONMENTAL TESTING LABORATORY
2834 North Naomi Street Burbank, CA 91504 • ELAP# 1541 & 2402 • LACSD# 10181
TEL (888) 288-AETL • (818) 845-8200 • www.aetlab.com
A KYZER LABS COMPANY

NV5	AETL Job Number:	BBK0208	Site:	30237 Morning View Drive Malibu, CA 90265	
3777 Long Beach Boulevard, Annex Building	Project Number:	SMSD-20-9850			
Long Beach, CA 90807	Attention:	Jonathan Barkman			
	Project Name:	Juan Cabrillo Elementary School	Reported:	11/20/2020 09:57	

Analytical Results

Client ID: **E-20**
Lab ID: **BBK0208-49 (Solid)** **Sampled:** **11/10/20 8:00**

Analyte	Result	Qualifier	Dilution	MDL	RL	Units	Prepared Date/Time	Analyzed Date/Time	Batch	Analyst Initials	Prep. Method
PCBs											
Method: EPA 8082											
Aroclor-1016 (PCB-1016)	ND		20	400	1000	ug/kg	11/17/20 08:56	11/18/20 13:42	B0K0475	ATS	3540C
Aroclor-1221 (PCB-1221)	ND		20	400	1000	ug/kg	11/17/20 08:56	11/18/20 13:42	B0K0475	ATS	3540C
Aroclor-1232 (PCB-1232)	ND		20	400	1000	ug/kg	11/17/20 08:56	11/18/20 13:42	B0K0475	ATS	3540C
Aroclor-1242 (PCB-1242)	ND		20	400	1000	ug/kg	11/17/20 08:56	11/18/20 13:42	B0K0475	ATS	3540C
Aroclor-1248 (PCB-1248)	ND		20	400	1000	ug/kg	11/17/20 08:56	11/18/20 13:42	B0K0475	ATS	3540C
Aroclor-1254 (PCB-1254)	ND		20	400	1000	ug/kg	11/17/20 08:56	11/18/20 13:42	B0K0475	ATS	3540C
Aroclor-1260 (PCB-1260)	ND		20	400	1000	ug/kg	11/17/20 08:56	11/18/20 13:42	B0K0475	ATS	3540C
Aroclor-1262 (PCB-1262)	ND		20	400	1000	ug/kg	11/17/20 08:56	11/18/20 13:42	B0K0475	ATS	3540C
Aroclor-1268 (PCB-1268)	ND		20	400	1000	ug/kg	11/17/20 08:56	11/18/20 13:42	B0K0475	ATS	3540C
	Recovery				Acceptance Criteria						
Surrogate: Decachlorobiphenyl	*51.3%*				*30-150*		11/17/20 08:56	*11/18/20 13:42*	B0K0475	*ATS*	3540C
Surrogate: Tetrachloro-m-xylene	*80.8%*				*30-150*		11/17/20 08:56	*11/18/20 13:42*	B0K0475	*ATS*	3540C

The contents of this report apply to the sample(s) analyzed in accordance with the chain of custody document.
No duplication of this report is allowed, except in its entirety without written approval of the laboratory.

AMERICAN ENVIRONMENTAL TESTING LABORATORY
2834 North Naomi Street Burbank, CA 91504 • ELAP# 1541 & 2402 • LACSD# 10181
TEL (888) 288-AETL • (818) 845-8200 • www.aetlab.com
A KYZER LABS COMPANY

NV5	AETL Job Number:	BBK0208	Site:	30237 Morning View Drive Malibu, CA 90265
3777 Long Beach Boulevard, Annex Building	Project Number:	SMSD-20-9850		
Long Beach, CA 90807	Attention:	Jonathan Barkman		
	Project Name:	Juan Cabrillo Elementary School	Reported:	11/20/2020 09:57

Analytical Results

Client ID: **E-21**
Lab ID: **BBK0208-50 (Solid)** **Sampled:** **11/10/20 8:10**

PCBs

Method: EPA 8082

Analyte	Result	Qualifier	Dilution	MDL	RL	Units	Prepared Date/Time	Analyzed Date/Time	Batch	Analyst Initials	Prep. Method
Aroclor-1016 (PCB-1016)	ND		20	400	1000	ug/kg	11/17/20 08:56	11/18/20 14:21	B0K0475	ATS	3540C
Aroclor-1221 (PCB-1221)	ND		20	400	1000	ug/kg	11/17/20 08:56	11/18/20 14:21	B0K0475	ATS	3540C
Aroclor-1232 (PCB-1232)	ND		20	400	1000	ug/kg	11/17/20 08:56	11/18/20 14:21	B0K0475	ATS	3540C
Aroclor-1242 (PCB-1242)	ND		20	400	1000	ug/kg	11/17/20 08:56	11/18/20 14:21	B0K0475	ATS	3540C
Aroclor-1248 (PCB-1248)	ND		20	400	1000	ug/kg	11/17/20 08:56	11/18/20 14:21	B0K0475	ATS	3540C
Aroclor-1254 (PCB-1254)	ND		20	400	1000	ug/kg	11/17/20 08:56	11/18/20 14:21	B0K0475	ATS	3540C
Aroclor-1260 (PCB-1260)	ND		20	400	1000	ug/kg	11/17/20 08:56	11/18/20 14:21	B0K0475	ATS	3540C
Aroclor-1262 (PCB-1262)	ND		20	400	1000	ug/kg	11/17/20 08:56	11/18/20 14:21	B0K0475	ATS	3540C
Aroclor-1268 (PCB-1268)	ND		20	400	1000	ug/kg	11/17/20 08:56	11/18/20 14:21	B0K0475	ATS	3540C
	Recovery				Acceptance Criteria						
Surrogate: Decachlorobiphenyl	*51.4%*				*30-150*		11/17/20 08:56	*11/18/20 14:21*	B0K0475	*ATS*	3540C
Surrogate: Tetrachloro-m-xylene	*57.7%*				*30-150*		11/17/20 08:56	*11/18/20 14:21*	B0K0475	*ATS*	3540C

The contents of this report apply to the sample(s) analyzed in accordance with the chain of custody document.
No duplication of this report is allowed, except in its entirety without written approval of the laboratory.

AMERICAN ENVIRONMENTAL TESTING LABORATORY
2834 North Naomi Street Burbank, CA 91504 • ELAP# 1541 & 2402 • LACSD# 10181
TEL (888) 288-AETL • (818) 845-8200 • www.aetlab.com
A KYZER LABS COMPANY

NV5	AETL Job Number:	BBK0208	Site:	30237 Morning View Drive Malibu, CA 90265
3777 Long Beach Boulevard, Annex Building	Project Number:	SMSD-20-9850		
Long Beach, CA 90807	Attention:	Jonathan Barkman		
	Project Name:	Juan Cabrillo Elementary School	Reported:	11/20/2020 09:57

Analytical Results

Client ID: **E-22**
Lab ID: **BBK0208-51 (Solid)** **Sampled:** **11/10/20 8:20**

Analyte	Result	Qualifier	Dilution	MDL	RL	Units	Prepared Date/Time	Analyzed Date/Time	Batch	Analyst Initials	Prep. Method
PCBs											
Method: EPA 8082											
Aroclor-1016 (PCB-1016)	ND		5	100	250	ug/kg	11/17/20 08:56	11/18/20 14:40	B0K0475	ATS	3540C
Aroclor-1221 (PCB-1221)	ND		5	100	250	ug/kg	11/17/20 08:56	11/18/20 14:40	B0K0475	ATS	3540C
Aroclor-1232 (PCB-1232)	ND		5	100	250	ug/kg	11/17/20 08:56	11/18/20 14:40	B0K0475	ATS	3540C
Aroclor-1242 (PCB-1242)	ND		5	100	250	ug/kg	11/17/20 08:56	11/18/20 14:40	B0K0475	ATS	3540C
Aroclor-1248 (PCB-1248)	ND		5	100	250	ug/kg	11/17/20 08:56	11/18/20 14:40	B0K0475	ATS	3540C
Aroclor-1254 (PCB-1254)	ND		5	100	250	ug/kg	11/17/20 08:56	11/18/20 14:40	B0K0475	ATS	3540C
Aroclor-1260 (PCB-1260)	ND		5	100	250	ug/kg	11/17/20 08:56	11/18/20 14:40	B0K0475	ATS	3540C
Aroclor-1262 (PCB-1262)	ND		5	100	250	ug/kg	11/17/20 08:56	11/18/20 14:40	B0K0475	ATS	3540C
Aroclor-1268 (PCB-1268)	ND		5	100	250	ug/kg	11/17/20 08:56	11/18/20 14:40	B0K0475	ATS	3540C
	Recovery				Acceptance Criteria						
Surrogate: Decachlorobiphenyl	*411%*	*S6*			*30-150*		11/17/20 08:56	*11/18/20 14:40*	B0K0475	*ATS*	3540C
Surrogate: Tetrachloro-m-xylene	*62.1%*				*30-150*		11/17/20 08:56	*11/18/20 14:40*	B0K0475	*ATS*	3540C

The contents of this report apply to the sample(s) analyzed in accordance with the chain of custody document.
No duplication of this report is allowed, except in its entirety without written approval of the laboratory.

AMERICAN ENVIRONMENTAL TESTING LABORATORY
2834 North Naomi Street Burbank, CA 91504 • ELAP# 1541 & 2402 • LACSD# 10181
TEL (888) 288-AETL • (818) 845-8200 • www.aetlab.com
A KYZER LABS COMPANY

NV5	AETL Job Number:	BBK0208	Site:	30237 Morning View Drive Malibu, CA 90265	
3777 Long Beach Boulevard, Annex Building	Project Number:	SMSD-20-9850			
Long Beach, CA 90807	Attention:	Jonathan Barkman			
	Project Name:	Juan Cabrillo Elementary School	Reported:	11/20/2020 09:57	

Analytical Results

Client ID: **E-23**
Lab ID: **BBK0208-52 (Solid)** **Sampled:** **11/10/20 8:25**

Analyte	Result	Qualifier	Dilution	MDL	RL	Units	Prepared Date/Time	Analyzed Date/Time	Batch	Analyst Initials	Prep. Method
PCBs											
Method: EPA 8082											
Aroclor-1016 (PCB-1016)	ND		4	40.0	100	ug/kg	11/17/20 08:56	11/18/20 14:59	B0K0475	ATS	3540C
Aroclor-1221 (PCB-1221)	ND		4	40.0	100	ug/kg	11/17/20 08:56	11/18/20 14:59	B0K0475	ATS	3540C
Aroclor-1232 (PCB-1232)	ND		4	40.0	100	ug/kg	11/17/20 08:56	11/18/20 14:59	B0K0475	ATS	3540C
Aroclor-1242 (PCB-1242)	ND		4	40.0	100	ug/kg	11/17/20 08:56	11/18/20 14:59	B0K0475	ATS	3540C
Aroclor-1248 (PCB-1248)	ND		4	40.0	100	ug/kg	11/17/20 08:56	11/18/20 14:59	B0K0475	ATS	3540C
Aroclor-1254 (PCB-1254)	ND		4	40.0	100	ug/kg	11/17/20 08:56	11/18/20 14:59	B0K0475	ATS	3540C
Aroclor-1260 (PCB-1260)	ND		4	40.0	100	ug/kg	11/17/20 08:56	11/18/20 14:59	B0K0475	ATS	3540C
Aroclor-1262 (PCB-1262)	ND		4	40.0	100	ug/kg	11/17/20 08:56	11/18/20 14:59	B0K0475	ATS	3540C
Aroclor-1268 (PCB-1268)	ND		4	40.0	100	ug/kg	11/17/20 08:56	11/18/20 14:59	B0K0475	ATS	3540C
	Recovery				Acceptance Criteria						
Surrogate: Decachlorobiphenyl	*10700%*	*S6*			*30-150*		11/17/20 08:56	*11/18/20 14:59*	B0K0475	*ATS*	3540C
Surrogate: Tetrachloro-m-xylene	*60.9%*				*30-150*		11/17/20 08:56	*11/18/20 14:59*	B0K0475	*ATS*	3540C

The contents of this report apply to the sample(s) analyzed in accordance with the chain of custody document.
No duplication of this report is allowed, except in its entirety without written approval of the laboratory.

AMERICAN ENVIRONMENTAL TESTING LABORATORY
2834 North Naomi Street Burbank, CA 91504 • ELAP# 1541 & 2402 • LACSD# 10181
TEL (888) 288-AETL • (818) 845-8200 • www.aetlab.com
A KYZER LABS COMPANY

NV5	AETL Job Number:	BBK0208	Site:	30237 Morning View Drive Malibu, CA 90265
3777 Long Beach Boulevard, Annex Building	Project Number:	SMSD-20-9850		
Long Beach, CA 90807	Attention:	Jonathan Barkman		
	Project Name:	Juan Cabrillo Elementary School	Reported:	11/20/2020 09:57

Analytical Results

Client ID: **E-24**
Lab ID: **BBK0208-53 (Solid)** **Sampled:** **11/10/20 8:30**

PCBs

Method: EPA 8082

Analyte	Result	Qualifier	Dilution	MDL	RL	Units	Prepared Date/Time	Analyzed Date/Time	Batch	Analyst Initials	Prep. Method
Aroclor-1016 (PCB-1016)	ND		5	100	250	ug/kg	11/17/20 08:56	11/18/20 15:19	B0K0475	ATS	3540C
Aroclor-1221 (PCB-1221)	ND		5	100	250	ug/kg	11/17/20 08:56	11/18/20 15:19	B0K0475	ATS	3540C
Aroclor-1232 (PCB-1232)	ND		5	100	250	ug/kg	11/17/20 08:56	11/18/20 15:19	B0K0475	ATS	3540C
Aroclor-1242 (PCB-1242)	ND		5	100	250	ug/kg	11/17/20 08:56	11/18/20 15:19	B0K0475	ATS	3540C
Aroclor-1248 (PCB-1248)	ND		5	100	250	ug/kg	11/17/20 08:56	11/18/20 15:19	B0K0475	ATS	3540C
Aroclor-1254 (PCB-1254)	ND		5	100	250	ug/kg	11/17/20 08:56	11/18/20 15:19	B0K0475	ATS	3540C
Aroclor-1260 (PCB-1260)	ND		5	100	250	ug/kg	11/17/20 08:56	11/18/20 15:19	B0K0475	ATS	3540C
Aroclor-1262 (PCB-1262)	ND		5	100	250	ug/kg	11/17/20 08:56	11/18/20 15:19	B0K0475	ATS	3540C
Aroclor-1268 (PCB-1268)	ND		5	100	250	ug/kg	11/17/20 08:56	11/18/20 15:19	B0K0475	ATS	3540C
	Recovery				Acceptance Criteria						
Surrogate: Decachlorobiphenyl	*54.6%*				*30-150*		11/17/20 08:56	*11/18/20 15:19*	B0K0475	*ATS*	3540C
Surrogate: Tetrachloro-m-xylene	*129%*				*30-150*		11/17/20 08:56	*11/18/20 15:19*	B0K0475	*ATS*	3540C

The contents of this report apply to the sample(s) analyzed in accordance with the chain of custody document.
No duplication of this report is allowed, except in its entirety without written approval of the laboratory.

AMERICAN ENVIRONMENTAL TESTING LABORATORY
2834 North Naomi Street Burbank, CA 91504 • ELAP# 1541 & 2402 • LACSD# 10181
TEL (888) 288-AETL • (818) 845-8200 • www.aetlab.com
A KYZER LABS COMPANY

NV5	AETL Job Number:	BBK0208	Site:	30237 Morning View Drive Malibu, CA 90265
3777 Long Beach Boulevard, Annex Building	Project Number:	SMSD-20-9850		
Long Beach, CA 90807	Attention:	Jonathan Barkman		
	Project Name:	Juan Cabrillo Elementary School	Reported:	11/20/2020 09:57

Analytical Results

Client ID: D-44
Lab ID: BBK0208-54 (Solid) **Sampled:** 11/10/20 8:40

PCBs

Method: EPA 8082

Analyte	Result	Qualifier	Dilution	MDL	RL	Units	Prepared Date/Time	Analyzed Date/Time	Batch	Analyst Initials	Prep. Method
Aroclor-1016 (PCB-1016)	ND		5	200	500	ug/kg	11/17/20 08:56	11/18/20 15:38	B0K0475	ATS	3540C
Aroclor-1221 (PCB-1221)	ND		5	200	500	ug/kg	11/17/20 08:56	11/18/20 15:38	B0K0475	ATS	3540C
Aroclor-1232 (PCB-1232)	ND		5	200	500	ug/kg	11/17/20 08:56	11/18/20 15:38	B0K0475	ATS	3540C
Aroclor-1242 (PCB-1242)	ND		5	200	500	ug/kg	11/17/20 08:56	11/18/20 15:38	B0K0475	ATS	3540C
Aroclor-1248 (PCB-1248)	ND		5	200	500	ug/kg	11/17/20 08:56	11/18/20 15:38	B0K0475	ATS	3540C
Aroclor-1254 (PCB-1254)	ND		5	200	500	ug/kg	11/17/20 08:56	11/18/20 15:38	B0K0475	ATS	3540C
Aroclor-1260 (PCB-1260)	ND		5	200	500	ug/kg	11/17/20 08:56	11/18/20 15:38	B0K0475	ATS	3540C
Aroclor-1262 (PCB-1262)	ND		5	200	500	ug/kg	11/17/20 08:56	11/18/20 15:38	B0K0475	ATS	3540C
Aroclor-1268 (PCB-1268)	ND		5	200	500	ug/kg	11/17/20 08:56	11/18/20 15:38	B0K0475	ATS	3540C
	Recovery				Acceptance Criteria						
Surrogate: Decachlorobiphenyl	*57.2%*				*30-150*		11/17/20 08:56	*11/18/20 15:38*	B0K0475	*ATS*	3540C
Surrogate: Tetrachloro-m-xylene	*87.3%*				*30-150*		11/17/20 08:56	*11/18/20 15:38*	B0K0475	*ATS*	3540C

The contents of this report apply to the sample(s) analyzed in accordance with the chain of custody document.
No duplication of this report is allowed, except in its entirety without written approval of the laboratory.

NV5	AETL Job Number:	BBK0208	Site:	30237 Morning View Drive	
3777 Long Beach Boulevard, Annex Building	Project Number:	SMSD-20-9850		Malibu, CA 90265	
Long Beach, CA 90807	Attention:	Jonathan Barkman			
	Project Name:	Juan Cabrillo Elementary School	Reported:	11/20/2020 09:57	

Analytical Results

Client ID: **D-45**
Lab ID: **BBK0208-55 (Solid)** **Sampled:** **11/10/20 8:50**

Analyte	Result	Qualifier	Dilution	MDL	RL	Units	Prepared Date/Time	Analyzed Date/Time	Batch	Analyst Initials	Prep. Method
PCBs											
Method: EPA 8082											
Aroclor-1016 (PCB-1016)	ND		10	400	1000	ug/kg	11/17/20 08:56	11/18/20 15:58	B0K0475	ATS	3540C
Aroclor-1221 (PCB-1221)	ND		10	400	1000	ug/kg	11/17/20 08:56	11/18/20 15:58	B0K0475	ATS	3540C
Aroclor-1232 (PCB-1232)	ND		10	400	1000	ug/kg	11/17/20 08:56	11/18/20 15:58	B0K0475	ATS	3540C
Aroclor-1242 (PCB-1242)	ND		10	400	1000	ug/kg	11/17/20 08:56	11/18/20 15:58	B0K0475	ATS	3540C
Aroclor-1248 (PCB-1248)	ND		10	400	1000	ug/kg	11/17/20 08:56	11/18/20 15:58	B0K0475	ATS	3540C
Aroclor-1254 (PCB-1254)	ND		10	400	1000	ug/kg	11/17/20 08:56	11/18/20 15:58	B0K0475	ATS	3540C
Aroclor-1260 (PCB-1260)	ND		10	400	1000	ug/kg	11/17/20 08:56	11/18/20 15:58	B0K0475	ATS	3540C
Aroclor-1262 (PCB-1262)	ND		10	400	1000	ug/kg	11/17/20 08:56	11/18/20 15:58	B0K0475	ATS	3540C
Aroclor-1268 (PCB-1268)	ND		10	400	1000	ug/kg	11/17/20 08:56	11/18/20 15:58	B0K0475	ATS	3540C
	Recovery				Acceptance Criteria						
Surrogate: Decachlorobiphenyl	*47.3%*				*30-150*		11/17/20 08:56	*11/18/20 15:58*	B0K0475	*ATS*	3540C
Surrogate: Tetrachloro-m-xylene	*57.4%*				*30-150*		11/17/20 08:56	*11/18/20 15:58*	B0K0475	*ATS*	3540C

The contents of this report apply to the sample(s) analyzed in accordance with the chain of custody document.
No duplication of this report is allowed, except in its entirety without written approval of the laboratory.

AMERICAN ENVIRONMENTAL TESTING LABORATORY
2834 North Naomi Street Burbank, CA 91504 • ELAP# 1541 & 2402 • LACSD# 10181
TEL (888) 288-AETL • (818) 845-8200 • www.aetlab.com
A KYZER LABS COMPANY

NV5	AETL Job Number:	BBK0208	Site:	30237 Morning View Drive Malibu, CA 90265
3777 Long Beach Boulevard, Annex Building	Project Number:	SMSD-20-9850		
Long Beach, CA 90807	Attention:	Jonathan Barkman		
	Project Name:	Juan Cabrillo Elementary School	Reported:	11/20/2020 09:57

Analytical Results

Client ID: **D-46**
Lab ID: **BBK0208-56 (Solid)** **Sampled:** **11/10/20 8:55**

PCBs

Method: EPA 8082

Analyte	Result	Qualifier	Dilution	MDL	RL	Units	Prepared Date/Time	Analyzed Date/Time	Batch	Analyst Initials	Prep. Method
Aroclor-1016 (PCB-1016)	ND		10	200	500	ug/kg	11/17/20 08:56	11/18/20 16:17	B0K0475	ATS	3540C
Aroclor-1221 (PCB-1221)	ND		10	200	500	ug/kg	11/17/20 08:56	11/18/20 16:17	B0K0475	ATS	3540C
Aroclor-1232 (PCB-1232)	ND		10	200	500	ug/kg	11/17/20 08:56	11/18/20 16:17	B0K0475	ATS	3540C
Aroclor-1242 (PCB-1242)	ND		10	200	500	ug/kg	11/17/20 08:56	11/18/20 16:17	B0K0475	ATS	3540C
Aroclor-1248 (PCB-1248)	ND		10	200	500	ug/kg	11/17/20 08:56	11/18/20 16:17	B0K0475	ATS	3540C
Aroclor-1254 (PCB-1254)	ND		10	200	500	ug/kg	11/17/20 08:56	11/18/20 16:17	B0K0475	ATS	3540C
Aroclor-1260 (PCB-1260)	ND		10	200	500	ug/kg	11/17/20 08:56	11/18/20 16:17	B0K0475	ATS	3540C
Aroclor-1262 (PCB-1262)	ND		10	200	500	ug/kg	11/17/20 08:56	11/18/20 16:17	B0K0475	ATS	3540C
Aroclor-1268 (PCB-1268)	ND		10	200	500	ug/kg	11/17/20 08:56	11/18/20 16:17	B0K0475	ATS	3540C
	Recovery				Acceptance Criteria						
Surrogate: Decachlorobiphenyl	*70.3%*				*30-150*		11/17/20 08:56	*11/18/20 16:17*	B0K0475	*ATS*	3540C
Surrogate: Tetrachloro-m-xylene	*54.8%*				*30-150*		11/17/20 08:56	*11/18/20 16:17*	B0K0475	*ATS*	3540C

The contents of this report apply to the sample(s) analyzed in accordance with the chain of custody document.
No duplication of this report is allowed, except in its entirety without written approval of the laboratory.

AMERICAN ENVIRONMENTAL TESTING LABORATORY
2834 North Naomi Street Burbank, CA 91504 • ELAP# 1541 & 2402 • LACSD# 10181
TEL (888) 288-AETL • (818) 845-8200 • www.aetlab.com
A KYZER LABS COMPANY

NV5	AETL Job Number:	BBK0208	Site:	30237 Morning View Drive Malibu, CA 90265
3777 Long Beach Boulevard, Annex Building	Project Number:	SMSD-20-9850		
Long Beach, CA 90807	Attention:	Jonathan Barkman		
	Project Name:	Juan Cabrillo Elementary School	Reported:	11/20/2020 09:57

Analytical Results

Client ID: **D-47**
Lab ID: **BBK0208-57 (Solid)** **Sampled:** **11/10/20 9:00**

Analyte	Result	Qualifier	Dilution	MDL	RL	Units	Prepared Date/Time	Analyzed Date/Time	Batch	Analyst Initials	Prep. Method
PCBs											
Method: EPA 8082											
Aroclor-1016 (PCB-1016)	ND		10	200	500	ug/kg	11/17/20 08:56	11/18/20 16:37	B0K0475	ATS	3540C
Aroclor-1221 (PCB-1221)	ND		10	200	500	ug/kg	11/17/20 08:56	11/18/20 16:37	B0K0475	ATS	3540C
Aroclor-1232 (PCB-1232)	ND		10	200	500	ug/kg	11/17/20 08:56	11/18/20 16:37	B0K0475	ATS	3540C
Aroclor-1242 (PCB-1242)	ND		10	200	500	ug/kg	11/17/20 08:56	11/18/20 16:37	B0K0475	ATS	3540C
Aroclor-1248 (PCB-1248)	ND		10	200	500	ug/kg	11/17/20 08:56	11/18/20 16:37	B0K0475	ATS	3540C
Aroclor-1254 (PCB-1254)	ND		10	200	500	ug/kg	11/17/20 08:56	11/18/20 16:37	B0K0475	ATS	3540C
Aroclor-1260 (PCB-1260)	ND		10	200	500	ug/kg	11/17/20 08:56	11/18/20 16:37	B0K0475	ATS	3540C
Aroclor-1262 (PCB-1262)	ND		10	200	500	ug/kg	11/17/20 08:56	11/18/20 16:37	B0K0475	ATS	3540C
Aroclor-1268 (PCB-1268)	ND		10	200	500	ug/kg	11/17/20 08:56	11/18/20 16:37	B0K0475	ATS	3540C
	Recovery				Acceptance Criteria						
Surrogate: Decachlorobiphenyl	*67.9%*				*30-150*		11/17/20 08:56	*11/18/20 16:37*	B0K0475	*ATS*	3540C
Surrogate: Tetrachloro-m-xylene	*73.9%*				*30-150*		11/17/20 08:56	*11/18/20 16:37*	B0K0475	*ATS*	3540C

The contents of this report apply to the sample(s) analyzed in accordance with the chain of custody document.
No duplication of this report is allowed, except in its entirety without written approval of the laboratory.

AMERICAN ENVIRONMENTAL TESTING LABORATORY
2834 North Naomi Street Burbank, CA 91504 • ELAP# 1541 & 2402 • LACSD# 10181
TEL (888) 288-AETL • (818) 845-8200 • www.aetlab.com
A KYZER LABS COMPANY

NV5	AETL Job Number:	BBK0208	Site:	30237 Morning View Drive Malibu, CA 90265
3777 Long Beach Boulevard, Annex Building	Project Number:	SMSD-20-9850		
Long Beach, CA 90807	Attention:	Jonathan Barkman		
	Project Name:	Juan Cabrillo Elementary School	Reported:	11/20/2020 09:57

Analytical Results

Client ID: **D-48**
Lab ID: **BBK0208-58 (Solid)** **Sampled:** **11/10/20 9:10**

PCBs

Method: EPA 8082

Analyte	Result	Qualifier	Dilution	MDL	RL	Units	Prepared Date/Time	Analyzed Date/Time	Batch	Analyst Initials	Prep. Method
Aroclor-1016 (PCB-1016)	ND		10	200	500	ug/kg	11/17/20 08:56	11/18/20 16:56	B0K0475	ATS	3540C
Aroclor-1221 (PCB-1221)	ND		10	200	500	ug/kg	11/17/20 08:56	11/18/20 16:56	B0K0475	ATS	3540C
Aroclor-1232 (PCB-1232)	ND		10	200	500	ug/kg	11/17/20 08:56	11/18/20 16:56	B0K0475	ATS	3540C
Aroclor-1242 (PCB-1242)	ND		10	200	500	ug/kg	11/17/20 08:56	11/18/20 16:56	B0K0475	ATS	3540C
Aroclor-1248 (PCB-1248)	ND		10	200	500	ug/kg	11/17/20 08:56	11/18/20 16:56	B0K0475	ATS	3540C
Aroclor-1254 (PCB-1254)	ND		10	200	500	ug/kg	11/17/20 08:56	11/18/20 16:56	B0K0475	ATS	3540C
Aroclor-1260 (PCB-1260)	ND		10	200	500	ug/kg	11/17/20 08:56	11/18/20 16:56	B0K0475	ATS	3540C
Aroclor-1262 (PCB-1262)	ND		10	200	500	ug/kg	11/17/20 08:56	11/18/20 16:56	B0K0475	ATS	3540C
Aroclor-1268 (PCB-1268)	ND		10	200	500	ug/kg	11/17/20 08:56	11/18/20 16:56	B0K0475	ATS	3540C
	Recovery				Acceptance Criteria						
Surrogate: Decachlorobiphenyl	*59.9%*				*30-150*		11/17/20 08:56	*11/18/20 16:56*	B0K0475	*ATS*	3540C
Surrogate: Tetrachloro-m-xylene	*112%*				*30-150*		11/17/20 08:56	*11/18/20 16:56*	B0K0475	*ATS*	3540C

The contents of this report apply to the sample(s) analyzed in accordance with the chain of custody document.
No duplication of this report is allowed, except in its entirety without written approval of the laboratory.

AMERICAN ENVIRONMENTAL TESTING LABORATORY
2834 North Naomi Street Burbank, CA 91504 • ELAP# 1541 & 2402 • LACSD# 10181
TEL (888) 288-AETL • (818) 845-8200 • www.aetlab.com
A KYZER LABS COMPANY

NV5	AETL Job Number:	BBK0208	Site:	30237 Morning View Drive Malibu, CA 90265
3777 Long Beach Boulevard, Annex Building	Project Number:	SMSD-20-9850		
Long Beach, CA 90807	Attention:	Jonathan Barkman		
	Project Name:	Juan Cabrillo Elementary School	Reported:	11/20/2020 09:57

Analytical Results

Client ID: **F-16**
Lab ID: **BBK0208-59 (Solid)** **Sampled:** **11/10/20 9:30**

Analyte	Result	Qualifier	Dilution	MDL	RL	Units	Prepared Date/Time	Analyzed Date/Time	Batch	Analyst Initials	Prep. Method
PCBs											
Method: EPA 8082											
Aroclor-1016 (PCB-1016)	ND		5	200	500	ug/kg	11/17/20 08:56	11/18/20 17:35	B0K0475	ATS	3540C
Aroclor-1221 (PCB-1221)	ND		5	200	500	ug/kg	11/17/20 08:56	11/18/20 17:35	B0K0475	ATS	3540C
Aroclor-1232 (PCB-1232)	ND		5	200	500	ug/kg	11/17/20 08:56	11/18/20 17:35	B0K0475	ATS	3540C
Aroclor-1242 (PCB-1242)	ND		5	200	500	ug/kg	11/17/20 08:56	11/18/20 17:35	B0K0475	ATS	3540C
Aroclor-1248 (PCB-1248)	ND		5	200	500	ug/kg	11/17/20 08:56	11/18/20 17:35	B0K0475	ATS	3540C
Aroclor-1254 (PCB-1254)	ND		5	200	500	ug/kg	11/17/20 08:56	11/18/20 17:35	B0K0475	ATS	3540C
Aroclor-1260 (PCB-1260)	ND		5	200	500	ug/kg	11/17/20 08:56	11/18/20 17:35	B0K0475	ATS	3540C
Aroclor-1262 (PCB-1262)	ND		5	200	500	ug/kg	11/17/20 08:56	11/18/20 17:35	B0K0475	ATS	3540C
Aroclor-1268 (PCB-1268)	ND		5	200	500	ug/kg	11/17/20 08:56	11/18/20 17:35	B0K0475	ATS	3540C
	Recovery				Acceptance Criteria						
Surrogate: Decachlorobiphenyl	*68.4%*				*30-150*		11/17/20 08:56	*11/18/20 17:35*	B0K0475	*ATS*	3540C
Surrogate: Tetrachloro-m-xylene	*69.7%*				*30-150*		11/17/20 08:56	*11/18/20 17:35*	B0K0475	*ATS*	3540C

The contents of this report apply to the sample(s) analyzed in accordance with the chain of custody document.
No duplication of this report is allowed, except in its entirety without written approval of the laboratory.

AMERICAN ENVIRONMENTAL TESTING LABORATORY
2834 North Naomi Street Burbank, CA 91504 • ELAP# 1541 & 2402 • LACSD# 10181
TEL (888) 288-AETL • (818) 845-8200 • www.aetlab.com
A KYZER LABS COMPANY

NV5	AETL Job Number:	BBK0208	Site:	30237 Morning View Drive Malibu, CA 90265
3777 Long Beach Boulevard, Annex Building	Project Number:	SMSD-20-9850		
Long Beach, CA 90807	Attention:	Jonathan Barkman		
	Project Name:	Juan Cabrillo Elementary School	Reported:	11/20/2020 09:57

Analytical Results

Client ID: **F-17**
Lab ID: **BBK0208-60 (Solid)** **Sampled:** **11/10/20 9:40**

Analyte	Result	Qualifier	Dilution	MDL	RL	Units	Prepared Date/Time	Analyzed Date/Time	Batch	Analyst Initials	Prep. Method
PCBs											
Method: EPA 8082											
Aroclor-1016 (PCB-1016)	ND		10	400	1000	ug/kg	11/17/20 08:56	11/18/20 17:54	B0K0475	ATS	3540C
Aroclor-1221 (PCB-1221)	ND		10	400	1000	ug/kg	11/17/20 08:56	11/18/20 17:54	B0K0475	ATS	3540C
Aroclor-1232 (PCB-1232)	ND		10	400	1000	ug/kg	11/17/20 08:56	11/18/20 17:54	B0K0475	ATS	3540C
Aroclor-1242 (PCB-1242)	ND		10	400	1000	ug/kg	11/17/20 08:56	11/18/20 17:54	B0K0475	ATS	3540C
Aroclor-1248 (PCB-1248)	ND		10	400	1000	ug/kg	11/17/20 08:56	11/18/20 17:54	B0K0475	ATS	3540C
Aroclor-1254 (PCB-1254)	ND		10	400	1000	ug/kg	11/17/20 08:56	11/18/20 17:54	B0K0475	ATS	3540C
Aroclor-1260 (PCB-1260)	ND		10	400	1000	ug/kg	11/17/20 08:56	11/18/20 17:54	B0K0475	ATS	3540C
Aroclor-1262 (PCB-1262)	ND		10	400	1000	ug/kg	11/17/20 08:56	11/18/20 17:54	B0K0475	ATS	3540C
Aroclor-1268 (PCB-1268)	ND		10	400	1000	ug/kg	11/17/20 08:56	11/18/20 17:54	B0K0475	ATS	3540C
	Recovery				Acceptance Criteria						
Surrogate: Decachlorobiphenyl	*78.9%*				*30-150*		11/17/20 08:56	*11/18/20 17:54*	B0K0475	*ATS*	3540C
Surrogate: Tetrachloro-m-xylene	*65.2%*				*30-150*		11/17/20 08:56	*11/18/20 17:54*	B0K0475	*ATS*	3540C

The contents of this report apply to the sample(s) analyzed in accordance with the chain of custody document.
No duplication of this report is allowed, except in its entirety without written approval of the laboratory.

AMERICAN ENVIRONMENTAL TESTING LABORATORY
2834 North Naomi Street Burbank, CA 91504 • ELAP# 1541 & 2402 • LACSD# 10181
TEL (888) 288-AETL • (818) 845-8200 • www.aetlab.com
A KYZER LABS COMPANY

NV5	AETL Job Number:	BBK0208	Site:	30237 Morning View Drive
3777 Long Beach Boulevard, Annex Building	Project Number:	SMSD-20-9850		Malibu, CA 90265
Long Beach, CA 90807	Attention:	Jonathan Barkman		
	Project Name:	Juan Cabrillo Elementary School	Reported:	11/20/2020 09:57

Quality Control Results

PCBs (EPA 8082)

Analyte	Result	MDL	RL	Units	Spike Level	Source Result	%REC	%REC Limits	RPD	RPD Limit	Qualifier
Batch: B0K0433 - 3540C					**Prepared: 11/16/2020 10:14**						
Method Blank (B0K0433-BLK1)					**Analyzed: 11/17/2020 13:23**						
Aroclor-1016 (PCB-1016)	ND	4.00	10.0	ug/kg							
Aroclor-1221 (PCB-1221)	ND	4.00	10.0	ug/kg							
Aroclor-1232 (PCB-1232)	ND	4.00	10.0	ug/kg							
Aroclor-1242 (PCB-1242)	ND	4.00	10.0	ug/kg							
Aroclor-1248 (PCB-1248)	ND	4.00	10.0	ug/kg							
Aroclor-1254 (PCB-1254)	ND	4.00	10.0	ug/kg							
Aroclor-1260 (PCB-1260)	ND	4.00	10.0	ug/kg							
Aroclor-1262 (PCB-1262)	ND	4.00	10.0	ug/kg							
Aroclor-1268 (PCB-1268)	ND	4.00	10.0	ug/kg							
Surrogate: Decachlorobiphenyl	*19.8*			*ug/kg*	*25.0*		*79.3*	*30-150*			
Surrogate: Tetrachloro-m-xylene	*21.4*			*ug/kg*	*25.0*		*85.7*	*30-150*			

The contents of this report apply to the sample(s) analyzed in accordance with the chain of custody document.
No duplication of this report is allowed, except in its entirety without written approval of the laboratory.

AMERICAN ENVIRONMENTAL TESTING LABORATORY
2834 North Naomi Street Burbank, CA 91504 • ELAP# 1541 & 2402 • LACSD# 10181
TEL (888) 288-AETL • (818) 845-8200 • www.aetlab.com
A KYZER LABS COMPANY

NV5	AETL Job Number:	BBK0208	Site:	30237 Morning View Drive
3777 Long Beach Boulevard, Annex Building	Project Number:	SMSD-20-9850		Malibu, CA 90265
Long Beach, CA 90807	Attention:	Jonathan Barkman		
	Project Name:	Juan Cabrillo Elementary School	Reported:	11/20/2020 09:57

Quality Control Results

PCBs (EPA 8082)

Analyte	Result	MDL	RL	Units	Spike Level	Source Result	%REC	%REC Limits	RPD	RPD Limit	Qualifier
Batch: B0K0433 - 3540C (Continued)					**Prepared: 11/16/2020 10:14**						
LCS (B0K0433-BS1)					**Analyzed: 11/17/2020 12:45**						
Aroclor-1016 (PCB-1016)	473	4.00	10.0	ug/kg	500		94.6	50-150			
Aroclor-1260 (PCB-1260)	430	4.00	10.0	ug/kg	500		86.0	50-150			
Surrogate: Decachlorobiphenyl	*17.2*			*ug/kg*	*25.0*		*68.7*	*30-150*			
Surrogate: Tetrachloro-m-xylene	*22.6*			*ug/kg*	*25.0*		*90.4*	*30-150*			
LCSD (B0K0433-BSD1)					**Analyzed: 11/17/2020 13:04**						
Aroclor-1016 (PCB-1016)	433	4.00	10.0	ug/kg	500		86.5	50-150	8.96	40	
Aroclor-1260 (PCB-1260)	397	4.00	10.0	ug/kg	500		79.4	50-150	7.91	40	
Surrogate: Decachlorobiphenyl	*29.8*			*ug/kg*	*25.0*		*119*	*30-150*			
Surrogate: Tetrachloro-m-xylene	*24.1*			*ug/kg*	*25.0*		*96.4*	*30-150*			
Batch: B0K0468 - 3540C					**Prepared: 11/16/2020 13:33**						
Method Blank (B0K0468-BLK1)					**Analyzed: 11/17/2020 22:07**						
Aroclor-1016 (PCB-1016)	ND	8.00	20.0	ug/kg							
Aroclor-1221 (PCB-1221)	ND	8.00	20.0	ug/kg							
Aroclor-1232 (PCB-1232)	ND	8.00	20.0	ug/kg							
Aroclor-1242 (PCB-1242)	ND	8.00	20.0	ug/kg							
Aroclor-1248 (PCB-1248)	ND	8.00	20.0	ug/kg							
Aroclor-1254 (PCB-1254)	ND	8.00	20.0	ug/kg							
Aroclor-1260 (PCB-1260)	ND	8.00	20.0	ug/kg							
Aroclor-1262 (PCB-1262)	ND	8.00	20.0	ug/kg							
Aroclor-1268 (PCB-1268)	ND	8.00	20.0	ug/kg							
Surrogate: Decachlorobiphenyl	*26.4*			*ug/kg*	*25.0*		*106*	*30-150*			
Surrogate: Tetrachloro-m-xylene	*19.9*			*ug/kg*	*25.0*		*79.5*	*30-150*			

The contents of this report apply to the sample(s) analyzed in accordance with the chain of custody document.
No duplication of this report is allowed, except in its entirety without written approval of the laboratory.

AMERICAN ENVIRONMENTAL TESTING LABORATORY
2834 North Naomi Street Burbank, CA 91504 • ELAP# 1541 & 2402 • LACSD# 10181
TEL (888) 288-AETL • (818) 845-8200 • www.aetlab.com
A KYZER LABS COMPANY

NV5	AETL Job Number:	BBK0208	Site:	30237 Morning View Drive
3777 Long Beach Boulevard, Annex Building	Project Number:	SMSD-20-9850		Malibu, CA 90265
Long Beach, CA 90807	Attention:	Jonathan Barkman		
	Project Name:	Juan Cabrillo Elementary School	Reported:	11/20/2020 09:57

Quality Control Results

PCBs (EPA 8082)

Analyte	Result	MDL	RL	Units	Spike Level	Source Result	%REC	%REC Limits	RPD	RPD Limit	Qualifier
Batch: B0K0468 - 3540C (Continued)					**Prepared: 11/16/2020 13:33**						
LCS (B0K0468-BS1)					**Analyzed: 11/17/2020 21:28**						
Aroclor-1016 (PCB-1016)	488	8.00	20.0	ug/kg	500		97.7	50-150			
Aroclor-1260 (PCB-1260)	426	8.00	20.0	ug/kg	500		85.3	50-150			
Surrogate: Decachlorobiphenyl	*15.7*			*ug/kg*	*25.0*		*62.9*	*30-150*			
Surrogate: Tetrachloro-m-xylene	*18.7*			*ug/kg*	*25.0*		*74.8*	*30-150*			
LCSD (B0K0468-BSD1)					**Analyzed: 11/17/2020 21:48**						
Aroclor-1016 (PCB-1016)	636	8.00	20.0	ug/kg	500		127	50-150	26.2	40	
Aroclor-1260 (PCB-1260)	369	8.00	20.0	ug/kg	500		73.9	50-150	14.3	40	
Surrogate: Decachlorobiphenyl	*18.1*			*ug/kg*	*25.0*		*72.4*	*30-150*			
Surrogate: Tetrachloro-m-xylene	*23.9*			*ug/kg*	*25.0*		*95.7*	*30-150*			
Batch: B0K0475 - 3540C					**Prepared: 11/17/2020 08:56**						
Method Blank (B0K0475-BLK1)					**Analyzed: 11/18/2020 10:27**						
Aroclor-1016 (PCB-1016)	ND	4.00	10.0	ug/kg							
Aroclor-1221 (PCB-1221)	ND	4.00	10.0	ug/kg							
Aroclor-1232 (PCB-1232)	ND	4.00	10.0	ug/kg							
Aroclor-1242 (PCB-1242)	ND	4.00	10.0	ug/kg							
Aroclor-1248 (PCB-1248)	ND	4.00	10.0	ug/kg							
Aroclor-1254 (PCB-1254)	ND	4.00	10.0	ug/kg							
Aroclor-1260 (PCB-1260)	ND	4.00	10.0	ug/kg							
Aroclor-1262 (PCB-1262)	ND	4.00	10.0	ug/kg							
Aroclor-1268 (PCB-1268)	ND	4.00	10.0	ug/kg							
Surrogate: Decachlorobiphenyl	*15.8*			*ug/kg*	*25.0*		*63.4*	*30-150*			
Surrogate: Tetrachloro-m-xylene	*24.8*			*ug/kg*	*25.0*		*99.0*	*30-150*			

The contents of this report apply to the sample(s) analyzed in accordance with the chain of custody document.
No duplication of this report is allowed, except in its entirety without written approval of the laboratory.

AMERICAN ENVIRONMENTAL TESTING LABORATORY
2834 North Naomi Street Burbank, CA 91504 • ELAP# 1541 & 2402 • LACSD# 10181
TEL (888) 288-AETL • (818) 845-8200 • www.aetlab.com
A KYZER LABS COMPANY

NV5	AETL Job Number:	BBK0208	Site:	30237 Morning View Drive
3777 Long Beach Boulevard, Annex Building	Project Number:	SMSD-20-9850		Malibu, CA 90265
Long Beach, CA 90807	Attention:	Jonathan Barkman		
	Project Name:	Juan Cabrillo Elementary School	Reported:	11/20/2020 09:57

Quality Control Results

PCBs (EPA 8082)

Analyte	Result	MDL	RL	Units	Spike Level	Source Result	%REC	%REC Limits	RPD	RPD Limit	Qualifier
Batch: B0K0475 - 3540C (Continued)					**Prepared: 11/17/2020 08:56**						
LCS (B0K0475-BS1)					**Analyzed: 11/18/2020 09:49**						
Aroclor-1016 (PCB-1016)	559	4.00	10.0	ug/kg	500		112	50-150			
Aroclor-1260 (PCB-1260)	380	4.00	10.0	ug/kg	500		76.0	50-150			
Surrogate: Decachlorobiphenyl	*14.9*			*ug/kg*	*25.0*		*59.6*	*30-150*			
Surrogate: Tetrachloro-m-xylene	*23.4*			*ug/kg*	*25.0*		*93.6*	*30-150*			
LCSD (B0K0475-BSD1)					**Analyzed: 11/18/2020 10:08**						
Aroclor-1016 (PCB-1016)	488	4.00	10.0	ug/kg	500		97.6	50-150	13.7	40	
Aroclor-1260 (PCB-1260)	355	4.00	10.0	ug/kg	500		71.1	50-150	6.69	40	
Surrogate: Decachlorobiphenyl	*16.8*			*ug/kg*	*25.0*		*67.3*	*30-150*			
Surrogate: Tetrachloro-m-xylene	*25.8*			*ug/kg*	*25.0*		*103*	*30-150*			

The contents of this report apply to the sample(s) analyzed in accordance with the chain of custody document.
No duplication of this report is allowed, except in its entirety without written approval of the laboratory.

AMERICAN ENVIRONMENTAL TESTING LABORATORY
2834 North Naomi Street Burbank, CA 91504 • ELAP# 1541 & 2402 • LACSD# 10181
TEL (888) 288-AETL • (818) 845-8200 • www.aetlab.com
A KYZER LABS COMPANY

NV5	AETL Job Number:	BBK0208	Site:	30237 Morning View Drive
3777 Long Beach Boulevard, Annex Building	Project Number:	SMSD-20-9850		Malibu, CA 90265
Long Beach, CA 90807	Attention:	Jonathan Barkman		
	Project Name:	Juan Cabrillo Elementary School	Reported:	11/20/2020 09:57

Qualifiers and Definitions

Item	Qualifiers
S6	Surrogate recovery is outside control limits due to matrix interference.

Item	Definitions
% wt	Percent Weight
%REC	Percent Recovery
°C	Degrees Celsius
AETL	American Environmental Testing Laboratory, LLC
C	Carbon
CARB	California Air Resources Board
COC	Chain of Custody
DRO	Diesel Range Organics
Dup	Duplicate
ELAP	Environmental Laboratory Accreditation Program
EPA	Environmental Protection Agency
GRO	Gasoline Range Organics
HC	Hydrocarbon
LACSD	Los Angeles County Sanitation Districts
LCS	Laboratory Control Sample - A sample matrix, free from the analytes of interest, spiked with verified known amounts of analytes.
LCSD	Laboratory Control Sample Duplicate - A replicate of Laboratory Control Sample.
LOQ	Limit of Quantitation
MDL	Method Detection Limit - The minimum measured concentration of a substance that can be reported with 99% confidence. MDL is statistically derived number which is specific for each instrument, each method and each compound.
mg/kg	Miligrams per Kilogram
mg/L	Miligrams per Liter
MRO	Motor oil Range Organics
MS	Matrix Spike - A sample prepared, taken through all sample preparation and analytical steps of the procedure and analyzed as an independent test results.
MSD	Matrix Spike Duplicate - A replicate of Matrix Spike Sample.
N	No
ND	Analyte is not detected below Method Detection Limit.
ng/m3	Nanograms per cubic meter
NIOSH	National Institute for Occupational Safety and Health
nL/L	Nanoliters per Liter
NTU	Nephelometric Turbidity Units
Ohm-cm	Ohms per centimeter
OSHA	Occupational Safety and Health Administration
PCB	Polychlorinated Biphenyl

The contents of this report apply to the sample(s) analyzed in accordance with the chain of custody document.
No duplication of this report is allowed, except in its entirety without written approval of the laboratory.

AMERICAN ENVIRONMENTAL TESTING LABORATORY
2834 North Naomi Street Burbank, CA 91504 • ELAP# 1541 & 2402 • LACSD# 10181
TEL (888) 288-AETL • (818) 845-8200 • www.aetlab.com
A KYZER LABS COMPANY

NV5	AETL Job Number:	BBK0208	Site:	30237 Morning View Drive
3777 Long Beach Boulevard, Annex Building	Project Number:	SMSD-20-9850		Malibu, CA 90265
Long Beach, CA 90807	Attention:	Jonathan Barkman		
	Project Name:	Juan Cabrillo Elementary School	Reported:	11/20/2020 09:57

RL	Reporting Limit - The lowest concentration at which an analyte can be detected in a sample and its concentration can be reported with a specified degree of confidence, accuracy and precision. For usage at AETL, RL is equivalant to LOQ.
RPD	Relative Percent Difference
SIM	Selective Ion Monitoring
SPLP	Synthetic Precipitation Leaching Procedure
STLC	Soluble Threshold Limit Concentration
TCLP	Toxicity Characteristic Leaching Procedure
TPH	Total Petroleum Hydrocarbons
TTLC	Total Threshold Limit Concentrations
ug/kg	Micrograms per Kilogram
ug/L	Micrograms per Liter
ug/m3	Micrograms per cubic meter
WET	Waste Extraction Test
Y	Yes
ZHE	Zero Headspace Extraction

The contents of this report apply to the sample(s) analyzed in accordance with the chain of custody document.
No duplication of this report is allowed, except in its entirety without written approval of the laboratory.

AMERICAN ENVIRONMENTAL TESTING LABORATORY
2834 North Naomi Street Burbank, CA 91504 • ELAP# 1541 & 2402 • LACSD# 10181
TEL (888) 288-AETL • (818) 845-8200 • www.aetlab.com
A KYZER LABS COMPANY

January 12, 2021

AETL Job No: BCA0049
Received Date: 01/08/2021
Project Number: SMSD-20-9850

NV5
3777 Long Beach Boulevard, Annex Building
Long Beach, CA 90807
Telephone: (562) 495-5777

Attention: Jonathan Barkman

Project Name: Cabrillo ES PCB
Site: Cabrillo ES

Enclosed please find the results of analyses for samples which were analyzed as specified on the attached chain of custody. If you have any questions concerning this report, please do not hesitate to call.

Checked By: Harriet Torosyan
Harriet Torosyan
Project Manager

Approved By:
Jim Lin
Project Manager

Table of Contents

Client Project Name: Cabrillo Elementary School (SMSD-20-9850)
Work Order Number: BCA0049

1 Cover Letter 1
2 Sample Condition on Receipt 3
3 Chain of Custody 4
4 Cooler Receipt Form 7
5 Case Narrative 8
6 Samples Received 9
7 Positive Hits Summary 19
8 Analytical Results 23
9 Quality Control Results 60
10 Qualifiers and Definitions 63

AMERICAN ENVIRONMENTAL TESTING LABORATORY
2834 North Naomi Street Burbank, CA 91504 • ELAP# 1541 & 2402 • LACSD# 10181
TEL (888) 288-AETL • (818) 845-8200 • www.aetlab.com
A KYZER LABS COMPANY

NV5	AETL Job Number:	BCA0049	Site:	Cabrillo ES
3777 Long Beach Boulevard, Annex Building	Project Number:	SMSD-20-9850		
Long Beach, CA 90807	Attention:	Jonathan Barkman		
	Project Name:	Cabrillo ES PCB	Reported:	01/12/2021 15:34

Sample Condition on Receipt

Cooler ID: Default Cooler **Temperature: 4.0 °C**

Are the COCs Correct	Y		
Labels Legible	Y	Containers In Good Condition	Y
COC/Labels Agree	Y	Samples Preserved Properly	Y
Sufficient Sample Volume	Y	Sufficient Holding Time for all Tests	Y
Sample Labels intact	Y	Received on Ice	Y

The contents of this report apply to the sample(s) analyzed in accordance with the chain of custody document.
No duplication of this report is allowed, except in its entirety without written approval of the laboratory.

AMERICAN ENVIRONMENTAL TESTING LABORATORY
2834 North Naomi Street Burbank, CA 91504 • ELAP# 1541 & 2402 • LACSD# 10181
TEL (888) 288-AETL • (818) 845-8200 • www.aetlab.com
A KYZER LABS COMPANY

CHAIN OF CUSTODY RECORD

COMPANY: NVS
PROJECT MANAGER: Jonathan Barkman
COMPANY ADDRESS: 3777 Long Beach Blvd. Annex Bldg.
PHONE:
EMAIL: Jonathan.Barkman@NVS.com
PROJECT NAME: Cabrillo E.S. PCB
PROJECT #: SMSD-20-9850
SITE NAME AND ADDRESS: Cabrillo E.S. Malibu
PO #:
AETL JOB No. BCA0049

	SAMPLE ID	LAB ID	DATE	TIME	MATRIX	CONTAINER NUMBER/SIZE	PRES.	ANALYSIS REQUESTED: EPA 8082	ANALYSIS REQUESTED: Soxhlet Extraction	TEST INSTRUCTIONS & COMMENTS
1	B-31	BCA0049.31	1-8-21	1320	BULK	1	ICE	X	X	Archive
2	32	BCA0049.32		1330				X	X	
3	33	BCA0049.33		1340				X	X	
4	C-01	BCA0049.34		1350				X	X	
5	02	BCA0049.35		1400				X	X	
6	03	BCA0049.36		1410				X	X	
7	04	BCA0049.37		1420				X	X	
8	05	BCA0049.38		1430				X	X	
9	06	BCA0049.39		1440				X	X	
10	D-01	BCA0049.40		1450				X	X	
11	02	BCA0049.41		1500				X	X	
12	03	BCA0049.42		1510				X	X	
13	04	BCA0049.43		1520				X	X	
14	05	BCA0049.44		1530				X	X	
15	06	BCA0049.45		1540				X	X	

TOTAL NUMBER OF CONTAINERS: 15

BILLING INFORMATION / SPECIAL INSTRUCTIONS

RELINQUISHED BY SAMPLER: 1.	RELINQUISHED BY: 2.	RELINQUISHED BY: 3.
Signature:	Signature:	Signature:
Printed Name: Randy Flores	Printed Name:	Printed Name:
Date: 1-8-21 Time: 1600	Date: Time:	Date: 1-8-21 Time: 1755
RECEIVED BY: 1.	RECEIVED BY: 2.	RECEIVED BY LABORATORY: 3.
Signature:	Signature:	Signature:
Printed Name: Thomas Lobue	Printed Name:	Printed Name: Daryl's Finch
Date: 1-8-21 Time: 1625	Date: Time:	Date: 1/8/21 Time: 1755

TURN AROUND TIME
- [ ] NORMAL
- [ ] SAME DAY RUSH
- [x] NEXT DAY RUSH
- [ ] 2 DAYS RUSH
- [ ] 3 DAYS RUSH
- [ ] 4 DAYS RUSH

DATA DELIVERABLE REQUIRED
- [ ] HARD COPY
- [x] E-COPY
- [ ] GEOTRACKER (GLOBAL ID) _____
- [ ] OTHER (PLEASE SPECIFY) _____

DISTRIBUTION: WHITE - Laboratory, CANARY - Laboratory, PINK - Project/Account Manager, YELLOW - Sampler/Originator

AMERICAN ENVIRONMENTAL TESTING LABORATORY
2834 North Naomi Street Burbank, CA 91504 • ELAP# 1541 & 2402 • LACSD# 10181
TEL (888) 288-AETL • (818) 845-8200 • www.aetlab.com
A KYZER LABS COMPANY

CHAIN OF CUSTODY RECORD

COMPANY: NVS
PROJECT MANAGER: Jonathan Barkman
COMPANY ADDRESS: 3777 Long Beach Blvd. Annex Bldg.
PHONE:
EMAIL: Jonathan.Barkman@NVS.com
PROJECT NAME: Cabrillo ES PCB
PROJECT #: SMSD-20-9850
SITE NAME AND ADDRESS: Cabrillo ES
PO #:

AETL JOB No. BCA00049

	SAMPLE ID	LAB ID	DATE	TIME	MATRIX	CONTAINER NUMBER/SIZE	PRES.	ANALYSIS REQUESTED: EPA 8082	ANALYSIS REQUESTED: SOXHLET EXT.	TEST INSTRUCTIONS & COMMENTS
1	B-01	BCA00049.01	1-8-21	0730	BULK	1	ICE	X	X	
2	02	BCA00049.02		0740				X	X	
3	03	BCA00049.03		0750				X	X	
4	04	BCA00049.04		0800				X	X	
5	05	BCA00049.05		0810				X	X	
6	06	BCA00049.06		0820				X	X	
7	07	BCA00049.07		0825				X	X	
8	08	BCA00049.08		0835				X	X	
9	09	BCA00049.09		0845				X	X	
10	10	BCA00049.10		0900				X	X	
11	11	BCA00049.11		0910				X	X	Archive
12	12	BCA00049.12		0920				X	X	Archive
13	13	BCA00049.13		0930				X	X	
14	14	BCA00049.14		0940				X	X	
15	15	BCA00049.15		0950				X	X	

TOTAL NUMBER OF CONTAINERS: 15

BILLING INFORMATION / SPECIAL INSTRUCTIONS

RELINQUISHED BY SAMPLER: 1.	RELINQUISHED BY: 2.	RELINQUISHED BY: 3.
Signature:	Signature:	Signature:
Printed Name: Randy Flores	Printed Name:	Printed Name:
Date: 1-8-21 Time: 1600	Date: Time:	Date: 1-8-21 Time: 1755
RECEIVED BY: 1.	**RECEIVED BY: 2.**	**RECEIVED BY LABORATORY: 3.**
Signature:	Signature:	Signature:
Printed Name:	Printed Name:	Printed Name: Sergio Pinto
Date: 1-8-21 Time: 1625	Date: Time:	Date: 1/8/21 Time: 1755

TURN AROUND TIME

- [ ] NORMAL
- [ ] SAME DAY RUSH
- [x] NEXT DAY RUSH
- [ ] 2 DAYS RUSH
- [ ] 3 DAYS RUSH
- [ ] 4 DAYS RUSH

DATA DELIVERABLE REQUIRED

- [ ] HARD COPY
- [x] E-COPY
- [ ] GEOTRACKER (GLOBAL ID) _____
- [ ] OTHER (PLEASE SPECIFY) _____

DISTRIBUTION: WHITE - Laboratory, CANARY - Laboratory, PINK - Project/Account Manager, YELLOW - Sampler/Originator

AMERICAN ENVIRONMENTAL TESTING LABORATORY
2834 North Naomi Street Burbank, CA 91504 • ELAP# 1541 & 2402 • LACSD# 10181
TEL (888) 288-AETL • (818) 845-8200 • www.aetlab.com
A KYZER LABS COMPANY

CHAIN OF CUSTODY RECORD

COMPANY: NVS
PROJECT MANAGER: Jonathan Barkman
COMPANY ADDRESS: 3777 Long Beach Blvd. Annex Bldg.
PHONE:
EMAIL: Jonathan.Barkman@NVS.com
PROJECT NAME: Cabrillo ES PCB
PROJECT #: SMSD-20-9850
SITE NAME AND ADDRESS: Cabrillo E.S.
PO #:

AETL JOB No. BCA0049 Page 2 of 3

	SAMPLE ID	LAB ID	DATE	TIME	MATRIX	CONTAINER NUMBER/SIZE	PRES.	ANALYSIS REQUESTED: EPA 8082	ANALYSIS REQUESTED: SOXHLET EXTRACT	TEST INSTRUCTIONS & COMMENTS
1	B-16	BCA0049.16	1-8-21	1000	BULK	1	ICE	X	X	Archive
2	17	BCA0049.17		1010				X	X	Archive
3	18	BCA0049.18		1020				X	X	
4	19	BCA0049.19		1030				X	X	
5	20	BCA0049.20		1040				X	X	
6	21	BCA0049.21		1050				X	X	
7	22	BCA0049.22		1100				X	X	
8	23	BCA0049.23		1200				X	X	Archive
9	24	BCA0049.24		1210				X	X	Archive
10	25	BCA0049.25		1220				X	X	
11	26	BCA0049.26		1230				X	X	
12	27	BCA0049.27		1240				X	X	
13	28	BCA0049.28		1250				X	X	
14	29	BCA0049.29		1300				X	X	
15	30	BCA0049.30		1310				X	X	Archive

TOTAL NUMBER OF CONTAINERS: 15

BILLING INFORMATION / SPECIAL INSTRUCTIONS

RELINQUISHED BY SAMPLER: 1.	RELINQUISHED BY: 2.	RELINQUISHED BY: 3.
Signature:	Signature:	Signature:
Printed Name: Randy Flores	Printed Name:	Printed Name: Thomas Gibson
Date: 1-8-21 Time: 1600	Date: Time:	Date: 1-8-21 Time: 1755
RECEIVED BY: 1.	RECEIVED BY: 2.	RECEIVED BY LABORATORY: 3.
Signature:	Signature:	Signature:
Printed Name: Thomas Gibson	Printed Name:	Printed Name: Sonja Pinch
Date: 1-8-21 Time: 1625	Date: Time:	Date: 1/8/21 Time: 1755

TURN AROUND TIME
- [ ] NORMAL
- [ ] SAME DAY RUSH
- [x] NEXT DAY RUSH
- [ ] 2 DAYS RUSH
- [ ] 3 DAYS RUSH
- [ ] 4 DAYS RUSH

DATA DELIVERABLE REQUIRED
- [ ] HARD COPY
- [x] E-COPY
- [ ] GEOTRACKER (GLOBAL ID) _____
- [ ] OTHER (PLEASE SPECIFY) _____

DISTRIBUTION: WHITE - Laboratory, CANARY - Laboratory, PINK - Project/Account Manager, YELLOW - Sampler/Originator

06/30/2020 REV. 1.0

AMERICAN ENVIRONMENTAL TESTING LABORATORY
2834 N. NAOMI ST. BURBANK, CALIFORNIA 91504 ELAP# 1541 & 2402 LACSD# 10181
TEL (888) 288-AETL (818) 845-8200 FAX (818) 845-8840 www.aetlab.com
A KYZER LABS COMPANY

COOLER RECEIPT FORM

Client Name: NVS

Project Name:

AETL Job Number: BCA09049

Date Received: 1/8/21 Received by: Sergio Pinon

Carrier: ☑ AETL Courier ☐ Client ☐ GSL ☐ FedEx ☐ UPS

☐ Others:

Samples were received in: ☑ Cooler (1) ☐ Other (Specify):

Inside temperature of shipping container No 1: 4°C, No 2: _____, No 3: _____

Type of sample containers: ☐ VOA, ☐ Glass bottles, ☐ Wide mouth jars, ☐ HDPE bottles, ☐ Metal sleeves, ☑ Others (Specify): Baggie

How are samples preserved: ☐ None, ☑ Ice, ☐ Blue Ice, ☐ Dry Ice

☑ None, ☐ HNO_3, ☐ NaOH, ☐ ZnOAc, ☐ HCl, ☐ $Na_2S_2O_3$, ☐ MeOH, ☐ $NaHSO_4$

☐ Other (Specify):

	Yes	No*	N/A	Name, if client was notified.
1. Are the COCs Correct?	✓			
2. Are Sample labels legible & indelible ink?	✓			
3. Do samples match the COC?	✓			
4. Are the required analyses clear?	✓			
5. Is there enough samples for required analysis?	✓			
6. Does cooler or samples have custody seal(s)?			N/A	
7. Are sample containers in good condition?	✓			
8. Are samples preserved?	✓			
9. Are samples preserved properly for the intended analysis?	✓			
10. Are the VOAs free of headspace?			N/A	
11. Are the jars free of headspace?			N/A	
* = see note below. N/A = Not Applicable				

PLEASE NOTE ALL SAMPLES WILL BE DISPOSED OF 30 DAYS AFTER RECEIVING DATE. IF AETL IS INFORMED OTHERWISE, THERE WILL BE A STORAGE CHARGE PER SAMPLE PER MONTH FOR ANY SAMPLE HELD BEYOND 30 DAYS.

***Explain all "No" answers for above questions:**

_____

_____

_____

_____

AMERICAN ENVIRONMENTAL TESTING LABORATORY
2834 North Naomi Street Burbank, CA 91504 • ELAP# 1541 & 2402 • LACSD# 10181
TEL (888) 288-AETL • (818) 845-8200 • www.aetlab.com
A KYZER LABS COMPANY

NV5	AETL Job Number:	BCA0049	Site:	Cabrillo ES
3777 Long Beach Boulevard, Annex Building	Project Number:	SMSD-20-9850		
Long Beach, CA 90807	Attention:	Jonathan Barkman		
	Project Name:	Cabrillo ES PCB	Reported:	01/12/2021 15:34

Case Narrative

The following "Sample Received" Section summarizes the samples received and associated analyses requested as specified on the enclosed chain of custody.

Results as reported by the laboratory apply only to 1) the items tested, 2) as the samples are received, and 3) the accuracy of information provided. Information supplied by the customer that may affect validity of results and may be contained in this report include Project Name/Number, Site Location, Sample Locations, Sampling Dates/Times, Sample ID, Sample Preservation, Sample Matrix, Sample Properties, Field Blanks, Field Duplicates, Field Spikes, and Site Historical Data.

Accreditation applies only to the test methods listed on each scope of accreditation held by the laboratory; certifications held by the laboratory may not apply to results supplied in this report.

Unless otherwise noted, all results of soil and solid samples are based on wet weight.

No analytical non-conformances were encountered.
Qualifiers are noted in the report.

The contents of this report apply to the sample(s) analyzed in accordance with the chain of custody document.
No duplication of this report is allowed, except in its entirety without written approval of the laboratory.

AMERICAN ENVIRONMENTAL TESTING LABORATORY
2834 North Naomi Street Burbank, CA 91504 • ELAP# 1541 & 2402 • LACSD# 10181
TEL (888) 288-AETL • (818) 845-8200 • www.aetlab.com
A KYZER LABS COMPANY

NV5	AETL Job Number:	BCA0049	Site:	Cabrillo ES
3777 Long Beach Boulevard, Annex Building	Project Number:	SMSD-20-9850		
Long Beach, CA 90807	Attention:	Jonathan Barkman		
	Project Name:	Cabrillo ES PCB	Reported:	01/12/2021 15:34

Samples Received

AETL received the following samples on 01/08/2021 with the following specifications

Project Name: Cabrillo ES
Site:

Client ID		Sample Date
B-1		01/8/2021 7:30
Lab ID	**Matrix**	**Quantity of Containers**
BCA0049-01	Solid	1
Analysis	**Units**	**TAT**
EPA 8082	ug/kg	1

Client ID		Sample Date
B-2		01/8/2021 7:40
Lab ID	**Matrix**	**Quantity of Containers**
BCA0049-02	Solid	1
Analysis	**Units**	**TAT**
EPA 8082	ug/kg	1

Client ID		Sample Date
B-3		01/8/2021 7:50
Lab ID	**Matrix**	**Quantity of Containers**
BCA0049-03	Solid	1
Analysis	**Units**	**TAT**
EPA 8082	ug/kg	1

Client ID		Sample Date
B-4		01/8/2021 8:00
Lab ID	**Matrix**	**Quantity of Containers**
BCA0049-04	Solid	1
Analysis	**Units**	**TAT**
EPA 8082	ug/kg	1

The contents of this report apply to the sample(s) analyzed in accordance with the chain of custody document.
No duplication of this report is allowed, except in its entirety without written approval of the laboratory.

AMERICAN ENVIRONMENTAL TESTING LABORATORY
2834 North Naomi Street Burbank, CA 91504 • ELAP# 1541 & 2402 • LACSD# 10181
TEL (888) 288-AETL • (818) 845-8200 • www.aetlab.com
A KYZER LABS COMPANY

NV5	AETL Job Number:	BCA0049	Site:	Cabrillo ES
3777 Long Beach Boulevard, Annex Building	Project Number:	SMSD-20-9850		
Long Beach, CA 90807	Attention:	Jonathan Barkman		
	Project Name:	Cabrillo ES PCB	Reported:	01/12/2021 15:34

Samples Received

(Continued)

AETL received the following samples on 01/08/2021 with the following specifications

Project Name: Cabrillo ES
Site:

Client ID		Sample Date
B-5		01/8/2021 8:10
Lab ID	**Matrix**	**Quantity of Containers**
BCA0049-05	Solid	1
Analysis	**Units**	**TAT**
EPA 8082	ug/kg	1

Client ID		Sample Date
B-6		01/8/2021 8:20
Lab ID	**Matrix**	**Quantity of Containers**
BCA0049-06	Solid	1
Analysis	**Units**	**TAT**
EPA 8082	ug/kg	1

Client ID		Sample Date
B-7		01/8/2021 8:25
Lab ID	**Matrix**	**Quantity of Containers**
BCA0049-07	Solid	1
Analysis	**Units**	**TAT**
EPA 8082	ug/kg	1

Client ID		Sample Date
B-8		01/8/2021 8:35
Lab ID	**Matrix**	**Quantity of Containers**
BCA0049-08	Solid	1
Analysis	**Units**	**TAT**
EPA 8082	ug/kg	1

The contents of this report apply to the sample(s) analyzed in accordance with the chain of custody document.
No duplication of this report is allowed, except in its entirety without written approval of the laboratory.

NV5	AETL Job Number:	BCA0049	Site:	Cabrillo ES
3777 Long Beach Boulevard, Annex Building	Project Number:	SMSD-20-9850		
Long Beach, CA 90807	Attention:	Jonathan Barkman		
	Project Name:	Cabrillo ES PCB	Reported:	01/12/2021 15:34

Samples Received
(Continued)

AETL received the following samples on 01/08/2021 with the following specifications

Project Name: Cabrillo ES
Site:

Client ID		Sample Date
B-9		01/8/2021 8:45
Lab ID	**Matrix**	**Quantity of Containers**
BCA0049-09	Solid	1
Analysis	**Units**	**TAT**
EPA 8082	ug/kg	1

Client ID		Sample Date
B-12		01/8/2021 9:20
Lab ID	**Matrix**	**Quantity of Containers**
BCA0049-12	Solid	1
Analysis	**Units**	**TAT**
EPA 8082	ug/kg	1

Client ID		Sample Date
B-13		01/8/2021 9:30
Lab ID	**Matrix**	**Quantity of Containers**
BCA0049-13	Solid	1
Analysis	**Units**	**TAT**
EPA 8082	ug/kg	1

Client ID		Sample Date
B-14		01/8/2021 9:40
Lab ID	**Matrix**	**Quantity of Containers**
BCA0049-14	Solid	1
Analysis	**Units**	**TAT**
EPA 8082	ug/kg	1

The contents of this report apply to the sample(s) analyzed in accordance with the chain of custody document.
No duplication of this report is allowed, except in its entirety without written approval of the laboratory.

NV5	AETL Job Number:	BCA0049	Site:	Cabrillo ES
3777 Long Beach Boulevard, Annex Building	Project Number:	SMSD-20-9850		
Long Beach, CA 90807	Attention:	Jonathan Barkman		
	Project Name:	Cabrillo ES PCB	Reported:	01/12/2021 15:34

Samples Received
(Continued)

AETL received the following samples on 01/08/2021 with the following specifications

Project Name: Cabrillo ES
Site:

Client ID		Sample Date
B-15		01/8/2021 9:50
Lab ID	**Matrix**	**Quantity of Containers**
BCA0049-15	Solid	1
Analysis	**Units**	**TAT**
EPA 8082	ug/kg	1

Client ID		Sample Date
B-18		01/8/2021 10:20
Lab ID	**Matrix**	**Quantity of Containers**
BCA0049-18	Solid	1
Analysis	**Units**	**TAT**
EPA 8082	ug/kg	1

Client ID		Sample Date
B-19		01/8/2021 10:30
Lab ID	**Matrix**	**Quantity of Containers**
BCA0049-19	Solid	1
Analysis	**Units**	**TAT**
EPA 8082	ug/kg	1

Client ID		Sample Date
B-20		01/8/2021 10:40
Lab ID	**Matrix**	**Quantity of Containers**
BCA0049-20	Solid	1
Analysis	**Units**	**TAT**
EPA 8082	ug/kg	1

The contents of this report apply to the sample(s) analyzed in accordance with the chain of custody document.
No duplication of this report is allowed, except in its entirety without written approval of the laboratory.

AMERICAN ENVIRONMENTAL TESTING LABORATORY
2834 North Naomi Street Burbank, CA 91504 • ELAP# 1541 & 2402 • LACSD# 10181
TEL (888) 288-AETL • (818) 845-8200 • www.aetlab.com
A KYZER LABS COMPANY

NV5	AETL Job Number:	BCA0049	Site:	Cabrillo ES
3777 Long Beach Boulevard, Annex Building	Project Number:	SMSD-20-9850		
Long Beach, CA 90807	Attention:	Jonathan Barkman		
	Project Name:	Cabrillo ES PCB	Reported:	01/12/2021 15:34

Samples Received

(Continued)

AETL received the following samples on 01/08/2021 with the following specifications

Project Name: Cabrillo ES
Site:

Client ID		Sample Date
B-21		01/8/2021 10:50
Lab ID	**Matrix**	**Quantity of Containers**
BCA0049-21	Solid	1
Analysis	**Units**	**TAT**
EPA 8082	ug/kg	1

Client ID		Sample Date
B-22		01/8/2021 11:00
Lab ID	**Matrix**	**Quantity of Containers**
BCA0049-22	Solid	1
Analysis	**Units**	**TAT**
EPA 8082	ug/kg	1

Client ID		Sample Date
B-25		01/8/2021 12:20
Lab ID	**Matrix**	**Quantity of Containers**
BCA0049-25	Solid	1
Analysis	**Units**	**TAT**
EPA 8082	ug/kg	1

Client ID		Sample Date
B-26		01/8/2021 12:30
Lab ID	**Matrix**	**Quantity of Containers**
BCA0049-26	Solid	1
Analysis	**Units**	**TAT**
EPA 8082	ug/kg	1

The contents of this report apply to the sample(s) analyzed in accordance with the chain of custody document.
No duplication of this report is allowed, except in its entirety without written approval of the laboratory.

NV5	AETL Job Number:	BCA0049	Site:	Cabrillo ES
3777 Long Beach Boulevard, Annex Building	Project Number:	SMSD-20-9850		
Long Beach, CA 90807	Attention:	Jonathan Barkman		
	Project Name:	Cabrillo ES PCB	Reported:	01/12/2021 15:34

Samples Received
(Continued)

AETL received the following samples on 01/08/2021 with the following specifications

Project Name: Cabrillo ES
Site:

Client ID		Sample Date
B-27		01/8/2021 12:40
Lab ID	**Matrix**	**Quantity of Containers**
BCA0049-27	Solid	1
Analysis	**Units**	**TAT**
EPA 8082	ug/kg	1

Client ID		Sample Date
B-28		01/8/2021 12:50
Lab ID	**Matrix**	**Quantity of Containers**
BCA0049-28	Solid	1
Analysis	**Units**	**TAT**
EPA 8082	ug/kg	1

Client ID		Sample Date
B-29		01/8/2021 13:00
Lab ID	**Matrix**	**Quantity of Containers**
BCA0049-29	Solid	1
Analysis	**Units**	**TAT**
EPA 8082	ug/kg	1

Client ID		Sample Date
B-32		01/8/2021 13:30
Lab ID	**Matrix**	**Quantity of Containers**
BCA0049-32	Solid	1
Analysis	**Units**	**TAT**
EPA 8082	ug/kg	1

The contents of this report apply to the sample(s) analyzed in accordance with the chain of custody document.
No duplication of this report is allowed, except in its entirety without written approval of the laboratory.

NV5	AETL Job Number:	BCA0049	Site:	Cabrillo ES
3777 Long Beach Boulevard, Annex Building	Project Number:	SMSD-20-9850		
Long Beach, CA 90807	Attention:	Jonathan Barkman		
	Project Name:	Cabrillo ES PCB	Reported:	01/12/2021 15:34

Samples Received

(Continued)

AETL received the following samples on 01/08/2021 with the following specifications

Project Name: Cabrillo ES
Site:

Client ID		Sample Date
B-33		01/8/2021 13:40
Lab ID	**Matrix**	**Quantity of Containers**
BCA0049-33	Solid	1
Analysis	**Units**	**TAT**
EPA 8082	ug/kg	1

Client ID		Sample Date
C-01		01/8/2021 13:50
Lab ID	**Matrix**	**Quantity of Containers**
BCA0049-34	Solid	1
Analysis	**Units**	**TAT**
EPA 8082	ug/kg	1

Client ID		Sample Date
C-02		01/8/2021 14:00
Lab ID	**Matrix**	**Quantity of Containers**
BCA0049-35	Solid	1
Analysis	**Units**	**TAT**
EPA 8082	ug/kg	1

Client ID		Sample Date
C-03		01/8/2021 14:10
Lab ID	**Matrix**	**Quantity of Containers**
BCA0049-36	Solid	1
Analysis	**Units**	**TAT**
EPA 8082	ug/kg	1

The contents of this report apply to the sample(s) analyzed in accordance with the chain of custody document.
No duplication of this report is allowed, except in its entirety without written approval of the laboratory.

NV5	AETL Job Number:	BCA0049	Site:	Cabrillo ES
3777 Long Beach Boulevard, Annex Building	Project Number:	SMSD-20-9850		
Long Beach, CA 90807	Attention:	Jonathan Barkman		
	Project Name:	Cabrillo ES PCB	Reported:	01/12/2021 15:34

Samples Received
(Continued)

AETL received the following samples on 01/08/2021 with the following specifications

Project Name: Cabrillo ES
Site:

Client ID		Sample Date
C-04		01/8/2021 14:20
Lab ID	**Matrix**	**Quantity of Containers**
BCA0049-37	Solid	1
Analysis	**Units**	**TAT**
EPA 8082	ug/kg	1

Client ID		Sample Date
C-05		01/8/2021 14:30
Lab ID	**Matrix**	**Quantity of Containers**
BCA0049-38	Solid	1
Analysis	**Units**	**TAT**
EPA 8082	ug/kg	1

Client ID		Sample Date
C-06		01/8/2021 14:40
Lab ID	**Matrix**	**Quantity of Containers**
BCA0049-39	Solid	1
Analysis	**Units**	**TAT**
EPA 8082	ug/kg	1

Client ID		Sample Date
D-01		01/8/2021 14:50
Lab ID	**Matrix**	**Quantity of Containers**
BCA0049-40	Solid	1
Analysis	**Units**	**TAT**
EPA 8082	ug/kg	1

The contents of this report apply to the sample(s) analyzed in accordance with the chain of custody document.
No duplication of this report is allowed, except in its entirety without written approval of the laboratory.

NV5	AETL Job Number:	BCA0049	Site:	Cabrillo ES
3777 Long Beach Boulevard, Annex Building	Project Number:	SMSD-20-9850		
Long Beach, CA 90807	Attention:	Jonathan Barkman		
	Project Name:	Cabrillo ES PCB	Reported:	01/12/2021 15:34

Samples Received
(Continued)

AETL received the following samples on 01/08/2021 with the following specifications

Project Name: Cabrillo ES
Site:

Client ID		Sample Date
D-02		01/8/2021 15:00
Lab ID	**Matrix**	**Quantity of Containers**
BCA0049-41	Solid	1
Analysis	**Units**	**TAT**
EPA 8082	ug/kg	1

Client ID		Sample Date
D-03		01/8/2021 15:10
Lab ID	**Matrix**	**Quantity of Containers**
BCA0049-42	Solid	1
Analysis	**Units**	**TAT**
EPA 8082	ug/kg	1

Client ID		Sample Date
D-04		01/8/2021 15:20
Lab ID	**Matrix**	**Quantity of Containers**
BCA0049-43	Solid	1
Analysis	**Units**	**TAT**
EPA 8082	ug/kg	1

Client ID		Sample Date
D-05		01/8/2021 15:30
Lab ID	**Matrix**	**Quantity of Containers**
BCA0049-44	Solid	1
Analysis	**Units**	**TAT**
EPA 8082	ug/kg	1

The contents of this report apply to the sample(s) analyzed in accordance with the chain of custody document.
No duplication of this report is allowed, except in its entirety without written approval of the laboratory.

AMERICAN ENVIRONMENTAL TESTING LABORATORY
2834 North Naomi Street Burbank, CA 91504 • ELAP# 1541 & 2402 • LACSD# 10181
TEL (888) 288-AETL • (818) 845-8200 • www.aetlab.com
A KYZER LABS COMPANY

NV5	AETL Job Number:	BCA0049	Site:	Cabrillo ES
3777 Long Beach Boulevard, Annex Building	Project Number:	SMSD-20-9850		
Long Beach, CA 90807	Attention:	Jonathan Barkman		
	Project Name:	Cabrillo ES PCB	Reported:	01/12/2021 15:34

Samples Received

(Continued)

AETL received the following samples on 01/08/2021 with the following specifications

Project Name: Cabrillo ES
Site:

Client ID		Sample Date
D-06		01/8/2021 15:40
Lab ID	**Matrix**	**Quantity of Containers**
BCA0049-45	Solid	1

Analysis	Units	TAT
EPA 8082	ug/kg	1

Total Number of Samples received: 37

The contents of this report apply to the sample(s) analyzed in accordance with the chain of custody document.
No duplication of this report is allowed, except in its entirety without written approval of the laboratory.

AMERICAN ENVIRONMENTAL TESTING LABORATORY
2834 North Naomi Street Burbank, CA 91504 • ELAP# 1541 & 2402 • LACSD# 10181
TEL (888) 288-AETL • (818) 845-8200 • www.aetlab.com
A KYZER LABS COMPANY

NV5	AETL Job Number:	BCA0049	Site:	Cabrillo ES
3777 Long Beach Boulevard, Annex Building	Project Number:	SMSD-20-9850		
Long Beach, CA 90807	Attention:	Jonathan Barkman		
	Project Name:	Cabrillo ES PCB	Reported:	01/12/2021 15:34

Positive Hits Summary

Lab ID	Client ID				Received
BCA0049-01	B-1				01/08/2021 17:55
Method	Analyte	Result	Qualifier	Unit	Analyzed
EPA 8082	Aroclor-1254 (PCB-1254)	36400		ug/kg	01/11/2021 13:25

Lab ID	Client ID				Received
BCA0049-02	B-2				01/08/2021 17:55
Method	Analyte	Result	Qualifier	Unit	Analyzed
EPA 8082	Aroclor-1254 (PCB-1254)	95800		ug/kg	01/11/2021 13:44

Lab ID	Client ID				Received
BCA0049-03	B-3				01/08/2021 17:55
Method	Analyte	Result	Qualifier	Unit	Analyzed
EPA 8082	Aroclor-1254 (PCB-1254)	25500		ug/kg	01/11/2021 14:03

Lab ID	Client ID				Received
BCA0049-04	B-4				01/08/2021 17:55
Method	Analyte	Result	Qualifier	Unit	Analyzed
EPA 8082	Aroclor-1254 (PCB-1254)	40600		ug/kg	01/11/2021 14:23

Lab ID	Client ID				Received
BCA0049-05	B-5				01/08/2021 17:55
Method	Analyte	Result	Qualifier	Unit	Analyzed
EPA 8082	Aroclor-1254 (PCB-1254)	74100		ug/kg	01/11/2021 14:42

Lab ID	Client ID				Received
BCA0049-06	B-6				01/08/2021 17:55
Method	Analyte	Result	Qualifier	Unit	Analyzed
EPA 8082	Aroclor-1254 (PCB-1254)	80000		ug/kg	01/11/2021 15:01

The contents of this report apply to the sample(s) analyzed in accordance with the chain of custody document.
No duplication of this report is allowed, except in its entirety without written approval of the laboratory.

AMERICAN ENVIRONMENTAL TESTING LABORATORY
2834 North Naomi Street Burbank, CA 91504 • ELAP# 1541 & 2402 • LACSD# 10181
TEL (888) 288-AETL • (818) 845-8200 • www.aetlab.com
A KYZER LABS COMPANY

NV5	AETL Job Number:	BCA0049	Site:	Cabrillo ES
3777 Long Beach Boulevard, Annex Building	Project Number:	SMSD-20-9850		
Long Beach, CA 90807	Attention:	Jonathan Barkman		
	Project Name:	Cabrillo ES PCB	Reported:	01/12/2021 15:34

Positive Hits Summary
(Continued)

Lab ID	Client ID				Received
BCA0049-07	B-7				01/08/2021 17:55
Method	Analyte	Result	Qualifier	Unit	Analyzed
EPA 8082	Aroclor-1254 (PCB-1254)	492000		ug/kg	01/11/2021 15:21

Lab ID	Client ID				Received
BCA0049-08	B-8				01/08/2021 17:55
Method	Analyte	Result	Qualifier	Unit	Analyzed
EPA 8082	Aroclor-1254 (PCB-1254)	1460	J	ug/kg	01/11/2021 15:40

Lab ID	Client ID				Received
BCA0049-09	B-9				01/08/2021 17:55
Method	Analyte	Result	Qualifier	Unit	Analyzed
EPA 8082	Aroclor-1254 (PCB-1254)	1300		ug/kg	01/11/2021 16:18

Lab ID	Client ID				Received
BCA0049-12	B-12				01/08/2021 17:55
Method	Analyte	Result	Qualifier	Unit	Analyzed
EPA 8082	Aroclor-1254 (PCB-1254)	914		ug/kg	01/11/2021 16:38

Lab ID	Client ID				Received
BCA0049-18	B-18				01/08/2021 17:55
Method	Analyte	Result	Qualifier	Unit	Analyzed
EPA 8082	Aroclor-1254 (PCB-1254)	2020000		ug/kg	01/11/2021 17:55

Lab ID	Client ID				Received
BCA0049-19	B-19				01/08/2021 17:55
Method	Analyte	Result	Qualifier	Unit	Analyzed
EPA 8082	Aroclor-1254 (PCB-1254)	1670000		ug/kg	01/11/2021 18:14

The contents of this report apply to the sample(s) analyzed in accordance with the chain of custody document.
No duplication of this report is allowed, except in its entirety without written approval of the laboratory.

AMERICAN ENVIRONMENTAL TESTING LABORATORY
2834 North Naomi Street Burbank, CA 91504 • ELAP# 1541 & 2402 • LACSD# 10181
TEL (888) 288-AETL • (818) 845-8200 • www.aetlab.com
A KYZER LABS COMPANY

NV5	AETL Job Number:	BCA0049	Site:	Cabrillo ES
3777 Long Beach Boulevard, Annex Building	Project Number:	SMSD-20-9850		
Long Beach, CA 90807	Attention:	Jonathan Barkman		
	Project Name:	Cabrillo ES PCB	Reported:	01/12/2021 15:34

Positive Hits Summary
(Continued)

Lab ID	Client ID				Received
BCA0049-20	B-20				01/08/2021 17:55
Method	Analyte	Result	Qualifier	Unit	Analyzed
EPA 8082	**Aroclor-1254 (PCB-1254)**	**1020000**		**ug/kg**	**01/11/2021 18:33**

Lab ID	Client ID				Received
BCA0049-21	B-21				01/08/2021 17:55
Method	Analyte	Result	Qualifier	Unit	Analyzed
EPA 8082	**Aroclor-1254 (PCB-1254)**	**719000**		**ug/kg**	**01/11/2021 18:53**

Lab ID	Client ID				Received
BCA0049-22	B-22				01/08/2021 17:55
Method	Analyte	Result	Qualifier	Unit	Analyzed
EPA 8082	**Aroclor-1254 (PCB-1254)**	**240000**		**ug/kg**	**01/11/2021 19:12**

Lab ID	Client ID				Received
BCA0049-25	B-25				01/08/2021 17:55
Method	Analyte	Result	Qualifier	Unit	Analyzed
EPA 8082	**Aroclor-1254 (PCB-1254)**	**424000**		**ug/kg**	**01/11/2021 19:31**

Lab ID	Client ID				Received
BCA0049-26	B-26				01/08/2021 17:55
Method	Analyte	Result	Qualifier	Unit	Analyzed
EPA 8082	**Aroclor-1254 (PCB-1254)**	**1830000**		**ug/kg**	**01/11/2021 20:10**

Lab ID	Client ID				Received
BCA0049-27	B-27				01/08/2021 17:55
Method	Analyte	Result	Qualifier	Unit	Analyzed
EPA 8082	**Aroclor-1254 (PCB-1254)**	**336000**		**ug/kg**	**01/11/2021 21:27**

The contents of this report apply to the sample(s) analyzed in accordance with the chain of custody document.
No duplication of this report is allowed, except in its entirety without written approval of the laboratory.

AMERICAN ENVIRONMENTAL TESTING LABORATORY
2834 North Naomi Street Burbank, CA 91504 • ELAP# 1541 & 2402 • LACSD# 10181
TEL (888) 288-AETL • (818) 845-8200 • www.aetlab.com
A KYZER LABS COMPANY

NV5	AETL Job Number:	BCA0049	Site:	Cabrillo ES
3777 Long Beach Boulevard, Annex Building	Project Number:	SMSD-20-9850		
Long Beach, CA 90807	Attention:	Jonathan Barkman		
	Project Name:	Cabrillo ES PCB	Reported:	01/12/2021 15:34

Positive Hits Summary
(Continued)

Lab ID	Client ID				Received
BCA0049-29	B-29				01/08/2021 17:55
Method	Analyte	Result	Qualifier	Unit	Analyzed
EPA 8082	**Aroclor-1254 (PCB-1254)**	**433000**		**ug/kg**	**01/11/2021 22:06**

Lab ID	Client ID				Received
BCA0049-32	B-32				01/08/2021 17:55
Method	Analyte	Result	Qualifier	Unit	Analyzed
EPA 8082	**Aroclor-1254 (PCB-1254)**	**263000**		**ug/kg**	**01/11/2021 22:25**

Lab ID	Client ID				Received
BCA0049-33	B-33				01/08/2021 17:55
Method	Analyte	Result	Qualifier	Unit	Analyzed
EPA 8082	**Aroclor-1254 (PCB-1254)**	**923000**		**ug/kg**	**01/11/2021 23:23**

The contents of this report apply to the sample(s) analyzed in accordance with the chain of custody document.
No duplication of this report is allowed, except in its entirety without written approval of the laboratory.

AMERICAN ENVIRONMENTAL TESTING LABORATORY
2834 North Naomi Street Burbank, CA 91504 • ELAP# 1541 & 2402 • LACSD# 10181
TEL (888) 288-AETL • (818) 845-8200 • www.aetlab.com
A KYZER LABS COMPANY

NV5	AETL Job Number:	BCA0049	Site:	Cabrillo ES
3777 Long Beach Boulevard, Annex Building	Project Number:	SMSD-20-9850		
Long Beach, CA 90807	Attention:	Jonathan Barkman		
	Project Name:	Cabrillo ES PCB	Reported:	01/12/2021 15:34

Analytical Results

Client ID: **B-1**
Lab ID: **BCA0049-01 (Solid)** **Sampled:** **01/08/21 7:30**

Analyte	Result	Qualifier	Dilution	MDL	RL	Units	Prepared Date/Time	Analyzed Date/Time	Batch	Analyst Initials	Prep. Method
PCBs											
Method: EPA 8082											
Aroclor-1016 (PCB-1016)	ND		5	1000	2500	ug/kg	01/11/21 08:00	01/11/21 13:25	B1A0164	ATS	3540C
Aroclor-1221 (PCB-1221)	ND		5	1000	2500	ug/kg	01/11/21 08:00	01/11/21 13:25	B1A0164	ATS	3540C
Aroclor-1232 (PCB-1232)	ND		5	1000	2500	ug/kg	01/11/21 08:00	01/11/21 13:25	B1A0164	ATS	3540C
Aroclor-1242 (PCB-1242)	ND		5	1000	2500	ug/kg	01/11/21 08:00	01/11/21 13:25	B1A0164	ATS	3540C
Aroclor-1248 (PCB-1248)	ND		5	1000	2500	ug/kg	01/11/21 08:00	01/11/21 13:25	B1A0164	ATS	3540C
Aroclor-1254 (PCB-1254)	**36400**		5	1000	2500	ug/kg	01/11/21 08:00	01/11/21 13:25	B1A0164	ATS	3540C
Aroclor-1260 (PCB-1260)	ND		5	1000	2500	ug/kg	01/11/21 08:00	01/11/21 13:25	B1A0164	ATS	3540C
Aroclor-1262 (PCB-1262)	ND		5	1000	2500	ug/kg	01/11/21 08:00	01/11/21 13:25	B1A0164	ATS	3540C
Aroclor-1268 (PCB-1268)	ND		5	1000	2500	ug/kg	01/11/21 08:00	01/11/21 13:25	B1A0164	ATS	3540C
	Recovery				Acceptance Criteria						
Surrogate: Decachlorobiphenyl	*68.4%*				*30-150*		01/11/21 08:00	*01/11/21 13:25*	B1A0164	*ATS*	3540C
Surrogate: Tetrachloro-m-xylene	*71.5%*				*30-150*		01/11/21 08:00	*01/11/21 13:25*	B1A0164	*ATS*	3540C

The contents of this report apply to the sample(s) analyzed in accordance with the chain of custody document.
No duplication of this report is allowed, except in its entirety without written approval of the laboratory.

AMERICAN ENVIRONMENTAL TESTING LABORATORY
2834 North Naomi Street Burbank, CA 91504 • ELAP# 1541 & 2402 • LACSD# 10181
TEL (888) 288-AETL • (818) 845-8200 • www.aetlab.com
A KYZER LABS COMPANY

NV5	AETL Job Number:	BCA0049	Site:	Cabrillo ES
3777 Long Beach Boulevard, Annex Building	Project Number:	SMSD-20-9850		
Long Beach, CA 90807	Attention:	Jonathan Barkman		
	Project Name:	Cabrillo ES PCB	Reported:	01/12/2021 15:34

Analytical Results

Client ID: B-2

Lab ID: BCA0049-02 (Solid) **Sampled: 01/08/21 7:40**

Analyte	Result	Qualifier	Dilution	MDL	RL	Units	Prepared Date/Time	Analyzed Date/Time	Batch	Analyst Initials	Prep. Method
PCBs											
Method: EPA 8082											
Aroclor-1016 (PCB-1016)	ND		10	1000	2500	ug/kg	01/11/21 08:00	01/11/21 13:44	B1A0164	ATS	3540C
Aroclor-1221 (PCB-1221)	ND		10	1000	2500	ug/kg	01/11/21 08:00	01/11/21 13:44	B1A0164	ATS	3540C
Aroclor-1232 (PCB-1232)	ND		10	1000	2500	ug/kg	01/11/21 08:00	01/11/21 13:44	B1A0164	ATS	3540C
Aroclor-1242 (PCB-1242)	ND		10	1000	2500	ug/kg	01/11/21 08:00	01/11/21 13:44	B1A0164	ATS	3540C
Aroclor-1248 (PCB-1248)	ND		10	1000	2500	ug/kg	01/11/21 08:00	01/11/21 13:44	B1A0164	ATS	3540C
Aroclor-1254 (PCB-1254)	**95800**		10	1000	2500	ug/kg	01/11/21 08:00	01/11/21 13:44	B1A0164	ATS	3540C
Aroclor-1260 (PCB-1260)	ND		10	1000	2500	ug/kg	01/11/21 08:00	01/11/21 13:44	B1A0164	ATS	3540C
Aroclor-1262 (PCB-1262)	ND		10	1000	2500	ug/kg	01/11/21 08:00	01/11/21 13:44	B1A0164	ATS	3540C
Aroclor-1268 (PCB-1268)	ND		10	1000	2500	ug/kg	01/11/21 08:00	01/11/21 13:44	B1A0164	ATS	3540C
	Recovery				Acceptance Criteria						
Surrogate: Decachlorobiphenyl	*71.0%*				*30-150*		01/11/21 08:00	*01/11/21 13:44*	B1A0164	*ATS*	3540C
Surrogate: Tetrachloro-m-xylene	*93.5%*				*30-150*		01/11/21 08:00	*01/11/21 13:44*	B1A0164	*ATS*	3540C

The contents of this report apply to the sample(s) analyzed in accordance with the chain of custody document.
No duplication of this report is allowed, except in its entirety without written approval of the laboratory.

AMERICAN ENVIRONMENTAL TESTING LABORATORY
2834 North Naomi Street Burbank, CA 91504 • ELAP# 1541 & 2402 • LACSD# 10181
TEL (888) 288-AETL • (818) 845-8200 • www.aetlab.com
A KYZER LABS COMPANY

NV5	AETL Job Number:	BCA0049	Site:	Cabrillo ES
3777 Long Beach Boulevard, Annex Building	Project Number:	SMSD-20-9850		
Long Beach, CA 90807	Attention:	Jonathan Barkman		
	Project Name:	Cabrillo ES PCB	Reported:	01/12/2021 15:34

Analytical Results

Client ID: **B-3**
Lab ID: **BCA0049-03 (Solid)** **Sampled:** **01/08/21 7:50**

PCBs

Method: EPA 8082

Analyte	Result	Qualifier	Dilution	MDL	RL	Units	Prepared Date/Time	Analyzed Date/Time	Batch	Analyst Initials	Prep. Method
Aroclor-1016 (PCB-1016)	ND		10	1000	2500	ug/kg	01/11/21 08:00	01/11/21 14:03	B1A0164	ATS	3540C
Aroclor-1221 (PCB-1221)	ND		10	1000	2500	ug/kg	01/11/21 08:00	01/11/21 14:03	B1A0164	ATS	3540C
Aroclor-1232 (PCB-1232)	ND		10	1000	2500	ug/kg	01/11/21 08:00	01/11/21 14:03	B1A0164	ATS	3540C
Aroclor-1242 (PCB-1242)	ND		10	1000	2500	ug/kg	01/11/21 08:00	01/11/21 14:03	B1A0164	ATS	3540C
Aroclor-1248 (PCB-1248)	ND		10	1000	2500	ug/kg	01/11/21 08:00	01/11/21 14:03	B1A0164	ATS	3540C
Aroclor-1254 (PCB-1254)	**25500**		10	1000	2500	ug/kg	01/11/21 08:00	01/11/21 14:03	B1A0164	ATS	3540C
Aroclor-1260 (PCB-1260)	ND		10	1000	2500	ug/kg	01/11/21 08:00	01/11/21 14:03	B1A0164	ATS	3540C
Aroclor-1262 (PCB-1262)	ND		10	1000	2500	ug/kg	01/11/21 08:00	01/11/21 14:03	B1A0164	ATS	3540C
Aroclor-1268 (PCB-1268)	ND		10	1000	2500	ug/kg	01/11/21 08:00	01/11/21 14:03	B1A0164	ATS	3540C
	Recovery				Acceptance Criteria						
Surrogate: Decachlorobiphenyl	*90.6%*				*30-150*		01/11/21 08:00	*01/11/21 14:03*	B1A0164	*ATS*	3540C
Surrogate: Tetrachloro-m-xylene	*98.4%*				*30-150*		01/11/21 08:00	*01/11/21 14:03*	B1A0164	*ATS*	3540C

The contents of this report apply to the sample(s) analyzed in accordance with the chain of custody document.
No duplication of this report is allowed, except in its entirety without written approval of the laboratory.

AMERICAN ENVIRONMENTAL TESTING LABORATORY
2834 North Naomi Street Burbank, CA 91504 • ELAP# 1541 & 2402 • LACSD# 10181
TEL (888) 288-AETL • (818) 845-8200 • www.aetlab.com
A KYZER LABS COMPANY

NV5	AETL Job Number:	BCA0049	Site:	Cabrillo ES	
3777 Long Beach Boulevard, Annex Building	Project Number:	SMSD-20-9850			
Long Beach, CA 90807	Attention:	Jonathan Barkman			
	Project Name:	Cabrillo ES PCB	Reported:	01/12/2021 15:34	

Analytical Results

Client ID: **B-4**
Lab ID: **BCA0049-04 (Solid)** **Sampled:** **01/08/21 8:00**

PCBs

Method: EPA 8082

Analyte	Result	Qualifier	Dilution	MDL	RL	Units	Prepared Date/Time	Analyzed Date/Time	Batch	Analyst Initials	Prep. Method
Aroclor-1016 (PCB-1016)	ND		5	1000	2500	ug/kg	01/11/21 08:00	01/11/21 14:23	B1A0164	ATS	3540C
Aroclor-1221 (PCB-1221)	ND		5	1000	2500	ug/kg	01/11/21 08:00	01/11/21 14:23	B1A0164	ATS	3540C
Aroclor-1232 (PCB-1232)	ND		5	1000	2500	ug/kg	01/11/21 08:00	01/11/21 14:23	B1A0164	ATS	3540C
Aroclor-1242 (PCB-1242)	ND		5	1000	2500	ug/kg	01/11/21 08:00	01/11/21 14:23	B1A0164	ATS	3540C
Aroclor-1248 (PCB-1248)	ND		5	1000	2500	ug/kg	01/11/21 08:00	01/11/21 14:23	B1A0164	ATS	3540C
Aroclor-1254 (PCB-1254)	**40600**		5	1000	2500	ug/kg	01/11/21 08:00	01/11/21 14:23	B1A0164	ATS	3540C
Aroclor-1260 (PCB-1260)	ND		5	1000	2500	ug/kg	01/11/21 08:00	01/11/21 14:23	B1A0164	ATS	3540C
Aroclor-1262 (PCB-1262)	ND		5	1000	2500	ug/kg	01/11/21 08:00	01/11/21 14:23	B1A0164	ATS	3540C
Aroclor-1268 (PCB-1268)	ND		5	1000	2500	ug/kg	01/11/21 08:00	01/11/21 14:23	B1A0164	ATS	3540C
	Recovery				Acceptance Criteria						
Surrogate: Decachlorobiphenyl	*81.2%*				*30-150*		01/11/21 08:00	*01/11/21 14:23*	B1A0164	*ATS*	3540C
Surrogate: Tetrachloro-m-xylene	*96.7%*				*30-150*		01/11/21 08:00	*01/11/21 14:23*	B1A0164	*ATS*	3540C

The contents of this report apply to the sample(s) analyzed in accordance with the chain of custody document.
No duplication of this report is allowed, except in its entirety without written approval of the laboratory.

AMERICAN ENVIRONMENTAL TESTING LABORATORY
2834 North Naomi Street Burbank, CA 91504 • ELAP# 1541 & 2402 • LACSD# 10181
TEL (888) 288-AETL • (818) 845-8200 • www.aetlab.com
A KYZER LABS COMPANY

NV5	AETL Job Number:	BCA0049	Site:	Cabrillo ES
3777 Long Beach Boulevard, Annex Building	Project Number:	SMSD-20-9850		
Long Beach, CA 90807	Attention:	Jonathan Barkman		
	Project Name:	Cabrillo ES PCB	Reported:	01/12/2021 15:34

Analytical Results

Client ID: B-5

Lab ID: BCA0049-05 (Solid) **Sampled: 01/08/21 8:10**

Analyte	Result	Qualifier	Dilution	MDL	RL	Units	Prepared Date/Time	Analyzed Date/Time	Batch	Analyst Initials	Prep. Method
PCBs											
Method: EPA 8082											
Aroclor-1016 (PCB-1016)	ND		5	1000	2500	ug/kg	01/11/21 08:00	01/11/21 14:42	B1A0164	ATS	3540C
Aroclor-1221 (PCB-1221)	ND		5	1000	2500	ug/kg	01/11/21 08:00	01/11/21 14:42	B1A0164	ATS	3540C
Aroclor-1232 (PCB-1232)	ND		5	1000	2500	ug/kg	01/11/21 08:00	01/11/21 14:42	B1A0164	ATS	3540C
Aroclor-1242 (PCB-1242)	ND		5	1000	2500	ug/kg	01/11/21 08:00	01/11/21 14:42	B1A0164	ATS	3540C
Aroclor-1248 (PCB-1248)	ND		5	1000	2500	ug/kg	01/11/21 08:00	01/11/21 14:42	B1A0164	ATS	3540C
Aroclor-1254 (PCB-1254)	**74100**		5	1000	2500	ug/kg	01/11/21 08:00	01/11/21 14:42	B1A0164	ATS	3540C
Aroclor-1260 (PCB-1260)	ND		5	1000	2500	ug/kg	01/11/21 08:00	01/11/21 14:42	B1A0164	ATS	3540C
Aroclor-1262 (PCB-1262)	ND		5	1000	2500	ug/kg	01/11/21 08:00	01/11/21 14:42	B1A0164	ATS	3540C
Aroclor-1268 (PCB-1268)	ND		5	1000	2500	ug/kg	01/11/21 08:00	01/11/21 14:42	B1A0164	ATS	3540C
	Recovery				Acceptance Criteria						
Surrogate: Decachlorobiphenyl	*77.8%*				*30-150*		01/11/21 08:00	*01/11/21 14:42*	B1A0164	*ATS*	3540C
Surrogate: Tetrachloro-m-xylene	*90.4%*				*30-150*		01/11/21 08:00	*01/11/21 14:42*	B1A0164	*ATS*	3540C

The contents of this report apply to the sample(s) analyzed in accordance with the chain of custody document.
No duplication of this report is allowed, except in its entirety without written approval of the laboratory.

AMERICAN ENVIRONMENTAL TESTING LABORATORY
2834 North Naomi Street Burbank, CA 91504 • ELAP# 1541 & 2402 • LACSD# 10181
TEL (888) 288-AETL • (818) 845-8200 • www.aetlab.com
A KYZER LABS COMPANY

NV5	AETL Job Number:	BCA0049	Site:	Cabrillo ES
3777 Long Beach Boulevard, Annex Building	Project Number:	SMSD-20-9850		
Long Beach, CA 90807	Attention:	Jonathan Barkman		
	Project Name:	Cabrillo ES PCB	Reported:	01/12/2021 15:34

Analytical Results

Client ID: B-6

Lab ID: BCA0049-06 (Solid) **Sampled: 01/08/21 8:20**

Analyte	Result	Qualifier	Dilution	MDL	RL	Units	Prepared Date/Time	Analyzed Date/Time	Batch	Analyst Initials	Prep. Method
PCBs											
Method: EPA 8082											
Aroclor-1016 (PCB-1016)	ND		5	1000	2500	ug/kg	01/11/21 08:00	01/11/21 15:01	B1A0164	ATS	3540C
Aroclor-1221 (PCB-1221)	ND		5	1000	2500	ug/kg	01/11/21 08:00	01/11/21 15:01	B1A0164	ATS	3540C
Aroclor-1232 (PCB-1232)	ND		5	1000	2500	ug/kg	01/11/21 08:00	01/11/21 15:01	B1A0164	ATS	3540C
Aroclor-1242 (PCB-1242)	ND		5	1000	2500	ug/kg	01/11/21 08:00	01/11/21 15:01	B1A0164	ATS	3540C
Aroclor-1248 (PCB-1248)	ND		5	1000	2500	ug/kg	01/11/21 08:00	01/11/21 15:01	B1A0164	ATS	3540C
Aroclor-1254 (PCB-1254)	**80000**		5	1000	2500	ug/kg	01/11/21 08:00	01/11/21 15:01	B1A0164	ATS	3540C
Aroclor-1260 (PCB-1260)	ND		5	1000	2500	ug/kg	01/11/21 08:00	01/11/21 15:01	B1A0164	ATS	3540C
Aroclor-1262 (PCB-1262)	ND		5	1000	2500	ug/kg	01/11/21 08:00	01/11/21 15:01	B1A0164	ATS	3540C
Aroclor-1268 (PCB-1268)	ND		5	1000	2500	ug/kg	01/11/21 08:00	01/11/21 15:01	B1A0164	ATS	3540C
	Recovery				Acceptance Criteria						
Surrogate: Decachlorobiphenyl	*68.0%*				*30-150*		01/11/21 08:00	*01/11/21 15:01*	B1A0164	*ATS*	3540C
Surrogate: Tetrachloro-m-xylene	*69.9%*				*30-150*		01/11/21 08:00	*01/11/21 15:01*	B1A0164	*ATS*	3540C

The contents of this report apply to the sample(s) analyzed in accordance with the chain of custody document.
No duplication of this report is allowed, except in its entirety without written approval of the laboratory.

AMERICAN ENVIRONMENTAL TESTING LABORATORY
2834 North Naomi Street Burbank, CA 91504 • ELAP# 1541 & 2402 • LACSD# 10181
TEL (888) 288-AETL • (818) 845-8200 • www.aetlab.com
A KYZER LABS COMPANY

NV5	AETL Job Number:	BCA0049	Site:	Cabrillo ES
3777 Long Beach Boulevard, Annex Building	Project Number:	SMSD-20-9850		
Long Beach, CA 90807	Attention:	Jonathan Barkman		
	Project Name:	Cabrillo ES PCB	Reported:	01/12/2021 15:34

Analytical Results

Client ID: B-7

Lab ID: BCA0049-07 (Solid) **Sampled: 01/08/21 8:25**

Analyte	Result	Qualifier	Dilution	MDL	RL	Units	Prepared Date/Time	Analyzed Date/Time	Batch	Analyst Initials	Prep. Method
PCBs											
Method: EPA 8082											
Aroclor-1016 (PCB-1016)	ND		5	500	1250	ug/kg	01/11/21 08:00	01/11/21 15:21	B1A0164	ATS	3540C
Aroclor-1221 (PCB-1221)	ND		5	500	1250	ug/kg	01/11/21 08:00	01/11/21 15:21	B1A0164	ATS	3540C
Aroclor-1232 (PCB-1232)	ND		5	500	1250	ug/kg	01/11/21 08:00	01/11/21 15:21	B1A0164	ATS	3540C
Aroclor-1242 (PCB-1242)	ND		5	500	1250	ug/kg	01/11/21 08:00	01/11/21 15:21	B1A0164	ATS	3540C
Aroclor-1248 (PCB-1248)	ND		5	500	1250	ug/kg	01/11/21 08:00	01/11/21 15:21	B1A0164	ATS	3540C
Aroclor-1254 (PCB-1254)	**492000**		50	5000	12500	ug/kg	01/11/21 08:00	01/11/21 15:21	B1A0164	ATS	3540C
Aroclor-1260 (PCB-1260)	ND		5	500	1250	ug/kg	01/11/21 08:00	01/11/21 15:21	B1A0164	ATS	3540C
Aroclor-1262 (PCB-1262)	ND		5	500	1250	ug/kg	01/11/21 08:00	01/11/21 15:21	B1A0164	ATS	3540C
Aroclor-1268 (PCB-1268)	ND		5	500	1250	ug/kg	01/11/21 08:00	01/11/21 15:21	B1A0164	ATS	3540C
	Recovery				Acceptance Criteria						
Surrogate: Decachlorobiphenyl	*111%*				*30-150*		01/11/21 08:00	*01/11/21 15:21*	B1A0164	*ATS*	3540C
Surrogate: Tetrachloro-m-xylene	*57.7%*				*30-150*		01/11/21 08:00	*01/11/21 15:21*	B1A0164	*ATS*	3540C

The contents of this report apply to the sample(s) analyzed in accordance with the chain of custody document.
No duplication of this report is allowed, except in its entirety without written approval of the laboratory.

AMERICAN ENVIRONMENTAL TESTING LABORATORY
2834 North Naomi Street Burbank, CA 91504 • ELAP# 1541 & 2402 • LACSD# 10181
TEL (888) 288-AETL • (818) 845-8200 • www.aetlab.com
A KYZER LABS COMPANY

NV5	AETL Job Number:	BCA0049	Site:	Cabrillo ES
3777 Long Beach Boulevard, Annex Building	Project Number:	SMSD-20-9850		
Long Beach, CA 90807	Attention:	Jonathan Barkman		
	Project Name:	Cabrillo ES PCB	Reported:	01/12/2021 15:34

Analytical Results

Client ID: B-8

Lab ID: BCA0049-08 (Solid) **Sampled: 01/08/21 8:35**

PCBs

Method: EPA 8082

Analyte	Result	Qualifier	Dilution	MDL	RL	Units	Prepared Date/Time	Analyzed Date/Time	Batch	Analyst Initials	Prep. Method
Aroclor-1016 (PCB-1016)	ND		10	1000	2500	ug/kg	01/11/21 08:00	01/11/21 15:40	B1A0164	ATS	3540C
Aroclor-1221 (PCB-1221)	ND		10	1000	2500	ug/kg	01/11/21 08:00	01/11/21 15:40	B1A0164	ATS	3540C
Aroclor-1232 (PCB-1232)	ND		10	1000	2500	ug/kg	01/11/21 08:00	01/11/21 15:40	B1A0164	ATS	3540C
Aroclor-1242 (PCB-1242)	ND		10	1000	2500	ug/kg	01/11/21 08:00	01/11/21 15:40	B1A0164	ATS	3540C
Aroclor-1248 (PCB-1248)	ND		10	1000	2500	ug/kg	01/11/21 08:00	01/11/21 15:40	B1A0164	ATS	3540C
Aroclor-1254 (PCB-1254)	**1460**	J	10	1000	2500	ug/kg	01/11/21 08:00	01/11/21 15:40	B1A0164	ATS	3540C
Aroclor-1260 (PCB-1260)	ND		10	1000	2500	ug/kg	01/11/21 08:00	01/11/21 15:40	B1A0164	ATS	3540C
Aroclor-1262 (PCB-1262)	ND		10	1000	2500	ug/kg	01/11/21 08:00	01/11/21 15:40	B1A0164	ATS	3540C
Aroclor-1268 (PCB-1268)	ND		10	1000	2500	ug/kg	01/11/21 08:00	01/11/21 15:40	B1A0164	ATS	3540C
	Recovery				Acceptance Criteria						
Surrogate: Decachlorobiphenyl	*81.4%*				*30-150*		01/11/21 08:00	*01/11/21 15:40*	B1A0164	*ATS*	3540C
Surrogate: Tetrachloro-m-xylene	*76.1%*				*30-150*		01/11/21 08:00	*01/11/21 15:40*	B1A0164	*ATS*	3540C

The contents of this report apply to the sample(s) analyzed in accordance with the chain of custody document.
No duplication of this report is allowed, except in its entirety without written approval of the laboratory.

AMERICAN ENVIRONMENTAL TESTING LABORATORY
2834 North Naomi Street Burbank, CA 91504 • ELAP# 1541 & 2402 • LACSD# 10181
TEL (888) 288-AETL • (818) 845-8200 • www.aetlab.com
A KYZER LABS COMPANY

NV5	AETL Job Number:	BCA0049	Site:	Cabrillo ES	
3777 Long Beach Boulevard, Annex Building	Project Number:	SMSD-20-9850			
Long Beach, CA 90807	Attention:	Jonathan Barkman			
	Project Name:	Cabrillo ES PCB	Reported:	01/12/2021 15:34	

Analytical Results

Client ID: **B-9**

Lab ID: **BCA0049-09 (Solid)** **Sampled:** **01/08/21 8:45**

PCBs

Method: EPA 8082

Analyte	Result	Qualifier	Dilution	MDL	RL	Units	Prepared Date/Time	Analyzed Date/Time	Batch	Analyst Initials	Prep. Method
Aroclor-1016 (PCB-1016)	ND		5	500	1250	ug/kg	01/11/21 08:00	01/11/21 16:18	B1A0164	ATS	3540C
Aroclor-1221 (PCB-1221)	ND		5	500	1250	ug/kg	01/11/21 08:00	01/11/21 16:18	B1A0164	ATS	3540C
Aroclor-1232 (PCB-1232)	ND		5	500	1250	ug/kg	01/11/21 08:00	01/11/21 16:18	B1A0164	ATS	3540C
Aroclor-1242 (PCB-1242)	ND		5	500	1250	ug/kg	01/11/21 08:00	01/11/21 16:18	B1A0164	ATS	3540C
Aroclor-1248 (PCB-1248)	ND		5	500	1250	ug/kg	01/11/21 08:00	01/11/21 16:18	B1A0164	ATS	3540C
Aroclor-1254 (PCB-1254)	**1300**		5	500	1250	ug/kg	01/11/21 08:00	01/11/21 16:18	B1A0164	ATS	3540C
Aroclor-1260 (PCB-1260)	ND		5	500	1250	ug/kg	01/11/21 08:00	01/11/21 16:18	B1A0164	ATS	3540C
Aroclor-1262 (PCB-1262)	ND		5	500	1250	ug/kg	01/11/21 08:00	01/11/21 16:18	B1A0164	ATS	3540C
Aroclor-1268 (PCB-1268)	ND		5	500	1250	ug/kg	01/11/21 08:00	01/11/21 16:18	B1A0164	ATS	3540C
	Recovery				Acceptance Criteria						
Surrogate: Decachlorobiphenyl	*79.7%*				*30-150*		01/11/21 08:00	*01/11/21 16:18*	B1A0164	*ATS*	3540C
Surrogate: Tetrachloro-m-xylene	*94.7%*				*30-150*		01/11/21 08:00	*01/11/21 16:18*	B1A0164	*ATS*	3540C

The contents of this report apply to the sample(s) analyzed in accordance with the chain of custody document.
No duplication of this report is allowed, except in its entirety without written approval of the laboratory.

AMERICAN ENVIRONMENTAL TESTING LABORATORY
2834 North Naomi Street Burbank, CA 91504 • ELAP# 1541 & 2402 • LACSD# 10181
TEL (888) 288-AETL • (818) 845-8200 • www.aetlab.com
A KYZER LABS COMPANY

NV5	AETL Job Number:	BCA0049	Site:	Cabrillo ES	
3777 Long Beach Boulevard, Annex Building	Project Number:	SMSD-20-9850			
Long Beach, CA 90807	Attention:	Jonathan Barkman			
	Project Name:	Cabrillo ES PCB	Reported:	01/12/2021 15:34	

Analytical Results

Client ID: **B-12**
Lab ID: **BCA0049-12 (Solid)** **Sampled:** **01/08/21 9:20**

PCBs

Method: EPA 8082

Analyte	Result	Qualifier	Dilution	MDL	RL	Units	Prepared Date/Time	Analyzed Date/Time	Batch	Analyst Initials	Prep. Method
Aroclor-1016 (PCB-1016)	ND		1	100	250	ug/kg	01/11/21 08:00	01/11/21 16:38	B1A0164	ATS	3540C
Aroclor-1221 (PCB-1221)	ND		1	100	250	ug/kg	01/11/21 08:00	01/11/21 16:38	B1A0164	ATS	3540C
Aroclor-1232 (PCB-1232)	ND		1	100	250	ug/kg	01/11/21 08:00	01/11/21 16:38	B1A0164	ATS	3540C
Aroclor-1242 (PCB-1242)	ND		1	100	250	ug/kg	01/11/21 08:00	01/11/21 16:38	B1A0164	ATS	3540C
Aroclor-1248 (PCB-1248)	ND		1	100	250	ug/kg	01/11/21 08:00	01/11/21 16:38	B1A0164	ATS	3540C
Aroclor-1254 (PCB-1254)	**914**		1	100	250	ug/kg	01/11/21 08:00	01/11/21 16:38	B1A0164	ATS	3540C
Aroclor-1260 (PCB-1260)	ND		1	100	250	ug/kg	01/11/21 08:00	01/11/21 16:38	B1A0164	ATS	3540C
Aroclor-1262 (PCB-1262)	ND		1	100	250	ug/kg	01/11/21 08:00	01/11/21 16:38	B1A0164	ATS	3540C
Aroclor-1268 (PCB-1268)	ND		1	100	250	ug/kg	01/11/21 08:00	01/11/21 16:38	B1A0164	ATS	3540C
	Recovery				Acceptance Criteria						
Surrogate: Decachlorobiphenyl	*77.4%*				*30-150*		01/11/21 08:00	*01/11/21 16:38*	B1A0164	*ATS*	3540C
Surrogate: Tetrachloro-m-xylene	*48.6%*				*30-150*		01/11/21 08:00	*01/11/21 16:38*	B1A0164	*ATS*	3540C

The contents of this report apply to the sample(s) analyzed in accordance with the chain of custody document.
No duplication of this report is allowed, except in its entirety without written approval of the laboratory.

AMERICAN ENVIRONMENTAL TESTING LABORATORY
2834 North Naomi Street Burbank, CA 91504 • ELAP# 1541 & 2402 • LACSD# 10181
TEL (888) 288-AETL • (818) 845-8200 • www.aetlab.com
A KYZER LABS COMPANY

NV5	AETL Job Number:	BCA0049	Site:	Cabrillo ES
3777 Long Beach Boulevard, Annex Building	Project Number:	SMSD-20-9850		
Long Beach, CA 90807	Attention:	Jonathan Barkman		
	Project Name:	Cabrillo ES PCB	Reported:	01/12/2021 15:34

Analytical Results

Client ID: **B-13**
Lab ID: **BCA0049-13 (Solid)** **Sampled:** **01/08/21 9:30**

PCBs

Method: EPA 8082

Analyte	Result	Qualifier	Dilution	MDL	RL	Units	Prepared Date/Time	Analyzed Date/Time	Batch	Analyst Initials	Prep. Method
Aroclor-1016 (PCB-1016)	ND		10	1000	2500	ug/kg	01/11/21 08:00	01/11/21 16:57	B1A0164	ATS	3540C
Aroclor-1221 (PCB-1221)	ND		10	1000	2500	ug/kg	01/11/21 08:00	01/11/21 16:57	B1A0164	ATS	3540C
Aroclor-1232 (PCB-1232)	ND		10	1000	2500	ug/kg	01/11/21 08:00	01/11/21 16:57	B1A0164	ATS	3540C
Aroclor-1242 (PCB-1242)	ND		10	1000	2500	ug/kg	01/11/21 08:00	01/11/21 16:57	B1A0164	ATS	3540C
Aroclor-1248 (PCB-1248)	ND		10	1000	2500	ug/kg	01/11/21 08:00	01/11/21 16:57	B1A0164	ATS	3540C
Aroclor-1254 (PCB-1254)	ND		10	1000	2500	ug/kg	01/11/21 08:00	01/11/21 16:57	B1A0164	ATS	3540C
Aroclor-1260 (PCB-1260)	ND		10	1000	2500	ug/kg	01/11/21 08:00	01/11/21 16:57	B1A0164	ATS	3540C
Aroclor-1262 (PCB-1262)	ND		10	1000	2500	ug/kg	01/11/21 08:00	01/11/21 16:57	B1A0164	ATS	3540C
Aroclor-1268 (PCB-1268)	ND		10	1000	2500	ug/kg	01/11/21 08:00	01/11/21 16:57	B1A0164	ATS	3540C
	Recovery				Acceptance Criteria						
Surrogate: Decachlorobiphenyl	*96.5%*				*30-150*		01/11/21 08:00	*01/11/21 16:57*	B1A0164	*ATS*	3540C
Surrogate: Tetrachloro-m-xylene	*87.0%*				*30-150*		01/11/21 08:00	*01/11/21 16:57*	B1A0164	*ATS*	3540C

The contents of this report apply to the sample(s) analyzed in accordance with the chain of custody document.
No duplication of this report is allowed, except in its entirety without written approval of the laboratory.

AMERICAN ENVIRONMENTAL TESTING LABORATORY
2834 North Naomi Street Burbank, CA 91504 • ELAP# 1541 & 2402 • LACSD# 10181
TEL (888) 288-AETL • (818) 845-8200 • www.aetlab.com
A KYZER LABS COMPANY

NV5	AETL Job Number:	BCA0049	Site:	Cabrillo ES
3777 Long Beach Boulevard, Annex Building	Project Number:	SMSD-20-9850		
Long Beach, CA 90807	Attention:	Jonathan Barkman		
	Project Name:	Cabrillo ES PCB	Reported:	01/12/2021 15:34

Analytical Results

Client ID: **B-14**
Lab ID: **BCA0049-14 (Solid)** **Sampled:** **01/08/21 9:40**

PCBs

Method: EPA 8082

Analyte	Result	Qualifier	Dilution	MDL	RL	Units	Prepared Date/Time	Analyzed Date/Time	Batch	Analyst Initials	Prep. Method
Aroclor-1016 (PCB-1016)	ND		10	1000	2500	ug/kg	01/11/21 08:00	01/11/21 17:16	B1A0164	ATS	3540C
Aroclor-1221 (PCB-1221)	ND		10	1000	2500	ug/kg	01/11/21 08:00	01/11/21 17:16	B1A0164	ATS	3540C
Aroclor-1232 (PCB-1232)	ND		10	1000	2500	ug/kg	01/11/21 08:00	01/11/21 17:16	B1A0164	ATS	3540C
Aroclor-1242 (PCB-1242)	ND		10	1000	2500	ug/kg	01/11/21 08:00	01/11/21 17:16	B1A0164	ATS	3540C
Aroclor-1248 (PCB-1248)	ND		10	1000	2500	ug/kg	01/11/21 08:00	01/11/21 17:16	B1A0164	ATS	3540C
Aroclor-1254 (PCB-1254)	ND		10	1000	2500	ug/kg	01/11/21 08:00	01/11/21 17:16	B1A0164	ATS	3540C
Aroclor-1260 (PCB-1260)	ND		10	1000	2500	ug/kg	01/11/21 08:00	01/11/21 17:16	B1A0164	ATS	3540C
Aroclor-1262 (PCB-1262)	ND		10	1000	2500	ug/kg	01/11/21 08:00	01/11/21 17:16	B1A0164	ATS	3540C
Aroclor-1268 (PCB-1268)	ND		10	1000	2500	ug/kg	01/11/21 08:00	01/11/21 17:16	B1A0164	ATS	3540C
	Recovery				Acceptance Criteria						
Surrogate: Decachlorobiphenyl	*90.9%*				*30-150*		01/11/21 08:00	*01/11/21 17:16*	B1A0164	*ATS*	3540C
Surrogate: Tetrachloro-m-xylene	*88.0%*				*30-150*		01/11/21 08:00	*01/11/21 17:16*	B1A0164	*ATS*	3540C

The contents of this report apply to the sample(s) analyzed in accordance with the chain of custody document.
No duplication of this report is allowed, except in its entirety without written approval of the laboratory.

AMERICAN ENVIRONMENTAL TESTING LABORATORY
2834 North Naomi Street Burbank, CA 91504 • ELAP# 1541 & 2402 • LACSD# 10181
TEL (888) 288-AETL • (818) 845-8200 • www.aetlab.com
A KYZER LABS COMPANY

NV5	AETL Job Number:	BCA0049	Site:	Cabrillo ES	
3777 Long Beach Boulevard, Annex Building	Project Number:	SMSD-20-9850			
Long Beach, CA 90807	Attention:	Jonathan Barkman			
	Project Name:	Cabrillo ES PCB	Reported:	01/12/2021 15:34	

Analytical Results

Client ID: **B-15**
Lab ID: **BCA0049-15 (Solid)** **Sampled:** **01/08/21 9:50**

PCBs

Method: EPA 8082

Analyte	Result	Qualifier	Dilution	MDL	RL	Units	Prepared Date/Time	Analyzed Date/Time	Batch	Analyst Initials	Prep. Method
Aroclor-1016 (PCB-1016)	ND		10	1000	2500	ug/kg	01/11/21 08:00	01/11/21 17:36	B1A0164	ATS	3540C
Aroclor-1221 (PCB-1221)	ND		10	1000	2500	ug/kg	01/11/21 08:00	01/11/21 17:36	B1A0164	ATS	3540C
Aroclor-1232 (PCB-1232)	ND		10	1000	2500	ug/kg	01/11/21 08:00	01/11/21 17:36	B1A0164	ATS	3540C
Aroclor-1242 (PCB-1242)	ND		10	1000	2500	ug/kg	01/11/21 08:00	01/11/21 17:36	B1A0164	ATS	3540C
Aroclor-1248 (PCB-1248)	ND		10	1000	2500	ug/kg	01/11/21 08:00	01/11/21 17:36	B1A0164	ATS	3540C
Aroclor-1254 (PCB-1254)	ND		10	1000	2500	ug/kg	01/11/21 08:00	01/11/21 17:36	B1A0164	ATS	3540C
Aroclor-1260 (PCB-1260)	ND		10	1000	2500	ug/kg	01/11/21 08:00	01/11/21 17:36	B1A0164	ATS	3540C
Aroclor-1262 (PCB-1262)	ND		10	1000	2500	ug/kg	01/11/21 08:00	01/11/21 17:36	B1A0164	ATS	3540C
Aroclor-1268 (PCB-1268)	ND		10	1000	2500	ug/kg	01/11/21 08:00	01/11/21 17:36	B1A0164	ATS	3540C
	Recovery				Acceptance Criteria						
Surrogate: Decachlorobiphenyl	*92.7%*				*30-150*		01/11/21 08:00	*01/11/21 17:36*	B1A0164	*ATS*	3540C
Surrogate: Tetrachloro-m-xylene	*110%*				*30-150*		01/11/21 08:00	*01/11/21 17:36*	B1A0164	*ATS*	3540C

The contents of this report apply to the sample(s) analyzed in accordance with the chain of custody document.
No duplication of this report is allowed, except in its entirety without written approval of the laboratory.

AMERICAN ENVIRONMENTAL TESTING LABORATORY
2834 North Naomi Street Burbank, CA 91504 • ELAP# 1541 & 2402 • LACSD# 10181
TEL (888) 288-AETL • (818) 845-8200 • www.aetlab.com
A KYZER LABS COMPANY

NV5	AETL Job Number:	BCA0049	Site:	Cabrillo ES
3777 Long Beach Boulevard, Annex Building	Project Number:	SMSD-20-9850		
Long Beach, CA 90807	Attention:	Jonathan Barkman		
	Project Name:	Cabrillo ES PCB	Reported:	01/12/2021 15:34

Analytical Results

Client ID: **B-18**
Lab ID: **BCA0049-18 (Solid)** **Sampled:** **01/08/21 10:20**

PCBs

Method: EPA 8082

Analyte	Result	Qualifier	Dilution	MDL	RL	Units	Prepared Date/Time	Analyzed Date/Time	Batch	Analyst Initials	Prep. Method
Aroclor-1016 (PCB-1016)	ND		5	1000	2500	ug/kg	01/11/21 08:00	01/11/21 17:55	B1A0164	ATS	3540C
Aroclor-1221 (PCB-1221)	ND		5	1000	2500	ug/kg	01/11/21 08:00	01/11/21 17:55	B1A0164	ATS	3540C
Aroclor-1232 (PCB-1232)	ND		5	1000	2500	ug/kg	01/11/21 08:00	01/11/21 17:55	B1A0164	ATS	3540C
Aroclor-1242 (PCB-1242)	ND		5	1000	2500	ug/kg	01/11/21 08:00	01/11/21 17:55	B1A0164	ATS	3540C
Aroclor-1248 (PCB-1248)	ND		5	1000	2500	ug/kg	01/11/21 08:00	01/11/21 17:55	B1A0164	ATS	3540C
Aroclor-1254 (PCB-1254)	**2020000**		100	20000	50000	ug/kg	01/11/21 08:00	01/11/21 17:55	B1A0164	ATS	3540C
Aroclor-1260 (PCB-1260)	ND		5	1000	2500	ug/kg	01/11/21 08:00	01/11/21 17:55	B1A0164	ATS	3540C
Aroclor-1262 (PCB-1262)	ND		5	1000	2500	ug/kg	01/11/21 08:00	01/11/21 17:55	B1A0164	ATS	3540C
Aroclor-1268 (PCB-1268)	ND		5	1000	2500	ug/kg	01/11/21 08:00	01/11/21 17:55	B1A0164	ATS	3540C
	Recovery				Acceptance Criteria						
Surrogate: Decachlorobiphenyl	*94.7%*				*30-150*		01/11/21 08:00	*01/11/21 17:55*	B1A0164	*ATS*	3540C
Surrogate: Tetrachloro-m-xylene	*60.5%*				*30-150*		01/11/21 08:00	*01/11/21 17:55*	B1A0164	*ATS*	3540C

The contents of this report apply to the sample(s) analyzed in accordance with the chain of custody document.
No duplication of this report is allowed, except in its entirety without written approval of the laboratory.

AMERICAN ENVIRONMENTAL TESTING LABORATORY
2834 North Naomi Street Burbank, CA 91504 • ELAP# 1541 & 2402 • LACSD# 10181
TEL (888) 288-AETL • (818) 845-8200 • www.aetlab.com
A KYZER LABS COMPANY

NV5	AETL Job Number:	BCA0049	Site:	Cabrillo ES
3777 Long Beach Boulevard, Annex Building	Project Number:	SMSD-20-9850		
Long Beach, CA 90807	Attention:	Jonathan Barkman		
	Project Name:	Cabrillo ES PCB	Reported:	01/12/2021 15:34

Analytical Results

Client ID: **B-19**
Lab ID: **BCA0049-19 (Solid)** **Sampled:** **01/08/21 10:30**

PCBs

Method: EPA 8082

Analyte	Result	Qualifier	Dilution	MDL	RL	Units	Prepared Date/Time	Analyzed Date/Time	Batch	Analyst Initials	Prep. Method
Aroclor-1016 (PCB-1016)	ND		5	1000	2500	ug/kg	01/11/21 08:00	01/11/21 18:14	B1A0164	ATS	3540C
Aroclor-1221 (PCB-1221)	ND		5	1000	2500	ug/kg	01/11/21 08:00	01/11/21 18:14	B1A0164	ATS	3540C
Aroclor-1232 (PCB-1232)	ND		5	1000	2500	ug/kg	01/11/21 08:00	01/11/21 18:14	B1A0164	ATS	3540C
Aroclor-1242 (PCB-1242)	ND		5	1000	2500	ug/kg	01/11/21 08:00	01/11/21 18:14	B1A0164	ATS	3540C
Aroclor-1248 (PCB-1248)	ND		5	1000	2500	ug/kg	01/11/21 08:00	01/11/21 18:14	B1A0164	ATS	3540C
Aroclor-1254 (PCB-1254)	**1670000**		100	20000	50000	ug/kg	01/11/21 08:00	01/11/21 18:14	B1A0164	ATS	3540C
Aroclor-1260 (PCB-1260)	ND		5	1000	2500	ug/kg	01/11/21 08:00	01/11/21 18:14	B1A0164	ATS	3540C
Aroclor-1262 (PCB-1262)	ND		5	1000	2500	ug/kg	01/11/21 08:00	01/11/21 18:14	B1A0164	ATS	3540C
Aroclor-1268 (PCB-1268)	ND		5	1000	2500	ug/kg	01/11/21 08:00	01/11/21 18:14	B1A0164	ATS	3540C
	Recovery				Acceptance Criteria						
Surrogate: Decachlorobiphenyl	*87.9%*				*30-150*		01/11/21 08:00	*01/11/21 18:14*	B1A0164	*ATS*	3540C
Surrogate: Tetrachloro-m-xylene	*77.2%*				*30-150*		01/11/21 08:00	*01/11/21 18:14*	B1A0164	*ATS*	3540C

The contents of this report apply to the sample(s) analyzed in accordance with the chain of custody document.
No duplication of this report is allowed, except in its entirety without written approval of the laboratory.

AMERICAN ENVIRONMENTAL TESTING LABORATORY
2834 North Naomi Street Burbank, CA 91504 • ELAP# 1541 & 2402 • LACSD# 10181
TEL (888) 288-AETL • (818) 845-8200 • www.aetlab.com
A KYZER LABS COMPANY

NV5	AETL Job Number:	BCA0049	Site:	Cabrillo ES
3777 Long Beach Boulevard, Annex Building	Project Number:	SMSD-20-9850		
Long Beach, CA 90807	Attention:	Jonathan Barkman		
	Project Name:	Cabrillo ES PCB	Reported:	01/12/2021 15:34

Analytical Results

Client ID: **B-20**
Lab ID: **BCA0049-20 (Solid)** **Sampled:** **01/08/21 10:40**

PCBs

Method: EPA 8082

Analyte	Result	Qualifier	Dilution	MDL	RL	Units	Prepared Date/Time	Analyzed Date/Time	Batch	Analyst Initials	Prep. Method
Aroclor-1016 (PCB-1016)	ND		5	500	1250	ug/kg	01/11/21 08:00	01/11/21 18:33	B1A0164	ATS	3540C
Aroclor-1221 (PCB-1221)	ND		5	500	1250	ug/kg	01/11/21 08:00	01/11/21 18:33	B1A0164	ATS	3540C
Aroclor-1232 (PCB-1232)	ND		5	500	1250	ug/kg	01/11/21 08:00	01/11/21 18:33	B1A0164	ATS	3540C
Aroclor-1242 (PCB-1242)	ND		5	500	1250	ug/kg	01/11/21 08:00	01/11/21 18:33	B1A0164	ATS	3540C
Aroclor-1248 (PCB-1248)	ND		5	500	1250	ug/kg	01/11/21 08:00	01/11/21 18:33	B1A0164	ATS	3540C
Aroclor-1254 (PCB-1254)	**1020000**		100	10000	25000	ug/kg	01/11/21 08:00	01/11/21 18:33	B1A0164	ATS	3540C
Aroclor-1260 (PCB-1260)	ND		5	500	1250	ug/kg	01/11/21 08:00	01/11/21 18:33	B1A0164	ATS	3540C
Aroclor-1262 (PCB-1262)	ND		5	500	1250	ug/kg	01/11/21 08:00	01/11/21 18:33	B1A0164	ATS	3540C
Aroclor-1268 (PCB-1268)	ND		5	500	1250	ug/kg	01/11/21 08:00	01/11/21 18:33	B1A0164	ATS	3540C
	Recovery				Acceptance Criteria						
Surrogate: Decachlorobiphenyl	*99.2%*				*30-150*		01/11/21 08:00	*01/11/21 18:33*	B1A0164	*ATS*	3540C
Surrogate: Tetrachloro-m-xylene	*105%*				*30-150*		01/11/21 08:00	*01/11/21 18:33*	B1A0164	*ATS*	3540C

The contents of this report apply to the sample(s) analyzed in accordance with the chain of custody document.
No duplication of this report is allowed, except in its entirety without written approval of the laboratory.

AMERICAN ENVIRONMENTAL TESTING LABORATORY
2834 North Naomi Street Burbank, CA 91504 • ELAP# 1541 & 2402 • LACSD# 10181
TEL (888) 288-AETL • (818) 845-8200 • www.aetlab.com
A KYZER LABS COMPANY

NV5	AETL Job Number:	BCA0049	Site:	Cabrillo ES
3777 Long Beach Boulevard, Annex Building	Project Number:	SMSD-20-9850		
Long Beach, CA 90807	Attention:	Jonathan Barkman		
	Project Name:	Cabrillo ES PCB	Reported:	01/12/2021 15:34

Analytical Results

Client ID: **B-21**
Lab ID: **BCA0049-21 (Solid)** **Sampled:** **01/08/21 10:50**

PCBs

Method: EPA 8082

Analyte	Result	Qualifier	Dilution	MDL	RL	Units	Prepared Date/Time	Analyzed Date/Time	Batch	Analyst Initials	Prep. Method
Aroclor-1016 (PCB-1016)	ND		10	1000	2500	ug/kg	01/11/21 08:00	01/11/21 18:53	B1A0164	ATS	3540C
Aroclor-1221 (PCB-1221)	ND		10	1000	2500	ug/kg	01/11/21 08:00	01/11/21 18:53	B1A0164	ATS	3540C
Aroclor-1232 (PCB-1232)	ND		10	1000	2500	ug/kg	01/11/21 08:00	01/11/21 18:53	B1A0164	ATS	3540C
Aroclor-1242 (PCB-1242)	ND		10	1000	2500	ug/kg	01/11/21 08:00	01/11/21 18:53	B1A0164	ATS	3540C
Aroclor-1248 (PCB-1248)	ND		10	1000	2500	ug/kg	01/11/21 08:00	01/11/21 18:53	B1A0164	ATS	3540C
Aroclor-1254 (PCB-1254)	**719000**		100	10000	25000	ug/kg	01/11/21 08:00	01/11/21 18:53	B1A0164	ATS	3540C
Aroclor-1260 (PCB-1260)	ND		10	1000	2500	ug/kg	01/11/21 08:00	01/11/21 18:53	B1A0164	ATS	3540C
Aroclor-1262 (PCB-1262)	ND		10	1000	2500	ug/kg	01/11/21 08:00	01/11/21 18:53	B1A0164	ATS	3540C
Aroclor-1268 (PCB-1268)	ND		10	1000	2500	ug/kg	01/11/21 08:00	01/11/21 18:53	B1A0164	ATS	3540C
	Recovery				Acceptance Criteria						
Surrogate: Decachlorobiphenyl	*119%*				*30-150*		01/11/21 08:00	*01/11/21 18:53*	B1A0164	*ATS*	3540C
Surrogate: Tetrachloro-m-xylene	*77.0%*				*30-150*		01/11/21 08:00	*01/11/21 18:53*	B1A0164	*ATS*	3540C

The contents of this report apply to the sample(s) analyzed in accordance with the chain of custody document.
No duplication of this report is allowed, except in its entirety without written approval of the laboratory.

AMERICAN ENVIRONMENTAL TESTING LABORATORY
2834 North Naomi Street Burbank, CA 91504 • ELAP# 1541 & 2402 • LACSD# 10181
TEL (888) 288-AETL • (818) 845-8200 • www.aetlab.com
A KYZER LABS COMPANY

NV5	AETL Job Number:	BCA0049	Site:	Cabrillo ES
3777 Long Beach Boulevard, Annex Building	Project Number:	SMSD-20-9850		
Long Beach, CA 90807	Attention:	Jonathan Barkman		
	Project Name:	Cabrillo ES PCB	Reported:	01/12/2021 15:34

Analytical Results

Client ID: **B-22**
Lab ID: **BCA0049-22 (Solid)** **Sampled:** **01/08/21 11:00**

PCBs

Method: EPA 8082

Analyte	Result	Qualifier	Dilution	MDL	RL	Units	Prepared Date/Time	Analyzed Date/Time	Batch	Analyst Initials	Prep. Method
Aroclor-1016 (PCB-1016)	ND		10	1000	2500	ug/kg	01/11/21 08:00	01/11/21 19:12	B1A0164	ATS	3540C
Aroclor-1221 (PCB-1221)	ND		10	1000	2500	ug/kg	01/11/21 08:00	01/11/21 19:12	B1A0164	ATS	3540C
Aroclor-1232 (PCB-1232)	ND		10	1000	2500	ug/kg	01/11/21 08:00	01/11/21 19:12	B1A0164	ATS	3540C
Aroclor-1242 (PCB-1242)	ND		10	1000	2500	ug/kg	01/11/21 08:00	01/11/21 19:12	B1A0164	ATS	3540C
Aroclor-1248 (PCB-1248)	ND		10	1000	2500	ug/kg	01/11/21 08:00	01/11/21 19:12	B1A0164	ATS	3540C
Aroclor-1254 (PCB-1254)	**240000**		50	5000	12500	ug/kg	01/11/21 08:00	01/11/21 19:12	B1A0164	ATS	3540C
Aroclor-1260 (PCB-1260)	ND		10	1000	2500	ug/kg	01/11/21 08:00	01/11/21 19:12	B1A0164	ATS	3540C
Aroclor-1262 (PCB-1262)	ND		10	1000	2500	ug/kg	01/11/21 08:00	01/11/21 19:12	B1A0164	ATS	3540C
Aroclor-1268 (PCB-1268)	ND		10	1000	2500	ug/kg	01/11/21 08:00	01/11/21 19:12	B1A0164	ATS	3540C
	Recovery				Acceptance Criteria						
Surrogate: Decachlorobiphenyl	*63.0%*				*30-150*		01/11/21 08:00	*01/11/21 19:12*	B1A0164	*ATS*	3540C
Surrogate: Tetrachloro-m-xylene	*40.7%*				*30-150*		01/11/21 08:00	*01/11/21 19:12*	B1A0164	*ATS*	3540C

The contents of this report apply to the sample(s) analyzed in accordance with the chain of custody document.
No duplication of this report is allowed, except in its entirety without written approval of the laboratory.

AMERICAN ENVIRONMENTAL TESTING LABORATORY
2834 North Naomi Street Burbank, CA 91504 • ELAP# 1541 & 2402 • LACSD# 10181
TEL (888) 288-AETL • (818) 845-8200 • www.aetlab.com
A KYZER LABS COMPANY

NV5	AETL Job Number:	BCA0049	Site:	Cabrillo ES
3777 Long Beach Boulevard, Annex Building	Project Number:	SMSD-20-9850		
Long Beach, CA 90807	Attention:	Jonathan Barkman		
	Project Name:	Cabrillo ES PCB	Reported:	01/12/2021 15:34

Analytical Results

Client ID: **B-25**
Lab ID: **BCA0049-25 (Solid)** **Sampled:** **01/08/21 12:20**

PCBs

Method: EPA 8082

Analyte	Result	Qualifier	Dilution	MDL	RL	Units	Prepared Date/Time	Analyzed Date/Time	Batch	Analyst Initials	Prep. Method
Aroclor-1016 (PCB-1016)	ND		10	1000	2500	ug/kg	01/11/21 08:00	01/11/21 19:31	B1A0164	ATS	3540C
Aroclor-1221 (PCB-1221)	ND		10	1000	2500	ug/kg	01/11/21 08:00	01/11/21 19:31	B1A0164	ATS	3540C
Aroclor-1232 (PCB-1232)	ND		10	1000	2500	ug/kg	01/11/21 08:00	01/11/21 19:31	B1A0164	ATS	3540C
Aroclor-1242 (PCB-1242)	ND		10	1000	2500	ug/kg	01/11/21 08:00	01/11/21 19:31	B1A0164	ATS	3540C
Aroclor-1248 (PCB-1248)	ND		10	1000	2500	ug/kg	01/11/21 08:00	01/11/21 19:31	B1A0164	ATS	3540C
Aroclor-1254 (PCB-1254)	**424000**		50	5000	12500	ug/kg	01/11/21 08:00	01/11/21 19:31	B1A0164	ATS	3540C
Aroclor-1260 (PCB-1260)	ND		10	1000	2500	ug/kg	01/11/21 08:00	01/11/21 19:31	B1A0164	ATS	3540C
Aroclor-1262 (PCB-1262)	ND		10	1000	2500	ug/kg	01/11/21 08:00	01/11/21 19:31	B1A0164	ATS	3540C
Aroclor-1268 (PCB-1268)	ND		10	1000	2500	ug/kg	01/11/21 08:00	01/11/21 19:31	B1A0164	ATS	3540C
	Recovery				Acceptance Criteria						
Surrogate: Decachlorobiphenyl	*128%*				*30-150*		01/11/21 08:00	*01/11/21 19:31*	B1A0164	*ATS*	3540C
Surrogate: Tetrachloro-m-xylene	*84.8%*				*30-150*		01/11/21 08:00	*01/11/21 19:31*	B1A0164	*ATS*	3540C

The contents of this report apply to the sample(s) analyzed in accordance with the chain of custody document.
No duplication of this report is allowed, except in its entirety without written approval of the laboratory.

AMERICAN ENVIRONMENTAL TESTING LABORATORY
2834 North Naomi Street Burbank, CA 91504 • ELAP# 1541 & 2402 • LACSD# 10181
TEL (888) 288-AETL • (818) 845-8200 • www.aetlab.com
A KYZER LABS COMPANY

NV5	AETL Job Number:	BCA0049	Site:	Cabrillo ES
3777 Long Beach Boulevard, Annex Building	Project Number:	SMSD-20-9850		
Long Beach, CA 90807	Attention:	Jonathan Barkman		
	Project Name:	Cabrillo ES PCB	Reported:	01/12/2021 15:34

Analytical Results

Client ID: **B-26**
Lab ID: **BCA0049-26 (Solid)** **Sampled:** **01/08/21 12:30**

Analyte	Result	Qualifier	Dilution	MDL	RL	Units	Prepared Date/Time	Analyzed Date/Time	Batch	Analyst Initials	Prep. Method
PCBs											
Method: EPA 8082											
Aroclor-1016 (PCB-1016)	ND		10	1000	2500	ug/kg	01/11/21 08:00	01/11/21 20:10	B1A0164	ATS	3540C
Aroclor-1221 (PCB-1221)	ND		10	1000	2500	ug/kg	01/11/21 08:00	01/11/21 20:10	B1A0164	ATS	3540C
Aroclor-1232 (PCB-1232)	ND		10	1000	2500	ug/kg	01/11/21 08:00	01/11/21 20:10	B1A0164	ATS	3540C
Aroclor-1242 (PCB-1242)	ND		10	1000	2500	ug/kg	01/11/21 08:00	01/11/21 20:10	B1A0164	ATS	3540C
Aroclor-1248 (PCB-1248)	ND		10	1000	2500	ug/kg	01/11/21 08:00	01/11/21 20:10	B1A0164	ATS	3540C
Aroclor-1254 (PCB-1254)	**1830000**		200	20000	50000	ug/kg	01/11/21 08:00	01/11/21 20:10	B1A0164	ATS	3540C
Aroclor-1260 (PCB-1260)	ND		10	1000	2500	ug/kg	01/11/21 08:00	01/11/21 20:10	B1A0164	ATS	3540C
Aroclor-1262 (PCB-1262)	ND		10	1000	2500	ug/kg	01/11/21 08:00	01/11/21 20:10	B1A0164	ATS	3540C
Aroclor-1268 (PCB-1268)	ND		10	1000	2500	ug/kg	01/11/21 08:00	01/11/21 20:10	B1A0164	ATS	3540C
	Recovery				Acceptance Criteria						
Surrogate: Decachlorobiphenyl	*121%*				*30-150*		01/11/21 08:00	*01/11/21 20:10*	B1A0164	*ATS*	3540C
Surrogate: Tetrachloro-m-xylene	*50.7%*				*30-150*		01/11/21 08:00	*01/11/21 20:10*	B1A0164	*ATS*	3540C

The contents of this report apply to the sample(s) analyzed in accordance with the chain of custody document.
No duplication of this report is allowed, except in its entirety without written approval of the laboratory.

AMERICAN ENVIRONMENTAL TESTING LABORATORY
2834 North Naomi Street Burbank, CA 91504 • ELAP# 1541 & 2402 • LACSD# 10181
TEL (888) 288-AETL • (818) 845-8200 • www.aetlab.com
A KYZER LABS COMPANY

NV5	AETL Job Number:	BCA0049	Site:	Cabrillo ES
3777 Long Beach Boulevard, Annex Building	Project Number:	SMSD-20-9850		
Long Beach, CA 90807	Attention:	Jonathan Barkman		
	Project Name:	Cabrillo ES PCB	Reported:	01/12/2021 15:34

Analytical Results

Client ID: **B-27**
Lab ID: **BCA0049-27 (Solid)** **Sampled:** **01/08/21 12:40**

PCBs

Method: EPA 8082

Analyte	Result	Qualifier	Dilution	MDL	RL	Units	Prepared Date/Time	Analyzed Date/Time	Batch	Analyst Initials	Prep. Method
Aroclor-1016 (PCB-1016)	ND		10	1000	2500	ug/kg	01/11/21 11:42	01/11/21 21:27	B1A0165	ATS	3540C
Aroclor-1221 (PCB-1221)	ND		10	1000	2500	ug/kg	01/11/21 11:42	01/11/21 21:27	B1A0165	ATS	3540C
Aroclor-1232 (PCB-1232)	ND		10	1000	2500	ug/kg	01/11/21 11:42	01/11/21 21:27	B1A0165	ATS	3540C
Aroclor-1242 (PCB-1242)	ND		10	1000	2500	ug/kg	01/11/21 11:42	01/11/21 21:27	B1A0165	ATS	3540C
Aroclor-1248 (PCB-1248)	ND		10	1000	2500	ug/kg	01/11/21 11:42	01/11/21 21:27	B1A0165	ATS	3540C
Aroclor-1254 (PCB-1254)	**336000**		50	5000	12500	ug/kg	01/11/21 11:42	01/11/21 21:27	B1A0165	ATS	3540C
Aroclor-1260 (PCB-1260)	ND		10	1000	2500	ug/kg	01/11/21 11:42	01/11/21 21:27	B1A0165	ATS	3540C
Aroclor-1262 (PCB-1262)	ND		10	1000	2500	ug/kg	01/11/21 11:42	01/11/21 21:27	B1A0165	ATS	3540C
Aroclor-1268 (PCB-1268)	ND		10	1000	2500	ug/kg	01/11/21 11:42	01/11/21 21:27	B1A0165	ATS	3540C
	Recovery				Acceptance Criteria						
Surrogate: Decachlorobiphenyl	*110%*				*30-150*		01/11/21 11:42	*01/11/21 21:27*	B1A0165	*ATS*	3540C
Surrogate: Tetrachloro-m-xylene	*48.4%*				*30-150*		01/11/21 11:42	*01/11/21 21:27*	B1A0165	*ATS*	3540C

The contents of this report apply to the sample(s) analyzed in accordance with the chain of custody document.
No duplication of this report is allowed, except in its entirety without written approval of the laboratory.

AMERICAN ENVIRONMENTAL TESTING LABORATORY
2834 North Naomi Street Burbank, CA 91504 • ELAP# 1541 & 2402 • LACSD# 10181
TEL (888) 288-AETL • (818) 845-8200 • www.aetlab.com
A KYZER LABS COMPANY

NV5	AETL Job Number:	BCA0049	Site:	Cabrillo ES
3777 Long Beach Boulevard, Annex Building	Project Number:	SMSD-20-9850		
Long Beach, CA 90807	Attention:	Jonathan Barkman		
	Project Name:	Cabrillo ES PCB	Reported:	01/12/2021 15:34

Analytical Results

Client ID: **B-28**
Lab ID: **BCA0049-28 (Solid)** **Sampled:** **01/08/21 12:50**

PCBs

Method: EPA 8082

Analyte	Result	Qualifier	Dilution	MDL	RL	Units	Prepared Date/Time	Analyzed Date/Time	Batch	Analyst Initials	Prep. Method
Aroclor-1016 (PCB-1016)	ND		10	1000	2500	ug/kg	01/11/21 11:42	01/11/21 21:46	B1A0165	ATS	3540C
Aroclor-1221 (PCB-1221)	ND		10	1000	2500	ug/kg	01/11/21 11:42	01/11/21 21:46	B1A0165	ATS	3540C
Aroclor-1232 (PCB-1232)	ND		10	1000	2500	ug/kg	01/11/21 11:42	01/11/21 21:46	B1A0165	ATS	3540C
Aroclor-1242 (PCB-1242)	ND		10	1000	2500	ug/kg	01/11/21 11:42	01/11/21 21:46	B1A0165	ATS	3540C
Aroclor-1248 (PCB-1248)	ND		10	1000	2500	ug/kg	01/11/21 11:42	01/11/21 21:46	B1A0165	ATS	3540C
Aroclor-1254 (PCB-1254)	ND		10	1000	2500	ug/kg	01/11/21 11:42	01/11/21 21:46	B1A0165	ATS	3540C
Aroclor-1260 (PCB-1260)	ND		10	1000	2500	ug/kg	01/11/21 11:42	01/11/21 21:46	B1A0165	ATS	3540C
Aroclor-1262 (PCB-1262)	ND		10	1000	2500	ug/kg	01/11/21 11:42	01/11/21 21:46	B1A0165	ATS	3540C
Aroclor-1268 (PCB-1268)	ND		10	1000	2500	ug/kg	01/11/21 11:42	01/11/21 21:46	B1A0165	ATS	3540C
	Recovery				Acceptance Criteria						
Surrogate: Decachlorobiphenyl	*76.4%*				*30-150*		01/11/21 11:42	*01/11/21 21:46*	B1A0165	*ATS*	3540C
Surrogate: Tetrachloro-m-xylene	*85.9%*				*30-150*		01/11/21 11:42	*01/11/21 21:46*	B1A0165	*ATS*	3540C

The contents of this report apply to the sample(s) analyzed in accordance with the chain of custody document.
No duplication of this report is allowed, except in its entirety without written approval of the laboratory.

AMERICAN ENVIRONMENTAL TESTING LABORATORY
2834 North Naomi Street Burbank, CA 91504 • ELAP# 1541 & 2402 • LACSD# 10181
TEL (888) 288-AETL • (818) 845-8200 • www.aetlab.com
A KYZER LABS COMPANY

NV5	AETL Job Number:	BCA0049	Site:	Cabrillo ES
3777 Long Beach Boulevard, Annex Building	Project Number:	SMSD-20-9850		
Long Beach, CA 90807	Attention:	Jonathan Barkman		
	Project Name:	Cabrillo ES PCB	Reported:	01/12/2021 15:34

Analytical Results

Client ID: **B-29**
Lab ID: **BCA0049-29 (Solid)** **Sampled:** **01/08/21 13:00**

PCBs

Method: EPA 8082

Analyte	Result	Qualifier	Dilution	MDL	RL	Units	Prepared Date/Time	Analyzed Date/Time	Batch	Analyst Initials	Prep. Method
Aroclor-1016 (PCB-1016)	ND		10	1000	2500	ug/kg	01/11/21 11:42	01/11/21 22:06	B1A0165	ATS	3540C
Aroclor-1221 (PCB-1221)	ND		10	1000	2500	ug/kg	01/11/21 11:42	01/11/21 22:06	B1A0165	ATS	3540C
Aroclor-1232 (PCB-1232)	ND		10	1000	2500	ug/kg	01/11/21 11:42	01/11/21 22:06	B1A0165	ATS	3540C
Aroclor-1242 (PCB-1242)	ND		10	1000	2500	ug/kg	01/11/21 11:42	01/11/21 22:06	B1A0165	ATS	3540C
Aroclor-1248 (PCB-1248)	ND		10	1000	2500	ug/kg	01/11/21 11:42	01/11/21 22:06	B1A0165	ATS	3540C
Aroclor-1254 (PCB-1254)	**433000**		50	5000	12500	ug/kg	01/11/21 11:42	01/11/21 22:06	B1A0165	ATS	3540C
Aroclor-1260 (PCB-1260)	ND		10	1000	2500	ug/kg	01/11/21 11:42	01/11/21 22:06	B1A0165	ATS	3540C
Aroclor-1262 (PCB-1262)	ND		10	1000	2500	ug/kg	01/11/21 11:42	01/11/21 22:06	B1A0165	ATS	3540C
Aroclor-1268 (PCB-1268)	ND		10	1000	2500	ug/kg	01/11/21 11:42	01/11/21 22:06	B1A0165	ATS	3540C
	Recovery				Acceptance Criteria						
Surrogate: Decachlorobiphenyl	*130%*				*30-150*		01/11/21 11:42	*01/11/21 22:06*	B1A0165	*ATS*	3540C
Surrogate: Tetrachloro-m-xylene	*59.0%*				*30-150*		01/11/21 11:42	*01/11/21 22:06*	B1A0165	*ATS*	3540C

The contents of this report apply to the sample(s) analyzed in accordance with the chain of custody document.
No duplication of this report is allowed, except in its entirety without written approval of the laboratory.

AMERICAN ENVIRONMENTAL TESTING LABORATORY
2834 North Naomi Street Burbank, CA 91504 • ELAP# 1541 & 2402 • LACSD# 10181
TEL (888) 288-AETL • (818) 845-8200 • www.aetlab.com
A KYZER LABS COMPANY

NV5	AETL Job Number:	BCA0049	Site:	Cabrillo ES
3777 Long Beach Boulevard, Annex Building	Project Number:	SMSD-20-9850		
Long Beach, CA 90807	Attention:	Jonathan Barkman		
	Project Name:	Cabrillo ES PCB	Reported:	01/12/2021 15:34

Analytical Results

Client ID: **B-32**
Lab ID: **BCA0049-32 (Solid)** **Sampled:** **01/08/21 13:30**

PCBs

Method: EPA 8082

Analyte	Result	Qualifier	Dilution	MDL	RL	Units	Prepared Date/Time	Analyzed Date/Time	Batch	Analyst Initials	Prep. Method
Aroclor-1016 (PCB-1016)	ND		10	1000	2500	ug/kg	01/11/21 11:42	01/11/21 22:25	B1A0165	ATS	3540C
Aroclor-1221 (PCB-1221)	ND		10	1000	2500	ug/kg	01/11/21 11:42	01/11/21 22:25	B1A0165	ATS	3540C
Aroclor-1232 (PCB-1232)	ND		10	1000	2500	ug/kg	01/11/21 11:42	01/11/21 22:25	B1A0165	ATS	3540C
Aroclor-1242 (PCB-1242)	ND		10	1000	2500	ug/kg	01/11/21 11:42	01/11/21 22:25	B1A0165	ATS	3540C
Aroclor-1248 (PCB-1248)	ND		10	1000	2500	ug/kg	01/11/21 11:42	01/11/21 22:25	B1A0165	ATS	3540C
Aroclor-1254 (PCB-1254)	**263000**		50	5000	12500	ug/kg	01/11/21 11:42	01/11/21 22:25	B1A0165	ATS	3540C
Aroclor-1260 (PCB-1260)	ND		10	1000	2500	ug/kg	01/11/21 11:42	01/11/21 22:25	B1A0165	ATS	3540C
Aroclor-1262 (PCB-1262)	ND		10	1000	2500	ug/kg	01/11/21 11:42	01/11/21 22:25	B1A0165	ATS	3540C
Aroclor-1268 (PCB-1268)	ND		10	1000	2500	ug/kg	01/11/21 11:42	01/11/21 22:25	B1A0165	ATS	3540C
	Recovery				Acceptance Criteria						
Surrogate: Decachlorobiphenyl	*83.1%*				*30-150*		01/11/21 11:42	*01/11/21 22:25*	B1A0165	*ATS*	3540C
Surrogate: Tetrachloro-m-xylene	*65.2%*				*30-150*		01/11/21 11:42	*01/11/21 22:25*	B1A0165	*ATS*	3540C

The contents of this report apply to the sample(s) analyzed in accordance with the chain of custody document.
No duplication of this report is allowed, except in its entirety without written approval of the laboratory.

AMERICAN ENVIRONMENTAL TESTING LABORATORY
2834 North Naomi Street Burbank, CA 91504 • ELAP# 1541 & 2402 • LACSD# 10181
TEL (888) 288-AETL • (818) 845-8200 • www.aetlab.com
A KYZER LABS COMPANY

NV5	AETL Job Number:	BCA0049	Site:	Cabrillo ES
3777 Long Beach Boulevard, Annex Building	Project Number:	SMSD-20-9850		
Long Beach, CA 90807	Attention:	Jonathan Barkman		
	Project Name:	Cabrillo ES PCB	Reported:	01/12/2021 15:34

Analytical Results

Client ID: **B-33**
Lab ID: **BCA0049-33 (Solid)** **Sampled:** **01/08/21 13:40**

Analyte	Result	Qualifier	Dilution	MDL	RL	Units	Prepared Date/Time	Analyzed Date/Time	Batch	Analyst Initials	Prep. Method
PCBs											
Method: EPA 8082											
Aroclor-1016 (PCB-1016)	ND		5	1000	2500	ug/kg	01/11/21 11:42	01/11/21 23:23	B1A0165	ATS	3540C
Aroclor-1221 (PCB-1221)	ND		5	1000	2500	ug/kg	01/11/21 11:42	01/11/21 23:23	B1A0165	ATS	3540C
Aroclor-1232 (PCB-1232)	ND		5	1000	2500	ug/kg	01/11/21 11:42	01/11/21 23:23	B1A0165	ATS	3540C
Aroclor-1242 (PCB-1242)	ND		5	1000	2500	ug/kg	01/11/21 11:42	01/11/21 23:23	B1A0165	ATS	3540C
Aroclor-1248 (PCB-1248)	ND		5	1000	2500	ug/kg	01/11/21 11:42	01/11/21 23:23	B1A0165	ATS	3540C
Aroclor-1254 (PCB-1254)	**923000**		50	10000	25000	ug/kg	01/11/21 11:42	01/11/21 23:23	B1A0165	ATS	3540C
Aroclor-1260 (PCB-1260)	ND		5	1000	2500	ug/kg	01/11/21 11:42	01/11/21 23:23	B1A0165	ATS	3540C
Aroclor-1262 (PCB-1262)	ND		5	1000	2500	ug/kg	01/11/21 11:42	01/11/21 23:23	B1A0165	ATS	3540C
Aroclor-1268 (PCB-1268)	ND		5	1000	2500	ug/kg	01/11/21 11:42	01/11/21 23:23	B1A0165	ATS	3540C
	Recovery				Acceptance Criteria						
Surrogate: Decachlorobiphenyl	*122%*				*30-150*		01/11/21 11:42	*01/11/21 23:23*	B1A0165	*ATS*	3540C
Surrogate: Tetrachloro-m-xylene	*68.8%*				*30-150*		01/11/21 11:42	*01/11/21 23:23*	B1A0165	*ATS*	3540C

The contents of this report apply to the sample(s) analyzed in accordance with the chain of custody document.
No duplication of this report is allowed, except in its entirety without written approval of the laboratory.

AMERICAN ENVIRONMENTAL TESTING LABORATORY
2834 North Naomi Street Burbank, CA 91504 • ELAP# 1541 & 2402 • LACSD# 10181
TEL (888) 288-AETL • (818) 845-8200 • www.aetlab.com
A KYZER LABS COMPANY

NV5	AETL Job Number:	BCA0049	Site:	Cabrillo ES
3777 Long Beach Boulevard, Annex Building	Project Number:	SMSD-20-9850		
Long Beach, CA 90807	Attention:	Jonathan Barkman		
	Project Name:	Cabrillo ES PCB	Reported:	01/12/2021 15:34

Analytical Results

Client ID: **C-01**
Lab ID: **BCA0049-34 (Solid)** **Sampled:** **01/08/21 13:50**

PCBs

Method: EPA 8082

Analyte	Result	Qualifier	Dilution	MDL	RL	Units	Prepared Date/Time	Analyzed Date/Time	Batch	Analyst Initials	Prep. Method
Aroclor-1016 (PCB-1016)	ND		5	500	1250	ug/kg	01/11/21 11:42	01/11/21 23:42	B1A0165	ATS	3540C
Aroclor-1221 (PCB-1221)	ND		5	500	1250	ug/kg	01/11/21 11:42	01/11/21 23:42	B1A0165	ATS	3540C
Aroclor-1232 (PCB-1232)	ND		5	500	1250	ug/kg	01/11/21 11:42	01/11/21 23:42	B1A0165	ATS	3540C
Aroclor-1242 (PCB-1242)	ND		5	500	1250	ug/kg	01/11/21 11:42	01/11/21 23:42	B1A0165	ATS	3540C
Aroclor-1248 (PCB-1248)	ND		5	500	1250	ug/kg	01/11/21 11:42	01/11/21 23:42	B1A0165	ATS	3540C
Aroclor-1254 (PCB-1254)	ND		5	500	1250	ug/kg	01/11/21 11:42	01/11/21 23:42	B1A0165	ATS	3540C
Aroclor-1260 (PCB-1260)	ND		5	500	1250	ug/kg	01/11/21 11:42	01/11/21 23:42	B1A0165	ATS	3540C
Aroclor-1262 (PCB-1262)	ND		5	500	1250	ug/kg	01/11/21 11:42	01/11/21 23:42	B1A0165	ATS	3540C
Aroclor-1268 (PCB-1268)	ND		5	500	1250	ug/kg	01/11/21 11:42	01/11/21 23:42	B1A0165	ATS	3540C
	Recovery				Acceptance Criteria						
Surrogate: Decachlorobiphenyl	*101%*				*30-150*		01/11/21 11:42	*01/11/21 23:42*	B1A0165	*ATS*	3540C
Surrogate: Tetrachloro-m-xylene	*77.5%*				*30-150*		01/11/21 11:42	*01/11/21 23:42*	B1A0165	*ATS*	3540C

The contents of this report apply to the sample(s) analyzed in accordance with the chain of custody document.
No duplication of this report is allowed, except in its entirety without written approval of the laboratory.

AMERICAN ENVIRONMENTAL TESTING LABORATORY
2834 North Naomi Street Burbank, CA 91504 • ELAP# 1541 & 2402 • LACSD# 10181
TEL (888) 288-AETL • (818) 845-8200 • www.aetlab.com
A KYZER LABS COMPANY

NV5	AETL Job Number:	BCA0049	Site:	Cabrillo ES
3777 Long Beach Boulevard, Annex Building	Project Number:	SMSD-20-9850		
Long Beach, CA 90807	Attention:	Jonathan Barkman		
	Project Name:	Cabrillo ES PCB	Reported:	01/12/2021 15:34

Analytical Results

Client ID: **C-02**
Lab ID: **BCA0049-35 (Solid)** **Sampled:** **01/08/21 14:00**

PCBs

Method: EPA 8082

Analyte	Result	Qualifier	Dilution	MDL	RL	Units	Prepared Date/Time	Analyzed Date/Time	Batch	Analyst Initials	Prep. Method
Aroclor-1016 (PCB-1016)	ND		5	500	1250	ug/kg	01/11/21 11:42	01/12/21 00:01	B1A0165	ATS	3540C
Aroclor-1221 (PCB-1221)	ND		5	500	1250	ug/kg	01/11/21 11:42	01/12/21 00:01	B1A0165	ATS	3540C
Aroclor-1232 (PCB-1232)	ND		5	500	1250	ug/kg	01/11/21 11:42	01/12/21 00:01	B1A0165	ATS	3540C
Aroclor-1242 (PCB-1242)	ND		5	500	1250	ug/kg	01/11/21 11:42	01/12/21 00:01	B1A0165	ATS	3540C
Aroclor-1248 (PCB-1248)	ND		5	500	1250	ug/kg	01/11/21 11:42	01/12/21 00:01	B1A0165	ATS	3540C
Aroclor-1254 (PCB-1254)	ND		5	500	1250	ug/kg	01/11/21 11:42	01/12/21 00:01	B1A0165	ATS	3540C
Aroclor-1260 (PCB-1260)	ND		5	500	1250	ug/kg	01/11/21 11:42	01/12/21 00:01	B1A0165	ATS	3540C
Aroclor-1262 (PCB-1262)	ND		5	500	1250	ug/kg	01/11/21 11:42	01/12/21 00:01	B1A0165	ATS	3540C
Aroclor-1268 (PCB-1268)	ND		5	500	1250	ug/kg	01/11/21 11:42	01/12/21 00:01	B1A0165	ATS	3540C
	Recovery				Acceptance Criteria						
Surrogate: Decachlorobiphenyl	*108%*				*30-150*		01/11/21 11:42	*01/12/21 00:01*	B1A0165	*ATS*	3540C
Surrogate: Tetrachloro-m-xylene	*86.7%*				*30-150*		01/11/21 11:42	*01/12/21 00:01*	B1A0165	*ATS*	3540C

The contents of this report apply to the sample(s) analyzed in accordance with the chain of custody document.
No duplication of this report is allowed, except in its entirety without written approval of the laboratory.

AMERICAN ENVIRONMENTAL TESTING LABORATORY
2834 North Naomi Street Burbank, CA 91504 • ELAP# 1541 & 2402 • LACSD# 10181
TEL (888) 288-AETL • (818) 845-8200 • www.aetlab.com
A KYZER LABS COMPANY

NV5	AETL Job Number:	BCA0049	Site:	Cabrillo ES
3777 Long Beach Boulevard, Annex Building	Project Number:	SMSD-20-9850		
Long Beach, CA 90807	Attention:	Jonathan Barkman		
	Project Name:	Cabrillo ES PCB	Reported:	01/12/2021 15:34

Analytical Results

Client ID: C-03
Lab ID: BCA0049-36 (Solid) **Sampled:** 01/08/21 14:10

PCBs

Method: EPA 8082

Analyte	Result	Qualifier	Dilution	MDL	RL	Units	Prepared Date/Time	Analyzed Date/Time	Batch	Analyst Initials	Prep. Method
Aroclor-1016 (PCB-1016)	ND		5	500	1250	ug/kg	01/11/21 11:42	01/12/21 00:21	B1A0165	ATS	3540C
Aroclor-1221 (PCB-1221)	ND		5	500	1250	ug/kg	01/11/21 11:42	01/12/21 00:21	B1A0165	ATS	3540C
Aroclor-1232 (PCB-1232)	ND		5	500	1250	ug/kg	01/11/21 11:42	01/12/21 00:21	B1A0165	ATS	3540C
Aroclor-1242 (PCB-1242)	ND		5	500	1250	ug/kg	01/11/21 11:42	01/12/21 00:21	B1A0165	ATS	3540C
Aroclor-1248 (PCB-1248)	ND		5	500	1250	ug/kg	01/11/21 11:42	01/12/21 00:21	B1A0165	ATS	3540C
Aroclor-1254 (PCB-1254)	ND		5	500	1250	ug/kg	01/11/21 11:42	01/12/21 00:21	B1A0165	ATS	3540C
Aroclor-1260 (PCB-1260)	ND		5	500	1250	ug/kg	01/11/21 11:42	01/12/21 00:21	B1A0165	ATS	3540C
Aroclor-1262 (PCB-1262)	ND		5	500	1250	ug/kg	01/11/21 11:42	01/12/21 00:21	B1A0165	ATS	3540C
Aroclor-1268 (PCB-1268)	ND		5	500	1250	ug/kg	01/11/21 11:42	01/12/21 00:21	B1A0165	ATS	3540C
	Recovery				Acceptance Criteria						
Surrogate: Decachlorobiphenyl	*96.8%*				*30-150*		01/11/21 11:42	*01/12/21 00:21*	B1A0165	*ATS*	3540C
Surrogate: Tetrachloro-m-xylene	*128%*				*30-150*		01/11/21 11:42	*01/12/21 00:21*	B1A0165	*ATS*	3540C

The contents of this report apply to the sample(s) analyzed in accordance with the chain of custody document.
No duplication of this report is allowed, except in its entirety without written approval of the laboratory.

AMERICAN ENVIRONMENTAL TESTING LABORATORY
2834 North Naomi Street Burbank, CA 91504 • ELAP# 1541 & 2402 • LACSD# 10181
TEL (888) 288-AETL • (818) 845-8200 • www.aetlab.com
A KYZER LABS COMPANY

NV5	AETL Job Number:	BCA0049	Site:	Cabrillo ES
3777 Long Beach Boulevard, Annex Building	Project Number:	SMSD-20-9850		
Long Beach, CA 90807	Attention:	Jonathan Barkman		
	Project Name:	Cabrillo ES PCB	Reported:	01/12/2021 15:34

Analytical Results

Client ID: **C-04**
Lab ID: **BCA0049-37 (Solid)** **Sampled:** **01/08/21 14:20**

PCBs

Method: EPA 8082

Analyte	Result	Qualifier	Dilution	MDL	RL	Units	Prepared Date/Time	Analyzed Date/Time	Batch	Analyst Initials	Prep. Method
Aroclor-1016 (PCB-1016)	ND		5	500	1250	ug/kg	01/11/21 11:42	01/12/21 00:40	B1A0165	ATS	3540C
Aroclor-1221 (PCB-1221)	ND		5	500	1250	ug/kg	01/11/21 11:42	01/12/21 00:40	B1A0165	ATS	3540C
Aroclor-1232 (PCB-1232)	ND		5	500	1250	ug/kg	01/11/21 11:42	01/12/21 00:40	B1A0165	ATS	3540C
Aroclor-1242 (PCB-1242)	ND		5	500	1250	ug/kg	01/11/21 11:42	01/12/21 00:40	B1A0165	ATS	3540C
Aroclor-1248 (PCB-1248)	ND		5	500	1250	ug/kg	01/11/21 11:42	01/12/21 00:40	B1A0165	ATS	3540C
Aroclor-1254 (PCB-1254)	ND		5	500	1250	ug/kg	01/11/21 11:42	01/12/21 00:40	B1A0165	ATS	3540C
Aroclor-1260 (PCB-1260)	ND		5	500	1250	ug/kg	01/11/21 11:42	01/12/21 00:40	B1A0165	ATS	3540C
Aroclor-1262 (PCB-1262)	ND		5	500	1250	ug/kg	01/11/21 11:42	01/12/21 00:40	B1A0165	ATS	3540C
Aroclor-1268 (PCB-1268)	ND		5	500	1250	ug/kg	01/11/21 11:42	01/12/21 00:40	B1A0165	ATS	3540C
	Recovery				Acceptance Criteria						
Surrogate: Decachlorobiphenyl	*82.3%*				*30-150*		01/11/21 11:42	*01/12/21 00:40*	B1A0165	*ATS*	3540C
Surrogate: Tetrachloro-m-xylene	*142%*				*30-150*		01/11/21 11:42	*01/12/21 00:40*	B1A0165	*ATS*	3540C

The contents of this report apply to the sample(s) analyzed in accordance with the chain of custody document.
No duplication of this report is allowed, except in its entirety without written approval of the laboratory.

AMERICAN ENVIRONMENTAL TESTING LABORATORY
2834 North Naomi Street Burbank, CA 91504 • ELAP# 1541 & 2402 • LACSD# 10181
TEL (888) 288-AETL • (818) 845-8200 • www.aetlab.com
A KYZER LABS COMPANY

NV5	AETL Job Number:	BCA0049	Site:	Cabrillo ES
3777 Long Beach Boulevard, Annex Building	Project Number:	SMSD-20-9850		
Long Beach, CA 90807	Attention:	Jonathan Barkman		
	Project Name:	Cabrillo ES PCB	Reported:	01/12/2021 15:34

Analytical Results

Client ID: C-05
Lab ID: BCA0049-38 (Solid) **Sampled:** 01/08/21 14:30

PCBs

Method: EPA 8082

Analyte	Result	Qualifier	Dilution	MDL	RL	Units	Prepared Date/Time	Analyzed Date/Time	Batch	Analyst Initials	Prep. Method
Aroclor-1016 (PCB-1016)	ND		5	1000	2500	ug/kg	01/11/21 11:42	01/12/21 00:59	B1A0165	ATS	3540C
Aroclor-1221 (PCB-1221)	ND		5	1000	2500	ug/kg	01/11/21 11:42	01/12/21 00:59	B1A0165	ATS	3540C
Aroclor-1232 (PCB-1232)	ND		5	1000	2500	ug/kg	01/11/21 11:42	01/12/21 00:59	B1A0165	ATS	3540C
Aroclor-1242 (PCB-1242)	ND		5	1000	2500	ug/kg	01/11/21 11:42	01/12/21 00:59	B1A0165	ATS	3540C
Aroclor-1248 (PCB-1248)	ND		5	1000	2500	ug/kg	01/11/21 11:42	01/12/21 00:59	B1A0165	ATS	3540C
Aroclor-1254 (PCB-1254)	ND		5	1000	2500	ug/kg	01/11/21 11:42	01/12/21 00:59	B1A0165	ATS	3540C
Aroclor-1260 (PCB-1260)	ND		5	1000	2500	ug/kg	01/11/21 11:42	01/12/21 00:59	B1A0165	ATS	3540C
Aroclor-1262 (PCB-1262)	ND		5	1000	2500	ug/kg	01/11/21 11:42	01/12/21 00:59	B1A0165	ATS	3540C
Aroclor-1268 (PCB-1268)	ND		5	1000	2500	ug/kg	01/11/21 11:42	01/12/21 00:59	B1A0165	ATS	3540C
	Recovery				Acceptance Criteria						
Surrogate: Decachlorobiphenyl	*95.1%*				*30-150*		01/11/21 11:42	*01/12/21 00:59*	B1A0165	*ATS*	3540C
Surrogate: Tetrachloro-m-xylene	*142%*				*30-150*		01/11/21 11:42	*01/12/21 00:59*	B1A0165	*ATS*	3540C

The contents of this report apply to the sample(s) analyzed in accordance with the chain of custody document.
No duplication of this report is allowed, except in its entirety without written approval of the laboratory.

AMERICAN ENVIRONMENTAL TESTING LABORATORY
2834 North Naomi Street Burbank, CA 91504 • ELAP# 1541 & 2402 • LACSD# 10181
TEL (888) 288-AETL • (818) 845-8200 • www.aetlab.com
A KYZER LABS COMPANY

NV5	AETL Job Number:	BCA0049	Site:	Cabrillo ES
3777 Long Beach Boulevard, Annex Building	Project Number:	SMSD-20-9850		
Long Beach, CA 90807	Attention:	Jonathan Barkman		
	Project Name:	Cabrillo ES PCB	Reported:	01/12/2021 15:34

Analytical Results

Client ID: **C-06**
Lab ID: **BCA0049-39 (Solid)** **Sampled:** **01/08/21 14:40**

PCBs

Method: EPA 8082

Analyte	Result	Qualifier	Dilution	MDL	RL	Units	Prepared Date/Time	Analyzed Date/Time	Batch	Analyst Initials	Prep. Method
Aroclor-1016 (PCB-1016)	ND		5	500	1250	ug/kg	01/11/21 11:42	01/12/21 01:19	B1A0165	ATS	3540C
Aroclor-1221 (PCB-1221)	ND		5	500	1250	ug/kg	01/11/21 11:42	01/12/21 01:19	B1A0165	ATS	3540C
Aroclor-1232 (PCB-1232)	ND		5	500	1250	ug/kg	01/11/21 11:42	01/12/21 01:19	B1A0165	ATS	3540C
Aroclor-1242 (PCB-1242)	ND		5	500	1250	ug/kg	01/11/21 11:42	01/12/21 01:19	B1A0165	ATS	3540C
Aroclor-1248 (PCB-1248)	ND		5	500	1250	ug/kg	01/11/21 11:42	01/12/21 01:19	B1A0165	ATS	3540C
Aroclor-1254 (PCB-1254)	ND		5	500	1250	ug/kg	01/11/21 11:42	01/12/21 01:19	B1A0165	ATS	3540C
Aroclor-1260 (PCB-1260)	ND		5	500	1250	ug/kg	01/11/21 11:42	01/12/21 01:19	B1A0165	ATS	3540C
Aroclor-1262 (PCB-1262)	ND		5	500	1250	ug/kg	01/11/21 11:42	01/12/21 01:19	B1A0165	ATS	3540C
Aroclor-1268 (PCB-1268)	ND		5	500	1250	ug/kg	01/11/21 11:42	01/12/21 01:19	B1A0165	ATS	3540C
	Recovery				Acceptance Criteria						
Surrogate: Decachlorobiphenyl	*92.0%*				*30-150*		01/11/21 11:42	*01/12/21 01:19*	B1A0165	*ATS*	3540C
Surrogate: Tetrachloro-m-xylene	*82.0%*				*30-150*		01/11/21 11:42	*01/12/21 01:19*	B1A0165	*ATS*	3540C

The contents of this report apply to the sample(s) analyzed in accordance with the chain of custody document.
No duplication of this report is allowed, except in its entirety without written approval of the laboratory.

AMERICAN ENVIRONMENTAL TESTING LABORATORY
2834 North Naomi Street Burbank, CA 91504 • ELAP# 1541 & 2402 • LACSD# 10181
TEL (888) 288-AETL • (818) 845-8200 • www.aetlab.com
A KYZER LABS COMPANY

NV5	AETL Job Number:	BCA0049	Site:	Cabrillo ES
3777 Long Beach Boulevard, Annex Building	Project Number:	SMSD-20-9850		
Long Beach, CA 90807	Attention:	Jonathan Barkman		
	Project Name:	Cabrillo ES PCB	Reported:	01/12/2021 15:34

Analytical Results

Client ID: D-01
Lab ID: BCA0049-40 (Solid) **Sampled:** 01/08/21 14:50

PCBs

Method: EPA 8082

Analyte	Result	Qualifier	Dilution	MDL	RL	Units	Prepared Date/Time	Analyzed Date/Time	Batch	Analyst Initials	Prep. Method
Aroclor-1016 (PCB-1016)	ND		5	500	1250	ug/kg	01/11/21 11:42	01/12/21 01:38	B1A0165	ATS	3540C
Aroclor-1221 (PCB-1221)	ND		5	500	1250	ug/kg	01/11/21 11:42	01/12/21 01:38	B1A0165	ATS	3540C
Aroclor-1232 (PCB-1232)	ND		5	500	1250	ug/kg	01/11/21 11:42	01/12/21 01:38	B1A0165	ATS	3540C
Aroclor-1242 (PCB-1242)	ND		5	500	1250	ug/kg	01/11/21 11:42	01/12/21 01:38	B1A0165	ATS	3540C
Aroclor-1248 (PCB-1248)	ND		5	500	1250	ug/kg	01/11/21 11:42	01/12/21 01:38	B1A0165	ATS	3540C
Aroclor-1254 (PCB-1254)	ND		5	500	1250	ug/kg	01/11/21 11:42	01/12/21 01:38	B1A0165	ATS	3540C
Aroclor-1260 (PCB-1260)	ND		5	500	1250	ug/kg	01/11/21 11:42	01/12/21 01:38	B1A0165	ATS	3540C
Aroclor-1262 (PCB-1262)	ND		5	500	1250	ug/kg	01/11/21 11:42	01/12/21 01:38	B1A0165	ATS	3540C
Aroclor-1268 (PCB-1268)	ND		5	500	1250	ug/kg	01/11/21 11:42	01/12/21 01:38	B1A0165	ATS	3540C
	Recovery				Acceptance Criteria						
Surrogate: Decachlorobiphenyl	*77.0%*				*30-150*		01/11/21 11:42	*01/12/21 01:38*	B1A0165	*ATS*	3540C
Surrogate: Tetrachloro-m-xylene	*77.3%*				*30-150*		01/11/21 11:42	*01/12/21 01:38*	B1A0165	*ATS*	3540C

The contents of this report apply to the sample(s) analyzed in accordance with the chain of custody document.
No duplication of this report is allowed, except in its entirety without written approval of the laboratory.

AMERICAN ENVIRONMENTAL TESTING LABORATORY
2834 North Naomi Street Burbank, CA 91504 • ELAP# 1541 & 2402 • LACSD# 10181
TEL (888) 288-AETL • (818) 845-8200 • www.aetlab.com
A KYZER LABS COMPANY

NV5	AETL Job Number:	BCA0049	Site:	Cabrillo ES
3777 Long Beach Boulevard, Annex Building	Project Number:	SMSD-20-9850		
Long Beach, CA 90807	Attention:	Jonathan Barkman		
	Project Name:	Cabrillo ES PCB	Reported:	01/12/2021 15:34

Analytical Results

Client ID: D-02
Lab ID: BCA0049-41 (Solid) **Sampled:** 01/08/21 15:00

PCBs

Method: EPA 8082

Analyte	Result	Qualifier	Dilution	MDL	RL	Units	Prepared Date/Time	Analyzed Date/Time	Batch	Analyst Initials	Prep. Method
Aroclor-1016 (PCB-1016)	ND		5	500	1250	ug/kg	01/11/21 11:42	01/12/21 02:17	B1A0165	ATS	3540C
Aroclor-1221 (PCB-1221)	ND		5	500	1250	ug/kg	01/11/21 11:42	01/12/21 02:17	B1A0165	ATS	3540C
Aroclor-1232 (PCB-1232)	ND		5	500	1250	ug/kg	01/11/21 11:42	01/12/21 02:17	B1A0165	ATS	3540C
Aroclor-1242 (PCB-1242)	ND		5	500	1250	ug/kg	01/11/21 11:42	01/12/21 02:17	B1A0165	ATS	3540C
Aroclor-1248 (PCB-1248)	ND		5	500	1250	ug/kg	01/11/21 11:42	01/12/21 02:17	B1A0165	ATS	3540C
Aroclor-1254 (PCB-1254)	ND		5	500	1250	ug/kg	01/11/21 11:42	01/12/21 02:17	B1A0165	ATS	3540C
Aroclor-1260 (PCB-1260)	ND		5	500	1250	ug/kg	01/11/21 11:42	01/12/21 02:17	B1A0165	ATS	3540C
Aroclor-1262 (PCB-1262)	ND		5	500	1250	ug/kg	01/11/21 11:42	01/12/21 02:17	B1A0165	ATS	3540C
Aroclor-1268 (PCB-1268)	ND		5	500	1250	ug/kg	01/11/21 11:42	01/12/21 02:17	B1A0165	ATS	3540C
	Recovery				Acceptance Criteria						
Surrogate: Decachlorobiphenyl	*99.2%*				*30-150*		01/11/21 11:42	*01/12/21 02:17*	B1A0165	*ATS*	3540C
Surrogate: Tetrachloro-m-xylene	*87.8%*				*30-150*		01/11/21 11:42	*01/12/21 02:17*	B1A0165	*ATS*	3540C

The contents of this report apply to the sample(s) analyzed in accordance with the chain of custody document.
No duplication of this report is allowed, except in its entirety without written approval of the laboratory.

AMERICAN ENVIRONMENTAL TESTING LABORATORY
2834 North Naomi Street Burbank, CA 91504 • ELAP# 1541 & 2402 • LACSD# 10181
TEL (888) 288-AETL • (818) 845-8200 • www.aetlab.com
A KYZER LABS COMPANY

NV5	AETL Job Number:	BCA0049	Site:	Cabrillo ES
3777 Long Beach Boulevard, Annex Building	Project Number:	SMSD-20-9850		
Long Beach, CA 90807	Attention:	Jonathan Barkman		
	Project Name:	Cabrillo ES PCB	Reported:	01/12/2021 15:34

Analytical Results

Client ID: D-03
Lab ID: BCA0049-42 (Solid) **Sampled:** 01/08/21 15:10

PCBs

Method: EPA 8082

Analyte	Result	Qualifier	Dilution	MDL	RL	Units	Prepared Date/Time	Analyzed Date/Time	Batch	Analyst Initials	Prep. Method
Aroclor-1016 (PCB-1016)	ND		5	500	1250	ug/kg	01/11/21 11:42	01/12/21 02:36	B1A0165	ATS	3540C
Aroclor-1221 (PCB-1221)	ND		5	500	1250	ug/kg	01/11/21 11:42	01/12/21 02:36	B1A0165	ATS	3540C
Aroclor-1232 (PCB-1232)	ND		5	500	1250	ug/kg	01/11/21 11:42	01/12/21 02:36	B1A0165	ATS	3540C
Aroclor-1242 (PCB-1242)	ND		5	500	1250	ug/kg	01/11/21 11:42	01/12/21 02:36	B1A0165	ATS	3540C
Aroclor-1248 (PCB-1248)	ND		5	500	1250	ug/kg	01/11/21 11:42	01/12/21 02:36	B1A0165	ATS	3540C
Aroclor-1254 (PCB-1254)	ND		5	500	1250	ug/kg	01/11/21 11:42	01/12/21 02:36	B1A0165	ATS	3540C
Aroclor-1260 (PCB-1260)	ND		5	500	1250	ug/kg	01/11/21 11:42	01/12/21 02:36	B1A0165	ATS	3540C
Aroclor-1262 (PCB-1262)	ND		5	500	1250	ug/kg	01/11/21 11:42	01/12/21 02:36	B1A0165	ATS	3540C
Aroclor-1268 (PCB-1268)	ND		5	500	1250	ug/kg	01/11/21 11:42	01/12/21 02:36	B1A0165	ATS	3540C
	Recovery				Acceptance Criteria						
Surrogate: Decachlorobiphenyl	*100%*				*30-150*		01/11/21 11:42	*01/12/21 02:36*	B1A0165	*ATS*	3540C
Surrogate: Tetrachloro-m-xylene	*88.0%*				*30-150*		01/11/21 11:42	*01/12/21 02:36*	B1A0165	*ATS*	3540C

The contents of this report apply to the sample(s) analyzed in accordance with the chain of custody document.
No duplication of this report is allowed, except in its entirety without written approval of the laboratory.

AMERICAN ENVIRONMENTAL TESTING LABORATORY
2834 North Naomi Street Burbank, CA 91504 • ELAP# 1541 & 2402 • LACSD# 10181
TEL (888) 288-AETL • (818) 845-8200 • www.aetlab.com
A KYZER LABS COMPANY

NV5	AETL Job Number:	BCA0049	Site:	Cabrillo ES
3777 Long Beach Boulevard, Annex Building	Project Number:	SMSD-20-9850		
Long Beach, CA 90807	Attention:	Jonathan Barkman		
	Project Name:	Cabrillo ES PCB	Reported:	01/12/2021 15:34

Analytical Results

Client ID: D-04
Lab ID: BCA0049-43 (Solid) **Sampled:** 01/08/21 15:20

PCBs

Method: EPA 8082

Analyte	Result	Qualifier	Dilution	MDL	RL	Units	Prepared Date/Time	Analyzed Date/Time	Batch	Analyst Initials	Prep. Method
Aroclor-1016 (PCB-1016)	ND		5	1000	2500	ug/kg	01/11/21 11:42	01/12/21 02:55	B1A0165	ATS	3540C
Aroclor-1221 (PCB-1221)	ND		5	1000	2500	ug/kg	01/11/21 11:42	01/12/21 02:55	B1A0165	ATS	3540C
Aroclor-1232 (PCB-1232)	ND		5	1000	2500	ug/kg	01/11/21 11:42	01/12/21 02:55	B1A0165	ATS	3540C
Aroclor-1242 (PCB-1242)	ND		5	1000	2500	ug/kg	01/11/21 11:42	01/12/21 02:55	B1A0165	ATS	3540C
Aroclor-1248 (PCB-1248)	ND		5	1000	2500	ug/kg	01/11/21 11:42	01/12/21 02:55	B1A0165	ATS	3540C
Aroclor-1254 (PCB-1254)	ND		5	1000	2500	ug/kg	01/11/21 11:42	01/12/21 02:55	B1A0165	ATS	3540C
Aroclor-1260 (PCB-1260)	ND		5	1000	2500	ug/kg	01/11/21 11:42	01/12/21 02:55	B1A0165	ATS	3540C
Aroclor-1262 (PCB-1262)	ND		5	1000	2500	ug/kg	01/11/21 11:42	01/12/21 02:55	B1A0165	ATS	3540C
Aroclor-1268 (PCB-1268)	ND		5	1000	2500	ug/kg	01/11/21 11:42	01/12/21 02:55	B1A0165	ATS	3540C
	Recovery				Acceptance Criteria						
Surrogate: Decachlorobiphenyl	*72.4%*				*30-150*		01/11/21 11:42	*01/12/21 02:55*	B1A0165	*ATS*	3540C
Surrogate: Tetrachloro-m-xylene	*64.8%*				*30-150*		01/11/21 11:42	*01/12/21 02:55*	B1A0165	*ATS*	3540C

The contents of this report apply to the sample(s) analyzed in accordance with the chain of custody document.
No duplication of this report is allowed, except in its entirety without written approval of the laboratory.

AMERICAN ENVIRONMENTAL TESTING LABORATORY
2834 North Naomi Street Burbank, CA 91504 • ELAP# 1541 & 2402 • LACSD# 10181
TEL (888) 288-AETL • (818) 845-8200 • www.aetlab.com
A KYZER LABS COMPANY

NV5	AETL Job Number:	BCA0049	Site:	Cabrillo ES
3777 Long Beach Boulevard, Annex Building	Project Number:	SMSD-20-9850		
Long Beach, CA 90807	Attention:	Jonathan Barkman		
	Project Name:	Cabrillo ES PCB	Reported:	01/12/2021 15:34

Analytical Results

Client ID: D-05
Lab ID: BCA0049-44 (Solid) **Sampled:** 01/08/21 15:30

PCBs

Method: EPA 8082

Analyte	Result	Qualifier	Dilution	MDL	RL	Units	Prepared Date/Time	Analyzed Date/Time	Batch	Analyst Initials	Prep. Method
Aroclor-1016 (PCB-1016)	ND		10	1000	2500	ug/kg	01/11/21 11:42	01/12/21 03:14	B1A0165	ATS	3540C
Aroclor-1221 (PCB-1221)	ND		10	1000	2500	ug/kg	01/11/21 11:42	01/12/21 03:14	B1A0165	ATS	3540C
Aroclor-1232 (PCB-1232)	ND		10	1000	2500	ug/kg	01/11/21 11:42	01/12/21 03:14	B1A0165	ATS	3540C
Aroclor-1242 (PCB-1242)	ND		10	1000	2500	ug/kg	01/11/21 11:42	01/12/21 03:14	B1A0165	ATS	3540C
Aroclor-1248 (PCB-1248)	ND		10	1000	2500	ug/kg	01/11/21 11:42	01/12/21 03:14	B1A0165	ATS	3540C
Aroclor-1254 (PCB-1254)	ND		10	1000	2500	ug/kg	01/11/21 11:42	01/12/21 03:14	B1A0165	ATS	3540C
Aroclor-1260 (PCB-1260)	ND		10	1000	2500	ug/kg	01/11/21 11:42	01/12/21 03:14	B1A0165	ATS	3540C
Aroclor-1262 (PCB-1262)	ND		10	1000	2500	ug/kg	01/11/21 11:42	01/12/21 03:14	B1A0165	ATS	3540C
Aroclor-1268 (PCB-1268)	ND		10	1000	2500	ug/kg	01/11/21 11:42	01/12/21 03:14	B1A0165	ATS	3540C
	Recovery				Acceptance Criteria						
Surrogate: Decachlorobiphenyl	*110%*				*30-150*		01/11/21 11:42	*01/12/21 03:14*	B1A0165	*ATS*	3540C
Surrogate: Tetrachloro-m-xylene	*70.7%*				*30-150*		01/11/21 11:42	*01/12/21 03:14*	B1A0165	*ATS*	3540C

The contents of this report apply to the sample(s) analyzed in accordance with the chain of custody document.
No duplication of this report is allowed, except in its entirety without written approval of the laboratory.

AMERICAN ENVIRONMENTAL TESTING LABORATORY
2834 North Naomi Street Burbank, CA 91504 • ELAP# 1541 & 2402 • LACSD# 10181
TEL (888) 288-AETL • (818) 845-8200 • www.aetlab.com
A KYZER LABS COMPANY

NV5	AETL Job Number:	BCA0049	Site:	Cabrillo ES
3777 Long Beach Boulevard, Annex Building	Project Number:	SMSD-20-9850		
Long Beach, CA 90807	Attention:	Jonathan Barkman		
	Project Name:	Cabrillo ES PCB	Reported:	01/12/2021 15:34

Analytical Results

Client ID: D-06
Lab ID: BCA0049-45 (Solid) **Sampled:** 01/08/21 15:40

PCBs

Method: EPA 8082

Analyte	Result	Qualifier	Dilution	MDL	RL	Units	Prepared Date/Time	Analyzed Date/Time	Batch	Analyst Initials	Prep. Method
Aroclor-1016 (PCB-1016)	ND		5	500	1250	ug/kg	01/11/21 11:42	01/12/21 03:34	B1A0165	ATS	3540C
Aroclor-1221 (PCB-1221)	ND		5	500	1250	ug/kg	01/11/21 11:42	01/12/21 03:34	B1A0165	ATS	3540C
Aroclor-1232 (PCB-1232)	ND		5	500	1250	ug/kg	01/11/21 11:42	01/12/21 03:34	B1A0165	ATS	3540C
Aroclor-1242 (PCB-1242)	ND		5	500	1250	ug/kg	01/11/21 11:42	01/12/21 03:34	B1A0165	ATS	3540C
Aroclor-1248 (PCB-1248)	ND		5	500	1250	ug/kg	01/11/21 11:42	01/12/21 03:34	B1A0165	ATS	3540C
Aroclor-1254 (PCB-1254)	ND		5	500	1250	ug/kg	01/11/21 11:42	01/12/21 03:34	B1A0165	ATS	3540C
Aroclor-1260 (PCB-1260)	ND		5	500	1250	ug/kg	01/11/21 11:42	01/12/21 03:34	B1A0165	ATS	3540C
Aroclor-1262 (PCB-1262)	ND		5	500	1250	ug/kg	01/11/21 11:42	01/12/21 03:34	B1A0165	ATS	3540C
Aroclor-1268 (PCB-1268)	ND		5	500	1250	ug/kg	01/11/21 11:42	01/12/21 03:34	B1A0165	ATS	3540C
	Recovery				Acceptance Criteria						
Surrogate: Decachlorobiphenyl	*77.3%*				*30-150*		01/11/21 11:42	*01/12/21 03:34*	B1A0165	*ATS*	3540C
Surrogate: Tetrachloro-m-xylene	*77.4%*				*30-150*		01/11/21 11:42	*01/12/21 03:34*	B1A0165	*ATS*	3540C

The contents of this report apply to the sample(s) analyzed in accordance with the chain of custody document.
No duplication of this report is allowed, except in its entirety without written approval of the laboratory.

AMERICAN ENVIRONMENTAL TESTING LABORATORY
2834 North Naomi Street Burbank, CA 91504 • ELAP# 1541 & 2402 • LACSD# 10181
TEL (888) 288-AETL • (818) 845-8200 • www.aetlab.com
A KYZER LABS COMPANY

NV5	AETL Job Number:	BCA0049	Site:	Cabrillo ES
3777 Long Beach Boulevard, Annex Building	Project Number:	SMSD-20-9850		
Long Beach, CA 90807	Attention:	Jonathan Barkman		
	Project Name:	Cabrillo ES PCB	Reported:	01/12/2021 15:34

Quality Control Results

PCBs (EPA 8082)

Analyte	Result	MDL	RL	Units	Spike Level	Source Result	%REC	%REC Limits	RPD	RPD Limit	Qualifier
Batch: B1A0164 - 3540C					**Prepared: 01/11/2021 08:00**						
Method Blank (B1A0164-BLK1)					**Analyzed: 01/11/2021 13:06**						
Aroclor-1016 (PCB-1016)	ND	20.0	50.0	ug/kg							
Aroclor-1221 (PCB-1221)	ND	20.0	50.0	ug/kg							
Aroclor-1232 (PCB-1232)	ND	20.0	50.0	ug/kg							
Aroclor-1242 (PCB-1242)	ND	20.0	50.0	ug/kg							
Aroclor-1248 (PCB-1248)	ND	20.0	50.0	ug/kg							
Aroclor-1254 (PCB-1254)	ND	20.0	50.0	ug/kg							
Aroclor-1260 (PCB-1260)	ND	20.0	50.0	ug/kg							
Aroclor-1262 (PCB-1262)	ND	20.0	50.0	ug/kg							
Aroclor-1268 (PCB-1268)	ND	20.0	50.0	ug/kg							
Surrogate: Decachlorobiphenyl	*17.5*			*ug/kg*	*25.0*		*69.9*	*30-150*			
Surrogate: Tetrachloro-m-xylene	*22.5*			*ug/kg*	*25.0*		*90.1*	*30-150*			

The contents of this report apply to the sample(s) analyzed in accordance with the chain of custody document.
No duplication of this report is allowed, except in its entirety without written approval of the laboratory.

AMERICAN ENVIRONMENTAL TESTING LABORATORY
2834 North Naomi Street Burbank, CA 91504 • ELAP# 1541 & 2402 • LACSD# 10181
TEL (888) 288-AETL • (818) 845-8200 • www.aetlab.com
A KYZER LABS COMPANY

NV5	AETL Job Number:	BCA0049	Site:	Cabrillo ES
3777 Long Beach Boulevard, Annex Building	Project Number:	SMSD-20-9850		
Long Beach, CA 90807	Attention:	Jonathan Barkman		
	Project Name:	Cabrillo ES PCB	Reported:	01/12/2021 15:34

Quality Control Results

PCBs (EPA 8082)

Analyte	Result	MDL	RL	Units	Spike Level	Source Result	%REC	%REC Limits	RPD	RPD Limit	Qualifier
Batch: B1A0164 - 3540C (Continued)					**Prepared: 01/11/2021 08:00**						
LCS (B1A0164-BS1)					**Analyzed: 01/11/2021 12:27**						
Aroclor-1016 (PCB-1016)	478	20.0	50.0	ug/kg	500		95.7	50-150			
Aroclor-1260 (PCB-1260)	469	20.0	50.0	ug/kg	500		93.7	50-150			
Surrogate: Decachlorobiphenyl	*19.4*			*ug/kg*	*25.0*		*77.5*	*30-150*			
Surrogate: Tetrachloro-m-xylene	*22.5*			*ug/kg*	*25.0*		*90.0*	*30-150*			
LCSD (B1A0164-BSD1)					**Analyzed: 01/11/2021 12:46**						
Aroclor-1016 (PCB-1016)	450	20.0	50.0	ug/kg	500		90.0	50-150	6.11	40	
Aroclor-1260 (PCB-1260)	459	20.0	50.0	ug/kg	500		91.8	50-150	2.11	40	
Surrogate: Decachlorobiphenyl	*17.7*			*ug/kg*	*25.0*		*70.7*	*30-150*			
Surrogate: Tetrachloro-m-xylene	*20.2*			*ug/kg*	*25.0*		*80.7*	*30-150*			
Batch: B1A0165 - 3540C					**Prepared: 01/11/2021 11:42**						
Method Blank (B1A0165-BLK1)					**Analyzed: 01/11/2021 21:08**						
Aroclor-1016 (PCB-1016)	ND	20.0	50.0	ug/kg							
Aroclor-1221 (PCB-1221)	ND	20.0	50.0	ug/kg							
Aroclor-1232 (PCB-1232)	ND	20.0	50.0	ug/kg							
Aroclor-1242 (PCB-1242)	ND	20.0	50.0	ug/kg							
Aroclor-1248 (PCB-1248)	ND	20.0	50.0	ug/kg							
Aroclor-1254 (PCB-1254)	ND	20.0	50.0	ug/kg							
Aroclor-1260 (PCB-1260)	ND	20.0	50.0	ug/kg							
Aroclor-1262 (PCB-1262)	ND	20.0	50.0	ug/kg							
Aroclor-1268 (PCB-1268)	ND	20.0	50.0	ug/kg							
Surrogate: Decachlorobiphenyl	*19.3*			*ug/kg*	*25.0*		*77.4*	*30-150*			
Surrogate: Tetrachloro-m-xylene	*22.4*			*ug/kg*	*25.0*		*89.6*	*30-150*			

The contents of this report apply to the sample(s) analyzed in accordance with the chain of custody document.
No duplication of this report is allowed, except in its entirety without written approval of the laboratory.

AMERICAN ENVIRONMENTAL TESTING LABORATORY
2834 North Naomi Street Burbank, CA 91504 • ELAP# 1541 & 2402 • LACSD# 10181
TEL (888) 288-AETL • (818) 845-8200 • www.aetlab.com
A KYZER LABS COMPANY

NV5	AETL Job Number:	BCA0049	Site:	Cabrillo ES
3777 Long Beach Boulevard, Annex Building	Project Number:	SMSD-20-9850		
Long Beach, CA 90807	Attention:	Jonathan Barkman		
	Project Name:	Cabrillo ES PCB	Reported:	01/12/2021 15:34

Quality Control Results

PCBs (EPA 8082)

Analyte	Result	MDL	RL	Units	Spike Level	Source Result	%REC	%REC Limits	RPD	RPD Limit	Qualifier
Batch: B1A0165 - 3540C (Continued)					**Prepared: 01/11/2021 11:42**						
LCS (B1A0165-BS1)					**Analyzed: 01/11/2021 20:29**						
Aroclor-1016 (PCB-1016)	486	20.0	50.0	ug/kg	500		97.2	50-150			
Aroclor-1260 (PCB-1260)	469	20.0	50.0	ug/kg	500		93.7	50-150			
Surrogate: Decachlorobiphenyl	*20.1*			*ug/kg*	*25.0*		*80.3*	*30-150*			
Surrogate: Tetrachloro-m-xylene	*21.5*			*ug/kg*	*25.0*		*85.9*	*30-150*			
LCSD (B1A0165-BSD1)					**Analyzed: 01/11/2021 20:49**						
Aroclor-1016 (PCB-1016)	465	20.0	50.0	ug/kg	500		93.0	50-150	4.39	40	
Aroclor-1260 (PCB-1260)	477	20.0	50.0	ug/kg	500		95.4	50-150	1.74	40	
Surrogate: Decachlorobiphenyl	*18.9*			*ug/kg*	*25.0*		*75.4*	*30-150*			
Surrogate: Tetrachloro-m-xylene	*23.1*			*ug/kg*	*25.0*		*92.5*	*30-150*			

The contents of this report apply to the sample(s) analyzed in accordance with the chain of custody document.
No duplication of this report is allowed, except in its entirety without written approval of the laboratory.

AMERICAN ENVIRONMENTAL TESTING LABORATORY
2834 North Naomi Street Burbank, CA 91504 • ELAP# 1541 & 2402 • LACSD# 10181
TEL (888) 288-AETL • (818) 845-8200 • www.aetlab.com
A KYZER LABS COMPANY

NV5	AETL Job Number:	BCA0049	Site:	Cabrillo ES
3777 Long Beach Boulevard, Annex Building	Project Number:	SMSD-20-9850		
Long Beach, CA 90807	Attention:	Jonathan Barkman		
	Project Name:	Cabrillo ES PCB	Reported:	01/12/2021 15:34

Qualifiers and Definitions

Item	Qualifiers
J	Analyte was detected. However, the analyte concentration is an estimated value, which is between the Method Detection Limit (MDL) and the Reporting Limit (RL).

Item	Definitions
% wt	Percent Weight
%REC	Percent Recovery
°C	Degrees Celsius
AETL	American Environmental Testing Laboratory, LLC
C	Carbon
CARB	California Air Resources Board
COC	Chain of Custody
DRO	Diesel Range Organics
Dup	Duplicate
ELAP	Environmental Laboratory Accreditation Program
EPA	Environmental Protection Agency
GRO	Gasoline Range Organics
HC	Hydrocarbon
LACSD	Los Angeles County Sanitation Districts
LCS	Laboratory Control Sample - A sample matrix, free from the analytes of interest, spiked with verified known amounts of analytes.
LCSD	Laboratory Control Sample Duplicate - A replicate of Laboratory Control Sample.
LOQ	Limit of Quantitation
MDL	Method Detection Limit - The minimum measured concentration of a substance that can be reported with 99% confidence. MDL is statistically derived number which is specific for each instrument, each method and each compound.
mg/kg	Miligrams per Kilogram
mg/L	Miligrams per Liter
MRO	Motor oil Range Organics
MS	Matrix Spike - A sample prepared, taken through all sample preparation and analytical steps of the procedure and analyzed as an independent test results.
MSD	Matrix Spike Duplicate - A replicate of Matrix Spike Sample.
N	No
ND	Analyte is not detected below Method Detection Limit.
ng/m3	Nanograms per cubic meter
NIOSH	National Institute for Occupational Safety and Health
nL/L	Nanoliters per Liter
NTU	Nephelometric Turbidity Units
Ohm-cm	Ohms per centimeter
OSHA	Occupational Safety and Health Administration

The contents of this report apply to the sample(s) analyzed in accordance with the chain of custody document.
No duplication of this report is allowed, except in its entirety without written approval of the laboratory.

AMERICAN ENVIRONMENTAL TESTING LABORATORY
2834 North Naomi Street Burbank, CA 91504 • ELAP# 1541 & 2402 • LACSD# 10181
TEL (888) 288-AETL • (818) 845-8200 • www.aetlab.com
A KYZER LABS COMPANY

NV5	AETL Job Number:	BCA0049	Site:	Cabrillo ES
3777 Long Beach Boulevard, Annex Building	Project Number:	SMSD-20-9850		
Long Beach, CA 90807	Attention:	Jonathan Barkman		
	Project Name:	Cabrillo ES PCB	Reported:	01/12/2021 15:34

PCB	Polychlorinated Biphenyl
RL	Reporting Limit - The lowest concentration at which an analyte can be detected in a sample and its concentration can be reported with a specified degree of confidence, accuracy and precision. For usage at AETL, RL is equivalant to LOQ.
RPD	Relative Percent Difference
SIM	Selective Ion Monitoring
SPLP	Synthetic Precipitation Leaching Procedure
STLC	Soluble Threshold Limit Concentration
TCLP	Toxicity Characteristic Leaching Procedure
TPH	Total Petroleum Hydrocarbons
TTLC	Total Threshold Limit Concentrations
ug/kg	Micrograms per Kilogram
ug/L	Micrograms per Liter
ug/m3	Micrograms per cubic meter
WET	Waste Extraction Test
Y	Yes
ZHE	Zero Headspace Extraction

The contents of this report apply to the sample(s) analyzed in accordance with the chain of custody document.
No duplication of this report is allowed, except in its entirety without written approval of the laboratory.

AMERICAN ENVIRONMENTAL TESTING LABORATORY
2834 North Naomi Street Burbank, CA 91504 • ELAP# 1541 & 2402 • LACSD# 10181
TEL (888) 288-AETL • (818) 845-8200 • www.aetlab.com
A KYZER LABS COMPANY

January 14, 2021

AETL Job No: BCA0049
Received Date: 01/08/2021
Project Number: SMSD-20-9850

NV5
3777 Long Beach Boulevard, Annex Building
Long Beach, CA 90807
Telephone: (562) 495-5777

Attention: Jonathan Barkman

Project Name: Cabrillo ES PCB
Site: Cabrillo ES

Enclosed please find the results of analyses for samples which were analyzed as specified on the attached chain of custody. If you have any questions concerning this report, please do not hesitate to call.

Checked By:

Christine Novshadayan
Project Manager

Approved By:

Jim Lin
Project Manager

Table of Contents

Client Project Name: Cabrillo Elementary School (SMSD-20-9850)
Work Order Number: BCA0049

1 Cover Letter 1
2 Sample Condition on Receipt 3
3 Chain of Custodies 4
4 Cooler Receipt Form 12
5 Case Narrative 13
6 Samples Received 14
7 Positive Hits Summary 17
8 Analytical Results 18
9 Quality Control Results 26
10 Qualifiers and Definitions 28

AMERICAN ENVIRONMENTAL TESTING LABORATORY
2834 North Naomi Street Burbank, CA 91504 • ELAP# 1541 & 2402 • LACSD# 10181
TEL (888) 288-AETL • (818) 845-8200 • www.aetlab.com
A KYZER LABS COMPANY

NV5	AETL Job Number:	BCA0049	Site:	Cabrillo ES
3777 Long Beach Boulevard, Annex Building	Project Number:	SMSD-20-9850		
Long Beach, CA 90807	Attention:	Jonathan Barkman		
	Project Name:	Cabrillo ES PCB	Reported:	01/14/2021 16:59

Sample Condition on Receipt

Cooler ID: Default Cooler **Temperature: 4.0 °C**

Are the COCs Correct	Y		
Labels Legible	Y	Containers In Good Condition	Y
COC/Labels Agree	Y	Samples Preserved Properly	Y
Sufficient Sample Volume	Y	Sufficient Holding Time for all Tests	Y
Sample Labels intact	Y	Received on Ice	Y

The contents of this report apply to the sample(s) analyzed in accordance with the chain of custody document.
No duplication of this report is allowed, except in its entirety without written approval of the laboratory.

AMERICAN ENVIRONMENTAL TESTING LABORATORY
2834 North Naomi Street Burbank, CA 91504 • ELAP# 1541 & 2402 • LACSD# 10181
TEL (888) 288-AETL • (818) 845-8200 • www.aetlab.com
A KYZER LABS COMPANY

CHAIN OF CUSTODY RECORD

COMPANY: NVS
PROJECT MANAGER: Jonathan Barkman
COMPANY ADDRESS: 3777 Long Beach Blvd. Annex Bldg.
PHONE:
EMAIL: Jonathan.Barkman@NVS.com
PROJECT NAME: Cabrillo E.S. PCB
PROJECT #: SMSD-20-9850
SITE NAME AND ADDRESS: Cabrillo E.S. Malibu
PO #:
AETL JOB No.: BCA0049
Page 3 of 3

	SAMPLE ID	LAB ID	DATE	TIME	MATRIX	CONTAINER NUMBER/SIZE	PRES.	ANALYSIS REQUESTED: EPA 8082	ANALYSIS REQUESTED: Soxhlet Extraction	TEST INSTRUCTIONS & COMMENTS
1	B-31	BCA0049.31	1-8-21	1320	BULK	1	ICE	X	X	Archive
2	32	BCA0049.32		1330				X	X	
3	33	BCA0049.33		1340				X	X	
4	C-01	BCA0049.34		1350				X	X	
5	02	BCA0049.35		1400				X	X	
6	03	BCA0049.36		1410				X	X	
7	04	BCA0049.37		1420				X	X	
8	05	BCA0049.38		1430				X	X	
9	06	BCA0049.39		1440				X	X	
10	D-01	BCA0049.40		1450				X	X	
11	02	BCA0049.41		1500				X	X	
12	03	BCA0049.42		1510				X	X	
13	04	BCA0049.43		1520				X	X	
14	05	BCA0049.44		1530				X	X	
15	06	BCA0049.45		1540				X	X	

TOTAL NUMBER OF CONTAINERS: 15

BILLING INFORMATION / SPECIAL INSTRUCTIONS

RELINQUISHED BY SAMPLER: 1.	RELINQUISHED BY: 2.	RELINQUISHED BY: 3.
Signature:	Signature:	Signature:
Printed Name: Randy Flores	Printed Name:	Printed Name:
Date: 1-8-21 Time: 1600	Date: Time:	Date: 1-8-21 Time: 1755
RECEIVED BY: 1.	RECEIVED BY: 2.	RECEIVED BY LABORATORY: 3.
Signature:	Signature:	Signature:
Printed Name: Thomas Lobue	Printed Name:	Printed Name: Daryl's Finch
Date: 1-8-21 Time: 1625	Date: Time:	Date: 1/8/21 Time: 1755

TURN AROUND TIME
- [ ] NORMAL
- [ ] SAME DAY RUSH
- [x] NEXT DAY RUSH
- [ ] 2 DAYS RUSH
- [ ] 3 DAYS RUSH
- [ ] 4 DAYS RUSH

DATA DELIVERABLE REQUIRED
- [ ] HARD COPY
- [x] E-COPY
- [ ] GEOTRACKER (GLOBAL ID) _____
- [ ] OTHER (PLEASE SPECIFY) _____

DISTRIBUTION: WHITE - Laboratory, CANARY - Laboratory, PINK - Project/Account Manager, YELLOW - Sampler/Originator

06/30/2020 REV. 1.0

AMERICAN ENVIRONMENTAL TESTING LABORATORY
2834 North Naomi Street Burbank, CA 91504 • ELAP# 1541 & 2402 • LACSD# 10181
TEL (888) 288-AETL • (818) 845-8200 • www.aetlab.com
A KYZER LABS COMPANY

CHAIN OF CUSTODY RECORD

COMPANY: NVS
PROJECT MANAGER: Jonathan Barkman
COMPANY ADDRESS: 3777 Long Beach Blvd. Annex Bldg.
PHONE:
EMAIL: Jonathan.Barkman@NVS.com
PROJECT NAME: Cabrillo ES PCB
PROJECT #: SMSD-20-9850
SITE NAME AND ADDRESS: Cabrillo ES
PO #:
AETL JOB No. BCA00049
Page 1 of 3

	SAMPLE ID	LAB ID	DATE	TIME	MATRIX	CONTAINER NUMBER/SIZE	PRES.	ANALYSIS REQUESTED: EPA 8082	ANALYSIS REQUESTED: SOXHLET EXT.	TEST INSTRUCTIONS & COMMENTS
1	B-01	BCA00049.01	1-8-21	0730	BULK	1	ICE	X	X	
2	02	BCA00049.02		0740				X	X	
3	03	BCA00049.03		0750				X	X	
4	04	BCA00049.04		0800				X	X	
5	05	BCA00049.05		0810				X	X	
6	06	BCA00049.06		0820				X	X	
7	07	BCA00049.07		0825				X	X	
8	08	BCA00049.08		0835				X	X	
9	09	BCA00049.09		0845				X	X	
10	10	BCA00049.10		0900				X	X	Archive
11	11	BCA00049.11		0910				X	X	Archive
12	12	BCA00049.12		0920				X	X	
13	13	BCA00049.13		0930				X	X	
14	14	BCA00049.14		0940				X	X	
15	15	BCA00049.15		0950				X	X	

TOTAL NUMBER OF CONTAINERS: 15

BILLING INFORMATION / SPECIAL INSTRUCTIONS

RELINQUISHED BY SAMPLER: 1.	RELINQUISHED BY: 2.	RELINQUISHED BY: 3.
Signature:	Signature:	Signature:
Printed Name: Randy Flores	Printed Name:	Printed Name:
Date: 1-8-21 Time: 1600	Date: Time:	Date: 1-8-21 Time: 1755
RECEIVED BY: 1.	**RECEIVED BY: 2.**	**RECEIVED BY LABORATORY: 3.**
Signature:	Signature:	Signature:
Printed Name:	Printed Name:	Printed Name: Sergio Pinto
Date: 1-8-21 Time: 1625	Date: Time:	Date: 1/8/21 Time: 1755

TURN AROUND TIME
- [ ] NORMAL
- [ ] SAME DAY RUSH
- [x] NEXT DAY RUSH
- [ ] 2 DAYS RUSH
- [ ] 3 DAYS RUSH
- [ ] 4 DAYS RUSH

DATA DELIVERABLE REQUIRED
- [ ] HARD COPY
- [x] E-COPY
- [ ] GEOTRACKER (GLOBAL ID) _____
- [ ] OTHER (PLEASE SPECIFY) _____

DISTRIBUTION: WHITE - Laboratory, CANARY - Laboratory, PINK - Project/Account Manager, YELLOW - Sampler/Originator

06/30/2020 REV. 1.0

AMERICAN ENVIRONMENTAL TESTING LABORATORY

A KYZER LABS COMPANY

2834 North Naomi Street Burbank, CA 91504 • ELAP# 1541 & 2402 • LACSD# 10181
TEL (888) 288-AETL • (818) 845-8200 • www.aetlab.com

CHAIN OF CUSTODY RECORD

AETL JOB No. BCA00049 Page 2 of 3

COMPANY: NVS
PROJECT MANAGER: Jonathan Barkman
COMPANY ADDRESS: 3777 Long Beach Blvd. Annex Bldg.
PHONE:
EMAIL: Jonathan.Barkman@NVS.com
PROJECT NAME: Cabrillo ES PCB
PROJECT #: SMSD-20-9850
SITE NAME AND ADDRESS: Cabrillo E.S.
PO #:

	SAMPLE ID	LAB ID	DATE	TIME	MATRIX	CONTAINER NUMBER/SIZE	PRES.	ANALYSIS REQUESTED: EPA 8082	ANALYSIS REQUESTED: SOXHLET EXTRACT	TEST INSTRUCTIONS & COMMENTS
1	B-16	BCA00049.16	1-8-21	1000	BULK	1	ICE	X	X	Archive
2	17	BCA00049.17		1010				X	X	Archive
3	18	BCA00049.18		1020				X	X	
4	19	BCA00049.19		1030				X	X	
5	20	BCA00049.20		1040				X	X	
6	21	BCA00049.21		1050				X	X	
7	22	BCA00049.22		1100				X	X	
8	23	BCA00049.23		1200				X	X	Archive
9	24	BCA00049.24		1210				X	X	Archive
10	25	BCA00049.25		1220				X	X	
11	26	BCA00049.26		1230				X	X	
12	27	BCA00049.27		1240				X	X	
13	28	BCA00049.28		1250				X	X	
14	29	BCA00049.29		1300				X	X	
15	30	BCA00049.30		1310				X	X	Archive

TOTAL NUMBER OF CONTAINERS: 15

BILLING INFORMATION / SPECIAL INSTRUCTIONS

RELINQUISHED BY SAMPLER: 1.	RELINQUISHED BY: 2.	RELINQUISHED BY: 3.
Signature:	Signature:	Signature:
Printed Name: Randy Flores	Printed Name:	Printed Name: Thomas Gibson
Date: 1-8-21 Time: 1600	Date: Time:	Date: 1-8-21 Time: 1755
RECEIVED BY: 1.	RECEIVED BY: 2.	RECEIVED BY LABORATORY: 3.
Signature:	Signature:	Signature:
Printed Name: Thomas Gibson	Printed Name:	Printed Name: Sonja Pinch
Date: 1-8-21 Time: 1625	Date: Time:	Date: 1/8/21 Time: 1755

TURN AROUND TIME
- [ ] NORMAL
- [ ] SAME DAY RUSH
- [x] NEXT DAY RUSH
- [ ] 2 DAYS RUSH
- [ ] 3 DAYS RUSH
- [ ] 4 DAYS RUSH

DATA DELIVERABLE REQUIRED
- [ ] HARD COPY
- [x] E-COPY
- [ ] GEOTRACKER (GLOBAL ID) _____
- [ ] OTHER (PLEASE SPECIFY) _____

DISTRIBUTION: WHITE - Laboratory, CANARY - Laboratory, PINK - Project/Account Manager, YELLOW - Sampler/Originator

06/30/2020 REV. 1.0

AMERICAN ENVIRONMENTAL TESTING LABORATORY
2834 North Naomi Street Burbank, CA 91504 • ELAP# 1541 & 2402 • LACSD# 10181
TEL (888) 288-AETL • (818) 845-8200 • www.aetlab.com
A KYZER LABS COMPANY

CHAIN OF CUSTODY RECORD

AETL JOB No. BCA00049 Page 1 of 3

COMPANY: NVS
PROJECT MANAGER: Jonathan Barkman
COMPANY ADDRESS: 3777 Long Beach Blvd. Annex Bldg.
PHONE:
EMAIL: Jonathan.Barkman@NVS.com
PROJECT NAME: Cabrillo ES PCB
PROJECT #: SMSD-20-9850
SITE NAME AND ADDRESS: Cabrillo ES
PO #:

	SAMPLE ID	LAB ID	DATE	TIME	MATRIX	CONTAINER NUMBER/SIZE	PRES.	EPA 8082	SOXHLET EXT.
1	B-01	BCA00049.01	1-8-21	0730	BULK	1	ICE	X	X
2	02	BCA00049.02		0740				X	X
3	03	BCA00049.03		0750				X	X
4	04	BCA00049.04		0800				X	X
5	05	BCA00049.05		0810				X	X
6	06	BCA00049.06		0820				X	X
7	07	BCA00049.07		0825				X	X
8	08	BCA00049.08		0835				X	X
9	09	BCA00049.09		0845				X	X
10	10	BCA00049.10		0900				X	X
11	11	BCA00049.11		0910				X	X
12	12	BCA00049.12		0920				X	X
13	13	BCA00049.13		0930				X	X
14	14	BCA00049.14		0940				X	X
15	15	BCA00049.15		0950				X	X

ANALYSIS REQUESTED

TEST INSTRUCTIONS & COMMENTS:
- Release Archives - ~~AFT~~
1/13/21 RUSH

Archive
Archive

TOTAL NUMBER OF CONTAINERS: 15

BILLING INFORMATION / SPECIAL INSTRUCTIONS

RELINQUISHED BY SAMPLER: 1.	RELINQUISHED BY: 2.	RELINQUISHED BY: 3.
Signature:	Signature:	Signature:
Printed Name: Randy Flores	Printed Name:	Printed Name:
Date: 1-8-21 Time: 1600	Date: Time:	Date: 1-8-21 Time: 1755
RECEIVED BY: 1.	**RECEIVED BY: 2.**	**RECEIVED BY LABORATORY: 3.**
Signature:	Signature:	Signature:
Printed Name:	Printed Name:	Printed Name: Sergio Pinto
Date: 1-8-21 Time: 1625	Date: Time:	Date: 1/8/21 Time: 1755

TURN AROUND TIME
- [ ] NORMAL
- [ ] SAME DAY RUSH
- [x] NEXT DAY RUSH
- [ ] 2 DAYS RUSH
- [ ] 3 DAYS RUSH
- [ ] 4 DAYS RUSH

DATA DELIVERABLE REQUIRED
- [ ] HARD COPY
- [x] E-COPY
- [ ] GEOTRACKER (GLOBAL ID) _____
- [ ] OTHER (PLEASE SPECIFY) _____

DISTRIBUTION: WHITE - Laboratory, CANARY - Laboratory, PINK - Project/Account Manager, YELLOW - Sampler/Originator

06/30/2020 REV. 1.0

AMERICAN ENVIRONMENTAL TESTING LABORATORY
2834 North Naomi Street Burbank, CA 91504 • ELAP# 1541 & 2402 • LACSD# 10181
TEL (888) 288-AETL • (818) 845-8200 • www.aetlab.com
A KYZER LABS COMPANY

CHAIN OF CUSTODY RECORD

COMPANY: NV5
PROJECT MANAGER: Jonathan Barkman
COMPANY ADDRESS: 3777 Long Beach Blvd. Annex Bldg.
PHONE:
EMAIL: Jonathan.Barkman@NV5.com
PROJECT NAME: Cabrillo ES PCB
PROJECT #: SMSD-20-9850
SITE NAME AND ADDRESS: Cabrillo E.S.
PO #:

AETL JOB No. BCA0049

SAMPLE ID	LAB ID	DATE	TIME	MATRIX	CONTAINER NUMBER/SIZE	PRES.	ANALYSIS REQUESTED: EPA 8082	ANALYSIS REQUESTED: SOXHLET EXTRA	TEST INSTRUCTIONS & COMMENTS
B-16	BCA0049.16	1-8-21	1000	BLK	1	ICE	X	X	Archive
17	BCA0049.17		1010				X	X	Archive
18	BCA0049.18		1020				X	X	
19	BCA0049.19		1030				X	X	
20	BCA0049.20		1040				X	X	
21	BCA0049.21		1050				X	X	
22	BCA0049.22		1100				X	X	
23	BCA0049.23		1200				X	X	Archive
24	BCA0049.24		1210				X	X	Archive
25	BCA0049.25		1220				X	X	
26	BCA0049.26		1230				X	X	
27	BCA0049.27		1240				X	X	
28	BCA0049.28		1250				X	X	
29	BCA0049.29		1300				X	X	
30	BCA0049.30	"	1310	"	"	"	X	X	Archive

TOTAL NUMBER OF CONTAINERS: 15

BILLING INFORMATION / SPECIAL INSTRUCTIONS

RELINQUISHED BY SAMPLER: 1.	RELINQUISHED BY: 2.	RELINQUISHED BY: 3.
Signature:	Signature:	Signature:
Printed Name: Randy Flum	Printed Name:	Printed Name:
Date: 1-8-21 Time: 1600	Date: Time:	Date: 1-8-21 Time: 1755
RECEIVED BY: 1.	**RECEIVED BY: 2.**	**RECEIVED BY LABORATORY: 3.**
Signature:	Signature:	Signature:
Printed Name:	Printed Name:	Printed Name: Sonia Pinch
Date: 1-8-21 Time: 1625	Date: Time:	Date: 1/8/21 Time: 1755

TURN AROUND TIME

- ☐ NORMAL
- ☐ SAME DAY RUSH
- ☑ NEXT DAY RUSH
- ☐ 2 DAYS RUSH
- ☐ 3 DAYS RUSH
- ☐ 4 DAYS RUSH

DATA DELIVERABLE REQUIRED

- ☐ HARD COPY
- ☑ E-COPY
- ☐ GEOTRACKER (GLOBAL ID) _____
- ☐ OTHER (PLEASE SPECIFY) _____

DISTRIBUTION: WHITE - Laboratory, CANARY - Laboratory, PINK - Project/Account Manager, YELLOW - Sampler/Originator

AMERICAN ENVIRONMENTAL TESTING LABORATORY
2834 North Naomi Street Burbank, CA 91504 • ELAP# 1541 & 2402 • LACSD# 10181
TEL (888) 288-AETL • (818) 845-8200 • www.aetlab.com
A KYZER LABS COMPANY

CHAIN OF CUSTODY RECORD

COMPANY: NVS
PROJECT MANAGER: Jonathan Barkman
COMPANY ADDRESS: 3777 Long Beach Blvd. Annex Bldg.
PHONE:
EMAIL: Jonathan.Barkman@NVS.com
PROJECT NAME: Cabrillo E.S. PCB
PROJECT #: SM5D-20-9850
SITE NAME AND ADDRESS: Cabrillo E.S. Malibu
PO #:
AETL JOB No. BCA0049
Page 3 of 3

SAMPLE ID	LAB ID	DATE	TIME	MATRIX	CONTAINER NUMBER/SIZE	PRES.	ANALYSIS REQUESTED: EPA 8082	ANALYSIS REQUESTED: Soxhlet Extraction	TEST INSTRUCTIONS & COMMENTS
B-31	BCA0049.31	1-8-21	1320	BULK	1	ICE	X	X	Archive
32	BCA0049.32		1330				X	X	
33	BCA0049.33		1340				X	X	
C-01	BCA0049.34		1350				X	X	
02	BCA0049.35		1400				X	X	
03	BCA0049.36		1410				X	X	
04	BCA0049.37		1420				X	X	
05	BCA0049.38		1430				X	X	
06	BCA0049.39		1440				X	X	
D-01	BCA0049.40		1450				X	X	
02	BCA0049.41		1500				X	X	
03	BCA0049.42		1510				X	X	
04	BCA0049.43		1520				X	X	
05	BCA0049.44		1530				X	X	
06	BCA0049.45		1540				X	X	

TOTAL NUMBER OF CONTAINERS: 15

BILLING INFORMATION / SPECIAL INSTRUCTIONS

RELINQUISHED BY SAMPLER: 1.	RELINQUISHED BY: 2.	RELINQUISHED BY: 3.
Signature:	Signature:	Signature:
Printed Name: Randy Flores	Printed Name:	Printed Name:
Date: 1-8-21 Time: 1600	Date: Time:	Date: 1-8-21 Time: 1755
RECEIVED BY: 1.	**RECEIVED BY: 2.**	**RECEIVED BY LABORATORY: 3.**
Signature:	Signature:	Signature:
Printed Name: Thomas Lobue	Printed Name:	Printed Name: Daryl's Finch
Date: 1-8-21 Time: 1625	Date: Time:	Date: 1/8/21 Time: 1755

TURN AROUND TIME
- ☐ NORMAL
- ☐ SAME DAY RUSH
- ☑ NEXT DAY RUSH
- ☐ 2 DAYS RUSH
- ☐ 3 DAYS RUSH
- ☐ 4 DAYS RUSH

DATA DELIVERABLE REQUIRED
- ☐ HARD COPY
- ☑ E-COPY
- ☐ GEOTRACKER (GLOBAL ID) _____
- ☐ OTHER (PLEASE SPECIFY) _____

DISTRIBUTION: WHITE - Laboratory, CANARY - Laboratory, PINK - Project/Account Manager, YELLOW - Sampler/Originator

06/30/2020 REV. 1.0

Harriet Torosyan

From: Jonathan Barkman <Jonathan.Barkman@nv5.com>
Sent: Wednesday, January 13, 2021 4:07 PM
To: Harriet Torosyan
Cc: Corey Jones; Joe Sevrean; Therese Rizarri
Subject: RE: Results SMSD-20-9850 Cabrillo ES PCB (AETL BCA0049)

Hi Harriet – We need to see about analysis a few of the archived samples for report AETL No. BCA0049
Please analyze the following for PCBs on a rush TAT:

- B10,
- B11,
- B16,
- B17,
- B23,
- B24,
- B30, and
- B31

Regards,

Jonathan Barkman | Project Manager | **NV5**
3777 Long Beach Boulevard, Annex Building | Long Beach, CA 90807 |
O: 562.495.5777 | D: 562.489.9730 | C: 310.920.8404
www.NV5.com | www.altaenviron.com | Electronic Communications Disclaimer

Alta Environmental is now NV5

From: Harriet Torosyan <harriett@aetlab.com>
Sent: Tuesday, January 12, 2021 3:34 PM
To: Jonathan Barkman <Jonathan.Barkman@nv5.com>
Cc: Corey Jones <coreyj@aetlab.com>; Joe Sevrean <Jsevrean@aetlab.com>; Bina Patel <Bina.Patel@nv5.com>
Subject: Results SMSD-20-9850 Cabrillo ES PCB (AETL BCA0049)

Hello Jonathan,

We apologize for the delay.

Please see the attached documents for the following:

Carbrillo ES PCB --- SMSD-20-9850
Sample Date: 1.8.2021
AETL No. BCA0049

Please let us know if you have any questions or concerns.

Sincerely,

Harriet Torosyan
Project Manager

AETL, LLC.
2834 N. Naomi St., Burbank, CA 91504
3329 Vincent Rd. Pleasant Hill, CA 94523
T 818.791.0181 ext.2815 **C** 818.421.7435
HarrietT@aetlab.com www.aetlab.com

A KYZER LABS COMPANY

Confidentiality Notice
Confidential: This message is intended exclusively for the individual or entity to which it is addressed. This communication may contain information that is proprietary, privileged or confidential or otherwise legally exempt from disclosure. If you are not the named addressee, you are not authorized to read, print, retain, copy, or disseminate this message or any part of it. If you have received this message in error, please contact the sender immediately by email and delete all copies of the message.

AMERICAN ENVIRONMENTAL TESTING LABORATORY
2834 N. NAOMI ST. BURBANK, CALIFORNIA 91504 ELAP# 1541 & 2402 LACSD# 10181
TEL (888) 288-AETL (818) 845-8200 FAX (818) 845-8840 www.aetlab.com
A KYZER LABS COMPANY

COOLER RECEIPT FORM

Client Name: NVS

Project Name:

AETL Job Number: BCA09049

Date Received: 1/8/21 Received by: Sergio Pinon

Carrier: ☑ AETL Courier ☐ Client ☐ GSL ☐ FedEx ☐ UPS

☐ Others:

Samples were received in: ☑ Cooler (1) ☐ Other (Specify):

Inside temperature of shipping container No 1: 4°C, No 2: _____, No 3: _____

Type of sample containers: ☐ VOA, ☐ Glass bottles, ☐ Wide mouth jars, ☐ HDPE bottles, ☐ Metal sleeves, ☑ Others (Specify): Baggie

How are samples preserved: ☐ None, ☑ Ice, ☐ Blue Ice, ☐ Dry Ice

☑ None, ☐ HNO_3, ☐ NaOH, ☐ ZnOAc, ☐ HCl, ☐ $Na_2S_2O_3$, ☐ MeOH, ☐ $NaHSO_4$

☐ Other (Specify):

	Yes	No*	N/A	Name, if client was notified.
1. Are the COCs Correct?	✓			
2. Are Sample labels legible & indelible ink?	✓			
3. Do samples match the COC?	✓			
4. Are the required analyses clear?	✓			
5. Is there enough samples for required analysis?	✓			
6. Does cooler or samples have custody seal(s)?			N/A	
7. Are sample containers in good condition?	✓			
8. Are samples preserved?	✓			
9. Are samples preserved properly for the intended analysis?	✓			
10. Are the VOAs free of headspace?			N/A	
11. Are the jars free of headspace?			N/A	
* = see note below. N/A = Not Applicable				

PLEASE NOTE ALL SAMPLES WILL BE DISPOSED OF 30 DAYS AFTER RECEIVING DATE. IF AETL IS INFORMED OTHERWISE, THERE WILL BE A STORAGE CHARGE PER SAMPLE PER MONTH FOR ANY SAMPLE HELD BEYOND 30 DAYS.

***Explain all "No" answers for above questions:**

_____

_____

_____

_____

AMERICAN ENVIRONMENTAL TESTING LABORATORY
2834 North Naomi Street Burbank, CA 91504 • ELAP# 1541 & 2402 • LACSD# 10181
TEL (888) 288-AETL • (818) 845-8200 • www.aetlab.com
A KYZER LABS COMPANY

NV5	AETL Job Number:	BCA0049	Site:	Cabrillo ES
3777 Long Beach Boulevard, Annex Building	Project Number:	SMSD-20-9850		
Long Beach, CA 90807	Attention:	Jonathan Barkman		
	Project Name:	Cabrillo ES PCB	Reported:	01/14/2021 16:59

Case Narrative

The following "Sample Received" Section summarizes the samples received and associated analyses requested as specified on the enclosed chain of custody.

Results as reported by the laboratory apply only to 1) the items tested, 2) as the samples are received, and 3) the accuracy of information provided. Information supplied by the customer that may affect validity of results and may be contained in this report include Project Name/Number, Site Location, Sample Locations, Sampling Dates/Times, Sample ID, Sample Preservation, Sample Matrix, Sample Properties, Field Blanks, Field Duplicates, Field Spikes, and Site Historical Data.

Accreditation applies only to the test methods listed on each scope of accreditation held by the laboratory; certifications held by the laboratory may not apply to results supplied in this report.

Unless otherwise noted, all results of soil and solid samples are based on wet weight.

No analytical non-conformances were encountered.
Qualifiers are noted in the report.

The contents of this report apply to the sample(s) analyzed in accordance with the chain of custody document.
No duplication of this report is allowed, except in its entirety without written approval of the laboratory.

AMERICAN ENVIRONMENTAL TESTING LABORATORY
2834 North Naomi Street Burbank, CA 91504 • ELAP# 1541 & 2402 • LACSD# 10181
TEL (888) 288-AETL • (818) 845-8200 • www.aetlab.com
A KYZER LABS COMPANY

NV5	AETL Job Number:	BCA0049	Site:	Cabrillo ES
3777 Long Beach Boulevard, Annex Building	Project Number:	SMSD-20-9850		
Long Beach, CA 90807	Attention:	Jonathan Barkman		
	Project Name:	Cabrillo ES PCB	Reported:	01/14/2021 16:59

Samples Received

AETL received the following samples on 01/08/2021 with the following specifications

Project Name: Cabrillo ES
Site:

Client ID		Sample Date
B-10		01/8/2021 9:00
Lab ID	**Matrix**	**Quantity of Containers**
BCA0049-10	Solid	1
Analysis	**Units**	**TAT**
EPA 8082	ug/kg	1

Client ID		Sample Date
B-11		01/8/2021 9:10
Lab ID	**Matrix**	**Quantity of Containers**
BCA0049-11	Solid	1
Analysis	**Units**	**TAT**
EPA 8082	ug/kg	1

Client ID		Sample Date
B-16		01/8/2021 10:00
Lab ID	**Matrix**	**Quantity of Containers**
BCA0049-16	Solid	1
Analysis	**Units**	**TAT**
EPA 8082	ug/kg	1

Client ID		Sample Date
B-17		01/8/2021 10:10
Lab ID	**Matrix**	**Quantity of Containers**
BCA0049-17	Solid	1
Analysis	**Units**	**TAT**
EPA 8082	ug/kg	1

The contents of this report apply to the sample(s) analyzed in accordance with the chain of custody document.
No duplication of this report is allowed, except in its entirety without written approval of the laboratory.

AMERICAN ENVIRONMENTAL TESTING LABORATORY
2834 North Naomi Street Burbank, CA 91504 • ELAP# 1541 & 2402 • LACSD# 10181
TEL (888) 288-AETL • (818) 845-8200 • www.aetlab.com
A KYZER LABS COMPANY

NV5	AETL Job Number:	BCA0049	Site:	Cabrillo ES
3777 Long Beach Boulevard, Annex Building	Project Number:	SMSD-20-9850		
Long Beach, CA 90807	Attention:	Jonathan Barkman		
	Project Name:	Cabrillo ES PCB	Reported:	01/14/2021 16:59

Samples Received

(Continued)

AETL received the following samples on 01/08/2021 with the following specifications

Project Name: Cabrillo ES
Site:

Client ID		Sample Date
B-23		01/8/2021 12:00
Lab ID	**Matrix**	**Quantity of Containers**
BCA0049-23	Solid	1
Analysis	**Units**	**TAT**
EPA 8082	ug/kg	1

Client ID		Sample Date
B-24		01/8/2021 12:10
Lab ID	**Matrix**	**Quantity of Containers**
BCA0049-24	Solid	1
Analysis	**Units**	**TAT**
EPA 8082	ug/kg	1

Client ID		Sample Date
B-30		01/8/2021 13:10
Lab ID	**Matrix**	**Quantity of Containers**
BCA0049-30	Solid	1
Analysis	**Units**	**TAT**
EPA 8082	ug/kg	1

Client ID		Sample Date
B-31		01/8/2021 13:20
Lab ID	**Matrix**	**Quantity of Containers**
BCA0049-31	Solid	1
Analysis	**Units**	**TAT**
EPA 8082	ug/kg	1

The contents of this report apply to the sample(s) analyzed in accordance with the chain of custody document.
No duplication of this report is allowed, except in its entirety without written approval of the laboratory.

AMERICAN ENVIRONMENTAL TESTING LABORATORY
2834 North Naomi Street Burbank, CA 91504 • ELAP# 1541 & 2402 • LACSD# 10181
TEL (888) 288-AETL • (818) 845-8200 • www.aetlab.com
A KYZER LABS COMPANY

NV5	AETL Job Number:	BCA0049	Site:	Cabrillo ES
3777 Long Beach Boulevard, Annex Building	Project Number:	SMSD-20-9850		
Long Beach, CA 90807	Attention:	Jonathan Barkman		
	Project Name:	Cabrillo ES PCB	Reported:	01/14/2021 16:59

Total Number of Samples received: **8**

The contents of this report apply to the sample(s) analyzed in accordance with the chain of custody document.
No duplication of this report is allowed, except in its entirety without written approval of the laboratory.

AMERICAN ENVIRONMENTAL TESTING LABORATORY
2834 North Naomi Street Burbank, CA 91504 • ELAP# 1541 & 2402 • LACSD# 10181
TEL (888) 288-AETL • (818) 845-8200 • www.aetlab.com
A KYZER LABS COMPANY

NV5	AETL Job Number:	BCA0049	Site:	Cabrillo ES
3777 Long Beach Boulevard, Annex Building	Project Number:	SMSD-20-9850		
Long Beach, CA 90807	Attention:	Jonathan Barkman		
	Project Name:	Cabrillo ES PCB	Reported:	01/14/2021 16:59

Positive Hits Summary

Lab ID	Client ID				Received
BCA0049-10	B-10				01/08/2021 17:55
Method	Analyte	Result	Qualifier	Unit	Analyzed
EPA 8082	Aroclor-1254 (PCB-1254)	1130		ug/kg	01/14/2021 12:59

Lab ID	Client ID				Received
BCA0049-11	B-11				01/08/2021 17:55
Method	Analyte	Result	Qualifier	Unit	Analyzed
EPA 8082	Aroclor-1254 (PCB-1254)	542		ug/kg	01/14/2021 13:19

Lab ID	Client ID				Received
BCA0049-23	B-23				01/08/2021 17:55
Method	Analyte	Result	Qualifier	Unit	Analyzed
EPA 8082	Aroclor-1254 (PCB-1254)	531000		ug/kg	01/14/2021 14:55

Lab ID	Client ID				Received
BCA0049-24	B-24				01/08/2021 17:55
Method	Analyte	Result	Qualifier	Unit	Analyzed
EPA 8082	Aroclor-1254 (PCB-1254)	360000		ug/kg	01/14/2021 13:57

Lab ID	Client ID				Received
BCA0049-30	B-30				01/08/2021 17:55
Method	Analyte	Result	Qualifier	Unit	Analyzed
EPA 8082	Aroclor-1254 (PCB-1254)	406000		ug/kg	01/14/2021 15:15

Lab ID	Client ID				Received
BCA0049-31	B-31				01/08/2021 17:55
Method	Analyte	Result	Qualifier	Unit	Analyzed
EPA 8082	Aroclor-1254 (PCB-1254)	439000		ug/kg	01/14/2021 14:17

The contents of this report apply to the sample(s) analyzed in accordance with the chain of custody document.
No duplication of this report is allowed, except in its entirety without written approval of the laboratory.

AMERICAN ENVIRONMENTAL TESTING LABORATORY
2834 North Naomi Street Burbank, CA 91504 • ELAP# 1541 & 2402 • LACSD# 10181
TEL (888) 288-AETL • (818) 845-8200 • www.aetlab.com
A KYZER LABS COMPANY

NV5	AETL Job Number:	BCA0049	Site:	Cabrillo ES
3777 Long Beach Boulevard, Annex Building	Project Number:	SMSD-20-9850		
Long Beach, CA 90807	Attention:	Jonathan Barkman		
	Project Name:	Cabrillo ES PCB	Reported:	01/14/2021 16:59

Analytical Results

Client ID: **B-10**
Lab ID: **BCA0049-10 (Solid)** **Sampled:** **01/08/21 9:00**

Analyte	Result	Qualifier	Dilution	MDL	RL	Units	Prepared Date/Time	Analyzed Date/Time	Batch	Analyst Initials	Prep. Method
PCBs											
Method: EPA 8082											
Aroclor-1016 (PCB-1016)	ND		1	100	250	ug/kg	01/14/21 08:00	01/14/21 12:59	B1A0237	ATS	3540C
Aroclor-1221 (PCB-1221)	ND		1	100	250	ug/kg	01/14/21 08:00	01/14/21 12:59	B1A0237	ATS	3540C
Aroclor-1232 (PCB-1232)	ND		1	100	250	ug/kg	01/14/21 08:00	01/14/21 12:59	B1A0237	ATS	3540C
Aroclor-1242 (PCB-1242)	ND		1	100	250	ug/kg	01/14/21 08:00	01/14/21 12:59	B1A0237	ATS	3540C
Aroclor-1248 (PCB-1248)	ND		1	100	250	ug/kg	01/14/21 08:00	01/14/21 12:59	B1A0237	ATS	3540C
Aroclor-1254 (PCB-1254)	**1130**		1	100	250	ug/kg	01/14/21 08:00	01/14/21 12:59	B1A0237	ATS	3540C
Aroclor-1260 (PCB-1260)	ND		1	100	250	ug/kg	01/14/21 08:00	01/14/21 12:59	B1A0237	ATS	3540C
Aroclor-1262 (PCB-1262)	ND		1	100	250	ug/kg	01/14/21 08:00	01/14/21 12:59	B1A0237	ATS	3540C
Aroclor-1268 (PCB-1268)	ND		1	100	250	ug/kg	01/14/21 08:00	01/14/21 12:59	B1A0237	ATS	3540C
	Recovery				Acceptance Criteria						
Surrogate: Decachlorobiphenyl	*41.5%*				*30-150*		01/14/21 08:00	*01/14/21 12:59*	B1A0237	*ATS*	3540C
Surrogate: Tetrachloro-m-xylene	*30.2%*				*30-150*		01/14/21 08:00	*01/14/21 12:59*	B1A0237	*ATS*	3540C

The contents of this report apply to the sample(s) analyzed in accordance with the chain of custody document.
No duplication of this report is allowed, except in its entirety without written approval of the laboratory.

AMERICAN ENVIRONMENTAL TESTING LABORATORY
2834 North Naomi Street Burbank, CA 91504 • ELAP# 1541 & 2402 • LACSD# 10181
TEL (888) 288-AETL • (818) 845-8200 • www.aetlab.com
A KYZER LABS COMPANY

NV5	AETL Job Number:	BCA0049	Site:	Cabrillo ES	
3777 Long Beach Boulevard, Annex Building	Project Number:	SMSD-20-9850			
Long Beach, CA 90807	Attention:	Jonathan Barkman			
	Project Name:	Cabrillo ES PCB	Reported:	01/14/2021 16:59	

Analytical Results

Client ID: **B-11**
Lab ID: **BCA0049-11 (Solid)** **Sampled:** **01/08/21 9:10**

Analyte	Result	Qualifier	Dilution	MDL	RL	Units	Prepared Date/Time	Analyzed Date/Time	Batch	Analyst Initials	Prep. Method
PCBs											
Method: EPA 8082											
Aroclor-1016 (PCB-1016)	ND		1	200	500	ug/kg	01/14/21 08:00	01/14/21 13:19	B1A0237	ATS	3540C
Aroclor-1221 (PCB-1221)	ND		1	200	500	ug/kg	01/14/21 08:00	01/14/21 13:19	B1A0237	ATS	3540C
Aroclor-1232 (PCB-1232)	ND		1	200	500	ug/kg	01/14/21 08:00	01/14/21 13:19	B1A0237	ATS	3540C
Aroclor-1242 (PCB-1242)	ND		1	200	500	ug/kg	01/14/21 08:00	01/14/21 13:19	B1A0237	ATS	3540C
Aroclor-1248 (PCB-1248)	ND		1	200	500	ug/kg	01/14/21 08:00	01/14/21 13:19	B1A0237	ATS	3540C
Aroclor-1254 (PCB-1254)	**542**		1	200	500	ug/kg	01/14/21 08:00	01/14/21 13:19	B1A0237	ATS	3540C
Aroclor-1260 (PCB-1260)	ND		1	200	500	ug/kg	01/14/21 08:00	01/14/21 13:19	B1A0237	ATS	3540C
Aroclor-1262 (PCB-1262)	ND		1	200	500	ug/kg	01/14/21 08:00	01/14/21 13:19	B1A0237	ATS	3540C
Aroclor-1268 (PCB-1268)	ND		1	200	500	ug/kg	01/14/21 08:00	01/14/21 13:19	B1A0237	ATS	3540C
	Recovery				Acceptance Criteria						
Surrogate: Decachlorobiphenyl	*60.7%*				*30-150*		01/14/21 08:00	*01/14/21 13:19*	B1A0237	*ATS*	3540C
Surrogate: Tetrachloro-m-xylene	*50.3%*				*30-150*		01/14/21 08:00	*01/14/21 13:19*	B1A0237	*ATS*	3540C

The contents of this report apply to the sample(s) analyzed in accordance with the chain of custody document.
No duplication of this report is allowed, except in its entirety without written approval of the laboratory.

AMERICAN ENVIRONMENTAL TESTING LABORATORY
2834 North Naomi Street Burbank, CA 91504 • ELAP# 1541 & 2402 • LACSD# 10181
TEL (888) 288-AETL • (818) 845-8200 • www.aetlab.com
A KYZER LABS COMPANY

NV5	AETL Job Number:	BCA0049	Site:	Cabrillo ES
3777 Long Beach Boulevard, Annex Building	Project Number:	SMSD-20-9850		
Long Beach, CA 90807	Attention:	Jonathan Barkman		
	Project Name:	Cabrillo ES PCB	Reported:	01/14/2021 16:59

Analytical Results

Client ID: **B-16**
Lab ID: **BCA0049-16 (Solid)** **Sampled:** **01/08/21 10:00**

PCBs

Method: EPA 8082

Analyte	Result	Qualifier	Dilution	MDL	RL	Units	Prepared Date/Time	Analyzed Date/Time	Batch	Analyst Initials	Prep. Method
Aroclor-1016 (PCB-1016)	ND		5	500	1250	ug/kg	01/14/21 08:00	01/14/21 13:38	B1A0237	ATS	3540C
Aroclor-1221 (PCB-1221)	ND		5	500	1250	ug/kg	01/14/21 08:00	01/14/21 13:38	B1A0237	ATS	3540C
Aroclor-1232 (PCB-1232)	ND		5	500	1250	ug/kg	01/14/21 08:00	01/14/21 13:38	B1A0237	ATS	3540C
Aroclor-1242 (PCB-1242)	ND		5	500	1250	ug/kg	01/14/21 08:00	01/14/21 13:38	B1A0237	ATS	3540C
Aroclor-1248 (PCB-1248)	ND		5	500	1250	ug/kg	01/14/21 08:00	01/14/21 13:38	B1A0237	ATS	3540C
Aroclor-1254 (PCB-1254)	ND		5	500	1250	ug/kg	01/14/21 08:00	01/14/21 13:38	B1A0237	ATS	3540C
Aroclor-1260 (PCB-1260)	ND		5	500	1250	ug/kg	01/14/21 08:00	01/14/21 13:38	B1A0237	ATS	3540C
Aroclor-1262 (PCB-1262)	ND		5	500	1250	ug/kg	01/14/21 08:00	01/14/21 13:38	B1A0237	ATS	3540C
Aroclor-1268 (PCB-1268)	ND		5	500	1250	ug/kg	01/14/21 08:00	01/14/21 13:38	B1A0237	ATS	3540C
	Recovery				Acceptance Criteria						
Surrogate: Decachlorobiphenyl	*73.4%*				*30-150*		01/14/21 08:00	*01/14/21 13:38*	B1A0237	*ATS*	3540C
Surrogate: Tetrachloro-m-xylene	*59.4%*				*30-150*		01/14/21 08:00	*01/14/21 13:38*	B1A0237	*ATS*	3540C

The contents of this report apply to the sample(s) analyzed in accordance with the chain of custody document.
No duplication of this report is allowed, except in its entirety without written approval of the laboratory.

AMERICAN ENVIRONMENTAL TESTING LABORATORY
2834 North Naomi Street Burbank, CA 91504 • ELAP# 1541 & 2402 • LACSD# 10181
TEL (888) 288-AETL • (818) 845-8200 • www.aetlab.com
A KYZER LABS COMPANY

NV5	AETL Job Number:	BCA0049	Site:	Cabrillo ES
3777 Long Beach Boulevard, Annex Building	Project Number:	SMSD-20-9850		
Long Beach, CA 90807	Attention:	Jonathan Barkman		
	Project Name:	Cabrillo ES PCB	Reported:	01/14/2021 16:59

Analytical Results

Client ID: **B-17**
Lab ID: **BCA0049-17 (Solid)** **Sampled:** **01/08/21 10:10**

Analyte	Result	Qualifier	Dilution	MDL	RL	Units	Prepared Date/Time	Analyzed Date/Time	Batch	Analyst Initials	Prep. Method
PCBs											
Method: EPA 8082											
Aroclor-1016 (PCB-1016)	ND		5	1000	2500	ug/kg	01/14/21 08:00	01/14/21 14:36	B1A0237	ATS	3540C
Aroclor-1221 (PCB-1221)	ND		5	1000	2500	ug/kg	01/14/21 08:00	01/14/21 14:36	B1A0237	ATS	3540C
Aroclor-1232 (PCB-1232)	ND		5	1000	2500	ug/kg	01/14/21 08:00	01/14/21 14:36	B1A0237	ATS	3540C
Aroclor-1242 (PCB-1242)	ND		5	1000	2500	ug/kg	01/14/21 08:00	01/14/21 14:36	B1A0237	ATS	3540C
Aroclor-1248 (PCB-1248)	ND		5	1000	2500	ug/kg	01/14/21 08:00	01/14/21 14:36	B1A0237	ATS	3540C
Aroclor-1254 (PCB-1254)	ND		5	1000	2500	ug/kg	01/14/21 08:00	01/14/21 14:36	B1A0237	ATS	3540C
Aroclor-1260 (PCB-1260)	ND		5	1000	2500	ug/kg	01/14/21 08:00	01/14/21 14:36	B1A0237	ATS	3540C
Aroclor-1262 (PCB-1262)	ND		5	1000	2500	ug/kg	01/14/21 08:00	01/14/21 14:36	B1A0237	ATS	3540C
Aroclor-1268 (PCB-1268)	ND		5	1000	2500	ug/kg	01/14/21 08:00	01/14/21 14:36	B1A0237	ATS	3540C
	Recovery				Acceptance Criteria						
Surrogate: Decachlorobiphenyl	*86.7%*				*30-150*		01/14/21 08:00	*01/14/21 14:36*	B1A0237	*ATS*	3540C
Surrogate: Tetrachloro-m-xylene	*72.1%*				*30-150*		01/14/21 08:00	*01/14/21 14:36*	B1A0237	*ATS*	3540C

The contents of this report apply to the sample(s) analyzed in accordance with the chain of custody document.
No duplication of this report is allowed, except in its entirety without written approval of the laboratory.

AMERICAN ENVIRONMENTAL TESTING LABORATORY
2834 North Naomi Street Burbank, CA 91504 • ELAP# 1541 & 2402 • LACSD# 10181
TEL (888) 288-AETL • (818) 845-8200 • www.aetlab.com
A KYZER LABS COMPANY

NV5	AETL Job Number:	BCA0049	Site:	Cabrillo ES
3777 Long Beach Boulevard, Annex Building	Project Number:	SMSD-20-9850		
Long Beach, CA 90807	Attention:	Jonathan Barkman		
	Project Name:	Cabrillo ES PCB	Reported:	01/14/2021 16:59

Analytical Results

Client ID: **B-23**
Lab ID: **BCA0049-23 (Solid)** **Sampled:** **01/08/21 12:00**

Analyte	Result	Qualifier	Dilution	MDL	RL	Units	Prepared Date/Time	Analyzed Date/Time	Batch	Analyst Initials	Prep. Method
PCBs											
Method: EPA 8082											
Aroclor-1016 (PCB-1016)	ND		20	2000	5000	ug/kg	01/14/21 08:00	01/14/21 14:55	B1A0237	ATS	3540C
Aroclor-1221 (PCB-1221)	ND		20	2000	5000	ug/kg	01/14/21 08:00	01/14/21 14:55	B1A0237	ATS	3540C
Aroclor-1232 (PCB-1232)	ND		20	2000	5000	ug/kg	01/14/21 08:00	01/14/21 14:55	B1A0237	ATS	3540C
Aroclor-1242 (PCB-1242)	ND		20	2000	5000	ug/kg	01/14/21 08:00	01/14/21 14:55	B1A0237	ATS	3540C
Aroclor-1248 (PCB-1248)	ND		20	2000	5000	ug/kg	01/14/21 08:00	01/14/21 14:55	B1A0237	ATS	3540C
Aroclor-1254 (PCB-1254)	**531000**		20	2000	5000	ug/kg	01/14/21 08:00	01/14/21 14:55	B1A0237	ATS	3540C
Aroclor-1260 (PCB-1260)	ND		20	2000	5000	ug/kg	01/14/21 08:00	01/14/21 14:55	B1A0237	ATS	3540C
Aroclor-1262 (PCB-1262)	ND		20	2000	5000	ug/kg	01/14/21 08:00	01/14/21 14:55	B1A0237	ATS	3540C
Aroclor-1268 (PCB-1268)	ND		20	2000	5000	ug/kg	01/14/21 08:00	01/14/21 14:55	B1A0237	ATS	3540C
	Recovery				Acceptance Criteria						
Surrogate: Decachlorobiphenyl	*141%*				*30-150*		01/14/21 08:00	*01/14/21 14:55*	B1A0237	*ATS*	3540C
Surrogate: Tetrachloro-m-xylene	*61.9%*				*30-150*		01/14/21 08:00	*01/14/21 14:55*	B1A0237	*ATS*	3540C

The contents of this report apply to the sample(s) analyzed in accordance with the chain of custody document.
No duplication of this report is allowed, except in its entirety without written approval of the laboratory.

AMERICAN ENVIRONMENTAL TESTING LABORATORY
2834 North Naomi Street Burbank, CA 91504 • ELAP# 1541 & 2402 • LACSD# 10181
TEL (888) 288-AETL • (818) 845-8200 • www.aetlab.com
A KYZER LABS COMPANY

NV5	AETL Job Number:	BCA0049	Site:	Cabrillo ES
3777 Long Beach Boulevard, Annex Building	Project Number:	SMSD-20-9850		
Long Beach, CA 90807	Attention:	Jonathan Barkman		
	Project Name:	Cabrillo ES PCB	Reported:	01/14/2021 16:59

Analytical Results

Client ID: **B-24**
Lab ID: **BCA0049-24 (Solid)** **Sampled:** **01/08/21 12:10**

Analyte	Result	Qualifier	Dilution	MDL	RL	Units	Prepared Date/Time	Analyzed Date/Time	Batch	Analyst Initials	Prep. Method
PCBs											
Method: EPA 8082											
Aroclor-1016 (PCB-1016)	ND		20	2000	5000	ug/kg	01/14/21 08:00	01/14/21 13:57	B1A0237	ATS	3540C
Aroclor-1221 (PCB-1221)	ND		20	2000	5000	ug/kg	01/14/21 08:00	01/14/21 13:57	B1A0237	ATS	3540C
Aroclor-1232 (PCB-1232)	ND		20	2000	5000	ug/kg	01/14/21 08:00	01/14/21 13:57	B1A0237	ATS	3540C
Aroclor-1242 (PCB-1242)	ND		20	2000	5000	ug/kg	01/14/21 08:00	01/14/21 13:57	B1A0237	ATS	3540C
Aroclor-1248 (PCB-1248)	ND		20	2000	5000	ug/kg	01/14/21 08:00	01/14/21 13:57	B1A0237	ATS	3540C
Aroclor-1254 (PCB-1254)	**360000**		20	2000	5000	ug/kg	01/14/21 08:00	01/14/21 13:57	B1A0237	ATS	3540C
Aroclor-1260 (PCB-1260)	ND		20	2000	5000	ug/kg	01/14/21 08:00	01/14/21 13:57	B1A0237	ATS	3540C
Aroclor-1262 (PCB-1262)	ND		20	2000	5000	ug/kg	01/14/21 08:00	01/14/21 13:57	B1A0237	ATS	3540C
Aroclor-1268 (PCB-1268)	ND		20	2000	5000	ug/kg	01/14/21 08:00	01/14/21 13:57	B1A0237	ATS	3540C
	Recovery				Acceptance Criteria						
Surrogate: Decachlorobiphenyl	*141%*				*30-150*		01/14/21 08:00	*01/14/21 13:57*	B1A0237	*ATS*	3540C
Surrogate: Tetrachloro-m-xylene	*62.9%*				*30-150*		01/14/21 08:00	*01/14/21 13:57*	B1A0237	*ATS*	3540C

The contents of this report apply to the sample(s) analyzed in accordance with the chain of custody document.
No duplication of this report is allowed, except in its entirety without written approval of the laboratory.

AMERICAN ENVIRONMENTAL TESTING LABORATORY
2834 North Naomi Street Burbank, CA 91504 • ELAP# 1541 & 2402 • LACSD# 10181
TEL (888) 288-AETL • (818) 845-8200 • www.aetlab.com
A KYZER LABS COMPANY

NV5	AETL Job Number:	BCA0049	Site:	Cabrillo ES
3777 Long Beach Boulevard, Annex Building	Project Number:	SMSD-20-9850		
Long Beach, CA 90807	Attention:	Jonathan Barkman		
	Project Name:	Cabrillo ES PCB	Reported:	01/14/2021 16:59

Analytical Results

Client ID: **B-30**
Lab ID: **BCA0049-30 (Solid)** **Sampled:** **01/08/21 13:10**

PCBs

Method: EPA 8082

Analyte	Result	Qualifier	Dilution	MDL	RL	Units	Prepared Date/Time	Analyzed Date/Time	Batch	Analyst Initials	Prep. Method
Aroclor-1016 (PCB-1016)	ND		20	2000	5000	ug/kg	01/14/21 08:00	01/14/21 15:15	B1A0237	ATS	3540C
Aroclor-1221 (PCB-1221)	ND		20	2000	5000	ug/kg	01/14/21 08:00	01/14/21 15:15	B1A0237	ATS	3540C
Aroclor-1232 (PCB-1232)	ND		20	2000	5000	ug/kg	01/14/21 08:00	01/14/21 15:15	B1A0237	ATS	3540C
Aroclor-1242 (PCB-1242)	ND		20	2000	5000	ug/kg	01/14/21 08:00	01/14/21 15:15	B1A0237	ATS	3540C
Aroclor-1248 (PCB-1248)	ND		20	2000	5000	ug/kg	01/14/21 08:00	01/14/21 15:15	B1A0237	ATS	3540C
Aroclor-1254 (PCB-1254)	**406000**		20	2000	5000	ug/kg	01/14/21 08:00	01/14/21 15:15	B1A0237	ATS	3540C
Aroclor-1260 (PCB-1260)	ND		20	2000	5000	ug/kg	01/14/21 08:00	01/14/21 15:15	B1A0237	ATS	3540C
Aroclor-1262 (PCB-1262)	ND		20	2000	5000	ug/kg	01/14/21 08:00	01/14/21 15:15	B1A0237	ATS	3540C
Aroclor-1268 (PCB-1268)	ND		20	2000	5000	ug/kg	01/14/21 08:00	01/14/21 15:15	B1A0237	ATS	3540C
	Recovery				Acceptance Criteria						
Surrogate: Decachlorobiphenyl	*127%*				*30-150*		01/14/21 08:00	*01/14/21 15:15*	B1A0237	*ATS*	3540C
Surrogate: Tetrachloro-m-xylene	*53.6%*				*30-150*		01/14/21 08:00	*01/14/21 15:15*	B1A0237	*ATS*	3540C

The contents of this report apply to the sample(s) analyzed in accordance with the chain of custody document.
No duplication of this report is allowed, except in its entirety without written approval of the laboratory.

AMERICAN ENVIRONMENTAL TESTING LABORATORY
2834 North Naomi Street Burbank, CA 91504 • ELAP# 1541 & 2402 • LACSD# 10181
TEL (888) 288-AETL • (818) 845-8200 • www.aetlab.com
A KYZER LABS COMPANY

NV5	AETL Job Number:	BCA0049	Site:	Cabrillo ES
3777 Long Beach Boulevard, Annex Building	Project Number:	SMSD-20-9850		
Long Beach, CA 90807	Attention:	Jonathan Barkman		
	Project Name:	Cabrillo ES PCB	Reported:	01/14/2021 16:59

Analytical Results

Client ID: **B-31**
Lab ID: **BCA0049-31 (Solid)** **Sampled:** **01/08/21 13:20**

Analyte	Result	Qualifier	Dilution	MDL	RL	Units	Prepared Date/Time	Analyzed Date/Time	Batch	Analyst Initials	Prep. Method
PCBs											
Method: EPA 8082											
Aroclor-1016 (PCB-1016)	ND		20	2000	5000	ug/kg	01/14/21 08:00	01/14/21 14:17	B1A0237	ATS	3540C
Aroclor-1221 (PCB-1221)	ND		20	2000	5000	ug/kg	01/14/21 08:00	01/14/21 14:17	B1A0237	ATS	3540C
Aroclor-1232 (PCB-1232)	ND		20	2000	5000	ug/kg	01/14/21 08:00	01/14/21 14:17	B1A0237	ATS	3540C
Aroclor-1242 (PCB-1242)	ND		20	2000	5000	ug/kg	01/14/21 08:00	01/14/21 14:17	B1A0237	ATS	3540C
Aroclor-1248 (PCB-1248)	ND		20	2000	5000	ug/kg	01/14/21 08:00	01/14/21 14:17	B1A0237	ATS	3540C
Aroclor-1254 (PCB-1254)	**439000**		20	2000	5000	ug/kg	01/14/21 08:00	01/14/21 14:17	B1A0237	ATS	3540C
Aroclor-1260 (PCB-1260)	ND		20	2000	5000	ug/kg	01/14/21 08:00	01/14/21 14:17	B1A0237	ATS	3540C
Aroclor-1262 (PCB-1262)	ND		20	2000	5000	ug/kg	01/14/21 08:00	01/14/21 14:17	B1A0237	ATS	3540C
Aroclor-1268 (PCB-1268)	ND		20	2000	5000	ug/kg	01/14/21 08:00	01/14/21 14:17	B1A0237	ATS	3540C
	Recovery				Acceptance Criteria						
Surrogate: Decachlorobiphenyl	*124%*				*30-150*		01/14/21 08:00	*01/14/21 14:17*	B1A0237	*ATS*	3540C
Surrogate: Tetrachloro-m-xylene	*77.5%*				*30-150*		01/14/21 08:00	*01/14/21 14:17*	B1A0237	*ATS*	3540C

The contents of this report apply to the sample(s) analyzed in accordance with the chain of custody document.
No duplication of this report is allowed, except in its entirety without written approval of the laboratory.

AMERICAN ENVIRONMENTAL TESTING LABORATORY
2834 North Naomi Street Burbank, CA 91504 • ELAP# 1541 & 2402 • LACSD# 10181
TEL (888) 288-AETL • (818) 845-8200 • www.aetlab.com
A KYZER LABS COMPANY

NV5	AETL Job Number:	BCA0049	Site:	Cabrillo ES
3777 Long Beach Boulevard, Annex Building	Project Number:	SMSD-20-9850		
Long Beach, CA 90807	Attention:	Jonathan Barkman		
	Project Name:	Cabrillo ES PCB	Reported:	01/14/2021 16:59

Quality Control Results

PCBs (EPA 8082)

Analyte	Result	MDL	RL	Units	Spike Level	Source Result	%REC	%REC Limits	RPD	RPD Limit	Qualifier
Batch: B1A0237 - 3540C					**Prepared: 01/14/2021 08:00**						
Method Blank (B1A0237-BLK1)					**Analyzed: 01/14/2021 12:40**						
Aroclor-1016 (PCB-1016)	ND	20.0	50.0	ug/kg							
Aroclor-1221 (PCB-1221)	ND	20.0	50.0	ug/kg							
Aroclor-1232 (PCB-1232)	ND	20.0	50.0	ug/kg							
Aroclor-1242 (PCB-1242)	ND	20.0	50.0	ug/kg							
Aroclor-1248 (PCB-1248)	ND	20.0	50.0	ug/kg							
Aroclor-1254 (PCB-1254)	ND	20.0	50.0	ug/kg							
Aroclor-1260 (PCB-1260)	ND	20.0	50.0	ug/kg							
Aroclor-1262 (PCB-1262)	ND	20.0	50.0	ug/kg							
Aroclor-1268 (PCB-1268)	ND	20.0	50.0	ug/kg							
Surrogate: Decachlorobiphenyl	*26.7*			*ug/kg*	*25.0*		*107*	*30-150*			
Surrogate: Tetrachloro-m-xylene	*22.1*			*ug/kg*	*25.0*		*88.3*	*30-150*			

The contents of this report apply to the sample(s) analyzed in accordance with the chain of custody document.
No duplication of this report is allowed, except in its entirety without written approval of the laboratory.

AMERICAN ENVIRONMENTAL TESTING LABORATORY
2834 North Naomi Street Burbank, CA 91504 • ELAP# 1541 & 2402 • LACSD# 10181
TEL (888) 288-AETL • (818) 845-8200 • www.aetlab.com
A KYZER LABS COMPANY

NV5	AETL Job Number:	BCA0049	Site:	Cabrillo ES
3777 Long Beach Boulevard, Annex Building	Project Number:	SMSD-20-9850		
Long Beach, CA 90807	Attention:	Jonathan Barkman		
	Project Name:	Cabrillo ES PCB	Reported:	01/14/2021 16:59

Quality Control Results

PCBs (EPA 8082)

Analyte	Result	MDL	RL	Units	Spike Level	Source Result	%REC	%REC Limits	RPD	RPD Limit	Qualifier
Batch: B1A0237 - 3540C (Continued)					**Prepared: 01/14/2021 08:00**						
LCS (B1A0237-BS1)					**Analyzed: 01/14/2021 12:01**						
Aroclor-1016 (PCB-1016)	606	20.0	50.0	ug/kg	500		121	50-150			
Aroclor-1260 (PCB-1260)	667	20.0	50.0	ug/kg	500		133	50-150			
Surrogate: Decachlorobiphenyl	*22.0*			*ug/kg*	*25.0*		*88.1*	*30-150*			
Surrogate: Tetrachloro-m-xylene	*21.6*			*ug/kg*	*25.0*		*86.5*	*30-150*			
LCSD (B1A0237-BSD1)					**Analyzed: 01/14/2021 12:20**						
Aroclor-1016 (PCB-1016)	623	20.0	50.0	ug/kg	500		125	50-150	2.77	40	
Aroclor-1260 (PCB-1260)	674	20.0	50.0	ug/kg	500		135	50-150	1.08	40	
Surrogate: Decachlorobiphenyl	*22.3*			*ug/kg*	*25.0*		*89.2*	*30-150*			
Surrogate: Tetrachloro-m-xylene	*20.8*			*ug/kg*	*25.0*		*83.2*	*30-150*			

The contents of this report apply to the sample(s) analyzed in accordance with the chain of custody document.
No duplication of this report is allowed, except in its entirety without written approval of the laboratory.

AMERICAN ENVIRONMENTAL TESTING LABORATORY
2834 North Naomi Street Burbank, CA 91504 • ELAP# 1541 & 2402 • LACSD# 10181
TEL (888) 288-AETL • (818) 845-8200 • www.aetlab.com
A KYZER LABS COMPANY

NV5	AETL Job Number:	BCA0049	Site:	Cabrillo ES
3777 Long Beach Boulevard, Annex Building	Project Number:	SMSD-20-9850		
Long Beach, CA 90807	Attention:	Jonathan Barkman		
	Project Name:	Cabrillo ES PCB	Reported:	01/14/2021 16:59

Qualifiers and Definitions

Item	Definitions
% wt	Percent Weight
%REC	Percent Recovery
°C	Degrees Celsius
AETL	American Environmental Testing Laboratory, LLC
C	Carbon
CARB	California Air Resources Board
COC	Chain of Custody
DRO	Diesel Range Organics
Dup	Duplicate
ELAP	Environmental Laboratory Accreditation Program
EPA	Environmental Protection Agency
GRO	Gasoline Range Organics
HC	Hydrocarbon
LACSD	Los Angeles County Sanitation Districts
LCS	Laboratory Control Sample - A sample matrix, free from the analytes of interest, spiked with verified known amounts of analytes.
LCSD	Laboratory Control Sample Duplicate - A replicate of Laboratory Control Sample.
LOQ	Limit of Quantitation
MDL	Method Detection Limit - The minimum measured concentration of a substance that can be reported with 99% confidence. MDL is statistically derived number which is specific for each instrument, each method and each compound.
mg/kg	Miligrams per Kilogram
mg/L	Miligrams per Liter
MRO	Motor oil Range Organics
MS	Matrix Spike - A sample prepared, taken through all sample preparation and analytical steps of the procedure and analyzed as an independent test results.
MSD	Matrix Spike Duplicate - A replicate of Matrix Spike Sample.
N	No
ND	Analyte is not detected below Method Detection Limit.
ng/m3	Nanograms per cubic meter
NIOSH	National Institute for Occupational Safety and Health
nL/L	Nanoliters per Liter
NTU	Nephelometric Turbidity Units
Ohm-cm	Ohms per centimeter
OSHA	Occupational Safety and Health Administration
PCB	Polychlorinated Biphenyl
RL	Reporting Limit - The lowest concentration at which an analyte can be detected in a sample and its concentration can be reported with a specified degree of confidence, accuracy and precision. For usage at AETL, RL is equivalant to LOQ.
RPD	Relative Percent Difference

The contents of this report apply to the sample(s) analyzed in accordance with the chain of custody document.
No duplication of this report is allowed, except in its entirety without written approval of the laboratory.

AMERICAN ENVIRONMENTAL TESTING LABORATORY
2834 North Naomi Street Burbank, CA 91504 • ELAP# 1541 & 2402 • LACSD# 10181
TEL (888) 288-AETL • (818) 845-8200 • www.aetlab.com
A KYZER LABS COMPANY

NV5	AETL Job Number:	BCA0049	Site:	Cabrillo ES
3777 Long Beach Boulevard, Annex Building	Project Number:	SMSD-20-9850		
Long Beach, CA 90807	Attention:	Jonathan Barkman		
	Project Name:	Cabrillo ES PCB	Reported:	01/14/2021 16:59

SIM	Selective Ion Monitoring
SPLP	Synthetic Precipitation Leaching Procedure
STLC	Soluble Threshold Limit Concentration
TCLP	Toxicity Characteristic Leaching Procedure
TPH	Total Petroleum Hydrocarbons
TTLC	Total Threshold Limit Concentrations
ug/kg	Micrograms per Kilogram
ug/L	Micrograms per Liter
ug/m3	Micrograms per cubic meter
WET	Waste Extraction Test
Y	Yes
ZHE	Zero Headspace Extraction

The contents of this report apply to the sample(s) analyzed in accordance with the chain of custody document.
No duplication of this report is allowed, except in its entirety without written approval of the laboratory.

AMERICAN ENVIRONMENTAL TESTING LABORATORY
2834 North Naomi Street Burbank, CA 91504 • ELAP# 1541 & 2402 • LACSD# 10181
TEL (888) 288-AETL • (818) 845-8200 • www.aetlab.com
A KYZER LABS COMPANY

January 18, 2021

AETL Job No: BCA0049.01 Rev
Received Date: 01/08/2021
Project Number: SMSD-20-9850

NV5
3777 Long Beach Boulevard, Annex Building
Long Beach, CA 90807
Telephone: (562) 495-5777

Attention: Jonathan Barkman

Project Name: Cabrillo ES PCB
Site: Cabrillo ES

Enclosed please find the results of analyses for samples which were analyzed as specified on the attached chain of custody. If you have any questions concerning this report, please do not hesitate to call.

Checked By: Harriet Torosyan

Harriet Torosyan
Project Manager

Approved By:

Jim Lin
Project Manager

Table of Contents

Client Project Name: Cabrillo Elementary School (SMSD-20-9850)
Work Order Number: BCA0049.01 Rev

1 Cover Letter 1
2 Sample Condition on Receipt 3
3 Chain of Custodies 4
4 Cooler Receipt Form 14
5 Case Narrative 15
6 Samples Received 16
7 Positive Hits Summary 28
8 Analytical Results 33
9 Quality Control Results 78
10 Qualifiers and Definitions 82

AMERICAN ENVIRONMENTAL TESTING LABORATORY
2834 North Naomi Street Burbank, CA 91504 • ELAP# 1541 & 2402 • LACSD# 10181
TEL (888) 288-AETL • (818) 845-8200 • www.aetlab.com
A KYZER LABS COMPANY

NV5	AETL Job Number:	BCA0049.01 Rev	Site:	Cabrillo ES
3777 Long Beach Boulevard, Annex Building	Project Number:	SMSD-20-9850		
Long Beach, CA 90807	Attention:	Jonathan Barkman		
	Project Name:	Cabrillo ES PCB	Reported:	01/18/2021 15:05

Sample Condition on Receipt

Cooler ID: Default Cooler **Temperature: 4.0 °C**

Are the COCs Correct	Y		
Labels Legible	Y	Containers In Good Condition	Y
COC/Labels Agree	Y	Samples Preserved Properly	Y
Sufficient Sample Volume	Y	Sufficient Holding Time for all Tests	Y
Sample Labels intact	Y	Received on Ice	Y

The contents of this report apply to the sample(s) analyzed in accordance with the chain of custody document.
No duplication of this report is allowed, except in its entirety without written approval of the laboratory.

AMERICAN ENVIRONMENTAL TESTING LABORATORY
2834 North Naomi Street Burbank, CA 91504 • ELAP# 1541 & 2402 • LACSD# 10181
TEL (888) 288-AETL • (818) 845-8200 • www.aetlab.com
A KYZER LABS COMPANY

CHAIN OF CUSTODY RECORD

COMPANY: NVS
PROJECT MANAGER: Jonathan Barkman
COMPANY ADDRESS: 3777 Long Beach Blvd. Annex Bldg.
PHONE:
EMAIL: Jonathan.Barkman@NVS.com
PROJECT NAME: Cabrillo E.S. PCB
PROJECT #: SMSD-20-9850
SITE NAME AND ADDRESS: Cabrillo E.S. Malibu
PO #:
AETL JOB No.: BCA0049
Page 3 of 3

	SAMPLE ID	LAB ID	DATE	TIME	MATRIX	CONTAINER NUMBER/SIZE	PRES.	ANALYSIS REQUESTED: EPA 8082	ANALYSIS REQUESTED: Soxhlet Extraction	TEST INSTRUCTIONS & COMMENTS
1	B-31	BCA0049.31	1-8-21	1320	BULK	1	ICE	X	X	Archive
2	32	BCA0049.32		1330				X	X	
3	33	BCA0049.33		1340				X	X	
4	C-01	BCA0049.34		1350				X	X	
5	02	BCA0049.35		1400				X	X	
6	03	BCA0049.36		1410				X	X	
7	04	BCA0049.37		1420				X	X	
8	05	BCA0049.38		1430				X	X	
9	06	BCA0049.39		1440				X	X	
10	D-01	BCA0049.40		1450				X	X	
11	02	BCA0049.41		1500				X	X	
12	03	BCA0049.42		1510				X	X	
13	04	BCA0049.43		1520				X	X	
14	05	BCA0049.44		1530				X	X	
15	06	BCA0049.45		1540				X	X	

TOTAL NUMBER OF CONTAINERS: 15

BILLING INFORMATION / SPECIAL INSTRUCTIONS

RELINQUISHED BY SAMPLER: 1.	RELINQUISHED BY: 2.	RELINQUISHED BY: 3.
Signature:	Signature:	Signature:
Printed Name: Randy Flores	Printed Name:	Printed Name:
Date: 1-8-21 Time: 1600	Date: Time:	Date: 1-8-21 Time: 1755
RECEIVED BY: 1.	RECEIVED BY: 2.	RECEIVED BY LABORATORY: 3.
Signature:	Signature:	Signature:
Printed Name: Thomas Lobue	Printed Name:	Printed Name: Daryl's Finch
Date: 1-8-21 Time: 1625	Date: Time:	Date: 1/8/21 Time: 1755

TURN AROUND TIME
- [ ] NORMAL
- [ ] SAME DAY RUSH
- [x] NEXT DAY RUSH
- [ ] 2 DAYS RUSH
- [ ] 3 DAYS RUSH
- [ ] 4 DAYS RUSH

DATA DELIVERABLE REQUIRED
- [ ] HARD COPY
- [x] E-COPY
- [ ] GEOTRACKER (GLOBAL ID) _____
- [ ] OTHER (PLEASE SPECIFY) _____

DISTRIBUTION: WHITE - Laboratory, CANARY - Laboratory, PINK - Project/Account Manager, YELLOW - Sampler/Originator

06/30/2020 REV. 1.0

AMERICAN ENVIRONMENTAL TESTING LABORATORY
2834 North Naomi Street Burbank, CA 91504 • ELAP# 1541 & 2402 • LACSD# 10181
TEL (888) 288-AETL • (818) 845-8200 • www.aetlab.com
A KYZER LABS COMPANY

CHAIN OF CUSTODY RECORD

COMPANY: NVS
PROJECT MANAGER: Jonathan Barkman
COMPANY ADDRESS: 3777 Long Beach Blvd. Annex Bldg.
PHONE:
EMAIL: Jonathan.Barkman@NVS.com
PROJECT NAME: Cabrillo ES PCB
PROJECT #: SMSD-20-9850
SITE NAME AND ADDRESS: Cabrillo ES
PO #:
AETL JOB No. BCA00049
Page 1 of 3

	SAMPLE ID	LAB ID	DATE	TIME	MATRIX	CONTAINER NUMBER/SIZE	PRES.	ANALYSIS REQUESTED: EPA 8082	ANALYSIS REQUESTED: SOXHLET EXT.	TEST INSTRUCTIONS & COMMENTS
1	B-01	BCA00049.01	1-8-21	0730	BULK	1	ICE	X	X	
2	02	BCA00049.02		0740				X	X	
3	03	BCA00049.03		0750				X	X	
4	04	BCA00049.04		0800				X	X	
5	05	BCA00049.05		0810				X	X	
6	06	BCA00049.06		0820				X	X	
7	07	BCA00049.07		0825				X	X	
8	08	BCA00049.08		0835				X	X	
9	09	BCA00049.09		0845				X	X	
10	10	BCA00049.10		0900				X	X	
11	11	BCA00049.11		0910				X	X	Archive
12	12	BCA00049.12		0920				X	X	Archive
13	13	BCA00049.13		0930				X	X	
14	14	BCA00049.14		0940				X	X	
15	15	BCA00049.15		0950				X	X	

TOTAL NUMBER OF CONTAINERS: 15

BILLING INFORMATION / SPECIAL INSTRUCTIONS

RELINQUISHED BY SAMPLER: 1.	RELINQUISHED BY: 2.	RELINQUISHED BY: 3.
Signature:	Signature:	Signature:
Printed Name: Randy Flores	Printed Name:	Printed Name:
Date: 1-8-21 Time: 1600	Date: Time:	Date: 1-8-21 Time: 1755
RECEIVED BY: 1.	**RECEIVED BY: 2.**	**RECEIVED BY LABORATORY: 3.**
Signature:	Signature:	Signature:
Printed Name:	Printed Name:	Printed Name: Sergio Pinto
Date: 1-8-21 Time: 1625	Date: Time:	Date: 1/8/21 Time: 1755

TURN AROUND TIME

- [ ] NORMAL
- [ ] SAME DAY RUSH
- [x] NEXT DAY RUSH
- [ ] 2 DAYS RUSH
- [ ] 3 DAYS RUSH
- [ ] 4 DAYS RUSH

DATA DELIVERABLE REQUIRED

- [ ] HARD COPY
- [x] E-COPY
- [ ] GEOTRACKER (GLOBAL ID) _____
- [ ] OTHER (PLEASE SPECIFY) _____

DISTRIBUTION: WHITE - Laboratory, CANARY - Laboratory, PINK - Project/Account Manager, YELLOW - Sampler/Originator

06/30/2020 REV. 1.0

AMERICAN ENVIRONMENTAL TESTING LABORATORY
2834 North Naomi Street Burbank, CA 91504 • ELAP# 1541 & 2402 • LACSD# 10181
TEL (888) 288-AETL • (818) 845-8200 • www.aetlab.com
A KYZER LABS COMPANY

CHAIN OF CUSTODY RECORD

COMPANY: NVS
PROJECT MANAGER: Jonathan Barkman
COMPANY ADDRESS: 3777 Long Beach Blvd. Annex Bldg.
PHONE:
EMAIL: Jonathan.Barkman@NVS.com
PROJECT NAME: Cabrillo ES PCB
PROJECT #: SMSD-20-9850
SITE NAME AND ADDRESS: Cabrillo E.S.
PO #:

AETL JOB No. BCA0049 Page 2 of 3

	SAMPLE ID	LAB ID	DATE	TIME	MATRIX	CONTAINER NUMBER/SIZE	PRES.	ANALYSIS REQUESTED: EPA 8082	ANALYSIS REQUESTED: SOXHLET EXTRACT	TEST INSTRUCTIONS & COMMENTS
1	B-16	BCA0049.16	1-8-21	1000	BULK	1	ICE	X	X	Archive
2	17	BCA0049.17		1010				X	X	Archive
3	18	BCA0049.18		1020				X	X	
4	19	BCA0049.19		1030				X	X	
5	20	BCA0049.20		1040				X	X	
6	21	BCA0049.21		1050				X	X	
7	22	BCA0049.22		1100				X	X	
8	23	BCA0049.23		1200				X	X	Archive
9	24	BCA0049.24		1210				X	X	Archive
10	25	BCA0049.25		1220				X	X	
11	26	BCA0049.26		1230				X	X	
12	27	BCA0049.27		1240				X	X	
13	28	BCA0049.28		1250				X	X	
14	29	BCA0049.29		1300				X	X	
15	30	BCA0049.30		1310				X	X	Archive

TOTAL NUMBER OF CONTAINERS: 15

BILLING INFORMATION / SPECIAL INSTRUCTIONS

RELINQUISHED BY SAMPLER: 1.	RELINQUISHED BY: 2.	RELINQUISHED BY: 3.
Signature:	Signature:	Signature:
Printed Name: Randy Flores	Printed Name:	Printed Name: Thomas Gibson
Date: 1-8-21 Time: 1600	Date: Time:	Date: 1-8-21 Time: 1755
RECEIVED BY: 1.	RECEIVED BY: 2.	RECEIVED BY LABORATORY: 3.
Signature:	Signature:	Signature:
Printed Name: Thomas Gibson	Printed Name:	Printed Name: Sayis Pinch
Date: 1-8-21 Time: 1625	Date: Time:	Date: 1/8/21 Time: 1755

TURN AROUND TIME
- [ ] NORMAL
- [ ] SAME DAY RUSH
- [x] NEXT DAY RUSH
- [ ] 2 DAYS RUSH
- [ ] 3 DAYS RUSH
- [ ] 4 DAYS RUSH

DATA DELIVERABLE REQUIRED
- [ ] HARD COPY
- [x] E-COPY
- [ ] GEOTRACKER (GLOBAL ID) _____
- [ ] OTHER (PLEASE SPECIFY) _____

DISTRIBUTION: WHITE - Laboratory, CANARY - Laboratory, PINK - Project/Account Manager, YELLOW - Sampler/Originator

06/30/2020 REV. 1.0

AMERICAN ENVIRONMENTAL TESTING LABORATORY
2834 North Naomi Street Burbank, CA 91504 • ELAP# 1541 & 2402 • LACSD# 10181
TEL (888) 288-AETL • (818) 845-8200 • www.aetlab.com
A KYZER LABS COMPANY

CHAIN OF CUSTODY RECORD

AETL JOB No. BCA00049 Page 1 of 3

COMPANY: NVS
PROJECT MANAGER: Jonathan Barkman
COMPANY ADDRESS: 3777 Long Beach Blvd. Annex Bldg.
PHONE:
EMAIL: Jonathan.Barkman@NVS.com
PROJECT NAME: Cabrillo ES PCB
PROJECT #: SMSD-20-9850
SITE NAME AND ADDRESS: Cabrillo ES
PO #:

	SAMPLE ID	LAB ID	DATE	TIME	MATRIX	CONTAINER NUMBER/SIZE	PRES.	EPA 8082	SOXHLET EXT.	TEST INSTRUCTIONS & COMMENTS
1	B-01	BCA00049.01	1-8-21	0730	BULK	1	ICE	X	X	-Release Archives - ~~AFT~~ 1/13/21 RUSH
2	02	BCA00049.02		0740				X	X	
3	03	BCA00049.03		0750				X	X	
4	04	BCA00049.04		0800				X	X	
5	05	BCA00049.05		0810				X	X	
6	06	BCA00049.06		0820				X	X	
7	07	BCA00049.07		0825				X	X	
8	08	BCA00049.08		0835				X	X	
9	09	BCA00049.09		0845				X	X	
10	10	BCA00049.10		0900				X	X	Archive
11	11	BCA00049.11		0910				X	X	Archive
12	12	BCA00049.12		0920				X	X	
13	13	BCA00049.13		0930				X	X	
14	14	BCA00049.14		0940				X	X	
15	15	BCA00049.15		0950				X	X	

TOTAL NUMBER OF CONTAINERS: 15

BILLING INFORMATION / SPECIAL INSTRUCTIONS

RELINQUISHED BY SAMPLER: 1.	RELINQUISHED BY: 2.	RELINQUISHED BY: 3.
Signature:	Signature:	Signature:
Printed Name: Randy Flores	Printed Name:	Printed Name:
Date: 1-8-21 Time: 1600	Date: Time:	Date: 1-8-21 Time: 1755
RECEIVED BY: 1.	**RECEIVED BY: 2.**	**RECEIVED BY LABORATORY: 3.**
Signature:	Signature:	Signature:
Printed Name:	Printed Name:	Printed Name: Sergio Pinto
Date: 1-8-21 Time: 1625	Date: Time:	Date: 1/8/21 Time: 1755

TURN AROUND TIME
- [ ] NORMAL
- [ ] SAME DAY RUSH
- [x] NEXT DAY RUSH
- [ ] 2 DAYS RUSH
- [ ] 3 DAYS RUSH
- [ ] 4 DAYS RUSH

DATA DELIVERABLE REQUIRED
- [ ] HARD COPY
- [x] E-COPY
- [ ] GEOTRACKER (GLOBAL ID) _____
- [ ] OTHER (PLEASE SPECIFY) _____

DISTRIBUTION: WHITE - Laboratory, CANARY - Laboratory, PINK - Project/Account Manager, YELLOW - Sampler/Originator

06/30/2020 REV. 1.0

AMERICAN ENVIRONMENTAL TESTING LABORATORY
2834 North Naomi Street Burbank, CA 91504 • ELAP# 1541 & 2402 • LACSD# 10181
TEL (888) 288-AETL • (818) 845-8200 • www.aetlab.com
A KYZER LABS COMPANY

CHAIN OF CUSTODY RECORD

COMPANY: NV5
PROJECT MANAGER: Jonathan Barkman
COMPANY ADDRESS: 3777 Long Beach Blvd. Annex Bldg.
PHONE:
EMAIL: Jonathan.Barkman@NV5.com
PROJECT NAME: Cabrillo ES PCB
PROJECT #: SMSD-20-9850
SITE NAME AND ADDRESS: Cabrillo E.S.
PO #:

AETL JOB No. BCA0049

SAMPLE ID	LAB ID	DATE	TIME	MATRIX	CONTAINER NUMBER/SIZE	PRES.	ANALYSIS REQUESTED: EPA 8082	ANALYSIS REQUESTED: SOXHLET EXTRA	TEST INSTRUCTIONS & COMMENTS
1 B-16	BCA0049.16	1-8-21	1000	BLK	1	ICE	X	X	Archive
2 17	BCA0049.17		1010				X	X	Archive
3 18	BCA0049.18		1020				X	X	
4 19	BCA0049.19		1030				X	X	
5 20	BCA0049.20		1040				X	X	
6 21	BCA0049.21		1050				X	X	
7 22	BCA0049.22		1100				X	X	
8 23	BCA0049.23		1200				X	X	Archive
9 24	BCA0049.24		1210				X	X	Archive
10 25	BCA0049.25		1220				X	X	
11 26	BCA0049.26		1230				X	X	
12 27	BCA0049.27		1240				X	X	
13 28	BCA0049.28		1250				X	X	
14 29	BCA0049.29		1300				X	X	
15 30	BCA0049.30	"	1310	"	"	"	X	X	Archive

TOTAL NUMBER OF CONTAINERS: 15

BILLING INFORMATION / SPECIAL INSTRUCTIONS

RELINQUISHED BY SAMPLER: 1.	RELINQUISHED BY: 2.	RELINQUISHED BY: 3.
Signature:	Signature:	Signature:
Printed Name: Randy Flum	Printed Name:	Printed Name: Thomas Gibson
Date: 1-8-21 Time: 1600	Date: Time:	Date: 1-8-21 Time: 1755
RECEIVED BY: 1.	**RECEIVED BY: 2.**	**RECEIVED BY LABORATORY: 3.**
Signature:	Signature:	Signature:
Printed Name: Thomas Gibson	Printed Name:	Printed Name: Sonia Pinch
Date: 1-8-21 Time: 1625	Date: Time:	Date: 1/8/21 Time: 1755

TURN AROUND TIME
- ☐ NORMAL
- ☐ SAME DAY RUSH
- ☑ NEXT DAY RUSH
- ☐ 2 DAYS RUSH
- ☐ 3 DAYS RUSH
- ☐ 4 DAYS RUSH

DATA DELIVERABLE REQUIRED
- ☐ HARD COPY
- ☑ E-COPY
- ☐ GEOTRACKER (GLOBAL ID) _____
- ☐ OTHER (PLEASE SPECIFY) _____

DISTRIBUTION: WHITE - Laboratory, CANARY - Laboratory, PINK - Project/Account Manager, YELLOW - Sampler/Originator

AMERICAN ENVIRONMENTAL TESTING LABORATORY
2834 North Naomi Street Burbank, CA 91504 • ELAP# 1541 & 2402 • LACSD# 10181
TEL (888) 288-AETL • (818) 845-8200 • www.aetlab.com
A KYZER LABS COMPANY

CHAIN OF CUSTODY RECORD

COMPANY: NVS
PROJECT MANAGER: Jonathan Barkman
COMPANY ADDRESS: 3777 Long Beach Blvd. Annex Bldg.
PHONE:
EMAIL: Jonathan.Barkman@NVS.com
PROJECT NAME: Cabrillo E.S. PCB
PROJECT #: SM5D-20-9850
SITE NAME AND ADDRESS: Cabrillo E.S. Malibu
PO #:
AETL JOB No. BCA0049
Page 3 of 3

SAMPLE ID	LAB ID	DATE	TIME	MATRIX	CONTAINER NUMBER/SIZE	PRES.	ANALYSIS REQUESTED: EPA 8082	ANALYSIS REQUESTED: Soxhlet Extraction	TEST INSTRUCTIONS & COMMENTS
B-31	BCA0049.31	1-8-21	1320	BULK	1	ICE	X	X	Archive
32	BCA0049.32		1330				X	X	
33	BCA0049.33		1340				X	X	
C-01	BCA0049.34		1350				X	X	
02	BCA0049.35		1400				X	X	
03	BCA0049.36		1410				X	X	
04	BCA0049.37		1420				X	X	
05	BCA0049.38		1430				X	X	
06	BCA0049.39		1440				X	X	
D-01	BCA0049.40		1450				X	X	
02	BCA0049.41		1500				X	X	
03	BCA0049.42		1510				X	X	
04	BCA0049.43		1520				X	X	
05	BCA0049.44		1530				X	X	
06	BCA0049.45		1540				X	X	

TOTAL NUMBER OF CONTAINERS: 15

BILLING INFORMATION / SPECIAL INSTRUCTIONS

RELINQUISHED BY SAMPLER: 1.	RELINQUISHED BY: 2.	RELINQUISHED BY: 3.
Signature:	Signature:	Signature:
Printed Name: Randy Flores	Printed Name:	Printed Name:
Date: 1-8-21 Time: 1600	Date: Time:	Date: 1-8-21 Time: 1755
RECEIVED BY: 1.	**RECEIVED BY: 2.**	**RECEIVED BY LABORATORY: 3.**
Signature:	Signature:	Signature:
Printed Name: Thomas Lobue	Printed Name:	Printed Name: Daryl's Finch
Date: 1-8-21 Time: 1625	Date: Time:	Date: 1/8/21 Time: 1755

TURN AROUND TIME
- ☐ NORMAL
- ☐ SAME DAY RUSH
- ☑ NEXT DAY RUSH
- ☐ 2 DAYS RUSH
- ☐ 3 DAYS RUSH
- ☐ 4 DAYS RUSH

DATA DELIVERABLE REQUIRED
- ☐ HARD COPY
- ☑ E-COPY
- ☐ GEOTRACKER (GLOBAL ID) _____
- ☐ OTHER (PLEASE SPECIFY) _____

DISTRIBUTION: WHITE - Laboratory, CANARY - Laboratory, PINK - Project/Account Manager, YELLOW - Sampler/Originator

06/30/2020 REV. 1.0

Harriet Torosyan

From: Jonathan Barkman <Jonathan.Barkman@nv5.com>
Sent: Wednesday, January 13, 2021 4:07 PM
To: Harriet Torosyan
Cc: Corey Jones; Joe Sevrean; Therese Rizarri
Subject: RE: Results SMSD-20-9850 Cabrillo ES PCB (AETL BCA0049)

Hi Harriet – We need to see about analysis a few of the archived samples for report AETL No. BCA0049
Please analyze the following for PCBs on a rush TAT:

- B10,
- B11,
- B16,
- B17,
- B23,
- B24,
- B30, and
- B31

Regards,

Jonathan Barkman | Project Manager | **NV5**
3777 Long Beach Boulevard, Annex Building | Long Beach, CA 90807 |
O: 562.495.5777 | D: 562.489.9730 | C: 310.920.8404
www.NV5.com | www.altaenviron.com | Electronic Communications Disclaimer

Alta Environmental is now NV5

From: Harriet Torosyan <harriett@aetlab.com>
Sent: Tuesday, January 12, 2021 3:34 PM
To: Jonathan Barkman <Jonathan.Barkman@nv5.com>
Cc: Corey Jones <coreyj@aetlab.com>; Joe Sevrean <Jsevrean@aetlab.com>; Bina Patel <Bina.Patel@nv5.com>
Subject: Results SMSD-20-9850 Cabrillo ES PCB (AETL BCA0049)

Hello Jonathan,

We apologize for the delay.

Please see the attached documents for the following:

Carbrillo ES PCB --- SMSD-20-9850
Sample Date: 1.8.2021
AETL No. BCA0049

Please let us know if you have any questions or concerns.

Sincerely,

Harriet Torosyan
Project Manager

AETL, LLC.
2834 N. Naomi St., Burbank, CA 91504
3329 Vincent Rd. Pleasant Hill, CA 94523
T 818.791.0181 ext.2815 **C** 818.421.7435
HarrietT@aetlab.com www.aetlab.com

A KYZER LABS COMPANY

Confidentiality Notice
Confidential: This message is intended exclusively for the individual or entity to which it is addressed. This communication may contain information that is proprietary, privileged or confidential or otherwise legally exempt from disclosure. If you are not the named addressee, you are not authorized to read, print, retain, copy, or disseminate this message or any part of it. If you have received this message in error, please contact the sender immediately by email and delete all copies of the message.

Harriet Torosyan

From: Therese Rizarri <Therese.Rizarri@nv5.com>
Sent: Monday, January 18, 2021 10:53 AM
To: Harriet Torosyan; Corey Jones
Cc: Jonathan Barkman
Subject: BCA0049 sample numbers corrected
Attachments: Pages from BCA0049 PRM_AETL_LabAnalysis FINAL 01 12 2021 1534.pdf

Good morning,

Our technician duplicated some sample numbers for this Cabrillo Project (AETL Job No: BCA0049) . Can you please change the sample numbers to the corrected sample numbers below? Attached is a copy of the COC that was submitted.

If you need any additional information, please let me know.

New sample number	Current sample number
B-54	B-1
B-55	B-2
B-56	B-3
B-57	B-4
B-58	B-5
B-59	B-6
B-60	B-7
B-61	B-8
B-62	B-9
B-63	B-10
B-64	B-11
B-65	B-12
B-66	B-13
B-67	B-14
B-68	B-15
B-69	B-16
B-70	B-17
B-71	B-18
B-72	B-19
B-73	B-20
B-74	B-21
B-75	B-22
B-76	B-23
B-77	B-24
B-78	B-25
B-79	B-26
B-80	B-27
B-81	B-28
B-82	B-29
B-83	B-30
B-84	B-31
B-85	B-32
B-86	B-33

New sample number	Current sample number
C-53	C-01
C-54	C-02
C-55	C-03
C-56	C-04
C-57	C-05
C-58	C-06

New sample number	Current sample number
D-49	D-01
D-50	D-02
D-51	D-03
D-52	D-04
D-53	D-05
D-54	D-06

Therese Rizarri | Specalist I | **NV5** | Environmental Health Sciences
3777 Long Beach Boulevard | Long Beach, CA 90807 | P: 562.495.5777 | C: 562.826.2607

Alta Environmental is now NV5

AMERICAN ENVIRONMENTAL TESTING LABORATORY
2834 N. NAOMI ST. BURBANK, CALIFORNIA 91504 ELAP# 1541 & 2402 LACSD# 10181
TEL (888) 288-AETL (818) 845-8200 FAX (818) 845-8840 www.aetlab.com
A KYZER LABS COMPANY

COOLER RECEIPT FORM

Client Name: NVS

Project Name:

AETL Job Number: BCA09049

Date Received: 1/8/21 Received by: Sergio Pinon

Carrier: ☑ AETL Courier ☐ Client ☐ GSL ☐ FedEx ☐ UPS

☐ Others:

Samples were received in: ☑ Cooler (1) ☐ Other (Specify):

Inside temperature of shipping container No 1: 4°C, No 2: _____, No 3: _____

Type of sample containers: ☐ VOA, ☐ Glass bottles, ☐ Wide mouth jars, ☐ HDPE bottles, ☐ Metal sleeves, ☑ Others (Specify): Baggie

How are samples preserved: ☐ None, ☑ Ice, ☐ Blue Ice, ☐ Dry Ice

☑ None, ☐ HNO_3, ☐ NaOH, ☐ ZnOAc, ☐ HCl, ☐ $Na_2S_2O_3$, ☐ MeOH, ☐ $NaHSO_4$

☐ Other (Specify):

	Yes	No*	N/A	Name, if client was notified.
1. Are the COCs Correct?	✓			
2. Are Sample labels legible & indelible ink?	✓			
3. Do samples match the COC?	✓			
4. Are the required analyses clear?	✓			
5. Is there enough samples for required analysis?	✓			
6. Does cooler or samples have custody seal(s)?			N/A	
7. Are sample containers in good condition?	✓			
8. Are samples preserved?	✓			
9. Are samples preserved properly for the intended analysis?	✓			
10. Are the VOAs free of headspace?			N/A	
11. Are the jars free of headspace?			N/A	
* = see note below. N/A = Not Applicable				

PLEASE NOTE ALL SAMPLES WILL BE DISPOSED OF 30 DAYS AFTER RECEIVING DATE. IF AETL IS INFORMED OTHERWISE, THERE WILL BE A STORAGE CHARGE PER SAMPLE PER MONTH FOR ANY SAMPLE HELD BEYOND 30 DAYS.

***Explain all "No" answers for above questions:**

_____

_____

_____

_____

AMERICAN ENVIRONMENTAL TESTING LABORATORY
2834 North Naomi Street Burbank, CA 91504 • ELAP# 1541 & 2402 • LACSD# 10181
TEL (888) 288-AETL • (818) 845-8200 • www.aetlab.com
A KYZER LABS COMPANY

NV5	AETL Job Number:	BCA0049.01 Rev	Site:	Cabrillo ES
3777 Long Beach Boulevard, Annex Building	Project Number:	SMSD-20-9850		
Long Beach, CA 90807	Attention:	Jonathan Barkman		
	Project Name:	Cabrillo ES PCB	Reported:	01/18/2021 15:05

Case Narrative

The following "Sample Received" Section summarizes the samples received and associated analyses requested as specified on the enclosed chain of custody.

Results as reported by the laboratory apply only to 1) the items tested, 2) as the samples are received, and 3) the accuracy of information provided. Information supplied by the customer that may affect validity of results and may be contained in this report include Project Name/Number, Site Location, Sample Locations, Sampling Dates/Times, Sample ID, Sample Preservation, Sample Matrix, Sample Properties, Field Blanks, Field Duplicates, Field Spikes, and Site Historical Data.

Accreditation applies only to the test methods listed on each scope of accreditation held by the laboratory; certifications held by the laboratory may not apply to results supplied in this report.

Unless otherwise noted, all results of soil and solid samples are based on wet weight.

No analytical non-conformances were encountered.

Qualifiers are noted in the report.

This report contains revisions. The information changed are the sample identifications per client request. This document is the official version and replaces the earlier report. Please delete, discard, or destroy prior versions.

The contents of this report apply to the sample(s) analyzed in accordance with the chain of custody document.
No duplication of this report is allowed, except in its entirety without written approval of the laboratory.

AMERICAN ENVIRONMENTAL TESTING LABORATORY
2834 North Naomi Street Burbank, CA 91504 • ELAP# 1541 & 2402 • LACSD# 10181
TEL (888) 288-AETL • (818) 845-8200 • www.aetlab.com
A KYZER LABS COMPANY

NV5	AETL Job Number:	BCA0049.01 Rev	Site:	Cabrillo ES
3777 Long Beach Boulevard, Annex Building	Project Number:	SMSD-20-9850		
Long Beach, CA 90807	Attention:	Jonathan Barkman		
	Project Name:	Cabrillo ES PCB	Reported:	01/18/2021 15:05

Samples Received

AETL received the following samples on 01/08/2021 with the following specifications

Project Name: Cabrillo ES
Site:

Client ID		Sample Date
B-54		01/8/2021 7:30
Lab ID	**Matrix**	**Quantity of Containers**
BCA0049-01	Solid	1
Analysis	**Units**	**TAT**
EPA 8082	ug/kg	1

Client ID		Sample Date
B-55		01/8/2021 7:40
Lab ID	**Matrix**	**Quantity of Containers**
BCA0049-02	Solid	1
Analysis	**Units**	**TAT**
EPA 8082	ug/kg	1

Client ID		Sample Date
B-56		01/8/2021 7:50
Lab ID	**Matrix**	**Quantity of Containers**
BCA0049-03	Solid	1
Analysis	**Units**	**TAT**
EPA 8082	ug/kg	1

Client ID		Sample Date
B-57		01/8/2021 8:00
Lab ID	**Matrix**	**Quantity of Containers**
BCA0049-04	Solid	1
Analysis	**Units**	**TAT**
EPA 8082	ug/kg	1

The contents of this report apply to the sample(s) analyzed in accordance with the chain of custody document.
No duplication of this report is allowed, except in its entirety without written approval of the laboratory.

NV5	AETL Job Number:	BCA0049.01 Rev	Site:	Cabrillo ES
3777 Long Beach Boulevard, Annex Building	Project Number:	SMSD-20-9850		
Long Beach, CA 90807	Attention:	Jonathan Barkman		
	Project Name:	Cabrillo ES PCB	Reported:	01/18/2021 15:05

Samples Received
(Continued)

AETL received the following samples on 01/08/2021 with the following specifications

Project Name: Cabrillo ES
Site:

Client ID		Sample Date
B-58		01/8/2021 8:10
Lab ID	**Matrix**	**Quantity of Containers**
BCA0049-05	Solid	1
Analysis	**Units**	**TAT**
EPA 8082	ug/kg	1

Client ID		Sample Date
B-59		01/8/2021 8:20
Lab ID	**Matrix**	**Quantity of Containers**
BCA0049-06	Solid	1
Analysis	**Units**	**TAT**
EPA 8082	ug/kg	1

Client ID		Sample Date
B-60		01/8/2021 8:25
Lab ID	**Matrix**	**Quantity of Containers**
BCA0049-07	Solid	1
Analysis	**Units**	**TAT**
EPA 8082	ug/kg	1

Client ID		Sample Date
B-61		01/8/2021 8:35
Lab ID	**Matrix**	**Quantity of Containers**
BCA0049-08	Solid	1
Analysis	**Units**	**TAT**
EPA 8082	ug/kg	1

The contents of this report apply to the sample(s) analyzed in accordance with the chain of custody document.
No duplication of this report is allowed, except in its entirety without written approval of the laboratory.

AMERICAN ENVIRONMENTAL TESTING LABORATORY
2834 North Naomi Street Burbank, CA 91504 • ELAP# 1541 & 2402 • LACSD# 10181
TEL (888) 288-AETL • (818) 845-8200 • www.aetlab.com
A KYZER LABS COMPANY

NV5	AETL Job Number:	BCA0049.01 Rev	Site:	Cabrillo ES
3777 Long Beach Boulevard, Annex Building	Project Number:	SMSD-20-9850		
Long Beach, CA 90807	Attention:	Jonathan Barkman		
	Project Name:	Cabrillo ES PCB	Reported:	01/18/2021 15:05

Samples Received
(Continued)

AETL received the following samples on 01/08/2021 with the following specifications

Project Name: Cabrillo ES
Site:

Client ID		Sample Date
B-62		01/8/2021 8:45
Lab ID	**Matrix**	**Quantity of Containers**
BCA0049-09	Solid	1
Analysis	**Units**	**TAT**
EPA 8082	ug/kg	1

Client ID		Sample Date
B-63		01/8/2021 9:00
Lab ID	**Matrix**	**Quantity of Containers**
BCA0049-10	Solid	1
Analysis	**Units**	**TAT**
EPA 8082	ug/kg	1

Client ID		Sample Date
B-64		01/8/2021 9:10
Lab ID	**Matrix**	**Quantity of Containers**
BCA0049-11	Solid	1
Analysis	**Units**	**TAT**
EPA 8082	ug/kg	1

Client ID		Sample Date
B-65		01/8/2021 9:20
Lab ID	**Matrix**	**Quantity of Containers**
BCA0049-12	Solid	1
Analysis	**Units**	**TAT**
EPA 8082	ug/kg	1

The contents of this report apply to the sample(s) analyzed in accordance with the chain of custody document.
No duplication of this report is allowed, except in its entirety without written approval of the laboratory.

NV5	AETL Job Number:	BCA0049.01 Rev	Site:	Cabrillo ES
3777 Long Beach Boulevard, Annex Building	Project Number:	SMSD-20-9850		
Long Beach, CA 90807	Attention:	Jonathan Barkman		
	Project Name:	Cabrillo ES PCB	Reported:	01/18/2021 15:05

Samples Received
(Continued)

AETL received the following samples on 01/08/2021 with the following specifications

Project Name: Cabrillo ES
Site:

Client ID		Sample Date
B-66		01/8/2021 9:30
Lab ID	**Matrix**	**Quantity of Containers**
BCA0049-13	Solid	1

Analysis	Units	TAT
EPA 8082	ug/kg	1

Client ID		Sample Date
B-67		01/8/2021 9:40
Lab ID	**Matrix**	**Quantity of Containers**
BCA0049-14	Solid	1

Analysis	Units	TAT
EPA 8082	ug/kg	1

Client ID		Sample Date
B-68		01/8/2021 9:50
Lab ID	**Matrix**	**Quantity of Containers**
BCA0049-15	Solid	1

Analysis	Units	TAT
EPA 8082	ug/kg	1

Client ID		Sample Date
B-69		01/8/2021 10:00
Lab ID	**Matrix**	**Quantity of Containers**
BCA0049-16	Solid	1

Analysis	Units	TAT
EPA 8082	ug/kg	1

The contents of this report apply to the sample(s) analyzed in accordance with the chain of custody document.
No duplication of this report is allowed, except in its entirety without written approval of the laboratory.

AMERICAN ENVIRONMENTAL TESTING LABORATORY
2834 North Naomi Street Burbank, CA 91504 • ELAP# 1541 & 2402 • LACSD# 10181
TEL (888) 288-AETL • (818) 845-8200 • www.aetlab.com
A KYZER LABS COMPANY

NV5	AETL Job Number:	BCA0049.01 Rev	Site:	Cabrillo ES
3777 Long Beach Boulevard, Annex Building	Project Number:	SMSD-20-9850		
Long Beach, CA 90807	Attention:	Jonathan Barkman		
	Project Name:	Cabrillo ES PCB	Reported:	01/18/2021 15:05

Samples Received

(Continued)

AETL received the following samples on 01/08/2021 with the following specifications

Project Name: Cabrillo ES
Site:

Client ID		Sample Date
B-70		01/8/2021 10:10
Lab ID	**Matrix**	**Quantity of Containers**
BCA0049-17	Solid	1
Analysis	**Units**	**TAT**
EPA 8082	ug/kg	1

Client ID		Sample Date
B-71		01/8/2021 10:20
Lab ID	**Matrix**	**Quantity of Containers**
BCA0049-18	Solid	1
Analysis	**Units**	**TAT**
EPA 8082	ug/kg	1

Client ID		Sample Date
B-72		01/8/2021 10:30
Lab ID	**Matrix**	**Quantity of Containers**
BCA0049-19	Solid	1
Analysis	**Units**	**TAT**
EPA 8082	ug/kg	1

Client ID		Sample Date
B-73		01/8/2021 10:40
Lab ID	**Matrix**	**Quantity of Containers**
BCA0049-20	Solid	1
Analysis	**Units**	**TAT**
EPA 8082	ug/kg	1

The contents of this report apply to the sample(s) analyzed in accordance with the chain of custody document.
No duplication of this report is allowed, except in its entirety without written approval of the laboratory.

NV5	AETL Job Number:	BCA0049.01 Rev	Site:	Cabrillo ES
3777 Long Beach Boulevard, Annex Building	Project Number:	SMSD-20-9850		
Long Beach, CA 90807	Attention:	Jonathan Barkman		
	Project Name:	Cabrillo ES PCB	Reported:	01/18/2021 15:05

Samples Received

(Continued)

AETL received the following samples on 01/08/2021 with the following specifications

Project Name: Cabrillo ES
Site:

Client ID		Sample Date
B-74		01/8/2021 10:50
Lab ID	**Matrix**	**Quantity of Containers**
BCA0049-21	Solid	1
Analysis	**Units**	**TAT**
EPA 8082	ug/kg	1

Client ID		Sample Date
B-75		01/8/2021 11:00
Lab ID	**Matrix**	**Quantity of Containers**
BCA0049-22	Solid	1
Analysis	**Units**	**TAT**
EPA 8082	ug/kg	1

Client ID		Sample Date
B-76		01/8/2021 12:00
Lab ID	**Matrix**	**Quantity of Containers**
BCA0049-23	Solid	1
Analysis	**Units**	**TAT**
EPA 8082	ug/kg	1

Client ID		Sample Date
B-77		01/8/2021 12:10
Lab ID	**Matrix**	**Quantity of Containers**
BCA0049-24	Solid	1
Analysis	**Units**	**TAT**
EPA 8082	ug/kg	1

The contents of this report apply to the sample(s) analyzed in accordance with the chain of custody document.
No duplication of this report is allowed, except in its entirety without written approval of the laboratory.

NV5	AETL Job Number:	BCA0049.01 Rev	Site:	Cabrillo ES
3777 Long Beach Boulevard, Annex Building	Project Number:	SMSD-20-9850		
Long Beach, CA 90807	Attention:	Jonathan Barkman		
	Project Name:	Cabrillo ES PCB	Reported:	01/18/2021 15:05

Samples Received

(Continued)

AETL received the following samples on 01/08/2021 with the following specifications

Project Name: Cabrillo ES
Site:

Client ID		Sample Date
B-78		01/8/2021 12:20
Lab ID	**Matrix**	**Quantity of Containers**
BCA0049-25	Solid	1
Analysis	**Units**	**TAT**
EPA 8082	ug/kg	1

Client ID		Sample Date
B-79		01/8/2021 12:30
Lab ID	**Matrix**	**Quantity of Containers**
BCA0049-26	Solid	1
Analysis	**Units**	**TAT**
EPA 8082	ug/kg	1

Client ID		Sample Date
B-80		01/8/2021 12:40
Lab ID	**Matrix**	**Quantity of Containers**
BCA0049-27	Solid	1
Analysis	**Units**	**TAT**
EPA 8082	ug/kg	1

Client ID		Sample Date
B-81		01/8/2021 12:50
Lab ID	**Matrix**	**Quantity of Containers**
BCA0049-28	Solid	1
Analysis	**Units**	**TAT**
EPA 8082	ug/kg	1

The contents of this report apply to the sample(s) analyzed in accordance with the chain of custody document.
No duplication of this report is allowed, except in its entirety without written approval of the laboratory.

AMERICAN ENVIRONMENTAL TESTING LABORATORY
2834 North Naomi Street Burbank, CA 91504 • ELAP# 1541 & 2402 • LACSD# 10181
TEL (888) 288-AETL • (818) 845-8200 • www.aetlab.com
A KYZER LABS COMPANY

NV5	AETL Job Number:	BCA0049.01 Rev	Site:	Cabrillo ES
3777 Long Beach Boulevard, Annex Building	Project Number:	SMSD-20-9850		
Long Beach, CA 90807	Attention:	Jonathan Barkman		
	Project Name:	Cabrillo ES PCB	Reported:	01/18/2021 15:05

Samples Received
(Continued)

AETL received the following samples on 01/08/2021 with the following specifications

Project Name: Cabrillo ES
Site:

Client ID		Sample Date
B-82		01/8/2021 13:00
Lab ID	**Matrix**	**Quantity of Containers**
BCA0049-29	Solid	1
Analysis	**Units**	**TAT**
EPA 8082	ug/kg	1

Client ID		Sample Date
B-83		01/8/2021 13:10
Lab ID	**Matrix**	**Quantity of Containers**
BCA0049-30	Solid	1
Analysis	**Units**	**TAT**
EPA 8082	ug/kg	1

Client ID		Sample Date
B-84		01/8/2021 13:20
Lab ID	**Matrix**	**Quantity of Containers**
BCA0049-31	Solid	1
Analysis	**Units**	**TAT**
EPA 8082	ug/kg	1

Client ID		Sample Date
B-85		01/8/2021 13:30
Lab ID	**Matrix**	**Quantity of Containers**
BCA0049-32	Solid	1
Analysis	**Units**	**TAT**
EPA 8082	ug/kg	1

The contents of this report apply to the sample(s) analyzed in accordance with the chain of custody document.
No duplication of this report is allowed, except in its entirety without written approval of the laboratory.

NV5	AETL Job Number:	BCA0049.01 Rev	Site:	Cabrillo ES
3777 Long Beach Boulevard, Annex Building	Project Number:	SMSD-20-9850		
Long Beach, CA 90807	Attention:	Jonathan Barkman		
	Project Name:	Cabrillo ES PCB	Reported:	01/18/2021 15:05

Samples Received

(Continued)

AETL received the following samples on 01/08/2021 with the following specifications

Project Name: Cabrillo ES
Site:

Client ID		Sample Date
B-86		01/8/2021 13:40
Lab ID	**Matrix**	**Quantity of Containers**
BCA0049-33	Solid	1
Analysis	**Units**	**TAT**
EPA 8082	ug/kg	1

Client ID		Sample Date
C-53		01/8/2021 13:50
Lab ID	**Matrix**	**Quantity of Containers**
BCA0049-34	Solid	1
Analysis	**Units**	**TAT**
EPA 8082	ug/kg	1

Client ID		Sample Date
C-54		01/8/2021 14:00
Lab ID	**Matrix**	**Quantity of Containers**
BCA0049-35	Solid	1
Analysis	**Units**	**TAT**
EPA 8082	ug/kg	1

Client ID		Sample Date
C-55		01/8/2021 14:10
Lab ID	**Matrix**	**Quantity of Containers**
BCA0049-36	Solid	1
Analysis	**Units**	**TAT**
EPA 8082	ug/kg	1

The contents of this report apply to the sample(s) analyzed in accordance with the chain of custody document.
No duplication of this report is allowed, except in its entirety without written approval of the laboratory.

AMERICAN ENVIRONMENTAL TESTING LABORATORY
2834 North Naomi Street Burbank, CA 91504 • ELAP# 1541 & 2402 • LACSD# 10181
TEL (888) 288-AETL • (818) 845-8200 • www.aetlab.com
A KYZER LABS COMPANY

NV5	AETL Job Number:	BCA0049.01 Rev	Site:	Cabrillo ES
3777 Long Beach Boulevard, Annex Building	Project Number:	SMSD-20-9850		
Long Beach, CA 90807	Attention:	Jonathan Barkman		
	Project Name:	Cabrillo ES PCB	Reported:	01/18/2021 15:05

Samples Received

(Continued)

AETL received the following samples on 01/08/2021 with the following specifications

Project Name: Cabrillo ES
Site:

Client ID		Sample Date
C-56		01/8/2021 14:20
Lab ID	**Matrix**	**Quantity of Containers**
BCA0049-37	Solid	1
Analysis	**Units**	**TAT**
EPA 8082	ug/kg	1

Client ID		Sample Date
C-57		01/8/2021 14:30
Lab ID	**Matrix**	**Quantity of Containers**
BCA0049-38	Solid	1
Analysis	**Units**	**TAT**
EPA 8082	ug/kg	1

Client ID		Sample Date
C-58		01/8/2021 14:40
Lab ID	**Matrix**	**Quantity of Containers**
BCA0049-39	Solid	1
Analysis	**Units**	**TAT**
EPA 8082	ug/kg	1

Client ID		Sample Date
D-49		01/8/2021 14:50
Lab ID	**Matrix**	**Quantity of Containers**
BCA0049-40	Solid	1
Analysis	**Units**	**TAT**
EPA 8082	ug/kg	1

The contents of this report apply to the sample(s) analyzed in accordance with the chain of custody document.
No duplication of this report is allowed, except in its entirety without written approval of the laboratory.

NV5	AETL Job Number:	BCA0049.01 Rev	Site:	Cabrillo ES
3777 Long Beach Boulevard, Annex Building	Project Number:	SMSD-20-9850		
Long Beach, CA 90807	Attention:	Jonathan Barkman		
	Project Name:	Cabrillo ES PCB	Reported:	01/18/2021 15:05

Samples Received

(Continued)

AETL received the following samples on 01/08/2021 with the following specifications

Project Name: Cabrillo ES
Site:

Client ID		Sample Date
D-50		01/8/2021 15:00
Lab ID	**Matrix**	**Quantity of Containers**
BCA0049-41	Solid	1
Analysis	**Units**	**TAT**
EPA 8082	ug/kg	1

Client ID		Sample Date
D-51		01/8/2021 15:10
Lab ID	**Matrix**	**Quantity of Containers**
BCA0049-42	Solid	1
Analysis	**Units**	**TAT**
EPA 8082	ug/kg	1

Client ID		Sample Date
D-52		01/8/2021 15:20
Lab ID	**Matrix**	**Quantity of Containers**
BCA0049-43	Solid	1
Analysis	**Units**	**TAT**
EPA 8082	ug/kg	1

Client ID		Sample Date
D-53		01/8/2021 15:30
Lab ID	**Matrix**	**Quantity of Containers**
BCA0049-44	Solid	1
Analysis	**Units**	**TAT**
EPA 8082	ug/kg	1

The contents of this report apply to the sample(s) analyzed in accordance with the chain of custody document.
No duplication of this report is allowed, except in its entirety without written approval of the laboratory.

AMERICAN ENVIRONMENTAL TESTING LABORATORY
2834 North Naomi Street Burbank, CA 91504 • ELAP# 1541 & 2402 • LACSD# 10181
TEL (888) 288-AETL • (818) 845-8200 • www.aetlab.com
A KYZER LABS COMPANY

NV5	AETL Job Number:	BCA0049.01 Rev	Site:	Cabrillo ES
3777 Long Beach Boulevard, Annex Building	Project Number:	SMSD-20-9850		
Long Beach, CA 90807	Attention:	Jonathan Barkman		
	Project Name:	Cabrillo ES PCB	Reported:	01/18/2021 15:05

Samples Received

(Continued)

AETL received the following samples on 01/08/2021 with the following specifications

Project Name: Cabrillo ES
Site:

Client ID		Sample Date
D-54		01/8/2021 15:40
Lab ID	**Matrix**	**Quantity of Containers**
BCA0049-45	Solid	1

Analysis	Units	TAT
EPA 8082	ug/kg	1

Total Number of Samples received: 45

The contents of this report apply to the sample(s) analyzed in accordance with the chain of custody document.
No duplication of this report is allowed, except in its entirety without written approval of the laboratory.

AMERICAN ENVIRONMENTAL TESTING LABORATORY
2834 North Naomi Street Burbank, CA 91504 • ELAP# 1541 & 2402 • LACSD# 10181
TEL (888) 288-AETL • (818) 845-8200 • www.aetlab.com
A KYZER LABS COMPANY

NV5	AETL Job Number:	BCA0049.01 Rev	Site:	Cabrillo ES
3777 Long Beach Boulevard, Annex Building	Project Number:	SMSD-20-9850		
Long Beach, CA 90807	Attention:	Jonathan Barkman		
	Project Name:	Cabrillo ES PCB	Reported:	01/18/2021 15:05

Positive Hits Summary

Lab ID	Client ID				Received
BCA0049-01	B-54				01/08/2021 17:55
Method	Analyte	Result	Qualifier	Unit	Analyzed
EPA 8082	Aroclor-1254 (PCB-1254)	36400		ug/kg	01/11/2021 13:25

Lab ID	Client ID				Received
BCA0049-02	B-55				01/08/2021 17:55
Method	Analyte	Result	Qualifier	Unit	Analyzed
EPA 8082	Aroclor-1254 (PCB-1254)	95800		ug/kg	01/11/2021 13:44

Lab ID	Client ID				Received
BCA0049-03	B-56				01/08/2021 17:55
Method	Analyte	Result	Qualifier	Unit	Analyzed
EPA 8082	Aroclor-1254 (PCB-1254)	25500		ug/kg	01/11/2021 14:03

Lab ID	Client ID				Received
BCA0049-04	B-57				01/08/2021 17:55
Method	Analyte	Result	Qualifier	Unit	Analyzed
EPA 8082	Aroclor-1254 (PCB-1254)	40600		ug/kg	01/11/2021 14:23

Lab ID	Client ID				Received
BCA0049-05	B-58				01/08/2021 17:55
Method	Analyte	Result	Qualifier	Unit	Analyzed
EPA 8082	Aroclor-1254 (PCB-1254)	74100		ug/kg	01/11/2021 14:42

Lab ID	Client ID				Received
BCA0049-06	B-59				01/08/2021 17:55
Method	Analyte	Result	Qualifier	Unit	Analyzed
EPA 8082	Aroclor-1254 (PCB-1254)	80000		ug/kg	01/11/2021 15:01

The contents of this report apply to the sample(s) analyzed in accordance with the chain of custody document.
No duplication of this report is allowed, except in its entirety without written approval of the laboratory.

AMERICAN ENVIRONMENTAL TESTING LABORATORY
2834 North Naomi Street Burbank, CA 91504 • ELAP# 1541 & 2402 • LACSD# 10181
TEL (888) 288-AETL • (818) 845-8200 • www.aetlab.com
A KYZER LABS COMPANY

NV5	AETL Job Number:	BCA0049.01 Rev	Site:	Cabrillo ES
3777 Long Beach Boulevard, Annex Building	Project Number:	SMSD-20-9850		
Long Beach, CA 90807	Attention:	Jonathan Barkman		
	Project Name:	Cabrillo ES PCB	Reported:	01/18/2021 15:05

Positive Hits Summary
(Continued)

Lab ID	Client ID				Received
BCA0049-07	B-60				01/08/2021 17:55
Method	Analyte	Result	Qualifier	Unit	Analyzed
EPA 8082	**Aroclor-1254 (PCB-1254)**	**492000**		**ug/kg**	**01/11/2021 15:21**

Lab ID	Client ID				Received
BCA0049-08	B-61				01/08/2021 17:55
Method	Analyte	Result	Qualifier	Unit	Analyzed
EPA 8082	**Aroclor-1254 (PCB-1254)**	**1460**	**J**	**ug/kg**	**01/11/2021 15:40**

Lab ID	Client ID				Received
BCA0049-09	B-62				01/08/2021 17:55
Method	Analyte	Result	Qualifier	Unit	Analyzed
EPA 8082	**Aroclor-1254 (PCB-1254)**	**1300**		**ug/kg**	**01/11/2021 16:18**

Lab ID	Client ID				Received
BCA0049-10	B-63				01/08/2021 17:55
Method	Analyte	Result	Qualifier	Unit	Analyzed
EPA 8082	**Aroclor-1254 (PCB-1254)**	**1130**		**ug/kg**	**01/14/2021 12:59**

Lab ID	Client ID				Received
BCA0049-11	B-64				01/08/2021 17:55
Method	Analyte	Result	Qualifier	Unit	Analyzed
EPA 8082	**Aroclor-1254 (PCB-1254)**	**542**		**ug/kg**	**01/14/2021 13:19**

Lab ID	Client ID				Received
BCA0049-12	B-65				01/08/2021 17:55
Method	Analyte	Result	Qualifier	Unit	Analyzed
EPA 8082	**Aroclor-1254 (PCB-1254)**	**914**		**ug/kg**	**01/11/2021 16:38**

The contents of this report apply to the sample(s) analyzed in accordance with the chain of custody document.
No duplication of this report is allowed, except in its entirety without written approval of the laboratory.

AMERICAN ENVIRONMENTAL TESTING LABORATORY
2834 North Naomi Street Burbank, CA 91504 • ELAP# 1541 & 2402 • LACSD# 10181
TEL (888) 288-AETL • (818) 845-8200 • www.aetlab.com
A KYZER LABS COMPANY

NV5	AETL Job Number:	BCA0049.01 Rev	Site:	Cabrillo ES
3777 Long Beach Boulevard, Annex Building	Project Number:	SMSD-20-9850		
Long Beach, CA 90807	Attention:	Jonathan Barkman		
	Project Name:	Cabrillo ES PCB	Reported:	01/18/2021 15:05

Positive Hits Summary
(Continued)

Lab ID	Client ID				Received
BCA0049-18	B-71				01/08/2021 17:55
Method	Analyte	Result	Qualifier	Unit	Analyzed
EPA 8082	**Aroclor-1254 (PCB-1254)**	**2020000**		**ug/kg**	**01/11/2021 17:55**

Lab ID	Client ID				Received
BCA0049-19	B-72				01/08/2021 17:55
Method	Analyte	Result	Qualifier	Unit	Analyzed
EPA 8082	**Aroclor-1254 (PCB-1254)**	**1670000**		**ug/kg**	**01/11/2021 18:14**

Lab ID	Client ID				Received
BCA0049-20	B-73				01/08/2021 17:55
Method	Analyte	Result	Qualifier	Unit	Analyzed
EPA 8082	**Aroclor-1254 (PCB-1254)**	**1020000**		**ug/kg**	**01/11/2021 18:33**

Lab ID	Client ID				Received
BCA0049-21	B-74				01/08/2021 17:55
Method	Analyte	Result	Qualifier	Unit	Analyzed
EPA 8082	**Aroclor-1254 (PCB-1254)**	**719000**		**ug/kg**	**01/11/2021 18:53**

Lab ID	Client ID				Received
BCA0049-22	B-75				01/08/2021 17:55
Method	Analyte	Result	Qualifier	Unit	Analyzed
EPA 8082	**Aroclor-1254 (PCB-1254)**	**240000**		**ug/kg**	**01/11/2021 19:12**

Lab ID	Client ID				Received
BCA0049-23	B-76				01/08/2021 17:55
Method	Analyte	Result	Qualifier	Unit	Analyzed
EPA 8082	**Aroclor-1254 (PCB-1254)**	**531000**		**ug/kg**	**01/14/2021 14:55**

The contents of this report apply to the sample(s) analyzed in accordance with the chain of custody document.
No duplication of this report is allowed, except in its entirety without written approval of the laboratory.

AMERICAN ENVIRONMENTAL TESTING LABORATORY
2834 North Naomi Street Burbank, CA 91504 • ELAP# 1541 & 2402 • LACSD# 10181
TEL (888) 288-AETL • (818) 845-8200 • www.aetlab.com
A KYZER LABS COMPANY

NV5	AETL Job Number:	BCA0049.01 Rev	Site:	Cabrillo ES
3777 Long Beach Boulevard, Annex Building	Project Number:	SMSD-20-9850		
Long Beach, CA 90807	Attention:	Jonathan Barkman		
	Project Name:	Cabrillo ES PCB	Reported:	01/18/2021 15:05

Positive Hits Summary
(Continued)

Lab ID	Client ID				Received
BCA0049-24	B-77				01/08/2021 17:55
Method	Analyte	Result	Qualifier	Unit	Analyzed
EPA 8082	**Aroclor-1254 (PCB-1254)**	**360000**		**ug/kg**	**01/14/2021 13:57**

Lab ID	Client ID				Received
BCA0049-25	B-78				01/08/2021 17:55
Method	Analyte	Result	Qualifier	Unit	Analyzed
EPA 8082	**Aroclor-1254 (PCB-1254)**	**424000**		**ug/kg**	**01/11/2021 19:31**

Lab ID	Client ID				Received
BCA0049-26	B-79				01/08/2021 17:55
Method	Analyte	Result	Qualifier	Unit	Analyzed
EPA 8082	**Aroclor-1254 (PCB-1254)**	**1830000**		**ug/kg**	**01/11/2021 20:10**

Lab ID	Client ID				Received
BCA0049-27	B-80				01/08/2021 17:55
Method	Analyte	Result	Qualifier	Unit	Analyzed
EPA 8082	**Aroclor-1254 (PCB-1254)**	**336000**		**ug/kg**	**01/11/2021 21:27**

Lab ID	Client ID				Received
BCA0049-29	B-82				01/08/2021 17:55
Method	Analyte	Result	Qualifier	Unit	Analyzed
EPA 8082	**Aroclor-1254 (PCB-1254)**	**433000**		**ug/kg**	**01/11/2021 22:06**

Lab ID	Client ID				Received
BCA0049-30	B-83				01/08/2021 17:55
Method	Analyte	Result	Qualifier	Unit	Analyzed
EPA 8082	**Aroclor-1254 (PCB-1254)**	**406000**		**ug/kg**	**01/14/2021 15:15**

The contents of this report apply to the sample(s) analyzed in accordance with the chain of custody document.
No duplication of this report is allowed, except in its entirety without written approval of the laboratory.

AMERICAN ENVIRONMENTAL TESTING LABORATORY
2834 North Naomi Street Burbank, CA 91504 • ELAP# 1541 & 2402 • LACSD# 10181
TEL (888) 288-AETL • (818) 845-8200 • www.aetlab.com
A KYZER LABS COMPANY

NV5	AETL Job Number:	BCA0049.01 Rev	Site:	Cabrillo ES
3777 Long Beach Boulevard, Annex Building	Project Number:	SMSD-20-9850		
Long Beach, CA 90807	Attention:	Jonathan Barkman		
	Project Name:	Cabrillo ES PCB	Reported:	01/18/2021 15:05

Positive Hits Summary
(Continued)

Lab ID	Client ID				Received
BCA0049-31	B-84				01/08/2021 17:55
Method	Analyte	Result	Qualifier	Unit	Analyzed
EPA 8082	**Aroclor-1254 (PCB-1254)**	**439000**		**ug/kg**	**01/14/2021 14:17**

Lab ID	Client ID				Received
BCA0049-32	B-85				01/08/2021 17:55
Method	Analyte	Result	Qualifier	Unit	Analyzed
EPA 8082	**Aroclor-1254 (PCB-1254)**	**263000**		**ug/kg**	**01/11/2021 22:25**

Lab ID	Client ID				Received
BCA0049-33	B-86				01/08/2021 17:55
Method	Analyte	Result	Qualifier	Unit	Analyzed
EPA 8082	**Aroclor-1254 (PCB-1254)**	**923000**		**ug/kg**	**01/11/2021 23:23**

The contents of this report apply to the sample(s) analyzed in accordance with the chain of custody document.
No duplication of this report is allowed, except in its entirety without written approval of the laboratory.

AMERICAN ENVIRONMENTAL TESTING LABORATORY
2834 North Naomi Street Burbank, CA 91504 • ELAP# 1541 & 2402 • LACSD# 10181
TEL (888) 288-AETL • (818) 845-8200 • www.aetlab.com
A KYZER LABS COMPANY

NV5	AETL Job Number:	BCA0049.01 Rev	Site:	Cabrillo ES
3777 Long Beach Boulevard, Annex Building	Project Number:	SMSD-20-9850		
Long Beach, CA 90807	Attention:	Jonathan Barkman		
	Project Name:	Cabrillo ES PCB	Reported:	01/18/2021 15:05

Analytical Results

Client ID: **B-54**
Lab ID: **BCA0049-01 (Solid)** **Sampled:** **01/08/21 7:30**

Analyte	Result	Qualifier	Dilution	MDL	RL	Units	Prepared Date/Time	Analyzed Date/Time	Batch	Analyst Initials	Prep. Method
PCBs											
Method: EPA 8082											
Aroclor-1016 (PCB-1016)	ND		5	1000	2500	ug/kg	01/11/21 08:00	01/11/21 13:25	B1A0164	ATS	3540C
Aroclor-1221 (PCB-1221)	ND		5	1000	2500	ug/kg	01/11/21 08:00	01/11/21 13:25	B1A0164	ATS	3540C
Aroclor-1232 (PCB-1232)	ND		5	1000	2500	ug/kg	01/11/21 08:00	01/11/21 13:25	B1A0164	ATS	3540C
Aroclor-1242 (PCB-1242)	ND		5	1000	2500	ug/kg	01/11/21 08:00	01/11/21 13:25	B1A0164	ATS	3540C
Aroclor-1248 (PCB-1248)	ND		5	1000	2500	ug/kg	01/11/21 08:00	01/11/21 13:25	B1A0164	ATS	3540C
Aroclor-1254 (PCB-1254)	**36400**		5	1000	2500	ug/kg	01/11/21 08:00	01/11/21 13:25	B1A0164	ATS	3540C
Aroclor-1260 (PCB-1260)	ND		5	1000	2500	ug/kg	01/11/21 08:00	01/11/21 13:25	B1A0164	ATS	3540C
Aroclor-1262 (PCB-1262)	ND		5	1000	2500	ug/kg	01/11/21 08:00	01/11/21 13:25	B1A0164	ATS	3540C
Aroclor-1268 (PCB-1268)	ND		5	1000	2500	ug/kg	01/11/21 08:00	01/11/21 13:25	B1A0164	ATS	3540C
	Recovery				Acceptance Criteria						
Surrogate: Decachlorobiphenyl	*68.4%*				*30-150*		01/11/21 08:00	*01/11/21 13:25*	B1A0164	*ATS*	3540C
Surrogate: Tetrachloro-m-xylene	*71.5%*				*30-150*		01/11/21 08:00	*01/11/21 13:25*	B1A0164	*ATS*	3540C

The contents of this report apply to the sample(s) analyzed in accordance with the chain of custody document.
No duplication of this report is allowed, except in its entirety without written approval of the laboratory.

AMERICAN ENVIRONMENTAL TESTING LABORATORY
2834 North Naomi Street Burbank, CA 91504 • ELAP# 1541 & 2402 • LACSD# 10181
TEL (888) 288-AETL • (818) 845-8200 • www.aetlab.com
A KYZER LABS COMPANY

NV5	AETL Job Number:	BCA0049.01 Rev	Site:	Cabrillo ES	
3777 Long Beach Boulevard, Annex Building	Project Number:	SMSD-20-9850			
Long Beach, CA 90807	Attention:	Jonathan Barkman			
	Project Name:	Cabrillo ES PCB	Reported:	01/18/2021 15:05	

Analytical Results

Client ID: **B-55**
Lab ID: **BCA0049-02 (Solid)** **Sampled:** **01/08/21 7:40**

Analyte	Result	Qualifier	Dilution	MDL	RL	Units	Prepared Date/Time	Analyzed Date/Time	Batch	Analyst Initials	Prep. Method
PCBs											
Method: EPA 8082											
Aroclor-1016 (PCB-1016)	ND		10	1000	2500	ug/kg	01/11/21 08:00	01/11/21 13:44	B1A0164	ATS	3540C
Aroclor-1221 (PCB-1221)	ND		10	1000	2500	ug/kg	01/11/21 08:00	01/11/21 13:44	B1A0164	ATS	3540C
Aroclor-1232 (PCB-1232)	ND		10	1000	2500	ug/kg	01/11/21 08:00	01/11/21 13:44	B1A0164	ATS	3540C
Aroclor-1242 (PCB-1242)	ND		10	1000	2500	ug/kg	01/11/21 08:00	01/11/21 13:44	B1A0164	ATS	3540C
Aroclor-1248 (PCB-1248)	ND		10	1000	2500	ug/kg	01/11/21 08:00	01/11/21 13:44	B1A0164	ATS	3540C
Aroclor-1254 (PCB-1254)	**95800**		10	1000	2500	ug/kg	01/11/21 08:00	01/11/21 13:44	B1A0164	ATS	3540C
Aroclor-1260 (PCB-1260)	ND		10	1000	2500	ug/kg	01/11/21 08:00	01/11/21 13:44	B1A0164	ATS	3540C
Aroclor-1262 (PCB-1262)	ND		10	1000	2500	ug/kg	01/11/21 08:00	01/11/21 13:44	B1A0164	ATS	3540C
Aroclor-1268 (PCB-1268)	ND		10	1000	2500	ug/kg	01/11/21 08:00	01/11/21 13:44	B1A0164	ATS	3540C
	Recovery				Acceptance Criteria						
Surrogate: Decachlorobiphenyl	*71.0%*				*30-150*		01/11/21 08:00	*01/11/21 13:44*	B1A0164	*ATS*	3540C
Surrogate: Tetrachloro-m-xylene	*93.5%*				*30-150*		01/11/21 08:00	*01/11/21 13:44*	B1A0164	*ATS*	3540C

The contents of this report apply to the sample(s) analyzed in accordance with the chain of custody document.
No duplication of this report is allowed, except in its entirety without written approval of the laboratory.

AMERICAN ENVIRONMENTAL TESTING LABORATORY
2834 North Naomi Street Burbank, CA 91504 • ELAP# 1541 & 2402 • LACSD# 10181
TEL (888) 288-AETL • (818) 845-8200 • www.aetlab.com
A KYZER LABS COMPANY

NV5	AETL Job Number:	BCA0049.01 Rev	Site:	Cabrillo ES
3777 Long Beach Boulevard, Annex Building	Project Number:	SMSD-20-9850		
Long Beach, CA 90807	Attention:	Jonathan Barkman		
	Project Name:	Cabrillo ES PCB	Reported:	01/18/2021 15:05

Analytical Results

Client ID: **B-56**
Lab ID: **BCA0049-03 (Solid)** **Sampled:** **01/08/21 7:50**

Analyte	Result	Qualifier	Dilution	MDL	RL	Units	Prepared Date/Time	Analyzed Date/Time	Batch	Analyst Initials	Prep. Method
PCBs											
Method: EPA 8082											
Aroclor-1016 (PCB-1016)	ND		10	1000	2500	ug/kg	01/11/21 08:00	01/11/21 14:03	B1A0164	ATS	3540C
Aroclor-1221 (PCB-1221)	ND		10	1000	2500	ug/kg	01/11/21 08:00	01/11/21 14:03	B1A0164	ATS	3540C
Aroclor-1232 (PCB-1232)	ND		10	1000	2500	ug/kg	01/11/21 08:00	01/11/21 14:03	B1A0164	ATS	3540C
Aroclor-1242 (PCB-1242)	ND		10	1000	2500	ug/kg	01/11/21 08:00	01/11/21 14:03	B1A0164	ATS	3540C
Aroclor-1248 (PCB-1248)	ND		10	1000	2500	ug/kg	01/11/21 08:00	01/11/21 14:03	B1A0164	ATS	3540C
Aroclor-1254 (PCB-1254)	**25500**		10	1000	2500	ug/kg	01/11/21 08:00	01/11/21 14:03	B1A0164	ATS	3540C
Aroclor-1260 (PCB-1260)	ND		10	1000	2500	ug/kg	01/11/21 08:00	01/11/21 14:03	B1A0164	ATS	3540C
Aroclor-1262 (PCB-1262)	ND		10	1000	2500	ug/kg	01/11/21 08:00	01/11/21 14:03	B1A0164	ATS	3540C
Aroclor-1268 (PCB-1268)	ND		10	1000	2500	ug/kg	01/11/21 08:00	01/11/21 14:03	B1A0164	ATS	3540C
	Recovery				Acceptance Criteria						
Surrogate: Decachlorobiphenyl	*90.6%*				*30-150*		01/11/21 08:00	*01/11/21 14:03*	B1A0164	*ATS*	3540C
Surrogate: Tetrachloro-m-xylene	*98.4%*				*30-150*		01/11/21 08:00	*01/11/21 14:03*	B1A0164	*ATS*	3540C

The contents of this report apply to the sample(s) analyzed in accordance with the chain of custody document.
No duplication of this report is allowed, except in its entirety without written approval of the laboratory.

AMERICAN ENVIRONMENTAL TESTING LABORATORY
2834 North Naomi Street Burbank, CA 91504 • ELAP# 1541 & 2402 • LACSD# 10181
TEL (888) 288-AETL • (818) 845-8200 • www.aetlab.com
A KYZER LABS COMPANY

NV5	AETL Job Number:	BCA0049.01 Rev	Site:	Cabrillo ES	
3777 Long Beach Boulevard, Annex Building	Project Number:	SMSD-20-9850			
Long Beach, CA 90807	Attention:	Jonathan Barkman			
	Project Name:	Cabrillo ES PCB	Reported:	01/18/2021 15:05	

Analytical Results

Client ID: **B-57**
Lab ID: **BCA0049-04 (Solid)** **Sampled:** **01/08/21 8:00**

Analyte	Result	Qualifier	Dilution	MDL	RL	Units	Prepared Date/Time	Analyzed Date/Time	Batch	Analyst Initials	Prep. Method
PCBs											
Method: EPA 8082											
Aroclor-1016 (PCB-1016)	ND		5	1000	2500	ug/kg	01/11/21 08:00	01/11/21 14:23	B1A0164	ATS	3540C
Aroclor-1221 (PCB-1221)	ND		5	1000	2500	ug/kg	01/11/21 08:00	01/11/21 14:23	B1A0164	ATS	3540C
Aroclor-1232 (PCB-1232)	ND		5	1000	2500	ug/kg	01/11/21 08:00	01/11/21 14:23	B1A0164	ATS	3540C
Aroclor-1242 (PCB-1242)	ND		5	1000	2500	ug/kg	01/11/21 08:00	01/11/21 14:23	B1A0164	ATS	3540C
Aroclor-1248 (PCB-1248)	ND		5	1000	2500	ug/kg	01/11/21 08:00	01/11/21 14:23	B1A0164	ATS	3540C
Aroclor-1254 (PCB-1254)	**40600**		5	1000	2500	ug/kg	01/11/21 08:00	01/11/21 14:23	B1A0164	ATS	3540C
Aroclor-1260 (PCB-1260)	ND		5	1000	2500	ug/kg	01/11/21 08:00	01/11/21 14:23	B1A0164	ATS	3540C
Aroclor-1262 (PCB-1262)	ND		5	1000	2500	ug/kg	01/11/21 08:00	01/11/21 14:23	B1A0164	ATS	3540C
Aroclor-1268 (PCB-1268)	ND		5	1000	2500	ug/kg	01/11/21 08:00	01/11/21 14:23	B1A0164	ATS	3540C
	Recovery				Acceptance Criteria						
Surrogate: Decachlorobiphenyl	*81.2%*				*30-150*		01/11/21 08:00	*01/11/21 14:23*	B1A0164	*ATS*	3540C
Surrogate: Tetrachloro-m-xylene	*96.7%*				*30-150*		01/11/21 08:00	*01/11/21 14:23*	B1A0164	*ATS*	3540C

The contents of this report apply to the sample(s) analyzed in accordance with the chain of custody document.
No duplication of this report is allowed, except in its entirety without written approval of the laboratory.

AMERICAN ENVIRONMENTAL TESTING LABORATORY
2834 North Naomi Street Burbank, CA 91504 • ELAP# 1541 & 2402 • LACSD# 10181
TEL (888) 288-AETL • (818) 845-8200 • www.aetlab.com
A KYZER LABS COMPANY

NV5	AETL Job Number:	BCA0049.01 Rev	Site:	Cabrillo ES
3777 Long Beach Boulevard, Annex Building	Project Number:	SMSD-20-9850		
Long Beach, CA 90807	Attention:	Jonathan Barkman		
	Project Name:	Cabrillo ES PCB	Reported:	01/18/2021 15:05

Analytical Results

Client ID: **B-58**
Lab ID: **BCA0049-05 (Solid)** **Sampled:** **01/08/21 8:10**

Analyte	Result	Qualifier	Dilution	MDL	RL	Units	Prepared Date/Time	Analyzed Date/Time	Batch	Analyst Initials	Prep. Method
PCBs											
Method: EPA 8082											
Aroclor-1016 (PCB-1016)	ND		5	1000	2500	ug/kg	01/11/21 08:00	01/11/21 14:42	B1A0164	ATS	3540C
Aroclor-1221 (PCB-1221)	ND		5	1000	2500	ug/kg	01/11/21 08:00	01/11/21 14:42	B1A0164	ATS	3540C
Aroclor-1232 (PCB-1232)	ND		5	1000	2500	ug/kg	01/11/21 08:00	01/11/21 14:42	B1A0164	ATS	3540C
Aroclor-1242 (PCB-1242)	ND		5	1000	2500	ug/kg	01/11/21 08:00	01/11/21 14:42	B1A0164	ATS	3540C
Aroclor-1248 (PCB-1248)	ND		5	1000	2500	ug/kg	01/11/21 08:00	01/11/21 14:42	B1A0164	ATS	3540C
Aroclor-1254 (PCB-1254)	**74100**		5	1000	2500	ug/kg	01/11/21 08:00	01/11/21 14:42	B1A0164	ATS	3540C
Aroclor-1260 (PCB-1260)	ND		5	1000	2500	ug/kg	01/11/21 08:00	01/11/21 14:42	B1A0164	ATS	3540C
Aroclor-1262 (PCB-1262)	ND		5	1000	2500	ug/kg	01/11/21 08:00	01/11/21 14:42	B1A0164	ATS	3540C
Aroclor-1268 (PCB-1268)	ND		5	1000	2500	ug/kg	01/11/21 08:00	01/11/21 14:42	B1A0164	ATS	3540C
	Recovery				Acceptance Criteria						
Surrogate: Decachlorobiphenyl	*77.8%*				*30-150*		01/11/21 08:00	*01/11/21 14:42*	B1A0164	*ATS*	3540C
Surrogate: Tetrachloro-m-xylene	*90.4%*				*30-150*		01/11/21 08:00	*01/11/21 14:42*	B1A0164	*ATS*	3540C

The contents of this report apply to the sample(s) analyzed in accordance with the chain of custody document.
No duplication of this report is allowed, except in its entirety without written approval of the laboratory.

AMERICAN ENVIRONMENTAL TESTING LABORATORY
2834 North Naomi Street Burbank, CA 91504 • ELAP# 1541 & 2402 • LACSD# 10181
TEL (888) 288-AETL • (818) 845-8200 • www.aetlab.com
A KYZER LABS COMPANY

NV5	AETL Job Number:	BCA0049.01 Rev	Site:	Cabrillo ES	
3777 Long Beach Boulevard, Annex Building	Project Number:	SMSD-20-9850			
Long Beach, CA 90807	Attention:	Jonathan Barkman			
	Project Name:	Cabrillo ES PCB	Reported:	01/18/2021 15:05	

Analytical Results

Client ID: **B-59**
Lab ID: **BCA0049-06 (Solid)** **Sampled:** **01/08/21 8:20**

Analyte	Result	Qualifier	Dilution	MDL	RL	Units	Prepared Date/Time	Analyzed Date/Time	Batch	Analyst Initials	Prep. Method
PCBs											
Method: EPA 8082											
Aroclor-1016 (PCB-1016)	ND		5	1000	2500	ug/kg	01/11/21 08:00	01/11/21 15:01	B1A0164	ATS	3540C
Aroclor-1221 (PCB-1221)	ND		5	1000	2500	ug/kg	01/11/21 08:00	01/11/21 15:01	B1A0164	ATS	3540C
Aroclor-1232 (PCB-1232)	ND		5	1000	2500	ug/kg	01/11/21 08:00	01/11/21 15:01	B1A0164	ATS	3540C
Aroclor-1242 (PCB-1242)	ND		5	1000	2500	ug/kg	01/11/21 08:00	01/11/21 15:01	B1A0164	ATS	3540C
Aroclor-1248 (PCB-1248)	ND		5	1000	2500	ug/kg	01/11/21 08:00	01/11/21 15:01	B1A0164	ATS	3540C
Aroclor-1254 (PCB-1254)	**80000**		5	1000	2500	ug/kg	01/11/21 08:00	01/11/21 15:01	B1A0164	ATS	3540C
Aroclor-1260 (PCB-1260)	ND		5	1000	2500	ug/kg	01/11/21 08:00	01/11/21 15:01	B1A0164	ATS	3540C
Aroclor-1262 (PCB-1262)	ND		5	1000	2500	ug/kg	01/11/21 08:00	01/11/21 15:01	B1A0164	ATS	3540C
Aroclor-1268 (PCB-1268)	ND		5	1000	2500	ug/kg	01/11/21 08:00	01/11/21 15:01	B1A0164	ATS	3540C
	Recovery				Acceptance Criteria						
Surrogate: Decachlorobiphenyl	*68.0%*				*30-150*		01/11/21 08:00	*01/11/21 15:01*	B1A0164	*ATS*	3540C
Surrogate: Tetrachloro-m-xylene	*69.9%*				*30-150*		01/11/21 08:00	*01/11/21 15:01*	B1A0164	*ATS*	3540C

The contents of this report apply to the sample(s) analyzed in accordance with the chain of custody document.
No duplication of this report is allowed, except in its entirety without written approval of the laboratory.

AMERICAN ENVIRONMENTAL TESTING LABORATORY
2834 North Naomi Street Burbank, CA 91504 • ELAP# 1541 & 2402 • LACSD# 10181
TEL (888) 288-AETL • (818) 845-8200 • www.aetlab.com
A KYZER LABS COMPANY

NV5	AETL Job Number:	BCA0049.01 Rev	Site:	Cabrillo ES	
3777 Long Beach Boulevard, Annex Building	Project Number:	SMSD-20-9850			
Long Beach, CA 90807	Attention:	Jonathan Barkman			
	Project Name:	Cabrillo ES PCB	Reported:	01/18/2021 15:05	

Analytical Results

Client ID: **B-60**
Lab ID: **BCA0049-07 (Solid)** **Sampled:** **01/08/21 8:25**

Analyte	Result	Qualifier	Dilution	MDL	RL	Units	Prepared Date/Time	Analyzed Date/Time	Batch	Analyst Initials	Prep. Method
PCBs											
Method: EPA 8082											
Aroclor-1016 (PCB-1016)	ND		5	500	1250	ug/kg	01/11/21 08:00	01/11/21 15:21	B1A0164	ATS	3540C
Aroclor-1221 (PCB-1221)	ND		5	500	1250	ug/kg	01/11/21 08:00	01/11/21 15:21	B1A0164	ATS	3540C
Aroclor-1232 (PCB-1232)	ND		5	500	1250	ug/kg	01/11/21 08:00	01/11/21 15:21	B1A0164	ATS	3540C
Aroclor-1242 (PCB-1242)	ND		5	500	1250	ug/kg	01/11/21 08:00	01/11/21 15:21	B1A0164	ATS	3540C
Aroclor-1248 (PCB-1248)	ND		5	500	1250	ug/kg	01/11/21 08:00	01/11/21 15:21	B1A0164	ATS	3540C
Aroclor-1254 (PCB-1254)	**492000**		50	5000	12500	ug/kg	01/11/21 08:00	01/11/21 15:21	B1A0164	ATS	3540C
Aroclor-1260 (PCB-1260)	ND		5	500	1250	ug/kg	01/11/21 08:00	01/11/21 15:21	B1A0164	ATS	3540C
Aroclor-1262 (PCB-1262)	ND		5	500	1250	ug/kg	01/11/21 08:00	01/11/21 15:21	B1A0164	ATS	3540C
Aroclor-1268 (PCB-1268)	ND		5	500	1250	ug/kg	01/11/21 08:00	01/11/21 15:21	B1A0164	ATS	3540C
	Recovery				Acceptance Criteria						
Surrogate: Decachlorobiphenyl	*111%*				*30-150*		01/11/21 08:00	*01/11/21 15:21*	B1A0164	*ATS*	3540C
Surrogate: Tetrachloro-m-xylene	*57.7%*				*30-150*		01/11/21 08:00	*01/11/21 15:21*	B1A0164	*ATS*	3540C

The contents of this report apply to the sample(s) analyzed in accordance with the chain of custody document.
No duplication of this report is allowed, except in its entirety without written approval of the laboratory.

AMERICAN ENVIRONMENTAL TESTING LABORATORY
2834 North Naomi Street Burbank, CA 91504 • ELAP# 1541 & 2402 • LACSD# 10181
TEL (888) 288-AETL • (818) 845-8200 • www.aetlab.com
A KYZER LABS COMPANY

NV5	AETL Job Number:	BCA0049.01 Rev	Site:	Cabrillo ES	
3777 Long Beach Boulevard, Annex Building	Project Number:	SMSD-20-9850			
Long Beach, CA 90807	Attention:	Jonathan Barkman			
	Project Name:	Cabrillo ES PCB	Reported:	01/18/2021 15:05	

Analytical Results

Client ID: B-61

Lab ID: BCA0049-08 (Solid) **Sampled: 01/08/21 8:35**

Analyte	Result	Qualifier	Dilution	MDL	RL	Units	Prepared Date/Time	Analyzed Date/Time	Batch	Analyst Initials	Prep. Method
PCBs											
Method: EPA 8082											
Aroclor-1016 (PCB-1016)	ND		10	1000	2500	ug/kg	01/11/21 08:00	01/11/21 15:40	B1A0164	ATS	3540C
Aroclor-1221 (PCB-1221)	ND		10	1000	2500	ug/kg	01/11/21 08:00	01/11/21 15:40	B1A0164	ATS	3540C
Aroclor-1232 (PCB-1232)	ND		10	1000	2500	ug/kg	01/11/21 08:00	01/11/21 15:40	B1A0164	ATS	3540C
Aroclor-1242 (PCB-1242)	ND		10	1000	2500	ug/kg	01/11/21 08:00	01/11/21 15:40	B1A0164	ATS	3540C
Aroclor-1248 (PCB-1248)	ND		10	1000	2500	ug/kg	01/11/21 08:00	01/11/21 15:40	B1A0164	ATS	3540C
Aroclor-1254 (PCB-1254)	**1460**	J	10	1000	2500	ug/kg	01/11/21 08:00	01/11/21 15:40	B1A0164	ATS	3540C
Aroclor-1260 (PCB-1260)	ND		10	1000	2500	ug/kg	01/11/21 08:00	01/11/21 15:40	B1A0164	ATS	3540C
Aroclor-1262 (PCB-1262)	ND		10	1000	2500	ug/kg	01/11/21 08:00	01/11/21 15:40	B1A0164	ATS	3540C
Aroclor-1268 (PCB-1268)	ND		10	1000	2500	ug/kg	01/11/21 08:00	01/11/21 15:40	B1A0164	ATS	3540C
	Recovery				Acceptance Criteria						
Surrogate: Decachlorobiphenyl	*81.4%*				*30-150*		01/11/21 08:00	*01/11/21 15:40*	B1A0164	*ATS*	3540C
Surrogate: Tetrachloro-m-xylene	*76.1%*				*30-150*		01/11/21 08:00	*01/11/21 15:40*	B1A0164	*ATS*	3540C

The contents of this report apply to the sample(s) analyzed in accordance with the chain of custody document.
No duplication of this report is allowed, except in its entirety without written approval of the laboratory.

AMERICAN ENVIRONMENTAL TESTING LABORATORY
2834 North Naomi Street Burbank, CA 91504 • ELAP# 1541 & 2402 • LACSD# 10181
TEL (888) 288-AETL • (818) 845-8200 • www.aetlab.com
A KYZER LABS COMPANY

NV5	AETL Job Number:	BCA0049.01 Rev	Site:	Cabrillo ES	
3777 Long Beach Boulevard, Annex Building	Project Number:	SMSD-20-9850			
Long Beach, CA 90807	Attention:	Jonathan Barkman			
	Project Name:	Cabrillo ES PCB	Reported:	01/18/2021 15:05	

Analytical Results

Client ID: **B-62**
Lab ID: **BCA0049-09 (Solid)** **Sampled:** **01/08/21 8:45**

Analyte	Result	Qualifier	Dilution	MDL	RL	Units	Prepared Date/Time	Analyzed Date/Time	Batch	Analyst Initials	Prep. Method
PCBs											
Method: EPA 8082											
Aroclor-1016 (PCB-1016)	ND		5	500	1250	ug/kg	01/11/21 08:00	01/11/21 16:18	B1A0164	ATS	3540C
Aroclor-1221 (PCB-1221)	ND		5	500	1250	ug/kg	01/11/21 08:00	01/11/21 16:18	B1A0164	ATS	3540C
Aroclor-1232 (PCB-1232)	ND		5	500	1250	ug/kg	01/11/21 08:00	01/11/21 16:18	B1A0164	ATS	3540C
Aroclor-1242 (PCB-1242)	ND		5	500	1250	ug/kg	01/11/21 08:00	01/11/21 16:18	B1A0164	ATS	3540C
Aroclor-1248 (PCB-1248)	ND		5	500	1250	ug/kg	01/11/21 08:00	01/11/21 16:18	B1A0164	ATS	3540C
Aroclor-1254 (PCB-1254)	**1300**		5	500	1250	ug/kg	01/11/21 08:00	01/11/21 16:18	B1A0164	ATS	3540C
Aroclor-1260 (PCB-1260)	ND		5	500	1250	ug/kg	01/11/21 08:00	01/11/21 16:18	B1A0164	ATS	3540C
Aroclor-1262 (PCB-1262)	ND		5	500	1250	ug/kg	01/11/21 08:00	01/11/21 16:18	B1A0164	ATS	3540C
Aroclor-1268 (PCB-1268)	ND		5	500	1250	ug/kg	01/11/21 08:00	01/11/21 16:18	B1A0164	ATS	3540C
	Recovery				Acceptance Criteria						
Surrogate: Decachlorobiphenyl	*79.7%*				*30-150*		01/11/21 08:00	*01/11/21 16:18*	B1A0164	*ATS*	3540C
Surrogate: Tetrachloro-m-xylene	*94.7%*				*30-150*		01/11/21 08:00	*01/11/21 16:18*	B1A0164	*ATS*	3540C

The contents of this report apply to the sample(s) analyzed in accordance with the chain of custody document.
No duplication of this report is allowed, except in its entirety without written approval of the laboratory.

AMERICAN ENVIRONMENTAL TESTING LABORATORY
2834 North Naomi Street Burbank, CA 91504 • ELAP# 1541 & 2402 • LACSD# 10181
TEL (888) 288-AETL • (818) 845-8200 • www.aetlab.com
A KYZER LABS COMPANY

NV5	AETL Job Number:	BCA0049.01 Rev	Site:	Cabrillo ES	
3777 Long Beach Boulevard, Annex Building	Project Number:	SMSD-20-9850			
Long Beach, CA 90807	Attention:	Jonathan Barkman			
	Project Name:	Cabrillo ES PCB	Reported:	01/18/2021 15:05	

Analytical Results

Client ID: **B-63**
Lab ID: **BCA0049-10 (Solid)** **Sampled:** **01/08/21 9:00**

Analyte	Result	Qualifier	Dilution	MDL	RL	Units	Prepared Date/Time	Analyzed Date/Time	Batch	Analyst Initials	Prep. Method
PCBs											
Method: EPA 8082											
Aroclor-1016 (PCB-1016)	ND		1	100	250	ug/kg	01/14/21 08:00	01/14/21 12:59	B1A0237	ATS	3540C
Aroclor-1221 (PCB-1221)	ND		1	100	250	ug/kg	01/14/21 08:00	01/14/21 12:59	B1A0237	ATS	3540C
Aroclor-1232 (PCB-1232)	ND		1	100	250	ug/kg	01/14/21 08:00	01/14/21 12:59	B1A0237	ATS	3540C
Aroclor-1242 (PCB-1242)	ND		1	100	250	ug/kg	01/14/21 08:00	01/14/21 12:59	B1A0237	ATS	3540C
Aroclor-1248 (PCB-1248)	ND		1	100	250	ug/kg	01/14/21 08:00	01/14/21 12:59	B1A0237	ATS	3540C
Aroclor-1254 (PCB-1254)	**1130**		1	100	250	ug/kg	01/14/21 08:00	01/14/21 12:59	B1A0237	ATS	3540C
Aroclor-1260 (PCB-1260)	ND		1	100	250	ug/kg	01/14/21 08:00	01/14/21 12:59	B1A0237	ATS	3540C
Aroclor-1262 (PCB-1262)	ND		1	100	250	ug/kg	01/14/21 08:00	01/14/21 12:59	B1A0237	ATS	3540C
Aroclor-1268 (PCB-1268)	ND		1	100	250	ug/kg	01/14/21 08:00	01/14/21 12:59	B1A0237	ATS	3540C
	Recovery				Acceptance Criteria						
Surrogate: Decachlorobiphenyl	*41.5%*				*30-150*		01/14/21 08:00	*01/14/21 12:59*	B1A0237	*ATS*	3540C
Surrogate: Tetrachloro-m-xylene	*30.2%*				*30-150*		01/14/21 08:00	*01/14/21 12:59*	B1A0237	*ATS*	3540C

The contents of this report apply to the sample(s) analyzed in accordance with the chain of custody document.
No duplication of this report is allowed, except in its entirety without written approval of the laboratory.

AMERICAN ENVIRONMENTAL TESTING LABORATORY
2834 North Naomi Street Burbank, CA 91504 • ELAP# 1541 & 2402 • LACSD# 10181
TEL (888) 288-AETL • (818) 845-8200 • www.aetlab.com
A KYZER LABS COMPANY

NV5	AETL Job Number:	BCA0049.01 Rev	Site:	Cabrillo ES	
3777 Long Beach Boulevard, Annex Building	Project Number:	SMSD-20-9850			
Long Beach, CA 90807	Attention:	Jonathan Barkman			
	Project Name:	Cabrillo ES PCB	Reported:	01/18/2021 15:05	

Analytical Results

Client ID: **B-64**
Lab ID: **BCA0049-11 (Solid)** **Sampled:** **01/08/21 9:10**

PCBs

Method: EPA 8082

Analyte	Result	Qualifier	Dilution	MDL	RL	Units	Prepared Date/Time	Analyzed Date/Time	Batch	Analyst Initials	Prep. Method
Aroclor-1016 (PCB-1016)	ND		1	200	500	ug/kg	01/14/21 08:00	01/14/21 13:19	B1A0237	ATS	3540C
Aroclor-1221 (PCB-1221)	ND		1	200	500	ug/kg	01/14/21 08:00	01/14/21 13:19	B1A0237	ATS	3540C
Aroclor-1232 (PCB-1232)	ND		1	200	500	ug/kg	01/14/21 08:00	01/14/21 13:19	B1A0237	ATS	3540C
Aroclor-1242 (PCB-1242)	ND		1	200	500	ug/kg	01/14/21 08:00	01/14/21 13:19	B1A0237	ATS	3540C
Aroclor-1248 (PCB-1248)	ND		1	200	500	ug/kg	01/14/21 08:00	01/14/21 13:19	B1A0237	ATS	3540C
Aroclor-1254 (PCB-1254)	**542**		1	200	500	ug/kg	01/14/21 08:00	01/14/21 13:19	B1A0237	ATS	3540C
Aroclor-1260 (PCB-1260)	ND		1	200	500	ug/kg	01/14/21 08:00	01/14/21 13:19	B1A0237	ATS	3540C
Aroclor-1262 (PCB-1262)	ND		1	200	500	ug/kg	01/14/21 08:00	01/14/21 13:19	B1A0237	ATS	3540C
Aroclor-1268 (PCB-1268)	ND		1	200	500	ug/kg	01/14/21 08:00	01/14/21 13:19	B1A0237	ATS	3540C
	Recovery				Acceptance Criteria						
Surrogate: Decachlorobiphenyl	*60.7%*				*30-150*		01/14/21 08:00	*01/14/21 13:19*	B1A0237	*ATS*	3540C
Surrogate: Tetrachloro-m-xylene	*50.3%*				*30-150*		01/14/21 08:00	*01/14/21 13:19*	B1A0237	*ATS*	3540C

The contents of this report apply to the sample(s) analyzed in accordance with the chain of custody document.
No duplication of this report is allowed, except in its entirety without written approval of the laboratory.

AMERICAN ENVIRONMENTAL TESTING LABORATORY
2834 North Naomi Street Burbank, CA 91504 • ELAP# 1541 & 2402 • LACSD# 10181
TEL (888) 288-AETL • (818) 845-8200 • www.aetlab.com
A KYZER LABS COMPANY

NV5	AETL Job Number:	BCA0049.01 Rev	Site:	Cabrillo ES	
3777 Long Beach Boulevard, Annex Building	Project Number:	SMSD-20-9850			
Long Beach, CA 90807	Attention:	Jonathan Barkman			
	Project Name:	Cabrillo ES PCB	Reported:	01/18/2021 15:05	

Analytical Results

Client ID: **B-65**
Lab ID: **BCA0049-12 (Solid)** **Sampled:** **01/08/21 9:20**

PCBs

Method: EPA 8082

Analyte	Result	Qualifier	Dilution	MDL	RL	Units	Prepared Date/Time	Analyzed Date/Time	Batch	Analyst Initials	Prep. Method
Aroclor-1016 (PCB-1016)	ND		1	100	250	ug/kg	01/11/21 08:00	01/11/21 16:38	B1A0164	ATS	3540C
Aroclor-1221 (PCB-1221)	ND		1	100	250	ug/kg	01/11/21 08:00	01/11/21 16:38	B1A0164	ATS	3540C
Aroclor-1232 (PCB-1232)	ND		1	100	250	ug/kg	01/11/21 08:00	01/11/21 16:38	B1A0164	ATS	3540C
Aroclor-1242 (PCB-1242)	ND		1	100	250	ug/kg	01/11/21 08:00	01/11/21 16:38	B1A0164	ATS	3540C
Aroclor-1248 (PCB-1248)	ND		1	100	250	ug/kg	01/11/21 08:00	01/11/21 16:38	B1A0164	ATS	3540C
Aroclor-1254 (PCB-1254)	**914**		1	100	250	ug/kg	01/11/21 08:00	01/11/21 16:38	B1A0164	ATS	3540C
Aroclor-1260 (PCB-1260)	ND		1	100	250	ug/kg	01/11/21 08:00	01/11/21 16:38	B1A0164	ATS	3540C
Aroclor-1262 (PCB-1262)	ND		1	100	250	ug/kg	01/11/21 08:00	01/11/21 16:38	B1A0164	ATS	3540C
Aroclor-1268 (PCB-1268)	ND		1	100	250	ug/kg	01/11/21 08:00	01/11/21 16:38	B1A0164	ATS	3540C
	Recovery				Acceptance Criteria						
Surrogate: Decachlorobiphenyl	*77.4%*				*30-150*		01/11/21 08:00	*01/11/21 16:38*	B1A0164	*ATS*	3540C
Surrogate: Tetrachloro-m-xylene	*48.6%*				*30-150*		01/11/21 08:00	*01/11/21 16:38*	B1A0164	*ATS*	3540C

The contents of this report apply to the sample(s) analyzed in accordance with the chain of custody document.
No duplication of this report is allowed, except in its entirety without written approval of the laboratory.

AMERICAN ENVIRONMENTAL TESTING LABORATORY
2834 North Naomi Street Burbank, CA 91504 • ELAP# 1541 & 2402 • LACSD# 10181
TEL (888) 288-AETL • (818) 845-8200 • www.aetlab.com
A KYZER LABS COMPANY

NV5	AETL Job Number:	BCA0049.01 Rev	Site:	Cabrillo ES	
3777 Long Beach Boulevard, Annex Building	Project Number:	SMSD-20-9850			
Long Beach, CA 90807	Attention:	Jonathan Barkman			
	Project Name:	Cabrillo ES PCB	Reported:	01/18/2021 15:05	

Analytical Results

Client ID: **B-66**
Lab ID: **BCA0049-13 (Solid)** **Sampled:** **01/08/21 9:30**

Analyte	Result	Qualifier	Dilution	MDL	RL	Units	Prepared Date/Time	Analyzed Date/Time	Batch	Analyst Initials	Prep. Method
PCBs											
Method: EPA 8082											
Aroclor-1016 (PCB-1016)	ND		10	1000	2500	ug/kg	01/11/21 08:00	01/11/21 16:57	B1A0164	ATS	3540C
Aroclor-1221 (PCB-1221)	ND		10	1000	2500	ug/kg	01/11/21 08:00	01/11/21 16:57	B1A0164	ATS	3540C
Aroclor-1232 (PCB-1232)	ND		10	1000	2500	ug/kg	01/11/21 08:00	01/11/21 16:57	B1A0164	ATS	3540C
Aroclor-1242 (PCB-1242)	ND		10	1000	2500	ug/kg	01/11/21 08:00	01/11/21 16:57	B1A0164	ATS	3540C
Aroclor-1248 (PCB-1248)	ND		10	1000	2500	ug/kg	01/11/21 08:00	01/11/21 16:57	B1A0164	ATS	3540C
Aroclor-1254 (PCB-1254)	ND		10	1000	2500	ug/kg	01/11/21 08:00	01/11/21 16:57	B1A0164	ATS	3540C
Aroclor-1260 (PCB-1260)	ND		10	1000	2500	ug/kg	01/11/21 08:00	01/11/21 16:57	B1A0164	ATS	3540C
Aroclor-1262 (PCB-1262)	ND		10	1000	2500	ug/kg	01/11/21 08:00	01/11/21 16:57	B1A0164	ATS	3540C
Aroclor-1268 (PCB-1268)	ND		10	1000	2500	ug/kg	01/11/21 08:00	01/11/21 16:57	B1A0164	ATS	3540C
	Recovery				Acceptance Criteria						
Surrogate: Decachlorobiphenyl	*96.5%*				*30-150*		01/11/21 08:00	*01/11/21 16:57*	B1A0164	*ATS*	3540C
Surrogate: Tetrachloro-m-xylene	*87.0%*				*30-150*		01/11/21 08:00	*01/11/21 16:57*	B1A0164	*ATS*	3540C

The contents of this report apply to the sample(s) analyzed in accordance with the chain of custody document.
No duplication of this report is allowed, except in its entirety without written approval of the laboratory.

AMERICAN ENVIRONMENTAL TESTING LABORATORY
2834 North Naomi Street Burbank, CA 91504 • ELAP# 1541 & 2402 • LACSD# 10181
TEL (888) 288-AETL • (818) 845-8200 • www.aetlab.com
A KYZER LABS COMPANY

NV5	AETL Job Number:	BCA0049.01 Rev	Site:	Cabrillo ES	
3777 Long Beach Boulevard, Annex Building	Project Number:	SMSD-20-9850			
Long Beach, CA 90807	Attention:	Jonathan Barkman			
	Project Name:	Cabrillo ES PCB	Reported:	01/18/2021 15:05	

Analytical Results

Client ID: **B-67**
Lab ID: **BCA0049-14 (Solid)** **Sampled:** **01/08/21 9:40**

Analyte	Result	Qualifier	Dilution	MDL	RL	Units	Prepared Date/Time	Analyzed Date/Time	Batch	Analyst Initials	Prep. Method
PCBs											
Method: EPA 8082											
Aroclor-1016 (PCB-1016)	ND		10	1000	2500	ug/kg	01/11/21 08:00	01/11/21 17:16	B1A0164	ATS	3540C
Aroclor-1221 (PCB-1221)	ND		10	1000	2500	ug/kg	01/11/21 08:00	01/11/21 17:16	B1A0164	ATS	3540C
Aroclor-1232 (PCB-1232)	ND		10	1000	2500	ug/kg	01/11/21 08:00	01/11/21 17:16	B1A0164	ATS	3540C
Aroclor-1242 (PCB-1242)	ND		10	1000	2500	ug/kg	01/11/21 08:00	01/11/21 17:16	B1A0164	ATS	3540C
Aroclor-1248 (PCB-1248)	ND		10	1000	2500	ug/kg	01/11/21 08:00	01/11/21 17:16	B1A0164	ATS	3540C
Aroclor-1254 (PCB-1254)	ND		10	1000	2500	ug/kg	01/11/21 08:00	01/11/21 17:16	B1A0164	ATS	3540C
Aroclor-1260 (PCB-1260)	ND		10	1000	2500	ug/kg	01/11/21 08:00	01/11/21 17:16	B1A0164	ATS	3540C
Aroclor-1262 (PCB-1262)	ND		10	1000	2500	ug/kg	01/11/21 08:00	01/11/21 17:16	B1A0164	ATS	3540C
Aroclor-1268 (PCB-1268)	ND		10	1000	2500	ug/kg	01/11/21 08:00	01/11/21 17:16	B1A0164	ATS	3540C
	Recovery				Acceptance Criteria						
Surrogate: Decachlorobiphenyl	*90.9%*				*30-150*		01/11/21 08:00	*01/11/21 17:16*	B1A0164	*ATS*	3540C
Surrogate: Tetrachloro-m-xylene	*88.0%*				*30-150*		01/11/21 08:00	*01/11/21 17:16*	B1A0164	*ATS*	3540C

The contents of this report apply to the sample(s) analyzed in accordance with the chain of custody document.
No duplication of this report is allowed, except in its entirety without written approval of the laboratory.

AMERICAN ENVIRONMENTAL TESTING LABORATORY
2834 North Naomi Street Burbank, CA 91504 • ELAP# 1541 & 2402 • LACSD# 10181
TEL (888) 288-AETL • (818) 845-8200 • www.aetlab.com
A KYZER LABS COMPANY

NV5	AETL Job Number:	BCA0049.01 Rev	Site:	Cabrillo ES	
3777 Long Beach Boulevard, Annex Building	Project Number:	SMSD-20-9850			
Long Beach, CA 90807	Attention:	Jonathan Barkman			
	Project Name:	Cabrillo ES PCB	Reported:	01/18/2021 15:05	

Analytical Results

Client ID: **B-68**
Lab ID: **BCA0049-15 (Solid)** **Sampled:** **01/08/21 9:50**

Analyte	Result	Qualifier	Dilution	MDL	RL	Units	Prepared Date/Time	Analyzed Date/Time	Batch	Analyst Initials	Prep. Method
PCBs											
Method: EPA 8082											
Aroclor-1016 (PCB-1016)	ND		10	1000	2500	ug/kg	01/11/21 08:00	01/11/21 17:36	B1A0164	ATS	3540C
Aroclor-1221 (PCB-1221)	ND		10	1000	2500	ug/kg	01/11/21 08:00	01/11/21 17:36	B1A0164	ATS	3540C
Aroclor-1232 (PCB-1232)	ND		10	1000	2500	ug/kg	01/11/21 08:00	01/11/21 17:36	B1A0164	ATS	3540C
Aroclor-1242 (PCB-1242)	ND		10	1000	2500	ug/kg	01/11/21 08:00	01/11/21 17:36	B1A0164	ATS	3540C
Aroclor-1248 (PCB-1248)	ND		10	1000	2500	ug/kg	01/11/21 08:00	01/11/21 17:36	B1A0164	ATS	3540C
Aroclor-1254 (PCB-1254)	ND		10	1000	2500	ug/kg	01/11/21 08:00	01/11/21 17:36	B1A0164	ATS	3540C
Aroclor-1260 (PCB-1260)	ND		10	1000	2500	ug/kg	01/11/21 08:00	01/11/21 17:36	B1A0164	ATS	3540C
Aroclor-1262 (PCB-1262)	ND		10	1000	2500	ug/kg	01/11/21 08:00	01/11/21 17:36	B1A0164	ATS	3540C
Aroclor-1268 (PCB-1268)	ND		10	1000	2500	ug/kg	01/11/21 08:00	01/11/21 17:36	B1A0164	ATS	3540C
	Recovery				Acceptance Criteria						
Surrogate: Decachlorobiphenyl	*92.7%*				*30-150*		01/11/21 08:00	*01/11/21 17:36*	B1A0164	*ATS*	3540C
Surrogate: Tetrachloro-m-xylene	*110%*				*30-150*		01/11/21 08:00	*01/11/21 17:36*	B1A0164	*ATS*	3540C

The contents of this report apply to the sample(s) analyzed in accordance with the chain of custody document.
No duplication of this report is allowed, except in its entirety without written approval of the laboratory.

AMERICAN ENVIRONMENTAL TESTING LABORATORY
2834 North Naomi Street Burbank, CA 91504 • ELAP# 1541 & 2402 • LACSD# 10181
TEL (888) 288-AETL • (818) 845-8200 • www.aetlab.com
A KYZER LABS COMPANY

NV5	AETL Job Number:	BCA0049.01 Rev	Site:	Cabrillo ES	
3777 Long Beach Boulevard, Annex Building	Project Number:	SMSD-20-9850			
Long Beach, CA 90807	Attention:	Jonathan Barkman			
	Project Name:	Cabrillo ES PCB	Reported:	01/18/2021 15:05	

Analytical Results

Client ID: **B-69**
Lab ID: **BCA0049-16 (Solid)** **Sampled:** **01/08/21 10:00**

Analyte	Result	Qualifier	Dilution	MDL	RL	Units	Prepared Date/Time	Analyzed Date/Time	Batch	Analyst Initials	Prep. Method
PCBs											
Method: EPA 8082											
Aroclor-1016 (PCB-1016)	ND		5	500	1250	ug/kg	01/14/21 08:00	01/14/21 13:38	B1A0237	ATS	3540C
Aroclor-1221 (PCB-1221)	ND		5	500	1250	ug/kg	01/14/21 08:00	01/14/21 13:38	B1A0237	ATS	3540C
Aroclor-1232 (PCB-1232)	ND		5	500	1250	ug/kg	01/14/21 08:00	01/14/21 13:38	B1A0237	ATS	3540C
Aroclor-1242 (PCB-1242)	ND		5	500	1250	ug/kg	01/14/21 08:00	01/14/21 13:38	B1A0237	ATS	3540C
Aroclor-1248 (PCB-1248)	ND		5	500	1250	ug/kg	01/14/21 08:00	01/14/21 13:38	B1A0237	ATS	3540C
Aroclor-1254 (PCB-1254)	ND		5	500	1250	ug/kg	01/14/21 08:00	01/14/21 13:38	B1A0237	ATS	3540C
Aroclor-1260 (PCB-1260)	ND		5	500	1250	ug/kg	01/14/21 08:00	01/14/21 13:38	B1A0237	ATS	3540C
Aroclor-1262 (PCB-1262)	ND		5	500	1250	ug/kg	01/14/21 08:00	01/14/21 13:38	B1A0237	ATS	3540C
Aroclor-1268 (PCB-1268)	ND		5	500	1250	ug/kg	01/14/21 08:00	01/14/21 13:38	B1A0237	ATS	3540C
	Recovery				Acceptance Criteria						
Surrogate: Decachlorobiphenyl	*73.4%*				*30-150*		01/14/21 08:00	*01/14/21 13:38*	B1A0237	*ATS*	3540C
Surrogate: Tetrachloro-m-xylene	*59.4%*				*30-150*		01/14/21 08:00	*01/14/21 13:38*	B1A0237	*ATS*	3540C

The contents of this report apply to the sample(s) analyzed in accordance with the chain of custody document.
No duplication of this report is allowed, except in its entirety without written approval of the laboratory.

AMERICAN ENVIRONMENTAL TESTING LABORATORY
2834 North Naomi Street Burbank, CA 91504 • ELAP# 1541 & 2402 • LACSD# 10181
TEL (888) 288-AETL • (818) 845-8200 • www.aetlab.com
A KYZER LABS COMPANY

NV5	AETL Job Number:	BCA0049.01 Rev	Site:	Cabrillo ES
3777 Long Beach Boulevard, Annex Building	Project Number:	SMSD-20-9850		
Long Beach, CA 90807	Attention:	Jonathan Barkman		
	Project Name:	Cabrillo ES PCB	Reported:	01/18/2021 15:05

Analytical Results

Client ID: **B-70**
Lab ID: **BCA0049-17 (Solid)** **Sampled:** **01/08/21 10:10**

Analyte	Result	Qualifier	Dilution	MDL	RL	Units	Prepared Date/Time	Analyzed Date/Time	Batch	Analyst Initials	Prep. Method
PCBs											
Method: EPA 8082											
Aroclor-1016 (PCB-1016)	ND		5	1000	2500	ug/kg	01/14/21 08:00	01/14/21 14:36	B1A0237	ATS	3540C
Aroclor-1221 (PCB-1221)	ND		5	1000	2500	ug/kg	01/14/21 08:00	01/14/21 14:36	B1A0237	ATS	3540C
Aroclor-1232 (PCB-1232)	ND		5	1000	2500	ug/kg	01/14/21 08:00	01/14/21 14:36	B1A0237	ATS	3540C
Aroclor-1242 (PCB-1242)	ND		5	1000	2500	ug/kg	01/14/21 08:00	01/14/21 14:36	B1A0237	ATS	3540C
Aroclor-1248 (PCB-1248)	ND		5	1000	2500	ug/kg	01/14/21 08:00	01/14/21 14:36	B1A0237	ATS	3540C
Aroclor-1254 (PCB-1254)	ND		5	1000	2500	ug/kg	01/14/21 08:00	01/14/21 14:36	B1A0237	ATS	3540C
Aroclor-1260 (PCB-1260)	ND		5	1000	2500	ug/kg	01/14/21 08:00	01/14/21 14:36	B1A0237	ATS	3540C
Aroclor-1262 (PCB-1262)	ND		5	1000	2500	ug/kg	01/14/21 08:00	01/14/21 14:36	B1A0237	ATS	3540C
Aroclor-1268 (PCB-1268)	ND		5	1000	2500	ug/kg	01/14/21 08:00	01/14/21 14:36	B1A0237	ATS	3540C
	Recovery				Acceptance Criteria						
Surrogate: Decachlorobiphenyl	*86.7%*				*30-150*		01/14/21 08:00	*01/14/21 14:36*	B1A0237	*ATS*	3540C
Surrogate: Tetrachloro-m-xylene	*72.1%*				*30-150*		01/14/21 08:00	*01/14/21 14:36*	B1A0237	*ATS*	3540C

The contents of this report apply to the sample(s) analyzed in accordance with the chain of custody document.
No duplication of this report is allowed, except in its entirety without written approval of the laboratory.

AMERICAN ENVIRONMENTAL TESTING LABORATORY
2834 North Naomi Street Burbank, CA 91504 • ELAP# 1541 & 2402 • LACSD# 10181
TEL (888) 288-AETL • (818) 845-8200 • www.aetlab.com
A KYZER LABS COMPANY

NV5	AETL Job Number:	BCA0049.01 Rev	Site:	Cabrillo ES
3777 Long Beach Boulevard, Annex Building	Project Number:	SMSD-20-9850		
Long Beach, CA 90807	Attention:	Jonathan Barkman		
	Project Name:	Cabrillo ES PCB	Reported:	01/18/2021 15:05

Analytical Results

Client ID: **B-71**
Lab ID: **BCA0049-18 (Solid)** **Sampled:** **01/08/21 10:20**

Analyte	Result	Qualifier	Dilution	MDL	RL	Units	Prepared Date/Time	Analyzed Date/Time	Batch	Analyst Initials	Prep. Method
PCBs											
Method: EPA 8082											
Aroclor-1016 (PCB-1016)	ND		5	1000	2500	ug/kg	01/11/21 08:00	01/11/21 17:55	B1A0164	ATS	3540C
Aroclor-1221 (PCB-1221)	ND		5	1000	2500	ug/kg	01/11/21 08:00	01/11/21 17:55	B1A0164	ATS	3540C
Aroclor-1232 (PCB-1232)	ND		5	1000	2500	ug/kg	01/11/21 08:00	01/11/21 17:55	B1A0164	ATS	3540C
Aroclor-1242 (PCB-1242)	ND		5	1000	2500	ug/kg	01/11/21 08:00	01/11/21 17:55	B1A0164	ATS	3540C
Aroclor-1248 (PCB-1248)	ND		5	1000	2500	ug/kg	01/11/21 08:00	01/11/21 17:55	B1A0164	ATS	3540C
Aroclor-1254 (PCB-1254)	**2020000**		100	20000	50000	ug/kg	01/11/21 08:00	01/11/21 17:55	B1A0164	ATS	3540C
Aroclor-1260 (PCB-1260)	ND		5	1000	2500	ug/kg	01/11/21 08:00	01/11/21 17:55	B1A0164	ATS	3540C
Aroclor-1262 (PCB-1262)	ND		5	1000	2500	ug/kg	01/11/21 08:00	01/11/21 17:55	B1A0164	ATS	3540C
Aroclor-1268 (PCB-1268)	ND		5	1000	2500	ug/kg	01/11/21 08:00	01/11/21 17:55	B1A0164	ATS	3540C
	Recovery				Acceptance Criteria						
Surrogate: Decachlorobiphenyl	*94.7%*				*30-150*		01/11/21 08:00	*01/11/21 17:55*	B1A0164	*ATS*	3540C
Surrogate: Tetrachloro-m-xylene	*60.5%*				*30-150*		01/11/21 08:00	*01/11/21 17:55*	B1A0164	*ATS*	3540C

The contents of this report apply to the sample(s) analyzed in accordance with the chain of custody document.
No duplication of this report is allowed, except in its entirety without written approval of the laboratory.

AMERICAN ENVIRONMENTAL TESTING LABORATORY
2834 North Naomi Street Burbank, CA 91504 • ELAP# 1541 & 2402 • LACSD# 10181
TEL (888) 288-AETL • (818) 845-8200 • www.aetlab.com
A KYZER LABS COMPANY

NV5	AETL Job Number:	BCA0049.01 Rev	Site:	Cabrillo ES
3777 Long Beach Boulevard, Annex Building	Project Number:	SMSD-20-9850		
Long Beach, CA 90807	Attention:	Jonathan Barkman		
	Project Name:	Cabrillo ES PCB	Reported:	01/18/2021 15:05

Analytical Results

Client ID: **B-72**
Lab ID: **BCA0049-19 (Solid)** **Sampled:** **01/08/21 10:30**

Analyte	Result	Qualifier	Dilution	MDL	RL	Units	Prepared Date/Time	Analyzed Date/Time	Batch	Analyst Initials	Prep. Method
PCBs											
Method: EPA 8082											
Aroclor-1016 (PCB-1016)	ND		5	1000	2500	ug/kg	01/11/21 08:00	01/11/21 18:14	B1A0164	ATS	3540C
Aroclor-1221 (PCB-1221)	ND		5	1000	2500	ug/kg	01/11/21 08:00	01/11/21 18:14	B1A0164	ATS	3540C
Aroclor-1232 (PCB-1232)	ND		5	1000	2500	ug/kg	01/11/21 08:00	01/11/21 18:14	B1A0164	ATS	3540C
Aroclor-1242 (PCB-1242)	ND		5	1000	2500	ug/kg	01/11/21 08:00	01/11/21 18:14	B1A0164	ATS	3540C
Aroclor-1248 (PCB-1248)	ND		5	1000	2500	ug/kg	01/11/21 08:00	01/11/21 18:14	B1A0164	ATS	3540C
Aroclor-1254 (PCB-1254)	**1670000**		100	20000	50000	ug/kg	01/11/21 08:00	01/11/21 18:14	B1A0164	ATS	3540C
Aroclor-1260 (PCB-1260)	ND		5	1000	2500	ug/kg	01/11/21 08:00	01/11/21 18:14	B1A0164	ATS	3540C
Aroclor-1262 (PCB-1262)	ND		5	1000	2500	ug/kg	01/11/21 08:00	01/11/21 18:14	B1A0164	ATS	3540C
Aroclor-1268 (PCB-1268)	ND		5	1000	2500	ug/kg	01/11/21 08:00	01/11/21 18:14	B1A0164	ATS	3540C
	Recovery				Acceptance Criteria						
Surrogate: Decachlorobiphenyl	*87.9%*				*30-150*		01/11/21 08:00	*01/11/21 18:14*	B1A0164	*ATS*	3540C
Surrogate: Tetrachloro-m-xylene	*77.2%*				*30-150*		01/11/21 08:00	*01/11/21 18:14*	B1A0164	*ATS*	3540C

The contents of this report apply to the sample(s) analyzed in accordance with the chain of custody document.
No duplication of this report is allowed, except in its entirety without written approval of the laboratory.

AMERICAN ENVIRONMENTAL TESTING LABORATORY
2834 North Naomi Street Burbank, CA 91504 • ELAP# 1541 & 2402 • LACSD# 10181
TEL (888) 288-AETL • (818) 845-8200 • www.aetlab.com
A KYZER LABS COMPANY

NV5	AETL Job Number:	BCA0049.01 Rev	Site:	Cabrillo ES
3777 Long Beach Boulevard, Annex Building	Project Number:	SMSD-20-9850		
Long Beach, CA 90807	Attention:	Jonathan Barkman		
	Project Name:	Cabrillo ES PCB	Reported:	01/18/2021 15:05

Analytical Results

Client ID: **B-73**
Lab ID: **BCA0049-20 (Solid)** **Sampled:** **01/08/21 10:40**

Analyte	Result	Qualifier	Dilution	MDL	RL	Units	Prepared Date/Time	Analyzed Date/Time	Batch	Analyst Initials	Prep. Method
PCBs											
Method: EPA 8082											
Aroclor-1016 (PCB-1016)	ND		5	500	1250	ug/kg	01/11/21 08:00	01/11/21 18:33	B1A0164	ATS	3540C
Aroclor-1221 (PCB-1221)	ND		5	500	1250	ug/kg	01/11/21 08:00	01/11/21 18:33	B1A0164	ATS	3540C
Aroclor-1232 (PCB-1232)	ND		5	500	1250	ug/kg	01/11/21 08:00	01/11/21 18:33	B1A0164	ATS	3540C
Aroclor-1242 (PCB-1242)	ND		5	500	1250	ug/kg	01/11/21 08:00	01/11/21 18:33	B1A0164	ATS	3540C
Aroclor-1248 (PCB-1248)	ND		5	500	1250	ug/kg	01/11/21 08:00	01/11/21 18:33	B1A0164	ATS	3540C
Aroclor-1254 (PCB-1254)	**1020000**		100	10000	25000	ug/kg	01/11/21 08:00	01/11/21 18:33	B1A0164	ATS	3540C
Aroclor-1260 (PCB-1260)	ND		5	500	1250	ug/kg	01/11/21 08:00	01/11/21 18:33	B1A0164	ATS	3540C
Aroclor-1262 (PCB-1262)	ND		5	500	1250	ug/kg	01/11/21 08:00	01/11/21 18:33	B1A0164	ATS	3540C
Aroclor-1268 (PCB-1268)	ND		5	500	1250	ug/kg	01/11/21 08:00	01/11/21 18:33	B1A0164	ATS	3540C
	Recovery				Acceptance Criteria						
Surrogate: Decachlorobiphenyl	*99.2%*				*30-150*		01/11/21 08:00	*01/11/21 18:33*	B1A0164	*ATS*	3540C
Surrogate: Tetrachloro-m-xylene	*105%*				*30-150*		01/11/21 08:00	*01/11/21 18:33*	B1A0164	*ATS*	3540C

The contents of this report apply to the sample(s) analyzed in accordance with the chain of custody document.
No duplication of this report is allowed, except in its entirety without written approval of the laboratory.

AMERICAN ENVIRONMENTAL TESTING LABORATORY
2834 North Naomi Street Burbank, CA 91504 • ELAP# 1541 & 2402 • LACSD# 10181
TEL (888) 288-AETL • (818) 845-8200 • www.aetlab.com
A KYZER LABS COMPANY

NV5	AETL Job Number:	BCA0049.01 Rev	Site:	Cabrillo ES
3777 Long Beach Boulevard, Annex Building	Project Number:	SMSD-20-9850		
Long Beach, CA 90807	Attention:	Jonathan Barkman		
	Project Name:	Cabrillo ES PCB	Reported:	01/18/2021 15:05

Analytical Results

Client ID: **B-74**

Lab ID: **BCA0049-21 (Solid)** **Sampled:** **01/08/21 10:50**

Analyte	Result	Qualifier	Dilution	MDL	RL	Units	Prepared Date/Time	Analyzed Date/Time	Batch	Analyst Initials	Prep. Method
PCBs											
Method: EPA 8082											
Aroclor-1016 (PCB-1016)	ND		10	1000	2500	ug/kg	01/11/21 08:00	01/11/21 18:53	B1A0164	ATS	3540C
Aroclor-1221 (PCB-1221)	ND		10	1000	2500	ug/kg	01/11/21 08:00	01/11/21 18:53	B1A0164	ATS	3540C
Aroclor-1232 (PCB-1232)	ND		10	1000	2500	ug/kg	01/11/21 08:00	01/11/21 18:53	B1A0164	ATS	3540C
Aroclor-1242 (PCB-1242)	ND		10	1000	2500	ug/kg	01/11/21 08:00	01/11/21 18:53	B1A0164	ATS	3540C
Aroclor-1248 (PCB-1248)	ND		10	1000	2500	ug/kg	01/11/21 08:00	01/11/21 18:53	B1A0164	ATS	3540C
Aroclor-1254 (PCB-1254)	**719000**		100	10000	25000	ug/kg	01/11/21 08:00	01/11/21 18:53	B1A0164	ATS	3540C
Aroclor-1260 (PCB-1260)	ND		10	1000	2500	ug/kg	01/11/21 08:00	01/11/21 18:53	B1A0164	ATS	3540C
Aroclor-1262 (PCB-1262)	ND		10	1000	2500	ug/kg	01/11/21 08:00	01/11/21 18:53	B1A0164	ATS	3540C
Aroclor-1268 (PCB-1268)	ND		10	1000	2500	ug/kg	01/11/21 08:00	01/11/21 18:53	B1A0164	ATS	3540C
	Recovery				Acceptance Criteria						
Surrogate: Decachlorobiphenyl	*119%*				*30-150*		01/11/21 08:00	*01/11/21 18:53*	B1A0164	*ATS*	3540C
Surrogate: Tetrachloro-m-xylene	*77.0%*				*30-150*		01/11/21 08:00	*01/11/21 18:53*	B1A0164	*ATS*	3540C

The contents of this report apply to the sample(s) analyzed in accordance with the chain of custody document.
No duplication of this report is allowed, except in its entirety without written approval of the laboratory.

AMERICAN ENVIRONMENTAL TESTING LABORATORY
2834 North Naomi Street Burbank, CA 91504 • ELAP# 1541 & 2402 • LACSD# 10181
TEL (888) 288-AETL • (818) 845-8200 • www.aetlab.com
A KYZER LABS COMPANY

NV5	AETL Job Number:	BCA0049.01 Rev	Site:	Cabrillo ES	
3777 Long Beach Boulevard, Annex Building	Project Number:	SMSD-20-9850			
Long Beach, CA 90807	Attention:	Jonathan Barkman			
	Project Name:	Cabrillo ES PCB	Reported:	01/18/2021 15:05	

Analytical Results

Client ID: **B-75**
Lab ID: **BCA0049-22 (Solid)** **Sampled:** **01/08/21 11:00**

Analyte	Result	Qualifier	Dilution	MDL	RL	Units	Prepared Date/Time	Analyzed Date/Time	Batch	Analyst Initials	Prep. Method
PCBs											
Method: EPA 8082											
Aroclor-1016 (PCB-1016)	ND		10	1000	2500	ug/kg	01/11/21 08:00	01/11/21 19:12	B1A0164	ATS	3540C
Aroclor-1221 (PCB-1221)	ND		10	1000	2500	ug/kg	01/11/21 08:00	01/11/21 19:12	B1A0164	ATS	3540C
Aroclor-1232 (PCB-1232)	ND		10	1000	2500	ug/kg	01/11/21 08:00	01/11/21 19:12	B1A0164	ATS	3540C
Aroclor-1242 (PCB-1242)	ND		10	1000	2500	ug/kg	01/11/21 08:00	01/11/21 19:12	B1A0164	ATS	3540C
Aroclor-1248 (PCB-1248)	ND		10	1000	2500	ug/kg	01/11/21 08:00	01/11/21 19:12	B1A0164	ATS	3540C
Aroclor-1254 (PCB-1254)	**240000**		50	5000	12500	ug/kg	01/11/21 08:00	01/11/21 19:12	B1A0164	ATS	3540C
Aroclor-1260 (PCB-1260)	ND		10	1000	2500	ug/kg	01/11/21 08:00	01/11/21 19:12	B1A0164	ATS	3540C
Aroclor-1262 (PCB-1262)	ND		10	1000	2500	ug/kg	01/11/21 08:00	01/11/21 19:12	B1A0164	ATS	3540C
Aroclor-1268 (PCB-1268)	ND		10	1000	2500	ug/kg	01/11/21 08:00	01/11/21 19:12	B1A0164	ATS	3540C
	Recovery				Acceptance Criteria						
Surrogate: Decachlorobiphenyl	*63.0%*				*30-150*		01/11/21 08:00	*01/11/21 19:12*	B1A0164	*ATS*	3540C
Surrogate: Tetrachloro-m-xylene	*40.7%*				*30-150*		01/11/21 08:00	*01/11/21 19:12*	B1A0164	*ATS*	3540C

The contents of this report apply to the sample(s) analyzed in accordance with the chain of custody document.
No duplication of this report is allowed, except in its entirety without written approval of the laboratory.

AMERICAN ENVIRONMENTAL TESTING LABORATORY
2834 North Naomi Street Burbank, CA 91504 • ELAP# 1541 & 2402 • LACSD# 10181
TEL (888) 288-AETL • (818) 845-8200 • www.aetlab.com
A KYZER LABS COMPANY

NV5	AETL Job Number:	BCA0049.01 Rev	Site:	Cabrillo ES
3777 Long Beach Boulevard, Annex Building	Project Number:	SMSD-20-9850		
Long Beach, CA 90807	Attention:	Jonathan Barkman		
	Project Name:	Cabrillo ES PCB	Reported:	01/18/2021 15:05

Analytical Results

Client ID: **B-76**
Lab ID: **BCA0049-23 (Solid)** **Sampled:** **01/08/21 12:00**

Analyte	Result	Qualifier	Dilution	MDL	RL	Units	Prepared Date/Time	Analyzed Date/Time	Batch	Analyst Initials	Prep. Method
PCBs											
Method: EPA 8082											
Aroclor-1016 (PCB-1016)	ND		20	2000	5000	ug/kg	01/14/21 08:00	01/14/21 14:55	B1A0237	ATS	3540C
Aroclor-1221 (PCB-1221)	ND		20	2000	5000	ug/kg	01/14/21 08:00	01/14/21 14:55	B1A0237	ATS	3540C
Aroclor-1232 (PCB-1232)	ND		20	2000	5000	ug/kg	01/14/21 08:00	01/14/21 14:55	B1A0237	ATS	3540C
Aroclor-1242 (PCB-1242)	ND		20	2000	5000	ug/kg	01/14/21 08:00	01/14/21 14:55	B1A0237	ATS	3540C
Aroclor-1248 (PCB-1248)	ND		20	2000	5000	ug/kg	01/14/21 08:00	01/14/21 14:55	B1A0237	ATS	3540C
Aroclor-1254 (PCB-1254)	**531000**		20	2000	5000	ug/kg	01/14/21 08:00	01/14/21 14:55	B1A0237	ATS	3540C
Aroclor-1260 (PCB-1260)	ND		20	2000	5000	ug/kg	01/14/21 08:00	01/14/21 14:55	B1A0237	ATS	3540C
Aroclor-1262 (PCB-1262)	ND		20	2000	5000	ug/kg	01/14/21 08:00	01/14/21 14:55	B1A0237	ATS	3540C
Aroclor-1268 (PCB-1268)	ND		20	2000	5000	ug/kg	01/14/21 08:00	01/14/21 14:55	B1A0237	ATS	3540C
	Recovery				Acceptance Criteria						
Surrogate: Decachlorobiphenyl	*141%*				*30-150*		01/14/21 08:00	*01/14/21 14:55*	B1A0237	*ATS*	3540C
Surrogate: Tetrachloro-m-xylene	*61.9%*				*30-150*		01/14/21 08:00	*01/14/21 14:55*	B1A0237	*ATS*	3540C

The contents of this report apply to the sample(s) analyzed in accordance with the chain of custody document.
No duplication of this report is allowed, except in its entirety without written approval of the laboratory.

AMERICAN ENVIRONMENTAL TESTING LABORATORY
2834 North Naomi Street Burbank, CA 91504 • ELAP# 1541 & 2402 • LACSD# 10181
TEL (888) 288-AETL • (818) 845-8200 • www.aetlab.com
A KYZER LABS COMPANY

NV5	AETL Job Number:	BCA0049.01 Rev	Site:	Cabrillo ES
3777 Long Beach Boulevard, Annex Building	Project Number:	SMSD-20-9850		
Long Beach, CA 90807	Attention:	Jonathan Barkman		
	Project Name:	Cabrillo ES PCB	Reported:	01/18/2021 15:05

Analytical Results

Client ID: **B-77**
Lab ID: **BCA0049-24 (Solid)** **Sampled:** **01/08/21 12:10**

Analyte	Result	Qualifier	Dilution	MDL	RL	Units	Prepared Date/Time	Analyzed Date/Time	Batch	Analyst Initials	Prep. Method
PCBs											
Method: EPA 8082											
Aroclor-1016 (PCB-1016)	ND		20	2000	5000	ug/kg	01/14/21 08:00	01/14/21 13:57	B1A0237	ATS	3540C
Aroclor-1221 (PCB-1221)	ND		20	2000	5000	ug/kg	01/14/21 08:00	01/14/21 13:57	B1A0237	ATS	3540C
Aroclor-1232 (PCB-1232)	ND		20	2000	5000	ug/kg	01/14/21 08:00	01/14/21 13:57	B1A0237	ATS	3540C
Aroclor-1242 (PCB-1242)	ND		20	2000	5000	ug/kg	01/14/21 08:00	01/14/21 13:57	B1A0237	ATS	3540C
Aroclor-1248 (PCB-1248)	ND		20	2000	5000	ug/kg	01/14/21 08:00	01/14/21 13:57	B1A0237	ATS	3540C
Aroclor-1254 (PCB-1254)	**360000**		20	2000	5000	ug/kg	01/14/21 08:00	01/14/21 13:57	B1A0237	ATS	3540C
Aroclor-1260 (PCB-1260)	ND		20	2000	5000	ug/kg	01/14/21 08:00	01/14/21 13:57	B1A0237	ATS	3540C
Aroclor-1262 (PCB-1262)	ND		20	2000	5000	ug/kg	01/14/21 08:00	01/14/21 13:57	B1A0237	ATS	3540C
Aroclor-1268 (PCB-1268)	ND		20	2000	5000	ug/kg	01/14/21 08:00	01/14/21 13:57	B1A0237	ATS	3540C
	Recovery				Acceptance Criteria						
Surrogate: Decachlorobiphenyl	*141%*				*30-150*		01/14/21 08:00	*01/14/21 13:57*	B1A0237	*ATS*	3540C
Surrogate: Tetrachloro-m-xylene	*62.9%*				*30-150*		01/14/21 08:00	*01/14/21 13:57*	B1A0237	*ATS*	3540C

The contents of this report apply to the sample(s) analyzed in accordance with the chain of custody document.
No duplication of this report is allowed, except in its entirety without written approval of the laboratory.

AMERICAN ENVIRONMENTAL TESTING LABORATORY
2834 North Naomi Street Burbank, CA 91504 • ELAP# 1541 & 2402 • LACSD# 10181
TEL (888) 288-AETL • (818) 845-8200 • www.aetlab.com
A KYZER LABS COMPANY

NV5	AETL Job Number:	BCA0049.01 Rev	Site:	Cabrillo ES
3777 Long Beach Boulevard, Annex Building	Project Number:	SMSD-20-9850		
Long Beach, CA 90807	Attention:	Jonathan Barkman		
	Project Name:	Cabrillo ES PCB	Reported:	01/18/2021 15:05

Analytical Results

Client ID: **B-78**
Lab ID: **BCA0049-25 (Solid)** **Sampled:** **01/08/21 12:20**

Analyte	Result	Qualifier	Dilution	MDL	RL	Units	Prepared Date/Time	Analyzed Date/Time	Batch	Analyst Initials	Prep. Method
PCBs											
Method: EPA 8082											
Aroclor-1016 (PCB-1016)	ND		10	1000	2500	ug/kg	01/11/21 08:00	01/11/21 19:31	B1A0164	ATS	3540C
Aroclor-1221 (PCB-1221)	ND		10	1000	2500	ug/kg	01/11/21 08:00	01/11/21 19:31	B1A0164	ATS	3540C
Aroclor-1232 (PCB-1232)	ND		10	1000	2500	ug/kg	01/11/21 08:00	01/11/21 19:31	B1A0164	ATS	3540C
Aroclor-1242 (PCB-1242)	ND		10	1000	2500	ug/kg	01/11/21 08:00	01/11/21 19:31	B1A0164	ATS	3540C
Aroclor-1248 (PCB-1248)	ND		10	1000	2500	ug/kg	01/11/21 08:00	01/11/21 19:31	B1A0164	ATS	3540C
Aroclor-1254 (PCB-1254)	**424000**		50	5000	12500	ug/kg	01/11/21 08:00	01/11/21 19:31	B1A0164	ATS	3540C
Aroclor-1260 (PCB-1260)	ND		10	1000	2500	ug/kg	01/11/21 08:00	01/11/21 19:31	B1A0164	ATS	3540C
Aroclor-1262 (PCB-1262)	ND		10	1000	2500	ug/kg	01/11/21 08:00	01/11/21 19:31	B1A0164	ATS	3540C
Aroclor-1268 (PCB-1268)	ND		10	1000	2500	ug/kg	01/11/21 08:00	01/11/21 19:31	B1A0164	ATS	3540C
	Recovery				Acceptance Criteria						
Surrogate: Decachlorobiphenyl	*128%*				*30-150*		01/11/21 08:00	*01/11/21 19:31*	B1A0164	*ATS*	3540C
Surrogate: Tetrachloro-m-xylene	*84.8%*				*30-150*		01/11/21 08:00	*01/11/21 19:31*	B1A0164	*ATS*	3540C

The contents of this report apply to the sample(s) analyzed in accordance with the chain of custody document.
No duplication of this report is allowed, except in its entirety without written approval of the laboratory.

AMERICAN ENVIRONMENTAL TESTING LABORATORY
2834 North Naomi Street Burbank, CA 91504 • ELAP# 1541 & 2402 • LACSD# 10181
TEL (888) 288-AETL • (818) 845-8200 • www.aetlab.com
A KYZER LABS COMPANY

NV5	AETL Job Number:	BCA0049.01 Rev	Site:	Cabrillo ES
3777 Long Beach Boulevard, Annex Building	Project Number:	SMSD-20-9850		
Long Beach, CA 90807	Attention:	Jonathan Barkman		
	Project Name:	Cabrillo ES PCB	Reported:	01/18/2021 15:05

Analytical Results

Client ID: **B-79**
Lab ID: **BCA0049-26 (Solid)** **Sampled:** **01/08/21 12:30**

Analyte	Result	Qualifier	Dilution	MDL	RL	Units	Prepared Date/Time	Analyzed Date/Time	Batch	Analyst Initials	Prep. Method
PCBs											
Method: EPA 8082											
Aroclor-1016 (PCB-1016)	ND		10	1000	2500	ug/kg	01/11/21 08:00	01/11/21 20:10	B1A0164	ATS	3540C
Aroclor-1221 (PCB-1221)	ND		10	1000	2500	ug/kg	01/11/21 08:00	01/11/21 20:10	B1A0164	ATS	3540C
Aroclor-1232 (PCB-1232)	ND		10	1000	2500	ug/kg	01/11/21 08:00	01/11/21 20:10	B1A0164	ATS	3540C
Aroclor-1242 (PCB-1242)	ND		10	1000	2500	ug/kg	01/11/21 08:00	01/11/21 20:10	B1A0164	ATS	3540C
Aroclor-1248 (PCB-1248)	ND		10	1000	2500	ug/kg	01/11/21 08:00	01/11/21 20:10	B1A0164	ATS	3540C
Aroclor-1254 (PCB-1254)	**1830000**		200	20000	50000	ug/kg	01/11/21 08:00	01/11/21 20:10	B1A0164	ATS	3540C
Aroclor-1260 (PCB-1260)	ND		10	1000	2500	ug/kg	01/11/21 08:00	01/11/21 20:10	B1A0164	ATS	3540C
Aroclor-1262 (PCB-1262)	ND		10	1000	2500	ug/kg	01/11/21 08:00	01/11/21 20:10	B1A0164	ATS	3540C
Aroclor-1268 (PCB-1268)	ND		10	1000	2500	ug/kg	01/11/21 08:00	01/11/21 20:10	B1A0164	ATS	3540C
	Recovery				Acceptance Criteria						
Surrogate: Decachlorobiphenyl	*121%*				*30-150*		01/11/21 08:00	*01/11/21 20:10*	B1A0164	*ATS*	3540C
Surrogate: Tetrachloro-m-xylene	*50.7%*				*30-150*		01/11/21 08:00	*01/11/21 20:10*	B1A0164	*ATS*	3540C

The contents of this report apply to the sample(s) analyzed in accordance with the chain of custody document.
No duplication of this report is allowed, except in its entirety without written approval of the laboratory.

AMERICAN ENVIRONMENTAL TESTING LABORATORY
2834 North Naomi Street Burbank, CA 91504 • ELAP# 1541 & 2402 • LACSD# 10181
TEL (888) 288-AETL • (818) 845-8200 • www.aetlab.com
A KYZER LABS COMPANY

NV5	AETL Job Number:	BCA0049.01 Rev	Site:	Cabrillo ES
3777 Long Beach Boulevard, Annex Building	Project Number:	SMSD-20-9850		
Long Beach, CA 90807	Attention:	Jonathan Barkman		
	Project Name:	Cabrillo ES PCB	Reported:	01/18/2021 15:05

Analytical Results

Client ID: **B-80**
Lab ID: **BCA0049-27 (Solid)** **Sampled:** **01/08/21 12:40**

PCBs

Method: EPA 8082

Analyte	Result	Qualifier	Dilution	MDL	RL	Units	Prepared Date/Time	Analyzed Date/Time	Batch	Analyst Initials	Prep. Method
Aroclor-1016 (PCB-1016)	ND		10	1000	2500	ug/kg	01/11/21 11:42	01/11/21 21:27	B1A0165	ATS	3540C
Aroclor-1221 (PCB-1221)	ND		10	1000	2500	ug/kg	01/11/21 11:42	01/11/21 21:27	B1A0165	ATS	3540C
Aroclor-1232 (PCB-1232)	ND		10	1000	2500	ug/kg	01/11/21 11:42	01/11/21 21:27	B1A0165	ATS	3540C
Aroclor-1242 (PCB-1242)	ND		10	1000	2500	ug/kg	01/11/21 11:42	01/11/21 21:27	B1A0165	ATS	3540C
Aroclor-1248 (PCB-1248)	ND		10	1000	2500	ug/kg	01/11/21 11:42	01/11/21 21:27	B1A0165	ATS	3540C
Aroclor-1254 (PCB-1254)	**336000**		50	5000	12500	ug/kg	01/11/21 11:42	01/11/21 21:27	B1A0165	ATS	3540C
Aroclor-1260 (PCB-1260)	ND		10	1000	2500	ug/kg	01/11/21 11:42	01/11/21 21:27	B1A0165	ATS	3540C
Aroclor-1262 (PCB-1262)	ND		10	1000	2500	ug/kg	01/11/21 11:42	01/11/21 21:27	B1A0165	ATS	3540C
Aroclor-1268 (PCB-1268)	ND		10	1000	2500	ug/kg	01/11/21 11:42	01/11/21 21:27	B1A0165	ATS	3540C
	Recovery				Acceptance Criteria						
Surrogate: Decachlorobiphenyl	*110%*				*30-150*		01/11/21 11:42	*01/11/21 21:27*	B1A0165	*ATS*	3540C
Surrogate: Tetrachloro-m-xylene	*48.4%*				*30-150*		01/11/21 11:42	*01/11/21 21:27*	B1A0165	*ATS*	3540C

The contents of this report apply to the sample(s) analyzed in accordance with the chain of custody document.
No duplication of this report is allowed, except in its entirety without written approval of the laboratory.

AMERICAN ENVIRONMENTAL TESTING LABORATORY
2834 North Naomi Street Burbank, CA 91504 • ELAP# 1541 & 2402 • LACSD# 10181
TEL (888) 288-AETL • (818) 845-8200 • www.aetlab.com
A KYZER LABS COMPANY

NV5	AETL Job Number:	BCA0049.01 Rev	Site:	Cabrillo ES
3777 Long Beach Boulevard, Annex Building	Project Number:	SMSD-20-9850		
Long Beach, CA 90807	Attention:	Jonathan Barkman		
	Project Name:	Cabrillo ES PCB	Reported:	01/18/2021 15:05

Analytical Results

Client ID: **B-81**
Lab ID: **BCA0049-28 (Solid)** **Sampled:** **01/08/21 12:50**

Analyte	Result	Qualifier	Dilution	MDL	RL	Units	Prepared Date/Time	Analyzed Date/Time	Batch	Analyst Initials	Prep. Method
PCBs											
Method: EPA 8082											
Aroclor-1016 (PCB-1016)	ND		10	1000	2500	ug/kg	01/11/21 11:42	01/11/21 21:46	B1A0165	ATS	3540C
Aroclor-1221 (PCB-1221)	ND		10	1000	2500	ug/kg	01/11/21 11:42	01/11/21 21:46	B1A0165	ATS	3540C
Aroclor-1232 (PCB-1232)	ND		10	1000	2500	ug/kg	01/11/21 11:42	01/11/21 21:46	B1A0165	ATS	3540C
Aroclor-1242 (PCB-1242)	ND		10	1000	2500	ug/kg	01/11/21 11:42	01/11/21 21:46	B1A0165	ATS	3540C
Aroclor-1248 (PCB-1248)	ND		10	1000	2500	ug/kg	01/11/21 11:42	01/11/21 21:46	B1A0165	ATS	3540C
Aroclor-1254 (PCB-1254)	ND		10	1000	2500	ug/kg	01/11/21 11:42	01/11/21 21:46	B1A0165	ATS	3540C
Aroclor-1260 (PCB-1260)	ND		10	1000	2500	ug/kg	01/11/21 11:42	01/11/21 21:46	B1A0165	ATS	3540C
Aroclor-1262 (PCB-1262)	ND		10	1000	2500	ug/kg	01/11/21 11:42	01/11/21 21:46	B1A0165	ATS	3540C
Aroclor-1268 (PCB-1268)	ND		10	1000	2500	ug/kg	01/11/21 11:42	01/11/21 21:46	B1A0165	ATS	3540C
	Recovery				Acceptance Criteria						
Surrogate: Decachlorobiphenyl	*76.4%*				*30-150*		01/11/21 11:42	*01/11/21 21:46*	B1A0165	*ATS*	3540C
Surrogate: Tetrachloro-m-xylene	*85.9%*				*30-150*		01/11/21 11:42	*01/11/21 21:46*	B1A0165	*ATS*	3540C

The contents of this report apply to the sample(s) analyzed in accordance with the chain of custody document.
No duplication of this report is allowed, except in its entirety without written approval of the laboratory.

AMERICAN ENVIRONMENTAL TESTING LABORATORY
2834 North Naomi Street Burbank, CA 91504 • ELAP# 1541 & 2402 • LACSD# 10181
TEL (888) 288-AETL • (818) 845-8200 • www.aetlab.com
A KYZER LABS COMPANY

NV5	AETL Job Number:	BCA0049.01 Rev	Site:	Cabrillo ES
3777 Long Beach Boulevard, Annex Building	Project Number:	SMSD-20-9850		
Long Beach, CA 90807	Attention:	Jonathan Barkman		
	Project Name:	Cabrillo ES PCB	Reported:	01/18/2021 15:05

Analytical Results

Client ID: **B-82**
Lab ID: **BCA0049-29 (Solid)** **Sampled:** **01/08/21 13:00**

PCBs

Method: EPA 8082

Analyte	Result	Qualifier	Dilution	MDL	RL	Units	Prepared Date/Time	Analyzed Date/Time	Batch	Analyst Initials	Prep. Method
Aroclor-1016 (PCB-1016)	ND		10	1000	2500	ug/kg	01/11/21 11:42	01/11/21 22:06	B1A0165	ATS	3540C
Aroclor-1221 (PCB-1221)	ND		10	1000	2500	ug/kg	01/11/21 11:42	01/11/21 22:06	B1A0165	ATS	3540C
Aroclor-1232 (PCB-1232)	ND		10	1000	2500	ug/kg	01/11/21 11:42	01/11/21 22:06	B1A0165	ATS	3540C
Aroclor-1242 (PCB-1242)	ND		10	1000	2500	ug/kg	01/11/21 11:42	01/11/21 22:06	B1A0165	ATS	3540C
Aroclor-1248 (PCB-1248)	ND		10	1000	2500	ug/kg	01/11/21 11:42	01/11/21 22:06	B1A0165	ATS	3540C
Aroclor-1254 (PCB-1254)	**433000**		50	5000	12500	ug/kg	01/11/21 11:42	01/11/21 22:06	B1A0165	ATS	3540C
Aroclor-1260 (PCB-1260)	ND		10	1000	2500	ug/kg	01/11/21 11:42	01/11/21 22:06	B1A0165	ATS	3540C
Aroclor-1262 (PCB-1262)	ND		10	1000	2500	ug/kg	01/11/21 11:42	01/11/21 22:06	B1A0165	ATS	3540C
Aroclor-1268 (PCB-1268)	ND		10	1000	2500	ug/kg	01/11/21 11:42	01/11/21 22:06	B1A0165	ATS	3540C
	Recovery				Acceptance Criteria						
Surrogate: Decachlorobiphenyl	*130%*				*30-150*		01/11/21 11:42	*01/11/21 22:06*	B1A0165	*ATS*	3540C
Surrogate: Tetrachloro-m-xylene	*59.0%*				*30-150*		01/11/21 11:42	*01/11/21 22:06*	B1A0165	*ATS*	3540C

The contents of this report apply to the sample(s) analyzed in accordance with the chain of custody document.
No duplication of this report is allowed, except in its entirety without written approval of the laboratory.

AMERICAN ENVIRONMENTAL TESTING LABORATORY
2834 North Naomi Street Burbank, CA 91504 • ELAP# 1541 & 2402 • LACSD# 10181
TEL (888) 288-AETL • (818) 845-8200 • www.aetlab.com
A KYZER LABS COMPANY

NV5	AETL Job Number:	BCA0049.01 Rev	Site:	Cabrillo ES
3777 Long Beach Boulevard, Annex Building	Project Number:	SMSD-20-9850		
Long Beach, CA 90807	Attention:	Jonathan Barkman		
	Project Name:	Cabrillo ES PCB	Reported:	01/18/2021 15:05

Analytical Results

Client ID: **B-83**
Lab ID: **BCA0049-30 (Solid)** **Sampled:** **01/08/21 13:10**

Analyte	Result	Qualifier	Dilution	MDL	RL	Units	Prepared Date/Time	Analyzed Date/Time	Batch	Analyst Initials	Prep. Method
PCBs											
Method: EPA 8082											
Aroclor-1016 (PCB-1016)	ND		20	2000	5000	ug/kg	01/14/21 08:00	01/14/21 15:15	B1A0237	ATS	3540C
Aroclor-1221 (PCB-1221)	ND		20	2000	5000	ug/kg	01/14/21 08:00	01/14/21 15:15	B1A0237	ATS	3540C
Aroclor-1232 (PCB-1232)	ND		20	2000	5000	ug/kg	01/14/21 08:00	01/14/21 15:15	B1A0237	ATS	3540C
Aroclor-1242 (PCB-1242)	ND		20	2000	5000	ug/kg	01/14/21 08:00	01/14/21 15:15	B1A0237	ATS	3540C
Aroclor-1248 (PCB-1248)	ND		20	2000	5000	ug/kg	01/14/21 08:00	01/14/21 15:15	B1A0237	ATS	3540C
Aroclor-1254 (PCB-1254)	**406000**		20	2000	5000	ug/kg	01/14/21 08:00	01/14/21 15:15	B1A0237	ATS	3540C
Aroclor-1260 (PCB-1260)	ND		20	2000	5000	ug/kg	01/14/21 08:00	01/14/21 15:15	B1A0237	ATS	3540C
Aroclor-1262 (PCB-1262)	ND		20	2000	5000	ug/kg	01/14/21 08:00	01/14/21 15:15	B1A0237	ATS	3540C
Aroclor-1268 (PCB-1268)	ND		20	2000	5000	ug/kg	01/14/21 08:00	01/14/21 15:15	B1A0237	ATS	3540C
	Recovery				Acceptance Criteria						
Surrogate: Decachlorobiphenyl	*127%*				*30-150*		01/14/21 08:00	*01/14/21 15:15*	B1A0237	*ATS*	3540C
Surrogate: Tetrachloro-m-xylene	*53.6%*				*30-150*		01/14/21 08:00	*01/14/21 15:15*	B1A0237	*ATS*	3540C

The contents of this report apply to the sample(s) analyzed in accordance with the chain of custody document.
No duplication of this report is allowed, except in its entirety without written approval of the laboratory.

AMERICAN ENVIRONMENTAL TESTING LABORATORY
2834 North Naomi Street Burbank, CA 91504 • ELAP# 1541 & 2402 • LACSD# 10181
TEL (888) 288-AETL • (818) 845-8200 • www.aetlab.com
A KYZER LABS COMPANY

NV5	AETL Job Number:	BCA0049.01 Rev	Site:	Cabrillo ES
3777 Long Beach Boulevard, Annex Building	Project Number:	SMSD-20-9850		
Long Beach, CA 90807	Attention:	Jonathan Barkman		
	Project Name:	Cabrillo ES PCB	Reported:	01/18/2021 15:05

Analytical Results

Client ID: **B-84**
Lab ID: **BCA0049-31 (Solid)** **Sampled:** **01/08/21 13:20**

Analyte	Result	Qualifier	Dilution	MDL	RL	Units	Prepared Date/Time	Analyzed Date/Time	Batch	Analyst Initials	Prep. Method
PCBs											
Method: EPA 8082											
Aroclor-1016 (PCB-1016)	ND		20	2000	5000	ug/kg	01/14/21 08:00	01/14/21 14:17	B1A0237	ATS	3540C
Aroclor-1221 (PCB-1221)	ND		20	2000	5000	ug/kg	01/14/21 08:00	01/14/21 14:17	B1A0237	ATS	3540C
Aroclor-1232 (PCB-1232)	ND		20	2000	5000	ug/kg	01/14/21 08:00	01/14/21 14:17	B1A0237	ATS	3540C
Aroclor-1242 (PCB-1242)	ND		20	2000	5000	ug/kg	01/14/21 08:00	01/14/21 14:17	B1A0237	ATS	3540C
Aroclor-1248 (PCB-1248)	ND		20	2000	5000	ug/kg	01/14/21 08:00	01/14/21 14:17	B1A0237	ATS	3540C
Aroclor-1254 (PCB-1254)	**439000**		20	2000	5000	ug/kg	01/14/21 08:00	01/14/21 14:17	B1A0237	ATS	3540C
Aroclor-1260 (PCB-1260)	ND		20	2000	5000	ug/kg	01/14/21 08:00	01/14/21 14:17	B1A0237	ATS	3540C
Aroclor-1262 (PCB-1262)	ND		20	2000	5000	ug/kg	01/14/21 08:00	01/14/21 14:17	B1A0237	ATS	3540C
Aroclor-1268 (PCB-1268)	ND		20	2000	5000	ug/kg	01/14/21 08:00	01/14/21 14:17	B1A0237	ATS	3540C
	Recovery				Acceptance Criteria						
Surrogate: Decachlorobiphenyl	*124%*				*30-150*		01/14/21 08:00	*01/14/21 14:17*	B1A0237	*ATS*	3540C
Surrogate: Tetrachloro-m-xylene	*77.5%*				*30-150*		01/14/21 08:00	*01/14/21 14:17*	B1A0237	*ATS*	3540C

The contents of this report apply to the sample(s) analyzed in accordance with the chain of custody document.
No duplication of this report is allowed, except in its entirety without written approval of the laboratory.

AMERICAN ENVIRONMENTAL TESTING LABORATORY
2834 North Naomi Street Burbank, CA 91504 • ELAP# 1541 & 2402 • LACSD# 10181
TEL (888) 288-AETL • (818) 845-8200 • www.aetlab.com
A KYZER LABS COMPANY

NV5	AETL Job Number:	BCA0049.01 Rev	Site:	Cabrillo ES
3777 Long Beach Boulevard, Annex Building	Project Number:	SMSD-20-9850		
Long Beach, CA 90807	Attention:	Jonathan Barkman		
	Project Name:	Cabrillo ES PCB	Reported:	01/18/2021 15:05

Analytical Results

Client ID: **B-85**
Lab ID: **BCA0049-32 (Solid)** **Sampled:** **01/08/21 13:30**

Analyte	Result	Qualifier	Dilution	MDL	RL	Units	Prepared Date/Time	Analyzed Date/Time	Batch	Analyst Initials	Prep. Method
PCBs											
Method: EPA 8082											
Aroclor-1016 (PCB-1016)	ND		10	1000	2500	ug/kg	01/11/21 11:42	01/11/21 22:25	B1A0165	ATS	3540C
Aroclor-1221 (PCB-1221)	ND		10	1000	2500	ug/kg	01/11/21 11:42	01/11/21 22:25	B1A0165	ATS	3540C
Aroclor-1232 (PCB-1232)	ND		10	1000	2500	ug/kg	01/11/21 11:42	01/11/21 22:25	B1A0165	ATS	3540C
Aroclor-1242 (PCB-1242)	ND		10	1000	2500	ug/kg	01/11/21 11:42	01/11/21 22:25	B1A0165	ATS	3540C
Aroclor-1248 (PCB-1248)	ND		10	1000	2500	ug/kg	01/11/21 11:42	01/11/21 22:25	B1A0165	ATS	3540C
Aroclor-1254 (PCB-1254)	**263000**		50	5000	12500	ug/kg	01/11/21 11:42	01/11/21 22:25	B1A0165	ATS	3540C
Aroclor-1260 (PCB-1260)	ND		10	1000	2500	ug/kg	01/11/21 11:42	01/11/21 22:25	B1A0165	ATS	3540C
Aroclor-1262 (PCB-1262)	ND		10	1000	2500	ug/kg	01/11/21 11:42	01/11/21 22:25	B1A0165	ATS	3540C
Aroclor-1268 (PCB-1268)	ND		10	1000	2500	ug/kg	01/11/21 11:42	01/11/21 22:25	B1A0165	ATS	3540C
	Recovery				Acceptance Criteria						
Surrogate: Decachlorobiphenyl	*83.1%*				*30-150*		01/11/21 11:42	*01/11/21 22:25*	B1A0165	*ATS*	3540C
Surrogate: Tetrachloro-m-xylene	*65.2%*				*30-150*		01/11/21 11:42	*01/11/21 22:25*	B1A0165	*ATS*	3540C

The contents of this report apply to the sample(s) analyzed in accordance with the chain of custody document.
No duplication of this report is allowed, except in its entirety without written approval of the laboratory.

AMERICAN ENVIRONMENTAL TESTING LABORATORY
2834 North Naomi Street Burbank, CA 91504 • ELAP# 1541 & 2402 • LACSD# 10181
TEL (888) 288-AETL • (818) 845-8200 • www.aetlab.com
A KYZER LABS COMPANY

NV5	AETL Job Number:	BCA0049.01 Rev	Site:	Cabrillo ES
3777 Long Beach Boulevard, Annex Building	Project Number:	SMSD-20-9850		
Long Beach, CA 90807	Attention:	Jonathan Barkman		
	Project Name:	Cabrillo ES PCB	Reported:	01/18/2021 15:05

Analytical Results

Client ID: **B-86**
Lab ID: **BCA0049-33 (Solid)** **Sampled:** **01/08/21 13:40**

Analyte	Result	Qualifier	Dilution	MDL	RL	Units	Prepared Date/Time	Analyzed Date/Time	Batch	Analyst Initials	Prep. Method
PCBs											
Method: EPA 8082											
Aroclor-1016 (PCB-1016)	ND		5	1000	2500	ug/kg	01/11/21 11:42	01/11/21 23:23	B1A0165	ATS	3540C
Aroclor-1221 (PCB-1221)	ND		5	1000	2500	ug/kg	01/11/21 11:42	01/11/21 23:23	B1A0165	ATS	3540C
Aroclor-1232 (PCB-1232)	ND		5	1000	2500	ug/kg	01/11/21 11:42	01/11/21 23:23	B1A0165	ATS	3540C
Aroclor-1242 (PCB-1242)	ND		5	1000	2500	ug/kg	01/11/21 11:42	01/11/21 23:23	B1A0165	ATS	3540C
Aroclor-1248 (PCB-1248)	ND		5	1000	2500	ug/kg	01/11/21 11:42	01/11/21 23:23	B1A0165	ATS	3540C
Aroclor-1254 (PCB-1254)	**923000**		50	10000	25000	ug/kg	01/11/21 11:42	01/11/21 23:23	B1A0165	ATS	3540C
Aroclor-1260 (PCB-1260)	ND		5	1000	2500	ug/kg	01/11/21 11:42	01/11/21 23:23	B1A0165	ATS	3540C
Aroclor-1262 (PCB-1262)	ND		5	1000	2500	ug/kg	01/11/21 11:42	01/11/21 23:23	B1A0165	ATS	3540C
Aroclor-1268 (PCB-1268)	ND		5	1000	2500	ug/kg	01/11/21 11:42	01/11/21 23:23	B1A0165	ATS	3540C
	Recovery				Acceptance Criteria						
Surrogate: Decachlorobiphenyl	*122%*				*30-150*		01/11/21 11:42	*01/11/21 23:23*	B1A0165	*ATS*	3540C
Surrogate: Tetrachloro-m-xylene	*68.8%*				*30-150*		01/11/21 11:42	*01/11/21 23:23*	B1A0165	*ATS*	3540C

The contents of this report apply to the sample(s) analyzed in accordance with the chain of custody document.
No duplication of this report is allowed, except in its entirety without written approval of the laboratory.

AMERICAN ENVIRONMENTAL TESTING LABORATORY
2834 North Naomi Street Burbank, CA 91504 • ELAP# 1541 & 2402 • LACSD# 10181
TEL (888) 288-AETL • (818) 845-8200 • www.aetlab.com
A KYZER LABS COMPANY

NV5	AETL Job Number:	BCA0049.01 Rev	Site:	Cabrillo ES
3777 Long Beach Boulevard, Annex Building	Project Number:	SMSD-20-9850		
Long Beach, CA 90807	Attention:	Jonathan Barkman		
	Project Name:	Cabrillo ES PCB	Reported:	01/18/2021 15:05

Analytical Results

Client ID: C-53
Lab ID: BCA0049-34 (Solid) **Sampled:** 01/08/21 13:50

PCBs

Method: EPA 8082

Analyte	Result	Qualifier	Dilution	MDL	RL	Units	Prepared Date/Time	Analyzed Date/Time	Batch	Analyst Initials	Prep. Method
Aroclor-1016 (PCB-1016)	ND		5	500	1250	ug/kg	01/11/21 11:42	01/11/21 23:42	B1A0165	ATS	3540C
Aroclor-1221 (PCB-1221)	ND		5	500	1250	ug/kg	01/11/21 11:42	01/11/21 23:42	B1A0165	ATS	3540C
Aroclor-1232 (PCB-1232)	ND		5	500	1250	ug/kg	01/11/21 11:42	01/11/21 23:42	B1A0165	ATS	3540C
Aroclor-1242 (PCB-1242)	ND		5	500	1250	ug/kg	01/11/21 11:42	01/11/21 23:42	B1A0165	ATS	3540C
Aroclor-1248 (PCB-1248)	ND		5	500	1250	ug/kg	01/11/21 11:42	01/11/21 23:42	B1A0165	ATS	3540C
Aroclor-1254 (PCB-1254)	ND		5	500	1250	ug/kg	01/11/21 11:42	01/11/21 23:42	B1A0165	ATS	3540C
Aroclor-1260 (PCB-1260)	ND		5	500	1250	ug/kg	01/11/21 11:42	01/11/21 23:42	B1A0165	ATS	3540C
Aroclor-1262 (PCB-1262)	ND		5	500	1250	ug/kg	01/11/21 11:42	01/11/21 23:42	B1A0165	ATS	3540C
Aroclor-1268 (PCB-1268)	ND		5	500	1250	ug/kg	01/11/21 11:42	01/11/21 23:42	B1A0165	ATS	3540C
	Recovery				Acceptance Criteria						
Surrogate: Decachlorobiphenyl	*101%*				*30-150*		01/11/21 11:42	*01/11/21 23:42*	B1A0165	*ATS*	3540C
Surrogate: Tetrachloro-m-xylene	*77.5%*				*30-150*		01/11/21 11:42	*01/11/21 23:42*	B1A0165	*ATS*	3540C

The contents of this report apply to the sample(s) analyzed in accordance with the chain of custody document.
No duplication of this report is allowed, except in its entirety without written approval of the laboratory.

AMERICAN ENVIRONMENTAL TESTING LABORATORY
2834 North Naomi Street Burbank, CA 91504 • ELAP# 1541 & 2402 • LACSD# 10181
TEL (888) 288-AETL • (818) 845-8200 • www.aetlab.com
A KYZER LABS COMPANY

NV5	AETL Job Number:	BCA0049.01 Rev	Site:	Cabrillo ES
3777 Long Beach Boulevard, Annex Building	Project Number:	SMSD-20-9850		
Long Beach, CA 90807	Attention:	Jonathan Barkman		
	Project Name:	Cabrillo ES PCB	Reported:	01/18/2021 15:05

Analytical Results

Client ID: C-54
Lab ID: BCA0049-35 (Solid) **Sampled:** 01/08/21 14:00

PCBs

Method: EPA 8082

Analyte	Result	Qualifier	Dilution	MDL	RL	Units	Prepared Date/Time	Analyzed Date/Time	Batch	Analyst Initials	Prep. Method
Aroclor-1016 (PCB-1016)	ND		5	500	1250	ug/kg	01/11/21 11:42	01/12/21 00:01	B1A0165	ATS	3540C
Aroclor-1221 (PCB-1221)	ND		5	500	1250	ug/kg	01/11/21 11:42	01/12/21 00:01	B1A0165	ATS	3540C
Aroclor-1232 (PCB-1232)	ND		5	500	1250	ug/kg	01/11/21 11:42	01/12/21 00:01	B1A0165	ATS	3540C
Aroclor-1242 (PCB-1242)	ND		5	500	1250	ug/kg	01/11/21 11:42	01/12/21 00:01	B1A0165	ATS	3540C
Aroclor-1248 (PCB-1248)	ND		5	500	1250	ug/kg	01/11/21 11:42	01/12/21 00:01	B1A0165	ATS	3540C
Aroclor-1254 (PCB-1254)	ND		5	500	1250	ug/kg	01/11/21 11:42	01/12/21 00:01	B1A0165	ATS	3540C
Aroclor-1260 (PCB-1260)	ND		5	500	1250	ug/kg	01/11/21 11:42	01/12/21 00:01	B1A0165	ATS	3540C
Aroclor-1262 (PCB-1262)	ND		5	500	1250	ug/kg	01/11/21 11:42	01/12/21 00:01	B1A0165	ATS	3540C
Aroclor-1268 (PCB-1268)	ND		5	500	1250	ug/kg	01/11/21 11:42	01/12/21 00:01	B1A0165	ATS	3540C
	Recovery				Acceptance Criteria						
Surrogate: Decachlorobiphenyl	*108%*				*30-150*		01/11/21 11:42	*01/12/21 00:01*	B1A0165	*ATS*	3540C
Surrogate: Tetrachloro-m-xylene	*86.7%*				*30-150*		01/11/21 11:42	*01/12/21 00:01*	B1A0165	*ATS*	3540C

The contents of this report apply to the sample(s) analyzed in accordance with the chain of custody document.
No duplication of this report is allowed, except in its entirety without written approval of the laboratory.

AMERICAN ENVIRONMENTAL TESTING LABORATORY
2834 North Naomi Street Burbank, CA 91504 • ELAP# 1541 & 2402 • LACSD# 10181
TEL (888) 288-AETL • (818) 845-8200 • www.aetlab.com
A KYZER LABS COMPANY

NV5	AETL Job Number:	BCA0049.01 Rev	Site:	Cabrillo ES
3777 Long Beach Boulevard, Annex Building	Project Number:	SMSD-20-9850		
Long Beach, CA 90807	Attention:	Jonathan Barkman		
	Project Name:	Cabrillo ES PCB	Reported:	01/18/2021 15:05

Analytical Results

Client ID: C-55
Lab ID: BCA0049-36 (Solid) **Sampled:** 01/08/21 14:10

PCBs

Method: EPA 8082

Analyte	Result	Qualifier	Dilution	MDL	RL	Units	Prepared Date/Time	Analyzed Date/Time	Batch	Analyst Initials	Prep. Method
Aroclor-1016 (PCB-1016)	ND		5	500	1250	ug/kg	01/11/21 11:42	01/12/21 00:21	B1A0165	ATS	3540C
Aroclor-1221 (PCB-1221)	ND		5	500	1250	ug/kg	01/11/21 11:42	01/12/21 00:21	B1A0165	ATS	3540C
Aroclor-1232 (PCB-1232)	ND		5	500	1250	ug/kg	01/11/21 11:42	01/12/21 00:21	B1A0165	ATS	3540C
Aroclor-1242 (PCB-1242)	ND		5	500	1250	ug/kg	01/11/21 11:42	01/12/21 00:21	B1A0165	ATS	3540C
Aroclor-1248 (PCB-1248)	ND		5	500	1250	ug/kg	01/11/21 11:42	01/12/21 00:21	B1A0165	ATS	3540C
Aroclor-1254 (PCB-1254)	ND		5	500	1250	ug/kg	01/11/21 11:42	01/12/21 00:21	B1A0165	ATS	3540C
Aroclor-1260 (PCB-1260)	ND		5	500	1250	ug/kg	01/11/21 11:42	01/12/21 00:21	B1A0165	ATS	3540C
Aroclor-1262 (PCB-1262)	ND		5	500	1250	ug/kg	01/11/21 11:42	01/12/21 00:21	B1A0165	ATS	3540C
Aroclor-1268 (PCB-1268)	ND		5	500	1250	ug/kg	01/11/21 11:42	01/12/21 00:21	B1A0165	ATS	3540C
	Recovery				Acceptance Criteria						
Surrogate: Decachlorobiphenyl	*96.8%*				*30-150*		01/11/21 11:42	*01/12/21 00:21*	B1A0165	*ATS*	3540C
Surrogate: Tetrachloro-m-xylene	*128%*				*30-150*		01/11/21 11:42	*01/12/21 00:21*	B1A0165	*ATS*	3540C

The contents of this report apply to the sample(s) analyzed in accordance with the chain of custody document.
No duplication of this report is allowed, except in its entirety without written approval of the laboratory.

AMERICAN ENVIRONMENTAL TESTING LABORATORY
2834 North Naomi Street Burbank, CA 91504 • ELAP# 1541 & 2402 • LACSD# 10181
TEL (888) 288-AETL • (818) 845-8200 • www.aetlab.com
A KYZER LABS COMPANY

NV5	AETL Job Number:	BCA0049.01 Rev	Site:	Cabrillo ES
3777 Long Beach Boulevard, Annex Building	Project Number:	SMSD-20-9850		
Long Beach, CA 90807	Attention:	Jonathan Barkman		
	Project Name:	Cabrillo ES PCB	Reported:	01/18/2021 15:05

Analytical Results

Client ID: C-56
Lab ID: BCA0049-37 (Solid) **Sampled:** 01/08/21 14:20

PCBs

Method: EPA 8082

Analyte	Result	Qualifier	Dilution	MDL	RL	Units	Prepared Date/Time	Analyzed Date/Time	Batch	Analyst Initials	Prep. Method
Aroclor-1016 (PCB-1016)	ND		5	500	1250	ug/kg	01/11/21 11:42	01/12/21 00:40	B1A0165	ATS	3540C
Aroclor-1221 (PCB-1221)	ND		5	500	1250	ug/kg	01/11/21 11:42	01/12/21 00:40	B1A0165	ATS	3540C
Aroclor-1232 (PCB-1232)	ND		5	500	1250	ug/kg	01/11/21 11:42	01/12/21 00:40	B1A0165	ATS	3540C
Aroclor-1242 (PCB-1242)	ND		5	500	1250	ug/kg	01/11/21 11:42	01/12/21 00:40	B1A0165	ATS	3540C
Aroclor-1248 (PCB-1248)	ND		5	500	1250	ug/kg	01/11/21 11:42	01/12/21 00:40	B1A0165	ATS	3540C
Aroclor-1254 (PCB-1254)	ND		5	500	1250	ug/kg	01/11/21 11:42	01/12/21 00:40	B1A0165	ATS	3540C
Aroclor-1260 (PCB-1260)	ND		5	500	1250	ug/kg	01/11/21 11:42	01/12/21 00:40	B1A0165	ATS	3540C
Aroclor-1262 (PCB-1262)	ND		5	500	1250	ug/kg	01/11/21 11:42	01/12/21 00:40	B1A0165	ATS	3540C
Aroclor-1268 (PCB-1268)	ND		5	500	1250	ug/kg	01/11/21 11:42	01/12/21 00:40	B1A0165	ATS	3540C
	Recovery				Acceptance Criteria						
Surrogate: Decachlorobiphenyl	*82.3%*				*30-150*		01/11/21 11:42	*01/12/21 00:40*	B1A0165	*ATS*	3540C
Surrogate: Tetrachloro-m-xylene	*142%*				*30-150*		01/11/21 11:42	*01/12/21 00:40*	B1A0165	*ATS*	3540C

The contents of this report apply to the sample(s) analyzed in accordance with the chain of custody document.
No duplication of this report is allowed, except in its entirety without written approval of the laboratory.

AMERICAN ENVIRONMENTAL TESTING LABORATORY
2834 North Naomi Street Burbank, CA 91504 • ELAP# 1541 & 2402 • LACSD# 10181
TEL (888) 288-AETL • (818) 845-8200 • www.aetlab.com
A KYZER LABS COMPANY

NV5	AETL Job Number:	BCA0049.01 Rev	Site:	Cabrillo ES
3777 Long Beach Boulevard, Annex Building	Project Number:	SMSD-20-9850		
Long Beach, CA 90807	Attention:	Jonathan Barkman		
	Project Name:	Cabrillo ES PCB	Reported:	01/18/2021 15:05

Analytical Results

Client ID: C-57
Lab ID: BCA0049-38 (Solid) **Sampled:** 01/08/21 14:30

PCBs

Method: EPA 8082

Analyte	Result	Qualifier	Dilution	MDL	RL	Units	Prepared Date/Time	Analyzed Date/Time	Batch	Analyst Initials	Prep. Method
Aroclor-1016 (PCB-1016)	ND		5	1000	2500	ug/kg	01/11/21 11:42	01/12/21 00:59	B1A0165	ATS	3540C
Aroclor-1221 (PCB-1221)	ND		5	1000	2500	ug/kg	01/11/21 11:42	01/12/21 00:59	B1A0165	ATS	3540C
Aroclor-1232 (PCB-1232)	ND		5	1000	2500	ug/kg	01/11/21 11:42	01/12/21 00:59	B1A0165	ATS	3540C
Aroclor-1242 (PCB-1242)	ND		5	1000	2500	ug/kg	01/11/21 11:42	01/12/21 00:59	B1A0165	ATS	3540C
Aroclor-1248 (PCB-1248)	ND		5	1000	2500	ug/kg	01/11/21 11:42	01/12/21 00:59	B1A0165	ATS	3540C
Aroclor-1254 (PCB-1254)	ND		5	1000	2500	ug/kg	01/11/21 11:42	01/12/21 00:59	B1A0165	ATS	3540C
Aroclor-1260 (PCB-1260)	ND		5	1000	2500	ug/kg	01/11/21 11:42	01/12/21 00:59	B1A0165	ATS	3540C
Aroclor-1262 (PCB-1262)	ND		5	1000	2500	ug/kg	01/11/21 11:42	01/12/21 00:59	B1A0165	ATS	3540C
Aroclor-1268 (PCB-1268)	ND		5	1000	2500	ug/kg	01/11/21 11:42	01/12/21 00:59	B1A0165	ATS	3540C
	Recovery				Acceptance Criteria						
Surrogate: Decachlorobiphenyl	*95.1%*				*30-150*		01/11/21 11:42	*01/12/21 00:59*	B1A0165	*ATS*	3540C
Surrogate: Tetrachloro-m-xylene	*142%*				*30-150*		01/11/21 11:42	*01/12/21 00:59*	B1A0165	*ATS*	3540C

The contents of this report apply to the sample(s) analyzed in accordance with the chain of custody document.
No duplication of this report is allowed, except in its entirety without written approval of the laboratory.

AMERICAN ENVIRONMENTAL TESTING LABORATORY
2834 North Naomi Street Burbank, CA 91504 • ELAP# 1541 & 2402 • LACSD# 10181
TEL (888) 288-AETL • (818) 845-8200 • www.aetlab.com
A KYZER LABS COMPANY

NV5	AETL Job Number:	BCA0049.01 Rev	Site:	Cabrillo ES	
3777 Long Beach Boulevard, Annex Building	Project Number:	SMSD-20-9850			
Long Beach, CA 90807	Attention:	Jonathan Barkman			
	Project Name:	Cabrillo ES PCB	Reported:	01/18/2021 15:05	

Analytical Results

Client ID: C-58
Lab ID: BCA0049-39 (Solid) **Sampled:** 01/08/21 14:40

PCBs

Method: EPA 8082

Analyte	Result	Qualifier	Dilution	MDL	RL	Units	Prepared Date/Time	Analyzed Date/Time	Batch	Analyst Initials	Prep. Method
Aroclor-1016 (PCB-1016)	ND		5	500	1250	ug/kg	01/11/21 11:42	01/12/21 01:19	B1A0165	ATS	3540C
Aroclor-1221 (PCB-1221)	ND		5	500	1250	ug/kg	01/11/21 11:42	01/12/21 01:19	B1A0165	ATS	3540C
Aroclor-1232 (PCB-1232)	ND		5	500	1250	ug/kg	01/11/21 11:42	01/12/21 01:19	B1A0165	ATS	3540C
Aroclor-1242 (PCB-1242)	ND		5	500	1250	ug/kg	01/11/21 11:42	01/12/21 01:19	B1A0165	ATS	3540C
Aroclor-1248 (PCB-1248)	ND		5	500	1250	ug/kg	01/11/21 11:42	01/12/21 01:19	B1A0165	ATS	3540C
Aroclor-1254 (PCB-1254)	ND		5	500	1250	ug/kg	01/11/21 11:42	01/12/21 01:19	B1A0165	ATS	3540C
Aroclor-1260 (PCB-1260)	ND		5	500	1250	ug/kg	01/11/21 11:42	01/12/21 01:19	B1A0165	ATS	3540C
Aroclor-1262 (PCB-1262)	ND		5	500	1250	ug/kg	01/11/21 11:42	01/12/21 01:19	B1A0165	ATS	3540C
Aroclor-1268 (PCB-1268)	ND		5	500	1250	ug/kg	01/11/21 11:42	01/12/21 01:19	B1A0165	ATS	3540C
	Recovery				Acceptance Criteria						
Surrogate: Decachlorobiphenyl	*92.0%*				*30-150*		01/11/21 11:42	*01/12/21 01:19*	B1A0165	*ATS*	3540C
Surrogate: Tetrachloro-m-xylene	*82.0%*				*30-150*		01/11/21 11:42	*01/12/21 01:19*	B1A0165	*ATS*	3540C

The contents of this report apply to the sample(s) analyzed in accordance with the chain of custody document.
No duplication of this report is allowed, except in its entirety without written approval of the laboratory.

AMERICAN ENVIRONMENTAL TESTING LABORATORY
2834 North Naomi Street Burbank, CA 91504 • ELAP# 1541 & 2402 • LACSD# 10181
TEL (888) 288-AETL • (818) 845-8200 • www.aetlab.com
A KYZER LABS COMPANY

NV5	AETL Job Number:	BCA0049.01 Rev	Site:	Cabrillo ES
3777 Long Beach Boulevard, Annex Building	Project Number:	SMSD-20-9850		
Long Beach, CA 90807	Attention:	Jonathan Barkman		
	Project Name:	Cabrillo ES PCB	Reported:	01/18/2021 15:05

Analytical Results

Client ID: D-49
Lab ID: BCA0049-40 (Solid) **Sampled:** 01/08/21 14:50

PCBs

Method: EPA 8082

Analyte	Result	Qualifier	Dilution	MDL	RL	Units	Prepared Date/Time	Analyzed Date/Time	Batch	Analyst Initials	Prep. Method
Aroclor-1016 (PCB-1016)	ND		5	500	1250	ug/kg	01/11/21 11:42	01/12/21 01:38	B1A0165	ATS	3540C
Aroclor-1221 (PCB-1221)	ND		5	500	1250	ug/kg	01/11/21 11:42	01/12/21 01:38	B1A0165	ATS	3540C
Aroclor-1232 (PCB-1232)	ND		5	500	1250	ug/kg	01/11/21 11:42	01/12/21 01:38	B1A0165	ATS	3540C
Aroclor-1242 (PCB-1242)	ND		5	500	1250	ug/kg	01/11/21 11:42	01/12/21 01:38	B1A0165	ATS	3540C
Aroclor-1248 (PCB-1248)	ND		5	500	1250	ug/kg	01/11/21 11:42	01/12/21 01:38	B1A0165	ATS	3540C
Aroclor-1254 (PCB-1254)	ND		5	500	1250	ug/kg	01/11/21 11:42	01/12/21 01:38	B1A0165	ATS	3540C
Aroclor-1260 (PCB-1260)	ND		5	500	1250	ug/kg	01/11/21 11:42	01/12/21 01:38	B1A0165	ATS	3540C
Aroclor-1262 (PCB-1262)	ND		5	500	1250	ug/kg	01/11/21 11:42	01/12/21 01:38	B1A0165	ATS	3540C
Aroclor-1268 (PCB-1268)	ND		5	500	1250	ug/kg	01/11/21 11:42	01/12/21 01:38	B1A0165	ATS	3540C
	Recovery				Acceptance Criteria						
Surrogate: Decachlorobiphenyl	*77.0%*				*30-150*		01/11/21 11:42	*01/12/21 01:38*	B1A0165	*ATS*	3540C
Surrogate: Tetrachloro-m-xylene	*77.3%*				*30-150*		01/11/21 11:42	*01/12/21 01:38*	B1A0165	*ATS*	3540C

The contents of this report apply to the sample(s) analyzed in accordance with the chain of custody document.
No duplication of this report is allowed, except in its entirety without written approval of the laboratory.

AMERICAN ENVIRONMENTAL TESTING LABORATORY
2834 North Naomi Street Burbank, CA 91504 • ELAP# 1541 & 2402 • LACSD# 10181
TEL (888) 288-AETL • (818) 845-8200 • www.aetlab.com
A KYZER LABS COMPANY

NV5	AETL Job Number:	BCA0049.01 Rev	Site:	Cabrillo ES
3777 Long Beach Boulevard, Annex Building	Project Number:	SMSD-20-9850		
Long Beach, CA 90807	Attention:	Jonathan Barkman		
	Project Name:	Cabrillo ES PCB	Reported:	01/18/2021 15:05

Analytical Results

Client ID: D-50
Lab ID: BCA0049-41 (Solid) **Sampled:** 01/08/21 15:00

PCBs

Method: EPA 8082

Analyte	Result	Qualifier	Dilution	MDL	RL	Units	Prepared Date/Time	Analyzed Date/Time	Batch	Analyst Initials	Prep. Method
Aroclor-1016 (PCB-1016)	ND		5	500	1250	ug/kg	01/11/21 11:42	01/12/21 02:17	B1A0165	ATS	3540C
Aroclor-1221 (PCB-1221)	ND		5	500	1250	ug/kg	01/11/21 11:42	01/12/21 02:17	B1A0165	ATS	3540C
Aroclor-1232 (PCB-1232)	ND		5	500	1250	ug/kg	01/11/21 11:42	01/12/21 02:17	B1A0165	ATS	3540C
Aroclor-1242 (PCB-1242)	ND		5	500	1250	ug/kg	01/11/21 11:42	01/12/21 02:17	B1A0165	ATS	3540C
Aroclor-1248 (PCB-1248)	ND		5	500	1250	ug/kg	01/11/21 11:42	01/12/21 02:17	B1A0165	ATS	3540C
Aroclor-1254 (PCB-1254)	ND		5	500	1250	ug/kg	01/11/21 11:42	01/12/21 02:17	B1A0165	ATS	3540C
Aroclor-1260 (PCB-1260)	ND		5	500	1250	ug/kg	01/11/21 11:42	01/12/21 02:17	B1A0165	ATS	3540C
Aroclor-1262 (PCB-1262)	ND		5	500	1250	ug/kg	01/11/21 11:42	01/12/21 02:17	B1A0165	ATS	3540C
Aroclor-1268 (PCB-1268)	ND		5	500	1250	ug/kg	01/11/21 11:42	01/12/21 02:17	B1A0165	ATS	3540C
	Recovery				Acceptance Criteria						
Surrogate: Decachlorobiphenyl	*99.2%*				*30-150*		01/11/21 11:42	*01/12/21 02:17*	B1A0165	*ATS*	3540C
Surrogate: Tetrachloro-m-xylene	*87.8%*				*30-150*		01/11/21 11:42	*01/12/21 02:17*	B1A0165	*ATS*	3540C

The contents of this report apply to the sample(s) analyzed in accordance with the chain of custody document.
No duplication of this report is allowed, except in its entirety without written approval of the laboratory.

AMERICAN ENVIRONMENTAL TESTING LABORATORY
2834 North Naomi Street Burbank, CA 91504 • ELAP# 1541 & 2402 • LACSD# 10181
TEL (888) 288-AETL • (818) 845-8200 • www.aetlab.com
A KYZER LABS COMPANY

NV5	AETL Job Number:	BCA0049.01 Rev	Site:	Cabrillo ES
3777 Long Beach Boulevard, Annex Building	Project Number:	SMSD-20-9850		
Long Beach, CA 90807	Attention:	Jonathan Barkman		
	Project Name:	Cabrillo ES PCB	Reported:	01/18/2021 15:05

Analytical Results

Client ID: D-51
Lab ID: BCA0049-42 (Solid) **Sampled:** 01/08/21 15:10

PCBs

Method: EPA 8082

Analyte	Result	Qualifier	Dilution	MDL	RL	Units	Prepared Date/Time	Analyzed Date/Time	Batch	Analyst Initials	Prep. Method
Aroclor-1016 (PCB-1016)	ND		5	500	1250	ug/kg	01/11/21 11:42	01/12/21 02:36	B1A0165	ATS	3540C
Aroclor-1221 (PCB-1221)	ND		5	500	1250	ug/kg	01/11/21 11:42	01/12/21 02:36	B1A0165	ATS	3540C
Aroclor-1232 (PCB-1232)	ND		5	500	1250	ug/kg	01/11/21 11:42	01/12/21 02:36	B1A0165	ATS	3540C
Aroclor-1242 (PCB-1242)	ND		5	500	1250	ug/kg	01/11/21 11:42	01/12/21 02:36	B1A0165	ATS	3540C
Aroclor-1248 (PCB-1248)	ND		5	500	1250	ug/kg	01/11/21 11:42	01/12/21 02:36	B1A0165	ATS	3540C
Aroclor-1254 (PCB-1254)	ND		5	500	1250	ug/kg	01/11/21 11:42	01/12/21 02:36	B1A0165	ATS	3540C
Aroclor-1260 (PCB-1260)	ND		5	500	1250	ug/kg	01/11/21 11:42	01/12/21 02:36	B1A0165	ATS	3540C
Aroclor-1262 (PCB-1262)	ND		5	500	1250	ug/kg	01/11/21 11:42	01/12/21 02:36	B1A0165	ATS	3540C
Aroclor-1268 (PCB-1268)	ND		5	500	1250	ug/kg	01/11/21 11:42	01/12/21 02:36	B1A0165	ATS	3540C
	Recovery				Acceptance Criteria						
Surrogate: Decachlorobiphenyl	*100%*				*30-150*		01/11/21 11:42	*01/12/21 02:36*	B1A0165	*ATS*	3540C
Surrogate: Tetrachloro-m-xylene	*88.0%*				*30-150*		01/11/21 11:42	*01/12/21 02:36*	B1A0165	*ATS*	3540C

The contents of this report apply to the sample(s) analyzed in accordance with the chain of custody document.
No duplication of this report is allowed, except in its entirety without written approval of the laboratory.

AMERICAN ENVIRONMENTAL TESTING LABORATORY
2834 North Naomi Street Burbank, CA 91504 • ELAP# 1541 & 2402 • LACSD# 10181
TEL (888) 288-AETL • (818) 845-8200 • www.aetlab.com
A KYZER LABS COMPANY

NV5	AETL Job Number:	BCA0049.01 Rev	Site:	Cabrillo ES
3777 Long Beach Boulevard, Annex Building	Project Number:	SMSD-20-9850		
Long Beach, CA 90807	Attention:	Jonathan Barkman		
	Project Name:	Cabrillo ES PCB	Reported:	01/18/2021 15:05

Analytical Results

Client ID: D-52
Lab ID: BCA0049-43 (Solid) **Sampled:** 01/08/21 15:20

PCBs

Method: EPA 8082

Analyte	Result	Qualifier	Dilution	MDL	RL	Units	Prepared Date/Time	Analyzed Date/Time	Batch	Analyst Initials	Prep. Method
Aroclor-1016 (PCB-1016)	ND		5	1000	2500	ug/kg	01/11/21 11:42	01/12/21 02:55	B1A0165	ATS	3540C
Aroclor-1221 (PCB-1221)	ND		5	1000	2500	ug/kg	01/11/21 11:42	01/12/21 02:55	B1A0165	ATS	3540C
Aroclor-1232 (PCB-1232)	ND		5	1000	2500	ug/kg	01/11/21 11:42	01/12/21 02:55	B1A0165	ATS	3540C
Aroclor-1242 (PCB-1242)	ND		5	1000	2500	ug/kg	01/11/21 11:42	01/12/21 02:55	B1A0165	ATS	3540C
Aroclor-1248 (PCB-1248)	ND		5	1000	2500	ug/kg	01/11/21 11:42	01/12/21 02:55	B1A0165	ATS	3540C
Aroclor-1254 (PCB-1254)	ND		5	1000	2500	ug/kg	01/11/21 11:42	01/12/21 02:55	B1A0165	ATS	3540C
Aroclor-1260 (PCB-1260)	ND		5	1000	2500	ug/kg	01/11/21 11:42	01/12/21 02:55	B1A0165	ATS	3540C
Aroclor-1262 (PCB-1262)	ND		5	1000	2500	ug/kg	01/11/21 11:42	01/12/21 02:55	B1A0165	ATS	3540C
Aroclor-1268 (PCB-1268)	ND		5	1000	2500	ug/kg	01/11/21 11:42	01/12/21 02:55	B1A0165	ATS	3540C
	Recovery				Acceptance Criteria						
Surrogate: Decachlorobiphenyl	*72.4%*				*30-150*		01/11/21 11:42	*01/12/21 02:55*	B1A0165	*ATS*	3540C
Surrogate: Tetrachloro-m-xylene	*64.8%*				*30-150*		01/11/21 11:42	*01/12/21 02:55*	B1A0165	*ATS*	3540C

The contents of this report apply to the sample(s) analyzed in accordance with the chain of custody document.
No duplication of this report is allowed, except in its entirety without written approval of the laboratory.

AMERICAN ENVIRONMENTAL TESTING LABORATORY
2834 North Naomi Street Burbank, CA 91504 • ELAP# 1541 & 2402 • LACSD# 10181
TEL (888) 288-AETL • (818) 845-8200 • www.aetlab.com
A KYZER LABS COMPANY

NV5	AETL Job Number:	BCA0049.01 Rev	Site:	Cabrillo ES
3777 Long Beach Boulevard, Annex Building	Project Number:	SMSD-20-9850		
Long Beach, CA 90807	Attention:	Jonathan Barkman		
	Project Name:	Cabrillo ES PCB	Reported:	01/18/2021 15:05

Analytical Results

Client ID: D-53
Lab ID: BCA0049-44 (Solid) **Sampled:** 01/08/21 15:30

PCBs

Method: EPA 8082

Analyte	Result	Qualifier	Dilution	MDL	RL	Units	Prepared Date/Time	Analyzed Date/Time	Batch	Analyst Initials	Prep. Method
Aroclor-1016 (PCB-1016)	ND		10	1000	2500	ug/kg	01/11/21 11:42	01/12/21 03:14	B1A0165	ATS	3540C
Aroclor-1221 (PCB-1221)	ND		10	1000	2500	ug/kg	01/11/21 11:42	01/12/21 03:14	B1A0165	ATS	3540C
Aroclor-1232 (PCB-1232)	ND		10	1000	2500	ug/kg	01/11/21 11:42	01/12/21 03:14	B1A0165	ATS	3540C
Aroclor-1242 (PCB-1242)	ND		10	1000	2500	ug/kg	01/11/21 11:42	01/12/21 03:14	B1A0165	ATS	3540C
Aroclor-1248 (PCB-1248)	ND		10	1000	2500	ug/kg	01/11/21 11:42	01/12/21 03:14	B1A0165	ATS	3540C
Aroclor-1254 (PCB-1254)	ND		10	1000	2500	ug/kg	01/11/21 11:42	01/12/21 03:14	B1A0165	ATS	3540C
Aroclor-1260 (PCB-1260)	ND		10	1000	2500	ug/kg	01/11/21 11:42	01/12/21 03:14	B1A0165	ATS	3540C
Aroclor-1262 (PCB-1262)	ND		10	1000	2500	ug/kg	01/11/21 11:42	01/12/21 03:14	B1A0165	ATS	3540C
Aroclor-1268 (PCB-1268)	ND		10	1000	2500	ug/kg	01/11/21 11:42	01/12/21 03:14	B1A0165	ATS	3540C
	Recovery				Acceptance Criteria						
Surrogate: Decachlorobiphenyl	*110%*				*30-150*		01/11/21 11:42	*01/12/21 03:14*	B1A0165	*ATS*	3540C
Surrogate: Tetrachloro-m-xylene	*70.7%*				*30-150*		01/11/21 11:42	*01/12/21 03:14*	B1A0165	*ATS*	3540C

The contents of this report apply to the sample(s) analyzed in accordance with the chain of custody document.
No duplication of this report is allowed, except in its entirety without written approval of the laboratory.

AMERICAN ENVIRONMENTAL TESTING LABORATORY
2834 North Naomi Street Burbank, CA 91504 • ELAP# 1541 & 2402 • LACSD# 10181
TEL (888) 288-AETL • (818) 845-8200 • www.aetlab.com
A KYZER LABS COMPANY

NV5	AETL Job Number:	BCA0049.01 Rev	Site:	Cabrillo ES	
3777 Long Beach Boulevard, Annex Building	Project Number:	SMSD-20-9850			
Long Beach, CA 90807	Attention:	Jonathan Barkman			
	Project Name:	Cabrillo ES PCB	Reported:	01/18/2021 15:05	

Analytical Results

Client ID: D-54
Lab ID: BCA0049-45 (Solid) **Sampled:** 01/08/21 15:40

PCBs

Method: EPA 8082

Analyte	Result	Qualifier	Dilution	MDL	RL	Units	Prepared Date/Time	Analyzed Date/Time	Batch	Analyst Initials	Prep. Method
Aroclor-1016 (PCB-1016)	ND		5	500	1250	ug/kg	01/11/21 11:42	01/12/21 03:34	B1A0165	ATS	3540C
Aroclor-1221 (PCB-1221)	ND		5	500	1250	ug/kg	01/11/21 11:42	01/12/21 03:34	B1A0165	ATS	3540C
Aroclor-1232 (PCB-1232)	ND		5	500	1250	ug/kg	01/11/21 11:42	01/12/21 03:34	B1A0165	ATS	3540C
Aroclor-1242 (PCB-1242)	ND		5	500	1250	ug/kg	01/11/21 11:42	01/12/21 03:34	B1A0165	ATS	3540C
Aroclor-1248 (PCB-1248)	ND		5	500	1250	ug/kg	01/11/21 11:42	01/12/21 03:34	B1A0165	ATS	3540C
Aroclor-1254 (PCB-1254)	ND		5	500	1250	ug/kg	01/11/21 11:42	01/12/21 03:34	B1A0165	ATS	3540C
Aroclor-1260 (PCB-1260)	ND		5	500	1250	ug/kg	01/11/21 11:42	01/12/21 03:34	B1A0165	ATS	3540C
Aroclor-1262 (PCB-1262)	ND		5	500	1250	ug/kg	01/11/21 11:42	01/12/21 03:34	B1A0165	ATS	3540C
Aroclor-1268 (PCB-1268)	ND		5	500	1250	ug/kg	01/11/21 11:42	01/12/21 03:34	B1A0165	ATS	3540C
	Recovery				Acceptance Criteria						
Surrogate: Decachlorobiphenyl	*77.3%*				*30-150*		01/11/21 11:42	*01/12/21 03:34*	B1A0165	*ATS*	3540C
Surrogate: Tetrachloro-m-xylene	*77.4%*				*30-150*		01/11/21 11:42	*01/12/21 03:34*	B1A0165	*ATS*	3540C

The contents of this report apply to the sample(s) analyzed in accordance with the chain of custody document.
No duplication of this report is allowed, except in its entirety without written approval of the laboratory.

AMERICAN ENVIRONMENTAL TESTING LABORATORY
2834 North Naomi Street Burbank, CA 91504 • ELAP# 1541 & 2402 • LACSD# 10181
TEL (888) 288-AETL • (818) 845-8200 • www.aetlab.com
A KYZER LABS COMPANY

NV5	AETL Job Number:	BCA0049.01 Rev	Site:	Cabrillo ES
3777 Long Beach Boulevard, Annex Building	Project Number:	SMSD-20-9850		
Long Beach, CA 90807	Attention:	Jonathan Barkman		
	Project Name:	Cabrillo ES PCB	Reported:	01/18/2021 15:05

Quality Control Results

PCBs (EPA 8082)

Analyte	Result	MDL	RL	Units	Spike Level	Source Result	%REC	%REC Limits	RPD	RPD Limit	Qualifier
Batch: B1A0164 - 3540C					**Prepared: 01/11/2021 08:00**						
Method Blank (B1A0164-BLK1)					**Analyzed: 01/11/2021 13:06**						
Aroclor-1016 (PCB-1016)	ND	20.0	50.0	ug/kg							
Aroclor-1221 (PCB-1221)	ND	20.0	50.0	ug/kg							
Aroclor-1232 (PCB-1232)	ND	20.0	50.0	ug/kg							
Aroclor-1242 (PCB-1242)	ND	20.0	50.0	ug/kg							
Aroclor-1248 (PCB-1248)	ND	20.0	50.0	ug/kg							
Aroclor-1254 (PCB-1254)	ND	20.0	50.0	ug/kg							
Aroclor-1260 (PCB-1260)	ND	20.0	50.0	ug/kg							
Aroclor-1262 (PCB-1262)	ND	20.0	50.0	ug/kg							
Aroclor-1268 (PCB-1268)	ND	20.0	50.0	ug/kg							
Surrogate: Decachlorobiphenyl	*17.5*			*ug/kg*	*25.0*		*69.9*	*30-150*			
Surrogate: Tetrachloro-m-xylene	*22.5*			*ug/kg*	*25.0*		*90.1*	*30-150*			

The contents of this report apply to the sample(s) analyzed in accordance with the chain of custody document.
No duplication of this report is allowed, except in its entirety without written approval of the laboratory.

AMERICAN ENVIRONMENTAL TESTING LABORATORY
2834 North Naomi Street Burbank, CA 91504 • ELAP# 1541 & 2402 • LACSD# 10181
TEL (888) 288-AETL • (818) 845-8200 • www.aetlab.com
A KYZER LABS COMPANY

NV5	AETL Job Number:	BCA0049.01 Rev	Site:	Cabrillo ES
3777 Long Beach Boulevard, Annex Building	Project Number:	SMSD-20-9850		
Long Beach, CA 90807	Attention:	Jonathan Barkman		
	Project Name:	Cabrillo ES PCB	Reported:	01/18/2021 15:05

Quality Control Results

PCBs (EPA 8082)

Analyte	Result	MDL	RL	Units	Spike Level	Source Result	%REC	%REC Limits	RPD	RPD Limit	Qualifier
Batch: B1A0164 - 3540C (Continued)					**Prepared: 01/11/2021 08:00**						
LCS (B1A0164-BS1)					**Analyzed: 01/11/2021 12:27**						
Aroclor-1016 (PCB-1016)	478	20.0	50.0	ug/kg	500		95.7	50-150			
Aroclor-1260 (PCB-1260)	469	20.0	50.0	ug/kg	500		93.7	50-150			
Surrogate: Decachlorobiphenyl	*19.4*			*ug/kg*	*25.0*		*77.5*	*30-150*			
Surrogate: Tetrachloro-m-xylene	*22.5*			*ug/kg*	*25.0*		*90.0*	*30-150*			
LCSD (B1A0164-BSD1)					**Analyzed: 01/11/2021 12:46**						
Aroclor-1016 (PCB-1016)	450	20.0	50.0	ug/kg	500		90.0	50-150	6.11	40	
Aroclor-1260 (PCB-1260)	459	20.0	50.0	ug/kg	500		91.8	50-150	2.11	40	
Surrogate: Decachlorobiphenyl	*17.7*			*ug/kg*	*25.0*		*70.7*	*30-150*			
Surrogate: Tetrachloro-m-xylene	*20.2*			*ug/kg*	*25.0*		*80.7*	*30-150*			
Batch: B1A0165 - 3540C					**Prepared: 01/11/2021 11:42**						
Method Blank (B1A0165-BLK1)					**Analyzed: 01/11/2021 21:08**						
Aroclor-1016 (PCB-1016)	ND	20.0	50.0	ug/kg							
Aroclor-1221 (PCB-1221)	ND	20.0	50.0	ug/kg							
Aroclor-1232 (PCB-1232)	ND	20.0	50.0	ug/kg							
Aroclor-1242 (PCB-1242)	ND	20.0	50.0	ug/kg							
Aroclor-1248 (PCB-1248)	ND	20.0	50.0	ug/kg							
Aroclor-1254 (PCB-1254)	ND	20.0	50.0	ug/kg							
Aroclor-1260 (PCB-1260)	ND	20.0	50.0	ug/kg							
Aroclor-1262 (PCB-1262)	ND	20.0	50.0	ug/kg							
Aroclor-1268 (PCB-1268)	ND	20.0	50.0	ug/kg							
Surrogate: Decachlorobiphenyl	*19.3*			*ug/kg*	*25.0*		*77.4*	*30-150*			
Surrogate: Tetrachloro-m-xylene	*22.4*			*ug/kg*	*25.0*		*89.6*	*30-150*			

The contents of this report apply to the sample(s) analyzed in accordance with the chain of custody document.
No duplication of this report is allowed, except in its entirety without written approval of the laboratory.

AMERICAN ENVIRONMENTAL TESTING LABORATORY
2834 North Naomi Street Burbank, CA 91504 • ELAP# 1541 & 2402 • LACSD# 10181
TEL (888) 288-AETL • (818) 845-8200 • www.aetlab.com
A KYZER LABS COMPANY

NV5	AETL Job Number:	BCA0049.01 Rev	Site:	Cabrillo ES
3777 Long Beach Boulevard, Annex Building	Project Number:	SMSD-20-9850		
Long Beach, CA 90807	Attention:	Jonathan Barkman		
	Project Name:	Cabrillo ES PCB	Reported:	01/18/2021 15:05

Quality Control Results

PCBs (EPA 8082)

Analyte	Result	MDL	RL	Units	Spike Level	Source Result	%REC	%REC Limits	RPD	RPD Limit	Qualifier
Batch: B1A0165 - 3540C (Continued)					**Prepared: 01/11/2021 11:42**						
LCS (B1A0165-BS1)					**Analyzed: 01/11/2021 20:29**						
Aroclor-1016 (PCB-1016)	486	20.0	50.0	ug/kg	500		97.2	50-150			
Aroclor-1260 (PCB-1260)	469	20.0	50.0	ug/kg	500		93.7	50-150			
Surrogate: Decachlorobiphenyl	*20.1*			*ug/kg*	*25.0*		*80.3*	*30-150*			
Surrogate: Tetrachloro-m-xylene	*21.5*			*ug/kg*	*25.0*		*85.9*	*30-150*			
LCSD (B1A0165-BSD1)					**Analyzed: 01/11/2021 20:49**						
Aroclor-1016 (PCB-1016)	465	20.0	50.0	ug/kg	500		93.0	50-150	4.39	40	
Aroclor-1260 (PCB-1260)	477	20.0	50.0	ug/kg	500		95.4	50-150	1.74	40	
Surrogate: Decachlorobiphenyl	*18.9*			*ug/kg*	*25.0*		*75.4*	*30-150*			
Surrogate: Tetrachloro-m-xylene	*23.1*			*ug/kg*	*25.0*		*92.5*	*30-150*			
Batch: B1A0237 - 3540C					**Prepared: 01/14/2021 08:00**						
Method Blank (B1A0237-BLK1)					**Analyzed: 01/14/2021 12:40**						
Aroclor-1016 (PCB-1016)	ND	20.0	50.0	ug/kg							
Aroclor-1221 (PCB-1221)	ND	20.0	50.0	ug/kg							
Aroclor-1232 (PCB-1232)	ND	20.0	50.0	ug/kg							
Aroclor-1242 (PCB-1242)	ND	20.0	50.0	ug/kg							
Aroclor-1248 (PCB-1248)	ND	20.0	50.0	ug/kg							
Aroclor-1254 (PCB-1254)	ND	20.0	50.0	ug/kg							
Aroclor-1260 (PCB-1260)	ND	20.0	50.0	ug/kg							
Aroclor-1262 (PCB-1262)	ND	20.0	50.0	ug/kg							
Aroclor-1268 (PCB-1268)	ND	20.0	50.0	ug/kg							
Surrogate: Decachlorobiphenyl	*26.7*			*ug/kg*	*25.0*		*107*	*30-150*			
Surrogate: Tetrachloro-m-xylene	*22.1*			*ug/kg*	*25.0*		*88.3*	*30-150*			

The contents of this report apply to the sample(s) analyzed in accordance with the chain of custody document.
No duplication of this report is allowed, except in its entirety without written approval of the laboratory.

AMERICAN ENVIRONMENTAL TESTING LABORATORY
2834 North Naomi Street Burbank, CA 91504 • ELAP# 1541 & 2402 • LACSD# 10181
TEL (888) 288-AETL • (818) 845-8200 • www.aetlab.com
A KYZER LABS COMPANY

NV5	AETL Job Number:	BCA0049.01 Rev	Site:	Cabrillo ES
3777 Long Beach Boulevard, Annex Building	Project Number:	SMSD-20-9850		
Long Beach, CA 90807	Attention:	Jonathan Barkman		
	Project Name:	Cabrillo ES PCB	Reported:	01/18/2021 15:05

Quality Control Results

PCBs (EPA 8082)

Analyte	Result	MDL	RL	Units	Spike Level	Source Result	%REC	%REC Limits	RPD	RPD Limit	Qualifier
Batch: B1A0237 - 3540C (Continued)					**Prepared: 01/14/2021 08:00**						
LCS (B1A0237-BS1)					**Analyzed: 01/14/2021 12:01**						
Aroclor-1016 (PCB-1016)	606	20.0	50.0	ug/kg	500		121	50-150			
Aroclor-1260 (PCB-1260)	667	20.0	50.0	ug/kg	500		133	50-150			
Surrogate: Decachlorobiphenyl	*22.0*			*ug/kg*	*25.0*		*88.1*	*30-150*			
Surrogate: Tetrachloro-m-xylene	*21.6*			*ug/kg*	*25.0*		*86.5*	*30-150*			
LCSD (B1A0237-BSD1)					**Analyzed: 01/14/2021 12:20**						
Aroclor-1016 (PCB-1016)	623	20.0	50.0	ug/kg	500		125	50-150	2.77	40	
Aroclor-1260 (PCB-1260)	674	20.0	50.0	ug/kg	500		135	50-150	1.08	40	
Surrogate: Decachlorobiphenyl	*22.3*			*ug/kg*	*25.0*		*89.2*	*30-150*			
Surrogate: Tetrachloro-m-xylene	*20.8*			*ug/kg*	*25.0*		*83.2*	*30-150*			

The contents of this report apply to the sample(s) analyzed in accordance with the chain of custody document.
No duplication of this report is allowed, except in its entirety without written approval of the laboratory.

AMERICAN ENVIRONMENTAL TESTING LABORATORY
2834 North Naomi Street Burbank, CA 91504 • ELAP# 1541 & 2402 • LACSD# 10181
TEL (888) 288-AETL • (818) 845-8200 • www.aetlab.com
A KYZER LABS COMPANY

NV5	AETL Job Number:	BCA0049.01 Rev	Site:	Cabrillo ES
3777 Long Beach Boulevard, Annex Building	Project Number:	SMSD-20-9850		
Long Beach, CA 90807	Attention:	Jonathan Barkman		
	Project Name:	Cabrillo ES PCB	Reported:	01/18/2021 15:05

Qualifiers and Definitions

Item	Qualifiers
J	Analyte was detected. However, the analyte concentration is an estimated value, which is between the Method Detection Limit (MDL) and the Reporting Limit (RL).

Item	Definitions
% wt	Percent Weight
%REC	Percent Recovery
°C	Degrees Celsius
AETL	American Environmental Testing Laboratory, LLC
C	Carbon
CARB	California Air Resources Board
COC	Chain of Custody
DRO	Diesel Range Organics
Dup	Duplicate
ELAP	Environmental Laboratory Accreditation Program
EPA	Environmental Protection Agency
GRO	Gasoline Range Organics
HC	Hydrocarbon
LACSD	Los Angeles County Sanitation Districts
LCS	Laboratory Control Sample - A sample matrix, free from the analytes of interest, spiked with verified known amounts of analytes.
LCSD	Laboratory Control Sample Duplicate - A replicate of Laboratory Control Sample.
LOQ	Limit of Quantitation
MDL	Method Detection Limit - The minimum measured concentration of a substance that can be reported with 99% confidence. MDL is statistically derived number which is specific for each instrument, each method and each compound.
mg/kg	Miligrams per Kilogram
mg/L	Miligrams per Liter
MRO	Motor oil Range Organics
MS	Matrix Spike - A sample prepared, taken through all sample preparation and analytical steps of the procedure and analyzed as an independent test results.
MSD	Matrix Spike Duplicate - A replicate of Matrix Spike Sample.
N	No
ND	Analyte is not detected below Method Detection Limit.
ng/m3	Nanograms per cubic meter
NIOSH	National Institute for Occupational Safety and Health
nL/L	Nanoliters per Liter
NTU	Nephelometric Turbidity Units
Ohm-cm	Ohms per centimeter
OSHA	Occupational Safety and Health Administration

The contents of this report apply to the sample(s) analyzed in accordance with the chain of custody document.
No duplication of this report is allowed, except in its entirety without written approval of the laboratory.

AMERICAN ENVIRONMENTAL TESTING LABORATORY
2834 North Naomi Street Burbank, CA 91504 • ELAP# 1541 & 2402 • LACSD# 10181
TEL (888) 288-AETL • (818) 845-8200 • www.aetlab.com
A KYZER LABS COMPANY

NV5	AETL Job Number:	BCA0049.01 Rev	Site:	Cabrillo ES
3777 Long Beach Boulevard, Annex Building	Project Number:	SMSD-20-9850		
Long Beach, CA 90807	Attention:	Jonathan Barkman		
	Project Name:	Cabrillo ES PCB	Reported:	01/18/2021 15:05

PCB	Polychlorinated Biphenyl
RL	Reporting Limit - The lowest concentration at which an analyte can be detected in a sample and its concentration can be reported with a specified degree of confidence, accuracy and precision. For usage at AETL, RL is equivalant to LOQ.
RPD	Relative Percent Difference
SIM	Selective Ion Monitoring
SPLP	Synthetic Precipitation Leaching Procedure
STLC	Soluble Threshold Limit Concentration
TCLP	Toxicity Characteristic Leaching Procedure
TPH	Total Petroleum Hydrocarbons
TTLC	Total Threshold Limit Concentrations
ug/kg	Micrograms per Kilogram
ug/L	Micrograms per Liter
ug/m3	Micrograms per cubic meter
WET	Waste Extraction Test
Y	Yes
ZHE	Zero Headspace Extraction

The contents of this report apply to the sample(s) analyzed in accordance with the chain of custody document.
No duplication of this report is allowed, except in its entirety without written approval of the laboratory.

AMERICAN ENVIRONMENTAL TESTING LABORATORY
2834 North Naomi Street Burbank, CA 91504 • ELAP# 1541 & 2402 • LACSD# 10181
TEL (888) 288-AETL • (818) 845-8200 • www.aetlab.com
A KYZER LABS COMPANY

January 14, 2021

AETL Job No: BCA0049
Received Date: 01/08/2021
Project Number: SMSD-20-9850

NV5
3777 Long Beach Boulevard, Annex Building
Long Beach, CA 90807
Telephone: (562) 495-5777

Attention: Jonathan Barkman

Project Name: Cabrillo ES PCB
Site: Cabrillo ES

Enclosed please find the results of analyses for samples which were analyzed as specified on the attached chain of custody. If you have any questions concerning this report, please do not hesitate to call.

Checked By:

Christine Novshadayan
Project Manager

Approved By:

Jim Lin
Project Manager

Table of Contents

Client Project Name: Cabrillo Elementary School (SMSD-20-9850)
Work Order Number: BCA0049

1 Cover Letter 1
2 Sample Condition on Receipt 3
3 Chain of Custodies 4
4 Cooler Receipt Form 12
5 Case Narrative 13
6 Samples Received 14
7 Positive Hits Summary 17
8 Analytical Results 18
9 Quality Control Results 26
10 Qualifiers and Definitions 28

AMERICAN ENVIRONMENTAL TESTING LABORATORY
2834 North Naomi Street Burbank, CA 91504 • ELAP# 1541 & 2402 • LACSD# 10181
TEL (888) 288-AETL • (818) 845-8200 • www.aetlab.com
A KYZER LABS COMPANY

NV5	AETL Job Number:	BCA0049	Site:	Cabrillo ES
3777 Long Beach Boulevard, Annex Building	Project Number:	SMSD-20-9850		
Long Beach, CA 90807	Attention:	Jonathan Barkman		
	Project Name:	Cabrillo ES PCB	Reported:	01/14/2021 16:59

Sample Condition on Receipt

Cooler ID: Default Cooler **Temperature: 4.0 °C**

Are the COCs Correct	Y		
Labels Legible	Y	Containers In Good Condition	Y
COC/Labels Agree	Y	Samples Preserved Properly	Y
Sufficient Sample Volume	Y	Sufficient Holding Time for all Tests	Y
Sample Labels intact	Y	Received on Ice	Y

The contents of this report apply to the sample(s) analyzed in accordance with the chain of custody document.
No duplication of this report is allowed, except in its entirety without written approval of the laboratory.

AMERICAN ENVIRONMENTAL TESTING LABORATORY
2834 North Naomi Street Burbank, CA 91504 • ELAP# 1541 & 2402 • LACSD# 10181
TEL (888) 288-AETL • (818) 845-8200 • www.aetlab.com
A KYZER LABS COMPANY

CHAIN OF CUSTODY RECORD

COMPANY: NVS
PROJECT MANAGER: Jonathan Barkman
COMPANY ADDRESS: 3777 Long Beach Blvd. Annex Bldg.
PHONE:
EMAIL: Jonathan.Barkman@NVS.com
PROJECT NAME: Cabrillo E.S. PCB
PROJECT #: SMSD-20-9850
SITE NAME AND ADDRESS: Cabrillo E.S. Malibu
PO #:
AETL JOB No.: BCA0049
Page 3 of 3

	SAMPLE ID	LAB ID	DATE	TIME	MATRIX	CONTAINER NUMBER/SIZE	PRES.	ANALYSIS REQUESTED: EPA 8082	ANALYSIS REQUESTED: Soxhlet Extraction	TEST INSTRUCTIONS & COMMENTS
1	B-31	BCA0049.31	1-8-21	1320	BULK	1	ICE	X	X	Archive
2	32	BCA0049.32		1330				X	X	
3	33	BCA0049.33		1340				X	X	
4	C-01	BCA0049.34		1350				X	X	
5	02	BCA0049.35		1400				X	X	
6	03	BCA0049.36		1410				X	X	
7	04	BCA0049.37		1420				X	X	
8	05	BCA0049.38		1430				X	X	
9	06	BCA0049.39		1440				X	X	
10	D-01	BCA0049.40		1450				X	X	
11	02	BCA0049.41		1500				X	X	
12	03	BCA0049.42		1510				X	X	
13	04	BCA0049.43		1520				X	X	
14	05	BCA0049.44		1530				X	X	
15	06	BCA0049.45		1540				X	X	

TOTAL NUMBER OF CONTAINERS: 15

BILLING INFORMATION / SPECIAL INSTRUCTIONS

RELINQUISHED BY SAMPLER: 1.	RELINQUISHED BY: 2.	RELINQUISHED BY: 3.
Signature:	Signature:	Signature:
Printed Name: Randy Flores	Printed Name:	Printed Name:
Date: 1-8-21 Time: 1600	Date: Time:	Date: 1-8-21 Time: 1755
RECEIVED BY: 1.	RECEIVED BY: 2.	RECEIVED BY LABORATORY: 3.
Signature:	Signature:	Signature:
Printed Name: Thomas Lobue	Printed Name:	Printed Name: Daryl's Finch
Date: 1-8-21 Time: 1625	Date: Time:	Date: 1/8/21 Time: 1755

TURN AROUND TIME
- [ ] NORMAL
- [ ] SAME DAY RUSH
- [x] NEXT DAY RUSH
- [ ] 2 DAYS RUSH
- [ ] 3 DAYS RUSH
- [ ] 4 DAYS RUSH

DATA DELIVERABLE REQUIRED
- [ ] HARD COPY
- [x] E-COPY
- [ ] GEOTRACKER (GLOBAL ID) _____
- [ ] OTHER (PLEASE SPECIFY) _____

DISTRIBUTION: WHITE - Laboratory, CANARY - Laboratory, PINK - Project/Account Manager, YELLOW - Sampler/Originator

06/30/2020 REV. 1.0

AMERICAN ENVIRONMENTAL TESTING LABORATORY
2834 North Naomi Street Burbank, CA 91504 • ELAP# 1541 & 2402 • LACSD# 10181
TEL (888) 288-AETL • (818) 845-8200 • www.aetlab.com
A KYZER LABS COMPANY

CHAIN OF CUSTODY RECORD

COMPANY: NVS
PROJECT MANAGER: Jonathan Barkman
COMPANY ADDRESS: 3777 Long Beach Blvd. Annex Bldg.
PHONE:
EMAIL: Jonathan.Barkman@NVS.com
PROJECT NAME: Cabrillo ES PCB
PROJECT #: SMSD-20-9850
SITE NAME AND ADDRESS: Cabrillo ES
PO #:
AETL JOB No. BCA00049
Page 1 of 3

	SAMPLE ID	LAB ID	DATE	TIME	MATRIX	CONTAINER NUMBER/SIZE	PRES.	ANALYSIS REQUESTED: EPA 8082	ANALYSIS REQUESTED: SOXHLET EXT.	TEST INSTRUCTIONS & COMMENTS
1	B-01	BCA00049.01	1-8-21	0730	BULK	1	ICE	X	X	
2	02	BCA00049.02		0740				X	X	
3	03	BCA00049.03		0750				X	X	
4	04	BCA00049.04		0800				X	X	
5	05	BCA00049.05		0810				X	X	
6	06	BCA00049.06		0820				X	X	
7	07	BCA00049.07		0825				X	X	
8	08	BCA00049.08		0835				X	X	
9	09	BCA00049.09		0845				X	X	
10	10	BCA00049.10		0900				X	X	Archive
11	11	BCA00049.11		0910				X	X	Archive
12	12	BCA00049.12		0920				X	X	
13	13	BCA00049.13		0930				X	X	
14	14	BCA00049.14		0940				X	X	
15	15	BCA00049.15		0950				X	X	

TOTAL NUMBER OF CONTAINERS: 15

BILLING INFORMATION / SPECIAL INSTRUCTIONS

RELINQUISHED BY SAMPLER: 1.	RELINQUISHED BY: 2.	RELINQUISHED BY: 3.
Signature:	Signature:	Signature:
Printed Name: Randy Flores	Printed Name:	Printed Name:
Date: 1-8-21 Time: 1600	Date: Time:	Date: 1-8-21 Time: 1755
RECEIVED BY: 1.	**RECEIVED BY: 2.**	**RECEIVED BY LABORATORY: 3.**
Signature:	Signature:	Signature:
Printed Name:	Printed Name:	Printed Name: Sergio Pinto
Date: 1-8-21 Time: 1625	Date: Time:	Date: 1/8/21 Time: 1755

TURN AROUND TIME
- [ ] NORMAL
- [ ] SAME DAY RUSH
- [x] NEXT DAY RUSH
- [ ] 2 DAYS RUSH
- [ ] 3 DAYS RUSH
- [ ] 4 DAYS RUSH

DATA DELIVERABLE REQUIRED
- [ ] HARD COPY
- [x] E-COPY
- [ ] GEOTRACKER (GLOBAL ID) _____
- [ ] OTHER (PLEASE SPECIFY) _____

DISTRIBUTION: WHITE - Laboratory, CANARY - Laboratory, PINK - Project/Account Manager, YELLOW - Sampler/Originator

06/30/2020 REV. 1.0

AMERICAN ENVIRONMENTAL TESTING LABORATORY

A KYZER LABS COMPANY

2834 North Naomi Street Burbank, CA 91504 • ELAP# 1541 & 2402 • LACSD# 10181
TEL (888) 288-AETL • (818) 845-8200 • www.aetlab.com

CHAIN OF CUSTODY RECORD

AETL JOB No. BCA00049 Page 2 of 3

COMPANY: NVS
PROJECT MANAGER: Jonathan Barkman
COMPANY ADDRESS: 3777 Long Beach Blvd. Annex Bldg.
PHONE:
EMAIL: Jonathan.Barkman@NVS.com
PROJECT NAME: Cabrillo ES PCB
PROJECT #: SMSD-20-9850
SITE NAME AND ADDRESS: Cabrillo E.S.
PO #:

	SAMPLE ID	LAB ID	DATE	TIME	MATRIX	CONTAINER NUMBER/SIZE	PRES.	ANALYSIS REQUESTED: EPA 8082	ANALYSIS REQUESTED: SOXHLET EXTRACT	TEST INSTRUCTIONS & COMMENTS
1	B-16	BCA00049.16	1-8-21	1000	BULK	1	ICE	X	X	Archive
2	17	BCA00049.17		1010				X	X	Archive
3	18	BCA00049.18		1020				X	X	
4	19	BCA00049.19		1030				X	X	
5	20	BCA00049.20		1040				X	X	
6	21	BCA00049.21		1050				X	X	
7	22	BCA00049.22		1100				X	X	
8	23	BCA00049.23		1200				X	X	Archive
9	24	BCA00049.24		1210				X	X	Archive
10	25	BCA00049.25		1220				X	X	
11	26	BCA00049.26		1230				X	X	
12	27	BCA00049.27		1240				X	X	
13	28	BCA00049.28		1250				X	X	
14	29	BCA00049.29		1300				X	X	
15	30	BCA00049.30		1310				X	X	Archive

TOTAL NUMBER OF CONTAINERS: 15

BILLING INFORMATION / SPECIAL INSTRUCTIONS

RELINQUISHED BY SAMPLER: 1.	RELINQUISHED BY: 2.	RELINQUISHED BY: 3.
Signature:	Signature:	Signature:
Printed Name: Randy Flores	Printed Name:	Printed Name: Thomas Gibson
Date: 1-8-21 Time: 1600	Date: Time:	Date: 1-8-21 Time: 1755
RECEIVED BY: 1.	RECEIVED BY: 2.	RECEIVED BY LABORATORY: 3.
Signature:	Signature:	Signature:
Printed Name: Thomas Gibson	Printed Name:	Printed Name: Sonja Pinch
Date: 1-8-21 Time: 1625	Date: Time:	Date: 1/8/21 Time: 1755

TURN AROUND TIME
- [ ] NORMAL
- [ ] SAME DAY RUSH
- [x] NEXT DAY RUSH
- [ ] 2 DAYS RUSH
- [ ] 3 DAYS RUSH
- [ ] 4 DAYS RUSH

DATA DELIVERABLE REQUIRED
- [ ] HARD COPY
- [x] E-COPY
- [ ] GEOTRACKER (GLOBAL ID) _____
- [ ] OTHER (PLEASE SPECIFY) _____

DISTRIBUTION: WHITE - Laboratory, CANARY - Laboratory, PINK - Project/Account Manager, YELLOW - Sampler/Originator

06/30/2020 REV. 1.0

AMERICAN ENVIRONMENTAL TESTING LABORATORY
2834 North Naomi Street Burbank, CA 91504 • ELAP# 1541 & 2402 • LACSD# 10181
TEL (888) 288-AETL • (818) 845-8200 • www.aetlab.com
A KYZER LABS COMPANY

CHAIN OF CUSTODY RECORD

AETL JOB No. BCA00049 Page 1 of 3

COMPANY: NVS
PROJECT MANAGER: Jonathan Barkman
COMPANY ADDRESS: 3777 Long Beach Blvd. Annex Bldg.
PHONE:
EMAIL: Jonathan.Barkman@NVS.com
PROJECT NAME: Cabrillo ES PCB
PROJECT #: SMSD-20-9850
SITE NAME AND ADDRESS: Cabrillo ES
PO #:

	SAMPLE ID	LAB ID	DATE	TIME	MATRIX	CONTAINER NUMBER/SIZE	PRES.	EPA 8082	SOXHLET EXT.
1	B-01	BCA00049.01	1-8-21	0730	BULK	1	ICE	X	X
2	02	BCA00049.02		0740				X	X
3	03	BCA00049.03		0750				X	X
4	04	BCA00049.04		0800				X	X
5	05	BCA00049.05		0810				X	X
6	06	BCA00049.06		0820				X	X
7	07	BCA00049.07		0825				X	X
8	08	BCA00049.08		0835				X	X
9	09	BCA00049.09		0845				X	X
10	10	BCA00049.10		0900				X	X
11	11	BCA00049.11		0910				X	X
12	12	BCA00049.12		0920				X	X
13	13	BCA00049.13		0930				X	X
14	14	BCA00049.14		0940				X	X
15	15	BCA00049.15		0950				X	X

ANALYSIS REQUESTED

TEST INSTRUCTIONS & COMMENTS:
- Release Archives - ~~AFT~~
1/13/21 RUSH

Archive
Archive

TOTAL NUMBER OF CONTAINERS: 15

BILLING INFORMATION / SPECIAL INSTRUCTIONS

RELINQUISHED BY SAMPLER: 1.	RELINQUISHED BY: 2.	RELINQUISHED BY: 3.
Signature:	Signature:	Signature:
Printed Name: Randy Flores	Printed Name:	Printed Name:
Date: 1-8-21 Time: 1600	Date: Time:	Date: 1-8-21 Time: 1755
RECEIVED BY: 1.	**RECEIVED BY: 2.**	**RECEIVED BY LABORATORY: 3.**
Signature:	Signature:	Signature:
Printed Name:	Printed Name:	Printed Name: Sergio Pinto
Date: 1-8-21 Time: 1625	Date: Time:	Date: 1/8/21 Time: 1755

TURN AROUND TIME
- [ ] NORMAL
- [ ] SAME DAY RUSH
- [x] NEXT DAY RUSH
- [ ] 2 DAYS RUSH
- [ ] 3 DAYS RUSH
- [ ] 4 DAYS RUSH

DATA DELIVERABLE REQUIRED
- [ ] HARD COPY
- [x] E-COPY
- [ ] GEOTRACKER (GLOBAL ID) _____
- [ ] OTHER (PLEASE SPECIFY) _____

DISTRIBUTION: WHITE - Laboratory, CANARY - Laboratory, PINK - Project/Account Manager, YELLOW - Sampler/Originator

06/30/2020 REV. 1.0

AMERICAN ENVIRONMENTAL TESTING LABORATORY
2834 North Naomi Street Burbank, CA 91504 • ELAP# 1541 & 2402 • LACSD# 10181
TEL (888) 288-AETL • (818) 845-8200 • www.aetlab.com
A KYZER LABS COMPANY

CHAIN OF CUSTODY RECORD

COMPANY: NV5
PROJECT MANAGER: Jonathan Barkman
COMPANY ADDRESS: 3777 Long Beach Blvd. Annex Bldg.
PHONE:
EMAIL: Jonathan.Barkman@NV5.com
PROJECT NAME: Cabrillo ES PCB
PROJECT #: SMSD-20-9850
SITE NAME AND ADDRESS: Cabrillo E.S.
PO #:

AETL JOB No. BCA0049

SAMPLE ID	LAB ID	DATE	TIME	MATRIX	CONTAINER NUMBER/SIZE	PRES.	ANALYSIS REQUESTED: EPA 8082	ANALYSIS REQUESTED: SOXHLET EXTRA	TEST INSTRUCTIONS & COMMENTS
B-16	BCA0049.16	1-8-21	1000	BLK	1	ICE	X	X	Archive
17	BCA0049.17		1010				X	X	Archive
18	BCA0049.18		1020				X	X	
19	BCA0049.19		1030				X	X	
20	BCA0049.20		1040				X	X	
21	BCA0049.21		1050				X	X	
22	BCA0049.22		1100				X	X	
23	BCA0049.23		1200				X	X	Archive
24	BCA0049.24		1210				X	X	Archive
25	BCA0049.25		1220				X	X	
26	BCA0049.26		1230				X	X	
27	BCA0049.27		1240				X	X	
28	BCA0049.28		1250				X	X	
29	BCA0049.29		1300				X	X	
30	BCA0049.30	"	1310	"	"	"	X	X	Archive

TOTAL NUMBER OF CONTAINERS: 15

BILLING INFORMATION / SPECIAL INSTRUCTIONS

RELINQUISHED BY SAMPLER: 1.	RELINQUISHED BY: 2.	RELINQUISHED BY: 3.
Signature:	Signature:	Signature:
Printed Name: Randy Flum	Printed Name:	Printed Name:
Date: 1-8-21 Time: 1600	Date: Time:	Date: 1-8-21 Time: 1755
RECEIVED BY: 1.	**RECEIVED BY: 2.**	**RECEIVED BY LABORATORY: 3.**
Signature:	Signature:	Signature:
Printed Name:	Printed Name:	Printed Name: Sonia Pinch
Date: 1-8-21 Time: 1625	Date: Time:	Date: 1/8/21 Time: 1755

TURN AROUND TIME

- ☐ NORMAL
- ☐ SAME DAY RUSH
- ☑ NEXT DAY RUSH
- ☐ 2 DAYS RUSH
- ☐ 3 DAYS RUSH
- ☐ 4 DAYS RUSH

DATA DELIVERABLE REQUIRED

- ☐ HARD COPY
- ☑ E-COPY
- ☐ GEOTRACKER (GLOBAL ID) _____
- ☐ OTHER (PLEASE SPECIFY) _____

DISTRIBUTION: WHITE - Laboratory, CANARY - Laboratory, PINK - Project/Account Manager, YELLOW - Sampler/Originator

AMERICAN ENVIRONMENTAL TESTING LABORATORY
2834 North Naomi Street Burbank, CA 91504 • ELAP# 1541 & 2402 • LACSD# 10181
TEL (888) 288-AETL • (818) 845-8200 • www.aetlab.com
A KYZER LABS COMPANY

CHAIN OF CUSTODY RECORD

COMPANY: NVS
PROJECT MANAGER: Jonathan Barkman
COMPANY ADDRESS: 3777 Long Beach Blvd. Annex Bldg.
PHONE:
EMAIL: Jonathan.Barkman@NVS.com
PROJECT NAME: Cabrillo E.S. PCB
PROJECT #: SM5D-20-9850
SITE NAME AND ADDRESS: Cabrillo E.S. Malibu
PO #:
AETL JOB No. BCA0049
Page 3 of 3

SAMPLE ID	LAB ID	DATE	TIME	MATRIX	CONTAINER NUMBER/SIZE	PRES.	ANALYSIS REQUESTED: EPA 8082	ANALYSIS REQUESTED: Soxhlet Extraction	TEST INSTRUCTIONS & COMMENTS
B-31	BCA0049.31	1-8-21	1320	BULK	1	ICE	X	X	Archive
32	BCA0049.32		1330				X	X	
33	BCA0049.33		1340				X	X	
C-01	BCA0049.34		1350				X	X	
02	BCA0049.35		1400				X	X	
03	BCA0049.36		1410				X	X	
04	BCA0049.37		1420				X	X	
05	BCA0049.38		1430				X	X	
06	BCA0049.39		1440				X	X	
D-01	BCA0049.40		1450				X	X	
02	BCA0049.41		1500				X	X	
03	BCA0049.42		1510				X	X	
04	BCA0049.43		1520				X	X	
05	BCA0049.44		1530				X	X	
06	BCA0049.45		1540				X	X	

TOTAL NUMBER OF CONTAINERS: 15

BILLING INFORMATION / SPECIAL INSTRUCTIONS

RELINQUISHED BY SAMPLER: 1.	RELINQUISHED BY: 2.	RELINQUISHED BY: 3.
Signature:	Signature:	Signature:
Printed Name: Randy Flores	Printed Name:	Printed Name:
Date: 1-8-21 Time: 1600	Date: Time:	Date: 1-8-21 Time: 1755
RECEIVED BY: 1.	**RECEIVED BY: 2.**	**RECEIVED BY LABORATORY: 3.**
Signature:	Signature:	Signature:
Printed Name: Thomas Lobue	Printed Name:	Printed Name: Daryl's Finch
Date: 1-8-21 Time: 1625	Date: Time:	Date: 1/8/21 Time: 1755

TURN AROUND TIME
- ☐ NORMAL
- ☐ SAME DAY RUSH
- ☑ NEXT DAY RUSH
- ☐ 2 DAYS RUSH
- ☐ 3 DAYS RUSH
- ☐ 4 DAYS RUSH

DATA DELIVERABLE REQUIRED
- ☐ HARD COPY
- ☑ E-COPY
- ☐ GEOTRACKER (GLOBAL ID) _____
- ☐ OTHER (PLEASE SPECIFY) _____

DISTRIBUTION: WHITE - Laboratory, CANARY - Laboratory, PINK - Project/Account Manager, YELLOW - Sampler/Originator

06/30/2020 REV. 1.0

Harriet Torosyan

From: Jonathan Barkman <Jonathan.Barkman@nv5.com>
Sent: Wednesday, January 13, 2021 4:07 PM
To: Harriet Torosyan
Cc: Corey Jones; Joe Sevrean; Therese Rizarri
Subject: RE: Results SMSD-20-9850 Cabrillo ES PCB (AETL BCA0049)

Hi Harriet – We need to see about analysis a few of the archived samples for report AETL No. BCA0049
Please analyze the following for PCBs on a rush TAT:

- B10,
- B11,
- B16,
- B17,
- B23,
- B24,
- B30, and
- B31

Regards,

Jonathan Barkman | Project Manager | **NV5**
3777 Long Beach Boulevard, Annex Building | Long Beach, CA 90807 |
O: 562.495.5777 | D: 562.489.9730 | C: 310.920.8404
www.NV5.com | www.altaenviron.com | Electronic Communications Disclaimer

Alta Environmental is now NV5

From: Harriet Torosyan <harriett@aetlab.com>
Sent: Tuesday, January 12, 2021 3:34 PM
To: Jonathan Barkman <Jonathan.Barkman@nv5.com>
Cc: Corey Jones <coreyj@aetlab.com>; Joe Sevrean <Jsevrean@aetlab.com>; Bina Patel <Bina.Patel@nv5.com>
Subject: Results SMSD-20-9850 Cabrillo ES PCB (AETL BCA0049)

Hello Jonathan,

We apologize for the delay.

Please see the attached documents for the following:

Carbrillo ES PCB --- SMSD-20-9850
Sample Date: 1.8.2021
AETL No. BCA0049

Please let us know if you have any questions or concerns.

Sincerely,

Harriet Torosyan
Project Manager

AETL, LLC.
2834 N. Naomi St., Burbank, CA 91504
3329 Vincent Rd. Pleasant Hill, CA 94523
T 818.791.0181 ext.2815 **C** 818.421.7435
HarrietT@aetlab.com www.aetlab.com

A KYZER LABS COMPANY

Confidentiality Notice
Confidential: This message is intended exclusively for the individual or entity to which it is addressed. This communication may contain information that is proprietary, privileged or confidential or otherwise legally exempt from disclosure. If you are not the named addressee, you are not authorized to read, print, retain, copy, or disseminate this message or any part of it. If you have received this message in error, please contact the sender immediately by email and delete all copies of the message.

AMERICAN ENVIRONMENTAL TESTING LABORATORY
2834 N. NAOMI ST. BURBANK, CALIFORNIA 91504 ELAP# 1541 & 2402 LACSD# 10181
TEL (888) 288-AETL (818) 845-8200 FAX (818) 845-8840 www.aetlab.com
A KYZER LABS COMPANY

COOLER RECEIPT FORM

Client Name: NVS

Project Name:

AETL Job Number: BCA09049

Date Received: 1/8/21 Received by: Sergio Pinon

Carrier: ☑ AETL Courier ☐ Client ☐ GSL ☐ FedEx ☐ UPS

☐ Others:

Samples were received in: ☑ Cooler (1) ☐ Other (Specify):

Inside temperature of shipping container No 1: 4°C, No 2: _____, No 3: _____

Type of sample containers: ☐ VOA, ☐ Glass bottles, ☐ Wide mouth jars, ☐ HDPE bottles, ☐ Metal sleeves, ☑ Others (Specify): Baggie

How are samples preserved: ☐ None, ☑ Ice, ☐ Blue Ice, ☐ Dry Ice

☑ None, ☐ HNO_3, ☐ NaOH, ☐ ZnOAc, ☐ HCl, ☐ $Na_2S_2O_3$, ☐ MeOH, ☐ $NaHSO_4$

☐ Other (Specify):

	Yes	No*	N/A	Name, if client was notified.
1. Are the COCs Correct?	✓			
2. Are Sample labels legible & indelible ink?	✓			
3. Do samples match the COC?	✓			
4. Are the required analyses clear?	✓			
5. Is there enough samples for required analysis?	✓			
6. Does cooler or samples have custody seal(s)?			N/A	
7. Are sample containers in good condition?	✓			
8. Are samples preserved?	✓			
9. Are samples preserved properly for the intended analysis?	✓			
10. Are the VOAs free of headspace?			N/A	
11. Are the jars free of headspace?			N/A	
* = see note below. N/A = Not Applicable				

PLEASE NOTE ALL SAMPLES WILL BE DISPOSED OF 30 DAYS AFTER RECEIVING DATE. IF AETL IS INFORMED OTHERWISE, THERE WILL BE A STORAGE CHARGE PER SAMPLE PER MONTH FOR ANY SAMPLE HELD BEYOND 30 DAYS.

***Explain all "No" answers for above questions:**

_____

_____

_____

_____

AMERICAN ENVIRONMENTAL TESTING LABORATORY
2834 North Naomi Street Burbank, CA 91504 • ELAP# 1541 & 2402 • LACSD# 10181
TEL (888) 288-AETL • (818) 845-8200 • www.aetlab.com
A KYZER LABS COMPANY

NV5	AETL Job Number:	BCA0049	Site:	Cabrillo ES
3777 Long Beach Boulevard, Annex Building	Project Number:	SMSD-20-9850		
Long Beach, CA 90807	Attention:	Jonathan Barkman		
	Project Name:	Cabrillo ES PCB	Reported:	01/14/2021 16:59

Case Narrative

The following "Sample Received" Section summarizes the samples received and associated analyses requested as specified on the enclosed chain of custody.

Results as reported by the laboratory apply only to 1) the items tested, 2) as the samples are received, and 3) the accuracy of information provided. Information supplied by the customer that may affect validity of results and may be contained in this report include Project Name/Number, Site Location, Sample Locations, Sampling Dates/Times, Sample ID, Sample Preservation, Sample Matrix, Sample Properties, Field Blanks, Field Duplicates, Field Spikes, and Site Historical Data.

Accreditation applies only to the test methods listed on each scope of accreditation held by the laboratory; certifications held by the laboratory may not apply to results supplied in this report.

Unless otherwise noted, all results of soil and solid samples are based on wet weight.

No analytical non-conformances were encountered.
Qualifiers are noted in the report.

The contents of this report apply to the sample(s) analyzed in accordance with the chain of custody document.
No duplication of this report is allowed, except in its entirety without written approval of the laboratory.

AMERICAN ENVIRONMENTAL TESTING LABORATORY
2834 North Naomi Street Burbank, CA 91504 • ELAP# 1541 & 2402 • LACSD# 10181
TEL (888) 288-AETL • (818) 845-8200 • www.aetlab.com
A KYZER LABS COMPANY

NV5	AETL Job Number:	BCA0049	Site:	Cabrillo ES
3777 Long Beach Boulevard, Annex Building	Project Number:	SMSD-20-9850		
Long Beach, CA 90807	Attention:	Jonathan Barkman		
	Project Name:	Cabrillo ES PCB	Reported:	01/14/2021 16:59

Samples Received

AETL received the following samples on 01/08/2021 with the following specifications

Project Name: Cabrillo ES
Site:

Client ID		Sample Date
B-10		01/8/2021 9:00
Lab ID	**Matrix**	**Quantity of Containers**
BCA0049-10	Solid	1
Analysis	**Units**	**TAT**
EPA 8082	ug/kg	1

Client ID		Sample Date
B-11		01/8/2021 9:10
Lab ID	**Matrix**	**Quantity of Containers**
BCA0049-11	Solid	1
Analysis	**Units**	**TAT**
EPA 8082	ug/kg	1

Client ID		Sample Date
B-16		01/8/2021 10:00
Lab ID	**Matrix**	**Quantity of Containers**
BCA0049-16	Solid	1
Analysis	**Units**	**TAT**
EPA 8082	ug/kg	1

Client ID		Sample Date
B-17		01/8/2021 10:10
Lab ID	**Matrix**	**Quantity of Containers**
BCA0049-17	Solid	1
Analysis	**Units**	**TAT**
EPA 8082	ug/kg	1

The contents of this report apply to the sample(s) analyzed in accordance with the chain of custody document.
No duplication of this report is allowed, except in its entirety without written approval of the laboratory.

AMERICAN ENVIRONMENTAL TESTING LABORATORY
2834 North Naomi Street Burbank, CA 91504 • ELAP# 1541 & 2402 • LACSD# 10181
TEL (888) 288-AETL • (818) 845-8200 • www.aetlab.com
A KYZER LABS COMPANY

NV5	AETL Job Number:	BCA0049	Site:	Cabrillo ES
3777 Long Beach Boulevard, Annex Building	Project Number:	SMSD-20-9850		
Long Beach, CA 90807	Attention:	Jonathan Barkman		
	Project Name:	Cabrillo ES PCB	Reported:	01/14/2021 16:59

Samples Received

(Continued)

AETL received the following samples on 01/08/2021 with the following specifications

Project Name: Cabrillo ES
Site:

Client ID		Sample Date
B-23		01/8/2021 12:00
Lab ID	**Matrix**	**Quantity of Containers**
BCA0049-23	Solid	1
Analysis	**Units**	**TAT**
EPA 8082	ug/kg	1

Client ID		Sample Date
B-24		01/8/2021 12:10
Lab ID	**Matrix**	**Quantity of Containers**
BCA0049-24	Solid	1
Analysis	**Units**	**TAT**
EPA 8082	ug/kg	1

Client ID		Sample Date
B-30		01/8/2021 13:10
Lab ID	**Matrix**	**Quantity of Containers**
BCA0049-30	Solid	1
Analysis	**Units**	**TAT**
EPA 8082	ug/kg	1

Client ID		Sample Date
B-31		01/8/2021 13:20
Lab ID	**Matrix**	**Quantity of Containers**
BCA0049-31	Solid	1
Analysis	**Units**	**TAT**
EPA 8082	ug/kg	1

The contents of this report apply to the sample(s) analyzed in accordance with the chain of custody document.
No duplication of this report is allowed, except in its entirety without written approval of the laboratory.

AMERICAN ENVIRONMENTAL TESTING LABORATORY
2834 North Naomi Street Burbank, CA 91504 • ELAP# 1541 & 2402 • LACSD# 10181
TEL (888) 288-AETL • (818) 845-8200 • www.aetlab.com
A KYZER LABS COMPANY

NV5	AETL Job Number:	BCA0049	Site:	Cabrillo ES
3777 Long Beach Boulevard, Annex Building	Project Number:	SMSD-20-9850		
Long Beach, CA 90807	Attention:	Jonathan Barkman		
	Project Name:	Cabrillo ES PCB	Reported:	01/14/2021 16:59

Total Number of Samples received: **8**

The contents of this report apply to the sample(s) analyzed in accordance with the chain of custody document.
No duplication of this report is allowed, except in its entirety without written approval of the laboratory.

AMERICAN ENVIRONMENTAL TESTING LABORATORY
2834 North Naomi Street Burbank, CA 91504 • ELAP# 1541 & 2402 • LACSD# 10181
TEL (888) 288-AETL • (818) 845-8200 • www.aetlab.com
A KYZER LABS COMPANY

NV5	AETL Job Number:	BCA0049	Site:	Cabrillo ES
3777 Long Beach Boulevard, Annex Building	Project Number:	SMSD-20-9850		
Long Beach, CA 90807	Attention:	Jonathan Barkman		
	Project Name:	Cabrillo ES PCB	Reported:	01/14/2021 16:59

Positive Hits Summary

Lab ID	Client ID				Received
BCA0049-10	B-10				01/08/2021 17:55
Method	Analyte	Result	Qualifier	Unit	Analyzed
EPA 8082	Aroclor-1254 (PCB-1254)	1130		ug/kg	01/14/2021 12:59

Lab ID	Client ID				Received
BCA0049-11	B-11				01/08/2021 17:55
Method	Analyte	Result	Qualifier	Unit	Analyzed
EPA 8082	Aroclor-1254 (PCB-1254)	542		ug/kg	01/14/2021 13:19

Lab ID	Client ID				Received
BCA0049-23	B-23				01/08/2021 17:55
Method	Analyte	Result	Qualifier	Unit	Analyzed
EPA 8082	Aroclor-1254 (PCB-1254)	531000		ug/kg	01/14/2021 14:55

Lab ID	Client ID				Received
BCA0049-24	B-24				01/08/2021 17:55
Method	Analyte	Result	Qualifier	Unit	Analyzed
EPA 8082	Aroclor-1254 (PCB-1254)	360000		ug/kg	01/14/2021 13:57

Lab ID	Client ID				Received
BCA0049-30	B-30				01/08/2021 17:55
Method	Analyte	Result	Qualifier	Unit	Analyzed
EPA 8082	Aroclor-1254 (PCB-1254)	406000		ug/kg	01/14/2021 15:15

Lab ID	Client ID				Received
BCA0049-31	B-31				01/08/2021 17:55
Method	Analyte	Result	Qualifier	Unit	Analyzed
EPA 8082	Aroclor-1254 (PCB-1254)	439000		ug/kg	01/14/2021 14:17

The contents of this report apply to the sample(s) analyzed in accordance with the chain of custody document.
No duplication of this report is allowed, except in its entirety without written approval of the laboratory.

AMERICAN ENVIRONMENTAL TESTING LABORATORY
2834 North Naomi Street Burbank, CA 91504 • ELAP# 1541 & 2402 • LACSD# 10181
TEL (888) 288-AETL • (818) 845-8200 • www.aetlab.com
A KYZER LABS COMPANY

NV5	AETL Job Number:	BCA0049	Site:	Cabrillo ES
3777 Long Beach Boulevard, Annex Building	Project Number:	SMSD-20-9850		
Long Beach, CA 90807	Attention:	Jonathan Barkman		
	Project Name:	Cabrillo ES PCB	Reported:	01/14/2021 16:59

Analytical Results

Client ID: **B-10**
Lab ID: **BCA0049-10 (Solid)** **Sampled:** **01/08/21 9:00**

Analyte	Result	Qualifier	Dilution	MDL	RL	Units	Prepared Date/Time	Analyzed Date/Time	Batch	Analyst Initials	Prep. Method
PCBs											
Method: EPA 8082											
Aroclor-1016 (PCB-1016)	ND		1	100	250	ug/kg	01/14/21 08:00	01/14/21 12:59	B1A0237	ATS	3540C
Aroclor-1221 (PCB-1221)	ND		1	100	250	ug/kg	01/14/21 08:00	01/14/21 12:59	B1A0237	ATS	3540C
Aroclor-1232 (PCB-1232)	ND		1	100	250	ug/kg	01/14/21 08:00	01/14/21 12:59	B1A0237	ATS	3540C
Aroclor-1242 (PCB-1242)	ND		1	100	250	ug/kg	01/14/21 08:00	01/14/21 12:59	B1A0237	ATS	3540C
Aroclor-1248 (PCB-1248)	ND		1	100	250	ug/kg	01/14/21 08:00	01/14/21 12:59	B1A0237	ATS	3540C
Aroclor-1254 (PCB-1254)	**1130**		1	100	250	ug/kg	01/14/21 08:00	01/14/21 12:59	B1A0237	ATS	3540C
Aroclor-1260 (PCB-1260)	ND		1	100	250	ug/kg	01/14/21 08:00	01/14/21 12:59	B1A0237	ATS	3540C
Aroclor-1262 (PCB-1262)	ND		1	100	250	ug/kg	01/14/21 08:00	01/14/21 12:59	B1A0237	ATS	3540C
Aroclor-1268 (PCB-1268)	ND		1	100	250	ug/kg	01/14/21 08:00	01/14/21 12:59	B1A0237	ATS	3540C
	Recovery				Acceptance Criteria						
Surrogate: Decachlorobiphenyl	*41.5%*				*30-150*		01/14/21 08:00	*01/14/21 12:59*	B1A0237	*ATS*	3540C
Surrogate: Tetrachloro-m-xylene	*30.2%*				*30-150*		01/14/21 08:00	*01/14/21 12:59*	B1A0237	*ATS*	3540C

The contents of this report apply to the sample(s) analyzed in accordance with the chain of custody document.
No duplication of this report is allowed, except in its entirety without written approval of the laboratory.

AMERICAN ENVIRONMENTAL TESTING LABORATORY
2834 North Naomi Street Burbank, CA 91504 • ELAP# 1541 & 2402 • LACSD# 10181
TEL (888) 288-AETL • (818) 845-8200 • www.aetlab.com
A KYZER LABS COMPANY

NV5	AETL Job Number:	BCA0049	Site:	Cabrillo ES	
3777 Long Beach Boulevard, Annex Building	Project Number:	SMSD-20-9850			
Long Beach, CA 90807	Attention:	Jonathan Barkman			
	Project Name:	Cabrillo ES PCB	Reported:	01/14/2021 16:59	

Analytical Results

Client ID: **B-11**
Lab ID: **BCA0049-11 (Solid)** **Sampled:** **01/08/21 9:10**

Analyte	Result	Qualifier	Dilution	MDL	RL	Units	Prepared Date/Time	Analyzed Date/Time	Batch	Analyst Initials	Prep. Method
PCBs											
Method: EPA 8082											
Aroclor-1016 (PCB-1016)	ND		1	200	500	ug/kg	01/14/21 08:00	01/14/21 13:19	B1A0237	ATS	3540C
Aroclor-1221 (PCB-1221)	ND		1	200	500	ug/kg	01/14/21 08:00	01/14/21 13:19	B1A0237	ATS	3540C
Aroclor-1232 (PCB-1232)	ND		1	200	500	ug/kg	01/14/21 08:00	01/14/21 13:19	B1A0237	ATS	3540C
Aroclor-1242 (PCB-1242)	ND		1	200	500	ug/kg	01/14/21 08:00	01/14/21 13:19	B1A0237	ATS	3540C
Aroclor-1248 (PCB-1248)	ND		1	200	500	ug/kg	01/14/21 08:00	01/14/21 13:19	B1A0237	ATS	3540C
Aroclor-1254 (PCB-1254)	**542**		1	200	500	ug/kg	01/14/21 08:00	01/14/21 13:19	B1A0237	ATS	3540C
Aroclor-1260 (PCB-1260)	ND		1	200	500	ug/kg	01/14/21 08:00	01/14/21 13:19	B1A0237	ATS	3540C
Aroclor-1262 (PCB-1262)	ND		1	200	500	ug/kg	01/14/21 08:00	01/14/21 13:19	B1A0237	ATS	3540C
Aroclor-1268 (PCB-1268)	ND		1	200	500	ug/kg	01/14/21 08:00	01/14/21 13:19	B1A0237	ATS	3540C
	Recovery				Acceptance Criteria						
Surrogate: Decachlorobiphenyl	*60.7%*				*30-150*		01/14/21 08:00	*01/14/21 13:19*	B1A0237	*ATS*	3540C
Surrogate: Tetrachloro-m-xylene	*50.3%*				*30-150*		01/14/21 08:00	*01/14/21 13:19*	B1A0237	*ATS*	3540C

The contents of this report apply to the sample(s) analyzed in accordance with the chain of custody document.
No duplication of this report is allowed, except in its entirety without written approval of the laboratory.

AMERICAN ENVIRONMENTAL TESTING LABORATORY
2834 North Naomi Street Burbank, CA 91504 • ELAP# 1541 & 2402 • LACSD# 10181
TEL (888) 288-AETL • (818) 845-8200 • www.aetlab.com
A KYZER LABS COMPANY

NV5	AETL Job Number:	BCA0049	Site:	Cabrillo ES
3777 Long Beach Boulevard, Annex Building	Project Number:	SMSD-20-9850		
Long Beach, CA 90807	Attention:	Jonathan Barkman		
	Project Name:	Cabrillo ES PCB	Reported:	01/14/2021 16:59

Analytical Results

Client ID: **B-16**
Lab ID: **BCA0049-16 (Solid)** **Sampled:** **01/08/21 10:00**

PCBs

Method: EPA 8082

Analyte	Result	Qualifier	Dilution	MDL	RL	Units	Prepared Date/Time	Analyzed Date/Time	Batch	Analyst Initials	Prep. Method
Aroclor-1016 (PCB-1016)	ND		5	500	1250	ug/kg	01/14/21 08:00	01/14/21 13:38	B1A0237	ATS	3540C
Aroclor-1221 (PCB-1221)	ND		5	500	1250	ug/kg	01/14/21 08:00	01/14/21 13:38	B1A0237	ATS	3540C
Aroclor-1232 (PCB-1232)	ND		5	500	1250	ug/kg	01/14/21 08:00	01/14/21 13:38	B1A0237	ATS	3540C
Aroclor-1242 (PCB-1242)	ND		5	500	1250	ug/kg	01/14/21 08:00	01/14/21 13:38	B1A0237	ATS	3540C
Aroclor-1248 (PCB-1248)	ND		5	500	1250	ug/kg	01/14/21 08:00	01/14/21 13:38	B1A0237	ATS	3540C
Aroclor-1254 (PCB-1254)	ND		5	500	1250	ug/kg	01/14/21 08:00	01/14/21 13:38	B1A0237	ATS	3540C
Aroclor-1260 (PCB-1260)	ND		5	500	1250	ug/kg	01/14/21 08:00	01/14/21 13:38	B1A0237	ATS	3540C
Aroclor-1262 (PCB-1262)	ND		5	500	1250	ug/kg	01/14/21 08:00	01/14/21 13:38	B1A0237	ATS	3540C
Aroclor-1268 (PCB-1268)	ND		5	500	1250	ug/kg	01/14/21 08:00	01/14/21 13:38	B1A0237	ATS	3540C
	Recovery				Acceptance Criteria						
Surrogate: Decachlorobiphenyl	*73.4%*				*30-150*		01/14/21 08:00	*01/14/21 13:38*	B1A0237	*ATS*	3540C
Surrogate: Tetrachloro-m-xylene	*59.4%*				*30-150*		01/14/21 08:00	*01/14/21 13:38*	B1A0237	*ATS*	3540C

The contents of this report apply to the sample(s) analyzed in accordance with the chain of custody document.
No duplication of this report is allowed, except in its entirety without written approval of the laboratory.

AMERICAN ENVIRONMENTAL TESTING LABORATORY
2834 North Naomi Street Burbank, CA 91504 • ELAP# 1541 & 2402 • LACSD# 10181
TEL (888) 288-AETL • (818) 845-8200 • www.aetlab.com
A KYZER LABS COMPANY

NV5	AETL Job Number:	BCA0049	Site:	Cabrillo ES
3777 Long Beach Boulevard, Annex Building	Project Number:	SMSD-20-9850		
Long Beach, CA 90807	Attention:	Jonathan Barkman		
	Project Name:	Cabrillo ES PCB	Reported:	01/14/2021 16:59

Analytical Results

Client ID: **B-17**
Lab ID: **BCA0049-17 (Solid)** **Sampled:** **01/08/21 10:10**

Analyte	Result	Qualifier	Dilution	MDL	RL	Units	Prepared Date/Time	Analyzed Date/Time	Batch	Analyst Initials	Prep. Method
PCBs											
Method: EPA 8082											
Aroclor-1016 (PCB-1016)	ND		5	1000	2500	ug/kg	01/14/21 08:00	01/14/21 14:36	B1A0237	ATS	3540C
Aroclor-1221 (PCB-1221)	ND		5	1000	2500	ug/kg	01/14/21 08:00	01/14/21 14:36	B1A0237	ATS	3540C
Aroclor-1232 (PCB-1232)	ND		5	1000	2500	ug/kg	01/14/21 08:00	01/14/21 14:36	B1A0237	ATS	3540C
Aroclor-1242 (PCB-1242)	ND		5	1000	2500	ug/kg	01/14/21 08:00	01/14/21 14:36	B1A0237	ATS	3540C
Aroclor-1248 (PCB-1248)	ND		5	1000	2500	ug/kg	01/14/21 08:00	01/14/21 14:36	B1A0237	ATS	3540C
Aroclor-1254 (PCB-1254)	ND		5	1000	2500	ug/kg	01/14/21 08:00	01/14/21 14:36	B1A0237	ATS	3540C
Aroclor-1260 (PCB-1260)	ND		5	1000	2500	ug/kg	01/14/21 08:00	01/14/21 14:36	B1A0237	ATS	3540C
Aroclor-1262 (PCB-1262)	ND		5	1000	2500	ug/kg	01/14/21 08:00	01/14/21 14:36	B1A0237	ATS	3540C
Aroclor-1268 (PCB-1268)	ND		5	1000	2500	ug/kg	01/14/21 08:00	01/14/21 14:36	B1A0237	ATS	3540C
	Recovery				Acceptance Criteria						
Surrogate: Decachlorobiphenyl	*86.7%*				*30-150*		01/14/21 08:00	*01/14/21 14:36*	B1A0237	*ATS*	3540C
Surrogate: Tetrachloro-m-xylene	*72.1%*				*30-150*		01/14/21 08:00	*01/14/21 14:36*	B1A0237	*ATS*	3540C

The contents of this report apply to the sample(s) analyzed in accordance with the chain of custody document.
No duplication of this report is allowed, except in its entirety without written approval of the laboratory.

AMERICAN ENVIRONMENTAL TESTING LABORATORY
2834 North Naomi Street Burbank, CA 91504 • ELAP# 1541 & 2402 • LACSD# 10181
TEL (888) 288-AETL • (818) 845-8200 • www.aetlab.com
A KYZER LABS COMPANY

NV5	AETL Job Number:	BCA0049	Site:	Cabrillo ES
3777 Long Beach Boulevard, Annex Building	Project Number:	SMSD-20-9850		
Long Beach, CA 90807	Attention:	Jonathan Barkman		
	Project Name:	Cabrillo ES PCB	Reported:	01/14/2021 16:59

Analytical Results

Client ID: **B-23**
Lab ID: **BCA0049-23 (Solid)** **Sampled:** **01/08/21 12:00**

Analyte	Result	Qualifier	Dilution	MDL	RL	Units	Prepared Date/Time	Analyzed Date/Time	Batch	Analyst Initials	Prep. Method
PCBs											
Method: EPA 8082											
Aroclor-1016 (PCB-1016)	ND		20	2000	5000	ug/kg	01/14/21 08:00	01/14/21 14:55	B1A0237	ATS	3540C
Aroclor-1221 (PCB-1221)	ND		20	2000	5000	ug/kg	01/14/21 08:00	01/14/21 14:55	B1A0237	ATS	3540C
Aroclor-1232 (PCB-1232)	ND		20	2000	5000	ug/kg	01/14/21 08:00	01/14/21 14:55	B1A0237	ATS	3540C
Aroclor-1242 (PCB-1242)	ND		20	2000	5000	ug/kg	01/14/21 08:00	01/14/21 14:55	B1A0237	ATS	3540C
Aroclor-1248 (PCB-1248)	ND		20	2000	5000	ug/kg	01/14/21 08:00	01/14/21 14:55	B1A0237	ATS	3540C
Aroclor-1254 (PCB-1254)	**531000**		20	2000	5000	ug/kg	01/14/21 08:00	01/14/21 14:55	B1A0237	ATS	3540C
Aroclor-1260 (PCB-1260)	ND		20	2000	5000	ug/kg	01/14/21 08:00	01/14/21 14:55	B1A0237	ATS	3540C
Aroclor-1262 (PCB-1262)	ND		20	2000	5000	ug/kg	01/14/21 08:00	01/14/21 14:55	B1A0237	ATS	3540C
Aroclor-1268 (PCB-1268)	ND		20	2000	5000	ug/kg	01/14/21 08:00	01/14/21 14:55	B1A0237	ATS	3540C
	Recovery				Acceptance Criteria						
Surrogate: Decachlorobiphenyl	*141%*				*30-150*		01/14/21 08:00	*01/14/21 14:55*	B1A0237	*ATS*	3540C
Surrogate: Tetrachloro-m-xylene	*61.9%*				*30-150*		01/14/21 08:00	*01/14/21 14:55*	B1A0237	*ATS*	3540C

The contents of this report apply to the sample(s) analyzed in accordance with the chain of custody document.
No duplication of this report is allowed, except in its entirety without written approval of the laboratory.

AMERICAN ENVIRONMENTAL TESTING LABORATORY
2834 North Naomi Street Burbank, CA 91504 • ELAP# 1541 & 2402 • LACSD# 10181
TEL (888) 288-AETL • (818) 845-8200 • www.aetlab.com
A KYZER LABS COMPANY

NV5	AETL Job Number:	BCA0049	Site:	Cabrillo ES
3777 Long Beach Boulevard, Annex Building	Project Number:	SMSD-20-9850		
Long Beach, CA 90807	Attention:	Jonathan Barkman		
	Project Name:	Cabrillo ES PCB	Reported:	01/14/2021 16:59

Analytical Results

Client ID: **B-24**
Lab ID: **BCA0049-24 (Solid)** **Sampled:** **01/08/21 12:10**

Analyte	Result	Qualifier	Dilution	MDL	RL	Units	Prepared Date/Time	Analyzed Date/Time	Batch	Analyst Initials	Prep. Method
PCBs											
Method: EPA 8082											
Aroclor-1016 (PCB-1016)	ND		20	2000	5000	ug/kg	01/14/21 08:00	01/14/21 13:57	B1A0237	ATS	3540C
Aroclor-1221 (PCB-1221)	ND		20	2000	5000	ug/kg	01/14/21 08:00	01/14/21 13:57	B1A0237	ATS	3540C
Aroclor-1232 (PCB-1232)	ND		20	2000	5000	ug/kg	01/14/21 08:00	01/14/21 13:57	B1A0237	ATS	3540C
Aroclor-1242 (PCB-1242)	ND		20	2000	5000	ug/kg	01/14/21 08:00	01/14/21 13:57	B1A0237	ATS	3540C
Aroclor-1248 (PCB-1248)	ND		20	2000	5000	ug/kg	01/14/21 08:00	01/14/21 13:57	B1A0237	ATS	3540C
Aroclor-1254 (PCB-1254)	**360000**		20	2000	5000	ug/kg	01/14/21 08:00	01/14/21 13:57	B1A0237	ATS	3540C
Aroclor-1260 (PCB-1260)	ND		20	2000	5000	ug/kg	01/14/21 08:00	01/14/21 13:57	B1A0237	ATS	3540C
Aroclor-1262 (PCB-1262)	ND		20	2000	5000	ug/kg	01/14/21 08:00	01/14/21 13:57	B1A0237	ATS	3540C
Aroclor-1268 (PCB-1268)	ND		20	2000	5000	ug/kg	01/14/21 08:00	01/14/21 13:57	B1A0237	ATS	3540C
	Recovery				Acceptance Criteria						
Surrogate: Decachlorobiphenyl	*141%*				*30-150*		01/14/21 08:00	*01/14/21 13:57*	B1A0237	*ATS*	3540C
Surrogate: Tetrachloro-m-xylene	*62.9%*				*30-150*		01/14/21 08:00	*01/14/21 13:57*	B1A0237	*ATS*	3540C

The contents of this report apply to the sample(s) analyzed in accordance with the chain of custody document.
No duplication of this report is allowed, except in its entirety without written approval of the laboratory.

AMERICAN ENVIRONMENTAL TESTING LABORATORY
2834 North Naomi Street Burbank, CA 91504 • ELAP# 1541 & 2402 • LACSD# 10181
TEL (888) 288-AETL • (818) 845-8200 • www.aetlab.com
A KYZER LABS COMPANY

NV5	AETL Job Number:	BCA0049	Site:	Cabrillo ES
3777 Long Beach Boulevard, Annex Building	Project Number:	SMSD-20-9850		
Long Beach, CA 90807	Attention:	Jonathan Barkman		
	Project Name:	Cabrillo ES PCB	Reported:	01/14/2021 16:59

Analytical Results

Client ID: **B-30**
Lab ID: **BCA0049-30 (Solid)** **Sampled:** **01/08/21 13:10**

PCBs

Method: EPA 8082

Analyte	Result	Qualifier	Dilution	MDL	RL	Units	Prepared Date/Time	Analyzed Date/Time	Batch	Analyst Initials	Prep. Method
Aroclor-1016 (PCB-1016)	ND		20	2000	5000	ug/kg	01/14/21 08:00	01/14/21 15:15	B1A0237	ATS	3540C
Aroclor-1221 (PCB-1221)	ND		20	2000	5000	ug/kg	01/14/21 08:00	01/14/21 15:15	B1A0237	ATS	3540C
Aroclor-1232 (PCB-1232)	ND		20	2000	5000	ug/kg	01/14/21 08:00	01/14/21 15:15	B1A0237	ATS	3540C
Aroclor-1242 (PCB-1242)	ND		20	2000	5000	ug/kg	01/14/21 08:00	01/14/21 15:15	B1A0237	ATS	3540C
Aroclor-1248 (PCB-1248)	ND		20	2000	5000	ug/kg	01/14/21 08:00	01/14/21 15:15	B1A0237	ATS	3540C
Aroclor-1254 (PCB-1254)	**406000**		20	2000	5000	ug/kg	01/14/21 08:00	01/14/21 15:15	B1A0237	ATS	3540C
Aroclor-1260 (PCB-1260)	ND		20	2000	5000	ug/kg	01/14/21 08:00	01/14/21 15:15	B1A0237	ATS	3540C
Aroclor-1262 (PCB-1262)	ND		20	2000	5000	ug/kg	01/14/21 08:00	01/14/21 15:15	B1A0237	ATS	3540C
Aroclor-1268 (PCB-1268)	ND		20	2000	5000	ug/kg	01/14/21 08:00	01/14/21 15:15	B1A0237	ATS	3540C
	Recovery				Acceptance Criteria						
Surrogate: Decachlorobiphenyl	*127%*				*30-150*		01/14/21 08:00	*01/14/21 15:15*	B1A0237	*ATS*	3540C
Surrogate: Tetrachloro-m-xylene	*53.6%*				*30-150*		01/14/21 08:00	*01/14/21 15:15*	B1A0237	*ATS*	3540C

The contents of this report apply to the sample(s) analyzed in accordance with the chain of custody document.
No duplication of this report is allowed, except in its entirety without written approval of the laboratory.

AMERICAN ENVIRONMENTAL TESTING LABORATORY
2834 North Naomi Street Burbank, CA 91504 • ELAP# 1541 & 2402 • LACSD# 10181
TEL (888) 288-AETL • (818) 845-8200 • www.aetlab.com
A KYZER LABS COMPANY

NV5	AETL Job Number:	BCA0049	Site:	Cabrillo ES
3777 Long Beach Boulevard, Annex Building	Project Number:	SMSD-20-9850		
Long Beach, CA 90807	Attention:	Jonathan Barkman		
	Project Name:	Cabrillo ES PCB	Reported:	01/14/2021 16:59

Analytical Results

Client ID: **B-31**
Lab ID: **BCA0049-31 (Solid)** **Sampled:** **01/08/21 13:20**

Analyte	Result	Qualifier	Dilution	MDL	RL	Units	Prepared Date/Time	Analyzed Date/Time	Batch	Analyst Initials	Prep. Method
PCBs											
Method: EPA 8082											
Aroclor-1016 (PCB-1016)	ND		20	2000	5000	ug/kg	01/14/21 08:00	01/14/21 14:17	B1A0237	ATS	3540C
Aroclor-1221 (PCB-1221)	ND		20	2000	5000	ug/kg	01/14/21 08:00	01/14/21 14:17	B1A0237	ATS	3540C
Aroclor-1232 (PCB-1232)	ND		20	2000	5000	ug/kg	01/14/21 08:00	01/14/21 14:17	B1A0237	ATS	3540C
Aroclor-1242 (PCB-1242)	ND		20	2000	5000	ug/kg	01/14/21 08:00	01/14/21 14:17	B1A0237	ATS	3540C
Aroclor-1248 (PCB-1248)	ND		20	2000	5000	ug/kg	01/14/21 08:00	01/14/21 14:17	B1A0237	ATS	3540C
Aroclor-1254 (PCB-1254)	**439000**		20	2000	5000	ug/kg	01/14/21 08:00	01/14/21 14:17	B1A0237	ATS	3540C
Aroclor-1260 (PCB-1260)	ND		20	2000	5000	ug/kg	01/14/21 08:00	01/14/21 14:17	B1A0237	ATS	3540C
Aroclor-1262 (PCB-1262)	ND		20	2000	5000	ug/kg	01/14/21 08:00	01/14/21 14:17	B1A0237	ATS	3540C
Aroclor-1268 (PCB-1268)	ND		20	2000	5000	ug/kg	01/14/21 08:00	01/14/21 14:17	B1A0237	ATS	3540C
	Recovery				Acceptance Criteria						
Surrogate: Decachlorobiphenyl	*124%*				*30-150*		01/14/21 08:00	*01/14/21 14:17*	B1A0237	*ATS*	3540C
Surrogate: Tetrachloro-m-xylene	*77.5%*				*30-150*		01/14/21 08:00	*01/14/21 14:17*	B1A0237	*ATS*	3540C

The contents of this report apply to the sample(s) analyzed in accordance with the chain of custody document.
No duplication of this report is allowed, except in its entirety without written approval of the laboratory.

AMERICAN ENVIRONMENTAL TESTING LABORATORY
2834 North Naomi Street Burbank, CA 91504 • ELAP# 1541 & 2402 • LACSD# 10181
TEL (888) 288-AETL • (818) 845-8200 • www.aetlab.com
A KYZER LABS COMPANY

NV5	AETL Job Number:	BCA0049	Site:	Cabrillo ES
3777 Long Beach Boulevard, Annex Building	Project Number:	SMSD-20-9850		
Long Beach, CA 90807	Attention:	Jonathan Barkman		
	Project Name:	Cabrillo ES PCB	Reported:	01/14/2021 16:59

Quality Control Results

PCBs (EPA 8082)

Analyte	Result	MDL	RL	Units	Spike Level	Source Result	%REC	%REC Limits	RPD	RPD Limit	Qualifier
Batch: B1A0237 - 3540C					**Prepared: 01/14/2021 08:00**						
Method Blank (B1A0237-BLK1)					**Analyzed: 01/14/2021 12:40**						
Aroclor-1016 (PCB-1016)	ND	20.0	50.0	ug/kg							
Aroclor-1221 (PCB-1221)	ND	20.0	50.0	ug/kg							
Aroclor-1232 (PCB-1232)	ND	20.0	50.0	ug/kg							
Aroclor-1242 (PCB-1242)	ND	20.0	50.0	ug/kg							
Aroclor-1248 (PCB-1248)	ND	20.0	50.0	ug/kg							
Aroclor-1254 (PCB-1254)	ND	20.0	50.0	ug/kg							
Aroclor-1260 (PCB-1260)	ND	20.0	50.0	ug/kg							
Aroclor-1262 (PCB-1262)	ND	20.0	50.0	ug/kg							
Aroclor-1268 (PCB-1268)	ND	20.0	50.0	ug/kg							
Surrogate: Decachlorobiphenyl	*26.7*			*ug/kg*	*25.0*		*107*	*30-150*			
Surrogate: Tetrachloro-m-xylene	*22.1*			*ug/kg*	*25.0*		*88.3*	*30-150*			

The contents of this report apply to the sample(s) analyzed in accordance with the chain of custody document.
No duplication of this report is allowed, except in its entirety without written approval of the laboratory.

AMERICAN ENVIRONMENTAL TESTING LABORATORY
2834 North Naomi Street Burbank, CA 91504 • ELAP# 1541 & 2402 • LACSD# 10181
TEL (888) 288-AETL • (818) 845-8200 • www.aetlab.com
A KYZER LABS COMPANY

NV5	AETL Job Number:	BCA0049	Site:	Cabrillo ES
3777 Long Beach Boulevard, Annex Building	Project Number:	SMSD-20-9850		
Long Beach, CA 90807	Attention:	Jonathan Barkman		
	Project Name:	Cabrillo ES PCB	Reported:	01/14/2021 16:59

Quality Control Results

PCBs (EPA 8082)

Analyte	Result	MDL	RL	Units	Spike Level	Source Result	%REC	%REC Limits	RPD	RPD Limit	Qualifier
Batch: B1A0237 - 3540C (Continued)					**Prepared: 01/14/2021 08:00**						
LCS (B1A0237-BS1)					**Analyzed: 01/14/2021 12:01**						
Aroclor-1016 (PCB-1016)	606	20.0	50.0	ug/kg	500		121	50-150			
Aroclor-1260 (PCB-1260)	667	20.0	50.0	ug/kg	500		133	50-150			
Surrogate: Decachlorobiphenyl	*22.0*			*ug/kg*	*25.0*		*88.1*	*30-150*			
Surrogate: Tetrachloro-m-xylene	*21.6*			*ug/kg*	*25.0*		*86.5*	*30-150*			
LCSD (B1A0237-BSD1)					**Analyzed: 01/14/2021 12:20**						
Aroclor-1016 (PCB-1016)	623	20.0	50.0	ug/kg	500		125	50-150	2.77	40	
Aroclor-1260 (PCB-1260)	674	20.0	50.0	ug/kg	500		135	50-150	1.08	40	
Surrogate: Decachlorobiphenyl	*22.3*			*ug/kg*	*25.0*		*89.2*	*30-150*			
Surrogate: Tetrachloro-m-xylene	*20.8*			*ug/kg*	*25.0*		*83.2*	*30-150*			

The contents of this report apply to the sample(s) analyzed in accordance with the chain of custody document.
No duplication of this report is allowed, except in its entirety without written approval of the laboratory.

AMERICAN ENVIRONMENTAL TESTING LABORATORY
2834 North Naomi Street Burbank, CA 91504 • ELAP# 1541 & 2402 • LACSD# 10181
TEL (888) 288-AETL • (818) 845-8200 • www.aetlab.com
A KYZER LABS COMPANY

NV5	AETL Job Number:	BCA0049	Site:	Cabrillo ES
3777 Long Beach Boulevard, Annex Building	Project Number:	SMSD-20-9850		
Long Beach, CA 90807	Attention:	Jonathan Barkman		
	Project Name:	Cabrillo ES PCB	Reported:	01/14/2021 16:59

Qualifiers and Definitions

Item	Definitions
% wt	Percent Weight
%REC	Percent Recovery
°C	Degrees Celsius
AETL	American Environmental Testing Laboratory, LLC
C	Carbon
CARB	California Air Resources Board
COC	Chain of Custody
DRO	Diesel Range Organics
Dup	Duplicate
ELAP	Environmental Laboratory Accreditation Program
EPA	Environmental Protection Agency
GRO	Gasoline Range Organics
HC	Hydrocarbon
LACSD	Los Angeles County Sanitation Districts
LCS	Laboratory Control Sample - A sample matrix, free from the analytes of interest, spiked with verified known amounts of analytes.
LCSD	Laboratory Control Sample Duplicate - A replicate of Laboratory Control Sample.
LOQ	Limit of Quantitation
MDL	Method Detection Limit - The minimum measured concentration of a substance that can be reported with 99% confidence. MDL is statistically derived number which is specific for each instrument, each method and each compound.
mg/kg	Miligrams per Kilogram
mg/L	Miligrams per Liter
MRO	Motor oil Range Organics
MS	Matrix Spike - A sample prepared, taken through all sample preparation and analytical steps of the procedure and analyzed as an independent test results.
MSD	Matrix Spike Duplicate - A replicate of Matrix Spike Sample.
N	No
ND	Analyte is not detected below Method Detection Limit.
ng/m3	Nanograms per cubic meter
NIOSH	National Institute for Occupational Safety and Health
nL/L	Nanoliters per Liter
NTU	Nephelometric Turbidity Units
Ohm-cm	Ohms per centimeter
OSHA	Occupational Safety and Health Administration
PCB	Polychlorinated Biphenyl
RL	Reporting Limit - The lowest concentration at which an analyte can be detected in a sample and its concentration can be reported with a specified degree of confidence, accuracy and precision. For usage at AETL, RL is equivalant to LOQ.
RPD	Relative Percent Difference

The contents of this report apply to the sample(s) analyzed in accordance with the chain of custody document.
No duplication of this report is allowed, except in its entirety without written approval of the laboratory.

AMERICAN ENVIRONMENTAL TESTING LABORATORY
2834 North Naomi Street Burbank, CA 91504 • ELAP# 1541 & 2402 • LACSD# 10181
TEL (888) 288-AETL • (818) 845-8200 • www.aetlab.com
A KYZER LABS COMPANY

NV5	AETL Job Number:	BCA0049	Site:	Cabrillo ES
3777 Long Beach Boulevard, Annex Building	Project Number:	SMSD-20-9850		
Long Beach, CA 90807	Attention:	Jonathan Barkman		
	Project Name:	Cabrillo ES PCB	Reported:	01/14/2021 16:59

SIM	Selective Ion Monitoring
SPLP	Synthetic Precipitation Leaching Procedure
STLC	Soluble Threshold Limit Concentration
TCLP	Toxicity Characteristic Leaching Procedure
TPH	Total Petroleum Hydrocarbons
TTLC	Total Threshold Limit Concentrations
ug/kg	Micrograms per Kilogram
ug/L	Micrograms per Liter
ug/m3	Micrograms per cubic meter
WET	Waste Extraction Test
Y	Yes
ZHE	Zero Headspace Extraction

The contents of this report apply to the sample(s) analyzed in accordance with the chain of custody document.
No duplication of this report is allowed, except in its entirety without written approval of the laboratory.

AMERICAN ENVIRONMENTAL TESTING LABORATORY
2834 North Naomi Street Burbank, CA 91504 • ELAP# 1541 & 2402 • LACSD# 10181
TEL (888) 288-AETL • (818) 845-8200 • www.aetlab.com
A KYZER LABS COMPANY

January 15, 2021

AETL Job No: BCA0090
Received Date: 01/13/2021
Project Number: SMSD-20-9850

NV5
3777 Long Beach Boulevard, Annex Building
Long Beach, CA 90807
Telephone: (562) 495-5777

Attention: Jonathan Barkman

Project Name: Cabrillo E.S.
Site:

Enclosed please find the results of analyses for samples which were analyzed as specified on the attached chain of custody. If you have any questions concerning this report, please do not hesitate to call.

Checked By:

Christine Novshadayan
Project Manager

Approved By:

Jim Lin
Project Manager

Table of Contents

Client Project Name: Cabrillo Elementary School (SMSD-20-9850)
Work Order Number: BCA0090

1	Cover Letter	1
2	Sample Condition on Receipt	3
3	Chain of Custody	4
4	Cooler Receipt Form	6
5	Case Narrative	7
6	Samples Received	8
7	Positive Hits Summary	16
8	Analytical Results	17
9	Quality Control Results	47
10	Qualifiers and Definitions	50

AMERICAN ENVIRONMENTAL TESTING LABORATORY
2834 North Naomi Street Burbank, CA 91504 • ELAP# 1541 & 2402 • LACSD# 10181
TEL (888) 288-AETL • (818) 845-8200 • www.aetlab.com
A KYZER LABS COMPANY

NV5	AETL Job Number:	BCA0090	
3777 Long Beach Boulevard, Annex Building	Project Number:	SMSD-20-9850	
Long Beach, CA 90807	Attention:	Jonathan Barkman	
	Project Name:	Cabrillo E.S.	Reported: 01/15/2021 12:52

Sample Condition on Receipt

Cooler ID: Default Cooler **Temperature: 4.0 °C**

Are the COCs Correct	Y		
Labels Legible	Y	Containers In Good Condition	Y
COC/Labels Agree	Y	Samples Preserved Properly	Y
Sufficient Sample Volume	Y	Sufficient Holding Time for all Tests	Y
Sample Labels intact	Y	Received on Ice	Y

The contents of this report apply to the sample(s) analyzed in accordance with the chain of custody document.
No duplication of this report is allowed, except in its entirety without written approval of the laboratory.

AMERICAN ENVIRONMENTAL TESTING LABORATORY
2834 NORTH NAOMI ST. BURBANK, CALIFORNIA 91504 ELAP # 1541 LACSD# 10181
TEL (888) 288-AETL (818) 845-8200 FAX (818) 845-8840 www.aetlab.com
A KYZER LABS COMPANY

CHAIN OF CUSTODY RECORD

121406

COMPANY: Alta/NVS
PROJECT MANAGER: Jonathan Barkman
COMPANY ADDRESS: 3777 Long Beach Blvd.
PHONE:
EMAIL: Jonathan.Barkman@NVS
PROJECT NAME: Cabrillo Demo
PROJECT #: SMSP-20-9850
SITE NAME AND ADDRESS: Cabrillo E.S.
PO #:
AETL JOB No. BCA0090
Page 1 of 2

SAMPLE ID	LAB ID	DATE	TIME	MATRIX	CONTAINER NUMBER/SIZE	PRES.	ANALYSIS REQUESTED: SOXHLET EXTRACT	ANALYSIS REQUESTED: PCB 8082	TEST INSTRUCTIONS & COMMENTS
E0113-1	BCA0090-01	1-13-21	0910	BULK	1	ICE	X	X	
2	BCA0090-02		0920				X	X	
3	BCA0090-03		0930				X	X	
4	BCA0090-04		0940				X	X	
5	BCA0090-05		0950				X	X	
6	BCA0090-06		1000				X	X	
7	BCA0090-07		1010				X	X	
8	BCA0090-08		1020				X	X	
9	BCA0090-09		1030				X	X	
10	BCA0090-10		1040				X	X	
11	BCA0090-11		1650				X	X	
12	BCA0090-12		1100				X	X	
13	BCA0090-13		1200				X	X	
14	BCA0090-14		1210				X	X	
15	BCA0090-15		1220				X	X	

TOTAL NUMBER OF CONTAINERS: 15

BILLING INFORMATION / SPECIAL INSTRUCTIONS

RELINQUISHED BY SAMPLER: 1.	RELINQUISHED BY: 2.	RELINQUISHED BY: 3.
Signature:	Signature:	Signature:
Printed Name: Randy Flores	Printed Name:	Printed Name: CHAD WHITE
Date: 1-13-2021 Time: 1539	Date: Time:	Date: 1/13/21 Time: 16:00
RECEIVED BY: 1.	**RECEIVED BY: 2.**	**RECEIVED BY LABORATORY: 3.**
Signature:	Signature:	Signature:
Printed Name: CHAD WHITE	Printed Name:	Printed Name: Dargrs Pirez
Date: 1-13-2021 Time: 15:39	Date: Time:	Date: 1/13/21 Time: 17:00

TURN AROUND TIME

- ☐ NORMAL
- ☐ SAME DAY RUSH
- ☑ NEXT DAY RUSH
- ☐ 2 DAYS RUSH
- ☐ 3 DAYS RUSH
- ☐ 4 DAYS RUSH

DATA DELIVERABLE REQUIRED

- ☐ HARD COPY
- ☑ E-COPY
- ☐ GEOTRACKER (GLOBAL ID) _____
- ☐ OTHER (PLEASE SPECIFY) _____

DISTRIBUTION: WHITE - Laboratory, CANARY - Laboratory, PINK - Project/Account Manager, YELLOW - Sampler/Originator

AMERICAN ENVIRONMENTAL TESTING LABORATORY
2834 NORTH NAOMI ST. BURBANK, CALIFORNIA 91504 ELAP # 1541 LACSD# 10181
TEL (888) 288-AETL (818) 845-8200 FAX (818) 845-8840 www.aetlab.com
A KYZER LABS COMPANY

CHAIN OF CUSTODY RECORD
121407

COMPANY: Alta/NV5 | PROJECT MANAGER: Jonathan Barkman
COMPANY ADDRESS: 3777 Long Beach Blvd. | PHONE | EMAIL: Jonathan.Barkman@NV5.
PROJECT NAME: Cabrillo Demo | PROJECT #: SMSD-20-9850
SITE NAME AND ADDRESS: Cabrillo E.S. | PO #
AETL JOB No. BCA0090 | Page 2 of 2

	SAMPLE ID	LAB ID	DATE	TIME	MATRIX	CONTAINER NUMBER/SIZE	PRES.	ANALYSIS REQUESTED: SOXLHET EXTRACT	ANALYSIS REQUESTED: PCB 8082	TEST INSTRUCTIONS & COMMENTS
1	E0113-16	BCA0090.16	1-13-21	1230	Bulk	1	ICE	X	X	
2	17	BCA0090.17		1240				X	X	
3	18	BCA0090.18		1250				X	X	
4	D0113-1	BCA0090.19		1300				X	X	
5	-2	BCA0090.20		1310				X	X	
6	E0113-1	BCA0090.21		1320				X	X	
7	2	BCA0090.22		1330				X	X	
8	3	BCA0090.23		1340				X	X	
9	4	BCA0090.24		1350				X	X	
10	5	BCA0090.25		1400				X	X	
11	6	BCA0090.26		1425				X	X	
12	7	BCA0090.27		1500				X	X	
13	B0113-1	BCA0090.28		1526				X	X	
14	2	BCA0090.29		1530				X	X	
15	3	BCA0090.30		1540				X	X	

TOTAL NUMBER OF CONTAINERS: 15

BILLING INFORMATION / SPECIAL INSTRUCTIONS

RELINQUISHED BY SAMPLER: 1.	RELINQUISHED BY: 2.	RELINQUISHED BY: 3.
Signature:	Signature:	Signature:
Printed Name: Randy Flores	Printed Name:	Printed Name: CHAD W HITE
Date: 1-13-2021 Time: 1539	Date: Time:	Date: 1/13/20 Time: 17:00
RECEIVED BY: 1.	**RECEIVED BY: 2.**	**RECEIVED BY LABORATORY: 3.**
Signature:	Signature:	Signature:
Printed Name: CHAD WHITE	Printed Name:	Printed Name: Sayris Pineda
Date: 1-13-2021 Time: 15:39	Date: Time:	Date: 1/13/21 Time: 1700

TURN AROUND TIME: ☐ NORMAL ☐ SAME DAY RUSH ☑ NEXT DAY RUSH ☐ 2 DAYS RUSH ☐ 3 DAYS RUSH ☐ 4 DAYS RUSH

DATA DELIVERABLE REQUIRED: ☐ HARD COPY ☑ E-COPY ☐ GEOTRACKER (GLOBAL ID) ☐ OTHER (PLEASE SPECIFY)

DISTRIBUTION: WHITE - Laboratory, CANARY - Laboratory, PINK - Project/Account Manager, YELLOW - Sampler/Originator

AMERICAN ENVIRONMENTAL TESTING LABORATORY
2834 N. NAOMI ST. BURBANK, CALIFORNIA 91504 ELAP# 1541 & 2402 LACSD# 10181
TEL (888) 288-AETL (818) 845-8200 FAX (818) 845-8840 www.aetlab.com
A KYZER LABS COMPANY

COOLER RECEIPT FORM

Client Name: NTS

Project Name:

AETL Job Number: BCA0090

Date Received: 1/13/21 Received by: Sayers Pinch

Carrier: ☑ AETL Courier ☐ Client ☐ GSL ☐ FedEx ☐ UPS
☐ Others:

Samples were received in: ☒ Cooler (1) ☐ Other (Specify):

Inside temperature of shipping container No 1: 4 °C, No 2: _____, No 3: _____

Type of sample containers: ☐ VOA, ☐ Glass bottles, ☐ Wide mouth jars, ☐ HDPE bottles, ☐ Metal sleeves, ☒ Others (Specify): Bags

How are samples preserved: ☐ None, ☑ Ice, ☐ Blue Ice, ☐ Dry Ice
☑ None, ☐ HNO_3, ☐ NaOH, ☐ ZnOAc, ☐ HCl, ☐ $Na_2S_2O_3$, ☐ MeOH, ☐ $NaHSO_4$
☐ Other (Specify):

	Yes	No*	N/A	Name, if client was notified.
1. Are the COCs Correct?	↘			
2. Are Sample labels legible & indelible ink?	↘			
3. Do samples match the COC?	↘			
4. Are the required analyses clear?	↘			
5. Is there enough samples for required analysis?	↘			
6. Does cooler or samples have custody seal(s)?			N/A	
7. Are sample containers in good condition?	↘			
8. Are samples preserved?	↘			
9. Are samples preserved properly for the intended analysis?	↘			
10. Are the VOAs free of headspace?			N/A	
11. Are the jars free of headspace?			N/A	
* = see note below. N/A = Not Applicable				

PLEASE NOTE ALL SAMPLES WILL BE DISPOSED OF 30 DAYS AFTER RECEIVING DATE. IF AETL IS INFORMED OTHERWISE, THERE WILL BE A STORAGE CHARGE PER SAMPLE PER MONTH FOR ANY SAMPLE HELD BEYOND 30 DAYS.

***Explain all "No" answers for above questions:**

_____

_____

_____

_____

AMERICAN ENVIRONMENTAL TESTING LABORATORY
2834 North Naomi Street Burbank, CA 91504 • ELAP# 1541 & 2402 • LACSD# 10181
TEL (888) 288-AETL • (818) 845-8200 • www.aetlab.com
A KYZER LABS COMPANY

NV5	AETL Job Number:	BCA0090		
3777 Long Beach Boulevard, Annex Building	Project Number:	SMSD-20-9850		
Long Beach, CA 90807	Attention:	Jonathan Barkman		
	Project Name:	Cabrillo E.S.	Reported:	01/15/2021 12:52

Case Narrative

The following "Sample Received" Section summarizes the samples received and associated analyses requested as specified on the enclosed chain of custody.

Results as reported by the laboratory apply only to 1) the items tested, 2) as the samples are received, and 3) the accuracy of information provided. Information supplied by the customer that may affect validity of results and may be contained in this report include Project Name/Number, Site Location, Sample Locations, Sampling Dates/Times, Sample ID, Sample Preservation, Sample Matrix, Sample Properties, Field Blanks, Field Duplicates, Field Spikes, and Site Historical Data.

Accreditation applies only to the test methods listed on each scope of accreditation held by the laboratory; certifications held by the laboratory may not apply to results supplied in this report.

Unless otherwise noted, all results of soil and solid samples are based on wet weight.

No analytical non-conformances were encountered.
Qualifiers are noted in the report.

The contents of this report apply to the sample(s) analyzed in accordance with the chain of custody document.
No duplication of this report is allowed, except in its entirety without written approval of the laboratory.

AMERICAN ENVIRONMENTAL TESTING LABORATORY
2834 North Naomi Street Burbank, CA 91504 • ELAP# 1541 & 2402 • LACSD# 10181
TEL (888) 288-AETL • (818) 845-8200 • www.aetlab.com
A KYZER LABS COMPANY

NV5	AETL Job Number:	BCA0090	
3777 Long Beach Boulevard, Annex Building	Project Number:	SMSD-20-9850	
Long Beach, CA 90807	Attention:	Jonathan Barkman	
	Project Name:	Cabrillo E.S.	Reported: 01/15/2021 12:52

Samples Received

AETL received the following samples on 01/13/2021 with the following specifications

Project Name:
Site:

Client ID		Sample Date
E0113-1		01/13/2021 9:10
Lab ID	**Matrix**	**Quantity of Containers**
BCA0090-01	Solid	1

Analysis	Units	TAT
EPA 8082	ug/kg	1

Client ID		Sample Date
E0113-2		01/13/2021 9:20
Lab ID	**Matrix**	**Quantity of Containers**
BCA0090-02	Solid	1

Analysis	Units	TAT
EPA 8082	ug/kg	1

Client ID		Sample Date
E0113-3		01/13/2021 9:30
Lab ID	**Matrix**	**Quantity of Containers**
BCA0090-03	Solid	1

Analysis	Units	TAT
EPA 8082	ug/kg	1

Client ID		Sample Date
E0113-4		01/13/2021 9:40
Lab ID	**Matrix**	**Quantity of Containers**
BCA0090-04	Solid	1

Analysis	Units	TAT
EPA 8082	ug/kg	1

The contents of this report apply to the sample(s) analyzed in accordance with the chain of custody document.
No duplication of this report is allowed, except in its entirety without written approval of the laboratory.

AMERICAN ENVIRONMENTAL TESTING LABORATORY
2834 North Naomi Street Burbank, CA 91504 • ELAP# 1541 & 2402 • LACSD# 10181
TEL (888) 288-AETL • (818) 845-8200 • www.aetlab.com
A KYZER LABS COMPANY

NV5	AETL Job Number:	BCA0090	
3777 Long Beach Boulevard, Annex Building	Project Number:	SMSD-20-9850	
Long Beach, CA 90807	Attention:	Jonathan Barkman	
	Project Name:	Cabrillo E.S.	Reported: 01/15/2021 12:52

Samples Received
(Continued)

AETL received the following samples on 01/13/2021 with the following specifications

Project Name:
Site:

Client ID		Sample Date
E0113-5		01/13/2021 9:50
Lab ID	**Matrix**	**Quantity of Containers**
BCA0090-05	Solid	1
Analysis	**Units**	**TAT**
EPA 8082	ug/kg	1

Client ID		Sample Date
E0113-6		01/13/2021 10:00
Lab ID	**Matrix**	**Quantity of Containers**
BCA0090-06	Solid	1
Analysis	**Units**	**TAT**
EPA 8082	ug/kg	1

Client ID		Sample Date
E0113-7		01/13/2021 10:10
Lab ID	**Matrix**	**Quantity of Containers**
BCA0090-07	Solid	1
Analysis	**Units**	**TAT**
EPA 8082	ug/kg	1

Client ID		Sample Date
E0113-8		01/13/2021 10:20
Lab ID	**Matrix**	**Quantity of Containers**
BCA0090-08	Solid	1
Analysis	**Units**	**TAT**
EPA 8082	ug/kg	1

The contents of this report apply to the sample(s) analyzed in accordance with the chain of custody document.
No duplication of this report is allowed, except in its entirety without written approval of the laboratory.

NV5	AETL Job Number:	BCA0090	
3777 Long Beach Boulevard, Annex Building	Project Number:	SMSD-20-9850	
Long Beach, CA 90807	Attention:	Jonathan Barkman	
	Project Name:	Cabrillo E.S.	Reported: 01/15/2021 12:52

Samples Received
(Continued)

AETL received the following samples on 01/13/2021 with the following specifications

Project Name:
Site:

Client ID		Sample Date
E0113-9		01/13/2021 10:30
Lab ID	**Matrix**	**Quantity of Containers**
BCA0090-09	Solid	1
Analysis	**Units**	**TAT**
EPA 8082	ug/kg	1

Client ID		Sample Date
E0113-10		01/13/2021 10:40
Lab ID	**Matrix**	**Quantity of Containers**
BCA0090-10	Solid	1
Analysis	**Units**	**TAT**
EPA 8082	ug/kg	1

Client ID		Sample Date
E0113-11		01/13/2021 10:50
Lab ID	**Matrix**	**Quantity of Containers**
BCA0090-11	Solid	1
Analysis	**Units**	**TAT**
EPA 8082	ug/kg	1

Client ID		Sample Date
E0113-12		01/13/2021 11:00
Lab ID	**Matrix**	**Quantity of Containers**
BCA0090-12	Solid	1
Analysis	**Units**	**TAT**
EPA 8082	ug/kg	1

The contents of this report apply to the sample(s) analyzed in accordance with the chain of custody document.
No duplication of this report is allowed, except in its entirety without written approval of the laboratory.

AMERICAN ENVIRONMENTAL TESTING LABORATORY
2834 North Naomi Street Burbank, CA 91504 • ELAP# 1541 & 2402 • LACSD# 10181
TEL (888) 288-AETL • (818) 845-8200 • www.aetlab.com
A KYZER LABS COMPANY

NV5	AETL Job Number:	BCA0090	
3777 Long Beach Boulevard, Annex Building	Project Number:	SMSD-20-9850	
Long Beach, CA 90807	Attention:	Jonathan Barkman	
	Project Name:	Cabrillo E.S.	Reported: 01/15/2021 12:52

Samples Received
(Continued)

AETL received the following samples on 01/13/2021 with the following specifications

Project Name:
Site:

Client ID		Sample Date
E0113-13		01/13/2021 12:00
Lab ID	**Matrix**	**Quantity of Containers**
BCA0090-13	Solid	1
Analysis	**Units**	**TAT**
EPA 8082	ug/kg	1

Client ID		Sample Date
E0113-14		01/13/2021 12:10
Lab ID	**Matrix**	**Quantity of Containers**
BCA0090-14	Solid	1
Analysis	**Units**	**TAT**
EPA 8082	ug/kg	1

Client ID		Sample Date
E0113-15		01/13/2021 12:20
Lab ID	**Matrix**	**Quantity of Containers**
BCA0090-15	Solid	1
Analysis	**Units**	**TAT**
EPA 8082	ug/kg	1

Client ID		Sample Date
E0113-16		01/13/2021 12:30
Lab ID	**Matrix**	**Quantity of Containers**
BCA0090-16	Solid	1
Analysis	**Units**	**TAT**
EPA 8082	ug/kg	1

The contents of this report apply to the sample(s) analyzed in accordance with the chain of custody document.
No duplication of this report is allowed, except in its entirety without written approval of the laboratory.

NV5	AETL Job Number:	BCA0090	
3777 Long Beach Boulevard, Annex Building	Project Number:	SMSD-20-9850	
Long Beach, CA 90807	Attention:	Jonathan Barkman	
	Project Name:	Cabrillo E.S.	Reported: 01/15/2021 12:52

Samples Received
(Continued)

AETL received the following samples on 01/13/2021 with the following specifications

Project Name:
Site:

Client ID		Sample Date
E0113-17		01/13/2021 12:40
Lab ID	**Matrix**	**Quantity of Containers**
BCA0090-17	Solid	1
Analysis	**Units**	**TAT**
EPA 8082	ug/kg	1

Client ID		Sample Date
E0113-18		01/13/2021 12:50
Lab ID	**Matrix**	**Quantity of Containers**
BCA0090-18	Solid	1
Analysis	**Units**	**TAT**
EPA 8082	ug/kg	1

Client ID		Sample Date
D0113-1		01/13/2021 13:00
Lab ID	**Matrix**	**Quantity of Containers**
BCA0090-19	Solid	1
Analysis	**Units**	**TAT**
EPA 8082	ug/kg	1

Client ID		Sample Date
D0113-2		01/13/2021 13:10
Lab ID	**Matrix**	**Quantity of Containers**
BCA0090-20	Solid	1
Analysis	**Units**	**TAT**
EPA 8082	ug/kg	1

The contents of this report apply to the sample(s) analyzed in accordance with the chain of custody document.
No duplication of this report is allowed, except in its entirety without written approval of the laboratory.

AMERICAN ENVIRONMENTAL TESTING LABORATORY
2834 North Naomi Street Burbank, CA 91504 • ELAP# 1541 & 2402 • LACSD# 10181
TEL (888) 288-AETL • (818) 845-8200 • www.aetlab.com
A KYZER LABS COMPANY

NV5	AETL Job Number:	BCA0090	
3777 Long Beach Boulevard, Annex Building	Project Number:	SMSD-20-9850	
Long Beach, CA 90807	Attention:	Jonathan Barkman	
	Project Name:	Cabrillo E.S.	Reported: 01/15/2021 12:52

Samples Received

(Continued)

AETL received the following samples on 01/13/2021 with the following specifications

Project Name:
Site:

Client ID		Sample Date
C0113-1		01/13/2021 13:20
Lab ID	**Matrix**	**Quantity of Containers**
BCA0090-21	Solid	1
Analysis	**Units**	**TAT**
EPA 8082	ug/kg	1

Client ID		Sample Date
C0113-2		01/13/2021 13:30
Lab ID	**Matrix**	**Quantity of Containers**
BCA0090-22	Solid	1
Analysis	**Units**	**TAT**
EPA 8082	ug/kg	1

Client ID		Sample Date
C0113-3		01/13/2021 13:40
Lab ID	**Matrix**	**Quantity of Containers**
BCA0090-23	Solid	1
Analysis	**Units**	**TAT**
EPA 8082	ug/kg	1

Client ID		Sample Date
C0113-4		01/13/2021 13:50
Lab ID	**Matrix**	**Quantity of Containers**
BCA0090-24	Solid	1
Analysis	**Units**	**TAT**
EPA 8082	ug/kg	1

The contents of this report apply to the sample(s) analyzed in accordance with the chain of custody document.
No duplication of this report is allowed, except in its entirety without written approval of the laboratory.

NV5	AETL Job Number:	BCA0090	
3777 Long Beach Boulevard, Annex Building	Project Number:	SMSD-20-9850	
Long Beach, CA 90807	Attention:	Jonathan Barkman	
	Project Name:	Cabrillo E.S.	Reported: 01/15/2021 12:52

Samples Received

(Continued)

AETL received the following samples on 01/13/2021 with the following specifications

Project Name:
Site:

Client ID		Sample Date
C0113-5		01/13/2021 14:00
Lab ID	**Matrix**	**Quantity of Containers**
BCA0090-25	Solid	1
Analysis	**Units**	**TAT**
EPA 8082	ug/kg	1

Client ID		Sample Date
C0113-6		01/13/2021 14:25
Lab ID	**Matrix**	**Quantity of Containers**
BCA0090-26	Solid	1
Analysis	**Units**	**TAT**
EPA 8082	ug/kg	1

Client ID		Sample Date
C0113-7		01/13/2021 15:00
Lab ID	**Matrix**	**Quantity of Containers**
BCA0090-27	Solid	1
Analysis	**Units**	**TAT**
EPA 8082	ug/kg	1

Client ID		Sample Date
B0113-1		01/13/2021 15:20
Lab ID	**Matrix**	**Quantity of Containers**
BCA0090-28	Solid	1
Analysis	**Units**	**TAT**
EPA 8082	ug/kg	1

The contents of this report apply to the sample(s) analyzed in accordance with the chain of custody document.
No duplication of this report is allowed, except in its entirety without written approval of the laboratory.

AMERICAN ENVIRONMENTAL TESTING LABORATORY
2834 North Naomi Street Burbank, CA 91504 • ELAP# 1541 & 2402 • LACSD# 10181
TEL (888) 288-AETL • (818) 845-8200 • www.aetlab.com
A KYZER LABS COMPANY

NV5	AETL Job Number:	BCA0090	
3777 Long Beach Boulevard, Annex Building	Project Number:	SMSD-20-9850	
Long Beach, CA 90807	Attention:	Jonathan Barkman	
	Project Name:	Cabrillo E.S.	Reported: 01/15/2021 12:52

Samples Received

(Continued)

AETL received the following samples on 01/13/2021 with the following specifications

Project Name:
Site:

Client ID		Sample Date
B0113-2		01/13/2021 15:30
Lab ID	**Matrix**	**Quantity of Containers**
BCA0090-29	Solid	1
Analysis	**Units**	**TAT**
EPA 8082	ug/kg	1

Client ID		Sample Date
B0113-3		01/13/2021 15:40
Lab ID	**Matrix**	**Quantity of Containers**
BCA0090-30	Solid	1
Analysis	**Units**	**TAT**
EPA 8082	ug/kg	1

Total Number of Samples received: 30

The contents of this report apply to the sample(s) analyzed in accordance with the chain of custody document.
No duplication of this report is allowed, except in its entirety without written approval of the laboratory.

AMERICAN ENVIRONMENTAL TESTING LABORATORY
2834 North Naomi Street Burbank, CA 91504 • ELAP# 1541 & 2402 • LACSD# 10181
TEL (888) 288-AETL • (818) 845-8200 • www.aetlab.com
A KYZER LABS COMPANY

NV5	AETL Job Number:	BCA0090	
3777 Long Beach Boulevard, Annex Building	Project Number:	SMSD-20-9850	
Long Beach, CA 90807	Attention:	Jonathan Barkman	
	Project Name:	Cabrillo E.S.	Reported: 01/15/2021 12:52

Positive Hits Summary

Lab ID	Client ID				Received
BCA0090-16	E0113-16				01/13/2021 17:00
Method	Analyte	Result	Qualifier	Unit	Analyzed
EPA 8082	Aroclor-1254 (PCB-1254)	2660	J	ug/kg	01/14/2021 22:22

Lab ID	Client ID				Received
BCA0090-21	C0113-1				01/13/2021 17:00
Method	Analyte	Result	Qualifier	Unit	Analyzed
EPA 8082	Aroclor-1254 (PCB-1254)	215000		ug/kg	01/15/2021 00:19

Lab ID	Client ID				Received
BCA0090-22	C0113-2				01/13/2021 17:00
Method	Analyte	Result	Qualifier	Unit	Analyzed
EPA 8082	Aroclor-1254 (PCB-1254)	1580000		ug/kg	01/15/2021 00:38

Lab ID	Client ID				Received
BCA0090-23	C0113-3				01/13/2021 17:00
Method	Analyte	Result	Qualifier	Unit	Analyzed
EPA 8082	Aroclor-1254 (PCB-1254)	309000		ug/kg	01/15/2021 00:57

Lab ID	Client ID				Received
BCA0090-24	C0113-4				01/13/2021 17:00
Method	Analyte	Result	Qualifier	Unit	Analyzed
EPA 8082	Aroclor-1254 (PCB-1254)	431000		ug/kg	01/15/2021 01:17

Lab ID	Client ID				Received
BCA0090-27	C0113-7				01/13/2021 17:00
Method	Analyte	Result	Qualifier	Unit	Analyzed
EPA 8082	Aroclor-1254 (PCB-1254)	6010		ug/kg	01/15/2021 02:15

The contents of this report apply to the sample(s) analyzed in accordance with the chain of custody document.
No duplication of this report is allowed, except in its entirety without written approval of the laboratory.

AMERICAN ENVIRONMENTAL TESTING LABORATORY
2834 North Naomi Street Burbank, CA 91504 • ELAP# 1541 & 2402 • LACSD# 10181
TEL (888) 288-AETL • (818) 845-8200 • www.aetlab.com
A KYZER LABS COMPANY

NV5	AETL Job Number:	BCA0090	
3777 Long Beach Boulevard, Annex Building	Project Number:	SMSD-20-9850	
Long Beach, CA 90807	Attention:	Jonathan Barkman	
	Project Name:	Cabrillo E.S.	Reported: 01/15/2021 12:52

Analytical Results

Client ID: **E0113-1**
Lab ID: **BCA0090-01 (Solid)** **Sampled:** **01/13/21 9:10**

PCBs

Method: EPA 8082

Analyte	Result	Qualifier	Dilution	MDL	RL	Units	Prepared Date/Time	Analyzed Date/Time	Batch	Analyst Initials	Prep. Method
Aroclor-1016 (PCB-1016)	ND		20	2000	5000	ug/kg	01/14/21 08:00	01/14/21 16:13	B1A0237	ATS	3540C
Aroclor-1221 (PCB-1221)	ND		20	2000	5000	ug/kg	01/14/21 08:00	01/14/21 16:13	B1A0237	ATS	3540C
Aroclor-1232 (PCB-1232)	ND		20	2000	5000	ug/kg	01/14/21 08:00	01/14/21 16:13	B1A0237	ATS	3540C
Aroclor-1242 (PCB-1242)	ND		20	2000	5000	ug/kg	01/14/21 08:00	01/14/21 16:13	B1A0237	ATS	3540C
Aroclor-1248 (PCB-1248)	ND		20	2000	5000	ug/kg	01/14/21 08:00	01/14/21 16:13	B1A0237	ATS	3540C
Aroclor-1254 (PCB-1254)	ND		20	2000	5000	ug/kg	01/14/21 08:00	01/14/21 16:13	B1A0237	ATS	3540C
Aroclor-1260 (PCB-1260)	ND		20	2000	5000	ug/kg	01/14/21 08:00	01/14/21 16:13	B1A0237	ATS	3540C
Aroclor-1262 (PCB-1262)	ND		20	2000	5000	ug/kg	01/14/21 08:00	01/14/21 16:13	B1A0237	ATS	3540C
Aroclor-1268 (PCB-1268)	ND		20	2000	5000	ug/kg	01/14/21 08:00	01/14/21 16:13	B1A0237	ATS	3540C
	Recovery				Acceptance Criteria						
Surrogate: Decachlorobiphenyl	*66.6%*				*30-150*		01/14/21 08:00	*01/14/21 16:13*	B1A0237	*ATS*	3540C
Surrogate: Tetrachloro-m-xylene	*55.0%*				*30-150*		01/14/21 08:00	*01/14/21 16:13*	B1A0237	*ATS*	3540C

The contents of this report apply to the sample(s) analyzed in accordance with the chain of custody document.
No duplication of this report is allowed, except in its entirety without written approval of the laboratory.

AMERICAN ENVIRONMENTAL TESTING LABORATORY
2834 North Naomi Street Burbank, CA 91504 • ELAP# 1541 & 2402 • LACSD# 10181
TEL (888) 288-AETL • (818) 845-8200 • www.aetlab.com
A KYZER LABS COMPANY

NV5	AETL Job Number:	BCA0090	
3777 Long Beach Boulevard, Annex Building	Project Number:	SMSD-20-9850	
Long Beach, CA 90807	Attention:	Jonathan Barkman	
	Project Name:	Cabrillo E.S.	Reported: 01/15/2021 12:52

Analytical Results

Client ID: **E0113-2**
Lab ID: **BCA0090-02 (Solid)** **Sampled:** **01/13/21 9:20**

PCBs

Method: EPA 8082

Analyte	Result	Qualifier	Dilution	MDL	RL	Units	Prepared Date/Time	Analyzed Date/Time	Batch	Analyst Initials	Prep. Method
Aroclor-1016 (PCB-1016)	ND		20	2000	5000	ug/kg	01/14/21 08:00	01/14/21 16:32	B1A0237	ATS	3540C
Aroclor-1221 (PCB-1221)	ND		20	2000	5000	ug/kg	01/14/21 08:00	01/14/21 16:32	B1A0237	ATS	3540C
Aroclor-1232 (PCB-1232)	ND		20	2000	5000	ug/kg	01/14/21 08:00	01/14/21 16:32	B1A0237	ATS	3540C
Aroclor-1242 (PCB-1242)	ND		20	2000	5000	ug/kg	01/14/21 08:00	01/14/21 16:32	B1A0237	ATS	3540C
Aroclor-1248 (PCB-1248)	ND		20	2000	5000	ug/kg	01/14/21 08:00	01/14/21 16:32	B1A0237	ATS	3540C
Aroclor-1254 (PCB-1254)	ND		20	2000	5000	ug/kg	01/14/21 08:00	01/14/21 16:32	B1A0237	ATS	3540C
Aroclor-1260 (PCB-1260)	ND		20	2000	5000	ug/kg	01/14/21 08:00	01/14/21 16:32	B1A0237	ATS	3540C
Aroclor-1262 (PCB-1262)	ND		20	2000	5000	ug/kg	01/14/21 08:00	01/14/21 16:32	B1A0237	ATS	3540C
Aroclor-1268 (PCB-1268)	ND		20	2000	5000	ug/kg	01/14/21 08:00	01/14/21 16:32	B1A0237	ATS	3540C
	Recovery				Acceptance Criteria						
Surrogate: Decachlorobiphenyl	*42.1%*				*30-150*		01/14/21 08:00	*01/14/21 16:32*	B1A0237	*ATS*	3540C
Surrogate: Tetrachloro-m-xylene	*34.8%*				*30-150*		01/14/21 08:00	*01/14/21 16:32*	B1A0237	*ATS*	3540C

The contents of this report apply to the sample(s) analyzed in accordance with the chain of custody document.
No duplication of this report is allowed, except in its entirety without written approval of the laboratory.

AMERICAN ENVIRONMENTAL TESTING LABORATORY
2834 North Naomi Street Burbank, CA 91504 • ELAP# 1541 & 2402 • LACSD# 10181
TEL (888) 288-AETL • (818) 845-8200 • www.aetlab.com
A KYZER LABS COMPANY

NV5	AETL Job Number:	BCA0090	
3777 Long Beach Boulevard, Annex Building	Project Number:	SMSD-20-9850	
Long Beach, CA 90807	Attention:	Jonathan Barkman	
	Project Name:	Cabrillo E.S.	Reported: 01/15/2021 12:52

Analytical Results

Client ID: **E0113-3**
Lab ID: **BCA0090-03 (Solid)** **Sampled:** **01/13/21 9:30**

PCBs

Method: EPA 8082

Analyte	Result	Qualifier	Dilution	MDL	RL	Units	Prepared Date/Time	Analyzed Date/Time	Batch	Analyst Initials	Prep. Method
Aroclor-1016 (PCB-1016)	ND		20	2000	5000	ug/kg	01/14/21 08:00	01/14/21 16:53	B1A0237	ATS	3540C
Aroclor-1221 (PCB-1221)	ND		20	2000	5000	ug/kg	01/14/21 08:00	01/14/21 16:53	B1A0237	ATS	3540C
Aroclor-1232 (PCB-1232)	ND		20	2000	5000	ug/kg	01/14/21 08:00	01/14/21 16:53	B1A0237	ATS	3540C
Aroclor-1242 (PCB-1242)	ND		20	2000	5000	ug/kg	01/14/21 08:00	01/14/21 16:53	B1A0237	ATS	3540C
Aroclor-1248 (PCB-1248)	ND		20	2000	5000	ug/kg	01/14/21 08:00	01/14/21 16:53	B1A0237	ATS	3540C
Aroclor-1254 (PCB-1254)	ND		20	2000	5000	ug/kg	01/14/21 08:00	01/14/21 16:53	B1A0237	ATS	3540C
Aroclor-1260 (PCB-1260)	ND		20	2000	5000	ug/kg	01/14/21 08:00	01/14/21 16:53	B1A0237	ATS	3540C
Aroclor-1262 (PCB-1262)	ND		20	2000	5000	ug/kg	01/14/21 08:00	01/14/21 16:53	B1A0237	ATS	3540C
Aroclor-1268 (PCB-1268)	ND		20	2000	5000	ug/kg	01/14/21 08:00	01/14/21 16:53	B1A0237	ATS	3540C
	Recovery				Acceptance Criteria						
Surrogate: Decachlorobiphenyl	*52.8%*				*30-150*		01/14/21 08:00	*01/14/21 16:53*	B1A0237	*ATS*	3540C
Surrogate: Tetrachloro-m-xylene	*33.9%*				*30-150*		01/14/21 08:00	*01/14/21 16:53*	B1A0237	*ATS*	3540C

The contents of this report apply to the sample(s) analyzed in accordance with the chain of custody document.
No duplication of this report is allowed, except in its entirety without written approval of the laboratory.

AMERICAN ENVIRONMENTAL TESTING LABORATORY
2834 North Naomi Street Burbank, CA 91504 • ELAP# 1541 & 2402 • LACSD# 10181
TEL (888) 288-AETL • (818) 845-8200 • www.aetlab.com
A KYZER LABS COMPANY

NV5	AETL Job Number:	BCA0090	
3777 Long Beach Boulevard, Annex Building	Project Number:	SMSD-20-9850	
Long Beach, CA 90807	Attention:	Jonathan Barkman	
	Project Name:	Cabrillo E.S.	Reported: 01/15/2021 12:52

Analytical Results

Client ID: **E0113-4**
Lab ID: **BCA0090-04 (Solid)** **Sampled:** **01/13/21 9:40**

PCBs

Method: EPA 8082

Analyte	Result	Qualifier	Dilution	MDL	RL	Units	Prepared Date/Time	Analyzed Date/Time	Batch	Analyst Initials	Prep. Method
Aroclor-1016 (PCB-1016)	ND		20	2000	5000	ug/kg	01/14/21 08:00	01/14/21 17:12	B1A0237	ATS	3540C
Aroclor-1221 (PCB-1221)	ND		20	2000	5000	ug/kg	01/14/21 08:00	01/14/21 17:12	B1A0237	ATS	3540C
Aroclor-1232 (PCB-1232)	ND		20	2000	5000	ug/kg	01/14/21 08:00	01/14/21 17:12	B1A0237	ATS	3540C
Aroclor-1242 (PCB-1242)	ND		20	2000	5000	ug/kg	01/14/21 08:00	01/14/21 17:12	B1A0237	ATS	3540C
Aroclor-1248 (PCB-1248)	ND		20	2000	5000	ug/kg	01/14/21 08:00	01/14/21 17:12	B1A0237	ATS	3540C
Aroclor-1254 (PCB-1254)	ND		20	2000	5000	ug/kg	01/14/21 08:00	01/14/21 17:12	B1A0237	ATS	3540C
Aroclor-1260 (PCB-1260)	ND		20	2000	5000	ug/kg	01/14/21 08:00	01/14/21 17:12	B1A0237	ATS	3540C
Aroclor-1262 (PCB-1262)	ND		20	2000	5000	ug/kg	01/14/21 08:00	01/14/21 17:12	B1A0237	ATS	3540C
Aroclor-1268 (PCB-1268)	ND		20	2000	5000	ug/kg	01/14/21 08:00	01/14/21 17:12	B1A0237	ATS	3540C
	Recovery				Acceptance Criteria						
Surrogate: Decachlorobiphenyl	*74.5%*				*30-150*		01/14/21 08:00	*01/14/21 17:12*	B1A0237	*ATS*	3540C
Surrogate: Tetrachloro-m-xylene	*82.7%*				*30-150*		01/14/21 08:00	*01/14/21 17:12*	B1A0237	*ATS*	3540C

The contents of this report apply to the sample(s) analyzed in accordance with the chain of custody document.
No duplication of this report is allowed, except in its entirety without written approval of the laboratory.

AMERICAN ENVIRONMENTAL TESTING LABORATORY
2834 North Naomi Street Burbank, CA 91504 • ELAP# 1541 & 2402 • LACSD# 10181
TEL (888) 288-AETL • (818) 845-8200 • www.aetlab.com
A KYZER LABS COMPANY

NV5	AETL Job Number:	BCA0090	
3777 Long Beach Boulevard, Annex Building	Project Number:	SMSD-20-9850	
Long Beach, CA 90807	Attention:	Jonathan Barkman	
	Project Name:	Cabrillo E.S.	Reported: 01/15/2021 12:52

Analytical Results

Client ID: **E0113-5**
Lab ID: **BCA0090-05 (Solid)** **Sampled:** **01/13/21 9:50**

PCBs

Method: EPA 8082

Analyte	Result	Qualifier	Dilution	MDL	RL	Units	Prepared Date/Time	Analyzed Date/Time	Batch	Analyst Initials	Prep. Method
Aroclor-1016 (PCB-1016)	ND		20	2000	5000	ug/kg	01/14/21 08:00	01/14/21 17:32	B1A0237	ATS	3540C
Aroclor-1221 (PCB-1221)	ND		20	2000	5000	ug/kg	01/14/21 08:00	01/14/21 17:32	B1A0237	ATS	3540C
Aroclor-1232 (PCB-1232)	ND		20	2000	5000	ug/kg	01/14/21 08:00	01/14/21 17:32	B1A0237	ATS	3540C
Aroclor-1242 (PCB-1242)	ND		20	2000	5000	ug/kg	01/14/21 08:00	01/14/21 17:32	B1A0237	ATS	3540C
Aroclor-1248 (PCB-1248)	ND		20	2000	5000	ug/kg	01/14/21 08:00	01/14/21 17:32	B1A0237	ATS	3540C
Aroclor-1254 (PCB-1254)	ND		20	2000	5000	ug/kg	01/14/21 08:00	01/14/21 17:32	B1A0237	ATS	3540C
Aroclor-1260 (PCB-1260)	ND		20	2000	5000	ug/kg	01/14/21 08:00	01/14/21 17:32	B1A0237	ATS	3540C
Aroclor-1262 (PCB-1262)	ND		20	2000	5000	ug/kg	01/14/21 08:00	01/14/21 17:32	B1A0237	ATS	3540C
Aroclor-1268 (PCB-1268)	ND		20	2000	5000	ug/kg	01/14/21 08:00	01/14/21 17:32	B1A0237	ATS	3540C
	Recovery				Acceptance Criteria						
Surrogate: Decachlorobiphenyl	*78.3%*				*30-150*		01/14/21 08:00	*01/14/21 17:32*	B1A0237	*ATS*	3540C
Surrogate: Tetrachloro-m-xylene	*67.1%*				*30-150*		01/14/21 08:00	*01/14/21 17:32*	B1A0237	*ATS*	3540C

The contents of this report apply to the sample(s) analyzed in accordance with the chain of custody document.
No duplication of this report is allowed, except in its entirety without written approval of the laboratory.

AMERICAN ENVIRONMENTAL TESTING LABORATORY
2834 North Naomi Street Burbank, CA 91504 • ELAP# 1541 & 2402 • LACSD# 10181
TEL (888) 288-AETL • (818) 845-8200 • www.aetlab.com
A KYZER LABS COMPANY

NV5	AETL Job Number:	BCA0090	
3777 Long Beach Boulevard, Annex Building	Project Number:	SMSD-20-9850	
Long Beach, CA 90807	Attention:	Jonathan Barkman	
	Project Name:	Cabrillo E.S.	Reported: 01/15/2021 12:52

Analytical Results

Client ID: **E0113-6**
Lab ID: **BCA0090-06 (Solid)** **Sampled:** **01/13/21 10:00**

PCBs

Method: EPA 8082

Analyte	Result	Qualifier	Dilution	MDL	RL	Units	Prepared Date/Time	Analyzed Date/Time	Batch	Analyst Initials	Prep. Method
Aroclor-1016 (PCB-1016)	ND		20	4000	10000	ug/kg	01/14/21 08:00	01/14/21 17:51	B1A0237	ATS	3540C
Aroclor-1221 (PCB-1221)	ND		20	4000	10000	ug/kg	01/14/21 08:00	01/14/21 17:51	B1A0237	ATS	3540C
Aroclor-1232 (PCB-1232)	ND		20	4000	10000	ug/kg	01/14/21 08:00	01/14/21 17:51	B1A0237	ATS	3540C
Aroclor-1242 (PCB-1242)	ND		20	4000	10000	ug/kg	01/14/21 08:00	01/14/21 17:51	B1A0237	ATS	3540C
Aroclor-1248 (PCB-1248)	ND		20	4000	10000	ug/kg	01/14/21 08:00	01/14/21 17:51	B1A0237	ATS	3540C
Aroclor-1254 (PCB-1254)	ND		20	4000	10000	ug/kg	01/14/21 08:00	01/14/21 17:51	B1A0237	ATS	3540C
Aroclor-1260 (PCB-1260)	ND		20	4000	10000	ug/kg	01/14/21 08:00	01/14/21 17:51	B1A0237	ATS	3540C
Aroclor-1262 (PCB-1262)	ND		20	4000	10000	ug/kg	01/14/21 08:00	01/14/21 17:51	B1A0237	ATS	3540C
Aroclor-1268 (PCB-1268)	ND		20	4000	10000	ug/kg	01/14/21 08:00	01/14/21 17:51	B1A0237	ATS	3540C
	Recovery				Acceptance Criteria						
Surrogate: Decachlorobiphenyl	*81.6%*				*30-150*		01/14/21 08:00	*01/14/21 17:51*	B1A0237	*ATS*	3540C
Surrogate: Tetrachloro-m-xylene	*43.8%*				*30-150*		01/14/21 08:00	*01/14/21 17:51*	B1A0237	*ATS*	3540C

The contents of this report apply to the sample(s) analyzed in accordance with the chain of custody document.
No duplication of this report is allowed, except in its entirety without written approval of the laboratory.

AMERICAN ENVIRONMENTAL TESTING LABORATORY
2834 North Naomi Street Burbank, CA 91504 • ELAP# 1541 & 2402 • LACSD# 10181
TEL (888) 288-AETL • (818) 845-8200 • www.aetlab.com
A KYZER LABS COMPANY

NV5	AETL Job Number:	BCA0090	
3777 Long Beach Boulevard, Annex Building	Project Number:	SMSD-20-9850	
Long Beach, CA 90807	Attention:	Jonathan Barkman	
	Project Name:	Cabrillo E.S.	Reported: 01/15/2021 12:52

Analytical Results

Client ID: **E0113-7**
Lab ID: **BCA0090-07 (Solid)** **Sampled:** **01/13/21 10:10**

PCBs

Method: EPA 8082

Analyte	Result	Qualifier	Dilution	MDL	RL	Units	Prepared Date/Time	Analyzed Date/Time	Batch	Analyst Initials	Prep. Method
Aroclor-1016 (PCB-1016)	ND		20	4000	10000	ug/kg	01/14/21 08:00	01/14/21 18:10	B1A0237	ATS	3540C
Aroclor-1221 (PCB-1221)	ND		20	4000	10000	ug/kg	01/14/21 08:00	01/14/21 18:10	B1A0237	ATS	3540C
Aroclor-1232 (PCB-1232)	ND		20	4000	10000	ug/kg	01/14/21 08:00	01/14/21 18:10	B1A0237	ATS	3540C
Aroclor-1242 (PCB-1242)	ND		20	4000	10000	ug/kg	01/14/21 08:00	01/14/21 18:10	B1A0237	ATS	3540C
Aroclor-1248 (PCB-1248)	ND		20	4000	10000	ug/kg	01/14/21 08:00	01/14/21 18:10	B1A0237	ATS	3540C
Aroclor-1254 (PCB-1254)	ND		20	4000	10000	ug/kg	01/14/21 08:00	01/14/21 18:10	B1A0237	ATS	3540C
Aroclor-1260 (PCB-1260)	ND		20	4000	10000	ug/kg	01/14/21 08:00	01/14/21 18:10	B1A0237	ATS	3540C
Aroclor-1262 (PCB-1262)	ND		20	4000	10000	ug/kg	01/14/21 08:00	01/14/21 18:10	B1A0237	ATS	3540C
Aroclor-1268 (PCB-1268)	ND		20	4000	10000	ug/kg	01/14/21 08:00	01/14/21 18:10	B1A0237	ATS	3540C
	Recovery				Acceptance Criteria						
Surrogate: Decachlorobiphenyl	*119%*				*30-150*		01/14/21 08:00	*01/14/21 18:10*	B1A0237	*ATS*	3540C
Surrogate: Tetrachloro-m-xylene	*69.7%*				*30-150*		01/14/21 08:00	*01/14/21 18:10*	B1A0237	*ATS*	3540C

The contents of this report apply to the sample(s) analyzed in accordance with the chain of custody document.
No duplication of this report is allowed, except in its entirety without written approval of the laboratory.

AMERICAN ENVIRONMENTAL TESTING LABORATORY
2834 North Naomi Street Burbank, CA 91504 • ELAP# 1541 & 2402 • LACSD# 10181
TEL (888) 288-AETL • (818) 845-8200 • www.aetlab.com
A KYZER LABS COMPANY

NV5	AETL Job Number:	BCA0090	
3777 Long Beach Boulevard, Annex Building	Project Number:	SMSD-20-9850	
Long Beach, CA 90807	Attention:	Jonathan Barkman	
	Project Name:	Cabrillo E.S.	Reported: 01/15/2021 12:52

Analytical Results

Client ID: **E0113-8**
Lab ID: **BCA0090-08 (Solid)** **Sampled:** **01/13/21 10:20**

PCBs

Method: EPA 8082

Analyte	Result	Qualifier	Dilution	MDL	RL	Units	Prepared Date/Time	Analyzed Date/Time	Batch	Analyst Initials	Prep. Method
Aroclor-1016 (PCB-1016)	ND		20	4000	10000	ug/kg	01/14/21 08:00	01/14/21 18:30	B1A0237	ATS	3540C
Aroclor-1221 (PCB-1221)	ND		20	4000	10000	ug/kg	01/14/21 08:00	01/14/21 18:30	B1A0237	ATS	3540C
Aroclor-1232 (PCB-1232)	ND		20	4000	10000	ug/kg	01/14/21 08:00	01/14/21 18:30	B1A0237	ATS	3540C
Aroclor-1242 (PCB-1242)	ND		20	4000	10000	ug/kg	01/14/21 08:00	01/14/21 18:30	B1A0237	ATS	3540C
Aroclor-1248 (PCB-1248)	ND		20	4000	10000	ug/kg	01/14/21 08:00	01/14/21 18:30	B1A0237	ATS	3540C
Aroclor-1254 (PCB-1254)	ND		20	4000	10000	ug/kg	01/14/21 08:00	01/14/21 18:30	B1A0237	ATS	3540C
Aroclor-1260 (PCB-1260)	ND		20	4000	10000	ug/kg	01/14/21 08:00	01/14/21 18:30	B1A0237	ATS	3540C
Aroclor-1262 (PCB-1262)	ND		20	4000	10000	ug/kg	01/14/21 08:00	01/14/21 18:30	B1A0237	ATS	3540C
Aroclor-1268 (PCB-1268)	ND		20	4000	10000	ug/kg	01/14/21 08:00	01/14/21 18:30	B1A0237	ATS	3540C
	Recovery				Acceptance Criteria						
Surrogate: Decachlorobiphenyl	*87.1%*				*30-150*		01/14/21 08:00	*01/14/21 18:30*	B1A0237	*ATS*	3540C
Surrogate: Tetrachloro-m-xylene	*75.8%*				*30-150*		01/14/21 08:00	*01/14/21 18:30*	B1A0237	*ATS*	3540C

The contents of this report apply to the sample(s) analyzed in accordance with the chain of custody document.
No duplication of this report is allowed, except in its entirety without written approval of the laboratory.

AMERICAN ENVIRONMENTAL TESTING LABORATORY
2834 North Naomi Street Burbank, CA 91504 • ELAP# 1541 & 2402 • LACSD# 10181
TEL (888) 288-AETL • (818) 845-8200 • www.aetlab.com
A KYZER LABS COMPANY

NV5	AETL Job Number:	BCA0090	
3777 Long Beach Boulevard, Annex Building	Project Number:	SMSD-20-9850	
Long Beach, CA 90807	Attention:	Jonathan Barkman	
	Project Name:	Cabrillo E.S.	Reported: 01/15/2021 12:52

Analytical Results

Client ID: **E0113-9**
Lab ID: **BCA0090-09 (Solid)** **Sampled:** **01/13/21 10:30**

PCBs

Method: EPA 8082

Analyte	Result	Qualifier	Dilution	MDL	RL	Units	Prepared Date/Time	Analyzed Date/Time	Batch	Analyst Initials	Prep. Method
Aroclor-1016 (PCB-1016)	ND		20	4000	10000	ug/kg	01/14/21 08:00	01/14/21 18:49	B1A0237	ATS	3540C
Aroclor-1221 (PCB-1221)	ND		20	4000	10000	ug/kg	01/14/21 08:00	01/14/21 18:49	B1A0237	ATS	3540C
Aroclor-1232 (PCB-1232)	ND		20	4000	10000	ug/kg	01/14/21 08:00	01/14/21 18:49	B1A0237	ATS	3540C
Aroclor-1242 (PCB-1242)	ND		20	4000	10000	ug/kg	01/14/21 08:00	01/14/21 18:49	B1A0237	ATS	3540C
Aroclor-1248 (PCB-1248)	ND		20	4000	10000	ug/kg	01/14/21 08:00	01/14/21 18:49	B1A0237	ATS	3540C
Aroclor-1254 (PCB-1254)	ND		20	4000	10000	ug/kg	01/14/21 08:00	01/14/21 18:49	B1A0237	ATS	3540C
Aroclor-1260 (PCB-1260)	ND		20	4000	10000	ug/kg	01/14/21 08:00	01/14/21 18:49	B1A0237	ATS	3540C
Aroclor-1262 (PCB-1262)	ND		20	4000	10000	ug/kg	01/14/21 08:00	01/14/21 18:49	B1A0237	ATS	3540C
Aroclor-1268 (PCB-1268)	ND		20	4000	10000	ug/kg	01/14/21 08:00	01/14/21 18:49	B1A0237	ATS	3540C
	Recovery				Acceptance Criteria						
Surrogate: Decachlorobiphenyl	*97.8%*				*30-150*		01/14/21 08:00	*01/14/21 18:49*	B1A0237	*ATS*	3540C
Surrogate: Tetrachloro-m-xylene	*59.8%*				*30-150*		01/14/21 08:00	*01/14/21 18:49*	B1A0237	*ATS*	3540C

The contents of this report apply to the sample(s) analyzed in accordance with the chain of custody document.
No duplication of this report is allowed, except in its entirety without written approval of the laboratory.

AMERICAN ENVIRONMENTAL TESTING LABORATORY
2834 North Naomi Street Burbank, CA 91504 • ELAP# 1541 & 2402 • LACSD# 10181
TEL (888) 288-AETL • (818) 845-8200 • www.aetlab.com
A KYZER LABS COMPANY

NV5	AETL Job Number:	BCA0090	
3777 Long Beach Boulevard, Annex Building	Project Number:	SMSD-20-9850	
Long Beach, CA 90807	Attention:	Jonathan Barkman	
	Project Name:	Cabrillo E.S.	Reported: 01/15/2021 12:52

Analytical Results

Client ID: **E0113-10**
Lab ID: **BCA0090-10 (Solid)** **Sampled:** **01/13/21 10:40**

PCBs

Method: EPA 8082

Analyte	Result	Qualifier	Dilution	MDL	RL	Units	Prepared Date/Time	Analyzed Date/Time	Batch	Analyst Initials	Prep. Method
Aroclor-1016 (PCB-1016)	ND		20	6670	16700	ug/kg	01/14/21 08:00	01/14/21 19:09	B1A0237	ATS	3540C
Aroclor-1221 (PCB-1221)	ND		20	6670	16700	ug/kg	01/14/21 08:00	01/14/21 19:09	B1A0237	ATS	3540C
Aroclor-1232 (PCB-1232)	ND		20	6670	16700	ug/kg	01/14/21 08:00	01/14/21 19:09	B1A0237	ATS	3540C
Aroclor-1242 (PCB-1242)	ND		20	6670	16700	ug/kg	01/14/21 08:00	01/14/21 19:09	B1A0237	ATS	3540C
Aroclor-1248 (PCB-1248)	ND		20	6670	16700	ug/kg	01/14/21 08:00	01/14/21 19:09	B1A0237	ATS	3540C
Aroclor-1254 (PCB-1254)	ND		20	6670	16700	ug/kg	01/14/21 08:00	01/14/21 19:09	B1A0237	ATS	3540C
Aroclor-1260 (PCB-1260)	ND		20	6670	16700	ug/kg	01/14/21 08:00	01/14/21 19:09	B1A0237	ATS	3540C
Aroclor-1262 (PCB-1262)	ND		20	6670	16700	ug/kg	01/14/21 08:00	01/14/21 19:09	B1A0237	ATS	3540C
Aroclor-1268 (PCB-1268)	ND		20	6670	16700	ug/kg	01/14/21 08:00	01/14/21 19:09	B1A0237	ATS	3540C
	Recovery				Acceptance Criteria						
Surrogate: Decachlorobiphenyl	*124%*				*30-150*		01/14/21 08:00	*01/14/21 19:09*	B1A0237	*ATS*	3540C
Surrogate: Tetrachloro-m-xylene	*117%*				*30-150*		01/14/21 08:00	*01/14/21 19:09*	B1A0237	*ATS*	3540C

The contents of this report apply to the sample(s) analyzed in accordance with the chain of custody document.
No duplication of this report is allowed, except in its entirety without written approval of the laboratory.

AMERICAN ENVIRONMENTAL TESTING LABORATORY
2834 North Naomi Street Burbank, CA 91504 • ELAP# 1541 & 2402 • LACSD# 10181
TEL (888) 288-AETL • (818) 845-8200 • www.aetlab.com
A KYZER LABS COMPANY

NV5	AETL Job Number:	BCA0090	
3777 Long Beach Boulevard, Annex Building	Project Number:	SMSD-20-9850	
Long Beach, CA 90807	Attention:	Jonathan Barkman	
	Project Name:	Cabrillo E.S.	Reported: 01/15/2021 12:52

Analytical Results

Client ID: **E0113-11**
Lab ID: **BCA0090-11 (Solid)** **Sampled:** **01/13/21 10:50**

PCBs

Method: EPA 8082

Analyte	Result	Qualifier	Dilution	MDL	RL	Units	Prepared Date/Time	Analyzed Date/Time	Batch	Analyst Initials	Prep. Method
Aroclor-1016 (PCB-1016)	ND		20	4000	10000	ug/kg	01/14/21 11:46	01/14/21 20:45	B1A0242	ATS	3540C
Aroclor-1221 (PCB-1221)	ND		20	4000	10000	ug/kg	01/14/21 11:46	01/14/21 20:45	B1A0242	ATS	3540C
Aroclor-1232 (PCB-1232)	ND		20	4000	10000	ug/kg	01/14/21 11:46	01/14/21 20:45	B1A0242	ATS	3540C
Aroclor-1242 (PCB-1242)	ND		20	4000	10000	ug/kg	01/14/21 11:46	01/14/21 20:45	B1A0242	ATS	3540C
Aroclor-1248 (PCB-1248)	ND		20	4000	10000	ug/kg	01/14/21 11:46	01/14/21 20:45	B1A0242	ATS	3540C
Aroclor-1254 (PCB-1254)	ND		20	4000	10000	ug/kg	01/14/21 11:46	01/14/21 20:45	B1A0242	ATS	3540C
Aroclor-1260 (PCB-1260)	ND		20	4000	10000	ug/kg	01/14/21 11:46	01/14/21 20:45	B1A0242	ATS	3540C
Aroclor-1262 (PCB-1262)	ND		20	4000	10000	ug/kg	01/14/21 11:46	01/14/21 20:45	B1A0242	ATS	3540C
Aroclor-1268 (PCB-1268)	ND		20	4000	10000	ug/kg	01/14/21 11:46	01/14/21 20:45	B1A0242	ATS	3540C
	Recovery				Acceptance Criteria						
Surrogate: Decachlorobiphenyl	*96.7%*				*30-150*		01/14/21 11:46	*01/14/21 20:45*	B1A0242	*ATS*	3540C
Surrogate: Tetrachloro-m-xylene	*71.6%*				*30-150*		01/14/21 11:46	*01/14/21 20:45*	B1A0242	*ATS*	3540C

The contents of this report apply to the sample(s) analyzed in accordance with the chain of custody document.
No duplication of this report is allowed, except in its entirety without written approval of the laboratory.

AMERICAN ENVIRONMENTAL TESTING LABORATORY
2834 North Naomi Street Burbank, CA 91504 • ELAP# 1541 & 2402 • LACSD# 10181
TEL (888) 288-AETL • (818) 845-8200 • www.aetlab.com
A KYZER LABS COMPANY

NV5	AETL Job Number:	BCA0090	
3777 Long Beach Boulevard, Annex Building	Project Number:	SMSD-20-9850	
Long Beach, CA 90807	Attention:	Jonathan Barkman	
	Project Name:	Cabrillo E.S.	Reported: 01/15/2021 12:52

Analytical Results

Client ID: **E0113-12**
Lab ID: **BCA0090-12 (Solid)** **Sampled:** **01/13/21 11:00**

PCBs

Method: EPA 8082

Analyte	Result	Qualifier	Dilution	MDL	RL	Units	Prepared Date/Time	Analyzed Date/Time	Batch	Analyst Initials	Prep. Method
Aroclor-1016 (PCB-1016)	ND		10	500	1250	ug/kg	01/14/21 11:46	01/14/21 21:05	B1A0242	ATS	3540C
Aroclor-1221 (PCB-1221)	ND		10	500	1250	ug/kg	01/14/21 11:46	01/14/21 21:05	B1A0242	ATS	3540C
Aroclor-1232 (PCB-1232)	ND		10	500	1250	ug/kg	01/14/21 11:46	01/14/21 21:05	B1A0242	ATS	3540C
Aroclor-1242 (PCB-1242)	ND		10	500	1250	ug/kg	01/14/21 11:46	01/14/21 21:05	B1A0242	ATS	3540C
Aroclor-1248 (PCB-1248)	ND		10	500	1250	ug/kg	01/14/21 11:46	01/14/21 21:05	B1A0242	ATS	3540C
Aroclor-1254 (PCB-1254)	ND		10	500	1250	ug/kg	01/14/21 11:46	01/14/21 21:05	B1A0242	ATS	3540C
Aroclor-1260 (PCB-1260)	ND		10	500	1250	ug/kg	01/14/21 11:46	01/14/21 21:05	B1A0242	ATS	3540C
Aroclor-1262 (PCB-1262)	ND		10	500	1250	ug/kg	01/14/21 11:46	01/14/21 21:05	B1A0242	ATS	3540C
Aroclor-1268 (PCB-1268)	ND		10	500	1250	ug/kg	01/14/21 11:46	01/14/21 21:05	B1A0242	ATS	3540C
	Recovery				Acceptance Criteria						
Surrogate: Decachlorobiphenyl	*102%*				*30-150*		01/14/21 11:46	*01/14/21 21:05*	B1A0242	*ATS*	3540C
Surrogate: Tetrachloro-m-xylene	*89.1%*				*30-150*		01/14/21 11:46	*01/14/21 21:05*	B1A0242	*ATS*	3540C

The contents of this report apply to the sample(s) analyzed in accordance with the chain of custody document.
No duplication of this report is allowed, except in its entirety without written approval of the laboratory.

AMERICAN ENVIRONMENTAL TESTING LABORATORY
2834 North Naomi Street Burbank, CA 91504 • ELAP# 1541 & 2402 • LACSD# 10181
TEL (888) 288-AETL • (818) 845-8200 • www.aetlab.com
A KYZER LABS COMPANY

NV5	AETL Job Number:	BCA0090	
3777 Long Beach Boulevard, Annex Building	Project Number:	SMSD-20-9850	
Long Beach, CA 90807	Attention:	Jonathan Barkman	
	Project Name:	Cabrillo E.S.	Reported: 01/15/2021 12:52

Analytical Results

Client ID: **E0113-13**
Lab ID: **BCA0090-13 (Solid)** **Sampled:** **01/13/21 12:00**

PCBs

Method: EPA 8082

Analyte	Result	Qualifier	Dilution	MDL	RL	Units	Prepared Date/Time	Analyzed Date/Time	Batch	Analyst Initials	Prep. Method
Aroclor-1016 (PCB-1016)	ND		10	2000	5000	ug/kg	01/14/21 11:46	01/14/21 21:24	B1A0242	ATS	3540C
Aroclor-1221 (PCB-1221)	ND		10	2000	5000	ug/kg	01/14/21 11:46	01/14/21 21:24	B1A0242	ATS	3540C
Aroclor-1232 (PCB-1232)	ND		10	2000	5000	ug/kg	01/14/21 11:46	01/14/21 21:24	B1A0242	ATS	3540C
Aroclor-1242 (PCB-1242)	ND		10	2000	5000	ug/kg	01/14/21 11:46	01/14/21 21:24	B1A0242	ATS	3540C
Aroclor-1248 (PCB-1248)	ND		10	2000	5000	ug/kg	01/14/21 11:46	01/14/21 21:24	B1A0242	ATS	3540C
Aroclor-1254 (PCB-1254)	ND		10	2000	5000	ug/kg	01/14/21 11:46	01/14/21 21:24	B1A0242	ATS	3540C
Aroclor-1260 (PCB-1260)	ND		10	2000	5000	ug/kg	01/14/21 11:46	01/14/21 21:24	B1A0242	ATS	3540C
Aroclor-1262 (PCB-1262)	ND		10	2000	5000	ug/kg	01/14/21 11:46	01/14/21 21:24	B1A0242	ATS	3540C
Aroclor-1268 (PCB-1268)	ND		10	2000	5000	ug/kg	01/14/21 11:46	01/14/21 21:24	B1A0242	ATS	3540C
	Recovery				Acceptance Criteria						
Surrogate: Decachlorobiphenyl	*102%*				*30-150*		01/14/21 11:46	*01/14/21 21:24*	B1A0242	*ATS*	3540C
Surrogate: Tetrachloro-m-xylene	*106%*				*30-150*		01/14/21 11:46	*01/14/21 21:24*	B1A0242	*ATS*	3540C

The contents of this report apply to the sample(s) analyzed in accordance with the chain of custody document.
No duplication of this report is allowed, except in its entirety without written approval of the laboratory.

AMERICAN ENVIRONMENTAL TESTING LABORATORY
2834 North Naomi Street Burbank, CA 91504 • ELAP# 1541 & 2402 • LACSD# 10181
TEL (888) 288-AETL • (818) 845-8200 • www.aetlab.com
A KYZER LABS COMPANY

NV5	AETL Job Number:	BCA0090	
3777 Long Beach Boulevard, Annex Building	Project Number:	SMSD-20-9850	
Long Beach, CA 90807	Attention:	Jonathan Barkman	
	Project Name:	Cabrillo E.S.	Reported: 01/15/2021 12:52

Analytical Results

Client ID: **E0113-14**
Lab ID: **BCA0090-14 (Solid)** **Sampled:** **01/13/21 12:10**

PCBs

Method: EPA 8082

Analyte	Result	Qualifier	Dilution	MDL	RL	Units	Prepared Date/Time	Analyzed Date/Time	Batch	Analyst Initials	Prep. Method
Aroclor-1016 (PCB-1016)	ND		10	2000	5000	ug/kg	01/14/21 11:46	01/14/21 21:44	B1A0242	ATS	3540C
Aroclor-1221 (PCB-1221)	ND		10	2000	5000	ug/kg	01/14/21 11:46	01/14/21 21:44	B1A0242	ATS	3540C
Aroclor-1232 (PCB-1232)	ND		10	2000	5000	ug/kg	01/14/21 11:46	01/14/21 21:44	B1A0242	ATS	3540C
Aroclor-1242 (PCB-1242)	ND		10	2000	5000	ug/kg	01/14/21 11:46	01/14/21 21:44	B1A0242	ATS	3540C
Aroclor-1248 (PCB-1248)	ND		10	2000	5000	ug/kg	01/14/21 11:46	01/14/21 21:44	B1A0242	ATS	3540C
Aroclor-1254 (PCB-1254)	ND		10	2000	5000	ug/kg	01/14/21 11:46	01/14/21 21:44	B1A0242	ATS	3540C
Aroclor-1260 (PCB-1260)	ND		10	2000	5000	ug/kg	01/14/21 11:46	01/14/21 21:44	B1A0242	ATS	3540C
Aroclor-1262 (PCB-1262)	ND		10	2000	5000	ug/kg	01/14/21 11:46	01/14/21 21:44	B1A0242	ATS	3540C
Aroclor-1268 (PCB-1268)	ND		10	2000	5000	ug/kg	01/14/21 11:46	01/14/21 21:44	B1A0242	ATS	3540C
	Recovery				Acceptance Criteria						
Surrogate: Decachlorobiphenyl	*94.4%*				*30-150*		01/14/21 11:46	*01/14/21 21:44*	B1A0242	*ATS*	3540C
Surrogate: Tetrachloro-m-xylene	*83.5%*				*30-150*		01/14/21 11:46	*01/14/21 21:44*	B1A0242	*ATS*	3540C

The contents of this report apply to the sample(s) analyzed in accordance with the chain of custody document.
No duplication of this report is allowed, except in its entirety without written approval of the laboratory.

AMERICAN ENVIRONMENTAL TESTING LABORATORY
2834 North Naomi Street Burbank, CA 91504 • ELAP# 1541 & 2402 • LACSD# 10181
TEL (888) 288-AETL • (818) 845-8200 • www.aetlab.com
A KYZER LABS COMPANY

NV5	AETL Job Number:	BCA0090	
3777 Long Beach Boulevard, Annex Building	Project Number:	SMSD-20-9850	
Long Beach, CA 90807	Attention:	Jonathan Barkman	
	Project Name:	Cabrillo E.S.	Reported: 01/15/2021 12:52

Analytical Results

Client ID: **E0113-15**
Lab ID: **BCA0090-15 (Solid)** **Sampled:** **01/13/21 12:20**

PCBs

Method: EPA 8082

Analyte	Result	Qualifier	Dilution	MDL	RL	Units	Prepared Date/Time	Analyzed Date/Time	Batch	Analyst Initials	Prep. Method
Aroclor-1016 (PCB-1016)	ND		10	1000	2500	ug/kg	01/14/21 11:46	01/14/21 22:03	B1A0242	ATS	3540C
Aroclor-1221 (PCB-1221)	ND		10	1000	2500	ug/kg	01/14/21 11:46	01/14/21 22:03	B1A0242	ATS	3540C
Aroclor-1232 (PCB-1232)	ND		10	1000	2500	ug/kg	01/14/21 11:46	01/14/21 22:03	B1A0242	ATS	3540C
Aroclor-1242 (PCB-1242)	ND		10	1000	2500	ug/kg	01/14/21 11:46	01/14/21 22:03	B1A0242	ATS	3540C
Aroclor-1248 (PCB-1248)	ND		10	1000	2500	ug/kg	01/14/21 11:46	01/14/21 22:03	B1A0242	ATS	3540C
Aroclor-1254 (PCB-1254)	ND		10	1000	2500	ug/kg	01/14/21 11:46	01/14/21 22:03	B1A0242	ATS	3540C
Aroclor-1260 (PCB-1260)	ND		10	1000	2500	ug/kg	01/14/21 11:46	01/14/21 22:03	B1A0242	ATS	3540C
Aroclor-1262 (PCB-1262)	ND		10	1000	2500	ug/kg	01/14/21 11:46	01/14/21 22:03	B1A0242	ATS	3540C
Aroclor-1268 (PCB-1268)	ND		10	1000	2500	ug/kg	01/14/21 11:46	01/14/21 22:03	B1A0242	ATS	3540C
	Recovery				Acceptance Criteria						
Surrogate: Decachlorobiphenyl	*115%*				*30-150*		01/14/21 11:46	*01/14/21 22:03*	B1A0242	*ATS*	3540C
Surrogate: Tetrachloro-m-xylene	*93.0%*				*30-150*		01/14/21 11:46	*01/14/21 22:03*	B1A0242	*ATS*	3540C

The contents of this report apply to the sample(s) analyzed in accordance with the chain of custody document.
No duplication of this report is allowed, except in its entirety without written approval of the laboratory.

AMERICAN ENVIRONMENTAL TESTING LABORATORY
2834 North Naomi Street Burbank, CA 91504 • ELAP# 1541 & 2402 • LACSD# 10181
TEL (888) 288-AETL • (818) 845-8200 • www.aetlab.com
A KYZER LABS COMPANY

NV5	AETL Job Number:	BCA0090	
3777 Long Beach Boulevard, Annex Building	Project Number:	SMSD-20-9850	
Long Beach, CA 90807	Attention:	Jonathan Barkman	
	Project Name:	Cabrillo E.S.	Reported: 01/15/2021 12:52

Analytical Results

Client ID: **E0113-16**
Lab ID: **BCA0090-16 (Solid)** **Sampled:** **01/13/21 12:30**

PCBs

Method: EPA 8082

Analyte	Result	Qualifier	Dilution	MDL	RL	Units	Prepared Date/Time	Analyzed Date/Time	Batch	Analyst Initials	Prep. Method
Aroclor-1016 (PCB-1016)	ND		20	2000	5000	ug/kg	01/14/21 11:46	01/14/21 22:22	B1A0242	ATS	3540C
Aroclor-1221 (PCB-1221)	ND		20	2000	5000	ug/kg	01/14/21 11:46	01/14/21 22:22	B1A0242	ATS	3540C
Aroclor-1232 (PCB-1232)	ND		20	2000	5000	ug/kg	01/14/21 11:46	01/14/21 22:22	B1A0242	ATS	3540C
Aroclor-1242 (PCB-1242)	ND		20	2000	5000	ug/kg	01/14/21 11:46	01/14/21 22:22	B1A0242	ATS	3540C
Aroclor-1248 (PCB-1248)	ND		20	2000	5000	ug/kg	01/14/21 11:46	01/14/21 22:22	B1A0242	ATS	3540C
Aroclor-1254 (PCB-1254)	**2660**	J	20	2000	5000	ug/kg	01/14/21 11:46	01/14/21 22:22	B1A0242	ATS	3540C
Aroclor-1260 (PCB-1260)	ND		20	2000	5000	ug/kg	01/14/21 11:46	01/14/21 22:22	B1A0242	ATS	3540C
Aroclor-1262 (PCB-1262)	ND		20	2000	5000	ug/kg	01/14/21 11:46	01/14/21 22:22	B1A0242	ATS	3540C
Aroclor-1268 (PCB-1268)	ND		20	2000	5000	ug/kg	01/14/21 11:46	01/14/21 22:22	B1A0242	ATS	3540C
	Recovery				Acceptance Criteria						
Surrogate: Decachlorobiphenyl	*100%*				*30-150*		01/14/21 11:46	*01/14/21 22:22*	B1A0242	*ATS*	3540C
Surrogate: Tetrachloro-m-xylene	*94.4%*				*30-150*		01/14/21 11:46	*01/14/21 22:22*	B1A0242	*ATS*	3540C

The contents of this report apply to the sample(s) analyzed in accordance with the chain of custody document.
No duplication of this report is allowed, except in its entirety without written approval of the laboratory.

AMERICAN ENVIRONMENTAL TESTING LABORATORY
2834 North Naomi Street Burbank, CA 91504 • ELAP# 1541 & 2402 • LACSD# 10181
TEL (888) 288-AETL • (818) 845-8200 • www.aetlab.com
A KYZER LABS COMPANY

NV5	AETL Job Number:	BCA0090	
3777 Long Beach Boulevard, Annex Building	Project Number:	SMSD-20-9850	
Long Beach, CA 90807	Attention:	Jonathan Barkman	
	Project Name:	Cabrillo E.S.	Reported: 01/15/2021 12:52

Analytical Results

Client ID: **E0113-17**
Lab ID: **BCA0090-17 (Solid)** **Sampled:** **01/13/21 12:40**

PCBs

Method: EPA 8082

Analyte	Result	Qualifier	Dilution	MDL	RL	Units	Prepared Date/Time	Analyzed Date/Time	Batch	Analyst Initials	Prep. Method
Aroclor-1016 (PCB-1016)	ND		20	2000	5000	ug/kg	01/14/21 11:46	01/14/21 22:42	B1A0242	ATS	3540C
Aroclor-1221 (PCB-1221)	ND		20	2000	5000	ug/kg	01/14/21 11:46	01/14/21 22:42	B1A0242	ATS	3540C
Aroclor-1232 (PCB-1232)	ND		20	2000	5000	ug/kg	01/14/21 11:46	01/14/21 22:42	B1A0242	ATS	3540C
Aroclor-1242 (PCB-1242)	ND		20	2000	5000	ug/kg	01/14/21 11:46	01/14/21 22:42	B1A0242	ATS	3540C
Aroclor-1248 (PCB-1248)	ND		20	2000	5000	ug/kg	01/14/21 11:46	01/14/21 22:42	B1A0242	ATS	3540C
Aroclor-1254 (PCB-1254)	ND		20	2000	5000	ug/kg	01/14/21 11:46	01/14/21 22:42	B1A0242	ATS	3540C
Aroclor-1260 (PCB-1260)	ND		20	2000	5000	ug/kg	01/14/21 11:46	01/14/21 22:42	B1A0242	ATS	3540C
Aroclor-1262 (PCB-1262)	ND		20	2000	5000	ug/kg	01/14/21 11:46	01/14/21 22:42	B1A0242	ATS	3540C
Aroclor-1268 (PCB-1268)	ND		20	2000	5000	ug/kg	01/14/21 11:46	01/14/21 22:42	B1A0242	ATS	3540C
	Recovery				Acceptance Criteria						
Surrogate: Decachlorobiphenyl	*108%*				*30-150*		01/14/21 11:46	*01/14/21 22:42*	B1A0242	*ATS*	3540C
Surrogate: Tetrachloro-m-xylene	*101%*				*30-150*		01/14/21 11:46	*01/14/21 22:42*	B1A0242	*ATS*	3540C

The contents of this report apply to the sample(s) analyzed in accordance with the chain of custody document.
No duplication of this report is allowed, except in its entirety without written approval of the laboratory.

AMERICAN ENVIRONMENTAL TESTING LABORATORY
2834 North Naomi Street Burbank, CA 91504 • ELAP# 1541 & 2402 • LACSD# 10181
TEL (888) 288-AETL • (818) 845-8200 • www.aetlab.com
A KYZER LABS COMPANY

NV5	AETL Job Number:	BCA0090	
3777 Long Beach Boulevard, Annex Building	Project Number:	SMSD-20-9850	
Long Beach, CA 90807	Attention:	Jonathan Barkman	
	Project Name:	Cabrillo E.S.	Reported: 01/15/2021 12:52

Analytical Results

Client ID: **E0113-18**
Lab ID: **BCA0090-18 (Solid)** **Sampled:** **01/13/21 12:50**

PCBs

Method: EPA 8082

Analyte	Result	Qualifier	Dilution	MDL	RL	Units	Prepared Date/Time	Analyzed Date/Time	Batch	Analyst Initials	Prep. Method
Aroclor-1016 (PCB-1016)	ND		10	3330	8330	ug/kg	01/14/21 11:46	01/14/21 23:01	B1A0242	ATS	3540C
Aroclor-1221 (PCB-1221)	ND		10	3330	8330	ug/kg	01/14/21 11:46	01/14/21 23:01	B1A0242	ATS	3540C
Aroclor-1232 (PCB-1232)	ND		10	3330	8330	ug/kg	01/14/21 11:46	01/14/21 23:01	B1A0242	ATS	3540C
Aroclor-1242 (PCB-1242)	ND		10	3330	8330	ug/kg	01/14/21 11:46	01/14/21 23:01	B1A0242	ATS	3540C
Aroclor-1248 (PCB-1248)	ND		10	3330	8330	ug/kg	01/14/21 11:46	01/14/21 23:01	B1A0242	ATS	3540C
Aroclor-1254 (PCB-1254)	ND		10	3330	8330	ug/kg	01/14/21 11:46	01/14/21 23:01	B1A0242	ATS	3540C
Aroclor-1260 (PCB-1260)	ND		10	3330	8330	ug/kg	01/14/21 11:46	01/14/21 23:01	B1A0242	ATS	3540C
Aroclor-1262 (PCB-1262)	ND		10	3330	8330	ug/kg	01/14/21 11:46	01/14/21 23:01	B1A0242	ATS	3540C
Aroclor-1268 (PCB-1268)	ND		10	3330	8330	ug/kg	01/14/21 11:46	01/14/21 23:01	B1A0242	ATS	3540C
	Recovery				Acceptance Criteria						
Surrogate: Decachlorobiphenyl	*103%*				*30-150*		01/14/21 11:46	*01/14/21 23:01*	B1A0242	*ATS*	3540C
Surrogate: Tetrachloro-m-xylene	*93.6%*				*30-150*		01/14/21 11:46	*01/14/21 23:01*	B1A0242	*ATS*	3540C

The contents of this report apply to the sample(s) analyzed in accordance with the chain of custody document.
No duplication of this report is allowed, except in its entirety without written approval of the laboratory.

AMERICAN ENVIRONMENTAL TESTING LABORATORY
2834 North Naomi Street Burbank, CA 91504 • ELAP# 1541 & 2402 • LACSD# 10181
TEL (888) 288-AETL • (818) 845-8200 • www.aetlab.com
A KYZER LABS COMPANY

NV5	AETL Job Number:	BCA0090	
3777 Long Beach Boulevard, Annex Building	Project Number:	SMSD-20-9850	
Long Beach, CA 90807	Attention:	Jonathan Barkman	
	Project Name:	Cabrillo E.S.	Reported: 01/15/2021 12:52

Analytical Results

Client ID: D0113-1
Lab ID: BCA0090-19 (Solid) **Sampled:** 01/13/21 13:00

PCBs

Method: EPA 8082

Analyte	Result	Qualifier	Dilution	MDL	RL	Units	Prepared Date/Time	Analyzed Date/Time	Batch	Analyst Initials	Prep. Method
Aroclor-1016 (PCB-1016)	ND		20	5000	12500	ug/kg	01/14/21 11:46	01/14/21 23:20	B1A0242	ATS	3540C
Aroclor-1221 (PCB-1221)	ND		20	5000	12500	ug/kg	01/14/21 11:46	01/14/21 23:20	B1A0242	ATS	3540C
Aroclor-1232 (PCB-1232)	ND		20	5000	12500	ug/kg	01/14/21 11:46	01/14/21 23:20	B1A0242	ATS	3540C
Aroclor-1242 (PCB-1242)	ND		20	5000	12500	ug/kg	01/14/21 11:46	01/14/21 23:20	B1A0242	ATS	3540C
Aroclor-1248 (PCB-1248)	ND		20	5000	12500	ug/kg	01/14/21 11:46	01/14/21 23:20	B1A0242	ATS	3540C
Aroclor-1254 (PCB-1254)	ND		20	5000	12500	ug/kg	01/14/21 11:46	01/14/21 23:20	B1A0242	ATS	3540C
Aroclor-1260 (PCB-1260)	ND		20	5000	12500	ug/kg	01/14/21 11:46	01/14/21 23:20	B1A0242	ATS	3540C
Aroclor-1262 (PCB-1262)	ND		20	5000	12500	ug/kg	01/14/21 11:46	01/14/21 23:20	B1A0242	ATS	3540C
Aroclor-1268 (PCB-1268)	ND		20	5000	12500	ug/kg	01/14/21 11:46	01/14/21 23:20	B1A0242	ATS	3540C
	Recovery				Acceptance Criteria						
Surrogate: Decachlorobiphenyl	*80.0%*				*30-150*		01/14/21 11:46	*01/14/21 23:20*	B1A0242	*ATS*	3540C
Surrogate: Tetrachloro-m-xylene	*104%*				*30-150*		01/14/21 11:46	*01/14/21 23:20*	B1A0242	*ATS*	3540C

The contents of this report apply to the sample(s) analyzed in accordance with the chain of custody document.
No duplication of this report is allowed, except in its entirety without written approval of the laboratory.

AMERICAN ENVIRONMENTAL TESTING LABORATORY
2834 North Naomi Street Burbank, CA 91504 • ELAP# 1541 & 2402 • LACSD# 10181
TEL (888) 288-AETL • (818) 845-8200 • www.aetlab.com
A KYZER LABS COMPANY

NV5	AETL Job Number:	BCA0090	
3777 Long Beach Boulevard, Annex Building	Project Number:	SMSD-20-9850	
Long Beach, CA 90807	Attention:	Jonathan Barkman	
	Project Name:	Cabrillo E.S.	Reported: 01/15/2021 12:52

Analytical Results

Client ID: D0113-2
Lab ID: BCA0090-20 (Solid) **Sampled:** 01/13/21 13:10

PCBs

Method: EPA 8082

Analyte	Result	Qualifier	Dilution	MDL	RL	Units	Prepared Date/Time	Analyzed Date/Time	Batch	Analyst Initials	Prep. Method
Aroclor-1016 (PCB-1016)	ND		10	3330	8330	ug/kg	01/14/21 11:46	01/14/21 23:59	B1A0242	ATS	3540C
Aroclor-1221 (PCB-1221)	ND		10	3330	8330	ug/kg	01/14/21 11:46	01/14/21 23:59	B1A0242	ATS	3540C
Aroclor-1232 (PCB-1232)	ND		10	3330	8330	ug/kg	01/14/21 11:46	01/14/21 23:59	B1A0242	ATS	3540C
Aroclor-1242 (PCB-1242)	ND		10	3330	8330	ug/kg	01/14/21 11:46	01/14/21 23:59	B1A0242	ATS	3540C
Aroclor-1248 (PCB-1248)	ND		10	3330	8330	ug/kg	01/14/21 11:46	01/14/21 23:59	B1A0242	ATS	3540C
Aroclor-1254 (PCB-1254)	ND		10	3330	8330	ug/kg	01/14/21 11:46	01/14/21 23:59	B1A0242	ATS	3540C
Aroclor-1260 (PCB-1260)	ND		10	3330	8330	ug/kg	01/14/21 11:46	01/14/21 23:59	B1A0242	ATS	3540C
Aroclor-1262 (PCB-1262)	ND		10	3330	8330	ug/kg	01/14/21 11:46	01/14/21 23:59	B1A0242	ATS	3540C
Aroclor-1268 (PCB-1268)	ND		10	3330	8330	ug/kg	01/14/21 11:46	01/14/21 23:59	B1A0242	ATS	3540C
	Recovery				Acceptance Criteria						
Surrogate: Decachlorobiphenyl	*71.7%*				*30-150*		01/14/21 11:46	*01/14/21 23:59*	B1A0242	*ATS*	3540C
Surrogate: Tetrachloro-m-xylene	*66.3%*				*30-150*		01/14/21 11:46	*01/14/21 23:59*	B1A0242	*ATS*	3540C

The contents of this report apply to the sample(s) analyzed in accordance with the chain of custody document.
No duplication of this report is allowed, except in its entirety without written approval of the laboratory.

AMERICAN ENVIRONMENTAL TESTING LABORATORY
2834 North Naomi Street Burbank, CA 91504 • ELAP# 1541 & 2402 • LACSD# 10181
TEL (888) 288-AETL • (818) 845-8200 • www.aetlab.com
A KYZER LABS COMPANY

NV5	AETL Job Number:	BCA0090	
3777 Long Beach Boulevard, Annex Building	Project Number:	SMSD-20-9850	
Long Beach, CA 90807	Attention:	Jonathan Barkman	
	Project Name:	Cabrillo E.S.	Reported: 01/15/2021 12:52

Analytical Results

Client ID: C0113-1
Lab ID: BCA0090-21 (Solid) **Sampled:** 01/13/21 13:20

PCBs

Method: EPA 8082

Analyte	Result	Qualifier	Dilution	MDL	RL	Units	Prepared Date/Time	Analyzed Date/Time	Batch	Analyst Initials	Prep. Method
Aroclor-1016 (PCB-1016)	ND		20	2000	5000	ug/kg	01/14/21 11:46	01/15/21 00:19	B1A0242	ATS	3540C
Aroclor-1221 (PCB-1221)	ND		20	2000	5000	ug/kg	01/14/21 11:46	01/15/21 00:19	B1A0242	ATS	3540C
Aroclor-1232 (PCB-1232)	ND		20	2000	5000	ug/kg	01/14/21 11:46	01/15/21 00:19	B1A0242	ATS	3540C
Aroclor-1242 (PCB-1242)	ND		20	2000	5000	ug/kg	01/14/21 11:46	01/15/21 00:19	B1A0242	ATS	3540C
Aroclor-1248 (PCB-1248)	ND		20	2000	5000	ug/kg	01/14/21 11:46	01/15/21 00:19	B1A0242	ATS	3540C
Aroclor-1254 (PCB-1254)	**215000**		20	2000	5000	ug/kg	01/14/21 11:46	01/15/21 00:19	B1A0242	ATS	3540C
Aroclor-1260 (PCB-1260)	ND		20	2000	5000	ug/kg	01/14/21 11:46	01/15/21 00:19	B1A0242	ATS	3540C
Aroclor-1262 (PCB-1262)	ND		20	2000	5000	ug/kg	01/14/21 11:46	01/15/21 00:19	B1A0242	ATS	3540C
Aroclor-1268 (PCB-1268)	ND		20	2000	5000	ug/kg	01/14/21 11:46	01/15/21 00:19	B1A0242	ATS	3540C
	Recovery				Acceptance Criteria						
Surrogate: Decachlorobiphenyl	*140%*				*30-150*		01/14/21 11:46	*01/15/21 00:19*	B1A0242	*ATS*	3540C
Surrogate: Tetrachloro-m-xylene	*47.7%*				*30-150*		01/14/21 11:46	*01/15/21 00:19*	B1A0242	*ATS*	3540C

The contents of this report apply to the sample(s) analyzed in accordance with the chain of custody document.
No duplication of this report is allowed, except in its entirety without written approval of the laboratory.

AMERICAN ENVIRONMENTAL TESTING LABORATORY
2834 North Naomi Street Burbank, CA 91504 • ELAP# 1541 & 2402 • LACSD# 10181
TEL (888) 288-AETL • (818) 845-8200 • www.aetlab.com
A KYZER LABS COMPANY

NV5	AETL Job Number:	BCA0090	
3777 Long Beach Boulevard, Annex Building	Project Number:	SMSD-20-9850	
Long Beach, CA 90807	Attention:	Jonathan Barkman	
	Project Name:	Cabrillo E.S.	Reported: 01/15/2021 12:52

Analytical Results

Client ID: C0113-2

Lab ID: BCA0090-22 (Solid) **Sampled: 01/13/21 13:30**

PCBs

Method: EPA 8082

Analyte	Result	Qualifier	Dilution	MDL	RL	Units	Prepared Date/Time	Analyzed Date/Time	Batch	Analyst Initials	Prep. Method
Aroclor-1016 (PCB-1016)	ND		20	2000	5000	ug/kg	01/14/21 11:46	01/15/21 00:38	B1A0242	ATS	3540C
Aroclor-1221 (PCB-1221)	ND		20	2000	5000	ug/kg	01/14/21 11:46	01/15/21 00:38	B1A0242	ATS	3540C
Aroclor-1232 (PCB-1232)	ND		20	2000	5000	ug/kg	01/14/21 11:46	01/15/21 00:38	B1A0242	ATS	3540C
Aroclor-1242 (PCB-1242)	ND		20	2000	5000	ug/kg	01/14/21 11:46	01/15/21 00:38	B1A0242	ATS	3540C
Aroclor-1248 (PCB-1248)	ND		20	2000	5000	ug/kg	01/14/21 11:46	01/15/21 00:38	B1A0242	ATS	3540C
Aroclor-1254 (PCB-1254)	**1580000**		200	20000	50000	ug/kg	01/14/21 11:46	01/15/21 00:38	B1A0242	ATS	3540C
Aroclor-1260 (PCB-1260)	ND		20	2000	5000	ug/kg	01/14/21 11:46	01/15/21 00:38	B1A0242	ATS	3540C
Aroclor-1262 (PCB-1262)	ND		20	2000	5000	ug/kg	01/14/21 11:46	01/15/21 00:38	B1A0242	ATS	3540C
Aroclor-1268 (PCB-1268)	ND		20	2000	5000	ug/kg	01/14/21 11:46	01/15/21 00:38	B1A0242	ATS	3540C
	Recovery				Acceptance Criteria						
Surrogate: Decachlorobiphenyl	*135%*				*30-150*		01/14/21 11:46	*01/15/21 00:38*	B1A0242	*ATS*	3540C
Surrogate: Tetrachloro-m-xylene	*86.7%*				*30-150*		01/14/21 11:46	*01/15/21 00:38*	B1A0242	*ATS*	3540C

The contents of this report apply to the sample(s) analyzed in accordance with the chain of custody document.
No duplication of this report is allowed, except in its entirety without written approval of the laboratory.

AMERICAN ENVIRONMENTAL TESTING LABORATORY
2834 North Naomi Street Burbank, CA 91504 • ELAP# 1541 & 2402 • LACSD# 10181
TEL (888) 288-AETL • (818) 845-8200 • www.aetlab.com
A KYZER LABS COMPANY

NV5	AETL Job Number:	BCA0090	
3777 Long Beach Boulevard, Annex Building	Project Number:	SMSD-20-9850	
Long Beach, CA 90807	Attention:	Jonathan Barkman	
	Project Name:	Cabrillo E.S.	Reported: 01/15/2021 12:52

Analytical Results

Client ID: C0113-3
Lab ID: BCA0090-23 (Solid) **Sampled:** 01/13/21 13:40

PCBs

Method: EPA 8082

Analyte	Result	Qualifier	Dilution	MDL	RL	Units	Prepared Date/Time	Analyzed Date/Time	Batch	Analyst Initials	Prep. Method
Aroclor-1016 (PCB-1016)	ND		20	4000	10000	ug/kg	01/14/21 11:46	01/15/21 00:57	B1A0242	ATS	3540C
Aroclor-1221 (PCB-1221)	ND		20	4000	10000	ug/kg	01/14/21 11:46	01/15/21 00:57	B1A0242	ATS	3540C
Aroclor-1232 (PCB-1232)	ND		20	4000	10000	ug/kg	01/14/21 11:46	01/15/21 00:57	B1A0242	ATS	3540C
Aroclor-1242 (PCB-1242)	ND		20	4000	10000	ug/kg	01/14/21 11:46	01/15/21 00:57	B1A0242	ATS	3540C
Aroclor-1248 (PCB-1248)	ND		20	4000	10000	ug/kg	01/14/21 11:46	01/15/21 00:57	B1A0242	ATS	3540C
Aroclor-1254 (PCB-1254)	**309000**		20	4000	10000	ug/kg	01/14/21 11:46	01/15/21 00:57	B1A0242	ATS	3540C
Aroclor-1260 (PCB-1260)	ND		20	4000	10000	ug/kg	01/14/21 11:46	01/15/21 00:57	B1A0242	ATS	3540C
Aroclor-1262 (PCB-1262)	ND		20	4000	10000	ug/kg	01/14/21 11:46	01/15/21 00:57	B1A0242	ATS	3540C
Aroclor-1268 (PCB-1268)	ND		20	4000	10000	ug/kg	01/14/21 11:46	01/15/21 00:57	B1A0242	ATS	3540C
	Recovery				Acceptance Criteria						
Surrogate: Decachlorobiphenyl	*143%*				*30-150*		01/14/21 11:46	*01/15/21 00:57*	B1A0242	*ATS*	3540C
Surrogate: Tetrachloro-m-xylene	*83.6%*				*30-150*		01/14/21 11:46	*01/15/21 00:57*	B1A0242	*ATS*	3540C

The contents of this report apply to the sample(s) analyzed in accordance with the chain of custody document.
No duplication of this report is allowed, except in its entirety without written approval of the laboratory.

AMERICAN ENVIRONMENTAL TESTING LABORATORY
2834 North Naomi Street Burbank, CA 91504 • ELAP# 1541 & 2402 • LACSD# 10181
TEL (888) 288-AETL • (818) 845-8200 • www.aetlab.com
A KYZER LABS COMPANY

NV5	AETL Job Number:	BCA0090	
3777 Long Beach Boulevard, Annex Building	Project Number:	SMSD-20-9850	
Long Beach, CA 90807	Attention:	Jonathan Barkman	
	Project Name:	Cabrillo E.S.	Reported: 01/15/2021 12:52

Analytical Results

Client ID: C0113-4
Lab ID: BCA0090-24 (Solid) **Sampled:** 01/13/21 13:50

PCBs

Method: EPA 8082

Analyte	Result	Qualifier	Dilution	MDL	RL	Units	Prepared Date/Time	Analyzed Date/Time	Batch	Analyst Initials	Prep. Method
Aroclor-1016 (PCB-1016)	ND		20	2000	5000	ug/kg	01/14/21 11:46	01/15/21 01:17	B1A0242	ATS	3540C
Aroclor-1221 (PCB-1221)	ND		20	2000	5000	ug/kg	01/14/21 11:46	01/15/21 01:17	B1A0242	ATS	3540C
Aroclor-1232 (PCB-1232)	ND		20	2000	5000	ug/kg	01/14/21 11:46	01/15/21 01:17	B1A0242	ATS	3540C
Aroclor-1242 (PCB-1242)	ND		20	2000	5000	ug/kg	01/14/21 11:46	01/15/21 01:17	B1A0242	ATS	3540C
Aroclor-1248 (PCB-1248)	ND		20	2000	5000	ug/kg	01/14/21 11:46	01/15/21 01:17	B1A0242	ATS	3540C
Aroclor-1254 (PCB-1254)	**431000**		20	2000	5000	ug/kg	01/14/21 11:46	01/15/21 01:17	B1A0242	ATS	3540C
Aroclor-1260 (PCB-1260)	ND		20	2000	5000	ug/kg	01/14/21 11:46	01/15/21 01:17	B1A0242	ATS	3540C
Aroclor-1262 (PCB-1262)	ND		20	2000	5000	ug/kg	01/14/21 11:46	01/15/21 01:17	B1A0242	ATS	3540C
Aroclor-1268 (PCB-1268)	ND		20	2000	5000	ug/kg	01/14/21 11:46	01/15/21 01:17	B1A0242	ATS	3540C
	Recovery				Acceptance Criteria						
Surrogate: Decachlorobiphenyl	*80.8%*				*30-150*		01/14/21 11:46	*01/15/21 01:17*	B1A0242	*ATS*	3540C
Surrogate: Tetrachloro-m-xylene	*58.2%*				*30-150*		01/14/21 11:46	*01/15/21 01:17*	B1A0242	*ATS*	3540C

The contents of this report apply to the sample(s) analyzed in accordance with the chain of custody document.
No duplication of this report is allowed, except in its entirety without written approval of the laboratory.

AMERICAN ENVIRONMENTAL TESTING LABORATORY
2834 North Naomi Street Burbank, CA 91504 • ELAP# 1541 & 2402 • LACSD# 10181
TEL (888) 288-AETL • (818) 845-8200 • www.aetlab.com
A KYZER LABS COMPANY

NV5	AETL Job Number:	BCA0090	
3777 Long Beach Boulevard, Annex Building	Project Number:	SMSD-20-9850	
Long Beach, CA 90807	Attention:	Jonathan Barkman	
	Project Name:	Cabrillo E.S.	Reported: 01/15/2021 12:52

Analytical Results

Client ID: C0113-5
Lab ID: BCA0090-25 (Solid) **Sampled:** 01/13/21 14:00

PCBs

Method: EPA 8082

Analyte	Result	Qualifier	Dilution	MDL	RL	Units	Prepared Date/Time	Analyzed Date/Time	Batch	Analyst Initials	Prep. Method
Aroclor-1016 (PCB-1016)	ND		10	2000	5000	ug/kg	01/14/21 11:46	01/15/21 01:36	B1A0242	ATS	3540C
Aroclor-1221 (PCB-1221)	ND		10	2000	5000	ug/kg	01/14/21 11:46	01/15/21 01:36	B1A0242	ATS	3540C
Aroclor-1232 (PCB-1232)	ND		10	2000	5000	ug/kg	01/14/21 11:46	01/15/21 01:36	B1A0242	ATS	3540C
Aroclor-1242 (PCB-1242)	ND		10	2000	5000	ug/kg	01/14/21 11:46	01/15/21 01:36	B1A0242	ATS	3540C
Aroclor-1248 (PCB-1248)	ND		10	2000	5000	ug/kg	01/14/21 11:46	01/15/21 01:36	B1A0242	ATS	3540C
Aroclor-1254 (PCB-1254)	ND		10	2000	5000	ug/kg	01/14/21 11:46	01/15/21 01:36	B1A0242	ATS	3540C
Aroclor-1260 (PCB-1260)	ND		10	2000	5000	ug/kg	01/14/21 11:46	01/15/21 01:36	B1A0242	ATS	3540C
Aroclor-1262 (PCB-1262)	ND		10	2000	5000	ug/kg	01/14/21 11:46	01/15/21 01:36	B1A0242	ATS	3540C
Aroclor-1268 (PCB-1268)	ND		10	2000	5000	ug/kg	01/14/21 11:46	01/15/21 01:36	B1A0242	ATS	3540C
	Recovery				Acceptance Criteria						
Surrogate: Decachlorobiphenyl	*106%*				*30-150*		01/14/21 11:46	*01/15/21 01:36*	B1A0242	*ATS*	3540C
Surrogate: Tetrachloro-m-xylene	*95.4%*				*30-150*		01/14/21 11:46	*01/15/21 01:36*	B1A0242	*ATS*	3540C

The contents of this report apply to the sample(s) analyzed in accordance with the chain of custody document.
No duplication of this report is allowed, except in its entirety without written approval of the laboratory.

AMERICAN ENVIRONMENTAL TESTING LABORATORY
2834 North Naomi Street Burbank, CA 91504 • ELAP# 1541 & 2402 • LACSD# 10181
TEL (888) 288-AETL • (818) 845-8200 • www.aetlab.com
A KYZER LABS COMPANY

NV5	AETL Job Number:	BCA0090	
3777 Long Beach Boulevard, Annex Building	Project Number:	SMSD-20-9850	
Long Beach, CA 90807	Attention:	Jonathan Barkman	
	Project Name:	Cabrillo E.S.	Reported: 01/15/2021 12:52

Analytical Results

Client ID: C0113-6
Lab ID: BCA0090-26 (Solid) **Sampled:** 01/13/21 14:25

PCBs

Method: EPA 8082

Analyte	Result	Qualifier	Dilution	MDL	RL	Units	Prepared Date/Time	Analyzed Date/Time	Batch	Analyst Initials	Prep. Method
Aroclor-1016 (PCB-1016)	ND		10	2000	5000	ug/kg	01/14/21 11:46	01/15/21 01:55	B1A0242	ATS	3540C
Aroclor-1221 (PCB-1221)	ND		10	2000	5000	ug/kg	01/14/21 11:46	01/15/21 01:55	B1A0242	ATS	3540C
Aroclor-1232 (PCB-1232)	ND		10	2000	5000	ug/kg	01/14/21 11:46	01/15/21 01:55	B1A0242	ATS	3540C
Aroclor-1242 (PCB-1242)	ND		10	2000	5000	ug/kg	01/14/21 11:46	01/15/21 01:55	B1A0242	ATS	3540C
Aroclor-1248 (PCB-1248)	ND		10	2000	5000	ug/kg	01/14/21 11:46	01/15/21 01:55	B1A0242	ATS	3540C
Aroclor-1254 (PCB-1254)	ND		10	2000	5000	ug/kg	01/14/21 11:46	01/15/21 01:55	B1A0242	ATS	3540C
Aroclor-1260 (PCB-1260)	ND		10	2000	5000	ug/kg	01/14/21 11:46	01/15/21 01:55	B1A0242	ATS	3540C
Aroclor-1262 (PCB-1262)	ND		10	2000	5000	ug/kg	01/14/21 11:46	01/15/21 01:55	B1A0242	ATS	3540C
Aroclor-1268 (PCB-1268)	ND		10	2000	5000	ug/kg	01/14/21 11:46	01/15/21 01:55	B1A0242	ATS	3540C
	Recovery				Acceptance Criteria						
Surrogate: Decachlorobiphenyl	*111%*				*30-150*		01/14/21 11:46	*01/15/21 01:55*	B1A0242	*ATS*	3540C
Surrogate: Tetrachloro-m-xylene	*94.1%*				*30-150*		01/14/21 11:46	*01/15/21 01:55*	B1A0242	*ATS*	3540C

The contents of this report apply to the sample(s) analyzed in accordance with the chain of custody document.
No duplication of this report is allowed, except in its entirety without written approval of the laboratory.

AMERICAN ENVIRONMENTAL TESTING LABORATORY
2834 North Naomi Street Burbank, CA 91504 • ELAP# 1541 & 2402 • LACSD# 10181
TEL (888) 288-AETL • (818) 845-8200 • www.aetlab.com
A KYZER LABS COMPANY

NV5	AETL Job Number:	BCA0090	
3777 Long Beach Boulevard, Annex Building	Project Number:	SMSD-20-9850	
Long Beach, CA 90807	Attention:	Jonathan Barkman	
	Project Name:	Cabrillo E.S.	Reported: 01/15/2021 12:52

Analytical Results

Client ID: C0113-7
Lab ID: BCA0090-27 (Solid) **Sampled:** 01/13/21 15:00

PCBs

Method: EPA 8082

Analyte	Result	Qualifier	Dilution	MDL	RL	Units	Prepared Date/Time	Analyzed Date/Time	Batch	Analyst Initials	Prep. Method
Aroclor-1016 (PCB-1016)	ND		10	1000	2500	ug/kg	01/14/21 11:46	01/15/21 02:15	B1A0242	ATS	3540C
Aroclor-1221 (PCB-1221)	ND		10	1000	2500	ug/kg	01/14/21 11:46	01/15/21 02:15	B1A0242	ATS	3540C
Aroclor-1232 (PCB-1232)	ND		10	1000	2500	ug/kg	01/14/21 11:46	01/15/21 02:15	B1A0242	ATS	3540C
Aroclor-1242 (PCB-1242)	ND		10	1000	2500	ug/kg	01/14/21 11:46	01/15/21 02:15	B1A0242	ATS	3540C
Aroclor-1248 (PCB-1248)	ND		10	1000	2500	ug/kg	01/14/21 11:46	01/15/21 02:15	B1A0242	ATS	3540C
Aroclor-1254 (PCB-1254)	**6010**		10	1000	2500	ug/kg	01/14/21 11:46	01/15/21 02:15	B1A0242	ATS	3540C
Aroclor-1260 (PCB-1260)	ND		10	1000	2500	ug/kg	01/14/21 11:46	01/15/21 02:15	B1A0242	ATS	3540C
Aroclor-1262 (PCB-1262)	ND		10	1000	2500	ug/kg	01/14/21 11:46	01/15/21 02:15	B1A0242	ATS	3540C
Aroclor-1268 (PCB-1268)	ND		10	1000	2500	ug/kg	01/14/21 11:46	01/15/21 02:15	B1A0242	ATS	3540C
	Recovery				Acceptance Criteria						
Surrogate: Decachlorobiphenyl	*107%*				*30-150*		01/14/21 11:46	*01/15/21 02:15*	B1A0242	*ATS*	3540C
Surrogate: Tetrachloro-m-xylene	*90.1%*				*30-150*		01/14/21 11:46	*01/15/21 02:15*	B1A0242	*ATS*	3540C

The contents of this report apply to the sample(s) analyzed in accordance with the chain of custody document.
No duplication of this report is allowed, except in its entirety without written approval of the laboratory.

AMERICAN ENVIRONMENTAL TESTING LABORATORY
2834 North Naomi Street Burbank, CA 91504 • ELAP# 1541 & 2402 • LACSD# 10181
TEL (888) 288-AETL • (818) 845-8200 • www.aetlab.com
A KYZER LABS COMPANY

NV5	AETL Job Number:	BCA0090	
3777 Long Beach Boulevard, Annex Building	Project Number:	SMSD-20-9850	
Long Beach, CA 90807	Attention:	Jonathan Barkman	
	Project Name:	Cabrillo E.S.	Reported: 01/15/2021 12:52

Analytical Results

Client ID: **B0113-1**
Lab ID: **BCA0090-28 (Solid)** **Sampled:** **01/13/21 15:20**

PCBs

Method: EPA 8082

Analyte	Result	Qualifier	Dilution	MDL	RL	Units	Prepared Date/Time	Analyzed Date/Time	Batch	Analyst Initials	Prep. Method
Aroclor-1016 (PCB-1016)	ND		20	2000	5000	ug/kg	01/14/21 11:46	01/15/21 02:34	B1A0242	ATS	3540C
Aroclor-1221 (PCB-1221)	ND		20	2000	5000	ug/kg	01/14/21 11:46	01/15/21 02:34	B1A0242	ATS	3540C
Aroclor-1232 (PCB-1232)	ND		20	2000	5000	ug/kg	01/14/21 11:46	01/15/21 02:34	B1A0242	ATS	3540C
Aroclor-1242 (PCB-1242)	ND		20	2000	5000	ug/kg	01/14/21 11:46	01/15/21 02:34	B1A0242	ATS	3540C
Aroclor-1248 (PCB-1248)	ND		20	2000	5000	ug/kg	01/14/21 11:46	01/15/21 02:34	B1A0242	ATS	3540C
Aroclor-1254 (PCB-1254)	ND		20	2000	5000	ug/kg	01/14/21 11:46	01/15/21 02:34	B1A0242	ATS	3540C
Aroclor-1260 (PCB-1260)	ND		20	2000	5000	ug/kg	01/14/21 11:46	01/15/21 02:34	B1A0242	ATS	3540C
Aroclor-1262 (PCB-1262)	ND		20	2000	5000	ug/kg	01/14/21 11:46	01/15/21 02:34	B1A0242	ATS	3540C
Aroclor-1268 (PCB-1268)	ND		20	2000	5000	ug/kg	01/14/21 11:46	01/15/21 02:34	B1A0242	ATS	3540C
	Recovery				Acceptance Criteria						
Surrogate: Decachlorobiphenyl	*109%*				*30-150*		01/14/21 11:46	*01/15/21 02:34*	B1A0242	*ATS*	3540C
Surrogate: Tetrachloro-m-xylene	*96.2%*				*30-150*		01/14/21 11:46	*01/15/21 02:34*	B1A0242	*ATS*	3540C

The contents of this report apply to the sample(s) analyzed in accordance with the chain of custody document.
No duplication of this report is allowed, except in its entirety without written approval of the laboratory.

AMERICAN ENVIRONMENTAL TESTING LABORATORY
2834 North Naomi Street Burbank, CA 91504 • ELAP# 1541 & 2402 • LACSD# 10181
TEL (888) 288-AETL • (818) 845-8200 • www.aetlab.com
A KYZER LABS COMPANY

NV5	AETL Job Number:	BCA0090	
3777 Long Beach Boulevard, Annex Building	Project Number:	SMSD-20-9850	
Long Beach, CA 90807	Attention:	Jonathan Barkman	
	Project Name:	Cabrillo E.S.	Reported: 01/15/2021 12:52

Analytical Results

Client ID: **B0113-2**
Lab ID: **BCA0090-29 (Solid)** **Sampled:** **01/13/21 15:30**

PCBs

Method: EPA 8082

Analyte	Result	Qualifier	Dilution	MDL	RL	Units	Prepared Date/Time	Analyzed Date/Time	Batch	Analyst Initials	Prep. Method
Aroclor-1016 (PCB-1016)	ND		20	2000	5000	ug/kg	01/14/21 11:46	01/15/21 02:53	B1A0242	ATS	3540C
Aroclor-1221 (PCB-1221)	ND		20	2000	5000	ug/kg	01/14/21 11:46	01/15/21 02:53	B1A0242	ATS	3540C
Aroclor-1232 (PCB-1232)	ND		20	2000	5000	ug/kg	01/14/21 11:46	01/15/21 02:53	B1A0242	ATS	3540C
Aroclor-1242 (PCB-1242)	ND		20	2000	5000	ug/kg	01/14/21 11:46	01/15/21 02:53	B1A0242	ATS	3540C
Aroclor-1248 (PCB-1248)	ND		20	2000	5000	ug/kg	01/14/21 11:46	01/15/21 02:53	B1A0242	ATS	3540C
Aroclor-1254 (PCB-1254)	ND		20	2000	5000	ug/kg	01/14/21 11:46	01/15/21 02:53	B1A0242	ATS	3540C
Aroclor-1260 (PCB-1260)	ND		20	2000	5000	ug/kg	01/14/21 11:46	01/15/21 02:53	B1A0242	ATS	3540C
Aroclor-1262 (PCB-1262)	ND		20	2000	5000	ug/kg	01/14/21 11:46	01/15/21 02:53	B1A0242	ATS	3540C
Aroclor-1268 (PCB-1268)	ND		20	2000	5000	ug/kg	01/14/21 11:46	01/15/21 02:53	B1A0242	ATS	3540C
	Recovery				Acceptance Criteria						
Surrogate: Decachlorobiphenyl	*103%*				*30-150*		01/14/21 11:46	*01/15/21 02:53*	B1A0242	*ATS*	3540C
Surrogate: Tetrachloro-m-xylene	*103%*				*30-150*		01/14/21 11:46	*01/15/21 02:53*	B1A0242	*ATS*	3540C

The contents of this report apply to the sample(s) analyzed in accordance with the chain of custody document.
No duplication of this report is allowed, except in its entirety without written approval of the laboratory.

AMERICAN ENVIRONMENTAL TESTING LABORATORY
2834 North Naomi Street Burbank, CA 91504 • ELAP# 1541 & 2402 • LACSD# 10181
TEL (888) 288-AETL • (818) 845-8200 • www.aetlab.com
A KYZER LABS COMPANY

NV5	AETL Job Number:	BCA0090	
3777 Long Beach Boulevard, Annex Building	Project Number:	SMSD-20-9850	
Long Beach, CA 90807	Attention:	Jonathan Barkman	
	Project Name:	Cabrillo E.S.	Reported: 01/15/2021 12:52

Analytical Results

Client ID: **B0113-3**
Lab ID: **BCA0090-30 (Solid)** **Sampled:** **01/13/21 15:40**

PCBs

Method: EPA 8082

Analyte	Result	Qualifier	Dilution	MDL	RL	Units	Prepared Date/Time	Analyzed Date/Time	Batch	Analyst Initials	Prep. Method
Aroclor-1016 (PCB-1016)	ND		20	2000	5000	ug/kg	01/14/21 11:46	01/15/21 03:13	B1A0242	ATS	3540C
Aroclor-1221 (PCB-1221)	ND		20	2000	5000	ug/kg	01/14/21 11:46	01/15/21 03:13	B1A0242	ATS	3540C
Aroclor-1232 (PCB-1232)	ND		20	2000	5000	ug/kg	01/14/21 11:46	01/15/21 03:13	B1A0242	ATS	3540C
Aroclor-1242 (PCB-1242)	ND		20	2000	5000	ug/kg	01/14/21 11:46	01/15/21 03:13	B1A0242	ATS	3540C
Aroclor-1248 (PCB-1248)	ND		20	2000	5000	ug/kg	01/14/21 11:46	01/15/21 03:13	B1A0242	ATS	3540C
Aroclor-1254 (PCB-1254)	ND		20	2000	5000	ug/kg	01/14/21 11:46	01/15/21 03:13	B1A0242	ATS	3540C
Aroclor-1260 (PCB-1260)	ND		20	2000	5000	ug/kg	01/14/21 11:46	01/15/21 03:13	B1A0242	ATS	3540C
Aroclor-1262 (PCB-1262)	ND		20	2000	5000	ug/kg	01/14/21 11:46	01/15/21 03:13	B1A0242	ATS	3540C
Aroclor-1268 (PCB-1268)	ND		20	2000	5000	ug/kg	01/14/21 11:46	01/15/21 03:13	B1A0242	ATS	3540C
	Recovery				Acceptance Criteria						
Surrogate: Decachlorobiphenyl	*86.7%*				*30-150*		01/14/21 11:46	*01/15/21 03:13*	B1A0242	*ATS*	3540C
Surrogate: Tetrachloro-m-xylene	*97.4%*				*30-150*		01/14/21 11:46	*01/15/21 03:13*	B1A0242	*ATS*	3540C

The contents of this report apply to the sample(s) analyzed in accordance with the chain of custody document.
No duplication of this report is allowed, except in its entirety without written approval of the laboratory.

AMERICAN ENVIRONMENTAL TESTING LABORATORY
2834 North Naomi Street Burbank, CA 91504 • ELAP# 1541 & 2402 • LACSD# 10181
TEL (888) 288-AETL • (818) 845-8200 • www.aetlab.com
A KYZER LABS COMPANY

NV5	AETL Job Number:	BCA0090	
3777 Long Beach Boulevard, Annex Building	Project Number:	SMSD-20-9850	
Long Beach, CA 90807	Attention:	Jonathan Barkman	
	Project Name:	Cabrillo E.S.	Reported: 01/15/2021 12:52

Quality Control Results

PCBs (EPA 8082)

Analyte	Result	MDL	RL	Units	Spike Level	Source Result	%REC	%REC Limits	RPD	RPD Limit	Qualifier
Batch: B1A0237 - 3540C					**Prepared: 01/14/2021 08:00**						
Method Blank (B1A0237-BLK1)					**Analyzed: 01/14/2021 12:40**						
Aroclor-1016 (PCB-1016)	ND	20.0	50.0	ug/kg							
Aroclor-1221 (PCB-1221)	ND	20.0	50.0	ug/kg							
Aroclor-1232 (PCB-1232)	ND	20.0	50.0	ug/kg							
Aroclor-1242 (PCB-1242)	ND	20.0	50.0	ug/kg							
Aroclor-1248 (PCB-1248)	ND	20.0	50.0	ug/kg							
Aroclor-1254 (PCB-1254)	ND	20.0	50.0	ug/kg							
Aroclor-1260 (PCB-1260)	ND	20.0	50.0	ug/kg							
Aroclor-1262 (PCB-1262)	ND	20.0	50.0	ug/kg							
Aroclor-1268 (PCB-1268)	ND	20.0	50.0	ug/kg							
Surrogate: Decachlorobiphenyl	*26.7*			*ug/kg*	*25.0*		*107*	*30-150*			
Surrogate: Tetrachloro-m-xylene	*22.1*			*ug/kg*	*25.0*		*88.3*	*30-150*			

The contents of this report apply to the sample(s) analyzed in accordance with the chain of custody document.
No duplication of this report is allowed, except in its entirety without written approval of the laboratory.

AMERICAN ENVIRONMENTAL TESTING LABORATORY
2834 North Naomi Street Burbank, CA 91504 • ELAP# 1541 & 2402 • LACSD# 10181
TEL (888) 288-AETL • (818) 845-8200 • www.aetlab.com
A KYZER LABS COMPANY

NV5	AETL Job Number:	BCA0090	
3777 Long Beach Boulevard, Annex Building	Project Number:	SMSD-20-9850	
Long Beach, CA 90807	Attention:	Jonathan Barkman	
	Project Name:	Cabrillo E.S.	Reported: 01/15/2021 12:52

Quality Control Results

PCBs (EPA 8082)

Analyte	Result	MDL	RL	Units	Spike Level	Source Result	%REC	%REC Limits	RPD	RPD Limit	Qualifier
Batch: B1A0237 - 3540C (Continued)					**Prepared: 01/14/2021 08:00**						
LCS (B1A0237-BS1)					**Analyzed: 01/14/2021 12:01**						
Aroclor-1016 (PCB-1016)	606	20.0	50.0	ug/kg	500		121	50-150			
Aroclor-1260 (PCB-1260)	667	20.0	50.0	ug/kg	500		133	50-150			
Surrogate: Decachlorobiphenyl	*22.0*			*ug/kg*	*25.0*		*88.1*	*30-150*			
Surrogate: Tetrachloro-m-xylene	*21.6*			*ug/kg*	*25.0*		*86.5*	*30-150*			
LCSD (B1A0237-BSD1)					**Analyzed: 01/14/2021 12:20**						
Aroclor-1016 (PCB-1016)	623	20.0	50.0	ug/kg	500		125	50-150	2.77	40	
Aroclor-1260 (PCB-1260)	674	20.0	50.0	ug/kg	500		135	50-150	1.08	40	
Surrogate: Decachlorobiphenyl	*22.3*			*ug/kg*	*25.0*		*89.2*	*30-150*			
Surrogate: Tetrachloro-m-xylene	*20.8*			*ug/kg*	*25.0*		*83.2*	*30-150*			
Batch: B1A0242 - 3540C					**Prepared: 01/14/2021 11:46**						
Method Blank (B1A0242-BLK1)					**Analyzed: 01/14/2021 20:26**						
Aroclor-1016 (PCB-1016)	ND	20.0	50.0	ug/kg							
Aroclor-1221 (PCB-1221)	ND	20.0	50.0	ug/kg							
Aroclor-1232 (PCB-1232)	ND	20.0	50.0	ug/kg							
Aroclor-1242 (PCB-1242)	ND	20.0	50.0	ug/kg							
Aroclor-1248 (PCB-1248)	ND	20.0	50.0	ug/kg							
Aroclor-1254 (PCB-1254)	ND	20.0	50.0	ug/kg							
Aroclor-1260 (PCB-1260)	ND	20.0	50.0	ug/kg							
Aroclor-1262 (PCB-1262)	ND	20.0	50.0	ug/kg							
Aroclor-1268 (PCB-1268)	ND	20.0	50.0	ug/kg							
Surrogate: Decachlorobiphenyl	*23.6*			*ug/kg*	*25.0*		*94.2*	*30-150*			
Surrogate: Tetrachloro-m-xylene	*21.0*			*ug/kg*	*25.0*		*83.9*	*30-150*			

The contents of this report apply to the sample(s) analyzed in accordance with the chain of custody document.
No duplication of this report is allowed, except in its entirety without written approval of the laboratory.

AMERICAN ENVIRONMENTAL TESTING LABORATORY
2834 North Naomi Street Burbank, CA 91504 • ELAP# 1541 & 2402 • LACSD# 10181
TEL (888) 288-AETL • (818) 845-8200 • www.aetlab.com
A KYZER LABS COMPANY

NV5	AETL Job Number:	BCA0090	
3777 Long Beach Boulevard, Annex Building	Project Number:	SMSD-20-9850	
Long Beach, CA 90807	Attention:	Jonathan Barkman	
	Project Name:	Cabrillo E.S.	Reported: 01/15/2021 12:52

Quality Control Results

PCBs (EPA 8082)

Analyte	Result	MDL	RL	Units	Spike Level	Source Result	%REC	%REC Limits	RPD	RPD Limit	Qualifier
Batch: B1A0242 - 3540C (Continued)					**Prepared: 01/14/2021 11:46**						
LCS (B1A0242-BS1)					**Analyzed: 01/14/2021 19:28**						
Aroclor-1016 (PCB-1016)	479	20.0	50.0	ug/kg	500		95.8	50-150			
Aroclor-1260 (PCB-1260)	505	20.0	50.0	ug/kg	500		101	50-150			
Surrogate: Decachlorobiphenyl	*21.9*			*ug/kg*	*25.0*		*87.6*	*30-150*			
Surrogate: Tetrachloro-m-xylene	*20.2*			*ug/kg*	*25.0*		*80.8*	*30-150*			
LCSD (B1A0242-BSD1)					**Analyzed: 01/14/2021 20:07**						
Aroclor-1016 (PCB-1016)	478	20.0	50.0	ug/kg	500		95.7	50-150	<1.00	40	
Aroclor-1260 (PCB-1260)	538	20.0	50.0	ug/kg	500		108	50-150	6.41	40	
Surrogate: Decachlorobiphenyl	*24.7*			*ug/kg*	*25.0*		*98.9*	*30-150*			
Surrogate: Tetrachloro-m-xylene	*19.8*			*ug/kg*	*25.0*		*79.2*	*30-150*			

The contents of this report apply to the sample(s) analyzed in accordance with the chain of custody document.
No duplication of this report is allowed, except in its entirety without written approval of the laboratory.

AMERICAN ENVIRONMENTAL TESTING LABORATORY
2834 North Naomi Street Burbank, CA 91504 • ELAP# 1541 & 2402 • LACSD# 10181
TEL (888) 288-AETL • (818) 845-8200 • www.aetlab.com
A KYZER LABS COMPANY

NV5	AETL Job Number:	BCA0090	
3777 Long Beach Boulevard, Annex Building	Project Number:	SMSD-20-9850	
Long Beach, CA 90807	Attention:	Jonathan Barkman	
	Project Name:	Cabrillo E.S.	Reported: 01/15/2021 12:52

Qualifiers and Definitions

Item	Qualifiers
J	Analyte was detected. However, the analyte concentration is an estimated value, which is between the Method Detection Limit (MDL) and the Reporting Limit (RL).

Item	Definitions
% wt	Percent Weight
%REC	Percent Recovery
°C	Degrees Celsius
AETL	American Environmental Testing Laboratory, LLC
C	Carbon
CARB	California Air Resources Board
COC	Chain of Custody
DRO	Diesel Range Organics
Dup	Duplicate
ELAP	Environmental Laboratory Accreditation Program
EPA	Environmental Protection Agency
GRO	Gasoline Range Organics
HC	Hydrocarbon
LACSD	Los Angeles County Sanitation Districts
LCS	Laboratory Control Sample - A sample matrix, free from the analytes of interest, spiked with verified known amounts of analytes.
LCSD	Laboratory Control Sample Duplicate - A replicate of Laboratory Control Sample.
LOQ	Limit of Quantitation
MDL	Method Detection Limit - The minimum measured concentration of a substance that can be reported with 99% confidence. MDL is statistically derived number which is specific for each instrument, each method and each compound.
mg/kg	Miligrams per Kilogram
mg/L	Miligrams per Liter
MRO	Motor oil Range Organics
MS	Matrix Spike - A sample prepared, taken through all sample preparation and analytical steps of the procedure and analyzed as an independent test results.
MSD	Matrix Spike Duplicate - A replicate of Matrix Spike Sample.
N	No
ND	Analyte is not detected below Method Detection Limit.
ng/m3	Nanograms per cubic meter
NIOSH	National Institute for Occupational Safety and Health
nL/L	Nanoliters per Liter
NTU	Nephelometric Turbidity Units
Ohm-cm	Ohms per centimeter
OSHA	Occupational Safety and Health Administration

The contents of this report apply to the sample(s) analyzed in accordance with the chain of custody document.
No duplication of this report is allowed, except in its entirety without written approval of the laboratory.

AMERICAN ENVIRONMENTAL TESTING LABORATORY
2834 North Naomi Street Burbank, CA 91504 • ELAP# 1541 & 2402 • LACSD# 10181
TEL (888) 288-AETL • (818) 845-8200 • www.aetlab.com
A KYZER LABS COMPANY

NV5	AETL Job Number:	BCA0090	
3777 Long Beach Boulevard, Annex Building	Project Number:	SMSD-20-9850	
Long Beach, CA 90807	Attention:	Jonathan Barkman	
	Project Name:	Cabrillo E.S.	Reported: 01/15/2021 12:52

PCB	Polychlorinated Biphenyl
RL	Reporting Limit - The lowest concentration at which an analyte can be detected in a sample and its concentration can be reported with a specified degree of confidence, accuracy and precision. For usage at AETL, RL is equivalant to LOQ.
RPD	Relative Percent Difference
SIM	Selective Ion Monitoring
SPLP	Synthetic Precipitation Leaching Procedure
STLC	Soluble Threshold Limit Concentration
TCLP	Toxicity Characteristic Leaching Procedure
TPH	Total Petroleum Hydrocarbons
TTLC	Total Threshold Limit Concentrations
ug/kg	Micrograms per Kilogram
ug/L	Micrograms per Liter
ug/m3	Micrograms per cubic meter
WET	Waste Extraction Test
Y	Yes
ZHE	Zero Headspace Extraction

The contents of this report apply to the sample(s) analyzed in accordance with the chain of custody document.
No duplication of this report is allowed, except in its entirety without written approval of the laboratory.

NV5

Delivering Solutions
Improving Lives

DRAFT PRE-DEMOLITION PCB REMOVAL/REMEDIATION PLAN
JUAN CABRILLO ELEMENTARY SCHOOL
30237 Morning View Drive
Malibu, CA 90265
January 15, 2021

Prepared For:

Santa Monica-Malibu Unified School District
Noemi Avila-Zamudio
2828 4th Street
Santa Monica, CA 90405

949.616.6530

NV5

NV5 – Alta Environmental
3777 Long Beach Boulevard
Annex Building
Long Beach, CA 90807

SMSD-20-9850

TABLE OF CONTENTS

1.0 INTRODUCTION 1

2.0 PCB REMOVAL/REMEDIATION SCOPE OF WORK 2

3.0 SEDIMENTS FOUND IN STORMWATER CATCH BASINS SURROUND BUILDING B. WASTE CHARACTERIZATION 2

4.0 ENGINERRING CONTROLS 3

4.1 ESTABLISHING A CONTAINED WORK AREA 3
4.2 HEPA FILTRATION 4
4.3 WORKER DECONTAIMINATION 4

5.0 AIR MONITORING 4

5.1 OCCUPATIONAL EXPOSURE 4
5.2 ENVIRONMENTAL MONITORING 5

6.0 WORKER PROTECTION 5

6.1 PERSONAL PROTECTION EQUIPMENT 5
6.2 WORKER DECONTAINMINATION SYSTEMS 6

7.0 EQUIPMENT DECONTAMINATION 6

8.0 REMOVAL ACTIVITIES 6

8.1 PAINT ASSOCIATED WITH STUCCO ON EXTERIOR WALLS AND VINYL WALLPAPER ON INTERIOR WALLS 7
8.2 CATCH BASIN SEDIMENTS 7

9.0 POST REMEDIATION CONFIRMATION SAMPLING 8

9.1 BULK SAMPLING 9
9.2 AIR SAMPLING 9
9.3 WIPE SAMPLING 10
9.4 QUALITY CONTROL 10

10.0 RESERVED CONTINGENCY PLAN 10

11.0 WASTE MANAGEMET AND DISPOSAL 10

12.0 RECORDKEEPING AND DOCUMENTATION 11

13.0 CERTIFICATION 11

1.0 INTRODUCTION

The Santa Monica-Malibu Unified School District (District) will undertake a project to fully demolish identified buildings on the Juan Cabrillo Elementary School campus, located at 30237 Morning View Drive, Malibu, California 90265 (herein identified as "Site"). Buildings B and C of the Site have been identified to contain regulated levels of polychlorinated biphenyls (PCBs). ***This document has been prepared prior to the anticipated review and approval of a PCB remediation plan by the USEPA Region 9. As such, this document is subject to change. Once approved, the USEPA-approved document will take precedence over this version.***

The District has retained Alta Environmental DBA NV5(NV5) to prepare this site-specific Pre-demolition PCB Removal/Remediation Plan (Plan) to address previously identified PCB-impacted building materials prior to planned demolition activities. PCB-impacted building materials identified for remediation/removal are presented in Table 1, below.

Table 1 – PCB-Impacted Building Materials

Material/Description	Location	Disposal	Specification Section
Exterior blue paint	Building B-Exterior Stucco	Bulk Product Waste	8.1
Vinyl wall covering (and associated substrates)	Building B-Interior perimeter walls and adjacent interior walls within 16" of vinyl wall coating	Bulk Product Waste	8.1
Vinyl wall covering (and associated substrates)	Building C-Interior Perimeter walls and interior walls with vinyl and adjacent surfaces within 16" of vinyl wall coating	Bulk Product Waste	8.1
Sediments from all catch basins	Storm drains surrounding Building B	Remediation Waste	8.2

The scope of work described in this Plan shall be completed by a remediation contractor (Remediation Contractor) qualified to perform PCB removal/remediation work using properly trained Hazardous Waste Operations and Emergency Response (HAZWOPER) workers. Further, it should be noted that asbestos containing materials (ACM) and lead based paints (LBP) have also been identified within the boundaries of the PCB related work. Requirements for ACM and LBP remediation work are not included in this Plan. The remediation contractor should consult with the District to obtain the ACM and LBP abatement work plan.

The PCB removal work may be completed concurrently and in conjunction the ACM and LBP removal

work where necessary, if feasible and cost effective. All PCB related work shall be completed using proper worker protection which may include air purifying respirators, disposable clothing, hand, foot, eye and head protection, as required.

PCB removal/remediation work should be completed in accordance with all applicable regulations. Waste must be properly segregated, characterized, labelled, transported and disposed at an approved waste disposal facility.

If a specified minimum procedure described in this document cannot be utilized, a request shall be made in writing to Owner's Authorized Representative providing details of the issues encountered and recommended alternatives.

The Remediation Contractor is required to comply with all applicable regulatory requirements including but not limited to worker training, personal protection equipment and waste disposal. The selected Remediation Contractor will be required to provide a written Site-specific work plan which complies with this Plan.

By submitting a bid, the Remediation Contractor warrants its intent to conduct said work properly using qualified personnel.

The Remediation Contractor shall furnish all labor, materials, services, and equipment which is specified, shown or reasonably implied for the removal, transport, and disposal of PCB-impacted building materials presented in Table 1. In addition, the Remediation Contractor shall obtain insurance prior to Site mobilization which specifically covers the handling and transportation of PCBs,

2.0 PCB REMOVAL/REMEDIATION SCOPE OF WORK

It is the intent of the District to safely and efficiently remove source material containing PCB concentrations greater than 50 part per million (ppm) and adjacent porous surfaces impacted by those source materials at PCB concentrations greater than 1 ppm.

The following materials have been identified for removal/remediation:

- Light blue paint associated with exterior stucco walls-Building B
- Vinyl wallpaper coated with white paint on interior perimeter walls-Building B
- Vinyl wallpaper coated with white paint on interior perimeter and various interior walls-Building C

3.0 SEDIMENTS FOUND IN STORMWATER CATCH BASINS SURROUND BUILDING B. WASTE CHARACTERIZATION

Waste generated during this project should be segregated and classified as presented in Table 2, in accordance with 40 CFR 761.3. Asbestos and or lead have been identified to be present in the PCB containing materials as well.

Table 2 - Waste Characterization

Waste Classification	Materials	PCB Concentration (ppm)
PCB Bulk Product Waste	Painted Exterior Stucco Building B[1][2] Wall Vinyl Buildings B and C [2]	Source material concentration equal to or greater than 50 PPM
	Porous building materials adjoining identified PCB-impacted source material B and C	Greater than 1 ppm
PCB Remediation Waste	Sediments in catch basin	Greater than 1 ppm
	Personal Protective Equipment	
	Rags and Other Cleaning Products Used for Decontamination	

[1] Stucco contains regulated concentrations of asbestos.

[2] Paint on surfaces contains lead.

If segregation and separation of non-impacted porous materials in direct contact with impacted material is determined to be infeasible during remediation, the non-impacted porous materials will be handled as a PCB Bulk Product Waste.

4.0 ENGINERRING CONTROLS

An integral step in implementing effective protective measures is to build a containment area at each location where removal/remediation work is completed, in a manner that minimizes airborne dust from migrating outside of the abatement area.

4.1 ESTABLISHING A CONTAINED WORK AREA

The containment area(s) shall be maintained under constant negative air pressure by installing localized fan systems equipped with high efficiency particulate air filters (HEPA). The filtered exhaust from the fans will be routed outside the containment area and vented outside of the building. A minimum pressure differential of 0.02 inches water column shall always be maintained during the work and documented using a recording manometer.

All plastic, spray-on strippable coatings and structural materials used shall be UL-certified as fire retardant or non-combustible. Polyethylene sheeting utilized for worker decontamination and construction/containment barriers shall be designated fire-retardant and have a minimum thickness of six-mil.

Appropriate warning signs as may be required by Cal/OSHA shall be utilized at all entrances to the containment.

4.2 HEPA FILTRATION

A sufficient quantity of HEPA vacuums and/or differential pressure air filtration devices equipped with HEPA filtration shall be used during the removal/remediation work activities. HEPA units shall be tested throughout the project using a particle counter or other appropriate device to document the efficacy of the filtration system.

All powered tools should be equipped with appropriate tool guards and dust/debris collection point-of-capture HEPA filtration systems. Filters shall be disposed of as PCB remediation waste at the end of the project and may not be taken offsite for re-use.

4.3 WORKER DECONTAIMINATION

A worker decontamination unit shall be constructed and maintained at the work area exit. A hand and face wash station will be provided for use by all workers prior to exiting the work area. Waste rinse-water must be disposed in accordance with applicable regulations.

5.0 AIR MONITORING

5.1 OCCUPATIONAL EXPOSURE

To verify the effectiveness of dust minimization and engineering controls, air monitoring for respirable airborne particulates will be conducted using data-logging, real-time monitors. Particulate concentrations shall be maintained below the California Division of Occupational Safety and Health (Cal-OSHA) permissible exposure limits (PELs), based on an 8-hour time-weighted average (8-hour TWA).

Table 3 - Permissible Exposure Limits

Contaminant	Permissible Exposure Limit
Total Dust	10 milligrams per cubic meter (mg/m^3)
Respirable Fraction	5 mg/m^3
PCBs (42% Chlorine)	1 mg/m^3
PCBs (54% Chlorine)	0.5% mg/m^3

5.2 ENVIRONMENTAL MONITORING

Environmental air sampling will be conducted to document the efficacy of the Remediation Contractor's engineering controls, in accordance with the following:

1. A total airborne particulate action limit for the areas outside of the exclusion zone has been established for the PCB remediation work to be conducted at the Site, with consideration of specific receptors, PCB concentrations, work activities, and Cal/OSHA permissible exposure limits. The action limit applies only to air monitoring at the perimeter of the work zone; an action limit has not been set for the active work zones (exclusion zones), as engineering controls will be used within these zones.

2. An action limit of 0.1 mg/m^3 above background will be maintained during site work. The action limit will be determined based on real-time monitoring at a location representative of background/ambient conditions (i.e. a location upwind of the work area). The action limit will be used to determine when additional engineering controls and/or work stoppages are necessary, if any.

3. Should the action limit be exceeded during remediation, work procedures will be evaluated for potential corrective actions, including additional engineering controls or modified work practices. Any recommended changes to work practices will be documented.

4. Air monitoring stations will be established along the work zone perimeter, at upwind and downwind locations, and within the designated work area, if feasible. Air monitoring will be conducted at all times during PCB remediation activities. Alta will review monitoring data at a minimum of once per hour during the work. The logged data will be downloaded and reviewed daily so that changes to the work practices can be recommended based on observable trends in airborne dust concentrations.

5. If monitoring indicates that particulate matter concentrations are not maintained below the action level, remediation activities shall cease until work practices can be evaluated and adjusted.

6.0 WORKER PROTECTION

6.1 PERSONAL PROTECTION EQUIPMENT

Appropriate personal protection equipment (PPE) shall be selected based on the nature of the work performed and the condition on the work area. At a minimum, all personnel entering controlled work areas shall wear disposable, non-porous full-body coveralls (Tyvek or equivalent) and shall utilize air purifying respirators equipped with High Efficiently Particulate Air (HEPA) P-100 filters. In addition, appropriate hand (chemical resistant gloves), foot, eye and hearing protection should always be worn.

6.2 WORKER DECONTAINMINATION SYSTEMS

Worker decontamination enclosure systems shall be provided at all locations where workers will enter or exit PCBs work areas, in accordance with the following:

- A Worker decontamination enclosure system shall consist of at least a cleansing station in accordance with the requirements of 8 CCR 1527 and 8 CCR 1529, and which is equipped with adequate water, towels and cleansing agents to accommodate all users.
- Worker decontamination enclosure systems constructed at the Site shall utilize six-mil, fire-retardant polyethylene sheeting, or other approved materials for privacy.
- Worker decontamination enclosure systems shall not be located inside the work area(s) unless specifically authorized by the Project Environmental Consultant.
- Alternate methods of providing decontamination facilities may be submitted to the Project Environmental Consultant for approval. Do not proceed with any such method(s) without prior written authorization.

7.0 EQUIPMENT DECONTAMINATION

All non-disposable equipment used for the removal/remediation of PCB Bulk Product Waste and PCB Remediation Waste materials included in this work plan must be properly decontaminated prior to removal from any controlled work area. Decontamination procedures shall be implemented in accordance with 40 CFR 761.79.

Any equipment utilizing, or otherwise containing, HEPA filters shall have the HEPA filters removed and properly packaged for disposal prior to demobilizing from the controlled work area. In addition, the equipment's filter compartment and drum should be thoroughly wet-wiped and HEPA vacuumed while still within the controlled work area. The subject filters shall be subsequently disposed in accordance with of this document, and all applicable regulations.

Equipment should be inspected by both the Remediation Contractor Supervisor overseeing the remediation/removal work and the Project Environmental Consultant. Equipment shall only be removed from the work area once the equipment has been inspected and found to be acceptably clean of visible dust and debris.

8.0 REMOVAL ACTIVITIES

Removal/remediation of PCB impacted materials shall be conducted under controlled conditions. At each removal location, establish a controlled work area which includes a negative pressure enclosure in accordance with Section 4.1, above. In addition, surface preparation for removal activities will include surficial wetting in order to minimize dust generation.

All waste materials shall be handled and transported for disposal in according with all applicable regulatory requirements. Waste characterization shall be completed in accordance with Section 3 of this document.

8.1 PAINT ASSOCIATED WITH STUCCO ON EXTERIOR WALLS AND VINYL WALLPAPER ON INTERIOR WALLS

1. Pre-clean all surfaces within the proposed work area by HEPA vacuuming and wet-wiping.

2. Establish a containment work area including negative pressure enclosure

3. At locations where PCBS are to be removed polyethylene sheeting will be placed on the ground surface and removal will be conducted using hand tools to achieve removal to the maximum extent practicable while minimizing dust or other airborne particulates generated.

4. Surface preparation will include surficial wetting of visibly dry and/or deterioration material to minimized dust generation.

5. Debris generated during this project will be immediately collected in waste bags or similar containers and stored in a labeled PCB Bulk Product Waste container at the end of each work shift.

8.2 CATCH BASIN SEDIMENTS

Contractor shall remove sediments from all catch basins around Building B, then flush storm conveyance piping associated with each catch basin, from the most upstream catch basins on each line segment, in the vicinity of Building B, to the identified downstream manhole where flushed liquids can be collected and removed for disposal.

Contractor personnel involved in removal and handling of dry catch basins sediments shall be 40-Hour HAZWOPER-trained per 29 CFR1910.120, and CCR Title 8, Section 5192. It is the Contractor's responsibility to locate all CBs, locations of nearest available water sources relative to the work area, and investigate each manhole to determine depth, discharge piping sizes requiring temporary plugging to allow flushed liquids to accumulate in the manhole, and available access for necessary equipment.

The scope of work for sediment removal and line flushing is further described below.

1. Contractor shall locate all stormwater system catch basins around former Building B to be cleaned via sediment removal. Contractor shall remove the steel grates and physically remove sediments by hand methods or HEPA vacuuming both the catch basin, and the catch basin upper edge where the steel grate rests. All collected sediments shall be containerized in a DOT-approved steel drum or other approved container for disposal. (Contractor shall perform catch basin sediment removal prior to line-flushing with potable water.)

2. Contractor shall temporarily seal the discharge lines from each of the designated manhole recovery locations. Storm conveyance lines that exit each of these manholes shall be blocked with plugs or inflatable packers to retain flushed liquids and sediment inside the manhole. Work inside the manholes is considered a "Permitted Confined Space" and shall be performed accordingly, including any necessary interactions and permits/approvals by McCarthy.

3. Prior to working inside the manholes, a Confined Space Entry Plan (Plan) shall be prepared for review by Project Health and Safety Officer, that describes the work, including air monitoring of the confined space, designated team member roles and responsibilities, and describes equipment to be used in performing confined space entry. The Plan shall also describe confined space protocols and equipment shall be in place for performing emergency confined space rescue, prior to starting any confined space entry work.

4. After Contractor completes dry sediment removal from all identified catch basins in the conveyance network around Building B, the conveyance lines shall be cleaned and flushed by hydro-jetting with potable water, starting from the most upstream catch basin on each line, pushing liquids downstream ultimately to the designated recovery manhole. Water is available on site.

5. All flushed liquids (and residual sediments) shall be removed from each recovery manhole and containerized in DOT-approved containers for offsite disposal as a PCB Remediation Waste.

6. After line flushing is complete, Contractor shall also clean the steel grate and interior surfaces of each catch basin prior to reinstalling the steel grate. The steel grate and catch basin interior areas shall be wet-wiped with water-soaked rags. All soiled rags shall be placed in the same container as removed dry sediments for offsite disposal as a PCB Remediation Waste.

7. All containerized PCB Remediation Wastes shall be temporarily stored on site in the designated waste storage area, until offsite shipment can occur. Waste profiling shall be the responsibility of the Contractor.

9.0 POST REMEDIATION CONFIRMATION SAMPLING

Upon completion of the PCB related work, the Project Environmental Consultant and the Remediation Contractor will conduct a post-remediation visual inspection of the controlled work area. If any material designated for removal is observed, including loose dust or debris, the Remediation Contractor will be required to re-clean the area until deemed acceptable by the Project Environmental Consultant.

9.1 BULK SAMPLING

Following removal activities, sampling of materials immediately adjacent to the removal area may be conducted. Analytical results of the post-removal samples will be evaluated to determine whether the task has been successfully completed as shown in Table 2 below.

Table 4 – Post Remediation Bulk Sampling Results and Actions

PCB Concentration	Action
<1 ppm	No further action-dispose of construction debris
>1 ppm and <50 ppm	Action dependent on EPA Risk Based Disposal approval
>50 ppm	Additional removal activities required

9.2 AIR SAMPLING

Representative air sampling within Building B will be conducted following the completion of removal activities and successful visual inspection. The Remediation Contractor is advised that air sample analysis may take several days for sampling and analysis. It should be noted that containment areas must be maintained until samples results are received from the laboratory and reviewed by the Project Environmental Consultant.

Each air sample will be collected utilizing a calibrated pump to draw air through laboratory supplied polyurethane foam cartridges at a flow rate of approximately 5 liters per minute, for approximately 24 hours. The air samples were collected at breathing zone height and without the use of pre-filters. All samples shall be prepared for analysis by the laboratory using EPA Method 3540 (Soxhlet extraction) and analyzed for PCBs using EPA Method TO-10A.

The results of the post-remediation air samples shall be compared to the USEPA's criteria for evaluating exposure levels in indoor air at school sites. The criteria are as follows:

Age in Years Range	1 to <2	2 to <3	3 to <6	6 to <12	12 to <15	15 to <19	*19 +*
PCBs ng/m^3	100	100	200	300	500	600	*500*

If these conditions are not met, decontamination shall be deemed incomplete and the cleaning procedures shall be repeated. The area shall be re-cleaned and re-tested at no additional cost to Owner until satisfactory levels are obtained.

9.3 WIPE SAMPLING

Post removal/remediation wipe samples will be collected on gauze pads (or similar sampling media) using the Standard Wipe Test described in 40 CFR 761.123. Following collection, each sample shall be properly packaged, labeled, and recorded on a chain-of-custody for transport to the laboratory for analysis. All wipe samples shall be prepared for analysis by the laboratory using EPA Method 3540 (Soxhlet extraction) and analyzed for PCBs using EPA Method 8082.

A total PCB comparison threshold of 1 microgram per 100 square centimeters (1µg/100 cm^2) must be met for wipe samples collected at the Site. Clearance will be issued when all wipe samples results have met these levels.

If these conditions are not met, decontamination shall be deemed incomplete and the cleaning procedures shall be repeated. The area shall be re-cleaned and re-tested at no additional cost to Owner until satisfactory levels are obtained.

The contractor is advised that wipe sample analysis turnaround time will be dependent on laboratory may be delayed as 48 hours. capacity. It should be noted that containment areas must be maintained until samples results are received from the laboratory.

9.4 QUALITY CONTROL

A quality control (QC) assessment of all samples analyzed will be completed. This assessment will include a complete check of field documentation, including sample collection and preservation methods, a completeness check of the laboratory data and documentation, a review of the internal laboratory QA/QC procedure and results including surrogate recoveries, MS/MSD results, blank results, and laboratory control standard results, and an evaluation of sample holding times, and field duplicate results, as necessary.

10.0 RESERVED CONTINGENCY PLAN

If unanticipated elevated PCB concentrations or larger distribution of PCB impacted materials are found, or if other obstacles force changes to the remediation approach, contingencies will be developed and included in the remediation Plan.

11.0 WASTE MANAGEMET AND DISPOSAL

Waste management and disposal incudes on-site handling, accumulation, containerizing and labelling, and off-site transportation (including providing and preparing manifest, bills of lading, etc.) and disposal of PCB waste streams. PCB waste streams will be transported by a licensed waste hauler to the appropriate waste disposal facility.

Secured, lined, and covered waste containers (roll-off containers or equivalent) or 55-gallon DOT-approved steel drums will be staged for the collection of PCB wastes generated during the work activities in accordance with applicable requirements in 40 CFR 761.65 and 40 CFR 761, Subpart K. All containers will be properly labelled and marked in accordance with 40 CFR 761.40 and 22 CCR 66262.34.

The Remediation Contractor will be required to develop a waste sampling and management plan to the Owner and the Project Environmental Consultant for review and approval prior to start of the project. At a minimum, the plan shall include: the name, location and contact information for the Disposal Facility, certification from the Disposal Facility that the PCB waste will be accepted, approved hazardous waste transporter information, a plan for disposal of PCB waste streams, a description of the sampling procedures and sample frequencies, etc. for acceptance by the Disposal Facility.

PCB Bulk Product Waste will be segregated for disposal and transported under a proper manifest to a disposal facility in accordance with 40 CFR 761.62 and 22 CCR 66262.23.

PCB Remediation Waste with a total PCB concentration greater than or equal to 50 ppm will be segregated for disposal and transported under a hazardous waste manifest to a hazardous waste landfill in accordance with 40 CFR 761.61 and 22 CCR 66262.23.

Excluded PCB Product (e.g. concrete, plaster, wood, stucco etc.) containing <50 ppm PCBs will be segregated, further evaluated for other potential hazardous waste characteristics unrelated to PCB concentration, as applicable, and transported offsite under manifest or bill of lading to an appropriate hazardous or nonhazardous waste disposal facility.

Water generated during decontamination (or as part of dust suppression) that is collected on polyethylene sheeting will be containerized onsite, sampled for PCBs and other potential constituents as necessary, and characterized for off-site disposal in accordance with 40 CFR 761.79 and/or California hazardous waste regulations, as applicable. Polyethylene sheeting, PPE, and non-liquid cleaning materials will be managed and disposed of offsite in accordance with 40 CFR 761.61 (a)(5)(v).

12.0 RECORDKEEPING AND DOCUMENTATION

Following completion of the work activities, applicable records and documents will be generated and maintained at one location. A post-remediation report will be prepared which will contain a detailed description of the remediation activities, post clean up samples, appropriate figures and drawings, and analytical date tables presenting results and post-clean-up samples. In addition, the report will include volumes of disposed materials and all waste disposal records. The post-remediation report will be prepared for the purpose of providing a full account of activities preformed, including documentation necessary to support the conclusion that the remedial activities meet the objective of the project.

13.0 CERTIFICATION

A certification form signed by both the owner of the property where the clean-up site is located and by the party conducting the clean-up shall be developed that stating that all sampling plans, sample collection procedures, sample preparation procedures, extraction procedures, and instrumental/chemical analysis procedures used to assess or characterize the PCB contamination at the clean-up site will be maintained at a centralized designated location, available for USEPA inspection.

NV5

Delivering Solutions
Improving Lives

This page is part of your document - DO NOT DISCARD

20160339391

Pages: 0019

Recorded/Filed in Official Records
Recorder's Office, Los Angeles County, California

03/29/16 AT 09:42AM

FEES:	0.00
TAXES:	0.00
OTHER:	0.00
PAID:	0.00

LEADSHEET

201603290620006

00011883366

007459865

SEQ:
01

DAR - Counter (Upfront Scan)

THIS FORM IS NOT TO BE DUPLICATED

E487979

RECORDING REQUESTED BY
SMMUSD - 1651 16th Street
Santa Monica, CA 90404
WHEN RECORDED MAIL TO

NAME DTSC - Peter Garcia

MAILING 5796 Corporate Ave

CITY, STATE ZIP CODE
Cypress, CA 90630

03/29/2016
20160339391

SPACE ABOVE THIS LINE RESERVED FOR RECORDER'S USE

TITLE(S)

Land Use Covenant and Agreement

RECORDING REQUESTED BY:
Santa Monica Malibu Unified School District
1651 Sixteenth Street
Santa Monica, California 90404-

WHEN RECORDED, MAIL TO:

Department of Toxic Substances Control
5796 Corporate Avenue
Cypress, California 90630
Attention: Peter Garcia, Unit Chief
Schools Evaluation and Brownfields Cleanup Branch

SPACE ABOVE THIS LINE RESERVED FOR RECORDER'S USE

LAND USE COVENANT AND AGREEMENT

ENVIRONMENTAL RESTRICTIONS

County of Los Angeles, Assessor Parcel Number 4469-017-900
Malibu High/Middle School and Juan Cabrillo Elementary School
(Site Code: 301648-11)

This Land Use Covenant and Agreement ("Covenant") is made by and between Santa Monica Malibu Unified School District (the "Covenantor"), the current owner of property located at 30237 and 30215 Morning View Drive, Malibu, in the County of Los Angeles, State of California (the "Property"), and the Department of Toxic Substances Control (the "Department"). Pursuant to Civil Code section 1471, the Department has determined that this Covenant is reasonably necessary to protect present or future human health or safety or the environment as a result of the presence on the land of hazardous materials as defined in Health and Safety Code section 25260. The Covenantor and the Department hereby agree that, pursuant Civil Code section 1471 and Health and Safety Code section 25355.5, the use of the Property be restricted as set forth in this Covenant and that the Covenant shall conform with the requirements of California Code of Regulations, title 22, section 67391.1.

ARTICLE I

STATEMENT OF FACTS

1.1. Property Location. The Property that is subject to this Covenant, totaling approximately 0.66 acres, is more particularly described in the attached Exhibit A, "Legal Description", and depicted in Exhibit B, "Plot Plan, or Licensed Land Survey". The Property is located within the approximately 80 acre area occupied by the Malibu High/Middle School and Juan Cabrillo Elementary School, which is now generally bounded by Via Cabrillo on the west, and Mountain View Drive on the south and southwest. The Property is more particularly described as located northwest of the Malibu High/Middle School's Gymnasium and northeast of the Juan Cabrillo Elementary School's Playground/Grassy Area. The Property is commonly known as the Bus Barn Area, and is also identified as a portion of County of Los Angeles, Assessor Parcel Number 44-59-017-900.

1.2. Remediation of Property. This Property has been investigated and/or remediated under the Department's oversight. On June 27, 2014, the Department approved a Preliminary Environmental Assessment (PEA) Work Plan for the entire 80 acre Malibu High/Middle School and Juan Cabrillo Elementary School. The PEA Work Plan was implemented under the Department's oversight during the summer of 2014, and completed in August 2014. On November 23, 2015, in accordance with the Health and Safety Code, division 20, chapter 6.8, the Department approved the PEA Report and issued a No Further Action determination letter to allow for future unrestricted use of the remaining approximately 79.33 acres of the Malibu High/Middle School and Juan Cabrillo Elementary School.

The Preliminary Environmental Assessment Report confirmed the presence of volatile organic compounds in soil vapor remain at the Property above levels acceptable for unrestricted land use. A Human Health Risk Screening Evaluation was performed for the Property which concluded that no significant risks due to exposure to chemicals in soil vapor would be expected for the current or future school students and teachers/staff. However, re-evaluation of risk associated with soil vapor would be required if the land use at the Property is re-zoned for future residential use.

1.3. Basis for Environmental Restrictions. As a result of the presence of hazardous substances which are also hazardous materials as defined in Health and Safety Code section 25260, at the Property, the Department has concluded that it is reasonably necessary to restrict the use of the Property in order to protect present or future human health or safety or the environment, and that this Covenant is required as part of the Department-approved remedy for the Property. The Department has also concluded that the Property, as remediated and when used in compliance with the Environmental Restrictions of this Covenant, does not present an unacceptable risk to present and future human health or safety or the environment.

ARTICLE II
DEFINITIONS

2.1. Department. "Department" means the California Department of Toxic Substances Control and includes its successor agencies, if any.

2.2. Environmental Restrictions. "Environmental Restrictions" means all protective provisions, covenants, restrictions, requirements, prohibitions, and terms and conditions as set forth in this Covenant.

2.3. Improvements. "Improvements" includes, but is not limited to buildings, structures, roads, driveways, improved parking areas, wells, pipelines, or other utilities.

2.4. Lease. "Lease" means lease, rental agreement, or any other document that creates a right to use or occupy any portion of the Property.

2.5. Occupant. "Occupant" or "Occupants" means Owner and any person or entity entitled by ownership, leasehold, or other legal relationship to the right to occupy any portion of the Property.

2.6. Owner. "Owner" or "Owners" means the Covenantor, and any successor in interest including any heir and assignee, who at any time holds title to all or any portion of the Property.

ARTICLE III
GENERAL PROVISIONS

3.1. Runs with the Land. This Covenant sets forth Environmental Restrictions that apply to and encumber the Property and every portion thereof no matter how it is improved, held, used, occupied, leased, sold, hypothecated, encumbered, or conveyed. This Covenant: (a) runs with the land pursuant to Civil Code section 1471 and Health and Safety Code section 25355.5; (b) inures to the benefit of and passes with each and every portion of the Property; (c) is for the benefit of, and is enforceable by the Department; and (d) is imposed upon the entire Property unless expressly stated as applicable only to a specific portion thereof.

3.2. Binding upon Owners/Occupants. This Covenant: (a) binds all Owners of the Property, their heirs, successors, and assignees; and (b) the agents, employees, and lessees of the Owners and the Owners' heirs, successors, and assignees. Pursuant to Civil Code section 1471, all successive Owners of the Property are expressly bound hereby for the benefit of the Department; this Covenant, however, is binding on all Owners and Occupants, and their respective successors and assignees, only during their respective periods of ownership or occupancy except that such Owners or Occupants shall continue to be liable for any violations of, or non-compliance with, the Environmental Restrictions of this Covenant or any acts or omissions during their ownership or occupancy.

3.3. Incorporation into Deeds and Leases. This Covenant shall be incorporated by reference in each and every deed and Lease for any portion of the property.

3.4. Conveyance of Property. The Owner and new Owner shall provide Notice to the Department not later than 30 calendar days after any conveyance or receipt of any ownership interest in the Property (excluding Leases, and mortgages, liens, and other non-possessory encumbrances). The Notice shall include the name and mailing address of the new Owner of the Property and shall reference the site name and site

code as listed on page one of this Covenant. The notice shall also include the Assessor's Parcel Number(s) noted on page one. If the new Owner's property has been assigned a different Assessor Parcel Number, each such Assessor Parcel Number that covers the Property must be provided. The Department shall not, by reason of this Covenant, have authority to approve, disapprove, or otherwise affect proposed conveyance, except as otherwise provided by law or by administrative order.

3.5. Costs of Administering the Covenant to Be Paid by Owner. The Department has already incurred and will in the future incur costs associated with this Covenant. Therefore, the Covenantor hereby covenants for the Covenantor and for all subsequent Owners that, pursuant to California Code of Regulations, title 22, section 67391.1(h), the Owner agrees to pay the Department's costs in administering, implementing and enforcing this Covenant.

ARTICLE IV
RESTRICTIONS AND REQUIREMENTS

4.1. Prohibited Uses. The Property shall not be used for any of the following purposes without prior written approval by the Department:

(a) A residence, including any mobile home or factory built housing, constructed or installed for use as residential human habitation.

4.2. Soil Management. Soil management activities at the Property are subject to the following requirements in addition to any other applicable Environmental Restrictions:

(a) No activities that will disturb the soil (e.g., excavation, grading, removal, trenching, filling, earth movement, mining, or drilling) shall be allowed at the Property without a Soil Management Plan pre-approved by the Department in writing.

(b) Any soil brought to the surface by grading, excavation; trenching or backfilling shall be managed in accordance with all applicable provisions of state and federal law.

4.3. Prohibited Activities. The following activities shall not be conducted at the Property:

(a) Drilling for any water, oil, or gas without prior written approval by the Department.

(b) Extraction or removal of groundwater without a Groundwater Management Plan pre-approved by the Department in writing.

(c) Activity that may alter, interfere with, or otherwise affect the integrity or effectiveness of, or the access to, any investigative, remedial or monitoring system, or activity required for the Property without prior written approval of the Department.

4.4. Access for Department. The Department shall have reasonable right of entry and access to the Property for inspection, investigation, monitoring, and other activities as deemed necessary by the Department in order to protect human health or safety or the environment.

4.5. Access for Implementing Operation and Maintenance. The entity or person responsible for implementing the operation and maintenance activities, if any, shall have reasonable right of entry and access to the Property for the purpose of implementing such operation and maintenance activities until the Department determines that no further operation and maintenance activity is required.

4.6. Inspection and Reporting Requirements. The Owner shall conduct an annual inspection of the Property verifying compliance with this Covenant and shall submit an annual inspection report to the Department for its approval by January 15th of each year. The annual inspection report must include the dates, times, and names of those who conducted the inspection and reviewed the annual inspection report. It also shall describe how the observations that were the basis for the statements and conclusions in the annual inspection report were performed (e.g., drive by, fly over, walk in, etc.). If any violation is noted, the annual inspection report must detail the steps taken to correct the violation and return to compliance. If the Owner identifies any violations of this Covenant during the annual inspection or at any other time, the Owner must within 10 calendar days of identifying the violation: (a) determine the identity of the party in violation; (b) send a letter advising the party of the violation of the Covenant; and (c) demand that the violation cease immediately. Additionally, a copy of any correspondence related to the violation of this Covenant shall be sent to the Department within 10 calendar days of its original transmission.

4.7 Five-Year Review. In addition to the annual reviews noted above, after a period of five (5) years from April 15th and every five (5) years thereafter, Owner shall submit a Five-Year Review report documenting its review of the remedy implemented and its evaluation to determine if human health and the environment are being adequately protected by the remedy as implemented. The report shall describe the results of all inspections, sampling analyses, tests and other data generated or received by Owner and evaluate the adequacy of the implemented remedy in protecting human health and the environment. As a result of any review work performed, the Department may require Owner to perform additional review work or modify the review work previously performed by Owner.

ARTICLE V
ENFORCEMENT

5.1. Enforcement. Failure of the Owner or Occupant to comply with this Covenant shall be grounds for the Department to require modification or removal of any Improvements constructed or placed upon any portion of the Property in violation of this Covenant. Violation of this Covenant, such as failure to submit (including submission of any false statement) record or report to the Department, shall be grounds for the Department to pursue administrative, civil, or criminal actions, as provided by law.

ARTICLE VI
VARIANCE, REMOVAL AND TERM

6.1. Variance from Environmental Restrictions. Any person may apply to the Department for a written variance from any of the Environmental Restrictions imposed by this Covenant. Such application shall be made in accordance with Health and Safety Code section 25223.

6.2 Removal of Environmental Restrictions. Any person may apply to the Department to remove any of the Environmental Restrictions imposed by this Covenant or terminate the Covenant in its entirety. Such application shall be made in accordance with Health and Safety Code section 25224.

6.3 Term. Unless ended in accordance with paragraph 6.2, by law, or by the Department in the exercise of its discretion, this Covenant shall continue in effect in perpetuity.

ARTICLE VII

MISCELLANEOUS

7.1. No Dedication Intended. Nothing set forth in this Covenant shall be construed to be a gift or dedication, or offer of a gift or dedication, of the Property, or any portion thereof, to the general public or anyone else for any purpose whatsoever.

7.2. Recordation. The Covenantor shall record this Covenant, with all referenced Exhibits, in the County of Los Angeles within 10 calendar days of the Covenantor's receipt of a fully executed original.

7.3. Notices. Whenever any person gives or serves any Notice ("Notice" as used herein includes any demand or other communication with respect to this Covenant), each such Notice shall be in writing and shall be deemed effective: (a) when delivered, if personally delivered to the person being served or to an officer of a corporate party being served; or (b) five calendar days after deposit in the mail, if mailed by United States mail, postage paid, certified, return receipt requested:

To Owner: The Santa Monica Malibu Unified School District.

And

To Department: Unit Chief

Schools Evaluation and Brownfields Cleanup Branch
5796 Corporate Avenue
Cypress, California 90630

Any party may change its address or the individual to whose attention a Notice is to be sent by giving advance written Notice in compliance with this paragraph.

7.4. Partial Invalidity. If this Covenant or any of its terms are determined by a court of competent jurisdiction to be invalid for any reason, the surviving portions of this Covenant shall remain in full force and effect as if such portion found invalid had not been included herein.

7.5. Statutory References. All statutory or regulatory references include successor provisions.

7.6. Incorporation of Exhibits. All exhibits and attachments to this Covenant are incorporated herein by reference.

IN WITNESS WHEREOF, the Covenantor and the Department hereby execute this Covenant.

Covenantor: Santa Monica Malibu Unified School District

By: Janece L Maez Janece L Maez

Title: Janece L. Maez, Associate Superintendent/CFO

Print Name and Title of Signatory

Date: 3/4/16

Department of Toxic Substances Control:

By:

Peter A. Garcia

Title: Branch Chief

Print Name and Title of Signatory

Date: 3-17-16

A notary public or other officer completing this certificate verifies only the identity of the individual who signed the document to which this certificate is attached, and not the truthfulness, accuracy, or validity of that document.

State of California

County of Los Angeles

On March 4, 2016 before me,

Kim Nguyen, Notary Public

(space above this line is for name and title of the officer/notary),

personally appeared Janeca L. Maez, who proved to me on the basis of satisfactory evidence to be the person(s) whose name(s) is/are subscribed to the within instrument and acknowledged to me that he/she/they executed the same in his/her/their authorized capacity(ies), and that by his/her/their signature(s) on the instrument the person(s), or the entity upon behalf of which the person(s) acted, executed the instrument.

I certify under PENALTY OF PERJURY under the laws of the State of California that the foregoing paragraph is true and correct.

WITNESS my hand and official seal,

KIM NGUYEN
COMM. # 1980024
NOTARY PUBLIC - CALIFORNIA
LOS ANGELES COUNTY
MY COMM. EXP. JUNE 24, 2016

Kim Nguyen (seal)

Signature of Notary Public

A notary public or other officer completing this certificate verifies only the identity of the individual who signed the document to which this certificate is attached, and not the truthfulness, accuracy, or validity of that document.

State of California

County of ~~Los Angeles~~ ORANGE

On MAR 17, 2016 before me,

V. A. GRAY, NOTARY PUBLIC

(space above this line is for name and title of the officer/notary),

personally appeared PETER GARCIA, who proved to me on the basis of satisfactory evidence to be the person(~~s~~) whose name(~~s~~) is/~~are~~ subscribed to the within instrument and acknowledged to me that he/~~she~~/~~they~~ executed the same in his/~~her~~/~~their~~ authorized capacity(~~ies~~), and that by his/~~her~~/~~their~~ signature(~~s~~) on the instrument the person(~~s~~), or the entity upon behalf of which the person(~~s~~) acted, executed the instrument.

I certify under PENALTY OF PERJURY under the laws of the State of California that the foregoing paragraph is true and correct.

WITNESS my hand and official seal,

Signature of Notary Public (seal)

ESI1 V. A. GRAY COMM. #2047915 Notary Public-California LOS ANGELES COUNTY My Comm. Exp. DEC. 1, 2017 ESI1

EXHIBIT A

LEGAL DESCRIPTION

EXHIBIT "A"

LEGAL DESCRIPTION

THAT PORTION OF PARCEL 12 IN BLOCK 5 AS SHOWN ON THE RECORD OF SURVEY FILED IN BOOK 56, PAGE 14 TO 17, INCLUSIVE, OF RECORDS OF SURVEY, IN THE CITY OF MALIBU, IN THE OFFICE OF THE COUNTY RECORDER, COUNTY OF LOS ANGELES, STATE OF CALIFORNIA, DESCRIBED AS FOLLOWS:

COMMENCING AT THE SOUTHWEST TERMINUS OF THAT CERTAIN COURSE SHOWN AS HAVING A BEARING AND DISTANCE OF SOUTH 62° 46' 25" WEST 138.33 FEET IN THE NORTHWEST BOUNDARY OF SAID PARCEL IN SAID BLOCK PER SAID RECORD OF SURVEY, SAID COURSE ALSO BEING THE BASIS OF BEARING; THENCE SOUTH 0° 15' 39" EAST A DISTANCE OF 23.34 FEET; TO THE **"TRUE POINT OF BEGINNING"**;

THENCE NORTH 75°19'49" EAST, A DISTANCE OF 78.62 FEET;

THENCE SOUTH 56°42'19" EAST A DISTANCE OF 136.03 FEET;

THENCE SOUTH 04°16'39" WEST A DISTANCE OF 24.13 FEET;

THENCE SOUTH 32°02'23" WEST A DISTANCE OF 88.53 FEET;

THENCE SOUTH 36°43'36" WEST A DISTANCE OF 43.32 FEET;

THENCE NORTH 53°16'24" WEST A DISTANCE OF 164.21 FEET;

THENCE NORTH 85°57'45" WEST A DISTANCE OF 15.87 FEET;

THENCE NORTH 42°35'30" WEST A DISTANCE OF 42.94 FEET;

THENCE NORTH 46°48'11" EAST A DISTANCE OF 84.24 FEET TO THE **"TRUE POINT OF BEGINNING".**

SAID PORTION OF PARCEL 12 CONTAINING 28,942 S.F., 0.66 ACRES, MORE OR LESS

SEE EXHIBIT "B" ATTACHED HERETO AND MADE A PART OF THIS LEGAL DESCRIPTION BY REFERENCE HEREIN.

BY: _____ 08/27/2015

Selim Sawaya DATE:

L.S. No. 9143 Expires 9/30/2016



EXHIBIT B

LEGAL DESCRIPTION

(PROPERTY SURVEY)

EXHIBIT "B"

LEGAL DESCRIPTION

LINE TABLE		
LINE	DIRECTION	LENGTH
L1	S 00°15'39" E	23.34'
L2	N 75°19'49" E	78.62'
L3	S 56°42'19" E	136.03'
L4	S 04°16'39" W	24.13'
L5	S 32°02'23" W	88.53'
L6	S 36°43'36" W	43.32'
L7	N 53°16'24" W	164.21'
L8	N 85°57'45" W	15.87'
L9	N 42°35'30" W	42.94'
L10	N 46°48'11" E	84.24'

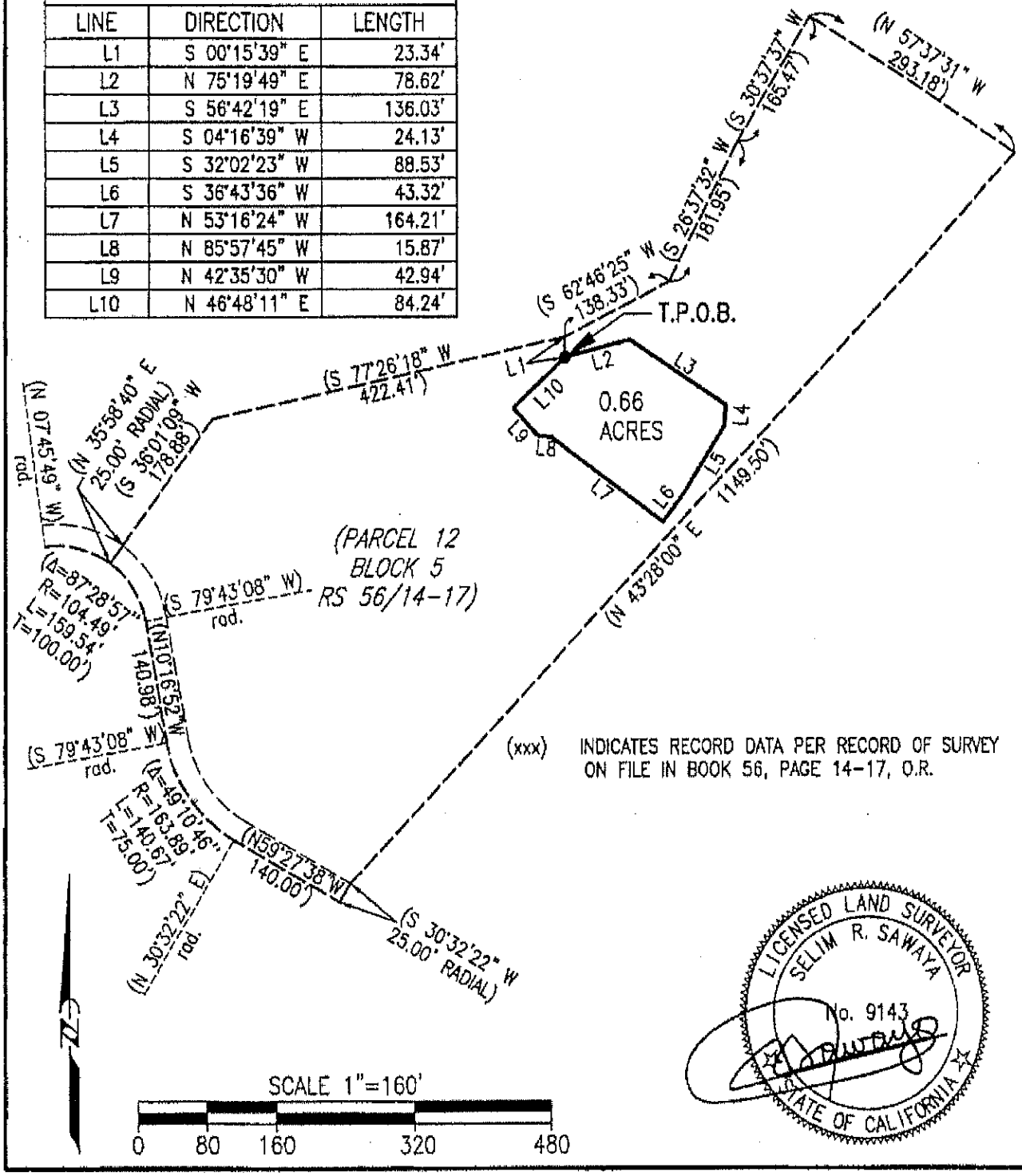

(xxx) INDICATES RECORD DATA PER RECORD OF SURVEY ON FILE IN BOOK 56, PAGE 14-17, O.R.

LICENSED LAND SURVEYOR
SELIM R. SAWAYA
No. 9143
STATE OF CALIFORNIA

EXHIBIT C

LAND USE COVENANT AREA MAP


Bus Barn
Area Subject to Land Use Covenant

This is a true and certified copy of the record if it bears the seal, imprinted in purple ink, of the Registrar-Recorder/County Clerk

MAR 29 2016

Dean C. Logan REGISTRAR-RECORDER/COUNTY CLERK
LOS ANGELES COUNTY, CALIFORNIA

REMOVAL ACTION CERTIFICATION FORM

1. **Certification of Removal Action:**

I hereby certify that the following information is true and correct to the best of my knowledge.

Maria Gillette, Project Manager — 5/9/2016 Date

Peter A. Garcia, Branch Chief — 5-9-16 Date

2. **Certification Statement:** Based upon the information which is currently and actually known to the Department,

☑ The Department has determined that all appropriate response actions have been completed, that all acceptable engineering practices were implemented and that no further removal/remedial action are necessary at the Site.

☐ The Department has determined, based upon a remedial investigation or site characterization that the site poses no significant threat to public health, welfare or the environment and therefore implementation of removal/remedial measures is not necessary.

☐ The Department has determined that all appropriate removal/remedial actions have been completed and that all acceptable engineering practices were implemented; however, the site requires ongoing operation and maintenance (O&M) and monitoring efforts. The Site will be deleted from the "active" site list following (1) a trial operation and maintenance period and (2) execution of a formal written settlement between Department and the responsible parties, if appropriate. However, the Site will be placed on the Department's list of sites undergoing O&M to ensure proper monitoring of long-term cleanup efforts.

3. **Site Name and Location:**

Malibu High/Middle School and Juan Cabrillo Elementary School
30237 and 30215 Morning View Drive
Malibu, Los Angeles County, California 90265
(Site Code: 301648-11)

A. List any other names that have been used to identify this Site:
No other names have been used for this Site.

B. Address of Site if different from above: (none)

C. Assessor's Parcel Numbers: 44-59-017-900, 44-59-017-901, 44-59-017-902, and 4469-017-903.

4. **Responsible Parties:**

Name:	Santa Monica-Malibu Unified School District
Title:	Ms. Jan L. Maez, Associate Superintendent Chief Financial Officer
Address:	1651 Sixteenth Street Santa Monica, California 90404-3891
Telephone:	(310) 450-8338 (extension 70269)

Relationship to Site: Owner

Current Landowner/Operator: SMMUSD owns and operates the Site property.

Brief Description and History of the Site:

The Malibu Middle/High School (MHS) and the Juan Cabrillo Elementary School (JCES) collectively identified as the Site, is located in the City of Malibu, Los Angeles County, California. The 80-acre Site property is owned by the Santa Monica-Malibu Unified School District (SMMUSD) and zoned for institutional use. The property surrounding the Site consists of rural residential and recreational properties. Construction of the majority of the school buildings at the Site occurred in the late 1950s and early 1960s, with new construction occurring at JCES in 1992 and 1995, and at MHS in 2002. Prior to the construction of MHS and JCES, historical aerial photos and topographic maps indicate the Site property was largely undeveloped and may have been used for activities related to dry farming.

On March 12, 2014, the Department executed a Voluntary Investigation Agreement (Agreement) with SMMUSD for the purpose of conducting a Preliminary Environmental Assessment (PEA) at the Site property. The main objectives of the PEA investigation were to evaluate the Site for the presence of hazardous substances, determine the need for further investigation, and if necessary, conduct remediation to reduce an existing or potential risk to public health and/or the environment. The PEA also included a Site-wide Human Health Screening Risk Evaluation.

In accordance with the Agreement, DTSC assumed regulatory oversight of the PEA's comprehensive soil, soil-vapor and groundwater investigation at the Site property. The United States Environmental Protection Agency (USEPA) provided regulatory oversight of investigation actions related to potential chemicals inside the school buildings, including Polychlorinated Biphenyls (PCBs) in building materials. USEPA was responsible for the review and approval of SMMUSD's Comprehensive PCB-Related Building Materials Inspection, Management and Removal Plan which

focused specifically on PCB-contaminated building materials within classrooms and buildings at the Site property. DTSC's regulatory oversight focused exclusively on the PEA's subsurface investigation, and did not address potentially contaminated building materials inside the classrooms.

On May 23, 2014, SMMUSD's consultant submitted a Draft PEA Work Plan to DTSC. The Draft PEA Work Plan identified 18 Areas of Interest (AOIs) at the Site. AOI-1 through AOI-4 were located at JCES, and AOI-5 through AOI-18 were located at MHS. Dependent upon the historic land use and current activities identified at each AOI, soil, soil vapor and groundwater samples were collected and selectively analyzed for Polychlorinated Biphenyls (PCBs), pesticides, herbicides, total petroleum hydrocarbons (TPH), metals, semi-volatile organic compounds (SVOCs), and Volatile Organic Compounds (VOCs).

On June 27, 2014, DTSC conditionally approval the PEA Work Plan and the investigation was initiated on June 30, 2014. The PEA investigation field work was conducted during summer break, and coordinated so that students and staff attending summer school were prevented from accessing the areas where sampling activities were being performed. All the PEA-related field investigation activities at the Site were conducted under DTSC's regulatory oversite, in accordance with the PEA Work Plan and Site-specific Health and Safety Plan. The PEA investigation fieldwork was completed by August 18, 2014.

The PEA investigation included the collection of soil samples around buildings constructed prior to 1981, the athletic fields (football, baseball and soccer/softball fields), the JCES campus, the MHS campus (including the quad area where a soil investigation and remedial action was previously conducted by ARCADIS in 2011), the pad-mounted electric transformers, Cornucopia Garden, and areas proposed for future redevelopment.

The validated investigation sample data reported the presence of the PCB Aroclor 1254 in surface soil at a concentration of 1.5 parts per million (ppm), exceeding US EPA's Residential Regional Screening Level (RSL) of 1.0 ppm. The PCB-impacted surface soil was confined within an approximately 40-foot-long by 7-foot-wide planter bed located directly adjacent to a concrete walkway east of the MHS Building G Area. The PCB-impacted soil was confined to a depth of 1.5 feet below the ground surface. There were no similar PCB exceedances detected at other areas of the Site, and it appeared the presence of PCB-contaminated surface soil was unique to the MHS Building G Area.

Although DTSC determined the PCB-impacted surface soil did not pose a significant risk to human health, a removal action was proposed because SMMUSD wished to remediate the MHS Building G Area property to a conservative soil screening level. Due to SMMUSD's limited time frame to address the PCB-impacted soil during the school's two week winter break in 2014, it was agreed that preparation of the Draft

Removal Action Work Plan (RAW) would take priority over the PEA Completion Report and Site-wide Human Health Risk Screening Evaluation (HHRSE).

On October 24, 2014, a Draft RAW for the MHS Building G Area was submitted to DTSC. Pursuant to the California Health and Safety Code (HS&C) Section 25356.1, DTSC approved the Draft RAW on November 7, 2014. In accordance with the California Environmental Quality Act (CEQA), DTSC, as the Lead Agency, filed a Notice of Exemption (NOE) for the Draft RAW. A 30-day public comment period for the Draft RAW and NOE documentation was held from November 7, 2014 to December 10, 2014. As supporting documentation, DTSC also posted a Public Notice in the local newspaper, and prepared a Community Profile Report and Community Update fact sheet to notify the community of the proposed removal action.

DTSC received three comments from individual community members during the public comment period. No comments were submitted by the City of Malibu, or local, state and federal agencies for the proposed project.

On December 15, 2014, DTSC issued an approval letter to SMMUSD for the Draft RAW. DTSC's RAW approval letter included a Response to Comments document which provided answers to questions raised by the local community. Additionally, DTSC distributed a Start Work Notice fact sheet announcing the RAW implementation schedule to the local community. On December 17, 2014, SMMUSD's consultant submitted the Final RAW to DTSC.

RAW implementation fieldwork was initiated at the MHS Building G Area on December 21, 2014, and all associated requirements were completed by December 30, 2014. The removal action was conducted in accordance with the approved RAW and Site-specific Health and Safety Plan, under DTSC's oversight and by a California certified contractor under the supervision of a California registered geologist, or a Professional Civil Engineer. The RAW resulted in the excavation of approximately 15 cubic yards of PCB-impacted soil from MHS Building Area G. The excavated soil was profiled, determined to be non-hazardous, and transported off-Site for disposal at a state permitted landfill.

On February 27, 2015, a Draft Removal Action Completion Report (RACR) was submitted to DTSC. The RACR documented the soil excavation activities completed at the MHS Building G Area in December 2014 as part of the DTSC-approved RAW. The Draft RACR stated that excavation of the highest detected concentrations of the PCB Aroclor 1254 reduced the residential human health based risk associated with the PCB-impacted soil to the target risk of 1 x10-6.

On March 26, 2015, DTSC concurred with the findings as presented in the RACR, and issued a No Further Action determination letter to SMMUSD certifying the removal action objectives had been met and the MHS Building G Area property was suitable for future unrestricted use.

On May 29, 2015, a Draft PEA Report was submitted to DTSC which documented the soil, soil-vapor and groundwater investigation activities completed at the Site property between June 30, 2014 and August 18, 2014. The Draft PEA Report included a Site-wide Human Health Risk Screening Evaluation (HHRSE).

DTSC provided comments on the Draft PEA Report and Site-wide HHRSE to SMMUSD on June 29, 2015. The intent of DTSC's comments were to request revisions to the HHRSE calculations, and provide notification that a Land Use Covenant (i.e., deed restriction) would be required for the Bus Barn Area should the outcome of the revised risk evaluation calculations for volatile organic compound (VOC) concentrations remain unchanged.

On September 10, 2015, a Final PEA Report was submitted to DTSC. Based on review of the Final PEA Report and the revised risk evaluation calculations, DTSC determined the VOC concentrations detected at the Bus Barn Area may pose risk to human health based on an unrestricted (residential) land use scenario. In a letter dated November 23, 2015, DTSC stated a land use restriction in the form of a Land Use Covenant would be required for the Bus Barn Area to prevent future residential use of the property. The Bus Barn Area is approximately 0.66 acres in size and located in the northwest portion of the Site. While not acceptable for residential use, DTSC determined the VOC concentrations at the Bus Barn Area did not pose a human health risk for school-based use.

The November 23, 2015 letter also documented DTSC's No Further Action determination for the remainder of the approximately 79.33-acre Site property (including the property identified as the MHS Building G Area).

On March 29, 2016, SMMUSD file a Land Use Covenant for the property identified as the Bus Barn Area with the Los Angeles County Recorder's Office. The 0.66 acre Bus Barn Area is also identified as a portion of County of Los Angeles, Assessor Parcel Number 44-59-017-900.

5. **Type of Site:**

Included in Bond Expenditure Plan?	Yes ___ No _X_
RCRA-Permitted Facility ____	Bond – funded ____
RCRA Facility Closure ____	RP - funded _____
*NPL ___	Federal Facility ___

Other: Voluntary Investigation Agreement.
Explain Briefly: DTSC and the SMMUSD executed a Voluntary Investigation Agreement on March 12, 2014 for the purpose of conducting a PEA and Site-wide HHRSE.

6. **Size of Site:**

Small _X_ Medium ____ Large ____ Extra Large ____

7. **Dates of Removal Action:**

A. Initiated: December 22, 2014 B. Completed: December 30, 2014

*All RAW associated field work activities were conducted under DTSC's oversight during Winter Break 2014, when the school campus was closed and vacant.

8. **Response Action Taken on Site:**

_X_ Removal Action (satisfactory abatement of Site)
____ Final Remedial Action
____ RCRA Enforcement/Closure action
____ No action, further investigation verified that no cleanup action at Site was needed.

A. Type of Remedial or Removal Action (e.g. Excavation and redisposal, cap, on-site treatment?):

Excavation and off-Site disposal of PCB impacted surface soil.

B. Estimated quantity of waste associated with the site (i.e., tons/gallons/cubic yards) which was:

1. ___ Treated Amount: _____
2. ___ Untreated (capped sites) Amount: _____
3. _X_ removed (soil) Amount: Fifteen Cubic Yards

9. **Cleanup Levels/Standards:**

A. What were the cleanup standards established by the Department of Toxic Substances Control (DTSC) pursuant to the final remedial action plan (RAP or RAW) or work plan (if cleanup occurred as the result of a removal action (RA) prior to development of a RAP)?

In accordance with the RAW, soil at the Site was remediated to comply with USEPA's Residential Regional Screening Level (RRSL) for Polychlorinated Biphenyls (PCBs):

- PCBs (Aroclor 1254) – 1.0 milligram per kilogram (mg/kg).

B. Were the specified cleanup standards met? Yes _X_ No ___

10. **DTSC Involvement in the Removal Action**:

A. Did the Department order the Removal Action?

Yes ___ No _X_ Date of Order: _____

B. Did the Department review and approve the following plans/procedures? (Indicate date of review/approval if done):

- o Sampling Analysis Procedures Date: December 15, 2014
- o Health & Safety Protections Date: December 15, 2014
- o Removal/Disposal Procedures Date: December 15, 2014
- o Removal Action Work Plan Date: December 15, 2014

C. If Site was abated by a responsible party, did the Department receive a signed statement from a licensed professional on all phases of the Removal Actions? (Indicate date of statement)

- o Removal Action Completion Report Date: February 27, 2015
- o Design & Construction Specifications Date: N/A
- o Post Construction Date: N/A

D. Did a registered engineer or geologist verify that acceptable engineering practices were implemented?

Yes _X_ No ___ Name: Ms. Carol L. Serlin, P.G., C.P.G.

E. Did the Department confirm completion of all Removal Actions?

Yes _X_ No ___ Date of verification: March 26, 2015 (RACR approval and No Further Action determination letter)

F. Did the Department (directly or through a contractor) actually perform the Removal Action?

Yes ___ No _X_ Name of Contractor: ENVIRON RAMBOLL

G. Was there a community relations plan in place? Yes _X_ No ___
(Community Profile, dated November 2014)

H. Was a Removal Action Work Plan developed for this site? Yes _X_ No ____

I. Did DTSC hold a public meeting regarding the draft RAW? Yes ___ No _X_
(The community did not request a public meeting for the Draft RAW).

J. Were public comments addressed? Yes _X_ No ____
(DTSC Response to Comment letter dated November 13, 2014.)

K. Are all the facts cited above adequately documented in the DTSC files?

Yes _X_ No

If no, identify areas where documentation is lacking.

11. **EPA Involvement in the Remedial or Removal Action:**

A. Was the EPA involved in the site cleanup? Yes ___ No_X_

B. If yes, did EPA concur with all remedial actions? Yes ___ No ___

C. EPA comments: N/A

EPA staff involved in cleanup: N/A

12. **Other Regulatory Agency Involvement in the Cleanup Action:** N/A

Agency:	Activity:
___ RWQCB	_____
___ ARB	_____
___ CHP	_____
___ Caltrans	_____
___ Other:	_____

Name of contact persons and agency: _____

13. **Post-Closure Activities:**

A. Will there be post-closure activities at this site? (e.g. Operation and Maintenance)

Yes ___ No _X_

B. Have post-closure plans been prepared and approved by the Department?

Yes ___ No _X_

C. What is the estimated duration of post-closure (including operations and maintenance) activities? (Not applicable)

D. Are deed restrictions proposed or in place? Yes _X_ No ___

If "yes", have deed restrictions been recorded with the County recorder?

Yes _X_ No ___ Date: 3/29/2016

If "no", who is responsible for assuring that the deed restrictions are recorded? _____

Who is the Department contact? Maria Gillette (714) 484-5377

E. Has cost recovery been initiated? Yes _X_ No _____

If yes, amount received: $251,096.47 as of March 3, 2016.

- Voluntary Investigation Agreement (Agreement), Docket Number HSA-VCA 13/14-85, executed with SMMUSD on March 12, 2014.
- First Amendment to the Agreement, Docket Number HSA-VCA 13/14-85, executed with SMMUSD on August 22, 2014.
- Second Amendment to the Agreement, Docket Number HSA-VCA 13/14-85, executed with SMMUSD on November 21, 2014.

F. Were local planning agencies notified of the cleanup action? Yes ___ No _X_

If yes, the name and address of agency: _____

14. **Expenditure of Funds and Source:** N/A

Funding Source and amount expended:

___ HWCA	$ _____	___ HSA	$ _____
___ HSCF	$ _____	___ RCRA	$ _____
___ RP	$ _____	___ Other	$ _____
___ Federal Cooperative Agreement	$ _____		
___ Other (Site Remediation Account)	$ _____		

15. **Additional Comments:**

DTSC team involved with the project:

- Project Manager: Maria Gillette (March 2013 – Present)
- Geologist: Wendy Arano (March 2013 – March 2016)
- Toxicologist: Dr. CY Jeng (March 2013 – March 2016)
- Industrial Hygienist: Ryan Kinsella (October 2014 – December 2014)
- Public Participation Specialist: Marcia Rubin (February 2014 – March 2016)
- CEQA Staff: Candace Hill (September 2014 – December 2014)
- Public Information Officer: Jorge Moreno (June 2014 – Present)

MHS

Groundwater

LABORATORY DATA CONSULTANTS, INC.
2701 Loker Ave. West, Suite 220, Carlsbad, CA 92010 Bus: 760-827-1100 Fax: 760-827-1099

ENVIRON International Corporation
18100 Von Karman Avenue Ste. 600
Irvine, CA 92612
Attn: Ms. Safaa Dergham
CC: J. Arblaster & D. Rowe

August 21, 2014

SUBJECT: SMMUSD Malibu, Data Validation

Dear Ms. Dergham

Enclosed is the final validation report for the fractions listed below. This SDG was received on August 12, 2014. Attachment 1 is a summary of the samples that were reviewed for each analysis.

LDC Project #32422:

SDG #	Fraction
440-84472-1	Volatiles, Semivolatiles, Dissolved Metals, Gasoline Range Organics, Total Petroleum Hydrocarbons as Extractables

The data validation was performed under EPA Level III guidelines. The analyses were validated using the following documents, as applicable to each method:

- USEPA Contract Laboratory Program National Functional Guidelines for Superfund Organic Methods Data Review, June 2008
- USEPA Contract Laboratory National Functional Guidelines for Inorganic Superfund Data Review, January 2010
- EPA SW 846, Third Edition, Test Methods for Evaluating Solid Waste, update 1, July 1992; update IIA, August 1993; update II, September 1994; update IIB, January 1995; update III, December 1996; update IIIA, April 1998; IIIB, November 2004; Update IV, February 2007

Please feel free to contact us if you have any questions.

Sincerely,

Andrew Kong
Project Manager/Senior Chemist

EM

449 pages-DL **1 WEEK TAT** Attachment 1

Level III

LDC #32422 (Environ-Irvine / SMMUSD Malibu)

LDC	SDG#	DATE REC'D	(2) DATE DUE	VOA (8260B)		SVOA (8270C)		Diss Metals (SW846)		GRO (8015B)		TPH-E (8015B)																							
Matrix:	Water/Soil			W	S	W	S	W	S	W	S	W	S	W	S	W	S	W	S	W	S	W	S	W	S	W	S	W	S	W	S	W	S
A	440-84472-1	08/12/14	08/19/14	5	0	4	0	4	0	4	0	4	0																				
Total	T/AK			5	0	4	0	4	0	4	0	4	0	0	0	0	0	0	0	0	0	0	0	0	0	0	0	0	0	0	0	0	21

Shaded cells indicate Level IV validation (all other cells are Level III validation). These sample counts do not include MS/MSD, and DUPs

Laboratory Data Consultants, Inc.
Data Validation Report

Project/Site Name: SMMUSD

Collection Date: July 31, 2014

LDC Report Date: August 20, 2014

Matrix: Water

Parameters: Volatiles

Validation Level: EPA Level III

Laboratory: TestAmerica, Inc.

Sample Delivery Group (SDG): 440-84472-1

Sample Identification

MW-10
MW-11
EB-073114
MW-3
TB-073114

Introduction

This data review covers 5 water samples listed on the cover sheet including dilutions and reanalysis as applicable. The analyses were per EPA SW 846 Method 8260B for Volatiles.

This review follows a modified outline of the USEPA Contract Laboratory Program National Functional Guidelines for Superfund Organic Methods Data Review (June 2008).

A qualification summary table is provided at the end of this report if data has been qualified. Flags are classified as P (protocol) or A (advisory) to indicate whether the flag is due to a laboratory deviation from a specified protocol or is of technical advisory nature.

Raw data were not reviewed for this SDG. The review was based on QC data.

The following are definitions of the data qualifiers:

U Indicates the compound or analyte was analyzed for but not detected.

J Indicates an estimated value.

R Quality control indicates the data is not usable.

NJ Presumptive evidence of presence of the compound at an estimated quantity.

UJ Indicates the compound or analyte was analyzed for but not detected. The sample detection limit is an estimated value.

A Indicates the finding is based upon technical validation criteria.

P Indicates the finding is related to a protocol/contractual deviation.

None Indicates the data was not significantly impacted by the finding, therefore qualification was not required.

I. Technical Holding Times

All technical holding time requirements were met.

The chain-of-custodies were reviewed for documentation of cooler temperatures. All cooler temperatures met validation criteria.

II. GC/MS Instrument Performance Check

Instrument performance was checked at 12 hour intervals.

All ion abundance requirements were met.

III. Initial Calibration

Initial calibration was performed using required standard concentrations.

Percent relative standard deviations (%RSD) were less than or equal to 15.0% for each individual compound and less than or equal to 30.0% for calibration check compounds (CCCs).

In the case where the laboratory used a calibration curve to evaluate the compounds, all coefficients of determination (r^2) were greater than or equal to 0.990.

Average relative response factors (RRF) for all compounds were within method and validation criteria.

IV. Continuing Calibration

Continuing calibration was performed at the required frequencies.

Percent differences (%D) between the initial calibration RRF and the continuing calibration RRF were within the method criteria of less than or equal to 20.0% for all compounds.

The percent differences (%D) of the second source calibration standard were less than or equal to 20.0% for all compounds with the following exceptions:

Date	Compound	%D	Associated Samples	Flag	A or P
8/1/14	Bromoform	23.2	All samples in SDG 440-84472-1	J (all detects) UJ (all non-detects)	A

All of the continuing calibration relative response factors (RRF) were within method and validation criteria.

V. Blanks

Method blanks were reviewed for each matrix as applicable. No volatile contaminants were found in the method blanks.

Sample TB-073114 was identified as a trip blank. No volatile contaminants were found.

Sample EB-073114 was identified as an equipment blank. No volatile contaminants were found.

VI. Surrogate Spikes

Surrogates were added to all samples and blanks as required by the method. All surrogate recoveries (%R) were within QC limits.

VII. Matrix Spike/Matrix Spike Duplicates

The laboratory has indicated that there were no matrix spike (MS) and matrix spike duplicate (MSD) analyses specified for the samples in this SDG, and therefore matrix spike and matrix spike duplicate analyses were not performed for this SDG.

VIII. Laboratory Control Samples (LCS)

Laboratory control samples were reviewed for each matrix as applicable. Percent recoveries (%R) were within QC limits.

IX. Regional Quality Assurance and Quality Control

Not applicable.

X. Internal Standards

All internal standard areas and retention times were within QC limits.

XI. Target Compound Identifications

Raw data were not reviewed for this SDG.

XII. Compound Quantitation

Raw data were not reviewed for this SDG.

XIII. Tentatively Identified Compounds (TICs)

Raw data were not reviewed for this SDG.

XIV. System Performance

Raw data were not reviewed for this SDG.

XV. Overall Assessment of Data

Data flags are summarized at the end of this report if data has been qualified.

XVI. Field Duplicates

No field duplicates were identified in this SDG.

SMMUSD
Volatiles - Data Qualification Summary - SDG 440-84472-1

SDG	Sample	Compound	Flag	A or P	Reason
440-84472-1	MW-10 MW-11 EB-073114 MW-3 TB-073114	Bromoform	J (all detects) UJ (all non-detects)	A	Continuing calibration (ICV %D)

SMMUSD
Volatiles - Laboratory Blank Data Qualification Summary - SDG 440-84472-1

No Sample Data Qualified in this SDG

SMMUSD
Volatiles - Field Blank Data Qualification Summary - SDG 440-84472-1

No Sample Data Qualified in this SDG

LDC #: 32422A1 **VALIDATION COMPLETENESS WORKSHEET** Date: 8-13-14
SDG #: 440-84472-1 Level III Page: 1 of 1
Laboratory: Test America, Inc. Reviewer: CK
2nd Reviewer: C

METHOD: GC/MS Volatiles (EPA SW 846 Method 8260B)

The samples listed below were reviewed for each of the following validation areas. Validation findings are noted in attached validation findings worksheets.

	Validation Area		Comments
I.	Technical holding times	A	Sampling dates: 7/31/14
II.	GC/MS Instrument performance check	A	
III.	Initial calibration	A	≤30/15/20
IV.	Continuing calibration/ICV	SW	CCV/ICV ≤20
V.	Blanks	A	
VI.	Surrogate spikes	A	
VII.	Matrix spike/Matrix spike duplicates	N	C-S.
VIII.	Laboratory control samples	A	LCS
IX.	Regional Quality Assurance and Quality Control	N	
X.	Internal standards	A	
XI.	Target compound identification	N	
XII.	Compound quantitation/RL/LOQ/LODs	N	
XIII.	Tentatively identified compounds (TICs)	N	
XIV.	System performance	N	
XV.	Overall assessment of data	A	
XVI.	Field duplicates	N	
XVII.	Field blanks	ND	EB=3, TB=5

Note: A = Acceptable
N = Not provided/applicable
SW = See worksheet
ND = No compounds detected
R = Rinsate
FB = Field blank
D = Duplicate
TB = Trip blank
EB = Equipment blank

Validated Samples: Water

1	MW-10	11		21		31	
2	MW-11	12		22		32	
3	EB-073114	13		23		33	
4	MW-3	14		24		34	
5	TB-073114	15		25		35	
6		16		26		36	
7		17		27		37	
8		18		28		38	
9		19		29		39	
10		20	MB440-197494	30		40	

TARGET COMPOUND WORKSHEET

METHOD: VOA

A. Chloromethane	U. 1,1,2-Trichloroethane	OO. 2,2-Dichloropropane	III. n-Butylbenzene	CCCC.1-Chlorohexane
B. Bromomethane	V. Benzene	PP. Bromochloromethane	JJJ. 1,2-Dichlorobenzene	DDDD. Isopropyl alcohol
C. Vinyl choride	W. trans-1,3-Dichloropropene	QQ. 1,1-Dichloropropene	KKK. 1,2,4-Trichlorobenzene	EEEE. Acetonitrile
D. Chloroethane	X. Bromoform	RR. Dibromomethane	LLL. Hexachlorobutadiene	FFFF. Acrolein
E. Methylene chloride	Y. 4-Methyl-2-pentanone	SS. 1,3-Dichloropropane	MMM. Naphthalene	GGGG. Acrylonitrile
F. Acetone	Z. 2-Hexanone	TT. 1,2-Dibromoethane	NNN. 1,2,3-Trichlorobenzene	HHHH. 1,4-Dioxane
G. Carbon disulfide	AA. Tetrachloroethene	UU. 1,1,1,2-Tetrachloroethane	OOO. 1,3,5-Trichlorobenzene	IIII. Isobutyl alcohol
H. 1,1-Dichloroethene	BB. 1,1,2,2-Tetrachloroethane	VV. Isopropylbenzene	PPP. trans-1,2-Dichloroethene	JJJJ. Methacrylonitrile
I. 1,1-Dichloroethane	CC. Toluene	WW. Bromobenzene	QQQ. cis-1,2-Dichloroethene	KKKK. Propionitrile
J. 1,2-Dichloroethene, total	DD. Chlorobenzene	XX. 1,2,3-Trichloropropane	RRR. m,p-Xylenes	LLLL. Ethyl ether
K. Chloroform	EE. Ethylbenzene	YY. n-Propylbenzene	SSS. o-Xylene	MMMM. Benzyl chloride
L. 1,2-Dichloroethane	FF. Styrene	ZZ. 2-Chlorotoluene	TTT. 1,1,2-Trichloro-1,2,2-trifluoroethane	NNNN. Iodomethane
M. 2-Butanone	GG. Xylenes, total	AAA. 1,3,5-Trimethylbenzene	UUU. 1,2-Dichlorotetrafluoroethane	OOOO.1,1-Difluoroethane
N. 1,1,1-Trichloroethane	HH. Vinyl acetate	BBB. 4-Chlorotoluene	VVV. 4-Ethyltoluene	PPPP.
O. Carbon tetrachloride	II. 2-Chloroethylvinyl ether	CCC. tert-Butylbenzene	WWW. Ethanol	QQQQ.
P. Bromodichloromethane	JJ. Dichlorodifluoromethane	DDD. 1,2,4-Trimethylbenzene	XXX. Di-isopropyl ether	RRRR.
Q. 1,2-Dichloropropane	KK. Trichlorofluoromethane	EEE. sec-Butylbenzene	YYY. tert-Butanol	SSSS.
R. cis-1,3-Dichloropropene	LL. Methyl-tert-butyl ether	FFF. 1,3-Dichlorobenzene	ZZZ. tert-Butyl alcohol	TTTT.
S. Trichloroethene	MM. 1,2-Dibromo-3-chloropropane	GGG. p-Isopropyltoluene	AAAA. Ethyl tert-butyl ether	UUUU.
T. Dibromochloromethane	NN. Methyl ethyl ketone	HHH. 1,4-Dichlorobenzene	BBBB. tert-Amyl methyl ether	VVVV.

LDC #: 32422A1

VALIDATION FINDINGS WORKSHEET
Continuing Calibration

Reviewer: [illegible]
2nd Reviewer: [illegible]

METHOD: GC/MS VOA (EPA SW 846 Method 8260B)

Please see qualifications below for all questions answered "N". Not applicable questions are identified as "N/A".

(Y) N N/A Was a continuing calibration standard analyzed at least once every 12 hours for each instrument?
(Y) N N/A Were percent differences (%D) and relative response factors (RRF) within method criteria for all CCC's and SPCC's ?
Y (N) N/A Were all %D and RRFs within the validation criteria of ≤20 %D and ≥0.05 RRF ?

#	Date	Standard ID	Compound	Finding %D (Limit: <20.0%)	Finding RRF (Limit: >0.05)	Associated Samples	Qualifications
ICV	8/1/14	YCG31017.D	X	23.2		all	J/UJ/A

Laboratory Data Consultants, Inc.
Data Validation Report

Project/Site Name: SMMUSD

Collection Date: July 31, 2014

LDC Report Date: August 20, 2014

Matrix: Water

Parameters: Semivolatiles

Validation Level: EPA Level III

Laboratory: TestAmerica, Inc.

Sample Delivery Group (SDG): 440-84472-1

Sample Identification

MW-10
MW-11
EB-073114
MW-3

Introduction

This data review covers 4 water samples listed on the cover sheet including dilutions and reanalysis as applicable. The analyses were per EPA SW 846 Method 8270C for Semivolatiles.

This review follows a modified outline of the USEPA Contract Laboratory Program National Functional Guidelines for Superfund Organic Methods Data Review (June 2008).

A qualification summary table is provided at the end of this report if data has been qualified. Flags are classified as P (protocol) or A (advisory) to indicate whether the flag is due to a laboratory deviation from a specified protocol or is of technical advisory nature.

Raw data were not reviewed for this SDG. The review was based on QC data.

The following are definitions of the data qualifiers:

U Indicates the compound or analyte was analyzed for but not detected.

J Indicates an estimated value.

R Quality control indicates the data is not usable.

NJ Presumptive evidence of presence of the compound at an estimated quantity.

UJ Indicates the compound or analyte was analyzed for but not detected. The sample detection limit is an estimated value.

A Indicates the finding is based upon technical validation criteria.

P Indicates the finding is related to a protocol/contractual deviation.

None Indicates the data was not significantly impacted by the finding, therefore qualification was not required.

I. Technical Holding Times

All technical holding time requirements were met.

The chain-of-custodies were reviewed for documentation of cooler temperatures. All cooler temperatures met validation criteria.

II. GC/MS Instrument Performance Check

Instrument performance was checked at 12 hour intervals.

All ion abundance requirements were met.

III. Initial Calibration

Initial calibration was performed using required standard concentrations.

Percent relative standard deviations (%RSD) were less than or equal to 15.0% for each individual compound and less than or equal to 30.0% for calibration check compounds (CCCs).

In the case where the laboratory used a calibration curve to evaluate the compounds, all coefficients of determination (r^2) were greater than or equal to 0.990.

Average relative response factors (RRF) for all compounds were within method and validation criteria.

IV. Continuing Calibration

Continuing calibration was performed at the required frequencies.

Percent differences (%D) between the initial calibration RRF and the continuing calibration RRF were within the validation criteria of less than or equal to 20.0% for all compounds.

The percent differences (%D) of the second source calibration standard were less than or equal to 20.0% for all compounds with the following exceptions:

Date	Compound	%D	Associated Samples	Flag	A or P
7/9/14	Benzidine	39.5	All samples in SDG 440-84472-1	J (all detects) UJ (all non-detects)	A

All of the continuing calibration relative response factors (RRF) were within method and validation criteria.

V. Blanks

Method blanks were reviewed for each matrix as applicable. No semivolatile contaminants were found in the method blanks.

Sample EB-073114 was identified as an equipment blank. No semivolatile contaminants were found.

VI. Surrogate Spikes

Surrogates were added to all samples and blanks as required by the method. All surrogate recoveries (%R) were within QC limits.

VII. Matrix Spike/Matrix Spike Duplicates

The laboratory has indicated that there was insufficient sample volume for analysis of the matrix spike and matrix spike duplicate.

VIII. Laboratory Control Samples (LCS)

Laboratory control samples were reviewed for each matrix as applicable. Percent recoveries (%R) and relative percent differences (RPD) were within QC limits.

IX. Regional Quality Assurance and Quality Control

Not applicable.

X. Internal Standards

All internal standard areas and retention times were within QC limits.

XI. Target Compound Identifications

Raw data were not reviewed for this SDG.

XII. Compound Quantitation

Raw data were not reviewed for this SDG.

XIII. Tentatively Identified Compounds (TICs)

Raw data were not reviewed for this SDG.

XIV. System Performance

Raw data were not reviewed for this SDG.

XV. Overall Assessment

Data flags are summarized at the end of this report if data has been qualified.

XVI. Field Duplicates

No field duplicates were identified in this SDG.

SMMUSD
Semivolatiles - Data Qualification Summary - SDG 440-84472-1

SDG	Sample	Compound	Flag	A or P	Reason
440-84472-1	MW-10 MW-11 EB-073114 MW-3	Benzidine	J (all detects) UJ (all non-detects)	A	Continuing calibration (ICV %D)

SMMUSD
Semivolatiles - Laboratory Blank Data Qualification Summary - SDG 440-84472-1

No Sample Data Qualified in this SDG

SMMUSD
Semivolatiles - Field Blank Data Qualification Summary - SDG 440-84472-1

No Sample Data Qualified in this SDG

LDC #: 32422A2a **VALIDATION COMPLETENESS WORKSHEET** Date: 8-13-14
SDG #: 440-84472-1 Level III Page: 1 of 1
Laboratory: Test America, Inc. Reviewer: ON
2nd Reviewer: A

METHOD: GC/MS Semivolatiles (EPA SW 846 Method 8270C)

The samples listed below were reviewed for each of the following validation areas. Validation findings are noted in attached validation findings worksheets.

	Validation Area		Comments
I.	Technical holding times	A	Sampling dates: 7/31/14
II.	GC/MS Instrument performance check	A	
III.	Initial calibration	A	≤ 30/15 /RD
IV.	Continuing calibration/ICV	SW	CCV/ICV ≤ 20
V.	Blanks	A	
VI.	Surrogate spikes	A	
VII.	Matrix spike/Matrix spike duplicates	N	insufficient sample
VIII.	Laboratory control samples	A	LCS/LCSD
IX.	Regional Quality Assurance and Quality Control	N	
X.	Internal standards	A	
XI.	Target compound identification	N	
XII.	Compound quantitation/RL/LOQ/LODs	N	
XIII.	Tentatively identified compounds (TICs)	N	
XIV.	System performance	N	
XV.	Overall assessment of data	A	
XVI.	Field duplicates	N	
XVII.	Field blanks	ND	EB = 3

Note: A = Acceptable
N = Not provided/applicable
SW = See worksheet
ND = No compounds detected
R = Rinsate
FB = Field blank
D = Duplicate
TB = Trip blank
EB = Equipment blank

Validated Samples: Water

1	MW-10	11		21		31	
2	MW-11	12		22		32	
3	EB-073114	13		23		33	
4	MW-3	14		24		34	
5		15		25		35	
6		16		26		36	
7		17		27		37	
8		18		28		38	
9		19		29		39	
10		20	MB 440-197187	30		40	

VALIDATION FINDINGS WORKSHEET

METHOD: GC/MS SVOA

A. Phenol	T. 4-Chloroaniline	MM. 4-Chlorophenyl-phenyl ether	FFF. Di-n-octylphthalate	YYY. 2,3,5-Trimethylnaphthalene
B. Bis (2-chloroethyl) ether	U. Hexachlorobutadiene	NN. Fluorene	GGG. Benzo(b)fluoranthene	ZZZ. Perylene
C. 2-Chlorophenol	V. 4-Chloro-3-methylphenol	OO. 4-Nitroaniline	HHH. Benzo(k)fluoranthene	AAAA. Dibenzothiophene
D. 1,3-Dichlorobenzene	W. 2-Methylnaphthalene	PP. 4,6-Dinitro-2-methylphenol	III. Benzo(a)pyrene	BBBB. Benzo(a)fluoranthene
E. 1,4-Dichlorobenzene	X. Hexachlorocyclopentadiene	QQ. N-Nitrosodiphenylamine	JJJ. Indeno(1,2,3-cd)pyrene	CCCC. Benzo(b)fluorene
F. 1,2-Dichlorobenzene	Y. 2,4,6-Trichlorophenol	RR. 4-Bromophenyl-phenylether	KKK. Dibenz(a,h)anthracene	DDDD. cis/trans-Decalin
G. 2-Methylphenol	Z. 2,4,5-Trichlorophenol	SS. Hexachlorobenzene	LLL. Benzo(g,h,i)perylene	EEEE. Biphenyl
H. 2,2'-Oxybis(1-chloropropane)	AA. 2-Chloronaphthalene	TT. Pentachlorophenol	MMM. Bis(2-Chloroisopropyl)ether	FFFF. Retene
I. 4-Methylphenol	BB. 2-Nitroaniline	UU. Phenanthrene	NNN. Aniline	GGGG. C30-Hopane
J. N-Nitroso-di-n-propylamine	CC. Dimethylphthalate	VV. Anthracene	OOO. N-Nitrosodimethylamine	HHHH. 1-Methylphenanthrene
K. Hexachloroethane	DD. Acenaphthylene	WW. Carbazole	PPP. Benzoic Acid	IIII. 1,4-Dioxane
L. Nitrobenzene	EE. 2,6-Dinitrotoluene	XX. Di-n-butylphthalate	QQQ. Benzyl alcohol	JJJJ. Acetophenone
M. Isophorone	FF. 3-Nitroaniline	YY. Fluoranthene	RRR. Pyridine	KKKK. Atrazine
N. 2-Nitrophenol	GG. Acenaphthene	ZZ. Pyrene	SSS. Benzidine	LLLL. Benzaldehyde
O. 2,4-Dimethylphenol	HH. 2,4-Dinitrophenol	AAA. Butylbenzylphthalate	TTT. 1-Methylnaphthalene	MMMM. Caprolactam
P. Bis(2-chloroethoxy)methane	II. 4-Nitrophenol	BBB. 3,3'-Dichlorobenzidine	UUU.Benzo(b)thiophene	NNNN.
Q. 2,4-Dichlorophenol	JJ. Dibenzofuran	CCC. Benzo(a)anthracene	VVV.Benzonaphthothiophene	OOOO.
R. 1,2,4-Trichlorobenzene	KK. 2,4-Dinitrotoluene	DDD. Chrysene	WWW.Benzo(e)pyrene	PPPP.
S. Naphthalene	LL. Diethylphthalate	EEE. Bis(2-ethylhexyl)phthalate	XXX. 2,6-Dimethylnaphthalene	QQQQ.

LDC #: 32422A2a

VALIDATION FINDINGS WORKSHEET
Continuing Calibration

Reviewer: 9h
2nd Reviewer: A

METHOD: GC/MS BNA (EPA SW 846 Method 8270C)

Please see qualifications below for all questions answered "N". Not applicable questions are identified as "N/A".

(Y) N N/A Was a continuing calibration standard analyzed at least once every 12 hours of sample analysis for each instrument?

(Y) N N/A Were percent differences (%D) and relative response factors (RRF) within method criteria for all CCC's and SPCC's ?

Y (N) N/A Were all %D and RRFs within the validation criteria of ≤20 %D and ≥0.05 RRF ?

#	Date	Standard ID	Compound	Finding %D (Limit: ≤20.0%)	Finding RRF (Limit: ≥0.05)	Associated Samples	Qualifications
ICV	7/9/14	ICV 709.D	SSS	39.5		all	J/UJ/A

Laboratory Data Consultants, Inc.
Data Validation Report

Project/Site Name: SMMUSD

Collection Date: July 31, 2014

LDC Report Date: August 15, 2014

Matrix: Water

Parameters: Dissolved Metals

Validation Level: EPA Level III

Laboratory: TestAmerica, Inc.

Sample Delivery Group (SDG): 440-84472-1

Sample Identification

MW-10
MW-11
EB-073114
MW-3

Introduction

This data review covers 4 water samples listed on the cover sheet including dilutions and reanalysis as applicable. The analyses were per EPA SW 846 Methods 6010B and 7470A for Dissolved Metals. The metals analyzed were Antimony, Arsenic, Barium, Beryllium, Cadmium, Chromium, Cobalt, Copper, Lead, Mercury, Molybdenum, Nickel, Selenium, Silver, Thallium, Vanadium, and Zinc.

This review follows a modified outline of the USEPA Contract Laboratory Program National Functional Guidelines for Inorganic Superfund Data Review (January 2010).

A qualification summary table is provided at the end of this report if data has been qualified. Flags are classified as P (protocol) or A (advisory) to indicate whether the flag is due to a laboratory deviation from a specified protocol or is of technical advisory nature.

Raw data were not reviewed for this SDG. The review was based on QC data.

The following are definitions of the data qualifiers:

U Indicates the compound or analyte was analyzed for but not detected.

J Indicates an estimated value.

R Quality control indicates the data is not usable.

NJ Presumptive evidence of presence of the compound at an estimated quantity.

UJ Indicates the compound or analyte was analyzed for but not detected. The sample detection limit is an estimated value.

A Indicates the finding is based upon technical validation criteria.

P Indicates the finding is related to a protocol/contractual deviation.

None Indicates the data was not significantly impacted by the finding, therefore qualification was not required.

I. Technical Holding Times

All technical holding time requirements were met.

The chain-of-custodies were reviewed for documentation of cooler temperatures. All cooler temperatures met validation criteria.

II. Calibration

The initial and continuing calibrations were performed at the required frequency.

The calibration standards criteria were met with the following exceptions:

Date	Lab. Reference/ID	Analyte	%R (Limits)	Associated Samples	Flag	A or P
8/7/14	CRQL (13:48)	Mercury	137 (70-130)	All samples in SDG 440-84472-1	J (all detects)	P

III. Blanks

Method blanks were reviewed for each matrix as applicable. No dissolved metal contaminants were found in the initial, continuing and preparation blanks.

Sample EB-073114 was identified as an equipment blank. No dissolved metals contaminants were found.

IV. ICP Interference Check Sample (ICS) Analysis

The frequency of analysis was met.

The criteria for analysis were met.

V. Matrix Spike/Matrix Spike Duplicates

The laboratory has indicated that there were no matrix spike (MS) and matrix spike duplicate (MSD) analyses specified for the samples in this SDG, and therefore matrix spike and matrix spike duplicate analyses were not performed for this SDG.

VI. Duplicate Sample Analysis

The laboratory has indicated that there were no duplicate (DUP) analyses specified for the samples in this SDG, and therefore duplicate analyses were not performed for this SDG.

VII. Laboratory Control Samples (LCS)

Laboratory control samples were reviewed for each matrix as applicable. Percent recoveries (%R) were within QC limits.

VIII. ICP Serial Dilution

ICP serial dilution was not performed for this SDG.

IX. Sample Result Verification

Raw data were not reviewed for this SDG.

X. Overall Assessment of Data

Data flags are summarized at the end of this report if data has been qualified.

XI. Field Duplicates

No field duplicates were identified in this SDG.

SMMUSD
Dissolved Metals - Data Qualification Summary - SDG 440-84472-1

SDG	Sample	Analyte	Flag	A or P	Reason
440-84472-1	MW-10 MW-11 EB-073114 MW-3	Mercury	J (all detects)	P	Calibration (%R)

SMMUSD
Dissolved Metals - Laboratory Blank Data Qualification Summary - SDG 440-84472-1

No Sample Data Qualified in this SDG

SMMUSD
Dissolved Metals - Field Blank Data Qualification Summary - SDG 440-84472-1

No Sample Data Qualified in this SDG

LDC #: 32422A4 **VALIDATION COMPLETENESS WORKSHEET** Date: 8/13/14

SDG #: 440-84472-1 Level III Page: 1 of 1

Laboratory: Test America Inc. Reviewer: KK

2nd Reviewer: CR

METHOD: Dissolved Metals (EPA SW 846 Method 6010B/~~7000~~ 7470A)

The samples listed below were reviewed for each of the following validation areas. Validation findings are noted in attached validation findings worksheets.

	Validation Area		Comments
I.	Technical holding times	A	Sampling dates: 7/31/14
II.	ICP/MS Tune	N	
III.	Calibration	SW	
IV.	Blanks	A	
V.	ICP Interference Check Sample (ICS) Analysis	A ~~N~~	
VI.	Matrix Spike Analysis	N	~~Not performed~~ or CS
VII.	Duplicate Sample Analysis	N	↓
VIII.	Laboratory Control Samples (LCS)	A	LCS
IX.	Internal Standard (ICP-MS)	N	
X.	ICP Serial Dilution	N	Not performed
XI.	Sample Result Verification	N	
XII.	Overall Assessment of Data	A	
XIII.	Field Duplicates	N	
XIV.	Field Blanks	ND	EB = 3

Note: A = Acceptable; N = Not provided/applicable; SW = See worksheet; ND = No compounds detected; R = Rinsate; FB = Field blank; D = Duplicate; TB = Trip blank; EB = Equipment blank

Validated Samples: Water

1	MW-10	11		21		31	
2	MW-11	12		22		32	
3	EB-073114	13		23		33	
4	MW-3	14		24		34	
5		15		25		35	
6		16		26		36	
7		17		27		37	
8		18		28		38	
9		19		29		39	
10		20		30		40	

Notes: _____

LDC #: 32422A4

VALIDATION FINDINGS WORKSHEET
Sample Specific Element Reference

Reviewer: MK
2nd reviewer: CR

All circled elements are applicable to each sample.

Sample ID	Matrix	Target Analyte List (TAL)
1-4	W	Sb, As, Ba, Be, Cd, Cr, Co, Cu, Pb, Hg, Ni, Se, Ag, Tl, V, Zn, Mo
		Sb, As, Ba, Be, Cd, Cr, Co, Cu, Pb, Hg, Ni, Se, Ag, Tl, V, Zn, Mo
		Sb, As, Ba, Be, Cd, Cr, Co, Cu, Pb, Hg, Ni, Se, Ag, Tl, V, Zn, Mo
		Sb, As, Ba, Be, Cd, Cr, Co, Cu, Pb, Hg, Ni, Se, Ag, Tl, V, Zn, Mo
		Sb, As, Ba, Be, Cd, Cr, Co, Cu, Pb, Hg, Ni, Se, Ag, Tl, V, Zn, Mo
		Sb, As, Ba, Be, Cd, Cr, Co, Cu, Pb, Hg, Ni, Se, Ag, Tl, V, Zn, Mo
		Sb, As, Ba, Be, Cd, Cr, Co, Cu, Pb, Hg, Ni, Se, Ag, Tl, V, Zn, Mo
		Sb, As, Ba, Be, Cd, Cr, Co, Cu, Pb, Hg, Ni, Se, Ag, Tl, V, Zn, Mo
		Sb, As, Ba, Be, Cd, Cr, Co, Cu, Pb, Hg, Ni, Se, Ag, Tl, V, Zn, Mo
		Sb, As, Ba, Be, Cd, Cr, Co, Cu, Pb, Hg, Ni, Se, Ag, Tl, V, Zn, Mo
		Sb, As, Ba, Be, Cd, Cr, Co, Cu, Pb, Hg, Ni, Se, Ag, Tl, V, Zn, Mo
		Sb, As, Ba, Be, Cd, Cr, Co, Cu, Pb, Hg, Ni, Se, Ag, Tl, V, Zn, Mo
		Sb, As, Ba, Be, Cd, Cr, Co, Cu, Pb, Hg, Ni, Se, Ag, Tl, V, Zn, Mo
		Sb, As, Ba, Be, Cd, Cr, Co, Cu, Pb, Hg, Ni, Se, Ag, Tl, V, Zn, Mo
		Sb, As, Ba, Be, Cd, Cr, Co, Cu, Pb, Hg, Ni, Se, Ag, Tl, V, Zn, Mo
		Sb, As, Ba, Be, Cd, Cr, Co, Cu, Pb, Hg, Ni, Se, Ag, Tl, V, Zn, Mo
		Sb, As, Ba, Be, Cd, Cr, Co, Cu, Pb, Hg, Ni, Se, Ag, Tl, V, Zn, Mo
		Sb, As, Ba, Be, Cd, Cr, Co, Cu, Pb, Hg, Ni, Se, Ag, Tl, V, Zn, Mo
		Sb, As, Ba, Be, Cd, Cr, Co, Cu, Pb, Hg, Ni, Se, Ag, Tl, V, Zn, Mo
		Sb, As, Ba, Be, Cd, Cr, Co, Cu, Pb, Hg, Ni, Se, Ag, Tl, V, Zn, Mo
		Sb, As, Ba, Be, Cd, Cr, Co, Cu, Pb, Hg, Ni, Se, Ag, Tl, V, Zn, Mo
		Sb, As, Ba, Be, Cd, Cr, Co, Cu, Pb, Hg, Ni, Se, Ag, Tl, V, Zn, Mo
		Sb, As, Ba, Be, Cd, Cr, Co, Cu, Pb, Hg, Ni, Se, Ag, Tl, V, Zn, Mo
		Sb, As, Ba, Be, Cd, Cr, Co, Cu, Pb, Hg, Ni, Se, Ag, Tl, V, Zn, Mo
		Sb, As, Ba, Be, Cd, Cr, Co, Cu, Pb, Hg, Ni, Se, Ag, Tl, V, Zn, Mo
		Sb, As, Ba, Be, Cd, Cr, Co, Cu, Pb, Hg, Ni, Se, Ag, Tl, V, Zn, Mo
Analysis Method		
ICP		Sb, As, Ba, Be, Cd, Cr, Co, Cu, Pb, Hg, Ni, Se, Ag, Tl, V, Zn, Mo
ICP-MS		Sb, As, Ba, Be, Cd, Cr, Co, Cu, Pb, Hg, Ni, Se, Ag, Tl, V, Zn, Mo
GFAA		Sb, As, Ba, Be, Cd, Cr, Co, Cu, Pb, Hg, Ni, Se, Ag, Tl, V, Zn, Mo

Comments: Mercury by CVAA if performed

LDC #: 32492A4

VALIDATION FINDINGS WORKSHEET
Calibration

Reviewer: KR
2nd Reviewer: CL

METHOD: Trace Metals (EPA SW 846 Method ~~6010/6020/7000~~) 6010B/7470A

Please see qualifications below for all questions answered "N". Not applicable questions are identified as "N/A".

Y N N/A Were all instruments calibrated daily, each set-up time, and were the proper number of standards used?

Y N N/A Were all initial and continuing calibration verification percent recoveries (%R) within the control limits of 90-110% for all analytes except mercury (80-120%)?

LEVEL IV ONLY:

Y N N/A Was a midrange cyanide standard distilled?

Y N N/A Are all correlation coefficients ≥0.995?

Y N N/A Were recalculated results acceptable? See Level IV Initial and Continuing Calibration Recalculation Worksheet for recalculations.

#	Date	Calibration ID	Analyte	%R	Associated Samples	Qualification of Data
	8/7/14	CRQL (13:48)	Hg	137 (70-130)	All	J det / P

Comments:

Laboratory Data Consultants, Inc.
Data Validation Report

Project/Site Name: SMMUSD

Collection Date: July 31, 2014

LDC Report Date: August 21, 2014

Matrix: Water

Parameters: Gasoline Range Organics

Validation Level: EPA Level III

Laboratory: TestAmerica, Inc.

Sample Delivery Group (SDG): 440-84472-1

Sample Identification

MW-10
MW-11
EB-073114
MW-3

Introduction

This data review covers 4 water samples listed on the cover sheet including dilutions and reanalysis as applicable. The analyses were per EPA SW 846 Method 8015B for Gasoline Range Organics.

This review follows a modified outline of the USEPA Contract Laboratory Program National Functional Guidelines for Superfund Organic Methods Data Review (June 2008).

A qualification summary table is provided at the end of this report if data has been qualified. Flags are classified as P (protocol) or A (advisory) to indicate whether the flag is due to a laboratory deviation from a specified protocol or is of technical advisory nature.

Raw data were not reviewed for this SDG. The review was based on QC data.

The following are definitions of the data qualifiers:

U Indicates the compound or analyte was analyzed for but not detected.

J Indicates an estimated value.

R Quality control indicates the data is not usable.

NJ Presumptive evidence of presence of the compound at an estimated quantity.

UJ Indicates the compound or analyte was analyzed for but not detected. The sample detection limit is an estimated value.

A Indicates the finding is based upon technical validation criteria.

P Indicates the finding is related to a protocol/contractual deviation.

None Indicates the data was not significantly impacted by the finding, therefore qualification was not required.

I. Technical Holding Times

All technical holding time requirements were met.

The chain-of-custodies were reviewed for documentation of cooler temperatures. All cooler temperatures met validation criteria.

II. Initial Calibration

Initial calibration was performed as required by the method.

The percent relative standard deviations (%RSD) of calibration factors for compounds were less than or equal to 20.0%.

III. Calibration Verification

Continuing calibration was performed at required frequencies.

The percent differences (%D) were less than or equal to 20.0% for all compounds.

The percent differences (%D) of the second source calibration standard were less than or equal to 20.0% for all compounds.

IV. Blanks

Method blanks were reviewed for each matrix as applicable. No gasoline range organic contaminants were found in the method blanks.

Sample EB-073114 was identified as an equipment blank. No gasoline range organic contaminants were found.

V. Surrogate Recovery

Surrogates were added to all samples and blanks as required by the method. All surrogate recoveries (%R) were within QC limits.

VI. Matrix Spike/Matrix Spike Duplicates

The laboratory has indicated that there were no matrix spike (MS) and matrix spike duplicate (MSD) analyses specified for the samples in this SDG, and therefore matrix spike and matrix spike duplicate analyses were not performed for this SDG.

VII. Laboratory Control Samples

Laboratory control samples were reviewed for each matrix as applicable. Percent recoveries (%R) were within QC limits.

VIII. Target Compound Identification

Raw data were not reviewed for this SDG.

IX. Compound Quantitation

Raw data were not reviewed for this SDG.

X. System Performance

Raw data were not reviewed for this SDG.

XI. Overall Assessment of Data

Data flags are summarized at the end of this report if data has been qualified.

XII. Field Duplicates

No field duplicates were identified in this SDG.

SMMUSD
Gasoline Range Organics - Data Qualification Summary - SDG 440-84472-1

No Sample Data Qualified in this SDG

SMMUSD
Gasoline Range Organics - Laboratory Blank Data Qualification Summary - SDG 440-84472-1

No Sample Data Qualified in this SDG

SMMUSD
Gasoline Range Organics - Field Blank Data Qualification Summary - SDG 440-84472-1

No Sample Data Qualified in this SDG

LDC #: 32422A7
SDG #: 440-84472-1
Laboratory: Test America, Inc.

VALIDATION COMPLETENESS WORKSHEET
Level III

Date: 8-13-14
Page: 1 of 1
Reviewer: CM
2nd Reviewer: A

METHOD: Gasoline Range Organics (EPA SW846 Method 8015B)

The samples listed below were reviewed for each of the following validation areas. Validation findings are noted in attached validation findings worksheets.

	Validation Area		Comments
I.	Technical holding times	A	Sampling dates: 7/31/14
II	Initial calibration	A	≤20
III.	Calibration verification/ICV	A	CCV/ICV ≤20
IV.	Blanks	A	
V	Surrogate recovery	A	
VI.	Matrix spike/Matrix spike duplicates	N	~~M~~C.S
VII.	Laboratory control samples	A	LCS
VIII.	Target compound identification	N	
IX.	Compound quantitation/RL/LOQ/LODs	N	
X.	System Performance	N	
XI.	Overall assessment of data	A	
XII.	Field duplicates	N	
XIII.	Field blanks	ND	EB=3

Note: A = Acceptable; N = Not provided/applicable; SW = See worksheet; ND = No compounds detected; R = Rinsate; FB = Field blank; D = Duplicate; TB = Trip blank; EB = Equipment blank

Validated Samples: Water

1	MW-10	11		21		31	
2	MW-11	12		22		32	
3	EB-073114	13		23		33	
4	MW-3	14		24		34	
5		15		25		35	
6		16		26		36	
7		17		27		37	
8		18		28		38	
9		19		29		39	
10		20	MB440-197439	30		40	

Notes:

Laboratory Data Consultants, Inc.
Data Validation Report

Project/Site Name:	SMMUSD
Collection Date:	July 31, 2014
LDC Report Date:	August 21, 2014
Matrix:	Water
Parameters:	Total Petroleum Hydrocarbons as Extractables
Validation Level:	EPA Level III
Laboratory:	TestAmerica, Inc.
Sample Delivery Group (SDG):	440-84472-1

Sample Identification

MW-10
MW-11
EB-073114
MW-3

Introduction

This data review covers 4 water samples listed on the cover sheet including dilutions and reanalysis as applicable. The analyses were per EPA SW 846 Method 8015B for Total Petroleum Hydrocarbons (TPH) as Extractables.

This review follows a modified outline of the USEPA Contract Laboratory Program National Functional Guidelines for Superfund Organic Methods Data Review (June 2008).

A qualification summary table is provided at the end of this report if data has been qualified. Flags are classified as P (protocol) or A (advisory) to indicate whether the flag is due to a laboratory deviation from a specified protocol or is of technical advisory nature.

Raw data were not reviewed for this SDG. The review was based on QC data.

The following are definitions of the data qualifiers:

U Indicates the compound or analyte was analyzed for but not detected.

J Indicates an estimated value.

R Quality control indicates the data is not usable.

NJ Presumptive evidence of presence of the compound at an estimated quantity.

UJ Indicates the compound or analyte was analyzed for but not detected. The sample detection limit is an estimated value.

A Indicates the finding is based upon technical validation criteria.

P Indicates the finding is related to a protocol/contractual deviation.

None Indicates the data was not significantly impacted by the finding, therefore qualification was not required.

I. Technical Holding Times

All technical holding time requirements were met.

The chain-of-custodies were reviewed for documentation of cooler temperatures. All cooler temperatures met validation criteria.

II. Initial Calibration

Initial calibration was performed as required by the method.

Percent relative standard deviations (%RSD) were less than or equal to 20.0% for all compounds.

III. Continuing Calibration

Continuing calibration was performed at required frequencies.

The percent differences (%D) were less than or equal to 20.0% for all compounds.

The percent differences (%D) of the second source calibration standard were less than or equal to 20.0% for all compounds.

IV. Blanks

Method blanks were reviewed for each matrix as applicable. No total petroleum hydrocarbons as extractable contaminants were found in the method blanks.

Sample EB-073114 was identified as an equipment blank. No total petroleum hydrocarbons as extractable contaminants were found.

V. Surrogate Recovery

Surrogates were added to all samples and blanks as required by the method. All surrogate recoveries (%R) were within QC limits.

VI. Matrix Spike/Matrix Spike Duplicates

The laboratory has indicated that there were no matrix spike (MS) and matrix spike duplicate (MSD) analyses specified for the samples in this SDG, and therefore matrix spike and matrix spike duplicate analyses were not performed for this SDG.

VII. Laboratory Control Samples

Laboratory control samples were reviewed for each matrix as applicable. Percent recoveries (%R) were within QC limits.

VIII. Target Compound Identification

Raw data were not reviewed for this SDG.

IX. Compound Quantitation

Raw data were not reviewed for this SDG.

X. System Performance

Raw data were not reviewed for this SDG.

XI. Overall Assessment of Data

Data flags are summarized at the end of this report if data has been qualified.

XII. Field Duplicates

No field duplicates were identified in this SDG.

SMMUSD
Total Petroleum Hydrocarbons as Extractables - Data Qualification Summary - SDG 440-84472-1

No Sample Data Qualified in this SDG

SMMUSD
Total Petroleum Hydrocarbons as Extractables - Laboratory Blank Data Qualification Summary - SDG 440-84472-1

No Sample Data Qualified in this SDG

SMMUSD
Total Petroleum Hydrocarbons as Extractables - Field Blank Data Qualification Summary - SDG 440-84472-1

No Sample Data Qualified in this SDG

LDC #: 32422A8 **VALIDATION COMPLETENESS WORKSHEET** Date: 8-13-14
SDG #: 440-84472-1 Level III Page: 1 of 1
Laboratory: Test America, Inc. Reviewer: 9m
2nd Reviewer: A

METHOD: GC TPH as Extractables (EPA SW846 Method 8015B)

The samples listed below were reviewed for each of the following validation areas. Validation findings are noted in attached validation findings worksheets.

	Validation Area		Comments
I.	Technical holding times	A	Sampling dates: 7/31/14
II	Initial calibration	A	≤ 20
III.	Calibration verification/ICV	A	CCV/ICV ≤ 20
IV.	Blanks	A	
V	Surrogate recovery	A	
VI.	Matrix spike/Matrix spike duplicates	N	C.S.
VII.	Laboratory control samples	A	LCS
VIII.	Target compound identification	N	
IX.	Compound quantitation/RL/LOQ/LODs	N	
X.	System Performance	N	
XI.	Overall assessment of data	A	
XII.	Field duplicates	N	
XIII.	Field blanks	ND	EB = 3

Note: A = Acceptable; N = Not provided/applicable; SW = See worksheet; ND = No compounds detected; R = Rinsate; FB = Field blank; D = Duplicate; TB = Trip blank; EB = Equipment blank

Validated Samples: water

1 1	MW-10	11		21		31	
2 1	MW-11	12		22		32	
3 2	EB-073114	13		23		33	
4 2	MW-3	14		24		34	
5		15		25		35	
6		16		26		36	
7		17		27		37	
8		18		28		38	
9		19 1	MB440-197554	29		39	
10		20 2	MB440-197974	30		40	

Notes:

LABORATORY DATA CONSULTANTS, INC.
2701 Loker Ave. West, Suite 220, Carlsbad, CA 92010 Bus: 760-827-1100 Fax: 760-827-1099

ENVIRON International Corporation
18100 Von Karman Avenue Ste. 600
Irvine, CA 92612
Attn: Ms. Safaa Dergham
CC: J. Arblaster & D. Rowe

August 21, 2014

SUBJECT: SMMUSD Malibu, Data Validation

Dear Ms. Dergham

Enclosed is the final validation report for the fractions listed below. This SDG was received on August 13, 2014. Attachment 1 is a summary of the samples that were reviewed for each analysis.

LDC Project #32442:

SDG #	Fraction
440-84534-1	Volatiles, Semivolatiles, Dissolved Metals, Gasoline Range Organics, Total Petroleum Hydrocarbons as Extractables

The data validation was performed under EPA Level III guidelines. The analyses were validated using the following documents, as applicable to each method:

- USEPA Contract Laboratory Program National Functional Guidelines for Superfund Organic Methods Data Review, June 2008
- USEPA Contract Laboratory National Functional Guidelines for Inorganic Superfund Data Review, January 2010
- EPA SW 846, Third Edition, Test Methods for Evaluating Solid Waste, update 1, July 1992; update IIA, August 1993; update II, September 1994; update IIB, January 1995; update III, December 1996; update IIIA, April 1998; IIIB, November 2004; Update IV, February 2007

Please feel free to contact us if you have any questions.

Sincerely,

Andrew Kong
Project Manager/Senior Chemist

EM

522 pages-DL **1 WEEK TAT** Attachment 1

Level III

LDC #32442 (Environ-Irvine / SMMUSD Malibu)

LDC	SDG#	DATE REC'D	(2) DATE DUE	VOA (8260B)		SVOA (8270C)		Diss. Metals (SW846)		GRO (8015B)		TPH-E (8015B)																							
Matrix:	Water/Soil			W	S	W	S	W	S	W	S	W	S	W	S	W	S	W	S	W	S	W	S	W	S	W	S	W	S	W	S	W	S
A	440-84534-1	08/13/14	08/20/14	6	0	5	0	5	0	5	0	5	0																				
Total	T/AK			6	0	5	0	5	0	5	0	5	0	0	0	0	0	0	0	0	0	0	0	0	0	0	0	0	0	0	0	0	26

Shaded cells indicate Level IV validation (all other cells are Level III validation). These sample counts do not include MS/MSD, and DUPs

Laboratory Data Consultants, Inc.
Data Validation Report

Project/Site Name: SMMUSD

Collection Date: August 1, 2014

LDC Report Date: August 15, 2014

Matrix: Water

Parameters: Volatiles

Validation Level: EPA Level III

Laboratory: TestAmerica, Inc.

Sample Delivery Group (SDG): 440-84534-1

Sample Identification

MW-5
MW-4
MW-4-FD
EB-080114
MW-7
TB-080114

Introduction

This data review covers 6 water samples listed on the cover sheet including dilutions and reanalysis as applicable. The analyses were per EPA SW 846 Method 8260B for Volatiles.

This review follows a modified outline of the USEPA Contract Laboratory Program National Functional Guidelines for Superfund Organic Methods Data Review (June 2008).

A qualification summary table is provided at the end of this report if data has been qualified. Flags are classified as P (protocol) or A (advisory) to indicate whether the flag is due to a laboratory deviation from a specified protocol or is of technical advisory nature.

Raw data were not reviewed for this SDG. The review was based on QC data.

The following are definitions of the data qualifiers:

U Indicates the compound or analyte was analyzed for but not detected.

J Indicates an estimated value.

R Quality control indicates the data is not usable.

NJ Presumptive evidence of presence of the compound at an estimated quantity.

UJ Indicates the compound or analyte was analyzed for but not detected. The sample detection limit is an estimated value.

A Indicates the finding is based upon technical validation criteria.

P Indicates the finding is related to a protocol/contractual deviation.

None Indicates the data was not significantly impacted by the finding, therefore qualification was not required.

I. Technical Holding Times

All technical holding time requirements were met.

The chain-of-custodies were reviewed for documentation of cooler temperatures. All cooler temperatures met validation criteria.

II. GC/MS Instrument Performance Check

Instrument performance was checked at 12 hour intervals.

All ion abundance requirements were met.

III. Initial Calibration

Initial calibration was performed using required standard concentrations.

Percent relative standard deviations (%RSD) were less than or equal to 15.0% for each individual compound and less than or equal to 30.0% for calibration check compounds (CCCs).

In the case where the laboratory used a calibration curve to evaluate the compounds, all coefficients of determination (r^2) were greater than or equal to 0.990.

Average relative response factors (RRF) for all compounds were within method and validation criteria.

IV. Continuing Calibration

Continuing calibration was performed at the required frequencies.

Percent differences (%D) between the initial calibration RRF and the continuing calibration RRF were within the method criteria of less than or equal to 20.0% for all compounds with the following exceptions:

Date	Compound	%D	Associated Samples	Flag	A or P
8/4/14	Dibromochloromethane	24.0	All samples in SDG 440-84534-1	J (all detects) UJ (all non-detects)	A
	Bromoform	34.0		J (all detects) UJ (all non-detects)	

The percent differences (%D) of the second source calibration standard were less than or equal to 20.0% for all compounds

All of the continuing calibration relative response factors (RRF) were within method and validation criteria.

V. Blanks

Method blanks were reviewed for each matrix as applicable. No volatile contaminants were found in the method blanks.

Sample TB-080114 was identified as a trip blank. No volatile contaminants were found.

Sample EB-080114 was identified as an equipment blank. No volatile contaminants were found.

VI. Surrogate Spikes

Surrogates were added to all samples and blanks as required by the method. All surrogate recoveries (%R) were within QC limits.

VII. Matrix Spike/Matrix Spike Duplicates

The laboratory has indicated that there were no matrix spike (MS) and matrix spike duplicate (MSD) analyses specified for the samples in this SDG, and therefore matrix spike and matrix spike duplicate analyses were not performed for this SDG.

VIII. Laboratory Control Samples (LCS)

Laboratory control samples were reviewed for each matrix as applicable. Percent recoveries (%R) were within QC limits.

IX. Regional Quality Assurance and Quality Control

Not applicable.

X. Internal Standards

All internal standard areas and retention times were within QC limits.

XI. Target Compound Identifications

Raw data were not reviewed for this SDG.

XII. Compound Quantitation

Raw data were not reviewed for this SDG.

XIII. Tentatively Identified Compounds (TICs)

Raw data were not reviewed for this SDG.

XIV. System Performance

Raw data were not reviewed for this SDG.

XV. Overall Assessment of Data

Data flags are summarized at the end of this report if data has been qualified.

XVI. Field Duplicates

Samples MW-4 and MW-4-FD were identified as field duplicates. No volatiles were detected in any of the samples.

SMMUSD
Volatiles - Data Qualification Summary - SDG 440-84534-1

SDG	Sample	Compound	Flag	A or P	Reason
440-84534-1	MW-5 MW-4 MW-4-FD EB-080114 MW-7 TB-080114	Dibromochloromethane Bromoform	J (all detects) UJ (all non-detects) J (all detects) UJ (all non-detects)	A	Continuing calibration (%D)

SMMUSD
Volatiles - Laboratory Blank Data Qualification Summary - SDG 440-84534-1

No Sample Data Qualified in this SDG

SMMUSD
Volatiles - Field Blank Data Qualification Summary - SDG 440-84534-1

No Sample Data Qualified in this SDG

LDC #: 32442A1 **VALIDATION COMPLETENESS WORKSHEET** Date: 8-15-14
SDG #: 440-84534-1 Level III Page: 1 of 1
Laboratory: Test America, Inc. Reviewer: ON
2nd Reviewer: A

METHOD: GC/MS Volatiles (EPA SW 846 Method 8260B)

The samples listed below were reviewed for each of the following validation areas. Validation findings are noted in attached validation findings worksheets.

	Validation Area		Comments
I.	Technical holding times	A	Sampling dates: 08/01/14
II.	GC/MS Instrument performance check	A	
III.	Initial calibration	A	≤ 30/15, r2
IV.	Continuing calibration/ICV	SW	ccv/icv ≤ 20
V.	Blanks	A	
VI.	Surrogate spikes	A	
VII.	Matrix spike/Matrix spike duplicates	N	C-S.
VIII.	Laboratory control samples	A	LCS
IX.	Regional Quality Assurance and Quality Control	N	
X.	Internal standards	A	
XI.	Target compound identification	N	
XII.	Compound quantitation/RL/LOQ/LODs	N	
XIII.	Tentatively identified compounds (TICs)	N	
XIV.	System performance	N	
XV.	Overall assessment of data	A	
XVI.	Field duplicates	ND	D = 2+3
XVII.	Field blanks	ND	EB = 4, TB = 6

Note: A = Acceptable; N = Not provided/applicable; SW = See worksheet; ND = No compounds detected; R = Rinsate; FB = Field blank; D = Duplicate; TB = Trip blank; EB = Equipment blank

Validated Samples: WATER

1	MW-5	11		21		31	
2	MW-4	12		22		32	
3	MW-4-FD	13		23		33	
4	EB-080114	14		24		34	
5	MW-7	15		25		35	
6	TB-080114	16		26		36	
7		17		27		37	
8		18		28		38	
9		19		29		39	
10		20	MB440-197586	30		40	

TARGET COMPOUND WORKSHEET

METHOD: VOA

A. Chloromethane	U. 1,1,2-Trichloroethane	OO. 2,2-Dichloropropane	III. n-Butylbenzene	CCCC.1-Chlorohexane
B. Bromomethane	V. Benzene	PP. Bromochloromethane	JJJ. 1,2-Dichlorobenzene	DDDD. Isopropyl alcohol
C. Vinyl choride	W. trans-1,3-Dichloropropene	QQ. 1,1-Dichloropropene	KKK. 1,2,4-Trichlorobenzene	EEEE. Acetonitrile
D. Chloroethane	X. Bromoform	RR. Dibromomethane	LLL. Hexachlorobutadiene	FFFF. Acrolein
E. Methylene chloride	Y. 4-Methyl-2-pentanone	SS. 1,3-Dichloropropane	MMM. Naphthalene	GGGG. Acrylonitrile
F. Acetone	Z. 2-Hexanone	TT. 1,2-Dibromoethane	NNN. 1,2,3-Trichlorobenzene	HHHH. 1,4-Dioxane
G. Carbon disulfide	AA. Tetrachloroethene	UU. 1,1,1,2-Tetrachloroethane	OOO. 1,3,5-Trichlorobenzene	IIII. Isobutyl alcohol
H. 1,1-Dichloroethene	BB. 1,1,2,2-Tetrachloroethane	VV. Isopropylbenzene	PPP. trans-1,2-Dichloroethene	JJJJ. Methacrylonitrile
I. 1,1-Dichloroethane	CC. Toluene	WW. Bromobenzene	QQQ. cis-1,2-Dichloroethene	KKKK. Propionitrile
J. 1,2-Dichloroethene, total	DD. Chlorobenzene	XX. 1,2,3-Trichloropropane	RRR. m,p-Xylenes	LLLL. Ethyl ether
K. Chloroform	EE. Ethylbenzene	YY. n-Propylbenzene	SSS. o-Xylene	MMMM. Benzyl chloride
L. 1,2-Dichloroethane	FF. Styrene	ZZ. 2-Chlorotoluene	TTT. 1,1,2-Trichloro-1,2,2-trifluoroethane	NNNN. Iodomethane
M. 2-Butanone	GG. Xylenes, total	AAA. 1,3,5-Trimethylbenzene	UUU. 1,2-Dichlorotetrafluoroethane	OOOO.1,1-Difluoroethane
N. 1,1,1-Trichloroethane	HH. Vinyl acetate	BBB. 4-Chlorotoluene	VVV. 4-Ethyltoluene	PPPP.
O. Carbon tetrachloride	II. 2-Chloroethylvinyl ether	CCC. tert-Butylbenzene	WWW. Ethanol	QQQQ.
P. Bromodichloromethane	JJ. Dichlorodifluoromethane	DDD. 1,2,4-Trimethylbenzene	XXX. Di-isopropyl ether	RRRR.
Q. 1,2-Dichloropropane	KK. Trichlorofluoromethane	EEE. sec-Butylbenzene	YYY. tert-Butanol	SSSS.
R. cis-1,3-Dichloropropene	LL. Methyl-tert-butyl ether	FFF. 1,3-Dichlorobenzene	ZZZ. tert-Butyl alcohol	TTTT.
S. Trichloroethene	MM. 1,2-Dibromo-3-chloropropane	GGG. p-Isopropyltoluene	AAAA. Ethyl tert-butyl ether	UUUU.
T. Dibromochloromethane	NN. Methyl ethyl ketone	HHH. 1,4-Dichlorobenzene	BBBB. tert-Amyl methyl ether	VVVV.

LDC #: 32442A1

VALIDATION FINDINGS WORKSHEET
Continuing Calibration

Page: 1 of 1
Reviewer: [illegible]
2nd Reviewer: [illegible]

METHOD: GC/MS VOA (EPA SW 846 Method 8260B)

Please see qualifications below for all questions answered "N". Not applicable questions are identified as "N/A".

(Y) N N/A Was a continuing calibration standard analyzed at least once every 12 hours for each instrument?
(Y) N N/A Were percent differences (%D) and relative response factors (RRF) within method criteria for all CCC's and SPCC's ?
Y (N) N/A Were all %D and RRFs within the validation criteria of ≤20 %D and ≥0.05 RRF ?

#	Date	Standard ID	Compound	Finding %D (Limit: ≤20.0%)	Finding RRF (Limit: ≥0.05)	Associated Samples	Qualifications
CCV	8/4/14	NCH04002.D	T	24.0		all	J/UJ/A
↓	↓	↓	X	34.0		↓	↓

Laboratory Data Consultants, Inc.
Data Validation Report

Project/Site Name: SMMUSD

Collection Date: August 1, 2014

LDC Report Date: August 20, 2014

Matrix: Water

Parameters: Semivolatiles

Validation Level: EPA Level III

Laboratory: TestAmerica, Inc.

Sample Delivery Group (SDG): 440-84534-1

Sample Identification

MW-5
MW-4
MW-4-FD
EB-080114
MW-7

Introduction

This data review covers 5 water samples listed on the cover sheet including dilutions and reanalysis as applicable. The analyses were per EPA SW 846 Method 8270C for Semivolatiles.

This review follows a modified outline of the USEPA Contract Laboratory Program National Functional Guidelines for Superfund Organic Methods Data Review (June 2008).

A qualification summary table is provided at the end of this report if data has been qualified. Flags are classified as P (protocol) or A (advisory) to indicate whether the flag is due to a laboratory deviation from a specified protocol or is of technical advisory nature.

Raw data were not reviewed for this SDG. The review was based on QC data.

The following are definitions of the data qualifiers:

U Indicates the compound or analyte was analyzed for but not detected.

J Indicates an estimated value.

R Quality control indicates the data is not usable.

NJ Presumptive evidence of presence of the compound at an estimated quantity.

UJ Indicates the compound or analyte was analyzed for but not detected. The sample detection limit is an estimated value.

A Indicates the finding is based upon technical validation criteria.

P Indicates the finding is related to a protocol/contractual deviation.

None Indicates the data was not significantly impacted by the finding, therefore qualification was not required.

I. Technical Holding Times

All technical holding time requirements were met.

The chain-of-custodies were reviewed for documentation of cooler temperatures. All cooler temperatures met validation criteria.

II. GC/MS Instrument Performance Check

Instrument performance was checked at 12 hour intervals.

All ion abundance requirements were met.

III. Initial Calibration

Initial calibration was performed using required standard concentrations.

Percent relative standard deviations (%RSD) were less than or equal to 15.0% for each individual compound and less than or equal to 30.0% for calibration check compounds (CCCs).

In the case where the laboratory used a calibration curve to evaluate the compounds, all coefficients of determination (r^2) were greater than or equal to 0.990.

Average relative response factors (RRF) for all compounds were within method and validation criteria.

IV. Continuing Calibration

Continuing calibration was performed at the required frequencies.

Percent differences (%D) between the initial calibration RRF and the continuing calibration RRF were within the validation criteria of less than or equal to 20.0% for all compounds.

The percent differences (%D) of the second source calibration standard were less than or equal to 20.0% for all compounds with the following exceptions:

Date	Compound	%D	Associated Samples	Flag	A or P
7/9/14	Benzidine	39.5	All samples in SDG 440-84534-1	J (all detects) UJ (all non-detects)	A

All of the continuing calibration relative response factors (RRF) were within method and validation criteria.

V. Blanks

Method blanks were reviewed for each matrix as applicable. No semivolatile contaminants were found in the method blanks.

Sample EB-080114 was identified as an equipment blank. No semivolatile contaminants were found.

VI. Surrogate Spikes

Surrogates were added to all samples and blanks as required by the method. All surrogate recoveries (%R) were within QC limits.

VII. Matrix Spike/Matrix Spike Duplicates

The laboratory has indicated that there was insufficient sample volume for analysis of the matrix spike and matrix spike duplicate.

VIII. Laboratory Control Samples (LCS)

Laboratory control samples were reviewed for each matrix as applicable. Percent recoveries (%R) and relative percent differences (RPD) were within QC limits with the following exceptions:

LCS ID (Associated Samples)	Compound	LCS %R (Limits)	LCSD %R (Limits)	RPD (Limits)	Flag	A or P
440-197932/2-3 (All samples in SDG 440-84534-1)	Benzidine	-	-	88 (≤35)	J (all detects) UJ (all non-detects)	P

IX. Regional Quality Assurance and Quality Control

Not applicable.

X. Internal Standards

All internal standard areas and retention times were within QC limits.

XI. Target Compound Identifications

Raw data were not reviewed for this SDG.

XII. Compound Quantitation

Raw data were not reviewed for this SDG.

XIII. Tentatively Identified Compounds (TICs)

Raw data were not reviewed for this SDG.

XIV. System Performance

Raw data were not reviewed for this SDG.

XV. Overall Assessment

Data flags are summarized at the end of this report if data has been qualified.

XVI. Field Duplicates

Samples MW-4 and MW-4-FD were identified as field duplicates. No semivolatiles were detected in any of the samples.

SMMUSD
Semivolatiles - Data Qualification Summary - SDG 440-84534-1

SDG	Sample	Compound	Flag	A or P	Reason
440-84534-1	MW-5 MW-4 MW-4-FD EB-080114 MW-7	Benzidine	J (all detects) UJ (all non-detects)	A	Continuing calibration (ICV %D)
440-84534-1	MW-5 MW-4 MW-4-FD EB-080114 MW-7	Benzidine	J (all detects) UJ (all non-detects)	P	Laboratory control sample (RPD)

SMMUSD
Semivolatiles - Laboratory Blank Data Qualification Summary - SDG 440-84534-1

No Sample Data Qualified in this SDG

SMMUSD
Semivolatiles - Field Blank Data Qualification Summary - SDG 440-84534-1

No Sample Data Qualified in this SDG

LDC #: 32442A2a

VALIDATION COMPLETENESS WORKSHEET

Level III

Date: 8-15-14

SDG #: 440-84534-1

Page: 1 of 1

Laboratory: Test America, Inc.

Reviewer: 9m

2nd Reviewer:

METHOD: GC/MS Semivolatiles (EPA SW 846 Method 8270C)

The samples listed below were reviewed for each of the following validation areas. Validation findings are noted in attached validation findings worksheets.

	Validation Area		Comments
I.	Technical holding times	A	Sampling dates: 8/1/14
II.	GC/MS Instrument performance check	A	
III.	Initial calibration	A	≤30/15, r2
IV.	Continuing calibration/ICV	SW	CCV/ICV ≤20
V.	Blanks	A	
VI.	Surrogate spikes	A	
VII.	Matrix spike/Matrix spike duplicates	N	insuff. sample
VIII.	Laboratory control samples	SW	LCS/LCSD
IX.	Regional Quality Assurance and Quality Control	N	
X.	Internal standards	A	
XI.	Target compound identification	N	
XII.	Compound quantitation/RL/LOQ/LODs	N	
XIII.	Tentatively identified compounds (TICs)	N	
XIV.	System performance	N	
XV.	Overall assessment of data	A	
XVI.	Field duplicates	ND	D = 2+3
XVII.	Field blanks	ND	EB = 4

Note: A = Acceptable; N = Not provided/applicable; SW = See worksheet; ND = No compounds detected; R = Rinsate; FB = Field blank; D = Duplicate; TB = Trip blank; EB = Equipment blank

Validated Samples: water

1	MW-5	11		21		31	
2	MW-4	12		22		32	
3	MW-4-FD	13		23		33	
4	EB-080114	14		24		34	
5	MW-7	15		25		35	
6		16		26		36	
7		17		27		37	
8		18		28		38	
9		19		29		39	
10		20	MB440-197932	30		40	

VALIDATION FINDINGS WORKSHEET

METHOD: GC/MS SVOA

A. Phenol	T. 4-Chloroaniline	MM. 4-Chlorophenyl-phenyl ether	FFF. Di-n-octylphthalate	YYY. 2,3,5-Trimethylnaphthalene
B. Bis (2-chloroethyl) ether	U. Hexachlorobutadiene	NN. Fluorene	GGG. Benzo(b)fluoranthene	ZZZ. Perylene
C. 2-Chlorophenol	V. 4-Chloro-3-methylphenol	OO. 4-Nitroaniline	HHH. Benzo(k)fluoranthene	AAAA. Dibenzothiophene
D. 1,3-Dichlorobenzene	W. 2-Methylnaphthalene	PP. 4,6-Dinitro-2-methylphenol	III. Benzo(a)pyrene	BBBB. Benzo(a)fluoranthene
E. 1,4-Dichlorobenzene	X. Hexachlorocyclopentadiene	QQ. N-Nitrosodiphenylamine	JJJ. Indeno(1,2,3-cd)pyrene	CCCC. Benzo(b)fluorene
F. 1,2-Dichlorobenzene	Y. 2,4,6-Trichlorophenol	RR. 4-Bromophenyl-phenylether	KKK. Dibenz(a,h)anthracene	DDDD. cis/trans-Decalin
G. 2-Methylphenol	Z. 2,4,5-Trichlorophenol	SS. Hexachlorobenzene	LLL. Benzo(g,h,i)perylene	EEEE. Biphenyl
H. 2,2'-Oxybis(1-chloropropane)	AA. 2-Chloronaphthalene	TT. Pentachlorophenol	MMM. Bis(2-Chloroisopropyl)ether	FFFF. Retene
I. 4-Methylphenol	BB. 2-Nitroaniline	UU. Phenanthrene	NNN. Aniline	GGGG. C30-Hopane
J. N-Nitroso-di-n-propylamine	CC. Dimethylphthalate	VV. Anthracene	OOO. N-Nitrosodimethylamine	HHHH. 1-Methylphenanthrene
K. Hexachloroethane	DD. Acenaphthylene	WW. Carbazole	PPP. Benzoic Acid	IIII. 1,4-Dioxane
L. Nitrobenzene	EE. 2,6-Dinitrotoluene	XX. Di-n-butylphthalate	QQQ. Benzyl alcohol	JJJJ. Acetophenone
M. Isophorone	FF. 3-Nitroaniline	YY. Fluoranthene	RRR. Pyridine	KKKK. Atrazine
N. 2-Nitrophenol	GG. Acenaphthene	ZZ. Pyrene	SSS. Benzidine	LLLL. Benzaldehyde
O. 2,4-Dimethylphenol	HH. 2,4-Dinitrophenol	AAA. Butylbenzylphthalate	TTT. 1-Methylnaphthalene	MMMM. Caprolactam
P. Bis(2-chloroethoxy)methane	II. 4-Nitrophenol	BBB. 3,3'-Dichlorobenzidine	UUU.Benzo(b)thiophene	NNNN.
Q. 2,4-Dichlorophenol	JJ. Dibenzofuran	CCC. Benzo(a)anthracene	VVV.Benzonaphthothiophene	OOOO.
R. 1,2,4-Trichlorobenzene	KK. 2,4-Dinitrotoluene	DDD. Chrysene	WWW.Benzo(e)pyrene	PPPP.
S. Naphthalene	LL. Diethylphthalate	EEE. Bis(2-ethylhexyl)phthalate	XXX. 2,6-Dimethylnaphthalene	QQQQ.

LDC #: 32448A2a

VALIDATION FINDINGS WORKSHEET
Continuing Calibration

Reviewer: [illegible]
2nd Reviewer: [illegible]

METHOD: GC/MS BNA (EPA SW 846 Method 8270C)

Please see qualifications below for all questions answered "N". Not applicable questions are identified as "N/A".

(Y) N N/A Was a continuing calibration standard analyzed at least once every 12 hours of sample analysis for each instrument?

(Y) N N/A Were percent differences (%D) and relative response factors (RRF) within method criteria for all CCC's and SPCC's ?

Y (N) N/A Were all %D and RRFs within the validation criteria of ≤20 %D and ≥0.05 RRF ?

#	Date	Standard ID	Compound	Finding %D (Limit: <20.0%)	Finding RRF (Limit: >0.05)	Associated Samples	Qualifications
ICV	7/9/14	ICV709.D	SSS	39.5		all	J/UJ/A

LDC #: 32442A2a

VALIDATION FINDINGS WORKSHEET
Laboratory Control Samples (LCS)

Page: 1 of 1
Reviewer: [illegible]
2nd Reviewer: [illegible]

METHOD: GC/MS BNA (EPA SW 846 Method 8270C)

Please see qualifications below for all questions answered "N". Not applicable questions are identified as "N/A".

(Y) N N/A Was a LCS required?

Y (N) N/A Were the LCS/LCSD percent recoveries (%R) and the relative percent differences (RPD) within the QC limits?

#	Date	LCS/LCSD ID	Compound	LCS %R (Limits)	LCSD %R (Limits)	RPD (Limits)	Associated Samples	Qualifications
		440-197932/283	SSS	( )	( )	88 (35)	all	J/UJ/P
				( )	( )	( )		
				( )	( )	( )		
				( )	( )	( )		
				( )	( )	( )		
				( )	( )	( )		
				( )	( )	( )		
				( )	( )	( )		
				( )	( )	( )		
				( )	( )	( )		
				( )	( )	( )		
				( )	( )	( )		
				( )	( )	( )		
				( )	( )	( )		
				( )	( )	( )		
				( )	( )	( )		
				( )	( )	( )		
				( )	( )	( )		
				( )	( )	( )		
				( )	( )	( )		
				( )	( )	( )		
				( )	( )	( )		
				( )	( )	( )		
				( )	( )	( )		
				( )	( )	( )		
				( )	( )	( )		
				( )	( )	( )		
				( )	( )	( )		

Laboratory Data Consultants, Inc.
Data Validation Report

Project/Site Name: SMMUSD

Collection Date: August 1, 2014

LDC Report Date: August 14, 2014

Matrix: Water

Parameters: Dissolved Metals

Validation Level: EPA Level III

Laboratory: TestAmerica, Inc.

Sample Delivery Group (SDG): 440-84534-1

Sample Identification

MW-5
MW-4
MW-4-FD
EB-080114
MW-7
MW-5MS
MW-5MSD

Introduction

This data review covers 7 water samples listed on the cover sheet including dilutions and reanalysis as applicable. The analyses were per EPA SW 846 Methods 6010B and 7470A for Dissolved Metals. The metals analyzed were Antimony, Arsenic, Barium, Beryllium, Cadmium, Chromium, Cobalt, Copper, Lead, Mercury, Molybdenum, Nickel, Selenium, Silver, Thallium, Vanadium, and Zinc.

This review follows a modified outline of the USEPA Contract Laboratory Program National Functional Guidelines for Inorganic Superfund Data Review (January 2010).

A qualification summary table is provided at the end of this report if data has been qualified. Flags are classified as P (protocol) or A (advisory) to indicate whether the flag is due to a laboratory deviation from a specified protocol or is of technical advisory nature.

Raw data were not reviewed for this SDG. The review was based on QC data.

The following are definitions of the data qualifiers:

U Indicates the compound or analyte was analyzed for but not detected.

J Indicates an estimated value.

R Quality control indicates the data is not usable.

NJ Presumptive evidence of presence of the compound at an estimated quantity.

UJ Indicates the compound or analyte was analyzed for but not detected. The sample detection limit is an estimated value.

A Indicates the finding is based upon technical validation criteria.

P Indicates the finding is related to a protocol/contractual deviation.

None Indicates the data was not significantly impacted by the finding, therefore qualification was not required.

I. Technical Holding Times

All technical holding time requirements were met.

The chain-of-custodies were reviewed for documentation of cooler temperatures. All cooler temperatures met validation criteria.

II. Calibration

The initial and continuing calibrations were performed at the required frequency.

The calibration standards criteria were met with the following exceptions:

Date	Lab. Reference/ID	Analyte	%R (Limits)	Associated Samples	Flag	A or P
8/8/14	CRQL (16:18)	Antimony	62 (70-130)	MW-5 MW-4 MW-4-FD EB-080114 MW-7	J (all detects) UJ (all non-detects)	P
8/8/14	CRQL (16:18)	Arsenic	137 (70-130)	MW-5 MW-4 MW-4-FD EB-080114 MW-7	J (all detects)	P
8/7/14	CRQL (17:12)	Mercury	137 (70-130)	MW-5 MW-4 MW-4-FD	J (all detects)	P

III. Blanks

Method blanks were reviewed for each matrix as applicable. No dissolved metal contaminants were found in the initial, continuing and preparation blanks.

Sample EB-080114 was identified as an equipment blank. No dissolved metals contaminants were found.

IV. ICP Interference Check Sample (ICS) Analysis

The frequency of analysis was met.

The criteria for analysis were met.

V. Matrix Spike/Matrix Spike Duplicates

Matrix spike (MS) and matrix spike duplicate (MSD) samples were reviewed for each matrix as applicable. Percent recoveries (%R) and relative percent differences (RPD) were within QC limits.

VI. Duplicate Sample Analysis

The laboratory has indicated that there were no duplicate (DUP) analyses specified for the samples in this SDG, and therefore duplicate analyses were not performed for this SDG.

VII. Laboratory Control Samples (LCS)

Laboratory control samples were reviewed for each matrix as applicable. Percent recoveries (%R) were within QC limits.

VIII. ICP Serial Dilution

ICP serial dilution was not performed for this SDG.

IX. Sample Result Verification

Raw data were not reviewed for this SDG.

X. Overall Assessment of Data

Data flags are summarized at the end of this report if data has been qualified.

XI. Field Duplicates

Samples MW-4 and MW-4-FD were identified as field duplicates. No dissolved metals were detected in any of the samples with the following exceptions:

Analyte	Concentration (mg/L)		RPD
	MW-4	MW-4-FD	
Barium	0.045	0.044	2
Chromium	0.015	0.015	0
Molybdenum	0.027	0.025	8
Nickel	0.013	0.013	0
Vanadium	0.010	0.010	0

SMMUSD
Dissolved Metals - Data Qualification Summary - SDG 440-84534-1

SDG	Sample	Analyte	Flag	A or P	Reason
440-84534-1	MW-5 MW-4 MW-4-FD EB-080114 MW-7	Antimony	J (all detects) UJ (all non-detects)	P	Calibration (%R)
440-84534-1	MW-5 MW-4 MW-4-FD EB-080114 MW-7	Arsenic	J (all detects)	P	Calibration (%R)
440-84534-1	MW-5 MW-4 MW-4-FD	Mercury	J (all detects)	P	Calibration (%R)

SMMUSD
Dissolved Metals - Laboratory Blank Data Qualification Summary - SDG 440-84534-1

No Sample Data Qualified in this SDG

SMMUSD
Dissolved Metals - Field Blank Data Qualification Summary - SDG 440-84534-1

No Sample Data Qualified in this SDG

LDC #: 32442A4 **VALIDATION COMPLETENESS WORKSHEET** Date: 8/13/14

SDG #: 440-84534-1 Level III Page: 1 of 1

Laboratory: Test America Inc. Reviewer: ME

2nd Reviewer: CA

METHOD: Dissolved Metals (EPA SW 846 Method 6010B/~~7000~~ 7470 A)

The samples listed below were reviewed for each of the following validation areas. Validation findings are noted in attached validation findings worksheets.

	Validation Area		Comments
I.	Technical holding times	A	Sampling dates: 8/1/14
II.	ICP/MS Tune	N	not utilized
III.	Calibration	SW	
IV.	Blanks	A	
V.	ICP Interference Check Sample (ICS) Analysis	~~A~~ N	
VI.	Matrix Spike Analysis	A	MS/D
VII.	Duplicate Sample Analysis	N	not performed
VIII.	Laboratory Control Samples (LCS)	A	LCS
IX.	Internal Standard (ICP-MS)	N	not utilized
X.	ICP Serial Dilution	N	not performed
XI.	Sample Result Verification	N	
XII.	Overall Assessment of Data	A	
XIII.	Field Duplicates	SW	(1, 3)
XIV.	Field Blanks	ND	EB = 4

Note: A = Acceptable; N = Not provided/applicable; SW = See worksheet; ND = No compounds detected; R = Rinsate; FB = Field blank; D = Duplicate; TB = Trip blank; EB = Equipment blank

Validated Samples: water

1	MW-5	11		21		31	
2	MW-4	12		22		32	
3	MW-4-FD	13		23		33	
4	EB-080114	14		24		34	
5	MW-7	15		25		35	
6	MW-5MS	16		26		36	
7	MW-5MSD	17		27		37	
8		18		28		38	
9		19		29		39	
10		20		30		40	

Notes: _____

LDC #: 32442A4

VALIDATION FINDINGS WORKSHEET
Sample Specific Element Reference

Reviewer: KM
2nd reviewer: AL

All circled elements are applicable to each sample.

Sample ID	Matrix	Target Analyte List (TAL)
1-5	W	Sb, As, Ba, Be, Cd, Cr, Co, Cu, Pb, Hg, Ni, Se, Ag, Tl, V, Zn, Mo
	↓	Sb, As, Ba, Be, Cd, Cr, Co, Cu, Pb, Hg, Ni, Se, Ag, Tl, V, Zn, Mo
QC 10/7	↓	Sb, As, Ba, Be, Cd, Cr, Co, Cu, Pb, Hg, Ni, Se, Ag, Tl, V, Zn, Mo
		Sb, As, Ba, Be, Cd, Cr, Co, Cu, Pb, Hg, Ni, Se, Ag, Tl, V, Zn, Mo
		Sb, As, Ba, Be, Cd, Cr, Co, Cu, Pb, Hg, Ni, Se, Ag, Tl, V, Zn, Mo
		Sb, As, Ba, Be, Cd, Cr, Co, Cu, Pb, Hg, Ni, Se, Ag, Tl, V, Zn, Mo
		Sb, As, Ba, Be, Cd, Cr, Co, Cu, Pb, Hg, Ni, Se, Ag, Tl, V, Zn, Mo
		Sb, As, Ba, Be, Cd, Cr, Co, Cu, Pb, Hg, Ni, Se, Ag, Tl, V, Zn, Mo
		Sb, As, Ba, Be, Cd, Cr, Co, Cu, Pb, Hg, Ni, Se, Ag, Tl, V, Zn, Mo
		Sb, As, Ba, Be, Cd, Cr, Co, Cu, Pb, Hg, Ni, Se, Ag, Tl, V, Zn, Mo
		Sb, As, Ba, Be, Cd, Cr, Co, Cu, Pb, Hg, Ni, Se, Ag, Tl, V, Zn, Mo
		Sb, As, Ba, Be, Cd, Cr, Co, Cu, Pb, Hg, Ni, Se, Ag, Tl, V, Zn, Mo
		Sb, As, Ba, Be, Cd, Cr, Co, Cu, Pb, Hg, Ni, Se, Ag, Tl, V, Zn, Mo
		Sb, As, Ba, Be, Cd, Cr, Co, Cu, Pb, Hg, Ni, Se, Ag, Tl, V, Zn, Mo
		Sb, As, Ba, Be, Cd, Cr, Co, Cu, Pb, Hg, Ni, Se, Ag, Tl, V, Zn, Mo
		Sb, As, Ba, Be, Cd, Cr, Co, Cu, Pb, Hg, Ni, Se, Ag, Tl, V, Zn, Mo
		Sb, As, Ba, Be, Cd, Cr, Co, Cu, Pb, Hg, Ni, Se, Ag, Tl, V, Zn, Mo
		Sb, As, Ba, Be, Cd, Cr, Co, Cu, Pb, Hg, Ni, Se, Ag, Tl, V, Zn, Mo
		Sb, As, Ba, Be, Cd, Cr, Co, Cu, Pb, Hg, Ni, Se, Ag, Tl, V, Zn, Mo
		Sb, As, Ba, Be, Cd, Cr, Co, Cu, Pb, Hg, Ni, Se, Ag, Tl, V, Zn, Mo
		Sb, As, Ba, Be, Cd, Cr, Co, Cu, Pb, Hg, Ni, Se, Ag, Tl, V, Zn, Mo
		Sb, As, Ba, Be, Cd, Cr, Co, Cu, Pb, Hg, Ni, Se, Ag, Tl, V, Zn, Mo
		Sb, As, Ba, Be, Cd, Cr, Co, Cu, Pb, Hg, Ni, Se, Ag, Tl, V, Zn, Mo
		Sb, As, Ba, Be, Cd, Cr, Co, Cu, Pb, Hg, Ni, Se, Ag, Tl, V, Zn, Mo
		Sb, As, Ba, Be, Cd, Cr, Co, Cu, Pb, Hg, Ni, Se, Ag, Tl, V, Zn, Mo
		Sb, As, Ba, Be, Cd, Cr, Co, Cu, Pb, Hg, Ni, Se, Ag, Tl, V, Zn, Mo
		Sb, As, Ba, Be, Cd, Cr, Co, Cu, Pb, Hg, Ni, Se, Ag, Tl, V, Zn, Mo
		Sb, As, Ba, Be, Cd, Cr, Co, Cu, Pb, Hg, Ni, Se, Ag, Tl, V, Zn, Mo
		Sb, As, Ba, Be, Cd, Cr, Co, Cu, Pb, Hg, Ni, Se, Ag, Tl, V, Zn, Mo
		Sb, As, Ba, Be, Cd, Cr, Co, Cu, Pb, Hg, Ni, Se, Ag, Tl, V, Zn, Mo
		Sb, As, Ba, Be, Cd, Cr, Co, Cu, Pb, Hg, Ni, Se, Ag, Tl, V, Zn, Mo
		Sb, As, Ba, Be, Cd, Cr, Co, Cu, Pb, Hg, Ni, Se, Ag, Tl, V, Zn, Mo
		Sb, As, Ba, Be, Cd, Cr, Co, Cu, Pb, Hg, Ni, Se, Ag, Tl, V, Zn, Mo
		Sb, As, Ba, Be, Cd, Cr, Co, Cu, Pb, Hg, Ni, Se, Ag, Tl, V, Zn, Mo
		Sb, As, Ba, Be, Cd, Cr, Co, Cu, Pb, Hg, Ni, Se, Ag, Tl, V, Zn, Mo
		Sb, As, Ba, Be, Cd, Cr, Co, Cu, Pb, Hg, Ni, Se, Ag, Tl, V, Zn, Mo
Analysis Method		
ICP		Sb, As, Ba, Be, Cd, Cr, Co, Cu, Pb, Hg, Ni, Se, Ag, Tl, V, Zn, Mo
ICP-MS		Sb, As, Ba, Be, Cd, Cr, Co, Cu, Pb, Hg, Ni, Se, Ag, Tl, V, Zn, Mo
GFAA		Sb, As, Ba, Be, Cd, Cr, Co, Cu, Pb, Hg, Ni, Se, Ag, Tl, V, Zn, Mo

Comments: Mercury by CVAA if performed

LDC #: 32442A4

VALIDATION FINDINGS WORKSHEET
Calibration

Reviewer: KR
2nd Reviewer: R

METHOD: Trace Metals (EPA SW 846 Method ~~6010/6020/7000~~ 6010B/7470A)

Please see qualifications below for all questions answered "N". Not applicable questions are identified as "N/A".

Y N N/A Were all instruments calibrated daily, each set-up time, and were the proper number of standards used?

Y N N/A Were all initial and continuing calibration verification percent recoveries (%R) within the control limits of 90-110% for all analytes except mercury (80-120%)?

LEVEL IV ONLY:

Y N N/A Was a midrange cyanide standard distilled?

Y N N/A Are all correlation coefficients ≥0.995?

Y N N/A Were recalculated results acceptable? See Level IV Initial and Continuing Calibration Recalculation Worksheet for recalculations.

#	Date	Calibration ID	Analyte	%R	Associated Samples	Qualification of Data
	8/8/14	CRQL (16:18)	Sb	62 (70-130)	1-5	J/UJ/P
	↓	↓	As	137 (70-130)	↓	J/UJ/P
	8/7/14	CRQL (17:12)	Hg	137 (70-130)	1-3	↓

Comments: _____

LDC#: 32442A4

VALIDATION FINDINGS WORKSHEET

Field Duplicates

Reviewer: KK

2nd Reviewer: [signature]

METHOD: Metals (EPA Method 6010B/7470A)

Analyte	Concentration (mg/L)		RPD
	2	3	
Barium	0.045	0.044	2
Chromium	0.015	0.015	0
Molybdenum	0.027	0.025	8
Nickel	0.013	0.013	0
Vanadium	0.010	0.010	0

\\LDCFILESERVER\Validation\FIELD DUPLICATES\FD_inorganic\32442A4.wpd

Laboratory Data Consultants, Inc.
Data Validation Report

Project/Site Name: SMMUSD

Collection Date: August 1, 2014

LDC Report Date: August 15, 2014

Matrix: Water

Parameters: Gasoline Range Organics

Validation Level: EPA Level III

Laboratory: TestAmerica, Inc.

Sample Delivery Group (SDG): 440-84534-1

Sample Identification

MW-5
MW-4
MW-4-FD
EB-080114
MW-7

Introduction

This data review covers 5 water samples listed on the cover sheet including dilutions and reanalysis as applicable. The analyses were per EPA SW 846 Method 8015B for Gasoline Range Organics.

This review follows a modified outline of the USEPA Contract Laboratory Program National Functional Guidelines for Superfund Organic Methods Data Review (June 2008).

A qualification summary table is provided at the end of this report if data has been qualified. Flags are classified as P (protocol) or A (advisory) to indicate whether the flag is due to a laboratory deviation from a specified protocol or is of technical advisory nature.

Raw data were not reviewed for this SDG. The review was based on QC data.

The following are definitions of the data qualifiers:

U Indicates the compound or analyte was analyzed for but not detected.

J Indicates an estimated value.

R Quality control indicates the data is not usable.

NJ Presumptive evidence of presence of the compound at an estimated quantity.

UJ Indicates the compound or analyte was analyzed for but not detected. The sample detection limit is an estimated value.

A Indicates the finding is based upon technical validation criteria.

P Indicates the finding is related to a protocol/contractual deviation.

None Indicates the data was not significantly impacted by the finding, therefore qualification was not required.

I. Technical Holding Times

All technical holding time requirements were met.

The chain-of-custodies were reviewed for documentation of cooler temperatures. All cooler temperatures met validation criteria.

II. Initial Calibration

Initial calibration was performed as required by the method.

A curve fit, based on the initial calibration, was established for quantitation. The coefficient of determination (r^2) was greater than or equal to 0.990.

III. Calibration Verification

Continuing calibration was performed at required frequencies.

The percent differences (%D) were less than or equal to 20.0% for all compounds.

The percent differences (%D) of the second source calibration standard were less than or equal to 20.0% for all compounds.

IV. Blanks

Method blanks were reviewed for each matrix as applicable. No gasoline range organic contaminants were found in the method blanks.

Sample EB-080114 was identified as an equipment blank. No gasoline range organic contaminants were found.

V. Surrogate Recovery

Surrogates were added to all samples and blanks as required by the method. All surrogate recoveries (%R) were within QC limits.

VI. Matrix Spike/Matrix Spike Duplicates

The laboratory has indicated that there was insufficient sample volume for analysis of the matrix spike and matrix spike duplicate.

VII. Laboratory Control Samples

Laboratory control samples were reviewed for each matrix as applicable. Percent recoveries (%R) were within QC limits.

VIII. Target Compound Identification

Raw data were not reviewed for this SDG.

I. Technical Holding Times

All technical holding time requirements were met.

The chain-of-custodies were reviewed for documentation of cooler temperatures. All cooler temperatures met validation criteria.

II. Initial Calibration

Initial calibration was performed as required by the method.

A curve fit, based on the initial calibration, was established for quantitation. The coefficient of determination (r^2) was greater than or equal to 0.990.

III. Calibration Verification

Continuing calibration was performed at required frequencies.

The percent differences (%D) were less than or equal to 20.0% for all compounds.

The percent differences (%D) of the second source calibration standard were less than or equal to 20.0% for all compounds.

IV. Blanks

Method blanks were reviewed for each matrix as applicable. No gasoline range organic contaminants were found in the method blanks.

Sample EB-080114 was identified as an equipment blank. No gasoline range organic contaminants were found.

V. Surrogate Recovery

Surrogates were added to all samples and blanks as required by the method. All surrogate recoveries (%R) were within QC limits.

VI. Matrix Spike/Matrix Spike Duplicates

The laboratory has indicated that there was insufficient sample volume for analysis of the matrix spike and matrix spike duplicate.

VII. Laboratory Control Samples

Laboratory control samples were reviewed for each matrix as applicable. Percent recoveries (%R) and relative percent differences (RPD) were within QC limits.

VIII. Target Compound Identification

Raw data were not reviewed for this SDG.

IX. Compound Quantitation

Raw data were not reviewed for this SDG.

X. System Performance

Raw data were not reviewed for this SDG.

XI. Overall Assessment of Data

Data flags are summarized at the end of this report if data has been qualified.

XII. Field Duplicates

Samples MW-4 and MW-4-FD were identified as field duplicates. No gasoline range organics were detected in any of the samples.

SMMUSD
Gasoline Range Organics - Data Qualification Summary - SDG 440-84534-1

No Sample Data Qualified in this SDG

SMMUSD
Gasoline Range Organics - Laboratory Blank Data Qualification Summary - SDG 440-84534-1

No Sample Data Qualified in this SDG

SMMUSD
Gasoline Range Organics - Field Blank Data Qualification Summary - SDG 440-84534-1

No Sample Data Qualified in this SDG

LDC #: 32442A7
SDG #: 440-84534-1
Laboratory: Test America, Inc.

VALIDATION COMPLETENESS WORKSHEET
Level III

Date: 8-15-14
Page: 1 of 1
Reviewer: [illegible]
2nd Reviewer: [illegible]

METHOD: Gasoline Range Organics (EPA SW846 Method 8015B)

The samples listed below were reviewed for each of the following validation areas. Validation findings are noted in attached validation findings worksheets.

	Validation Area		Comments
I.	Technical holding times	A	Sampling dates: 8/1/14
II	Initial calibration	A	~~≤20~~ r2
III.	Calibration verification/ICV	A	CCV/ICV ≤ 20
IV.	Blanks	A	
V	Surrogate recovery	A	
VI.	Matrix spike/Matrix spike duplicates	N	insuff. sample
VII.	Laboratory control samples	A	LCS/LCSD
VIII.	Target compound identification	N	
IX.	Compound quantitation/RL/LOQ/LODs	N	
X.	System Performance	N	
XI.	Overall assessment of data	A	
XII.	Field duplicates	ND	D=2+3
XIII.	Field blanks	ND	EB=4

Note: A = Acceptable; N = Not provided/applicable; SW = See worksheet; ND = No compounds detected; R = Rinsate; FB = Field blank; D = Duplicate; TB = Trip blank; EB = Equipment blank

Validated Samples: Water

1 2	MW-5	11		21		31	
2 1	MW-4	12		22		32	
3 1	MW-4-FD	13		23		33	
4 1	EB-080114	14		24		34	
5 1	MW-7	15		25		35	
6		16		26		36	
7		17		27		37	
8		18		28		38	
9		19 1	MB440-197846	29		39	
10		20 2	MB440-198104	30		40	

Notes:

Laboratory Data Consultants, Inc.
Data Validation Report

Project/Site Name: SMMUSD

Collection Date: August 1, 2014

LDC Report Date: August 15, 2014

Matrix: Water

Parameters: Total Petroleum Hydrocarbons as Extractables

Validation Level: EPA Level III

Laboratory: TestAmerica, Inc.

Sample Delivery Group (SDG): 440-84534-1

Sample Identification

MW-5
MW-4
MW-4-FD
EB-080114
MW-7

Introduction

This data review covers 5 water samples listed on the cover sheet including dilutions and reanalysis as applicable. The analyses were per EPA SW 846 Method 8015B for Total Petroleum Hydrocarbons (TPH) as Extractables.

This review follows a modified outline of the USEPA Contract Laboratory Program National Functional Guidelines for Superfund Organic Methods Data Review (June 2008).

A qualification summary table is provided at the end of this report if data has been qualified. Flags are classified as P (protocol) or A (advisory) to indicate whether the flag is due to a laboratory deviation from a specified protocol or is of technical advisory nature.

Raw data were not reviewed for this SDG. The review was based on QC data.

The following are definitions of the data qualifiers:

U Indicates the compound or analyte was analyzed for but not detected.

J Indicates an estimated value.

R Quality control indicates the data is not usable.

NJ Presumptive evidence of presence of the compound at an estimated quantity.

UJ Indicates the compound or analyte was analyzed for but not detected. The sample detection limit is an estimated value.

A Indicates the finding is based upon technical validation criteria.

P Indicates the finding is related to a protocol/contractual deviation.

None Indicates the data was not significantly impacted by the finding, therefore qualification was not required.

I. Technical Holding Times

All technical holding time requirements were met.

The chain-of-custodies were reviewed for documentation of cooler temperatures. All cooler temperatures met validation criteria.

II. Initial Calibration

Initial calibration was performed as required by the method.

Percent relative standard deviations (%RSD) were less than or equal to 20.0% for all compounds.

III. Continuing Calibration

Continuing calibration was performed at required frequencies.

The percent differences (%D) were less than or equal to 20.0% for all compounds.

The percent differences (%D) of the second source calibration standard were less than or equal to 20.0% for all compounds.

IV. Blanks

Method blanks were reviewed for each matrix as applicable. No total petroleum hydrocarbons as extractable contaminants were found in the method blanks.

Sample EB-080114 was identified as an equipment blank. No total petroleum hydrocarbons as extractable contaminants were found.

V. Surrogate Recovery

Surrogates were added to all samples and blanks as required by the method. All surrogate recoveries (%R) were within QC limits.

VI. Matrix Spike/Matrix Spike Duplicates

The laboratory has indicated that there was insufficient sample volume for analysis of the matrix spike and matrix spike duplicate.

VII. Laboratory Control Samples

Laboratory control samples were reviewed for each matrix as applicable. Percent recoveries (%R) were within QC limits.

VIII. Target Compound Identification

Raw data were not reviewed for this SDG.

IX. Compound Quantitation

Raw data were not reviewed for this SDG.

X. System Performance

Raw data were not reviewed for this SDG.

XI. Overall Assessment of Data

Data flags are summarized at the end of this report if data has been qualified.

XII. Field Duplicates

Samples MW-4 and MW-4-FD were identified as field duplicates. No total petroleum hydrocarbons as extractables were detected in any of the samples.

SMMUSD
Total Petroleum Hydrocarbons as Extractables - Data Qualification Summary - SDG 440-84534-1

No Sample Data Qualified in this SDG

SMMUSD
Total Petroleum Hydrocarbons as Extractables - Laboratory Blank Data Qualification Summary - SDG 440-84534-1

No Sample Data Qualified in this SDG

SMMUSD
Total Petroleum Hydrocarbons as Extractables - Field Blank Data Qualification Summary - SDG 440-84534-1

No Sample Data Qualified in this SDG

LDC #: 32442A8 **VALIDATION COMPLETENESS WORKSHEET** Date: 8-15-14
SDG #: 440-84534-1 Level III Page: 1 of 1
Laboratory: Test America, Inc. Reviewer: CM
2nd Reviewer: C

METHOD: GC TPH as Extractables (EPA SW846 Method 8015B)

The samples listed below were reviewed for each of the following validation areas. Validation findings are noted in attached validation findings worksheets.

	Validation Area		Comments
I.	Technical holding times	A	Sampling dates: 8/1/14
II	Initial calibration	A	≤20
III.	Calibration verification/ICV	A	CCV/ICV ≤ 20
IV.	Blanks	A	
V	Surrogate recovery	A	
VI.	Matrix spike/Matrix spike duplicates	N	insuff. sample
VII.	Laboratory control samples	A	LCS
VIII.	Target compound identification	N	
IX.	Compound quantitation/RL/LOQ/LODs	N	
X.	System Performance	N	
XI.	Overall assessment of data	A	
XII.	Field duplicates	ND	D=2+3
XIII.	Field blanks	ND	EB=4

Note: A = Acceptable; N = Not provided/applicable; SW = See worksheet; ND = No compounds detected; R = Rinsate; FB = Field blank; D = Duplicate; TB = Trip blank; EB = Equipment blank

Validated Samples: water

1 2	MW-5	11		21		31	
2 1	MW-4	12		22		32	
3 1	MW-4-FD	13		23		33	
4 1	EB-080114	14		24		34	
5 1	MW-7	15		25		35	
6		16		26		36	
7		17		27		37	
8		18		28		38	
9		19 1	MB440-198128	29		39	
10		20 2	MB440-198359	30		40	

Notes:

TestAmerica

THE LEADER IN ENVIRONMENTAL TESTING

ANALYTICAL REPORT

TestAmerica Laboratories, Inc.
TestAmerica Irvine
17461 Derian Ave
Suite 100
Irvine, CA 92614-5817
Tel: (949)261-1022

TestAmerica Job ID: 440-84472-1
Client Project/Site: Malibu, SMMUSD

For:
ENVIRON International Corp.
18100 Von Karman Avenue
Irvine, California 92612

Attn: Safaa Dergham

Authorized for release by:
8/11/2014 10:00:09 AM

Patty Mata, Senior Project Manager
(949)261-1022
patty.mata@testamericainc.com

LINKS

Review your project results through TotalAccess

Have a Question? Ask The Expert

Visit us at: www.testamericainc.com

The test results in this report meet all 2003 NELAC and 2009 TNI requirements for accredited parameters, exceptions are noted in this report. This report may not be reproduced except in full, and with written approval from the laboratory. For questions please contact the Project Manager at the e-mail address or telephone number listed on this page.

This report has been electronically signed and authorized by the signatory. Electronic signature is intended to be the legally binding equivalent of a traditionally handwritten signature.

Results relate only to the items tested and the sample(s) as received by the laboratory.

Table of Contents

Cover Page 1
Table of Contents 2
Sample Summary 3
Case Narrative 4
Client Sample Results 5
Method Summary 22
Lab Chronicle 23
QC Sample Results 25
QC Association Summary 42
Definitions/Glossary 45
Certification Summary 46
Chain of Custody 47
Receipt Checklists 48

Sample Summary

Client: ENVIRON International Corp.
Project/Site: Malibu, SMMUSD

TestAmerica Job ID: 440-84472-1

Lab Sample ID	Client Sample ID	Matrix	Collected	Received
440-84472-1	MW-10	Water	07/31/14 10:26	07/31/14 19:00
440-84472-2	MW-11	Water	07/31/14 12:44	07/31/14 19:00
440-84472-3	EB-073114	Water	07/31/14 13:20	07/31/14 19:00
440-84472-4	MW-3	Water	07/31/14 14:08	07/31/14 19:00
440-84472-5	TB-073114	Water	07/31/14 07:00	07/31/14 19:00

Job ID: 440-84472-1

Laboratory: TestAmerica Irvine

Narrative

Job Narrative
440-84472-1

Comments
No additional comments.

Receipt
The samples were received on 7/31/2014 7:00 PM; the samples arrived in good condition, properly preserved and, where required, on ice. The temperature of the cooler at receipt was 3.3º C.

GC/MS VOA
No analytical or quality issues were noted, other than those described in the Definitions/Glossary page.

GC/MS Semi VOA
Method(s) 8270C LL: Insufficient sample volume was available to perform a matrix spike/matrix spike duplicate (MS/MSD) associated with batch 197487. This laboratory control sample (LCS) was performed in duplicate to provide precision data for this batch.

No additional analytical or quality issues were noted, other than those described above or in the Definitions/Glossary page.

GC VOA
No analytical or quality issues were noted, other than those described in the Definitions/Glossary page.

GC Semi VOA
No analytical or quality issues were noted, other than those described in the Definitions/Glossary page.

Metals
No analytical or quality issues were noted, other than those described in the Definitions/Glossary page.

General Chemistry
No analytical or quality issues were noted, other than those described in the Definitions/Glossary page.

Organic Prep
No analytical or quality issues were noted, other than those described in the Definitions/Glossary page.

VOA Prep
No analytical or quality issues were noted, other than those described in the Definitions/Glossary page.

Client: ENVIRON International Corp.
Project/Site: Malibu, SMMUSD

TestAmerica Job ID: 440-84472-1

Client Sample ID: MW-10
Date Collected: 07/31/14 10:26
Date Received: 07/31/14 19:00

Lab Sample ID: 440-84472-1
Matrix: Water

Method: 8260B - Volatile Organic Compounds (GC/MS)

Analyte	Result	Qualifier	RL		Unit	D	Prepared	Analyzed	Dil Fac
Benzene	ND		0.50		ug/L			08/02/14 01:49	1
Bromobenzene	ND		1.0		ug/L			08/02/14 01:49	1
Bromochloromethane	ND		1.0		ug/L			08/02/14 01:49	1
Bromodichloromethane	ND		1.0		ug/L			08/02/14 01:49	1
Bromoform	ND		2.0		ug/L			08/02/14 01:49	1
Bromomethane	ND		1.0		ug/L			08/02/14 01:49	1
2-Butanone (MEK)	ND		5.0		ug/L			08/02/14 01:49	1
Carbon tetrachloride	ND		0.50		ug/L			08/02/14 01:49	1
Chlorobenzene	ND		1.0		ug/L			08/02/14 01:49	1
Chloroethane	ND		1.0		ug/L			08/02/14 01:49	1
Chloroform	ND		1.0		ug/L			08/02/14 01:49	1
Chloromethane	ND		1.0		ug/L			08/02/14 01:49	1
2-Chlorotoluene	ND		1.0		ug/L			08/02/14 01:49	1
4-Chlorotoluene	ND		1.0		ug/L			08/02/14 01:49	1
cis-1,2-Dichloroethene	ND		1.0		ug/L			08/02/14 01:49	1
cis-1,3-Dichloropropene	ND		0.50		ug/L			08/02/14 01:49	1
Dibromochloromethane	ND		1.0		ug/L			08/02/14 01:49	1
1,2-Dibromo-3-Chloropropane	ND		2.0		ug/L			08/02/14 01:49	1
1,2-Dibromoethane (EDB)	ND		1.0		ug/L			08/02/14 01:49	1
Dibromomethane	ND		1.0		ug/L			08/02/14 01:49	1
1,2-Dichlorobenzene	ND		2.0		ug/L			08/02/14 01:49	1
1,3-Dichlorobenzene	ND		1.0		ug/L			08/02/14 01:49	1
1,4-Dichlorobenzene	ND		1.0		ug/L			08/02/14 01:49	1
Dichlorodifluoromethane	ND		1.0		ug/L			08/02/14 01:49	1
1,1-Dichloroethane	ND		1.0		ug/L			08/02/14 01:49	1
1,2-Dichloroethane	ND		0.50		ug/L			08/02/14 01:49	1
1,1-Dichloroethene	ND		1.0		ug/L			08/02/14 01:49	1
1,2-Dichloropropane	ND		1.0		ug/L			08/02/14 01:49	1
1,3-Dichloropropane	ND		1.0		ug/L			08/02/14 01:49	1
2,2-Dichloropropane	ND		2.0		ug/L			08/02/14 01:49	1
1,1-Dichloropropene	ND		1.0		ug/L			08/02/14 01:49	1
Ethylbenzene	ND		1.0		ug/L			08/02/14 01:49	1
Hexachlorobutadiene	ND		1.0		ug/L			08/02/14 01:49	1
Isopropylbenzene	ND		1.0		ug/L			08/02/14 01:49	1
Methylene Chloride	ND		5.0		ug/L			08/02/14 01:49	1
Methyl-t-Butyl Ether (MTBE)	ND		0.50		ug/L			08/02/14 01:49	1
m,p-Xylene	ND		2.0		ug/L			08/02/14 01:49	1
Naphthalene	ND		2.0		ug/L			08/02/14 01:49	1
n-Butylbenzene	ND		2.0		ug/L			08/02/14 01:49	1
N-Propylbenzene	ND		1.0		ug/L			08/02/14 01:49	1
o-Xylene	ND		1.0		ug/L			08/02/14 01:49	1
p-Isopropyltoluene	ND		1.0		ug/L			08/02/14 01:49	1
sec-Butylbenzene	ND		1.0		ug/L			08/02/14 01:49	1
Styrene	ND		1.0		ug/L			08/02/14 01:49	1
tert-Butylbenzene	ND		1.0		ug/L			08/02/14 01:49	1
1,1,1,2-Tetrachloroethane	ND		1.0		ug/L			08/02/14 01:49	1
1,1,2,2-Tetrachloroethane	ND		1.0		ug/L			08/02/14 01:49	1
Tetrachloroethene	ND		1.0		ug/L			08/02/14 01:49	1
Toluene	ND		1.0		ug/L			08/02/14 01:49	1

Client: ENVIRON International Corp.
Project/Site: Malibu, SMMUSD

TestAmerica Job ID: 440-84472-1

Client Sample ID: MW-10
Date Collected: 07/31/14 10:26
Date Received: 07/31/14 19:00

Lab Sample ID: 440-84472-1
Matrix: Water

Method: 8260B - Volatile Organic Compounds (GC/MS) (Continued)

Analyte	Result	Qualifier	RL		Unit	D	Prepared	Analyzed	Dil Fac
trans-1,2-Dichloroethene	ND		1.0		ug/L			08/02/14 01:49	1
trans-1,3-Dichloropropene	ND		0.50		ug/L			08/02/14 01:49	1
1,2,3-Trichlorobenzene	ND		1.0		ug/L			08/02/14 01:49	1
1,2,4-Trichlorobenzene	ND		2.0		ug/L			08/02/14 01:49	1
1,1,1-Trichloroethane	ND		1.0		ug/L			08/02/14 01:49	1
1,1,2-Trichloroethane	ND		1.0		ug/L			08/02/14 01:49	1
Trichloroethene	ND		1.0		ug/L			08/02/14 01:49	1
Trichlorofluoromethane	ND		1.0		ug/L			08/02/14 01:49	1
1,2,3-Trichloropropane	ND		1.0		ug/L			08/02/14 01:49	1
1,2,4-Trimethylbenzene	ND		1.0		ug/L			08/02/14 01:49	1
1,3,5-Trimethylbenzene	ND		1.0		ug/L			08/02/14 01:49	1
Vinyl chloride	ND		0.50		ug/L			08/02/14 01:49	1

Surrogate	*%Recovery*	*Qualifier*	*Limits*	*Prepared*	*Analyzed*	*Dil Fac*
4-Bromofluorobenzene (Surr)	*104*		*80 - 120*		*08/02/14 01:49*	*1*
Dibromofluoromethane (Surr)	*94*		*76 - 132*		*08/02/14 01:49*	*1*
Toluene-d8 (Surr)	*104*		*80 - 128*		*08/02/14 01:49*	*1*

Method: 8270C LL - Semivolatile Organic Compounds by GCMS - Low Levels

Analyte	Result	Qualifier	RL		Unit	D	Prepared	Analyzed	Dil Fac
Acenaphthene	ND		0.48		ug/L		08/01/14 16:09	08/05/14 15:55	1
Acenaphthylene	ND		0.48		ug/L		08/01/14 16:09	08/05/14 15:55	1
Aniline	ND		9.5		ug/L		08/01/14 16:09	08/05/14 15:55	1
Anthracene	ND		0.48		ug/L		08/01/14 16:09	08/05/14 15:55	1
Benzidine	ND		9.5		ug/L		08/01/14 16:09	08/05/14 15:55	1
Benzo[a]anthracene	ND		4.8		ug/L		08/01/14 16:09	08/05/14 15:55	1
Benzo[a]pyrene	ND		1.9		ug/L		08/01/14 16:09	08/05/14 15:55	1
Benzo[b]fluoranthene	ND		1.9		ug/L		08/01/14 16:09	08/05/14 15:55	1
Benzo[g,h,i]perylene	ND		4.8		ug/L		08/01/14 16:09	08/05/14 15:55	1
Benzoic acid	ND		4.8		ug/L		08/01/14 16:09	08/05/14 15:55	1
Benzo[k]fluoranthene	ND		0.48		ug/L		08/01/14 16:09	08/05/14 15:55	1
Benzyl alcohol	ND		4.8		ug/L		08/01/14 16:09	08/05/14 15:55	1
Bis(2-chloroethoxy)methane	ND		0.48		ug/L		08/01/14 16:09	08/05/14 15:55	1
Bis(2-chloroethyl)ether	ND		0.48		ug/L		08/01/14 16:09	08/05/14 15:55	1
bis (2-chloroisopropyl) ether	ND		0.48		ug/L		08/01/14 16:09	08/05/14 15:55	1
Bis(2-ethylhexyl) phthalate	ND		4.8		ug/L		08/01/14 16:09	08/05/14 15:55	1
4-Bromophenyl phenyl ether	ND		0.95		ug/L		08/01/14 16:09	08/05/14 15:55	1
Butyl benzyl phthalate	ND		4.8		ug/L		08/01/14 16:09	08/05/14 15:55	1
4-Chloroaniline	ND		1.9		ug/L		08/01/14 16:09	08/05/14 15:55	1
4-Chloro-3-methylphenol	ND		1.9		ug/L		08/01/14 16:09	08/05/14 15:55	1
2-Chloronaphthalene	ND		0.48		ug/L		08/01/14 16:09	08/05/14 15:55	1
2-Chlorophenol	ND		0.95		ug/L		08/01/14 16:09	08/05/14 15:55	1
4-Chlorophenyl phenyl ether	ND		0.48		ug/L		08/01/14 16:09	08/05/14 15:55	1
Chrysene	ND		0.48		ug/L		08/01/14 16:09	08/05/14 15:55	1
Dibenz(a,h)anthracene	ND		0.48		ug/L		08/01/14 16:09	08/05/14 15:55	1
Dibenzofuran	ND		0.48		ug/L		08/01/14 16:09	08/05/14 15:55	1
1,2-Dichlorobenzene	ND		0.48		ug/L		08/01/14 16:09	08/05/14 15:55	1
1,3-Dichlorobenzene	ND		0.48		ug/L		08/01/14 16:09	08/05/14 15:55	1
1,4-Dichlorobenzene	ND		0.48		ug/L		08/01/14 16:09	08/05/14 15:55	1
3,3'-Dichlorobenzidine	ND		4.8		ug/L		08/01/14 16:09	08/05/14 15:55	1

Client: ENVIRON International Corp.
Project/Site: Malibu, SMMUSD

TestAmerica Job ID: 440-84472-1

Client Sample ID: MW-10
Date Collected: 07/31/14 10:26
Date Received: 07/31/14 19:00

Lab Sample ID: 440-84472-1
Matrix: Water

Method: 8270C LL - Semivolatile Organic Compounds by GCMS - Low Levels (Continued)

Analyte	Result	Qualifier	RL		Unit	D	Prepared	Analyzed	Dil Fac
2,4-Dichlorophenol	ND		1.9		ug/L		08/01/14 16:09	08/05/14 15:55	1
Diethyl phthalate	ND		0.95		ug/L		08/01/14 16:09	08/05/14 15:55	1
2,4-Dimethylphenol	ND		1.9		ug/L		08/01/14 16:09	08/05/14 15:55	1
Dimethyl phthalate	ND		0.48		ug/L		08/01/14 16:09	08/05/14 15:55	1
Di-n-butyl phthalate	ND		1.9		ug/L		08/01/14 16:09	08/05/14 15:55	1
4,6-Dinitro-2-methylphenol	ND		4.8		ug/L		08/01/14 16:09	08/05/14 15:55	1
2,4-Dinitrophenol	ND		4.8		ug/L		08/01/14 16:09	08/05/14 15:55	1
2,4-Dinitrotoluene	ND		4.8		ug/L		08/01/14 16:09	08/05/14 15:55	1
2,6-Dinitrotoluene	ND		4.8		ug/L		08/01/14 16:09	08/05/14 15:55	1
Di-n-octyl phthalate	ND		4.8		ug/L		08/01/14 16:09	08/05/14 15:55	1
1,2-Diphenylhydrazine(as Azobenzene)	ND		0.95		ug/L		08/01/14 16:09	08/05/14 15:55	1
Fluoranthene	ND		0.48		ug/L		08/01/14 16:09	08/05/14 15:55	1
Fluorene	ND		0.48		ug/L		08/01/14 16:09	08/05/14 15:55	1
Hexachlorobenzene	ND		0.95		ug/L		08/01/14 16:09	08/05/14 15:55	1
Hexachlorobutadiene	ND		1.9		ug/L		08/01/14 16:09	08/05/14 15:55	1
Hexachlorocyclopentadiene	ND		4.8		ug/L		08/01/14 16:09	08/05/14 15:55	1
Hexachloroethane	ND		2.9		ug/L		08/01/14 16:09	08/05/14 15:55	1
Indeno[1,2,3-cd]pyrene	ND		1.9		ug/L		08/01/14 16:09	08/05/14 15:55	1
Isophorone	ND		0.95		ug/L		08/01/14 16:09	08/05/14 15:55	1
2-Methylnaphthalene	ND		0.95		ug/L		08/01/14 16:09	08/05/14 15:55	1
2-Methylphenol	ND		1.9		ug/L		08/01/14 16:09	08/05/14 15:55	1
3-Methylphenol + 4-Methylphenol	ND		4.8		ug/L		08/01/14 16:09	08/05/14 15:55	1
Naphthalene	ND		0.95		ug/L		08/01/14 16:09	08/05/14 15:55	1
2-Nitroaniline	ND		4.8		ug/L		08/01/14 16:09	08/05/14 15:55	1
3-Nitroaniline	ND		4.8		ug/L		08/01/14 16:09	08/05/14 15:55	1
4-Nitroaniline	ND		4.8		ug/L		08/01/14 16:09	08/05/14 15:55	1
Nitrobenzene	ND		0.95		ug/L		08/01/14 16:09	08/05/14 15:55	1
2-Nitrophenol	ND		1.9		ug/L		08/01/14 16:09	08/05/14 15:55	1
4-Nitrophenol	ND		4.8		ug/L		08/01/14 16:09	08/05/14 15:55	1
N-Nitrosodi-n-propylamine	ND		1.9		ug/L		08/01/14 16:09	08/05/14 15:55	1
N-Nitrosodiphenylamine	ND		0.95		ug/L		08/01/14 16:09	08/05/14 15:55	1
Pentachlorophenol	ND		1.9		ug/L		08/01/14 16:09	08/05/14 15:55	1
Phenanthrene	ND		0.48		ug/L		08/01/14 16:09	08/05/14 15:55	1
Phenol	**0.95**		0.95		ug/L		08/01/14 16:09	08/05/14 15:55	1
Pyrene	ND		0.48		ug/L		08/01/14 16:09	08/05/14 15:55	1
1,2,4-Trichlorobenzene	ND		0.95		ug/L		08/01/14 16:09	08/05/14 15:55	1
2,4,5-Trichlorophenol	ND		1.9		ug/L		08/01/14 16:09	08/05/14 15:55	1
2,4,6-Trichlorophenol	ND		0.95		ug/L		08/01/14 16:09	08/05/14 15:55	1

Surrogate	*%Recovery*	*Qualifier*	*Limits*	*Prepared*	*Analyzed*	*Dil Fac*
2-Fluorobiphenyl	*79*		*50 - 120*	*08/01/14 16:09*	*08/05/14 15:55*	*1*
2-Fluorophenol (Surr)	*68*		*30 - 120*	*08/01/14 16:09*	*08/05/14 15:55*	*1*
Nitrobenzene-d5 (Surr)	*69*		*45 - 120*	*08/01/14 16:09*	*08/05/14 15:55*	*1*
Phenol-d6 (Surr)	*72*		*35 - 120*	*08/01/14 16:09*	*08/05/14 15:55*	*1*
Terphenyl-d14 (Surr)	*101*		*37 - 144*	*08/01/14 16:09*	*08/05/14 15:55*	*1*
2,4,6-Tribromophenol (Surr)	*86*		*40 - 120*	*08/01/14 16:09*	*08/05/14 15:55*	*1*

Client: ENVIRON International Corp.
Project/Site: Malibu, SMMUSD

TestAmerica Job ID: 440-84472-1

Client Sample ID: MW-10

Lab Sample ID: 440-84472-1

Date Collected: 07/31/14 10:26

Matrix: Water

Date Received: 07/31/14 19:00

Method: 8015B - Gasoline Range Organics - (GC)

Analyte	Result	Qualifier	RL		Unit	D	Prepared	Analyzed	Dil Fac
GRO (C4-C12)	ND		50		ug/L			08/02/14 23:03	1

Surrogate	*%Recovery*	*Qualifier*	*Limits*	*Prepared*	*Analyzed*	*Dil Fac*
4-Bromofluorobenzene (Surr)	*95*		*65 - 140*		*08/02/14 23:03*	*1*

Method: 8015B - Diesel Range Organics (DRO) (GC)

Analyte	Result	Qualifier	RL		Unit	D	Prepared	Analyzed	Dil Fac
DRO (C13-C22)	ND		0.48		mg/L		08/01/14 13:26	08/04/14 11:30	1
ORO (C23-C40)	ND		0.48		mg/L		08/01/14 13:26	08/04/14 11:30	1

Surrogate	*%Recovery*	*Qualifier*	*Limits*	*Prepared*	*Analyzed*	*Dil Fac*
n-Octacosane	*67*		*45 - 120*	*08/01/14 13:26*	*08/04/14 11:30*	*1*

Method: 6010B - Metals (ICP) - Dissolved

Analyte	Result	Qualifier	RL		Unit	D	Prepared	Analyzed	Dil Fac
Antimony	ND		0.010		mg/L		08/05/14 10:52	08/05/14 19:41	1
Arsenic	ND		0.010		mg/L		08/05/14 10:52	08/05/14 19:41	1
Barium	**0.037**		0.010		mg/L		08/05/14 10:52	08/05/14 19:41	1
Beryllium	ND		0.0020		mg/L		08/05/14 10:52	08/05/14 19:41	1
Cadmium	ND		0.0050		mg/L		08/05/14 10:52	08/05/14 19:41	1
Chromium	ND		0.0050		mg/L		08/05/14 10:52	08/05/14 19:41	1
Cobalt	ND		0.010		mg/L		08/05/14 10:52	08/05/14 19:41	1
Copper	ND		0.010		mg/L		08/05/14 10:52	08/05/14 19:41	1
Lead	ND		0.0050		mg/L		08/05/14 10:52	08/05/14 19:41	1
Molybdenum	**0.094**		0.020		mg/L		08/05/14 10:52	08/05/14 19:41	1
Nickel	**0.086**		0.010		mg/L		08/05/14 10:52	08/05/14 19:41	1
Selenium	ND		0.010		mg/L		08/05/14 10:52	08/05/14 19:41	1
Silver	ND		0.010		mg/L		08/05/14 10:52	08/05/14 19:41	1
Thallium	ND		0.010		mg/L		08/05/14 10:52	08/05/14 19:41	1
Vanadium	**0.062**		0.010		mg/L		08/05/14 10:52	08/05/14 19:41	1
Zinc	ND		0.020		mg/L		08/05/14 10:52	08/05/14 19:41	1

Method: 7470A - Mercury (CVAA) - Dissolved

Analyte	Result	Qualifier	RL		Unit	D	Prepared	Analyzed	Dil Fac
Mercury	ND		0.00020		mg/L		08/07/14 09:04	08/07/14 15:16	1

Client Sample ID: MW-11

Lab Sample ID: 440-84472-2

Date Collected: 07/31/14 12:44

Matrix: Water

Date Received: 07/31/14 19:00

Method: 8260B - Volatile Organic Compounds (GC/MS)

Analyte	Result	Qualifier	RL		Unit	D	Prepared	Analyzed	Dil Fac
Benzene	ND		0.50		ug/L			08/02/14 02:18	1
Bromobenzene	ND		1.0		ug/L			08/02/14 02:18	1
Bromochloromethane	ND		1.0		ug/L			08/02/14 02:18	1
Bromodichloromethane	ND		1.0		ug/L			08/02/14 02:18	1
Bromoform	ND		2.0		ug/L			08/02/14 02:18	1
Bromomethane	ND		1.0		ug/L			08/02/14 02:18	1
2-Butanone (MEK)	ND		5.0		ug/L			08/02/14 02:18	1
Carbon tetrachloride	ND		0.50		ug/L			08/02/14 02:18	1
Chlorobenzene	ND		1.0		ug/L			08/02/14 02:18	1

Client: ENVIRON International Corp.
Project/Site: Malibu, SMMUSD

TestAmerica Job ID: 440-84472-1

Client Sample ID: MW-11
Date Collected: 07/31/14 12:44
Date Received: 07/31/14 19:00

Lab Sample ID: 440-84472-2
Matrix: Water

Method: 8260B - Volatile Organic Compounds (GC/MS) (Continued)

Analyte	Result	Qualifier	RL		Unit	D	Prepared	Analyzed	Dil Fac
Chloroethane	ND		1.0		ug/L			08/02/14 02:18	1
Chloroform	ND		1.0		ug/L			08/02/14 02:18	1
Chloromethane	ND		1.0		ug/L			08/02/14 02:18	1
2-Chlorotoluene	ND		1.0		ug/L			08/02/14 02:18	1
4-Chlorotoluene	ND		1.0		ug/L			08/02/14 02:18	1
cis-1,2-Dichloroethene	ND		1.0		ug/L			08/02/14 02:18	1
cis-1,3-Dichloropropene	ND		0.50		ug/L			08/02/14 02:18	1
Dibromochloromethane	ND		1.0		ug/L			08/02/14 02:18	1
1,2-Dibromo-3-Chloropropane	ND		2.0		ug/L			08/02/14 02:18	1
1,2-Dibromoethane (EDB)	ND		1.0		ug/L			08/02/14 02:18	1
Dibromomethane	ND		1.0		ug/L			08/02/14 02:18	1
1,2-Dichlorobenzene	ND		2.0		ug/L			08/02/14 02:18	1
1,3-Dichlorobenzene	ND		1.0		ug/L			08/02/14 02:18	1
1,4-Dichlorobenzene	ND		1.0		ug/L			08/02/14 02:18	1
Dichlorodifluoromethane	ND		1.0		ug/L			08/02/14 02:18	1
1,1-Dichloroethane	ND		1.0		ug/L			08/02/14 02:18	1
1,2-Dichloroethane	ND		0.50		ug/L			08/02/14 02:18	1
1,1-Dichloroethene	ND		1.0		ug/L			08/02/14 02:18	1
1,2-Dichloropropane	ND		1.0		ug/L			08/02/14 02:18	1
1,3-Dichloropropane	ND		1.0		ug/L			08/02/14 02:18	1
2,2-Dichloropropane	ND		2.0		ug/L			08/02/14 02:18	1
1,1-Dichloropropene	ND		1.0		ug/L			08/02/14 02:18	1
Ethylbenzene	ND		1.0		ug/L			08/02/14 02:18	1
Hexachlorobutadiene	ND		1.0		ug/L			08/02/14 02:18	1
Isopropylbenzene	ND		1.0		ug/L			08/02/14 02:18	1
Methylene Chloride	ND		5.0		ug/L			08/02/14 02:18	1
Methyl-t-Butyl Ether (MTBE)	ND		0.50		ug/L			08/02/14 02:18	1
m,p-Xylene	ND		2.0		ug/L			08/02/14 02:18	1
Naphthalene	ND		2.0		ug/L			08/02/14 02:18	1
n-Butylbenzene	ND		2.0		ug/L			08/02/14 02:18	1
N-Propylbenzene	ND		1.0		ug/L			08/02/14 02:18	1
o-Xylene	ND		1.0		ug/L			08/02/14 02:18	1
p-Isopropyltoluene	ND		1.0		ug/L			08/02/14 02:18	1
sec-Butylbenzene	ND		1.0		ug/L			08/02/14 02:18	1
Styrene	ND		1.0		ug/L			08/02/14 02:18	1
tert-Butylbenzene	ND		1.0		ug/L			08/02/14 02:18	1
1,1,1,2-Tetrachloroethane	ND		1.0		ug/L			08/02/14 02:18	1
1,1,2,2-Tetrachloroethane	ND		1.0		ug/L			08/02/14 02:18	1
Tetrachloroethene	ND		1.0		ug/L			08/02/14 02:18	1
Toluene	ND		1.0		ug/L			08/02/14 02:18	1
trans-1,2-Dichloroethene	ND		1.0		ug/L			08/02/14 02:18	1
trans-1,3-Dichloropropene	ND		0.50		ug/L			08/02/14 02:18	1
1,2,3-Trichlorobenzene	ND		1.0		ug/L			08/02/14 02:18	1
1,2,4-Trichlorobenzene	ND		2.0		ug/L			08/02/14 02:18	1
1,1,1-Trichloroethane	ND		1.0		ug/L			08/02/14 02:18	1
1,1,2-Trichloroethane	ND		1.0		ug/L			08/02/14 02:18	1
Trichloroethene	ND		1.0		ug/L			08/02/14 02:18	1
Trichlorofluoromethane	ND		1.0		ug/L			08/02/14 02:18	1
1,2,3-Trichloropropane	ND		1.0		ug/L			08/02/14 02:18	1

Client: ENVIRON International Corp.
Project/Site: Malibu, SMMUSD

TestAmerica Job ID: 440-84472-1

Client Sample ID: MW-11
Date Collected: 07/31/14 12:44
Date Received: 07/31/14 19:00

Lab Sample ID: 440-84472-2
Matrix: Water

Method: 8260B - Volatile Organic Compounds (GC/MS) (Continued)

Analyte	Result	Qualifier	RL		Unit	D	Prepared	Analyzed	Dil Fac
1,2,4-Trimethylbenzene	ND		1.0		ug/L			08/02/14 02:18	1
1,3,5-Trimethylbenzene	ND		1.0		ug/L			08/02/14 02:18	1
Vinyl chloride	ND		0.50		ug/L			08/02/14 02:18	1

Surrogate	*%Recovery*	*Qualifier*	*Limits*	*Prepared*	*Analyzed*	*Dil Fac*
4-Bromofluorobenzene (Surr)	*105*		*80 - 120*		*08/02/14 02:18*	*1*
Dibromofluoromethane (Surr)	*94*		*76 - 132*		*08/02/14 02:18*	*1*
Toluene-d8 (Surr)	*105*		*80 - 128*		*08/02/14 02:18*	*1*

Method: 8270C LL - Semivolatile Organic Compounds by GCMS - Low Levels

Analyte	Result	Qualifier	RL		Unit	D	Prepared	Analyzed	Dil Fac
Acenaphthene	ND		0.47		ug/L		08/01/14 16:09	08/05/14 16:22	1
Acenaphthylene	ND		0.47		ug/L		08/01/14 16:09	08/05/14 16:22	1
Aniline	ND		9.5		ug/L		08/01/14 16:09	08/05/14 16:22	1
Anthracene	ND		0.47		ug/L		08/01/14 16:09	08/05/14 16:22	1
Benzidine	ND		9.5		ug/L		08/01/14 16:09	08/05/14 16:22	1
Benzo[a]anthracene	ND		4.7		ug/L		08/01/14 16:09	08/05/14 16:22	1
Benzo[a]pyrene	ND		1.9		ug/L		08/01/14 16:09	08/05/14 16:22	1
Benzo[b]fluoranthene	ND		1.9		ug/L		08/01/14 16:09	08/05/14 16:22	1
Benzo[g,h,i]perylene	ND		4.7		ug/L		08/01/14 16:09	08/05/14 16:22	1
Benzoic acid	ND		4.7		ug/L		08/01/14 16:09	08/05/14 16:22	1
Benzo[k]fluoranthene	ND		0.47		ug/L		08/01/14 16:09	08/05/14 16:22	1
Benzyl alcohol	ND		4.7		ug/L		08/01/14 16:09	08/05/14 16:22	1
Bis(2-chloroethoxy)methane	ND		0.47		ug/L		08/01/14 16:09	08/05/14 16:22	1
Bis(2-chloroethyl)ether	ND		0.47		ug/L		08/01/14 16:09	08/05/14 16:22	1
bis (2-chloroisopropyl) ether	ND		0.47		ug/L		08/01/14 16:09	08/05/14 16:22	1
Bis(2-ethylhexyl) phthalate	ND		4.7		ug/L		08/01/14 16:09	08/05/14 16:22	1
4-Bromophenyl phenyl ether	ND		0.95		ug/L		08/01/14 16:09	08/05/14 16:22	1
Butyl benzyl phthalate	ND		4.7		ug/L		08/01/14 16:09	08/05/14 16:22	1
4-Chloroaniline	ND		1.9		ug/L		08/01/14 16:09	08/05/14 16:22	1
4-Chloro-3-methylphenol	ND		1.9		ug/L		08/01/14 16:09	08/05/14 16:22	1
2-Chloronaphthalene	ND		0.47		ug/L		08/01/14 16:09	08/05/14 16:22	1
2-Chlorophenol	ND		0.95		ug/L		08/01/14 16:09	08/05/14 16:22	1
4-Chlorophenyl phenyl ether	ND		0.47		ug/L		08/01/14 16:09	08/05/14 16:22	1
Chrysene	ND		0.47		ug/L		08/01/14 16:09	08/05/14 16:22	1
Dibenz(a,h)anthracene	ND		0.47		ug/L		08/01/14 16:09	08/05/14 16:22	1
Dibenzofuran	ND		0.47		ug/L		08/01/14 16:09	08/05/14 16:22	1
1,2-Dichlorobenzene	ND		0.47		ug/L		08/01/14 16:09	08/05/14 16:22	1
1,3-Dichlorobenzene	ND		0.47		ug/L		08/01/14 16:09	08/05/14 16:22	1
1,4-Dichlorobenzene	ND		0.47		ug/L		08/01/14 16:09	08/05/14 16:22	1
3,3'-Dichlorobenzidine	ND		4.7		ug/L		08/01/14 16:09	08/05/14 16:22	1
2,4-Dichlorophenol	ND		1.9		ug/L		08/01/14 16:09	08/05/14 16:22	1
Diethyl phthalate	ND		0.95		ug/L		08/01/14 16:09	08/05/14 16:22	1
2,4-Dimethylphenol	ND		1.9		ug/L		08/01/14 16:09	08/05/14 16:22	1
Dimethyl phthalate	ND		0.47		ug/L		08/01/14 16:09	08/05/14 16:22	1
Di-n-butyl phthalate	ND		1.9		ug/L		08/01/14 16:09	08/05/14 16:22	1
4,6-Dinitro-2-methylphenol	ND		4.7		ug/L		08/01/14 16:09	08/05/14 16:22	1
2,4-Dinitrophenol	ND		4.7		ug/L		08/01/14 16:09	08/05/14 16:22	1
2,4-Dinitrotoluene	ND		4.7		ug/L		08/01/14 16:09	08/05/14 16:22	1
2,6-Dinitrotoluene	ND		4.7		ug/L		08/01/14 16:09	08/05/14 16:22	1

Client Sample ID: MW-11
Date Collected: 07/31/14 12:44
Date Received: 07/31/14 19:00

Lab Sample ID: 440-84472-2
Matrix: Water

Method: 8270C LL - Semivolatile Organic Compounds by GCMS - Low Levels (Continued)

Analyte	Result	Qualifier	RL	Unit	D	Prepared	Analyzed	Dil Fac
Di-n-octyl phthalate	ND		4.7	ug/L		08/01/14 16:09	08/05/14 16:22	1
1,2-Diphenylhydrazine(as Azobenzene)	ND		0.95	ug/L		08/01/14 16:09	08/05/14 16:22	1
Fluoranthene	ND		0.47	ug/L		08/01/14 16:09	08/05/14 16:22	1
Fluorene	ND		0.47	ug/L		08/01/14 16:09	08/05/14 16:22	1
Hexachlorobenzene	ND		0.95	ug/L		08/01/14 16:09	08/05/14 16:22	1
Hexachlorobutadiene	ND		1.9	ug/L		08/01/14 16:09	08/05/14 16:22	1
Hexachlorocyclopentadiene	ND		4.7	ug/L		08/01/14 16:09	08/05/14 16:22	1
Hexachloroethane	ND		2.8	ug/L		08/01/14 16:09	08/05/14 16:22	1
Indeno[1,2,3-cd]pyrene	ND		1.9	ug/L		08/01/14 16:09	08/05/14 16:22	1
Isophorone	ND		0.95	ug/L		08/01/14 16:09	08/05/14 16:22	1
2-Methylnaphthalene	ND		0.95	ug/L		08/01/14 16:09	08/05/14 16:22	1
2-Methylphenol	ND		1.9	ug/L		08/01/14 16:09	08/05/14 16:22	1
3-Methylphenol + 4-Methylphenol	ND		4.7	ug/L		08/01/14 16:09	08/05/14 16:22	1
Naphthalene	ND		0.95	ug/L		08/01/14 16:09	08/05/14 16:22	1
2-Nitroaniline	ND		4.7	ug/L		08/01/14 16:09	08/05/14 16:22	1
3-Nitroaniline	ND		4.7	ug/L		08/01/14 16:09	08/05/14 16:22	1
4-Nitroaniline	ND		4.7	ug/L		08/01/14 16:09	08/05/14 16:22	1
Nitrobenzene	ND		0.95	ug/L		08/01/14 16:09	08/05/14 16:22	1
2-Nitrophenol	ND		1.9	ug/L		08/01/14 16:09	08/05/14 16:22	1
4-Nitrophenol	ND		4.7	ug/L		08/01/14 16:09	08/05/14 16:22	1
N-Nitrosodi-n-propylamine	ND		1.9	ug/L		08/01/14 16:09	08/05/14 16:22	1
N-Nitrosodiphenylamine	ND		0.95	ug/L		08/01/14 16:09	08/05/14 16:22	1
Pentachlorophenol	ND		1.9	ug/L		08/01/14 16:09	08/05/14 16:22	1
Phenanthrene	ND		0.47	ug/L		08/01/14 16:09	08/05/14 16:22	1
Phenol	ND		0.95	ug/L		08/01/14 16:09	08/05/14 16:22	1
Pyrene	ND		0.47	ug/L		08/01/14 16:09	08/05/14 16:22	1
1,2,4-Trichlorobenzene	ND		0.95	ug/L		08/01/14 16:09	08/05/14 16:22	1
2,4,5-Trichlorophenol	ND		1.9	ug/L		08/01/14 16:09	08/05/14 16:22	1
2,4,6-Trichlorophenol	ND		0.95	ug/L		08/01/14 16:09	08/05/14 16:22	1

Surrogate	*%Recovery*	*Qualifier*	*Limits*	*Prepared*	*Analyzed*	*Dil Fac*
2-Fluorobiphenyl	*66*		*50 - 120*	*08/01/14 16:09*	*08/05/14 16:22*	*1*
2-Fluorophenol (Surr)	*51*		*30 - 120*	*08/01/14 16:09*	*08/05/14 16:22*	*1*
Nitrobenzene-d5 (Surr)	*60*		*45 - 120*	*08/01/14 16:09*	*08/05/14 16:22*	*1*
Phenol-d6 (Surr)	*52*		*35 - 120*	*08/01/14 16:09*	*08/05/14 16:22*	*1*
Terphenyl-d14 (Surr)	*78*		*37 - 144*	*08/01/14 16:09*	*08/05/14 16:22*	*1*
2,4,6-Tribromophenol (Surr)	*66*		*40 - 120*	*08/01/14 16:09*	*08/05/14 16:22*	*1*

Method: 8015B - Gasoline Range Organics - (GC)

Analyte	Result	Qualifier	RL	Unit	D	Prepared	Analyzed	Dil Fac
GRO (C4-C12)	ND		50	ug/L			08/02/14 23:29	1

Surrogate	*%Recovery*	*Qualifier*	*Limits*	*Prepared*	*Analyzed*	*Dil Fac*
4-Bromofluorobenzene (Surr)	*92*		*65 - 140*		*08/02/14 23:29*	*1*

Method: 8015B - Diesel Range Organics (DRO) (GC)

Analyte	Result	Qualifier	RL	Unit	D	Prepared	Analyzed	Dil Fac
DRO (C13-C22)	ND		0.48	mg/L		08/01/14 13:26	08/04/14 11:50	1
ORO (C23-C40)	ND		0.48	mg/L		08/01/14 13:26	08/04/14 11:50	1

Client: ENVIRON International Corp.
Project/Site: Malibu, SMMUSD

TestAmerica Job ID: 440-84472-1

Client Sample ID: MW-11

Lab Sample ID: 440-84472-2

Date Collected: 07/31/14 12:44

Matrix: Water

Date Received: 07/31/14 19:00

Surrogate	*%Recovery*	*Qualifier*	*Limits*	*Prepared*	*Analyzed*	*Dil Fac*
n-Octacosane	*76*		*45 - 120*	*08/01/14 13:26*	*08/04/14 11:50*	*1*

Method: 6010B - Metals (ICP) - Dissolved

Analyte	Result	Qualifier	RL	Unit	D	Prepared	Analyzed	Dil Fac
Antimony	ND		0.010	mg/L		08/05/14 10:52	08/05/14 19:44	1
Arsenic	ND		0.010	mg/L		08/05/14 10:52	08/05/14 19:44	1
Barium	**0.11**		0.010	mg/L		08/05/14 10:52	08/05/14 19:44	1
Beryllium	ND		0.0020	mg/L		08/05/14 10:52	08/05/14 19:44	1
Cadmium	ND		0.0050	mg/L		08/05/14 10:52	08/05/14 19:44	1
Chromium	ND		0.0050	mg/L		08/05/14 10:52	08/05/14 19:44	1
Cobalt	ND		0.010	mg/L		08/05/14 10:52	08/05/14 19:44	1
Copper	ND		0.010	mg/L		08/05/14 10:52	08/05/14 19:44	1
Lead	ND		0.0050	mg/L		08/05/14 10:52	08/05/14 19:44	1
Molybdenum	**0.096**		0.020	mg/L		08/05/14 10:52	08/05/14 19:44	1
Nickel	**0.069**		0.010	mg/L		08/05/14 10:52	08/05/14 19:44	1
Selenium	ND		0.010	mg/L		08/05/14 10:52	08/05/14 19:44	1
Silver	ND		0.010	mg/L		08/05/14 10:52	08/05/14 19:44	1
Thallium	ND		0.010	mg/L		08/05/14 10:52	08/05/14 19:44	1
Vanadium	**0.11**		0.010	mg/L		08/05/14 10:52	08/05/14 19:44	1
Zinc	ND		0.020	mg/L		08/05/14 10:52	08/05/14 19:44	1

Method: 7470A - Mercury (CVAA) - Dissolved

Analyte	Result	Qualifier	RL	Unit	D	Prepared	Analyzed	Dil Fac
Mercury	ND		0.00020	mg/L		08/07/14 09:04	08/07/14 15:24	1

Client Sample ID: EB-073114

Lab Sample ID: 440-84472-3

Date Collected: 07/31/14 13:20

Matrix: Water

Date Received: 07/31/14 19:00

Method: 8260B - Volatile Organic Compounds (GC/MS)

Analyte	Result	Qualifier	RL	Unit	D	Prepared	Analyzed	Dil Fac
Benzene	ND		0.50	ug/L			08/02/14 03:17	1
Bromobenzene	ND		1.0	ug/L			08/02/14 03:17	1
Bromochloromethane	ND		1.0	ug/L			08/02/14 03:17	1
Bromodichloromethane	ND		1.0	ug/L			08/02/14 03:17	1
Bromoform	ND		2.0	ug/L			08/02/14 03:17	1
Bromomethane	ND		1.0	ug/L			08/02/14 03:17	1
2-Butanone (MEK)	ND		5.0	ug/L			08/02/14 03:17	1
Carbon tetrachloride	ND		0.50	ug/L			08/02/14 03:17	1
Chlorobenzene	ND		1.0	ug/L			08/02/14 03:17	1
Chloroethane	ND		1.0	ug/L			08/02/14 03:17	1
Chloroform	ND		1.0	ug/L			08/02/14 03:17	1
Chloromethane	ND		1.0	ug/L			08/02/14 03:17	1
2-Chlorotoluene	ND		1.0	ug/L			08/02/14 03:17	1
4-Chlorotoluene	ND		1.0	ug/L			08/02/14 03:17	1
cis-1,2-Dichloroethene	ND		1.0	ug/L			08/02/14 03:17	1
cis-1,3-Dichloropropene	ND		0.50	ug/L			08/02/14 03:17	1
Dibromochloromethane	ND		1.0	ug/L			08/02/14 03:17	1
1,2-Dibromo-3-Chloropropane	ND		2.0	ug/L			08/02/14 03:17	1
1,2-Dibromoethane (EDB)	ND		1.0	ug/L			08/02/14 03:17	1
Dibromomethane	ND		1.0	ug/L			08/02/14 03:17	1

Client: ENVIRON International Corp.
Project/Site: Malibu, SMMUSD

TestAmerica Job ID: 440-84472-1

Client Sample ID: EB-073114
Date Collected: 07/31/14 13:20
Date Received: 07/31/14 19:00

Lab Sample ID: 440-84472-3
Matrix: Water

Method: 8260B - Volatile Organic Compounds (GC/MS) (Continued)

Analyte	Result	Qualifier	RL		Unit	D	Prepared	Analyzed	Dil Fac
1,2-Dichlorobenzene	ND		2.0		ug/L			08/02/14 03:17	1
1,3-Dichlorobenzene	ND		1.0		ug/L			08/02/14 03:17	1
1,4-Dichlorobenzene	ND		1.0		ug/L			08/02/14 03:17	1
Dichlorodifluoromethane	ND		1.0		ug/L			08/02/14 03:17	1
1,1-Dichloroethane	ND		1.0		ug/L			08/02/14 03:17	1
1,2-Dichloroethane	ND		0.50		ug/L			08/02/14 03:17	1
1,1-Dichloroethene	ND		1.0		ug/L			08/02/14 03:17	1
1,2-Dichloropropane	ND		1.0		ug/L			08/02/14 03:17	1
1,3-Dichloropropane	ND		1.0		ug/L			08/02/14 03:17	1
2,2-Dichloropropane	ND		2.0		ug/L			08/02/14 03:17	1
1,1-Dichloropropene	ND		1.0		ug/L			08/02/14 03:17	1
Ethylbenzene	ND		1.0		ug/L			08/02/14 03:17	1
Hexachlorobutadiene	ND		1.0		ug/L			08/02/14 03:17	1
Isopropylbenzene	ND		1.0		ug/L			08/02/14 03:17	1
Methylene Chloride	ND		5.0		ug/L			08/02/14 03:17	1
Methyl-t-Butyl Ether (MTBE)	ND		0.50		ug/L			08/02/14 03:17	1
m,p-Xylene	ND		2.0		ug/L			08/02/14 03:17	1
Naphthalene	ND		2.0		ug/L			08/02/14 03:17	1
n-Butylbenzene	ND		2.0		ug/L			08/02/14 03:17	1
N-Propylbenzene	ND		1.0		ug/L			08/02/14 03:17	1
o-Xylene	ND		1.0		ug/L			08/02/14 03:17	1
p-Isopropyltoluene	ND		1.0		ug/L			08/02/14 03:17	1
sec-Butylbenzene	ND		1.0		ug/L			08/02/14 03:17	1
Styrene	ND		1.0		ug/L			08/02/14 03:17	1
tert-Butylbenzene	ND		1.0		ug/L			08/02/14 03:17	1
1,1,1,2-Tetrachloroethane	ND		1.0		ug/L			08/02/14 03:17	1
1,1,2,2-Tetrachloroethane	ND		1.0		ug/L			08/02/14 03:17	1
Tetrachloroethene	ND		1.0		ug/L			08/02/14 03:17	1
Toluene	ND		1.0		ug/L			08/02/14 03:17	1
trans-1,2-Dichloroethene	ND		1.0		ug/L			08/02/14 03:17	1
trans-1,3-Dichloropropene	ND		0.50		ug/L			08/02/14 03:17	1
1,2,3-Trichlorobenzene	ND		1.0		ug/L			08/02/14 03:17	1
1,2,4-Trichlorobenzene	ND		2.0		ug/L			08/02/14 03:17	1
1,1,1-Trichloroethane	ND		1.0		ug/L			08/02/14 03:17	1
1,1,2-Trichloroethane	ND		1.0		ug/L			08/02/14 03:17	1
Trichloroethene	ND		1.0		ug/L			08/02/14 03:17	1
Trichlorofluoromethane	ND		1.0		ug/L			08/02/14 03:17	1
1,2,3-Trichloropropane	ND		1.0		ug/L			08/02/14 03:17	1
1,2,4-Trimethylbenzene	ND		1.0		ug/L			08/02/14 03:17	1
1,3,5-Trimethylbenzene	ND		1.0		ug/L			08/02/14 03:17	1
Vinyl chloride	ND		0.50		ug/L			08/02/14 03:17	1

Surrogate	*%Recovery*	*Qualifier*	*Limits*	*Prepared*	*Analyzed*	*Dil Fac*
4-Bromofluorobenzene (Surr)	*105*		*80 - 120*		*08/02/14 03:17*	*1*
Dibromofluoromethane (Surr)	*100*		*76 - 132*		*08/02/14 03:17*	*1*
Toluene-d8 (Surr)	*106*		*80 - 128*		*08/02/14 03:17*	*1*

Method: 8270C LL - Semivolatile Organic Compounds by GCMS - Low Levels

Analyte	Result	Qualifier	RL		Unit	D	Prepared	Analyzed	Dil Fac
Acenaphthene	ND		0.48		ug/L		08/01/14 16:09	08/05/14 16:49	1

Client: ENVIRON International Corp.
Project/Site: Malibu, SMMUSD

TestAmerica Job ID: 440-84472-1

Client Sample ID: EB-073114
Date Collected: 07/31/14 13:20
Date Received: 07/31/14 19:00

Lab Sample ID: 440-84472-3
Matrix: Water

Method: 8270C LL - Semivolatile Organic Compounds by GCMS - Low Levels (Continued)

Analyte	Result	Qualifier	RL		Unit	D	Prepared	Analyzed	Dil Fac
Acenaphthylene	ND		0.48		ug/L		08/01/14 16:09	08/05/14 16:49	1
Aniline	ND		9.6		ug/L		08/01/14 16:09	08/05/14 16:49	1
Anthracene	ND		0.48		ug/L		08/01/14 16:09	08/05/14 16:49	1
Benzidine	ND		9.6		ug/L		08/01/14 16:09	08/05/14 16:49	1
Benzo[a]anthracene	ND		4.8		ug/L		08/01/14 16:09	08/05/14 16:49	1
Benzo[a]pyrene	ND		1.9		ug/L		08/01/14 16:09	08/05/14 16:49	1
Benzo[b]fluoranthene	ND		1.9		ug/L		08/01/14 16:09	08/05/14 16:49	1
Benzo[g,h,i]perylene	ND		4.8		ug/L		08/01/14 16:09	08/05/14 16:49	1
Benzoic acid	ND		4.8		ug/L		08/01/14 16:09	08/05/14 16:49	1
Benzo[k]fluoranthene	ND		0.48		ug/L		08/01/14 16:09	08/05/14 16:49	1
Benzyl alcohol	ND		4.8		ug/L		08/01/14 16:09	08/05/14 16:49	1
Bis(2-chloroethoxy)methane	ND		0.48		ug/L		08/01/14 16:09	08/05/14 16:49	1
Bis(2-chloroethyl)ether	ND		0.48		ug/L		08/01/14 16:09	08/05/14 16:49	1
bis (2-chloroisopropyl) ether	ND		0.48		ug/L		08/01/14 16:09	08/05/14 16:49	1
Bis(2-ethylhexyl) phthalate	ND		4.8		ug/L		08/01/14 16:09	08/05/14 16:49	1
4-Bromophenyl phenyl ether	ND		0.96		ug/L		08/01/14 16:09	08/05/14 16:49	1
Butyl benzyl phthalate	ND		4.8		ug/L		08/01/14 16:09	08/05/14 16:49	1
4-Chloroaniline	ND		1.9		ug/L		08/01/14 16:09	08/05/14 16:49	1
4-Chloro-3-methylphenol	ND		1.9		ug/L		08/01/14 16:09	08/05/14 16:49	1
2-Chloronaphthalene	ND		0.48		ug/L		08/01/14 16:09	08/05/14 16:49	1
2-Chlorophenol	ND		0.96		ug/L		08/01/14 16:09	08/05/14 16:49	1
4-Chlorophenyl phenyl ether	ND		0.48		ug/L		08/01/14 16:09	08/05/14 16:49	1
Chrysene	ND		0.48		ug/L		08/01/14 16:09	08/05/14 16:49	1
Dibenz(a,h)anthracene	ND		0.48		ug/L		08/01/14 16:09	08/05/14 16:49	1
Dibenzofuran	ND		0.48		ug/L		08/01/14 16:09	08/05/14 16:49	1
1,2-Dichlorobenzene	ND		0.48		ug/L		08/01/14 16:09	08/05/14 16:49	1
1,3-Dichlorobenzene	ND		0.48		ug/L		08/01/14 16:09	08/05/14 16:49	1
1,4-Dichlorobenzene	ND		0.48		ug/L		08/01/14 16:09	08/05/14 16:49	1
3,3'-Dichlorobenzidine	ND		4.8		ug/L		08/01/14 16:09	08/05/14 16:49	1
2,4-Dichlorophenol	ND		1.9		ug/L		08/01/14 16:09	08/05/14 16:49	1
Diethyl phthalate	ND		0.96		ug/L		08/01/14 16:09	08/05/14 16:49	1
2,4-Dimethylphenol	ND		1.9		ug/L		08/01/14 16:09	08/05/14 16:49	1
Dimethyl phthalate	ND		0.48		ug/L		08/01/14 16:09	08/05/14 16:49	1
Di-n-butyl phthalate	ND		1.9		ug/L		08/01/14 16:09	08/05/14 16:49	1
4,6-Dinitro-2-methylphenol	ND		4.8		ug/L		08/01/14 16:09	08/05/14 16:49	1
2,4-Dinitrophenol	ND		4.8		ug/L		08/01/14 16:09	08/05/14 16:49	1
2,4-Dinitrotoluene	ND		4.8		ug/L		08/01/14 16:09	08/05/14 16:49	1
2,6-Dinitrotoluene	ND		4.8		ug/L		08/01/14 16:09	08/05/14 16:49	1
Di-n-octyl phthalate	ND		4.8		ug/L		08/01/14 16:09	08/05/14 16:49	1
1,2-Diphenylhydrazine(as Azobenzene)	ND		0.96		ug/L		08/01/14 16:09	08/05/14 16:49	1
Fluoranthene	ND		0.48		ug/L		08/01/14 16:09	08/05/14 16:49	1
Fluorene	ND		0.48		ug/L		08/01/14 16:09	08/05/14 16:49	1
Hexachlorobenzene	ND		0.96		ug/L		08/01/14 16:09	08/05/14 16:49	1
Hexachlorobutadiene	ND		1.9		ug/L		08/01/14 16:09	08/05/14 16:49	1
Hexachlorocyclopentadiene	ND		4.8		ug/L		08/01/14 16:09	08/05/14 16:49	1
Hexachloroethane	ND		2.9		ug/L		08/01/14 16:09	08/05/14 16:49	1
Indeno[1,2,3-cd]pyrene	ND		1.9		ug/L		08/01/14 16:09	08/05/14 16:49	1
Isophorone	ND		0.96		ug/L		08/01/14 16:09	08/05/14 16:49	1
2-Methylnaphthalene	ND		0.96		ug/L		08/01/14 16:09	08/05/14 16:49	1

Client: ENVIRON International Corp.
Project/Site: Malibu, SMMUSD

TestAmerica Job ID: 440-84472-1

Client Sample ID: EB-073114
Date Collected: 07/31/14 13:20
Date Received: 07/31/14 19:00

Lab Sample ID: 440-84472-3
Matrix: Water

Method: 8270C LL - Semivolatile Organic Compounds by GCMS - Low Levels (Continued)

Analyte	Result	Qualifier	RL	Unit	D	Prepared	Analyzed	Dil Fac
2-Methylphenol	ND		1.9	ug/L		08/01/14 16:09	08/05/14 16:49	1
3-Methylphenol + 4-Methylphenol	ND		4.8	ug/L		08/01/14 16:09	08/05/14 16:49	1
Naphthalene	ND		0.96	ug/L		08/01/14 16:09	08/05/14 16:49	1
2-Nitroaniline	ND		4.8	ug/L		08/01/14 16:09	08/05/14 16:49	1
3-Nitroaniline	ND		4.8	ug/L		08/01/14 16:09	08/05/14 16:49	1
4-Nitroaniline	ND		4.8	ug/L		08/01/14 16:09	08/05/14 16:49	1
Nitrobenzene	ND		0.96	ug/L		08/01/14 16:09	08/05/14 16:49	1
2-Nitrophenol	ND		1.9	ug/L		08/01/14 16:09	08/05/14 16:49	1
4-Nitrophenol	ND		4.8	ug/L		08/01/14 16:09	08/05/14 16:49	1
N-Nitrosodi-n-propylamine	ND		1.9	ug/L		08/01/14 16:09	08/05/14 16:49	1
N-Nitrosodiphenylamine	ND		0.96	ug/L		08/01/14 16:09	08/05/14 16:49	1
Pentachlorophenol	ND		1.9	ug/L		08/01/14 16:09	08/05/14 16:49	1
Phenanthrene	ND		0.48	ug/L		08/01/14 16:09	08/05/14 16:49	1
Phenol	ND		0.96	ug/L		08/01/14 16:09	08/05/14 16:49	1
Pyrene	ND		0.48	ug/L		08/01/14 16:09	08/05/14 16:49	1
1,2,4-Trichlorobenzene	ND		0.96	ug/L		08/01/14 16:09	08/05/14 16:49	1
2,4,5-Trichlorophenol	ND		1.9	ug/L		08/01/14 16:09	08/05/14 16:49	1
2,4,6-Trichlorophenol	ND		0.96	ug/L		08/01/14 16:09	08/05/14 16:49	1

Surrogate	*%Recovery*	*Qualifier*	*Limits*	*Prepared*	*Analyzed*	*Dil Fac*
2-Fluorobiphenyl	*78*		*50 - 120*	*08/01/14 16:09*	*08/05/14 16:49*	*1*
2-Fluorophenol (Surr)	*66*		*30 - 120*	*08/01/14 16:09*	*08/05/14 16:49*	*1*
Nitrobenzene-d5 (Surr)	*69*		*45 - 120*	*08/01/14 16:09*	*08/05/14 16:49*	*1*
Phenol-d6 (Surr)	*65*		*35 - 120*	*08/01/14 16:09*	*08/05/14 16:49*	*1*
Terphenyl-d14 (Surr)	*90*		*37 - 144*	*08/01/14 16:09*	*08/05/14 16:49*	*1*
2,4,6-Tribromophenol (Surr)	*84*		*40 - 120*	*08/01/14 16:09*	*08/05/14 16:49*	*1*

Method: 8015B - Gasoline Range Organics - (GC)

Analyte	Result	Qualifier	RL	Unit	D	Prepared	Analyzed	Dil Fac
GRO (C4-C12)	ND		50	ug/L			08/05/14 22:34	1

Surrogate	*%Recovery*	*Qualifier*	*Limits*	*Prepared*	*Analyzed*	*Dil Fac*
4-Bromofluorobenzene (Surr)	*94*		*65 - 140*		*08/05/14 22:34*	*1*

Method: 8015B - Diesel Range Organics (DRO) (GC)

Analyte	Result	Qualifier	RL	Unit	D	Prepared	Analyzed	Dil Fac
DRO (C13-C22)	ND		0.48	mg/L		08/01/14 13:26	08/04/14 12:10	1
ORO (C23-C40)	ND		0.48	mg/L		08/01/14 13:26	08/04/14 12:10	1

Surrogate	*%Recovery*	*Qualifier*	*Limits*	*Prepared*	*Analyzed*	*Dil Fac*
n-Octacosane	*71*		*45 - 120*	*08/01/14 13:26*	*08/04/14 12:10*	*1*

Method: 6010B - Metals (ICP) - Dissolved

Analyte	Result	Qualifier	RL	Unit	D	Prepared	Analyzed	Dil Fac
Antimony	ND		0.010	mg/L		08/05/14 10:52	08/05/14 19:46	1
Arsenic	ND		0.010	mg/L		08/05/14 10:52	08/05/14 19:46	1
Barium	ND		0.010	mg/L		08/05/14 10:52	08/05/14 19:46	1
Beryllium	ND		0.0020	mg/L		08/05/14 10:52	08/05/14 19:46	1
Cadmium	ND		0.0050	mg/L		08/05/14 10:52	08/05/14 19:46	1
Chromium	ND		0.0050	mg/L		08/05/14 10:52	08/05/14 19:46	1
Cobalt	ND		0.010	mg/L		08/05/14 10:52	08/05/14 19:46	1

Client Sample ID: EB-073114

Lab Sample ID: 440-84472-3

Date Collected: 07/31/14 13:20

Matrix: Water

Date Received: 07/31/14 19:00

Method: 6010B - Metals (ICP) - Dissolved (Continued)

Analyte	Result	Qualifier	RL		Unit	D	Prepared	Analyzed	Dil Fac
Copper	ND		0.010		mg/L		08/05/14 10:52	08/05/14 19:46	1
Lead	ND		0.0050		mg/L		08/05/14 10:52	08/05/14 19:46	1
Molybdenum	ND		0.020		mg/L		08/05/14 10:52	08/05/14 19:46	1
Nickel	ND		0.010		mg/L		08/05/14 10:52	08/05/14 19:46	1
Selenium	ND		0.010		mg/L		08/05/14 10:52	08/05/14 19:46	1
Silver	ND		0.010		mg/L		08/05/14 10:52	08/05/14 19:46	1
Thallium	ND		0.010		mg/L		08/05/14 10:52	08/05/14 19:46	1
Vanadium	ND		0.010		mg/L		08/05/14 10:52	08/05/14 19:46	1
Zinc	ND		0.020		mg/L		08/05/14 10:52	08/05/14 19:46	1

Method: 7470A - Mercury (CVAA) - Dissolved

Analyte	Result	Qualifier	RL		Unit	D	Prepared	Analyzed	Dil Fac
Mercury	ND		0.00020		mg/L		08/07/14 09:04	08/07/14 15:26	1

Client Sample ID: MW-3

Lab Sample ID: 440-84472-4

Date Collected: 07/31/14 14:08

Matrix: Water

Date Received: 07/31/14 19:00

Method: 8260B - Volatile Organic Compounds (GC/MS)

Analyte	Result	Qualifier	RL		Unit	D	Prepared	Analyzed	Dil Fac
Benzene	ND		0.50		ug/L			08/02/14 02:48	1
Bromobenzene	ND		1.0		ug/L			08/02/14 02:48	1
Bromochloromethane	ND		1.0		ug/L			08/02/14 02:48	1
Bromodichloromethane	ND		1.0		ug/L			08/02/14 02:48	1
Bromoform	ND		2.0		ug/L			08/02/14 02:48	1
Bromomethane	ND		1.0		ug/L			08/02/14 02:48	1
2-Butanone (MEK)	ND		5.0		ug/L			08/02/14 02:48	1
Carbon tetrachloride	ND		0.50		ug/L			08/02/14 02:48	1
Chlorobenzene	ND		1.0		ug/L			08/02/14 02:48	1
Chloroethane	ND		1.0		ug/L			08/02/14 02:48	1
Chloroform	ND		1.0		ug/L			08/02/14 02:48	1
Chloromethane	ND		1.0		ug/L			08/02/14 02:48	1
2-Chlorotoluene	ND		1.0		ug/L			08/02/14 02:48	1
4-Chlorotoluene	ND		1.0		ug/L			08/02/14 02:48	1
cis-1,2-Dichloroethene	ND		1.0		ug/L			08/02/14 02:48	1
cis-1,3-Dichloropropene	ND		0.50		ug/L			08/02/14 02:48	1
Dibromochloromethane	ND		1.0		ug/L			08/02/14 02:48	1
1,2-Dibromo-3-Chloropropane	ND		2.0		ug/L			08/02/14 02:48	1
1,2-Dibromoethane (EDB)	ND		1.0		ug/L			08/02/14 02:48	1
Dibromomethane	ND		1.0		ug/L			08/02/14 02:48	1
1,2-Dichlorobenzene	ND		2.0		ug/L			08/02/14 02:48	1
1,3-Dichlorobenzene	ND		1.0		ug/L			08/02/14 02:48	1
1,4-Dichlorobenzene	ND		1.0		ug/L			08/02/14 02:48	1
Dichlorodifluoromethane	ND		1.0		ug/L			08/02/14 02:48	1
1,1-Dichloroethane	ND		1.0		ug/L			08/02/14 02:48	1
1,2-Dichloroethane	ND		0.50		ug/L			08/02/14 02:48	1
1,1-Dichloroethene	ND		1.0		ug/L			08/02/14 02:48	1
1,2-Dichloropropane	ND		1.0		ug/L			08/02/14 02:48	1
1,3-Dichloropropane	ND		1.0		ug/L			08/02/14 02:48	1
2,2-Dichloropropane	ND		2.0		ug/L			08/02/14 02:48	1

Client Sample ID: MW-3
Date Collected: 07/31/14 14:08
Date Received: 07/31/14 19:00

Lab Sample ID: 440-84472-4
Matrix: Water

Method: 8260B - Volatile Organic Compounds (GC/MS) (Continued)

Analyte	Result	Qualifier	RL		Unit	D	Prepared	Analyzed	Dil Fac
1,1-Dichloropropene	ND		1.0		ug/L			08/02/14 02:48	1
Ethylbenzene	ND		1.0		ug/L			08/02/14 02:48	1
Hexachlorobutadiene	ND		1.0		ug/L			08/02/14 02:48	1
Isopropylbenzene	ND		1.0		ug/L			08/02/14 02:48	1
Methylene Chloride	ND		5.0		ug/L			08/02/14 02:48	1
Methyl-t-Butyl Ether (MTBE)	ND		0.50		ug/L			08/02/14 02:48	1
m,p-Xylene	ND		2.0		ug/L			08/02/14 02:48	1
Naphthalene	ND		2.0		ug/L			08/02/14 02:48	1
n-Butylbenzene	ND		2.0		ug/L			08/02/14 02:48	1
N-Propylbenzene	ND		1.0		ug/L			08/02/14 02:48	1
o-Xylene	ND		1.0		ug/L			08/02/14 02:48	1
p-Isopropyltoluene	ND		1.0		ug/L			08/02/14 02:48	1
sec-Butylbenzene	ND		1.0		ug/L			08/02/14 02:48	1
Styrene	ND		1.0		ug/L			08/02/14 02:48	1
tert-Butylbenzene	ND		1.0		ug/L			08/02/14 02:48	1
1,1,1,2-Tetrachloroethane	ND		1.0		ug/L			08/02/14 02:48	1
1,1,2,2-Tetrachloroethane	ND		1.0		ug/L			08/02/14 02:48	1
Tetrachloroethene	ND		1.0		ug/L			08/02/14 02:48	1
Toluene	ND		1.0		ug/L			08/02/14 02:48	1
trans-1,2-Dichloroethene	ND		1.0		ug/L			08/02/14 02:48	1
trans-1,3-Dichloropropene	ND		0.50		ug/L			08/02/14 02:48	1
1,2,3-Trichlorobenzene	ND		1.0		ug/L			08/02/14 02:48	1
1,2,4-Trichlorobenzene	ND		2.0		ug/L			08/02/14 02:48	1
1,1,1-Trichloroethane	ND		1.0		ug/L			08/02/14 02:48	1
1,1,2-Trichloroethane	ND		1.0		ug/L			08/02/14 02:48	1
Trichloroethene	ND		1.0		ug/L			08/02/14 02:48	1
Trichlorofluoromethane	ND		1.0		ug/L			08/02/14 02:48	1
1,2,3-Trichloropropane	ND		1.0		ug/L			08/02/14 02:48	1
1,2,4-Trimethylbenzene	ND		1.0		ug/L			08/02/14 02:48	1
1,3,5-Trimethylbenzene	ND		1.0		ug/L			08/02/14 02:48	1
Vinyl chloride	ND		0.50		ug/L			08/02/14 02:48	1

Surrogate	*%Recovery*	*Qualifier*	*Limits*	*Prepared*	*Analyzed*	*Dil Fac*
4-Bromofluorobenzene (Surr)	*105*		*80 - 120*		*08/02/14 02:48*	*1*
Dibromofluoromethane (Surr)	*95*		*76 - 132*		*08/02/14 02:48*	*1*
Toluene-d8 (Surr)	*105*		*80 - 128*		*08/02/14 02:48*	*1*

Method: 8270C LL - Semivolatile Organic Compounds by GCMS - Low Levels

Analyte	Result	Qualifier	RL		Unit	D	Prepared	Analyzed	Dil Fac
Acenaphthene	ND		0.47		ug/L		08/01/14 16:09	08/05/14 17:15	1
Acenaphthylene	ND		0.47		ug/L		08/01/14 16:09	08/05/14 17:15	1
Aniline	ND		9.4		ug/L		08/01/14 16:09	08/05/14 17:15	1
Anthracene	ND		0.47		ug/L		08/01/14 16:09	08/05/14 17:15	1
Benzidine	ND		9.4		ug/L		08/01/14 16:09	08/05/14 17:15	1
Benzo[a]anthracene	ND		4.7		ug/L		08/01/14 16:09	08/05/14 17:15	1
Benzo[a]pyrene	ND		1.9		ug/L		08/01/14 16:09	08/05/14 17:15	1
Benzo[b]fluoranthene	ND		1.9		ug/L		08/01/14 16:09	08/05/14 17:15	1
Benzo[g,h,i]perylene	ND		4.7		ug/L		08/01/14 16:09	08/05/14 17:15	1
Benzoic acid	ND		4.7		ug/L		08/01/14 16:09	08/05/14 17:15	1
Benzo[k]fluoranthene	ND		0.47		ug/L		08/01/14 16:09	08/05/14 17:15	1

Client: ENVIRON International Corp.
Project/Site: Malibu, SMMUSD

TestAmerica Job ID: 440-84472-1

Client Sample ID: MW-3
Date Collected: 07/31/14 14:08
Date Received: 07/31/14 19:00

Lab Sample ID: 440-84472-4
Matrix: Water

Method: 8270C LL - Semivolatile Organic Compounds by GCMS - Low Levels (Continued)

Analyte	Result	Qualifier	RL		Unit	D	Prepared	Analyzed	Dil Fac
Benzyl alcohol	ND		4.7		ug/L		08/01/14 16:09	08/05/14 17:15	1
Bis(2-chloroethoxy)methane	ND		0.47		ug/L		08/01/14 16:09	08/05/14 17:15	1
Bis(2-chloroethyl)ether	ND		0.47		ug/L		08/01/14 16:09	08/05/14 17:15	1
bis (2-chloroisopropyl) ether	ND		0.47		ug/L		08/01/14 16:09	08/05/14 17:15	1
Bis(2-ethylhexyl) phthalate	ND		4.7		ug/L		08/01/14 16:09	08/05/14 17:15	1
4-Bromophenyl phenyl ether	ND		0.94		ug/L		08/01/14 16:09	08/05/14 17:15	1
Butyl benzyl phthalate	ND		4.7		ug/L		08/01/14 16:09	08/05/14 17:15	1
4-Chloroaniline	ND		1.9		ug/L		08/01/14 16:09	08/05/14 17:15	1
4-Chloro-3-methylphenol	ND		1.9		ug/L		08/01/14 16:09	08/05/14 17:15	1
2-Chloronaphthalene	ND		0.47		ug/L		08/01/14 16:09	08/05/14 17:15	1
2-Chlorophenol	ND		0.94		ug/L		08/01/14 16:09	08/05/14 17:15	1
4-Chlorophenyl phenyl ether	ND		0.47		ug/L		08/01/14 16:09	08/05/14 17:15	1
Chrysene	ND		0.47		ug/L		08/01/14 16:09	08/05/14 17:15	1
Dibenz(a,h)anthracene	ND		0.47		ug/L		08/01/14 16:09	08/05/14 17:15	1
Dibenzofuran	ND		0.47		ug/L		08/01/14 16:09	08/05/14 17:15	1
1,2-Dichlorobenzene	ND		0.47		ug/L		08/01/14 16:09	08/05/14 17:15	1
1,3-Dichlorobenzene	ND		0.47		ug/L		08/01/14 16:09	08/05/14 17:15	1
1,4-Dichlorobenzene	ND		0.47		ug/L		08/01/14 16:09	08/05/14 17:15	1
3,3'-Dichlorobenzidine	ND		4.7		ug/L		08/01/14 16:09	08/05/14 17:15	1
2,4-Dichlorophenol	ND		1.9		ug/L		08/01/14 16:09	08/05/14 17:15	1
Diethyl phthalate	ND		0.94		ug/L		08/01/14 16:09	08/05/14 17:15	1
2,4-Dimethylphenol	ND		1.9		ug/L		08/01/14 16:09	08/05/14 17:15	1
Dimethyl phthalate	ND		0.47		ug/L		08/01/14 16:09	08/05/14 17:15	1
Di-n-butyl phthalate	ND		1.9		ug/L		08/01/14 16:09	08/05/14 17:15	1
4,6-Dinitro-2-methylphenol	ND		4.7		ug/L		08/01/14 16:09	08/05/14 17:15	1
2,4-Dinitrophenol	ND		4.7		ug/L		08/01/14 16:09	08/05/14 17:15	1
2,4-Dinitrotoluene	ND		4.7		ug/L		08/01/14 16:09	08/05/14 17:15	1
2,6-Dinitrotoluene	ND		4.7		ug/L		08/01/14 16:09	08/05/14 17:15	1
Di-n-octyl phthalate	ND		4.7		ug/L		08/01/14 16:09	08/05/14 17:15	1
1,2-Diphenylhydrazine(as Azobenzene)	ND		0.94		ug/L		08/01/14 16:09	08/05/14 17:15	1
Fluoranthene	ND		0.47		ug/L		08/01/14 16:09	08/05/14 17:15	1
Fluorene	ND		0.47		ug/L		08/01/14 16:09	08/05/14 17:15	1
Hexachlorobenzene	ND		0.94		ug/L		08/01/14 16:09	08/05/14 17:15	1
Hexachlorobutadiene	ND		1.9		ug/L		08/01/14 16:09	08/05/14 17:15	1
Hexachlorocyclopentadiene	ND		4.7		ug/L		08/01/14 16:09	08/05/14 17:15	1
Hexachloroethane	ND		2.8		ug/L		08/01/14 16:09	08/05/14 17:15	1
Indeno[1,2,3-cd]pyrene	ND		1.9		ug/L		08/01/14 16:09	08/05/14 17:15	1
Isophorone	ND		0.94		ug/L		08/01/14 16:09	08/05/14 17:15	1
2-Methylnaphthalene	ND		0.94		ug/L		08/01/14 16:09	08/05/14 17:15	1
2-Methylphenol	ND		1.9		ug/L		08/01/14 16:09	08/05/14 17:15	1
3-Methylphenol + 4-Methylphenol	ND		4.7		ug/L		08/01/14 16:09	08/05/14 17:15	1
Naphthalene	ND		0.94		ug/L		08/01/14 16:09	08/05/14 17:15	1
2-Nitroaniline	ND		4.7		ug/L		08/01/14 16:09	08/05/14 17:15	1
3-Nitroaniline	ND		4.7		ug/L		08/01/14 16:09	08/05/14 17:15	1
4-Nitroaniline	ND		4.7		ug/L		08/01/14 16:09	08/05/14 17:15	1
Nitrobenzene	ND		0.94		ug/L		08/01/14 16:09	08/05/14 17:15	1
2-Nitrophenol	ND		1.9		ug/L		08/01/14 16:09	08/05/14 17:15	1
4-Nitrophenol	ND		4.7		ug/L		08/01/14 16:09	08/05/14 17:15	1
N-Nitrosodi-n-propylamine	ND		1.9		ug/L		08/01/14 16:09	08/05/14 17:15	1

Client Sample ID: MW-3
Date Collected: 07/31/14 14:08
Date Received: 07/31/14 19:00

Lab Sample ID: 440-84472-4
Matrix: Water

Method: 8270C LL - Semivolatile Organic Compounds by GCMS - Low Levels (Continued)

Analyte	Result	Qualifier	RL	Unit	D	Prepared	Analyzed	Dil Fac
N-Nitrosodiphenylamine	ND		0.94	ug/L		08/01/14 16:09	08/05/14 17:15	1
Pentachlorophenol	ND		1.9	ug/L		08/01/14 16:09	08/05/14 17:15	1
Phenanthrene	ND		0.47	ug/L		08/01/14 16:09	08/05/14 17:15	1
Phenol	ND		0.94	ug/L		08/01/14 16:09	08/05/14 17:15	1
Pyrene	ND		0.47	ug/L		08/01/14 16:09	08/05/14 17:15	1
1,2,4-Trichlorobenzene	ND		0.94	ug/L		08/01/14 16:09	08/05/14 17:15	1
2,4,5-Trichlorophenol	ND		1.9	ug/L		08/01/14 16:09	08/05/14 17:15	1
2,4,6-Trichlorophenol	ND		0.94	ug/L		08/01/14 16:09	08/05/14 17:15	1

Surrogate	*%Recovery*	*Qualifier*	*Limits*	*Prepared*	*Analyzed*	*Dil Fac*
2-Fluorobiphenyl	*70*		*50 - 120*	*08/01/14 16:09*	*08/05/14 17:15*	*1*
2-Fluorophenol (Surr)	*59*		*30 - 120*	*08/01/14 16:09*	*08/05/14 17:15*	*1*
Nitrobenzene-d5 (Surr)	*62*		*45 - 120*	*08/01/14 16:09*	*08/05/14 17:15*	*1*
Phenol-d6 (Surr)	*64*		*35 - 120*	*08/01/14 16:09*	*08/05/14 17:15*	*1*
Terphenyl-d14 (Surr)	*90*		*37 - 144*	*08/01/14 16:09*	*08/05/14 17:15*	*1*
2,4,6-Tribromophenol (Surr)	*73*		*40 - 120*	*08/01/14 16:09*	*08/05/14 17:15*	*1*

Method: 8015B - Gasoline Range Organics - (GC)

Analyte	Result	Qualifier	RL	Unit	D	Prepared	Analyzed	Dil Fac
GRO (C4-C12)	ND		50	ug/L			08/06/14 00:28	1

Surrogate	*%Recovery*	*Qualifier*	*Limits*	*Prepared*	*Analyzed*	*Dil Fac*
4-Bromofluorobenzene (Surr)	*95*		*65 - 140*		*08/06/14 00:28*	*1*

Method: 8015B - Diesel Range Organics (DRO) (GC)

Analyte	Result	Qualifier	RL	Unit	D	Prepared	Analyzed	Dil Fac
DRO (C13-C22)	ND		0.47	mg/L		08/01/14 13:26	08/04/14 13:31	1
ORO (C23-C40)	ND		0.47	mg/L		08/01/14 13:26	08/04/14 13:31	1

Surrogate	*%Recovery*	*Qualifier*	*Limits*	*Prepared*	*Analyzed*	*Dil Fac*
n-Octacosane	*80*		*45 - 120*	*08/01/14 13:26*	*08/04/14 13:31*	*1*

Method: 6010B - Metals (ICP) - Dissolved

Analyte	Result	Qualifier	RL	Unit	D	Prepared	Analyzed	Dil Fac
Antimony	ND		0.010	mg/L		08/05/14 10:52	08/05/14 19:49	1
Arsenic	ND		0.010	mg/L		08/05/14 10:52	08/05/14 19:49	1
Barium	**0.027**		0.010	mg/L		08/05/14 10:52	08/05/14 19:49	1
Beryllium	ND		0.0020	mg/L		08/05/14 10:52	08/05/14 19:49	1
Cadmium	ND		0.0050	mg/L		08/05/14 10:52	08/05/14 19:49	1
Chromium	**0.0052**		0.0050	mg/L		08/05/14 10:52	08/05/14 19:49	1
Cobalt	ND		0.010	mg/L		08/05/14 10:52	08/05/14 19:49	1
Copper	ND		0.010	mg/L		08/05/14 10:52	08/05/14 19:49	1
Lead	ND		0.0050	mg/L		08/05/14 10:52	08/05/14 19:49	1
Molybdenum	ND		0.020	mg/L		08/05/14 10:52	08/05/14 19:49	1
Nickel	ND		0.010	mg/L		08/05/14 10:52	08/05/14 19:49	1
Selenium	**0.023**		0.010	mg/L		08/05/14 10:52	08/05/14 19:49	1
Silver	ND		0.010	mg/L		08/05/14 10:52	08/05/14 19:49	1
Thallium	ND		0.010	mg/L		08/05/14 10:52	08/05/14 19:49	1
Vanadium	**0.011**		0.010	mg/L		08/05/14 10:52	08/05/14 19:49	1
Zinc	ND		0.020	mg/L		08/05/14 10:52	08/05/14 19:49	1

Client: ENVIRON International Corp.
Project/Site: Malibu, SMMUSD

TestAmerica Job ID: 440-84472-1

Client Sample ID: MW-3

Lab Sample ID: 440-84472-4

Date Collected: 07/31/14 14:08

Matrix: Water

Date Received: 07/31/14 19:00

Method: 7470A - Mercury (CVAA) - Dissolved

Analyte	Result	Qualifier	RL		Unit	D	Prepared	Analyzed	Dil Fac
Mercury	ND		0.00020		mg/L		08/07/14 09:04	08/07/14 15:29	1

Client Sample ID: TB-073114

Lab Sample ID: 440-84472-5

Date Collected: 07/31/14 07:00

Matrix: Water

Date Received: 07/31/14 19:00

Method: 8260B - Volatile Organic Compounds (GC/MS)

Analyte	Result	Qualifier	RL		Unit	D	Prepared	Analyzed	Dil Fac
Benzene	ND		0.50		ug/L			08/02/14 03:47	1
Bromobenzene	ND		1.0		ug/L			08/02/14 03:47	1
Bromochloromethane	ND		1.0		ug/L			08/02/14 03:47	1
Bromodichloromethane	ND		1.0		ug/L			08/02/14 03:47	1
Bromoform	ND		2.0		ug/L			08/02/14 03:47	1
Bromomethane	ND		1.0		ug/L			08/02/14 03:47	1
2-Butanone (MEK)	ND		5.0		ug/L			08/02/14 03:47	1
Carbon tetrachloride	ND		0.50		ug/L			08/02/14 03:47	1
Chlorobenzene	ND		1.0		ug/L			08/02/14 03:47	1
Chloroethane	ND		1.0		ug/L			08/02/14 03:47	1
Chloroform	ND		1.0		ug/L			08/02/14 03:47	1
Chloromethane	ND		1.0		ug/L			08/02/14 03:47	1
2-Chlorotoluene	ND		1.0		ug/L			08/02/14 03:47	1
4-Chlorotoluene	ND		1.0		ug/L			08/02/14 03:47	1
cis-1,2-Dichloroethene	ND		1.0		ug/L			08/02/14 03:47	1
cis-1,3-Dichloropropene	ND		0.50		ug/L			08/02/14 03:47	1
Dibromochloromethane	ND		1.0		ug/L			08/02/14 03:47	1
1,2-Dibromo-3-Chloropropane	ND		2.0		ug/L			08/02/14 03:47	1
1,2-Dibromoethane (EDB)	ND		1.0		ug/L			08/02/14 03:47	1
Dibromomethane	ND		1.0		ug/L			08/02/14 03:47	1
1,2-Dichlorobenzene	ND		2.0		ug/L			08/02/14 03:47	1
1,3-Dichlorobenzene	ND		1.0		ug/L			08/02/14 03:47	1
1,4-Dichlorobenzene	ND		1.0		ug/L			08/02/14 03:47	1
Dichlorodifluoromethane	ND		1.0		ug/L			08/02/14 03:47	1
1,1-Dichloroethane	ND		1.0		ug/L			08/02/14 03:47	1
1,2-Dichloroethane	ND		0.50		ug/L			08/02/14 03:47	1
1,1-Dichloroethene	ND		1.0		ug/L			08/02/14 03:47	1
1,2-Dichloropropane	ND		1.0		ug/L			08/02/14 03:47	1
1,3-Dichloropropane	ND		1.0		ug/L			08/02/14 03:47	1
2,2-Dichloropropane	ND		2.0		ug/L			08/02/14 03:47	1
1,1-Dichloropropene	ND		1.0		ug/L			08/02/14 03:47	1
Ethylbenzene	ND		1.0		ug/L			08/02/14 03:47	1
Hexachlorobutadiene	ND		1.0		ug/L			08/02/14 03:47	1
Isopropylbenzene	ND		1.0		ug/L			08/02/14 03:47	1
Methylene Chloride	ND		5.0		ug/L			08/02/14 03:47	1
Methyl-t-Butyl Ether (MTBE)	ND		0.50		ug/L			08/02/14 03:47	1
m,p-Xylene	ND		2.0		ug/L			08/02/14 03:47	1
Naphthalene	ND		2.0		ug/L			08/02/14 03:47	1
n-Butylbenzene	ND		2.0		ug/L			08/02/14 03:47	1
N-Propylbenzene	ND		1.0		ug/L			08/02/14 03:47	1
o-Xylene	ND		1.0		ug/L			08/02/14 03:47	1
p-Isopropyltoluene	ND		1.0		ug/L			08/02/14 03:47	1

Client: ENVIRON International Corp.
Project/Site: Malibu, SMMUSD

TestAmerica Job ID: 440-84472-1

Client Sample ID: TB-073114
Date Collected: 07/31/14 07:00
Date Received: 07/31/14 19:00

Lab Sample ID: 440-84472-5
Matrix: Water

Method: 8260B - Volatile Organic Compounds (GC/MS) (Continued)

Analyte	Result	Qualifier	RL		Unit	D	Prepared	Analyzed	Dil Fac
sec-Butylbenzene	ND		1.0		ug/L			08/02/14 03:47	1
Styrene	ND		1.0		ug/L			08/02/14 03:47	1
tert-Butylbenzene	ND		1.0		ug/L			08/02/14 03:47	1
1,1,1,2-Tetrachloroethane	ND		1.0		ug/L			08/02/14 03:47	1
1,1,2,2-Tetrachloroethane	ND		1.0		ug/L			08/02/14 03:47	1
Tetrachloroethene	ND		1.0		ug/L			08/02/14 03:47	1
Toluene	ND		1.0		ug/L			08/02/14 03:47	1
trans-1,2-Dichloroethene	ND		1.0		ug/L			08/02/14 03:47	1
trans-1,3-Dichloropropene	ND		0.50		ug/L			08/02/14 03:47	1
1,2,3-Trichlorobenzene	ND		1.0		ug/L			08/02/14 03:47	1
1,2,4-Trichlorobenzene	ND		2.0		ug/L			08/02/14 03:47	1
1,1,1-Trichloroethane	ND		1.0		ug/L			08/02/14 03:47	1
1,1,2-Trichloroethane	ND		1.0		ug/L			08/02/14 03:47	1
Trichloroethene	ND		1.0		ug/L			08/02/14 03:47	1
Trichlorofluoromethane	ND		1.0		ug/L			08/02/14 03:47	1
1,2,3-Trichloropropane	ND		1.0		ug/L			08/02/14 03:47	1
1,2,4-Trimethylbenzene	ND		1.0		ug/L			08/02/14 03:47	1
1,3,5-Trimethylbenzene	ND		1.0		ug/L			08/02/14 03:47	1
Vinyl chloride	ND		0.50		ug/L			08/02/14 03:47	1

Surrogate	*%Recovery*	*Qualifier*	*Limits*	*Prepared*	*Analyzed*	*Dil Fac*
4-Bromofluorobenzene (Surr)	*105*		*80 - 120*		*08/02/14 03:47*	*1*
Dibromofluoromethane (Surr)	*103*		*76 - 132*		*08/02/14 03:47*	*1*
Toluene-d8 (Surr)	*106*		*80 - 128*		*08/02/14 03:47*	*1*

Method Summary

Client: ENVIRON International Corp.
Project/Site: Malibu, SMMUSD

TestAmerica Job ID: 440-84472-1

Method	Method Description	Protocol	Laboratory
8260B	Volatile Organic Compounds (GC/MS)	SW846	TAL IRV
8270C LL	Semivolatile Organic Compounds by GCMS - Low Levels	SW846	TAL IRV
8015B	Gasoline Range Organics - (GC)	SW846	TAL IRV
8015B	Diesel Range Organics (DRO) (GC)	SW846	TAL IRV
6010B	Metals (ICP)	SW846	TAL IRV
7470A	Mercury (CVAA)	SW846	TAL IRV

Protocol References:

SW846 = "Test Methods For Evaluating Solid Waste, Physical/Chemical Methods", Third Edition, November 1986 And Its Updates.

Laboratory References:

TAL IRV = TestAmerica Irvine, 17461 Derian Ave, Suite 100, Irvine, CA 92614-5817, TEL (949)261-1022

Client Sample ID: MW-10

Lab Sample ID: 440-84472-1

Date Collected: 07/31/14 10:26

Matrix: Water

Date Received: 07/31/14 19:00

Prep Type	Batch Type	Batch Method	Run	Dil Factor	Initial Amount	Final Amount	Batch Number	Prepared or Analyzed	Analyst	Lab
Total/NA	Analysis	8260B		1	10 mL	10 mL	197494	08/02/14 01:49	AT	TAL IRV
Total/NA	Prep	3520C			1050 mL	2 mL	197487	08/01/14 16:09	HS	TAL IRV
Total/NA	Analysis	8270C LL		1	1050 mL	2 mL	197943	08/05/14 15:55	DF	TAL IRV
Total/NA	Analysis	8015B		1	10 mL	10 mL	197554	08/02/14 23:03	IM	TAL IRV
Total/NA	Prep	3510C			1050 mL	1 mL	197439	08/01/14 13:26	LBP	TAL IRV
Total/NA	Analysis	8015B		1	1050 mL	1 mL	197668	08/04/14 11:30	CN	TAL IRV
Dissolved	Prep	3005A			25 mL	25 mL	197896	08/05/14 10:52	ND	TAL IRV
Dissolved	Analysis	6010B		1	25 mL	25 mL	198083	08/05/14 19:41	DP	TAL IRV
Dissolved	Prep	7470A			20 mL	20 mL	198367	08/07/14 09:04	JS1	TAL IRV
Dissolved	Analysis	7470A		1	20 mL	20 mL	198665	08/07/14 15:16	DB	TAL IRV

Client Sample ID: MW-11

Lab Sample ID: 440-84472-2

Date Collected: 07/31/14 12:44

Matrix: Water

Date Received: 07/31/14 19:00

Prep Type	Batch Type	Batch Method	Run	Dil Factor	Initial Amount	Final Amount	Batch Number	Prepared or Analyzed	Analyst	Lab
Total/NA	Analysis	8260B		1	10 mL	10 mL	197494	08/02/14 02:18	AT	TAL IRV
Total/NA	Prep	3520C			1055 mL	2 mL	197487	08/01/14 16:09	HS	TAL IRV
Total/NA	Analysis	8270C LL		1	1055 mL	2 mL	197943	08/05/14 16:22	DF	TAL IRV
Total/NA	Analysis	8015B		1	10 mL	10 mL	197554	08/02/14 23:29	IM	TAL IRV
Total/NA	Prep	3510C			1050 mL	1 mL	197439	08/01/14 13:26	LBP	TAL IRV
Total/NA	Analysis	8015B		1	1050 mL	1 mL	197668	08/04/14 11:50	CN	TAL IRV
Dissolved	Prep	3005A			25 mL	25 mL	197896	08/05/14 10:52	ND	TAL IRV
Dissolved	Analysis	6010B		1	25 mL	25 mL	198083	08/05/14 19:44	DP	TAL IRV
Dissolved	Prep	7470A			20 mL	20 mL	198367	08/07/14 09:04	JS1	TAL IRV
Dissolved	Analysis	7470A		1	20 mL	20 mL	198665	08/07/14 15:24	DB	TAL IRV

Client Sample ID: EB-073114

Lab Sample ID: 440-84472-3

Date Collected: 07/31/14 13:20

Matrix: Water

Date Received: 07/31/14 19:00

Prep Type	Batch Type	Batch Method	Run	Dil Factor	Initial Amount	Final Amount	Batch Number	Prepared or Analyzed	Analyst	Lab
Total/NA	Analysis	8260B		1	10 mL	10 mL	197494	08/02/14 03:17	AT	TAL IRV
Total/NA	Prep	3520C			1045 mL	2 mL	197487	08/01/14 16:09	HS	TAL IRV
Total/NA	Analysis	8270C LL		1	1045 mL	2 mL	197943	08/05/14 16:49	DF	TAL IRV
Total/NA	Analysis	8015B		1	10 mL	10 mL	197974	08/05/14 22:34	IM	TAL IRV
Total/NA	Prep	3510C			1050 mL	1 mL	197439	08/01/14 13:26	LBP	TAL IRV
Total/NA	Analysis	8015B		1	1050 mL	1 mL	197668	08/04/14 12:10	CN	TAL IRV
Dissolved	Prep	3005A			25 mL	25 mL	197896	08/05/14 10:52	ND	TAL IRV
Dissolved	Analysis	6010B		1	25 mL	25 mL	198083	08/05/14 19:46	DP	TAL IRV
Dissolved	Prep	7470A			20 mL	20 mL	198367	08/07/14 09:04	JS1	TAL IRV
Dissolved	Analysis	7470A		1	20 mL	20 mL	198665	08/07/14 15:26	DB	TAL IRV

Lab Chronicle

Client: ENVIRON International Corp.
Project/Site: Malibu, SMMUSD

TestAmerica Job ID: 440-84472-1

Client Sample ID: MW-3

Lab Sample ID: 440-84472-4

Date Collected: 07/31/14 14:08

Matrix: Water

Date Received: 07/31/14 19:00

Prep Type	Batch Type	Batch Method	Run	Dil Factor	Initial Amount	Final Amount	Batch Number	Prepared or Analyzed	Analyst	Lab
Total/NA	Analysis	8260B		1	10 mL	10 mL	197494	08/02/14 02:48	AT	TAL IRV
Total/NA	Prep	3520C			1060 mL	2 mL	197487	08/01/14 16:09	HS	TAL IRV
Total/NA	Analysis	8270C LL		1	1060 mL	2 mL	197943	08/05/14 17:15	DF	TAL IRV
Total/NA	Analysis	8015B		1	10 mL	10 mL	197974	08/06/14 00:28	IM	TAL IRV
Total/NA	Prep	3510C			1055 mL	1 mL	197439	08/01/14 13:26	LBP	TAL IRV
Total/NA	Analysis	8015B		1	1055 mL	1 mL	197668	08/04/14 13:31	CN	TAL IRV
Dissolved	Prep	3005A			25 mL	25 mL	197896	08/05/14 10:52	ND	TAL IRV
Dissolved	Analysis	6010B		1	25 mL	25 mL	198083	08/05/14 19:49	DP	TAL IRV
Dissolved	Prep	7470A			20 mL	20 mL	198367	08/07/14 09:04	JS1	TAL IRV
Dissolved	Analysis	7470A		1	20 mL	20 mL	198665	08/07/14 15:29	DB	TAL IRV

Client Sample ID: TB-073114

Lab Sample ID: 440-84472-5

Date Collected: 07/31/14 07:00

Matrix: Water

Date Received: 07/31/14 19:00

Prep Type	Batch Type	Batch Method	Run	Dil Factor	Initial Amount	Final Amount	Batch Number	Prepared or Analyzed	Analyst	Lab
Total/NA	Analysis	8260B		1	10 mL	10 mL	197494	08/02/14 03:47	AT	TAL IRV

Laboratory References:

TAL IRV = TestAmerica Irvine, 17461 Derian Ave, Suite 100, Irvine, CA 92614-5817, TEL (949)261-1022

Method: 8260B - Volatile Organic Compounds (GC/MS)

Lab Sample ID: MB 440-197494/4
Matrix: Water
Analysis Batch: 197494

Client Sample ID: Method Blank
Prep Type: Total/NA

Analyte	MB Result	MB Qualifier	RL		Unit	D	Prepared	Analyzed	Dil Fac
Benzene	ND		0.50		ug/L			08/01/14 18:57	1
Bromobenzene	ND		1.0		ug/L			08/01/14 18:57	1
Bromochloromethane	ND		1.0		ug/L			08/01/14 18:57	1
Bromodichloromethane	ND		1.0		ug/L			08/01/14 18:57	1
Bromoform	ND		2.0		ug/L			08/01/14 18:57	1
Bromomethane	ND		1.0		ug/L			08/01/14 18:57	1
2-Butanone (MEK)	ND		5.0		ug/L			08/01/14 18:57	1
Carbon tetrachloride	ND		0.50		ug/L			08/01/14 18:57	1
Chlorobenzene	ND		1.0		ug/L			08/01/14 18:57	1
Chloroethane	ND		1.0		ug/L			08/01/14 18:57	1
Chloroform	ND		1.0		ug/L			08/01/14 18:57	1
Chloromethane	ND		1.0		ug/L			08/01/14 18:57	1
2-Chlorotoluene	ND		1.0		ug/L			08/01/14 18:57	1
4-Chlorotoluene	ND		1.0		ug/L			08/01/14 18:57	1
cis-1,2-Dichloroethene	ND		1.0		ug/L			08/01/14 18:57	1
cis-1,3-Dichloropropene	ND		0.50		ug/L			08/01/14 18:57	1
Dibromochloromethane	ND		1.0		ug/L			08/01/14 18:57	1
1,2-Dibromo-3-Chloropropane	ND		2.0		ug/L			08/01/14 18:57	1
1,2-Dibromoethane (EDB)	ND		1.0		ug/L			08/01/14 18:57	1
Dibromomethane	ND		1.0		ug/L			08/01/14 18:57	1
1,2-Dichlorobenzene	ND		2.0		ug/L			08/01/14 18:57	1
1,3-Dichlorobenzene	ND		1.0		ug/L			08/01/14 18:57	1
1,4-Dichlorobenzene	ND		1.0		ug/L			08/01/14 18:57	1
Dichlorodifluoromethane	ND		1.0		ug/L			08/01/14 18:57	1
1,1-Dichloroethane	ND		1.0		ug/L			08/01/14 18:57	1
1,2-Dichloroethane	ND		0.50		ug/L			08/01/14 18:57	1
1,1-Dichloroethene	ND		1.0		ug/L			08/01/14 18:57	1
1,2-Dichloropropane	ND		1.0		ug/L			08/01/14 18:57	1
1,3-Dichloropropane	ND		1.0		ug/L			08/01/14 18:57	1
2,2-Dichloropropane	ND		2.0		ug/L			08/01/14 18:57	1
1,1-Dichloropropene	ND		1.0		ug/L			08/01/14 18:57	1
Ethylbenzene	ND		1.0		ug/L			08/01/14 18:57	1
Hexachlorobutadiene	ND		1.0		ug/L			08/01/14 18:57	1
Isopropylbenzene	ND		1.0		ug/L			08/01/14 18:57	1
Methylene Chloride	ND		5.0		ug/L			08/01/14 18:57	1
Methyl-t-Butyl Ether (MTBE)	ND		0.50		ug/L			08/01/14 18:57	1
m,p-Xylene	ND		2.0		ug/L			08/01/14 18:57	1
Naphthalene	ND		2.0		ug/L			08/01/14 18:57	1
n-Butylbenzene	ND		2.0		ug/L			08/01/14 18:57	1
N-Propylbenzene	ND		1.0		ug/L			08/01/14 18:57	1
o-Xylene	ND		1.0		ug/L			08/01/14 18:57	1
p-Isopropyltoluene	ND		1.0		ug/L			08/01/14 18:57	1
sec-Butylbenzene	ND		1.0		ug/L			08/01/14 18:57	1
Styrene	ND		1.0		ug/L			08/01/14 18:57	1
tert-Butylbenzene	ND		1.0		ug/L			08/01/14 18:57	1
1,1,1,2-Tetrachloroethane	ND		1.0		ug/L			08/01/14 18:57	1
1,1,2,2-Tetrachloroethane	ND		1.0		ug/L			08/01/14 18:57	1
Tetrachloroethene	ND		1.0		ug/L			08/01/14 18:57	1

Method: 8260B - Volatile Organic Compounds (GC/MS) (Continued)

Lab Sample ID: MB 440-197494/4
Matrix: Water
Analysis Batch: 197494

Client Sample ID: Method Blank
Prep Type: Total/NA

Analyte	MB Result	MB Qualifier	RL		Unit	D	Prepared	Analyzed	Dil Fac
Toluene	ND		1.0		ug/L			08/01/14 18:57	1
trans-1,2-Dichloroethene	ND		1.0		ug/L			08/01/14 18:57	1
trans-1,3-Dichloropropene	ND		0.50		ug/L			08/01/14 18:57	1
1,2,3-Trichlorobenzene	ND		1.0		ug/L			08/01/14 18:57	1
1,2,4-Trichlorobenzene	ND		2.0		ug/L			08/01/14 18:57	1
1,1,1-Trichloroethane	ND		1.0		ug/L			08/01/14 18:57	1
1,1,2-Trichloroethane	ND		1.0		ug/L			08/01/14 18:57	1
Trichloroethene	ND		1.0		ug/L			08/01/14 18:57	1
Trichlorofluoromethane	ND		1.0		ug/L			08/01/14 18:57	1
1,2,3-Trichloropropane	ND		1.0		ug/L			08/01/14 18:57	1
1,2,4-Trimethylbenzene	ND		1.0		ug/L			08/01/14 18:57	1
1,3,5-Trimethylbenzene	ND		1.0		ug/L			08/01/14 18:57	1
Vinyl chloride	ND		0.50		ug/L			08/01/14 18:57	1

Surrogate	*MB %Recovery*	*MB Qualifier*	*Limits*	*Prepared*	*Analyzed*	*Dil Fac*
4-Bromofluorobenzene (Surr)	*104*		*80 - 120*		*08/01/14 18:57*	*1*
Dibromofluoromethane (Surr)	*89*		*76 - 132*		*08/01/14 18:57*	*1*
Toluene-d8 (Surr)	*104*		*80 - 128*		*08/01/14 18:57*	*1*

Lab Sample ID: LCS 440-197494/5
Matrix: Water
Analysis Batch: 197494

Client Sample ID: Lab Control Sample
Prep Type: Total/NA

Analyte	Spike Added	LCS Result	LCS Qualifier	Unit	D	%Rec	%Rec. Limits
Benzene	25.0	25.8		ug/L		103	68 - 130
Bromobenzene	25.0	26.9		ug/L		107	70 - 130
Bromochloromethane	25.0	24.8		ug/L		99	70 - 130
Bromodichloromethane	25.0	26.7		ug/L		107	70 - 132
Bromoform	25.0	29.5		ug/L		118	60 - 148
Bromomethane	25.0	25.7		ug/L		103	64 - 139
2-Butanone (MEK)	25.0	21.4		ug/L		86	44 - 150
Carbon tetrachloride	25.0	28.4		ug/L		114	60 - 150
Chlorobenzene	25.0	26.8		ug/L		107	70 - 130
Chloroethane	25.0	26.9		ug/L		108	64 - 135
Chloroform	25.0	23.8		ug/L		95	70 - 130
Chloromethane	25.0	25.7		ug/L		103	47 - 140
2-Chlorotoluene	25.0	26.4		ug/L		106	70 - 130
4-Chlorotoluene	25.0	27.7		ug/L		111	70 - 130
cis-1,2-Dichloroethene	25.0	26.2		ug/L		105	70 - 133
cis-1,3-Dichloropropene	25.0	27.2		ug/L		109	70 - 133
Dibromochloromethane	25.0	28.1		ug/L		112	69 - 145
1,2-Dibromo-3-Chloropropane	25.0	25.6		ug/L		103	52 - 140
1,2-Dibromoethane (EDB)	25.0	27.6		ug/L		110	70 - 130
Dibromomethane	25.0	25.2		ug/L		101	70 - 130
1,2-Dichlorobenzene	25.0	27.3		ug/L		109	70 - 130
1,3-Dichlorobenzene	25.0	26.5		ug/L		106	70 - 130
1,4-Dichlorobenzene	25.0	25.9		ug/L		104	70 - 130
Dichlorodifluoromethane	25.0	24.0		ug/L		96	29 - 150

Method: 8260B - Volatile Organic Compounds (GC/MS) (Continued)

Lab Sample ID: LCS 440-197494/5
Matrix: Water
Analysis Batch: 197494

Client Sample ID: Lab Control Sample
Prep Type: Total/NA

Analyte	Spike Added	LCS Result	LCS Qualifier	Unit	D	%Rec	%Rec. Limits
1,1-Dichloroethane	25.0	24.4		ug/L		97	64 - 130
1,2-Dichloroethane	25.0	24.1		ug/L		96	57 - 138
1,1-Dichloroethene	25.0	27.1		ug/L		108	70 - 130
1,2-Dichloropropane	25.0	26.0		ug/L		104	67 - 130
1,3-Dichloropropane	25.0	26.2		ug/L		105	70 - 130
2,2-Dichloropropane	25.0	27.8		ug/L		111	68 - 141
1,1-Dichloropropene	25.0	27.7		ug/L		111	70 - 130
Ethylbenzene	25.0	28.8		ug/L		115	70 - 130
Hexachlorobutadiene	25.0	30.1		ug/L		120	10 - 150
Isopropylbenzene	25.0	28.0		ug/L		112	70 - 136
Methylene Chloride	25.0	27.0		ug/L		108	52 - 130
Methyl-t-Butyl Ether (MTBE)	25.0	23.6		ug/L		94	63 - 131
m,p-Xylene	50.0	56.0		ug/L		112	70 - 130
Naphthalene	25.0	27.0		ug/L		108	60 - 140
n-Butylbenzene	25.0	29.5		ug/L		118	65 - 150
N-Propylbenzene	25.0	29.2		ug/L		117	67 - 139
o-Xylene	25.0	28.1		ug/L		112	70 - 130
p-Isopropyltoluene	25.0	29.3		ug/L		117	70 - 132
sec-Butylbenzene	25.0	29.9		ug/L		120	70 - 138
Styrene	25.0	28.8		ug/L		115	70 - 134
tert-Butylbenzene	25.0	28.5		ug/L		114	70 - 130
1,1,1,2-Tetrachloroethane	25.0	30.1		ug/L		120	60 - 141
1,1,2,2-Tetrachloroethane	25.0	26.3		ug/L		105	63 - 130
Tetrachloroethene	25.0	29.5		ug/L		118	70 - 130
Toluene	25.0	26.0		ug/L		104	70 - 130
trans-1,2-Dichloroethene	25.0	26.4		ug/L		106	70 - 130
trans-1,3-Dichloropropene	25.0	28.2		ug/L		113	70 - 132
1,2,3-Trichlorobenzene	25.0	26.4		ug/L		106	60 - 140
1,2,4-Trichlorobenzene	25.0	27.2		ug/L		109	60 - 140
1,1,1-Trichloroethane	25.0	27.1		ug/L		108	70 - 130
1,1,2-Trichloroethane	25.0	25.1		ug/L		100	70 - 130
Trichloroethene	25.0	27.5		ug/L		110	70 - 130
Trichlorofluoromethane	25.0	30.7		ug/L		123	60 - 150
1,2,3-Trichloropropane	25.0	26.0		ug/L		104	63 - 130
1,2,4-Trimethylbenzene	25.0	28.7		ug/L		115	70 - 135
1,3,5-Trimethylbenzene	25.0	28.7		ug/L		115	70 - 136
Vinyl chloride	25.0	26.0		ug/L		104	59 - 133

Surrogate	*LCS %Recovery*	*LCS Qualifier*	*Limits*
4-Bromofluorobenzene (Surr)	*106*		*80 - 120*
Dibromofluoromethane (Surr)	*90*		*76 - 132*
Toluene-d8 (Surr)	*104*		*80 - 128*

Method: 8260B - Volatile Organic Compounds (GC/MS) (Continued)

Lab Sample ID: 440-84444-B-6 MS
Matrix: Water
Analysis Batch: 197494

Client Sample ID: Matrix Spike
Prep Type: Total/NA

Analyte	Sample Result	Sample Qualifier	Spike Added	MS Result	MS Qualifier	Unit	D	%Rec	%Rec. Limits
Benzene	ND		25.0	26.0		ug/L		104	66 - 130
Bromobenzene	ND		25.0	27.6		ug/L		110	70 - 130
Bromochloromethane	ND		25.0	25.2		ug/L		101	70 - 130
Bromodichloromethane	ND		25.0	27.6		ug/L		111	70 - 138
Bromoform	ND		25.0	30.1		ug/L		120	59 - 150
Bromomethane	ND		25.0	25.7		ug/L		103	62 - 131
2-Butanone (MEK)	ND		25.0	24.3		ug/L		97	48 - 140
Carbon tetrachloride	ND		25.0	29.1		ug/L		116	60 - 150
Chlorobenzene	ND		25.0	28.4		ug/L		114	70 - 130
Chloroethane	ND		25.0	27.1		ug/L		108	68 - 130
Chloroform	ND		25.0	24.0		ug/L		96	70 - 130
Chloromethane	ND		25.0	26.7		ug/L		107	39 - 144
2-Chlorotoluene	ND		25.0	26.6		ug/L		106	70 - 130
4-Chlorotoluene	ND		25.0	27.9		ug/L		112	70 - 130
cis-1,2-Dichloroethene	ND		25.0	26.9		ug/L		107	70 - 130
cis-1,3-Dichloropropene	ND		25.0	28.0		ug/L		112	70 - 133
Dibromochloromethane	ND		25.0	28.5		ug/L		114	70 - 148
1,2-Dibromo-3-Chloropropane	ND		25.0	27.1		ug/L		108	48 - 140
1,2-Dibromoethane (EDB)	ND		25.0	28.1		ug/L		112	70 - 131
Dibromomethane	ND		25.0	26.0		ug/L		104	70 - 130
1,2-Dichlorobenzene	ND		25.0	27.7		ug/L		111	70 - 130
1,3-Dichlorobenzene	ND		25.0	26.7		ug/L		107	70 - 130
1,4-Dichlorobenzene	ND		25.0	26.4		ug/L		106	70 - 130
Dichlorodifluoromethane	ND		25.0	23.9		ug/L		96	25 - 142
1,1-Dichloroethane	1.1		25.0	26.0		ug/L		100	65 - 130
1,2-Dichloroethane	ND		25.0	25.2		ug/L		101	56 - 146
1,1-Dichloroethene	2.3		25.0	29.7		ug/L		110	70 - 130
1,2-Dichloropropane	ND		25.0	26.2		ug/L		105	69 - 130
1,3-Dichloropropane	ND		25.0	26.0		ug/L		104	70 - 130
2,2-Dichloropropane	ND		25.0	28.7		ug/L		115	69 - 138
1,1-Dichloropropene	ND		25.0	28.0		ug/L		112	64 - 130
Ethylbenzene	7.9		25.0	34.3		ug/L		106	70 - 130
Hexachlorobutadiene	ND		25.0	30.2		ug/L		121	10 - 150
Isopropylbenzene	6.6		25.0	33.7		ug/L		108	70 - 132
Methylene Chloride	ND		25.0	26.9		ug/L		108	52 - 130
Methyl-t-Butyl Ether (MTBE)	ND		25.0	25.4		ug/L		102	70 - 130
m,p-Xylene	7.1		50.0	60.4		ug/L		107	70 - 133
Naphthalene	ND		25.0	28.7		ug/L		115	60 - 140
n-Butylbenzene	ND		25.0	29.4		ug/L		118	61 - 149
N-Propylbenzene	ND		25.0	29.6		ug/L		117	66 - 135
o-Xylene	ND		25.0	27.5		ug/L		110	70 - 133
p-Isopropyltoluene	ND		25.0	29.1		ug/L		116	70 - 130
sec-Butylbenzene	ND		25.0	29.3		ug/L		117	67 - 134
Styrene	ND		25.0	28.4		ug/L		114	29 - 150
tert-Butylbenzene	ND		25.0	28.4		ug/L		113	70 - 130
1,1,1,2-Tetrachloroethane	ND		25.0	29.4		ug/L		118	60 - 149
1,1,2,2-Tetrachloroethane	ND		25.0	27.6		ug/L		110	63 - 130
Tetrachloroethene	7.7		25.0	35.9		ug/L		113	70 - 137

Method: 8260B - Volatile Organic Compounds (GC/MS) (Continued)

Lab Sample ID: 440-84444-B-6 MS
Matrix: Water
Analysis Batch: 197494

Client Sample ID: Matrix Spike
Prep Type: Total/NA

Analyte	Sample Result	Sample Qualifier	Spike Added	MS Result	MS Qualifier	Unit	D	%Rec	%Rec. Limits
Toluene	ND		25.0	26.3		ug/L		105	70 - 130
trans-1,2-Dichloroethene	ND		25.0	26.8		ug/L		107	70 - 130
trans-1,3-Dichloropropene	ND		25.0	30.1		ug/L		120	70 - 138
1,2,3-Trichlorobenzene	ND		25.0	27.6		ug/L		110	60 - 140
1,2,4-Trichlorobenzene	ND		25.0	28.3		ug/L		113	60 - 140
1,1,1-Trichloroethane	ND		25.0	27.6		ug/L		111	70 - 130
1,1,2-Trichloroethane	ND		25.0	26.2		ug/L		105	70 - 130
Trichloroethene	6.8		25.0	33.8		ug/L		108	70 - 130
Trichlorofluoromethane	ND		25.0	31.4		ug/L		126	60 - 150
1,2,3-Trichloropropane	ND		25.0	27.1		ug/L		108	60 - 130
1,2,4-Trimethylbenzene	ND		25.0	28.9		ug/L		114	70 - 130
1,3,5-Trimethylbenzene	ND		25.0	29.2		ug/L		114	70 - 130
Vinyl chloride	ND		25.0	26.1		ug/L		104	50 - 137

Surrogate	*MS %Recovery*	*MS Qualifier*	*Limits*
4-Bromofluorobenzene (Surr)	*105*		*80 - 120*
Dibromofluoromethane (Surr)	*94*		*76 - 132*
Toluene-d8 (Surr)	*104*		*80 - 128*

Lab Sample ID: 440-84444-B-6 MSD
Matrix: Water
Analysis Batch: 197494

Client Sample ID: Matrix Spike Duplicate
Prep Type: Total/NA

Analyte	Sample Result	Sample Qualifier	Spike Added	MSD Result	MSD Qualifier	Unit	D	%Rec	%Rec. Limits	RPD	RPD Limit
Benzene	ND		25.0	26.4		ug/L		106	66 - 130	2	20
Bromobenzene	ND		25.0	27.3		ug/L		109	70 - 130	1	20
Bromochloromethane	ND		25.0	25.6		ug/L		102	70 - 130	1	25
Bromodichloromethane	ND		25.0	28.2		ug/L		113	70 - 138	2	20
Bromoform	ND		25.0	30.1		ug/L		121	59 - 150	0	25
Bromomethane	ND		25.0	25.5		ug/L		102	62 - 131	1	25
2-Butanone (MEK)	ND		25.0	24.4		ug/L		98	48 - 140	0	40
Carbon tetrachloride	ND		25.0	29.4		ug/L		118	60 - 150	1	25
Chlorobenzene	ND		25.0	28.2		ug/L		113	70 - 130	1	20
Chloroethane	ND		25.0	26.3		ug/L		105	68 - 130	3	25
Chloroform	ND		25.0	24.6		ug/L		98	70 - 130	2	20
Chloromethane	ND		25.0	26.5		ug/L		106	39 - 144	1	25
2-Chlorotoluene	ND		25.0	25.9		ug/L		104	70 - 130	2	20
4-Chlorotoluene	ND		25.0	27.5		ug/L		110	70 - 130	1	20
cis-1,2-Dichloroethene	ND		25.0	26.7		ug/L		106	70 - 130	1	20
cis-1,3-Dichloropropene	ND		25.0	28.6		ug/L		114	70 - 133	2	20
Dibromochloromethane	ND		25.0	28.3		ug/L		113	70 - 148	0	25
1,2-Dibromo-3-Chloropropane	ND		25.0	26.8		ug/L		107	48 - 140	1	30
1,2-Dibromoethane (EDB)	ND		25.0	27.3		ug/L		109	70 - 131	3	25
Dibromomethane	ND		25.0	26.6		ug/L		107	70 - 130	3	25
1,2-Dichlorobenzene	ND		25.0	27.7		ug/L		111	70 - 130	0	20
1,3-Dichlorobenzene	ND		25.0	26.6		ug/L		107	70 - 130	0	20
1,4-Dichlorobenzene	ND		25.0	26.3		ug/L		105	70 - 130	0	20
Dichlorodifluoromethane	ND		25.0	23.6		ug/L		94	25 - 142	1	30

Method: 8260B - Volatile Organic Compounds (GC/MS) (Continued)

Lab Sample ID: 440-84444-B-6 MSD
Matrix: Water
Analysis Batch: 197494

Client Sample ID: Matrix Spike Duplicate
Prep Type: Total/NA

Analyte	Sample Result	Sample Qualifier	Spike Added	MSD Result	MSD Qualifier	Unit	D	%Rec	%Rec. Limits	RPD	RPD Limit
1,1-Dichloroethane	1.1		25.0	26.0		ug/L		100	65 - 130	0	20
1,2-Dichloroethane	ND		25.0	25.4		ug/L		102	56 - 146	1	20
1,1-Dichloroethene	2.3		25.0	29.5		ug/L		109	70 - 130	1	20
1,2-Dichloropropane	ND		25.0	26.8		ug/L		107	69 - 130	3	20
1,3-Dichloropropane	ND		25.0	25.9		ug/L		104	70 - 130	1	25
2,2-Dichloropropane	ND		25.0	28.0		ug/L		112	69 - 138	3	25
1,1-Dichloropropene	ND		25.0	28.0		ug/L		112	64 - 130	0	20
Ethylbenzene	7.9		25.0	33.9		ug/L		104	70 - 130	1	20
Hexachlorobutadiene	ND		25.0	30.4		ug/L		121	10 - 150	1	20
Isopropylbenzene	6.6		25.0	33.2		ug/L		106	70 - 132	1	20
Methylene Chloride	ND		25.0	27.4		ug/L		110	52 - 130	2	20
Methyl-t-Butyl Ether (MTBE)	ND		25.0	25.6		ug/L		102	70 - 130	1	25
m,p-Xylene	7.1		50.0	59.4		ug/L		105	70 - 133	2	25
Naphthalene	ND		25.0	28.3		ug/L		113	60 - 140	1	30
n-Butylbenzene	ND		25.0	29.0		ug/L		116	61 - 149	2	20
N-Propylbenzene	ND		25.0	28.8		ug/L		114	66 - 135	3	20
o-Xylene	ND		25.0	26.9		ug/L		108	70 - 133	2	20
p-Isopropyltoluene	ND		25.0	28.7		ug/L		115	70 - 130	1	20
sec-Butylbenzene	ND		25.0	29.1		ug/L		116	67 - 134	1	20
Styrene	ND		25.0	27.8		ug/L		111	29 - 150	2	35
tert-Butylbenzene	ND		25.0	28.0		ug/L		112	70 - 130	1	20
1,1,1,2-Tetrachloroethane	ND		25.0	29.7		ug/L		119	60 - 149	1	20
1,1,2,2-Tetrachloroethane	ND		25.0	26.6		ug/L		106	63 - 130	4	30
Tetrachloroethene	7.7		25.0	35.4		ug/L		111	70 - 137	1	20
Toluene	ND		25.0	26.4		ug/L		106	70 - 130	0	20
trans-1,2-Dichloroethene	ND		25.0	26.6		ug/L		106	70 - 130	1	20
trans-1,3-Dichloropropene	ND		25.0	30.0		ug/L		120	70 - 138	0	25
1,2,3-Trichlorobenzene	ND		25.0	28.1		ug/L		112	60 - 140	2	20
1,2,4-Trichlorobenzene	ND		25.0	28.4		ug/L		114	60 - 140	0	20
1,1,1-Trichloroethane	ND		25.0	27.8		ug/L		111	70 - 130	1	20
1,1,2-Trichloroethane	ND		25.0	26.3		ug/L		105	70 - 130	0	25
Trichloroethene	6.8		25.0	34.1		ug/L		109	70 - 130	1	20
Trichlorofluoromethane	ND		25.0	31.3		ug/L		125	60 - 150	0	25
1,2,3-Trichloropropane	ND		25.0	26.7		ug/L		107	60 - 130	2	30
1,2,4-Trimethylbenzene	ND		25.0	28.5		ug/L		112	70 - 130	1	25
1,3,5-Trimethylbenzene	ND		25.0	28.7		ug/L		112	70 - 130	2	20
Vinyl chloride	ND		25.0	26.4		ug/L		106	50 - 137	1	30

Surrogate	*MSD %Recovery*	*MSD Qualifier*	*Limits*
4-Bromofluorobenzene (Surr)	*103*		*80 - 120*
Dibromofluoromethane (Surr)	*95*		*76 - 132*
Toluene-d8 (Surr)	*105*		*80 - 128*

Method: 8270C LL - Semivolatile Organic Compounds by GCMS - Low Levels

Lab Sample ID: MB 440-197487/1-A
Matrix: Water
Analysis Batch: 197943

Client Sample ID: Method Blank
Prep Type: Total/NA
Prep Batch: 197487

Analyte	MB Result	MB Qualifier	RL		Unit	D	Prepared	Analyzed	Dil Fac
Acenaphthene	ND		0.50		ug/L		08/01/14 16:09	08/05/14 14:35	1
Acenaphthylene	ND		0.50		ug/L		08/01/14 16:09	08/05/14 14:35	1
Aniline	ND		10		ug/L		08/01/14 16:09	08/05/14 14:35	1
Anthracene	ND		0.50		ug/L		08/01/14 16:09	08/05/14 14:35	1
Benzidine	ND		10		ug/L		08/01/14 16:09	08/05/14 14:35	1
Benzo[a]anthracene	ND		5.0		ug/L		08/01/14 16:09	08/05/14 14:35	1
Benzo[a]pyrene	ND		2.0		ug/L		08/01/14 16:09	08/05/14 14:35	1
Benzo[b]fluoranthene	ND		2.0		ug/L		08/01/14 16:09	08/05/14 14:35	1
Benzo[g,h,i]perylene	ND		5.0		ug/L		08/01/14 16:09	08/05/14 14:35	1
Benzoic acid	ND		5.0		ug/L		08/01/14 16:09	08/05/14 14:35	1
Benzo[k]fluoranthene	ND		0.50		ug/L		08/01/14 16:09	08/05/14 14:35	1
Benzyl alcohol	ND		5.0		ug/L		08/01/14 16:09	08/05/14 14:35	1
Bis(2-chloroethoxy)methane	ND		0.50		ug/L		08/01/14 16:09	08/05/14 14:35	1
Bis(2-chloroethyl)ether	ND		0.50		ug/L		08/01/14 16:09	08/05/14 14:35	1
bis (2-chloroisopropyl) ether	ND		0.50		ug/L		08/01/14 16:09	08/05/14 14:35	1
Bis(2-ethylhexyl) phthalate	ND		5.0		ug/L		08/01/14 16:09	08/05/14 14:35	1
4-Bromophenyl phenyl ether	ND		1.0		ug/L		08/01/14 16:09	08/05/14 14:35	1
Butyl benzyl phthalate	ND		5.0		ug/L		08/01/14 16:09	08/05/14 14:35	1
4-Chloroaniline	ND		2.0		ug/L		08/01/14 16:09	08/05/14 14:35	1
4-Chloro-3-methylphenol	ND		2.0		ug/L		08/01/14 16:09	08/05/14 14:35	1
2-Chloronaphthalene	ND		0.50		ug/L		08/01/14 16:09	08/05/14 14:35	1
2-Chlorophenol	ND		1.0		ug/L		08/01/14 16:09	08/05/14 14:35	1
4-Chlorophenyl phenyl ether	ND		0.50		ug/L		08/01/14 16:09	08/05/14 14:35	1
Chrysene	ND		0.50		ug/L		08/01/14 16:09	08/05/14 14:35	1
Dibenz(a,h)anthracene	ND		0.50		ug/L		08/01/14 16:09	08/05/14 14:35	1
Dibenzofuran	ND		0.50		ug/L		08/01/14 16:09	08/05/14 14:35	1
1,2-Dichlorobenzene	ND		0.50		ug/L		08/01/14 16:09	08/05/14 14:35	1
1,3-Dichlorobenzene	ND		0.50		ug/L		08/01/14 16:09	08/05/14 14:35	1
1,4-Dichlorobenzene	ND		0.50		ug/L		08/01/14 16:09	08/05/14 14:35	1
3,3'-Dichlorobenzidine	ND		5.0		ug/L		08/01/14 16:09	08/05/14 14:35	1
2,4-Dichlorophenol	ND		2.0		ug/L		08/01/14 16:09	08/05/14 14:35	1
Diethyl phthalate	ND		1.0		ug/L		08/01/14 16:09	08/05/14 14:35	1
2,4-Dimethylphenol	ND		2.0		ug/L		08/01/14 16:09	08/05/14 14:35	1
Dimethyl phthalate	ND		0.50		ug/L		08/01/14 16:09	08/05/14 14:35	1
Di-n-butyl phthalate	ND		2.0		ug/L		08/01/14 16:09	08/05/14 14:35	1
4,6-Dinitro-2-methylphenol	ND		5.0		ug/L		08/01/14 16:09	08/05/14 14:35	1
2,4-Dinitrophenol	ND		5.0		ug/L		08/01/14 16:09	08/05/14 14:35	1
2,4-Dinitrotoluene	ND		5.0		ug/L		08/01/14 16:09	08/05/14 14:35	1
2,6-Dinitrotoluene	ND		5.0		ug/L		08/01/14 16:09	08/05/14 14:35	1
Di-n-octyl phthalate	ND		5.0		ug/L		08/01/14 16:09	08/05/14 14:35	1
1,2-Diphenylhydrazine(as Azobenzene)	ND		1.0		ug/L		08/01/14 16:09	08/05/14 14:35	1
Fluoranthene	ND		0.50		ug/L		08/01/14 16:09	08/05/14 14:35	1
Fluorene	ND		0.50		ug/L		08/01/14 16:09	08/05/14 14:35	1
Hexachlorobenzene	ND		1.0		ug/L		08/01/14 16:09	08/05/14 14:35	1
Hexachlorobutadiene	ND		2.0		ug/L		08/01/14 16:09	08/05/14 14:35	1
Hexachlorocyclopentadiene	ND		5.0		ug/L		08/01/14 16:09	08/05/14 14:35	1
Hexachloroethane	ND		3.0		ug/L		08/01/14 16:09	08/05/14 14:35	1

Method: 8270C LL - Semivolatile Organic Compounds by GCMS - Low Levels (Continued)

Lab Sample ID: MB 440-197487/1-A
Matrix: Water
Analysis Batch: 197943

Client Sample ID: Method Blank
Prep Type: Total/NA
Prep Batch: 197487

Analyte	MB Result	MB Qualifier	RL		Unit	D	Prepared	Analyzed	Dil Fac
Indeno[1,2,3-cd]pyrene	ND		2.0		ug/L		08/01/14 16:09	08/05/14 14:35	1
Isophorone	ND		1.0		ug/L		08/01/14 16:09	08/05/14 14:35	1
2-Methylnaphthalene	ND		1.0		ug/L		08/01/14 16:09	08/05/14 14:35	1
2-Methylphenol	ND		2.0		ug/L		08/01/14 16:09	08/05/14 14:35	1
3-Methylphenol + 4-Methylphenol	ND		5.0		ug/L		08/01/14 16:09	08/05/14 14:35	1
Naphthalene	ND		1.0		ug/L		08/01/14 16:09	08/05/14 14:35	1
2-Nitroaniline	ND		5.0		ug/L		08/01/14 16:09	08/05/14 14:35	1
3-Nitroaniline	ND		5.0		ug/L		08/01/14 16:09	08/05/14 14:35	1
4-Nitroaniline	ND		5.0		ug/L		08/01/14 16:09	08/05/14 14:35	1
Nitrobenzene	ND		1.0		ug/L		08/01/14 16:09	08/05/14 14:35	1
2-Nitrophenol	ND		2.0		ug/L		08/01/14 16:09	08/05/14 14:35	1
4-Nitrophenol	ND		5.0		ug/L		08/01/14 16:09	08/05/14 14:35	1
N-Nitrosodi-n-propylamine	ND		2.0		ug/L		08/01/14 16:09	08/05/14 14:35	1
N-Nitrosodiphenylamine	ND		1.0		ug/L		08/01/14 16:09	08/05/14 14:35	1
Pentachlorophenol	ND		2.0		ug/L		08/01/14 16:09	08/05/14 14:35	1
Phenanthrene	ND		0.50		ug/L		08/01/14 16:09	08/05/14 14:35	1
Phenol	ND		1.0		ug/L		08/01/14 16:09	08/05/14 14:35	1
Pyrene	ND		0.50		ug/L		08/01/14 16:09	08/05/14 14:35	1
1,2,4-Trichlorobenzene	ND		1.0		ug/L		08/01/14 16:09	08/05/14 14:35	1
2,4,5-Trichlorophenol	ND		2.0		ug/L		08/01/14 16:09	08/05/14 14:35	1
2,4,6-Trichlorophenol	ND		1.0		ug/L		08/01/14 16:09	08/05/14 14:35	1

Surrogate	*MB %Recovery*	*MB Qualifier*	*Limits*	*Prepared*	*Analyzed*	*Dil Fac*
2-Fluorobiphenyl	*75*		*50 - 120*	*08/01/14 16:09*	*08/05/14 14:35*	*1*
2-Fluorophenol (Surr)	*64*		*30 - 120*	*08/01/14 16:09*	*08/05/14 14:35*	*1*
Nitrobenzene-d5 (Surr)	*67*		*45 - 120*	*08/01/14 16:09*	*08/05/14 14:35*	*1*
Phenol-d6 (Surr)	*68*		*35 - 120*	*08/01/14 16:09*	*08/05/14 14:35*	*1*
Terphenyl-d14 (Surr)	*94*		*37 - 144*	*08/01/14 16:09*	*08/05/14 14:35*	*1*
2,4,6-Tribromophenol (Surr)	*70*		*40 - 120*	*08/01/14 16:09*	*08/05/14 14:35*	*1*

Lab Sample ID: LCS 440-197487/2-A
Matrix: Water
Analysis Batch: 197943

Client Sample ID: Lab Control Sample
Prep Type: Total/NA
Prep Batch: 197487

Analyte	Spike Added	LCS Result	LCS Qualifier	Unit	D	%Rec	%Rec. Limits
Acenaphthene	10.0	7.49		ug/L		75	55 - 105
Acenaphthylene	10.0	7.97		ug/L		80	52 - 111
Aniline	10.0	5.64	J	ug/L		56	30 - 115
Anthracene	10.0	7.84		ug/L		78	59 - 118
Benzidine	10.0	ND		ug/L		20	5 - 65
Benzo[a]anthracene	10.0	8.35		ug/L		84	59 - 116
Benzo[a]pyrene	10.0	7.82		ug/L		78	57 - 107
Benzo[b]fluoranthene	10.0	7.75		ug/L		78	60 - 112
Benzo[g,h,i]perylene	10.0	7.43		ug/L		74	26 - 150
Benzoic acid	10.0	5.36		ug/L		54	21 - 142
Benzo[k]fluoranthene	10.0	7.81		ug/L		78	60 - 112
Benzyl alcohol	10.0	7.73		ug/L		77	44 - 115
Bis(2-chloroethoxy)methane	10.0	8.59		ug/L		86	46 - 120

Method: 8270C LL - Semivolatile Organic Compounds by GCMS - Low Levels (Continued)

Lab Sample ID: LCS 440-197487/2-A
Matrix: Water
Analysis Batch: 197943

Client Sample ID: Lab Control Sample
Prep Type: Total/NA
Prep Batch: 197487

Analyte	Spike Added	LCS Result	LCS Qualifier	Unit	D	%Rec	%Rec. Limits
Bis(2-chloroethyl)ether	10.0	7.04		ug/L		70	50 - 101
bis (2-chloroisopropyl) ether	10.0	6.86		ug/L		69	50 - 102
Bis(2-ethylhexyl) phthalate	10.0	7.43		ug/L		74	52 - 121
4-Bromophenyl phenyl ether	10.0	7.85		ug/L		79	54 - 110
Butyl benzyl phthalate	10.0	8.20		ug/L		82	57 - 123
4-Chloroaniline	10.0	7.47		ug/L		75	18 - 127
4-Chloro-3-methylphenol	10.0	7.89		ug/L		79	53 - 115
2-Chloronaphthalene	10.0	7.10		ug/L		71	46 - 103
2-Chlorophenol	10.0	6.98		ug/L		70	42 - 101
4-Chlorophenyl phenyl ether	10.0	7.51		ug/L		75	54 - 111
Chrysene	10.0	7.78		ug/L		78	63 - 109
Dibenz(a,h)anthracene	10.0	7.08		ug/L		71	37 - 136
Dibenzofuran	10.0	7.71		ug/L		77	53 - 107
1,2-Dichlorobenzene	10.0	6.08		ug/L		61	43 - 87
1,3-Dichlorobenzene	10.0	5.82		ug/L		58	41 - 83
1,4-Dichlorobenzene	10.0	5.81		ug/L		58	41 - 84
3,3'-Dichlorobenzidine	10.0	5.14		ug/L		51	10 - 106
2,4-Dichlorophenol	10.0	7.61		ug/L		76	44 - 109
Diethyl phthalate	10.0	8.18		ug/L		82	58 - 118
2,4-Dimethylphenol	10.0	6.39		ug/L		64	38 - 110
Dimethyl phthalate	10.0	8.14		ug/L		81	55 - 115
Di-n-butyl phthalate	10.0	8.53		ug/L		85	59 - 129
4,6-Dinitro-2-methylphenol	10.0	6.36		ug/L		64	50 - 112
2,4-Dinitrophenol	10.0	6.72		ug/L		67	42 - 109
2,4-Dinitrotoluene	10.0	7.43		ug/L		74	56 - 114
2,6-Dinitrotoluene	10.0	7.96		ug/L		80	57 - 112
Di-n-octyl phthalate	10.0	6.96		ug/L		70	47 - 127
1,2-Diphenylhydrazine(as Azobenzene)	10.0	7.43		ug/L		74	50 - 115
Fluoranthene	10.0	8.25		ug/L		82	60 - 124
Fluorene	10.0	8.06		ug/L		81	54 - 113
Hexachlorobenzene	10.0	7.33		ug/L		73	53 - 105
Hexachlorobutadiene	10.0	5.47		ug/L		55	37 - 78
Hexachlorocyclopentadiene	10.0	ND		ug/L		19	10 - 73
Hexachloroethane	10.0	5.57		ug/L		56	37 - 78
Indeno[1,2,3-cd]pyrene	10.0	6.88		ug/L		69	30 - 150
Isophorone	10.0	7.26		ug/L		73	47 - 131
2-Methylnaphthalene	10.0	6.98		ug/L		70	49 - 100
2-Methylphenol	10.0	7.02		ug/L		70	31 - 120
3-Methylphenol + 4-Methylphenol	10.0	7.42		ug/L		74	40 - 117
Naphthalene	10.0	6.64		ug/L		66	32 - 117
2-Nitroaniline	10.0	7.02		ug/L		70	51 - 114
3-Nitroaniline	10.0	7.07		ug/L		71	32 - 124
4-Nitroaniline	10.0	6.28		ug/L		63	39 - 123
Nitrobenzene	10.0	6.45		ug/L		64	51 - 104
2-Nitrophenol	10.0	6.97		ug/L		70	44 - 104
4-Nitrophenol	10.0	5.82		ug/L		58	50 - 114
N-Nitrosodi-n-propylamine	10.0	7.33		ug/L		73	52 - 114

Method: 8270C LL - Semivolatile Organic Compounds by GCMS - Low Levels (Continued)

Lab Sample ID: LCS 440-197487/2-A
Matrix: Water
Analysis Batch: 197943

Client Sample ID: Lab Control Sample
Prep Type: Total/NA
Prep Batch: 197487

Analyte	Spike Added	LCS Result	LCS Qualifier	Unit	D	%Rec	%Rec. Limits
N-Nitrosodiphenylamine	10.0	7.83		ug/L		78	49 - 113
Pentachlorophenol	10.0	7.59		ug/L		76	54 - 116
Phenanthrene	10.0	7.48		ug/L		75	58 - 116
Phenol	10.0	6.52		ug/L		65	28 - 118
Pyrene	10.0	9.36		ug/L		94	62 - 123
1,2,4-Trichlorobenzene	10.0	6.05		ug/L		61	44 - 88
2,4,5-Trichlorophenol	10.0	8.25		ug/L		83	49 - 112
2,4,6-Trichlorophenol	10.0	7.95		ug/L		80	50 - 108

Surrogate	*LCS %Recovery*	*LCS Qualifier*	*Limits*
2-Fluorobiphenyl	*76*		*50 - 120*
2-Fluorophenol (Surr)	*65*		*30 - 120*
Nitrobenzene-d5 (Surr)	*67*		*45 - 120*
Phenol-d6 (Surr)	*68*		*35 - 120*
Terphenyl-d14 (Surr)	*92*		*37 - 144*
2,4,6-Tribromophenol (Surr)	*83*		*40 - 120*

Lab Sample ID: LCSD 440-197487/3-A
Matrix: Water
Analysis Batch: 197943

Client Sample ID: Lab Control Sample Dup
Prep Type: Total/NA
Prep Batch: 197487

Analyte	Spike Added	LCSD Result	LCSD Qualifier	Unit	D	%Rec	%Rec. Limits	RPD	RPD Limit
Acenaphthene	10.0	7.67		ug/L		77	55 - 105	2	35
Acenaphthylene	10.0	8.28		ug/L		83	52 - 111	4	35
Aniline	10.0	5.68	J	ug/L		57	30 - 115	1	35
Anthracene	10.0	8.34		ug/L		83	59 - 118	6	35
Benzidine	10.0	ND		ug/L		19	5 - 65	2	35
Benzo[a]anthracene	10.0	8.52		ug/L		85	59 - 116	2	35
Benzo[a]pyrene	10.0	8.60		ug/L		86	57 - 107	10	35
Benzo[b]fluoranthene	10.0	8.74		ug/L		87	60 - 112	12	35
Benzo[g,h,i]perylene	10.0	8.78		ug/L		88	26 - 150	17	35
Benzoic acid	10.0	6.13		ug/L		61	21 - 142	13	35
Benzo[k]fluoranthene	10.0	8.67		ug/L		87	60 - 112	11	35
Benzyl alcohol	10.0	7.70		ug/L		77	44 - 115	0	35
Bis(2-chloroethoxy)methane	10.0	8.93		ug/L		89	46 - 120	4	35
Bis(2-chloroethyl)ether	10.0	6.99		ug/L		70	50 - 101	1	35
bis (2-chloroisopropyl) ether	10.0	6.99		ug/L		70	50 - 102	2	35
Bis(2-ethylhexyl) phthalate	10.0	7.20		ug/L		72	52 - 121	3	35
4-Bromophenyl phenyl ether	10.0	8.25		ug/L		83	54 - 110	5	35
Butyl benzyl phthalate	10.0	8.72		ug/L		87	57 - 123	6	35
4-Chloroaniline	10.0	7.93		ug/L		79	18 - 127	6	35
4-Chloro-3-methylphenol	10.0	8.30		ug/L		83	53 - 115	5	35
2-Chloronaphthalene	10.0	7.38		ug/L		74	46 - 103	4	35
2-Chlorophenol	10.0	7.06		ug/L		71	42 - 101	1	35
4-Chlorophenyl phenyl ether	10.0	7.98		ug/L		80	54 - 111	6	35
Chrysene	10.0	8.72		ug/L		87	63 - 109	11	35
Dibenz(a,h)anthracene	10.0	7.58		ug/L		76	37 - 136	7	35
Dibenzofuran	10.0	8.18		ug/L		82	53 - 107	6	35

Method: 8270C LL - Semivolatile Organic Compounds by GCMS - Low Levels (Continued)

Lab Sample ID: LCSD 440-197487/3-A
Matrix: Water
Analysis Batch: 197943

Client Sample ID: Lab Control Sample Dup
Prep Type: Total/NA
Prep Batch: 197487

Analyte			Spike Added	LCSD Result	LCSD Qualifier	Unit	D	%Rec	%Rec. Limits	RPD	RPD Limit
1,2-Dichlorobenzene			10.0	6.33		ug/L		63	43 - 87	4	35
1,3-Dichlorobenzene			10.0	5.97		ug/L		60	41 - 83	3	35
1,4-Dichlorobenzene			10.0	5.96		ug/L		60	41 - 84	2	35
3,3'-Dichlorobenzidine			10.0	4.98	J	ug/L		50	10 - 106	3	35
2,4-Dichlorophenol			10.0	7.75		ug/L		78	44 - 109	2	35
Diethyl phthalate			10.0	8.82		ug/L		88	58 - 118	8	35
2,4-Dimethylphenol			10.0	6.38		ug/L		64	38 - 110	0	35
Dimethyl phthalate			10.0	8.71		ug/L		87	55 - 115	7	35
Di-n-butyl phthalate			10.0	9.07		ug/L		91	59 - 129	6	35
4,6-Dinitro-2-methylphenol			10.0	6.73		ug/L		67	50 - 112	6	35
2,4-Dinitrophenol			10.0	7.35		ug/L		73	42 - 109	9	35
2,4-Dinitrotoluene			10.0	8.25		ug/L		82	56 - 114	10	35
2,6-Dinitrotoluene			10.0	8.16		ug/L		82	57 - 112	2	35
Di-n-octyl phthalate			10.0	6.78		ug/L		68	47 - 127	3	35
1,2-Diphenylhydrazine(as Azobenzene)			10.0	7.67		ug/L		77	50 - 115	3	35
Fluoranthene			10.0	8.90		ug/L		89	60 - 124	8	35
Fluorene			10.0	8.36		ug/L		84	54 - 113	4	35
Hexachlorobenzene			10.0	7.65		ug/L		77	53 - 105	4	35
Hexachlorobutadiene			10.0	5.80		ug/L		58	37 - 78	6	35
Hexachlorocyclopentadiene			10.0	ND		ug/L		19	10 - 73	2	35
Hexachloroethane			10.0	5.53		ug/L		55	37 - 78	1	35
Indeno[1,2,3-cd]pyrene			10.0	7.89		ug/L		79	30 - 150	14	35
Isophorone			10.0	7.80		ug/L		78	47 - 131	7	35
2-Methylnaphthalene			10.0	7.45		ug/L		75	49 - 100	7	35
2-Methylphenol			10.0	7.14		ug/L		71	31 - 120	2	35
3-Methylphenol + 4-Methylphenol			10.0	7.36		ug/L		74	40 - 117	1	35
Naphthalene			10.0	6.83		ug/L		68	32 - 117	3	35
2-Nitroaniline			10.0	7.37		ug/L		74	51 - 114	5	35
3-Nitroaniline			10.0	7.49		ug/L		75	32 - 124	6	35
4-Nitroaniline			10.0	6.35		ug/L		63	39 - 123	1	35
Nitrobenzene			10.0	6.54		ug/L		65	51 - 104	1	35
2-Nitrophenol			10.0	7.07		ug/L		71	44 - 104	2	35
4-Nitrophenol			10.0	5.69		ug/L		57	50 - 114	2	35
N-Nitrosodi-n-propylamine			10.0	7.66		ug/L		77	52 - 114	4	35
N-Nitrosodiphenylamine			10.0	8.27		ug/L		83	49 - 113	5	35
Pentachlorophenol			10.0	8.38		ug/L		84	54 - 116	10	35
Phenanthrene			10.0	7.96		ug/L		80	58 - 116	6	35
Phenol			10.0	6.37		ug/L		64	28 - 118	2	35
Pyrene			10.0	10.5		ug/L		105	62 - 123	11	35
1,2,4-Trichlorobenzene			10.0	6.34		ug/L		63	44 - 88	5	35
2,4,5-Trichlorophenol			10.0	8.70		ug/L		87	49 - 112	5	35
2,4,6-Trichlorophenol			10.0	7.85		ug/L		78	50 - 108	1	35

Surrogate	*LCSD %Recovery*	*LCSD Qualifier*	*Limits*
2-Fluorobiphenyl	*77*		*50 - 120*
2-Fluorophenol (Surr)	*62*		*30 - 120*
Nitrobenzene-d5 (Surr)	*68*		*45 - 120*

Method: 8270C LL - Semivolatile Organic Compounds by GCMS - Low Levels (Continued)

Lab Sample ID: LCSD 440-197487/3-A
Matrix: Water
Analysis Batch: 197943

Client Sample ID: Lab Control Sample Dup
Prep Type: Total/NA
Prep Batch: 197487

Surrogate	*LCSD %Recovery*	*LCSD Qualifier*	*Limits*
Phenol-d6 (Surr)	*67*		*35 - 120*
Terphenyl-d14 (Surr)	*101*		*37 - 144*
2,4,6-Tribromophenol (Surr)	*84*		*40 - 120*

Method: 8015B - Gasoline Range Organics - (GC)

Lab Sample ID: MB 440-197554/4
Matrix: Water
Analysis Batch: 197554

Client Sample ID: Method Blank
Prep Type: Total/NA

Analyte	MB Result	MB Qualifier	RL		Unit	D	Prepared	Analyzed	Dil Fac
GRO (C4-C12)	ND		50		ug/L			08/02/14 14:56	1

Surrogate	*MB %Recovery*	*MB Qualifier*	*Limits*	*Prepared*	*Analyzed*	*Dil Fac*
4-Bromofluorobenzene (Surr)	*97*		*65 - 140*		*08/02/14 14:56*	*1*

Lab Sample ID: LCS 440-197554/3
Matrix: Water
Analysis Batch: 197554

Client Sample ID: Lab Control Sample
Prep Type: Total/NA

Analyte			Spike Added	LCS Result	LCS Qualifier	Unit	D	%Rec	%Rec. Limits		
GRO (C4-C12)			800	670		ug/L		84	80 - 120		

Surrogate	*LCS %Recovery*	*LCS Qualifier*	*Limits*
4-Bromofluorobenzene (Surr)	*93*		*65 - 140*

Lab Sample ID: 440-83944-C-10 MS
Matrix: Water
Analysis Batch: 197554

Client Sample ID: Matrix Spike
Prep Type: Total/NA

Analyte	Sample Result	Sample Qualifier	Spike Added	MS Result	MS Qualifier	Unit	D	%Rec	%Rec. Limits		
GRO (C4-C12)	ND		800	581		ug/L		73	65 - 140		

Surrogate	*MS %Recovery*	*MS Qualifier*	*Limits*
4-Bromofluorobenzene (Surr)	*94*		*65 - 140*

Lab Sample ID: 440-83944-C-10 MSD
Matrix: Water
Analysis Batch: 197554

Client Sample ID: Matrix Spike Duplicate
Prep Type: Total/NA

Analyte	Sample Result	Sample Qualifier	Spike Added	MSD Result	MSD Qualifier	Unit	D	%Rec	%Rec. Limits	RPD	RPD Limit
GRO (C4-C12)	ND		800	616		ug/L		77	65 - 140	6	20

Surrogate	*MSD %Recovery*	*MSD Qualifier*	*Limits*
4-Bromofluorobenzene (Surr)	*98*		*65 - 140*

Method: 8015B - Gasoline Range Organics - (GC) (Continued)

Lab Sample ID: MB 440-197974/4
Matrix: Water
Analysis Batch: 197974

Client Sample ID: Method Blank
Prep Type: Total/NA

Analyte	MB Result	MB Qualifier	RL		Unit	D	Prepared	Analyzed	Dil Fac
GRO (C4-C12)	ND		50		ug/L			08/05/14 22:05	1

Surrogate	*MB %Recovery*	*MB Qualifier*	*Limits*	*Prepared*	*Analyzed*	*Dil Fac*
4-Bromofluorobenzene (Surr)	*99*		*65 - 140*		*08/05/14 22:05*	*1*

Lab Sample ID: LCS 440-197974/3
Matrix: Water
Analysis Batch: 197974

Client Sample ID: Lab Control Sample
Prep Type: Total/NA

Analyte			Spike Added	LCS Result	LCS Qualifier	Unit	D	%Rec	%Rec. Limits		
GRO (C4-C12)			800	716		ug/L		89	80 - 120		

Surrogate	*LCS %Recovery*	*LCS Qualifier*	*Limits*
4-Bromofluorobenzene (Surr)	*100*		*65 - 140*

Lab Sample ID: 440-84524-D-1 MSD
Matrix: Water
Analysis Batch: 197974

Client Sample ID: Matrix Spike Duplicate
Prep Type: Total/NA

Analyte	Sample Result	Sample Qualifier	Spike Added	MSD Result	MSD Qualifier	Unit	D	%Rec	%Rec. Limits	RPD	RPD Limit
GRO (C4-C12)	ND		800	601		ug/L		75	65 - 140	3	20

Surrogate	*MSD %Recovery*	*MSD Qualifier*	*Limits*
4-Bromofluorobenzene (Surr)	*102*		*65 - 140*

Lab Sample ID: 440-84524-E-1 MS
Matrix: Water
Analysis Batch: 197974

Client Sample ID: Matrix Spike
Prep Type: Total/NA

Analyte	Sample Result	Sample Qualifier	Spike Added	MS Result	MS Qualifier	Unit	D	%Rec	%Rec. Limits		
GRO (C4-C12)	ND		800	585		ug/L		73	65 - 140		

Surrogate	*MS %Recovery*	*MS Qualifier*	*Limits*
4-Bromofluorobenzene (Surr)	*89*		*65 - 140*

Method: 8015B - Diesel Range Organics (DRO) (GC)

Lab Sample ID: MB 440-197439/1-A
Matrix: Water
Analysis Batch: 197668

Client Sample ID: Method Blank
Prep Type: Total/NA
Prep Batch: 197439

Analyte	MB Result	MB Qualifier	RL		Unit	D	Prepared	Analyzed	Dil Fac
DRO (C13-C22)	ND		0.50		mg/L		08/01/14 13:26	08/04/14 08:10	1
ORO (C23-C40)	ND		0.50		mg/L		08/01/14 13:26	08/04/14 08:10	1

Method: 8015B - Diesel Range Organics (DRO) (GC) (Continued)

Lab Sample ID: MB 440-197439/1-A
Matrix: Water
Analysis Batch: 197668

Client Sample ID: Method Blank
Prep Type: Total/NA
Prep Batch: 197439

Surrogate	MB %Recovery	MB Qualifier	Limits	Prepared	Analyzed	Dil Fac
n-Octacosane	92		45 - 120	08/01/14 13:26	08/04/14 08:10	1

Lab Sample ID: LCS 440-197439/2-A
Matrix: Water
Analysis Batch: 197668

Client Sample ID: Lab Control Sample
Prep Type: Total/NA
Prep Batch: 197439

Analyte			Spike Added	LCS Result	LCS Qualifier	Unit	D	%Rec	%Rec. Limits		
EFH (C10 - C28)			1.00	0.753		mg/L		75	40 - 115		

Surrogate	LCS %Recovery	LCS Qualifier	Limits
n-Octacosane	87		45 - 120

Lab Sample ID: 440-84393-B-1-A MSD
Matrix: Water
Analysis Batch: 197668

Client Sample ID: Matrix Spike Duplicate
Prep Type: Total/NA
Prep Batch: 197439

Analyte	Sample Result	Sample Qualifier	Spike Added	MSD Result	MSD Qualifier	Unit	D	%Rec	%Rec. Limits	RPD	RPD Limit
EFH (C10 - C28)	ND		0.948	0.683		mg/L		72	40 - 120	2	30

Surrogate	MSD %Recovery	MSD Qualifier	Limits
n-Octacosane	81		45 - 120

Lab Sample ID: 440-84393-C-1-A MS
Matrix: Water
Analysis Batch: 197668

Client Sample ID: Matrix Spike
Prep Type: Total/NA
Prep Batch: 197439

Analyte	Sample Result	Sample Qualifier	Spike Added	MS Result	MS Qualifier	Unit	D	%Rec	%Rec. Limits		
EFH (C10 - C28)	ND		0.952	0.697		mg/L		73	40 - 120		

Surrogate	MS %Recovery	MS Qualifier	Limits
n-Octacosane	80		45 - 120

Method: 6010B - Metals (ICP)

Lab Sample ID: MB 440-197896/1-A
Matrix: Water
Analysis Batch: 198083

Client Sample ID: Method Blank
Prep Type: Total Recoverable
Prep Batch: 197896

Analyte	MB Result	MB Qualifier	RL		Unit	D	Prepared	Analyzed	Dil Fac
Antimony	ND		0.010		mg/L		08/05/14 10:52	08/05/14 18:52	1
Arsenic	ND		0.010		mg/L		08/05/14 10:52	08/05/14 18:52	1
Barium	ND		0.010		mg/L		08/05/14 10:52	08/05/14 18:52	1
Beryllium	ND		0.0020		mg/L		08/05/14 10:52	08/05/14 18:52	1
Cadmium	ND		0.0050		mg/L		08/05/14 10:52	08/05/14 18:52	1
Chromium	ND		0.0050		mg/L		08/05/14 10:52	08/05/14 18:52	1
Cobalt	ND		0.010		mg/L		08/05/14 10:52	08/05/14 18:52	1
Copper	ND		0.010		mg/L		08/05/14 10:52	08/05/14 18:52	1

Method: 6010B - Metals (ICP) (Continued)

Lab Sample ID: MB 440-197896/1-A
Matrix: Water
Analysis Batch: 198083

Client Sample ID: Method Blank
Prep Type: Total Recoverable
Prep Batch: 197896

Analyte	MB Result	MB Qualifier	RL		Unit	D	Prepared	Analyzed	Dil Fac
Lead	ND		0.0050		mg/L		08/05/14 10:52	08/05/14 18:52	1
Molybdenum	ND		0.020		mg/L		08/05/14 10:52	08/05/14 18:52	1
Nickel	ND		0.010		mg/L		08/05/14 10:52	08/05/14 18:52	1
Selenium	ND		0.010		mg/L		08/05/14 10:52	08/05/14 18:52	1
Silver	ND		0.010		mg/L		08/05/14 10:52	08/05/14 18:52	1
Thallium	ND		0.010		mg/L		08/05/14 10:52	08/05/14 18:52	1
Vanadium	ND		0.010		mg/L		08/05/14 10:52	08/05/14 18:52	1
Zinc	ND		0.020		mg/L		08/05/14 10:52	08/05/14 18:52	1

Lab Sample ID: LCS 440-197896/2-A
Matrix: Water
Analysis Batch: 198083

Client Sample ID: Lab Control Sample
Prep Type: Total Recoverable
Prep Batch: 197896

Analyte			Spike Added	LCS Result	LCS Qualifier	Unit	D	%Rec	%Rec. Limits		
Antimony			1.00	0.991		mg/L		99	80 - 120		
Arsenic			1.00	0.966		mg/L		97	80 - 120		
Barium			1.00	1.00		mg/L		100	80 - 120		
Beryllium			1.00	1.02		mg/L		102	80 - 120		
Cadmium			1.00	0.996		mg/L		100	80 - 120		
Chromium			1.00	0.980		mg/L		98	80 - 120		
Cobalt			1.00	1.00		mg/L		100	80 - 120		
Copper			1.00	1.01		mg/L		101	80 - 120		
Lead			1.00	0.976		mg/L		98	80 - 120		
Molybdenum			1.00	0.994		mg/L		99	80 - 120		
Nickel			1.00	0.998		mg/L		100	80 - 120		
Selenium			1.00	0.954		mg/L		95	80 - 120		
Silver			0.500	0.518		mg/L		104	80 - 120		
Thallium			1.00	1.00		mg/L		100	80 - 120		
Vanadium			1.00	1.02		mg/L		102	80 - 120		
Zinc			1.00	0.966		mg/L		97	80 - 120		

Lab Sample ID: 440-84466-E-3-B MS
Matrix: Water
Analysis Batch: 198083

Client Sample ID: Matrix Spike
Prep Type: Dissolved
Prep Batch: 197896

Analyte	Sample Result	Sample Qualifier	Spike Added	MS Result	MS Qualifier	Unit	D	%Rec	%Rec. Limits		
Antimony	ND		1.00	1.03		mg/L		103	75 - 125		
Arsenic	ND		1.00	1.02		mg/L		102	75 - 125		
Barium	0.022		1.00	1.03		mg/L		100	75 - 125		
Beryllium	ND		1.00	1.04		mg/L		104	75 - 125		
Cadmium	ND		1.00	0.995		mg/L		100	75 - 125		
Chromium	ND		1.00	0.989		mg/L		99	75 - 125		
Cobalt	ND		1.00	0.998		mg/L		100	75 - 125		
Copper	ND		1.00	1.03		mg/L		103	75 - 125		
Lead	ND		1.00	0.970		mg/L		97	75 - 125		
Molybdenum	0.072		1.00	1.10		mg/L		102	75 - 125		
Nickel	ND		1.00	0.983		mg/L		98	75 - 125		
Selenium	ND		1.00	0.988		mg/L		99	75 - 125		
Silver	ND		0.500	0.524		mg/L		105	75 - 125		

Method: 6010B - Metals (ICP) (Continued)

Lab Sample ID: 440-84466-E-3-B MS
Matrix: Water
Analysis Batch: 198083

Client Sample ID: Matrix Spike
Prep Type: Dissolved
Prep Batch: 197896

Analyte	Sample Result	Sample Qualifier	Spike Added	MS Result	MS Qualifier	Unit	D	%Rec	%Rec. Limits
Thallium	ND		1.00	1.01		mg/L		100	75 - 125
Vanadium	ND		1.00	1.06		mg/L		105	75 - 125
Zinc	0.027		1.00	0.984		mg/L		96	75 - 125

Lab Sample ID: 440-84466-E-3-C MSD
Matrix: Water
Analysis Batch: 198083

Client Sample ID: Matrix Spike Duplicate
Prep Type: Dissolved
Prep Batch: 197896

Analyte	Sample Result	Sample Qualifier	Spike Added	MSD Result	MSD Qualifier	Unit	D	%Rec	%Rec. Limits	RPD	RPD Limit
Antimony	ND		1.00	1.04		mg/L		104	75 - 125	1	20
Arsenic	ND		1.00	1.04		mg/L		104	75 - 125	2	20
Barium	0.022		1.00	1.05		mg/L		103	75 - 125	2	20
Beryllium	ND		1.00	1.08		mg/L		108	75 - 125	3	20
Cadmium	ND		1.00	1.02		mg/L		102	75 - 125	3	20
Chromium	ND		1.00	0.994		mg/L		99	75 - 125	1	20
Cobalt	ND		1.00	1.02		mg/L		102	75 - 125	2	20
Copper	ND		1.00	1.06		mg/L		106	75 - 125	2	20
Lead	ND		1.00	0.972		mg/L		97	75 - 125	0	20
Molybdenum	0.072		1.00	1.11		mg/L		103	75 - 125	1	20
Nickel	ND		1.00	0.989		mg/L		99	75 - 125	1	20
Selenium	ND		1.00	0.979		mg/L		98	75 - 125	1	20
Silver	ND		0.500	0.536		mg/L		107	75 - 125	2	20
Thallium	ND		1.00	1.03		mg/L		102	75 - 125	2	20
Vanadium	ND		1.00	1.08		mg/L		107	75 - 125	2	20
Zinc	0.027		1.00	1.00		mg/L		98	75 - 125	2	20

Method: 7470A - Mercury (CVAA)

Lab Sample ID: MB 440-198367/1-A
Matrix: Water
Analysis Batch: 198665

Client Sample ID: Method Blank
Prep Type: Total/NA
Prep Batch: 198367

Analyte	MB Result	MB Qualifier	RL		Unit	D	Prepared	Analyzed	Dil Fac
Mercury	ND		0.00020		mg/L		08/07/14 09:04	08/07/14 15:00	1

Lab Sample ID: LCS 440-198367/2-A
Matrix: Water
Analysis Batch: 198665

Client Sample ID: Lab Control Sample
Prep Type: Total/NA
Prep Batch: 198367

Analyte			Spike Added	LCS Result	LCS Qualifier	Unit	D	%Rec	%Rec. Limits
Mercury			0.00800	0.00774		mg/L		97	80 - 120

Lab Sample ID: 440-84466-E-10-C MS
Matrix: Water
Analysis Batch: 198665

Client Sample ID: Matrix Spike
Prep Type: Dissolved
Prep Batch: 198367

Analyte	Sample Result	Sample Qualifier	Spike Added	MS Result	MS Qualifier	Unit	D	%Rec	%Rec. Limits
Mercury	ND		0.00800	0.00771		mg/L		96	70 - 130

Method: 7470A - Mercury (CVAA) (Continued)

Lab Sample ID: 440-84466-E-10-D MSD
Matrix: Water
Analysis Batch: 198665

Client Sample ID: Matrix Spike Duplicate
Prep Type: Dissolved
Prep Batch: 198367

Analyte	Sample Result	Sample Qualifier	Spike Added	MSD Result	MSD Qualifier	Unit	D	%Rec	%Rec. Limits	RPD	RPD Limit
Mercury	ND		0.00800	0.00775		mg/L		97	70 - 130	0	20

GC/MS VOA

Analysis Batch: 197494

Lab Sample ID	Client Sample ID	Prep Type	Matrix	Method	Prep Batch
440-84444-B-6 MS	Matrix Spike	Total/NA	Water	8260B	
440-84444-B-6 MSD	Matrix Spike Duplicate	Total/NA	Water	8260B	
440-84472-1	MW-10	Total/NA	Water	8260B	
440-84472-2	MW-11	Total/NA	Water	8260B	
440-84472-3	EB-073114	Total/NA	Water	8260B	
440-84472-4	MW-3	Total/NA	Water	8260B	
440-84472-5	TB-073114	Total/NA	Water	8260B	
LCS 440-197494/5	Lab Control Sample	Total/NA	Water	8260B	
MB 440-197494/4	Method Blank	Total/NA	Water	8260B	

GC/MS Semi VOA

Prep Batch: 197487

Lab Sample ID	Client Sample ID	Prep Type	Matrix	Method	Prep Batch
440-84472-1	MW-10	Total/NA	Water	3520C	
440-84472-2	MW-11	Total/NA	Water	3520C	
440-84472-3	EB-073114	Total/NA	Water	3520C	
440-84472-4	MW-3	Total/NA	Water	3520C	
LCS 440-197487/2-A	Lab Control Sample	Total/NA	Water	3520C	
LCSD 440-197487/3-A	Lab Control Sample Dup	Total/NA	Water	3520C	
MB 440-197487/1-A	Method Blank	Total/NA	Water	3520C	

Analysis Batch: 197943

Lab Sample ID	Client Sample ID	Prep Type	Matrix	Method	Prep Batch
440-84472-1	MW-10	Total/NA	Water	8270C LL	197487
440-84472-2	MW-11	Total/NA	Water	8270C LL	197487
440-84472-3	EB-073114	Total/NA	Water	8270C LL	197487
440-84472-4	MW-3	Total/NA	Water	8270C LL	197487
LCS 440-197487/2-A	Lab Control Sample	Total/NA	Water	8270C LL	197487
LCSD 440-197487/3-A	Lab Control Sample Dup	Total/NA	Water	8270C LL	197487
MB 440-197487/1-A	Method Blank	Total/NA	Water	8270C LL	197487

GC VOA

Analysis Batch: 197554

Lab Sample ID	Client Sample ID	Prep Type	Matrix	Method	Prep Batch
440-83944-C-10 MS	Matrix Spike	Total/NA	Water	8015B	
440-83944-C-10 MSD	Matrix Spike Duplicate	Total/NA	Water	8015B	
440-84472-1	MW-10	Total/NA	Water	8015B	
440-84472-2	MW-11	Total/NA	Water	8015B	
LCS 440-197554/3	Lab Control Sample	Total/NA	Water	8015B	
MB 440-197554/4	Method Blank	Total/NA	Water	8015B	

Analysis Batch: 197974

Lab Sample ID	Client Sample ID	Prep Type	Matrix	Method	Prep Batch
440-84472-3	EB-073114	Total/NA	Water	8015B	
440-84472-4	MW-3	Total/NA	Water	8015B	
440-84524-D-1 MSD	Matrix Spike Duplicate	Total/NA	Water	8015B	
440-84524-E-1 MS	Matrix Spike	Total/NA	Water	8015B	
LCS 440-197974/3	Lab Control Sample	Total/NA	Water	8015B	

GC VOA (Continued)

Analysis Batch: 197974 (Continued)

Lab Sample ID	Client Sample ID	Prep Type	Matrix	Method	Prep Batch
MB 440-197974/4	Method Blank	Total/NA	Water	8015B	

GC Semi VOA

Prep Batch: 197439

Lab Sample ID	Client Sample ID	Prep Type	Matrix	Method	Prep Batch
440-84393-B-1-A MSD	Matrix Spike Duplicate	Total/NA	Water	3510C	
440-84393-C-1-A MS	Matrix Spike	Total/NA	Water	3510C	
440-84472-1	MW-10	Total/NA	Water	3510C	
440-84472-2	MW-11	Total/NA	Water	3510C	
440-84472-3	EB-073114	Total/NA	Water	3510C	
440-84472-4	MW-3	Total/NA	Water	3510C	
LCS 440-197439/2-A	Lab Control Sample	Total/NA	Water	3510C	
MB 440-197439/1-A	Method Blank	Total/NA	Water	3510C	

Analysis Batch: 197668

Lab Sample ID	Client Sample ID	Prep Type	Matrix	Method	Prep Batch
440-84393-B-1-A MSD	Matrix Spike Duplicate	Total/NA	Water	8015B	197439
440-84393-C-1-A MS	Matrix Spike	Total/NA	Water	8015B	197439
440-84472-1	MW-10	Total/NA	Water	8015B	197439
440-84472-2	MW-11	Total/NA	Water	8015B	197439
440-84472-3	EB-073114	Total/NA	Water	8015B	197439
440-84472-4	MW-3	Total/NA	Water	8015B	197439
LCS 440-197439/2-A	Lab Control Sample	Total/NA	Water	8015B	197439
MB 440-197439/1-A	Method Blank	Total/NA	Water	8015B	197439

Metals

Prep Batch: 197896

Lab Sample ID	Client Sample ID	Prep Type	Matrix	Method	Prep Batch
440-84466-E-3-B MS	Matrix Spike	Dissolved	Water	3005A	
440-84466-E-3-C MSD	Matrix Spike Duplicate	Dissolved	Water	3005A	
440-84472-1	MW-10	Dissolved	Water	3005A	
440-84472-2	MW-11	Dissolved	Water	3005A	
440-84472-3	EB-073114	Dissolved	Water	3005A	
440-84472-4	MW-3	Dissolved	Water	3005A	
LCS 440-197896/2-A	Lab Control Sample	Total Recoverable	Water	3005A	
MB 440-197896/1-A	Method Blank	Total Recoverable	Water	3005A	

Analysis Batch: 198083

Lab Sample ID	Client Sample ID	Prep Type	Matrix	Method	Prep Batch
440-84466-E-3-B MS	Matrix Spike	Dissolved	Water	6010B	197896
440-84466-E-3-C MSD	Matrix Spike Duplicate	Dissolved	Water	6010B	197896
440-84472-1	MW-10	Dissolved	Water	6010B	197896
440-84472-2	MW-11	Dissolved	Water	6010B	197896
440-84472-3	EB-073114	Dissolved	Water	6010B	197896
440-84472-4	MW-3	Dissolved	Water	6010B	197896
LCS 440-197896/2-A	Lab Control Sample	Total Recoverable	Water	6010B	197896
MB 440-197896/1-A	Method Blank	Total Recoverable	Water	6010B	197896

Metals (Continued)

Prep Batch: 198367

Lab Sample ID	Client Sample ID	Prep Type	Matrix	Method	Prep Batch
440-84466-E-10-C MS	Matrix Spike	Dissolved	Water	7470A	
440-84466-E-10-D MSD	Matrix Spike Duplicate	Dissolved	Water	7470A	
440-84472-1	MW-10	Dissolved	Water	7470A	
440-84472-2	MW-11	Dissolved	Water	7470A	
440-84472-3	EB-073114	Dissolved	Water	7470A	
440-84472-4	MW-3	Dissolved	Water	7470A	
LCS 440-198367/2-A	Lab Control Sample	Total/NA	Water	7470A	
MB 440-198367/1-A	Method Blank	Total/NA	Water	7470A	

Analysis Batch: 198665

Lab Sample ID	Client Sample ID	Prep Type	Matrix	Method	Prep Batch
440-84466-E-10-C MS	Matrix Spike	Dissolved	Water	7470A	198367
440-84466-E-10-D MSD	Matrix Spike Duplicate	Dissolved	Water	7470A	198367
440-84472-1	MW-10	Dissolved	Water	7470A	198367
440-84472-2	MW-11	Dissolved	Water	7470A	198367
440-84472-3	EB-073114	Dissolved	Water	7470A	198367
440-84472-4	MW-3	Dissolved	Water	7470A	198367
LCS 440-198367/2-A	Lab Control Sample	Total/NA	Water	7470A	198367
MB 440-198367/1-A	Method Blank	Total/NA	Water	7470A	198367

Qualifiers

GC/MS Semi VOA

Qualifier	Qualifier Description
J	Result is less than the RL but greater than or equal to the MDL and the concentration is an approximate value.

Glossary

Abbreviation	These commonly used abbreviations may or may not be present in this report.
¤	Listed under the "D" column to designate that the result is reported on a dry weight basis
%R	Percent Recovery
CFL	Contains Free Liquid
CNF	Contains no Free Liquid
DER	Duplicate error ratio (normalized absolute difference)
Dil Fac	Dilution Factor
DL, RA, RE, IN	Indicates a Dilution, Re-analysis, Re-extraction, or additional Initial metals/anion analysis of the sample
DLC	Decision level concentration
MDA	Minimum detectable activity
EDL	Estimated Detection Limit
MDC	Minimum detectable concentration
MDL	Method Detection Limit
ML	Minimum Level (Dioxin)
NC	Not Calculated
ND	Not detected at the reporting limit (or MDL or EDL if shown)
PQL	Practical Quantitation Limit
QC	Quality Control
RER	Relative error ratio
RL	Reporting Limit or Requested Limit (Radiochemistry)
RPD	Relative Percent Difference, a measure of the relative difference between two points
TEF	Toxicity Equivalent Factor (Dioxin)
TEQ	Toxicity Equivalent Quotient (Dioxin)

Certification Summary

Client: ENVIRON International Corp.
Project/Site: Malibu, SMMUSD

TestAmerica Job ID: 440-84472-1

Laboratory: TestAmerica Irvine

All certifications held by this laboratory are listed. Not all certifications are applicable to this report.

Authority	Program	EPA Region	Certification ID	Expiration Date
Alaska	State Program	10	CA01531	06-30-15
Arizona	State Program	9	AZ0671	10-13-14
California	LA Cty Sanitation Districts	9	10256	01-31-15
California	State Program	9	2706	06-30-16
Guam	State Program	9	Cert. No. 12.002r	01-23-15
Hawaii	State Program	9	N/A	01-29-15 *
Nevada	State Program	9	CA015312007A	07-31-15
New Mexico	State Program	6	N/A	01-29-15
Northern Mariana Islands	State Program	9	MP0002	01-29-15
Oregon	NELAP	10	4005	01-29-15
USDA	Federal		P330-09-00080	06-06-15
USEPA UCMR	Federal	1	CA01531	01-31-15

* Certification renewal pending - certification considered valid.

ENVIRON

CHAIN-of-CUSTODY

№ 10107

PAGE 1 of 1

☑ 18100 Von Karman Ave., Suite 600
Irvine, CA 92612
(949) 261-5151
(949) 261-6202 (fax)

☐ 707 Wilshire Blvd., Suite 4950
Los Angeles, Calif. 90017
(213) 943-6300
(213) 943-6301 (fax)

☐ 1702 E Highland Avenue, Suite 412
Phoenix, AZ 85016
(602) 734-7700
(602) 734-7701 (fax)

MSA#: _____ WO#: _____

PROJECT NAME / FACILITY ID: SMMUSD

FIELD PERSON: Brian Bauer

PROJECT NUMBER: 04-33980A DATE: 7/31/14

PROJECT MANAGER: Safaa D.

PROJECT LOCATION: Malibu, Ca.

LABORATORY: Test America

IS THIS A UST PROJECT OR IS EDF REQUIRED? Y N IF YES, GLOBAL ID #: _____

SAMPLER: Brian Bauer

SIGNATURE: [signature]

SAMPLE I.D. NUMBER	SAMPLE DATE (YEAR 2014)	SAMPLE TIME	SAMPLE DEPTH (ft)	AIR SAMPLE VOLUME (L)	MATRIX (A) AIR (S) SOIL (G) GAS (W) WATER	NUMBER OF CONTAINERS	FILTERED/UNFILTERED (F/U)	PRESERVATION (SEE KEY)	ANALYSIS REQUIRED: VOCs 8260B	8015-gro/dro/oro	SVOCs 8270C	CAM metals 6010B + 7470A						COMMENTS
MW-10	7/31	1026	–	–	W	10	U/F	HCL, HNO3, NO3	X	X	X	X						• Samples analyzed
MW-11	↓	1244	↓	↓	↓	↓	↓	↓	X	X	X	X						for metals were
EB-073114	↓	1320	↓	↓	↓	↓	↓	↓	X	X	X	X						field filtered.
MW-3	↓	1408	↓	↓	↓	↓	↓	↓	X	X	X	X						
TB-073114	7/31	0700	–	–	W	3	U	HCL	X									
TOTAL	X	X	X															

440-84472 Chain of Custody

RELINQUISHED BY:	TIME/DATE:	RECEIVED BY:	TIME/DATE:
[signature]	1511/7/3/14	Tess Dunn (COMPANY): DCS	7-31-14 15:11
Tess Dunn DCS	7-31-14 7:00 PM	(COMPANY):	
		[signature] (COMPANY): TAI	7/31/14 1900

TURNAROUND TIME (CIRCLE ONE): SAME DAY, 24 HOURS, 48 HOURS, 72 HOURS, 5 DAYS, NORMAL

SAMPLE INTEGRITY: INTACT: Y N Temp 3.4/3.3 #63

IF SEALED, SEAL INTEGRITY: INTACT: Y N

H = HCL; N = HNO_3; S = H_2SO_4; U = UNKNOWN; NO = NONE; O = OTHER

FILE: LOG FORMS\Chain_of_Custody

Login Sample Receipt Checklist

Client: ENVIRON International Corp.

Job Number: 440-84472-1

Login Number: 84472

List Source: TestAmerica Irvine

List Number: 1

Creator: Bernal, Janie M

Question	Answer	Comment
Radioactivity wasn't checked or is </= background as measured by a survey meter.	True	
The cooler's custody seal, if present, is intact.	True	
Sample custody seals, if present, are intact.	True	
The cooler or samples do not appear to have been compromised or tampered with.	True	
Samples were received on ice.	True	
Cooler Temperature is acceptable.	True	
Cooler Temperature is recorded.	True	
COC is present.	True	
COC is filled out in ink and legible.	True	
COC is filled out with all pertinent information.	True	
Is the Field Sampler's name present on COC?	True	
There are no discrepancies between the containers received and the COC.	True	
Samples are received within Holding Time.	True	
Sample containers have legible labels.	True	
Containers are not broken or leaking.	True	
Sample collection date/times are provided.	True	
Appropriate sample containers are used.	True	
Sample bottles are completely filled.	True	
Sample Preservation Verified.	N/A	
There is sufficient vol. for all requested analyses, incl. any requested MS/MSDs	True	
Containers requiring zero headspace have no headspace or bubble is <6mm (1/4").	True	
Multiphasic samples are not present.	True	
Samples do not require splitting or compositing.	True	
Residual Chlorine Checked.	N/A	

TestAmerica

THE LEADER IN ENVIRONMENTAL TESTING

ANALYTICAL REPORT

TestAmerica Laboratories, Inc.
TestAmerica Irvine
17461 Derian Ave
Suite 100
Irvine, CA 92614-5817
Tel: (949)261-1022

TestAmerica Job ID: 440-84534-1
Client Project/Site: Malibu, SMMUSD

For:
ENVIRON International Corp.
18100 Von Karman Avenue
Irvine, California 92612

Attn: Safaa Dergham

Authorized for release by:
8/12/2014 1:54:31 PM

Patty Mata, Senior Project Manager
(949)261-1022
patty.mata@testamericainc.com

LINKS

Review your project results through TotalAccess

Have a Question? Ask The Expert

Visit us at: www.testamericainc.com

The test results in this report meet all 2003 NELAC and 2009 TNI requirements for accredited parameters, exceptions are noted in this report. This report may not be reproduced except in full, and with written approval from the laboratory. For questions please contact the Project Manager at the e-mail address or telephone number listed on this page.

This report has been electronically signed and authorized by the signatory. Electronic signature is intended to be the legally binding equivalent of a traditionally handwritten signature.

Results relate only to the items tested and the sample(s) as received by the laboratory.

Table of Contents

Cover Page 1
Table of Contents 2
Sample Summary 3
Case Narrative 4
Client Sample Results 5
Method Summary 26
Lab Chronicle 27
QC Sample Results 30
QC Association Summary 48
Definitions/Glossary 52
Certification Summary 53
Chain of Custody 54
Receipt Checklists 55

Sample Summary

Client: ENVIRON International Corp.
Project/Site: Malibu, SMMUSD

TestAmerica Job ID: 440-84534-1

Lab Sample ID	Client Sample ID	Matrix	Collected	Received
440-84534-1	MW-5	Water	08/01/14 08:19	08/01/14 16:22
440-84534-2	MW-4	Water	08/01/14 09:34	08/01/14 16:22
440-84534-3	MW-4-FD	Water	08/01/14 09:34	08/01/14 16:22
440-84534-4	EB-080114	Water	08/01/14 10:25	08/01/14 16:22
440-84534-5	MW-7	Water	08/01/14 11:37	08/01/14 16:22
440-84534-6	TB-080114	Water	08/01/14 07:00	08/01/14 16:22

Job ID: 440-84534-1

Laboratory: TestAmerica Irvine

Narrative

Job Narrative
440-84534-1

Comments
No additional comments.

Receipt
The samples were received on 8/1/2014 4:22 PM; the samples arrived in good condition, properly preserved and, where required, on ice. The temperature of the cooler at receipt was 3.7º C.

GC/MS VOA
Method(s) 8260B: The matrix spike / matrix spike duplicate (MS/MSD) recoveries for Bromodichloromethane and Dibromochloromethane in batch 197586 were outside control limits. The associated laboratory control sample (LCS) recovery met acceptance criteria.

No additional analytical or quality issues were noted, other than those described above or in the Definitions/Glossary page.

GC/MS Semi VOA
Method(s) 8270C LL: Insufficient sample volume was available to perform a matrix spike/matrix spike duplicate (MS/MSD) associated with batch 197932. The laboratory control sample (LCS) was performed in duplicate to provide precision data for this batch.

Method(s) 8270C LL: The %RPD of the laboratory control sample (LCS) and laboratory control standard duplicate (LCSD) for preparation batch 197932 recovered outside control limits for Benzidine. The individual LCS/LCSD percent recoveries were within acceptance limits.

No additional analytical or quality issues were noted, other than those described above or in the Definitions/Glossary page.

GC VOA
No analytical or quality issues were noted, other than those described in the Definitions/Glossary page.

GC Semi VOA
Method(s) 8015B: Insufficient sample volume was available to perform a matrix spike/matrixspike duplicate (MS/MSD) associated with batch 197846. The laboratory control sample (LCS) was performed in duplicate to provide precision data for this batch.

Method(s) 8015B: Insufficient sample volume was available to perform a matrix spike/matrix spike duplicate (MS/MSD) associated with batch 198104. The laboratory control sample (LCS) was performed in duplicate to provide precision data for this batch.

No additional analytical or quality issues were noted, other than those described above or in the Definitions/Glossary page.

Metals
No analytical or quality issues were noted, other than those described in the Definitions/Glossary page.

General Chemistry
No analytical or quality issues were noted, other than those described in the Definitions/Glossary page.

Organic Prep
No analytical or quality issues were noted, other than those described in the Definitions/Glossary page.

VOA Prep
No analytical or quality issues were noted, other than those described in the Definitions/Glossary page.

Client: ENVIRON International Corp.
Project/Site: Malibu, SMMUSD

TestAmerica Job ID: 440-84534-1

Client Sample ID: MW-5
Date Collected: 08/01/14 08:19
Date Received: 08/01/14 16:22

Lab Sample ID: 440-84534-1
Matrix: Water

Method: 8260B - Volatile Organic Compounds (GC/MS)

Analyte	Result	Qualifier	RL		Unit	D	Prepared	Analyzed	Dil Fac
Benzene	ND		0.50		ug/L			08/04/14 12:04	1
Bromobenzene	ND		1.0		ug/L			08/04/14 12:04	1
Bromochloromethane	ND		1.0		ug/L			08/04/14 12:04	1
Bromodichloromethane	ND		1.0		ug/L			08/04/14 12:04	1
Bromoform	ND		2.0		ug/L			08/04/14 12:04	1
Bromomethane	ND		1.0		ug/L			08/04/14 12:04	1
2-Butanone (MEK)	ND		5.0		ug/L			08/04/14 12:04	1
Carbon tetrachloride	ND		0.50		ug/L			08/04/14 12:04	1
Chlorobenzene	ND		1.0		ug/L			08/04/14 12:04	1
Chloroethane	ND		1.0		ug/L			08/04/14 12:04	1
Chloroform	ND		1.0		ug/L			08/04/14 12:04	1
Chloromethane	ND		1.0		ug/L			08/04/14 12:04	1
2-Chlorotoluene	ND		1.0		ug/L			08/04/14 12:04	1
4-Chlorotoluene	ND		1.0		ug/L			08/04/14 12:04	1
cis-1,2-Dichloroethene	ND		1.0		ug/L			08/04/14 12:04	1
cis-1,3-Dichloropropene	ND		0.50		ug/L			08/04/14 12:04	1
Dibromochloromethane	ND		1.0		ug/L			08/04/14 12:04	1
1,2-Dibromo-3-Chloropropane	ND		2.0		ug/L			08/04/14 12:04	1
1,2-Dibromoethane (EDB)	ND		1.0		ug/L			08/04/14 12:04	1
Dibromomethane	ND		1.0		ug/L			08/04/14 12:04	1
1,2-Dichlorobenzene	ND		2.0		ug/L			08/04/14 12:04	1
1,3-Dichlorobenzene	ND		1.0		ug/L			08/04/14 12:04	1
1,4-Dichlorobenzene	ND		1.0		ug/L			08/04/14 12:04	1
Dichlorodifluoromethane	ND		1.0		ug/L			08/04/14 12:04	1
1,1-Dichloroethane	ND		1.0		ug/L			08/04/14 12:04	1
1,2-Dichloroethane	ND		0.50		ug/L			08/04/14 12:04	1
1,1-Dichloroethene	ND		1.0		ug/L			08/04/14 12:04	1
1,2-Dichloropropane	ND		1.0		ug/L			08/04/14 12:04	1
1,3-Dichloropropane	ND		1.0		ug/L			08/04/14 12:04	1
2,2-Dichloropropane	ND		2.0		ug/L			08/04/14 12:04	1
1,1-Dichloropropene	ND		1.0		ug/L			08/04/14 12:04	1
Ethylbenzene	ND		1.0		ug/L			08/04/14 12:04	1
Hexachlorobutadiene	ND		1.0		ug/L			08/04/14 12:04	1
Isopropylbenzene	ND		1.0		ug/L			08/04/14 12:04	1
Methylene Chloride	ND		5.0		ug/L			08/04/14 12:04	1
Methyl-t-Butyl Ether (MTBE)	ND		0.50		ug/L			08/04/14 12:04	1
m,p-Xylene	ND		2.0		ug/L			08/04/14 12:04	1
Naphthalene	ND		2.0		ug/L			08/04/14 12:04	1
n-Butylbenzene	ND		2.0		ug/L			08/04/14 12:04	1
N-Propylbenzene	ND		1.0		ug/L			08/04/14 12:04	1
o-Xylene	ND		1.0		ug/L			08/04/14 12:04	1
p-Isopropyltoluene	ND		1.0		ug/L			08/04/14 12:04	1
sec-Butylbenzene	ND		1.0		ug/L			08/04/14 12:04	1
Styrene	ND		1.0		ug/L			08/04/14 12:04	1
tert-Butylbenzene	ND		1.0		ug/L			08/04/14 12:04	1
1,1,1,2-Tetrachloroethane	ND		1.0		ug/L			08/04/14 12:04	1
1,1,2,2-Tetrachloroethane	ND		1.0		ug/L			08/04/14 12:04	1
Tetrachloroethene	ND		1.0		ug/L			08/04/14 12:04	1
Toluene	ND		1.0		ug/L			08/04/14 12:04	1

Client: ENVIRON International Corp.
Project/Site: Malibu, SMMUSD

TestAmerica Job ID: 440-84534-1

Client Sample ID: MW-5
Date Collected: 08/01/14 08:19
Date Received: 08/01/14 16:22

Lab Sample ID: 440-84534-1
Matrix: Water

Method: 8260B - Volatile Organic Compounds (GC/MS) (Continued)

Analyte	Result	Qualifier	RL		Unit	D	Prepared	Analyzed	Dil Fac
trans-1,2-Dichloroethene	ND		1.0		ug/L			08/04/14 12:04	1
trans-1,3-Dichloropropene	ND		0.50		ug/L			08/04/14 12:04	1
1,2,3-Trichlorobenzene	ND		1.0		ug/L			08/04/14 12:04	1
1,2,4-Trichlorobenzene	ND		2.0		ug/L			08/04/14 12:04	1
1,1,1-Trichloroethane	ND		1.0		ug/L			08/04/14 12:04	1
1,1,2-Trichloroethane	ND		1.0		ug/L			08/04/14 12:04	1
Trichloroethene	ND		1.0		ug/L			08/04/14 12:04	1
Trichlorofluoromethane	ND		1.0		ug/L			08/04/14 12:04	1
1,2,3-Trichloropropane	ND		1.0		ug/L			08/04/14 12:04	1
1,2,4-Trimethylbenzene	ND		1.0		ug/L			08/04/14 12:04	1
1,3,5-Trimethylbenzene	ND		1.0		ug/L			08/04/14 12:04	1
Vinyl chloride	ND		0.50		ug/L			08/04/14 12:04	1

Surrogate	*%Recovery*	*Qualifier*	*Limits*	*Prepared*	*Analyzed*	*Dil Fac*
4-Bromofluorobenzene (Surr)	*104*		*80 - 120*		*08/04/14 12:04*	*1*
Dibromofluoromethane (Surr)	*107*		*76 - 132*		*08/04/14 12:04*	*1*
Toluene-d8 (Surr)	*111*		*80 - 128*		*08/04/14 12:04*	*1*

Method: 8270C LL - Semivolatile Organic Compounds by GCMS - Low Levels

Analyte	Result	Qualifier	RL		Unit	D	Prepared	Analyzed	Dil Fac
Acenaphthene	ND		0.48		ug/L		08/05/14 13:05	08/08/14 16:47	1
Acenaphthylene	ND		0.48		ug/L		08/05/14 13:05	08/08/14 16:47	1
Aniline	ND		9.5		ug/L		08/05/14 13:05	08/08/14 16:47	1
Anthracene	ND		0.48		ug/L		08/05/14 13:05	08/08/14 16:47	1
Benzidine	ND	*	9.5		ug/L		08/05/14 13:05	08/08/14 16:47	1
Benzo[a]anthracene	ND		4.8		ug/L		08/05/14 13:05	08/08/14 16:47	1
Benzo[a]pyrene	ND		1.9		ug/L		08/05/14 13:05	08/08/14 16:47	1
Benzo[b]fluoranthene	ND		1.9		ug/L		08/05/14 13:05	08/08/14 16:47	1
Benzo[g,h,i]perylene	ND		4.8		ug/L		08/05/14 13:05	08/08/14 16:47	1
Benzoic acid	ND		4.8		ug/L		08/05/14 13:05	08/08/14 16:47	1
Benzo[k]fluoranthene	ND		0.48		ug/L		08/05/14 13:05	08/08/14 16:47	1
Benzyl alcohol	ND		4.8		ug/L		08/05/14 13:05	08/08/14 16:47	1
Bis(2-chloroethoxy)methane	ND		0.48		ug/L		08/05/14 13:05	08/08/14 16:47	1
Bis(2-chloroethyl)ether	ND		0.48		ug/L		08/05/14 13:05	08/08/14 16:47	1
bis (2-chloroisopropyl) ether	ND		0.48		ug/L		08/05/14 13:05	08/08/14 16:47	1
Bis(2-ethylhexyl) phthalate	ND		4.8		ug/L		08/05/14 13:05	08/08/14 16:47	1
4-Bromophenyl phenyl ether	ND		0.95		ug/L		08/05/14 13:05	08/08/14 16:47	1
Butyl benzyl phthalate	ND		4.8		ug/L		08/05/14 13:05	08/08/14 16:47	1
4-Chloroaniline	ND		1.9		ug/L		08/05/14 13:05	08/08/14 16:47	1
4-Chloro-3-methylphenol	ND		1.9		ug/L		08/05/14 13:05	08/08/14 16:47	1
2-Chloronaphthalene	ND		0.48		ug/L		08/05/14 13:05	08/08/14 16:47	1
2-Chlorophenol	ND		0.95		ug/L		08/05/14 13:05	08/08/14 16:47	1
4-Chlorophenyl phenyl ether	ND		0.48		ug/L		08/05/14 13:05	08/08/14 16:47	1
Chrysene	ND		0.48		ug/L		08/05/14 13:05	08/08/14 16:47	1
Dibenz(a,h)anthracene	ND		0.48		ug/L		08/05/14 13:05	08/08/14 16:47	1
Dibenzofuran	ND		0.48		ug/L		08/05/14 13:05	08/08/14 16:47	1
1,2-Dichlorobenzene	ND		0.48		ug/L		08/05/14 13:05	08/08/14 16:47	1
1,3-Dichlorobenzene	ND		0.48		ug/L		08/05/14 13:05	08/08/14 16:47	1
1,4-Dichlorobenzene	ND		0.48		ug/L		08/05/14 13:05	08/08/14 16:47	1
3,3'-Dichlorobenzidine	ND		4.8		ug/L		08/05/14 13:05	08/08/14 16:47	1

Client: ENVIRON International Corp.
Project/Site: Malibu, SMMUSD

TestAmerica Job ID: 440-84534-1

Client Sample ID: MW-5
Date Collected: 08/01/14 08:19
Date Received: 08/01/14 16:22

Lab Sample ID: 440-84534-1
Matrix: Water

Method: 8270C LL - Semivolatile Organic Compounds by GCMS - Low Levels (Continued)

Analyte	Result	Qualifier	RL		Unit	D	Prepared	Analyzed	Dil Fac
2,4-Dichlorophenol	ND		1.9		ug/L		08/05/14 13:05	08/08/14 16:47	1
Diethyl phthalate	ND		0.95		ug/L		08/05/14 13:05	08/08/14 16:47	1
2,4-Dimethylphenol	ND		1.9		ug/L		08/05/14 13:05	08/08/14 16:47	1
Dimethyl phthalate	ND		0.48		ug/L		08/05/14 13:05	08/08/14 16:47	1
Di-n-butyl phthalate	ND		1.9		ug/L		08/05/14 13:05	08/08/14 16:47	1
4,6-Dinitro-2-methylphenol	ND		4.8		ug/L		08/05/14 13:05	08/08/14 16:47	1
2,4-Dinitrophenol	ND		4.8		ug/L		08/05/14 13:05	08/08/14 16:47	1
2,4-Dinitrotoluene	ND		4.8		ug/L		08/05/14 13:05	08/08/14 16:47	1
2,6-Dinitrotoluene	ND		4.8		ug/L		08/05/14 13:05	08/08/14 16:47	1
Di-n-octyl phthalate	ND		4.8		ug/L		08/05/14 13:05	08/08/14 16:47	1
1,2-Diphenylhydrazine(as Azobenzene)	ND		0.95		ug/L		08/05/14 13:05	08/08/14 16:47	1
Fluoranthene	ND		0.48		ug/L		08/05/14 13:05	08/08/14 16:47	1
Fluorene	ND		0.48		ug/L		08/05/14 13:05	08/08/14 16:47	1
Hexachlorobenzene	ND		0.95		ug/L		08/05/14 13:05	08/08/14 16:47	1
Hexachlorobutadiene	ND		1.9		ug/L		08/05/14 13:05	08/08/14 16:47	1
Hexachlorocyclopentadiene	ND		4.8		ug/L		08/05/14 13:05	08/08/14 16:47	1
Hexachloroethane	ND		2.9		ug/L		08/05/14 13:05	08/08/14 16:47	1
Indeno[1,2,3-cd]pyrene	ND		1.9		ug/L		08/05/14 13:05	08/08/14 16:47	1
Isophorone	ND		0.95		ug/L		08/05/14 13:05	08/08/14 16:47	1
2-Methylnaphthalene	ND		0.95		ug/L		08/05/14 13:05	08/08/14 16:47	1
2-Methylphenol	ND		1.9		ug/L		08/05/14 13:05	08/08/14 16:47	1
3-Methylphenol + 4-Methylphenol	ND		4.8		ug/L		08/05/14 13:05	08/08/14 16:47	1
Naphthalene	ND		0.95		ug/L		08/05/14 13:05	08/08/14 16:47	1
2-Nitroaniline	ND		4.8		ug/L		08/05/14 13:05	08/08/14 16:47	1
3-Nitroaniline	ND		4.8		ug/L		08/05/14 13:05	08/08/14 16:47	1
4-Nitroaniline	ND		4.8		ug/L		08/05/14 13:05	08/08/14 16:47	1
Nitrobenzene	ND		0.95		ug/L		08/05/14 13:05	08/08/14 16:47	1
2-Nitrophenol	ND		1.9		ug/L		08/05/14 13:05	08/08/14 16:47	1
4-Nitrophenol	ND		4.8		ug/L		08/05/14 13:05	08/08/14 16:47	1
N-Nitrosodi-n-propylamine	ND		1.9		ug/L		08/05/14 13:05	08/08/14 16:47	1
N-Nitrosodiphenylamine	ND		0.95		ug/L		08/05/14 13:05	08/08/14 16:47	1
Pentachlorophenol	ND		1.9		ug/L		08/05/14 13:05	08/08/14 16:47	1
Phenanthrene	ND		0.48		ug/L		08/05/14 13:05	08/08/14 16:47	1
Phenol	ND		0.95		ug/L		08/05/14 13:05	08/08/14 16:47	1
Pyrene	ND		0.48		ug/L		08/05/14 13:05	08/08/14 16:47	1
1,2,4-Trichlorobenzene	ND		0.95		ug/L		08/05/14 13:05	08/08/14 16:47	1
2,4,5-Trichlorophenol	ND		1.9		ug/L		08/05/14 13:05	08/08/14 16:47	1
2,4,6-Trichlorophenol	ND		0.95		ug/L		08/05/14 13:05	08/08/14 16:47	1

Surrogate	*%Recovery*	*Qualifier*	*Limits*	*Prepared*	*Analyzed*	*Dil Fac*
2-Fluorobiphenyl	*86*		*50 - 120*	*08/05/14 13:05*	*08/08/14 16:47*	*1*
2-Fluorophenol (Surr)	*64*		*30 - 120*	*08/05/14 13:05*	*08/08/14 16:47*	*1*
Nitrobenzene-d5 (Surr)	*73*		*45 - 120*	*08/05/14 13:05*	*08/08/14 16:47*	*1*
Phenol-d6 (Surr)	*74*		*35 - 120*	*08/05/14 13:05*	*08/08/14 16:47*	*1*
Terphenyl-d14 (Surr)	*66*		*37 - 144*	*08/05/14 13:05*	*08/08/14 16:47*	*1*
2,4,6-Tribromophenol (Surr)	*85*		*40 - 120*	*08/05/14 13:05*	*08/08/14 16:47*	*1*

Client: ENVIRON International Corp.
Project/Site: Malibu, SMMUSD

TestAmerica Job ID: 440-84534-1

Client Sample ID: MW-5

Lab Sample ID: 440-84534-1

Date Collected: 08/01/14 08:19

Matrix: Water

Date Received: 08/01/14 16:22

Method: 8015B - Gasoline Range Organics - (GC)

Analyte	Result	Qualifier	RL		Unit	D	Prepared	Analyzed	Dil Fac
GRO (C4-C12)	ND		50		ug/L			08/07/14 13:28	1

Surrogate	*%Recovery*	*Qualifier*	*Limits*	*Prepared*	*Analyzed*	*Dil Fac*
4-Bromofluorobenzene (Surr)	*105*		*65 - 140*		*08/07/14 13:28*	*1*

Method: 8015B - Diesel Range Organics (DRO) (GC)

Analyte	Result	Qualifier	RL		Unit	D	Prepared	Analyzed	Dil Fac
DRO (C13-C22)	ND		0.48		mg/L		08/06/14 09:00	08/06/14 14:33	1
ORO (C23-C40)	ND		0.48		mg/L		08/06/14 09:00	08/06/14 14:33	1

Surrogate	*%Recovery*	*Qualifier*	*Limits*	*Prepared*	*Analyzed*	*Dil Fac*
n-Octacosane	*95*		*45 - 120*	*08/06/14 09:00*	*08/06/14 14:33*	*1*

Method: 6010B - Metals (ICP) - Dissolved

Analyte	Result	Qualifier	RL		Unit	D	Prepared	Analyzed	Dil Fac
Antimony	ND		0.010		mg/L		08/08/14 10:05	08/08/14 16:38	1
Arsenic	ND		0.010		mg/L		08/08/14 10:05	08/08/14 16:38	1
Barium	**0.039**		0.010		mg/L		08/08/14 10:05	08/08/14 16:38	1
Beryllium	ND		0.0020		mg/L		08/08/14 10:05	08/08/14 16:38	1
Cadmium	ND		0.0050		mg/L		08/08/14 10:05	08/08/14 16:38	1
Chromium	**0.021**		0.0050		mg/L		08/08/14 10:05	08/08/14 16:38	1
Cobalt	ND		0.010		mg/L		08/08/14 10:05	08/08/14 16:38	1
Copper	ND		0.010		mg/L		08/08/14 10:05	08/08/14 16:38	1
Lead	ND		0.0050		mg/L		08/08/14 10:05	08/12/14 10:24	1
Molybdenum	**0.062**		0.020		mg/L		08/08/14 10:05	08/08/14 16:38	1
Nickel	**0.048**		0.010		mg/L		08/08/14 10:05	08/08/14 16:38	1
Selenium	ND		0.010		mg/L		08/08/14 10:05	08/08/14 16:38	1
Silver	ND		0.010		mg/L		08/08/14 10:05	08/08/14 16:38	1
Thallium	ND		0.010		mg/L		08/08/14 10:05	08/08/14 16:38	1
Vanadium	**0.013**		0.010		mg/L		08/08/14 10:05	08/08/14 16:38	1
Zinc	ND		0.020		mg/L		08/08/14 10:05	08/08/14 16:38	1

Method: 7470A - Mercury (CVAA) - Dissolved

Analyte	Result	Qualifier	RL		Unit	D	Prepared	Analyzed	Dil Fac
Mercury	ND		0.00020		mg/L		08/07/14 09:04	08/07/14 16:01	1

Client Sample ID: MW-4

Lab Sample ID: 440-84534-2

Date Collected: 08/01/14 09:34

Matrix: Water

Date Received: 08/01/14 16:22

Method: 8260B - Volatile Organic Compounds (GC/MS)

Analyte	Result	Qualifier	RL		Unit	D	Prepared	Analyzed	Dil Fac
Benzene	ND		0.50		ug/L			08/04/14 15:07	1
Bromobenzene	ND		1.0		ug/L			08/04/14 15:07	1
Bromochloromethane	ND		1.0		ug/L			08/04/14 15:07	1
Bromodichloromethane	ND		1.0		ug/L			08/04/14 15:07	1
Bromoform	ND		2.0		ug/L			08/04/14 15:07	1
Bromomethane	ND		1.0		ug/L			08/04/14 15:07	1
2-Butanone (MEK)	ND		5.0		ug/L			08/04/14 15:07	1
Carbon tetrachloride	ND		0.50		ug/L			08/04/14 15:07	1
Chlorobenzene	ND		1.0		ug/L			08/04/14 15:07	1

Client: ENVIRON International Corp.
Project/Site: Malibu, SMMUSD

TestAmerica Job ID: 440-84534-1

Client Sample ID: MW-4
Date Collected: 08/01/14 09:34
Date Received: 08/01/14 16:22

Lab Sample ID: 440-84534-2
Matrix: Water

Method: 8260B - Volatile Organic Compounds (GC/MS) (Continued)

Analyte	Result	Qualifier	RL		Unit	D	Prepared	Analyzed	Dil Fac
Chloroethane	ND		1.0		ug/L			08/04/14 15:07	1
Chloroform	ND		1.0		ug/L			08/04/14 15:07	1
Chloromethane	ND		1.0		ug/L			08/04/14 15:07	1
2-Chlorotoluene	ND		1.0		ug/L			08/04/14 15:07	1
4-Chlorotoluene	ND		1.0		ug/L			08/04/14 15:07	1
cis-1,2-Dichloroethene	ND		1.0		ug/L			08/04/14 15:07	1
cis-1,3-Dichloropropene	ND		0.50		ug/L			08/04/14 15:07	1
Dibromochloromethane	ND		1.0		ug/L			08/04/14 15:07	1
1,2-Dibromo-3-Chloropropane	ND		2.0		ug/L			08/04/14 15:07	1
1,2-Dibromoethane (EDB)	ND		1.0		ug/L			08/04/14 15:07	1
Dibromomethane	ND		1.0		ug/L			08/04/14 15:07	1
1,2-Dichlorobenzene	ND		2.0		ug/L			08/04/14 15:07	1
1,3-Dichlorobenzene	ND		1.0		ug/L			08/04/14 15:07	1
1,4-Dichlorobenzene	ND		1.0		ug/L			08/04/14 15:07	1
Dichlorodifluoromethane	ND		1.0		ug/L			08/04/14 15:07	1
1,1-Dichloroethane	ND		1.0		ug/L			08/04/14 15:07	1
1,2-Dichloroethane	ND		0.50		ug/L			08/04/14 15:07	1
1,1-Dichloroethene	ND		1.0		ug/L			08/04/14 15:07	1
1,2-Dichloropropane	ND		1.0		ug/L			08/04/14 15:07	1
1,3-Dichloropropane	ND		1.0		ug/L			08/04/14 15:07	1
2,2-Dichloropropane	ND		2.0		ug/L			08/04/14 15:07	1
1,1-Dichloropropene	ND		1.0		ug/L			08/04/14 15:07	1
Ethylbenzene	ND		1.0		ug/L			08/04/14 15:07	1
Hexachlorobutadiene	ND		1.0		ug/L			08/04/14 15:07	1
Isopropylbenzene	ND		1.0		ug/L			08/04/14 15:07	1
Methylene Chloride	ND		5.0		ug/L			08/04/14 15:07	1
Methyl-t-Butyl Ether (MTBE)	ND		0.50		ug/L			08/04/14 15:07	1
m,p-Xylene	ND		2.0		ug/L			08/04/14 15:07	1
Naphthalene	ND		2.0		ug/L			08/04/14 15:07	1
n-Butylbenzene	ND		2.0		ug/L			08/04/14 15:07	1
N-Propylbenzene	ND		1.0		ug/L			08/04/14 15:07	1
o-Xylene	ND		1.0		ug/L			08/04/14 15:07	1
p-Isopropyltoluene	ND		1.0		ug/L			08/04/14 15:07	1
sec-Butylbenzene	ND		1.0		ug/L			08/04/14 15:07	1
Styrene	ND		1.0		ug/L			08/04/14 15:07	1
tert-Butylbenzene	ND		1.0		ug/L			08/04/14 15:07	1
1,1,1,2-Tetrachloroethane	ND		1.0		ug/L			08/04/14 15:07	1
1,1,2,2-Tetrachloroethane	ND		1.0		ug/L			08/04/14 15:07	1
Tetrachloroethene	ND		1.0		ug/L			08/04/14 15:07	1
Toluene	ND		1.0		ug/L			08/04/14 15:07	1
trans-1,2-Dichloroethene	ND		1.0		ug/L			08/04/14 15:07	1
trans-1,3-Dichloropropene	ND		0.50		ug/L			08/04/14 15:07	1
1,2,3-Trichlorobenzene	ND		1.0		ug/L			08/04/14 15:07	1
1,2,4-Trichlorobenzene	ND		2.0		ug/L			08/04/14 15:07	1
1,1,1-Trichloroethane	ND		1.0		ug/L			08/04/14 15:07	1
1,1,2-Trichloroethane	ND		1.0		ug/L			08/04/14 15:07	1
Trichloroethene	ND		1.0		ug/L			08/04/14 15:07	1
Trichlorofluoromethane	ND		1.0		ug/L			08/04/14 15:07	1
1,2,3-Trichloropropane	ND		1.0		ug/L			08/04/14 15:07	1

Client Sample ID: MW-4
Date Collected: 08/01/14 09:34
Date Received: 08/01/14 16:22

Lab Sample ID: 440-84534-2
Matrix: Water

Method: 8260B - Volatile Organic Compounds (GC/MS) (Continued)

Analyte	Result	Qualifier	RL		Unit	D	Prepared	Analyzed	Dil Fac
1,2,4-Trimethylbenzene	ND		1.0		ug/L			08/04/14 15:07	1
1,3,5-Trimethylbenzene	ND		1.0		ug/L			08/04/14 15:07	1
Vinyl chloride	ND		0.50		ug/L			08/04/14 15:07	1

Surrogate	*%Recovery*	*Qualifier*	*Limits*	*Prepared*	*Analyzed*	*Dil Fac*
4-Bromofluorobenzene (Surr)	*105*		*80 - 120*		*08/04/14 15:07*	*1*
Dibromofluoromethane (Surr)	*112*		*76 - 132*		*08/04/14 15:07*	*1*
Toluene-d8 (Surr)	*112*		*80 - 128*		*08/04/14 15:07*	*1*

Method: 8270C LL - Semivolatile Organic Compounds by GCMS - Low Levels

Analyte	Result	Qualifier	RL		Unit	D	Prepared	Analyzed	Dil Fac
Acenaphthene	ND		0.48		ug/L		08/05/14 13:05	08/08/14 17:40	1
Acenaphthylene	ND		0.48		ug/L		08/05/14 13:05	08/08/14 17:40	1
Aniline	ND		9.5		ug/L		08/05/14 13:05	08/08/14 17:40	1
Anthracene	ND		0.48		ug/L		08/05/14 13:05	08/08/14 17:40	1
Benzidine	ND	*	9.5		ug/L		08/05/14 13:05	08/08/14 17:40	1
Benzo[a]anthracene	ND		4.8		ug/L		08/05/14 13:05	08/08/14 17:40	1
Benzo[a]pyrene	ND		1.9		ug/L		08/05/14 13:05	08/08/14 17:40	1
Benzo[b]fluoranthene	ND		1.9		ug/L		08/05/14 13:05	08/08/14 17:40	1
Benzo[g,h,i]perylene	ND		4.8		ug/L		08/05/14 13:05	08/08/14 17:40	1
Benzoic acid	ND		4.8		ug/L		08/05/14 13:05	08/08/14 17:40	1
Benzo[k]fluoranthene	ND		0.48		ug/L		08/05/14 13:05	08/08/14 17:40	1
Benzyl alcohol	ND		4.8		ug/L		08/05/14 13:05	08/08/14 17:40	1
Bis(2-chloroethoxy)methane	ND		0.48		ug/L		08/05/14 13:05	08/08/14 17:40	1
Bis(2-chloroethyl)ether	ND		0.48		ug/L		08/05/14 13:05	08/08/14 17:40	1
bis (2-chloroisopropyl) ether	ND		0.48		ug/L		08/05/14 13:05	08/08/14 17:40	1
Bis(2-ethylhexyl) phthalate	ND		4.8		ug/L		08/05/14 13:05	08/08/14 17:40	1
4-Bromophenyl phenyl ether	ND		0.95		ug/L		08/05/14 13:05	08/08/14 17:40	1
Butyl benzyl phthalate	ND		4.8		ug/L		08/05/14 13:05	08/08/14 17:40	1
4-Chloroaniline	ND		1.9		ug/L		08/05/14 13:05	08/08/14 17:40	1
4-Chloro-3-methylphenol	ND		1.9		ug/L		08/05/14 13:05	08/08/14 17:40	1
2-Chloronaphthalene	ND		0.48		ug/L		08/05/14 13:05	08/08/14 17:40	1
2-Chlorophenol	ND		0.95		ug/L		08/05/14 13:05	08/08/14 17:40	1
4-Chlorophenyl phenyl ether	ND		0.48		ug/L		08/05/14 13:05	08/08/14 17:40	1
Chrysene	ND		0.48		ug/L		08/05/14 13:05	08/08/14 17:40	1
Dibenz(a,h)anthracene	ND		0.48		ug/L		08/05/14 13:05	08/08/14 17:40	1
Dibenzofuran	ND		0.48		ug/L		08/05/14 13:05	08/08/14 17:40	1
1,2-Dichlorobenzene	ND		0.48		ug/L		08/05/14 13:05	08/08/14 17:40	1
1,3-Dichlorobenzene	ND		0.48		ug/L		08/05/14 13:05	08/08/14 17:40	1
1,4-Dichlorobenzene	ND		0.48		ug/L		08/05/14 13:05	08/08/14 17:40	1
3,3'-Dichlorobenzidine	ND		4.8		ug/L		08/05/14 13:05	08/08/14 17:40	1
2,4-Dichlorophenol	ND		1.9		ug/L		08/05/14 13:05	08/08/14 17:40	1
Diethyl phthalate	ND		0.95		ug/L		08/05/14 13:05	08/08/14 17:40	1
2,4-Dimethylphenol	ND		1.9		ug/L		08/05/14 13:05	08/08/14 17:40	1
Dimethyl phthalate	ND		0.48		ug/L		08/05/14 13:05	08/08/14 17:40	1
Di-n-butyl phthalate	ND		1.9		ug/L		08/05/14 13:05	08/08/14 17:40	1
4,6-Dinitro-2-methylphenol	ND		4.8		ug/L		08/05/14 13:05	08/08/14 17:40	1
2,4-Dinitrophenol	ND		4.8		ug/L		08/05/14 13:05	08/08/14 17:40	1
2,4-Dinitrotoluene	ND		4.8		ug/L		08/05/14 13:05	08/08/14 17:40	1
2,6-Dinitrotoluene	ND		4.8		ug/L		08/05/14 13:05	08/08/14 17:40	1

Client Sample ID: MW-4
Date Collected: 08/01/14 09:34
Date Received: 08/01/14 16:22

Lab Sample ID: 440-84534-2
Matrix: Water

Method: 8270C LL - Semivolatile Organic Compounds by GCMS - Low Levels (Continued)

Analyte	Result	Qualifier	RL	Unit	D	Prepared	Analyzed	Dil Fac
Di-n-octyl phthalate	ND		4.8	ug/L		08/05/14 13:05	08/08/14 17:40	1
1,2-Diphenylhydrazine(as Azobenzene)	ND		0.95	ug/L		08/05/14 13:05	08/08/14 17:40	1
Fluoranthene	ND		0.48	ug/L		08/05/14 13:05	08/08/14 17:40	1
Fluorene	ND		0.48	ug/L		08/05/14 13:05	08/08/14 17:40	1
Hexachlorobenzene	ND		0.95	ug/L		08/05/14 13:05	08/08/14 17:40	1
Hexachlorobutadiene	ND		1.9	ug/L		08/05/14 13:05	08/08/14 17:40	1
Hexachlorocyclopentadiene	ND		4.8	ug/L		08/05/14 13:05	08/08/14 17:40	1
Hexachloroethane	ND		2.9	ug/L		08/05/14 13:05	08/08/14 17:40	1
Indeno[1,2,3-cd]pyrene	ND		1.9	ug/L		08/05/14 13:05	08/08/14 17:40	1
Isophorone	ND		0.95	ug/L		08/05/14 13:05	08/08/14 17:40	1
2-Methylnaphthalene	ND		0.95	ug/L		08/05/14 13:05	08/08/14 17:40	1
2-Methylphenol	ND		1.9	ug/L		08/05/14 13:05	08/08/14 17:40	1
3-Methylphenol + 4-Methylphenol	ND		4.8	ug/L		08/05/14 13:05	08/08/14 17:40	1
Naphthalene	ND		0.95	ug/L		08/05/14 13:05	08/08/14 17:40	1
2-Nitroaniline	ND		4.8	ug/L		08/05/14 13:05	08/08/14 17:40	1
3-Nitroaniline	ND		4.8	ug/L		08/05/14 13:05	08/08/14 17:40	1
4-Nitroaniline	ND		4.8	ug/L		08/05/14 13:05	08/08/14 17:40	1
Nitrobenzene	ND		0.95	ug/L		08/05/14 13:05	08/08/14 17:40	1
2-Nitrophenol	ND		1.9	ug/L		08/05/14 13:05	08/08/14 17:40	1
4-Nitrophenol	ND		4.8	ug/L		08/05/14 13:05	08/08/14 17:40	1
N-Nitrosodi-n-propylamine	ND		1.9	ug/L		08/05/14 13:05	08/08/14 17:40	1
N-Nitrosodiphenylamine	ND		0.95	ug/L		08/05/14 13:05	08/08/14 17:40	1
Pentachlorophenol	ND		1.9	ug/L		08/05/14 13:05	08/08/14 17:40	1
Phenanthrene	ND		0.48	ug/L		08/05/14 13:05	08/08/14 17:40	1
Phenol	ND		0.95	ug/L		08/05/14 13:05	08/08/14 17:40	1
Pyrene	ND		0.48	ug/L		08/05/14 13:05	08/08/14 17:40	1
1,2,4-Trichlorobenzene	ND		0.95	ug/L		08/05/14 13:05	08/08/14 17:40	1
2,4,5-Trichlorophenol	ND		1.9	ug/L		08/05/14 13:05	08/08/14 17:40	1
2,4,6-Trichlorophenol	ND		0.95	ug/L		08/05/14 13:05	08/08/14 17:40	1

Surrogate	*%Recovery*	*Qualifier*	*Limits*	*Prepared*	*Analyzed*	*Dil Fac*
2-Fluorobiphenyl	*66*		*50 - 120*	*08/05/14 13:05*	*08/08/14 17:40*	*1*
2-Fluorophenol (Surr)	*53*		*30 - 120*	*08/05/14 13:05*	*08/08/14 17:40*	*1*
Nitrobenzene-d5 (Surr)	*55*		*45 - 120*	*08/05/14 13:05*	*08/08/14 17:40*	*1*
Phenol-d6 (Surr)	*60*		*35 - 120*	*08/05/14 13:05*	*08/08/14 17:40*	*1*
Terphenyl-d14 (Surr)	*68*		*37 - 144*	*08/05/14 13:05*	*08/08/14 17:40*	*1*
2,4,6-Tribromophenol (Surr)	*66*		*40 - 120*	*08/05/14 13:05*	*08/08/14 17:40*	*1*

Method: 8015B - Gasoline Range Organics - (GC)

Analyte	Result	Qualifier	RL	Unit	D	Prepared	Analyzed	Dil Fac
GRO (C4-C12)	ND		50	ug/L			08/07/14 00:10	1

Surrogate	*%Recovery*	*Qualifier*	*Limits*	*Prepared*	*Analyzed*	*Dil Fac*
4-Bromofluorobenzene (Surr)	*100*		*65 - 140*		*08/07/14 00:10*	*1*

Method: 8015B - Diesel Range Organics (DRO) (GC)

Analyte	Result	Qualifier	RL	Unit	D	Prepared	Analyzed	Dil Fac
DRO (C13-C22)	ND		0.47	mg/L		08/05/14 07:28	08/05/14 19:00	1
ORO (C23-C40)	ND		0.47	mg/L		08/05/14 07:28	08/05/14 19:00	1

Client Sample ID: MW-4

Lab Sample ID: 440-84534-2

Date Collected: 08/01/14 09:34

Matrix: Water

Date Received: 08/01/14 16:22

Surrogate	*%Recovery*	*Qualifier*	*Limits*	*Prepared*	*Analyzed*	*Dil Fac*
n-Octacosane	*111*		*45 - 120*	*08/05/14 07:28*	*08/05/14 19:00*	*1*

Method: 6010B - Metals (ICP) - Dissolved

Analyte	Result	Qualifier	RL	Unit	D	Prepared	Analyzed	Dil Fac
Antimony	ND		0.010	mg/L		08/08/14 10:05	08/08/14 16:46	1
Arsenic	ND		0.010	mg/L		08/08/14 10:05	08/08/14 16:46	1
Barium	**0.045**		0.010	mg/L		08/08/14 10:05	08/08/14 16:46	1
Beryllium	ND		0.0020	mg/L		08/08/14 10:05	08/08/14 16:46	1
Cadmium	ND		0.0050	mg/L		08/08/14 10:05	08/08/14 16:46	1
Chromium	**0.015**		0.0050	mg/L		08/08/14 10:05	08/08/14 16:46	1
Cobalt	ND		0.010	mg/L		08/08/14 10:05	08/08/14 16:46	1
Copper	ND		0.010	mg/L		08/08/14 10:05	08/08/14 16:46	1
Lead	ND		0.0050	mg/L		08/08/14 10:05	08/12/14 10:26	1
Molybdenum	**0.027**		0.020	mg/L		08/08/14 10:05	08/08/14 16:46	1
Nickel	**0.013**		0.010	mg/L		08/08/14 10:05	08/08/14 16:46	1
Selenium	ND		0.010	mg/L		08/08/14 10:05	08/08/14 16:46	1
Silver	ND		0.010	mg/L		08/08/14 10:05	08/08/14 16:46	1
Thallium	ND		0.010	mg/L		08/08/14 10:05	08/08/14 16:46	1
Vanadium	**0.010**		0.010	mg/L		08/08/14 10:05	08/08/14 16:46	1
Zinc	ND		0.020	mg/L		08/08/14 10:05	08/08/14 16:46	1

Method: 7470A - Mercury (CVAA) - Dissolved

Analyte	Result	Qualifier	RL	Unit	D	Prepared	Analyzed	Dil Fac
Mercury	ND		0.00020	mg/L		08/07/14 09:04	08/07/14 16:03	1

Client Sample ID: MW-4-FD

Lab Sample ID: 440-84534-3

Date Collected: 08/01/14 09:34

Matrix: Water

Date Received: 08/01/14 16:22

Method: 8260B - Volatile Organic Compounds (GC/MS)

Analyte	Result	Qualifier	RL	Unit	D	Prepared	Analyzed	Dil Fac
Benzene	ND		0.50	ug/L			08/04/14 15:38	1
Bromobenzene	ND		1.0	ug/L			08/04/14 15:38	1
Bromochloromethane	ND		1.0	ug/L			08/04/14 15:38	1
Bromodichloromethane	ND		1.0	ug/L			08/04/14 15:38	1
Bromoform	ND		2.0	ug/L			08/04/14 15:38	1
Bromomethane	ND		1.0	ug/L			08/04/14 15:38	1
2-Butanone (MEK)	ND		5.0	ug/L			08/04/14 15:38	1
Carbon tetrachloride	ND		0.50	ug/L			08/04/14 15:38	1
Chlorobenzene	ND		1.0	ug/L			08/04/14 15:38	1
Chloroethane	ND		1.0	ug/L			08/04/14 15:38	1
Chloroform	ND		1.0	ug/L			08/04/14 15:38	1
Chloromethane	ND		1.0	ug/L			08/04/14 15:38	1
2-Chlorotoluene	ND		1.0	ug/L			08/04/14 15:38	1
4-Chlorotoluene	ND		1.0	ug/L			08/04/14 15:38	1
cis-1,2-Dichloroethene	ND		1.0	ug/L			08/04/14 15:38	1
cis-1,3-Dichloropropene	ND		0.50	ug/L			08/04/14 15:38	1
Dibromochloromethane	ND		1.0	ug/L			08/04/14 15:38	1
1,2-Dibromo-3-Chloropropane	ND		2.0	ug/L			08/04/14 15:38	1
1,2-Dibromoethane (EDB)	ND		1.0	ug/L			08/04/14 15:38	1
Dibromomethane	ND		1.0	ug/L			08/04/14 15:38	1

Client: ENVIRON International Corp.
Project/Site: Malibu, SMMUSD

TestAmerica Job ID: 440-84534-1

Client Sample ID: MW-4-FD
Date Collected: 08/01/14 09:34
Date Received: 08/01/14 16:22

Lab Sample ID: 440-84534-3
Matrix: Water

Method: 8260B - Volatile Organic Compounds (GC/MS) (Continued)

Analyte	Result	Qualifier	RL		Unit	D	Prepared	Analyzed	Dil Fac
1,2-Dichlorobenzene	ND		2.0		ug/L			08/04/14 15:38	1
1,3-Dichlorobenzene	ND		1.0		ug/L			08/04/14 15:38	1
1,4-Dichlorobenzene	ND		1.0		ug/L			08/04/14 15:38	1
Dichlorodifluoromethane	ND		1.0		ug/L			08/04/14 15:38	1
1,1-Dichloroethane	ND		1.0		ug/L			08/04/14 15:38	1
1,2-Dichloroethane	ND		0.50		ug/L			08/04/14 15:38	1
1,1-Dichloroethene	ND		1.0		ug/L			08/04/14 15:38	1
1,2-Dichloropropane	ND		1.0		ug/L			08/04/14 15:38	1
1,3-Dichloropropane	ND		1.0		ug/L			08/04/14 15:38	1
2,2-Dichloropropane	ND		2.0		ug/L			08/04/14 15:38	1
1,1-Dichloropropene	ND		1.0		ug/L			08/04/14 15:38	1
Ethylbenzene	ND		1.0		ug/L			08/04/14 15:38	1
Hexachlorobutadiene	ND		1.0		ug/L			08/04/14 15:38	1
Isopropylbenzene	ND		1.0		ug/L			08/04/14 15:38	1
Methylene Chloride	ND		5.0		ug/L			08/04/14 15:38	1
Methyl-t-Butyl Ether (MTBE)	ND		0.50		ug/L			08/04/14 15:38	1
m,p-Xylene	ND		2.0		ug/L			08/04/14 15:38	1
Naphthalene	ND		2.0		ug/L			08/04/14 15:38	1
n-Butylbenzene	ND		2.0		ug/L			08/04/14 15:38	1
N-Propylbenzene	ND		1.0		ug/L			08/04/14 15:38	1
o-Xylene	ND		1.0		ug/L			08/04/14 15:38	1
p-Isopropyltoluene	ND		1.0		ug/L			08/04/14 15:38	1
sec-Butylbenzene	ND		1.0		ug/L			08/04/14 15:38	1
Styrene	ND		1.0		ug/L			08/04/14 15:38	1
tert-Butylbenzene	ND		1.0		ug/L			08/04/14 15:38	1
1,1,1,2-Tetrachloroethane	ND		1.0		ug/L			08/04/14 15:38	1
1,1,2,2-Tetrachloroethane	ND		1.0		ug/L			08/04/14 15:38	1
Tetrachloroethene	ND		1.0		ug/L			08/04/14 15:38	1
Toluene	ND		1.0		ug/L			08/04/14 15:38	1
trans-1,2-Dichloroethene	ND		1.0		ug/L			08/04/14 15:38	1
trans-1,3-Dichloropropene	ND		0.50		ug/L			08/04/14 15:38	1
1,2,3-Trichlorobenzene	ND		1.0		ug/L			08/04/14 15:38	1
1,2,4-Trichlorobenzene	ND		2.0		ug/L			08/04/14 15:38	1
1,1,1-Trichloroethane	ND		1.0		ug/L			08/04/14 15:38	1
1,1,2-Trichloroethane	ND		1.0		ug/L			08/04/14 15:38	1
Trichloroethene	ND		1.0		ug/L			08/04/14 15:38	1
Trichlorofluoromethane	ND		1.0		ug/L			08/04/14 15:38	1
1,2,3-Trichloropropane	ND		1.0		ug/L			08/04/14 15:38	1
1,2,4-Trimethylbenzene	ND		1.0		ug/L			08/04/14 15:38	1
1,3,5-Trimethylbenzene	ND		1.0		ug/L			08/04/14 15:38	1
Vinyl chloride	ND		0.50		ug/L			08/04/14 15:38	1

Surrogate	*%Recovery*	*Qualifier*	*Limits*	*Prepared*	*Analyzed*	*Dil Fac*
4-Bromofluorobenzene (Surr)	*104*		*80 - 120*		*08/04/14 15:38*	*1*
Dibromofluoromethane (Surr)	*117*		*76 - 132*		*08/04/14 15:38*	*1*
Toluene-d8 (Surr)	*112*		*80 - 128*		*08/04/14 15:38*	*1*

Method: 8270C LL - Semivolatile Organic Compounds by GCMS - Low Levels

Analyte	Result	Qualifier	RL		Unit	D	Prepared	Analyzed	Dil Fac
Acenaphthene	ND		0.47		ug/L		08/05/14 13:05	08/08/14 18:07	1

Client: ENVIRON International Corp.
Project/Site: Malibu, SMMUSD

TestAmerica Job ID: 440-84534-1

Client Sample ID: MW-4-FD
Date Collected: 08/01/14 09:34
Date Received: 08/01/14 16:22

Lab Sample ID: 440-84534-3
Matrix: Water

Method: 8270C LL - Semivolatile Organic Compounds by GCMS - Low Levels (Continued)

Analyte	Result	Qualifier	RL		Unit	D	Prepared	Analyzed	Dil Fac
Acenaphthylene	ND		0.47		ug/L		08/05/14 13:05	08/08/14 18:07	1
Aniline	ND		9.5		ug/L		08/05/14 13:05	08/08/14 18:07	1
Anthracene	ND		0.47		ug/L		08/05/14 13:05	08/08/14 18:07	1
Benzidine	ND	*	9.5		ug/L		08/05/14 13:05	08/08/14 18:07	1
Benzo[a]anthracene	ND		4.7		ug/L		08/05/14 13:05	08/08/14 18:07	1
Benzo[a]pyrene	ND		1.9		ug/L		08/05/14 13:05	08/08/14 18:07	1
Benzo[b]fluoranthene	ND		1.9		ug/L		08/05/14 13:05	08/08/14 18:07	1
Benzo[g,h,i]perylene	ND		4.7		ug/L		08/05/14 13:05	08/08/14 18:07	1
Benzoic acid	ND		4.7		ug/L		08/05/14 13:05	08/08/14 18:07	1
Benzo[k]fluoranthene	ND		0.47		ug/L		08/05/14 13:05	08/08/14 18:07	1
Benzyl alcohol	ND		4.7		ug/L		08/05/14 13:05	08/08/14 18:07	1
Bis(2-chloroethoxy)methane	ND		0.47		ug/L		08/05/14 13:05	08/08/14 18:07	1
Bis(2-chloroethyl)ether	ND		0.47		ug/L		08/05/14 13:05	08/08/14 18:07	1
bis (2-chloroisopropyl) ether	ND		0.47		ug/L		08/05/14 13:05	08/08/14 18:07	1
Bis(2-ethylhexyl) phthalate	ND		4.7		ug/L		08/05/14 13:05	08/08/14 18:07	1
4-Bromophenyl phenyl ether	ND		0.95		ug/L		08/05/14 13:05	08/08/14 18:07	1
Butyl benzyl phthalate	ND		4.7		ug/L		08/05/14 13:05	08/08/14 18:07	1
4-Chloroaniline	ND		1.9		ug/L		08/05/14 13:05	08/08/14 18:07	1
4-Chloro-3-methylphenol	ND		1.9		ug/L		08/05/14 13:05	08/08/14 18:07	1
2-Chloronaphthalene	ND		0.47		ug/L		08/05/14 13:05	08/08/14 18:07	1
2-Chlorophenol	ND		0.95		ug/L		08/05/14 13:05	08/08/14 18:07	1
4-Chlorophenyl phenyl ether	ND		0.47		ug/L		08/05/14 13:05	08/08/14 18:07	1
Chrysene	ND		0.47		ug/L		08/05/14 13:05	08/08/14 18:07	1
Dibenz(a,h)anthracene	ND		0.47		ug/L		08/05/14 13:05	08/08/14 18:07	1
Dibenzofuran	ND		0.47		ug/L		08/05/14 13:05	08/08/14 18:07	1
1,2-Dichlorobenzene	ND		0.47		ug/L		08/05/14 13:05	08/08/14 18:07	1
1,3-Dichlorobenzene	ND		0.47		ug/L		08/05/14 13:05	08/08/14 18:07	1
1,4-Dichlorobenzene	ND		0.47		ug/L		08/05/14 13:05	08/08/14 18:07	1
3,3'-Dichlorobenzidine	ND		4.7		ug/L		08/05/14 13:05	08/08/14 18:07	1
2,4-Dichlorophenol	ND		1.9		ug/L		08/05/14 13:05	08/08/14 18:07	1
Diethyl phthalate	ND		0.95		ug/L		08/05/14 13:05	08/08/14 18:07	1
2,4-Dimethylphenol	ND		1.9		ug/L		08/05/14 13:05	08/08/14 18:07	1
Dimethyl phthalate	ND		0.47		ug/L		08/05/14 13:05	08/08/14 18:07	1
Di-n-butyl phthalate	ND		1.9		ug/L		08/05/14 13:05	08/08/14 18:07	1
4,6-Dinitro-2-methylphenol	ND		4.7		ug/L		08/05/14 13:05	08/08/14 18:07	1
2,4-Dinitrophenol	ND		4.7		ug/L		08/05/14 13:05	08/08/14 18:07	1
2,4-Dinitrotoluene	ND		4.7		ug/L		08/05/14 13:05	08/08/14 18:07	1
2,6-Dinitrotoluene	ND		4.7		ug/L		08/05/14 13:05	08/08/14 18:07	1
Di-n-octyl phthalate	ND		4.7		ug/L		08/05/14 13:05	08/08/14 18:07	1
1,2-Diphenylhydrazine(as Azobenzene)	ND		0.95		ug/L		08/05/14 13:05	08/08/14 18:07	1
Fluoranthene	ND		0.47		ug/L		08/05/14 13:05	08/08/14 18:07	1
Fluorene	ND		0.47		ug/L		08/05/14 13:05	08/08/14 18:07	1
Hexachlorobenzene	ND		0.95		ug/L		08/05/14 13:05	08/08/14 18:07	1
Hexachlorobutadiene	ND		1.9		ug/L		08/05/14 13:05	08/08/14 18:07	1
Hexachlorocyclopentadiene	ND		4.7		ug/L		08/05/14 13:05	08/08/14 18:07	1
Hexachloroethane	ND		2.8		ug/L		08/05/14 13:05	08/08/14 18:07	1
Indeno[1,2,3-cd]pyrene	ND		1.9		ug/L		08/05/14 13:05	08/08/14 18:07	1
Isophorone	ND		0.95		ug/L		08/05/14 13:05	08/08/14 18:07	1
2-Methylnaphthalene	ND		0.95		ug/L		08/05/14 13:05	08/08/14 18:07	1

Client: ENVIRON International Corp.
Project/Site: Malibu, SMMUSD

TestAmerica Job ID: 440-84534-1

Client Sample ID: MW-4-FD
Date Collected: 08/01/14 09:34
Date Received: 08/01/14 16:22

Lab Sample ID: 440-84534-3
Matrix: Water

Method: 8270C LL - Semivolatile Organic Compounds by GCMS - Low Levels (Continued)

Analyte	Result	Qualifier	RL	Unit	D	Prepared	Analyzed	Dil Fac
2-Methylphenol	ND		1.9	ug/L		08/05/14 13:05	08/08/14 18:07	1
3-Methylphenol + 4-Methylphenol	ND		4.7	ug/L		08/05/14 13:05	08/08/14 18:07	1
Naphthalene	ND		0.95	ug/L		08/05/14 13:05	08/08/14 18:07	1
2-Nitroaniline	ND		4.7	ug/L		08/05/14 13:05	08/08/14 18:07	1
3-Nitroaniline	ND		4.7	ug/L		08/05/14 13:05	08/08/14 18:07	1
4-Nitroaniline	ND		4.7	ug/L		08/05/14 13:05	08/08/14 18:07	1
Nitrobenzene	ND		0.95	ug/L		08/05/14 13:05	08/08/14 18:07	1
2-Nitrophenol	ND		1.9	ug/L		08/05/14 13:05	08/08/14 18:07	1
4-Nitrophenol	ND		4.7	ug/L		08/05/14 13:05	08/08/14 18:07	1
N-Nitrosodi-n-propylamine	ND		1.9	ug/L		08/05/14 13:05	08/08/14 18:07	1
N-Nitrosodiphenylamine	ND		0.95	ug/L		08/05/14 13:05	08/08/14 18:07	1
Pentachlorophenol	ND		1.9	ug/L		08/05/14 13:05	08/08/14 18:07	1
Phenanthrene	ND		0.47	ug/L		08/05/14 13:05	08/08/14 18:07	1
Phenol	ND		0.95	ug/L		08/05/14 13:05	08/08/14 18:07	1
Pyrene	ND		0.47	ug/L		08/05/14 13:05	08/08/14 18:07	1
1,2,4-Trichlorobenzene	ND		0.95	ug/L		08/05/14 13:05	08/08/14 18:07	1
2,4,5-Trichlorophenol	ND		1.9	ug/L		08/05/14 13:05	08/08/14 18:07	1
2,4,6-Trichlorophenol	ND		0.95	ug/L		08/05/14 13:05	08/08/14 18:07	1

Surrogate	*%Recovery*	*Qualifier*	*Limits*	*Prepared*	*Analyzed*	*Dil Fac*
2-Fluorobiphenyl	*64*		*50 - 120*	*08/05/14 13:05*	*08/08/14 18:07*	*1*
2-Fluorophenol (Surr)	*51*		*30 - 120*	*08/05/14 13:05*	*08/08/14 18:07*	*1*
Nitrobenzene-d5 (Surr)	*54*		*45 - 120*	*08/05/14 13:05*	*08/08/14 18:07*	*1*
Phenol-d6 (Surr)	*57*		*35 - 120*	*08/05/14 13:05*	*08/08/14 18:07*	*1*
Terphenyl-d14 (Surr)	*66*		*37 - 144*	*08/05/14 13:05*	*08/08/14 18:07*	*1*
2,4,6-Tribromophenol (Surr)	*65*		*40 - 120*	*08/05/14 13:05*	*08/08/14 18:07*	*1*

Method: 8015B - Gasoline Range Organics - (GC)

Analyte	Result	Qualifier	RL	Unit	D	Prepared	Analyzed	Dil Fac
GRO (C4-C12)	ND		50	ug/L			08/07/14 00:38	1

Surrogate	*%Recovery*	*Qualifier*	*Limits*	*Prepared*	*Analyzed*	*Dil Fac*
4-Bromofluorobenzene (Surr)	*103*		*65 - 140*		*08/07/14 00:38*	*1*

Method: 8015B - Diesel Range Organics (DRO) (GC)

Analyte	Result	Qualifier	RL	Unit	D	Prepared	Analyzed	Dil Fac
DRO (C13-C22)	ND		0.47	mg/L		08/05/14 07:28	08/05/14 19:22	1
ORO (C23-C40)	ND		0.47	mg/L		08/05/14 07:28	08/05/14 19:22	1

Surrogate	*%Recovery*	*Qualifier*	*Limits*	*Prepared*	*Analyzed*	*Dil Fac*
n-Octacosane	*91*		*45 - 120*	*08/05/14 07:28*	*08/05/14 19:22*	*1*

Method: 6010B - Metals (ICP) - Dissolved

Analyte	Result	Qualifier	RL	Unit	D	Prepared	Analyzed	Dil Fac
Antimony	ND		0.010	mg/L		08/08/14 10:05	08/08/14 16:49	1
Arsenic	ND		0.010	mg/L		08/08/14 10:05	08/08/14 16:49	1
Barium	**0.044**		0.010	mg/L		08/08/14 10:05	08/08/14 16:49	1
Beryllium	ND		0.0020	mg/L		08/08/14 10:05	08/08/14 16:49	1
Cadmium	ND		0.0050	mg/L		08/08/14 10:05	08/08/14 16:49	1
Chromium	**0.015**		0.0050	mg/L		08/08/14 10:05	08/08/14 16:49	1
Cobalt	ND		0.010	mg/L		08/08/14 10:05	08/08/14 16:49	1

Client: ENVIRON International Corp.
Project/Site: Malibu, SMMUSD

TestAmerica Job ID: 440-84534-1

Client Sample ID: MW-4-FD

Lab Sample ID: 440-84534-3

Date Collected: 08/01/14 09:34

Matrix: Water

Date Received: 08/01/14 16:22

Method: 6010B - Metals (ICP) - Dissolved (Continued)

Analyte	Result	Qualifier	RL		Unit	D	Prepared	Analyzed	Dil Fac
Copper	ND		0.010		mg/L		08/08/14 10:05	08/08/14 16:49	1
Lead	ND		0.0050		mg/L		08/08/14 10:05	08/08/14 16:49	1
Molybdenum	**0.025**		0.020		mg/L		08/08/14 10:05	08/08/14 16:49	1
Nickel	**0.013**		0.010		mg/L		08/08/14 10:05	08/08/14 16:49	1
Selenium	ND		0.010		mg/L		08/08/14 10:05	08/08/14 16:49	1
Silver	ND		0.010		mg/L		08/08/14 10:05	08/08/14 16:49	1
Thallium	ND		0.010		mg/L		08/08/14 10:05	08/08/14 16:49	1
Vanadium	**0.010**		0.010		mg/L		08/08/14 10:05	08/08/14 16:49	1
Zinc	ND		0.020		mg/L		08/08/14 10:05	08/08/14 16:49	1

Method: 7470A - Mercury (CVAA) - Dissolved

Analyte	Result	Qualifier	RL		Unit	D	Prepared	Analyzed	Dil Fac
Mercury	ND		0.00020		mg/L		08/07/14 09:04	08/07/14 16:06	1

Client Sample ID: EB-080114

Lab Sample ID: 440-84534-4

Date Collected: 08/01/14 10:25

Matrix: Water

Date Received: 08/01/14 16:22

Method: 8260B - Volatile Organic Compounds (GC/MS)

Analyte	Result	Qualifier	RL		Unit	D	Prepared	Analyzed	Dil Fac
Benzene	ND		0.50		ug/L			08/04/14 16:08	1
Bromobenzene	ND		1.0		ug/L			08/04/14 16:08	1
Bromochloromethane	ND		1.0		ug/L			08/04/14 16:08	1
Bromodichloromethane	ND		1.0		ug/L			08/04/14 16:08	1
Bromoform	ND		2.0		ug/L			08/04/14 16:08	1
Bromomethane	ND		1.0		ug/L			08/04/14 16:08	1
2-Butanone (MEK)	ND		5.0		ug/L			08/04/14 16:08	1
Carbon tetrachloride	ND		0.50		ug/L			08/04/14 16:08	1
Chlorobenzene	ND		1.0		ug/L			08/04/14 16:08	1
Chloroethane	ND		1.0		ug/L			08/04/14 16:08	1
Chloroform	ND		1.0		ug/L			08/04/14 16:08	1
Chloromethane	ND		1.0		ug/L			08/04/14 16:08	1
2-Chlorotoluene	ND		1.0		ug/L			08/04/14 16:08	1
4-Chlorotoluene	ND		1.0		ug/L			08/04/14 16:08	1
cis-1,2-Dichloroethene	ND		1.0		ug/L			08/04/14 16:08	1
cis-1,3-Dichloropropene	ND		0.50		ug/L			08/04/14 16:08	1
Dibromochloromethane	ND		1.0		ug/L			08/04/14 16:08	1
1,2-Dibromo-3-Chloropropane	ND		2.0		ug/L			08/04/14 16:08	1
1,2-Dibromoethane (EDB)	ND		1.0		ug/L			08/04/14 16:08	1
Dibromomethane	ND		1.0		ug/L			08/04/14 16:08	1
1,2-Dichlorobenzene	ND		2.0		ug/L			08/04/14 16:08	1
1,3-Dichlorobenzene	ND		1.0		ug/L			08/04/14 16:08	1
1,4-Dichlorobenzene	ND		1.0		ug/L			08/04/14 16:08	1
Dichlorodifluoromethane	ND		1.0		ug/L			08/04/14 16:08	1
1,1-Dichloroethane	ND		1.0		ug/L			08/04/14 16:08	1
1,2-Dichloroethane	ND		0.50		ug/L			08/04/14 16:08	1
1,1-Dichloroethene	ND		1.0		ug/L			08/04/14 16:08	1
1,2-Dichloropropane	ND		1.0		ug/L			08/04/14 16:08	1
1,3-Dichloropropane	ND		1.0		ug/L			08/04/14 16:08	1
2,2-Dichloropropane	ND		2.0		ug/L			08/04/14 16:08	1

Client: ENVIRON International Corp.
Project/Site: Malibu, SMMUSD

TestAmerica Job ID: 440-84534-1

Client Sample ID: EB-080114
Date Collected: 08/01/14 10:25
Date Received: 08/01/14 16:22

Lab Sample ID: 440-84534-4
Matrix: Water

Method: 8260B - Volatile Organic Compounds (GC/MS) (Continued)

Analyte	Result	Qualifier	RL		Unit	D	Prepared	Analyzed	Dil Fac
1,1-Dichloropropene	ND		1.0		ug/L			08/04/14 16:08	1
Ethylbenzene	ND		1.0		ug/L			08/04/14 16:08	1
Hexachlorobutadiene	ND		1.0		ug/L			08/04/14 16:08	1
Isopropylbenzene	ND		1.0		ug/L			08/04/14 16:08	1
Methylene Chloride	ND		5.0		ug/L			08/04/14 16:08	1
Methyl-t-Butyl Ether (MTBE)	ND		0.50		ug/L			08/04/14 16:08	1
m,p-Xylene	ND		2.0		ug/L			08/04/14 16:08	1
Naphthalene	ND		2.0		ug/L			08/04/14 16:08	1
n-Butylbenzene	ND		2.0		ug/L			08/04/14 16:08	1
N-Propylbenzene	ND		1.0		ug/L			08/04/14 16:08	1
o-Xylene	ND		1.0		ug/L			08/04/14 16:08	1
p-Isopropyltoluene	ND		1.0		ug/L			08/04/14 16:08	1
sec-Butylbenzene	ND		1.0		ug/L			08/04/14 16:08	1
Styrene	ND		1.0		ug/L			08/04/14 16:08	1
tert-Butylbenzene	ND		1.0		ug/L			08/04/14 16:08	1
1,1,1,2-Tetrachloroethane	ND		1.0		ug/L			08/04/14 16:08	1
1,1,2,2-Tetrachloroethane	ND		1.0		ug/L			08/04/14 16:08	1
Tetrachloroethene	ND		1.0		ug/L			08/04/14 16:08	1
Toluene	ND		1.0		ug/L			08/04/14 16:08	1
trans-1,2-Dichloroethene	ND		1.0		ug/L			08/04/14 16:08	1
trans-1,3-Dichloropropene	ND		0.50		ug/L			08/04/14 16:08	1
1,2,3-Trichlorobenzene	ND		1.0		ug/L			08/04/14 16:08	1
1,2,4-Trichlorobenzene	ND		2.0		ug/L			08/04/14 16:08	1
1,1,1-Trichloroethane	ND		1.0		ug/L			08/04/14 16:08	1
1,1,2-Trichloroethane	ND		1.0		ug/L			08/04/14 16:08	1
Trichloroethene	ND		1.0		ug/L			08/04/14 16:08	1
Trichlorofluoromethane	ND		1.0		ug/L			08/04/14 16:08	1
1,2,3-Trichloropropane	ND		1.0		ug/L			08/04/14 16:08	1
1,2,4-Trimethylbenzene	ND		1.0		ug/L			08/04/14 16:08	1
1,3,5-Trimethylbenzene	ND		1.0		ug/L			08/04/14 16:08	1
Vinyl chloride	ND		0.50		ug/L			08/04/14 16:08	1

Surrogate	*%Recovery*	*Qualifier*	*Limits*	*Prepared*	*Analyzed*	*Dil Fac*
4-Bromofluorobenzene (Surr)	*103*		*80 - 120*		*08/04/14 16:08*	*1*
Dibromofluoromethane (Surr)	*124*		*76 - 132*		*08/04/14 16:08*	*1*
Toluene-d8 (Surr)	*112*		*80 - 128*		*08/04/14 16:08*	*1*

Method: 8270C LL - Semivolatile Organic Compounds by GCMS - Low Levels

Analyte	Result	Qualifier	RL		Unit	D	Prepared	Analyzed	Dil Fac
Acenaphthene	ND		0.47		ug/L		08/05/14 13:05	08/08/14 18:34	1
Acenaphthylene	ND		0.47		ug/L		08/05/14 13:05	08/08/14 18:34	1
Aniline	ND		9.5		ug/L		08/05/14 13:05	08/08/14 18:34	1
Anthracene	ND		0.47		ug/L		08/05/14 13:05	08/08/14 18:34	1
Benzidine	ND	*	9.5		ug/L		08/05/14 13:05	08/08/14 18:34	1
Benzo[a]anthracene	ND		4.7		ug/L		08/05/14 13:05	08/08/14 18:34	1
Benzo[a]pyrene	ND		1.9		ug/L		08/05/14 13:05	08/08/14 18:34	1
Benzo[b]fluoranthene	ND		1.9		ug/L		08/05/14 13:05	08/08/14 18:34	1
Benzo[g,h,i]perylene	ND		4.7		ug/L		08/05/14 13:05	08/08/14 18:34	1
Benzoic acid	ND		4.7		ug/L		08/05/14 13:05	08/08/14 18:34	1
Benzo[k]fluoranthene	ND		0.47		ug/L		08/05/14 13:05	08/08/14 18:34	1

Client: ENVIRON International Corp.
Project/Site: Malibu, SMMUSD

TestAmerica Job ID: 440-84534-1

Client Sample ID: EB-080114
Date Collected: 08/01/14 10:25
Date Received: 08/01/14 16:22

Lab Sample ID: 440-84534-4
Matrix: Water

Method: 8270C LL - Semivolatile Organic Compounds by GCMS - Low Levels (Continued)

Analyte	Result	Qualifier	RL		Unit	D	Prepared	Analyzed	Dil Fac
Benzyl alcohol	ND		4.7		ug/L		08/05/14 13:05	08/08/14 18:34	1
Bis(2-chloroethoxy)methane	ND		0.47		ug/L		08/05/14 13:05	08/08/14 18:34	1
Bis(2-chloroethyl)ether	ND		0.47		ug/L		08/05/14 13:05	08/08/14 18:34	1
bis (2-chloroisopropyl) ether	ND		0.47		ug/L		08/05/14 13:05	08/08/14 18:34	1
Bis(2-ethylhexyl) phthalate	ND		4.7		ug/L		08/05/14 13:05	08/08/14 18:34	1
4-Bromophenyl phenyl ether	ND		0.95		ug/L		08/05/14 13:05	08/08/14 18:34	1
Butyl benzyl phthalate	ND		4.7		ug/L		08/05/14 13:05	08/08/14 18:34	1
4-Chloroaniline	ND		1.9		ug/L		08/05/14 13:05	08/08/14 18:34	1
4-Chloro-3-methylphenol	ND		1.9		ug/L		08/05/14 13:05	08/08/14 18:34	1
2-Chloronaphthalene	ND		0.47		ug/L		08/05/14 13:05	08/08/14 18:34	1
2-Chlorophenol	ND		0.95		ug/L		08/05/14 13:05	08/08/14 18:34	1
4-Chlorophenyl phenyl ether	ND		0.47		ug/L		08/05/14 13:05	08/08/14 18:34	1
Chrysene	ND		0.47		ug/L		08/05/14 13:05	08/08/14 18:34	1
Dibenz(a,h)anthracene	ND		0.47		ug/L		08/05/14 13:05	08/08/14 18:34	1
Dibenzofuran	ND		0.47		ug/L		08/05/14 13:05	08/08/14 18:34	1
1,2-Dichlorobenzene	ND		0.47		ug/L		08/05/14 13:05	08/08/14 18:34	1
1,3-Dichlorobenzene	ND		0.47		ug/L		08/05/14 13:05	08/08/14 18:34	1
1,4-Dichlorobenzene	ND		0.47		ug/L		08/05/14 13:05	08/08/14 18:34	1
3,3'-Dichlorobenzidine	ND		4.7		ug/L		08/05/14 13:05	08/08/14 18:34	1
2,4-Dichlorophenol	ND		1.9		ug/L		08/05/14 13:05	08/08/14 18:34	1
Diethyl phthalate	ND		0.95		ug/L		08/05/14 13:05	08/08/14 18:34	1
2,4-Dimethylphenol	ND		1.9		ug/L		08/05/14 13:05	08/08/14 18:34	1
Dimethyl phthalate	ND		0.47		ug/L		08/05/14 13:05	08/08/14 18:34	1
Di-n-butyl phthalate	ND		1.9		ug/L		08/05/14 13:05	08/08/14 18:34	1
4,6-Dinitro-2-methylphenol	ND		4.7		ug/L		08/05/14 13:05	08/08/14 18:34	1
2,4-Dinitrophenol	ND		4.7		ug/L		08/05/14 13:05	08/08/14 18:34	1
2,4-Dinitrotoluene	ND		4.7		ug/L		08/05/14 13:05	08/08/14 18:34	1
2,6-Dinitrotoluene	ND		4.7		ug/L		08/05/14 13:05	08/08/14 18:34	1
Di-n-octyl phthalate	ND		4.7		ug/L		08/05/14 13:05	08/08/14 18:34	1
1,2-Diphenylhydrazine(as Azobenzene)	ND		0.95		ug/L		08/05/14 13:05	08/08/14 18:34	1
Fluoranthene	ND		0.47		ug/L		08/05/14 13:05	08/08/14 18:34	1
Fluorene	ND		0.47		ug/L		08/05/14 13:05	08/08/14 18:34	1
Hexachlorobenzene	ND		0.95		ug/L		08/05/14 13:05	08/08/14 18:34	1
Hexachlorobutadiene	ND		1.9		ug/L		08/05/14 13:05	08/08/14 18:34	1
Hexachlorocyclopentadiene	ND		4.7		ug/L		08/05/14 13:05	08/08/14 18:34	1
Hexachloroethane	ND		2.8		ug/L		08/05/14 13:05	08/08/14 18:34	1
Indeno[1,2,3-cd]pyrene	ND		1.9		ug/L		08/05/14 13:05	08/08/14 18:34	1
Isophorone	ND		0.95		ug/L		08/05/14 13:05	08/08/14 18:34	1
2-Methylnaphthalene	ND		0.95		ug/L		08/05/14 13:05	08/08/14 18:34	1
2-Methylphenol	ND		1.9		ug/L		08/05/14 13:05	08/08/14 18:34	1
3-Methylphenol + 4-Methylphenol	ND		4.7		ug/L		08/05/14 13:05	08/08/14 18:34	1
Naphthalene	ND		0.95		ug/L		08/05/14 13:05	08/08/14 18:34	1
2-Nitroaniline	ND		4.7		ug/L		08/05/14 13:05	08/08/14 18:34	1
3-Nitroaniline	ND		4.7		ug/L		08/05/14 13:05	08/08/14 18:34	1
4-Nitroaniline	ND		4.7		ug/L		08/05/14 13:05	08/08/14 18:34	1
Nitrobenzene	ND		0.95		ug/L		08/05/14 13:05	08/08/14 18:34	1
2-Nitrophenol	ND		1.9		ug/L		08/05/14 13:05	08/08/14 18:34	1
4-Nitrophenol	ND		4.7		ug/L		08/05/14 13:05	08/08/14 18:34	1
N-Nitrosodi-n-propylamine	ND		1.9		ug/L		08/05/14 13:05	08/08/14 18:34	1

Client Sample ID: EB-080114
Date Collected: 08/01/14 10:25
Date Received: 08/01/14 16:22

Lab Sample ID: 440-84534-4
Matrix: Water

Method: 8270C LL - Semivolatile Organic Compounds by GCMS - Low Levels (Continued)

Analyte	Result	Qualifier	RL	Unit	D	Prepared	Analyzed	Dil Fac
N-Nitrosodiphenylamine	ND		0.95	ug/L		08/05/14 13:05	08/08/14 18:34	1
Pentachlorophenol	ND		1.9	ug/L		08/05/14 13:05	08/08/14 18:34	1
Phenanthrene	ND		0.47	ug/L		08/05/14 13:05	08/08/14 18:34	1
Phenol	ND		0.95	ug/L		08/05/14 13:05	08/08/14 18:34	1
Pyrene	ND		0.47	ug/L		08/05/14 13:05	08/08/14 18:34	1
1,2,4-Trichlorobenzene	ND		0.95	ug/L		08/05/14 13:05	08/08/14 18:34	1
2,4,5-Trichlorophenol	ND		1.9	ug/L		08/05/14 13:05	08/08/14 18:34	1
2,4,6-Trichlorophenol	ND		0.95	ug/L		08/05/14 13:05	08/08/14 18:34	1

Surrogate	*%Recovery*	*Qualifier*	*Limits*	*Prepared*	*Analyzed*	*Dil Fac*
2-Fluorobiphenyl	*79*		*50 - 120*	*08/05/14 13:05*	*08/08/14 18:34*	*1*
2-Fluorophenol (Surr)	*66*		*30 - 120*	*08/05/14 13:05*	*08/08/14 18:34*	*1*
Nitrobenzene-d5 (Surr)	*69*		*45 - 120*	*08/05/14 13:05*	*08/08/14 18:34*	*1*
Phenol-d6 (Surr)	*69*		*35 - 120*	*08/05/14 13:05*	*08/08/14 18:34*	*1*
Terphenyl-d14 (Surr)	*77*		*37 - 144*	*08/05/14 13:05*	*08/08/14 18:34*	*1*
2,4,6-Tribromophenol (Surr)	*79*		*40 - 120*	*08/05/14 13:05*	*08/08/14 18:34*	*1*

Method: 8015B - Gasoline Range Organics - (GC)

Analyte	Result	Qualifier	RL	Unit	D	Prepared	Analyzed	Dil Fac
GRO (C4-C12)	ND		50	ug/L			08/06/14 21:23	1

Surrogate	*%Recovery*	*Qualifier*	*Limits*	*Prepared*	*Analyzed*	*Dil Fac*
4-Bromofluorobenzene (Surr)	*101*		*65 - 140*		*08/06/14 21:23*	*1*

Method: 8015B - Diesel Range Organics (DRO) (GC)

Analyte	Result	Qualifier	RL	Unit	D	Prepared	Analyzed	Dil Fac
DRO (C13-C22)	ND		0.48	mg/L		08/05/14 07:28	08/05/14 19:44	1
ORO (C23-C40)	ND		0.48	mg/L		08/05/14 07:28	08/05/14 19:44	1

Surrogate	*%Recovery*	*Qualifier*	*Limits*	*Prepared*	*Analyzed*	*Dil Fac*
n-Octacosane	*102*		*45 - 120*	*08/05/14 07:28*	*08/05/14 19:44*	*1*

Method: 6010B - Metals (ICP) - Dissolved

Analyte	Result	Qualifier	RL	Unit	D	Prepared	Analyzed	Dil Fac
Antimony	ND		0.010	mg/L		08/08/14 10:05	08/08/14 16:52	1
Arsenic	ND		0.010	mg/L		08/08/14 10:05	08/08/14 16:52	1
Barium	ND		0.010	mg/L		08/08/14 10:05	08/08/14 16:52	1
Beryllium	ND		0.0020	mg/L		08/08/14 10:05	08/08/14 16:52	1
Cadmium	ND		0.0050	mg/L		08/08/14 10:05	08/08/14 16:52	1
Chromium	ND		0.0050	mg/L		08/08/14 10:05	08/08/14 16:52	1
Cobalt	ND		0.010	mg/L		08/08/14 10:05	08/08/14 16:52	1
Copper	ND		0.010	mg/L		08/08/14 10:05	08/08/14 16:52	1
Lead	ND		0.0050	mg/L		08/08/14 10:05	08/08/14 16:52	1
Molybdenum	ND		0.020	mg/L		08/08/14 10:05	08/08/14 16:52	1
Nickel	ND		0.010	mg/L		08/08/14 10:05	08/08/14 16:52	1
Selenium	ND		0.010	mg/L		08/08/14 10:05	08/08/14 16:52	1
Silver	ND		0.010	mg/L		08/08/14 10:05	08/08/14 16:52	1
Thallium	ND		0.010	mg/L		08/08/14 10:05	08/08/14 16:52	1
Vanadium	ND		0.010	mg/L		08/08/14 10:05	08/08/14 16:52	1
Zinc	ND		0.020	mg/L		08/08/14 10:05	08/08/14 16:52	1

Client: ENVIRON International Corp.
Project/Site: Malibu, SMMUSD

TestAmerica Job ID: 440-84534-1

Client Sample ID: EB-080114

Lab Sample ID: 440-84534-4

Date Collected: 08/01/14 10:25

Matrix: Water

Date Received: 08/01/14 16:22

Method: 7470A - Mercury (CVAA) - Dissolved

Analyte	Result	Qualifier	RL		Unit	D	Prepared	Analyzed	Dil Fac
Mercury	ND		0.00020		mg/L		08/10/14 14:49	08/11/14 20:18	1

Client Sample ID: MW-7

Lab Sample ID: 440-84534-5

Date Collected: 08/01/14 11:37

Matrix: Water

Date Received: 08/01/14 16:22

Method: 8260B - Volatile Organic Compounds (GC/MS)

Analyte	Result	Qualifier	RL		Unit	D	Prepared	Analyzed	Dil Fac
Benzene	ND		0.50		ug/L			08/04/14 16:38	1
Bromobenzene	ND		1.0		ug/L			08/04/14 16:38	1
Bromochloromethane	ND		1.0		ug/L			08/04/14 16:38	1
Bromodichloromethane	ND		1.0		ug/L			08/04/14 16:38	1
Bromoform	ND		2.0		ug/L			08/04/14 16:38	1
Bromomethane	ND		1.0		ug/L			08/04/14 16:38	1
2-Butanone (MEK)	ND		5.0		ug/L			08/04/14 16:38	1
Carbon tetrachloride	ND		0.50		ug/L			08/04/14 16:38	1
Chlorobenzene	ND		1.0		ug/L			08/04/14 16:38	1
Chloroethane	ND		1.0		ug/L			08/04/14 16:38	1
Chloroform	ND		1.0		ug/L			08/04/14 16:38	1
Chloromethane	ND		1.0		ug/L			08/04/14 16:38	1
2-Chlorotoluene	ND		1.0		ug/L			08/04/14 16:38	1
4-Chlorotoluene	ND		1.0		ug/L			08/04/14 16:38	1
cis-1,2-Dichloroethene	ND		1.0		ug/L			08/04/14 16:38	1
cis-1,3-Dichloropropene	ND		0.50		ug/L			08/04/14 16:38	1
Dibromochloromethane	ND		1.0		ug/L			08/04/14 16:38	1
1,2-Dibromo-3-Chloropropane	ND		2.0		ug/L			08/04/14 16:38	1
1,2-Dibromoethane (EDB)	ND		1.0		ug/L			08/04/14 16:38	1
Dibromomethane	ND		1.0		ug/L			08/04/14 16:38	1
1,2-Dichlorobenzene	ND		2.0		ug/L			08/04/14 16:38	1
1,3-Dichlorobenzene	ND		1.0		ug/L			08/04/14 16:38	1
1,4-Dichlorobenzene	ND		1.0		ug/L			08/04/14 16:38	1
Dichlorodifluoromethane	ND		1.0		ug/L			08/04/14 16:38	1
1,1-Dichloroethane	ND		1.0		ug/L			08/04/14 16:38	1
1,2-Dichloroethane	ND		0.50		ug/L			08/04/14 16:38	1
1,1-Dichloroethene	ND		1.0		ug/L			08/04/14 16:38	1
1,2-Dichloropropane	ND		1.0		ug/L			08/04/14 16:38	1
1,3-Dichloropropane	ND		1.0		ug/L			08/04/14 16:38	1
2,2-Dichloropropane	ND		2.0		ug/L			08/04/14 16:38	1
1,1-Dichloropropene	ND		1.0		ug/L			08/04/14 16:38	1
Ethylbenzene	ND		1.0		ug/L			08/04/14 16:38	1
Hexachlorobutadiene	ND		1.0		ug/L			08/04/14 16:38	1
Isopropylbenzene	ND		1.0		ug/L			08/04/14 16:38	1
Methylene Chloride	ND		5.0		ug/L			08/04/14 16:38	1
Methyl-t-Butyl Ether (MTBE)	ND		0.50		ug/L			08/04/14 16:38	1
m,p-Xylene	ND		2.0		ug/L			08/04/14 16:38	1
Naphthalene	ND		2.0		ug/L			08/04/14 16:38	1
n-Butylbenzene	ND		2.0		ug/L			08/04/14 16:38	1
N-Propylbenzene	ND		1.0		ug/L			08/04/14 16:38	1
o-Xylene	ND		1.0		ug/L			08/04/14 16:38	1
p-Isopropyltoluene	ND		1.0		ug/L			08/04/14 16:38	1

Client Sample ID: MW-7
Date Collected: 08/01/14 11:37
Date Received: 08/01/14 16:22

Lab Sample ID: 440-84534-5
Matrix: Water

Method: 8260B - Volatile Organic Compounds (GC/MS) (Continued)

Analyte	Result	Qualifier	RL		Unit	D	Prepared	Analyzed	Dil Fac
sec-Butylbenzene	ND		1.0		ug/L			08/04/14 16:38	1
Styrene	ND		1.0		ug/L			08/04/14 16:38	1
tert-Butylbenzene	ND		1.0		ug/L			08/04/14 16:38	1
1,1,1,2-Tetrachloroethane	ND		1.0		ug/L			08/04/14 16:38	1
1,1,2,2-Tetrachloroethane	ND		1.0		ug/L			08/04/14 16:38	1
Tetrachloroethene	ND		1.0		ug/L			08/04/14 16:38	1
Toluene	ND		1.0		ug/L			08/04/14 16:38	1
trans-1,2-Dichloroethene	ND		1.0		ug/L			08/04/14 16:38	1
trans-1,3-Dichloropropene	ND		0.50		ug/L			08/04/14 16:38	1
1,2,3-Trichlorobenzene	ND		1.0		ug/L			08/04/14 16:38	1
1,2,4-Trichlorobenzene	ND		2.0		ug/L			08/04/14 16:38	1
1,1,1-Trichloroethane	ND		1.0		ug/L			08/04/14 16:38	1
1,1,2-Trichloroethane	ND		1.0		ug/L			08/04/14 16:38	1
Trichloroethene	ND		1.0		ug/L			08/04/14 16:38	1
Trichlorofluoromethane	ND		1.0		ug/L			08/04/14 16:38	1
1,2,3-Trichloropropane	ND		1.0		ug/L			08/04/14 16:38	1
1,2,4-Trimethylbenzene	ND		1.0		ug/L			08/04/14 16:38	1
1,3,5-Trimethylbenzene	ND		1.0		ug/L			08/04/14 16:38	1
Vinyl chloride	ND		0.50		ug/L			08/04/14 16:38	1

Surrogate	*%Recovery*	*Qualifier*	*Limits*	*Prepared*	*Analyzed*	*Dil Fac*
4-Bromofluorobenzene (Surr)	*104*		*80 - 120*		*08/04/14 16:38*	*1*
Dibromofluoromethane (Surr)	*117*		*76 - 132*		*08/04/14 16:38*	*1*
Toluene-d8 (Surr)	*112*		*80 - 128*		*08/04/14 16:38*	*1*

Method: 8270C LL - Semivolatile Organic Compounds by GCMS - Low Levels

Analyte	Result	Qualifier	RL		Unit	D	Prepared	Analyzed	Dil Fac
Acenaphthene	ND		0.48		ug/L		08/05/14 13:07	08/08/14 19:00	1
Acenaphthylene	ND		0.48		ug/L		08/05/14 13:07	08/08/14 19:00	1
Aniline	ND		9.5		ug/L		08/05/14 13:07	08/08/14 19:00	1
Anthracene	ND		0.48		ug/L		08/05/14 13:07	08/08/14 19:00	1
Benzidine	ND	*	9.5		ug/L		08/05/14 13:07	08/08/14 19:00	1
Benzo[a]anthracene	ND		4.8		ug/L		08/05/14 13:07	08/08/14 19:00	1
Benzo[a]pyrene	ND		1.9		ug/L		08/05/14 13:07	08/08/14 19:00	1
Benzo[b]fluoranthene	ND		1.9		ug/L		08/05/14 13:07	08/08/14 19:00	1
Benzo[g,h,i]perylene	ND		4.8		ug/L		08/05/14 13:07	08/08/14 19:00	1
Benzoic acid	ND		4.8		ug/L		08/05/14 13:07	08/08/14 19:00	1
Benzo[k]fluoranthene	ND		0.48		ug/L		08/05/14 13:07	08/08/14 19:00	1
Benzyl alcohol	ND		4.8		ug/L		08/05/14 13:07	08/08/14 19:00	1
Bis(2-chloroethoxy)methane	ND		0.48		ug/L		08/05/14 13:07	08/08/14 19:00	1
Bis(2-chloroethyl)ether	ND		0.48		ug/L		08/05/14 13:07	08/08/14 19:00	1
bis (2-chloroisopropyl) ether	ND		0.48		ug/L		08/05/14 13:07	08/08/14 19:00	1
Bis(2-ethylhexyl) phthalate	ND		4.8		ug/L		08/05/14 13:07	08/08/14 19:00	1
4-Bromophenyl phenyl ether	ND		0.95		ug/L		08/05/14 13:07	08/08/14 19:00	1
Butyl benzyl phthalate	ND		4.8		ug/L		08/05/14 13:07	08/08/14 19:00	1
4-Chloroaniline	ND		1.9		ug/L		08/05/14 13:07	08/08/14 19:00	1
4-Chloro-3-methylphenol	ND		1.9		ug/L		08/05/14 13:07	08/08/14 19:00	1
2-Chloronaphthalene	ND		0.48		ug/L		08/05/14 13:07	08/08/14 19:00	1
2-Chlorophenol	ND		0.95		ug/L		08/05/14 13:07	08/08/14 19:00	1
4-Chlorophenyl phenyl ether	ND		0.48		ug/L		08/05/14 13:07	08/08/14 19:00	1

Client: ENVIRON International Corp.
Project/Site: Malibu, SMMUSD

TestAmerica Job ID: 440-84534-1

Client Sample ID: MW-7
Date Collected: 08/01/14 11:37
Date Received: 08/01/14 16:22

Lab Sample ID: 440-84534-5
Matrix: Water

Method: 8270C LL - Semivolatile Organic Compounds by GCMS - Low Levels (Continued)

Analyte	Result	Qualifier	RL		Unit	D	Prepared	Analyzed	Dil Fac
Chrysene	ND		0.48		ug/L		08/05/14 13:07	08/08/14 19:00	1
Dibenz(a,h)anthracene	ND		0.48		ug/L		08/05/14 13:07	08/08/14 19:00	1
Dibenzofuran	ND		0.48		ug/L		08/05/14 13:07	08/08/14 19:00	1
1,2-Dichlorobenzene	ND		0.48		ug/L		08/05/14 13:07	08/08/14 19:00	1
1,3-Dichlorobenzene	ND		0.48		ug/L		08/05/14 13:07	08/08/14 19:00	1
1,4-Dichlorobenzene	ND		0.48		ug/L		08/05/14 13:07	08/08/14 19:00	1
3,3'-Dichlorobenzidine	ND		4.8		ug/L		08/05/14 13:07	08/08/14 19:00	1
2,4-Dichlorophenol	ND		1.9		ug/L		08/05/14 13:07	08/08/14 19:00	1
Diethyl phthalate	ND		0.95		ug/L		08/05/14 13:07	08/08/14 19:00	1
2,4-Dimethylphenol	ND		1.9		ug/L		08/05/14 13:07	08/08/14 19:00	1
Dimethyl phthalate	ND		0.48		ug/L		08/05/14 13:07	08/08/14 19:00	1
Di-n-butyl phthalate	ND		1.9		ug/L		08/05/14 13:07	08/08/14 19:00	1
4,6-Dinitro-2-methylphenol	ND		4.8		ug/L		08/05/14 13:07	08/08/14 19:00	1
2,4-Dinitrophenol	ND		4.8		ug/L		08/05/14 13:07	08/08/14 19:00	1
2,4-Dinitrotoluene	ND		4.8		ug/L		08/05/14 13:07	08/08/14 19:00	1
2,6-Dinitrotoluene	ND		4.8		ug/L		08/05/14 13:07	08/08/14 19:00	1
Di-n-octyl phthalate	ND		4.8		ug/L		08/05/14 13:07	08/08/14 19:00	1
1,2-Diphenylhydrazine(as Azobenzene)	ND		0.95		ug/L		08/05/14 13:07	08/08/14 19:00	1
Fluoranthene	ND		0.48		ug/L		08/05/14 13:07	08/08/14 19:00	1
Fluorene	ND		0.48		ug/L		08/05/14 13:07	08/08/14 19:00	1
Hexachlorobenzene	ND		0.95		ug/L		08/05/14 13:07	08/08/14 19:00	1
Hexachlorobutadiene	ND		1.9		ug/L		08/05/14 13:07	08/08/14 19:00	1
Hexachlorocyclopentadiene	ND		4.8		ug/L		08/05/14 13:07	08/08/14 19:00	1
Hexachloroethane	ND		2.9		ug/L		08/05/14 13:07	08/08/14 19:00	1
Indeno[1,2,3-cd]pyrene	ND		1.9		ug/L		08/05/14 13:07	08/08/14 19:00	1
Isophorone	ND		0.95		ug/L		08/05/14 13:07	08/08/14 19:00	1
2-Methylnaphthalene	ND		0.95		ug/L		08/05/14 13:07	08/08/14 19:00	1
2-Methylphenol	ND		1.9		ug/L		08/05/14 13:07	08/08/14 19:00	1
3-Methylphenol + 4-Methylphenol	ND		4.8		ug/L		08/05/14 13:07	08/08/14 19:00	1
Naphthalene	ND		0.95		ug/L		08/05/14 13:07	08/08/14 19:00	1
2-Nitroaniline	ND		4.8		ug/L		08/05/14 13:07	08/08/14 19:00	1
3-Nitroaniline	ND		4.8		ug/L		08/05/14 13:07	08/08/14 19:00	1
4-Nitroaniline	ND		4.8		ug/L		08/05/14 13:07	08/08/14 19:00	1
Nitrobenzene	ND		0.95		ug/L		08/05/14 13:07	08/08/14 19:00	1
2-Nitrophenol	ND		1.9		ug/L		08/05/14 13:07	08/08/14 19:00	1
4-Nitrophenol	ND		4.8		ug/L		08/05/14 13:07	08/08/14 19:00	1
N-Nitrosodi-n-propylamine	ND		1.9		ug/L		08/05/14 13:07	08/08/14 19:00	1
N-Nitrosodiphenylamine	ND		0.95		ug/L		08/05/14 13:07	08/08/14 19:00	1
Pentachlorophenol	ND		1.9		ug/L		08/05/14 13:07	08/08/14 19:00	1
Phenanthrene	ND		0.48		ug/L		08/05/14 13:07	08/08/14 19:00	1
Phenol	ND		0.95		ug/L		08/05/14 13:07	08/08/14 19:00	1
Pyrene	ND		0.48		ug/L		08/05/14 13:07	08/08/14 19:00	1
1,2,4-Trichlorobenzene	ND		0.95		ug/L		08/05/14 13:07	08/08/14 19:00	1
2,4,5-Trichlorophenol	ND		1.9		ug/L		08/05/14 13:07	08/08/14 19:00	1
2,4,6-Trichlorophenol	ND		0.95		ug/L		08/05/14 13:07	08/08/14 19:00	1

Surrogate	*%Recovery*	*Qualifier*	*Limits*	*Prepared*	*Analyzed*	*Dil Fac*
2-Fluorobiphenyl	*65*		*50 - 120*	*08/05/14 13:07*	*08/08/14 19:00*	*1*
2-Fluorophenol (Surr)	*49*		*30 - 120*	*08/05/14 13:07*	*08/08/14 19:00*	*1*

Client Sample ID: MW-7

Lab Sample ID: 440-84534-5

Date Collected: 08/01/14 11:37

Matrix: Water

Date Received: 08/01/14 16:22

Method: 8270C LL - Semivolatile Organic Compounds by GCMS - Low Levels (Continued)

Surrogate	*%Recovery*	*Qualifier*	*Limits*	*Prepared*	*Analyzed*	*Dil Fac*
Nitrobenzene-d5 (Surr)	*55*		*45 - 120*	*08/05/14 13:07*	*08/08/14 19:00*	*1*
Phenol-d6 (Surr)	*59*		*35 - 120*	*08/05/14 13:07*	*08/08/14 19:00*	*1*
Terphenyl-d14 (Surr)	*37*		*37 - 144*	*08/05/14 13:07*	*08/08/14 19:00*	*1*
2,4,6-Tribromophenol (Surr)	*65*		*40 - 120*	*08/05/14 13:07*	*08/08/14 19:00*	*1*

Method: 8015B - Gasoline Range Organics - (GC)

Analyte	Result	Qualifier	RL	Unit	D	Prepared	Analyzed	Dil Fac
GRO (C4-C12)	ND		50	ug/L			08/07/14 01:05	1

Surrogate	*%Recovery*	*Qualifier*	*Limits*	*Prepared*	*Analyzed*	*Dil Fac*
4-Bromofluorobenzene (Surr)	*101*		*65 - 140*		*08/07/14 01:05*	*1*

Method: 8015B - Diesel Range Organics (DRO) (GC)

Analyte	Result	Qualifier	RL	Unit	D	Prepared	Analyzed	Dil Fac
DRO (C13-C22)	ND		0.48	mg/L		08/05/14 07:28	08/06/14 00:24	1
ORO (C23-C40)	ND		0.48	mg/L		08/05/14 07:28	08/06/14 00:24	1

Surrogate	*%Recovery*	*Qualifier*	*Limits*	*Prepared*	*Analyzed*	*Dil Fac*
n-Octacosane	*95*		*45 - 120*	*08/05/14 07:28*	*08/06/14 00:24*	*1*

Method: 6010B - Metals (ICP) - Dissolved

Analyte	Result	Qualifier	RL	Unit	D	Prepared	Analyzed	Dil Fac
Antimony	ND		0.010	mg/L		08/08/14 10:05	08/08/14 16:58	1
Arsenic	ND		0.010	mg/L		08/08/14 10:05	08/08/14 16:58	1
Barium	**0.046**		0.010	mg/L		08/08/14 10:05	08/08/14 16:58	1
Beryllium	ND		0.0020	mg/L		08/08/14 10:05	08/08/14 16:58	1
Cadmium	ND		0.0050	mg/L		08/08/14 10:05	08/08/14 16:58	1
Chromium	**0.010**		0.0050	mg/L		08/08/14 10:05	08/08/14 16:58	1
Cobalt	ND		0.010	mg/L		08/08/14 10:05	08/08/14 16:58	1
Copper	ND		0.010	mg/L		08/08/14 10:05	08/08/14 16:58	1
Lead	ND		0.0050	mg/L		08/08/14 10:05	08/12/14 10:29	1
Molybdenum	**0.050**		0.020	mg/L		08/08/14 10:05	08/08/14 16:58	1
Nickel	**0.043**		0.010	mg/L		08/08/14 10:05	08/08/14 16:58	1
Selenium	ND		0.010	mg/L		08/08/14 10:05	08/08/14 16:58	1
Silver	ND		0.010	mg/L		08/08/14 10:05	08/08/14 16:58	1
Thallium	ND		0.010	mg/L		08/08/14 10:05	08/08/14 16:58	1
Vanadium	**0.036**		0.010	mg/L		08/08/14 10:05	08/08/14 16:58	1
Zinc	ND		0.020	mg/L		08/08/14 10:05	08/08/14 16:58	1

Method: 7470A - Mercury (CVAA) - Dissolved

Analyte	Result	Qualifier	RL	Unit	D	Prepared	Analyzed	Dil Fac
Mercury	ND		0.00020	mg/L		08/10/14 14:49	08/11/14 20:20	1

Client Sample ID: TB-080114

Lab Sample ID: 440-84534-6

Date Collected: 08/01/14 07:00

Matrix: Water

Date Received: 08/01/14 16:22

Method: 8260B - Volatile Organic Compounds (GC/MS)

Analyte	Result	Qualifier	RL	Unit	D	Prepared	Analyzed	Dil Fac
Benzene	ND		0.50	ug/L			08/04/14 17:09	1
Bromobenzene	ND		1.0	ug/L			08/04/14 17:09	1

Client: ENVIRON International Corp.
Project/Site: Malibu, SMMUSD

TestAmerica Job ID: 440-84534-1

Client Sample ID: TB-080114
Date Collected: 08/01/14 07:00
Date Received: 08/01/14 16:22

Lab Sample ID: 440-84534-6
Matrix: Water

Method: 8260B - Volatile Organic Compounds (GC/MS) (Continued)

Analyte	Result	Qualifier	RL		Unit	D	Prepared	Analyzed	Dil Fac
Bromochloromethane	ND		1.0		ug/L			08/04/14 17:09	1
Bromodichloromethane	ND		1.0		ug/L			08/04/14 17:09	1
Bromoform	ND		2.0		ug/L			08/04/14 17:09	1
Bromomethane	ND		1.0		ug/L			08/04/14 17:09	1
2-Butanone (MEK)	ND		5.0		ug/L			08/04/14 17:09	1
Carbon tetrachloride	ND		0.50		ug/L			08/04/14 17:09	1
Chlorobenzene	ND		1.0		ug/L			08/04/14 17:09	1
Chloroethane	ND		1.0		ug/L			08/04/14 17:09	1
Chloroform	ND		1.0		ug/L			08/04/14 17:09	1
Chloromethane	ND		1.0		ug/L			08/04/14 17:09	1
2-Chlorotoluene	ND		1.0		ug/L			08/04/14 17:09	1
4-Chlorotoluene	ND		1.0		ug/L			08/04/14 17:09	1
cis-1,2-Dichloroethene	ND		1.0		ug/L			08/04/14 17:09	1
cis-1,3-Dichloropropene	ND		0.50		ug/L			08/04/14 17:09	1
Dibromochloromethane	ND		1.0		ug/L			08/04/14 17:09	1
1,2-Dibromo-3-Chloropropane	ND		2.0		ug/L			08/04/14 17:09	1
1,2-Dibromoethane (EDB)	ND		1.0		ug/L			08/04/14 17:09	1
Dibromomethane	ND		1.0		ug/L			08/04/14 17:09	1
1,2-Dichlorobenzene	ND		2.0		ug/L			08/04/14 17:09	1
1,3-Dichlorobenzene	ND		1.0		ug/L			08/04/14 17:09	1
1,4-Dichlorobenzene	ND		1.0		ug/L			08/04/14 17:09	1
Dichlorodifluoromethane	ND		1.0		ug/L			08/04/14 17:09	1
1,1-Dichloroethane	ND		1.0		ug/L			08/04/14 17:09	1
1,2-Dichloroethane	ND		0.50		ug/L			08/04/14 17:09	1
1,1-Dichloroethene	ND		1.0		ug/L			08/04/14 17:09	1
1,2-Dichloropropane	ND		1.0		ug/L			08/04/14 17:09	1
1,3-Dichloropropane	ND		1.0		ug/L			08/04/14 17:09	1
2,2-Dichloropropane	ND		2.0		ug/L			08/04/14 17:09	1
1,1-Dichloropropene	ND		1.0		ug/L			08/04/14 17:09	1
Ethylbenzene	ND		1.0		ug/L			08/04/14 17:09	1
Hexachlorobutadiene	ND		1.0		ug/L			08/04/14 17:09	1
Isopropylbenzene	ND		1.0		ug/L			08/04/14 17:09	1
Methylene Chloride	ND		5.0		ug/L			08/04/14 17:09	1
Methyl-t-Butyl Ether (MTBE)	ND		0.50		ug/L			08/04/14 17:09	1
m,p-Xylene	ND		2.0		ug/L			08/04/14 17:09	1
Naphthalene	ND		2.0		ug/L			08/04/14 17:09	1
n-Butylbenzene	ND		2.0		ug/L			08/04/14 17:09	1
N-Propylbenzene	ND		1.0		ug/L			08/04/14 17:09	1
o-Xylene	ND		1.0		ug/L			08/04/14 17:09	1
p-Isopropyltoluene	ND		1.0		ug/L			08/04/14 17:09	1
sec-Butylbenzene	ND		1.0		ug/L			08/04/14 17:09	1
Styrene	ND		1.0		ug/L			08/04/14 17:09	1
tert-Butylbenzene	ND		1.0		ug/L			08/04/14 17:09	1
1,1,1,2-Tetrachloroethane	ND		1.0		ug/L			08/04/14 17:09	1
1,1,2,2-Tetrachloroethane	ND		1.0		ug/L			08/04/14 17:09	1
Tetrachloroethene	ND		1.0		ug/L			08/04/14 17:09	1
Toluene	ND		1.0		ug/L			08/04/14 17:09	1
trans-1,2-Dichloroethene	ND		1.0		ug/L			08/04/14 17:09	1
trans-1,3-Dichloropropene	ND		0.50		ug/L			08/04/14 17:09	1

Client: ENVIRON International Corp.
Project/Site: Malibu, SMMUSD

TestAmerica Job ID: 440-84534-1

Client Sample ID: TB-080114
Date Collected: 08/01/14 07:00
Date Received: 08/01/14 16:22

Lab Sample ID: 440-84534-6
Matrix: Water

Method: 8260B - Volatile Organic Compounds (GC/MS) (Continued)

Analyte	Result	Qualifier	RL		Unit	D	Prepared	Analyzed	Dil Fac
1,2,3-Trichlorobenzene	ND		1.0		ug/L			08/04/14 17:09	1
1,2,4-Trichlorobenzene	ND		2.0		ug/L			08/04/14 17:09	1
1,1,1-Trichloroethane	ND		1.0		ug/L			08/04/14 17:09	1
1,1,2-Trichloroethane	ND		1.0		ug/L			08/04/14 17:09	1
Trichloroethene	ND		1.0		ug/L			08/04/14 17:09	1
Trichlorofluoromethane	ND		1.0		ug/L			08/04/14 17:09	1
1,2,3-Trichloropropane	ND		1.0		ug/L			08/04/14 17:09	1
1,2,4-Trimethylbenzene	ND		1.0		ug/L			08/04/14 17:09	1
1,3,5-Trimethylbenzene	ND		1.0		ug/L			08/04/14 17:09	1
Vinyl chloride	ND		0.50		ug/L			08/04/14 17:09	1

Surrogate	*%Recovery*	*Qualifier*	*Limits*	*Prepared*	*Analyzed*	*Dil Fac*
4-Bromofluorobenzene (Surr)	*106*		*80 - 120*		*08/04/14 17:09*	*1*
Dibromofluoromethane (Surr)	*115*		*76 - 132*		*08/04/14 17:09*	*1*
Toluene-d8 (Surr)	*112*		*80 - 128*		*08/04/14 17:09*	*1*

Method Summary

Client: ENVIRON International Corp.
Project/Site: Malibu, SMMUSD

TestAmerica Job ID: 440-84534-1

Method	Method Description	Protocol	Laboratory
8260B	Volatile Organic Compounds (GC/MS)	SW846	TAL IRV
8270C LL	Semivolatile Organic Compounds by GCMS - Low Levels	SW846	TAL IRV
8015B	Gasoline Range Organics - (GC)	SW846	TAL IRV
8015B	Diesel Range Organics (DRO) (GC)	SW846	TAL IRV
6010B	Metals (ICP)	SW846	TAL IRV
7470A	Mercury (CVAA)	SW846	TAL IRV

Protocol References:

SW846 = "Test Methods For Evaluating Solid Waste, Physical/Chemical Methods", Third Edition, November 1986 And Its Updates.

Laboratory References:

TAL IRV = TestAmerica Irvine, 17461 Derian Ave, Suite 100, Irvine, CA 92614-5817, TEL (949)261-1022

Client Sample ID: MW-5

Lab Sample ID: 440-84534-1

Date Collected: 08/01/14 08:19

Matrix: Water

Date Received: 08/01/14 16:22

Prep Type	Batch Type	Batch Method	Run	Dil Factor	Initial Amount	Final Amount	Batch Number	Prepared or Analyzed	Analyst	Lab
Total/NA	Analysis	8260B		1	10 mL	10 mL	197586	08/04/14 12:04	YK	TAL IRV
Total/NA	Prep	3520C			1050 mL	2 mL	197932	08/05/14 13:05	LBP	TAL IRV
Total/NA	Analysis	8270C LL		1	1050 mL	2 mL	198705	08/08/14 16:47	DF	TAL IRV
Total/NA	Analysis	8015B		1	10 mL	10 mL	198359	08/07/14 13:28	AK	TAL IRV
Total/NA	Prep	3510C			1050 mL	1 mL	198104	08/06/14 09:00	BB	TAL IRV
Total/NA	Analysis	8015B		1	1050 mL	1 mL	198132	08/06/14 14:33	KW	TAL IRV
Dissolved	Prep	3005A			25 mL	25 mL	198638	08/08/14 10:05	ND	TAL IRV
Dissolved	Analysis	6010B		1	25 mL	25 mL	199197	08/12/14 10:24	VS	TAL IRV
Dissolved	Prep	3005A			25 mL	25 mL	198638	08/08/14 10:05	ND	TAL IRV
Dissolved	Analysis	6010B		1	25 mL	25 mL	198768	08/08/14 16:38	TK	TAL IRV
Dissolved	Prep	7470A			20 mL	20 mL	198367	08/07/14 09:04	JS1	TAL IRV
Dissolved	Analysis	7470A		1	20 mL	20 mL	198665	08/07/14 16:01	DB	TAL IRV

Client Sample ID: MW-4

Lab Sample ID: 440-84534-2

Date Collected: 08/01/14 09:34

Matrix: Water

Date Received: 08/01/14 16:22

Prep Type	Batch Type	Batch Method	Run	Dil Factor	Initial Amount	Final Amount	Batch Number	Prepared or Analyzed	Analyst	Lab
Total/NA	Analysis	8260B		1	10 mL	10 mL	197586	08/04/14 15:07	YK	TAL IRV
Total/NA	Prep	3520C			1050 mL	2 mL	197932	08/05/14 13:05	LBP	TAL IRV
Total/NA	Analysis	8270C LL		1	1050 mL	2 mL	198705	08/08/14 17:40	DF	TAL IRV
Total/NA	Analysis	8015B		1	10 mL	10 mL	198128	08/07/14 00:10	PH	TAL IRV
Total/NA	Prep	3510C			1055 mL	1 mL	197846	08/05/14 07:28	BB	TAL IRV
Total/NA	Analysis	8015B		1	1055 mL	1 mL	197883	08/05/14 19:00	KW	TAL IRV
Dissolved	Prep	3005A			25 mL	25 mL	198638	08/08/14 10:05	ND	TAL IRV
Dissolved	Analysis	6010B		1	25 mL	25 mL	199197	08/12/14 10:26	VS	TAL IRV
Dissolved	Prep	3005A			25 mL	25 mL	198638	08/08/14 10:05	ND	TAL IRV
Dissolved	Analysis	6010B		1	25 mL	25 mL	198768	08/08/14 16:46	TK	TAL IRV
Dissolved	Prep	7470A			20 mL	20 mL	198367	08/07/14 09:04	JS1	TAL IRV
Dissolved	Analysis	7470A		1	20 mL	20 mL	198665	08/07/14 16:03	DB	TAL IRV

Client Sample ID: MW-4-FD

Lab Sample ID: 440-84534-3

Date Collected: 08/01/14 09:34

Matrix: Water

Date Received: 08/01/14 16:22

Prep Type	Batch Type	Batch Method	Run	Dil Factor	Initial Amount	Final Amount	Batch Number	Prepared or Analyzed	Analyst	Lab
Total/NA	Analysis	8260B		1	10 mL	10 mL	197586	08/04/14 15:38	YK	TAL IRV
Total/NA	Prep	3520C			1055 mL	2 mL	197932	08/05/14 13:05	LBP	TAL IRV
Total/NA	Analysis	8270C LL		1	1055 mL	2 mL	198705	08/08/14 18:07	DF	TAL IRV
Total/NA	Analysis	8015B		1	10 mL	10 mL	198128	08/07/14 00:38	PH	TAL IRV
Total/NA	Prep	3510C			1055 mL	1 mL	197846	08/05/14 07:28	BB	TAL IRV
Total/NA	Analysis	8015B		1	1055 mL	1 mL	197883	08/05/14 19:22	KW	TAL IRV

Client Sample ID: MW-4-FD

Lab Sample ID: 440-84534-3

Date Collected: 08/01/14 09:34

Matrix: Water

Date Received: 08/01/14 16:22

Prep Type	Batch Type	Batch Method	Run	Dil Factor	Initial Amount	Final Amount	Batch Number	Prepared or Analyzed	Analyst	Lab
Dissolved	Prep	3005A			25 mL	25 mL	198638	08/08/14 10:05	ND	TAL IRV
Dissolved	Analysis	6010B		1	25 mL	25 mL	198768	08/08/14 16:49	TK	TAL IRV
Dissolved	Prep	7470A			20 mL	20 mL	198367	08/07/14 09:04	JS1	TAL IRV
Dissolved	Analysis	7470A		1	20 mL	20 mL	198665	08/07/14 16:06	DB	TAL IRV

Client Sample ID: EB-080114

Lab Sample ID: 440-84534-4

Date Collected: 08/01/14 10:25

Matrix: Water

Date Received: 08/01/14 16:22

Prep Type	Batch Type	Batch Method	Run	Dil Factor	Initial Amount	Final Amount	Batch Number	Prepared or Analyzed	Analyst	Lab
Total/NA	Analysis	8260B		1	10 mL	10 mL	197586	08/04/14 16:08	YK	TAL IRV
Total/NA	Prep	3520C			1055 mL	2 mL	197932	08/05/14 13:05	LBP	TAL IRV
Total/NA	Analysis	8270C LL		1	1055 mL	2 mL	198705	08/08/14 18:34	DF	TAL IRV
Total/NA	Analysis	8015B		1	10 mL	10 mL	198128	08/06/14 21:23	PH	TAL IRV
Total/NA	Prep	3510C			1035 mL	1 mL	197846	08/05/14 07:28	BB	TAL IRV
Total/NA	Analysis	8015B		1	1035 mL	1 mL	197883	08/05/14 19:44	KW	TAL IRV
Dissolved	Prep	3005A			25 mL	25 mL	198638	08/08/14 10:05	ND	TAL IRV
Dissolved	Analysis	6010B		1	25 mL	25 mL	198768	08/08/14 16:52	TK	TAL IRV
Dissolved	Prep	7470A			20 mL	20 mL	198843	08/10/14 14:49	JS1	TAL IRV
Dissolved	Analysis	7470A		1	20 mL	20 mL	199188	08/11/14 20:18	DB	TAL IRV

Client Sample ID: MW-7

Lab Sample ID: 440-84534-5

Date Collected: 08/01/14 11:37

Matrix: Water

Date Received: 08/01/14 16:22

Prep Type	Batch Type	Batch Method	Run	Dil Factor	Initial Amount	Final Amount	Batch Number	Prepared or Analyzed	Analyst	Lab
Total/NA	Analysis	8260B		1	10 mL	10 mL	197586	08/04/14 16:38	YK	TAL IRV
Total/NA	Prep	3520C			1050 mL	2 mL	197932	08/05/14 13:07	LBP	TAL IRV
Total/NA	Analysis	8270C LL		1	1050 mL	2 mL	198705	08/08/14 19:00	DF	TAL IRV
Total/NA	Analysis	8015B		1	10 mL	10 mL	198128	08/07/14 01:05	PH	TAL IRV
Total/NA	Prep	3510C			1050 mL	1 mL	197846	08/05/14 07:28	BB	TAL IRV
Total/NA	Analysis	8015B		1	1050 mL	1 mL	197883	08/06/14 00:24	KW	TAL IRV
Dissolved	Prep	3005A			25 mL	25 mL	198638	08/08/14 10:05	ND	TAL IRV
Dissolved	Analysis	6010B		1	25 mL	25 mL	199197	08/12/14 10:29	VS	TAL IRV
Dissolved	Prep	3005A			25 mL	25 mL	198638	08/08/14 10:05	ND	TAL IRV
Dissolved	Analysis	6010B		1	25 mL	25 mL	198768	08/08/14 16:58	TK	TAL IRV
Dissolved	Prep	7470A			20 mL	20 mL	198843	08/10/14 14:49	JS1	TAL IRV
Dissolved	Analysis	7470A		1	20 mL	20 mL	199188	08/11/14 20:20	DB	TAL IRV

Lab Chronicle

Client: ENVIRON International Corp.
Project/Site: Malibu, SMMUSD

TestAmerica Job ID: 440-84534-1

Client Sample ID: TB-080114
Date Collected: 08/01/14 07:00
Date Received: 08/01/14 16:22

Lab Sample ID: 440-84534-6
Matrix: Water

Prep Type	Batch Type	Batch Method	Run	Dil Factor	Initial Amount	Final Amount	Batch Number	Prepared or Analyzed	Analyst	Lab
Total/NA	Analysis	8260B		1	10 mL	10 mL	197586	08/04/14 17:09	YK	TAL IRV

Laboratory References:

TAL IRV = TestAmerica Irvine, 17461 Derian Ave, Suite 100, Irvine, CA 92614-5817, TEL (949)261-1022

Method: 8260B - Volatile Organic Compounds (GC/MS)

Lab Sample ID: MB 440-197586/4
Matrix: Water
Analysis Batch: 197586

Client Sample ID: Method Blank
Prep Type: Total/NA

Analyte	MB Result	MB Qualifier	RL		Unit	D	Prepared	Analyzed	Dil Fac
Benzene	ND		0.50		ug/L			08/04/14 07:28	1
Bromobenzene	ND		1.0		ug/L			08/04/14 07:28	1
Bromochloromethane	ND		1.0		ug/L			08/04/14 07:28	1
Bromodichloromethane	ND		1.0		ug/L			08/04/14 07:28	1
Bromoform	ND		2.0		ug/L			08/04/14 07:28	1
Bromomethane	ND		1.0		ug/L			08/04/14 07:28	1
2-Butanone (MEK)	ND		5.0		ug/L			08/04/14 07:28	1
Carbon tetrachloride	ND		0.50		ug/L			08/04/14 07:28	1
Chlorobenzene	ND		1.0		ug/L			08/04/14 07:28	1
Chloroethane	ND		1.0		ug/L			08/04/14 07:28	1
Chloroform	ND		1.0		ug/L			08/04/14 07:28	1
Chloromethane	ND		1.0		ug/L			08/04/14 07:28	1
2-Chlorotoluene	ND		1.0		ug/L			08/04/14 07:28	1
4-Chlorotoluene	ND		1.0		ug/L			08/04/14 07:28	1
cis-1,2-Dichloroethene	ND		1.0		ug/L			08/04/14 07:28	1
cis-1,3-Dichloropropene	ND		0.50		ug/L			08/04/14 07:28	1
Dibromochloromethane	ND		1.0		ug/L			08/04/14 07:28	1
1,2-Dibromo-3-Chloropropane	ND		2.0		ug/L			08/04/14 07:28	1
1,2-Dibromoethane (EDB)	ND		1.0		ug/L			08/04/14 07:28	1
Dibromomethane	ND		1.0		ug/L			08/04/14 07:28	1
1,2-Dichlorobenzene	ND		2.0		ug/L			08/04/14 07:28	1
1,3-Dichlorobenzene	ND		1.0		ug/L			08/04/14 07:28	1
1,4-Dichlorobenzene	ND		1.0		ug/L			08/04/14 07:28	1
Dichlorodifluoromethane	ND		1.0		ug/L			08/04/14 07:28	1
1,1-Dichloroethane	ND		1.0		ug/L			08/04/14 07:28	1
1,2-Dichloroethane	ND		0.50		ug/L			08/04/14 07:28	1
1,1-Dichloroethene	ND		1.0		ug/L			08/04/14 07:28	1
1,2-Dichloropropane	ND		1.0		ug/L			08/04/14 07:28	1
1,3-Dichloropropane	ND		1.0		ug/L			08/04/14 07:28	1
2,2-Dichloropropane	ND		2.0		ug/L			08/04/14 07:28	1
1,1-Dichloropropene	ND		1.0		ug/L			08/04/14 07:28	1
Ethylbenzene	ND		1.0		ug/L			08/04/14 07:28	1
Hexachlorobutadiene	ND		1.0		ug/L			08/04/14 07:28	1
Isopropylbenzene	ND		1.0		ug/L			08/04/14 07:28	1
Methylene Chloride	ND		5.0		ug/L			08/04/14 07:28	1
Methyl-t-Butyl Ether (MTBE)	ND		0.50		ug/L			08/04/14 07:28	1
m,p-Xylene	ND		2.0		ug/L			08/04/14 07:28	1
Naphthalene	ND		2.0		ug/L			08/04/14 07:28	1
n-Butylbenzene	ND		2.0		ug/L			08/04/14 07:28	1
N-Propylbenzene	ND		1.0		ug/L			08/04/14 07:28	1
o-Xylene	ND		1.0		ug/L			08/04/14 07:28	1
p-Isopropyltoluene	ND		1.0		ug/L			08/04/14 07:28	1
sec-Butylbenzene	ND		1.0		ug/L			08/04/14 07:28	1
Styrene	ND		1.0		ug/L			08/04/14 07:28	1
tert-Butylbenzene	ND		1.0		ug/L			08/04/14 07:28	1
1,1,1,2-Tetrachloroethane	ND		1.0		ug/L			08/04/14 07:28	1
1,1,2,2-Tetrachloroethane	ND		1.0		ug/L			08/04/14 07:28	1
Tetrachloroethene	ND		1.0		ug/L			08/04/14 07:28	1

Method: 8260B - Volatile Organic Compounds (GC/MS) (Continued)

Lab Sample ID: MB 440-197586/4
Matrix: Water
Analysis Batch: 197586

Client Sample ID: Method Blank
Prep Type: Total/NA

Analyte	MB Result	MB Qualifier	RL		Unit	D	Prepared	Analyzed	Dil Fac
Toluene	ND		1.0		ug/L			08/04/14 07:28	1
trans-1,2-Dichloroethene	ND		1.0		ug/L			08/04/14 07:28	1
trans-1,3-Dichloropropene	ND		0.50		ug/L			08/04/14 07:28	1
1,2,3-Trichlorobenzene	ND		1.0		ug/L			08/04/14 07:28	1
1,2,4-Trichlorobenzene	ND		2.0		ug/L			08/04/14 07:28	1
1,1,1-Trichloroethane	ND		1.0		ug/L			08/04/14 07:28	1
1,1,2-Trichloroethane	ND		1.0		ug/L			08/04/14 07:28	1
Trichloroethene	ND		1.0		ug/L			08/04/14 07:28	1
Trichlorofluoromethane	ND		1.0		ug/L			08/04/14 07:28	1
1,2,3-Trichloropropane	ND		1.0		ug/L			08/04/14 07:28	1
1,2,4-Trimethylbenzene	ND		1.0		ug/L			08/04/14 07:28	1
1,3,5-Trimethylbenzene	ND		1.0		ug/L			08/04/14 07:28	1
Vinyl chloride	ND		0.50		ug/L			08/04/14 07:28	1

Surrogate	*MB %Recovery*	*MB Qualifier*	*Limits*	*Prepared*	*Analyzed*	*Dil Fac*
4-Bromofluorobenzene (Surr)	*105*		*80 - 120*		*08/04/14 07:28*	*1*
Dibromofluoromethane (Surr)	*111*		*76 - 132*		*08/04/14 07:28*	*1*
Toluene-d8 (Surr)	*110*		*80 - 128*		*08/04/14 07:28*	*1*

Lab Sample ID: LCS 440-197586/5
Matrix: Water
Analysis Batch: 197586

Client Sample ID: Lab Control Sample
Prep Type: Total/NA

Analyte	Spike Added	LCS Result	LCS Qualifier	Unit	D	%Rec	%Rec. Limits
Benzene	25.0	25.6		ug/L		102	68 - 130
Bromobenzene	25.0	26.4		ug/L		106	70 - 130
Bromochloromethane	25.0	27.9		ug/L		112	70 - 130
Bromodichloromethane	25.0	29.7		ug/L		119	70 - 132
Bromoform	25.0	34.1		ug/L		137	60 - 148
Bromomethane	25.0	24.8		ug/L		99	64 - 139
2-Butanone (MEK)	25.0	32.6		ug/L		130	44 - 150
Carbon tetrachloride	25.0	29.4		ug/L		118	60 - 150
Chlorobenzene	25.0	25.6		ug/L		102	70 - 130
Chloroethane	25.0	26.1		ug/L		105	64 - 135
Chloroform	25.0	25.9		ug/L		104	70 - 130
Chloromethane	25.0	25.8		ug/L		103	47 - 140
2-Chlorotoluene	25.0	24.2		ug/L		97	70 - 130
4-Chlorotoluene	25.0	25.0		ug/L		100	70 - 130
cis-1,2-Dichloroethene	25.0	27.6		ug/L		110	70 - 133
cis-1,3-Dichloropropene	25.0	28.8		ug/L		115	70 - 133
Dibromochloromethane	25.0	31.3		ug/L		125	69 - 145
1,2-Dibromo-3-Chloropropane	25.0	27.8		ug/L		111	52 - 140
1,2-Dibromoethane (EDB)	25.0	26.9		ug/L		108	70 - 130
Dibromomethane	25.0	26.9		ug/L		108	70 - 130
1,2-Dichlorobenzene	25.0	26.8		ug/L		107	70 - 130
1,3-Dichlorobenzene	25.0	25.7		ug/L		103	70 - 130
1,4-Dichlorobenzene	25.0	25.7		ug/L		103	70 - 130
Dichlorodifluoromethane	25.0	20.5		ug/L		82	29 - 150

Method: 8260B - Volatile Organic Compounds (GC/MS) (Continued)

Lab Sample ID: LCS 440-197586/5
Matrix: Water
Analysis Batch: 197586

Client Sample ID: Lab Control Sample
Prep Type: Total/NA

Analyte	Spike Added	LCS Result	LCS Qualifier	Unit	D	%Rec	%Rec. Limits
1,1-Dichloroethane	25.0	25.2		ug/L		101	64 - 130
1,2-Dichloroethane	25.0	25.3		ug/L		101	57 - 138
1,1-Dichloroethene	25.0	25.6		ug/L		102	70 - 130
1,2-Dichloropropane	25.0	25.9		ug/L		104	67 - 130
1,3-Dichloropropane	25.0	27.0		ug/L		108	70 - 130
2,2-Dichloropropane	25.0	28.0		ug/L		112	68 - 141
1,1-Dichloropropene	25.0	25.9		ug/L		104	70 - 130
Ethylbenzene	25.0	24.8		ug/L		99	70 - 130
Hexachlorobutadiene	25.0	26.7		ug/L		107	10 - 150
Isopropylbenzene	25.0	23.8		ug/L		95	70 - 136
Methylene Chloride	25.0	29.0		ug/L		116	52 - 130
Methyl-t-Butyl Ether (MTBE)	25.0	24.2		ug/L		97	63 - 131
m,p-Xylene	50.0	50.5		ug/L		101	70 - 130
Naphthalene	25.0	27.4		ug/L		110	60 - 140
n-Butylbenzene	25.0	25.2		ug/L		101	65 - 150
N-Propylbenzene	25.0	24.7		ug/L		99	67 - 139
o-Xylene	25.0	26.7		ug/L		107	70 - 130
p-Isopropyltoluene	25.0	25.1		ug/L		100	70 - 132
sec-Butylbenzene	25.0	25.4		ug/L		102	70 - 138
Styrene	25.0	27.3		ug/L		109	70 - 134
tert-Butylbenzene	25.0	24.3		ug/L		97	70 - 130
1,1,1,2-Tetrachloroethane	25.0	31.9		ug/L		127	60 - 141
1,1,2,2-Tetrachloroethane	25.0	28.3		ug/L		113	63 - 130
Tetrachloroethene	25.0	26.1		ug/L		104	70 - 130
Toluene	25.0	25.3		ug/L		101	70 - 130
trans-1,2-Dichloroethene	25.0	27.2		ug/L		109	70 - 130
trans-1,3-Dichloropropene	25.0	31.0		ug/L		124	70 - 132
1,2,3-Trichlorobenzene	25.0	27.8		ug/L		111	60 - 140
1,2,4-Trichlorobenzene	25.0	27.4		ug/L		110	60 - 140
1,1,1-Trichloroethane	25.0	26.7		ug/L		107	70 - 130
1,1,2-Trichloroethane	25.0	27.1		ug/L		108	70 - 130
Trichloroethene	25.0	26.6		ug/L		106	70 - 130
Trichlorofluoromethane	25.0	30.0		ug/L		120	60 - 150
1,2,3-Trichloropropane	25.0	28.2		ug/L		113	63 - 130
1,2,4-Trimethylbenzene	25.0	25.5		ug/L		102	70 - 135
1,3,5-Trimethylbenzene	25.0	24.9		ug/L		100	70 - 136
Vinyl chloride	25.0	22.1		ug/L		88	59 - 133

Surrogate	*LCS %Recovery*	*LCS Qualifier*	*Limits*
4-Bromofluorobenzene (Surr)	*109*		*80 - 120*
Dibromofluoromethane (Surr)	*111*		*76 - 132*
Toluene-d8 (Surr)	*110*		*80 - 128*

Method: 8260B - Volatile Organic Compounds (GC/MS) (Continued)

Lab Sample ID: 440-84525-D-1 MS
Matrix: Water
Analysis Batch: 197586

Client Sample ID: Matrix Spike
Prep Type: Total/NA

Analyte	Sample Result	Sample Qualifier	Spike Added	MS Result	MS Qualifier	Unit	D	%Rec	%Rec. Limits
Benzene	ND		25.0	25.9		ug/L		104	66 - 130
Bromobenzene	ND		25.0	26.0		ug/L		104	70 - 130
Bromochloromethane	ND		25.0	28.6		ug/L		114	70 - 130
Bromodichloromethane	ND		25.0	36.1	F1	ug/L		144	70 - 138
Bromoform	ND		25.0	36.1		ug/L		144	59 - 150
Bromomethane	ND		25.0	26.5		ug/L		106	62 - 131
2-Butanone (MEK)	ND		25.0	17.6		ug/L		70	48 - 140
Carbon tetrachloride	ND		25.0	28.4		ug/L		114	60 - 150
Chlorobenzene	ND		25.0	25.1		ug/L		100	70 - 130
Chloroethane	ND		25.0	26.3		ug/L		105	68 - 130
Chloroform	ND		25.0	32.1		ug/L		129	70 - 130
Chloromethane	ND		25.0	27.1		ug/L		108	39 - 144
2-Chlorotoluene	ND		25.0	23.6		ug/L		94	70 - 130
4-Chlorotoluene	ND		25.0	25.0		ug/L		100	70 - 130
cis-1,2-Dichloroethene	ND		25.0	28.9		ug/L		116	70 - 130
cis-1,3-Dichloropropene	ND		25.0	29.2		ug/L		117	70 - 133
Dibromochloromethane	ND		25.0	37.7	F1	ug/L		151	70 - 148
1,2-Dibromo-3-Chloropropane	ND		25.0	23.2		ug/L		93	48 - 140
1,2-Dibromoethane (EDB)	ND		25.0	25.5		ug/L		102	70 - 131
Dibromomethane	ND		25.0	27.5		ug/L		110	70 - 130
1,2-Dichlorobenzene	ND		25.0	26.6		ug/L		107	70 - 130
1,3-Dichlorobenzene	ND		25.0	26.1		ug/L		104	70 - 130
1,4-Dichlorobenzene	ND		25.0	25.8		ug/L		103	70 - 130
Dichlorodifluoromethane	ND		25.0	22.0		ug/L		88	25 - 142
1,1-Dichloroethane	ND		25.0	25.4		ug/L		102	65 - 130
1,2-Dichloroethane	ND		25.0	25.1		ug/L		100	56 - 146
1,1-Dichloroethene	ND		25.0	25.1		ug/L		100	70 - 130
1,2-Dichloropropane	ND		25.0	27.2		ug/L		109	69 - 130
1,3-Dichloropropane	ND		25.0	26.0		ug/L		104	70 - 130
2,2-Dichloropropane	ND		25.0	29.5		ug/L		118	69 - 138
1,1-Dichloropropene	ND		25.0	25.5		ug/L		102	64 - 130
Ethylbenzene	ND		25.0	24.1		ug/L		96	70 - 130
Hexachlorobutadiene	ND		25.0	26.6		ug/L		106	10 - 150
Isopropylbenzene	ND		25.0	23.4		ug/L		93	70 - 132
Methylene Chloride	ND		25.0	29.2		ug/L		117	52 - 130
Methyl-t-Butyl Ether (MTBE)	ND		25.0	24.8		ug/L		99	70 - 130
m,p-Xylene	ND		50.0	49.5		ug/L		99	70 - 133
Naphthalene	ND		25.0	24.7		ug/L		99	60 - 140
n-Butylbenzene	ND		25.0	25.2		ug/L		101	61 - 149
N-Propylbenzene	ND		25.0	24.5		ug/L		98	66 - 135
o-Xylene	ND		25.0	26.4		ug/L		106	70 - 133
p-Isopropyltoluene	ND		25.0	25.3		ug/L		101	70 - 130
sec-Butylbenzene	ND		25.0	25.0		ug/L		100	67 - 134
Styrene	ND		25.0	26.1		ug/L		104	29 - 150
tert-Butylbenzene	ND		25.0	24.0		ug/L		96	70 - 130
1,1,1,2-Tetrachloroethane	ND		25.0	31.3		ug/L		125	60 - 149
1,1,2,2-Tetrachloroethane	ND		25.0	25.8		ug/L		103	63 - 130
Tetrachloroethene	ND		25.0	25.2		ug/L		101	70 - 137

Method: 8260B - Volatile Organic Compounds (GC/MS) (Continued)

Lab Sample ID: 440-84525-D-1 MS
Matrix: Water
Analysis Batch: 197586

Client Sample ID: Matrix Spike
Prep Type: Total/NA

Analyte	Sample Result	Sample Qualifier	Spike Added	MS Result	MS Qualifier	Unit	D	%Rec	%Rec. Limits
Toluene	ND		25.0	26.3		ug/L		105	70 - 130
trans-1,2-Dichloroethene	ND		25.0	27.5		ug/L		110	70 - 130
trans-1,3-Dichloropropene	ND		25.0	31.5		ug/L		126	70 - 138
1,2,3-Trichlorobenzene	ND		25.0	26.8		ug/L		107	60 - 140
1,2,4-Trichlorobenzene	ND		25.0	27.0		ug/L		108	60 - 140
1,1,1-Trichloroethane	ND		25.0	27.0		ug/L		108	70 - 130
1,1,2-Trichloroethane	ND		25.0	25.7		ug/L		103	70 - 130
Trichloroethene	ND		25.0	27.0		ug/L		108	70 - 130
Trichlorofluoromethane	ND		25.0	30.2		ug/L		121	60 - 150
1,2,3-Trichloropropane	ND		25.0	24.8		ug/L		99	60 - 130
1,2,4-Trimethylbenzene	ND		25.0	25.4		ug/L		102	70 - 130
1,3,5-Trimethylbenzene	ND		25.0	24.6		ug/L		98	70 - 130
Vinyl chloride	ND		25.0	23.6		ug/L		95	50 - 137

Surrogate	*MS %Recovery*	*MS Qualifier*	*Limits*
4-Bromofluorobenzene (Surr)	*106*		*80 - 120*
Dibromofluoromethane (Surr)	*113*		*76 - 132*
Toluene-d8 (Surr)	*111*		*80 - 128*

Lab Sample ID: 440-84525-D-1 MSD
Matrix: Water
Analysis Batch: 197586

Client Sample ID: Matrix Spike Duplicate
Prep Type: Total/NA

Analyte	Sample Result	Sample Qualifier	Spike Added	MSD Result	MSD Qualifier	Unit	D	%Rec	%Rec. Limits	RPD	RPD Limit
Benzene	ND		25.0	25.7		ug/L		103	66 - 130	1	20
Bromobenzene	ND		25.0	26.4		ug/L		106	70 - 130	1	20
Bromochloromethane	ND		25.0	27.9		ug/L		111	70 - 130	3	25
Bromodichloromethane	ND		25.0	35.9	F1	ug/L		144	70 - 138	0	20
Bromoform	ND		25.0	35.9		ug/L		144	59 - 150	1	25
Bromomethane	ND		25.0	25.7		ug/L		103	62 - 131	3	25
2-Butanone (MEK)	ND		25.0	17.2		ug/L		69	48 - 140	2	40
Carbon tetrachloride	ND		25.0	27.3		ug/L		109	60 - 150	4	25
Chlorobenzene	ND		25.0	25.5		ug/L		102	70 - 130	2	20
Chloroethane	ND		25.0	25.5		ug/L		102	68 - 130	3	25
Chloroform	ND		25.0	32.2		ug/L		129	70 - 130	0	20
Chloromethane	ND		25.0	26.7		ug/L		107	39 - 144	2	25
2-Chlorotoluene	ND		25.0	23.8		ug/L		95	70 - 130	1	20
4-Chlorotoluene	ND		25.0	24.6		ug/L		99	70 - 130	1	20
cis-1,2-Dichloroethene	ND		25.0	28.9		ug/L		116	70 - 130	0	20
cis-1,3-Dichloropropene	ND		25.0	29.8		ug/L		119	70 - 133	2	20
Dibromochloromethane	ND		25.0	38.2	F1	ug/L		153	70 - 148	1	25
1,2-Dibromo-3-Chloropropane	ND		25.0	22.6		ug/L		90	48 - 140	3	30
1,2-Dibromoethane (EDB)	ND		25.0	26.6		ug/L		106	70 - 131	4	25
Dibromomethane	ND		25.0	27.9		ug/L		111	70 - 130	1	25
1,2-Dichlorobenzene	ND		25.0	26.9		ug/L		108	70 - 130	1	20
1,3-Dichlorobenzene	ND		25.0	25.6		ug/L		103	70 - 130	2	20
1,4-Dichlorobenzene	ND		25.0	25.6		ug/L		102	70 - 130	1	20
Dichlorodifluoromethane	ND		25.0	20.9		ug/L		84	25 - 142	5	30

Method: 8260B - Volatile Organic Compounds (GC/MS) (Continued)

Lab Sample ID: 440-84525-D-1 MSD
Matrix: Water
Analysis Batch: 197586

Client Sample ID: Matrix Spike Duplicate
Prep Type: Total/NA

Analyte	Sample Result	Sample Qualifier	Spike Added	MSD Result	MSD Qualifier	Unit	D	%Rec	%Rec. Limits	RPD	RPD Limit
1,1-Dichloroethane	ND		25.0	25.2		ug/L		101	65 - 130	1	20
1,2-Dichloroethane	ND		25.0	24.7		ug/L		99	56 - 146	2	20
1,1-Dichloroethene	ND		25.0	24.8		ug/L		99	70 - 130	1	20
1,2-Dichloropropane	ND		25.0	26.8		ug/L		107	69 - 130	2	20
1,3-Dichloropropane	ND		25.0	26.7		ug/L		107	70 - 130	3	25
2,2-Dichloropropane	ND		25.0	28.6		ug/L		114	69 - 138	3	25
1,1-Dichloropropene	ND		25.0	24.7		ug/L		99	64 - 130	3	20
Ethylbenzene	ND		25.0	24.1		ug/L		96	70 - 130	0	20
Hexachlorobutadiene	ND		25.0	26.4		ug/L		106	10 - 150	1	20
Isopropylbenzene	ND		25.0	23.2		ug/L		93	70 - 132	1	20
Methylene Chloride	ND		25.0	29.3		ug/L		117	52 - 130	0	20
Methyl-t-Butyl Ether (MTBE)	ND		25.0	24.9		ug/L		100	70 - 130	0	25
m,p-Xylene	ND		50.0	49.0		ug/L		98	70 - 133	1	25
Naphthalene	ND		25.0	24.7		ug/L		99	60 - 140	0	30
n-Butylbenzene	ND		25.0	24.4		ug/L		98	61 - 149	3	20
N-Propylbenzene	ND		25.0	24.0		ug/L		96	66 - 135	2	20
o-Xylene	ND		25.0	26.3		ug/L		105	70 - 133	0	20
p-Isopropyltoluene	ND		25.0	24.5		ug/L		98	70 - 130	3	20
sec-Butylbenzene	ND		25.0	24.6		ug/L		98	67 - 134	2	20
Styrene	ND		25.0	26.6		ug/L		106	29 - 150	2	35
tert-Butylbenzene	ND		25.0	23.5		ug/L		94	70 - 130	2	20
1,1,1,2-Tetrachloroethane	ND		25.0	31.8		ug/L		127	60 - 149	2	20
1,1,2,2-Tetrachloroethane	ND		25.0	25.5		ug/L		102	63 - 130	1	30
Tetrachloroethene	ND		25.0	24.7		ug/L		99	70 - 137	2	20
Toluene	ND		25.0	25.9		ug/L		104	70 - 130	2	20
trans-1,2-Dichloroethene	ND		25.0	26.7		ug/L		107	70 - 130	3	20
trans-1,3-Dichloropropene	ND		25.0	31.4		ug/L		126	70 - 138	0	25
1,2,3-Trichlorobenzene	ND		25.0	26.9		ug/L		108	60 - 140	0	20
1,2,4-Trichlorobenzene	ND		25.0	27.3		ug/L		109	60 - 140	1	20
1,1,1-Trichloroethane	ND		25.0	25.7		ug/L		103	70 - 130	5	20
1,1,2-Trichloroethane	ND		25.0	26.3		ug/L		105	70 - 130	3	25
Trichloroethene	ND		25.0	27.0		ug/L		108	70 - 130	0	20
Trichlorofluoromethane	ND		25.0	28.1		ug/L		112	60 - 150	7	25
1,2,3-Trichloropropane	ND		25.0	24.9		ug/L		100	60 - 130	0	30
1,2,4-Trimethylbenzene	ND		25.0	25.0		ug/L		100	70 - 130	2	25
1,3,5-Trimethylbenzene	ND		25.0	24.2		ug/L		97	70 - 130	2	20
Vinyl chloride	ND		25.0	22.9		ug/L		91	50 - 137	3	30

Surrogate	*MSD %Recovery*	*MSD Qualifier*	*Limits*
4-Bromofluorobenzene (Surr)	*107*		*80 - 120*
Dibromofluoromethane (Surr)	*117*		*76 - 132*
Toluene-d8 (Surr)	*111*		*80 - 128*

Method: 8270C LL - Semivolatile Organic Compounds by GCMS - Low Levels

Lab Sample ID: MB 440-197932/1-A
Matrix: Water
Analysis Batch: 198705

Client Sample ID: Method Blank
Prep Type: Total/NA
Prep Batch: 197932

Analyte	MB Result	MB Qualifier	RL		Unit	D	Prepared	Analyzed	Dil Fac
Acenaphthene	ND		0.50		ug/L		08/05/14 13:05	08/08/14 15:27	1
Acenaphthylene	ND		0.50		ug/L		08/05/14 13:05	08/08/14 15:27	1
Aniline	ND		10		ug/L		08/05/14 13:05	08/08/14 15:27	1
Anthracene	ND		0.50		ug/L		08/05/14 13:05	08/08/14 15:27	1
Benzidine	ND		10		ug/L		08/05/14 13:05	08/08/14 15:27	1
Benzo[a]anthracene	ND		5.0		ug/L		08/05/14 13:05	08/08/14 15:27	1
Benzo[a]pyrene	ND		2.0		ug/L		08/05/14 13:05	08/08/14 15:27	1
Benzo[b]fluoranthene	ND		2.0		ug/L		08/05/14 13:05	08/08/14 15:27	1
Benzo[g,h,i]perylene	ND		5.0		ug/L		08/05/14 13:05	08/08/14 15:27	1
Benzoic acid	ND		5.0		ug/L		08/05/14 13:05	08/08/14 15:27	1
Benzo[k]fluoranthene	ND		0.50		ug/L		08/05/14 13:05	08/08/14 15:27	1
Benzyl alcohol	ND		5.0		ug/L		08/05/14 13:05	08/08/14 15:27	1
Bis(2-chloroethoxy)methane	ND		0.50		ug/L		08/05/14 13:05	08/08/14 15:27	1
Bis(2-chloroethyl)ether	ND		0.50		ug/L		08/05/14 13:05	08/08/14 15:27	1
bis (2-chloroisopropyl) ether	ND		0.50		ug/L		08/05/14 13:05	08/08/14 15:27	1
Bis(2-ethylhexyl) phthalate	ND		5.0		ug/L		08/05/14 13:05	08/08/14 15:27	1
4-Bromophenyl phenyl ether	ND		1.0		ug/L		08/05/14 13:05	08/08/14 15:27	1
Butyl benzyl phthalate	ND		5.0		ug/L		08/05/14 13:05	08/08/14 15:27	1
4-Chloroaniline	ND		2.0		ug/L		08/05/14 13:05	08/08/14 15:27	1
4-Chloro-3-methylphenol	ND		2.0		ug/L		08/05/14 13:05	08/08/14 15:27	1
2-Chloronaphthalene	ND		0.50		ug/L		08/05/14 13:05	08/08/14 15:27	1
2-Chlorophenol	ND		1.0		ug/L		08/05/14 13:05	08/08/14 15:27	1
4-Chlorophenyl phenyl ether	ND		0.50		ug/L		08/05/14 13:05	08/08/14 15:27	1
Chrysene	ND		0.50		ug/L		08/05/14 13:05	08/08/14 15:27	1
Dibenz(a,h)anthracene	ND		0.50		ug/L		08/05/14 13:05	08/08/14 15:27	1
Dibenzofuran	ND		0.50		ug/L		08/05/14 13:05	08/08/14 15:27	1
1,2-Dichlorobenzene	ND		0.50		ug/L		08/05/14 13:05	08/08/14 15:27	1
1,3-Dichlorobenzene	ND		0.50		ug/L		08/05/14 13:05	08/08/14 15:27	1
1,4-Dichlorobenzene	ND		0.50		ug/L		08/05/14 13:05	08/08/14 15:27	1
3,3'-Dichlorobenzidine	ND		5.0		ug/L		08/05/14 13:05	08/08/14 15:27	1
2,4-Dichlorophenol	ND		2.0		ug/L		08/05/14 13:05	08/08/14 15:27	1
Diethyl phthalate	ND		1.0		ug/L		08/05/14 13:05	08/08/14 15:27	1
2,4-Dimethylphenol	ND		2.0		ug/L		08/05/14 13:05	08/08/14 15:27	1
Dimethyl phthalate	ND		0.50		ug/L		08/05/14 13:05	08/08/14 15:27	1
Di-n-butyl phthalate	ND		2.0		ug/L		08/05/14 13:05	08/08/14 15:27	1
4,6-Dinitro-2-methylphenol	ND		5.0		ug/L		08/05/14 13:05	08/08/14 15:27	1
2,4-Dinitrophenol	ND		5.0		ug/L		08/05/14 13:05	08/08/14 15:27	1
2,4-Dinitrotoluene	ND		5.0		ug/L		08/05/14 13:05	08/08/14 15:27	1
2,6-Dinitrotoluene	ND		5.0		ug/L		08/05/14 13:05	08/08/14 15:27	1
Di-n-octyl phthalate	ND		5.0		ug/L		08/05/14 13:05	08/08/14 15:27	1
1,2-Diphenylhydrazine(as Azobenzene)	ND		1.0		ug/L		08/05/14 13:05	08/08/14 15:27	1
Fluoranthene	ND		0.50		ug/L		08/05/14 13:05	08/08/14 15:27	1
Fluorene	ND		0.50		ug/L		08/05/14 13:05	08/08/14 15:27	1
Hexachlorobenzene	ND		1.0		ug/L		08/05/14 13:05	08/08/14 15:27	1
Hexachlorobutadiene	ND		2.0		ug/L		08/05/14 13:05	08/08/14 15:27	1
Hexachlorocyclopentadiene	ND		5.0		ug/L		08/05/14 13:05	08/08/14 15:27	1
Hexachloroethane	ND		3.0		ug/L		08/05/14 13:05	08/08/14 15:27	1

Method: 8270C LL - Semivolatile Organic Compounds by GCMS - Low Levels (Continued)

Lab Sample ID: MB 440-197932/1-A
Matrix: Water
Analysis Batch: 198705

Client Sample ID: Method Blank
Prep Type: Total/NA
Prep Batch: 197932

Analyte	MB Result	MB Qualifier	RL		Unit	D	Prepared	Analyzed	Dil Fac
Indeno[1,2,3-cd]pyrene	ND		2.0		ug/L		08/05/14 13:05	08/08/14 15:27	1
Isophorone	ND		1.0		ug/L		08/05/14 13:05	08/08/14 15:27	1
2-Methylnaphthalene	ND		1.0		ug/L		08/05/14 13:05	08/08/14 15:27	1
2-Methylphenol	ND		2.0		ug/L		08/05/14 13:05	08/08/14 15:27	1
3-Methylphenol + 4-Methylphenol	ND		5.0		ug/L		08/05/14 13:05	08/08/14 15:27	1
Naphthalene	ND		1.0		ug/L		08/05/14 13:05	08/08/14 15:27	1
2-Nitroaniline	ND		5.0		ug/L		08/05/14 13:05	08/08/14 15:27	1
3-Nitroaniline	ND		5.0		ug/L		08/05/14 13:05	08/08/14 15:27	1
4-Nitroaniline	ND		5.0		ug/L		08/05/14 13:05	08/08/14 15:27	1
Nitrobenzene	ND		1.0		ug/L		08/05/14 13:05	08/08/14 15:27	1
2-Nitrophenol	ND		2.0		ug/L		08/05/14 13:05	08/08/14 15:27	1
4-Nitrophenol	ND		5.0		ug/L		08/05/14 13:05	08/08/14 15:27	1
N-Nitrosodi-n-propylamine	ND		2.0		ug/L		08/05/14 13:05	08/08/14 15:27	1
N-Nitrosodiphenylamine	ND		1.0		ug/L		08/05/14 13:05	08/08/14 15:27	1
Pentachlorophenol	ND		2.0		ug/L		08/05/14 13:05	08/08/14 15:27	1
Phenanthrene	ND		0.50		ug/L		08/05/14 13:05	08/08/14 15:27	1
Phenol	ND		1.0		ug/L		08/05/14 13:05	08/08/14 15:27	1
Pyrene	ND		0.50		ug/L		08/05/14 13:05	08/08/14 15:27	1
1,2,4-Trichlorobenzene	ND		1.0		ug/L		08/05/14 13:05	08/08/14 15:27	1
2,4,5-Trichlorophenol	ND		2.0		ug/L		08/05/14 13:05	08/08/14 15:27	1
2,4,6-Trichlorophenol	ND		1.0		ug/L		08/05/14 13:05	08/08/14 15:27	1

Surrogate	*MB %Recovery*	*MB Qualifier*	*Limits*	*Prepared*	*Analyzed*	*Dil Fac*
2-Fluorobiphenyl	*86*		*50 - 120*	*08/05/14 13:05*	*08/08/14 15:27*	*1*
2-Fluorophenol (Surr)	*60*		*30 - 120*	*08/05/14 13:05*	*08/08/14 15:27*	*1*
Nitrobenzene-d5 (Surr)	*70*		*45 - 120*	*08/05/14 13:05*	*08/08/14 15:27*	*1*
Phenol-d6 (Surr)	*64*		*35 - 120*	*08/05/14 13:05*	*08/08/14 15:27*	*1*
Terphenyl-d14 (Surr)	*90*		*37 - 144*	*08/05/14 13:05*	*08/08/14 15:27*	*1*
2,4,6-Tribromophenol (Surr)	*84*		*40 - 120*	*08/05/14 13:05*	*08/08/14 15:27*	*1*

Lab Sample ID: LCS 440-197932/2-A
Matrix: Water
Analysis Batch: 198705

Client Sample ID: Lab Control Sample
Prep Type: Total/NA
Prep Batch: 197932

Analyte	Spike Added	LCS Result	LCS Qualifier	Unit	D	%Rec	%Rec. Limits
Acenaphthene	10.0	7.41		ug/L		74	55 - 105
Acenaphthylene	10.0	7.76		ug/L		78	52 - 111
Aniline	10.0	6.54	J	ug/L		65	30 - 115
Anthracene	10.0	7.85		ug/L		79	59 - 118
Benzidine	10.0	ND		ug/L		25	5 - 65
Benzo[a]anthracene	10.0	8.38		ug/L		84	59 - 116
Benzo[a]pyrene	10.0	7.71		ug/L		77	57 - 107
Benzo[b]fluoranthene	10.0	8.09		ug/L		81	60 - 112
Benzo[g,h,i]perylene	10.0	6.53		ug/L		65	26 - 150
Benzoic acid	10.0	5.66		ug/L		57	21 - 142
Benzo[k]fluoranthene	10.0	7.99		ug/L		80	60 - 112
Benzyl alcohol	10.0	7.76		ug/L		78	44 - 115
Bis(2-chloroethoxy)methane	10.0	8.38		ug/L		84	46 - 120

Method: 8270C LL - Semivolatile Organic Compounds by GCMS - Low Levels (Continued)

Lab Sample ID: LCS 440-197932/2-A
Matrix: Water
Analysis Batch: 198705

Client Sample ID: Lab Control Sample
Prep Type: Total/NA
Prep Batch: 197932

Analyte	Spike Added	LCS Result	LCS Qualifier	Unit	D	%Rec	%Rec. Limits
Bis(2-chloroethyl)ether	10.0	6.50		ug/L		65	50 - 101
bis (2-chloroisopropyl) ether	10.0	6.32		ug/L		63	50 - 102
Bis(2-ethylhexyl) phthalate	10.0	6.68		ug/L		67	52 - 121
4-Bromophenyl phenyl ether	10.0	8.02		ug/L		80	54 - 110
Butyl benzyl phthalate	10.0	7.83		ug/L		78	57 - 123
4-Chloroaniline	10.0	7.54		ug/L		75	18 - 127
4-Chloro-3-methylphenol	10.0	7.68		ug/L		77	53 - 115
2-Chloronaphthalene	10.0	7.11		ug/L		71	46 - 103
2-Chlorophenol	10.0	6.33		ug/L		63	42 - 101
4-Chlorophenyl phenyl ether	10.0	7.71		ug/L		77	54 - 111
Chrysene	10.0	8.28		ug/L		83	63 - 109
Dibenz(a,h)anthracene	10.0	6.41		ug/L		64	37 - 136
Dibenzofuran	10.0	7.71		ug/L		77	53 - 107
1,2-Dichlorobenzene	10.0	5.82		ug/L		58	43 - 87
1,3-Dichlorobenzene	10.0	5.48		ug/L		55	41 - 83
1,4-Dichlorobenzene	10.0	5.55		ug/L		56	41 - 84
3,3'-Dichlorobenzidine	10.0	5.82		ug/L		58	10 - 106
2,4-Dichlorophenol	10.0	7.45		ug/L		74	44 - 109
Diethyl phthalate	10.0	8.06		ug/L		81	58 - 118
2,4-Dimethylphenol	10.0	6.97		ug/L		70	38 - 110
Dimethyl phthalate	10.0	8.21		ug/L		82	55 - 115
Di-n-butyl phthalate	10.0	8.24		ug/L		82	59 - 129
4,6-Dinitro-2-methylphenol	10.0	6.46		ug/L		65	50 - 112
2,4-Dinitrophenol	10.0	6.95		ug/L		69	42 - 109
2,4-Dinitrotoluene	10.0	7.67		ug/L		77	56 - 114
2,6-Dinitrotoluene	10.0	7.54		ug/L		75	57 - 112
Di-n-octyl phthalate	10.0	5.92		ug/L		59	47 - 127
1,2-Diphenylhydrazine(as Azobenzene)	10.0	6.83		ug/L		68	50 - 115
Fluoranthene	10.0	8.46		ug/L		85	60 - 124
Fluorene	10.0	7.97		ug/L		80	54 - 113
Hexachlorobenzene	10.0	7.35		ug/L		74	53 - 105
Hexachlorobutadiene	10.0	5.33		ug/L		53	37 - 78
Hexachlorocyclopentadiene	10.0	3.52	J	ug/L		35	10 - 73
Hexachloroethane	10.0	5.16		ug/L		52	37 - 78
Indeno[1,2,3-cd]pyrene	10.0	6.37		ug/L		64	30 - 150
Isophorone	10.0	7.05		ug/L		70	47 - 131
2-Methylnaphthalene	10.0	6.75		ug/L		68	49 - 100
2-Methylphenol	10.0	6.61		ug/L		66	31 - 120
3-Methylphenol + 4-Methylphenol	10.0	7.12		ug/L		71	40 - 117
Naphthalene	10.0	6.28		ug/L		63	32 - 117
2-Nitroaniline	10.0	6.66		ug/L		67	51 - 114
3-Nitroaniline	10.0	7.33		ug/L		73	32 - 124
4-Nitroaniline	10.0	7.17		ug/L		72	39 - 123
Nitrobenzene	10.0	6.12		ug/L		61	51 - 104
2-Nitrophenol	10.0	6.32		ug/L		63	44 - 104
4-Nitrophenol	10.0	7.35		ug/L		74	50 - 114
N-Nitrosodi-n-propylamine	10.0	6.99		ug/L		70	52 - 114

Method: 8270C LL - Semivolatile Organic Compounds by GCMS - Low Levels (Continued)

Lab Sample ID: LCS 440-197932/2-A
Matrix: Water
Analysis Batch: 198705

Client Sample ID: Lab Control Sample
Prep Type: Total/NA
Prep Batch: 197932

Analyte	Spike Added	LCS Result	LCS Qualifier	Unit	D	%Rec	%Rec. Limits
N-Nitrosodiphenylamine	10.0	7.65		ug/L		77	49 - 113
Pentachlorophenol	10.0	7.71		ug/L		77	54 - 116
Phenanthrene	10.0	7.48		ug/L		75	58 - 116
Phenol	10.0	6.02		ug/L		60	28 - 118
Pyrene	10.0	8.44		ug/L		84	62 - 123
1,2,4-Trichlorobenzene	10.0	5.96		ug/L		60	44 - 88
2,4,5-Trichlorophenol	10.0	7.59		ug/L		76	49 - 112
2,4,6-Trichlorophenol	10.0	7.84		ug/L		78	50 - 108

Surrogate	*LCS %Recovery*	*LCS Qualifier*	*Limits*
2-Fluorobiphenyl	*76*		*50 - 120*
2-Fluorophenol (Surr)	*56*		*30 - 120*
Nitrobenzene-d5 (Surr)	*62*		*45 - 120*
Phenol-d6 (Surr)	*62*		*35 - 120*
Terphenyl-d14 (Surr)	*86*		*37 - 144*
2,4,6-Tribromophenol (Surr)	*83*		*40 - 120*

Lab Sample ID: LCSD 440-197932/3-A
Matrix: Water
Analysis Batch: 198705

Client Sample ID: Lab Control Sample Dup
Prep Type: Total/NA
Prep Batch: 197932

Analyte	Spike Added	LCSD Result	LCSD Qualifier	Unit	D	%Rec	%Rec. Limits	RPD	RPD Limit
Acenaphthene	10.0	6.87		ug/L		69	55 - 105	8	35
Acenaphthylene	10.0	7.30		ug/L		73	52 - 111	6	35
Aniline	10.0	4.77	J	ug/L		48	30 - 115	31	35
Anthracene	10.0	7.31		ug/L		73	59 - 118	7	35
Benzidine	10.0	ND	*	ug/L		10	5 - 65	88	35
Benzo[a]anthracene	10.0	7.48		ug/L		75	59 - 116	11	35
Benzo[a]pyrene	10.0	7.19		ug/L		72	57 - 107	7	35
Benzo[b]fluoranthene	10.0	7.82		ug/L		78	60 - 112	3	35
Benzo[g,h,i]perylene	10.0	5.74		ug/L		57	26 - 150	13	35
Benzoic acid	10.0	5.86		ug/L		59	21 - 142	3	35
Benzo[k]fluoranthene	10.0	7.80		ug/L		78	60 - 112	2	35
Benzyl alcohol	10.0	7.90		ug/L		79	44 - 115	2	35
Bis(2-chloroethoxy)methane	10.0	7.98		ug/L		80	46 - 120	5	35
Bis(2-chloroethyl)ether	10.0	6.01		ug/L		60	50 - 101	8	35
bis (2-chloroisopropyl) ether	10.0	6.15		ug/L		62	50 - 102	3	35
Bis(2-ethylhexyl) phthalate	10.0	7.87		ug/L		79	52 - 121	16	35
4-Bromophenyl phenyl ether	10.0	7.39		ug/L		74	54 - 110	8	35
Butyl benzyl phthalate	10.0	7.24		ug/L		72	57 - 123	8	35
4-Chloroaniline	10.0	6.22		ug/L		62	18 - 127	19	35
4-Chloro-3-methylphenol	10.0	7.50		ug/L		75	53 - 115	2	35
2-Chloronaphthalene	10.0	6.68		ug/L		67	46 - 103	6	35
2-Chlorophenol	10.0	6.24		ug/L		62	42 - 101	2	35
4-Chlorophenyl phenyl ether	10.0	7.12		ug/L		71	54 - 111	8	35
Chrysene	10.0	7.22		ug/L		72	63 - 109	14	35
Dibenz(a,h)anthracene	10.0	5.40		ug/L		54	37 - 136	17	35
Dibenzofuran	10.0	7.21		ug/L		72	53 - 107	7	35

Method: 8270C LL - Semivolatile Organic Compounds by GCMS - Low Levels (Continued)

Lab Sample ID: LCSD 440-197932/3-A
Matrix: Water
Analysis Batch: 198705

Client Sample ID: Lab Control Sample Dup
Prep Type: Total/NA
Prep Batch: 197932

Analyte			Spike Added	LCSD Result	LCSD Qualifier	Unit	D	%Rec	%Rec. Limits	RPD	RPD Limit
1,2-Dichlorobenzene			10.0	5.64		ug/L		56	43 - 87	3	35
1,3-Dichlorobenzene			10.0	5.30		ug/L		53	41 - 83	3	35
1,4-Dichlorobenzene			10.0	5.40		ug/L		54	41 - 84	3	35
3,3'-Dichlorobenzidine			10.0	4.81	J	ug/L		48	10 - 106	19	35
2,4-Dichlorophenol			10.0	7.20		ug/L		72	44 - 109	3	35
Diethyl phthalate			10.0	7.57		ug/L		76	58 - 118	6	35
2,4-Dimethylphenol			10.0	6.63		ug/L		66	38 - 110	5	35
Dimethyl phthalate			10.0	7.43		ug/L		74	55 - 115	10	35
Di-n-butyl phthalate			10.0	7.81		ug/L		78	59 - 129	5	35
4,6-Dinitro-2-methylphenol			10.0	6.04		ug/L		60	50 - 112	7	35
2,4-Dinitrophenol			10.0	6.45		ug/L		65	42 - 109	7	35
2,4-Dinitrotoluene			10.0	6.94		ug/L		69	56 - 114	10	35
2,6-Dinitrotoluene			10.0	7.04		ug/L		70	57 - 112	7	35
Di-n-octyl phthalate			10.0	7.06		ug/L		71	47 - 127	18	35
1,2-Diphenylhydrazine(as Azobenzene)			10.0	6.02		ug/L		60	50 - 115	13	35
Fluoranthene			10.0	7.59		ug/L		76	60 - 124	11	35
Fluorene			10.0	7.26		ug/L		73	54 - 113	9	35
Hexachlorobenzene			10.0	6.93		ug/L		69	53 - 105	6	35
Hexachlorobutadiene			10.0	5.19		ug/L		52	37 - 78	3	35
Hexachlorocyclopentadiene			10.0	3.09	J	ug/L		31	10 - 73	13	35
Hexachloroethane			10.0	5.02		ug/L		50	37 - 78	3	35
Indeno[1,2,3-cd]pyrene			10.0	5.28		ug/L		53	30 - 150	19	35
Isophorone			10.0	6.60		ug/L		66	47 - 131	7	35
2-Methylnaphthalene			10.0	6.62		ug/L		66	49 - 100	2	35
2-Methylphenol			10.0	6.39		ug/L		64	31 - 120	3	35
3-Methylphenol + 4-Methylphenol			10.0	6.78		ug/L		68	40 - 117	5	35
Naphthalene			10.0	6.15		ug/L		61	32 - 117	2	35
2-Nitroaniline			10.0	6.44		ug/L		64	51 - 114	3	35
3-Nitroaniline			10.0	6.07		ug/L		61	32 - 124	19	35
4-Nitroaniline			10.0	5.73		ug/L		57	39 - 123	22	35
Nitrobenzene			10.0	5.89		ug/L		59	51 - 104	4	35
2-Nitrophenol			10.0	6.33		ug/L		63	44 - 104	0	35
4-Nitrophenol			10.0	6.33		ug/L		63	50 - 114	15	35
N-Nitrosodi-n-propylamine			10.0	6.55		ug/L		65	52 - 114	7	35
N-Nitrosodiphenylamine			10.0	7.20		ug/L		72	49 - 113	6	35
Pentachlorophenol			10.0	7.18		ug/L		72	54 - 116	7	35
Phenanthrene			10.0	6.87		ug/L		69	58 - 116	9	35
Phenol			10.0	6.35		ug/L		64	28 - 118	5	35
Pyrene			10.0	7.31		ug/L		73	62 - 123	14	35
1,2,4-Trichlorobenzene			10.0	5.69		ug/L		57	44 - 88	5	35
2,4,5-Trichlorophenol			10.0	7.10		ug/L		71	49 - 112	7	35
2,4,6-Trichlorophenol			10.0	7.47		ug/L		75	50 - 108	5	35

Surrogate	*LCSD %Recovery*	*LCSD Qualifier*	*Limits*
2-Fluorobiphenyl	*70*		*50 - 120*
2-Fluorophenol (Surr)	*54*		*30 - 120*
Nitrobenzene-d5 (Surr)	*61*		*45 - 120*

Method: 8270C LL - Semivolatile Organic Compounds by GCMS - Low Levels (Continued)

Lab Sample ID: LCSD 440-197932/3-A
Matrix: Water
Analysis Batch: 198705

Client Sample ID: Lab Control Sample Dup
Prep Type: Total/NA
Prep Batch: 197932

Surrogate	*LCSD %Recovery*	*LCSD Qualifier*	*Limits*
Phenol-d6 (Surr)	*60*		*35 - 120*
Terphenyl-d14 (Surr)	*71*		*37 - 144*
2,4,6-Tribromophenol (Surr)	*78*		*40 - 120*

Method: 8015B - Gasoline Range Organics - (GC)

Lab Sample ID: MB 440-198128/4
Matrix: Water
Analysis Batch: 198128

Client Sample ID: Method Blank
Prep Type: Total/NA

Analyte	MB Result	MB Qualifier	RL		Unit	D	Prepared	Analyzed	Dil Fac
GRO (C4-C12)	ND		50		ug/L			08/06/14 11:41	1

Surrogate	*MB %Recovery*	*MB Qualifier*	*Limits*	*Prepared*	*Analyzed*	*Dil Fac*
4-Bromofluorobenzene (Surr)	*107*		*65 - 140*		*08/06/14 11:41*	*1*

Lab Sample ID: LCS 440-198128/3
Matrix: Water
Analysis Batch: 198128

Client Sample ID: Lab Control Sample
Prep Type: Total/NA

Analyte			Spike Added	LCS Result	LCS Qualifier	Unit	D	%Rec	%Rec. Limits		
GRO (C4-C12)			800	821		ug/L		103	80 - 120		

Surrogate	*LCS %Recovery*	*LCS Qualifier*	*Limits*
4-Bromofluorobenzene (Surr)	*122*		*65 - 140*

Lab Sample ID: 440-84407-A-1 MS
Matrix: Water
Analysis Batch: 198128

Client Sample ID: Matrix Spike
Prep Type: Total/NA

Analyte	Sample Result	Sample Qualifier	Spike Added	MS Result	MS Qualifier	Unit	D	%Rec	%Rec. Limits		
GRO (C4-C12)	110000		800000	757000		ug/L		80	65 - 140		

Surrogate	*MS %Recovery*	*MS Qualifier*	*Limits*
4-Bromofluorobenzene (Surr)	*99*		*65 - 140*

Lab Sample ID: 440-84407-A-1 MSD
Matrix: Water
Analysis Batch: 198128

Client Sample ID: Matrix Spike Duplicate
Prep Type: Total/NA

Analyte	Sample Result	Sample Qualifier	Spike Added	MSD Result	MSD Qualifier	Unit	D	%Rec	%Rec. Limits	RPD	RPD Limit
GRO (C4-C12)	110000		800000	808000		ug/L		87	65 - 140	7	20

Surrogate	*MSD %Recovery*	*MSD Qualifier*	*Limits*
4-Bromofluorobenzene (Surr)	*105*		*65 - 140*

Method: 8015B - Gasoline Range Organics - (GC) (Continued)

Lab Sample ID: MB 440-198359/4
Matrix: Water
Analysis Batch: 198359

Client Sample ID: Method Blank
Prep Type: Total/NA

Analyte	MB Result	MB Qualifier	RL		Unit	D	Prepared	Analyzed	Dil Fac
GRO (C4-C12)	ND		50		ug/L			08/07/14 10:38	1

Surrogate	*MB %Recovery*	*MB Qualifier*	*Limits*	*Prepared*	*Analyzed*	*Dil Fac*
4-Bromofluorobenzene (Surr)	*106*		*65 - 140*		*08/07/14 10:38*	*1*

Lab Sample ID: LCS 440-198359/3
Matrix: Water
Analysis Batch: 198359

Client Sample ID: Lab Control Sample
Prep Type: Total/NA

Analyte			Spike Added	LCS Result	LCS Qualifier	Unit	D	%Rec	%Rec. Limits		
GRO (C4-C12)			800	706		ug/L		88	80 - 120		

Surrogate	*LCS %Recovery*	*LCS Qualifier*	*Limits*
4-Bromofluorobenzene (Surr)	*86*		*65 - 140*

Lab Sample ID: 440-84597-C-3 MS
Matrix: Water
Analysis Batch: 198359

Client Sample ID: Matrix Spike
Prep Type: Total/NA

Analyte	Sample Result	Sample Qualifier	Spike Added	MS Result	MS Qualifier	Unit	D	%Rec	%Rec. Limits		
GRO (C4-C12)	ND		800	677		ug/L		80	65 - 140		

Surrogate	*MS %Recovery*	*MS Qualifier*	*Limits*
4-Bromofluorobenzene (Surr)	*89*		*65 - 140*

Lab Sample ID: 440-84597-C-3 MSD
Matrix: Water
Analysis Batch: 198359

Client Sample ID: Matrix Spike Duplicate
Prep Type: Total/NA

Analyte	Sample Result	Sample Qualifier	Spike Added	MSD Result	MSD Qualifier	Unit	D	%Rec	%Rec. Limits	RPD	RPD Limit
GRO (C4-C12)	ND		800	732		ug/L		87	65 - 140	8	20

Surrogate	*MSD %Recovery*	*MSD Qualifier*	*Limits*
4-Bromofluorobenzene (Surr)	*95*		*65 - 140*

Method: 8015B - Diesel Range Organics (DRO) (GC)

Lab Sample ID: MB 440-197846/1-A
Matrix: Water
Analysis Batch: 197883

Client Sample ID: Method Blank
Prep Type: Total/NA
Prep Batch: 197846

Analyte	MB Result	MB Qualifier	RL		Unit	D	Prepared	Analyzed	Dil Fac
DRO (C13-C22)	ND		0.50		mg/L		08/05/14 07:28	08/05/14 17:33	1
ORO (C23-C40)	ND		0.50		mg/L		08/05/14 07:28	08/05/14 17:33	1

Method: 8015B - Diesel Range Organics (DRO) (GC) (Continued)

Lab Sample ID: MB 440-197846/1-A
Matrix: Water
Analysis Batch: 197883

Client Sample ID: Method Blank
Prep Type: Total/NA
Prep Batch: 197846

Surrogate	MB %Recovery	MB Qualifier	Limits	Prepared	Analyzed	Dil Fac
n-Octacosane	91		45 - 120	08/05/14 07:28	08/05/14 17:33	1

Lab Sample ID: LCS 440-197846/2-A
Matrix: Water
Analysis Batch: 197883

Client Sample ID: Lab Control Sample
Prep Type: Total/NA
Prep Batch: 197846

Analyte			Spike Added	LCS Result	LCS Qualifier	Unit	D	%Rec	%Rec. Limits		
EFH (C10 - C28)			1.00	0.755		mg/L		76	40 - 115		

Surrogate	LCS %Recovery	LCS Qualifier	Limits
n-Octacosane	86		45 - 120

Lab Sample ID: LCSD 440-197846/3-A
Matrix: Water
Analysis Batch: 197883

Client Sample ID: Lab Control Sample Dup
Prep Type: Total/NA
Prep Batch: 197846

Analyte			Spike Added	LCSD Result	LCSD Qualifier	Unit	D	%Rec	%Rec. Limits	RPD	RPD Limit
EFH (C10 - C28)			1.00	0.823		mg/L		82	40 - 115	9	25

Surrogate	LCSD %Recovery	LCSD Qualifier	Limits
n-Octacosane	101		45 - 120

Lab Sample ID: MB 440-198104/1-A
Matrix: Water
Analysis Batch: 198132

Client Sample ID: Method Blank
Prep Type: Total/NA
Prep Batch: 198104

Analyte	MB Result	MB Qualifier	RL		Unit	D	Prepared	Analyzed	Dil Fac
DRO (C13-C22)	ND		0.50		mg/L		08/06/14 09:00	08/06/14 13:07	1
ORO (C23-C40)	ND		0.50		mg/L		08/06/14 09:00	08/06/14 13:07	1

Surrogate	MB %Recovery	MB Qualifier	Limits	Prepared	Analyzed	Dil Fac
n-Octacosane	99		45 - 120	08/06/14 09:00	08/06/14 13:07	1

Lab Sample ID: LCS 440-198104/2-A
Matrix: Water
Analysis Batch: 198132

Client Sample ID: Lab Control Sample
Prep Type: Total/NA
Prep Batch: 198104

Analyte			Spike Added	LCS Result	LCS Qualifier	Unit	D	%Rec	%Rec. Limits		
EFH (C10 - C28)			1.00	0.744		mg/L		74	40 - 115		

Surrogate	LCS %Recovery	LCS Qualifier	Limits
n-Octacosane	87		45 - 120

Method: 8015B - Diesel Range Organics (DRO) (GC) (Continued)

Lab Sample ID: LCSD 440-198104/3-A
Matrix: Water
Analysis Batch: 198132

Client Sample ID: Lab Control Sample Dup
Prep Type: Total/NA
Prep Batch: 198104

Analyte			Spike Added	LCSD Result	LCSD Qualifier	Unit	D	%Rec	%Rec. Limits	RPD	RPD Limit
EFH (C10 - C28)			1.00	0.774		mg/L		77	40 - 115	4	25

Surrogate	*LCSD %Recovery*	*LCSD Qualifier*	*Limits*
n-Octacosane	*90*		*45 - 120*

Method: 6010B - Metals (ICP)

Lab Sample ID: MB 440-198638/1-A
Matrix: Water
Analysis Batch: 198768

Client Sample ID: Method Blank
Prep Type: Total Recoverable
Prep Batch: 198638

Analyte	MB Result	MB Qualifier	RL		Unit	D	Prepared	Analyzed	Dil Fac
Antimony	ND		0.010		mg/L		08/08/14 10:05	08/08/14 16:31	1
Arsenic	ND		0.010		mg/L		08/08/14 10:05	08/08/14 16:31	1
Barium	ND		0.010		mg/L		08/08/14 10:05	08/08/14 16:31	1
Beryllium	ND		0.0020		mg/L		08/08/14 10:05	08/08/14 16:31	1
Cadmium	ND		0.0050		mg/L		08/08/14 10:05	08/08/14 16:31	1
Chromium	ND		0.0050		mg/L		08/08/14 10:05	08/08/14 16:31	1
Cobalt	ND		0.010		mg/L		08/08/14 10:05	08/08/14 16:31	1
Copper	ND		0.010		mg/L		08/08/14 10:05	08/08/14 16:31	1
Lead	ND		0.0050		mg/L		08/08/14 10:05	08/08/14 16:31	1
Molybdenum	ND		0.020		mg/L		08/08/14 10:05	08/08/14 16:31	1
Nickel	ND		0.010		mg/L		08/08/14 10:05	08/08/14 16:31	1
Selenium	ND		0.010		mg/L		08/08/14 10:05	08/08/14 16:31	1
Silver	ND		0.010		mg/L		08/08/14 10:05	08/08/14 16:31	1
Thallium	ND		0.010		mg/L		08/08/14 10:05	08/08/14 16:31	1
Vanadium	ND		0.010		mg/L		08/08/14 10:05	08/08/14 16:31	1
Zinc	ND		0.020		mg/L		08/08/14 10:05	08/08/14 16:31	1

Lab Sample ID: LCS 440-198638/2-A
Matrix: Water
Analysis Batch: 198768

Client Sample ID: Lab Control Sample
Prep Type: Total Recoverable
Prep Batch: 198638

Analyte			Spike Added	LCS Result	LCS Qualifier	Unit	D	%Rec	%Rec. Limits		
Antimony			1.00	1.01		mg/L		101	80 - 120		
Arsenic			1.00	1.01		mg/L		101	80 - 120		
Barium			1.00	0.997		mg/L		100	80 - 120		
Beryllium			1.00	1.04		mg/L		104	80 - 120		
Cadmium			1.00	0.997		mg/L		100	80 - 120		
Chromium			1.00	0.989		mg/L		99	80 - 120		
Cobalt			1.00	1.01		mg/L		101	80 - 120		
Copper			1.00	1.02		mg/L		102	80 - 120		
Lead			1.00	0.987		mg/L		99	80 - 120		
Molybdenum			1.00	1.00		mg/L		100	80 - 120		
Nickel			1.00	1.01		mg/L		101	80 - 120		
Selenium			1.00	0.947		mg/L		95	80 - 120		
Silver			0.500	0.499		mg/L		100	80 - 120		
Thallium			1.00	0.986		mg/L		99	80 - 120		

Method: 6010B - Metals (ICP) (Continued)

Lab Sample ID: LCS 440-198638/2-A
Matrix: Water
Analysis Batch: 198768

Client Sample ID: Lab Control Sample
Prep Type: Total Recoverable
Prep Batch: 198638

Analyte	Spike Added	LCS Result	LCS Qualifier	Unit	D	%Rec	%Rec. Limits
Vanadium	1.00	1.03		mg/L		103	80 - 120
Zinc	1.00	0.962		mg/L		96	80 - 120

Lab Sample ID: 440-84534-1 MS
Matrix: Water
Analysis Batch: 198768

Client Sample ID: MW-5
Prep Type: Dissolved
Prep Batch: 198638

Analyte	Sample Result	Sample Qualifier	Spike Added	MS Result	MS Qualifier	Unit	D	%Rec	%Rec. Limits
Antimony	ND		1.00	1.04		mg/L		104	75 - 125
Arsenic	ND		1.00	1.05		mg/L		105	75 - 125
Barium	0.039		1.00	1.03		mg/L		100	75 - 125
Beryllium	ND		1.00	1.05		mg/L		105	75 - 125
Cadmium	ND		1.00	0.970		mg/L		97	75 - 125
Chromium	0.021		1.00	1.00		mg/L		98	75 - 125
Cobalt	ND		1.00	0.951		mg/L		95	75 - 125
Copper	ND		1.00	1.05		mg/L		105	75 - 125
Lead	ND		1.00	0.953		mg/L		95	75 - 125
Molybdenum	0.062		1.00	1.08		mg/L		101	75 - 125
Nickel	0.048		1.00	0.989		mg/L		94	75 - 125
Selenium	ND		1.00	0.957		mg/L		95	75 - 125
Silver	ND		0.500	0.522		mg/L		104	75 - 125
Thallium	ND		1.00	0.903		mg/L		90	75 - 125
Vanadium	0.013		1.00	1.07		mg/L		106	75 - 125
Zinc	ND		1.00	0.972		mg/L		96	75 - 125

Lab Sample ID: 440-84534-1 MSD
Matrix: Water
Analysis Batch: 198768

Client Sample ID: MW-5
Prep Type: Dissolved
Prep Batch: 198638

Analyte	Sample Result	Sample Qualifier	Spike Added	MSD Result	MSD Qualifier	Unit	D	%Rec	%Rec. Limits	RPD	RPD Limit
Antimony	ND		1.00	1.05		mg/L		105	75 - 125	1	20
Arsenic	ND		1.00	1.08		mg/L		108	75 - 125	2	20
Barium	0.039		1.00	1.05		mg/L		101	75 - 125	1	20
Beryllium	ND		1.00	1.05		mg/L		105	75 - 125	1	20
Cadmium	ND		1.00	0.979		mg/L		98	75 - 125	1	20
Chromium	0.021		1.00	1.02		mg/L		99	75 - 125	1	20
Cobalt	ND		1.00	0.963		mg/L		96	75 - 125	1	20
Copper	ND		1.00	1.07		mg/L		107	75 - 125	2	20
Lead	ND		1.00	0.964		mg/L		96	75 - 125	1	20
Molybdenum	0.062		1.00	1.09		mg/L		103	75 - 125	1	20
Nickel	0.048		1.00	0.999		mg/L		95	75 - 125	1	20
Selenium	ND		1.00	0.967		mg/L		96	75 - 125	1	20
Silver	ND		0.500	0.529		mg/L		106	75 - 125	1	20
Thallium	ND		1.00	0.913		mg/L		91	75 - 125	1	20
Vanadium	0.013		1.00	1.09		mg/L		107	75 - 125	2	20
Zinc	ND		1.00	0.986		mg/L		97	75 - 125	1	20

Method: 7470A - Mercury (CVAA)

Lab Sample ID: MB 440-198367/1-A — **Client Sample ID: Method Blank**
Matrix: Water — **Prep Type: Total/NA**
Analysis Batch: 198665 — **Prep Batch: 198367**

Analyte	MB Result	MB Qualifier	RL		Unit	D	Prepared	Analyzed	Dil Fac
Mercury	ND		0.00020		mg/L		08/07/14 09:04	08/07/14 15:00	1

Lab Sample ID: LCS 440-198367/2-A — **Client Sample ID: Lab Control Sample**
Matrix: Water — **Prep Type: Total/NA**
Analysis Batch: 198665 — **Prep Batch: 198367**

Analyte			Spike Added	LCS Result	LCS Qualifier	Unit	D	%Rec	%Rec. Limits		
Mercury			0.00800	0.00774		mg/L		97	80 - 120		

Lab Sample ID: MB 440-198843/1-A — **Client Sample ID: Method Blank**
Matrix: Water — **Prep Type: Total/NA**
Analysis Batch: 199188 — **Prep Batch: 198843**

Analyte	MB Result	MB Qualifier	RL		Unit	D	Prepared	Analyzed	Dil Fac
Mercury	ND		0.00020		mg/L		08/10/14 14:49	08/11/14 20:06	1

Lab Sample ID: LCS 440-198843/2-A — **Client Sample ID: Lab Control Sample**
Matrix: Water — **Prep Type: Total/NA**
Analysis Batch: 199188 — **Prep Batch: 198843**

Analyte			Spike Added	LCS Result	LCS Qualifier	Unit	D	%Rec	%Rec. Limits		
Mercury			0.00800	0.00898		mg/L		112	80 - 120		

Lab Sample ID: 440-84466-E-10-C MS — **Client Sample ID: Matrix Spike**
Matrix: Water — **Prep Type: Dissolved**
Analysis Batch: 198665 — **Prep Batch: 198367**

Analyte	Sample Result	Sample Qualifier	Spike Added	MS Result	MS Qualifier	Unit	D	%Rec	%Rec. Limits		
Mercury	ND		0.00800	0.00771		mg/L		96	70 - 130		

Lab Sample ID: 440-84466-E-10-D MSD — **Client Sample ID: Matrix Spike Duplicate**
Matrix: Water — **Prep Type: Dissolved**
Analysis Batch: 198665 — **Prep Batch: 198367**

Analyte	Sample Result	Sample Qualifier	Spike Added	MSD Result	MSD Qualifier	Unit	D	%Rec	%Rec. Limits	RPD	RPD Limit
Mercury	ND		0.00800	0.00775		mg/L		97	70 - 130	0	20

Lab Sample ID: 440-85232-H-7-B MS — **Client Sample ID: Matrix Spike**
Matrix: Water — **Prep Type: Dissolved**
Analysis Batch: 199188 — **Prep Batch: 198843**

Analyte	Sample Result	Sample Qualifier	Spike Added	MS Result	MS Qualifier	Unit	D	%Rec	%Rec. Limits		
Mercury	ND		0.00800	0.00881		mg/L		110	70 - 130		

Lab Sample ID: 440-85232-H-7-C MSD — **Client Sample ID: Matrix Spike Duplicate**
Matrix: Water — **Prep Type: Dissolved**
Analysis Batch: 199188 — **Prep Batch: 198843**

Analyte	Sample Result	Sample Qualifier	Spike Added	MSD Result	MSD Qualifier	Unit	D	%Rec	%Rec. Limits	RPD	RPD Limit
Mercury	ND		0.00800	0.00892		mg/L		112	70 - 130	1	20

GC/MS VOA

Analysis Batch: 197586

Lab Sample ID	Client Sample ID	Prep Type	Matrix	Method	Prep Batch
440-84525-D-1 MS	Matrix Spike	Total/NA	Water	8260B	
440-84525-D-1 MSD	Matrix Spike Duplicate	Total/NA	Water	8260B	
440-84534-1	MW-5	Total/NA	Water	8260B	
440-84534-2	MW-4	Total/NA	Water	8260B	
440-84534-3	MW-4-FD	Total/NA	Water	8260B	
440-84534-4	EB-080114	Total/NA	Water	8260B	
440-84534-5	MW-7	Total/NA	Water	8260B	
440-84534-6	TB-080114	Total/NA	Water	8260B	
LCS 440-197586/5	Lab Control Sample	Total/NA	Water	8260B	
MB 440-197586/4	Method Blank	Total/NA	Water	8260B	

GC/MS Semi VOA

Prep Batch: 197932

Lab Sample ID	Client Sample ID	Prep Type	Matrix	Method	Prep Batch
440-84534-1	MW-5	Total/NA	Water	3520C	
440-84534-2	MW-4	Total/NA	Water	3520C	
440-84534-3	MW-4-FD	Total/NA	Water	3520C	
440-84534-4	EB-080114	Total/NA	Water	3520C	
440-84534-5	MW-7	Total/NA	Water	3520C	
LCS 440-197932/2-A	Lab Control Sample	Total/NA	Water	3520C	
LCSD 440-197932/3-A	Lab Control Sample Dup	Total/NA	Water	3520C	
MB 440-197932/1-A	Method Blank	Total/NA	Water	3520C	

Analysis Batch: 198705

Lab Sample ID	Client Sample ID	Prep Type	Matrix	Method	Prep Batch
440-84534-1	MW-5	Total/NA	Water	8270C LL	197932
440-84534-2	MW-4	Total/NA	Water	8270C LL	197932
440-84534-3	MW-4-FD	Total/NA	Water	8270C LL	197932
440-84534-4	EB-080114	Total/NA	Water	8270C LL	197932
440-84534-5	MW-7	Total/NA	Water	8270C LL	197932
LCS 440-197932/2-A	Lab Control Sample	Total/NA	Water	8270C LL	197932
LCSD 440-197932/3-A	Lab Control Sample Dup	Total/NA	Water	8270C LL	197932
MB 440-197932/1-A	Method Blank	Total/NA	Water	8270C LL	197932

GC VOA

Analysis Batch: 198128

Lab Sample ID	Client Sample ID	Prep Type	Matrix	Method	Prep Batch
440-84407-A-1 MS	Matrix Spike	Total/NA	Water	8015B	
440-84407-A-1 MSD	Matrix Spike Duplicate	Total/NA	Water	8015B	
440-84534-2	MW-4	Total/NA	Water	8015B	
440-84534-3	MW-4-FD	Total/NA	Water	8015B	
440-84534-4	EB-080114	Total/NA	Water	8015B	
440-84534-5	MW-7	Total/NA	Water	8015B	
LCS 440-198128/3	Lab Control Sample	Total/NA	Water	8015B	
MB 440-198128/4	Method Blank	Total/NA	Water	8015B	

GC VOA (Continued)

Analysis Batch: 198359

Lab Sample ID	Client Sample ID	Prep Type	Matrix	Method	Prep Batch
440-84534-1	MW-5	Total/NA	Water	8015B	
440-84597-C-3 MS	Matrix Spike	Total/NA	Water	8015B	
440-84597-C-3 MSD	Matrix Spike Duplicate	Total/NA	Water	8015B	
LCS 440-198359/3	Lab Control Sample	Total/NA	Water	8015B	
MB 440-198359/4	Method Blank	Total/NA	Water	8015B	

GC Semi VOA

Prep Batch: 197846

Lab Sample ID	Client Sample ID	Prep Type	Matrix	Method	Prep Batch
440-84534-2	MW-4	Total/NA	Water	3510C	
440-84534-3	MW-4-FD	Total/NA	Water	3510C	
440-84534-4	EB-080114	Total/NA	Water	3510C	
440-84534-5	MW-7	Total/NA	Water	3510C	
LCS 440-197846/2-A	Lab Control Sample	Total/NA	Water	3510C	
LCSD 440-197846/3-A	Lab Control Sample Dup	Total/NA	Water	3510C	
MB 440-197846/1-A	Method Blank	Total/NA	Water	3510C	

Analysis Batch: 197883

Lab Sample ID	Client Sample ID	Prep Type	Matrix	Method	Prep Batch
440-84534-2	MW-4	Total/NA	Water	8015B	197846
440-84534-3	MW-4-FD	Total/NA	Water	8015B	197846
440-84534-4	EB-080114	Total/NA	Water	8015B	197846
440-84534-5	MW-7	Total/NA	Water	8015B	197846
LCS 440-197846/2-A	Lab Control Sample	Total/NA	Water	8015B	197846
LCSD 440-197846/3-A	Lab Control Sample Dup	Total/NA	Water	8015B	197846
MB 440-197846/1-A	Method Blank	Total/NA	Water	8015B	197846

Prep Batch: 198104

Lab Sample ID	Client Sample ID	Prep Type	Matrix	Method	Prep Batch
440-84534-1	MW-5	Total/NA	Water	3510C	
LCS 440-198104/2-A	Lab Control Sample	Total/NA	Water	3510C	
LCSD 440-198104/3-A	Lab Control Sample Dup	Total/NA	Water	3510C	
MB 440-198104/1-A	Method Blank	Total/NA	Water	3510C	

Analysis Batch: 198132

Lab Sample ID	Client Sample ID	Prep Type	Matrix	Method	Prep Batch
440-84534-1	MW-5	Total/NA	Water	8015B	198104
LCS 440-198104/2-A	Lab Control Sample	Total/NA	Water	8015B	198104
LCSD 440-198104/3-A	Lab Control Sample Dup	Total/NA	Water	8015B	198104
MB 440-198104/1-A	Method Blank	Total/NA	Water	8015B	198104

Metals

Prep Batch: 198367

Lab Sample ID	Client Sample ID	Prep Type	Matrix	Method	Prep Batch
440-84466-E-10-C MS	Matrix Spike	Dissolved	Water	7470A	
440-84466-E-10-D MSD	Matrix Spike Duplicate	Dissolved	Water	7470A	
440-84534-1	MW-5	Dissolved	Water	7470A	
440-84534-2	MW-4	Dissolved	Water	7470A	

Metals (Continued)

Prep Batch: 198367 (Continued)

Lab Sample ID	Client Sample ID	Prep Type	Matrix	Method	Prep Batch
440-84534-3	MW-4-FD	Dissolved	Water	7470A	
LCS 440-198367/2-A	Lab Control Sample	Total/NA	Water	7470A	
MB 440-198367/1-A	Method Blank	Total/NA	Water	7470A	

Prep Batch: 198638

Lab Sample ID	Client Sample ID	Prep Type	Matrix	Method	Prep Batch
440-84534-1	MW-5	Dissolved	Water	3005A	
440-84534-1 MS	MW-5	Dissolved	Water	3005A	
440-84534-1 MSD	MW-5	Dissolved	Water	3005A	
440-84534-2	MW-4	Dissolved	Water	3005A	
440-84534-3	MW-4-FD	Dissolved	Water	3005A	
440-84534-4	EB-080114	Dissolved	Water	3005A	
440-84534-5	MW-7	Dissolved	Water	3005A	
LCS 440-198638/2-A	Lab Control Sample	Total Recoverable	Water	3005A	
MB 440-198638/1-A	Method Blank	Total Recoverable	Water	3005A	

Analysis Batch: 198665

Lab Sample ID	Client Sample ID	Prep Type	Matrix	Method	Prep Batch
440-84466-E-10-C MS	Matrix Spike	Dissolved	Water	7470A	198367
440-84466-E-10-D MSD	Matrix Spike Duplicate	Dissolved	Water	7470A	198367
440-84534-1	MW-5	Dissolved	Water	7470A	198367
440-84534-2	MW-4	Dissolved	Water	7470A	198367
440-84534-3	MW-4-FD	Dissolved	Water	7470A	198367
LCS 440-198367/2-A	Lab Control Sample	Total/NA	Water	7470A	198367
MB 440-198367/1-A	Method Blank	Total/NA	Water	7470A	198367

Analysis Batch: 198768

Lab Sample ID	Client Sample ID	Prep Type	Matrix	Method	Prep Batch
440-84534-1	MW-5	Dissolved	Water	6010B	198638
440-84534-1 MS	MW-5	Dissolved	Water	6010B	198638
440-84534-1 MSD	MW-5	Dissolved	Water	6010B	198638
440-84534-2	MW-4	Dissolved	Water	6010B	198638
440-84534-3	MW-4-FD	Dissolved	Water	6010B	198638
440-84534-4	EB-080114	Dissolved	Water	6010B	198638
440-84534-5	MW-7	Dissolved	Water	6010B	198638
LCS 440-198638/2-A	Lab Control Sample	Total Recoverable	Water	6010B	198638
MB 440-198638/1-A	Method Blank	Total Recoverable	Water	6010B	198638

Prep Batch: 198843

Lab Sample ID	Client Sample ID	Prep Type	Matrix	Method	Prep Batch
440-84534-4	EB-080114	Dissolved	Water	7470A	
440-84534-5	MW-7	Dissolved	Water	7470A	
440-85232-H-7-B MS	Matrix Spike	Dissolved	Water	7470A	
440-85232-H-7-C MSD	Matrix Spike Duplicate	Dissolved	Water	7470A	
LCS 440-198843/2-A	Lab Control Sample	Total/NA	Water	7470A	
MB 440-198843/1-A	Method Blank	Total/NA	Water	7470A	

Analysis Batch: 199188

Lab Sample ID	Client Sample ID	Prep Type	Matrix	Method	Prep Batch
440-84534-4	EB-080114	Dissolved	Water	7470A	198843
440-84534-5	MW-7	Dissolved	Water	7470A	198843

Metals (Continued)

Analysis Batch: 199188 (Continued)

Lab Sample ID	Client Sample ID	Prep Type	Matrix	Method	Prep Batch
440-85232-H-7-B MS	Matrix Spike	Dissolved	Water	7470A	198843
440-85232-H-7-C MSD	Matrix Spike Duplicate	Dissolved	Water	7470A	198843
LCS 440-198843/2-A	Lab Control Sample	Total/NA	Water	7470A	198843
MB 440-198843/1-A	Method Blank	Total/NA	Water	7470A	198843

Analysis Batch: 199197

Lab Sample ID	Client Sample ID	Prep Type	Matrix	Method	Prep Batch
440-84534-1	MW-5	Dissolved	Water	6010B	198638
440-84534-2	MW-4	Dissolved	Water	6010B	198638
440-84534-5	MW-7	Dissolved	Water	6010B	198638

Qualifiers

GC/MS VOA

Qualifier	Qualifier Description
F1	MS and/or MSD Recovery exceeds the control limits

GC/MS Semi VOA

Qualifier	Qualifier Description
*	RPD of the LCS and LCSD exceeds the control limits
J	Result is less than the RL but greater than or equal to the MDL and the concentration is an approximate value.

Glossary

Abbreviation	These commonly used abbreviations may or may not be present in this report.
¤	Listed under the "D" column to designate that the result is reported on a dry weight basis
%R	Percent Recovery
CFL	Contains Free Liquid
CNF	Contains no Free Liquid
DER	Duplicate error ratio (normalized absolute difference)
Dil Fac	Dilution Factor
DL, RA, RE, IN	Indicates a Dilution, Re-analysis, Re-extraction, or additional Initial metals/anion analysis of the sample
DLC	Decision level concentration
MDA	Minimum detectable activity
EDL	Estimated Detection Limit
MDC	Minimum detectable concentration
MDL	Method Detection Limit
ML	Minimum Level (Dioxin)
NC	Not Calculated
ND	Not detected at the reporting limit (or MDL or EDL if shown)
PQL	Practical Quantitation Limit
QC	Quality Control
RER	Relative error ratio
RL	Reporting Limit or Requested Limit (Radiochemistry)
RPD	Relative Percent Difference, a measure of the relative difference between two points
TEF	Toxicity Equivalent Factor (Dioxin)
TEQ	Toxicity Equivalent Quotient (Dioxin)

Certification Summary

Client: ENVIRON International Corp.
Project/Site: Malibu, SMMUSD

TestAmerica Job ID: 440-84534-1

Laboratory: TestAmerica Irvine

All certifications held by this laboratory are listed. Not all certifications are applicable to this report.

Authority	Program	EPA Region	Certification ID	Expiration Date
Alaska	State Program	10	CA01531	06-30-15
Arizona	State Program	9	AZ0671	10-13-14
California	LA Cty Sanitation Districts	9	10256	01-31-15
California	State Program	9	2706	06-30-16
Guam	State Program	9	Cert. No. 12.002r	01-23-15
Hawaii	State Program	9	N/A	01-29-15 *
Nevada	State Program	9	CA015312007A	07-31-15
New Mexico	State Program	6	N/A	01-29-15
Northern Mariana Islands	State Program	9	MP0002	01-29-15
Oregon	NELAP	10	4005	01-29-15
USDA	Federal		P330-09-00080	06-06-15
USEPA UCMR	Federal	1	CA01531	01-31-15

* Certification renewal pending - certification considered valid.

ENVIRON

CHAIN-of-CUSTODY

№ 10210

PAGE 1 of 1

☑ 18100 Von Karman Ave., Suite 600, Irvine, CA 92612, (949) 261-5151, (949) 261-6202 (fax)

☐ 707 Wilshire Blvd., Suite 4950, Los Angeles, Calif. 90017, (213) 943-6300, (213) 943-6301 (fax)

☐ 1702 E Highland Avenue, Suite 412, Phoenix, AZ 85016, (602) 734-7700, (602) 734-7701 (fax)

MSA#: _____ WO#: _____

PROJECT NAME / FACILITY ID: SMMUSD

FIELD PERSON: Brian Bauer

PROJECT NUMBER: 04-33980A DATE: 8/1/14

PROJECT MANAGER: Safa D.

PROJECT LOCATION: Malibu, Ca.

LABORATORY: Test America

IS THIS A UST PROJECT OR IS EDF REQUIRED? Y N IF YES, GLOBAL ID #: _____

SAMPLER: Brian Bauer

SIGNATURE: [signature]

SAMPLE I.D. NUMBER	SAMPLE DATE (YEAR 2014)	SAMPLE TIME	SAMPLE DEPTH (ft)	AIR SAMPLE VOLUME (L)	MATRIX (A) AIR (S) SOIL (G) GAS (W) WATER	NUMBER OF CONTAINERS	FILTERED/UNFILTERED (F/U)	PRESERVATION (SEE KEY)	ANALYSIS REQUIRED: VOCs 8260B	8015-gro/dro/oro	SVOCs 8270C	Cam metals 6010B + 7470A						COMMENTS
MW-5	8/1	0819	–	–	W	10	U/F	HCL; unabl. No.	X	X	X	X						• Samples analyzed
MW-4	↓	0934	↓	↓	↓	↓	↓	↓	↓	↓	↓	↓						for metals were
MW-4-FD	↓	0934	↓	↓	↓	↓	↓	↓	↓	↓	↓	↓						field filtered.
EB-080114	↓	1025	↓	↓	↓	↓	↓	↓	↓	↓	↓	↓						
MW-7	↓	1137	↓	↓	↓	↓	↓	↓	↓	↓	↓	↓						
TB-080114	8/1	0700	–	–	W	3	U	HCL	X									
TOTAL	X	X	X															

440-84534 Chain of Custody

RELINQUISHED BY:	TIME/DATE:	RECEIVED BY: (COMPANY):	TIME/DATE:
[signature]	1318/8/1/14	Shafiq Nobi DIS	8/1/14/1318
Shafiq Nobi	16:22/8/1/14	[signature] TAI	08/01/14 16:22

TURNAROUND TIME (CIRCLE ONE): SAME DAY, 24 HOURS, 48 HOURS, 72 HOURS, 5 DAYS, NORMAL

SAMPLE INTEGRITY: INTACT: Y N Temp 3.8°C/3.7°C

IF SEALED, SEAL INTEGRITY: INTACT: Y N

H = HCL; N = HNO_3; S = H_2SO_4; U = UNKNOWN; NO = NONE; O = OTHER

FILE: LOG FORMS\Chain_of_Custody

UTC [signature] #63

Login Sample Receipt Checklist

Client: ENVIRON International Corp.

Job Number: 440-84534-1

Login Number: 84534

List Source: TestAmerica Irvine

List Number: 1

Creator: Kim, Guerry

Question	Answer	Comment
Radioactivity wasn't checked or is </= background as measured by a survey meter.	True	
The cooler's custody seal, if present, is intact.	True	
Sample custody seals, if present, are intact.	True	
The cooler or samples do not appear to have been compromised or tampered with.	True	
Samples were received on ice.	True	
Cooler Temperature is acceptable.	True	
Cooler Temperature is recorded.	True	
COC is present.	True	
COC is filled out in ink and legible.	True	
COC is filled out with all pertinent information.	True	
Is the Field Sampler's name present on COC?	True	
There are no discrepancies between the containers received and the COC.	True	
Samples are received within Holding Time.	True	
Sample containers have legible labels.	True	
Containers are not broken or leaking.	True	
Sample collection date/times are provided.	True	
Appropriate sample containers are used.	True	
Sample bottles are completely filled.	True	
Sample Preservation Verified.	N/A	
There is sufficient vol. for all requested analyses, incl. any requested MS/MSDs	True	
Containers requiring zero headspace have no headspace or bubble is <6mm (1/4").	True	
Multiphasic samples are not present.	True	
Samples do not require splitting or compositing.	True	
Residual Chlorine Checked.	N/A	

Cornucopia

TestAmerica

THE LEADER IN ENVIRONMENTAL TESTING

ANALYTICAL REPORT

TestAmerica Laboratories, Inc.
TestAmerica Irvine
17461 Derian Ave
Suite 100
Irvine, CA 92614-5817
Tel: (949)261-1022

TestAmerica Job ID: 440-88856-1
Client Project/Site: Malibu, SMMUSD

For:
ENVIRON International Corp.
18100 Von Karman Avenue
Irvine, California 92612

Attn: Safaa Dergham

Authorized for release by:
10/13/2014 3:51:40 PM

Patty Mata, Senior Project Manager
(949)261-1022
patty.mata@testamericainc.com

LINKS

Review your project results through TotalAccess

Have a Question? Ask The Expert

Visit us at: www.testamericainc.com

The test results in this report meet all 2003 NELAC and 2009 TNI requirements for accredited parameters, exceptions are noted in this report. This report may not be reproduced except in full, and with written approval from the laboratory. For questions please contact the Project Manager at the e-mail address or telephone number listed on this page.

This report has been electronically signed and authorized by the signatory. Electronic signature is intended to be the legally binding equivalent of a traditionally handwritten signature.

Results relate only to the items tested and the sample(s) as received by the laboratory.

Table of Contents

Cover Page 1
Table of Contents 2
Sample Summary 3
Case Narrative 4
Client Sample Results 5
Method Summary 6
Lab Chronicle 7
QC Sample Results 8
QC Association Summary 9
Definitions/Glossary 10
Certification Summary 11
Chain of Custody 13
Receipt Checklists 17

Sample Summary

Client: ENVIRON International Corp.
Project/Site: Malibu, SMMUSD

TestAmerica Job ID: 440-88856-1

Lab Sample ID	Client Sample ID	Matrix	Collected	Received
440-88856-49	MH-IS-PLANTER-A-0-0.25	Solid	09/24/14 10:31	09/24/14 19:32
440-88856-50	MH-IS-PLANTER-A-0-0.25 DUP	Solid	09/24/14 10:31	09/24/14 19:32

Job ID: 440-88856-1

Laboratory: TestAmerica Irvine

Narrative

Job Narrative
440-88856-1

Comments
No additional comments.

Receipt
The samples were received on 9/24/2014 7:32 PM; the samples arrived in good condition, properly preserved and, where required, on ice.
The temperatures of the 3 coolers at receipt time were 2.1º C, 2.4º C and 3.3º C.

Metals
No analytical or quality issues were noted, other than those described in the Definitions/Glossary page.

Organic Prep
No analytical or quality issues were noted, other than those described in the Definitions/Glossary page.

Client: ENVIRON International Corp.
Project/Site: Malibu, SMMUSD

TestAmerica Job ID: 440-88856-1

Client Sample ID: MH-IS-PLANTER-A-0-0.25 — **Lab Sample ID: 440-88856-49**
Date Collected: 09/24/14 10:31 — **Matrix: Solid**
Date Received: 09/24/14 19:32

Method: 6010B - Metals (ICP)

Analyte	Result	Qualifier	RL		Unit	D	Prepared	Analyzed	Dil Fac
Arsenic	8.7		2.0		mg/Kg		10/06/14 15:00	10/07/14 16:12	1

Client Sample ID: MH-IS-PLANTER-A-0-0.25 DUP — **Lab Sample ID: 440-88856-50**
Date Collected: 09/24/14 10:31 — **Matrix: Solid**
Date Received: 09/24/14 19:32

Method: 6010B - Metals (ICP)

Analyte	Result	Qualifier	RL		Unit	D	Prepared	Analyzed	Dil Fac
Arsenic	8.7		2.0		mg/Kg		10/06/14 15:00	10/07/14 16:15	1

Method Summary

Client: ENVIRON International Corp.
Project/Site: Malibu, SMMUSD

TestAmerica Job ID: 440-88856-1

Method	Method Description	Protocol	Laboratory
6010B	Metals (ICP)	SW846	TAL DEN

Protocol References:

SW846 = "Test Methods For Evaluating Solid Waste, Physical/Chemical Methods", Third Edition, November 1986 And Its Updates.

Laboratory References:

TAL DEN = TestAmerica Denver, 4955 Yarrow Street, Arvada, CO 80002, TEL (303)736-0100

Lab Chronicle

Client: ENVIRON International Corp.
Project/Site: Malibu, SMMUSD

TestAmerica Job ID: 440-88856-1

Client Sample ID: MH-IS-PLANTER-A-0-0.25

Lab Sample ID: 440-88856-49

Date Collected: 09/24/14 10:31

Matrix: Solid

Date Received: 09/24/14 19:32

Prep Type	Batch Type	Batch Method	Run	Dil Factor	Initial Amount	Final Amount	Batch Number	Prepared or Analyzed	Analyst	Lab
Total/NA	ISM Prep	Increment, prep				1.0 g	245621	09/30/14 15:52	ACF	TAL DEN
Total/NA	Prep	3050B MOD			10.11 g	500 mL	246410	10/06/14 15:00	CGG	TAL DEN
Total/NA	Analysis	6010B		1	10.11 g	500 mL	246855	10/07/14 16:12	LLB	TAL DEN

Client Sample ID: MH-IS-PLANTER-A-0-0.25 DUP

Lab Sample ID: 440-88856-50

Date Collected: 09/24/14 10:31

Matrix: Solid

Date Received: 09/24/14 19:32

Prep Type	Batch Type	Batch Method	Run	Dil Factor	Initial Amount	Final Amount	Batch Number	Prepared or Analyzed	Analyst	Lab
Total/NA	ISM Prep	Increment, prep				1.0 g	245621	09/30/14 15:52	ACF	TAL DEN
Total/NA	Prep	3050B MOD			10.22 g	500 mL	246410	10/06/14 15:00	CGG	TAL DEN
Total/NA	Analysis	6010B		1	10.22 g	500 mL	246855	10/07/14 16:15	LLB	TAL DEN

Laboratory References:

TAL DEN = TestAmerica Denver, 4955 Yarrow Street, Arvada, CO 80002, TEL (303)736-0100

Method: 6010B - Metals (ICP)

Lab Sample ID: MB 280-246410/1-A
Matrix: Solid
Analysis Batch: 246855

Client Sample ID: Method Blank
Prep Type: Total/NA
Prep Batch: 246410

Analyte	MB Result	MB Qualifier	RL		Unit	D	Prepared	Analyzed	Dil Fac
Arsenic	ND		2.0		mg/Kg		10/06/14 15:00	10/07/14 15:47	1

Lab Sample ID: LCS 280-246410/2-A
Matrix: Solid
Analysis Batch: 246855

Client Sample ID: Lab Control Sample
Prep Type: Total/NA
Prep Batch: 246410

Analyte			Spike Added	LCS Result	LCS Qualifier	Unit	D	%Rec	%Rec. Limits		
Arsenic			50.0	48.8		mg/Kg		98	85 - 110		

Lab Sample ID: 440-88867-A-49-C MS
Matrix: Solid
Analysis Batch: 246855

Client Sample ID: Matrix Spike
Prep Type: Total/NA
Prep Batch: 246410

Analyte	Sample Result	Sample Qualifier	Spike Added	MS Result	MS Qualifier	Unit	D	%Rec	%Rec. Limits		
Arsenic	4.3		49.3	43.4		mg/Kg		79	76 - 111		

Lab Sample ID: 440-88867-A-49-D MSD
Matrix: Solid
Analysis Batch: 246855

Client Sample ID: Matrix Spike Duplicate
Prep Type: Total/NA
Prep Batch: 246410

Analyte	Sample Result	Sample Qualifier	Spike Added	MSD Result	MSD Qualifier	Unit	D	%Rec	%Rec. Limits	RPD	RPD Limit
Arsenic	4.3		47.9	41.6		mg/Kg		78	76 - 111	4	30

Metals

ISM Prep Batch: 245621

Lab Sample ID	Client Sample ID	Prep Type	Matrix	Method	Prep Batch
440-88856-49	MH-IS-PLANTER-A-0-0.25	Total/NA	Solid	Increment, prep	
440-88856-50	MH-IS-PLANTER-A-0-0.25 DUP	Total/NA	Solid	Increment, prep	

ISM Prep Batch: 245720

Lab Sample ID	Client Sample ID	Prep Type	Matrix	Method	Prep Batch
440-88867-A-49-C MS	Matrix Spike	Total/NA	Solid	Increment, prep	
440-88867-A-49-D MSD	Matrix Spike Duplicate	Total/NA	Solid	Increment, prep	

Prep Batch: 246410

Lab Sample ID	Client Sample ID	Prep Type	Matrix	Method	Prep Batch
440-88856-49	MH-IS-PLANTER-A-0-0.25	Total/NA	Solid	3050B MOD	245621
440-88856-50	MH-IS-PLANTER-A-0-0.25 DUP	Total/NA	Solid	3050B MOD	245621
440-88867-A-49-C MS	Matrix Spike	Total/NA	Solid	3050B MOD	245720
440-88867-A-49-D MSD	Matrix Spike Duplicate	Total/NA	Solid	3050B MOD	245720
LCS 280-246410/2-A	Lab Control Sample	Total/NA	Solid	3050B MOD	
MB 280-246410/1-A	Method Blank	Total/NA	Solid	3050B MOD	

Analysis Batch: 246855

Lab Sample ID	Client Sample ID	Prep Type	Matrix	Method	Prep Batch
440-88856-49	MH-IS-PLANTER-A-0-0.25	Total/NA	Solid	6010B	246410
440-88856-50	MH-IS-PLANTER-A-0-0.25 DUP	Total/NA	Solid	6010B	246410
440-88867-A-49-C MS	Matrix Spike	Total/NA	Solid	6010B	246410
440-88867-A-49-D MSD	Matrix Spike Duplicate	Total/NA	Solid	6010B	246410
LCS 280-246410/2-A	Lab Control Sample	Total/NA	Solid	6010B	246410
MB 280-246410/1-A	Method Blank	Total/NA	Solid	6010B	246410

Glossary

Abbreviation	These commonly used abbreviations may or may not be present in this report.
¤	Listed under the "D" column to designate that the result is reported on a dry weight basis
%R	Percent Recovery
CFL	Contains Free Liquid
CNF	Contains no Free Liquid
DER	Duplicate error ratio (normalized absolute difference)
Dil Fac	Dilution Factor
DL, RA, RE, IN	Indicates a Dilution, Re-analysis, Re-extraction, or additional Initial metals/anion analysis of the sample
DLC	Decision level concentration
MDA	Minimum detectable activity
EDL	Estimated Detection Limit
MDC	Minimum detectable concentration
MDL	Method Detection Limit
ML	Minimum Level (Dioxin)
NC	Not Calculated
ND	Not detected at the reporting limit (or MDL or EDL if shown)
PQL	Practical Quantitation Limit
QC	Quality Control
RER	Relative error ratio
RL	Reporting Limit or Requested Limit (Radiochemistry)
RPD	Relative Percent Difference, a measure of the relative difference between two points
TEF	Toxicity Equivalent Factor (Dioxin)
TEQ	Toxicity Equivalent Quotient (Dioxin)

Certification Summary

Client: ENVIRON International Corp.
Project/Site: Malibu, SMMUSD

TestAmerica Job ID: 440-88856-1

Laboratory: TestAmerica Irvine

All certifications held by this laboratory are listed. Not all certifications are applicable to this report.

Authority	Program	EPA Region	Certification ID	Expiration Date
Alaska	State Program	10	CA01531	06-30-15
Arizona	State Program	9	AZ0671	10-13-15
California	LA Cty Sanitation Districts	9	10256	01-31-15
California	State Program	9	2706	06-30-16
Guam	State Program	9	Cert. No. 12.002r	01-23-15
Hawaii	State Program	9	N/A	01-29-15 *
Nevada	State Program	9	CA015312007A	07-31-15
New Mexico	State Program	6	N/A	01-29-15
Northern Mariana Islands	State Program	9	MP0002	01-29-15
Oregon	NELAP	10	4005	01-29-15
USDA	Federal		P330-09-00080	06-06-15
USEPA UCMR	Federal	1	CA01531	01-31-15

Laboratory: TestAmerica Denver

All certifications held by this laboratory are listed. Not all certifications are applicable to this report.

Authority	Program	EPA Region	Certification ID	Expiration Date
A2LA	DoD ELAP		2907.01	10-31-15 *
A2LA	ISO/IEC 17025		2907.01	10-31-15
Alabama	State Program	4	40730	09-30-12 *
Alaska (UST)	State Program	10	UST-30	04-05-15
Arizona	State Program	9	AZ0713	12-19-14
Arkansas DEQ	State Program	6	88-0687	06-01-15
California	State Program	9	2513	08-31-16
Florida	NELAP	4	E87667	06-30-15
Georgia	State Program	4	N/A	01-09-15
Illinois	NELAP	5	200017	04-30-15
Iowa	State Program	7	370	12-01-14 *
Kansas	NELAP	7	E-10166	04-30-15
Louisiana	NELAP	6	02096	06-30-15
Maine	State Program	1	CO0002	03-03-15
Minnesota	NELAP	5	8-999-405	12-31-14
Nevada	State Program	9	CO0026	07-31-15
New Hampshire	NELAP	1	205310	04-28-15
New Jersey	NELAP	2	CO004	06-30-15
New Mexico	State Program	6	CO00026	01-09-15
New York	NELAP	2	11964	03-31-15
North Carolina (WW/SW)	State Program	4	358	12-31-14
North Dakota	State Program	8	R-034	06-30-14 *
Oklahoma	State Program	6	8614	08-31-15
Oregon	NELAP	10	4025	01-09-15
Pennsylvania	NELAP	3	68-00664	07-30-15
South Carolina	State Program	4	72002001	06-30-15
Texas	NELAP	6	T104704183-13-8	10-01-15
USDA	Federal		P330-13-00202	07-02-16
Utah	NELAP	8	CO00026	07-31-15
Virginia	NELAP	3	460232	06-14-15
Washington	State Program	10	C583	08-03-15
West Virginia DEP	State Program	3	354	11-30-14
Wisconsin	State Program	5	999615430	08-31-15

* Certification renewal pending - certification considered valid.

Client: ENVIRON International Corp.
Project/Site: Malibu, SMMUSD

TestAmerica Job ID: 440-88856-1

Laboratory: TestAmerica Denver (Continued)

All certifications held by this laboratory are listed. Not all certifications are applicable to this report.

Authority	Program	EPA Region	Certification ID	Expiration Date
Wyoming (UST)	A2LA	8	2907.01	10-31-15

ENVIRON

CHAIN-of-CUSTODY

№ 09965

PAGE 1 of 4

☒ 18100 Von Karman Ave., Suite 600, Irvine, CA 92612, (949) 261-5151, (949) 261-6202 (fax)

☐ 707 Wilshire Blvd., Suite 4950, Los Angeles, Calif. 90017, (213) 943-6300, (213) 943-6301 (fax)

☐ 1702 E Highland Avenue, Suite 412, Phoenix, AZ 85016, (602) 734-7700, (602) 734-7701 (fax)

MSA#: _____ WO#: _____

PROJECT NAME / FACILITY ID: SMMUSD

FIELD PERSON: A. Caron / B. Bauer / M. Raposo

PROJECT NUMBER: 04-33980J DATE: 9/24/14

PROJECT MANAGER: Safaa Dergham

PROJECT LOCATION: Malibu, CA

LABORATORY: Test America

IS THIS A UST PROJECT OR IS EDF REQUIRED? Y N IF YES, GLOBAL ID #: _____

SAMPLER: Amy Caron

SIGNATURE: [signature]

440-88856 Chain of Custody

"A" samples from 0 to 0.25 ft

SAMPLE I.D. NUMBER	SAMPLE DATE (YEAR 2014)	SAMPLE TIME	SAMPLE DEPTH (ft)	AIR SAMPLE VOLUME (L)	MATRIX (A) AIR (S) SOIL (G) GAS (W) WATER	NUMBER OF CONTAINERS	FILTERED/UNFILTERED (F/U)	PRESERVATION (SEE KEY)	ANALYSIS REQUIRED: Arsenic 6010	COMMENTS
C-32A	9/24	0823	0-0.25'	/	S	1	U	NO	X	Please combine all
C-33A		0853		/					X	samples on this COC (4 pages)
C-34A		0827		/					X	into one incremental
C-35A		0846		/					X	sample named:
C-36A		0818		/					X	MH-IS-PLANTER-A-0-0.25
C-37A		0837		/					X	
C-38A		0829		/					X	
C-39A		0850		/					X	
C-40A		0822		/					X	email results to:
C-41A		0839		/					X	sdergham@environcorp.com
C-42A		0830		/					X	acaron@ " "
C-43A		0847		/					X	
C-44A		0903		/					X	
TOTAL	X	X	X							

RELINQUISHED BY:	TIME/DATE:	RECEIVED BY: (COMPANY):	TIME/DATE:
[signature]	1615 / 9/24/14	Latif	1615 9/24/14
Latif	1932 9/24/14	[signature] (COMPANY): TAI	09/24/14 19:32

TURNAROUND TIME (CIRCLE ONE): SAME DAY, 24 HOURS, 48 HOURS, 72 HOURS, 5 DAYS, NORMAL

SAMPLE INTEGRITY: INTACT: Y N Temp 4.1°/3.8° 3.2°/2.4° 2.9°/2.1° 2.5

IF SEALED, SEAL INTEGRITY: INTACT: Y N

FILE: LOG FORMS\Chain_of_Custody

H = HCL; N = HNO_3; S = H_2SO_4; U = UNKNOWN; NO = NONE; O = OTHER

ENVIRON — CHAIN-of-CUSTODY

№ 09966

18100 Von Karman Ave., Suite 600, Irvine, CA 92612, (949) 261-5151, (949) 261-6202 (fax)
707 Wilshire Blvd., Suite 4950, Los Angeles, Calif. 90017, (213) 943-6300, (213) 943-6301 (fax)
1702 E Highland Avenue, Suite 412, Phoenix, AZ 85016, (602) 734-7700, (602) 734-7701 (fax)

MSA#: _____ WO#: _____

PROJECT NAME / FACILITY ID: SMMUSD

FIELD PERSON: A.Caron / B. Bauer / M. Raposo

PROJECT NUMBER: 04-33980A DATE: 9/24/14

PROJECT MANAGER: Safaa Dergham

PROJECT LOCATION: Malibu CA

LABORATORY: Test America

IS THIS A UST PROJECT OR IS EDF REQUIRED? Y N IF YES, GLOBAL ID #: _____

SAMPLER: Amy Caron

SIGNATURE:

SAMPLE I.D. NUMBER	YEAR 2014 SAMPLE DATE	SAMPLE TIME	SAMPLE DEPTH (ft)	AIR SAMPLE VOLUME (L)	MATRIX (A) AIR (S) SOIL (D) GAS (W) WATER	NUMBER OF CONTAINERS	FILTERED/UNFILTERED (F/U)	PRESERVATION (SEE KEY)	ANALYSIS REQUIRED: Arsenic 6010	COMMENTS
C-45A	9/24	0910	0-0.25		S	1	U	ND	X	
C-46A		0925							X	See pg. 1
C-47A		0918							X	
C-48A		0933							X	
C-49A		0941							X	
C-50A		0949							X	
C-51A		0957							X	
C-52A		1006							X	
C-53A		1004							X	
C-54A		0954							X	
C-55A		0949							X	
C-56A		0932							X	
C-57A	↓	0926	↓		↓	↓	↓	↓	X	
TOTAL	X	X	X							

RELINQUISHED BY:	TIME/DATE: 1615 / 9/24/14	RECEIVED BY:	TIME/DATE: 16:15 9/24/14
RELINQUISHED BY: LatHF	TIME/DATE: 1932 9/24/14	RECEIVED BY: (2)	TIME/DATE: 9/24/14 19:32
RELINQUISHED BY:	TIME/DATE:	RECEIVED BY:	TIME/DATE:

(COMPANY): LatHF (COMPANY): FAS (COMPANY):

TURNAROUND TIME (CIRCLE ONE): SAME DAY / 24 HOURS / 48 HOURS / 72 HOURS / 5 DAYS / NORMAL

SAMPLE INTEGRITY — INTACT: Y N Temp 4.1°/33 3.2°/2.1 2.4°/2.1

IF SEALED, SEAL INTEGRITY — INTACT: Y N

H = HCL; N = HNO_3; S = H_2SO_4; U = UNKNOWN; NO = NONE; O = OTHER

FILE: LOG FORMS\Chain_of_Custody

10/13/2014

ENVIRON

CHAIN-of-CUSTODY

№ 09967

PAGE 3 of 4

☒ 18100 Von Karman Ave., Suite 600, Irvine, CA 92612, (949) 261-5151, (949) 261-6202 (fax)

☐ 707 Wilshire Blvd., Suite 4950, Los Angeles, Calif. 90017, (213) 943-6300, (213) 943-6301 (fax)

☐ 1702 E Highland Avenue, Suite 412, Phoenix, AZ 85016, (602) 734-7700, (602) 734-7701 (fax)

MSA#: _____ WO#: _____

PROJECT NAME / FACILITY ID: SMMUSD

FIELD PERSON: A. Caron / B. Baver / M. Raposo

PROJECT NUMBER: 04-33980J DATE: 9/24/14

PROJECT MANAGER: Safaa Dergham

PROJECT LOCATION: Malin, CA

LABORATORY: Test America

IS THIS A UST PROJECT OR IS EDF REQUIRED? Y N IF YES, GLOBAL ID #: _____

SAMPLER: Amy Caron

SIGNATURE: [signature]

SAMPLE I.D. NUMBER	YEAR 2014 SAMPLE DATE	SAMPLE TIME	SAMPLE DEPTH (ft)	AIR SAMPLE VOLUME (L)	MATRIX (A) AIR (S) SOIL (G) GAS (W) WATER	NUMBER OF CONTAINERS	FILTERED/UNFILTERED (F/U)	PRESERVATION (SEE KEY)	ANALYSIS REQUIRED Arsenic 6010									COMMENTS
C-58A	9/24	0943	0-0.25'	/	S	1	U	NO	X									
C-59A		0938		/					X									see pg. 1
C-60A		0909		/					X									
C-61A		0855		/					X									
C-62A		0902		/					X									
C-63A		0915		/					X									
C-64A		0959		/					X									
C-65A		0944		/					X									
C-66A		0934		/					X									
C-67A		0927		/					X									
C-68A		0903		/					X									
C-69A		0855		/					X									
C-70A		0911		/					X									
TOTAL	X	X	X															

RELINQUISHED BY:	TIME/DATE:	RECEIVED BY: (COMPANY):	TIME/DATE:
[signature]	1615 / 9/24/14	Latif	1615 9/24/14
Latif	1932 9/24/14	[signature] TAG	09/24/14 19:32

TURNAROUND TIME (CIRCLE ONE): SAME DAY, 24 HOURS, 48 HOURS, 72 HOURS, 5 DAYS, NORMAL

SAMPLE INTEGRITY: INTACT: Y N Temp 4.1/3.3 3.2/2.4

IF SEALED, SEAL INTEGRITY: INTACT: Y N

H = HCL; N = HNO_3; S = H_2SO; U = UNKNOWN; NO = NONE; O = OTHER

FILE: LOG FORMS\Chain_of_Custody

ENVIRON

CHAIN-of-CUSTODY

№ 09968

PAGE 4 of 4

☒ 18100 Von Karman Ave., Suite 600, Irvine, CA 92612, (949) 261-5151, (949) 261-6202 (fax)

☐ 707 Wilshire Blvd., Suite 4950, Los Angeles, Calif. 90017, (213) 943-6300, (213) 943-6301 (fax)

☐ 1702 E Highland Avenue, Suite 412, Phoenix, AZ 85016, (602) 734-7700, (602) 734-7701 (fax)

MSA#: _____ WO#: _____

PROJECT NAME / FACILITY ID: SMMUSD

FIELD PERSON: A. Caron / B. Baver / M. Raposo

PROJECT NUMBER: 04-33980J DATE: 9/24/14

PROJECT MANAGER: Safaa Dergham

PROJECT LOCATION: Malibu, CA

LABORATORY: TestAmerica

IS THIS A UST PROJECT OR IS EDF REQUIRED? Y N IF YES, GLOBAL ID #: _____

SAMPLER: Amy Caron

SIGNATURE: [signature]

SAMPLE I.D. NUMBER	SAMPLE DATE (YEAR 2014)	SAMPLE TIME	SAMPLE DEPTH (ft)	AIR SAMPLE VOLUME (L)	MATRIX (A) AIR (S) SOIL (G) GAS (W) WATER	NUMBER OF CONTAINERS	FILTERED/UNFILTERED (F/U)	PRESERVATION (SEE KEY)	ANALYSIS REQUIRED: Arsenic 6010									COMMENTS
C-71A	9/24	0919	0-0.25'	/	S	1	U	NO	X									
C-72A	↓	1024	↓	/	↓	↓	↓	↓	X									See pg. 1
C-73A	↓	1024	↓	/	↓	↓	↓	↓	X									
C-74A	↓	1031	↓	/	↓	↓	↓	↓	X									
C-75A	↓	1018	↓	/	↓	↓	↓	↓	X									
C-76A	↓	1016	↓	/	↓	↓	↓	↓	X									
C-77A	↓	1010	↓	/	↓	↓	↓	↓	X									
C-78A	↓	1022	↓	/	↓	↓	↓	↓	X									
C-79A	↓	1014	↓	/	↓	↓	↓	↓	X									
										TE								
TOTAL	X	X	X															

RELINQUISHED BY:	TIME/DATE:	RECEIVED BY: (COMPANY):	TIME/DATE:
[signature]	1615 / 9/24/14	Latlf 1615	9/24/14
Latlf 1932	9/24/14	[signature] TAL	09/24/14 19:32

TURNAROUND TIME (CIRCLE ONE): SAME DAY, 24 HOURS, 48 HOURS, 72 HOURS, 5 DAYS, NORMAL

SAMPLE INTEGRITY: INTACT: Y N Temp 2.9°/2.1 4.1°/3.3

IF SEALED, SEAL INTEGRITY: INTACT: Y N

3-26/2-4° #6.

FILE: LOG FORMS\Chain_of_Custody

H = HCL; N = HNO3; S = H2SO; U = UNKNOWN; NO = NONE; O = OTHER

Login Sample Receipt Checklist

Client: ENVIRON International Corp.

Job Number: 440-88856-1

Login Number: 88856

List Source: TestAmerica Irvine

List Number: 1

Creator: Freitag, Kevin R

Question	Answer	Comment
Radioactivity wasn't checked or is </= background as measured by a survey meter.	True	
The cooler's custody seal, if present, is intact.	True	
Sample custody seals, if present, are intact.	True	
The cooler or samples do not appear to have been compromised or tampered with.	True	
Samples were received on ice.	True	
Cooler Temperature is acceptable.	True	
Cooler Temperature is recorded.	True	
COC is present.	True	
COC is filled out in ink and legible.	True	
COC is filled out with all pertinent information.	True	
Is the Field Sampler's name present on COC?	True	
There are no discrepancies between the containers received and the COC.	True	
Samples are received within Holding Time.	True	
Sample containers have legible labels.	True	
Containers are not broken or leaking.	True	
Sample collection date/times are provided.	True	
Appropriate sample containers are used.	True	
Sample bottles are completely filled.	True	
Sample Preservation Verified.	N/A	
There is sufficient vol. for all requested analyses, incl. any requested MS/MSDs	True	
Containers requiring zero headspace have no headspace or bubble is <6mm (1/4").	True	
Multiphasic samples are not present.	True	
Samples do not require splitting or compositing.	True	
Residual Chlorine Checked.	N/A	

Login Sample Receipt Checklist

Client: ENVIRON International Corp.

Job Number: 440-88856-1

Login Number: 88856
List Number: 2
Creator: Muniz, Ashley T

List Source: TestAmerica Denver
List Creation: 09/27/14 09:44 AM

Question	Answer	Comment
Radioactivity wasn't checked or is </= background as measured by a survey meter.	N/A	
The cooler's custody seal, if present, is intact.	True	
Sample custody seals, if present, are intact.	True	
The cooler or samples do not appear to have been compromised or tampered with.	True	
Samples were received on ice.	True	
Cooler Temperature is acceptable.	True	
Cooler Temperature is recorded.	True	
COC is present.	True	
COC is filled out in ink and legible.	True	
COC is filled out with all pertinent information.	True	
Is the Field Sampler's name present on COC?	False	Received project as a subcontract.
There are no discrepancies between the containers received and the COC.	False	Received extra samples not listed on COC.
Samples are received within Holding Time.	True	
Sample containers have legible labels.	True	
Containers are not broken or leaking.	True	
Sample collection date/times are provided.	True	
Appropriate sample containers are used.	True	
Sample bottles are completely filled.	True	
Sample Preservation Verified.	N/A	
There is sufficient vol. for all requested analyses, incl. any requested MS/MSDs	True	
Containers requiring zero headspace have no headspace or bubble is <6mm (1/4").	True	
Multiphasic samples are not present.	True	
Samples do not require splitting or compositing.	True	
Residual Chlorine Checked.	N/A	

TestAmerica

THE LEADER IN ENVIRONMENTAL TESTING

ANALYTICAL REPORT

TestAmerica Laboratories, Inc.
TestAmerica Irvine
17461 Derian Ave
Suite 100
Irvine, CA 92614-5817
Tel: (949)261-1022

TestAmerica Job ID: 440-88865-1
Client Project/Site: Malibu, SMMUSD

For:
ENVIRON International Corp.
18100 Von Karman Avenue
Irvine, California 92612

Attn: Safaa Dergham

Authorized for release by:
10/13/2014 3:55:10 PM

Patty Mata, Senior Project Manager
(949)261-1022
patty.mata@testamericainc.com

LINKS

Review your project results through TotalAccess

Have a Question? Ask The Expert

Visit us at: www.testamericainc.com

The test results in this report meet all 2003 NELAC and 2009 TNI requirements for accredited parameters, exceptions are noted in this report. This report may not be reproduced except in full, and with written approval from the laboratory. For questions please contact the Project Manager at the e-mail address or telephone number listed on this page.

This report has been electronically signed and authorized by the signatory. Electronic signature is intended to be the legally binding equivalent of a traditionally handwritten signature.

Results relate only to the items tested and the sample(s) as received by the laboratory.

Table of Contents

Cover Page 1
Table of Contents 2
Sample Summary 3
Case Narrative 4
Client Sample Results 5
Method Summary 6
Lab Chronicle 7
QC Sample Results 8
QC Association Summary 9
Definitions/Glossary 10
Certification Summary 11
Chain of Custody 13
Receipt Checklists 17

Sample Summary

Client: ENVIRON International Corp.
Project/Site: Malibu, SMMUSD

TestAmerica Job ID: 440-88865-1

Lab Sample ID	Client Sample ID	Matrix	Collected	Received
440-88865-49	MH-IS-PLANTER-B-0-0.25	Solid	09/24/14 13:48	09/24/14 19:32

Job ID: 440-88865-1

Laboratory: TestAmerica Irvine

Narrative

Job Narrative
440-88865-1

Comments
No additional comments.

Receipt
The samples were received on 9/24/2014 7:32 PM; the samples arrived in good condition, properly preserved and, where required, on ice.
The temperatures of the 3 coolers at receipt time were 2.1º C, 2.4º C and 3.3º C.

Metals
No analytical or quality issues were noted, other than those described in the Definitions/Glossary page.

Organic Prep
No analytical or quality issues were noted, other than those described in the Definitions/Glossary page.

Client: ENVIRON International Corp.
Project/Site: Malibu, SMMUSD

TestAmerica Job ID: 440-88865-1

Client Sample ID: MH-IS-PLANTER-B-0-0.25
Date Collected: 09/24/14 13:48
Date Received: 09/24/14 19:32

Lab Sample ID: 440-88865-49
Matrix: Solid

Method: 6010B - Metals (ICP)

Analyte	Result	Qualifier	RL		Unit	D	Prepared	Analyzed	Dil Fac
Arsenic	8.8		1.8		mg/Kg		10/06/14 15:00	10/07/14 16:31	1

Method Summary

Client: ENVIRON International Corp.
Project/Site: Malibu, SMMUSD

TestAmerica Job ID: 440-88865-1

Method	Method Description	Protocol	Laboratory
6010B	Metals (ICP)	SW846	TAL DEN

Protocol References:

SW846 = "Test Methods For Evaluating Solid Waste, Physical/Chemical Methods", Third Edition, November 1986 And Its Updates.

Laboratory References:

TAL DEN = TestAmerica Denver, 4955 Yarrow Street, Arvada, CO 80002, TEL (303)736-0100

Lab Chronicle

Client: ENVIRON International Corp.
Project/Site: Malibu, SMMUSD

TestAmerica Job ID: 440-88865-1

Client Sample ID: MH-IS-PLANTER-B-0-0.25
Date Collected: 09/24/14 13:48
Date Received: 09/24/14 19:32

Lab Sample ID: 440-88865-49
Matrix: Solid

Prep Type	Batch Type	Batch Method	Run	Dil Factor	Initial Amount	Final Amount	Batch Number	Prepared or Analyzed	Analyst	Lab
Total/NA	ISM Prep	Increment, prep				1.0 g	245621	09/30/14 15:52	ACF	TAL DEN
Total/NA	Prep	3050B MOD			10.82 g	500 mL	246410	10/06/14 15:00	CGG	TAL DEN
Total/NA	Analysis	6010B		1	10.82 g	500 mL	246855	10/07/14 16:31	LLB	TAL DEN

Laboratory References:

TAL DEN = TestAmerica Denver, 4955 Yarrow Street, Arvada, CO 80002, TEL (303)736-0100

Method: 6010B - Metals (ICP)

Lab Sample ID: MB 280-246410/1-A
Matrix: Solid
Analysis Batch: 246855

Client Sample ID: Method Blank
Prep Type: Total/NA
Prep Batch: 246410

Analyte	MB Result	MB Qualifier	RL		Unit	D	Prepared	Analyzed	Dil Fac
Arsenic	ND		2.0		mg/Kg		10/06/14 15:00	10/07/14 15:47	1

Lab Sample ID: LCS 280-246410/2-A
Matrix: Solid
Analysis Batch: 246855

Client Sample ID: Lab Control Sample
Prep Type: Total/NA
Prep Batch: 246410

Analyte			Spike Added	LCS Result	LCS Qualifier	Unit	D	%Rec	%Rec. Limits		
Arsenic			50.0	48.8		mg/Kg		98	85 - 110		

Lab Sample ID: 440-88867-A-49-C MS
Matrix: Solid
Analysis Batch: 246855

Client Sample ID: Matrix Spike
Prep Type: Total/NA
Prep Batch: 246410

Analyte	Sample Result	Sample Qualifier	Spike Added	MS Result	MS Qualifier	Unit	D	%Rec	%Rec. Limits		
Arsenic	4.3		49.3	43.4		mg/Kg		79	76 - 111		

Lab Sample ID: 440-88867-A-49-D MSD
Matrix: Solid
Analysis Batch: 246855

Client Sample ID: Matrix Spike Duplicate
Prep Type: Total/NA
Prep Batch: 246410

Analyte	Sample Result	Sample Qualifier	Spike Added	MSD Result	MSD Qualifier	Unit	D	%Rec	%Rec. Limits	RPD	RPD Limit
Arsenic	4.3		47.9	41.6		mg/Kg		78	76 - 111	4	30

QC Association Summary

Client: ENVIRON International Corp.
Project/Site: Malibu, SMMUSD

TestAmerica Job ID: 440-88865-1

Metals

ISM Prep Batch: 245621

Lab Sample ID	Client Sample ID	Prep Type	Matrix	Method	Prep Batch
440-88865-49	MH-IS-PLANTER-B-0-0.25	Total/NA	Solid	Increment, prep	

ISM Prep Batch: 245720

Lab Sample ID	Client Sample ID	Prep Type	Matrix	Method	Prep Batch
440-88867-A-49-C MS	Matrix Spike	Total/NA	Solid	Increment, prep	
440-88867-A-49-D MSD	Matrix Spike Duplicate	Total/NA	Solid	Increment, prep	

Prep Batch: 246410

Lab Sample ID	Client Sample ID	Prep Type	Matrix	Method	Prep Batch
440-88865-49	MH-IS-PLANTER-B-0-0.25	Total/NA	Solid	3050B MOD	245621
440-88867-A-49-C MS	Matrix Spike	Total/NA	Solid	3050B MOD	245720
440-88867-A-49-D MSD	Matrix Spike Duplicate	Total/NA	Solid	3050B MOD	245720
LCS 280-246410/2-A	Lab Control Sample	Total/NA	Solid	3050B MOD	
MB 280-246410/1-A	Method Blank	Total/NA	Solid	3050B MOD	

Analysis Batch: 246855

Lab Sample ID	Client Sample ID	Prep Type	Matrix	Method	Prep Batch
440-88865-49	MH-IS-PLANTER-B-0-0.25	Total/NA	Solid	6010B	246410
440-88867-A-49-C MS	Matrix Spike	Total/NA	Solid	6010B	246410
440-88867-A-49-D MSD	Matrix Spike Duplicate	Total/NA	Solid	6010B	246410
LCS 280-246410/2-A	Lab Control Sample	Total/NA	Solid	6010B	246410
MB 280-246410/1-A	Method Blank	Total/NA	Solid	6010B	246410

Glossary

Abbreviation	These commonly used abbreviations may or may not be present in this report.
¤	Listed under the "D" column to designate that the result is reported on a dry weight basis
%R	Percent Recovery
CFL	Contains Free Liquid
CNF	Contains no Free Liquid
DER	Duplicate error ratio (normalized absolute difference)
Dil Fac	Dilution Factor
DL, RA, RE, IN	Indicates a Dilution, Re-analysis, Re-extraction, or additional Initial metals/anion analysis of the sample
DLC	Decision level concentration
MDA	Minimum detectable activity
EDL	Estimated Detection Limit
MDC	Minimum detectable concentration
MDL	Method Detection Limit
ML	Minimum Level (Dioxin)
NC	Not Calculated
ND	Not detected at the reporting limit (or MDL or EDL if shown)
PQL	Practical Quantitation Limit
QC	Quality Control
RER	Relative error ratio
RL	Reporting Limit or Requested Limit (Radiochemistry)
RPD	Relative Percent Difference, a measure of the relative difference between two points
TEF	Toxicity Equivalent Factor (Dioxin)
TEQ	Toxicity Equivalent Quotient (Dioxin)

Certification Summary

Client: ENVIRON International Corp.
Project/Site: Malibu, SMMUSD

TestAmerica Job ID: 440-88865-1

Laboratory: TestAmerica Irvine

All certifications held by this laboratory are listed. Not all certifications are applicable to this report.

Authority	Program	EPA Region	Certification ID	Expiration Date
Alaska	State Program	10	CA01531	06-30-15
Arizona	State Program	9	AZ0671	10-13-15
California	LA Cty Sanitation Districts	9	10256	01-31-15
California	State Program	9	2706	06-30-16
Guam	State Program	9	Cert. No. 12.002r	01-23-15
Hawaii	State Program	9	N/A	01-29-15 *
Nevada	State Program	9	CA015312007A	07-31-15
New Mexico	State Program	6	N/A	01-29-15
Northern Mariana Islands	State Program	9	MP0002	01-29-15
Oregon	NELAP	10	4005	01-29-15
USDA	Federal		P330-09-00080	06-06-15
USEPA UCMR	Federal	1	CA01531	01-31-15

Laboratory: TestAmerica Denver

All certifications held by this laboratory are listed. Not all certifications are applicable to this report.

Authority	Program	EPA Region	Certification ID	Expiration Date
A2LA	DoD ELAP		2907.01	10-31-15 *
A2LA	ISO/IEC 17025		2907.01	10-31-15
Alabama	State Program	4	40730	09-30-12 *
Alaska (UST)	State Program	10	UST-30	04-05-15
Arizona	State Program	9	AZ0713	12-19-14
Arkansas DEQ	State Program	6	88-0687	06-01-15
California	State Program	9	2513	08-31-16
Florida	NELAP	4	E87667	06-30-15
Georgia	State Program	4	N/A	01-09-15
Illinois	NELAP	5	200017	04-30-15
Iowa	State Program	7	370	12-01-14 *
Kansas	NELAP	7	E-10166	04-30-15
Louisiana	NELAP	6	02096	06-30-15
Maine	State Program	1	CO0002	03-03-15
Minnesota	NELAP	5	8-999-405	12-31-14
Nevada	State Program	9	CO0026	07-31-15
New Hampshire	NELAP	1	205310	04-28-15
New Jersey	NELAP	2	CO004	06-30-15
New Mexico	State Program	6	CO00026	01-09-15
New York	NELAP	2	11964	03-31-15
North Carolina (WW/SW)	State Program	4	358	12-31-14
North Dakota	State Program	8	R-034	06-30-14 *
Oklahoma	State Program	6	8614	08-31-15
Oregon	NELAP	10	4025	01-09-15
Pennsylvania	NELAP	3	68-00664	07-30-15
South Carolina	State Program	4	72002001	06-30-15
Texas	NELAP	6	T104704183-13-8	10-01-15
USDA	Federal		P330-13-00202	07-02-16
Utah	NELAP	8	CO00026	07-31-15
Virginia	NELAP	3	460232	06-14-15
Washington	State Program	10	C583	08-03-15
West Virginia DEP	State Program	3	354	11-30-14
Wisconsin	State Program	5	999615430	08-31-15

* Certification renewal pending - certification considered valid.

Client: ENVIRON International Corp.
Project/Site: Malibu, SMMUSD

TestAmerica Job ID: 440-88865-1

Laboratory: TestAmerica Denver (Continued)

All certifications held by this laboratory are listed. Not all certifications are applicable to this report.

Authority	Program	EPA Region	Certification ID	Expiration Date
Wyoming (UST)	A2LA	8	2907.01	10-31-15

ENVIRON — CHAIN-of-CUSTODY № 10870

☒ 18100 Von Karman Ave., Suite 600, Irvine, CA 92612, (949) 261-5151, (949) 261-6202 (fax)
☐ 707 Wilshire Blvd., Suite 4950, Los Angeles, Calif. 90017, (213) 943-6300, (213) 943-6301 (fax)
☐ 1702 E Highland Avenue, Suite 412, Phoenix, AZ 85016, (602) 734-7700, (602) 734-7701 (fax)

MSA#: _____ WO#: _____

PROJECT NAME / FACILITY ID: SMMUSD

PROJECT NUMBER: 04-33980J DATE: 9/24/14

PROJECT LOCATION: Malibu, Ca.

FIELD PERSON: A Caron / B. Bauer / M. Raposo

PROJECT MANAGER: Sasan D.

LABORATORY: Test America

IS THIS A UST PROJECT OR IS EDF REQUIRED? Y N IF YES, GLOBAL ID #: _____

SAMPLER: Amy Caron

SIGNATURE: Amy Caron

440-88865 Chain of Custody

"B" samples from 0 to 0.25 ft

SAMPLE I.D. NUMBER	YEAR 2014 SAMPLE DATE	SAMPLE TIME	SAMPLE DEPTH (ft)	AIR SAMPLE VOLUME (L)	MATRIX (A) AIR (S) SOIL (S) GAS (W) WATER	NUMBER OF CONTAINERS	FILTERED/UNFILTERED (F/U)	PRESERVATION (SEE KEY)	ANALYSIS REQUIRED: Arsenic 6010
C-32B	9/24	1318	0-0.25	1	S	1	U	NO	X
C-33B		1309							
C-34B		1305							
C-35B		1326							
C-36B		1058							
C-37B		1103							
C-38B		1107							
C-39B		1110							
C-40B		1108							
C-41B		1116							
C-42B		1059							
C-43B		1124							
C-44B	↓	1059	↓	↓	↓	↓	↓	↓	↓
TOTAL	X	X	X						

COMMENTS

Please combine all samples on this COC (4 pages) into one incremental sample named:

MH-IS-PLANTER-B-0-0.25

email results to:

sdergham@environcorp.com

acaron@ "

RELINQUISHED BY:	TIME/DATE:	RECEIVED BY:	TIME/DATE:
Amy Caron	1615 / 9/24/14	(COMPANY): Latif	1616 9/24/14
RELINQUISHED BY: Latif	TIME/DATE: 1932 9/24/14	RECEIVED BY: (COMPANY):	TIME/DATE:
RELINQUISHED BY:	TIME/DATE:	RECEIVED BY: (COMPANY):	TIME/DATE:

TURNAROUND TIME (CIRCLE ONE): SAME DAY, 24 HOURS, 48 HOURS, 72 HOURS, 5 DAYS, (NORMAL)

SAMPLE INTEGRITY — INTACT: Y N Temp_____

IF SEALED, SEAL INTEGRITY — INTACT: Y N

O = OTHER; NO = NONE; U = UNKNOWN; S = H_2SO_4; N = HNO_3; H = HCL;

FILE: LOG FORMS\Chain_of_Custody

ENVIRON

CHAIN-of-CUSTODY

№ 10926

PAGE 2 of 4

☒ 18100 Von Karman Ave., Suite 600
Irvine, CA 92612
(949) 261-5151
(949) 261-6202 (fax)

☐ 707 Wilshire Blvd., Suite 4950
Los Angeles, Calif. 90017
(213) 943-6300
(213) 943-6301 (fax)

☐ 1702 E Highland Avenue, Suite 412
Phoenix, AZ 85016
(602) 734-7700
(602) 734-7701 (fax)

MSA#: WO#:

PROJECT NAME / FACILITY ID: SMMUSD

FIELD PERSON: A. Caron / B. Bauerer / M. Raposo

PROJECT NUMBER: 04-33980 J DATE: 9/24/14

PROJECT MANAGER: Safaa Dergham

PROJECT LOCATION: Malibu

LABORATORY: Test America

IS THIS A UST PROJECT OR IS EDF REQUIRED? Y N IF YES, GLOBAL ID #:

SAMPLER: Amy Caron

SIGNATURE: [signature]

SAMPLE I.D. NUMBER	SAMPLE DATE (YEAR 14)	SAMPLE TIME (MR)	SAMPLE DEPTH (ft)	AIR SAMPLE VOLUME (L) (MR)	MATRIX (A) AIR (S) SOIL (G) GAS (W) WATER	NUMBER OF CONTAINERS	FILTERED/UNFILTERED (F/U)	PRESERVATION (SEE KEY)	ANALYSIS REQUIRED: Arsenic 6010	COMMENTS
C-45B	9/24	9.5/1.75	1.5/1.75	~~S~~	S	1	U	NO	X	
C-46B		1126	1.5-1.75	/	S	1	U	NO	X	See pg 1
C-47B		1118		/					X	
C-48B		1306		/					X	
C-49B		1248		/					X	
C-50B		1134		/					X	
C-51B		1240		/					X	
C-52B		1302		/					X	
C-53B		1306		/					X	
C-54B		1311		/					X	
C-55B		1317		/					X	
C-56B		1235		/					X	
C-57B		1240		/					X	
TOTAL	X	X	X							

RELINQUISHED BY:	TIME/DATE:	RECEIVED BY: (COMPANY):	TIME/DATE:
[signature]	1615 / 9/24/14	Latif	1615 9/24/14
Latif	1932 9/24/14	[signature] TAI	9/24/14 19:32

TURNAROUND TIME (CIRCLE ONE): SAME DAY / 24 HOURS / 48 HOURS / 72 HOURS / 5 DAYS / NORMAL

SAMPLE INTEGRITY: INTACT: Y N Temp 4.1°/3.3 3.2°/2.1°C

IF SEALED, SEAL INTEGRITY: INTACT: Y N

2.9°/2.1° #65

FILE: LOG FORMS\Chain_of_Custody

H = HCL; N = HNO_3; S = H_2SO_4; U = UNKNOWN; NO = NONE; O = OTHER

ENVIRON CHAIN-of-CUSTODY № 10927

☒ 18100 Von Karman Ave., Suite 600, Irvine, CA 92612, (949) 261-5151, (949) 261-6202 (fax)
☐ 707 Wilshire Blvd., Suite 4950, Los Angeles, Calif. 90017, (213) 943-6300, (213) 943-6301 (fax)
☐ 1702 E Highland Avenue, Suite 412, Phoenix, AZ 85016, (602) 734-7700, (602) 734-7701 (fax)

PROJECT NAME / FACILITY ID: SMMUSD
PROJECT NUMBER: 04-339805 DATE: 9/24/14
PROJECT LOCATION: Malibu.
IS THIS A UST PROJECT OR IS EDF REQUIRED? Y N IF YES, GLOBAL ID #:

MSA#: WO#:
FIELD PERSON: A. Caron / B. Bauerer / M Raposo
PROJECT MANAGER: Safaa Dergham
LABORATORY: Test America

SAMPLER: Amy Caron
SIGNATURE:

SAMPLE I.D. NUMBER	SAMPLE DATE (YEAR 14)	SAMPLE TIME	SAMPLE DEPTH (ft)	AIR SAMPLE VOLUME (L)	MATRIX (A) AIR (S) SOIL (G) GAS (W) WATER	NUMBER OF CONTAINERS	FILTERED/UNFILTERED (F/U)	PRESERVATION (SEE KEY)	ANALYSIS REQUIRED: Arsenic 6010	COMMENTS
C-58B	9/24	1246	1.5 1.75	/	S	1	U	NO	X	
C-59B		1252		/					X	See pg. 1
C-60B		1116		/					X	
C-61B		1121		/					X	
C-62B		1126		/					X	
C-63B		1130		/					X	
C-64B		1316		/					X	
C-65B		1305		/					X	
C-66B		1328		/					X	
C-67B		1322		/					X	
C-68B		1242		/					X	
C-69B		1237		/					X	
C-70B	↓	1258	↓	/	↓	↓	↓	↓	X	
TOTAL	X	X	X							

RELINQUISHED BY: Amy Caron	TIME/DATE: 1615/9/24/14	RECEIVED BY: Latif (COMPANY):	TIME/DATE: 1615 9/24/14
RELINQUISHED BY: Latif	TIME/DATE: 1932 9/24/14	RECEIVED BY: (COMPANY): TAL	TIME/DATE: 09/24/14 19:32
RELINQUISHED BY:	TIME/DATE:	RECEIVED BY: (COMPANY):	TIME/DATE:

TURNAROUND TIME (CIRCLE ONE): SAME DAY / 24 HOURS / 48 HOURS / 72 HOURS / 5 DAYS / NORMAL

SAMPLE INTEGRITY — INTACT: Y N Temp 4.1/3.7 3.2/2.1

IF SEALED, SEAL INTEGRITY — INTACT: Y N

H = HCl; N = HNO3; S = H2SO; U = UNKNOWN; NO = NONE; O = OTHER

FILE: LOG FORMS\Chain_of_Custody

2-9/2.1° #65

10/13/2014

ENVIRON — CHAIN-of-CUSTODY № 10928

☒ 18100 Von Karman Ave., Suite 600, Irvine, CA 92612, (949) 261-5151, (949) 261-6202 (fax)
☐ 707 Wilshire Blvd., Suite 4950, Los Angeles, Calif. 90017, (213) 943-6300, (213) 943-6301 (fax)
☐ 1702 E Highland Avenue, Suite 412, Phoenix, AZ 85016, (602) 734-7700, (602) 734-7701 (fax)

MSA#: _____ WO#: _____

PROJECT NAME / FACILITY ID: _____

PROJECT NUMBER: 04-33980 J DATE: 9/24/14

PROJECT LOCATION: Malibu

FIELD PERSON: A. Caron / B. Bauerer / M. Rapoza

PROJECT MANAGER: Safaa Dergham

LABORATORY: Test America

IS THIS A UST PROJECT OR IS EDF REQUIRED? Y N IF YES, GLOBAL ID #: _____

SAMPLER: Amy Caron

SIGNATURE:

SAMPLE I.D. NUMBER	SAMPLE DATE (YEAR 14)	SAMPLE TIME	SAMPLE DEPTH (ft)	AIR SAMPLE VOLUME (L)	MATRIX (A) AIR (S) SOIL (G) GAS (W) WATER	NUMBER OF CONTAINERS	FILTERED/UNFILTERED (F/U)	PRESERVATION (SEE KEY)	ANALYSIS REQUIRED: Arsenic 6010	COMMENTS
C-71B	9/24	1250	1.5 1.75	/	S	1	U	ND	X	
C-72B		1333		/					X	see pg. 1
C-73B		1348		/					X	
C-74B		1346		/					X	
C-75B		1340		/					X	
C-76B		1328		/					X	
C-77B		1342		/					X	
C-78B		1338		/					X	
C-71B	↓	1343	↓	/	↓	↓	↓	↓	X	
TOTAL	X	X	X							

RELINQUISHED BY: TIME/DATE: 1615 / 9/24/14

RELINQUISHED BY: Latif TIME/DATE: 1932 9/24/14

RELINQUISHED BY: TIME/DATE:

RECEIVED BY: Latif TIME/DATE: 1615 9/24/14

(COMPANY):

RECEIVED BY: TIME/DATE: 9/24/14 19:32

(COMPANY): TAT

RECEIVED BY: TIME/DATE:

(COMPANY):

TURNAROUND TIME (CIRCLE ONE): SAME DAY / 24 HOURS / 48 HOURS / 72 HOURS / 5 DAYS / NORMAL

SAMPLE INTEGRITY — INTACT: (Y) N Temp 4.1°C/33 32°C/24

IF SEALED, SEAL INTEGRITY — INTACT: Y (N)

H = HCL; N = HNO3; S = H2SO; U = UNKNOWN; NO = NONE; O = OTHER

2.44/2.1 #65

FILE: LOG FORMS\Chain_of_Custody

10/13/2014

Login Sample Receipt Checklist

Client: ENVIRON International Corp.

Job Number: 440-88865-1

Login Number: 88865

List Source: TestAmerica Irvine

List Number: 1

Creator: Freitag, Kevin R

Question	Answer	Comment
Radioactivity wasn't checked or is </= background as measured by a survey meter.	True	
The cooler's custody seal, if present, is intact.	True	
Sample custody seals, if present, are intact.	True	
The cooler or samples do not appear to have been compromised or tampered with.	True	
Samples were received on ice.	True	
Cooler Temperature is acceptable.	True	
Cooler Temperature is recorded.	True	
COC is present.	True	
COC is filled out in ink and legible.	True	
COC is filled out with all pertinent information.	True	
Is the Field Sampler's name present on COC?	True	
There are no discrepancies between the containers received and the COC.	True	
Samples are received within Holding Time.	True	
Sample containers have legible labels.	True	
Containers are not broken or leaking.	True	
Sample collection date/times are provided.	True	
Appropriate sample containers are used.	True	
Sample bottles are completely filled.	True	
Sample Preservation Verified.	N/A	
There is sufficient vol. for all requested analyses, incl. any requested MS/MSDs	True	
Containers requiring zero headspace have no headspace or bubble is <6mm (1/4").	True	
Multiphasic samples are not present.	True	
Samples do not require splitting or compositing.	True	
Residual Chlorine Checked.	N/A	

Login Sample Receipt Checklist

Client: ENVIRON International Corp.

Job Number: 440-88865-1

Login Number: 88865
List Number: 2
Creator: Muniz, Ashley T

List Source: TestAmerica Denver
List Creation: 09/27/14 09:35 AM

Question	Answer	Comment
Radioactivity wasn't checked or is </= background as measured by a survey meter.	True	
The cooler's custody seal, if present, is intact.	True	
Sample custody seals, if present, are intact.	True	
The cooler or samples do not appear to have been compromised or tampered with.	True	
Samples were received on ice.	True	
Cooler Temperature is acceptable.	True	
Cooler Temperature is recorded.	True	
COC is present.	True	
COC is filled out in ink and legible.	True	
COC is filled out with all pertinent information.	True	
Is the Field Sampler's name present on COC?	N/A	Received project as a subcontract.
There are no discrepancies between the containers received and the COC.	False	Received extra samples not listed on COC.
Samples are received within Holding Time.	True	
Sample containers have legible labels.	True	
Containers are not broken or leaking.	True	
Sample collection date/times are provided.	True	
Appropriate sample containers are used.	True	
Sample bottles are completely filled.	True	
Sample Preservation Verified.	N/A	
There is sufficient vol. for all requested analyses, incl. any requested MS/MSDs	True	
Containers requiring zero headspace have no headspace or bubble is <6mm (1/4").	True	
Multiphasic samples are not present.	True	
Samples do not require splitting or compositing.	True	
Residual Chlorine Checked.	N/A	

TestAmerica

THE LEADER IN ENVIRONMENTAL TESTING

ANALYTICAL REPORT

TestAmerica Laboratories, Inc.
TestAmerica Irvine
17461 Derian Ave
Suite 100
Irvine, CA 92614-5817
Tel: (949)261-1022

TestAmerica Job ID: 440-88867-1
Client Project/Site: Malibu, SMMUSD

For:
ENVIRON International Corp.
18100 Von Karman Avenue
Irvine, California 92612

Attn: Safaa Dergham

Authorized for release by:
10/13/2014 3:56:45 PM

Patty Mata, Senior Project Manager
(949)261-1022
patty.mata@testamericainc.com

LINKS

Review your project results through TotalAccess

Have a Question? Ask The Expert

Visit us at: www.testamericainc.com

The test results in this report meet all 2003 NELAC and 2009 TNI requirements for accredited parameters, exceptions are noted in this report. This report may not be reproduced except in full, and with written approval from the laboratory. For questions please contact the Project Manager at the e-mail address or telephone number listed on this page.

This report has been electronically signed and authorized by the signatory. Electronic signature is intended to be the legally binding equivalent of a traditionally handwritten signature.

Results relate only to the items tested and the sample(s) as received by the laboratory.

Table of Contents

Cover Page 1
Table of Contents 2
Sample Summary 3
Case Narrative 4
Client Sample Results 5
Method Summary 6
Lab Chronicle 7
QC Sample Results 8
QC Association Summary 9
Definitions/Glossary 10
Certification Summary 11
Chain of Custody 13
Receipt Checklists 17

Sample Summary

Client: ENVIRON International Corp.
Project/Site: Malibu, SMMUSD

TestAmerica Job ID: 440-88867-1

Lab Sample ID	Client Sample ID	Matrix	Collected	Received
440-88867-49	MH-IS-PLANTER-B-1.5-1.75	Solid	09/24/14 13:45	09/24/14 19:32

Job ID: 440-88867-1

Laboratory: TestAmerica Irvine

Narrative

Job Narrative
440-88867-1

Comments
No additional comments.

Receipt
The samples were received on 9/24/2014 7:32 PM; the samples arrived in good condition, properly preserved and, where required, on ice.
The temperatures of the 3 coolers at receipt time were 2.1º C, 2.4º C and 3.3º C.

Metals
No analytical or quality issues were noted, other than those described in the Definitions/Glossary page.

Organic Prep
No analytical or quality issues were noted, other than those described in the Definitions/Glossary page.

Client: ENVIRON International Corp.
Project/Site: Malibu, SMMUSD

TestAmerica Job ID: 440-88867-1

Client Sample ID: MH-IS-PLANTER-B-1.5-1.75
Lab Sample ID: 440-88867-49
Date Collected: 09/24/14 13:45
Matrix: Solid
Date Received: 09/24/14 19:32

Method: 6010B - Metals (ICP)

Analyte	Result	Qualifier	RL		Unit	D	Prepared	Analyzed	Dil Fac
Arsenic	4.3		1.9		mg/Kg		10/06/14 15:00	10/07/14 16:34	1

Method Summary

Client: ENVIRON International Corp.
Project/Site: Malibu, SMMUSD

TestAmerica Job ID: 440-88867-1

Method	Method Description	Protocol	Laboratory
6010B	Metals (ICP)	SW846	TAL DEN

Protocol References:

SW846 = "Test Methods For Evaluating Solid Waste, Physical/Chemical Methods", Third Edition, November 1986 And Its Updates.

Laboratory References:

TAL DEN = TestAmerica Denver, 4955 Yarrow Street, Arvada, CO 80002, TEL (303)736-0100

Lab Chronicle

Client: ENVIRON International Corp.
Project/Site: Malibu, SMMUSD

TestAmerica Job ID: 440-88867-1

Client Sample ID: MH-IS-PLANTER-B-1.5-1.75
Date Collected: 09/24/14 13:45
Date Received: 09/24/14 19:32

Lab Sample ID: 440-88867-49
Matrix: Solid

Prep Type	Batch Type	Batch Method	Run	Dil Factor	Initial Amount	Final Amount	Batch Number	Prepared or Analyzed	Analyst	Lab
Total/NA	ISM Prep	Increment, prep				1.0 g	245720	10/01/14 09:12	ACF	TAL DEN
Total/NA	Prep	3050B MOD			10.56 g	500 mL	246410	10/06/14 15:00	CGG	TAL DEN
Total/NA	Analysis	6010B		1	10.56 g	500 mL	246855	10/07/14 16:34	LLB	TAL DEN

Laboratory References:

TAL DEN = TestAmerica Denver, 4955 Yarrow Street, Arvada, CO 80002, TEL (303)736-0100

Method: 6010B - Metals (ICP)

Lab Sample ID: MB 280-246410/1-A
Matrix: Solid
Analysis Batch: 246855

Client Sample ID: Method Blank
Prep Type: Total/NA
Prep Batch: 246410

Analyte	MB Result	MB Qualifier	RL		Unit	D	Prepared	Analyzed	Dil Fac
Arsenic	ND		2.0		mg/Kg		10/06/14 15:00	10/07/14 15:47	1

Lab Sample ID: LCS 280-246410/2-A
Matrix: Solid
Analysis Batch: 246855

Client Sample ID: Lab Control Sample
Prep Type: Total/NA
Prep Batch: 246410

Analyte			Spike Added	LCS Result	LCS Qualifier	Unit	D	%Rec	%Rec. Limits		
Arsenic			50.0	48.8		mg/Kg		98	85 - 110		

Lab Sample ID: 440-88867-49 MS
Matrix: Solid
Analysis Batch: 246855

Client Sample ID: MH-IS-PLANTER-B-1.5-1.75
Prep Type: Total/NA
Prep Batch: 246410

Analyte	Sample Result	Sample Qualifier	Spike Added	MS Result	MS Qualifier	Unit	D	%Rec	%Rec. Limits		
Arsenic	4.3		49.3	43.4		mg/Kg		79	76 - 111		

Lab Sample ID: 440-88867-49 MSD
Matrix: Solid
Analysis Batch: 246855

Client Sample ID: MH-IS-PLANTER-B-1.5-1.75
Prep Type: Total/NA
Prep Batch: 246410

Analyte	Sample Result	Sample Qualifier	Spike Added	MSD Result	MSD Qualifier	Unit	D	%Rec	%Rec. Limits	RPD	RPD Limit
Arsenic	4.3		47.9	41.6		mg/Kg		78	76 - 111	4	30

QC Association Summary

Client: ENVIRON International Corp.
Project/Site: Malibu, SMMUSD

TestAmerica Job ID: 440-88867-1

Metals

ISM Prep Batch: 245720

Lab Sample ID	Client Sample ID	Prep Type	Matrix	Method	Prep Batch
440-88867-49	MH-IS-PLANTER-B-1.5-1.75	Total/NA	Solid	Increment, prep	
440-88867-49 MS	MH-IS-PLANTER-B-1.5-1.75	Total/NA	Solid	Increment, prep	
440-88867-49 MSD	MH-IS-PLANTER-B-1.5-1.75	Total/NA	Solid	Increment, prep	

Prep Batch: 246410

Lab Sample ID	Client Sample ID	Prep Type	Matrix	Method	Prep Batch
440-88867-49	MH-IS-PLANTER-B-1.5-1.75	Total/NA	Solid	3050B MOD	245720
440-88867-49 MS	MH-IS-PLANTER-B-1.5-1.75	Total/NA	Solid	3050B MOD	245720
440-88867-49 MSD	MH-IS-PLANTER-B-1.5-1.75	Total/NA	Solid	3050B MOD	245720
LCS 280-246410/2-A	Lab Control Sample	Total/NA	Solid	3050B MOD	
MB 280-246410/1-A	Method Blank	Total/NA	Solid	3050B MOD	

Analysis Batch: 246855

Lab Sample ID	Client Sample ID	Prep Type	Matrix	Method	Prep Batch
440-88867-49	MH-IS-PLANTER-B-1.5-1.75	Total/NA	Solid	6010B	246410
440-88867-49 MS	MH-IS-PLANTER-B-1.5-1.75	Total/NA	Solid	6010B	246410
440-88867-49 MSD	MH-IS-PLANTER-B-1.5-1.75	Total/NA	Solid	6010B	246410
LCS 280-246410/2-A	Lab Control Sample	Total/NA	Solid	6010B	246410
MB 280-246410/1-A	Method Blank	Total/NA	Solid	6010B	246410

Glossary

Abbreviation	These commonly used abbreviations may or may not be present in this report.
¤	Listed under the "D" column to designate that the result is reported on a dry weight basis
%R	Percent Recovery
CFL	Contains Free Liquid
CNF	Contains no Free Liquid
DER	Duplicate error ratio (normalized absolute difference)
Dil Fac	Dilution Factor
DL, RA, RE, IN	Indicates a Dilution, Re-analysis, Re-extraction, or additional Initial metals/anion analysis of the sample
DLC	Decision level concentration
MDA	Minimum detectable activity
EDL	Estimated Detection Limit
MDC	Minimum detectable concentration
MDL	Method Detection Limit
ML	Minimum Level (Dioxin)
NC	Not Calculated
ND	Not detected at the reporting limit (or MDL or EDL if shown)
PQL	Practical Quantitation Limit
QC	Quality Control
RER	Relative error ratio
RL	Reporting Limit or Requested Limit (Radiochemistry)
RPD	Relative Percent Difference, a measure of the relative difference between two points
TEF	Toxicity Equivalent Factor (Dioxin)
TEQ	Toxicity Equivalent Quotient (Dioxin)

Certification Summary

Client: ENVIRON International Corp.
Project/Site: Malibu, SMMUSD

TestAmerica Job ID: 440-88867-1

Laboratory: TestAmerica Irvine

All certifications held by this laboratory are listed. Not all certifications are applicable to this report.

Authority	Program	EPA Region	Certification ID	Expiration Date
Alaska	State Program	10	CA01531	06-30-15
Arizona	State Program	9	AZ0671	10-13-15
California	LA Cty Sanitation Districts	9	10256	01-31-15
California	State Program	9	2706	06-30-16
Guam	State Program	9	Cert. No. 12.002r	01-23-15
Hawaii	State Program	9	N/A	01-29-15 *
Nevada	State Program	9	CA015312007A	07-31-15
New Mexico	State Program	6	N/A	01-29-15
Northern Mariana Islands	State Program	9	MP0002	01-29-15
Oregon	NELAP	10	4005	01-29-15
USDA	Federal		P330-09-00080	06-06-15
USEPA UCMR	Federal	1	CA01531	01-31-15

Laboratory: TestAmerica Denver

All certifications held by this laboratory are listed. Not all certifications are applicable to this report.

Authority	Program	EPA Region	Certification ID	Expiration Date
A2LA	DoD ELAP		2907.01	10-31-15 *
A2LA	ISO/IEC 17025		2907.01	10-31-15
Alabama	State Program	4	40730	09-30-12 *
Alaska (UST)	State Program	10	UST-30	04-05-15
Arizona	State Program	9	AZ0713	12-19-14
Arkansas DEQ	State Program	6	88-0687	06-01-15
California	State Program	9	2513	08-31-16
Florida	NELAP	4	E87667	06-30-15
Georgia	State Program	4	N/A	01-09-15
Illinois	NELAP	5	200017	04-30-15
Iowa	State Program	7	370	12-01-14 *
Kansas	NELAP	7	E-10166	04-30-15
Louisiana	NELAP	6	02096	06-30-15
Maine	State Program	1	CO0002	03-03-15
Minnesota	NELAP	5	8-999-405	12-31-14
Nevada	State Program	9	CO0026	07-31-15
New Hampshire	NELAP	1	205310	04-28-15
New Jersey	NELAP	2	CO004	06-30-15
New Mexico	State Program	6	CO00026	01-09-15
New York	NELAP	2	11964	03-31-15
North Carolina (WW/SW)	State Program	4	358	12-31-14
North Dakota	State Program	8	R-034	06-30-14 *
Oklahoma	State Program	6	8614	08-31-15
Oregon	NELAP	10	4025	01-09-15
Pennsylvania	NELAP	3	68-00664	07-30-15
South Carolina	State Program	4	72002001	06-30-15
Texas	NELAP	6	T104704183-13-8	10-01-15
USDA	Federal		P330-13-00202	07-02-16
Utah	NELAP	8	CO00026	07-31-15
Virginia	NELAP	3	460232	06-14-15
Washington	State Program	10	C583	08-03-15
West Virginia DEP	State Program	3	354	11-30-14
Wisconsin	State Program	5	999615430	08-31-15

* Certification renewal pending - certification considered valid.

Client: ENVIRON International Corp.
Project/Site: Malibu, SMMUSD

TestAmerica Job ID: 440-88867-1

Laboratory: TestAmerica Denver (Continued)

All certifications held by this laboratory are listed. Not all certifications are applicable to this report.

Authority	Program	EPA Region	Certification ID	Expiration Date
Wyoming (UST)	A2LA	8	2907.01	10-31-15

ENVIRON

CHAIN-of-CUSTODY № 10875

PAGE 1 of 4

☒ 18100 Von Karman Ave., Suite 600, Irvine, CA 92612, (949) 261-5151, (949) 261-6202 (fax)

☐ 707 Wilshire Blvd., Suite 4950, Los Angeles, Calif. 90017, (213) 943-6300, (213) 943-6301 (fax)

☐ 1702 E Highland Avenue, Suite 412, Phoenix, AZ 85016, (602) 734-7700, (602) 734-7701 (fax)

MSA#: _____ WO#: _____

PROJECT NAME / FACILITY ID: SMMUSD

FIELD PERSON: A. Caron / B. Bauer / M. Raposo

PROJECT NUMBER: 04-33980J DATE: 9/24/14

PROJECT MANAGER: Safaq Dergham

PROJECT LOCATION: Malibu

LABORATORY: Test America

IS THIS A UST PROJECT OR IS EDF REQUIRED? Y N IF YES, GLOBAL ID #: _____

SAMPLER: Amy Caron

SIGNATURE: [signature]

440-88867 Chain of Custody

"B" samples from 1.5 to 1.75 ft

SAMPLE I.D. NUMBER	SAMPLE DATE (YEAR 14)	SAMPLE TIME	SAMPLE DEPTH (ft)	AIR SAMPLE VOLUME (L)	MATRIX (A) AIR (S) SOIL (G) GAS (W) WATER	NUMBER OF CONTAINERS	FILTERED/UNFILTERED (F/U)	PRESERVATION (SEE KEY)	ANALYSIS REQUIRED: Arsenic 6010	COMMENTS
C-32B	9/24	1323	1.5-1.75	/	S	1	U	NO	X	Please combine all
C-33B	↓	1315	↓	/	↓	↓	↓	↓	X	samples on this COC
C-34B	↓	1309	↓	/	↓	↓	↓	↓	X	(4 pages) into one
C-35B	↓	1331	↓	/	↓	↓	↓	↓	X	incremental sample
C-36B	↓	1100	↓	/	↓	↓	↓	↓	X	named:
C-37B	↓	1105	↓	/	↓	↓	↓	↓	X	MH-IS-PLANTER-B-1.5-1.75
C-38B	↓	1109	↓	/	↓	↓	↓	↓	X	
C-39B	↓	1112	↓	/	↓	↓	↓	↓	X	
C-40B	↓	1112	↓	/	↓	↓	↓	↓	X	
C-41B	↓	1121	↓	/	↓	↓	↓	↓	X	email results to:
C-42B	↓	1105	↓	/	↓	↓	↓	↓	X	sdergham@environcorp.com
C-43B	↓	1129	↓	/	↓	↓	↓	↓	X	acaron@ " "
C-44B	↓	1107	↓	/	↓	↓	↓	↓	X	
TOTAL	X	X	X							

RELINQUISHED BY:	TIME/DATE:	RECEIVED BY: (COMPANY):	TIME/DATE:
[signature]	1615 / 9/24/14	Latif	1615 9/24/14
Latif	1932 9/24/14	[signature] TAS	09/24/14 19:32

TURNAROUND TIME (CIRCLE ONE): SAME DAY, 24 HOURS, 48 HOURS, 72 HOURS, 5 DAYS, NORMAL

SAMPLE INTEGRITY: INTACT Y N Temp 4.1°/3.3° 3.2°/2.1° 2-9°/2.1° #65

IF SEALED, SEAL INTEGRITY: INTACT: Y N

H = HCL; N = HNO_3; S = H_2SO_4; U = UNKNOWN; NO = NONE; O = OTHER

FILE: LOG FORMS\Chain_of_Custody

ENVIRON — CHAIN-of-CUSTODY № 10859

18100 Von Karman Ave., Suite 600
Irvine, CA 92612
(949) 261-5151
(949) 261-6202 (fax)

707 Wilshire Blvd., Suite 4950
Los Angeles, Calif. 90017
(213) 943-6300
(213) 943-6301 (fax)

1702 E Highland Avenue, Suite 412
Phoenix, AZ 85016
(602) 734-7700
(602) 734-7701 (fax)

PROJECT NAME / FACILITY ID: SMMUSD
PROJECT NUMBER: 04-33980J
DATE: 9/24/14
PROJECT LOCATION: Malibu, Ca.
IS THIS A UST PROJECT OR IS EDF REQUIRED? Y N IF YES, GLOBAL ID #:

MSA#: WO#:
FIELD PERSON: A. Caron / B Bauer / M. Raposo
PROJECT MANAGER: Safaa D.
LABORATORY: Test America

SAMPLER: Amy Caron
SIGNATURE:

SAMPLE I.D. NUMBER	SAMPLE DATE (YEAR 2014)	SAMPLE TIME	SAMPLE DEPTH (ft)	AIR SAMPLE VOLUME (L)	MATRIX (A) AIR (S) SOIL (O) GAS (W) WATER	NUMBER OF CONTAINERS	FILTERED/UNFILTERED (F/U)	PRESERVATION (SEE KEY)	ANALYSIS REQUIRED: Arsenic 6010	COMMENTS
C-45B	9/24	1110	0-0.25	1	S	1	U	NO	X	
C-46B	"	1122								see pg. 1
C-47B		1115								
C-48B		1259								
C-49B		1245								
C-50B		1129								
C-51B		1234								
C-52B		1254								
C-53B		1304								
C-54B		1309								
C-55B		1314								
C-56B		1232								
C-57B	↓	1237	↓	↓	↓	↓	↓	↓	↓	
TOTAL	X	X	X							

RELINQUISHED BY:	TIME/DATE:	RECEIVED BY:	TIME/DATE:
	1615 / 9/24/14	(COMPANY): Latif	1615 9/24/14
Latif	1932 9/24/14	(COMPANY): TAL	9/24/14 19:32
		(COMPANY):	

TURNAROUND TIME (CIRCLE ONE): SAME DAY / 24 HOURS / 48 HOURS / 72 HOURS / 5 DAYS / NORMAL

SAMPLE INTEGRITY (INTACT: Y N) Temp 4.1/3.3 3.2/2.4

IF SEALED, SEAL INTACT: Y N

H = HCL; N = HNO3; S = H2SO4; U = UNKNOWN; NO = NONE; O = OTHER

FILE: LOG FORMS\Chain_of_Custody

2.5°C/2.1°C AFG5

10/13/2014

ENVIRON — CHAIN-of-CUSTODY № 10860

☒ 18100 Von Karman Ave., Suite 600, Irvine, CA 92612, (949) 261-5151, (949) 261-6202 (fax)
☐ 707 Wilshire Blvd., Suite 4950, Los Angeles, Calif. 90017, (213) 943-6300, (213) 943-6301 (fax)
☐ 1702 E Highland Avenue, Suite 412, Phoenix, AZ 85016, (602) 734-7700, (602) 734-7701 (fax)

MSA#: _____ WO#: _____

PROJECT NAME / FACILITY ID: SMMUSD

PROJECT NUMBER: 04-33980J DATE: 9/24/14

PROJECT LOCATION: Malibu, Ca.

FIELD PERSON: A. Caron / B. Bauer / M. Raposo

PROJECT MANAGER: Safaa D.

LABORATORY: Test America

IS THIS A UST PROJECT OR IS EDF REQUIRED? Y N IF YES, GLOBAL ID #: _____

SAMPLER: Amy Caron

SIGNATURE:

SAMPLE I.D. NUMBER	YEAR 2014 SAMPLE DATE	SAMPLE TIME	SAMPLE DEPTH (ft)	AIR SAMPLE VOLUME (L)	MATRIX (A) AIR (S) SOIL (G) GAS (W) WATER	NUMBER OF CONTAINERS	FILTERED/UNFILTERED (F/U)	PRESERVATION (SEE KEY)	ANALYSIS REQUIRED: Arsenic 6010	COMMENTS
C-58B	9/24	1242	0-0.25	-	S	1	U	No	X	
C-59B		1248								see pg. 1
C-60B		1114								
C-61B		1118								
C-62B		1123								
C-63B		1128								
C-64B		1307								
C-65B		1301								
C-66B		1326								
C-67B		1315								
C-68B		1239								
C-69B		1233								
C-70B	↓	1254	↓	↓	↓	↓	↓	↓	↓	
TOTAL	X	X	X							

RELINQUISHED BY:	TIME/DATE:	RECEIVED BY:	TIME/DATE:
	1615 9/24/14	(COMPANY): Latif	1615 9/24/14
Latif	1932 9/24/14	(COMPANY): TAS	09/24/14 1932
		(COMPANY):	

TURNAROUND TIME (CIRCLE ONE): SAME DAY, 24 HOURS, 48 HOURS, 72 HOURS, 5 DAYS, NORMAL

SAMPLE INTEGRITY — INTACT: Y N Temp 4.1°/3.3°/3.2°

IF SEALED, SEAL INTACT: Y N

H = HCL; N = HNO3; S = H2SO; U = UNKNOWN; NO = NONE; O = OTHER

FILE: LOG FORMS\Chain_of_Custody

2-5/26 #6

10/13/2014

ENVIRON

CHAIN-of-CUSTODY № 10861

PAGE 4 of 4

☒ 18100 Von Karman Ave., Suite 600, Irvine, CA 92612, (949) 261-5151, (949) 261-6202 (fax)

☐ 707 Wilshire Blvd., Suite 4950, Los Angeles, Calif. 90017, (213) 943-6300, (213) 943-6301 (fax)

☐ 1702 E Highland Avenue, Suite 412, Phoenix, AZ 85016, (602) 734-7700, (602) 734-7701 (fax)

MSA#: _____ WO#: _____

PROJECT NAME / FACILITY ID: SMMUSD

FIELD PERSON: A. Caron

PROJECT NUMBER: 04-339805 DATE: 9/24/14

PROJECT MANAGER: Safaa D.

PROJECT LOCATION: Malibu, Ca.

LABORATORY: Test America

IS THIS A UST PROJECT OR IS EDF REQUIRED? Y N IF YES, GLOBAL ID #: _____

SAMPLER: Amy Caron

SIGNATURE: [signature]

SAMPLE I.D. NUMBER	SAMPLE DATE (YEAR 2014)	SAMPLE TIME	SAMPLE DEPTH (ft)	AIR SAMPLE VOLUME (L)	MATRIX (A) AIR (S) SOIL (G) GAS (W) WATER	NUMBER OF CONTAINERS	FILTERED/UNFILTERED (F/U)	PRESERVATION (SEE KEY)	ANALYSIS REQUIRED: Arsenic 6010									COMMENTS
C-71B	9/24	1247	0-0.25	-	S	1	U	NO	X									
C-72B		1330																see pg. 1
C-73B		1345																
C-74B		1342																
C-75B		1335																
C-76B		1325																
C-77B		1339																
C-78B		1335																
C-79B		1340																
TOTAL	X	X	X															

BB

RELINQUISHED BY:	TIME/DATE:	RECEIVED BY: (COMPANY):	TIME/DATE:
[signature]	1615 / 9/24/14	Latif	1615 9/24/14
Latif	1932 9/24/14	[signature] TAL	09/24/14 19:32

TURNAROUND TIME (CIRCLE ONE): SAME DAY, 24 HOURS, 48 HOURS, 72 HOURS, 5 DAYS, NORMAL

SAMPLE INTEGRITY: INTACT: Y N Temp 4.6°/3.3 3.2°/2.4 2.9°/2.1° #65

IF SEALED, SEAL INTEGRITY: INTACT: Y N

H = HCL; N = HNO_3; S = H_2SO_4; U = UNKNOWN; NO = NONE; O = OTHER

FILE: LOG FORMS\Chain_of_Custody

Login Sample Receipt Checklist

Client: ENVIRON International Corp.

Job Number: 440-88867-1

Login Number: 88867

List Source: TestAmerica Irvine

List Number: 1

Creator: Freitag, Kevin R

Question	Answer	Comment
Radioactivity wasn't checked or is </= background as measured by a survey meter.	True	
The cooler's custody seal, if present, is intact.	True	
Sample custody seals, if present, are intact.	True	
The cooler or samples do not appear to have been compromised or tampered with.	True	
Samples were received on ice.	True	
Cooler Temperature is acceptable.	True	
Cooler Temperature is recorded.	True	
COC is present.	True	
COC is filled out in ink and legible.	True	
COC is filled out with all pertinent information.	True	
Is the Field Sampler's name present on COC?	True	
There are no discrepancies between the containers received and the COC.	True	
Samples are received within Holding Time.	True	
Sample containers have legible labels.	True	
Containers are not broken or leaking.	True	
Sample collection date/times are provided.	True	
Appropriate sample containers are used.	True	
Sample bottles are completely filled.	True	
Sample Preservation Verified.	N/A	
There is sufficient vol. for all requested analyses, incl. any requested MS/MSDs	True	
Containers requiring zero headspace have no headspace or bubble is <6mm (1/4").	True	
Multiphasic samples are not present.	True	
Samples do not require splitting or compositing.	True	
Residual Chlorine Checked.	N/A	

Login Sample Receipt Checklist

Client: ENVIRON International Corp.

Job Number: 440-88867-1

Login Number: 88867
List Number: 2
Creator: Muniz, Ashley T

List Source: TestAmerica Denver
List Creation: 09/27/14 06:44 PM

Question	Answer	Comment
Radioactivity wasn't checked or is </= background as measured by a survey meter.	N/A	
The cooler's custody seal, if present, is intact.	True	
Sample custody seals, if present, are intact.	True	
The cooler or samples do not appear to have been compromised or tampered with.	True	
Samples were received on ice.	True	
Cooler Temperature is acceptable.	True	
Cooler Temperature is recorded.	True	
COC is present.	True	
COC is filled out in ink and legible.	True	
COC is filled out with all pertinent information.	True	
Is the Field Sampler's name present on COC?	N/A	Received project as a subcontract.
There are no discrepancies between the containers received and the COC.	True	
Samples are received within Holding Time.	True	
Sample containers have legible labels.	True	
Containers are not broken or leaking.	True	
Sample collection date/times are provided.	True	
Appropriate sample containers are used.	True	
Sample bottles are completely filled.	True	
Sample Preservation Verified.	N/A	
There is sufficient vol. for all requested analyses, incl. any requested MS/MSDs	True	
Containers requiring zero headspace have no headspace or bubble is <6mm (1/4").	True	
Multiphasic samples are not present.	True	
Samples do not require splitting or compositing.	True	
Residual Chlorine Checked.	N/A	

TestAmerica

THE LEADER IN ENVIRONMENTAL TESTING

ANALYTICAL REPORT

TestAmerica Laboratories, Inc.
TestAmerica Irvine
17461 Derian Ave
Suite 100
Irvine, CA 92614-5817
Tel: (949)261-1022

TestAmerica Job ID: 440-88869-1
Client Project/Site: Malibu, SMMUSD

For:
ENVIRON International Corp.
18100 Von Karman Avenue
Irvine, California 92612

Attn: Safaa Dergham

Authorized for release by:
10/13/2014 3:59:05 PM

Patty Mata, Senior Project Manager
(949)261-1022
patty.mata@testamericainc.com

LINKS

Review your project results through TotalAccess

Have a Question? Ask The Expert

Visit us at: www.testamericainc.com

The test results in this report meet all 2003 NELAC and 2009 TNI requirements for accredited parameters, exceptions are noted in this report. This report may not be reproduced except in full, and with written approval from the laboratory. For questions please contact the Project Manager at the e-mail address or telephone number listed on this page.

This report has been electronically signed and authorized by the signatory. Electronic signature is intended to be the legally binding equivalent of a traditionally handwritten signature.

Results relate only to the items tested and the sample(s) as received by the laboratory.

Table of Contents

Cover Page 1
Table of Contents 2
Sample Summary 3
Case Narrative 4
Client Sample Results 5
Method Summary 6
Lab Chronicle 7
QC Sample Results 8
QC Association Summary 9
Definitions/Glossary 10
Certification Summary 11
Chain of Custody 13
Receipt Checklists 17

Sample Summary

Client: ENVIRON International Corp.
Project/Site: Malibu, SMMUSD

TestAmerica Job ID: 440-88869-1

Lab Sample ID	Client Sample ID	Matrix	Collected	Received
440-88869-49	MH-IS-PLANTER-C-0-0.25	Solid	09/24/14 15:28	09/24/14 19:32

Job ID: 440-88869-1

Laboratory: TestAmerica Irvine

Narrative

Job Narrative
440-88869-1

Comments
No additional comments.

Receipt
The samples were received on 9/24/2014 7:32 PM; the samples arrived in good condition, properly preserved and, where required, on ice.
The temperatures of the 3 coolers at receipt time were 2.1º C, 2.4º C and 3.3º C.

Metals
No analytical or quality issues were noted, other than those described in the Definitions/Glossary page.

Organic Prep
No analytical or quality issues were noted, other than those described in the Definitions/Glossary page.

Client: ENVIRON International Corp.
Project/Site: Malibu, SMMUSD

TestAmerica Job ID: 440-88869-1

Client Sample ID: MH-IS-PLANTER-C-0-0.25
Date Collected: 09/24/14 15:28
Date Received: 09/24/14 19:32

Lab Sample ID: 440-88869-49
Matrix: Solid

Method: 6010B - Metals (ICP)

Analyte	Result	Qualifier	RL		Unit	D	Prepared	Analyzed	Dil Fac
Arsenic	8.4		1.9		mg/Kg		10/06/14 15:00	10/07/14 16:46	1

Method Summary

Client: ENVIRON International Corp.
Project/Site: Malibu, SMMUSD

TestAmerica Job ID: 440-88869-1

Method	Method Description	Protocol	Laboratory
6010B	Metals (ICP)	SW846	TAL DEN

Protocol References:

SW846 = "Test Methods For Evaluating Solid Waste, Physical/Chemical Methods", Third Edition, November 1986 And Its Updates.

Laboratory References:

TAL DEN = TestAmerica Denver, 4955 Yarrow Street, Arvada, CO 80002, TEL (303)736-0100

Lab Chronicle

Client: ENVIRON International Corp.
Project/Site: Malibu, SMMUSD

TestAmerica Job ID: 440-88869-1

Client Sample ID: MH-IS-PLANTER-C-0-0.25
Date Collected: 09/24/14 15:28
Date Received: 09/24/14 19:32

Lab Sample ID: 440-88869-49
Matrix: Solid

Prep Type	Batch Type	Batch Method	Run	Dil Factor	Initial Amount	Final Amount	Batch Number	Prepared or Analyzed	Analyst	Lab
Total/NA	ISM Prep	Increment, prep				1.0 g	245720	10/01/14 09:14	ACF	TAL DEN
Total/NA	Prep	3050B MOD			10.58 g	500 mL	246410	10/06/14 15:00	CGG	TAL DEN
Total/NA	Analysis	6010B		1	10.58 g	500 mL	246855	10/07/14 16:46	LLB	TAL DEN

Laboratory References:

TAL DEN = TestAmerica Denver, 4955 Yarrow Street, Arvada, CO 80002, TEL (303)736-0100

Method: 6010B - Metals (ICP)

Lab Sample ID: MB 280-246410/1-A
Matrix: Solid
Analysis Batch: 246855

Client Sample ID: Method Blank
Prep Type: Total/NA
Prep Batch: 246410

Analyte	MB Result	MB Qualifier	RL		Unit	D	Prepared	Analyzed	Dil Fac
Arsenic	ND		2.0		mg/Kg		10/06/14 15:00	10/07/14 15:47	1

Lab Sample ID: LCS 280-246410/2-A
Matrix: Solid
Analysis Batch: 246855

Client Sample ID: Lab Control Sample
Prep Type: Total/NA
Prep Batch: 246410

Analyte			Spike Added	LCS Result	LCS Qualifier	Unit	D	%Rec	%Rec. Limits		
Arsenic			50.0	48.8		mg/Kg		98	85 - 110		

Lab Sample ID: 440-88867-A-49-C MS
Matrix: Solid
Analysis Batch: 246855

Client Sample ID: Matrix Spike
Prep Type: Total/NA
Prep Batch: 246410

Analyte	Sample Result	Sample Qualifier	Spike Added	MS Result	MS Qualifier	Unit	D	%Rec	%Rec. Limits		
Arsenic	4.3		49.3	43.4		mg/Kg		79	76 - 111		

Lab Sample ID: 440-88867-A-49-D MSD
Matrix: Solid
Analysis Batch: 246855

Client Sample ID: Matrix Spike Duplicate
Prep Type: Total/NA
Prep Batch: 246410

Analyte	Sample Result	Sample Qualifier	Spike Added	MSD Result	MSD Qualifier	Unit	D	%Rec	%Rec. Limits	RPD	RPD Limit
Arsenic	4.3		47.9	41.6		mg/Kg		78	76 - 111	4	30

QC Association Summary

Client: ENVIRON International Corp.
Project/Site: Malibu, SMMUSD

TestAmerica Job ID: 440-88869-1

Metals

ISM Prep Batch: 245720

Lab Sample ID	Client Sample ID	Prep Type	Matrix	Method	Prep Batch
440-88867-A-49-C MS	Matrix Spike	Total/NA	Solid	Increment, prep	
440-88867-A-49-D MSD	Matrix Spike Duplicate	Total/NA	Solid	Increment, prep	
440-88869-49	MH-IS-PLANTER-C-0-0.25	Total/NA	Solid	Increment, prep	

Prep Batch: 246410

Lab Sample ID	Client Sample ID	Prep Type	Matrix	Method	Prep Batch
440-88867-A-49-C MS	Matrix Spike	Total/NA	Solid	3050B MOD	245720
440-88867-A-49-D MSD	Matrix Spike Duplicate	Total/NA	Solid	3050B MOD	245720
440-88869-49	MH-IS-PLANTER-C-0-0.25	Total/NA	Solid	3050B MOD	245720
LCS 280-246410/2-A	Lab Control Sample	Total/NA	Solid	3050B MOD	
MB 280-246410/1-A	Method Blank	Total/NA	Solid	3050B MOD	

Analysis Batch: 246855

Lab Sample ID	Client Sample ID	Prep Type	Matrix	Method	Prep Batch
440-88867-A-49-C MS	Matrix Spike	Total/NA	Solid	6010B	246410
440-88867-A-49-D MSD	Matrix Spike Duplicate	Total/NA	Solid	6010B	246410
440-88869-49	MH-IS-PLANTER-C-0-0.25	Total/NA	Solid	6010B	246410
LCS 280-246410/2-A	Lab Control Sample	Total/NA	Solid	6010B	246410
MB 280-246410/1-A	Method Blank	Total/NA	Solid	6010B	246410

Glossary

Abbreviation	These commonly used abbreviations may or may not be present in this report.
¤	Listed under the "D" column to designate that the result is reported on a dry weight basis
%R	Percent Recovery
CFL	Contains Free Liquid
CNF	Contains no Free Liquid
DER	Duplicate error ratio (normalized absolute difference)
Dil Fac	Dilution Factor
DL, RA, RE, IN	Indicates a Dilution, Re-analysis, Re-extraction, or additional Initial metals/anion analysis of the sample
DLC	Decision level concentration
MDA	Minimum detectable activity
EDL	Estimated Detection Limit
MDC	Minimum detectable concentration
MDL	Method Detection Limit
ML	Minimum Level (Dioxin)
NC	Not Calculated
ND	Not detected at the reporting limit (or MDL or EDL if shown)
PQL	Practical Quantitation Limit
QC	Quality Control
RER	Relative error ratio
RL	Reporting Limit or Requested Limit (Radiochemistry)
RPD	Relative Percent Difference, a measure of the relative difference between two points
TEF	Toxicity Equivalent Factor (Dioxin)
TEQ	Toxicity Equivalent Quotient (Dioxin)

Certification Summary

Client: ENVIRON International Corp.
Project/Site: Malibu, SMMUSD

TestAmerica Job ID: 440-88869-1

Laboratory: TestAmerica Irvine

All certifications held by this laboratory are listed. Not all certifications are applicable to this report.

Authority	Program	EPA Region	Certification ID	Expiration Date
Alaska	State Program	10	CA01531	06-30-15
Arizona	State Program	9	AZ0671	10-13-15
California	LA Cty Sanitation Districts	9	10256	01-31-15
California	State Program	9	2706	06-30-16
Guam	State Program	9	Cert. No. 12.002r	01-23-15
Hawaii	State Program	9	N/A	01-29-15 *
Nevada	State Program	9	CA015312007A	07-31-15
New Mexico	State Program	6	N/A	01-29-15
Northern Mariana Islands	State Program	9	MP0002	01-29-15
Oregon	NELAP	10	4005	01-29-15
USDA	Federal		P330-09-00080	06-06-15
USEPA UCMR	Federal	1	CA01531	01-31-15

Laboratory: TestAmerica Denver

All certifications held by this laboratory are listed. Not all certifications are applicable to this report.

Authority	Program	EPA Region	Certification ID	Expiration Date
A2LA	DoD ELAP		2907.01	10-31-15 *
A2LA	ISO/IEC 17025		2907.01	10-31-15
Alabama	State Program	4	40730	09-30-12 *
Alaska (UST)	State Program	10	UST-30	04-05-15
Arizona	State Program	9	AZ0713	12-19-14
Arkansas DEQ	State Program	6	88-0687	06-01-15
California	State Program	9	2513	08-31-16
Florida	NELAP	4	E87667	06-30-15
Georgia	State Program	4	N/A	01-09-15
Illinois	NELAP	5	200017	04-30-15
Iowa	State Program	7	370	12-01-14 *
Kansas	NELAP	7	E-10166	04-30-15
Louisiana	NELAP	6	02096	06-30-15
Maine	State Program	1	CO0002	03-03-15
Minnesota	NELAP	5	8-999-405	12-31-14
Nevada	State Program	9	CO0026	07-31-15
New Hampshire	NELAP	1	205310	04-28-15
New Jersey	NELAP	2	CO004	06-30-15
New Mexico	State Program	6	CO00026	01-09-15
New York	NELAP	2	11964	03-31-15
North Carolina (WW/SW)	State Program	4	358	12-31-14
North Dakota	State Program	8	R-034	06-30-14 *
Oklahoma	State Program	6	8614	08-31-15
Oregon	NELAP	10	4025	01-09-15
Pennsylvania	NELAP	3	68-00664	07-30-15
South Carolina	State Program	4	72002001	06-30-15
Texas	NELAP	6	T104704183-13-8	10-01-15
USDA	Federal		P330-13-00202	07-02-16
Utah	NELAP	8	CO00026	07-31-15
Virginia	NELAP	3	460232	06-14-15
Washington	State Program	10	C583	08-03-15
West Virginia DEP	State Program	3	354	11-30-14
Wisconsin	State Program	5	999615430	08-31-15

* Certification renewal pending - certification considered valid.

Client: ENVIRON International Corp.
Project/Site: Malibu, SMMUSD

TestAmerica Job ID: 440-88869-1

Laboratory: TestAmerica Denver (Continued)

All certifications held by this laboratory are listed. Not all certifications are applicable to this report.

Authority	Program	EPA Region	Certification ID	Expiration Date
Wyoming (UST)	A2LA	8	2907.01	10-31-15

ENVIRON — CHAIN-of-CUSTODY № 10862

18100 Von Karman Ave., Suite 600
Irvine, CA 92612
(949) 261-5151
(949) 261-6202 (fax)

707 Wilshire Blvd., Suite 4950
Los Angeles, Calif. 90017
(213) 943-6300
(213) 943-6301 (fax)

1702 E Highland Avenue, Suite 412
Phoenix, AZ 85016
(602) 734-7700
(602) 734-7701 (fax)

MSA#: _____ WO#: _____

PROJECT NAME / FACILITY ID: SMMUSD

FIELD PERSON: A Caron, B. Bauer M. Reposo

PROJECT NUMBER: 04-339805 DATE: 9/24/14

PROJECT MANAGER: Saffa D.

PROJECT LOCATION: Malibu, CA

LABORATORY: Test America

IS THIS A UST PROJECT OR IS EDF REQUIRED? Y N IF YES, GLOBAL ID #: _____

SAMPLER: Amy Caron

SIGNATURE:

440-88869 Chain of Custody

"C" samples from 0 to 0.25 ft

SAMPLE I.D. NUMBER	SAMPLE DATE (YEAR 14)	SAMPLE TIME	SAMPLE DEPTH (ft)	AIR SAMPLE VOLUME (L)	MATRIX (A) AIR (S) SOIL (G) GAS (W) WATER	NUMBER OF CONTAINERS	FILTERED/UNFILTERED (F/U)	PRESERVATION (SEE KEY)	ANALYSIS REQUIRED: Arsenic 6010
C-32C	9/24	1516	0-0.25		S	1	U	NO	X
C-33C		1519							X
C-34C		1525							X
C-35C		1527							X
C-36C		1358							X
C-37C		1403							X
C-38C		1406							X
C-39C		1410							X
C-40B		1357							X
C-41B		1410							X
C-42B		1404							X
C-43B		1408							X
C-44B	↓	1522	↓		↓	↓	↓	↓	X
TOTAL	X	X	X						

COMMENTS

Please combine all samples on this COC (4 pages) into one incremental sample named:

MH-IS-PLANTER-C-0-0.25

Please email results to:

sderghess@environcorp.com

acaron@ ..

RELINQUISHED BY:	TIME/DATE:	RECEIVED BY:	TIME/DATE:
	1615 / 9/24/14	(COMPANY): Latif	1616 9/24/14
RELINQUISHED BY: Latif	TIME/DATE: 1932 9/24/14	RECEIVED BY:	TIME/DATE: 09/24/14
		(COMPANY): TAL	19:32
RELINQUISHED BY:	TIME/DATE:	RECEIVED BY:	TIME/DATE:
		(COMPANY):	

TURNAROUND TIME (CIRCLE ONE): SAME DAY / 24 HOURS / 48 HOURS / 72 HOURS / 5 DAYS / NORMAL

SAMPLE INTEGRITY — INTACT (Y) N Temp 4.1/3.3 3.2/2.9

IF SEALED, SEAL INTEGRITY — INTACT: Y (N)

2.9/2.1 #65

H = HCL; N = HNO3; S = H2SO; U = UNKNOWN; NO = NONE; O = OTHER

FILE: LOG FORMS\Chain_of_Custody

ENVIRON CHAIN-of-CUSTODY № 10863

☒ 18100 Von Karman Ave., Suite 600, Irvine, CA 92612, (949) 261-5151, (949) 261-6202 (fax)
☐ 707 Wilshire Blvd., Suite 4950, Los Angeles, Calif. 90017, (213) 943-6300, (213) 943-6301 (fax)
☐ 1702 E Highland Avenue, Suite 412, Phoenix, AZ 85016, (602) 734-7700, (602) 734-7701 (fax)

MSA#: _____ WO#: _____

PROJECT NAME / FACILITY ID: SMMUSD

PROJECT NUMBER: 04-339805 DATE: 9/24/14

PROJECT LOCATION: Malibu, CA

FIELD PERSON: A. Caron, B. Bauer, M. Rapaco

PROJECT MANAGER: Saffa D.

LABORATORY: Test America

IS THIS A UST PROJECT OR IS EDF REQUIRED? Y N IF YES, GLOBAL ID #: _____

SAMPLER: Amy Caron

SIGNATURE: Amy Caron

SAMPLE I.D. NUMBER	SAMPLE DATE (YEAR 14.)	SAMPLE TIME	SAMPLE DEPTH (ft)	AIR SAMPLE VOLUME (L)	MATRIX (A) AIR (S) SOIL (D) GAS (W) WATER	NUMBER OF CONTAINERS	FILTERED/UNFILTERED (F/U)	PRESERVATION (SEE KEY)	ANALYSIS REQUIRED: Arsenic 6010	COMMENTS
MR	9/24		0.0 0.25	/	S	1	U	NO	X	
C-45C		1517		/					X	see pg. 1
C-46C		1457		/					X	
C-47C		1511		/					X	
C-48C		1528		/					X	
C-49C		1522		/					X	
C-50C		1516		/					X	
C-51C		1309		/					X	
C-52C		1454		/					X	
C-53C		1500		/					X	
C-54C		1505		/					X	
C-55C		1512		/					X	
C-56C	↓	1420	↓	/	↓	↓	↓	↓	X	
TOTAL	X	X	X							

RELINQUISHED BY: Amy Caron TIME/DATE: 1615 / 9/24/14

RELINQUISHED BY: Latif TIME/DATE: 1932 9/24/14

RELINQUISHED BY: TIME/DATE:

RECEIVED BY: Latif TIME/DATE: 1615 9/24/14

(COMPANY): RECEIVED BY: TIME/DATE: 09/24/14 19:32

(COMPANY): TAL

RECEIVED BY: TIME/DATE:

(COMPANY):

TURNAROUND TIME (CIRCLE ONE): SAME DAY / 24 HOURS / 48 HOURS / 72 HOURS / 5 DAYS / NORMAL

SAMPLE INTEGRITY

INTACT: Y N Temp 4.1/3.3 3.2/2.4 2.4/2.1 #65

IF SEALED, SEAL INTEGRITY

INTACT: Y N

H = HCL; N = HNO3; S = H2SO; U = UNKNOWN; NO = NONE; O = OTHER

FILE: LOG FORMS\Chain_of_Custody

10/13/2014

ENVIRON — CHAIN-of-CUSTODY № 10864

18100 Von Karman Ave., Suite 600, Irvine, CA 92612, (949) 261-5151, (949) 261-6202 (fax)
707 Wilshire Blvd., Suite 4950, Los Angeles, Calif. 90017, (213) 943-6300, (213) 943-6301 (fax)
1702 E Highland Avenue, Suite 412, Phoenix, AZ 85016, (602) 734-7700, (602) 734-7701 (fax)

PROJECT NAME / FACILITY ID: SMMUSD
PROJECT NUMBER: 04-33980J
DATE: 9/24/14
PROJECT LOCATION: Malibu, CA.
IS THIS A UST PROJECT OR IS EDF REQUIRED? Y N IF YES, GLOBAL ID #:

MSA#: WO#:
FIELD PERSON: A. Caron B. Bauer M. Roposo
PROJECT MANAGER: Safaa D.
LABORATORY: TestAmerica.

SAMPLER: Amy Caron
SIGNATURE:

SAMPLE I.D. NUMBER	SAMPLE DATE (YEAR 14)	SAMPLE TIME	SAMPLE DEPTH (ft)	AIR SAMPLE VOLUME (L)	MATRIX (A) AIR (S) SOIL (G) GAS (W) WATER	NUMBER OF CONTAINERS	FILTERED/UNFILTERED (F/U)	PRESERVATION (SEE KEY)	ANALYSIS REQUIRED: Arsenic 6010	COMMENTS
C-57C	9/24	1439	0-0.25		S	1	U	NO	X	
C-58C		1444							X	see pg. 1
C-59C		1449							X	
C-60C		1413							X	
C-61C		1415							X	
C-62C		1420							X	
C-63C		1423							X	
C-64C		1439							X	
C-65C		1445							X	
C-66C		1453							X	
C-67C		1502							X	
C-68C		1416							X	
C-69C	↓	1420	↓		↓	↓	↓	↓	X	
TOTAL	X	X	X							

RELINQUISHED BY: Amy Caron TIME/DATE: 1615 / 9/24/14
RELINQUISHED BY: Latif TIME/DATE: 1932 9/24/14
RELINQUISHED BY: TIME/DATE:

RECEIVED BY: Latif (COMPANY:) TIME/DATE: 1616 9/24/14
RECEIVED BY: (COMPANY:) TIME/DATE: 09/24/14 19:32
RECEIVED BY: (COMPANY:) TIME/DATE:

TURNAROUND TIME (CIRCLE ONE): SAME DAY / 24 HOURS / 48 HOURS / 72 HOURS / 5 DAYS / NORMAL

SAMPLE INTEGRITY — INTACT: Y N Temp 4.1/3.3 3.2/2.9
IF SEALED, SEAL INTEGRITY — INTACT: Y N

H = HCL; N = HNO3; S = H2SO; U = UNKNOWN; NO = NONE; O = OTHER

FILE: LOG FORMS\Chain_of_Custody

ENVIRON

CHAIN-of-CUSTODY № 10865

PAGE 4 of 4

☒ 18100 Von Karman Ave., Suite 600, Irvine, CA 92612, (949) 261-5151, (949) 261-6202 (fax)

☐ 707 Wilshire Blvd., Suite 4950, Los Angeles, Calif. 90017, (213) 943-6300, (213) 943-6301 (fax)

☐ 1702 E Highland Avenue, Suite 412, Phoenix, AZ 85016, (602) 734-7700, (602) 734-7701 (fax)

MSA#: WO#:

PROJECT NAME / FACILITY ID: SMMUSD

FIELD PERSON: A. Caron, B. Bauer, M. Raposo

PROJECT NUMBER: 04-33980 J DATE: 9/24/14

PROJECT MANAGER: Safaa D.

PROJECT LOCATION: Malibu, CA

LABORATORY: Test America

IS THIS A UST PROJECT OR IS EDF REQUIRED? Y N IF YES, GLOBAL ID #:

SAMPLER: Amy Caron

SIGNATURE: [signature]

SAMPLE I.D. NUMBER	SAMPLE DATE (YEAR 14)	SAMPLE TIME	SAMPLE DEPTH (ft)	AIR SAMPLE VOLUME (L)	MATRIX (A) AIR (S) SOIL (G) GAS (W) WATER	NUMBER OF CONTAINERS	FILTERED/UNFILTERED (F/U)	PRESERVATION (SEE KEY)	ANALYSIS REQUIRED Arsenic 6010										COMMENTS
C-70C	9/24	1424	0 0.25	/	S	1	U	NO	X										
C-71C		1427		/					X										see pg. 1
C-72C		1410		/					X										
C-73C		1421		/					X										
C-74C		1405		/					X										
C-75C		1358		/					X										
C-76C		1441		/					X										
C-77C		1443		/					X										
C-78C		1353		/					X										
C-79C		1426		/					X										
TOTAL	X	X	X																

AZ

RELINQUISHED BY:	TIME/DATE:	RECEIVED BY: (COMPANY):	TIME/DATE:
[signature]	1615 / 9/24/14	Latif	1615 9/24/14
Latif	1932 9/24/14	[signature] TAZ	9/24/14 19:32

TURNAROUND TIME (CIRCLE ONE): SAME DAY, 24 HOURS, 48 HOURS, 72 HOURS, 5 DAYS, NORMAL

SAMPLE INTEGRITY: INTACT: Y N Temp 4.1°/3.3° 3.2°/2.1° 2.9°/2.1 #65

IF SEALED, SEAL INTEGRITY: INTACT: Y N

H = HCL; N = HNO_3; S = H_2SO_4; U = UNKNOWN; NO = NONE; O = OTHER

FILE: LOG FORMS\Chain_of_Custody

Login Sample Receipt Checklist

Client: ENVIRON International Corp.

Job Number: 440-88869-1

Login Number: 88869

List Source: TestAmerica Irvine

List Number: 1

Creator: Freitag, Kevin R

Question	Answer	Comment
Radioactivity wasn't checked or is </= background as measured by a survey meter.	True	
The cooler's custody seal, if present, is intact.	True	
Sample custody seals, if present, are intact.	True	
The cooler or samples do not appear to have been compromised or tampered with.	True	
Samples were received on ice.	True	
Cooler Temperature is acceptable.	True	
Cooler Temperature is recorded.	True	
COC is present.	True	
COC is filled out in ink and legible.	True	
COC is filled out with all pertinent information.	True	
Is the Field Sampler's name present on COC?	True	
There are no discrepancies between the containers received and the COC.	True	
Samples are received within Holding Time.	True	
Sample containers have legible labels.	True	
Containers are not broken or leaking.	True	
Sample collection date/times are provided.	True	
Appropriate sample containers are used.	True	
Sample bottles are completely filled.	True	
Sample Preservation Verified.	N/A	
There is sufficient vol. for all requested analyses, incl. any requested MS/MSDs	True	
Containers requiring zero headspace have no headspace or bubble is <6mm (1/4").	True	
Multiphasic samples are not present.	True	
Samples do not require splitting or compositing.	True	
Residual Chlorine Checked.	N/A	

Login Sample Receipt Checklist

Client: ENVIRON International Corp.

Job Number: 440-88869-1

Login Number: 88869
List Number: 2
Creator: Muniz, Ashley T

List Source: TestAmerica Denver
List Creation: 09/27/14 06:22 PM

Question	Answer	Comment
Radioactivity wasn't checked or is </= background as measured by a survey meter.	N/A	
The cooler's custody seal, if present, is intact.	True	
Sample custody seals, if present, are intact.	True	
The cooler or samples do not appear to have been compromised or tampered with.	True	
Samples were received on ice.	True	
Cooler Temperature is acceptable.	True	
Cooler Temperature is recorded.	True	
COC is present.	True	
COC is filled out in ink and legible.	True	
COC is filled out with all pertinent information.	True	
Is the Field Sampler's name present on COC?	N/A	Received project as a subcontract.
There are no discrepancies between the containers received and the COC.	True	
Samples are received within Holding Time.	True	
Sample containers have legible labels.	True	
Containers are not broken or leaking.	True	
Sample collection date/times are provided.	True	
Appropriate sample containers are used.	True	
Sample bottles are completely filled.	True	
Sample Preservation Verified.	N/A	
There is sufficient vol. for all requested analyses, incl. any requested MS/MSDs	True	
Containers requiring zero headspace have no headspace or bubble is <6mm (1/4").	True	
Multiphasic samples are not present.	True	
Samples do not require splitting or compositing.	True	
Residual Chlorine Checked.	False	

TestAmerica

THE LEADER IN ENVIRONMENTAL TESTING

ANALYTICAL REPORT

TestAmerica Laboratories, Inc.
TestAmerica Irvine
17461 Derian Ave
Suite 100
Irvine, CA 92614-5817
Tel: (949)261-1022

TestAmerica Job ID: 440-88882-1
Client Project/Site: Malibu, SMMUSD

For:
ENVIRON International Corp.
18100 Von Karman Avenue
Irvine, California 92612

Attn: Safaa Dergham

Authorized for release by:
10/13/2014 4:01:22 PM

Patty Mata, Senior Project Manager
(949)261-1022
patty.mata@testamericainc.com

LINKS

Review your project results through TotalAccess

Have a Question? Ask The Expert

Visit us at: www.testamericainc.com

The test results in this report meet all 2003 NELAC and 2009 TNI requirements for accredited parameters, exceptions are noted in this report. This report may not be reproduced except in full, and with written approval from the laboratory. For questions please contact the Project Manager at the e-mail address or telephone number listed on this page.

This report has been electronically signed and authorized by the signatory. Electronic signature is intended to be the legally binding equivalent of a traditionally handwritten signature.

Results relate only to the items tested and the sample(s) as received by the laboratory.

Table of Contents

Cover Page 1
Table of Contents 2
Sample Summary 3
Case Narrative 4
Client Sample Results 5
Method Summary 6
Lab Chronicle 7
QC Sample Results 8
QC Association Summary 9
Definitions/Glossary 10
Certification Summary 11
Chain of Custody 13
Receipt Checklists 17

Sample Summary

Client: ENVIRON International Corp.
Project/Site: Malibu, SMMUSD

TestAmerica Job ID: 440-88882-1

Lab Sample ID	Client Sample ID	Matrix	Collected	Received
440-88882-49	MH-IS-PLANTER-C-1.5-1.75	Solid	09/24/14 15:33	09/24/14 19:32

Job ID: 440-88882-1

Laboratory: TestAmerica Irvine

Narrative

Job Narrative
440-88882-1

Comments
No additional comments.

Receipt
The samples were received on 9/24/2014 7:32 PM; the samples arrived in good condition, properly preserved and, where required, on ice.
The temperatures of the 3 coolers at receipt time were 2.1º C, 2.4º C and 3.3º C.

Metals
No analytical or quality issues were noted, other than those described in the Definitions/Glossary page.

Organic Prep
No analytical or quality issues were noted, other than those described in the Definitions/Glossary page.

Client: ENVIRON International Corp.
Project/Site: Malibu, SMMUSD

TestAmerica Job ID: 440-88882-1

Client Sample ID: MH-IS-PLANTER-C-1.5-1.75
Date Collected: 09/24/14 15:33
Date Received: 09/24/14 19:32

Lab Sample ID: 440-88882-49
Matrix: Solid

Method: 6010B - Metals (ICP)

Analyte	Result	Qualifier	RL		Unit	D	Prepared	Analyzed	Dil Fac
Arsenic	5.2		2.0		mg/Kg		10/06/14 15:00	10/07/14 16:49	1

Method Summary

Client: ENVIRON International Corp.
Project/Site: Malibu, SMMUSD

TestAmerica Job ID: 440-88882-1

Method	Method Description	Protocol	Laboratory
6010B	Metals (ICP)	SW846	TAL DEN

Protocol References:

SW846 = "Test Methods For Evaluating Solid Waste, Physical/Chemical Methods", Third Edition, November 1986 And Its Updates.

Laboratory References:

TAL DEN = TestAmerica Denver, 4955 Yarrow Street, Arvada, CO 80002, TEL (303)736-0100

Lab Chronicle

Client: ENVIRON International Corp.
Project/Site: Malibu, SMMUSD

TestAmerica Job ID: 440-88882-1

Client Sample ID: MH-IS-PLANTER-C-1.5-1.75
Date Collected: 09/24/14 15:33
Date Received: 09/24/14 19:32

Lab Sample ID: 440-88882-49
Matrix: Solid

Prep Type	Batch Type	Batch Method	Run	Dil Factor	Initial Amount	Final Amount	Batch Number	Prepared or Analyzed	Analyst	Lab
Total/NA	ISM Prep	Increment, prep				1.0 g	245720	10/01/14 11:27	ACF	TAL DEN
Total/NA	Prep	3050B MOD			10.25 g	500 mL	246410	10/06/14 15:00	CGG	TAL DEN
Total/NA	Analysis	6010B		1	10.25 g	500 mL	246855	10/07/14 16:49	LLB	TAL DEN

Laboratory References:

TAL DEN = TestAmerica Denver, 4955 Yarrow Street, Arvada, CO 80002, TEL (303)736-0100

Method: 6010B - Metals (ICP)

Lab Sample ID: MB 280-246410/1-A
Matrix: Solid
Analysis Batch: 246855

Client Sample ID: Method Blank
Prep Type: Total/NA
Prep Batch: 246410

Analyte	MB Result	MB Qualifier	RL		Unit	D	Prepared	Analyzed	Dil Fac
Arsenic	ND		2.0		mg/Kg		10/06/14 15:00	10/07/14 15:47	1

Lab Sample ID: LCS 280-246410/2-A
Matrix: Solid
Analysis Batch: 246855

Client Sample ID: Lab Control Sample
Prep Type: Total/NA
Prep Batch: 246410

Analyte			Spike Added	LCS Result	LCS Qualifier	Unit	D	%Rec	%Rec. Limits		
Arsenic			50.0	48.8		mg/Kg		98	85 - 110		

Lab Sample ID: 440-88867-A-49-C MS
Matrix: Solid
Analysis Batch: 246855

Client Sample ID: Matrix Spike
Prep Type: Total/NA
Prep Batch: 246410

Analyte	Sample Result	Sample Qualifier	Spike Added	MS Result	MS Qualifier	Unit	D	%Rec	%Rec. Limits		
Arsenic	4.3		49.3	43.4		mg/Kg		79	76 - 111		

Lab Sample ID: 440-88867-A-49-D MSD
Matrix: Solid
Analysis Batch: 246855

Client Sample ID: Matrix Spike Duplicate
Prep Type: Total/NA
Prep Batch: 246410

Analyte	Sample Result	Sample Qualifier	Spike Added	MSD Result	MSD Qualifier	Unit	D	%Rec	%Rec. Limits	RPD	RPD Limit
Arsenic	4.3		47.9	41.6		mg/Kg		78	76 - 111	4	30

QC Association Summary

Client: ENVIRON International Corp.
Project/Site: Malibu, SMMUSD

TestAmerica Job ID: 440-88882-1

Metals

ISM Prep Batch: 245720

Lab Sample ID	Client Sample ID	Prep Type	Matrix	Method	Prep Batch
440-88867-A-49-C MS	Matrix Spike	Total/NA	Solid	Increment, prep	
440-88867-A-49-D MSD	Matrix Spike Duplicate	Total/NA	Solid	Increment, prep	
440-88882-49	MH-IS-PLANTER-C-1.5-1.75	Total/NA	Solid	Increment, prep	

Prep Batch: 246410

Lab Sample ID	Client Sample ID	Prep Type	Matrix	Method	Prep Batch
440-88867-A-49-C MS	Matrix Spike	Total/NA	Solid	3050B MOD	245720
440-88867-A-49-D MSD	Matrix Spike Duplicate	Total/NA	Solid	3050B MOD	245720
440-88882-49	MH-IS-PLANTER-C-1.5-1.75	Total/NA	Solid	3050B MOD	245720
LCS 280-246410/2-A	Lab Control Sample	Total/NA	Solid	3050B MOD	
MB 280-246410/1-A	Method Blank	Total/NA	Solid	3050B MOD	

Analysis Batch: 246855

Lab Sample ID	Client Sample ID	Prep Type	Matrix	Method	Prep Batch
440-88867-A-49-C MS	Matrix Spike	Total/NA	Solid	6010B	246410
440-88867-A-49-D MSD	Matrix Spike Duplicate	Total/NA	Solid	6010B	246410
440-88882-49	MH-IS-PLANTER-C-1.5-1.75	Total/NA	Solid	6010B	246410
LCS 280-246410/2-A	Lab Control Sample	Total/NA	Solid	6010B	246410
MB 280-246410/1-A	Method Blank	Total/NA	Solid	6010B	246410

Glossary

Abbreviation	These commonly used abbreviations may or may not be present in this report.
¤	Listed under the "D" column to designate that the result is reported on a dry weight basis
%R	Percent Recovery
CFL	Contains Free Liquid
CNF	Contains no Free Liquid
DER	Duplicate error ratio (normalized absolute difference)
Dil Fac	Dilution Factor
DL, RA, RE, IN	Indicates a Dilution, Re-analysis, Re-extraction, or additional Initial metals/anion analysis of the sample
DLC	Decision level concentration
MDA	Minimum detectable activity
EDL	Estimated Detection Limit
MDC	Minimum detectable concentration
MDL	Method Detection Limit
ML	Minimum Level (Dioxin)
NC	Not Calculated
ND	Not detected at the reporting limit (or MDL or EDL if shown)
PQL	Practical Quantitation Limit
QC	Quality Control
RER	Relative error ratio
RL	Reporting Limit or Requested Limit (Radiochemistry)
RPD	Relative Percent Difference, a measure of the relative difference between two points
TEF	Toxicity Equivalent Factor (Dioxin)
TEQ	Toxicity Equivalent Quotient (Dioxin)

Certification Summary

Client: ENVIRON International Corp.
Project/Site: Malibu, SMMUSD

TestAmerica Job ID: 440-88882-1

Laboratory: TestAmerica Irvine

All certifications held by this laboratory are listed. Not all certifications are applicable to this report.

Authority	Program	EPA Region	Certification ID	Expiration Date
Alaska	State Program	10	CA01531	06-30-15
Arizona	State Program	9	AZ0671	10-13-15
California	LA Cty Sanitation Districts	9	10256	01-31-15
California	State Program	9	2706	06-30-16
Guam	State Program	9	Cert. No. 12.002r	01-23-15
Hawaii	State Program	9	N/A	01-29-15 *
Nevada	State Program	9	CA015312007A	07-31-15
New Mexico	State Program	6	N/A	01-29-15
Northern Mariana Islands	State Program	9	MP0002	01-29-15
Oregon	NELAP	10	4005	01-29-15
USDA	Federal		P330-09-00080	06-06-15
USEPA UCMR	Federal	1	CA01531	01-31-15

Laboratory: TestAmerica Denver

All certifications held by this laboratory are listed. Not all certifications are applicable to this report.

Authority	Program	EPA Region	Certification ID	Expiration Date
A2LA	DoD ELAP		2907.01	10-31-15 *
A2LA	ISO/IEC 17025		2907.01	10-31-15
Alabama	State Program	4	40730	09-30-12 *
Alaska (UST)	State Program	10	UST-30	04-05-15
Arizona	State Program	9	AZ0713	12-19-14
Arkansas DEQ	State Program	6	88-0687	06-01-15
California	State Program	9	2513	08-31-16
Florida	NELAP	4	E87667	06-30-15
Georgia	State Program	4	N/A	01-09-15
Illinois	NELAP	5	200017	04-30-15
Iowa	State Program	7	370	12-01-14 *
Kansas	NELAP	7	E-10166	04-30-15
Louisiana	NELAP	6	02096	06-30-15
Maine	State Program	1	CO0002	03-03-15
Minnesota	NELAP	5	8-999-405	12-31-14
Nevada	State Program	9	CO0026	07-31-15
New Hampshire	NELAP	1	205310	04-28-15
New Jersey	NELAP	2	CO004	06-30-15
New Mexico	State Program	6	CO00026	01-09-15
New York	NELAP	2	11964	03-31-15
North Carolina (WW/SW)	State Program	4	358	12-31-14
North Dakota	State Program	8	R-034	06-30-14 *
Oklahoma	State Program	6	8614	08-31-15
Oregon	NELAP	10	4025	01-09-15
Pennsylvania	NELAP	3	68-00664	07-30-15
South Carolina	State Program	4	72002001	06-30-15
Texas	NELAP	6	T104704183-13-8	10-01-15
USDA	Federal		P330-13-00202	07-02-16
Utah	NELAP	8	CO00026	07-31-15
Virginia	NELAP	3	460232	06-14-15
Washington	State Program	10	C583	08-03-15
West Virginia DEP	State Program	3	354	11-30-14
Wisconsin	State Program	5	999615430	08-31-15

* Certification renewal pending - certification considered valid.

Client: ENVIRON International Corp.
Project/Site: Malibu, SMMUSD

TestAmerica Job ID: 440-88882-1

Laboratory: TestAmerica Denver (Continued)

All certifications held by this laboratory are listed. Not all certifications are applicable to this report.

Authority	Program	EPA Region	Certification ID	Expiration Date
Wyoming (UST)	A2LA	8	2907.01	10-31-15

ENVIRON — CHAIN-of-CUSTODY № 10871

☒ 18100 Von Karman Ave., Suite 600, Irvine, CA 92612, (949) 261-5151, (949) 261-6202 (fax)
☐ 707 Wilshire Blvd., Suite 4950, Los Angeles, Calif. 90017, (213) 943-6300, (213) 943-6301 (fax)
☐ 1702 E Highland Avenue, Suite 412, Phoenix, AZ 85016, (602) 734-7700, (602) 734-7701 (fax)

MSA#: _____ WO#: _____

PROJECT NAME / FACILITY ID: SMMUSD

FIELD PERSON: A. Caron / B. Bauer / M. Raposo

PROJECT NUMBER: 04-33980J DATE: 9/24/14

PROJECT MANAGER: Safaa Dergham

PROJECT LOCATION: Malibu CA

LABORATORY: Test America

IS THIS A UST PROJECT OR IS EDF REQUIRED? Y N IF YES, GLOBAL ID #: _____

SAMPLER: Amy Caron

SIGNATURE:

440-88882 Chain of Custody

"C" samples from 1.5 to 1.75 ft

SAMPLE I.D. NUMBER	YEAR 2014 SAMPLE DATE	SAMPLE TIME	SAMPLE DEPTH (ft)	AIR SAMPLE VOLUME (L)	MATRIX (A) AIR (S) SOIL (G) GAS (W) WATER	NUMBER OF CONTAINERS	FILTERED/UNFILTERED (F/U)	PRESERVATION (SEE KEY)	ANALYSIS REQUIRED: Arsenic 6010	COMMENTS
C-32C	9/24	1518	1.5 1.75	/	S	1	U	NO	X	Please combine all
C-33C		1523		/					X	samples on this COC
C-34C		1526		/					X	(4 pages) into one
C-35C		1530		/					X	incremental sample
C-36C		1402		/					X	named:
C-37C		1406		/					X	MH-IS-PLANTER-C-1.5-1.75
C-38C		1408		/					X	
C-39C		1411		/					X	
C-40C		1402		/					X	
C-41C		1413		/					X	Email results to
C-42C		1406		/					X	sdergham@environcorp.com
C-43C		1409		/					X	acaron@ " "
C-44C	↓	1525	↓	/	↓	↓	↓	↓	X	
TOTAL	X	X	X							

G = OTHER; O = NONE; NO = NONE; U = UNKNOWN; S = H_2SO_4; N = HNO_3; H = HCl;

RELINQUISHED BY:	TIME/DATE:	RECEIVED BY:	TIME/DATE:
Amy Caron	1615 / 9/24/14	(COMPANY): LatH	1615 9/24/14
RELINQUISHED BY: LatH	TIME/DATE: 1937 9/24/14	RECEIVED BY:	TIME/DATE: 09/24/14 19:32
RELINQUISHED BY:	TIME/DATE:	(COMPANY): TAT RECEIVED BY:	TIME/DATE:
		(COMPANY):	

TURNAROUND TIME (CIRCLE ONE): SAME DAY / 24 HOURS / 48 HOURS / 72 HOURS / 5 DAYS / NORMAL

SAMPLE INTEGRITY — INTACT: (Y) N Temp 4.1°/3.5° 3.2/2.4°

IF SEALED, SEAL INTEGRITY — INTACT: Y

24/2.1 25

FILE: LOG FORMS\Chain_of_Custody

ENVIRON

CHAIN-of-CUSTODY № 10872

☒ 18100 Von Karman Ave., Suite 600, Irvine, CA 92612, (949) 261-5151, (949) 261-6202 (fax)

☐ 707 Wilshire Blvd., Suite 4950, Los Angeles, Calif. 90017, (213) 943-6300, (213) 943-6301 (fax)

☐ 1702 E Highland Avenue, Suite 412, Phoenix, AZ 85016, (602) 734-7700, (602) 734-7701 (fax)

MSA#: _____ WO#: _____

PROJECT NAME / FACILITY ID: SMMUSD

FIELD PERSON: A. Caron / B. Bauer / M. Rapoco

PROJECT NUMBER: 04-33980 J DATE: 9/24/14

PROJECT MANAGER: Safaa Dorghan.

PROJECT LOCATION: Malibu, CA.

LABORATORY: Test America.

IS THIS A UST PROJECT OR IS EDF REQUIRED? Y N IF YES, GLOBAL ID #: _____

SAMPLER: Amy Caron

SIGNATURE: [signature]

YEAR 2014

SAMPLE I.D. NUMBER	SAMPLE DATE	SAMPLE TIME	SAMPLE DEPTH (ft)	AIR SAMPLE VOLUME (L)	MATRIX (A) AIR (S) SOIL (G) GAS (W) WATER	NUMBER OF CONTAINERS	FILTERED/UNFILTERED (F/U)	PRESERVATION (SEE KEY)	ANALYSIS REQUIRED Arsenic 6010									COMMENTS
C-45C	9/24	1519	1.5 1.75	✓	S	1	U	NO	X									
C-46C		1508		✓					X									see pg. 1
C-47C		1514		✓					X									
C-48C		1533		✓					X									
C-49C		1525		✓					X									
C-50C		1519		✓					X									
C-51C		1513		✓					X									
C-52C		1458		✓					X									
C-53C		1503		✓					X									
C-54C		1510		✓					X									
C-55C		1515		✓					X									
C-56C		1432		✓					X									
C-57C		1442		✓					X									
TOTAL	X	X	X															

RELINQUISHED BY:	TIME/DATE:	RECEIVED BY: (COMPANY):	TIME/DATE:
[signature]	1615/9/24/14	Latif	1615 9/24/14
Latif	1932 9/24/14	[signature] TAC	09/24/14 19:32

TURNAROUND TIME (CIRCLE ONE): SAME DAY, 24 HOURS, 48 HOURS, 72 HOURS, 5 DAYS, NORMAL

SAMPLE INTEGRITY: INTACT: Y N Temp 4.1°/3.3° 3.2°/2.4° 2.9°/2.1 #65

IF SEALED, SEAL INTEGRITY: INTACT: Y N

H = HCL; N = HNO_3; S = H_2SO_4; U = UNKNOWN; NO = NONE; O = OTHER

FILE: LOG FORMS\Chain_of_Custody

ENVIRON

CHAIN-of-CUSTODY № 10873

☒ 18100 Von Karman Ave., Suite 600, Irvine, CA 92612, (949) 261-5151, (949) 261-6202 (fax)
☐ 707 Wilshire Blvd., Suite 4950, Los Angeles, Calif. 90017, (213) 943-6300, (213) 943-6301 (fax)
☐ 1702 E Highland Avenue, Suite 412, Phoenix, AZ 85016, (602) 734-7700, (602) 734-7701 (fax)

PROJECT NAME / FACILITY ID: SMMUSD
PROJECT NUMBER: 04-33980 5 DATE: 9/24/14
PROJECT LOCATION: Malibu, CA
IS THIS A UST PROJECT OR IS EDF REQUIRED? Y N IF YES, GLOBAL ID #:

MSA#: WO#:
FIELD PERSON: A. Caron B Bauer M Reynoso
PROJECT MANAGER: Safaa Dargham
LABORATORY: Test America

SAMPLER: Amy Caron
SIGNATURE:

SAMPLE I.D. NUMBER	YEAR 14 SAMPLE DATE	SAMPLE TIME	SAMPLE DEPTH (ft)	AIR SAMPLE VOLUME (L)	MATRIX (A) AIR (S) SOIL (G) GAS (W) WATER	NUMBER OF CONTAINERS	FILTERED/UNFILTERED (F/U)	PRESERVATION (SEE KEY)	ANALYSIS REQUIRED: Arsenic 6010	COMMENTS
C-58C	9/24	1446	1.5 1.75	✓	S	1	U	NO	X	
C-59C		1462		✓					X	See pg. 1
C-60C		1414		✓					X	
C-61C		1417		✓					X	
C-62C		1423		✓					X	
C-63C		1427		✓					X	
C-64C		~~1435~~ 1443	DS	✓					X	
C-65C		1449		✓					X	
C-66C		1459		✓					X	
C-67C		1506		✓					X	
C-68C		1418		✓					X	
C-69C		1422		✓					X	
C-70C	"	1425	"	✓	"	"	"	"	X	
TOTAL	X	X	X							

RELINQUISHED BY:	TIME/DATE:	RECEIVED BY:	TIME/DATE:
Amy Caron	1615 / 9/24/14	(COMPANY): Latif	1616 9/24/14
Latif	1932 9/24/14	(COMPANY): TAL	09/24/14 19:52
		(COMPANY):	

TURNAROUND TIME (CIRCLE ONE): SAME DAY, 24 HOURS, 48 HOURS, 72 HOURS, 5 DAYS, NORMAL

SAMPLE INTEGRITY — INTACT: Y N Temp 4.1/3.3° 3.2/2.4°

IF SEALED, SEAL INTACT: Y N

H = HCL; N = HNO3; S = H2SO; U = UNKNOWN; NO = NONE; O = OTHER

FILE: LOG FORMS\Chain_of_Custody

10/13/2014

ENVIRON CHAIN-of-CUSTODY № 10874

☒ 18100 Von Karman Ave., Suite 600, Irvine, CA 92612, (949) 261-5151, (949) 261-6202 (fax)
☐ 707 Wilshire Blvd., Suite 4950, Los Angeles, Calif. 90017, (213) 943-6300, (213) 943-6301 (fax)
☐ 1702 E Highland Avenue, Suite 412, Phoenix, AZ 85016, (602) 734-7700, (602) 734-7701 (fax)

PROJECT NAME / FACILITY ID: SMMUSD
PROJECT NUMBER: 04-339805 DATE: 9/24/14
PROJECT LOCATION: Malibu, CA
IS THIS A UST PROJECT OR IS EDF REQUIRED? Y N IF YES, GLOBAL ID #:

MSA#: WO#:
FIELD PERSON: A. Caron / B. Bauer / M. Rupoo
PROJECT MANAGER: Safia Dingham
LABORATORY: Test America

SAMPLER: Amy Caron
SIGNATURE:

SAMPLE I.D. NUMBER	SAMPLE DATE (YEAR 2014)	SAMPLE TIME	SAMPLE DEPTH (ft)	AIR SAMPLE VOLUME (L)	MATRIX (A) AIR (S) SOIL (G) GAS (W) WATER	NUMBER OF CONTAINERS	FILTERED/UNFILTERED (F/U)	PRESERVATION (SEE KEY)	ANALYSIS REQUIRED: Arsenic 6010	COMMENTS
C-71C	9/24	1430	1.5 1.75	/	S	1	U	ND	X	
C-72C		1418		/					X	see pg. 1
C-73C		1423		/					X	
C-74C		1408		/					X	
C-75C		1403		/					X	
C-76C		1439		/					X	
C-77C		1451		/					X	
C-78C		1358		/					X	
C-79C	↓	1431	↓	/	↓	↓	↓	↓	X	
TOTAL	X	X	X							

(+C)

RELINQUISHED BY:	TIME/DATE:	RECEIVED BY:	TIME/DATE:
	1615 9/24/14	(COMPANY): Latif	1616 9/24/14
Latif	1932 9/24/14		
		(COMPANY): TAL	09/24/14 9:32
		(COMPANY):	

TURNAROUND TIME (CIRCLE ONE): SAME DAY, 24 HOURS, 48 HOURS, 72 HOURS, 5 DAYS, NORMAL

SAMPLE INTEGRITY — INTACT: Y N Temp 4.1/3.3 3.2/2.4 2.9/2.1 #F65

IF SEALED, SEAL INTEGRITY — INTACT: Y N

H = HCL; N = HNO3; S = H2SO; U = UNKNOWN; NO = NONE; O = OTHER

FILE: LOG FORMS\Chain_of_Custody

10/13/2014

Login Sample Receipt Checklist

Client: ENVIRON International Corp.

Job Number: 440-88882-1

Login Number: 88882

List Source: TestAmerica Irvine

List Number: 1

Creator: Freitag, Kevin R

Question	Answer	Comment
Radioactivity wasn't checked or is </= background as measured by a survey meter.	True	
The cooler's custody seal, if present, is intact.	True	
Sample custody seals, if present, are intact.	True	
The cooler or samples do not appear to have been compromised or tampered with.	True	
Samples were received on ice.	True	
Cooler Temperature is acceptable.	True	
Cooler Temperature is recorded.	True	
COC is present.	True	
COC is filled out in ink and legible.	True	
COC is filled out with all pertinent information.	True	
Is the Field Sampler's name present on COC?	True	
There are no discrepancies between the containers received and the COC.	True	
Samples are received within Holding Time.	True	
Sample containers have legible labels.	True	
Containers are not broken or leaking.	True	
Sample collection date/times are provided.	True	
Appropriate sample containers are used.	True	
Sample bottles are completely filled.	True	
Sample Preservation Verified.	N/A	
There is sufficient vol. for all requested analyses, incl. any requested MS/MSDs	True	
Containers requiring zero headspace have no headspace or bubble is <6mm (1/4").	True	
Multiphasic samples are not present.	True	
Samples do not require splitting or compositing.	True	
Residual Chlorine Checked.	N/A	

Login Sample Receipt Checklist

Client: ENVIRON International Corp.

Job Number: 440-88882-1

Login Number: 88882
List Number: 2
Creator: Muniz, Ashley T

List Source: TestAmerica Denver
List Creation: 09/27/14 06:29 PM

Question	Answer	Comment
Radioactivity wasn't checked or is </= background as measured by a survey meter.	N/A	
The cooler's custody seal, if present, is intact.	True	
Sample custody seals, if present, are intact.	True	
The cooler or samples do not appear to have been compromised or tampered with.	True	
Samples were received on ice.	True	
Cooler Temperature is acceptable.	True	
Cooler Temperature is recorded.	True	
COC is present.	True	
COC is filled out in ink and legible.	True	
COC is filled out with all pertinent information.	True	
Is the Field Sampler's name present on COC?	N/A	Received project as a subcontract.
There are no discrepancies between the containers received and the COC.	True	
Samples are received within Holding Time.	True	
Sample containers have legible labels.	True	
Containers are not broken or leaking.	True	
Sample collection date/times are provided.	True	
Appropriate sample containers are used.	True	
Sample bottles are completely filled.	True	
Sample Preservation Verified.	N/A	
There is sufficient vol. for all requested analyses, incl. any requested MS/MSDs	True	
Containers requiring zero headspace have no headspace or bubble is <6mm (1/4").	True	
Multiphasic samples are not present.	True	
Samples do not require splitting or compositing.	True	
Residual Chlorine Checked.	N/A	

TestAmerica

THE LEADER IN ENVIRONMENTAL TESTING

ANALYTICAL REPORT

TestAmerica Laboratories, Inc.
TestAmerica Irvine
17461 Derian Ave
Suite 100
Irvine, CA 92614-5817
Tel: (949)261-1022

TestAmerica Job ID: 440-89021-1
Client Project/Site: Malibu, SMMUSD

For:
ENVIRON International Corp.
18100 Von Karman Avenue
Irvine, California 92612

Attn: Safaa Dergham

Authorized for release by:
10/14/2014 9:48:57 AM

Patty Mata, Senior Project Manager
(949)261-1022
patty.mata@testamericainc.com

LINKS

Review your project results through TotalAccess

Have a Question? Ask The Expert

Visit us at: www.testamericainc.com

The test results in this report meet all 2003 NELAC and 2009 TNI requirements for accredited parameters, exceptions are noted in this report. This report may not be reproduced except in full, and with written approval from the laboratory. For questions please contact the Project Manager at the e-mail address or telephone number listed on this page.

This report has been electronically signed and authorized by the signatory. Electronic signature is intended to be the legally binding equivalent of a traditionally handwritten signature.

Results relate only to the items tested and the sample(s) as received by the laboratory.

Table of Contents

Cover Page 1
Table of Contents 2
Sample Summary 3
Case Narrative 4
Client Sample Results 5
Method Summary 6
Lab Chronicle 7
QC Sample Results 8
QC Association Summary 9
Definitions/Glossary 10
Certification Summary 11
Chain of Custody 13
Receipt Checklists 15

Sample Summary

Client: ENVIRON International Corp.
Project/Site: Malibu, SMMUSD

TestAmerica Job ID: 440-89021-1

Lab Sample ID	Client Sample ID	Matrix	Collected	Received
440-89021-25	MH-IS-CORNUCOPIA-A-0-0.25	Solid	09/25/14 09:00	09/25/14 18:37

Job ID: 440-89021-1

Laboratory: TestAmerica Irvine

Narrative

Job Narrative
440-89021-1

Comments
No additional comments.

Receipt
The samples were received on 9/25/2014 6:37 PM; the samples arrived in good condition, properly preserved and, where required, on ice.
The temperature of the cooler at receipt was 2.8º C.

Metals
No analytical or quality issues were noted, other than those described in the Definitions/Glossary page.

Organic Prep
No analytical or quality issues were noted, other than those described in the Definitions/Glossary page.

Client Sample Results

Client: ENVIRON International Corp.
Project/Site: Malibu, SMMUSD

TestAmerica Job ID: 440-89021-1

Client Sample ID: MH-IS-CORNUCOPIA-A-0-0.25
Lab Sample ID: 440-89021-25
Date Collected: 09/25/14 09:00
Matrix: Solid
Date Received: 09/25/14 18:37

Method: 6010B - Metals (ICP)

Analyte	Result	Qualifier	RL		Unit	D	Prepared	Analyzed	Dil Fac
Arsenic	6.5		1.9		mg/Kg		10/06/14 15:00	10/07/14 15:52	1

Method Summary

Client: ENVIRON International Corp.
Project/Site: Malibu, SMMUSD

TestAmerica Job ID: 440-89021-1

Method	Method Description	Protocol	Laboratory
6010B	Metals (ICP)	SW846	TAL DEN

Protocol References:

SW846 = "Test Methods For Evaluating Solid Waste, Physical/Chemical Methods", Third Edition, November 1986 And Its Updates.

Laboratory References:

TAL DEN = TestAmerica Denver, 4955 Yarrow Street, Arvada, CO 80002, TEL (303)736-0100

Lab Chronicle

Client: ENVIRON International Corp.
Project/Site: Malibu, SMMUSD

TestAmerica Job ID: 440-89021-1

Client Sample ID: MH-IS-CORNUCOPIA-A-0-0.25 — **Lab Sample ID: 440-89021-25**

Date Collected: 09/25/14 09:00 — **Matrix: Solid**

Date Received: 09/25/14 18:37

Prep Type	Batch Type	Batch Method	Run	Dil Factor	Initial Amount	Final Amount	Batch Number	Prepared or Analyzed	Analyst	Lab
Total/NA	ISM Prep	Increment, prep				1.0 g	245720	10/01/14 11:28	ACF	TAL DEN
Total/NA	Prep	3050B MOD			10.39 g	500 mL	246410	10/06/14 15:00	CGG	TAL DEN
Total/NA	Analysis	6010B		1	10.39 g	500 mL	246855	10/07/14 15:52	LLB	TAL DEN

Laboratory References:

TAL DEN = TestAmerica Denver, 4955 Yarrow Street, Arvada, CO 80002, TEL (303)736-0100

Method: 6010B - Metals (ICP)

Lab Sample ID: MB 280-246410/1-A
Matrix: Solid
Analysis Batch: 246855

Client Sample ID: Method Blank
Prep Type: Total/NA
Prep Batch: 246410

Analyte	MB Result	MB Qualifier	RL		Unit	D	Prepared	Analyzed	Dil Fac
Arsenic	ND		2.0		mg/Kg		10/06/14 15:00	10/07/14 15:47	1

Lab Sample ID: LCS 280-246410/2-A
Matrix: Solid
Analysis Batch: 246855

Client Sample ID: Lab Control Sample
Prep Type: Total/NA
Prep Batch: 246410

Analyte			Spike Added	LCS Result	LCS Qualifier	Unit	D	%Rec	%Rec. Limits		
Arsenic			50.0	48.8		mg/Kg		98	85 - 110		

Lab Sample ID: 440-88867-A-49-C MS
Matrix: Solid
Analysis Batch: 246855

Client Sample ID: Matrix Spike
Prep Type: Total/NA
Prep Batch: 246410

Analyte	Sample Result	Sample Qualifier	Spike Added	MS Result	MS Qualifier	Unit	D	%Rec	%Rec. Limits		
Arsenic	4.3		49.3	43.4		mg/Kg		79	76 - 111		

Lab Sample ID: 440-88867-A-49-D MSD
Matrix: Solid
Analysis Batch: 246855

Client Sample ID: Matrix Spike Duplicate
Prep Type: Total/NA
Prep Batch: 246410

Analyte	Sample Result	Sample Qualifier	Spike Added	MSD Result	MSD Qualifier	Unit	D	%Rec	%Rec. Limits	RPD	RPD Limit
Arsenic	4.3		47.9	41.6		mg/Kg		78	76 - 111	4	30

QC Association Summary

Client: ENVIRON International Corp.
Project/Site: Malibu, SMMUSD

TestAmerica Job ID: 440-89021-1

Metals

ISM Prep Batch: 245720

Lab Sample ID	Client Sample ID	Prep Type	Matrix	Method	Prep Batch
440-88867-A-49-C MS	Matrix Spike	Total/NA	Solid	Increment, prep	
440-88867-A-49-D MSD	Matrix Spike Duplicate	Total/NA	Solid	Increment, prep	
440-89021-25	MH-IS-CORNUCOPIA-A-0-0.25	Total/NA	Solid	Increment, prep	

Prep Batch: 246410

Lab Sample ID	Client Sample ID	Prep Type	Matrix	Method	Prep Batch
440-88867-A-49-C MS	Matrix Spike	Total/NA	Solid	3050B MOD	245720
440-88867-A-49-D MSD	Matrix Spike Duplicate	Total/NA	Solid	3050B MOD	245720
440-89021-25	MH-IS-CORNUCOPIA-A-0-0.25	Total/NA	Solid	3050B MOD	245720
LCS 280-246410/2-A	Lab Control Sample	Total/NA	Solid	3050B MOD	
MB 280-246410/1-A	Method Blank	Total/NA	Solid	3050B MOD	

Analysis Batch: 246855

Lab Sample ID	Client Sample ID	Prep Type	Matrix	Method	Prep Batch
440-88867-A-49-C MS	Matrix Spike	Total/NA	Solid	6010B	246410
440-88867-A-49-D MSD	Matrix Spike Duplicate	Total/NA	Solid	6010B	246410
440-89021-25	MH-IS-CORNUCOPIA-A-0-0.25	Total/NA	Solid	6010B	246410
LCS 280-246410/2-A	Lab Control Sample	Total/NA	Solid	6010B	246410
MB 280-246410/1-A	Method Blank	Total/NA	Solid	6010B	246410

Glossary

Abbreviation	These commonly used abbreviations may or may not be present in this report.
¤	Listed under the "D" column to designate that the result is reported on a dry weight basis
%R	Percent Recovery
CFL	Contains Free Liquid
CNF	Contains no Free Liquid
DER	Duplicate error ratio (normalized absolute difference)
Dil Fac	Dilution Factor
DL, RA, RE, IN	Indicates a Dilution, Re-analysis, Re-extraction, or additional Initial metals/anion analysis of the sample
DLC	Decision level concentration
MDA	Minimum detectable activity
EDL	Estimated Detection Limit
MDC	Minimum detectable concentration
MDL	Method Detection Limit
ML	Minimum Level (Dioxin)
NC	Not Calculated
ND	Not detected at the reporting limit (or MDL or EDL if shown)
PQL	Practical Quantitation Limit
QC	Quality Control
RER	Relative error ratio
RL	Reporting Limit or Requested Limit (Radiochemistry)
RPD	Relative Percent Difference, a measure of the relative difference between two points
TEF	Toxicity Equivalent Factor (Dioxin)
TEQ	Toxicity Equivalent Quotient (Dioxin)

Certification Summary

Client: ENVIRON International Corp.
Project/Site: Malibu, SMMUSD

TestAmerica Job ID: 440-89021-1

Laboratory: TestAmerica Irvine

All certifications held by this laboratory are listed. Not all certifications are applicable to this report.

Authority	Program	EPA Region	Certification ID	Expiration Date
Alaska	State Program	10	CA01531	06-30-15
Arizona	State Program	9	AZ0671	10-13-15
California	LA Cty Sanitation Districts	9	10256	01-31-15
California	State Program	9	2706	06-30-16
Guam	State Program	9	Cert. No. 12.002r	01-23-15
Hawaii	State Program	9	N/A	01-29-15 *
Nevada	State Program	9	CA015312007A	07-31-15
New Mexico	State Program	6	N/A	01-29-15
Northern Mariana Islands	State Program	9	MP0002	01-29-15
Oregon	NELAP	10	4005	01-29-15
USDA	Federal		P330-09-00080	06-06-15
USEPA UCMR	Federal	1	CA01531	01-31-15

Laboratory: TestAmerica Denver

All certifications held by this laboratory are listed. Not all certifications are applicable to this report.

Authority	Program	EPA Region	Certification ID	Expiration Date
A2LA	DoD ELAP		2907.01	10-31-15 *
A2LA	ISO/IEC 17025		2907.01	10-31-15
Alabama	State Program	4	40730	09-30-12 *
Alaska (UST)	State Program	10	UST-30	04-05-15
Arizona	State Program	9	AZ0713	12-19-14
Arkansas DEQ	State Program	6	88-0687	06-01-15
California	State Program	9	2513	08-31-16
Florida	NELAP	4	E87667	06-30-15
Georgia	State Program	4	N/A	01-09-15
Illinois	NELAP	5	200017	04-30-15
Iowa	State Program	7	370	12-01-14 *
Kansas	NELAP	7	E-10166	04-30-15
Louisiana	NELAP	6	02096	06-30-15
Maine	State Program	1	CO0002	03-03-15
Minnesota	NELAP	5	8-999-405	12-31-14
Nevada	State Program	9	CO0026	07-31-15
New Hampshire	NELAP	1	205310	04-28-15
New Jersey	NELAP	2	CO004	06-30-15
New Mexico	State Program	6	CO00026	01-09-15
New York	NELAP	2	11964	03-31-15
North Carolina (WW/SW)	State Program	4	358	12-31-14
North Dakota	State Program	8	R-034	06-30-14 *
Oklahoma	State Program	6	8614	08-31-15
Oregon	NELAP	10	4025	01-09-15
Pennsylvania	NELAP	3	68-00664	07-30-15
South Carolina	State Program	4	72002001	06-30-15
Texas	NELAP	6	T104704183-13-8	10-01-15
USDA	Federal		P330-13-00202	07-02-16
Utah	NELAP	8	CO00026	07-31-15
Virginia	NELAP	3	460232	06-14-15
Washington	State Program	10	C583	08-03-15
West Virginia DEP	State Program	3	354	11-30-14
Wisconsin	State Program	5	999615430	08-31-15

* Certification renewal pending - certification considered valid.

Client: ENVIRON International Corp.
Project/Site: Malibu, SMMUSD

TestAmerica Job ID: 440-89021-1

Laboratory: TestAmerica Denver (Continued)

All certifications held by this laboratory are listed. Not all certifications are applicable to this report.

Authority	Program	EPA Region	Certification ID	Expiration Date
Wyoming (UST)	A2LA	8	2907.01	10-31-15

A Shallow 0.0-0.5'

ENVIRON CHAIN-of-CUSTODY № 10585

PAGE 1 of 2

☒ 18100 Von Karman Ave., Suite 600, Irvine, CA 92612, (949) 261-5151, (949) 261-6202 (fax)
☐ 707 Wilshire Blvd., Suite 4950, Los Angeles, Calif. 90017, (213) 943-6300, (213) 943-6301 (fax)
☐ 1702 E Highland Avenue, Suite 412, Phoenix, AZ 85016, (602) 734-7700, (602) 734-7701 (fax)

PROJECT NAME / FACILITY ID: SMMUSD
PROJECT NUMBER: 04-33980 J
DATE: 9/25/14
PROJECT LOCATION: Malibu, CA
IS THIS A UST PROJECT OR IS EDF REQUIRED? Y N IF YES, GLOBAL ID #:

MSA#: WO#:
FIELD PERSON: A. Caron / B. Bauer / M. Raposo
PROJECT MANAGER: Safa Dergham
LABORATORY: Test America

SAMPLER: Brian Bauer
SIGNATURE:

440-89021 Chain of Custody

SAMPLE I.D. NUMBER	SAMPLE DATE (YEAR 14)	SAMPLE TIME	SAMPLE DEPTH (ft)	AIR SAMPLE VOLUME (L)	MATRIX (A) AIR (S) SOIL (D) GAS (W) WATER	NUMBER OF CONTAINERS	FILTERED/UNFILTERED (F/U)	PRESERVATION (SEE KEY)	ANALYSIS REQUIRED: Arsenic 6010	COMMENTS
C-8A	9/25	0900	0.25	/	S	1	U	NO	X	Please combine all
C-9A		0819		/					X	samples on this COC,
C-10A		0810		/					X	(2 pages) int one
C-11A		0803		/					X	incremental sample
C-12A		0801		/					X	named:
C-13A		0755		/					X	MH-IS-CORMACOPIA-A-0.0-0.5
C-14A		0757		/					X	
C-15A		0830		/					X	
C-16A		0809		/					X	email results to:
C-17A		0818		/					X	Sdergham@environcorp.com
C-18A		0808		/					X	Acaron@ "
C-19A		0756		/					X	
C-20A	↓	0751	↓	/	↓	↓	↓	↓	X	
TOTAL	X	X	X							

RELINQUISHED BY:	TIME/DATE: 1520 9/25/14	RECEIVED BY: Shah Qadeer (COMPANY): DCS	TIME/DATE: 1530 9/25/14
RELINQUISHED BY:	TIME/DATE: 1837 9/25/14	RECEIVED BY: (COMPANY): TAI	TIME/DATE: 09/25/14 1837
RELINQUISHED BY:	TIME/DATE:	RECEIVED BY: (COMPANY):	TIME/DATE:

TURNAROUND TIME (CIRCLE ONE): SAME DAY / 24 HOURS / 48 HOURS / 72 HOURS / 5 DAYS / NORMAL

SAMPLE INTEGRITY #65 INTACT: (Y) N Temp 3.6/2.8

IF SEALED, SEAL INTEGRITY INTACT: Y (N)

H = HCL; N = HNO3; S = H2SO; U = UNKNOWN; NO = NONE; O = OTHER

FILE: LOG FORMS\Chain_of_Custody

A Shallow 0.0-0.5'

ENVIRON — CHAIN-of-CUSTODY № 10586

18100 Von Karman Ave., Suite 600, Irvine, CA 92612, (949) 261-5151, (949) 261-6202 (fax)
707 Wilshire Blvd., Suite 4950, Los Angeles, Calif. 90017, (213) 943-6300, (213) 943-6301 (fax)
1702 E Highland Avenue, Suite 412, Phoenix, AZ 85016, (602) 734-7700, (602) 734-7701 (fax)

PROJECT NAME / FACILITY ID: SMMUSD
PROJECT NUMBER: 04-33980J
DATE: 9/25/14
PROJECT LOCATION: Malibu, CA
IS THIS A UST PROJECT OR IS EDF REQUIRED? Y N IF YES, GLOBAL ID #:

MSA#: WO#:
FIELD PERSON: A. Caron / B. Bauer / M Raposo
PROJECT MANAGER: Safaa Dergham
LABORATORY: Test America

SAMPLER: Brian Bauer
SIGNATURE:

SAMPLE I.D. NUMBER	SAMPLE DATE (YEAR 14)	SAMPLE TIME	SAMPLE DEPTH (ft)	AIR SAMPLE VOLUME (L)	MATRIX (A) AIR (S) SOIL (G) GAS (W) WATER	NUMBER OF CONTAINERS	FILTERED/UNFILTERED (F/U)	PRESERVATION (SEE KEY)	ANALYSIS REQUIRED: Arsenic 6010	COMMENTS
C-21A	9/25	0850	0.0-0.25	/	S	1	U	No	X	
C-22A		0840		/					X	see pg. 1
C-23A		0830		/					X	
C-24A		0827		/					X	
C-25A		0858		/					X	
C-26A		0750		/					X	
C-27A		0845		/					X	
C-28A		0839		/					X	
C-29A		0834		/					X	
C-30A		0839		/					X	
C-31A	↓	0845	↓	/	↓	↓	↓	↓	X	
TOTAL	X	X	X							

MTC

RELINQUISHED BY:	TIME/DATE: 1520 / 9/25/14	RECEIVED BY:	TIME/DATE: 1526 / 9/25/14
		(COMPANY): DS	
RELINQUISHED BY:	TIME/DATE: 1837 / 9/25/14	RECEIVED BY:	TIME/DATE: 09/25/14 1837
		(COMPANY): TAT	
RELINQUISHED BY:	TIME/DATE:	RECEIVED BY:	TIME/DATE:
		(COMPANY):	

TURNAROUND TIME (CIRCLE ONE): SAME DAY / 24 HOURS / 48 HOURS / 72 HOURS / 5 DAYS / (NORMAL)

SAMPLE INTEGRITY #65
INTACT: (Y) N Temp 3.6°/2.8°

IF SEALED, SEAL INTEGRITY
INTACT: Y (N)

H = HCL; N = HNO_3; S = H_2SO_4; U = UNKNOWN; NO = NONE; O = OTHER

FILE: LOG FORMS\Chain_of_Custody

Login Sample Receipt Checklist

Client: ENVIRON International Corp.

Job Number: 440-89021-1

Login Number: 89021

List Source: TestAmerica Irvine

List Number: 1

Creator: Freitag, Kevin R

Question	Answer	Comment
Radioactivity wasn't checked or is </= background as measured by a survey meter.	True	
The cooler's custody seal, if present, is intact.	True	
Sample custody seals, if present, are intact.	True	
The cooler or samples do not appear to have been compromised or tampered with.	True	
Samples were received on ice.	True	
Cooler Temperature is acceptable.	True	
Cooler Temperature is recorded.	True	
COC is present.	True	
COC is filled out in ink and legible.	True	
COC is filled out with all pertinent information.	True	
Is the Field Sampler's name present on COC?	True	
There are no discrepancies between the containers received and the COC.	True	
Samples are received within Holding Time.	True	
Sample containers have legible labels.	True	
Containers are not broken or leaking.	True	
Sample collection date/times are provided.	True	
Appropriate sample containers are used.	True	
Sample bottles are completely filled.	True	
Sample Preservation Verified.	N/A	
There is sufficient vol. for all requested analyses, incl. any requested MS/MSDs	True	
Containers requiring zero headspace have no headspace or bubble is <6mm (1/4").	True	
Multiphasic samples are not present.	True	
Samples do not require splitting or compositing.	True	
Residual Chlorine Checked.	N/A	

Login Sample Receipt Checklist

Client: ENVIRON International Corp.

Job Number: 440-89021-1

Login Number: 89021
List Number: 2
Creator: Muniz, Ashley T

List Source: TestAmerica Denver
List Creation: 09/27/14 06:39 PM

Question	Answer	Comment
Radioactivity wasn't checked or is </= background as measured by a survey meter.	N/A	
The cooler's custody seal, if present, is intact.	True	
Sample custody seals, if present, are intact.	True	
The cooler or samples do not appear to have been compromised or tampered with.	True	
Samples were received on ice.	True	
Cooler Temperature is acceptable.	True	
Cooler Temperature is recorded.	True	
COC is present.	True	
COC is filled out in ink and legible.	True	
COC is filled out with all pertinent information.	True	
Is the Field Sampler's name present on COC?	False	Received project as a subcontract.
There are no discrepancies between the containers received and the COC.	True	
Samples are received within Holding Time.	True	
Sample containers have legible labels.	True	
Containers are not broken or leaking.	True	
Sample collection date/times are provided.	True	
Appropriate sample containers are used.	True	
Sample bottles are completely filled.	True	
Sample Preservation Verified.	N/A	
There is sufficient vol. for all requested analyses, incl. any requested MS/MSDs	True	
Containers requiring zero headspace have no headspace or bubble is <6mm (1/4").	True	
Multiphasic samples are not present.	True	
Samples do not require splitting or compositing.	True	
Residual Chlorine Checked.	N/A	

TestAmerica

THE LEADER IN ENVIRONMENTAL TESTING

ANALYTICAL REPORT

TestAmerica Laboratories, Inc.
TestAmerica Irvine
17461 Derian Ave
Suite 100
Irvine, CA 92614-5817
Tel: (949)261-1022

TestAmerica Job ID: 440-89022-1
Client Project/Site: Malibu, SMMUSD

For:
ENVIRON International Corp.
18100 Von Karman Avenue
Irvine, California 92612

Attn: Safaa Dergham

Authorized for release by:
10/14/2014 9:51:24 AM

Patty Mata, Senior Project Manager
(949)261-1022
patty.mata@testamericainc.com

LINKS

Review your project results through TotalAccess

Have a Question? Ask The Expert

Visit us at: www.testamericainc.com

The test results in this report meet all 2003 NELAC and 2009 TNI requirements for accredited parameters, exceptions are noted in this report. This report may not be reproduced except in full, and with written approval from the laboratory. For questions please contact the Project Manager at the e-mail address or telephone number listed on this page.

This report has been electronically signed and authorized by the signatory. Electronic signature is intended to be the legally binding equivalent of a traditionally handwritten signature.

Results relate only to the items tested and the sample(s) as received by the laboratory.

Table of Contents

Cover Page 1
Table of Contents 2
Sample Summary 3
Case Narrative 4
Client Sample Results 5
Method Summary 6
Lab Chronicle 7
QC Sample Results 8
QC Association Summary 9
Definitions/Glossary 10
Certification Summary 11
Chain of Custody 13
Receipt Checklists 15

Sample Summary

Client: ENVIRON International Corp.
Project/Site: Malibu, SMMUSD

TestAmerica Job ID: 440-89022-1

Lab Sample ID	Client Sample ID	Matrix	Collected	Received
440-89022-25	MH-IS-CORNUCOPIA-A-1.5-1.75	Solid	09/25/14 09:05	09/25/14 18:37

Job ID: 440-89022-1

Laboratory: TestAmerica Irvine

Narrative

Job Narrative
440-89022-1

Comments
No additional comments.

Receipt
The samples were received on 9/25/2014 6:37 PM; the samples arrived in good condition, properly preserved and, where required, on ice.
The temperature of the cooler at receipt was 2.8º C.

Metals
No analytical or quality issues were noted, other than those described in the Definitions/Glossary page.

Organic Prep
No analytical or quality issues were noted, other than those described in the Definitions/Glossary page.

Client: ENVIRON International Corp.
Project/Site: Malibu, SMMUSD

TestAmerica Job ID: 440-89022-1

Client Sample ID: MH-IS-CORNUCOPIA-A-1.5-1.75
Lab Sample ID: 440-89022-25
Date Collected: 09/25/14 09:05
Matrix: Solid
Date Received: 09/25/14 18:37

Method: 6010B - Metals (ICP)

Analyte	Result	Qualifier	RL		Unit	D	Prepared	Analyzed	Dil Fac
Arsenic	6.4		1.9		mg/Kg		10/06/14 15:00	10/07/14 15:55	1

Method Summary

Client: ENVIRON International Corp.
Project/Site: Malibu, SMMUSD

TestAmerica Job ID: 440-89022-1

Method	Method Description	Protocol	Laboratory
6010B	Metals (ICP)	SW846	TAL DEN

Protocol References:

SW846 = "Test Methods For Evaluating Solid Waste, Physical/Chemical Methods", Third Edition, November 1986 And Its Updates.

Laboratory References:

TAL DEN = TestAmerica Denver, 4955 Yarrow Street, Arvada, CO 80002, TEL (303)736-0100

Lab Chronicle

Client: ENVIRON International Corp.
Project/Site: Malibu, SMMUSD

TestAmerica Job ID: 440-89022-1

Client Sample ID: MH-IS-CORNUCOPIA-A-1.5-1.75
Date Collected: 09/25/14 09:05
Date Received: 09/25/14 18:37

Lab Sample ID: 440-89022-25
Matrix: Solid

Prep Type	Batch Type	Batch Method	Run	Dil Factor	Initial Amount	Final Amount	Batch Number	Prepared or Analyzed	Analyst	Lab
Total/NA	ISM Prep	Increment, prep				1.0 g	245720	10/01/14 11:29	ACF	TAL DEN
Total/NA	Prep	3050B MOD			10.49 g	500 mL	246410	10/06/14 15:00	CGG	TAL DEN
Total/NA	Analysis	6010B		1	10.49 g	500 mL	246855	10/07/14 15:55	LLB	TAL DEN

Laboratory References:

TAL DEN = TestAmerica Denver, 4955 Yarrow Street, Arvada, CO 80002, TEL (303)736-0100

Method: 6010B - Metals (ICP)

Lab Sample ID: MB 280-246410/1-A
Matrix: Solid
Analysis Batch: 246855

Client Sample ID: Method Blank
Prep Type: Total/NA
Prep Batch: 246410

Analyte	MB Result	MB Qualifier	RL		Unit	D	Prepared	Analyzed	Dil Fac
Arsenic	ND		2.0		mg/Kg		10/06/14 15:00	10/07/14 15:47	1

Lab Sample ID: LCS 280-246410/2-A
Matrix: Solid
Analysis Batch: 246855

Client Sample ID: Lab Control Sample
Prep Type: Total/NA
Prep Batch: 246410

Analyte			Spike Added	LCS Result	LCS Qualifier	Unit	D	%Rec	%Rec. Limits		
Arsenic			50.0	48.8		mg/Kg		98	85 - 110		

Lab Sample ID: 440-88867-A-49-C MS
Matrix: Solid
Analysis Batch: 246855

Client Sample ID: Matrix Spike
Prep Type: Total/NA
Prep Batch: 246410

Analyte	Sample Result	Sample Qualifier	Spike Added	MS Result	MS Qualifier	Unit	D	%Rec	%Rec. Limits		
Arsenic	4.3		49.3	43.4		mg/Kg		79	76 - 111		

Lab Sample ID: 440-88867-A-49-D MSD
Matrix: Solid
Analysis Batch: 246855

Client Sample ID: Matrix Spike Duplicate
Prep Type: Total/NA
Prep Batch: 246410

Analyte	Sample Result	Sample Qualifier	Spike Added	MSD Result	MSD Qualifier	Unit	D	%Rec	%Rec. Limits	RPD	RPD Limit
Arsenic	4.3		47.9	41.6		mg/Kg		78	76 - 111	4	30

QC Association Summary

Client: ENVIRON International Corp.
Project/Site: Malibu, SMMUSD

TestAmerica Job ID: 440-89022-1

Metals

ISM Prep Batch: 245720

Lab Sample ID	Client Sample ID	Prep Type	Matrix	Method	Prep Batch
440-88867-A-49-C MS	Matrix Spike	Total/NA	Solid	Increment, prep	
440-88867-A-49-D MSD	Matrix Spike Duplicate	Total/NA	Solid	Increment, prep	
440-89022-25	MH-IS-CORNUCOPIA-A-1.5-1.75	Total/NA	Solid	Increment, prep	

Prep Batch: 246410

Lab Sample ID	Client Sample ID	Prep Type	Matrix	Method	Prep Batch
440-88867-A-49-C MS	Matrix Spike	Total/NA	Solid	3050B MOD	245720
440-88867-A-49-D MSD	Matrix Spike Duplicate	Total/NA	Solid	3050B MOD	245720
440-89022-25	MH-IS-CORNUCOPIA-A-1.5-1.75	Total/NA	Solid	3050B MOD	245720
LCS 280-246410/2-A	Lab Control Sample	Total/NA	Solid	3050B MOD	
MB 280-246410/1-A	Method Blank	Total/NA	Solid	3050B MOD	

Analysis Batch: 246855

Lab Sample ID	Client Sample ID	Prep Type	Matrix	Method	Prep Batch
440-88867-A-49-C MS	Matrix Spike	Total/NA	Solid	6010B	246410
440-88867-A-49-D MSD	Matrix Spike Duplicate	Total/NA	Solid	6010B	246410
440-89022-25	MH-IS-CORNUCOPIA-A-1.5-1.75	Total/NA	Solid	6010B	246410
LCS 280-246410/2-A	Lab Control Sample	Total/NA	Solid	6010B	246410
MB 280-246410/1-A	Method Blank	Total/NA	Solid	6010B	246410

Glossary

Abbreviation	These commonly used abbreviations may or may not be present in this report.
¤	Listed under the "D" column to designate that the result is reported on a dry weight basis
%R	Percent Recovery
CFL	Contains Free Liquid
CNF	Contains no Free Liquid
DER	Duplicate error ratio (normalized absolute difference)
Dil Fac	Dilution Factor
DL, RA, RE, IN	Indicates a Dilution, Re-analysis, Re-extraction, or additional Initial metals/anion analysis of the sample
DLC	Decision level concentration
MDA	Minimum detectable activity
EDL	Estimated Detection Limit
MDC	Minimum detectable concentration
MDL	Method Detection Limit
ML	Minimum Level (Dioxin)
NC	Not Calculated
ND	Not detected at the reporting limit (or MDL or EDL if shown)
PQL	Practical Quantitation Limit
QC	Quality Control
RER	Relative error ratio
RL	Reporting Limit or Requested Limit (Radiochemistry)
RPD	Relative Percent Difference, a measure of the relative difference between two points
TEF	Toxicity Equivalent Factor (Dioxin)
TEQ	Toxicity Equivalent Quotient (Dioxin)

Certification Summary

Client: ENVIRON International Corp.
Project/Site: Malibu, SMMUSD

TestAmerica Job ID: 440-89022-1

Laboratory: TestAmerica Irvine

All certifications held by this laboratory are listed. Not all certifications are applicable to this report.

Authority	Program	EPA Region	Certification ID	Expiration Date
Alaska	State Program	10	CA01531	06-30-15
Arizona	State Program	9	AZ0671	10-13-15
California	LA Cty Sanitation Districts	9	10256	01-31-15
California	State Program	9	2706	06-30-16
Guam	State Program	9	Cert. No. 12.002r	01-23-15
Hawaii	State Program	9	N/A	01-29-15 *
Nevada	State Program	9	CA015312007A	07-31-15
New Mexico	State Program	6	N/A	01-29-15
Northern Mariana Islands	State Program	9	MP0002	01-29-15
Oregon	NELAP	10	4005	01-29-15
USDA	Federal		P330-09-00080	06-06-15
USEPA UCMR	Federal	1	CA01531	01-31-15

Laboratory: TestAmerica Denver

All certifications held by this laboratory are listed. Not all certifications are applicable to this report.

Authority	Program	EPA Region	Certification ID	Expiration Date
A2LA	DoD ELAP		2907.01	10-31-15 *
A2LA	ISO/IEC 17025		2907.01	10-31-15
Alabama	State Program	4	40730	09-30-12 *
Alaska (UST)	State Program	10	UST-30	04-05-15
Arizona	State Program	9	AZ0713	12-19-14
Arkansas DEQ	State Program	6	88-0687	06-01-15
California	State Program	9	2513	08-31-16
Florida	NELAP	4	E87667	06-30-15
Georgia	State Program	4	N/A	01-09-15
Illinois	NELAP	5	200017	04-30-15
Iowa	State Program	7	370	12-01-14 *
Kansas	NELAP	7	E-10166	04-30-15
Louisiana	NELAP	6	02096	06-30-15
Maine	State Program	1	CO0002	03-03-15
Minnesota	NELAP	5	8-999-405	12-31-14
Nevada	State Program	9	CO0026	07-31-15
New Hampshire	NELAP	1	205310	04-28-15
New Jersey	NELAP	2	CO004	06-30-15
New Mexico	State Program	6	CO00026	01-09-15
New York	NELAP	2	11964	03-31-15
North Carolina (WW/SW)	State Program	4	358	12-31-14
North Dakota	State Program	8	R-034	06-30-14 *
Oklahoma	State Program	6	8614	08-31-15
Oregon	NELAP	10	4025	01-09-15
Pennsylvania	NELAP	3	68-00664	07-30-15
South Carolina	State Program	4	72002001	06-30-15
Texas	NELAP	6	T104704183-13-8	10-01-15
USDA	Federal		P330-13-00202	07-02-16
Utah	NELAP	8	CO00026	07-31-15
Virginia	NELAP	3	460232	06-14-15
Washington	State Program	10	C583	08-03-15
West Virginia DEP	State Program	3	354	11-30-14
Wisconsin	State Program	5	999615430	08-31-15

* Certification renewal pending - certification considered valid.

Certification Summary

Client: ENVIRON International Corp.
Project/Site: Malibu, SMMUSD

TestAmerica Job ID: 440-89022-1

Laboratory: TestAmerica Denver (Continued)

All certifications held by this laboratory are listed. Not all certifications are applicable to this report.

Authority	Program	EPA Region	Certification ID	Expiration Date
Wyoming (UST)	A2LA	8	2907.01	10-31-15

A Deep 1.5-1.75'

ENVIRON CHAIN-of-CUSTODY № 10587

PAGE 1 of 2

☒ 18100 Von Karman Ave., Suite 600, Irvine, CA 92612, (949) 261-5151, (949) 261-6202 (fax)
☐ 707 Wilshire Blvd., Suite 4950, Los Angeles, Calif. 90017, (213) 943-6300, (213) 943-6301 (fax)
☐ 1702 E Highland Avenue, Suite 412, Phoenix, AZ 85016, (602) 734-7700, (602) 734-7701 (fax)

PROJECT NAME / FACILITY ID: SMMUSD
PROJECT NUMBER: 04-33980J
PROJECT LOCATION: Malibu, CA
DATE: 9/25/14
IS THIS A UST PROJECT OR IS EDF REQUIRED? Y N IF YES, GLOBAL ID #:

MSA#: WO#:
FIELD PERSON: A Caron / B. Bauer / M Raposo
PROJECT MANAGER: B. Safaa Dergham
LABORATORY: Test America

SAMPLER: Brian Bauer
SIGNATURE:

440-89022 Chain of Custody

SAMPLE I.D. NUMBER	SAMPLE DATE (YEAR 14)	SAMPLE TIME	SAMPLE DEPTH (ft) 1.5-1.75	AIR SAMPLE VOLUME (L)	MATRIX (A) AIR (S) SOIL (O) GAS (W) WATER	NUMBER OF CONTAINERS	FILTERED / UNFILTERED (F/U)	PRESERVATION (SEE KEY)	ANALYSIS REQUIRED: Arsenic 6010	COMMENTS
C-8A	9/25	0905	1.5 0125	/	S	1	U	NO	X	Please combine all
C-9A		0825	1.5 1.75	/					X	samples on this COC
C-10A		0814		/					X	(2 pages) into one
C-11A		0806		/					X	incremental sample
C-12A		0804		/					X	named:
C-13A		0759		/					X	MH-IS-CORNUCOPIA-A 1.5-1.75
C-14A		0804		/					X	
C-15A		0835		/					X	
C-16A		0814		/					X	
C-17A		0826		/					X	email results to:
C-18A		0829		/					X	Sdergham@Environcorp.com
C-19A		0759		/					X	ACaron@ " "
C-20A	↓	0753	↓	/	↓	↓	↓	↓	X	
TOTAL	X	X	X							

O = OTHER; NO = NONE; U = UNKNOWN; S = H_2SO_4; N = HNO_3; H = HCL;

RELINQUISHED BY:	TIME/DATE:	RECEIVED BY:	TIME/DATE:
	1520 / 9/25/14	(COMPANY): DLS	1520 / 9/25/14
RELINQUISHED BY:	TIME/DATE:	RECEIVED BY:	TIME/DATE:
	1837 / 9/25/14	(COMPANY): TAL	09/25/14 1837
RELINQUISHED BY:	TIME/DATE:	RECEIVED BY:	TIME/DATE:
		(COMPANY):	

TURNAROUND TIME (CIRCLE ONE): SAME DAY / 24 HOURS / 48 HOURS / 72 HOURS / 5 DAYS / NORMAL

SAMPLE INTEGRITY #65
INTACT: (Y) N Temp 3.6°/2.8°

IF SEALED, SEAL INTEGRITY
INTACT: Y (N)

FILE: LOG FORMS\Chain_of_Custody

Page 13 of 16

10/14/2014

A Deep 1.5-1.75'

ENVIRON

CHAIN-of-CUSTODY

№ 10588

PAGE 2 of 2

☒ 18100 Von Karman Ave., Suite 600, Irvine, CA 92612, (949) 261-5151, (949) 261-6202 (fax)

☐ 707 Wilshire Blvd., Suite 4950, Los Angeles, Calif. 90017, (213) 943-6300, (213) 943-6301 (fax)

☐ 1702 E Highland Avenue, Suite 412, Phoenix, AZ 85016, (602) 734-7700, (602) 734-7701 (fax)

MSA#: _____ WO#: _____

PROJECT NAME / FACILITY ID: SMMUSD

FIELD PERSON: A Caron / B Bauer / M Raposo

PROJECT NUMBER: 04-33980 J DATE: 9/25/14

PROJECT MANAGER: Safar D.

PROJECT LOCATION: Malibu, CA

LABORATORY: Test America

IS THIS A UST PROJECT OR IS EDF REQUIRED? Y N IF YES, GLOBAL ID #: _____

SAMPLER: Brian Bauer

SIGNATURE: [signature]

SAMPLE I.D. NUMBER	SAMPLE DATE (YEAR 14)	SAMPLE TIME	SAMPLE DEPTH (ft)	AIR SAMPLE VOLUME (L)	MATRIX (A) AIR (S) SOIL (G) GAS (W) WATER	NUMBER OF CONTAINERS	FILTERED/UNFILTERED (F/U)	PRESERVATION (SEE KEY)	ANALYSIS REQUIRED: Arsenic 6010									COMMENTS
C-21A	9/25	0754	1.5-1.75	/	S	1	U	NO	X									
C-22A	↓	0850	↓	/	↓	↓	↓	↓	X									see pg. 1
C-23A	↓	0836	↓	/	↓	↓	↓	↓	X									
C-24A	↓	0832	↓	/	↓	↓	↓	↓	X									
C-25A	↓	0804	↓	/	↓	↓	↓	↓	X									
C-26A	↓	0753	↓	/	↓	↓	↓	↓	X									
C-27A	↓	0851	↓	/	↓	↓	↓	↓	X									
C-28A	↓	0851	↓	/	↓	↓	↓	↓	X									
C-29A	↓	0836	↓	/	↓	↓	↓	↓	X									
C-30A	↓	0852	↓	/	↓	↓	↓	↓	X									
C-31A.	↓	0848	↓	/	↓	↓	↓	↓	X									
TOTAL	X	X	X															

RELINQUISHED BY:	TIME/DATE:	RECEIVED BY: (COMPANY):	TIME/DATE:
[signature]	1520 / 9/25/14	Shafi Qnabi DCS	1520 9/25/14
Shafi Qnabi	1837 / 9/25/14	[signature] TAI	09/25/14 18:37

TURNAROUND TIME (CIRCLE ONE): SAME DAY, 24 HOURS, 48 HOURS, 72 HOURS, 5 DAYS, NORMAL

SAMPLE INTEGRITY #65 — INTACT: Y N Temp 3.6°/2.8°

IF SEALED, SEAL INTEGRITY — INTACT: Y N

UTC [signature] [signature]

FILE: LOG FORMS\Chain_of_Custody

H = HCL; N = HNO_3; S = H_2SO_4; U = UNKNOWN; NO = NONE; O = OTHER

Login Sample Receipt Checklist

Client: ENVIRON International Corp.

Job Number: 440-89022-1

Login Number: 89022

List Source: TestAmerica Irvine

List Number: 1

Creator: Freitag, Kevin R

Question	Answer	Comment
Radioactivity wasn't checked or is </= background as measured by a survey meter.	True	
The cooler's custody seal, if present, is intact.	True	
Sample custody seals, if present, are intact.	True	
The cooler or samples do not appear to have been compromised or tampered with.	True	
Samples were received on ice.	True	
Cooler Temperature is acceptable.	True	
Cooler Temperature is recorded.	True	
COC is present.	True	
COC is filled out in ink and legible.	True	
COC is filled out with all pertinent information.	True	
Is the Field Sampler's name present on COC?	True	
There are no discrepancies between the containers received and the COC.	True	
Samples are received within Holding Time.	True	
Sample containers have legible labels.	True	
Containers are not broken or leaking.	True	
Sample collection date/times are provided.	True	
Appropriate sample containers are used.	True	
Sample bottles are completely filled.	True	
Sample Preservation Verified.	N/A	
There is sufficient vol. for all requested analyses, incl. any requested MS/MSDs	True	
Containers requiring zero headspace have no headspace or bubble is <6mm (1/4").	True	
Multiphasic samples are not present.	True	
Samples do not require splitting or compositing.	True	
Residual Chlorine Checked.	N/A	

Login Sample Receipt Checklist

Client: ENVIRON International Corp.

Job Number: 440-89022-1

Login Number: 89022
List Number: 2
Creator: Muniz, Ashley T

List Source: TestAmerica Denver
List Creation: 09/27/14 06:33 PM

Question	Answer	Comment
Radioactivity wasn't checked or is </= background as measured by a survey meter.	N/A	
The cooler's custody seal, if present, is intact.	True	
Sample custody seals, if present, are intact.	True	
The cooler or samples do not appear to have been compromised or tampered with.	True	
Samples were received on ice.	True	
Cooler Temperature is acceptable.	True	
Cooler Temperature is recorded.	True	
COC is present.	True	
COC is filled out in ink and legible.	True	
COC is filled out with all pertinent information.	True	
Is the Field Sampler's name present on COC?	N/A	Received project as a subcontract.
There are no discrepancies between the containers received and the COC.	True	
Samples are received within Holding Time.	True	
Sample containers have legible labels.	True	
Containers are not broken or leaking.	True	
Sample collection date/times are provided.	True	
Appropriate sample containers are used.	True	
Sample bottles are completely filled.	True	
Sample Preservation Verified.	N/A	
There is sufficient vol. for all requested analyses, incl. any requested MS/MSDs	True	
Containers requiring zero headspace have no headspace or bubble is <6mm (1/4").	True	
Multiphasic samples are not present.	True	
Samples do not require splitting or compositing.	True	
Residual Chlorine Checked.	N/A	

TestAmerica

THE LEADER IN ENVIRONMENTAL TESTING

ANALYTICAL REPORT

TestAmerica Laboratories, Inc.
TestAmerica Irvine
17461 Derian Ave
Suite 100
Irvine, CA 92614-5817
Tel: (949)261-1022

TestAmerica Job ID: 440-89023-1
Client Project/Site: Malibu, SMMUSD

For:
ENVIRON International Corp.
18100 Von Karman Avenue
Irvine, California 92612

Attn: Safaa Dergham

Authorized for release by:
10/14/2014 9:52:45 AM

Patty Mata, Senior Project Manager
(949)261-1022
patty.mata@testamericainc.com

LINKS

Review your project results through TotalAccess

Have a Question? Ask The Expert

Visit us at: www.testamericainc.com

The test results in this report meet all 2003 NELAC and 2009 TNI requirements for accredited parameters, exceptions are noted in this report. This report may not be reproduced except in full, and with written approval from the laboratory. For questions please contact the Project Manager at the e-mail address or telephone number listed on this page.

This report has been electronically signed and authorized by the signatory. Electronic signature is intended to be the legally binding equivalent of a traditionally handwritten signature.

Results relate only to the items tested and the sample(s) as received by the laboratory.

Table of Contents

Cover Page 1
Table of Contents 2
Sample Summary 3
Case Narrative 4
Client Sample Results 5
Method Summary 6
Lab Chronicle 7
QC Sample Results 8
QC Association Summary 9
Definitions/Glossary 10
Certification Summary 11
Chain of Custody 13
Receipt Checklists 15

Sample Summary

Client: ENVIRON International Corp.
Project/Site: Malibu, SMMUSD

TestAmerica Job ID: 440-89023-1

Lab Sample ID	Client Sample ID	Matrix	Collected	Received
440-89023-25	MH-IS-CORNUCOPIA-B-0-0.25	Solid	09/25/14 10:28	09/25/14 18:37

Job ID: 440-89023-1

Laboratory: TestAmerica Irvine

Narrative

Job Narrative
440-89023-1

Comments
No additional comments.

Receipt
The samples were received on 9/25/2014 6:37 PM; the samples arrived in good condition, properly preserved and, where required, on ice.
The temperature of the cooler at receipt was 2.8º C.

Metals
No analytical or quality issues were noted, other than those described in the Definitions/Glossary page.

Organic Prep
No analytical or quality issues were noted, other than those described in the Definitions/Glossary page.

Client: ENVIRON International Corp.
Project/Site: Malibu, SMMUSD

TestAmerica Job ID: 440-89023-1

Client Sample ID: MH-IS-CORNUCOPIA-B-0-0.25
Date Collected: 09/25/14 10:28
Date Received: 09/25/14 18:37

Lab Sample ID: 440-89023-25
Matrix: Solid

Method: 6010B - Metals (ICP)

Analyte	Result	Qualifier	RL		Unit	D	Prepared	Analyzed	Dil Fac
Arsenic	14		1.9		mg/Kg		10/06/14 15:00	10/07/14 15:59	1

Method Summary

Client: ENVIRON International Corp.
Project/Site: Malibu, SMMUSD

TestAmerica Job ID: 440-89023-1

Method	Method Description	Protocol	Laboratory
6010B	Metals (ICP)	SW846	TAL DEN

Protocol References:

SW846 = "Test Methods For Evaluating Solid Waste, Physical/Chemical Methods", Third Edition, November 1986 And Its Updates.

Laboratory References:

TAL DEN = TestAmerica Denver, 4955 Yarrow Street, Arvada, CO 80002, TEL (303)736-0100

Lab Chronicle

Client: ENVIRON International Corp.
Project/Site: Malibu, SMMUSD

TestAmerica Job ID: 440-89023-1

Client Sample ID: MH-IS-CORNUCOPIA-B-0-0.25 — **Lab Sample ID: 440-89023-25**

Date Collected: 09/25/14 10:28 — **Matrix: Solid**

Date Received: 09/25/14 18:37

Prep Type	Batch Type	Batch Method	Run	Dil Factor	Initial Amount	Final Amount	Batch Number	Prepared or Analyzed	Analyst	Lab
Total/NA	ISM Prep	Increment, prep				1.0 g	245720	10/01/14 11:29	ACF	TAL DEN
Total/NA	Prep	3050B MOD			10.77 g	500 mL	246410	10/06/14 15:00	CGG	TAL DEN
Total/NA	Analysis	6010B		1	10.77 g	500 mL	246855	10/07/14 15:59	LLB	TAL DEN

Laboratory References:

TAL DEN = TestAmerica Denver, 4955 Yarrow Street, Arvada, CO 80002, TEL (303)736-0100

Method: 6010B - Metals (ICP)

Lab Sample ID: MB 280-246410/1-A
Matrix: Solid
Analysis Batch: 246855

Client Sample ID: Method Blank
Prep Type: Total/NA
Prep Batch: 246410

Analyte	MB Result	MB Qualifier	RL		Unit	D	Prepared	Analyzed	Dil Fac
Arsenic	ND		2.0		mg/Kg		10/06/14 15:00	10/07/14 15:47	1

Lab Sample ID: LCS 280-246410/2-A
Matrix: Solid
Analysis Batch: 246855

Client Sample ID: Lab Control Sample
Prep Type: Total/NA
Prep Batch: 246410

Analyte			Spike Added	LCS Result	LCS Qualifier	Unit	D	%Rec	%Rec. Limits		
Arsenic			50.0	48.8		mg/Kg		98	85 - 110		

Lab Sample ID: 440-88867-A-49-C MS
Matrix: Solid
Analysis Batch: 246855

Client Sample ID: Matrix Spike
Prep Type: Total/NA
Prep Batch: 246410

Analyte	Sample Result	Sample Qualifier	Spike Added	MS Result	MS Qualifier	Unit	D	%Rec	%Rec. Limits		
Arsenic	4.3		49.3	43.4		mg/Kg		79	76 - 111		

Lab Sample ID: 440-88867-A-49-D MSD
Matrix: Solid
Analysis Batch: 246855

Client Sample ID: Matrix Spike Duplicate
Prep Type: Total/NA
Prep Batch: 246410

Analyte	Sample Result	Sample Qualifier	Spike Added	MSD Result	MSD Qualifier	Unit	D	%Rec	%Rec. Limits	RPD	RPD Limit
Arsenic	4.3		47.9	41.6		mg/Kg		78	76 - 111	4	30

QC Association Summary

Client: ENVIRON International Corp.
Project/Site: Malibu, SMMUSD

TestAmerica Job ID: 440-89023-1

Metals

ISM Prep Batch: 245720

Lab Sample ID	Client Sample ID	Prep Type	Matrix	Method	Prep Batch
440-88867-A-49-C MS	Matrix Spike	Total/NA	Solid	Increment, prep	
440-88867-A-49-D MSD	Matrix Spike Duplicate	Total/NA	Solid	Increment, prep	
440-89023-25	MH-IS-CORNUCOPIA-B-0-0.25	Total/NA	Solid	Increment, prep	

Prep Batch: 246410

Lab Sample ID	Client Sample ID	Prep Type	Matrix	Method	Prep Batch
440-88867-A-49-C MS	Matrix Spike	Total/NA	Solid	3050B MOD	245720
440-88867-A-49-D MSD	Matrix Spike Duplicate	Total/NA	Solid	3050B MOD	245720
440-89023-25	MH-IS-CORNUCOPIA-B-0-0.25	Total/NA	Solid	3050B MOD	245720
LCS 280-246410/2-A	Lab Control Sample	Total/NA	Solid	3050B MOD	
MB 280-246410/1-A	Method Blank	Total/NA	Solid	3050B MOD	

Analysis Batch: 246855

Lab Sample ID	Client Sample ID	Prep Type	Matrix	Method	Prep Batch
440-88867-A-49-C MS	Matrix Spike	Total/NA	Solid	6010B	246410
440-88867-A-49-D MSD	Matrix Spike Duplicate	Total/NA	Solid	6010B	246410
440-89023-25	MH-IS-CORNUCOPIA-B-0-0.25	Total/NA	Solid	6010B	246410
LCS 280-246410/2-A	Lab Control Sample	Total/NA	Solid	6010B	246410
MB 280-246410/1-A	Method Blank	Total/NA	Solid	6010B	246410

Glossary

Abbreviation	These commonly used abbreviations may or may not be present in this report.
¤	Listed under the "D" column to designate that the result is reported on a dry weight basis
%R	Percent Recovery
CFL	Contains Free Liquid
CNF	Contains no Free Liquid
DER	Duplicate error ratio (normalized absolute difference)
Dil Fac	Dilution Factor
DL, RA, RE, IN	Indicates a Dilution, Re-analysis, Re-extraction, or additional Initial metals/anion analysis of the sample
DLC	Decision level concentration
MDA	Minimum detectable activity
EDL	Estimated Detection Limit
MDC	Minimum detectable concentration
MDL	Method Detection Limit
ML	Minimum Level (Dioxin)
NC	Not Calculated
ND	Not detected at the reporting limit (or MDL or EDL if shown)
PQL	Practical Quantitation Limit
QC	Quality Control
RER	Relative error ratio
RL	Reporting Limit or Requested Limit (Radiochemistry)
RPD	Relative Percent Difference, a measure of the relative difference between two points
TEF	Toxicity Equivalent Factor (Dioxin)
TEQ	Toxicity Equivalent Quotient (Dioxin)

Certification Summary

Client: ENVIRON International Corp.
Project/Site: Malibu, SMMUSD

TestAmerica Job ID: 440-89023-1

Laboratory: TestAmerica Irvine

All certifications held by this laboratory are listed. Not all certifications are applicable to this report.

Authority	Program	EPA Region	Certification ID	Expiration Date
Alaska	State Program	10	CA01531	06-30-15
Arizona	State Program	9	AZ0671	10-13-15
California	LA Cty Sanitation Districts	9	10256	01-31-15
California	State Program	9	2706	06-30-16
Guam	State Program	9	Cert. No. 12.002r	01-23-15
Hawaii	State Program	9	N/A	01-29-15 *
Nevada	State Program	9	CA015312007A	07-31-15
New Mexico	State Program	6	N/A	01-29-15
Northern Mariana Islands	State Program	9	MP0002	01-29-15
Oregon	NELAP	10	4005	01-29-15
USDA	Federal		P330-09-00080	06-06-15
USEPA UCMR	Federal	1	CA01531	01-31-15

Laboratory: TestAmerica Denver

All certifications held by this laboratory are listed. Not all certifications are applicable to this report.

Authority	Program	EPA Region	Certification ID	Expiration Date
A2LA	DoD ELAP		2907.01	10-31-15 *
A2LA	ISO/IEC 17025		2907.01	10-31-15
Alabama	State Program	4	40730	09-30-12 *
Alaska (UST)	State Program	10	UST-30	04-05-15
Arizona	State Program	9	AZ0713	12-19-14
Arkansas DEQ	State Program	6	88-0687	06-01-15
California	State Program	9	2513	08-31-16
Florida	NELAP	4	E87667	06-30-15
Georgia	State Program	4	N/A	01-09-15
Illinois	NELAP	5	200017	04-30-15
Iowa	State Program	7	370	12-01-14 *
Kansas	NELAP	7	E-10166	04-30-15
Louisiana	NELAP	6	02096	06-30-15
Maine	State Program	1	CO0002	03-03-15
Minnesota	NELAP	5	8-999-405	12-31-14
Nevada	State Program	9	CO0026	07-31-15
New Hampshire	NELAP	1	205310	04-28-15
New Jersey	NELAP	2	CO004	06-30-15
New Mexico	State Program	6	CO00026	01-09-15
New York	NELAP	2	11964	03-31-15
North Carolina (WW/SW)	State Program	4	358	12-31-14
North Dakota	State Program	8	R-034	06-30-14 *
Oklahoma	State Program	6	8614	08-31-15
Oregon	NELAP	10	4025	01-09-15
Pennsylvania	NELAP	3	68-00664	07-30-15
South Carolina	State Program	4	72002001	06-30-15
Texas	NELAP	6	T104704183-13-8	10-01-15
USDA	Federal		P330-13-00202	07-02-16
Utah	NELAP	8	CO00026	07-31-15
Virginia	NELAP	3	460232	06-14-15
Washington	State Program	10	C583	08-03-15
West Virginia DEP	State Program	3	354	11-30-14
Wisconsin	State Program	5	999615430	08-31-15

* Certification renewal pending - certification considered valid.

Certification Summary

Client: ENVIRON International Corp.
Project/Site: Malibu, SMMUSD

TestAmerica Job ID: 440-89023-1

Laboratory: TestAmerica Denver (Continued)

All certifications held by this laboratory are listed. Not all certifications are applicable to this report.

Authority	Program	EPA Region	Certification ID	Expiration Date
Wyoming (UST)	A2LA	8	2907.01	10-31-15

B - Shallow 0.0-0.5

ENVIRON

CHAIN-of-CUSTODY

№ 10589

PAGE 1 of 2

☒ 18100 Von Karman Ave., Suite 600, Irvine, CA 92612, (949) 261-5151, (949) 261-6202 (fax)

☐ 707 Wilshire Blvd., Suite 4950, Los Angeles, Calif. 90017, (213) 943-6300, (213) 943-6301 (fax)

☐ 1702 E Highland Avenue, Suite 412, Phoenix, AZ 85016, (602) 734-7700, (602) 734-7701 (fax)

MSA#: _____ WO#: _____

PROJECT NAME / FACILITY ID: SMMUSD

FIELD PERSON: A. Caron / B. Bauer / M. Raposo

PROJECT NUMBER: 04-33980-J DATE: 9/25/14

PROJECT MANAGER: Safaa Dergham

PROJECT LOCATION: Malibu, CA

LABORATORY: Test America

IS THIS A UST PROJECT OR IS EDF REQUIRED? Y N IF YES, GLOBAL ID #: _____

SAMPLER: Brian Bauer

SIGNATURE: [signature]

440-89023 Chain of Custody

SAMPLE I.D. NUMBER	SAMPLE DATE (YEAR 14)	SAMPLE TIME	SAMPLE DEPTH (ft)	AIR SAMPLE VOLUME (L)	MATRIX (A) AIR (S) SOIL (G) GAS (W) WATER	NUMBER OF CONTAINERS	FILTERED/UNFILTERED (F/U)	PRESERVATION (SEE KEY)	ANALYSIS REQUIRED: Arsenic 6010	COMMENTS
C-8B	9/25	0956	0.0 0.25	/	S	1	U	NO	X	Please combine all
C-9B		0951		/					X	samples on this COC,
C-10B		0944		/					X	(2 pages) into one
C-11B		0943		/					X	incremental sample
C-12B		0937		/					X	named:
C-13B		0939		/					X	MH-IS-CORNUCOPIA-B-0-0.25
C-14B		0933		/					X	
C-15B		1009		/					X	
C-16B		0955		/					X	
C-17B		0949		/					X	email results to:
C-18B		0952		/					X	SDergham@environcorp.com
C-19B		0932		/					X	ACaron @ " "
C-20B		0937		/					X	
TOTAL	X	X	X							

RELINQUISHED BY:	TIME/DATE:	RECEIVED BY:	TIME/DATE:
[signature]	1520 / 9/25/14	Shafiq Nais (COMPANY): D/S	1520 / 9/25/14
Shafiq Nais	1857 / 9/25/14	[signature] (COMPANY): TAI	09/25/14 18:37

TURNAROUND TIME (CIRCLE ONE): SAME DAY, 24 HOURS, 48 HOURS, 72 HOURS, 5 DAYS, NORMAL

SAMPLE INTEGRITY: #65 INTACT: Y N Temp 3.6°/28°

IF SEALED, SEAL INTEGRITY: INTACT: Y N

UTC [signature]

H = HCL; N = HNO_3; S = H_2SO_4; U = UNKNOWN; NO = NONE; O = OTHER

FILE: LOG FORMS\Chain_of_Custody

B- Shallow 0.0-0.5'

ENVIRON CHAIN-of-CUSTODY № 10590

☐ 18100 Von Karman Ave., Suite 600, Irvine, CA 92612, (949) 261-5151, (949) 261-6202 (fax)
☐ 707 Wilshire Blvd., Suite 4950, Los Angeles, Calif. 90017, (213) 943-6300, (213) 943-6301 (fax)
☐ 1702 E Highland Avenue, Suite 412, Phoenix, AZ 85016, (602) 734-7700, (602) 734-7701 (fax)

MSA#: _____ WO#: _____

PROJECT NAME / FACILITY ID: SMMUSD

FIELD PERSON: A. Ceron / B. Bauer / M. Reposo

PROJECT NUMBER: 04-33980-5 DATE: 9/25/14

PROJECT MANAGER: Safaa Dergham

PROJECT LOCATION: Malibu, CA.

LABORATORY: Test America

IS THIS A UST PROJECT OR IS EDF REQUIRED? Y N IF YES, GLOBAL ID #: _____

SAMPLER: Brian Bauer

SIGNATURE: Brian Bauer

SAMPLE I.D. NUMBER	YEAR 14 SAMPLE DATE	SAMPLE TIME	SAMPLE DEPTH (ft)	AIR SAMPLE VOLUME (L)	MATRIX (A) AIR (S) SOIL (G) GAS (W) WATER	NUMBER OF CONTAINERS	FILTERED/UNFILTERED (F/U)	PRESERVATION (SEE KEY)	ANALYSIS REQUIRED: Arsenic 6010	COMMENTS
C-21B	9/25	0928	0.0 0.25	/	S	1	U	NO	X	
C-22B		1009		/					X	See pg. 1
C-23B		1008		/					X	
C-24B		1001		/					X	
C-25B		0945		/					X	
C-26B		0929		/					X	
C-27B		1016		/					X	
C-28B		1024		/					X	
C-29B		1028		/					X	
C-30B		1016		/					X	
C-31B	↓	1019	↓	/	↓	↓	↓	↓	X	
									X	
									X	
TOTAL	X	X	X							

RELINQUISHED BY: _____ TIME/DATE: 1520 / 9/25/14

RECEIVED BY: _____ TIME/DATE: 1520 9/25/14

(COMPANY): TAS

RELINQUISHED BY: _____ TIME/DATE: 1837 / 9/25/14

RECEIVED BY: _____ TIME/DATE: 9/25/14 18:37

(COMPANY): TAS

RELINQUISHED BY: _____ TIME/DATE: _____

RECEIVED BY: _____ TIME/DATE: _____

(COMPANY): _____

TURNAROUND TIME (CIRCLE ONE): SAME DAY / 24 HOURS / 48 HOURS / 72 HOURS / 5 DAYS / NORMAL

SAMPLE INTEGRITY #65

INTACT: (Y) N Temp 26°/28°

IF SEALED, SEAL INTEGRITY

INTACT: Y (N)

H = HCL; N = HNO3; S = H2SO; U = UNKNOWN; NO = NONE; O = OTHER

FILE: LOG FORMS\Chain_of_Custody

10/14/2014

Login Sample Receipt Checklist

Client: ENVIRON International Corp.

Job Number: 440-89023-1

Login Number: 89023

List Source: TestAmerica Irvine

List Number: 1

Creator: Freitag, Kevin R

Question	Answer	Comment
Radioactivity wasn't checked or is </= background as measured by a survey meter.	True	
The cooler's custody seal, if present, is intact.	True	
Sample custody seals, if present, are intact.	True	
The cooler or samples do not appear to have been compromised or tampered with.	True	
Samples were received on ice.	True	
Cooler Temperature is acceptable.	True	
Cooler Temperature is recorded.	True	
COC is present.	True	
COC is filled out in ink and legible.	True	
COC is filled out with all pertinent information.	True	
Is the Field Sampler's name present on COC?	True	
There are no discrepancies between the containers received and the COC.	True	
Samples are received within Holding Time.	True	
Sample containers have legible labels.	True	
Containers are not broken or leaking.	True	
Sample collection date/times are provided.	True	
Appropriate sample containers are used.	True	
Sample bottles are completely filled.	True	
Sample Preservation Verified.	N/A	
There is sufficient vol. for all requested analyses, incl. any requested MS/MSDs	True	
Containers requiring zero headspace have no headspace or bubble is <6mm (1/4").	True	
Multiphasic samples are not present.	True	
Samples do not require splitting or compositing.	True	
Residual Chlorine Checked.	N/A	

Login Sample Receipt Checklist

Client: ENVIRON International Corp.

Job Number: 440-89023-1

Login Number: 89023
List Number: 2
Creator: Muniz, Ashley T

List Source: TestAmerica Denver
List Creation: 09/27/14 06:36 PM

Question	Answer	Comment
Radioactivity wasn't checked or is </= background as measured by a survey meter.	N/A	
The cooler's custody seal, if present, is intact.	True	
Sample custody seals, if present, are intact.	True	
The cooler or samples do not appear to have been compromised or tampered with.	True	
Samples were received on ice.	True	
Cooler Temperature is acceptable.	True	
Cooler Temperature is recorded.	True	
COC is present.	True	
COC is filled out in ink and legible.	True	
COC is filled out with all pertinent information.	True	
Is the Field Sampler's name present on COC?	N/A	Received project as a subcontract.
There are no discrepancies between the containers received and the COC.	True	
Samples are received within Holding Time.	True	
Sample containers have legible labels.	True	
Containers are not broken or leaking.	True	
Sample collection date/times are provided.	True	
Appropriate sample containers are used.	True	
Sample bottles are completely filled.	True	
Sample Preservation Verified.	N/A	
There is sufficient vol. for all requested analyses, incl. any requested MS/MSDs	True	
Containers requiring zero headspace have no headspace or bubble is <6mm (1/4").	True	
Multiphasic samples are not present.	True	
Samples do not require splitting or compositing.	True	
Residual Chlorine Checked.	N/A	

TestAmerica

THE LEADER IN ENVIRONMENTAL TESTING

ANALYTICAL REPORT

TestAmerica Laboratories, Inc.
TestAmerica Irvine
17461 Derian Ave
Suite 100
Irvine, CA 92614-5817
Tel: (949)261-1022

TestAmerica Job ID: 440-89044-1
Client Project/Site: Malibu, SMMUSD

For:
ENVIRON International Corp.
18100 Von Karman Avenue
Irvine, California 92612

Attn: Safaa Dergham

Authorized for release by:
10/14/2014 9:56:30 AM

Patty Mata, Senior Project Manager
(949)261-1022
patty.mata@testamericainc.com

LINKS

Review your project results through TotalAccess

Have a Question? Ask The Expert

Visit us at: www.testamericainc.com

The test results in this report meet all 2003 NELAC and 2009 TNI requirements for accredited parameters, exceptions are noted in this report. This report may not be reproduced except in full, and with written approval from the laboratory. For questions please contact the Project Manager at the e-mail address or telephone number listed on this page.

This report has been electronically signed and authorized by the signatory. Electronic signature is intended to be the legally binding equivalent of a traditionally handwritten signature.

Results relate only to the items tested and the sample(s) as received by the laboratory.

Table of Contents

Cover Page 1
Table of Contents 2
Sample Summary 3
Case Narrative 4
Client Sample Results 5
Method Summary 6
Lab Chronicle 7
QC Sample Results 8
QC Association Summary 9
Definitions/Glossary 10
Certification Summary 11
Chain of Custody 13
Receipt Checklists 15

Sample Summary

Client: ENVIRON International Corp.
Project/Site: Malibu, SMMUSD

TestAmerica Job ID: 440-89044-1

Lab Sample ID	Client Sample ID	Matrix	Collected	Received
440-89044-25	MH-IS-CORNUCOPIA-C-0.0-0.25	Solid	09/25/14 12:37	09/25/14 18:37

Job ID: 440-89044-1

Laboratory: TestAmerica Irvine

Narrative

Job Narrative
440-89044-1

Comments
No additional comments.

Receipt
The samples were received on 9/25/2014 6:37 PM; the samples arrived in good condition, properly preserved and, where required, on ice.
The temperatures of the 2 coolers at receipt time were 1.8º C and 2.8º C.

Metals
No analytical or quality issues were noted, other than those described in the Definitions/Glossary page.

Organic Prep
No analytical or quality issues were noted, other than those described in the Definitions/Glossary page.

Client: ENVIRON International Corp.
Project/Site: Malibu, SMMUSD

TestAmerica Job ID: 440-89044-1

Client Sample ID: MH-IS-CORNUCOPIA-C-0.0-0.25
Lab Sample ID: 440-89044-25
Date Collected: 09/25/14 12:37
Matrix: Solid
Date Received: 09/25/14 18:37

Method: 6010B - Metals (ICP)

Analyte	Result	Qualifier	RL		Unit	D	Prepared	Analyzed	Dil Fac
Arsenic	6.9		1.9		mg/Kg		10/06/14 15:00	10/07/14 16:05	1

Method Summary

Client: ENVIRON International Corp.
Project/Site: Malibu, SMMUSD

TestAmerica Job ID: 440-89044-1

Method	Method Description	Protocol	Laboratory
6010B	Metals (ICP)	SW846	TAL DEN

Protocol References:

SW846 = "Test Methods For Evaluating Solid Waste, Physical/Chemical Methods", Third Edition, November 1986 And Its Updates.

Laboratory References:

TAL DEN = TestAmerica Denver, 4955 Yarrow Street, Arvada, CO 80002, TEL (303)736-0100

Lab Chronicle

Client: ENVIRON International Corp.
Project/Site: Malibu, SMMUSD

TestAmerica Job ID: 440-89044-1

Client Sample ID: MH-IS-CORNUCOPIA-C-0.0-0.25 — **Lab Sample ID: 440-89044-25**

Date Collected: 09/25/14 12:37 — **Matrix: Solid**

Date Received: 09/25/14 18:37

Prep Type	Batch Type	Batch Method	Run	Dil Factor	Initial Amount	Final Amount	Batch Number	Prepared or Analyzed	Analyst	Lab
Total/NA	ISM Prep	Increment, prep				1.0 g	245720	10/01/14 11:29	ACF	TAL DEN
Total/NA	Prep	3050B MOD			10.78 g	500 mL	246410	10/06/14 15:00	CGG	TAL DEN
Total/NA	Analysis	6010B		1	10.78 g	500 mL	246855	10/07/14 16:05	LLB	TAL DEN

Laboratory References:

TAL DEN = TestAmerica Denver, 4955 Yarrow Street, Arvada, CO 80002, TEL (303)736-0100

Method: 6010B - Metals (ICP)

Lab Sample ID: MB 280-246410/1-A
Matrix: Solid
Analysis Batch: 246855

Client Sample ID: Method Blank
Prep Type: Total/NA
Prep Batch: 246410

Analyte	MB Result	MB Qualifier	RL		Unit	D	Prepared	Analyzed	Dil Fac
Arsenic	ND		2.0		mg/Kg		10/06/14 15:00	10/07/14 15:47	1

Lab Sample ID: LCS 280-246410/2-A
Matrix: Solid
Analysis Batch: 246855

Client Sample ID: Lab Control Sample
Prep Type: Total/NA
Prep Batch: 246410

Analyte			Spike Added	LCS Result	LCS Qualifier	Unit	D	%Rec	%Rec. Limits		
Arsenic			50.0	48.8		mg/Kg		98	85 - 110		

Lab Sample ID: 440-88867-A-49-C MS
Matrix: Solid
Analysis Batch: 246855

Client Sample ID: Matrix Spike
Prep Type: Total/NA
Prep Batch: 246410

Analyte	Sample Result	Sample Qualifier	Spike Added	MS Result	MS Qualifier	Unit	D	%Rec	%Rec. Limits		
Arsenic	4.3		49.3	43.4		mg/Kg		79	76 - 111		

Lab Sample ID: 440-88867-A-49-D MSD
Matrix: Solid
Analysis Batch: 246855

Client Sample ID: Matrix Spike Duplicate
Prep Type: Total/NA
Prep Batch: 246410

Analyte	Sample Result	Sample Qualifier	Spike Added	MSD Result	MSD Qualifier	Unit	D	%Rec	%Rec. Limits	RPD	RPD Limit
Arsenic	4.3		47.9	41.6		mg/Kg		78	76 - 111	4	30

Metals

ISM Prep Batch: 245720

Lab Sample ID	Client Sample ID	Prep Type	Matrix	Method	Prep Batch
440-88867-A-49-C MS	Matrix Spike	Total/NA	Solid	Increment, prep	
440-88867-A-49-D MSD	Matrix Spike Duplicate	Total/NA	Solid	Increment, prep	
440-89044-25	MH-IS-CORNUCOPIA-C-0.0-0.25	Total/NA	Solid	Increment, prep	

Prep Batch: 246410

Lab Sample ID	Client Sample ID	Prep Type	Matrix	Method	Prep Batch
440-88867-A-49-C MS	Matrix Spike	Total/NA	Solid	3050B MOD	245720
440-88867-A-49-D MSD	Matrix Spike Duplicate	Total/NA	Solid	3050B MOD	245720
440-89044-25	MH-IS-CORNUCOPIA-C-0.0-0.25	Total/NA	Solid	3050B MOD	245720
LCS 280-246410/2-A	Lab Control Sample	Total/NA	Solid	3050B MOD	
MB 280-246410/1-A	Method Blank	Total/NA	Solid	3050B MOD	

Analysis Batch: 246855

Lab Sample ID	Client Sample ID	Prep Type	Matrix	Method	Prep Batch
440-88867-A-49-C MS	Matrix Spike	Total/NA	Solid	6010B	246410
440-88867-A-49-D MSD	Matrix Spike Duplicate	Total/NA	Solid	6010B	246410
440-89044-25	MH-IS-CORNUCOPIA-C-0.0-0.25	Total/NA	Solid	6010B	246410
LCS 280-246410/2-A	Lab Control Sample	Total/NA	Solid	6010B	246410
MB 280-246410/1-A	Method Blank	Total/NA	Solid	6010B	246410

Glossary

Abbreviation	These commonly used abbreviations may or may not be present in this report.
¤	Listed under the "D" column to designate that the result is reported on a dry weight basis
%R	Percent Recovery
CFL	Contains Free Liquid
CNF	Contains no Free Liquid
DER	Duplicate error ratio (normalized absolute difference)
Dil Fac	Dilution Factor
DL, RA, RE, IN	Indicates a Dilution, Re-analysis, Re-extraction, or additional Initial metals/anion analysis of the sample
DLC	Decision level concentration
MDA	Minimum detectable activity
EDL	Estimated Detection Limit
MDC	Minimum detectable concentration
MDL	Method Detection Limit
ML	Minimum Level (Dioxin)
NC	Not Calculated
ND	Not detected at the reporting limit (or MDL or EDL if shown)
PQL	Practical Quantitation Limit
QC	Quality Control
RER	Relative error ratio
RL	Reporting Limit or Requested Limit (Radiochemistry)
RPD	Relative Percent Difference, a measure of the relative difference between two points
TEF	Toxicity Equivalent Factor (Dioxin)
TEQ	Toxicity Equivalent Quotient (Dioxin)

Certification Summary

Client: ENVIRON International Corp.
Project/Site: Malibu, SMMUSD

TestAmerica Job ID: 440-89044-1

Laboratory: TestAmerica Irvine

All certifications held by this laboratory are listed. Not all certifications are applicable to this report.

Authority	Program	EPA Region	Certification ID	Expiration Date
Alaska	State Program	10	CA01531	06-30-15
Arizona	State Program	9	AZ0671	10-13-15
California	LA Cty Sanitation Districts	9	10256	01-31-15
California	State Program	9	2706	06-30-16
Guam	State Program	9	Cert. No. 12.002r	01-23-15
Hawaii	State Program	9	N/A	01-29-15 *
Nevada	State Program	9	CA015312007A	07-31-15
New Mexico	State Program	6	N/A	01-29-15
Northern Mariana Islands	State Program	9	MP0002	01-29-15
Oregon	NELAP	10	4005	01-29-15
USDA	Federal		P330-09-00080	06-06-15
USEPA UCMR	Federal	1	CA01531	01-31-15

Laboratory: TestAmerica Denver

All certifications held by this laboratory are listed. Not all certifications are applicable to this report.

Authority	Program	EPA Region	Certification ID	Expiration Date
A2LA	DoD ELAP		2907.01	10-31-15 *
A2LA	ISO/IEC 17025		2907.01	10-31-15
Alabama	State Program	4	40730	09-30-12 *
Alaska (UST)	State Program	10	UST-30	04-05-15
Arizona	State Program	9	AZ0713	12-19-14
Arkansas DEQ	State Program	6	88-0687	06-01-15
California	State Program	9	2513	08-31-16
Florida	NELAP	4	E87667	06-30-15
Georgia	State Program	4	N/A	01-09-15
Illinois	NELAP	5	200017	04-30-15
Iowa	State Program	7	370	12-01-14 *
Kansas	NELAP	7	E-10166	04-30-15
Louisiana	NELAP	6	02096	06-30-15
Maine	State Program	1	CO0002	03-03-15
Minnesota	NELAP	5	8-999-405	12-31-14
Nevada	State Program	9	CO0026	07-31-15
New Hampshire	NELAP	1	205310	04-28-15
New Jersey	NELAP	2	CO004	06-30-15
New Mexico	State Program	6	CO00026	01-09-15
New York	NELAP	2	11964	03-31-15
North Carolina (WW/SW)	State Program	4	358	12-31-14
North Dakota	State Program	8	R-034	06-30-14 *
Oklahoma	State Program	6	8614	08-31-15
Oregon	NELAP	10	4025	01-09-15
Pennsylvania	NELAP	3	68-00664	07-30-15
South Carolina	State Program	4	72002001	06-30-15
Texas	NELAP	6	T104704183-13-8	10-01-15
USDA	Federal		P330-13-00202	07-02-16
Utah	NELAP	8	CO00026	07-31-15
Virginia	NELAP	3	460232	06-14-15
Washington	State Program	10	C583	08-03-15
West Virginia DEP	State Program	3	354	11-30-14
Wisconsin	State Program	5	999615430	08-31-15

* Certification renewal pending - certification considered valid.

Client: ENVIRON International Corp.
Project/Site: Malibu, SMMUSD

TestAmerica Job ID: 440-89044-1

Laboratory: TestAmerica Denver (Continued)

All certifications held by this laboratory are listed. Not all certifications are applicable to this report.

Authority	Program	EPA Region	Certification ID	Expiration Date
Wyoming (UST)	A2LA	8	2907.01	10-31-15

C Shallow 0.0-0.25

ENVIRON

CHAIN-of-CUSTODY

№ 09275

PAGE 1 of 2

☒ 18100 Von Karman Ave., Suite 600, Irvine, CA 92612, (949) 261-5151, (949) 261-6202 (fax)

☐ 707 Wilshire Blvd., Suite 4950, Los Angeles, Calif. 90017, (213) 943-6300, (213) 943-6301 (fax)

☐ 1702 E Highland Avenue, Suite 412, Phoenix, AZ 85016, (602) 734-7700, (602) 734-7701 (fax)

MSA#: _____ WO#: _____

PROJECT NAME / FACILITY ID: SMMUSD

FIELD PERSON: A. Caron / B. Bauer / M. Raposo

PROJECT NUMBER: 04-33980-J DATE: 9/25/14

PROJECT MANAGER: Safsa Dergham

PROJECT LOCATION: Malibu, CA

LABORATORY: Test America.

IS THIS A UST PROJECT OR IS EDF REQUIRED? Y N IF YES, GLOBAL ID #: _____

SAMPLER: Brian Bauer

SIGNATURE: [signature]

440-89044 Chain of Custody

SAMPLE I.D. NUMBER	SAMPLE DATE (YEAR 14)	SAMPLE TIME	SAMPLE DEPTH (ft)	AIR SAMPLE VOLUME (L)	MATRIX (A) AIR (S) SOIL (G) GAS (W) WATER	NUMBER OF CONTAINERS	FILTERED/UNFILTERED (F/U)	PRESERVATION (SEE KEY)	ANALYSIS REQUIRED: Arsenic 6010	COMMENTS
C-8C	9/25	1215	0.0-0.25	/	S	1	U	NO	X	Please combine all
C-9C	↓	1201	↓	/	↓	↓	↓	↓	X	samples on this COC,
C-10C	↓	1208	↓	/	↓	↓	↓	↓	X	(2 pages) into one
C-11C	↓	1159	↓	/	↓	↓	↓	↓	X	incremental sample
C-12C	↓	1155	↓	/	↓	↓	↓	↓	X	named:
C-13C	↓	1155	↓	/	↓	↓	↓	↓	X	MH-IS-CORNUCOPIA-C-0.0-0.25
C-14C	↓	1146	↓	/	↓	↓	↓	↓	X	
C-15C	↓	1208	↓	/	↓	↓	↓	↓	X	
C-16C	↓	1203	↓	/	↓	↓	↓	↓	X	
C-17C	↓	1231	↓	/	↓	↓	↓	↓	X	email results to:
C-18C	↓	1159	↓	/	↓	↓	↓	↓	X	SDergham@environcorp.com
C-19C	↓	1233	↓	/	↓	↓	↓	↓	X	ACaron@ " "
C-20C	↓	1159	↓	/	↓	↓	↓	↓	X	
TOTAL	X	X	X							

RELINQUISHED BY:	TIME/DATE:	RECEIVED BY:	TIME/DATE:
[signature]	1520 / 9/25/14	Shatia, JAS (COMPANY): DCS	1520 / 9/25/14
Shahi QNABI	1837 / 9/25/14	[signature] (COMPANY): TAI	09/25/14 1837

TURNAROUND TIME (CIRCLE ONE): SAME DAY, 24 HOURS, 48 HOURS, 72 HOURS, 5 DAYS, NORMAL

SAMPLE INTEGRITY #65 — INTACT: Y N Temp 3.6°/28°

IF SEALED, SEAL INTEGRITY — INTACT: Y N

H = HCL; N = HNO_3; S = H_2SO_4; U = UNKNOWN; NO = NONE; O = OTHER

FILE: LOG FORMS\Chain_of_Custody

Page 13 of 16

10/14/2014

C Shallow 0.0-0.25'

ENVIRON

CHAIN-of-CUSTODY

№ 09276

PAGE 2 of 2

☒ 18100 Von Karman Ave., Suite 600, Irvine, CA 92612, (949) 261-5151, (949) 261-6202 (fax)

☐ 707 Wilshire Blvd., Suite 4950, Los Angeles, Calif. 90017, (213) 943-6300, (213) 943-6301 (fax)

☐ 1702 E Highland Avenue, Suite 412, Phoenix, AZ 85016, (602) 734-7700, (602) 734-7701 (fax)

MSA#: _____ WO#: _____

PROJECT NAME / FACILITY ID: SMMUSD

FIELD PERSON: A. Caron / B. Bauer / M. Raposo

PROJECT NUMBER: 04-33980-J DATE: 9/25/14

PROJECT MANAGER: Safaa Dergham

PROJECT LOCATION: Malibu, CA.

LABORATORY: Test America

IS THIS A UST PROJECT OR IS EDF REQUIRED? Y N IF YES, GLOBAL ID #: _____

SAMPLER: Brian Bauer

SIGNATURE: [signature]

SAMPLE I.D. NUMBER	SAMPLE DATE (YEAR 14)	SAMPLE TIME	SAMPLE DEPTH (ft)	AIR SAMPLE VOLUME (L)	MATRIX (A) AIR (S) SOIL (G) GAS (W) WATER	NUMBER OF CONTAINERS	FILTERED/UNFILTERED (F/U)	PRESERVATION (SEE KEY)	ANALYSIS REQUIRED Arsenic 6010									COMMENTS
C-21C	9/25	1142	0.0-0.25	/	S	1	U	No	X									
C-22C	↓	1220	↓	/	↓	↓	↓	↓	X									see pg. 1
C-23C	↓	1201	↓	/	↓	↓	↓	↓	X									
C-24C	↓	1214	↓	/	↓	↓	↓	↓	X									
C-25C	↓	1223	↓	/	↓	↓	↓	↓	X									
C-26C	↓	1144	↓	/	↓	↓	↓	↓	X									
C-27C	↓	1228	↓	/	↓	↓	↓	↓	X									
C-28C	↓	1237	↓	/	↓	↓	↓	↓	X									
C-29C	↓	1210	↓	/	↓	↓	↓	↓	X									
C-30C	↓	1220	↓	/	↓	↓	↓	↓	X									
C-31C	↓	1224	↓	/	↓	↓	↓	↓	X									
										AC								
TOTAL	X	X	X															

RELINQUISHED BY:	TIME/DATE:	RECEIVED BY:	TIME/DATE:
[signature]	1520 / 9/25/14	Shafi Q NABI (COMPANY): DCS	1530 / 9/25/14
Shafi Q NABI	1837 / 9/25/14	[signature] (COMPANY): TAJ	09/25/14 1835

TURNAROUND TIME (CIRCLE DNE): SAME DAY, 24 HOURS, 48 HOURS, 72 HOURS, 5 DAYS, NORMAL

SAMPLE INTEGRITY #65 INTACT: Y N Temp 2.6°/1.8°

IF SEALED, SEAL INTEGRITY INTACT: Y N

UTC [signature]

H = HCL; N = HNO_3; S = H_2SO_4; U = UNKNOWN; NO = NONE; O = OTHER

FILE: LOG FORMS\Chain_of_Custody

Login Sample Receipt Checklist

Client: ENVIRON International Corp.

Job Number: 440-89044-1

Login Number: 89044

List Source: TestAmerica Irvine

List Number: 1

Creator: Freitag, Kevin R

Question	Answer	Comment
Radioactivity wasn't checked or is </= background as measured by a survey meter.	True	
The cooler's custody seal, if present, is intact.	True	
Sample custody seals, if present, are intact.	True	
The cooler or samples do not appear to have been compromised or tampered with.	True	
Samples were received on ice.	True	
Cooler Temperature is acceptable.	True	
Cooler Temperature is recorded.	True	
COC is present.	True	
COC is filled out in ink and legible.	True	
COC is filled out with all pertinent information.	True	
Is the Field Sampler's name present on COC?	True	
There are no discrepancies between the containers received and the COC.	True	
Samples are received within Holding Time.	True	
Sample containers have legible labels.	True	
Containers are not broken or leaking.	True	
Sample collection date/times are provided.	True	
Appropriate sample containers are used.	True	
Sample bottles are completely filled.	True	
Sample Preservation Verified.	N/A	
There is sufficient vol. for all requested analyses, incl. any requested MS/MSDs	True	
Containers requiring zero headspace have no headspace or bubble is <6mm (1/4").	True	
Multiphasic samples are not present.	True	
Samples do not require splitting or compositing.	True	
Residual Chlorine Checked.	N/A	

Login Sample Receipt Checklist

Client: ENVIRON International Corp.

Job Number: 440-89044-1

Login Number: 89044
List Number: 2
Creator: Muniz, Ashley T

List Source: TestAmerica Denver
List Creation: 09/27/14 07:40 PM

Question	Answer	Comment
Radioactivity wasn't checked or is </= background as measured by a survey meter.	N/A	
The cooler's custody seal, if present, is intact.	True	
Sample custody seals, if present, are intact.	True	
The cooler or samples do not appear to have been compromised or tampered with.	True	
Samples were received on ice.	True	
Cooler Temperature is acceptable.	True	
Cooler Temperature is recorded.	True	
COC is present.	True	
COC is filled out in ink and legible.	True	
COC is filled out with all pertinent information.	True	
Is the Field Sampler's name present on COC?	N/A	Received project as a subcontract.
There are no discrepancies between the containers received and the COC.	True	
Samples are received within Holding Time.	True	
Sample containers have legible labels.	True	
Containers are not broken or leaking.	True	
Sample collection date/times are provided.	True	
Appropriate sample containers are used.	True	
Sample bottles are completely filled.	True	
Sample Preservation Verified.	N/A	
There is sufficient vol. for all requested analyses, incl. any requested MS/MSDs	True	
Containers requiring zero headspace have no headspace or bubble is <6mm (1/4").	True	
Multiphasic samples are not present.	True	
Samples do not require splitting or compositing.	True	
Residual Chlorine Checked.	N/A	

TestAmerica

THE LEADER IN ENVIRONMENTAL TESTING

ANALYTICAL REPORT

TestAmerica Laboratories, Inc.
TestAmerica Irvine
17461 Derian Ave
Suite 100
Irvine, CA 92614-5817
Tel: (949)261-1022

TestAmerica Job ID: 440-89047-1
Client Project/Site: Malibu, SMMUSD

For:
ENVIRON International Corp.
18100 Von Karman Avenue
Irvine, California 92612

Attn: Safaa Dergham

Authorized for release by:
10/14/2014 9:57:53 AM

Patty Mata, Senior Project Manager
(949)261-1022
patty.mata@testamericainc.com

LINKS

Review your project results through TotalAccess

Have a Question? Ask The Expert

Visit us at: www.testamericainc.com

The test results in this report meet all 2003 NELAC and 2009 TNI requirements for accredited parameters, exceptions are noted in this report. This report may not be reproduced except in full, and with written approval from the laboratory. For questions please contact the Project Manager at the e-mail address or telephone number listed on this page.

This report has been electronically signed and authorized by the signatory. Electronic signature is intended to be the legally binding equivalent of a traditionally handwritten signature.

Results relate only to the items tested and the sample(s) as received by the laboratory.

Table of Contents

Cover Page 1
Table of Contents 2
Sample Summary 3
Case Narrative 4
Client Sample Results 5
Method Summary 6
Lab Chronicle 7
QC Sample Results 8
QC Association Summary 9
Definitions/Glossary 10
Certification Summary 11
Chain of Custody 13
Receipt Checklists 15

Sample Summary

Client: ENVIRON International Corp.
Project/Site: Malibu, SMMUSD

TestAmerica Job ID: 440-89047-1

Lab Sample ID	Client Sample ID	Matrix	Collected	Received
440-89047-25	MH-IS-CORNUCOPIA-C-1.5-1.75	Solid	09/25/14 12:36	09/25/14 18:37

Job ID: 440-89047-1

Laboratory: TestAmerica Irvine

Narrative

Job Narrative
440-89047-1

Comments
No additional comments.

Receipt
The samples were received on 9/25/2014 6:37 PM; the samples arrived in good condition, properly preserved and, where required, on ice.
The temperature of the cooler at receipt was 1.8º C.

Metals
No analytical or quality issues were noted, other than those described in the Definitions/Glossary page.

Organic Prep
No analytical or quality issues were noted, other than those described in the Definitions/Glossary page.

Client: ENVIRON International Corp.
Project/Site: Malibu, SMMUSD

TestAmerica Job ID: 440-89047-1

Client Sample ID: MH-IS-CORNUCOPIA-C-1.5-1.75 — **Lab Sample ID: 440-89047-25**

Date Collected: 09/25/14 12:36 — **Matrix: Solid**

Date Received: 09/25/14 18:37

Method: 6010B - Metals (ICP)

Analyte	Result	Qualifier	RL		Unit	D	Prepared	Analyzed	Dil Fac
Arsenic	5.4		1.9		mg/Kg		10/06/14 15:00	10/07/14 16:09	1

Method Summary

Client: ENVIRON International Corp.
Project/Site: Malibu, SMMUSD

TestAmerica Job ID: 440-89047-1

Method	Method Description	Protocol	Laboratory
6010B	Metals (ICP)	SW846	TAL DEN

Protocol References:

SW846 = "Test Methods For Evaluating Solid Waste, Physical/Chemical Methods", Third Edition, November 1986 And Its Updates.

Laboratory References:

TAL DEN = TestAmerica Denver, 4955 Yarrow Street, Arvada, CO 80002, TEL (303)736-0100

Lab Chronicle

Client: ENVIRON International Corp.
Project/Site: Malibu, SMMUSD

TestAmerica Job ID: 440-89047-1

Client Sample ID: MH-IS-CORNUCOPIA-C-1.5-1.75
Lab Sample ID: 440-89047-25
Date Collected: 09/25/14 12:36
Matrix: Solid
Date Received: 09/25/14 18:37

Prep Type	Batch Type	Batch Method	Run	Dil Factor	Initial Amount	Final Amount	Batch Number	Prepared or Analyzed	Analyst	Lab
Total/NA	ISM Prep	Increment, prep				1.0 g	245720	10/01/14 11:29	ACF	TAL DEN
Total/NA	Prep	3050B MOD			10.46 g	500 mL	246410	10/06/14 15:00	CGG	TAL DEN
Total/NA	Analysis	6010B		1	10.46 g	500 mL	246855	10/07/14 16:09	LLB	TAL DEN

Laboratory References:

TAL DEN = TestAmerica Denver, 4955 Yarrow Street, Arvada, CO 80002, TEL (303)736-0100

Method: 6010B - Metals (ICP)

Lab Sample ID: MB 280-246410/1-A
Matrix: Solid
Analysis Batch: 246855

Client Sample ID: Method Blank
Prep Type: Total/NA
Prep Batch: 246410

Analyte	MB Result	MB Qualifier	RL		Unit	D	Prepared	Analyzed	Dil Fac
Arsenic	ND		2.0		mg/Kg		10/06/14 15:00	10/07/14 15:47	1

Lab Sample ID: LCS 280-246410/2-A
Matrix: Solid
Analysis Batch: 246855

Client Sample ID: Lab Control Sample
Prep Type: Total/NA
Prep Batch: 246410

Analyte			Spike Added	LCS Result	LCS Qualifier	Unit	D	%Rec	%Rec. Limits		
Arsenic			50.0	48.8		mg/Kg		98	85 - 110		

Lab Sample ID: 440-88867-A-49-C MS
Matrix: Solid
Analysis Batch: 246855

Client Sample ID: Matrix Spike
Prep Type: Total/NA
Prep Batch: 246410

Analyte	Sample Result	Sample Qualifier	Spike Added	MS Result	MS Qualifier	Unit	D	%Rec	%Rec. Limits		
Arsenic	4.3		49.3	43.4		mg/Kg		79	76 - 111		

Lab Sample ID: 440-88867-A-49-D MSD
Matrix: Solid
Analysis Batch: 246855

Client Sample ID: Matrix Spike Duplicate
Prep Type: Total/NA
Prep Batch: 246410

Analyte	Sample Result	Sample Qualifier	Spike Added	MSD Result	MSD Qualifier	Unit	D	%Rec	%Rec. Limits	RPD	RPD Limit
Arsenic	4.3		47.9	41.6		mg/Kg		78	76 - 111	4	30

QC Association Summary

Client: ENVIRON International Corp.
Project/Site: Malibu, SMMUSD

TestAmerica Job ID: 440-89047-1

Metals

ISM Prep Batch: 245720

Lab Sample ID	Client Sample ID	Prep Type	Matrix	Method	Prep Batch
440-88867-A-49-C MS	Matrix Spike	Total/NA	Solid	Increment, prep	
440-88867-A-49-D MSD	Matrix Spike Duplicate	Total/NA	Solid	Increment, prep	
440-89047-25	MH-IS-CORNUCOPIA-C-1.5-1.75	Total/NA	Solid	Increment, prep	

Prep Batch: 246410

Lab Sample ID	Client Sample ID	Prep Type	Matrix	Method	Prep Batch
440-88867-A-49-C MS	Matrix Spike	Total/NA	Solid	3050B MOD	245720
440-88867-A-49-D MSD	Matrix Spike Duplicate	Total/NA	Solid	3050B MOD	245720
440-89047-25	MH-IS-CORNUCOPIA-C-1.5-1.75	Total/NA	Solid	3050B MOD	245720
LCS 280-246410/2-A	Lab Control Sample	Total/NA	Solid	3050B MOD	
MB 280-246410/1-A	Method Blank	Total/NA	Solid	3050B MOD	

Analysis Batch: 246855

Lab Sample ID	Client Sample ID	Prep Type	Matrix	Method	Prep Batch
440-88867-A-49-C MS	Matrix Spike	Total/NA	Solid	6010B	246410
440-88867-A-49-D MSD	Matrix Spike Duplicate	Total/NA	Solid	6010B	246410
440-89047-25	MH-IS-CORNUCOPIA-C-1.5-1.75	Total/NA	Solid	6010B	246410
LCS 280-246410/2-A	Lab Control Sample	Total/NA	Solid	6010B	246410
MB 280-246410/1-A	Method Blank	Total/NA	Solid	6010B	246410

Glossary

Abbreviation	These commonly used abbreviations may or may not be present in this report.
¤	Listed under the "D" column to designate that the result is reported on a dry weight basis
%R	Percent Recovery
CFL	Contains Free Liquid
CNF	Contains no Free Liquid
DER	Duplicate error ratio (normalized absolute difference)
Dil Fac	Dilution Factor
DL, RA, RE, IN	Indicates a Dilution, Re-analysis, Re-extraction, or additional Initial metals/anion analysis of the sample
DLC	Decision level concentration
MDA	Minimum detectable activity
EDL	Estimated Detection Limit
MDC	Minimum detectable concentration
MDL	Method Detection Limit
ML	Minimum Level (Dioxin)
NC	Not Calculated
ND	Not detected at the reporting limit (or MDL or EDL if shown)
PQL	Practical Quantitation Limit
QC	Quality Control
RER	Relative error ratio
RL	Reporting Limit or Requested Limit (Radiochemistry)
RPD	Relative Percent Difference, a measure of the relative difference between two points
TEF	Toxicity Equivalent Factor (Dioxin)
TEQ	Toxicity Equivalent Quotient (Dioxin)

Certification Summary

Client: ENVIRON International Corp.
Project/Site: Malibu, SMMUSD

TestAmerica Job ID: 440-89047-1

Laboratory: TestAmerica Irvine

All certifications held by this laboratory are listed. Not all certifications are applicable to this report.

Authority	Program	EPA Region	Certification ID	Expiration Date
Alaska	State Program	10	CA01531	06-30-15
Arizona	State Program	9	AZ0671	10-13-15
California	LA Cty Sanitation Districts	9	10256	01-31-15
California	State Program	9	2706	06-30-16
Guam	State Program	9	Cert. No. 12.002r	01-23-15
Hawaii	State Program	9	N/A	01-29-15 *
Nevada	State Program	9	CA015312007A	07-31-15
New Mexico	State Program	6	N/A	01-29-15
Northern Mariana Islands	State Program	9	MP0002	01-29-15
Oregon	NELAP	10	4005	01-29-15
USDA	Federal		P330-09-00080	06-06-15
USEPA UCMR	Federal	1	CA01531	01-31-15

Laboratory: TestAmerica Denver

All certifications held by this laboratory are listed. Not all certifications are applicable to this report.

Authority	Program	EPA Region	Certification ID	Expiration Date
A2LA	DoD ELAP		2907.01	10-31-15 *
A2LA	ISO/IEC 17025		2907.01	10-31-15
Alabama	State Program	4	40730	09-30-12 *
Alaska (UST)	State Program	10	UST-30	04-05-15
Arizona	State Program	9	AZ0713	12-19-14
Arkansas DEQ	State Program	6	88-0687	06-01-15
California	State Program	9	2513	08-31-16
Florida	NELAP	4	E87667	06-30-15
Georgia	State Program	4	N/A	01-09-15
Illinois	NELAP	5	200017	04-30-15
Iowa	State Program	7	370	12-01-14 *
Kansas	NELAP	7	E-10166	04-30-15
Louisiana	NELAP	6	02096	06-30-15
Maine	State Program	1	CO0002	03-03-15
Minnesota	NELAP	5	8-999-405	12-31-14
Nevada	State Program	9	CO0026	07-31-15
New Hampshire	NELAP	1	205310	04-28-15
New Jersey	NELAP	2	CO004	06-30-15
New Mexico	State Program	6	CO00026	01-09-15
New York	NELAP	2	11964	03-31-15
North Carolina (WW/SW)	State Program	4	358	12-31-14
North Dakota	State Program	8	R-034	06-30-14 *
Oklahoma	State Program	6	8614	08-31-15
Oregon	NELAP	10	4025	01-09-15
Pennsylvania	NELAP	3	68-00664	07-30-15
South Carolina	State Program	4	72002001	06-30-15
Texas	NELAP	6	T104704183-13-8	10-01-15
USDA	Federal		P330-13-00202	07-02-16
Utah	NELAP	8	CO00026	07-31-15
Virginia	NELAP	3	460232	06-14-15
Washington	State Program	10	C583	08-03-15
West Virginia DEP	State Program	3	354	11-30-14
Wisconsin	State Program	5	999615430	08-31-15

* Certification renewal pending - certification considered valid.

Certification Summary

Client: ENVIRON International Corp.
Project/Site: Malibu, SMMUSD

TestAmerica Job ID: 440-89047-1

Laboratory: TestAmerica Denver (Continued)

All certifications held by this laboratory are listed. Not all certifications are applicable to this report.

Authority	Program	EPA Region	Certification ID	Expiration Date
Wyoming (UST)	A2LA	8	2907.01	10-31-15

C Deep 1.5-1.75'

ENVIRON

CHAIN-of-CUSTODY № 10856

PAGE 1 of 2

☒ 18100 Von Karman Ave., Suite 600, Irvine, CA 92612, (949) 261-5151, (949) 261-6202 (fax)

☐ 707 Wilshire Blvd., Suite 4950, Los Angeles, Calif. 90017, (213) 943-6300, (213) 943-6301 (fax)

☐ 1702 E Highland Avenue, Suite 412, Phoenix, AZ 85016, (602) 734-7700, (602) 734-7701 (fax)

MSA#: _____ WO#: _____

PROJECT NAME / FACILITY ID: SMMUSD

FIELD PERSON: A. Caron / B. Bauer / M. Raposo

PROJECT NUMBER: 04-355980-J DATE: 9/25/14

PROJECT MANAGER: Safaa Dergham

PROJECT LOCATION: Malibu, CA.

LABORATORY: Test America

IS THIS A UST PROJECT OR IS EDF REQUIRED? Y N IF YES, GLOBAL ID #: _____

SAMPLER: Brian Bauer

SIGNATURE: [signature]

440-89047 Chain of Custody

SAMPLE I.D. NUMBER	SAMPLE DATE (YEAR 14)	SAMPLE TIME	SAMPLE DEPTH (ft)	AIR SAMPLE VOLUME (L)	MATRIX (A) AIR (S) SOIL (G) GAS (W) WATER	NUMBER OF CONTAINERS	FILTERED/UNFILTERED (F/U)	PRESERVATION (SEE KEY)	ANALYSIS REQUIRED Arsenic 6010	COMMENTS
C-8C	9/25	1217	1.5-1.75	/	S	1	U	NO	X	Please combine all
C-9C	↓	1202	↓	/	↓	↓	↓	↓	X	samples on this COC,
C-10C	↓	1216	↓	/	↓	↓	↓	↓	X	(2 pages) into one
C-11C	↓	1207	↓	/	↓	↓	↓	↓	X	incremental sample
C-12C	↓	1205	↓	/	↓	↓	↓	↓	X	named:
C-13C	↓	1156	↓	/	↓	↓	↓	↓	X	MH-IS-CORNUCOPIA-C-1.5-1.75
C-14C	↓	1148	↓	/	↓	↓	↓	↓	X	
C-15C	↓	1210	↓	/	↓	↓	↓	↓	X	
C-16C	↓	1205	↓	/	↓	↓	↓	↓	X	
C-17C	↓	1234	↓	/	↓	↓	↓	↓	X	
C-18C	↓	1200	↓	/	↓	↓	↓	↓	X	
C-19C	↓	1236	↓	/	↓	↓	↓	↓	X	
C-20C	↓	1200	↓	/	↓	↓	↓	↓	X	
TOTAL	X	X	X							

RELINQUISHED BY:	TIME/DATE:	RECEIVED BY:	TIME/DATE:
[signature]	1520 / 9/25/14	Shah Khabi (COMPANY): DCS	1520 9/25/14
Shah Khabi	1837 / 9/25/14	[signature] (COMPANY): TAC	09/25/14 18:37

TURNAROUND TIME (CIRCLE ONE): SAME DAY, 24 HOURS, 48 HOURS, 72 HOURS, 5 DAYS, NORMAL

SAMPLE INTEGRITY #65 — INTACT: Y N Temp 2.6°/1.8°

IF SEALED, SEAL INTEGRITY — INTACT: Y N

H = HCL; N = HNO_3; S = H_2SO_4; U = UNKNOWN; NO = NONE; O = OTHER

FILE: LOG FORMS\Chain_of_Custody

Page 13 of 16

10/14/2014

C Deep 1.5-1.75'

ENVIRON

CHAIN-of-CUSTODY № 10855

PAGE 2 of 2

☒ 18100 Von Karman Ave., Suite 600, Irvine, CA 92612, (949) 261-5151, (949) 261-6202 (fax)

☐ 707 Wilshire Blvd., Suite 4950, Los Angeles, Calif. 90017, (213) 943-6300, (213) 943-6301 (fax)

☐ 1702 E Highland Avenue, Suite 412, Phoenix, AZ 85016, (602) 734-7700, (602) 734-7701 (fax)

MSA#: _____ WO#: _____

PROJECT NAME / FACILITY ID: SMMUSD

FIELD PERSON: A Caron / B. Bauer / M. Rapoport

PROJECT NUMBER: 04-33980-5 DATE: 9/25/14

PROJECT MANAGER: Sabra Dorghan

PROJECT LOCATION: Malibu, CA.

LABORATORY: Test America

IS THIS A UST PROJECT OR IS EDF REQUIRED? Y N IF YES, GLOBAL ID #: _____

SAMPLER: Brian Bauer

SIGNATURE: [signature]

SAMPLE I.D. NUMBER	SAMPLE DATE (YEAR 14)	SAMPLE TIME	SAMPLE DEPTH (ft)	AIR SAMPLE VOLUME (L)	MATRIX (A) AIR (S) SOIL (G) GAS (W) WATER	NUMBER OF CONTAINERS	FILTERED/UNFILTERED (F/U)	PRESERVATION (SEE KEY)	ANALYSIS REQUIRED: Arsenic 6010									COMMENTS
C-21C	9/25	1144	1.5 1.75	/	S	1	U	No	X									
C-22C		1225		/					X									see pg. 1
C-23C		1210		/					X									
C-24C		1218		/					X									
C-25C		1229		/					X									
C-26C		1147		/					X									
C-27C		1232		/					X									
C-28C		1241		/					X									
C-29C		1216		/					X									
C-30C		1221		/					X									
C-31C		1229		/					X									
TOTAL	X	X	X															

RELINQUISHED BY:	TIME/DATE:	RECEIVED BY:	TIME/DATE:
[signature]	1520 / 9/25/14	Shafiq Nabi (COMPANY): DCS	9/25/14 1520
Shafiq NABI	1837 / 9/25/14	[signature] (COMPANY): TAS	09/25/14 1837

TURNAROUND TIME (CIRCLE ONE): SAME DAY, 24 HOURS, 48 HOURS, 72 HOURS, 5 DAYS, NORMAL

SAMPLE INTEGRITY #65 — INTACT: Y N Temp 2.6°/1.8°

IF SEALED, SEAL INTEGRITY — INTACT: Y N

H = HCL; N = HNO_3; S = H_2SO_4; U = UNKNOWN; NO = NONE; O = OTHER

UTC Budget [signature]

FILE: LOG FORMS\Chain_of_Custody

Login Sample Receipt Checklist

Client: ENVIRON International Corp.

Job Number: 440-89047-1

Login Number: 89047

List Source: TestAmerica Irvine

List Number: 1

Creator: Freitag, Kevin R

Question	Answer	Comment
Radioactivity wasn't checked or is </= background as measured by a survey meter.	True	
The cooler's custody seal, if present, is intact.	True	
Sample custody seals, if present, are intact.	True	
The cooler or samples do not appear to have been compromised or tampered with.	True	
Samples were received on ice.	True	
Cooler Temperature is acceptable.	True	
Cooler Temperature is recorded.	True	
COC is present.	True	
COC is filled out in ink and legible.	True	
COC is filled out with all pertinent information.	True	
Is the Field Sampler's name present on COC?	True	
There are no discrepancies between the containers received and the COC.	True	
Samples are received within Holding Time.	True	
Sample containers have legible labels.	True	
Containers are not broken or leaking.	True	
Sample collection date/times are provided.	True	
Appropriate sample containers are used.	True	
Sample bottles are completely filled.	True	
Sample Preservation Verified.	N/A	
There is sufficient vol. for all requested analyses, incl. any requested MS/MSDs	True	
Containers requiring zero headspace have no headspace or bubble is <6mm (1/4").	True	
Multiphasic samples are not present.	True	
Samples do not require splitting or compositing.	True	
Residual Chlorine Checked.	N/A	

Login Sample Receipt Checklist

Client: ENVIRON International Corp.

Job Number: 440-89047-1

Login Number: 89047
List Number: 2
Creator: Muniz, Ashley T

List Source: TestAmerica Denver
List Creation: 09/27/14 07:42 PM

Question	Answer	Comment
Radioactivity wasn't checked or is </= background as measured by a survey meter.	N/A	
The cooler's custody seal, if present, is intact.	True	
Sample custody seals, if present, are intact.	True	
The cooler or samples do not appear to have been compromised or tampered with.	True	
Samples were received on ice.	True	
Cooler Temperature is acceptable.	True	
Cooler Temperature is recorded.	True	
COC is present.	True	
COC is filled out in ink and legible.	True	
COC is filled out with all pertinent information.	True	
Is the Field Sampler's name present on COC?	N/A	Received project as a subcontract.
There are no discrepancies between the containers received and the COC.	True	
Samples are received within Holding Time.	True	
Sample containers have legible labels.	True	
Containers are not broken or leaking.	True	
Sample collection date/times are provided.	True	
Appropriate sample containers are used.	True	
Sample bottles are completely filled.	True	
Sample Preservation Verified.	N/A	
There is sufficient vol. for all requested analyses, incl. any requested MS/MSDs	True	
Containers requiring zero headspace have no headspace or bubble is <6mm (1/4").	True	
Multiphasic samples are not present.	True	
Samples do not require splitting or compositing.	True	
Residual Chlorine Checked.	N/A	

LABORATORY DATA CONSULTANTS, INC.
2701 Loker Ave. West, Suite 220, Carlsbad, CA 92010 Bus: 760-827-1100 Fax: 760-827-1099

ENVIRON International Corporation
18100 Von Karman Avenue Ste. 600
Irvine, CA 92612
Attn: Ms. Safaa Dergham
CC: J. Arblaster & D. Rowe

October 27, 2014

SUBJECT: SMMUSD Malibu, Data Validation

Dear Ms. Dergham

Enclosed are the final validation reports for the fraction listed below. These SDGs were received on October 14, 2014. Attachment 1 is a summary of the samples that were reviewed for each analysis.

LDC Project #32851:

SDG #	Fraction
440-88856-1, 440-88858-1, 440-88865-1, 440-88882-1, 440-89021-1 440-89022-1, 440-89023-1, 440-89025-1, 440-88867-1, 440-88869-1 440-89044-1, 440-89047-1	Arsenic

The data validation was performed under EPA Level III guidelines. The analyses were validated using the following documents, as applicable to each method:

- USEPA Contract Laboratory National Functional Guidelines for Inorganic Superfund Data Review, January 2010
- EPA SW 846, Third Edition, Test Methods for Evaluating Solid Waste, update 1, July 1992; update IIA, August 1993; update II, September 1994; update IIB, January 1995; update III, December 1996; update IIIA, April 1998; IIIB, November 2004; Update IV, February 2007

Please feel free to contact us if you have any questions.

Sincerely,

Andrew Kong
Project Manager/Senior Chemist

EM

662 pages-DL

Attachment 1

Level III

LDC #32851 (Environ-Irvine / SMMUSD Malibu)

LDC	SDG#	DATE REC'D	(2) DATE DUE	As (6010B)																															
Matrix:	Water/Solid			W	S	W	S	W	S	W	S	W	S	W	S	W	S	W	S	W	S	W	S	W	S	W	S	W	S	W	S	W	S	W	S
A	440-88856-1	10/14/14	10/28/14	0	2																														
B	440-88858-1	10/14/14	10/28/14	0	1																														
C	440-88865-1	10/14/14	10/28/14	0	1																														
D	440-88882-1	10/14/14	10/28/14	0	1																														
E	440-89021-1	10/14/14	10/28/14	0	1																														
F	440-89022-1	10/14/14	10/28/14	0	1																														
G	440-89023-1	10/14/14	10/28/14	0	1																														
H	440-89025-1	10/14/14	10/28/14	0	1																														
I	440-88867-1	10/14/14	10/28/14	0	1																														
J	440-88869-1	10/14/14	10/28/14	0	1																														
K	440-89044-1	10/14/14	10/28/14	0	1																														
L	440-89047-1	10/14/14	10/28/14	0	1																														
Total	T/AK			0	13	0	0	0	0	0	0	0	0	0	0	0	0	0	0	0	0	0	0	0	0	0	0	0	0	0	0	0	0	0	13

Shaded cells indicate Level IV validation (all other cells are Level III validation). These sample counts do not include MS/MSD, and DUPs

32851ST-L3.wpd

Laboratory Data Consultants, Inc.
Data Validation Report

Project/Site Name: SMMUSD

Collection Date: September 24, 2014

LDC Report Date: October 23, 2014

Matrix: Soil

Parameters: Arsenic

Validation Level: EPA Level III

Laboratory: TestAmerica, Inc.

Sample Delivery Group (SDG): 440-88856-1

Sample Identification

MH-IS-PLANTER-A-0-0.25
MH-IS-PLANTER-A-0-0.25-DUP

Introduction

This data review covers 2 soil samples listed on the cover sheet including dilutions and reanalysis as applicable. The analyses were per EPA SW 846 Method 6010B for Arsenic.

This review follows a modified outline of the USEPA Contract Laboratory Program National Functional Guidelines for Inorganic Superfund Data Review (January 2010).

A qualification summary table is provided at the end of this report if data has been qualified. Flags are classified as P (protocol) or A (advisory) to indicate whether the flag is due to a laboratory deviation from a specified protocol or is of technical advisory nature.

Raw data were not reviewed for this SDG. The review was based on QC data.

The following are definitions of the data qualifiers:

U Indicates the compound or analyte was analyzed for but not detected.

J Indicates an estimated value.

R Quality control indicates the data is not usable.

NJ Presumptive evidence of presence of the compound at an estimated quantity.

UJ Indicates the compound or analyte was analyzed for but not detected. The sample detection limit is an estimated value.

A Indicates the finding is based upon technical validation criteria.

P Indicates the finding is related to a protocol/contractual deviation.

None Indicates the data was not significantly impacted by the finding, therefore qualification was not required.

I. Technical Holding Times

All technical holding time requirements were met.

The chain-of-custodies were reviewed for documentation of cooler temperatures. All cooler temperatures met validation criteria.

II. ICPMS Tune

ICP-MS was not utilized in this SDG.

III. Calibration

The initial and continuing calibrations were performed at the required frequency.

The calibration standards criteria were met.

IV. Blanks

Method blanks were reviewed for each matrix as applicable. No arsenic was found in the initial, continuing and preparation blanks.

No field blanks were identified in this SDG.

V. ICP Interference Check Sample (ICS) Analysis

The frequency of analysis was met.

The criteria for analysis were met.

VI. Matrix Spike/Matrix Spike Duplicates

Matrix spike (MS) and matrix spike duplicate (MSD) samples were reviewed for each matrix as applicable. Percent recoveries (%R) and relative percent differences (RPD) were within QC limits.

VII. Duplicate Sample Analysis

The laboratory has indicated that there were no duplicate (DUP) analyses specified for the samples in this SDG, and therefore duplicate analyses were not performed for this SDG.

VIII. Laboratory Control Samples (LCS)

Laboratory control samples were reviewed for each matrix as applicable. Percent recoveries (%R) were within QC limits.

IX. Internal Standards (ICP-MS)

ICP-MS was not utilized in this SDG.

X. ICP Serial Dilution

ICP serial dilution analysis was performed by the laboratory. The analysis criteria were met.

XI. Sample Result Verification

Raw data were not reviewed for this SDG.

XII. Overall Assessment of Data

Data flags are summarized at the end of this report if data has been qualified.

XIII. Field Duplicates

Samples MH-IS-PLANTER-A-0-0.25 and MH-IS-PLANTER-A-0-0.25-DUP were identified as field duplicates. No metals were detected in any of the samples with the following exceptions:

Analyte	Concentration (mg/Kg)		RPD
	MH-IS-PLANTER-A-0-0.25	MH-IS-PLANTER-A-0-0.25-DUP	
Arsenic	8.7	8.7	0

SMMUSD
Arsenic - Data Qualification Summary - SDG 440-88856-1

No Sample Data Qualified in this SDG

SMMUSD
Arsenic - Laboratory Blank Data Qualification Summary - SDG 440-88856-1

No Sample Data Qualified in this SDG

SMMUSD
Arsenic - Field Blank Data Qualification Summary - SDG 440-88856-1

No Sample Data Qualified in this SDG

LDC #: 32851A4

SDG #: 440-88856-1

Laboratory: Test America Inc.

VALIDATION COMPLETENESS WORKSHEET

Level III

Date: 10/14/14

Page: 1 of 1

Reviewer: JD

2nd Reviewer: [illegible]

METHOD: Arsenic (EPA SW 846 Method 6010B)

The samples listed below were reviewed for each of the following validation areas. Validation findings are noted in attached validation findings worksheets.

	Validation Area		Comments
I.	Technical holding times	A	Sampling dates: 9/24/14
II.	ICP/MS Tune	N	Not Utilized
III.	Calibration	A	
IV.	Blanks	A	
V.	ICP Interference Check Sample (ICS) Analysis	~~N~~ A	
VI.	Matrix Spike Analysis	A	MSID = MH-IS-PLANTER-B-1.5-1.75 MSD (SDG: 440-8886
VII.	Duplicate Sample Analysis	N	
VIII.	Laboratory Control Samples (LCS)	A	LCS
IX.	Internal Standard (ICP-MS)	N	
X.	ICP Serial Dilution	~~N~~ A	SER = MH-IS-PLANTER-B-1.5-1.75 (SDG: 440-88861-1)
XI.	Sample Result Verification	N	
XII.	Overall Assessment of Data	A	
XIII.	Field Duplicates	SW	FD = (1, 2)
XIV.	Field Blanks	N	

Note: A = Acceptable; N = Not provided/applicable; SW = See worksheet; ND = No compounds detected; R = Rinsate; FB = Field blank; D = Duplicate; TB = Trip blank; EB = Equipment blank

Validated Samples: Soils

1	MH-IS-PLANTER-A-0-0.25	11		21		31	
2	MH-IS-PLANTER-A-0-0.25-DUP	12		22		32	
3		13		23		33	
4		14		24		34	
5		15		25		35	
6		16		26		36	
7		17		27		37	
8		18		28		38	
9		19		29		39	
10		20		30		40	

Notes: _____

LDC#: 32851A4

VALIDATION FINDINGS WORKSHEET
Field Duplicates

Reviewer: JD
2nd Reviewer: AV

METHOD: Metals (EPA Method 6010B/7000)

Y N NA Were field duplicate pairs identified in this SDG?
Y N NA Were target analytes detected in the field duplicate pairs?

Analyte	Concentration (mg/Kg)		RPD
	1	2	
Arsenic	8.7	8.7	0

\\LDCFILESERVER\Validation\FIELD DUPLICATES\FD_inorganic\32851A4.wpd

Laboratory Data Consultants, Inc.
Data Validation Report

Project/Site Name:	SMMUSD
Collection Date:	September 24, 2014
LDC Report Date:	October 23, 2014
Matrix:	Soil
Parameters:	Arsenic
Validation Level:	EPA Level III
Laboratory:	TestAmerica, Inc.
Sample Delivery Group (SDG):	440-88858-1

Sample Identification

MH-IS-PLANTER-A-1.5-1.75

Introduction

This data review covers one soil sample listed on the cover sheet including dilutions and reanalysis as applicable. The analyses were per EPA SW 846 Method 6010B for Arsenic.

This review follows a modified outline of the USEPA Contract Laboratory Program National Functional Guidelines for Inorganic Superfund Data Review (January 2010).

A qualification summary table is provided at the end of this report if data has been qualified. Flags are classified as P (protocol) or A (advisory) to indicate whether the flag is due to a laboratory deviation from a specified protocol or is of technical advisory nature.

Raw data were not reviewed for this SDG. The review was based on QC data.

The following are definitions of the data qualifiers:

U Indicates the compound or analyte was analyzed for but not detected.

J Indicates an estimated value.

R Quality control indicates the data is not usable.

NJ Presumptive evidence of presence of the compound at an estimated quantity.

UJ Indicates the compound or analyte was analyzed for but not detected. The sample detection limit is an estimated value.

A Indicates the finding is based upon technical validation criteria.

P Indicates the finding is related to a protocol/contractual deviation.

None Indicates the data was not significantly impacted by the finding, therefore qualification was not required.

I. Technical Holding Times

All technical holding time requirements were met.

The chain-of-custodies were reviewed for documentation of cooler temperatures. All cooler temperatures met validation criteria.

II. ICPMS Tune

ICP-MS was not utilized in this SDG.

III. Calibration

The initial and continuing calibrations were performed at the required frequency.

The calibration standards criteria were met.

IV. Blanks

Method blanks were reviewed for each matrix as applicable. No arsenic was found in the initial, continuing and preparation blanks.

No field blanks were identified in this SDG.

V. ICP Interference Check Sample (ICS) Analysis

The frequency of analysis was met.

The criteria for analysis were met.

VI. Matrix Spike/Matrix Spike Duplicates

Matrix spike (MS) and matrix spike duplicate (MSD) samples were reviewed for each matrix as applicable. Percent recoveries (%R) and relative percent differences (RPD) were within QC limits.

VII. Duplicate Sample Analysis

The laboratory has indicated that there were no duplicate (DUP) analyses specified for the samples in this SDG, and therefore duplicate analyses were not performed for this SDG.

VIII. Laboratory Control Samples (LCS)

Laboratory control samples were reviewed for each matrix as applicable. Percent recoveries (%R) were within QC limits.

IX. Internal Standards (ICP-MS)

ICP-MS was not utilized in this SDG.

X. ICP Serial Dilution

ICP serial dilution analysis was performed by the laboratory. The analysis criteria were met.

XI. Sample Result Verification

Raw data were not reviewed for this SDG.

XII. Overall Assessment of Data

Data flags are summarized at the end of this report if data has been qualified.

XIII. Field Duplicates

No field duplicates were identified in this SDG.

SMMUSD
Arsenic - Data Qualification Summary - SDG 440-88858-1

No Sample Data Qualified in this SDG

SMMUSD
Arsenic - Laboratory Blank Data Qualification Summary - SDG 440-88858-1

No Sample Data Qualified in this SDG

SMMUSD
Arsenic - Field Blank Data Qualification Summary - SDG 440-88858-1

No Sample Data Qualified in this SDG

LDC #: 32851B4

SDG #: 440-88858-1

Laboratory: Test America Inc.

VALIDATION COMPLETENESS WORKSHEET

Level III

Date: 10/14/14

Page: 1 of 1

Reviewer: JO

2nd Reviewer: AL

METHOD: Arsenic (EPA SW 846 Method 6010B)

The samples listed below were reviewed for each of the following validation areas. Validation findings are noted in attached validation findings worksheets.

	Validation Area		Comments
I.	Technical holding times	A	Sampling dates: 09/24/14
II.	ICP/MS Tune	N	Not Utilized
III.	Calibration	A	
IV.	Blanks	A	
V.	ICP Interference Check Sample (ICS) Analysis	~~N~~ A	
VI.	Matrix Spike Analysis	A	MS/D = MH-IS-PLANTER-B-1.5-1.75MS/D(SDG:440-88858-1
VII.	Duplicate Sample Analysis	N	
VIII.	Laboratory Control Samples (LCS)	A	LCS
IX.	Internal Standard (ICP-MS)	N	Not Utilized
X.	ICP Serial Dilution	~~N~~ A	SER= MH-IS-PLANTER-B-1.5-1.75 (SDG: 440-88858-1)
XI.	Sample Result Verification	N	
XII.	Overall Assessment of Data	A	
XIII.	Field Duplicates	N	
XIV.	Field Blanks	N	

Note: A = Acceptable; N = Not provided/applicable; SW = See worksheet; ND = No compounds detected; R = Rinsate; FB = Field blank; D = Duplicate; TB = Trip blank; EB = Equipment blank

Validated Samples: Soils

1	MH-IS-PLANTER-A-1.5-1.75	11		21		31	
2		12		22		32	
3		13		23		33	
4		14		24		34	
5		15		25		35	
6		16		26		36	
7		17		27		37	
8		18		28		38	
9		19		29		39	
10		20		30		40	

Notes:

Laboratory Data Consultants, Inc.
Data Validation Report

Project/Site Name:	SMMUSD
Collection Date:	September 24, 2014
LDC Report Date:	October 23, 2014
Matrix:	Soil
Parameters:	Arsenic
Validation Level:	EPA Level III
Laboratory:	TestAmerica, Inc.
Sample Delivery Group (SDG):	440-88865-1

Sample Identification

MH-IS-PLANTER-B-0-0.25

Introduction

This data review covers one soil sample listed on the cover sheet including dilutions and reanalysis as applicable. The analyses were per EPA SW 846 Method 6010B for Arsenic.

This review follows a modified outline of the USEPA Contract Laboratory Program National Functional Guidelines for Inorganic Superfund Data Review (January 2010).

A qualification summary table is provided at the end of this report if data has been qualified. Flags are classified as P (protocol) or A (advisory) to indicate whether the flag is due to a laboratory deviation from a specified protocol or is of technical advisory nature.

Raw data were not reviewed for this SDG. The review was based on QC data.

The following are definitions of the data qualifiers:

U Indicates the compound or analyte was analyzed for but not detected.

J Indicates an estimated value.

R Quality control indicates the data is not usable.

NJ Presumptive evidence of presence of the compound at an estimated quantity.

UJ Indicates the compound or analyte was analyzed for but not detected. The sample detection limit is an estimated value.

A Indicates the finding is based upon technical validation criteria.

P Indicates the finding is related to a protocol/contractual deviation.

None Indicates the data was not significantly impacted by the finding, therefore qualification was not required.

I. Technical Holding Times

All technical holding time requirements were met.

The chain-of-custodies were reviewed for documentation of cooler temperatures. All cooler temperatures met validation criteria.

II. ICPMS Tune

ICP-MS was not utilized in this SDG.

III. Calibration

The initial and continuing calibrations were performed at the required frequency.

The calibration standards criteria were met.

IV. Blanks

Method blanks were reviewed for each matrix as applicable. No arsenic was found in the initial, continuing and preparation blanks.

No field blanks were identified in this SDG.

V. ICP Interference Check Sample (ICS) Analysis

The frequency of analysis was met.

The criteria for analysis were met.

VI. Matrix Spike/Matrix Spike Duplicates

Matrix spike (MS) and matrix spike duplicate (MSD) samples were reviewed for each matrix as applicable. Percent recoveries (%R) and relative percent differences (RPD) were within QC limits.

VII. Duplicate Sample Analysis

The laboratory has indicated that there were no duplicate (DUP) analyses specified for the samples in this SDG, and therefore duplicate analyses were not performed for this SDG.

VIII. Laboratory Control Samples (LCS)

Laboratory control samples were reviewed for each matrix as applicable. Percent recoveries (%R) were within QC limits.

IX. Internal Standards (ICP-MS)

ICP-MS was not utilized in this SDG.

X. ICP Serial Dilution

ICP serial dilution analysis was performed by the laboratory. The analysis criteria were met.

XI. Sample Result Verification

Raw data were not reviewed for this SDG.

XII. Overall Assessment of Data

Data flags are summarized at the end of this report if data has been qualified.

XIII. Field Duplicates

No field duplicates were identified in this SDG.

SMMUSD
Arsenic - Data Qualification Summary - SDG 440-88865-1

No Sample Data Qualified in this SDG

SMMUSD
Arsenic - Laboratory Blank Data Qualification Summary - SDG 440-88865-1

No Sample Data Qualified in this SDG

SMMUSD
Arsenic - Field Blank Data Qualification Summary - SDG 440-88865-1

No Sample Data Qualified in this SDG

LDC #: 32851C4

SDG #: 440-88865-1

Laboratory: Test America Inc.

VALIDATION COMPLETENESS WORKSHEET

Level III

Date: 12/14/14

Page: 1 of 1

Reviewer: JD

2nd Reviewer: CR

METHOD: Arsenic (EPA SW 846 Method 6010B)

The samples listed below were reviewed for each of the following validation areas. Validation findings are noted in attached validation findings worksheets.

	Validation Area		Comments
I.	Technical holding times	A	Sampling dates: 9/24/14
II.	ICP/MS Tune	N	Not Utilized
III.	Calibration	A	
IV.	Blanks	A	
V.	ICP Interference Check Sample (ICS) Analysis	~~N~~ A	
VI.	Matrix Spike Analysis	A	MS/D=MH-IS-PLANTER-B-1.5-1.75 MS/D (SDG 440-88867-
VII.	Duplicate Sample Analysis	N	
VIII.	Laboratory Control Samples (LCS)	A	LCS
IX.	Internal Standard (ICP-MS)	N	Not Utilized
X.	ICP Serial Dilution	~~N~~ A	SER=MH-IS-PLANTER-B-1.5-1.75 (SDG 440-88867-1)
XI.	Sample Result Verification	N	
XII.	Overall Assessment of Data	A	
XIII.	Field Duplicates	N	
XIV.	Field Blanks	N	

Note: A = Acceptable; N = Not provided/applicable; SW = See worksheet; ND = No compounds detected; R = Rinsate; FB = Field blank; D = Duplicate; TB = Trip blank; EB = Equipment blank

Validated Samples: Soils

1	MH-IS-PLANTER-B-0-0.25	11		21		31	
2		12		22		32	
3		13		23		33	
4		14		24		34	
5		15		25		35	
6		16		26		36	
7		17		27		37	
8		18		28		38	
9		19		29		39	
10		20		30		40	

Notes:

Laboratory Data Consultants, Inc.
Data Validation Report

Project/Site Name: SMMUSD

Collection Date: September 24, 2014

LDC Report Date: October 23, 2014

Matrix: Soil

Parameters: Arsenic

Validation Level: EPA Level III

Laboratory: TestAmerica, Inc.

Sample Delivery Group (SDG): 440-88882-1

Sample Identification

MH-IS-PLANTER-C-1.5-1.75

Introduction

This data review covers one soil sample listed on the cover sheet including dilutions and reanalysis as applicable. The analyses were per EPA SW 846 Method 6010B for Arsenic.

This review follows a modified outline of the USEPA Contract Laboratory Program National Functional Guidelines for Inorganic Superfund Data Review (January 2010).

A qualification summary table is provided at the end of this report if data has been qualified. Flags are classified as P (protocol) or A (advisory) to indicate whether the flag is due to a laboratory deviation from a specified protocol or is of technical advisory nature.

Raw data were not reviewed for this SDG. The review was based on QC data.

The following are definitions of the data qualifiers:

U Indicates the compound or analyte was analyzed for but not detected.

J Indicates an estimated value.

R Quality control indicates the data is not usable.

NJ Presumptive evidence of presence of the compound at an estimated quantity.

UJ Indicates the compound or analyte was analyzed for but not detected. The sample detection limit is an estimated value.

A Indicates the finding is based upon technical validation criteria.

P Indicates the finding is related to a protocol/contractual deviation.

None Indicates the data was not significantly impacted by the finding, therefore qualification was not required.

I. Technical Holding Times

All technical holding time requirements were met.

The chain-of-custodies were reviewed for documentation of cooler temperatures. All cooler temperatures met validation criteria.

II. ICPMS Tune

ICP-MS was not utilized in this SDG.

III. Calibration

The initial and continuing calibrations were performed at the required frequency.

The calibration standards criteria were met.

IV. Blanks

Method blanks were reviewed for each matrix as applicable. No arsenic was found in the initial, continuing and preparation blanks.

No field blanks were identified in this SDG.

V. ICP Interference Check Sample (ICS) Analysis

The frequency of analysis was met.

The criteria for analysis were met.

VI. Matrix Spike/Matrix Spike Duplicates

Matrix spike (MS) and matrix spike duplicate (MSD) samples were reviewed for each matrix as applicable. Percent recoveries (%R) and relative percent differences (RPD) were within QC limits.

VII. Duplicate Sample Analysis

The laboratory has indicated that there were no duplicate (DUP) analyses specified for the samples in this SDG, and therefore duplicate analyses were not performed for this SDG.

VIII. Laboratory Control Samples (LCS)

Laboratory control samples were reviewed for each matrix as applicable. Percent recoveries (%R) were within QC limits.

IX. Internal Standards (ICP-MS)

ICP-MS was not utilized in this SDG.

X. ICP Serial Dilution

ICP serial dilution analysis was performed by the laboratory. The analysis criteria were met.

XI. Sample Result Verification

Raw data were not reviewed for this SDG.

XII. Overall Assessment of Data

Data flags are summarized at the end of this report if data has been qualified.

XIII. Field Duplicates

No field duplicates were identified in this SDG.

SMMUSD
Arsenic - Data Qualification Summary - SDG 440-88882-1

No Sample Data Qualified in this SDG

SMMUSD
Arsenic - Laboratory Blank Data Qualification Summary - SDG 440-88882-1

No Sample Data Qualified in this SDG

SMMUSD
Arsenic - Field Blank Data Qualification Summary - SDG 440-88882-1

No Sample Data Qualified in this SDG

LDC #: 32851D4

SDG #: 440-88882-1

Laboratory: Test America Inc.

VALIDATION COMPLETENESS WORKSHEET

Level III

Date: 10/15/14

Page: 1 of 1

Reviewer: JB

2nd Reviewer: AL

METHOD: Arsenic (EPA SW 846 Method 6010B)

The samples listed below were reviewed for each of the following validation areas. Validation findings are noted in attached validation findings worksheets.

	Validation Area		Comments
I.	Technical holding times	A	Sampling dates: 9/24/14
II.	ICP/MS Tune	N	Not Utilized
III.	Calibration	A	
IV.	Blanks	A	
V.	ICP Interference Check Sample (ICS) Analysis	~~SW~~ A	
VI.	Matrix Spike Analysis	A	MS/D=MH-IS-PLANTER-B-1.5-1.75 MS/D(SDG:440-88867
VII.	Duplicate Sample Analysis	N	
VIII.	Laboratory Control Samples (LCS)	A	LCS
IX.	Internal Standard (ICP-MS)	N	Not Utilized
X.	ICP Serial Dilution	~~SW~~ A	SER=MH-IS-PLANTER-B-1.5-1.75 (SDG: 440-88867-1)
XI.	Sample Result Verification	N	
XII.	Overall Assessment of Data	A	
XIII.	Field Duplicates	N	
XIV.	Field Blanks	N	

Note: A = Acceptable; N = Not provided/applicable; SW = See worksheet; ND = No compounds detected; R = Rinsate; FB = Field blank; D = Duplicate; TB = Trip blank; EB = Equipment blank

Validated Samples: Soils

1	MH-IS-PLANTER-C-1.5-1.75	11		21		31	
2		12		22		32	
3		13		23		33	
4		14		24		34	
5		15		25		35	
6		16		26		36	
7		17		27		37	
8		18		28		38	
9		19		29		39	
10		20		30		40	

Notes:

Laboratory Data Consultants, Inc.
Data Validation Report

Project/Site Name:	SMMUSD
Collection Date:	September 25, 2014
LDC Report Date:	October 23, 2014
Matrix:	Soil
Parameters:	Arsenic
Validation Level:	EPA Level III
Laboratory:	TestAmerica, Inc.
Sample Delivery Group (SDG):	440-89021-1

Sample Identification

MH-IS-CORNUCOPIA-A-0-0.25

Introduction

This data review covers one soil sample listed on the cover sheet including dilutions and reanalysis as applicable. The analyses were per EPA SW 846 Method 6010B for Arsenic.

This review follows a modified outline of the USEPA Contract Laboratory Program National Functional Guidelines for Inorganic Superfund Data Review (January 2010).

A qualification summary table is provided at the end of this report if data has been qualified. Flags are classified as P (protocol) or A (advisory) to indicate whether the flag is due to a laboratory deviation from a specified protocol or is of technical advisory nature.

Raw data were not reviewed for this SDG. The review was based on QC data.

The following are definitions of the data qualifiers:

U Indicates the compound or analyte was analyzed for but not detected.

J Indicates an estimated value.

R Quality control indicates the data is not usable.

NJ Presumptive evidence of presence of the compound at an estimated quantity.

UJ Indicates the compound or analyte was analyzed for but not detected. The sample detection limit is an estimated value.

A Indicates the finding is based upon technical validation criteria.

P Indicates the finding is related to a protocol/contractual deviation.

None Indicates the data was not significantly impacted by the finding, therefore qualification was not required.

I. Technical Holding Times

All technical holding time requirements were met.

The chain-of-custodies were reviewed for documentation of cooler temperatures. All cooler temperatures met validation criteria.

II. ICPMS Tune

ICP-MS was not utilized in this SDG.

III. Calibration

The initial and continuing calibrations were performed at the required frequency.

The calibration standards criteria were met.

IV. Blanks

Method blanks were reviewed for each matrix as applicable. No arsenic was found in the initial, continuing and preparation blanks.

No field blanks were identified in this SDG.

V. ICP Interference Check Sample (ICS) Analysis

The frequency of analysis was met.

The criteria for analysis were met.

VI. Matrix Spike/Matrix Spike Duplicates

Matrix spike (MS) and matrix spike duplicate (MSD) samples were reviewed for each matrix as applicable. Percent recoveries (%R) and relative percent differences (RPD) were within QC limits.

VII. Duplicate Sample Analysis

The laboratory has indicated that there were no duplicate (DUP) analyses specified for the samples in this SDG, and therefore duplicate analyses were not performed for this SDG.

VIII. Laboratory Control Samples (LCS)

Laboratory control samples were reviewed for each matrix as applicable. Percent recoveries (%R) were within QC limits.

IX. Internal Standards (ICP-MS)

ICP-MS was not utilized in this SDG.

X. ICP Serial Dilution

ICP serial dilution analysis was performed by the laboratory. The analysis criteria were met.

XI. Sample Result Verification

Raw data were not reviewed for this SDG.

XII. Overall Assessment of Data

Data flags are summarized at the end of this report if data has been qualified.

XIII. Field Duplicates

No field duplicates were identified in this SDG.

SMMUSD
Arsenic - Data Qualification Summary - SDG 440-89021-1

No Sample Data Qualified in this SDG

SMMUSD
Arsenic - Laboratory Blank Data Qualification Summary - SDG 440-89021-1

No Sample Data Qualified in this SDG

SMMUSD
Arsenic - Field Blank Data Qualification Summary - SDG 440-89021-1

No Sample Data Qualified in this SDG

LDC #: 32851E4

SDG #: 440-89021-1

Laboratory: Test America Inc.

VALIDATION COMPLETENESS WORKSHEET

Level III

Date: 10/15/14

Page: 1 of 1

Reviewer: JD

2nd Reviewer: AL

METHOD: Arsenic (EPA SW 846 Method 6010B)

The samples listed below were reviewed for each of the following validation areas. Validation findings are noted in attached validation findings worksheets.

	Validation Area		Comments
I.	Technical holding times	A	Sampling dates: 9/25/14
II.	ICP/MS Tune	N	Not Utilized
III.	Calibration	A	
IV.	Blanks	A	
V.	ICP Interference Check Sample (ICS) Analysis	~~N~~ A	
VI.	Matrix Spike Analysis	A	MS/D: MH-IS-PLANTER-B-1.5-1.75 MS/D (SDG: 440-88867-
VII.	Duplicate Sample Analysis	N	
VIII.	Laboratory Control Samples (LCS)	A	LCS
IX.	Internal Standard (ICP-MS)	N	Not Utilized
X.	ICP Serial Dilution	~~N~~ A	SER: MH-IS-PLANTER-B-1.5-1.75 (SDG: 440-88867-1)
XI.	Sample Result Verification	N	
XII.	Overall Assessment of Data	A	
XIII.	Field Duplicates	N	
XIV.	Field Blanks	N	

Note: A = Acceptable; N = Not provided/applicable; SW = See worksheet; ND = No compounds detected; R = Rinsate; FB = Field blank; D = Duplicate; TB = Trip blank; EB = Equipment blank

Validated Samples: Soils

1	MH-IS-CORNUCOPIA-A-0-0.25	11		21		31	
2		12		22		32	
3		13		23		33	
4		14		24		34	
5		15		25		35	
6		16		26		36	
7		17		27		37	
8		18		28		38	
9		19		29		39	
10		20		30		40	

Notes:

Laboratory Data Consultants, Inc.
Data Validation Report

Project/Site Name: SMMUSD

Collection Date: September 25, 2014

LDC Report Date: October 23, 2014

Matrix: Soil

Parameters: Arsenic

Validation Level: EPA Level III

Laboratory: TestAmerica, Inc.

Sample Delivery Group (SDG): 440-89022-1

Sample Identification

MH-IS-CORNUCOPIA-A-1.5-1.75

Introduction

This data review covers one soil sample listed on the cover sheet including dilutions and reanalysis as applicable. The analyses were per EPA SW 846 Method 6010B for Arsenic.

This review follows a modified outline of the USEPA Contract Laboratory Program National Functional Guidelines for Inorganic Superfund Data Review (January 2010).

A qualification summary table is provided at the end of this report if data has been qualified. Flags are classified as P (protocol) or A (advisory) to indicate whether the flag is due to a laboratory deviation from a specified protocol or is of technical advisory nature.

Raw data were not reviewed for this SDG. The review was based on QC data.

The following are definitions of the data qualifiers:

U Indicates the compound or analyte was analyzed for but not detected.

J Indicates an estimated value.

R Quality control indicates the data is not usable.

NJ Presumptive evidence of presence of the compound at an estimated quantity.

UJ Indicates the compound or analyte was analyzed for but not detected. The sample detection limit is an estimated value.

A Indicates the finding is based upon technical validation criteria.

P Indicates the finding is related to a protocol/contractual deviation.

None Indicates the data was not significantly impacted by the finding, therefore qualification was not required.

I. Technical Holding Times

All technical holding time requirements were met.

The chain-of-custodies were reviewed for documentation of cooler temperatures. All cooler temperatures met validation criteria.

II. ICPMS Tune

ICP-MS was not utilized in this SDG.

III. Calibration

The initial and continuing calibrations were performed at the required frequency.

The calibration standards criteria were met.

IV. Blanks

Method blanks were reviewed for each matrix as applicable. No arsenic was found in the initial, continuing and preparation blanks.

No field blanks were identified in this SDG.

V. ICP Interference Check Sample (ICS) Analysis

The frequency of analysis was met.

The criteria for analysis were met.

VI. Matrix Spike/Matrix Spike Duplicates

Matrix spike (MS) and matrix spike duplicate (MSD) samples were reviewed for each matrix as applicable. Percent recoveries (%R) and relative percent differences (RPD) were within QC limits.

VII. Duplicate Sample Analysis

The laboratory has indicated that there were no duplicate (DUP) analyses specified for the samples in this SDG, and therefore duplicate analyses were not performed for this SDG.

VIII. Laboratory Control Samples (LCS)

Laboratory control samples were reviewed for each matrix as applicable. Percent recoveries (%R) were within QC limits.

IX. Internal Standards (ICP-MS)

ICP-MS was not utilized in this SDG.

X. ICP Serial Dilution

ICP serial dilution analysis was performed by the laboratory. The analysis criteria were met.

XI. Sample Result Verification

Raw data were not reviewed for this SDG.

XII. Overall Assessment of Data

Data flags are summarized at the end of this report if data has been qualified.

XIII. Field Duplicates

No field duplicates were identified in this SDG.

SMMUSD
Arsenic - Data Qualification Summary - SDG 440-89022-1

No Sample Data Qualified in this SDG

SMMUSD
Arsenic - Laboratory Blank Data Qualification Summary - SDG 440-89022-1

No Sample Data Qualified in this SDG

SMMUSD
Arsenic - Field Blank Data Qualification Summary - SDG 440-89022-1

No Sample Data Qualified in this SDG

LDC #: 32851F4

VALIDATION COMPLETENESS WORKSHEET

Level III

SDG #: 440-89022-1

Laboratory: Test America Inc.

Date: 10/15/14

Page: 1 of 1

Reviewer: JD

2nd Reviewer: AL

METHOD: Arsenic (EPA SW 846 Method 6010B)

The samples listed below were reviewed for each of the following validation areas. Validation findings are noted in attached validation findings worksheets.

	Validation Area		Comments
I.	Technical holding times	A	Sampling dates: 9/25/14
II.	ICP/MS Tune	N	Not Utilized
III.	Calibration	A	
IV.	Blanks	A	
V.	ICP Interference Check Sample (ICS) Analysis	~~N~~ A	
VI.	Matrix Spike Analysis	A	MS/D: MH-IS-PLANTER-B-1.5-1.75 MS/D (SDG: 440-88867-1)
VII.	Duplicate Sample Analysis	N	
VIII.	Laboratory Control Samples (LCS)	A	LCS
IX.	Internal Standard (ICP-MS)	N	Not Utilized
X.	ICP Serial Dilution	~~N~~ A JD	~~N~~ SEE: MH-IS-PLANTER-B-1.5-1.75 (SDG: 440-88867-1)
XI.	Sample Result Verification	N	
XII.	Overall Assessment of Data	A	
XIII.	Field Duplicates	N	
XIV.	Field Blanks	N	

Note: A = Acceptable; N = Not provided/applicable; SW = See worksheet; ND = No compounds detected; R = Rinsate; FB = Field blank; D = Duplicate; TB = Trip blank; EB = Equipment blank

Validated Samples: Soils

1	MH-IS-CORNUCOPIA-A-1.5-1.75	11		21		31	
2		12		22		32	
3		13		23		33	
4		14		24		34	
5		15		25		35	
6		16		26		36	
7		17		27		37	
8		18		28		38	
9		19		29		39	
10		20		30		40	

Notes:

Laboratory Data Consultants, Inc.
Data Validation Report

Project/Site Name: SMMUSD

Collection Date: September 25, 2014

LDC Report Date: October 23, 2014

Matrix: Soil

Parameters: Arsenic

Validation Level: EPA Level III

Laboratory: TestAmerica, Inc.

Sample Delivery Group (SDG): 440-89023-1

Sample Identification

MH-IS-CORNUCOPIA-B-0-0.25

Introduction

This data review covers one soil sample listed on the cover sheet including dilutions and reanalysis as applicable. The analyses were per EPA SW 846 Method 6010B for Arsenic.

This review follows a modified outline of the USEPA Contract Laboratory Program National Functional Guidelines for Inorganic Superfund Data Review (January 2010).

A qualification summary table is provided at the end of this report if data has been qualified. Flags are classified as P (protocol) or A (advisory) to indicate whether the flag is due to a laboratory deviation from a specified protocol or is of technical advisory nature.

Raw data were not reviewed for this SDG. The review was based on QC data.

The following are definitions of the data qualifiers:

U Indicates the compound or analyte was analyzed for but not detected.

J Indicates an estimated value.

R Quality control indicates the data is not usable.

NJ Presumptive evidence of presence of the compound at an estimated quantity.

UJ Indicates the compound or analyte was analyzed for but not detected. The sample detection limit is an estimated value.

A Indicates the finding is based upon technical validation criteria.

P Indicates the finding is related to a protocol/contractual deviation.

None Indicates the data was not significantly impacted by the finding, therefore qualification was not required.

I. Technical Holding Times

All technical holding time requirements were met.

The chain-of-custodies were reviewed for documentation of cooler temperatures. All cooler temperatures met validation criteria.

II. ICPMS Tune

ICP-MS was not utilized in this SDG.

III. Calibration

The initial and continuing calibrations were performed at the required frequency.

The calibration standards criteria were met.

IV. Blanks

Method blanks were reviewed for each matrix as applicable. No arsenic was found in the initial, continuing and preparation blanks.

No field blanks were identified in this SDG.

V. ICP Interference Check Sample (ICS) Analysis

The frequency of analysis was met.

The criteria for analysis were met.

VI. Matrix Spike/Matrix Spike Duplicates

Matrix spike (MS) and matrix spike duplicate (MSD) samples were reviewed for each matrix as applicable. Percent recoveries (%R) and relative percent differences (RPD) were within QC limits.

VII. Duplicate Sample Analysis

The laboratory has indicated that there were no duplicate (DUP) analyses specified for the samples in this SDG, and therefore duplicate analyses were not performed for this SDG.

VIII. Laboratory Control Samples (LCS)

Laboratory control samples were reviewed for each matrix as applicable. Percent recoveries (%R) were within QC limits.

IX. Internal Standards (ICP-MS)

ICP-MS was not utilized in this SDG.

X. ICP Serial Dilution

ICP serial dilution analysis was performed by the laboratory. The analysis criteria were met.

XI. Sample Result Verification

Raw data were not reviewed for this SDG.

XII. Overall Assessment of Data

Data flags are summarized at the end of this report if data has been qualified.

XIII. Field Duplicates

No field duplicates were identified in this SDG.

SMMUSD
Arsenic - Data Qualification Summary - SDG 440-89023-1

No Sample Data Qualified in this SDG

SMMUSD
Arsenic - Laboratory Blank Data Qualification Summary - SDG 440-89023-1

No Sample Data Qualified in this SDG

SMMUSD
Arsenic - Field Blank Data Qualification Summary - SDG 440-89023-1

No Sample Data Qualified in this SDG

LDC #: 32851G4 **VALIDATION COMPLETENESS WORKSHEET** Date: 10/15/14

SDG #: 440-89023-1 Level III Page: 1 of 1

Laboratory: Test America Inc. Reviewer: JD

2nd Reviewer: AL

METHOD: Arsenic (EPA SW 846 Method 6010B)

The samples listed below were reviewed for each of the following validation areas. Validation findings are noted in attached validation findings worksheets.

	Validation Area		Comments
I.	Technical holding times	A	Sampling dates: 9/25/14
II.	ICP/MS Tune	N	Not Utilized
III.	Calibration	A	
IV.	Blanks	A	
V.	ICP Interference Check Sample (ICS) Analysis	~~A~~ A	
VI.	Matrix Spike Analysis	A	MSD=MH-IS-PLANTER-B-1.5-1.75MSD(SDG:440-88867-1)
VII.	Duplicate Sample Analysis	N	
VIII.	Laboratory Control Samples (LCS)	A	LCS
IX.	Internal Standard (ICP-MS)	N	Not Utilized
X.	ICP Serial Dilution	~~N~~ A	SER=MH-IS-PLANTER-B-1.5-1.75(SDG:440-88867-1)
XI.	Sample Result Verification	N	
XII.	Overall Assessment of Data	A	
XIII.	Field Duplicates	N	
XIV.	Field Blanks	N	

Note: A = Acceptable; N = Not provided/applicable; SW = See worksheet; ND = No compounds detected; R = Rinsate; FB = Field blank; D = Duplicate; TB = Trip blank; EB = Equipment blank

Validated Samples: Soils

1	MH-IS-CORNUCOPIA-B-0-0.25	11		21		31	
2		12		22		32	
3		13		23		33	
4		14		24		34	
5		15		25		35	
6		16		26		36	
7		17		27		37	
8		18		28		38	
9		19		29		39	
10		20		30		40	

Notes:

Laboratory Data Consultants, Inc.
Data Validation Report

Project/Site Name: SMMUSD

Collection Date: September 25, 2014

LDC Report Date: October 23, 2014

Matrix: Soil

Parameters: Arsenic

Validation Level: EPA Level III

Laboratory: TestAmerica, Inc.

Sample Delivery Group (SDG): 440-89025-1

Sample Identification

MH-IS-CORNUCOPIA-B-1.5-1.75

Introduction

This data review covers one soil sample listed on the cover sheet including dilutions and reanalysis as applicable. The analyses were per EPA SW 846 Method 6010B for Arsenic.

This review follows a modified outline of the USEPA Contract Laboratory Program National Functional Guidelines for Inorganic Superfund Data Review (January 2010).

A qualification summary table is provided at the end of this report if data has been qualified. Flags are classified as P (protocol) or A (advisory) to indicate whether the flag is due to a laboratory deviation from a specified protocol or is of technical advisory nature.

Raw data were not reviewed for this SDG. The review was based on QC data.

The following are definitions of the data qualifiers:

U Indicates the compound or analyte was analyzed for but not detected.

J Indicates an estimated value.

R Quality control indicates the data is not usable.

NJ Presumptive evidence of presence of the compound at an estimated quantity.

UJ Indicates the compound or analyte was analyzed for but not detected. The sample detection limit is an estimated value.

A Indicates the finding is based upon technical validation criteria.

P Indicates the finding is related to a protocol/contractual deviation.

None Indicates the data was not significantly impacted by the finding, therefore qualification was not required.

I. Technical Holding Times

All technical holding time requirements were met.

The chain-of-custodies were reviewed for documentation of cooler temperatures. All cooler temperatures met validation criteria.

II. ICPMS Tune

ICP-MS was not utilized in this SDG.

III. Calibration

The initial and continuing calibrations were performed at the required frequency.

The calibration standards criteria were met.

IV. Blanks

Method blanks were reviewed for each matrix as applicable. No arsenic was found in the initial, continuing and preparation blanks.

No field blanks were identified in this SDG.

V. ICP Interference Check Sample (ICS) Analysis

The frequency of analysis was met.

The criteria for analysis were met.

VI. Matrix Spike/Matrix Spike Duplicates

Matrix spike (MS) and matrix spike duplicate (MSD) samples were reviewed for each matrix as applicable. Percent recoveries (%R) and relative percent differences (RPD) were within QC limits.

VII. Duplicate Sample Analysis

The laboratory has indicated that there were no duplicate (DUP) analyses specified for the samples in this SDG, and therefore duplicate analyses were not performed for this SDG.

VIII. Laboratory Control Samples (LCS)

Laboratory control samples were reviewed for each matrix as applicable. Percent recoveries (%R) were within QC limits.

IX. Internal Standards (ICP-MS)

ICP-MS was not utilized in this SDG.

X. ICP Serial Dilution

ICP serial dilution analysis was performed by the laboratory. The analysis criteria were met.

XI. Sample Result Verification

Raw data were not reviewed for this SDG.

XII. Overall Assessment of Data

Data flags are summarized at the end of this report if data has been qualified.

XIII. Field Duplicates

No field duplicates were identified in this SDG.

SMMUSD
Arsenic - Data Qualification Summary - SDG 440-89025-1

No Sample Data Qualified in this SDG

SMMUSD
Arsenic - Laboratory Blank Data Qualification Summary - SDG 440-89025-1

No Sample Data Qualified in this SDG

SMMUSD
Arsenic - Field Blank Data Qualification Summary - SDG 440-89025-1

No Sample Data Qualified in this SDG

LDC #: 32851H4 **VALIDATION COMPLETENESS WORKSHEET** Date: 10/15/14
SDG #: 440-89025-1 Level III Page: 1 of 1
Laboratory: Test America Inc. Reviewer: JO
2nd Reviewer: AL

METHOD: Arsenic (EPA SW 846 Method 6010B)

The samples listed below were reviewed for each of the following validation areas. Validation findings are noted in attached validation findings worksheets.

	Validation Area		Comments
I.	Technical holding times	A	Sampling dates: 9/25/14
II.	ICP/MS Tune	N	Not Utilized
III.	Calibration	A	
IV.	Blanks	A	
V.	ICP Interference Check Sample (ICS) Analysis	~~N~~ A	
VI.	Matrix Spike Analysis	A	MSD = MH-IS-PLANTER-B-1.5-1.75MS|D (SDG:440-88867-1)
VII.	Duplicate Sample Analysis	N	
VIII.	Laboratory Control Samples (LCS)	A	LCS
IX.	Internal Standard (ICP-MS)	N	Not Utilized
X.	ICP Serial Dilution	~~N~~ A	SER = MH-IS-PLANTER-B-1.5-1.75 (SDG:440-88867-1)
XI.	Sample Result Verification	N	
XII.	Overall Assessment of Data	A	
XIII.	Field Duplicates	N	
XIV.	Field Blanks	N	

Note: A = Acceptable; N = Not provided/applicable; SW = See worksheet; ND = No compounds detected; R = Rinsate; FB = Field blank; D = Duplicate; TB = Trip blank; EB = Equipment blank

Validated Samples: Soils

1	MH-IS-CORNUCOPIA-B-1.5-1.75	11		21		31	
2		12		22		32	
3		13		23		33	
4		14		24		34	
5		15		25		35	
6		16		26		36	
7		17		27		37	
8		18		28		38	
9		19		29		39	
10		20		30		40	

Notes:

Laboratory Data Consultants, Inc.
Data Validation Report

Project/Site Name: SMMUSD

Collection Date: September 24, 2014

LDC Report Date: October 23, 2014

Matrix: Soil

Parameters: Arsenic

Validation Level: EPA Level III

Laboratory: TestAmerica, Inc.

Sample Delivery Group (SDG): 440-88867-1

Sample Identification

MH-IS-PLANTER-B-1.5-1.75
MH-IS-PLANTER-B-1.5-1.75MS
MH-IS-PLANTER-B-1.5-1.75MSD

Introduction

This data review covers 3 soil samples listed on the cover sheet including dilutions and reanalysis as applicable. The analyses were per EPA SW 846 Method 6010B for Arsenic.

This review follows a modified outline of the USEPA Contract Laboratory Program National Functional Guidelines for Inorganic Superfund Data Review (January 2010).

A qualification summary table is provided at the end of this report if data has been qualified. Flags are classified as P (protocol) or A (advisory) to indicate whether the flag is due to a laboratory deviation from a specified protocol or is of technical advisory nature.

Raw data were not reviewed for this SDG. The review was based on QC data.

The following are definitions of the data qualifiers:

U Indicates the compound or analyte was analyzed for but not detected.

J Indicates an estimated value.

R Quality control indicates the data is not usable.

NJ Presumptive evidence of presence of the compound at an estimated quantity.

UJ Indicates the compound or analyte was analyzed for but not detected. The sample detection limit is an estimated value.

A Indicates the finding is based upon technical validation criteria.

P Indicates the finding is related to a protocol/contractual deviation.

None Indicates the data was not significantly impacted by the finding, therefore qualification was not required.

I. Technical Holding Times

All technical holding time requirements were met.

The chain-of-custodies were reviewed for documentation of cooler temperatures. All cooler temperatures met validation criteria.

II. ICPMS Tune

ICP-MS was not utilized in this SDG.

III. Calibration

The initial and continuing calibrations were performed at the required frequency.

The calibration standards criteria were met.

IV. Blanks

Method blanks were reviewed for each matrix as applicable. No arsenic was found in the initial, continuing and preparation blanks.

No field blanks were identified in this SDG.

V. ICP Interference Check Sample (ICS) Analysis

The frequency of analysis was met.

The criteria for analysis were met.

VI. Matrix Spike/Matrix Spike Duplicates

Matrix spike (MS) and matrix spike duplicate (MSD) samples were reviewed for each matrix as applicable. Percent recoveries (%R) and relative percent differences (RPD) were within QC limits.

VII. Duplicate Sample Analysis

The laboratory has indicated that there were no duplicate (DUP) analyses specified for the samples in this SDG, and therefore duplicate analyses were not performed for this SDG.

VIII. Laboratory Control Samples (LCS)

Laboratory control samples were reviewed for each matrix as applicable. Percent recoveries (%R) were within QC limits.

IX. Internal Standards (ICP-MS)

ICP-MS was not utilized in this SDG.

X. ICP Serial Dilution

ICP serial dilution analysis was performed by the laboratory. The analysis criteria were met.

XI. Sample Result Verification

Raw data were not reviewed for this SDG.

XII. Overall Assessment of Data

Data flags are summarized at the end of this report if data has been qualified.

XIII. Field Duplicates

No field duplicates were identified in this SDG.

SMMUSD
Arsenic - Data Qualification Summary - SDG 440-88867-1

No Sample Data Qualified in this SDG

SMMUSD
Arsenic - Laboratory Blank Data Qualification Summary - SDG 440-88867-1

No Sample Data Qualified in this SDG

SMMUSD
Arsenic - Field Blank Data Qualification Summary - SDG 440-88867-1

No Sample Data Qualified in this SDG

LDC #: 32851I4 **VALIDATION COMPLETENESS WORKSHEET** Date: 10/15/14
SDG #: 440-88867-1 Level III Page: 1 of 1
Laboratory: Test America Inc. Reviewer: JD
2nd Reviewer: CL

METHOD: Arsenic (EPA SW 846 Method 6010B)

The samples listed below were reviewed for each of the following validation areas. Validation findings are noted in attached validation findings worksheets.

	Validation Area		Comments
I.	Technical holding times	A	Sampling dates: 9/24/14
II.	ICP/MS Tune	N	Not Utilized
III.	Calibration	A	
IV.	Blanks	A	
V.	ICP Interference Check Sample (ICS) Analysis	~~N~~ A	
VI.	Matrix Spike Analysis	A	MSD = (2,3)
VII.	Duplicate Sample Analysis	N	
VIII.	Laboratory Control Samples (LCS)	A	LCS
IX.	Internal Standard (ICP-MS)	N	Not Utilized
X.	ICP Serial Dilution	~~N~~ A	
XI.	Sample Result Verification	N	
XII.	Overall Assessment of Data	A	
XIII.	Field Duplicates	N	
XIV.	Field Blanks	N	

Note: A = Acceptable
N = Not provided/applicable
SW = See worksheet
ND = No compounds detected
R = Rinsate
FB = Field blank
D = Duplicate
TB = Trip blank
EB = Equipment blank

Validated Samples: Soils

1	MH-IS-PLANTER-B-1.5-1.75	11		21		31	
2	MH-IS-PLANTER-B-1.5-1.75MS	12		22		32	
3	MH-IS-PLANTER-B-1.5-1.75MSD	13		23		33	
4		14		24		34	
5		15		25		35	
6		16		26		36	
7		17		27		37	
8		18		28		38	
9		19		29		39	
10		20		30		40	

Notes: _____

Laboratory Data Consultants, Inc.
Data Validation Report

Project/Site Name:	SMMUSD
Collection Date:	September 24, 2014
LDC Report Date:	October 23, 2014
Matrix:	Soil
Parameters:	Arsenic
Validation Level:	EPA Level III
Laboratory:	TestAmerica, Inc.
Sample Delivery Group (SDG):	440-88869-1

Sample Identification

MH-IS-PLANTER-C-0-0.25

Introduction

This data review covers one soil sample listed on the cover sheet including dilutions and reanalysis as applicable. The analyses were per EPA SW 846 Method 6010B for Arsenic.

This review follows a modified outline of the USEPA Contract Laboratory Program National Functional Guidelines for Inorganic Superfund Data Review (January 2010).

A qualification summary table is provided at the end of this report if data has been qualified. Flags are classified as P (protocol) or A (advisory) to indicate whether the flag is due to a laboratory deviation from a specified protocol or is of technical advisory nature.

Raw data were not reviewed for this SDG. The review was based on QC data.

The following are definitions of the data qualifiers:

U Indicates the compound or analyte was analyzed for but not detected.

J Indicates an estimated value.

R Quality control indicates the data is not usable.

NJ Presumptive evidence of presence of the compound at an estimated quantity.

UJ Indicates the compound or analyte was analyzed for but not detected. The sample detection limit is an estimated value.

A Indicates the finding is based upon technical validation criteria.

P Indicates the finding is related to a protocol/contractual deviation.

None Indicates the data was not significantly impacted by the finding, therefore qualification was not required.

I. Technical Holding Times

All technical holding time requirements were met.

The chain-of-custodies were reviewed for documentation of cooler temperatures. All cooler temperatures met validation criteria.

II. ICPMS Tune

ICP-MS was not utilized in this SDG.

III. Calibration

The initial and continuing calibrations were performed at the required frequency.

The calibration standards criteria were met.

IV. Blanks

Method blanks were reviewed for each matrix as applicable. No arsenic was found in the initial, continuing and preparation blanks.

No field blanks were identified in this SDG.

V. ICP Interference Check Sample (ICS) Analysis

The frequency of analysis was met.

The criteria for analysis were met.

VI. Matrix Spike/Matrix Spike Duplicates

Matrix spike (MS) and matrix spike duplicate (MSD) samples were reviewed for each matrix as applicable. Percent recoveries (%R) and relative percent differences (RPD) were within QC limits.

VII. Duplicate Sample Analysis

The laboratory has indicated that there were no duplicate (DUP) analyses specified for the samples in this SDG, and therefore duplicate analyses were not performed for this SDG.

VIII. Laboratory Control Samples (LCS)

Laboratory control samples were reviewed for each matrix as applicable. Percent recoveries (%R) were within QC limits.

IX. Internal Standards (ICP-MS)

ICP-MS was not utilized in this SDG.

X. ICP Serial Dilution

ICP serial dilution analysis was performed by the laboratory. The analysis criteria were met.

XI. Sample Result Verification

Raw data were not reviewed for this SDG.

XII. Overall Assessment of Data

Data flags are summarized at the end of this report if data has been qualified.

XIII. Field Duplicates

No field duplicates were identified in this SDG.

SMMUSD
Arsenic - Data Qualification Summary - SDG 440-88869-1

No Sample Data Qualified in this SDG

SMMUSD
Arsenic - Laboratory Blank Data Qualification Summary - SDG 440-88869-1

No Sample Data Qualified in this SDG

SMMUSD
Arsenic - Field Blank Data Qualification Summary - SDG 440-88869-1

No Sample Data Qualified in this SDG

LDC #: 32851J4

VALIDATION COMPLETENESS WORKSHEET

Level III

Date: 10/15/14

SDG #: 440-88869-1

Page: 1 of 1

Laboratory: Test America Inc.

Reviewer: JD

2nd Reviewer: AL

METHOD: Arsenic (EPA SW 846 Method 6010B)

The samples listed below were reviewed for each of the following validation areas. Validation findings are noted in attached validation findings worksheets.

	Validation Area		Comments
I.	Technical holding times	A	Sampling dates: 9/24/14
II.	ICP/MS Tune	N	Not Utilized
III.	Calibration	A	
IV.	Blanks	A	
V.	ICP Interference Check Sample (ICS) Analysis	~~N~~ A	
VI.	Matrix Spike Analysis	A	MS/D = MH-IS-PLANTER-B-1.5-1.75 MS/D (SDG: 440-88867)
VII.	Duplicate Sample Analysis	N	
VIII.	Laboratory Control Samples (LCS)	A	LCS
IX.	Internal Standard (ICP-MS)	N	Not Utilized
X.	ICP Serial Dilution	~~N~~ A	SER = MH-IS-PLANTER-B-1.5-1.75 (SDG: 440-88867-1)
XI.	Sample Result Verification	N	
XII.	Overall Assessment of Data	A	
XIII.	Field Duplicates	N	
XIV.	Field Blanks	N	

Note: A = Acceptable; N = Not provided/applicable; SW = See worksheet; ND = No compounds detected; R = Rinsate; FB = Field blank; D = Duplicate; TB = Trip blank; EB = Equipment blank

Validated Samples: Soils

1	MH-IS-PLANTER-C-0-0.25	11		21		31	
2		12		22		32	
3		13		23		33	
4		14		24		34	
5		15		25		35	
6		16		26		36	
7		17		27		37	
8		18		28		38	
9		19		29		39	
10		20		30		40	

Notes:

Laboratory Data Consultants, Inc.
Data Validation Report

Project/Site Name: SMMUSD

Collection Date: September 25, 2014

LDC Report Date: October 23, 2014

Matrix: Soil

Parameters: Arsenic

Validation Level: EPA Level III

Laboratory: TestAmerica, Inc.

Sample Delivery Group (SDG): 440-89044-1

Sample Identification

MH-IS-CORNUCOPIA-C-0.0-0.25

Introduction

This data review covers one soil sample listed on the cover sheet including dilutions and reanalysis as applicable. The analyses were per EPA SW 846 Method 6010B for Arsenic.

This review follows a modified outline of the USEPA Contract Laboratory Program National Functional Guidelines for Inorganic Superfund Data Review (January 2010).

A qualification summary table is provided at the end of this report if data has been qualified. Flags are classified as P (protocol) or A (advisory) to indicate whether the flag is due to a laboratory deviation from a specified protocol or is of technical advisory nature.

Raw data were not reviewed for this SDG. The review was based on QC data.

The following are definitions of the data qualifiers:

U Indicates the compound or analyte was analyzed for but not detected.

J Indicates an estimated value.

R Quality control indicates the data is not usable.

NJ Presumptive evidence of presence of the compound at an estimated quantity.

UJ Indicates the compound or analyte was analyzed for but not detected. The sample detection limit is an estimated value.

A Indicates the finding is based upon technical validation criteria.

P Indicates the finding is related to a protocol/contractual deviation.

None Indicates the data was not significantly impacted by the finding, therefore qualification was not required.

I. Technical Holding Times

All technical holding time requirements were met.

The chain-of-custodies were reviewed for documentation of cooler temperatures. All cooler temperatures met validation criteria.

II. ICPMS Tune

ICP-MS was not utilized in this SDG.

III. Calibration

The initial and continuing calibrations were performed at the required frequency.

The calibration standards criteria were met.

IV. Blanks

Method blanks were reviewed for each matrix as applicable. No arsenic was found in the initial, continuing and preparation blanks.

No field blanks were identified in this SDG.

V. ICP Interference Check Sample (ICS) Analysis

The frequency of analysis was met.

The criteria for analysis were met.

VI. Matrix Spike/Matrix Spike Duplicates

Matrix spike (MS) and matrix spike duplicate (MSD) samples were reviewed for each matrix as applicable. Percent recoveries (%R) and relative percent differences (RPD) were within QC limits.

VII. Duplicate Sample Analysis

The laboratory has indicated that there were no duplicate (DUP) analyses specified for the samples in this SDG, and therefore duplicate analyses were not performed for this SDG.

VIII. Laboratory Control Samples (LCS)

Laboratory control samples were reviewed for each matrix as applicable. Percent recoveries (%R) were within QC limits.

IX. Internal Standards (ICP-MS)

ICP-MS was not utilized in this SDG.

X. ICP Serial Dilution

ICP serial dilution analysis was performed by the laboratory. The analysis criteria were met.

XI. Sample Result Verification

Raw data were not reviewed for this SDG.

XII. Overall Assessment of Data

Data flags are summarized at the end of this report if data has been qualified.

XIII. Field Duplicates

No field duplicates were identified in this SDG.

SMMUSD
Arsenic - Data Qualification Summary - SDG 440-89044-1

No Sample Data Qualified in this SDG

SMMUSD
Arsenic - Laboratory Blank Data Qualification Summary - SDG 440-89044-1

No Sample Data Qualified in this SDG

SMMUSD
Arsenic - Field Blank Data Qualification Summary - SDG 440-89044-1

No Sample Data Qualified in this SDG

LDC #: 32851K4 **VALIDATION COMPLETENESS WORKSHEET** Date: 10/15/14

SDG #: 440-89044-1 Level III Page: 1 of 1

Laboratory: Test America Inc. Reviewer: JO

2nd Reviewer: CL

METHOD: Arsenic (EPA SW 846 Method 6010B)

The samples listed below were reviewed for each of the following validation areas. Validation findings are noted in attached validation findings worksheets.

	Validation Area		Comments
I.	Technical holding times	A	Sampling dates: 9/25/14
II.	ICP/MS Tune	N	Not Utilized
III.	Calibration	A	
IV.	Blanks	A	
V.	ICP Interference Check Sample (ICS) Analysis	~~N~~ A	
VI.	Matrix Spike Analysis	A	MSD: MH-IS-PLANTER-B-1.5-1.75MS/D(SDG:440-88867
VII.	Duplicate Sample Analysis	N	
VIII.	Laboratory Control Samples (LCS)	A	LCS
IX.	Internal Standard (ICP-MS)	N	Not Utilized
X.	ICP Serial Dilution	~~N~~ A	SER=MH-IS-PLANTER-B-1.5-1.75(SDG:440-88867-1)
XI.	Sample Result Verification	N	
XII.	Overall Assessment of Data	A	
XIII.	Field Duplicates	N	
XIV.	Field Blanks	N	

Note: A = Acceptable; N = Not provided/applicable; SW = See worksheet; ND = No compounds detected; R = Rinsate; FB = Field blank; D = Duplicate; TB = Trip blank; EB = Equipment blank

Validated Samples: Soils

1	MH-IS-CORNUCOPIA-C-0.0-0.25	11		21		31	
2		12		22		32	
3		13		23		33	
4		14		24		34	
5		15		25		35	
6		16		26		36	
7		17		27		37	
8		18		28		38	
9		19		29		39	
10		20		30		40	

Notes: _____

Laboratory Data Consultants, Inc.
Data Validation Report

Project/Site Name: SMMUSD

Collection Date: September 25, 2014

LDC Report Date: October 23, 2014

Matrix: Soil

Parameters: Arsenic

Validation Level: EPA Level III

Laboratory: TestAmerica, Inc.

Sample Delivery Group (SDG): 440-89047-1

Sample Identification

MH-IS-CORNUCOPIA-C-1.5-1.75

Introduction

This data review covers one soil sample listed on the cover sheet including dilutions and reanalysis as applicable. The analyses were per EPA SW 846 Method 6010B for Arsenic.

This review follows a modified outline of the USEPA Contract Laboratory Program National Functional Guidelines for Inorganic Superfund Data Review (January 2010).

A qualification summary table is provided at the end of this report if data has been qualified. Flags are classified as P (protocol) or A (advisory) to indicate whether the flag is due to a laboratory deviation from a specified protocol or is of technical advisory nature.

Raw data were not reviewed for this SDG. The review was based on QC data.

The following are definitions of the data qualifiers:

U Indicates the compound or analyte was analyzed for but not detected.

J Indicates an estimated value.

R Quality control indicates the data is not usable.

NJ Presumptive evidence of presence of the compound at an estimated quantity.

UJ Indicates the compound or analyte was analyzed for but not detected. The sample detection limit is an estimated value.

A Indicates the finding is based upon technical validation criteria.

P Indicates the finding is related to a protocol/contractual deviation.

None Indicates the data was not significantly impacted by the finding, therefore qualification was not required.

I. Technical Holding Times

All technical holding time requirements were met.

The chain-of-custodies were reviewed for documentation of cooler temperatures. All cooler temperatures met validation criteria.

II. ICPMS Tune

ICP-MS was not utilized in this SDG.

III. Calibration

The initial and continuing calibrations were performed at the required frequency.

The calibration standards criteria were met.

IV. Blanks

Method blanks were reviewed for each matrix as applicable. No arsenic was found in the initial, continuing and preparation blanks.

No field blanks were identified in this SDG.

V. ICP Interference Check Sample (ICS) Analysis

The frequency of analysis was met.

The criteria for analysis were met.

VI. Matrix Spike/Matrix Spike Duplicates

Matrix spike (MS) and matrix spike duplicate (MSD) samples were reviewed for each matrix as applicable. Percent recoveries (%R) and relative percent differences (RPD) were within QC limits.

VII. Duplicate Sample Analysis

The laboratory has indicated that there were no duplicate (DUP) analyses specified for the samples in this SDG, and therefore duplicate analyses were not performed for this SDG.

VIII. Laboratory Control Samples (LCS)

Laboratory control samples were reviewed for each matrix as applicable. Percent recoveries (%R) were within QC limits.

IX. Internal Standards (ICP-MS)

ICP-MS was not utilized in this SDG.

X. ICP Serial Dilution

ICP serial dilution analysis was performed by the laboratory. The analysis criteria were met.

XI. Sample Result Verification

Raw data were not reviewed for this SDG.

XII. Overall Assessment of Data

Data flags are summarized at the end of this report if data has been qualified.

XIII. Field Duplicates

No field duplicates were identified in this SDG.

SMMUSD
Arsenic - Data Qualification Summary - SDG 440-89047-1

No Sample Data Qualified in this SDG

SMMUSD
Arsenic - Laboratory Blank Data Qualification Summary - SDG 440-89047-1

No Sample Data Qualified in this SDG

SMMUSD
Arsenic - Field Blank Data Qualification Summary - SDG 440-89047-1

No Sample Data Qualified in this SDG

LDC #: 32851L4 **VALIDATION COMPLETENESS WORKSHEET** Date: 10/15/14
SDG #: 440-89047-1 Level III Page: 1 of 1
Laboratory: Test America Inc. Reviewer: JD
2nd Reviewer: CZ

METHOD: Arsenic (EPA SW 846 Method 6010B)

The samples listed below were reviewed for each of the following validation areas. Validation findings are noted in attached validation findings worksheets.

	Validation Area		Comments
I.	Technical holding times	A	Sampling dates: 9/25/14
II.	ICP/MS Tune	N	Not Utilized
III.	Calibration	A	
IV.	Blanks	A	
V.	ICP Interference Check Sample (ICS) Analysis	~~N~~ A	
VI.	Matrix Spike Analysis	A	MS/D = MH-IS-PLANTER-B-1.5-1.75 MS/D (SDG: 440-88886
VII.	Duplicate Sample Analysis	N	
VIII.	Laboratory Control Samples (LCS)	A	LCS
IX.	Internal Standard (ICP-MS)	N	Not Utilized
X.	ICP Serial Dilution	~~N~~ A	SER = MH-IS-PLANTER-B-1.5-1.75 (SDG: 440-88867 -1)
XI.	Sample Result Verification	N	
XII.	Overall Assessment of Data	A	
XIII.	Field Duplicates	N	
XIV.	Field Blanks	N	

Note: A = Acceptable
N = Not provided/applicable
SW = See worksheet
ND = No compounds detected
R = Rinsate
FB = Field blank
D = Duplicate
TB = Trip blank
EB = Equipment blank

Validated Samples: Soils

1	MH-IS-CORNUCOPIA-C-1.5-1.75	11		21		31	
2		12		22		32	
3		13		23		33	
4		14		24		34	
5		15		25		35	
6		16		26		36	
7		17		27		37	
8		18		28		38	
9		19		29		39	
10		20		30		40	

Notes:

Appendix D

PCB Congeners Data Analysis

D.1 Polychlorinated Biphenyl (PCB) Congener Data Analysis

As discussed in the Department of Toxic Substance Control (DTSC) approved Final Preliminary Environmental Assessment Work Plan (PEA Work Plan) dated October 13, 2014, DTSC required that five percent of the soil samples (10 soil samples) selected for polychlorinated biphenyls (PCB) analysis also be analyzed for specific PCBs congeners by United States Environmental Protection Agency (USEPA) Method 1668. PCB congener data was to be compared to results reported using USEPA Method 8082 to confirm the presence or absence of PCBs in soil matrix.

DTSC selected 10 surface (0 – 0.5 feet below ground surface) soil samples, including soil samples collected from both Juan Cabrillo Elementary School (JCES) and Malibu Middle/High School (MHS) and covering the full range of PCB concentrations and Aroclors detected at the site. After making its preliminary selection, DTSC reviewed its recommendations with Malibu Unites consultant, Kurt Fehling, and then finalized the selection of the 10 surface samples. Selected surface soil samples were:

- JC-SB-11, JC-SB-13, JC-SB-42, and JC-SB-43 from Area of Interest (AOI)-1, 3, and 4 at JCES; and
- MH-SB-8, MH-SB-44, MH-SB-53, MH-SB-76, MH-SB-79, and MH-SB-91 from AOI-5, 6, and 17 at MHS.

PCB concentrations in these soil samples ranged from less than the laboratory reporting limit of 50 micrograms per kilogram (μg/kg) to 1,500 μg/kg (the maximum concentration detected). PCB congener sampling results are summarized in Table D.1, and the analytical laboratory reports and data validation reports are included in Attachment A.

PCB congener results obtained by USEPA Method 1668 were compared with the Aroclor results measured by USEPA Method 8082 using two different comparisons.

- First, the sum of all of the detected congeners in each soil sample (total congener concentration) was compared to the sum of all the detected Aroclors[1] in the same sample (total Aroclor concentration). As shown in Table D.2, the samples with no detected Aroclors (JC-SB-11, MH-SB-8, JC-SB-43, and JC-SB-42), at a reporting limit of 50 μg/kg, also had the lowest total congener concentrations, ranging from 1.5 μg/kg to 40 μg/kg. The samples with the highest total Aroclor concentrations (MH-SB-76 and MH-SB-79 where Aroclor 1254 was detected at concentrations of 1,500 μg/kg and 700 μg/kg, respectively; and JC-SB-13 where Aroclor 1260 was detected at a concentration of 250 μg/kg) also had the highest total congener concentrations, ranging from 308 μg/kg to 1,664 μg/kg. Therefore, the total congener concentrations were generally consistent with the total Aroclor concentration in the same sample.
- Second, the weight percent of homologs calculated based on the PCB congener data collected in the ten soil samples were compared to the weight percent of homologs in Aroclor 1254 and 1260 as presented by the Agency for Toxic Substances and Disease

[1] The only Aroclors detected in the soil samples were Aroclor 1254 and Aroclor 1260.

Registry (ATSDR 2000). As shown in Table D.2, Aroclor 1254 is mainly composed of pentachlorobiphenyl and hexachlorobiphenyl, while Aroclor 1260 is mainly composed of hexachlorobiphenyl and heptachlorobiphenyl. In the soil samples with neither Aroclor 1254 nor 1260 detected (JC-SB-11, MH-SB-8, JC-SB-43, and JC-SB-42) or with both Aroclor 1254 and 1260 detected (MH-SB-44 and MH-SB-53), the weight percent of homologs fell between the ATSDR weight percent of homologs for Arcolor 1254 and 1260. In the soil samples with only Aroclor 1254 detected (MH-SB-76, MH-SB-79, and MH-SB-91), the weight percent of homologs was consistent with the ATSDR weight percent of homologs in Arcolor 1254. In the soil sample with only Aroclor 1260 detected (JC-SB-13), the weight percent of homologs was consistent with the ATSDR weight percent of homologs in Arcolor 1260.

In conclusion, PCB Aroclor analysis provides consistent results with the PCB congener analysis.

D.2 References

Agency for Toxic Substances & Disease Registry (ATSDR). 2000. Toxicological Profile for Polychlorinated Biphenyls (PCBs). November. Available at: http://www.atsdr.cdc.gov/toxprofiles/tp17-c4.pdf

Tables

Table D.1. PCB Congeners
Juan Cabrillo Elementary School and Malibu High School
30237 snd 30215 Morning View Drive
Malibu, California

Location	Depth (feet bgs)	Date	PCB-001 (2-CB)	PCB-002 (3-CB)	PCB-003 (4-CB)	PCB-004 (2,2'-DiCB)	PCB-005 (2,3-DiCB)	PCB-006 (2,3'-DiCB)	PCB-007 (2,4-DiCB)	PCB-008 (2,4'-DiCB)	PCB-009 (2,5-DiCB)
			pg/g								
JC-SB-11	0	7/2/2014	< 100 U	< 100 U	< 100 U	< 100 U	< 100 U	< 100 U	< 100 U	< 100 U	< 100 U
JC-SB-13	0	7/2/2014	41	< 20 U	150	< 20 U	< 20 U	< 20 U	< 20 U	59	< 20 U
JC-SB-42	0	7/7/2014	< 20 U	< 20 U	< 20 U	< 20 U	< 20 U	< 20 U	< 20 U	< 20 U	< 20 U
JC-SB-43	0	7/2/2014	< 20 U	< 20 U	< 20 U	< 20 U	< 20 U	< 20 U	< 20 U	< 20 U	< 20 U
MH-SB-44	0	7/8/2014	< 20 U	< 20 U	< 20 U	< 20 U	< 20 U	< 20 U	< 20 U	< 20 U	< 20 U
MH-SB-53	0	7/7/2014	< 20 U	< 20 U	< 20 U	< 20 U	< 20 U	< 20 U	< 20 U	< 20 U	< 20 U
MH-SB-76	0	7/9/2014	97	< 20 U	25	230	< 20 U	66	< 20 U	240	26
MH-SB-79	0	7/9/2014	68	< 20 U	< 20 U	160	< 20 U	45	< 20 U	150	< 20 U
MH-SB-8	0	7/9/2014	< 20 U	< 20 U	< 20 U	< 20 U	< 20 U	< 20 U	< 20 U	< 20 U	< 20 U
MH-SB-91	0	7/21/2014	< 20 U	< 20 U	< 20 U	29	< 20 U	< 20 U	< 20 U	25	< 20 U

Notes:
PCBs - Polychlorinated Biphenyls
pg/g - picograms per gram
bgs - below ground surface

Table D.1. PCB Congeners
Juan Cabrillo Elementary School and Malibu High School
30237 snd 30215 Morning View Drive
Malibu, California

Location	Depth (feet bgs)	Date	PCB-010 (2,6-DiCB)	PCB-011 (3,3'-DiCB)	PCB-014 (3,5-DiCB)	PCB-015 (4,4'-DiCB)	PCB-016 (2,2',3-TrCB)	PCB-017 (2,2',4-TrCB)	PCB-019 (2,2',6-TrCB)	PCB-022 (2,3,4'-TrCB)	PCB-023 (2,3,5-TrCB)	PCB-024 (2,3,6-TrCB)
			pg/g									
JC-SB-11	0	7/2/2014	< 100 U	< 100 U	< 100 U	< 100 U	< 20 U	< 20 U	< 20 U	< 20 U	< 20 U	< 20 U
JC-SB-13	0	7/2/2014	< 20 U	140	< 20 U	500	64	50	< 20 U	130	< 20 U	< 20 U
JC-SB-42	0	7/7/2014	< 20 U	47	< 20 U	23	< 20 U	< 20 U	< 20 U	< 20 U	< 20 U	< 20 U
JC-SB-43	0	7/2/2014	< 20 U	31	< 20 U	< 20 U	< 20 U	< 20 U	< 20 U	< 20 U	< 20 U	< 20 U
MH-SB-44	0	7/8/2014	< 20 U	36	< 20 U	35	20	< 20 U	< 20 U	20	< 20 U	< 20 U
MH-SB-53	0	7/7/2014	< 20 U	41	< 20 U	38	22	< 20 U	< 20 U	32	< 20 U	< 20 U
MH-SB-76	0	7/9/2014	< 20 U	98	< 20 U	200	280	210	86	240	< 32 U	< 20 U
MH-SB-79	0	7/9/2014	< 20 U	120	< 20 U	140	190	140	55	170	< 21 U	< 20 U
MH-SB-8	0	7/9/2014	< 20 U	< 20 U	< 20 U	< 20 U	< 20 U	< 20 U	< 20 U	< 20 U	< 20 U	< 20 U
MH-SB-91	0	7/21/2014	< 20 U	69	< 20 U	21	31	23	< 20 U	27	< 20 U	< 20 U

Notes:
PCBs - Polychlorinated Biphenyls
pg/g - picograms per gram
bgs - below ground surface

Table D.1. PCB Congeners
Juan Cabrillo Elementary School and Malibu High School
30237 snd 30215 Morning View Drive
Malibu, California

Location	Depth (feet bgs)	Date	PCB-025 (2,3',4-TrCB)	PCB-027 (2,3',6-TrCB)	PCB-031 (2,4',5-TrCB)	PCB-032 (2,4',6-TrCB)	PCB-034 (2,3',5'-TrCB)	PCB-035 (3,3',4-TrCB)	PCB-036 (3,3',5-TrCB)	PCB-037 (3,4,4'-TrCB)	PCB-038 (3,4,5-TrCB)	PCB-039 (3,4',5-TrCB)
			pg/g									
JC-SB-11	0	7/2/2014	< 20 U	< 20 U	< 20 U	< 20 U	< 20 U	< 20 U	< 20 U	< 20 U	< 20 U	< 20 U
JC-SB-13	0	7/2/2014	< 20 U	< 20 U	340	39	< 20 U	< 20 U	< 20 U	360	< 20 U	< 20 U
JC-SB-42	0	7/7/2014	< 20 U	< 20 U	29	< 20 U	< 20 U	< 20 U	< 20 U	31	< 20 U	< 20 U
JC-SB-43	0	7/2/2014	< 20 U	< 20 U	< 20 U	< 20 U	< 20 U	< 20 U	< 20 U	< 20 U	< 20 U	< 20 U
MH-SB-44	0	7/8/2014	< 20 U	< 20 U	84	< 20 U	< 20 U	28	< 20 U	93	< 20 U	< 20 U
MH-SB-53	0	7/7/2014	< 20 U	< 20 U	110	< 20 U	< 20 U	< 20 U	< 20 U	120	< 20 U	< 20 U
MH-SB-76	0	7/9/2014	150	40	1400	140	< 33 U	590	370	1500	< 36 U	50
MH-SB-79	0	7/9/2014	92	27	940	93	< 22 U	360	230	1000	< 24 U	27
MH-SB-8	0	7/9/2014	< 20 U	< 20 U	< 20 U	< 20 U	< 20 U	< 20 U	< 20 U	< 20 U	< 20 U	< 20 U
MH-SB-91	0	7/21/2014	< 20 U	< 20 U	140	< 20 U	< 20 U	46	32	110	< 20 U	< 20 U

Notes:
PCBs - Polychlorinated Biphenyls
pg/g - picograms per gram
bgs - below ground surface

Table D.1. PCB Congeners
Juan Cabrillo Elementary School and Malibu High School
30237 snd 30215 Morning View Drive
Malibu, California

Location	Depth (feet bgs)	Date	PCB-041 (2,2',3,4-TeCB)	PCB-042 (2,2',3,4'-TeCB)	PCB-043 (2,2',3,5-TeCB)	PCB-045 (2,2',3,6-TeCB)	PCB-046 (2,2',3,6'-TeCB)	PCB-048 (2,2',4,5-TeCB)	PCB-051 (2,2',4,6'-TeCB)	PCB-052 (2,2',5,5'-TeCB)	PCB-054 (2,2',6,6'-TeCB)	PCB-055 (2,3,3',4-TeCB)
			pg/g									
JC-SB-11	0	7/2/2014	< 20 U	< 20 U	< 20 U	< 20 U	< 20 U	< 20 U	< 20 U	< 20 U	< 20 U	< 20 U
JC-SB-13	0	7/2/2014	46	170	< 20 U	88	29	82	< 20 U	1200	< 20 U	< 20 U
JC-SB-42	0	7/7/2014	< 20 U	22	< 20 U	< 20 U	< 20 U	< 20 U	< 20 U	150	< 20 U	< 20 U
JC-SB-43	0	7/2/2014	< 20 U	< 20 U	< 20 U	< 20 U	< 20 U	< 20 U	< 20 U	35	< 20 U	< 20 U
MH-SB-44	0	7/8/2014	< 20 U	98	< 20 U	26	21	46	< 20 U	3300 J	< 20 U	< 20 U
MH-SB-53	0	7/7/2014	< 20 U	83	< 20 U	25	< 20 U	42	< 20 U	2500 J	< 20 U	< 20 U
MH-SB-76	0	7/9/2014	160	1800	210	370	370	810	120	79000 J	< 20 U	< 250 U
MH-SB-79	0	7/9/2014	100	1200	140	270	260	550	84	52000 J	< 20 U	< 190 U
MH-SB-8	0	7/9/2014	< 20 U	< 20 U	< 20 U	< 20 U	< 20 U	< 20 U	< 20 U	38	< 20 U	< 20 U
MH-SB-91	0	7/21/2014	< 20 U	170	28	46	32	85	< 20 U	6400 J	< 20 U	< 26 U

Notes:
PCBs - Polychlorinated Biphenyls
pg/g - picograms per gram
bgs - below ground surface

Table D.1. PCB Congeners
Juan Cabrillo Elementary School and Malibu High School
30237 snd 30215 Morning View Drive
Malibu, California

Location	Depth (feet bgs)	Date	PCB-056 (2,3,3',4'-TeCB)	PCB-057 (2,3,3',5-TeCB)	PCB-058 (2,3,3',5'-TeCB)	PCB-060 (2,3,4,4'-TeCB)	PCB-063 (2,3,4',5-TeCB)	PCB-064 (2,3,4',6-TeCB)	PCB-066 (2,3',4,4'-TeCB)	PCB-067 (2,3',4,5-TeCB)	PCB-068 (2,3',4,5'-TeCB)	PCB-072 (2,3',5,5'-TeCB)
			pg/g									
JC-SB-11	0	7/2/2014	< 20 U	< 20 U	< 20 U	< 20 U	< 20 U	< 20 U	< 20 U	< 20 U	< 20 U	< 20 U
JC-SB-13	0	7/2/2014	360	< 20 U	< 20 U	210	< 20 U	210	890	< 20 U	< 20 U	< 20 U
JC-SB-42	0	7/7/2014	43	< 20 U	< 20 U	< 20 U	< 20 U	40	82	< 20 U	< 20 U	< 20 U
JC-SB-43	0	7/2/2014	< 20 U	< 20 U	< 20 U	< 20 U	< 20 U	< 20 U	25	< 20 U	< 20 U	< 20 U
MH-SB-44	0	7/8/2014	250	< 20 U	< 20 U	82	21	310	570	24	< 20 U	< 20 U
MH-SB-53	0	7/7/2014	290	< 20 U	< 20 U	170	26	290	670	20	< 20 U	< 20 U
MH-SB-76	0	7/9/2014	5800	< 250 U	< 250 U	1700	490	7500	16000	630	< 220 U	330
MH-SB-79	0	7/9/2014	4100	< 190 U	< 190 U	1400	370	5000	12000	410	< 170 U	210
MH-SB-8	0	7/9/2014	< 20 U	< 20 U	< 20 U	< 20 U	< 20 U	< 20 U	< 20 U	< 20 U	< 20 U	< 20 U
MH-SB-91	0	7/21/2014	500	< 25 U	< 26 U	180	40	640	1200	41	< 23 U	< 25 U

Notes:
PCBs - Polychlorinated Biphenyls
pg/g - picograms per gram
bgs - below ground surface

Table D.1. PCB Congeners
Juan Cabrillo Elementary School and Malibu High School
30237 snd 30215 Morning View Drive
Malibu, California

Location	Depth (feet bgs)	Date	PCB-073 (2,3',5',6-TeCB)	PCB-077 (3,3',4,4'-TeCB)	PCB-078 (3,3',4,5-TeCB)	PCB-079 (3,3',4,5'-TeCB)	PCB-080 (3,3',5,5'-TeCB)	PCB-081 (3,4,4',5-TeCB)	PCB-082 (2,2',3,3',4-PeCB)	PCB-083 (2,2',3,3',5-PeCB)	PCB-084 (2,2',3,3',6-PeCB)	PCB-089 (2,2',3,4,6'-PeCB)
			pg/g									
JC-SB-11	0	7/2/2014	< 20 U	4.2	< 20 U	< 20 U	< 20 U	< 2.0 U	< 20 U	< 20 U	< 20 U	< 20 U
JC-SB-13	0	7/2/2014	< 20 U	200	< 20 U	55	< 20 U	< 19 U	1000	< 250 U	1000	< 190 U
JC-SB-42	0	7/7/2014	< 20 U	29	< 20 U	< 20 U	< 20 U	< 2.3 U	130	49	290	< 20 U
JC-SB-43	0	7/2/2014	< 20 U	19	< 20 U	< 20 U	< 20 U	< 2.0 U	34	< 20 U	50	< 20 U
MH-SB-44	0	7/8/2014	< 20 U	350	< 20 U	94	< 20 U	< 18 U	890	380	2000 J	< 93 U
MH-SB-53	0	7/7/2014	< 20 U	330	< 20 U	68	< 20 U	< 11 U	580	150	1200	< 110 U
MH-SB-76	0	7/9/2014	< 24 U	8700	< 280 U	1900	< 230 U	< 280 U	15000	4500	28000	< 1000 U
MH-SB-79	0	7/9/2014	< 29 U	5600	< 210 U	1200	< 180 U	< 220 U	9900	3400	20000	< 780 U
MH-SB-8	0	7/9/2014	< 20 U	7.3	< 20 U	< 20 U	< 20 U	< 2.0 U	< 20 U	< 20 U	23	< 20 U
MH-SB-91	0	7/21/2014	< 20 U	640	< 29 U	200	< 24 U	< 31 U	1500	420	3000 J	< 140 U

Notes:
PCBs - Polychlorinated Biphenyls
pg/g - picograms per gram
bgs - below ground surface

Table D.1. PCB Congeners
Juan Cabrillo Elementary School and Malibu High School
30237 snd 30215 Morning View Drive
Malibu, California

Location	Depth (feet bgs)	Date	PCB-092 (2,2',3,5,5'-PeCB)	PCB-094 (2,2',3,5,6'-PeCB)	PCB-095 (2,2',3,5',6-PeCB)	PCB-096 (2,2',3,6,6'-PeCB)	PCB-099 (2,2',4,4',5-PeCB)	PCB-103 (2,2',4,5',6-PeCB)	PCB-104 (2,2',4,6,6'-PeCB)	PCB-105 (2,3,3',4,4'-PeCB)	PCB-106 (2,3,3',4,5-PeCB)
			pg/g								
JC-SB-11	0	7/2/2014	< 20 U	< 20 U	55	< 20 U	36	< 20 U	< 20 U	46	< 20 U
JC-SB-13	0	7/2/2014	1300	< 180 U	6700	31	7100	< 160 U	< 20 U	2200 J	< 160 U
JC-SB-42	0	7/7/2014	140	< 20 U	720	< 20 U	370	< 20 U	< 20 U	370	< 20 U
JC-SB-43	0	7/2/2014	35	< 20 U	85	< 20 U	130	< 20 U	< 20 U	190	< 20 U
MH-SB-44	0	7/8/2014	1300	< 88 U	5800 J	39	3200 J	< 77 U	< 20 U	3100 J	< 75 U
MH-SB-53	0	7/7/2014	1100	< 100 U	3400 J	23	2600 J	< 89 U	< 20 U	2800 J	< 86 U
MH-SB-76	0	7/9/2014	29000	< 960 U	96000 J	530	66000 J	< 830 U	< 20 U	54000 J	< 810 U
MH-SB-79	0	7/9/2014	18000	< 740 U	62000 J	350	44000 J	< 640 U	< 20 U	37000	< 620 U
MH-SB-8	0	7/9/2014	< 20 U	< 20 U	77	< 20 U	49	< 20 U	< 20 U	66	< 20 U
MH-SB-91	0	7/21/2014	2600 J	< 130 U	9000 J	55	6300 J	< 110 U	< 20 U	5800 J	< 110 U

Notes:
PCBs - Polychlorinated Biphenyls
pg/g - picograms per gram
bgs - below ground surface

Table D.1. PCB Congeners
Juan Cabrillo Elementary School and Malibu High School
30237 snd 30215 Morning View Drive
Malibu, California

Location	Depth (feet bgs)	Date	PCB-109 (2,3,3',4,6-PeCB)	PCB-111 (2,3,3',5,5'-PeCB)	PCB-112 (2,3,3',5,6-PeCB)	PCB-114 (2,3,4,4',5-PeCB)	PCB-118 (2,3',4,4',5-PeCB)	PCB-12/13	PCB-120 (2,3',4,5,5'-PeCB)	PCB-121 (2,3',4,5',6-PeCB)	PCB-122 (2,3,3',4',5'-PeCB)
			pg/g								
JC-SB-11	0	7/2/2014	< 20 U	< 20 U	< 20 U	2.3	72	< 200 U	< 20 U	< 20 U	< 20 U
JC-SB-13	0	7/2/2014	470	< 130 U	< 120 U	< 150 U	3700 J	43	< 140 U	< 130 U	160
JC-SB-42	0	7/7/2014	53	< 20 U	< 20 U	15	600	< 39 U	< 20 U	< 20 U	< 20 U
JC-SB-43	0	7/2/2014	29	< 20 U	< 20 U	7.6	370	< 40 U	< 20 U	< 20 U	< 20 U
MH-SB-44	0	7/8/2014	500	< 61 U	< 59 U	110	5500 J	< 39 U	< 65 U	< 61 U	120
MH-SB-53	0	7/7/2014	440	< 70 U	< 68 U	93	5000 J	< 39 U	< 74 U	< 70 U	< 88 U
MH-SB-76	0	7/9/2014	9900	< 660 U	< 640 U	1700	99000 J	46	< 700 U	< 660 U	1700
MH-SB-79	0	7/9/2014	6000	< 510 U	< 490 U	1000	65000 J	< 40 U	< 540 U	< 510 U	990
MH-SB-8	0	7/9/2014	< 20 U	< 20 U	< 20 U	2.5	90	< 40 U	< 20 U	< 20 U	< 20 U
MH-SB-91	0	7/21/2014	880	< 90 U	< 87 U	190	11000 J	< 39 U	< 96 U	< 90 U	170

Notes:
PCBs - Polychlorinated Biphenyls
pg/g - picograms per gram
bgs - below ground surface

Table D.1. PCB Congeners
Juan Cabrillo Elementary School and Malibu High School
30237 snd 30215 Morning View Drive
Malibu, California

Location	Depth (feet bgs)	Date	PCB-123 (2,3',4,4',5'-PeCB)	PCB-126 (3,3',4,4',5-PeCB)	PCB-127 (3,3',4,5,5'-PeCB)	PCB-130 (2,2',3,3',4,5'-HxCB)	PCB-131 (2,2',3,3',4,6-HxCB)	PCB-132 (2,2',3,3',4,6'-HxCB)	PCB-133 (2,2',3,3',5,5'-HxCB)	PCB-134/143	PCB-136 (2,2',3,3',6,6'-HxCB)
			pg/g								
JC-SB-11	0	7/2/2014	2.0	2.6	< 20 U	< 20 U	< 20 U	49	< 20 U	< 40 U	< 20 U
JC-SB-13	0	7/2/2014	360	310	< 160 U	2100	260	8100	330	1300	2300
JC-SB-42	0	7/7/2014	16	30	< 20 U	210	32	850	34	140	220
JC-SB-43	0	7/2/2014	7.0	8.7	< 20 U	59	< 20 U	160	< 20 U	< 40 U	37
MH-SB-44	0	7/8/2014	120	160	< 75 U	1300	190	4400 J	180	730	1100
MH-SB-53	0	7/7/2014	100	130	< 86 U	680	93	2000 J	110	330	500
MH-SB-76	0	7/9/2014	2200	2200 J	< 810 U	12000	1800	44000 J	1700	6500	11000
MH-SB-79	0	7/9/2014	940	1200	< 620 U	7100	1200	29000	1000	3600	7400
MH-SB-8	0	7/9/2014	2.3	4.3	< 20 U	23	< 20 U	74	< 20 U	< 40 U	< 20 U
MH-SB-91	0	7/21/2014	190	200	< 110 U	1100	180	4200 J	150	590	990

Notes:
PCBs - Polychlorinated Biphenyls
pg/g - picograms per gram
bgs - below ground surface

Table D.1. PCB Congeners
Juan Cabrillo Elementary School and Malibu High School
30237 snd 30215 Morning View Drive
Malibu, California

Location	Depth (feet bgs)	Date	PCB-137 (2,2',3,4,4',5-HxCB)	PCB-141 (2,2',3,4,5,5'-HxCB)	PCB-142 (2,2',3,4,5,6-HxCB)	PCB-144 (2,2',3,4,5',6-HxCB)	PCB-145 (2,2',3,4,6,6'-HxCB)	PCB-146 (2,2',3,4',5,5'-HxCB)	PCB-148 (2,2',3,4',5,6'-HxCB)	PCB-150 (2,2',3,4',6,6'-HxCB)	PCB-152 (2,2',3,5,6,6'-HxCB)
			pg/g								
JC-SB-11	0	7/2/2014	< 20 U	26	< 20 U	< 20 U	< 20 U	27	< 20 U	< 20 U	< 20 U
JC-SB-13	0	7/2/2014	1600	4800	< 110 U	850	< 69 U	3800	< 95 U	< 64 U	< 66 U
JC-SB-42	0	7/7/2014	110	390	< 20 U	89	< 20 U	360	< 20 U	< 20 U	< 20 U
JC-SB-43	0	7/2/2014	39	78	< 20 U	< 20 U	< 20 U	92	< 20 U	< 20 U	< 20 U
MH-SB-44	0	7/8/2014	880	1800	< 70 U	340	< 45 U	1800	< 62 U	< 42 U	< 43 U
MH-SB-53	0	7/7/2014	500	1100	< 28 U	200	< 20 U	1100	< 25 U	< 20 U	< 20 U
MH-SB-76	0	7/9/2014	6800	18000	< 350 U	3900	< 220 U	17000	< 310 U	< 210 U	< 210 U
MH-SB-79	0	7/9/2014	4300	12000	< 270 U	2600	< 170 U	11000	< 240 U	< 160 U	< 170 U
MH-SB-8	0	7/9/2014	< 20 U	27	< 20 U	< 20 U	< 20 U	33	< 20 U	< 20 U	< 20 U
MH-SB-91	0	7/21/2014	790	1800	< 65 U	370	< 42 U	1700	< 58 U	< 39 U	< 40 U

Notes:
PCBs - Polychlorinated Biphenyls
pg/g - picograms per gram
bgs - below ground surface

Table D.1. PCB Congeners
Juan Cabrillo Elementary School and Malibu High School
30237 snd 30215 Morning View Drive
Malibu, California

Location	Depth (feet bgs)	Date	PCB-154 (2,2',4,4',5,6'-HxCB)	PCB-155 (2,2',4,4',6,6'-HxCB)	PCB-158 (2,3,3',4,4',6-HxCB)	PCB-159 (2,3,3',4,5,5'-HxCB)	PCB-160 (2,3,3',4,5,6-HxCB)	PCB-161 (2,3,3',4,5',6-HxCB)	PCB-162 (2,3,3',4',5,5'-HxCB)	PCB-164 (2,3,3',4',5',6-HxCB)	PCB-165 (2,3,3',5,5',6-HxCB)
			pg/g								
JC-SB-11	0	7/2/2014	< 20 U	< 20 U	25	< 20 U	< 20 U	< 20 U	< 20 U	< 20 U	< 20 U
JC-SB-13	0	7/2/2014	140	< 66 U	3200	< 30 U	< 85 U	< 74 U	67	2500	< 85 U
JC-SB-42	0	7/7/2014	22	< 20 U	270	< 20 U	< 20 U	< 20 U	< 20 U	230	< 20 U
JC-SB-43	0	7/2/2014	< 20 U	< 20 U	75	< 20 U	< 20 U	< 20 U	< 20 U	46	< 20 U
MH-SB-44	0	7/8/2014	88	< 44 U	1500	< 20 U	< 55 U	< 48 U	60	1100	< 56 U
MH-SB-53	0	7/7/2014	48	< 20 U	960	< 20 U	< 22 U	< 20 U	32	570	< 22 U
MH-SB-76	0	7/9/2014	1100	< 250 U	14000	< 90 U	< 270 U	< 240 U	440	8400 J	< 280 U
MH-SB-79	0	7/9/2014	650	< 180 U	8900	< 60 U	< 210 U	< 190 U	290	5700	< 210 U
MH-SB-8	0	7/9/2014	< 20 U	< 20 U	34	< 20 U	< 20 U	< 20 U	< 20 U	< 20 U	< 20 U
MH-SB-91	0	7/21/2014	90	< 46 U	1500	< 20 U	< 51 U	< 45 U	49	890	< 51 U

Notes:
PCBs - Polychlorinated Biphenyls
pg/g - picograms per gram
bgs - below ground surface

Table D.1. PCB Congeners
Juan Cabrillo Elementary School and Malibu High School
30237 snd 30215 Morning View Drive
Malibu, California

Location	Depth (feet bgs)	Date	PCB-167 (2,3',4,4',5,5'-HxCB)	PCB-169 (3,3',4,4',5,5'-HxCB)	PCB-170 (2,2',3,3',4,4',5-HpCB)	PCB-172 (2,2',3,3',4,5,5'-HpCB)	PCB-174 (2,2',3,3',4,5,6'-HpCB)	PCB-175 (2,2',3,3',4,5',6-HpCB)	PCB-176 (2,2',3,3',4,6,6'-HpCB)	PCB-177 (2,2',3,3',4,5',6'-HpCB)	PCB-178 (2,2',3,3',5,5',6-HpCB)
			pg/g								
JC-SB-11	0	7/2/2014	10	< 2.0 U	46	< 20 U	44	< 20 U	< 20 U	26	< 20 U
JC-SB-13	0	7/2/2014	1300	45	9300	1500	11000	320	840	5600	1700
JC-SB-42	0	7/7/2014	90	14	1100	240	1600	53	110	780	300
JC-SB-43	0	7/2/2014	33	< 2.0 U	130	25	120	< 20 U	< 20 U	82	25
MH-SB-44	0	7/8/2014	510	< 14 U	1800	290	1500	57	140	870	230
MH-SB-53	0	7/7/2014	330	< 6.5 U	1000	170	800	30	58	480	140
MH-SB-76	0	7/9/2014	4300	< 120 U	11000	1700	9400	380	880	5000	1200
MH-SB-79	0	7/9/2014	2800	< 83 U	7000	1000	5900	220	530	3300	730
MH-SB-8	0	7/9/2014	14	< 2.0 U	49	< 20 U	37	< 20 U	< 20 U	24	< 20 U
MH-SB-91	0	7/21/2014	570	< 19 U	1600	240	1100	45	97	640	160

Notes:
PCBs - Polychlorinated Biphenyls
pg/g - picograms per gram
bgs - below ground surface

Table D.1. PCB Congeners
Juan Cabrillo Elementary School and Malibu High School
30237 snd 30215 Morning View Drive
Malibu, California

Location	Depth (feet bgs)	Date	PCB-179 (2,2',3,3',5,6,6'-HpCB)	PCB-181 (2,2',3,4,4',5,6-HpCB)	PCB-182 (2,2',3,4,4',5,6'-HpCB)	PCB-183 (2,2',3,4,4',5',6-HpCB)	PCB-184 (2,2',3,4,4',6,6'-HpCB)	PCB-185 (2,2',3,4,5,5',6-HpCB)	PCB-186 (2,2',3,4,5,6,6'-HpCB)	PCB-187 (2,2',3,4',5,5',6-HpCB)	PCB-188 (2,2',3,4',5,6,6'-HpCB)
			pg/g								
JC-SB-11	0	7/2/2014	< 20 U	< 20 U	< 20 U	23	< 20 U	< 20 U	< 20 U	72	< 20 U
JC-SB-13	0	7/2/2014	3500	57	< 20 U	4600	< 20 U	1500	< 20 U	11000	< 20 U
JC-SB-42	0	7/7/2014	480	< 20 U	< 20 U	810	< 20 U	200	< 20 U	2200 J	< 20 U
JC-SB-43	0	7/2/2014	34	< 20 U	< 20 U	66	< 20 U	< 20 U	< 20 U	160	< 20 U
MH-SB-44	0	7/8/2014	400	35	< 20 U	630	< 20 U	120	< 20 U	1400	< 20 U
MH-SB-53	0	7/7/2014	190	< 20 U	< 20 U	350	< 20 U	70	< 20 U	770	< 20 U
MH-SB-76	0	7/9/2014	2100	190	120	4100	20	770	< 20 U	6300	< 20 U
MH-SB-79	0	7/9/2014	1300	130	62	2800	< 20 U	340	< 20 U	3900	< 20 U
MH-SB-8	0	7/9/2014	< 20 U	< 20 U	< 20 U	< 20 U	< 20 U	< 20 U	< 20 U	43	< 20 U
MH-SB-91	0	7/21/2014	260	28	< 20 U	510	< 20 U	84	< 20 U	980	< 20 U

Notes:
PCBs - Polychlorinated Biphenyls
pg/g - picograms per gram
bgs - below ground surface

Table D.1. PCB Congeners
Juan Cabrillo Elementary School and Malibu High School
30237 snd 30215 Morning View Drive
Malibu, California

Location	Depth (feet bgs)	Date	PCB-189 (2,3,3',4,4',5,5'-HpCB)	PCB-190 (2,3,3',4,4',5,6-HpCB)	PCB-191 (2,3,3',4,4',5',6-HpCB)	PCB-192 (2,3,3',4,5,5',6-HpCB)	PCB-194 (2,2',3,3',4,4',5,5'-OcCB)	PCB-195 (2,2',3,3',4,4',5,6-OcCB)	PCB-196 (2,2',3,3',4,4',5,6'-OcCB)	PCB-197 (2,2',3,3',4,4',6,6'-OcCB)	PCB-200 (2,2',3,3',4,5,6,6'-OcCB)
			pg/g								
JC-SB-11	0	7/2/2014	< 2.0 U	< 20 U	< 20 U	< 20 U	25	< 20 U	< 20 U	< 20 U	< 20 U
JC-SB-13	0	7/2/2014	320	1800	350	< 20 U	5600	1800	2900	160	830
JC-SB-42	0	7/7/2014	40	250	42	< 20 U	1600	440	870	33	230
JC-SB-43	0	7/2/2014	4.3	24	< 20 U	< 20 U	67	20	42	< 20 U	< 20 U
MH-SB-44	0	7/8/2014	64	280	66	< 20 U	280	100	170	< 20 U	52
MH-SB-53	0	7/7/2014	35	190	36	< 20 U	200	73	100	< 20 U	26
MH-SB-76	0	7/9/2014	310	1600	370	< 20 U	930	350	550	36	150
MH-SB-79	0	7/9/2014	200	1000	240	< 20 U	530	200	310	24	79
MH-SB-8	0	7/9/2014	< 2.0 U	< 20 U	< 20 U	< 20 U	< 20 U	< 20 U	< 20 U	< 20 U	< 20 U
MH-SB-91	0	7/21/2014	51	250	54	< 20 U	140	49	80	< 20 U	22

Notes:
PCBs - Polychlorinated Biphenyls
pg/g - picograms per gram
bgs - below ground surface

Table D.1. PCB Congeners
Juan Cabrillo Elementary School and Malibu High School
30237 snd 30215 Morning View Drive
Malibu, California

Location	Depth (feet bgs)	Date	PCB-201 (2,2',3,3',4,5',6,6'-OcCB)	PCB-202 (2,2',3,3',5,5',6,6'-OcCB)	PCB-203 (2,2',3,4,4',5,5',6-OcCB)	PCB-204 (2,2',3,4,4',5,6,6'-OcCB)	PCB-205 (2,3,3',4,4',5,5',6-OcCB)	PCB-206 (2,2',3,3',4,4',5,5',6-NoCB)	PCB-207 (2,2',3,3',4,4',5,6,6'-NoCB)	PCB-208 (2,2',3,3',4,5,5',6,6'-NoCB)	PCB-209 (DeCB)
			pg/g								
JC-SB-11	0	7/2/2014	< 20 U	< 20 U	29	< 20 U	< 20 U	41	< 20 U	< 20 U	41
JC-SB-13	0	7/2/2014	820	1500	5500	< 20 U	310	6500 J	610	1800	3700 J
JC-SB-42	0	7/7/2014	220	370	1600	< 20 U	82	1500	160	310	360
JC-SB-43	0	7/2/2014	< 20 U	21	66	< 20 U	< 20 U	63	< 20 U	< 20 U	32
MH-SB-44	0	7/8/2014	50	84	270	< 20 U	< 20 U	190	35	58	120
MH-SB-53	0	7/7/2014	26	52	170	< 20 U	< 20 U	110	< 20 U	31	52
MH-SB-76	0	7/9/2014	130	210	710	< 20 U	54	350	42	91	110
MH-SB-79	0	7/9/2014	75	120	400	< 20 U	33	200	22	50	53
MH-SB-8	0	7/9/2014	< 20 U	< 20 U	< 20 U	< 20 U	< 20 U	< 20 U	< 20 U	< 20 U	22
MH-SB-91	0	7/21/2014	21	38	120	< 20 U	< 20 U	66	< 20 U	< 20 U	30

Notes:
PCBs - Polychlorinated Biphenyls
pg/g - picograms per gram
bgs - below ground surface

Table D.1. PCB Congeners
Juan Cabrillo Elementary School and Malibu High School
30237 snd 30215 Morning View Drive
Malibu, California

Location	Depth (feet bgs)	Date	PCB-88/91	PCBs 107 + 124	PCBs 110 + 115	PCBs 128 + 166	PCBs 129 + 138 + 163	PCBs 135 + 151	PCBs 139 + 140	PCBs 147 + 149	PCBs 153 + 168
			pg/g								
JC-SB-11	0	7/2/2014	< 40 U	< 40 U	110	46	240	< 40 U	< 40 U	110	130
JC-SB-13	0	7/2/2014	1500	290	18000	5700	33000	8400	440	19000	21000
JC-SB-42	0	7/7/2014	170	< 39 U	2000	570	2800	720	41	1900	1500
JC-SB-43	0	7/2/2014	< 40 U	< 40 U	460	140	720	100	< 40 U	340	420
MH-SB-44	0	7/8/2014	1000	280	11000 J	3300	15000 J	2500	280	7900 J	7100 J
MH-SB-53	0	7/7/2014	530	230	6300 J	1700	9300 J	1300	140	3700	5400 J
MH-SB-76	0	7/9/2014	15000	5400	160000 J	27000	140000 J	25000	2500	79000 J	81000 J
MH-SB-79	0	7/9/2014	10000	3000	100000 J	17000	90000	16000	1500	50000	51000
MH-SB-8	0	7/9/2014	< 40 U	< 40 U	170	63	310	< 40 U	< 40 U	130	170
MH-SB-91	0	7/21/2014	1400	460	16000 J	2900	16000 J	2500	240	7600 J	9000 J

Notes:
PCBs - Polychlorinated Biphenyls
pg/g - picograms per gram
bgs - below ground surface

Table D.1. PCB Congeners
Juan Cabrillo Elementary School and Malibu High School
30237 snd 30215 Morning View Drive
Malibu, California

Location	Depth (feet bgs)	Date	PCBs 156 + 157	PCBs 171 + 173	PCBs 18 + 30	PCBs 180 + 193	PCBs 198 + 199	PCBs 20 + 28	PCBs 21 + 33	PCBs 26 + 29	PCBs 40 + 71
			pg/g								
JC-SB-11	0	7/2/2014	28	< 40 U	< 40 U	100	49	< 40 U	< 40 U	< 40 U	< 40 U
JC-SB-13	0	7/2/2014	3100	2600	88	21000	8500	470	130	< 40 U	270
JC-SB-42	0	7/7/2014	260	310	< 39 U	3600	2500	< 39 U	< 39 U	< 39 U	< 39 U
JC-SB-43	0	7/2/2014	96	< 40 U	< 40 U	290	110	< 40 U	< 40 U	< 40 U	< 40 U
MH-SB-44	0	7/8/2014	1500	550	< 39 U	2700	490	61	< 39 U	< 39 U	210
MH-SB-53	0	7/7/2014	1100	290	< 39 U	1600	300	91	< 39 U	< 39 U	170
MH-SB-76	0	7/9/2014	13000	3600	460	15000	1300	750	310	520	3600
MH-SB-79	0	7/9/2014	8800	2200	320	9500	730	490	220	330	2500
MH-SB-8	0	7/9/2014	43	< 40 U	< 40 U	86	< 40 U	< 40 U	< 40 U	< 40 U	< 40 U
MH-SB-91	0	7/21/2014	1900	470	53	2100	210	77	40	< 39 U	350

Notes:
PCBs - Polychlorinated Biphenyls
pg/g - picograms per gram
bgs - below ground surface

Table D.1. PCB Congeners
Juan Cabrillo Elementary School and Malibu High School
30237 snd 30215 Morning View Drive
Malibu, California

Location	Depth (feet bgs)	Date	PCBs 44 + 47 + 65	PCBs 49 + 69	PCBs 50 + 53	PCBs 59 + 62 + 75	PCBs 61 + 70 + 74 + 76	PCBs 85 + 116 + 117	PCBs 86 + 87 + 97 + 108 + 119 + 125	PCBs 90 + 101 + 113
			pg/g							
JC-SB-11	0	7/2/2014	< 60 U	< 40 U	< 40 U	< 60 U	< 80 U	< 60 U	< 120 U	< 60 U
JC-SB-13	0	7/2/2014	760	370	87	< 59 U	1300	4200	3700	6100
JC-SB-42	0	7/7/2014	110	46	< 39 U	< 59 U	160	180	520	630
JC-SB-43	0	7/2/2014	< 59 U	< 40 U	< 40 U	< 59 U	< 79 U	< 59 U	150	200
MH-SB-44	0	7/8/2014	1200	590	96	< 59 U	2100	1700	4800	6600 J
MH-SB-53	0	7/7/2014	930	480	65	< 59 U	2000	1100	3300	5200
MH-SB-76	0	7/9/2014	24000	15000	1600	660	54000	26000	85000	140000 J
MH-SB-79	0	7/9/2014	17000	9800	1100	410	38000	16000	60000	89000
MH-SB-8	0	7/9/2014	< 60 U	< 40 U	< 40 U	< 60 U	< 79 U	< 60 U	< 120 U	83
MH-SB-91	0	7/21/2014	2300	1200	150	< 59 U	4700	2300	9000	13000 J

Notes:
PCBs - Polychlorinated Biphenyls
pg/g - picograms per gram
bgs - below ground surface

Table D.1. PCB Congeners
Juan Cabrillo Elementary School and Malibu High School
30237 snd 30215 Morning View Drive
Malibu, California

Location	Depth (feet bgs)	Date	PCBs 93 + 100	PCBs 98 + 102
			pg/g	
JC-SB-11	0	7/2/2014	< 40 U	< 40 U
JC-SB-13	0	7/2/2014	< 170 U	< 160 U
JC-SB-42	0	7/7/2014	< 39 U	< 39 U
JC-SB-43	0	7/2/2014	< 40 U	< 40 U
MH-SB-44	0	7/8/2014	< 84 U	110
MH-SB-53	0	7/7/2014	< 96 U	90
MH-SB-76	0	7/9/2014	< 910 U	2300
MH-SB-79	0	7/9/2014	< 700 U	1500
MH-SB-8	0	7/9/2014	< 40 U	< 40 U
MH-SB-91	0	7/21/2014	< 120 U	160

Notes:
PCBs - Polychlorinated Biphenyls
pg/g - picograms per gram
bgs - below ground surface

Table D.2 PCB Congener Data Analysis
Juan Cabrillo Elementary School and Malibu High School
30237 and 30215 Morning View Drive
Malibu, California

Location	Weight Percent (%)									Aroclor 1254 Concentration (µg/kg)	Aroclor 1260 Concentration (µg/kg)	Total Congener Detected Concentration (µg/kg)
	Mono chlorobiphenyl	Di chlorobiphenyl	Tri chlorobiphenyl	Tetra chlorobiphenyl	Penta chlorobiphenyl	Hexa chlorobiphenyl	Hepta chlorobiphenyl	Octa chlorobiphenyl	Nona chlorobiphenyl			
JC-SB-11	Not Detected	Not Detected	Not Detected	0.28	21	46	20	6.8	2.7	< 50	< 50	1.5
JC-SB-13	0.062	0.24	0.54	2.1	19	40	25	9.1	2.9	< 50	250	308
JC-SB-42	Not Detected	0.17	0.15	1.7	16	27	30	20	4.9	< 140	< 140	40
JC-SB-43	Not Detected	0.55	Not Detected	1.4	31	43	17	5.7	1.1	< 50	< 50	5.7
MH-SB-44	Not Detected	0.057	0.24	7.5	39	43	8.9	1.2	0.23	170	86	125
MH-SB-53	Not Detected	0.097	0.46	10	42	38	7.6	1.2	0.17	61	56	82
MH-SB-76	0.007	0.054	0.43	14	51	31	3.8	0.27	0.029	1,500	< 500	1,664
MH-SB-79	0.006	0.057	0.43	14	51	31	3.7	0.23	0.025	700	< 99	1,083
MH-SB-8	Not Detected	Not Detected	Not Detected	2.5	32	51	13	Not Detected	Not Detected	< 50	< 50	1.8
MH-SB-91	Not Detected	0.086	0.35	11	50	33	5.2	0.41	0.039	84	< 49	168
ATSDR Weight Percent of PCB Homologs in Aroclor 1254 (%)	**Not Detected**	**0.24**	**1.3**	**10**	**59**	**27**	**2.7**	**0.040**	**0.040**			
ATSDR Weight Percent of PCB Homologs in Aroclor 1260 (%)	**0.02**	**0.080**	**0.21**	**0.35**	**8.7**	**43**	**39**	**8.3**	**0.70**			

Notes:

µg/kg = microgram per kilogram

ATSDR = Agency for Toxic Substances and Disease Registry

PCB = Polychlorinated Biphenyl

Source:

Agency for Toxic Substances & Disease Registry (ATSDR). 2000. Toxicological Profile for Polychlorinated Biphenyls (PCBs). November. Available at: http://www.atsdr.cdc.gov/toxprofiles/tp17-c4.pdf

Attachment A

PCB Congeners Analytical Report

TestAmerica

THE LEADER IN ENVIRONMENTAL TESTING

ANALYTICAL REPORT

TestAmerica Laboratories, Inc.
TestAmerica Irvine
17461 Derian Ave
Suite 100
Irvine, CA 92614-5817
Tel: (949)261-1022

TestAmerica Job ID: 440-82275-3
Client Project/Site: SMMUSD, 04-33980A

For:
ENVIRON International Corp.
18100 Von Karman Avenue
Irvine, California 92612

Attn: Safaa Dergham

Authorized for release by:
9/24/2014 6:06:46 PM

Patty Mata, Senior Project Manager
(949)261-1022
patty.mata@testamericainc.com

LINKS

Review your project results through TotalAccess

Have a Question? Ask The Expert

Visit us at: www.testamericainc.com

The test results in this report meet all 2003 NELAC and 2009 TNI requirements for accredited parameters, exceptions are noted in this report. This report may not be reproduced except in full, and with written approval from the laboratory. For questions please contact the Project Manager at the e-mail address or telephone number listed on this page.

This report has been electronically signed and authorized by the signatory. Electronic signature is intended to be the legally binding equivalent of a traditionally handwritten signature.

Results relate only to the items tested and the sample(s) as received by the laboratory.

Table of Contents

Cover Page 1
Table of Contents 2
Sample Summary 3
Case Narrative 4
Client Sample Results 5
Method Summary 19
Lab Chronicle 20
QC Sample Results 21
QC Association Summary 27
Definitions/Glossary 28
Certification Summary 29
Subcontract Data 30
Chain of Custody 31
Receipt Checklists 36
Isotope Dilution Summary 38

Sample Summary

Client: ENVIRON International Corp.
Project/Site: SMMUSD, 04-33980A

TestAmerica Job ID: 440-82275-3

Lab Sample ID	Client Sample ID	Matrix	Collected	Received
440-82275-19	JC-SB-11-0-0.5	Solid	07/02/14 13:40	07/02/14 18:10
440-82275-24	JC-SB-13-0-0.5	Solid	07/02/14 14:25	07/02/14 18:10
440-82275-58	JC-SB-43-0-0.5	Solid	07/02/14 12:12	07/02/14 18:10

Job ID: 440-82275-3

Laboratory: TestAmerica Irvine

Narrative

Job Narrative
440-82275-3

Comments
Additional PCB Congeners tests were requested for selected samples on 8/29/14. Only the PCB Congener results are included in this report.

Receipt
The samples were received on 7/2/2014 6:10 PM; the samples arrived in good condition, properly preserved and, where required, on ice. The temperatures of the 2 coolers at receipt time were 5.7º C and 22.9º C.

PCB Congeners
Method(s) 1668A: The following sample was diluted for selected analytes due to the nature of the sample matrix: JC-SB-11-0-0.5 (440-82275-19). Elevated reporting limits (RLs) are provided.

Method(s) 1668A: The following samples exhibited elevated noise or matrix interferences for one or more analytes resulting in elevated reporting limits (RLs): JC-SB-13-0-0.5 (440-82275-24), JC-SB-43-0-0.5 (440-82275-58). The Reporting Limits (RL) were raised and these analytes flagged with the "G" qualifier.

Method(s) 1668A: The concentration of one or more analytes associated with the following samples exceeded the instrument calibration range: JC-SB-13-0-0.5 (440-82275-24). These analytes have been qualified with "E" flags; however, the peaks did not saturate the instrument detector. Historical data indicate that for the isotope dilution method, dilution and re-analysis will not produce significantly different results from those reported above the calibration range.

No additional analytical or quality issues were noted, other than those described above or in the Definitions/Glossary page.

PCB Congeners Prep
No analytical or quality issues were noted, other than those described in the Definitions/Glossary page.

Client: ENVIRON International Corp.
Project/Site: SMMUSD, 04-33980A

TestAmerica Job ID: 440-82275-3

Client Sample ID: JC-SB-11-0-0.5
Date Collected: 07/02/14 13:40
Date Received: 07/02/14 18:10

Lab Sample ID: 440-82275-19
Matrix: Solid

Method: 1668A - Chlorinated Biphenyl Congeners (HRGC/HRMS)

Analyte	Result	Qualifier	RL	EDL	Unit	D	Prepared	Analyzed	Dil Fac
PCB-16	ND		20		pg/g		09/08/14 14:58	09/12/14 22:03	1
PCB-17	ND		20		pg/g		09/08/14 14:58	09/12/14 22:03	1
PCB-18/30	ND		40		pg/g		09/08/14 14:58	09/12/14 22:03	1
PCB-19	ND		20		pg/g		09/08/14 14:58	09/12/14 22:03	1
PCB-20/28	ND		40		pg/g		09/08/14 14:58	09/12/14 22:03	1
PCB-21/33	ND		40		pg/g		09/08/14 14:58	09/12/14 22:03	1
PCB-22	ND		20		pg/g		09/08/14 14:58	09/12/14 22:03	1
PCB-23	ND		20		pg/g		09/08/14 14:58	09/12/14 22:03	1
PCB-24	ND		20		pg/g		09/08/14 14:58	09/12/14 22:03	1
PCB-25	ND		20		pg/g		09/08/14 14:58	09/12/14 22:03	1
PCB-26/29	ND		40		pg/g		09/08/14 14:58	09/12/14 22:03	1
PCB-27	ND		20		pg/g		09/08/14 14:58	09/12/14 22:03	1
PCB-31	ND		20		pg/g		09/08/14 14:58	09/12/14 22:03	1
PCB-32	ND		20		pg/g		09/08/14 14:58	09/12/14 22:03	1
PCB-34	ND		20		pg/g		09/08/14 14:58	09/12/14 22:03	1
PCB-35	ND		20		pg/g		09/08/14 14:58	09/12/14 22:03	1
PCB-36	ND		20		pg/g		09/08/14 14:58	09/12/14 22:03	1
PCB-37	ND		20		pg/g		09/08/14 14:58	09/12/14 22:03	1
PCB-38	ND		20		pg/g		09/08/14 14:58	09/12/14 22:03	1
PCB-39	ND		20		pg/g		09/08/14 14:58	09/12/14 22:03	1
PCB-41	ND		20		pg/g		09/08/14 14:58	09/12/14 22:03	1
PCB-40/71	ND		40		pg/g		09/08/14 14:58	09/12/14 22:03	1
PCB-42	ND		20		pg/g		09/08/14 14:58	09/12/14 22:03	1
PCB-43	ND		20		pg/g		09/08/14 14:58	09/12/14 22:03	1
PCB-44/47/65	ND		60		pg/g		09/08/14 14:58	09/12/14 22:03	1
PCB-45	ND		20		pg/g		09/08/14 14:58	09/12/14 22:03	1
PCB-46	ND		20		pg/g		09/08/14 14:58	09/12/14 22:03	1
PCB-48	ND		20		pg/g		09/08/14 14:58	09/12/14 22:03	1
PCB-49/69	ND		40		pg/g		09/08/14 14:58	09/12/14 22:03	1
PCB-50/53	ND		40		pg/g		09/08/14 14:58	09/12/14 22:03	1
PCB-51	ND		20		pg/g		09/08/14 14:58	09/12/14 22:03	1
PCB-52	ND		20		pg/g		09/08/14 14:58	09/12/14 22:03	1
PCB-54	ND		20		pg/g		09/08/14 14:58	09/12/14 22:03	1
PCB-55	ND		20		pg/g		09/08/14 14:58	09/12/14 22:03	1
PCB-56	ND		20		pg/g		09/08/14 14:58	09/12/14 22:03	1
PCB-57	ND		20		pg/g		09/08/14 14:58	09/12/14 22:03	1
PCB-58	ND		20		pg/g		09/08/14 14:58	09/12/14 22:03	1
PCB-59/62/75	ND		60		pg/g		09/08/14 14:58	09/12/14 22:03	1
PCB-60	ND		20		pg/g		09/08/14 14:58	09/12/14 22:03	1
PCB-61/70/74/76	ND		80		pg/g		09/08/14 14:58	09/12/14 22:03	1
PCB-63	ND		20		pg/g		09/08/14 14:58	09/12/14 22:03	1
PCB-64	ND		20		pg/g		09/08/14 14:58	09/12/14 22:03	1
PCB-66	ND		20		pg/g		09/08/14 14:58	09/12/14 22:03	1
PCB-67	ND		20		pg/g		09/08/14 14:58	09/12/14 22:03	1
PCB-68	ND		20		pg/g		09/08/14 14:58	09/12/14 22:03	1
PCB-72	ND		20		pg/g		09/08/14 14:58	09/12/14 22:03	1
PCB-73	ND		20		pg/g		09/08/14 14:58	09/12/14 22:03	1
PCB-77	**4.2**		2.0		pg/g		09/08/14 14:58	09/12/14 22:03	1
PCB-78	ND		20		pg/g		09/08/14 14:58	09/12/14 22:03	1

Client: ENVIRON International Corp.
Project/Site: SMMUSD, 04-33980A

TestAmerica Job ID: 440-82275-3

Client Sample ID: JC-SB-11-0-0.5
Date Collected: 07/02/14 13:40
Date Received: 07/02/14 18:10

Lab Sample ID: 440-82275-19
Matrix: Solid

Method: 1668A - Chlorinated Biphenyl Congeners (HRGC/HRMS) (Continued)

Analyte	Result	Qualifier	RL	EDL	Unit	D	Prepared	Analyzed	Dil Fac
PCB-79	ND		20		pg/g		09/08/14 14:58	09/12/14 22:03	1
PCB-80	ND		20		pg/g		09/08/14 14:58	09/12/14 22:03	1
PCB-81	ND		2.0		pg/g		09/08/14 14:58	09/12/14 22:03	1
PCB-82	ND		20		pg/g		09/08/14 14:58	09/12/14 22:03	1
PCB-83	ND		20		pg/g		09/08/14 14:58	09/12/14 22:03	1
PCB-84	ND		20		pg/g		09/08/14 14:58	09/12/14 22:03	1
PCB-85/116/117	ND		60		pg/g		09/08/14 14:58	09/12/14 22:03	1
PCB-86/87/97/108/119/125	ND		120		pg/g		09/08/14 14:58	09/12/14 22:03	1
PCB-88/91	ND		40		pg/g		09/08/14 14:58	09/12/14 22:03	1
PCB-89	ND		20		pg/g		09/08/14 14:58	09/12/14 22:03	1
PCB-90/101/113	ND		60		pg/g		09/08/14 14:58	09/12/14 22:03	1
PCB-92	ND		20		pg/g		09/08/14 14:58	09/12/14 22:03	1
PCB-93/100	ND		40		pg/g		09/08/14 14:58	09/12/14 22:03	1
PCB-94	ND		20		pg/g		09/08/14 14:58	09/12/14 22:03	1
PCB-95	**55**		20		pg/g		09/08/14 14:58	09/12/14 22:03	1
PCB-96	ND		20		pg/g		09/08/14 14:58	09/12/14 22:03	1
PCB-98/102	ND		40		pg/g		09/08/14 14:58	09/12/14 22:03	1
PCB-99	**36**		20		pg/g		09/08/14 14:58	09/12/14 22:03	1
PCB-103	ND		20		pg/g		09/08/14 14:58	09/12/14 22:03	1
PCB-104	ND		20		pg/g		09/08/14 14:58	09/12/14 22:03	1
PCB-105	**46**		2.0		pg/g		09/08/14 14:58	09/12/14 22:03	1
PCB-106	ND		20		pg/g		09/08/14 14:58	09/12/14 22:03	1
PCB-107/124	ND		40		pg/g		09/08/14 14:58	09/12/14 22:03	1
PCB-109	ND		20		pg/g		09/08/14 14:58	09/12/14 22:03	1
PCB-110/115	**110**		40		pg/g		09/08/14 14:58	09/12/14 22:03	1
PCB-111	ND		20		pg/g		09/08/14 14:58	09/12/14 22:03	1
PCB-112	ND		20		pg/g		09/08/14 14:58	09/12/14 22:03	1
PCB-114	**2.3**		2.0		pg/g		09/08/14 14:58	09/12/14 22:03	1
PCB-118	**72**		2.0		pg/g		09/08/14 14:58	09/12/14 22:03	1
PCB-120	ND		20		pg/g		09/08/14 14:58	09/12/14 22:03	1
PCB-121	ND		20		pg/g		09/08/14 14:58	09/12/14 22:03	1
PCB-122	ND		20		pg/g		09/08/14 14:58	09/12/14 22:03	1
PCB-123	**2.0**		2.0		pg/g		09/08/14 14:58	09/12/14 22:03	1
PCB-126	**2.6**		2.0		pg/g		09/08/14 14:58	09/12/14 22:03	1
PCB-127	ND		20		pg/g		09/08/14 14:58	09/12/14 22:03	1
PCB-128/166	**46**		40		pg/g		09/08/14 14:58	09/12/14 22:03	1
PCB-129/138/163	**240**		60		pg/g		09/08/14 14:58	09/12/14 22:03	1
PCB-130	ND		20		pg/g		09/08/14 14:58	09/12/14 22:03	1
PCB-131	ND		20		pg/g		09/08/14 14:58	09/12/14 22:03	1
PCB-132	**49**		20		pg/g		09/08/14 14:58	09/12/14 22:03	1
PCB-133	ND		20		pg/g		09/08/14 14:58	09/12/14 22:03	1
PCB-134/143	ND		40		pg/g		09/08/14 14:58	09/12/14 22:03	1
PCB-135/151	ND		40		pg/g		09/08/14 14:58	09/12/14 22:03	1
PCB-136	ND		20		pg/g		09/08/14 14:58	09/12/14 22:03	1
PCB-137	ND		20		pg/g		09/08/14 14:58	09/12/14 22:03	1
PCB-139/140	ND		40		pg/g		09/08/14 14:58	09/12/14 22:03	1
PCB-141	**26**		20		pg/g		09/08/14 14:58	09/12/14 22:03	1
PCB-142	ND		20		pg/g		09/08/14 14:58	09/12/14 22:03	1
PCB-144	ND		20		pg/g		09/08/14 14:58	09/12/14 22:03	1

Client: ENVIRON International Corp.
Project/Site: SMMUSD, 04-33980A

TestAmerica Job ID: 440-82275-3

Client Sample ID: JC-SB-11-0-0.5
Date Collected: 07/02/14 13:40
Date Received: 07/02/14 18:10

Lab Sample ID: 440-82275-19
Matrix: Solid

Method: 1668A - Chlorinated Biphenyl Congeners (HRGC/HRMS) (Continued)

Analyte	Result	Qualifier	RL	EDL	Unit	D	Prepared	Analyzed	Dil Fac
PCB-145	ND		20		pg/g		09/08/14 14:58	09/12/14 22:03	1
PCB-146	**27**		20		pg/g		09/08/14 14:58	09/12/14 22:03	1
PCB-147/149	**110**		40		pg/g		09/08/14 14:58	09/12/14 22:03	1
PCB-148	ND		20		pg/g		09/08/14 14:58	09/12/14 22:03	1
PCB-150	ND		20		pg/g		09/08/14 14:58	09/12/14 22:03	1
PCB-152	ND		20		pg/g		09/08/14 14:58	09/12/14 22:03	1
PCB-153/168	**130**		40		pg/g		09/08/14 14:58	09/12/14 22:03	1
PCB-154	ND		20		pg/g		09/08/14 14:58	09/12/14 22:03	1
PCB-155	ND		20		pg/g		09/08/14 14:58	09/12/14 22:03	1
PCB-156/157	**28**		4.0		pg/g		09/08/14 14:58	09/12/14 22:03	1
PCB-158	**25**		20		pg/g		09/08/14 14:58	09/12/14 22:03	1
PCB-159	ND		20		pg/g		09/08/14 14:58	09/12/14 22:03	1
PCB-160	ND		20		pg/g		09/08/14 14:58	09/12/14 22:03	1
PCB-161	ND		20		pg/g		09/08/14 14:58	09/12/14 22:03	1
PCB-162	ND		20		pg/g		09/08/14 14:58	09/12/14 22:03	1
PCB-164	ND		20		pg/g		09/08/14 14:58	09/12/14 22:03	1
PCB-165	ND		20		pg/g		09/08/14 14:58	09/12/14 22:03	1
PCB-167	**10**		2.0		pg/g		09/08/14 14:58	09/12/14 22:03	1
PCB-169	ND		2.0		pg/g		09/08/14 14:58	09/12/14 22:03	1
PCB-170	**46**		20		pg/g		09/08/14 14:58	09/12/14 22:03	1
PCB-171/173	ND		40		pg/g		09/08/14 14:58	09/12/14 22:03	1
PCB-172	ND		20		pg/g		09/08/14 14:58	09/12/14 22:03	1
PCB-174	**44**		20		pg/g		09/08/14 14:58	09/12/14 22:03	1
PCB-175	ND		20		pg/g		09/08/14 14:58	09/12/14 22:03	1
PCB-176	ND		20		pg/g		09/08/14 14:58	09/12/14 22:03	1
PCB-177	**26**		20		pg/g		09/08/14 14:58	09/12/14 22:03	1
PCB-178	ND		20		pg/g		09/08/14 14:58	09/12/14 22:03	1
PCB-179	ND		20		pg/g		09/08/14 14:58	09/12/14 22:03	1
PCB-180/193	**100**		40		pg/g		09/08/14 14:58	09/12/14 22:03	1
PCB-181	ND		20		pg/g		09/08/14 14:58	09/12/14 22:03	1
PCB-182	ND		20		pg/g		09/08/14 14:58	09/12/14 22:03	1
PCB-183	**23**		20		pg/g		09/08/14 14:58	09/12/14 22:03	1
PCB-184	ND		20		pg/g		09/08/14 14:58	09/12/14 22:03	1
PCB-185	ND		20		pg/g		09/08/14 14:58	09/12/14 22:03	1
PCB-186	ND		20		pg/g		09/08/14 14:58	09/12/14 22:03	1
PCB-187	**72**		20		pg/g		09/08/14 14:58	09/12/14 22:03	1
PCB-188	ND		20		pg/g		09/08/14 14:58	09/12/14 22:03	1
PCB-189	ND		2.0		pg/g		09/08/14 14:58	09/12/14 22:03	1
PCB-190	ND		20		pg/g		09/08/14 14:58	09/12/14 22:03	1
PCB-191	ND		20		pg/g		09/08/14 14:58	09/12/14 22:03	1
PCB-192	ND		20		pg/g		09/08/14 14:58	09/12/14 22:03	1
PCB-194	**25**		20		pg/g		09/08/14 14:58	09/12/14 22:03	1
PCB-195	ND		20		pg/g		09/08/14 14:58	09/12/14 22:03	1
PCB-196	ND		20		pg/g		09/08/14 14:58	09/12/14 22:03	1
PCB-197	ND		20		pg/g		09/08/14 14:58	09/12/14 22:03	1
PCB-198/199	**49**		40		pg/g		09/08/14 14:58	09/12/14 22:03	1
PCB-200	ND		20		pg/g		09/08/14 14:58	09/12/14 22:03	1
PCB-201	ND		20		pg/g		09/08/14 14:58	09/12/14 22:03	1
PCB-202	ND		20		pg/g		09/08/14 14:58	09/12/14 22:03	1

Client: ENVIRON International Corp.
Project/Site: SMMUSD, 04-33980A

TestAmerica Job ID: 440-82275-3

Client Sample ID: JC-SB-11-0-0.5
Date Collected: 07/02/14 13:40
Date Received: 07/02/14 18:10

Lab Sample ID: 440-82275-19
Matrix: Solid

Method: 1668A - Chlorinated Biphenyl Congeners (HRGC/HRMS) (Continued)

Analyte	Result	Qualifier	RL	EDL	Unit	D	Prepared	Analyzed	Dil Fac
PCB-203	**29**		20		pg/g		09/08/14 14:58	09/12/14 22:03	1
PCB-204	ND		20		pg/g		09/08/14 14:58	09/12/14 22:03	1
PCB-205	ND		20		pg/g		09/08/14 14:58	09/12/14 22:03	1
PCB-206	**41**		20		pg/g		09/08/14 14:58	09/12/14 22:03	1
PCB-207	ND		20		pg/g		09/08/14 14:58	09/12/14 22:03	1
PCB-208	ND		20		pg/g		09/08/14 14:58	09/12/14 22:03	1
PCB-209	**41**		20		pg/g		09/08/14 14:58	09/12/14 22:03	1

Isotope Dilution	*%Recovery*	*Qualifier*	*Limits*	*Prepared*	*Analyzed*	*Dil Fac*
PCB-1L	*24*		*15 - 150*	*09/08/14 14:58*	*09/12/14 22:03*	*1*
PCB-3L	*44*		*15 - 150*	*09/08/14 14:58*	*09/12/14 22:03*	*1*
PCB-4L	*48*		*25 - 150*	*09/08/14 14:58*	*09/12/14 22:03*	*1*
PCB-15L	*59*		*25 - 150*	*09/08/14 14:58*	*09/12/14 22:03*	*1*
PCB-19L	*63*		*25 - 150*	*09/08/14 14:58*	*09/12/14 22:03*	*1*
PCB-37L	*58*		*25 - 150*	*09/08/14 14:58*	*09/12/14 22:03*	*1*
PCB-54L	*59*		*25 - 150*	*09/08/14 14:58*	*09/12/14 22:03*	*1*
PCB-77L	*74*		*25 - 150*	*09/08/14 14:58*	*09/12/14 22:03*	*1*
PCB-81L	*70*		*25 - 150*	*09/08/14 14:58*	*09/12/14 22:03*	*1*
PCB-104L	*58*		*25 - 150*	*09/08/14 14:58*	*09/12/14 22:03*	*1*
PCB-105L	*83*		*25 - 150*	*09/08/14 14:58*	*09/12/14 22:03*	*1*
PCB-114L	*81*		*25 - 150*	*09/08/14 14:58*	*09/12/14 22:03*	*1*
PCB-118L	*80*		*25 - 150*	*09/08/14 14:58*	*09/12/14 22:03*	*1*
PCB-123L	*81*		*25 - 150*	*09/08/14 14:58*	*09/12/14 22:03*	*1*
PCB-126L	*82*		*25 - 150*	*09/08/14 14:58*	*09/12/14 22:03*	*1*
PCB-155L	*62*		*25 - 150*	*09/08/14 14:58*	*09/12/14 22:03*	*1*
PCB-156L/157L	*90*		*25 - 150*	*09/08/14 14:58*	*09/12/14 22:03*	*1*
PCB-167L	*91*		*25 - 150*	*09/08/14 14:58*	*09/12/14 22:03*	*1*
PCB-169L	*82*		*25 - 150*	*09/08/14 14:58*	*09/12/14 22:03*	*1*
PCB-188L	*83*		*25 - 150*	*09/08/14 14:58*	*09/12/14 22:03*	*1*
PCB-189L	*80*		*25 - 150*	*09/08/14 14:58*	*09/12/14 22:03*	*1*
PCB-202L	*93*		*25 - 150*	*09/08/14 14:58*	*09/12/14 22:03*	*1*
PCB-205L	*86*		*25 - 150*	*09/08/14 14:58*	*09/12/14 22:03*	*1*
PCB-206L	*82*		*25 - 150*	*09/08/14 14:58*	*09/12/14 22:03*	*1*
PCB-208L	*89*		*25 - 150*	*09/08/14 14:58*	*09/12/14 22:03*	*1*
PCB-209L	*65*		*25 - 150*	*09/08/14 14:58*	*09/12/14 22:03*	*1*

Surrogate	*%Recovery*	*Qualifier*	*Limits*	*Prepared*	*Analyzed*	*Dil Fac*
PCB-28L	*57*		*30 - 135*	*09/08/14 14:58*	*09/12/14 22:03*	*1*
PCB-111L	*76*		*30 - 135*	*09/08/14 14:58*	*09/12/14 22:03*	*1*
PCB-178L	*95*		*30 - 135*	*09/08/14 14:58*	*09/12/14 22:03*	*1*

Method: 1668A - Chlorinated Biphenyl Congeners (HRGC/HRMS) - DL

Analyte	Result	Qualifier	RL	EDL	Unit	D	Prepared	Analyzed	Dil Fac
PCB-1	ND		100		pg/g		09/08/14 14:58	09/15/14 20:14	5
PCB-2	ND		100		pg/g		09/08/14 14:58	09/15/14 20:14	5
PCB-3	ND		100		pg/g		09/08/14 14:58	09/15/14 20:14	5
PCB-4	ND		100		pg/g		09/08/14 14:58	09/15/14 20:14	5
PCB-5	ND		100		pg/g		09/08/14 14:58	09/15/14 20:14	5
PCB-6	ND		100		pg/g		09/08/14 14:58	09/15/14 20:14	5
PCB-7	ND		100		pg/g		09/08/14 14:58	09/15/14 20:14	5
PCB-8	ND		100		pg/g		09/08/14 14:58	09/15/14 20:14	5

Client Sample ID: JC-SB-11-0-0.5
Date Collected: 07/02/14 13:40
Date Received: 07/02/14 18:10

Lab Sample ID: 440-82275-19
Matrix: Solid

Method: 1668A - Chlorinated Biphenyl Congeners (HRGC/HRMS) - DL (Continued)

Analyte	Result	Qualifier	RL	EDL	Unit	D	Prepared	Analyzed	Dil Fac
PCB-9	ND		100		pg/g		09/08/14 14:58	09/15/14 20:14	5
PCB-10	ND		100		pg/g		09/08/14 14:58	09/15/14 20:14	5
PCB-11	ND		100		pg/g		09/08/14 14:58	09/15/14 20:14	5
PCB-12/13	ND		200		pg/g		09/08/14 14:58	09/15/14 20:14	5
PCB-14	ND		100		pg/g		09/08/14 14:58	09/15/14 20:14	5
PCB-15	ND		100		pg/g		09/08/14 14:58	09/15/14 20:14	5

Isotope Dilution	*%Recovery*	*Qualifier*	*Limits*	*Prepared*	*Analyzed*	*Dil Fac*
PCB-1L	*37*		*15 - 150*	*09/08/14 14:58*	*09/15/14 20:14*	*5*
PCB-3L	*44*		*15 - 150*	*09/08/14 14:58*	*09/15/14 20:14*	*5*
PCB-4L	*51*		*25 - 150*	*09/08/14 14:58*	*09/15/14 20:14*	*5*
PCB-15L	*52*		*25 - 150*	*09/08/14 14:58*	*09/15/14 20:14*	*5*
PCB-19L	*55*		*25 - 150*	*09/08/14 14:58*	*09/15/14 20:14*	*5*
PCB-37L	*58*		*25 - 150*	*09/08/14 14:58*	*09/15/14 20:14*	*5*
PCB-54L	*56*		*25 - 150*	*09/08/14 14:58*	*09/15/14 20:14*	*5*
PCB-77L	*72*		*25 - 150*	*09/08/14 14:58*	*09/15/14 20:14*	*5*
PCB-81L	*70*		*25 - 150*	*09/08/14 14:58*	*09/15/14 20:14*	*5*
PCB-104L	*55*		*25 - 150*	*09/08/14 14:58*	*09/15/14 20:14*	*5*
PCB-105L	*81*		*25 - 150*	*09/08/14 14:58*	*09/15/14 20:14*	*5*
PCB-114L	*80*		*25 - 150*	*09/08/14 14:58*	*09/15/14 20:14*	*5*
PCB-118L	*86*		*25 - 150*	*09/08/14 14:58*	*09/15/14 20:14*	*5*
PCB-123L	*83*		*25 - 150*	*09/08/14 14:58*	*09/15/14 20:14*	*5*
PCB-126L	*77*		*25 - 150*	*09/08/14 14:58*	*09/15/14 20:14*	*5*
PCB-155L	*63*		*25 - 150*	*09/08/14 14:58*	*09/15/14 20:14*	*5*
PCB-156L/157L	*96*		*25 - 150*	*09/08/14 14:58*	*09/15/14 20:14*	*5*
PCB-167L	*94*		*25 - 150*	*09/08/14 14:58*	*09/15/14 20:14*	*5*
PCB-169L	*87*		*25 - 150*	*09/08/14 14:58*	*09/15/14 20:14*	*5*
PCB-188L	*84*		*25 - 150*	*09/08/14 14:58*	*09/15/14 20:14*	*5*
PCB-189L	*81*		*25 - 150*	*09/08/14 14:58*	*09/15/14 20:14*	*5*
PCB-202L	*97*		*25 - 150*	*09/08/14 14:58*	*09/15/14 20:14*	*5*
PCB-205L	*84*		*25 - 150*	*09/08/14 14:58*	*09/15/14 20:14*	*5*
PCB-206L	*81*		*25 - 150*	*09/08/14 14:58*	*09/15/14 20:14*	*5*
PCB-208L	*93*		*25 - 150*	*09/08/14 14:58*	*09/15/14 20:14*	*5*
PCB-209L	*62*		*25 - 150*	*09/08/14 14:58*	*09/15/14 20:14*	*5*

Surrogate	*%Recovery*	*Qualifier*	*Limits*	*Prepared*	*Analyzed*	*Dil Fac*
PCB-28L	*64*		*30 - 135*	*09/08/14 14:58*	*09/15/14 20:14*	*5*
PCB-111L	*79*		*30 - 135*	*09/08/14 14:58*	*09/15/14 20:14*	*5*
PCB-178L	*91*		*30 - 135*	*09/08/14 14:58*	*09/15/14 20:14*	*5*

Client Sample ID: JC-SB-13-0-0.5
Date Collected: 07/02/14 14:25
Date Received: 07/02/14 18:10

Lab Sample ID: 440-82275-24
Matrix: Solid

Method: 1668A - Chlorinated Biphenyl Congeners (HRGC/HRMS)

Analyte	Result	Qualifier	RL	EDL	Unit	D	Prepared	Analyzed	Dil Fac
PCB-1	**41**		20		pg/g		09/08/14 14:58	09/13/14 07:14	1
PCB-2	ND		20		pg/g		09/08/14 14:58	09/13/14 07:14	1
PCB-3	**150**		20		pg/g		09/08/14 14:58	09/13/14 07:14	1
PCB-4	ND		20		pg/g		09/08/14 14:58	09/13/14 07:14	1
PCB-5	ND		20		pg/g		09/08/14 14:58	09/13/14 07:14	1

Client: ENVIRON International Corp.
Project/Site: SMMUSD, 04-33980A

TestAmerica Job ID: 440-82275-3

Client Sample ID: JC-SB-13-0-0.5
Date Collected: 07/02/14 14:25
Date Received: 07/02/14 18:10

Lab Sample ID: 440-82275-24
Matrix: Solid

Method: 1668A - Chlorinated Biphenyl Congeners (HRGC/HRMS) (Continued)

Analyte	Result	Qualifier	RL	EDL	Unit	D	Prepared	Analyzed	Dil Fac
PCB-6	ND		20		pg/g		09/08/14 14:58	09/13/14 07:14	1
PCB-7	ND		20		pg/g		09/08/14 14:58	09/13/14 07:14	1
PCB-8	**59**		20		pg/g		09/08/14 14:58	09/13/14 07:14	1
PCB-9	ND		20		pg/g		09/08/14 14:58	09/13/14 07:14	1
PCB-10	ND		20		pg/g		09/08/14 14:58	09/13/14 07:14	1
PCB-11	**140**		20		pg/g		09/08/14 14:58	09/13/14 07:14	1
PCB-12/13	**43**		40		pg/g		09/08/14 14:58	09/13/14 07:14	1
PCB-14	ND		20		pg/g		09/08/14 14:58	09/13/14 07:14	1
PCB-15	**500**		20		pg/g		09/08/14 14:58	09/13/14 07:14	1
PCB-16	**64**		20		pg/g		09/08/14 14:58	09/13/14 07:14	1
PCB-17	**50**		20		pg/g		09/08/14 14:58	09/13/14 07:14	1
PCB-18/30	**88**		40		pg/g		09/08/14 14:58	09/13/14 07:14	1
PCB-19	ND		20		pg/g		09/08/14 14:58	09/13/14 07:14	1
PCB-20/28	**470**		40		pg/g		09/08/14 14:58	09/13/14 07:14	1
PCB-21/33	**130**	**q**	40		pg/g		09/08/14 14:58	09/13/14 07:14	1
PCB-22	**130**		20		pg/g		09/08/14 14:58	09/13/14 07:14	1
PCB-23	ND		20		pg/g		09/08/14 14:58	09/13/14 07:14	1
PCB-24	ND		20		pg/g		09/08/14 14:58	09/13/14 07:14	1
PCB-25	ND		20		pg/g		09/08/14 14:58	09/13/14 07:14	1
PCB-26/29	ND		40		pg/g		09/08/14 14:58	09/13/14 07:14	1
PCB-27	ND		20		pg/g		09/08/14 14:58	09/13/14 07:14	1
PCB-31	**340**		20		pg/g		09/08/14 14:58	09/13/14 07:14	1
PCB-32	**39**		20		pg/g		09/08/14 14:58	09/13/14 07:14	1
PCB-34	ND		20		pg/g		09/08/14 14:58	09/13/14 07:14	1
PCB-35	ND		20		pg/g		09/08/14 14:58	09/13/14 07:14	1
PCB-36	ND		20		pg/g		09/08/14 14:58	09/13/14 07:14	1
PCB-37	**360**		20		pg/g		09/08/14 14:58	09/13/14 07:14	1
PCB-38	ND		20		pg/g		09/08/14 14:58	09/13/14 07:14	1
PCB-39	ND		20		pg/g		09/08/14 14:58	09/13/14 07:14	1
PCB-41	**46**		20		pg/g		09/08/14 14:58	09/13/14 07:14	1
PCB-40/71	**270**		40		pg/g		09/08/14 14:58	09/13/14 07:14	1
PCB-42	**170**		20		pg/g		09/08/14 14:58	09/13/14 07:14	1
PCB-43	ND		20		pg/g		09/08/14 14:58	09/13/14 07:14	1
PCB-44/47/65	**760**		59		pg/g		09/08/14 14:58	09/13/14 07:14	1
PCB-45	**88**		20		pg/g		09/08/14 14:58	09/13/14 07:14	1
PCB-46	**29**		20		pg/g		09/08/14 14:58	09/13/14 07:14	1
PCB-48	**82**		20		pg/g		09/08/14 14:58	09/13/14 07:14	1
PCB-49/69	**370**		40		pg/g		09/08/14 14:58	09/13/14 07:14	1
PCB-50/53	**87**		40		pg/g		09/08/14 14:58	09/13/14 07:14	1
PCB-51	ND		20		pg/g		09/08/14 14:58	09/13/14 07:14	1
PCB-52	**1200**		20		pg/g		09/08/14 14:58	09/13/14 07:14	1
PCB-54	ND		20		pg/g		09/08/14 14:58	09/13/14 07:14	1
PCB-55	ND		20		pg/g		09/08/14 14:58	09/13/14 07:14	1
PCB-56	**360**		20		pg/g		09/08/14 14:58	09/13/14 07:14	1
PCB-57	ND		20		pg/g		09/08/14 14:58	09/13/14 07:14	1
PCB-58	ND		20		pg/g		09/08/14 14:58	09/13/14 07:14	1
PCB-59/62/75	ND		59		pg/g		09/08/14 14:58	09/13/14 07:14	1
PCB-60	**210**		20		pg/g		09/08/14 14:58	09/13/14 07:14	1
PCB-61/70/74/76	**1300**		79		pg/g		09/08/14 14:58	09/13/14 07:14	1

Client: ENVIRON International Corp.
Project/Site: SMMUSD, 04-33980A

TestAmerica Job ID: 440-82275-3

Client Sample ID: JC-SB-13-0-0.5
Date Collected: 07/02/14 14:25
Date Received: 07/02/14 18:10

Lab Sample ID: 440-82275-24
Matrix: Solid

Method: 1668A - Chlorinated Biphenyl Congeners (HRGC/HRMS) (Continued)

Analyte	Result	Qualifier	RL	EDL	Unit	D	Prepared	Analyzed	Dil Fac
PCB-63	ND		20		pg/g		09/08/14 14:58	09/13/14 07:14	1
PCB-64	**210**		20		pg/g		09/08/14 14:58	09/13/14 07:14	1
PCB-66	**890**		20		pg/g		09/08/14 14:58	09/13/14 07:14	1
PCB-67	ND		20		pg/g		09/08/14 14:58	09/13/14 07:14	1
PCB-68	ND		20		pg/g		09/08/14 14:58	09/13/14 07:14	1
PCB-72	ND		20		pg/g		09/08/14 14:58	09/13/14 07:14	1
PCB-73	ND		20		pg/g		09/08/14 14:58	09/13/14 07:14	1
PCB-77	**200**	**G q**	18		pg/g		09/08/14 14:58	09/13/14 07:14	1
PCB-78	ND		20		pg/g		09/08/14 14:58	09/13/14 07:14	1
PCB-79	**55**		20		pg/g		09/08/14 14:58	09/13/14 07:14	1
PCB-80	ND		20		pg/g		09/08/14 14:58	09/13/14 07:14	1
PCB-81	ND	G	19		pg/g		09/08/14 14:58	09/13/14 07:14	1
PCB-82	**1000**	**G**	230		pg/g		09/08/14 14:58	09/13/14 07:14	1
PCB-83	ND	G	250		pg/g		09/08/14 14:58	09/13/14 07:14	1
PCB-84	**1000**	**G**	210		pg/g		09/08/14 14:58	09/13/14 07:14	1
PCB-85/116/117	**4200**	**G**	150		pg/g		09/08/14 14:58	09/13/14 07:14	1
PCB-86/87/97/108/119/125	**3700**	**G**	160		pg/g		09/08/14 14:58	09/13/14 07:14	1
PCB-88/91	**1500**	**G**	170		pg/g		09/08/14 14:58	09/13/14 07:14	1
PCB-89	ND	G	190		pg/g		09/08/14 14:58	09/13/14 07:14	1
PCB-90/101/113	**6100**	**G**	160		pg/g		09/08/14 14:58	09/13/14 07:14	1
PCB-92	**1300**	**G**	180		pg/g		09/08/14 14:58	09/13/14 07:14	1
PCB-93/100	ND	G	170		pg/g		09/08/14 14:58	09/13/14 07:14	1
PCB-94	ND	G	180		pg/g		09/08/14 14:58	09/13/14 07:14	1
PCB-95	**6700**	**G**	170		pg/g		09/08/14 14:58	09/13/14 07:14	1
PCB-96	**31**		20		pg/g		09/08/14 14:58	09/13/14 07:14	1
PCB-98/102	ND	G	160		pg/g		09/08/14 14:58	09/13/14 07:14	1
PCB-99	**7100**	**G**	180		pg/g		09/08/14 14:58	09/13/14 07:14	1
PCB-103	ND	G	160		pg/g		09/08/14 14:58	09/13/14 07:14	1
PCB-104	ND		20		pg/g		09/08/14 14:58	09/13/14 07:14	1
PCB-105	**2200**	**G E**	160		pg/g		09/08/14 14:58	09/13/14 07:14	1
PCB-106	ND	G	160		pg/g		09/08/14 14:58	09/13/14 07:14	1
PCB-107/124	**290**	**G**	140		pg/g		09/08/14 14:58	09/13/14 07:14	1
PCB-109	**470**	**G**	130		pg/g		09/08/14 14:58	09/13/14 07:14	1
PCB-110/115	**18000**	**G**	140		pg/g		09/08/14 14:58	09/13/14 07:14	1
PCB-111	ND	G	130		pg/g		09/08/14 14:58	09/13/14 07:14	1
PCB-112	ND	G	120		pg/g		09/08/14 14:58	09/13/14 07:14	1
PCB-114	ND	G	150		pg/g		09/08/14 14:58	09/13/14 07:14	1
PCB-118	**3700**	**G E**	140		pg/g		09/08/14 14:58	09/13/14 07:14	1
PCB-120	ND	G	140		pg/g		09/08/14 14:58	09/13/14 07:14	1
PCB-121	ND	G	130		pg/g		09/08/14 14:58	09/13/14 07:14	1
PCB-122	**160**	**G**	160		pg/g		09/08/14 14:58	09/13/14 07:14	1
PCB-123	**360**	**G**	150		pg/g		09/08/14 14:58	09/13/14 07:14	1
PCB-126	**310**	**G**	220		pg/g		09/08/14 14:58	09/13/14 07:14	1
PCB-127	ND	G	160		pg/g		09/08/14 14:58	09/13/14 07:14	1
PCB-128/166	**5700**	**G**	92		pg/g		09/08/14 14:58	09/13/14 07:14	1
PCB-129/138/163	**33000**	**G**	96		pg/g		09/08/14 14:58	09/13/14 07:14	1
PCB-130	**2100**	**G**	120		pg/g		09/08/14 14:58	09/13/14 07:14	1
PCB-131	**260**	**G**	120		pg/g		09/08/14 14:58	09/13/14 07:14	1
PCB-132	**8100**	**G**	110		pg/g		09/08/14 14:58	09/13/14 07:14	1

Client: ENVIRON International Corp.
Project/Site: SMMUSD, 04-33980A

TestAmerica Job ID: 440-82275-3

Client Sample ID: JC-SB-13-0-0.5
Date Collected: 07/02/14 14:25
Date Received: 07/02/14 18:10

Lab Sample ID: 440-82275-24
Matrix: Solid

Method: 1668A - Chlorinated Biphenyl Congeners (HRGC/HRMS) (Continued)

Analyte	Result	Qualifier	RL	EDL	Unit	D	Prepared	Analyzed	Dil Fac
PCB-133	330	G	110		pg/g		09/08/14 14:58	09/13/14 07:14	1
PCB-134/143	1300	G	110		pg/g		09/08/14 14:58	09/13/14 07:14	1
PCB-135/151	8400	G	98		pg/g		09/08/14 14:58	09/13/14 07:14	1
PCB-136	2300	G	71		pg/g		09/08/14 14:58	09/13/14 07:14	1
PCB-137	1600	G	96		pg/g		09/08/14 14:58	09/13/14 07:14	1
PCB-139/140	440	G	93		pg/g		09/08/14 14:58	09/13/14 07:14	1
PCB-141	4800	G	100		pg/g		09/08/14 14:58	09/13/14 07:14	1
PCB-142	ND	G	110		pg/g		09/08/14 14:58	09/13/14 07:14	1
PCB-144	850	G	96		pg/g		09/08/14 14:58	09/13/14 07:14	1
PCB-145	ND	G	69		pg/g		09/08/14 14:58	09/13/14 07:14	1
PCB-146	3800	G	100		pg/g		09/08/14 14:58	09/13/14 07:14	1
PCB-147/149	19000	G	95		pg/g		09/08/14 14:58	09/13/14 07:14	1
PCB-148	ND	G	95		pg/g		09/08/14 14:58	09/13/14 07:14	1
PCB-150	ND	G	64		pg/g		09/08/14 14:58	09/13/14 07:14	1
PCB-152	ND	G	66		pg/g		09/08/14 14:58	09/13/14 07:14	1
PCB-153/168	21000	G	80		pg/g		09/08/14 14:58	09/13/14 07:14	1
PCB-154	140	G q	85		pg/g		09/08/14 14:58	09/13/14 07:14	1
PCB-155	ND	G	66		pg/g		09/08/14 14:58	09/13/14 07:14	1
PCB-156/157	3100	G	37		pg/g		09/08/14 14:58	09/13/14 07:14	1
PCB-158	3200	G	73		pg/g		09/08/14 14:58	09/13/14 07:14	1
PCB-159	ND	G	30		pg/g		09/08/14 14:58	09/13/14 07:14	1
PCB-160	ND	G	85		pg/g		09/08/14 14:58	09/13/14 07:14	1
PCB-161	ND	G	74		pg/g		09/08/14 14:58	09/13/14 07:14	1
PCB-162	67	G	29		pg/g		09/08/14 14:58	09/13/14 07:14	1
PCB-164	2500	G	81		pg/g		09/08/14 14:58	09/13/14 07:14	1
PCB-165	ND	G	85		pg/g		09/08/14 14:58	09/13/14 07:14	1
PCB-167	1300	G	26		pg/g		09/08/14 14:58	09/13/14 07:14	1
PCB-169	45	G q	42		pg/g		09/08/14 14:58	09/13/14 07:14	1
PCB-170	9300		20		pg/g		09/08/14 14:58	09/13/14 07:14	1
PCB-171/173	2600		40		pg/g		09/08/14 14:58	09/13/14 07:14	1
PCB-172	1500		20		pg/g		09/08/14 14:58	09/13/14 07:14	1
PCB-174	11000		20		pg/g		09/08/14 14:58	09/13/14 07:14	1
PCB-175	320		20		pg/g		09/08/14 14:58	09/13/14 07:14	1
PCB-176	840		20		pg/g		09/08/14 14:58	09/13/14 07:14	1
PCB-177	5600		20		pg/g		09/08/14 14:58	09/13/14 07:14	1
PCB-178	1700		20		pg/g		09/08/14 14:58	09/13/14 07:14	1
PCB-179	3500		20		pg/g		09/08/14 14:58	09/13/14 07:14	1
PCB-180/193	21000		40		pg/g		09/08/14 14:58	09/13/14 07:14	1
PCB-181	57		20		pg/g		09/08/14 14:58	09/13/14 07:14	1
PCB-182	ND		20		pg/g		09/08/14 14:58	09/13/14 07:14	1
PCB-183	4600		20		pg/g		09/08/14 14:58	09/13/14 07:14	1
PCB-184	ND		20		pg/g		09/08/14 14:58	09/13/14 07:14	1
PCB-185	1500		20		pg/g		09/08/14 14:58	09/13/14 07:14	1
PCB-186	ND		20		pg/g		09/08/14 14:58	09/13/14 07:14	1
PCB-187	11000		20		pg/g		09/08/14 14:58	09/13/14 07:14	1
PCB-188	ND		20		pg/g		09/08/14 14:58	09/13/14 07:14	1
PCB-189	320	G	3.2		pg/g		09/08/14 14:58	09/13/14 07:14	1
PCB-190	1800		20		pg/g		09/08/14 14:58	09/13/14 07:14	1
PCB-191	350	q	20		pg/g		09/08/14 14:58	09/13/14 07:14	1

Client: ENVIRON International Corp.
Project/Site: SMMUSD, 04-33980A

TestAmerica Job ID: 440-82275-3

Client Sample ID: JC-SB-13-0-0.5
Date Collected: 07/02/14 14:25
Date Received: 07/02/14 18:10

Lab Sample ID: 440-82275-24
Matrix: Solid

Method: 1668A - Chlorinated Biphenyl Congeners (HRGC/HRMS) (Continued)

Analyte	Result	Qualifier	RL	EDL	Unit	D	Prepared	Analyzed	Dil Fac
PCB-192	ND		20		pg/g		09/08/14 14:58	09/13/14 07:14	1
PCB-194	**5600**		20		pg/g		09/08/14 14:58	09/13/14 07:14	1
PCB-195	**1800**		20		pg/g		09/08/14 14:58	09/13/14 07:14	1
PCB-196	**2900**		20		pg/g		09/08/14 14:58	09/13/14 07:14	1
PCB-197	**160**		20		pg/g		09/08/14 14:58	09/13/14 07:14	1
PCB-198/199	**8500**		40		pg/g		09/08/14 14:58	09/13/14 07:14	1
PCB-200	**830**		20		pg/g		09/08/14 14:58	09/13/14 07:14	1
PCB-201	**820**		20		pg/g		09/08/14 14:58	09/13/14 07:14	1
PCB-202	**1500**		20		pg/g		09/08/14 14:58	09/13/14 07:14	1
PCB-203	**5500**		20		pg/g		09/08/14 14:58	09/13/14 07:14	1
PCB-204	ND		20		pg/g		09/08/14 14:58	09/13/14 07:14	1
PCB-205	**310**		20		pg/g		09/08/14 14:58	09/13/14 07:14	1
PCB-206	**6500**	**E**	20		pg/g		09/08/14 14:58	09/13/14 07:14	1
PCB-207	**610**		20		pg/g		09/08/14 14:58	09/13/14 07:14	1
PCB-208	**1800**		20		pg/g		09/08/14 14:58	09/13/14 07:14	1
PCB-209	**3700**	**E**	20		pg/g		09/08/14 14:58	09/13/14 07:14	1

Isotope Dilution	*%Recovery*	*Qualifier*	*Limits*	*Prepared*	*Analyzed*	*Dil Fac*
PCB-1L	*36*		*15 - 150*	*09/08/14 14:58*	*09/13/14 07:14*	*1*
PCB-3L	*44*		*15 - 150*	*09/08/14 14:58*	*09/13/14 07:14*	*1*
PCB-4L	*49*		*25 - 150*	*09/08/14 14:58*	*09/13/14 07:14*	*1*
PCB-15L	*58*		*25 - 150*	*09/08/14 14:58*	*09/13/14 07:14*	*1*
PCB-19L	*58*		*25 - 150*	*09/08/14 14:58*	*09/13/14 07:14*	*1*
PCB-37L	*70*		*25 - 150*	*09/08/14 14:58*	*09/13/14 07:14*	*1*
PCB-54L	*57*		*25 - 150*	*09/08/14 14:58*	*09/13/14 07:14*	*1*
PCB-77L	*87*		*25 - 150*	*09/08/14 14:58*	*09/13/14 07:14*	*1*
PCB-81L	*83*		*25 - 150*	*09/08/14 14:58*	*09/13/14 07:14*	*1*
PCB-104L	*67*		*25 - 150*	*09/08/14 14:58*	*09/13/14 07:14*	*1*
PCB-105L	*92*		*25 - 150*	*09/08/14 14:58*	*09/13/14 07:14*	*1*
PCB-114L	*94*		*25 - 150*	*09/08/14 14:58*	*09/13/14 07:14*	*1*
PCB-118L	*93*		*25 - 150*	*09/08/14 14:58*	*09/13/14 07:14*	*1*
PCB-123L	*93*		*25 - 150*	*09/08/14 14:58*	*09/13/14 07:14*	*1*
PCB-126L	*89*		*25 - 150*	*09/08/14 14:58*	*09/13/14 07:14*	*1*
PCB-155L	*79*		*25 - 150*	*09/08/14 14:58*	*09/13/14 07:14*	*1*
PCB-156L/157L	*101*		*25 - 150*	*09/08/14 14:58*	*09/13/14 07:14*	*1*
PCB-167L	*103*		*25 - 150*	*09/08/14 14:58*	*09/13/14 07:14*	*1*
PCB-169L	*89*		*25 - 150*	*09/08/14 14:58*	*09/13/14 07:14*	*1*
PCB-188L	*104*		*25 - 150*	*09/08/14 14:58*	*09/13/14 07:14*	*1*
PCB-189L	*89*		*25 - 150*	*09/08/14 14:58*	*09/13/14 07:14*	*1*
PCB-202L	*109*		*25 - 150*	*09/08/14 14:58*	*09/13/14 07:14*	*1*
PCB-205L	*88*		*25 - 150*	*09/08/14 14:58*	*09/13/14 07:14*	*1*
PCB-206L	*82*		*25 - 150*	*09/08/14 14:58*	*09/13/14 07:14*	*1*
PCB-208L	*101*		*25 - 150*	*09/08/14 14:58*	*09/13/14 07:14*	*1*
PCB-209L	*67*		*25 - 150*	*09/08/14 14:58*	*09/13/14 07:14*	*1*

Surrogate	*%Recovery*	*Qualifier*	*Limits*	*Prepared*	*Analyzed*	*Dil Fac*
PCB-28L	*60*		*30 - 135*	*09/08/14 14:58*	*09/13/14 07:14*	*1*
PCB-111L	*87*		*30 - 135*	*09/08/14 14:58*	*09/13/14 07:14*	*1*
PCB-178L	*103*		*30 - 135*	*09/08/14 14:58*	*09/13/14 07:14*	*1*

Client: ENVIRON International Corp.
Project/Site: SMMUSD, 04-33980A

TestAmerica Job ID: 440-82275-3

Client Sample ID: JC-SB-43-0-0.5
Date Collected: 07/02/14 12:12
Date Received: 07/02/14 18:10

Lab Sample ID: 440-82275-58
Matrix: Solid

Method: 1668A - Chlorinated Biphenyl Congeners (HRGC/HRMS)

Analyte	Result	Qualifier	RL	EDL	Unit	D	Prepared	Analyzed	Dil Fac
PCB-1	ND		20		pg/g		09/08/14 14:58	09/15/14 18:59	1
PCB-2	ND		20		pg/g		09/08/14 14:58	09/15/14 18:59	1
PCB-3	ND		20		pg/g		09/08/14 14:58	09/15/14 18:59	1
PCB-4	ND		20		pg/g		09/08/14 14:58	09/15/14 18:59	1
PCB-5	ND		20		pg/g		09/08/14 14:58	09/15/14 18:59	1
PCB-6	ND		20		pg/g		09/08/14 14:58	09/15/14 18:59	1
PCB-7	ND		20		pg/g		09/08/14 14:58	09/15/14 18:59	1
PCB-8	ND		20		pg/g		09/08/14 14:58	09/15/14 18:59	1
PCB-9	ND		20		pg/g		09/08/14 14:58	09/15/14 18:59	1
PCB-10	ND		20		pg/g		09/08/14 14:58	09/15/14 18:59	1
PCB-11	**31**		20		pg/g		09/08/14 14:58	09/15/14 18:59	1
PCB-12/13	ND		40		pg/g		09/08/14 14:58	09/15/14 18:59	1
PCB-14	ND		20		pg/g		09/08/14 14:58	09/15/14 18:59	1
PCB-15	ND		20		pg/g		09/08/14 14:58	09/15/14 18:59	1
PCB-16	ND		20		pg/g		09/08/14 14:58	09/15/14 18:59	1
PCB-17	ND		20		pg/g		09/08/14 14:58	09/15/14 18:59	1
PCB-18/30	ND		40		pg/g		09/08/14 14:58	09/15/14 18:59	1
PCB-19	ND		20		pg/g		09/08/14 14:58	09/15/14 18:59	1
PCB-20/28	ND		40		pg/g		09/08/14 14:58	09/15/14 18:59	1
PCB-21/33	ND		40		pg/g		09/08/14 14:58	09/15/14 18:59	1
PCB-22	ND		20		pg/g		09/08/14 14:58	09/15/14 18:59	1
PCB-23	ND		20		pg/g		09/08/14 14:58	09/15/14 18:59	1
PCB-24	ND		20		pg/g		09/08/14 14:58	09/15/14 18:59	1
PCB-25	ND		20		pg/g		09/08/14 14:58	09/15/14 18:59	1
PCB-26/29	ND		40		pg/g		09/08/14 14:58	09/15/14 18:59	1
PCB-27	ND		20		pg/g		09/08/14 14:58	09/15/14 18:59	1
PCB-31	ND		20		pg/g		09/08/14 14:58	09/15/14 18:59	1
PCB-32	ND		20		pg/g		09/08/14 14:58	09/15/14 18:59	1
PCB-34	ND		20		pg/g		09/08/14 14:58	09/15/14 18:59	1
PCB-35	ND		20		pg/g		09/08/14 14:58	09/15/14 18:59	1
PCB-36	ND		20		pg/g		09/08/14 14:58	09/15/14 18:59	1
PCB-37	ND		20		pg/g		09/08/14 14:58	09/15/14 18:59	1
PCB-38	ND		20		pg/g		09/08/14 14:58	09/15/14 18:59	1
PCB-39	ND		20		pg/g		09/08/14 14:58	09/15/14 18:59	1
PCB-41	ND		20		pg/g		09/08/14 14:58	09/15/14 18:59	1
PCB-40/71	ND		40		pg/g		09/08/14 14:58	09/15/14 18:59	1
PCB-42	ND		20		pg/g		09/08/14 14:58	09/15/14 18:59	1
PCB-43	ND		20		pg/g		09/08/14 14:58	09/15/14 18:59	1
PCB-44/47/65	ND		59		pg/g		09/08/14 14:58	09/15/14 18:59	1
PCB-45	ND		20		pg/g		09/08/14 14:58	09/15/14 18:59	1
PCB-46	ND		20		pg/g		09/08/14 14:58	09/15/14 18:59	1
PCB-48	ND		20		pg/g		09/08/14 14:58	09/15/14 18:59	1
PCB-49/69	ND		40		pg/g		09/08/14 14:58	09/15/14 18:59	1
PCB-50/53	ND		40		pg/g		09/08/14 14:58	09/15/14 18:59	1
PCB-51	ND		20		pg/g		09/08/14 14:58	09/15/14 18:59	1
PCB-52	**35**		20		pg/g		09/08/14 14:58	09/15/14 18:59	1
PCB-54	ND		20		pg/g		09/08/14 14:58	09/15/14 18:59	1
PCB-55	ND		20		pg/g		09/08/14 14:58	09/15/14 18:59	1
PCB-56	ND		20		pg/g		09/08/14 14:58	09/15/14 18:59	1

Client Sample ID: JC-SB-43-0-0.5
Date Collected: 07/02/14 12:12
Date Received: 07/02/14 18:10

Lab Sample ID: 440-82275-58
Matrix: Solid

Method: 1668A - Chlorinated Biphenyl Congeners (HRGC/HRMS) (Continued)

Analyte	Result	Qualifier	RL	EDL	Unit	D	Prepared	Analyzed	Dil Fac
PCB-57	ND		20		pg/g		09/08/14 14:58	09/15/14 18:59	1
PCB-58	ND		20		pg/g		09/08/14 14:58	09/15/14 18:59	1
PCB-59/62/75	ND		59		pg/g		09/08/14 14:58	09/15/14 18:59	1
PCB-60	ND		20		pg/g		09/08/14 14:58	09/15/14 18:59	1
PCB-61/70/74/76	ND		79		pg/g		09/08/14 14:58	09/15/14 18:59	1
PCB-63	ND		20		pg/g		09/08/14 14:58	09/15/14 18:59	1
PCB-64	ND		20		pg/g		09/08/14 14:58	09/15/14 18:59	1
PCB-66	**25**		20		pg/g		09/08/14 14:58	09/15/14 18:59	1
PCB-67	ND		20		pg/g		09/08/14 14:58	09/15/14 18:59	1
PCB-68	ND		20		pg/g		09/08/14 14:58	09/15/14 18:59	1
PCB-72	ND		20		pg/g		09/08/14 14:58	09/15/14 18:59	1
PCB-73	ND		20		pg/g		09/08/14 14:58	09/15/14 18:59	1
PCB-77	**19**		2.0		pg/g		09/08/14 14:58	09/15/14 18:59	1
PCB-78	ND		20		pg/g		09/08/14 14:58	09/15/14 18:59	1
PCB-79	ND		20		pg/g		09/08/14 14:58	09/15/14 18:59	1
PCB-80	ND		20		pg/g		09/08/14 14:58	09/15/14 18:59	1
PCB-81	ND		2.0		pg/g		09/08/14 14:58	09/15/14 18:59	1
PCB-82	**34**		20		pg/g		09/08/14 14:58	09/15/14 18:59	1
PCB-83	ND		20		pg/g		09/08/14 14:58	09/15/14 18:59	1
PCB-84	**50**		20		pg/g		09/08/14 14:58	09/15/14 18:59	1
PCB-85/116/117	ND		59		pg/g		09/08/14 14:58	09/15/14 18:59	1
PCB-86/87/97/108/119/125	**150**		120		pg/g		09/08/14 14:58	09/15/14 18:59	1
PCB-88/91	ND		40		pg/g		09/08/14 14:58	09/15/14 18:59	1
PCB-89	ND		20		pg/g		09/08/14 14:58	09/15/14 18:59	1
PCB-90/101/113	**200**		59		pg/g		09/08/14 14:58	09/15/14 18:59	1
PCB-92	**35**		20		pg/g		09/08/14 14:58	09/15/14 18:59	1
PCB-93/100	ND		40		pg/g		09/08/14 14:58	09/15/14 18:59	1
PCB-94	ND		20		pg/g		09/08/14 14:58	09/15/14 18:59	1
PCB-95	**85**		20		pg/g		09/08/14 14:58	09/15/14 18:59	1
PCB-96	ND		20		pg/g		09/08/14 14:58	09/15/14 18:59	1
PCB-98/102	ND		40		pg/g		09/08/14 14:58	09/15/14 18:59	1
PCB-99	**130**		20		pg/g		09/08/14 14:58	09/15/14 18:59	1
PCB-103	ND		20		pg/g		09/08/14 14:58	09/15/14 18:59	1
PCB-104	ND		20		pg/g		09/08/14 14:58	09/15/14 18:59	1
PCB-105	**190**	**G**	4.6		pg/g		09/08/14 14:58	09/15/14 18:59	1
PCB-106	ND		20		pg/g		09/08/14 14:58	09/15/14 18:59	1
PCB-107/124	ND		40		pg/g		09/08/14 14:58	09/15/14 18:59	1
PCB-109	**29**		20		pg/g		09/08/14 14:58	09/15/14 18:59	1
PCB-110/115	**460**		40		pg/g		09/08/14 14:58	09/15/14 18:59	1
PCB-111	ND		20		pg/g		09/08/14 14:58	09/15/14 18:59	1
PCB-112	ND		20		pg/g		09/08/14 14:58	09/15/14 18:59	1
PCB-114	**7.6**	**G**	4.2		pg/g		09/08/14 14:58	09/15/14 18:59	1
PCB-118	**370**	**G**	4.0		pg/g		09/08/14 14:58	09/15/14 18:59	1
PCB-120	ND		20		pg/g		09/08/14 14:58	09/15/14 18:59	1
PCB-121	ND		20		pg/g		09/08/14 14:58	09/15/14 18:59	1
PCB-122	ND		20		pg/g		09/08/14 14:58	09/15/14 18:59	1
PCB-123	**7.0**	**G**	4.1		pg/g		09/08/14 14:58	09/15/14 18:59	1
PCB-126	**8.7**	**G**	6.1		pg/g		09/08/14 14:58	09/15/14 18:59	1
PCB-127	ND		20		pg/g		09/08/14 14:58	09/15/14 18:59	1

Client: ENVIRON International Corp.
Project/Site: SMMUSD, 04-33980A

TestAmerica Job ID: 440-82275-3

Client Sample ID: JC-SB-43-0-0.5
Date Collected: 07/02/14 12:12
Date Received: 07/02/14 18:10

Lab Sample ID: 440-82275-58
Matrix: Solid

Method: 1668A - Chlorinated Biphenyl Congeners (HRGC/HRMS) (Continued)

Analyte	Result	Qualifier	RL	EDL	Unit	D	Prepared	Analyzed	Dil Fac
PCB-128/166	**140**		40		pg/g		09/08/14 14:58	09/15/14 18:59	1
PCB-129/138/163	**720**		59		pg/g		09/08/14 14:58	09/15/14 18:59	1
PCB-130	**59**		20		pg/g		09/08/14 14:58	09/15/14 18:59	1
PCB-131	ND		20		pg/g		09/08/14 14:58	09/15/14 18:59	1
PCB-132	**160**		20		pg/g		09/08/14 14:58	09/15/14 18:59	1
PCB-133	ND		20		pg/g		09/08/14 14:58	09/15/14 18:59	1
PCB-134/143	ND		40		pg/g		09/08/14 14:58	09/15/14 18:59	1
PCB-135/151	**100**		40		pg/g		09/08/14 14:58	09/15/14 18:59	1
PCB-136	**37**		20		pg/g		09/08/14 14:58	09/15/14 18:59	1
PCB-137	**39**		20		pg/g		09/08/14 14:58	09/15/14 18:59	1
PCB-139/140	ND		40		pg/g		09/08/14 14:58	09/15/14 18:59	1
PCB-141	**78**		20		pg/g		09/08/14 14:58	09/15/14 18:59	1
PCB-142	ND		20		pg/g		09/08/14 14:58	09/15/14 18:59	1
PCB-144	ND		20		pg/g		09/08/14 14:58	09/15/14 18:59	1
PCB-145	ND		20		pg/g		09/08/14 14:58	09/15/14 18:59	1
PCB-146	**92**		20		pg/g		09/08/14 14:58	09/15/14 18:59	1
PCB-147/149	**340**		40		pg/g		09/08/14 14:58	09/15/14 18:59	1
PCB-148	ND		20		pg/g		09/08/14 14:58	09/15/14 18:59	1
PCB-150	ND		20		pg/g		09/08/14 14:58	09/15/14 18:59	1
PCB-152	ND		20		pg/g		09/08/14 14:58	09/15/14 18:59	1
PCB-153/168	**420**		40		pg/g		09/08/14 14:58	09/15/14 18:59	1
PCB-154	ND		20		pg/g		09/08/14 14:58	09/15/14 18:59	1
PCB-155	ND		20		pg/g		09/08/14 14:58	09/15/14 18:59	1
PCB-156/157	**96**		4.0		pg/g		09/08/14 14:58	09/15/14 18:59	1
PCB-158	**75**		20		pg/g		09/08/14 14:58	09/15/14 18:59	1
PCB-159	ND		20		pg/g		09/08/14 14:58	09/15/14 18:59	1
PCB-160	ND		20		pg/g		09/08/14 14:58	09/15/14 18:59	1
PCB-161	ND		20		pg/g		09/08/14 14:58	09/15/14 18:59	1
PCB-162	ND		20		pg/g		09/08/14 14:58	09/15/14 18:59	1
PCB-164	**46**		20		pg/g		09/08/14 14:58	09/15/14 18:59	1
PCB-165	ND		20		pg/g		09/08/14 14:58	09/15/14 18:59	1
PCB-167	**33**		2.0		pg/g		09/08/14 14:58	09/15/14 18:59	1
PCB-169	ND		2.0		pg/g		09/08/14 14:58	09/15/14 18:59	1
PCB-170	**130**		20		pg/g		09/08/14 14:58	09/15/14 18:59	1
PCB-171/173	ND		40		pg/g		09/08/14 14:58	09/15/14 18:59	1
PCB-172	**25**		20		pg/g		09/08/14 14:58	09/15/14 18:59	1
PCB-174	**120**		20		pg/g		09/08/14 14:58	09/15/14 18:59	1
PCB-175	ND		20		pg/g		09/08/14 14:58	09/15/14 18:59	1
PCB-176	ND		20		pg/g		09/08/14 14:58	09/15/14 18:59	1
PCB-177	**82**		20		pg/g		09/08/14 14:58	09/15/14 18:59	1
PCB-178	**25**		20		pg/g		09/08/14 14:58	09/15/14 18:59	1
PCB-179	**34**		20		pg/g		09/08/14 14:58	09/15/14 18:59	1
PCB-180/193	**290**		40		pg/g		09/08/14 14:58	09/15/14 18:59	1
PCB-181	ND		20		pg/g		09/08/14 14:58	09/15/14 18:59	1
PCB-182	ND		20		pg/g		09/08/14 14:58	09/15/14 18:59	1
PCB-183	**66**		20		pg/g		09/08/14 14:58	09/15/14 18:59	1
PCB-184	ND		20		pg/g		09/08/14 14:58	09/15/14 18:59	1
PCB-185	ND		20		pg/g		09/08/14 14:58	09/15/14 18:59	1
PCB-186	ND		20		pg/g		09/08/14 14:58	09/15/14 18:59	1

Client Sample ID: JC-SB-43-0-0.5
Date Collected: 07/02/14 12:12
Date Received: 07/02/14 18:10

Lab Sample ID: 440-82275-58
Matrix: Solid

Method: 1668A - Chlorinated Biphenyl Congeners (HRGC/HRMS) (Continued)

Analyte	Result	Qualifier	RL	EDL	Unit	D	Prepared	Analyzed	Dil Fac
PCB-187	**160**		20		pg/g		09/08/14 14:58	09/15/14 18:59	1
PCB-188	ND		20		pg/g		09/08/14 14:58	09/15/14 18:59	1
PCB-189	**4.3**	**q**	2.0		pg/g		09/08/14 14:58	09/15/14 18:59	1
PCB-190	**24**		20		pg/g		09/08/14 14:58	09/15/14 18:59	1
PCB-191	ND		20		pg/g		09/08/14 14:58	09/15/14 18:59	1
PCB-192	ND		20		pg/g		09/08/14 14:58	09/15/14 18:59	1
PCB-194	**67**		20		pg/g		09/08/14 14:58	09/15/14 18:59	1
PCB-195	**20**		20		pg/g		09/08/14 14:58	09/15/14 18:59	1
PCB-196	**42**		20		pg/g		09/08/14 14:58	09/15/14 18:59	1
PCB-197	ND		20		pg/g		09/08/14 14:58	09/15/14 18:59	1
PCB-198/199	**110**		40		pg/g		09/08/14 14:58	09/15/14 18:59	1
PCB-200	ND		20		pg/g		09/08/14 14:58	09/15/14 18:59	1
PCB-201	ND		20		pg/g		09/08/14 14:58	09/15/14 18:59	1
PCB-202	**21**		20		pg/g		09/08/14 14:58	09/15/14 18:59	1
PCB-203	**66**		20		pg/g		09/08/14 14:58	09/15/14 18:59	1
PCB-204	ND		20		pg/g		09/08/14 14:58	09/15/14 18:59	1
PCB-205	ND		20		pg/g		09/08/14 14:58	09/15/14 18:59	1
PCB-206	**63**		20		pg/g		09/08/14 14:58	09/15/14 18:59	1
PCB-207	ND		20		pg/g		09/08/14 14:58	09/15/14 18:59	1
PCB-208	ND		20		pg/g		09/08/14 14:58	09/15/14 18:59	1
PCB-209	**32**		20		pg/g		09/08/14 14:58	09/15/14 18:59	1

Isotope Dilution	*%Recovery*	*Qualifier*	*Limits*	*Prepared*	*Analyzed*	*Dil Fac*
PCB-1L	*37*		*15 - 150*	*09/08/14 14:58*	*09/15/14 18:59*	*1*
PCB-3L	*44*		*15 - 150*	*09/08/14 14:58*	*09/15/14 18:59*	*1*
PCB-4L	*50*		*25 - 150*	*09/08/14 14:58*	*09/15/14 18:59*	*1*
PCB-15L	*66*		*25 - 150*	*09/08/14 14:58*	*09/15/14 18:59*	*1*
PCB-19L	*60*		*25 - 150*	*09/08/14 14:58*	*09/15/14 18:59*	*1*
PCB-37L	*67*		*25 - 150*	*09/08/14 14:58*	*09/15/14 18:59*	*1*
PCB-54L	*54*		*25 - 150*	*09/08/14 14:58*	*09/15/14 18:59*	*1*
PCB-77L	*91*		*25 - 150*	*09/08/14 14:58*	*09/15/14 18:59*	*1*
PCB-81L	*88*		*25 - 150*	*09/08/14 14:58*	*09/15/14 18:59*	*1*
PCB-104L	*60*		*25 - 150*	*09/08/14 14:58*	*09/15/14 18:59*	*1*
PCB-105L	*89*		*25 - 150*	*09/08/14 14:58*	*09/15/14 18:59*	*1*
PCB-114L	*91*		*25 - 150*	*09/08/14 14:58*	*09/15/14 18:59*	*1*
PCB-118L	*91*		*25 - 150*	*09/08/14 14:58*	*09/15/14 18:59*	*1*
PCB-123L	*90*		*25 - 150*	*09/08/14 14:58*	*09/15/14 18:59*	*1*
PCB-126L	*83*		*25 - 150*	*09/08/14 14:58*	*09/15/14 18:59*	*1*
PCB-155L	*77*		*25 - 150*	*09/08/14 14:58*	*09/15/14 18:59*	*1*
PCB-156L/157L	*97*		*25 - 150*	*09/08/14 14:58*	*09/15/14 18:59*	*1*
PCB-167L	*98*		*25 - 150*	*09/08/14 14:58*	*09/15/14 18:59*	*1*
PCB-169L	*83*		*25 - 150*	*09/08/14 14:58*	*09/15/14 18:59*	*1*
PCB-188L	*110*		*25 - 150*	*09/08/14 14:58*	*09/15/14 18:59*	*1*
PCB-189L	*91*		*25 - 150*	*09/08/14 14:58*	*09/15/14 18:59*	*1*
PCB-202L	*113*		*25 - 150*	*09/08/14 14:58*	*09/15/14 18:59*	*1*
PCB-205L	*82*		*25 - 150*	*09/08/14 14:58*	*09/15/14 18:59*	*1*
PCB-206L	*74*		*25 - 150*	*09/08/14 14:58*	*09/15/14 18:59*	*1*
PCB-208L	*96*		*25 - 150*	*09/08/14 14:58*	*09/15/14 18:59*	*1*
PCB-209L	*51*		*25 - 150*	*09/08/14 14:58*	*09/15/14 18:59*	*1*

Client: ENVIRON International Corp.
Project/Site: SMMUSD, 04-33980A

TestAmerica Job ID: 440-82275-3

Client Sample ID: JC-SB-43-0-0.5
Date Collected: 07/02/14 12:12
Date Received: 07/02/14 18:10

Lab Sample ID: 440-82275-58
Matrix: Solid

Surrogate	%Recovery	Qualifier	Limits	Prepared	Analyzed	Dil Fac
PCB-28L	71		30 - 135	09/08/14 14:58	09/15/14 18:59	1
PCB-111L	87		30 - 135	09/08/14 14:58	09/15/14 18:59	1
PCB-178L	99		30 - 135	09/08/14 14:58	09/15/14 18:59	1

Method Summary

Client: ENVIRON International Corp.
Project/Site: SMMUSD, 04-33980A

TestAmerica Job ID: 440-82275-3

Method	Method Description	Protocol	Laboratory
1668A	Chlorinated Biphenyl Congeners (HRGC/HRMS)	EPA	TAL SAC

Protocol References:

EPA = US Environmental Protection Agency

Laboratory References:

TAL SAC = TestAmerica Sacramento, 880 Riverside Parkway, West Sacramento, CA 95605, TEL (916)373-5600

Lab Chronicle

Client: ENVIRON International Corp.
Project/Site: SMMUSD, 04-33980A

TestAmerica Job ID: 440-82275-3

Client Sample ID: JC-SB-11-0-0.5

Lab Sample ID: 440-82275-19

Date Collected: 07/02/14 13:40

Matrix: Solid

Date Received: 07/02/14 18:10

Prep Type	Batch Type	Batch Method	Run	Dil Factor	Initial Amount	Final Amount	Batch Number	Prepared or Analyzed	Analyst	Lab
Total/NA	Prep	HRMS-Sox			10.05 g	20 uL	51796	09/08/14 14:58	GDB	TAL SAC
Total/NA	Analysis	1668A		1	10.05 g	20 uL	52244	09/12/14 22:03	KSS	TAL SAC
Total/NA	Prep	HRMS-Sox	DL		10.05 g	20 uL	51796	09/08/14 14:58	GDB	TAL SAC
Total/NA	Analysis	1668A	DL	5	10.05 g	20 uL	52391	09/15/14 20:14	KSS	TAL SAC

Client Sample ID: JC-SB-13-0-0.5

Lab Sample ID: 440-82275-24

Date Collected: 07/02/14 14:25

Matrix: Solid

Date Received: 07/02/14 18:10

Prep Type	Batch Type	Batch Method	Run	Dil Factor	Initial Amount	Final Amount	Batch Number	Prepared or Analyzed	Analyst	Lab
Total/NA	Prep	HRMS-Sox			10.09 g	20 uL	51796	09/08/14 14:58	GDB	TAL SAC
Total/NA	Analysis	1668A		1	10.09 g	20 uL	52254	09/13/14 07:14	KSS	TAL SAC

Client Sample ID: JC-SB-43-0-0.5

Lab Sample ID: 440-82275-58

Date Collected: 07/02/14 12:12

Matrix: Solid

Date Received: 07/02/14 18:10

Prep Type	Batch Type	Batch Method	Run	Dil Factor	Initial Amount	Final Amount	Batch Number	Prepared or Analyzed	Analyst	Lab
Total/NA	Prep	HRMS-Sox			10.11 g	20 uL	51796	09/08/14 14:58	GDB	TAL SAC
Total/NA	Analysis	1668A		1	10.11 g	20 uL	52391	09/15/14 18:59	KSS	TAL SAC

Laboratory References:

TAL SAC = TestAmerica Sacramento, 880 Riverside Parkway, West Sacramento, CA 95605, TEL (916)373-5600

Method: 1668A - Chlorinated Biphenyl Congeners (HRGC/HRMS)

Lab Sample ID: MB 320-51796/1-A
Matrix: Solid
Analysis Batch: 52244

Client Sample ID: Method Blank
Prep Type: Total/NA
Prep Batch: 51796

Analyte	MB Result	MB Qualifier	RL	EDL	Unit	D	Prepared	Analyzed	Dil Fac
PCB-1	ND		20		pg/g		09/08/14 14:58	09/13/14 00:34	1
PCB-2	ND		20		pg/g		09/08/14 14:58	09/13/14 00:34	1
PCB-3	ND		20		pg/g		09/08/14 14:58	09/13/14 00:34	1
PCB-4	ND		20		pg/g		09/08/14 14:58	09/13/14 00:34	1
PCB-5	ND		20		pg/g		09/08/14 14:58	09/13/14 00:34	1
PCB-6	ND		20		pg/g		09/08/14 14:58	09/13/14 00:34	1
PCB-7	ND		20		pg/g		09/08/14 14:58	09/13/14 00:34	1
PCB-8	ND		20		pg/g		09/08/14 14:58	09/13/14 00:34	1
PCB-9	ND		20		pg/g		09/08/14 14:58	09/13/14 00:34	1
PCB-10	ND		20		pg/g		09/08/14 14:58	09/13/14 00:34	1
PCB-11	ND		20		pg/g		09/08/14 14:58	09/13/14 00:34	1
PCB-12/13	ND		40		pg/g		09/08/14 14:58	09/13/14 00:34	1
PCB-14	ND		20		pg/g		09/08/14 14:58	09/13/14 00:34	1
PCB-15	ND		20		pg/g		09/08/14 14:58	09/13/14 00:34	1
PCB-16	ND		20		pg/g		09/08/14 14:58	09/13/14 00:34	1
PCB-17	ND		20		pg/g		09/08/14 14:58	09/13/14 00:34	1
PCB-18/30	ND		40		pg/g		09/08/14 14:58	09/13/14 00:34	1
PCB-19	ND		20		pg/g		09/08/14 14:58	09/13/14 00:34	1
PCB-20/28	ND		40		pg/g		09/08/14 14:58	09/13/14 00:34	1
PCB-21/33	ND		40		pg/g		09/08/14 14:58	09/13/14 00:34	1
PCB-22	ND		20		pg/g		09/08/14 14:58	09/13/14 00:34	1
PCB-23	ND		20		pg/g		09/08/14 14:58	09/13/14 00:34	1
PCB-24	ND		20		pg/g		09/08/14 14:58	09/13/14 00:34	1
PCB-25	ND		20		pg/g		09/08/14 14:58	09/13/14 00:34	1
PCB-26/29	ND		40		pg/g		09/08/14 14:58	09/13/14 00:34	1
PCB-27	ND		20		pg/g		09/08/14 14:58	09/13/14 00:34	1
PCB-31	ND		20		pg/g		09/08/14 14:58	09/13/14 00:34	1
PCB-32	ND		20		pg/g		09/08/14 14:58	09/13/14 00:34	1
PCB-34	ND		20		pg/g		09/08/14 14:58	09/13/14 00:34	1
PCB-35	ND		20		pg/g		09/08/14 14:58	09/13/14 00:34	1
PCB-36	ND		20		pg/g		09/08/14 14:58	09/13/14 00:34	1
PCB-37	ND		20		pg/g		09/08/14 14:58	09/13/14 00:34	1
PCB-38	ND		20		pg/g		09/08/14 14:58	09/13/14 00:34	1
PCB-39	ND		20		pg/g		09/08/14 14:58	09/13/14 00:34	1
PCB-41	ND		20		pg/g		09/08/14 14:58	09/13/14 00:34	1
PCB-40/71	ND		40		pg/g		09/08/14 14:58	09/13/14 00:34	1
PCB-42	ND		20		pg/g		09/08/14 14:58	09/13/14 00:34	1
PCB-43	ND		20		pg/g		09/08/14 14:58	09/13/14 00:34	1
PCB-44/47/65	ND		60		pg/g		09/08/14 14:58	09/13/14 00:34	1
PCB-45	ND		20		pg/g		09/08/14 14:58	09/13/14 00:34	1
PCB-46	ND		20		pg/g		09/08/14 14:58	09/13/14 00:34	1
PCB-48	ND		20		pg/g		09/08/14 14:58	09/13/14 00:34	1
PCB-49/69	ND		40		pg/g		09/08/14 14:58	09/13/14 00:34	1
PCB-50/53	ND		40		pg/g		09/08/14 14:58	09/13/14 00:34	1
PCB-51	ND		20		pg/g		09/08/14 14:58	09/13/14 00:34	1
PCB-52	ND		20		pg/g		09/08/14 14:58	09/13/14 00:34	1
PCB-54	ND		20		pg/g		09/08/14 14:58	09/13/14 00:34	1
PCB-55	ND		20		pg/g		09/08/14 14:58	09/13/14 00:34	1

Method: 1668A - Chlorinated Biphenyl Congeners (HRGC/HRMS) (Continued)

Lab Sample ID: MB 320-51796/1-A
Matrix: Solid
Analysis Batch: 52244

Client Sample ID: Method Blank
Prep Type: Total/NA
Prep Batch: 51796

Analyte	MB Result	MB Qualifier	RL	EDL	Unit	D	Prepared	Analyzed	Dil Fac
PCB-56	ND		20		pg/g		09/08/14 14:58	09/13/14 00:34	1
PCB-57	ND		20		pg/g		09/08/14 14:58	09/13/14 00:34	1
PCB-58	ND		20		pg/g		09/08/14 14:58	09/13/14 00:34	1
PCB-59/62/75	ND		60		pg/g		09/08/14 14:58	09/13/14 00:34	1
PCB-60	ND		20		pg/g		09/08/14 14:58	09/13/14 00:34	1
PCB-61/70/74/76	ND		80		pg/g		09/08/14 14:58	09/13/14 00:34	1
PCB-63	ND		20		pg/g		09/08/14 14:58	09/13/14 00:34	1
PCB-64	ND		20		pg/g		09/08/14 14:58	09/13/14 00:34	1
PCB-66	ND		20		pg/g		09/08/14 14:58	09/13/14 00:34	1
PCB-67	ND		20		pg/g		09/08/14 14:58	09/13/14 00:34	1
PCB-68	ND		20		pg/g		09/08/14 14:58	09/13/14 00:34	1
PCB-72	ND		20		pg/g		09/08/14 14:58	09/13/14 00:34	1
PCB-73	ND		20		pg/g		09/08/14 14:58	09/13/14 00:34	1
PCB-77	ND		2.0		pg/g		09/08/14 14:58	09/13/14 00:34	1
PCB-78	ND		20		pg/g		09/08/14 14:58	09/13/14 00:34	1
PCB-79	ND		20		pg/g		09/08/14 14:58	09/13/14 00:34	1
PCB-80	ND		20		pg/g		09/08/14 14:58	09/13/14 00:34	1
PCB-81	ND		2.0		pg/g		09/08/14 14:58	09/13/14 00:34	1
PCB-82	ND		20		pg/g		09/08/14 14:58	09/13/14 00:34	1
PCB-83	ND		20		pg/g		09/08/14 14:58	09/13/14 00:34	1
PCB-84	ND		20		pg/g		09/08/14 14:58	09/13/14 00:34	1
PCB-85/116/117	ND		60		pg/g		09/08/14 14:58	09/13/14 00:34	1
PCB-86/87/97/108/119/125	ND		120		pg/g		09/08/14 14:58	09/13/14 00:34	1
PCB-88/91	ND		40		pg/g		09/08/14 14:58	09/13/14 00:34	1
PCB-89	ND		20		pg/g		09/08/14 14:58	09/13/14 00:34	1
PCB-90/101/113	ND		60		pg/g		09/08/14 14:58	09/13/14 00:34	1
PCB-92	ND		20		pg/g		09/08/14 14:58	09/13/14 00:34	1
PCB-93/100	ND		40		pg/g		09/08/14 14:58	09/13/14 00:34	1
PCB-94	ND		20		pg/g		09/08/14 14:58	09/13/14 00:34	1
PCB-95	ND		20		pg/g		09/08/14 14:58	09/13/14 00:34	1
PCB-96	ND		20		pg/g		09/08/14 14:58	09/13/14 00:34	1
PCB-98/102	ND		40		pg/g		09/08/14 14:58	09/13/14 00:34	1
PCB-99	ND		20		pg/g		09/08/14 14:58	09/13/14 00:34	1
PCB-103	ND		20		pg/g		09/08/14 14:58	09/13/14 00:34	1
PCB-104	ND		20		pg/g		09/08/14 14:58	09/13/14 00:34	1
PCB-105	ND		2.0		pg/g		09/08/14 14:58	09/13/14 00:34	1
PCB-106	ND		20		pg/g		09/08/14 14:58	09/13/14 00:34	1
PCB-107/124	ND		40		pg/g		09/08/14 14:58	09/13/14 00:34	1
PCB-109	ND		20		pg/g		09/08/14 14:58	09/13/14 00:34	1
PCB-110/115	ND		40		pg/g		09/08/14 14:58	09/13/14 00:34	1
PCB-111	ND		20		pg/g		09/08/14 14:58	09/13/14 00:34	1
PCB-112	ND		20		pg/g		09/08/14 14:58	09/13/14 00:34	1
PCB-114	ND		2.0		pg/g		09/08/14 14:58	09/13/14 00:34	1
PCB-118	ND		2.0		pg/g		09/08/14 14:58	09/13/14 00:34	1
PCB-120	ND		20		pg/g		09/08/14 14:58	09/13/14 00:34	1
PCB-121	ND		20		pg/g		09/08/14 14:58	09/13/14 00:34	1
PCB-122	ND		20		pg/g		09/08/14 14:58	09/13/14 00:34	1
PCB-123	ND		2.0		pg/g		09/08/14 14:58	09/13/14 00:34	1

Method: 1668A - Chlorinated Biphenyl Congeners (HRGC/HRMS) (Continued)

Lab Sample ID: MB 320-51796/1-A
Matrix: Solid
Analysis Batch: 52244

Client Sample ID: Method Blank
Prep Type: Total/NA
Prep Batch: 51796

Analyte	MB Result	MB Qualifier	RL	EDL	Unit	D	Prepared	Analyzed	Dil Fac
PCB-126	ND		2.0		pg/g		09/08/14 14:58	09/13/14 00:34	1
PCB-127	ND		20		pg/g		09/08/14 14:58	09/13/14 00:34	1
PCB-128/166	ND		40		pg/g		09/08/14 14:58	09/13/14 00:34	1
PCB-129/138/163	ND		60		pg/g		09/08/14 14:58	09/13/14 00:34	1
PCB-130	ND		20		pg/g		09/08/14 14:58	09/13/14 00:34	1
PCB-131	ND		20		pg/g		09/08/14 14:58	09/13/14 00:34	1
PCB-132	ND		20		pg/g		09/08/14 14:58	09/13/14 00:34	1
PCB-133	ND		20		pg/g		09/08/14 14:58	09/13/14 00:34	1
PCB-134/143	ND		40		pg/g		09/08/14 14:58	09/13/14 00:34	1
PCB-135/151	ND		40		pg/g		09/08/14 14:58	09/13/14 00:34	1
PCB-136	ND		20		pg/g		09/08/14 14:58	09/13/14 00:34	1
PCB-137	ND		20		pg/g		09/08/14 14:58	09/13/14 00:34	1
PCB-139/140	ND		40		pg/g		09/08/14 14:58	09/13/14 00:34	1
PCB-141	ND		20		pg/g		09/08/14 14:58	09/13/14 00:34	1
PCB-142	ND		20		pg/g		09/08/14 14:58	09/13/14 00:34	1
PCB-144	ND		20		pg/g		09/08/14 14:58	09/13/14 00:34	1
PCB-145	ND		20		pg/g		09/08/14 14:58	09/13/14 00:34	1
PCB-146	ND		20		pg/g		09/08/14 14:58	09/13/14 00:34	1
PCB-147/149	ND		40		pg/g		09/08/14 14:58	09/13/14 00:34	1
PCB-148	ND		20		pg/g		09/08/14 14:58	09/13/14 00:34	1
PCB-150	ND		20		pg/g		09/08/14 14:58	09/13/14 00:34	1
PCB-152	ND		20		pg/g		09/08/14 14:58	09/13/14 00:34	1
PCB-153/168	ND		40		pg/g		09/08/14 14:58	09/13/14 00:34	1
PCB-154	ND		20		pg/g		09/08/14 14:58	09/13/14 00:34	1
PCB-155	ND		20		pg/g		09/08/14 14:58	09/13/14 00:34	1
PCB-156/157	ND		4.0		pg/g		09/08/14 14:58	09/13/14 00:34	1
PCB-158	ND		20		pg/g		09/08/14 14:58	09/13/14 00:34	1
PCB-159	ND		20		pg/g		09/08/14 14:58	09/13/14 00:34	1
PCB-160	ND		20		pg/g		09/08/14 14:58	09/13/14 00:34	1
PCB-161	ND		20		pg/g		09/08/14 14:58	09/13/14 00:34	1
PCB-162	ND		20		pg/g		09/08/14 14:58	09/13/14 00:34	1
PCB-164	ND		20		pg/g		09/08/14 14:58	09/13/14 00:34	1
PCB-165	ND		20		pg/g		09/08/14 14:58	09/13/14 00:34	1
PCB-167	ND		2.0		pg/g		09/08/14 14:58	09/13/14 00:34	1
PCB-169	ND		2.0		pg/g		09/08/14 14:58	09/13/14 00:34	1
PCB-170	ND		20		pg/g		09/08/14 14:58	09/13/14 00:34	1
PCB-171/173	ND		40		pg/g		09/08/14 14:58	09/13/14 00:34	1
PCB-172	ND		20		pg/g		09/08/14 14:58	09/13/14 00:34	1
PCB-174	ND		20		pg/g		09/08/14 14:58	09/13/14 00:34	1
PCB-175	ND		20		pg/g		09/08/14 14:58	09/13/14 00:34	1
PCB-176	ND		20		pg/g		09/08/14 14:58	09/13/14 00:34	1
PCB-177	ND		20		pg/g		09/08/14 14:58	09/13/14 00:34	1
PCB-178	ND		20		pg/g		09/08/14 14:58	09/13/14 00:34	1
PCB-179	ND		20		pg/g		09/08/14 14:58	09/13/14 00:34	1
PCB-180/193	ND		40		pg/g		09/08/14 14:58	09/13/14 00:34	1
PCB-181	ND		20		pg/g		09/08/14 14:58	09/13/14 00:34	1
PCB-182	ND		20		pg/g		09/08/14 14:58	09/13/14 00:34	1
PCB-183	ND		20		pg/g		09/08/14 14:58	09/13/14 00:34	1

Method: 1668A - Chlorinated Biphenyl Congeners (HRGC/HRMS) (Continued)

Lab Sample ID: MB 320-51796/1-A
Matrix: Solid
Analysis Batch: 52244

Client Sample ID: Method Blank
Prep Type: Total/NA
Prep Batch: 51796

Analyte	MB Result	MB Qualifier	RL	EDL	Unit	D	Prepared	Analyzed	Dil Fac
PCB-184	ND		20		pg/g		09/08/14 14:58	09/13/14 00:34	1
PCB-185	ND		20		pg/g		09/08/14 14:58	09/13/14 00:34	1
PCB-186	ND		20		pg/g		09/08/14 14:58	09/13/14 00:34	1
PCB-187	ND		20		pg/g		09/08/14 14:58	09/13/14 00:34	1
PCB-188	ND		20		pg/g		09/08/14 14:58	09/13/14 00:34	1
PCB-189	ND		2.0		pg/g		09/08/14 14:58	09/13/14 00:34	1
PCB-190	ND		20		pg/g		09/08/14 14:58	09/13/14 00:34	1
PCB-191	ND		20		pg/g		09/08/14 14:58	09/13/14 00:34	1
PCB-192	ND		20		pg/g		09/08/14 14:58	09/13/14 00:34	1
PCB-194	ND		20		pg/g		09/08/14 14:58	09/13/14 00:34	1
PCB-195	ND		20		pg/g		09/08/14 14:58	09/13/14 00:34	1
PCB-196	ND		20		pg/g		09/08/14 14:58	09/13/14 00:34	1
PCB-197	ND		20		pg/g		09/08/14 14:58	09/13/14 00:34	1
PCB-198/199	ND		40		pg/g		09/08/14 14:58	09/13/14 00:34	1
PCB-200	ND		20		pg/g		09/08/14 14:58	09/13/14 00:34	1
PCB-201	ND		20		pg/g		09/08/14 14:58	09/13/14 00:34	1
PCB-202	ND		20		pg/g		09/08/14 14:58	09/13/14 00:34	1
PCB-203	ND		20		pg/g		09/08/14 14:58	09/13/14 00:34	1
PCB-204	ND		20		pg/g		09/08/14 14:58	09/13/14 00:34	1
PCB-205	ND		20		pg/g		09/08/14 14:58	09/13/14 00:34	1
PCB-206	ND		20		pg/g		09/08/14 14:58	09/13/14 00:34	1
PCB-207	ND		20		pg/g		09/08/14 14:58	09/13/14 00:34	1
PCB-208	ND		20		pg/g		09/08/14 14:58	09/13/14 00:34	1
PCB-209	ND		20		pg/g		09/08/14 14:58	09/13/14 00:34	1

Isotope Dilution	*MB %Recovery*	*MB Qualifier*	*Limits*	*Prepared*	*Analyzed*	*Dil Fac*
PCB-1L	*37*		*15 - 150*	*09/08/14 14:58*	*09/13/14 00:34*	*1*
PCB-3L	*45*		*15 - 150*	*09/08/14 14:58*	*09/13/14 00:34*	*1*
PCB-4L	*51*		*25 - 150*	*09/08/14 14:58*	*09/13/14 00:34*	*1*
PCB-15L	*56*		*25 - 150*	*09/08/14 14:58*	*09/13/14 00:34*	*1*
PCB-19L	*69*		*25 - 150*	*09/08/14 14:58*	*09/13/14 00:34*	*1*
PCB-37L	*52*		*25 - 150*	*09/08/14 14:58*	*09/13/14 00:34*	*1*
PCB-54L	*52*		*25 - 150*	*09/08/14 14:58*	*09/13/14 00:34*	*1*
PCB-77L	*64*		*25 - 150*	*09/08/14 14:58*	*09/13/14 00:34*	*1*
PCB-81L	*61*		*25 - 150*	*09/08/14 14:58*	*09/13/14 00:34*	*1*
PCB-104L	*52*		*25 - 150*	*09/08/14 14:58*	*09/13/14 00:34*	*1*
PCB-105L	*74*		*25 - 150*	*09/08/14 14:58*	*09/13/14 00:34*	*1*
PCB-114L	*69*		*25 - 150*	*09/08/14 14:58*	*09/13/14 00:34*	*1*
PCB-118L	*71*		*25 - 150*	*09/08/14 14:58*	*09/13/14 00:34*	*1*
PCB-123L	*71*		*25 - 150*	*09/08/14 14:58*	*09/13/14 00:34*	*1*
PCB-126L	*73*		*25 - 150*	*09/08/14 14:58*	*09/13/14 00:34*	*1*
PCB-155L	*52*		*25 - 150*	*09/08/14 14:58*	*09/13/14 00:34*	*1*
PCB-156L/157L	*85*		*25 - 150*	*09/08/14 14:58*	*09/13/14 00:34*	*1*
PCB-167L	*83*		*25 - 150*	*09/08/14 14:58*	*09/13/14 00:34*	*1*
PCB-169L	*73*		*25 - 150*	*09/08/14 14:58*	*09/13/14 00:34*	*1*
PCB-188L	*74*		*25 - 150*	*09/08/14 14:58*	*09/13/14 00:34*	*1*
PCB-189L	*81*		*25 - 150*	*09/08/14 14:58*	*09/13/14 00:34*	*1*
PCB-202L	*89*		*25 - 150*	*09/08/14 14:58*	*09/13/14 00:34*	*1*

Method: 1668A - Chlorinated Biphenyl Congeners (HRGC/HRMS) (Continued)

Lab Sample ID: MB 320-51796/1-A
Matrix: Solid
Analysis Batch: 52244

Client Sample ID: Method Blank
Prep Type: Total/NA
Prep Batch: 51796

Isotope Dilution	MB %Recovery	MB Qualifier	Limits	Prepared	Analyzed	Dil Fac
PCB-205L	85		25 - 150	09/08/14 14:58	09/13/14 00:34	1
PCB-206L	79		25 - 150	09/08/14 14:58	09/13/14 00:34	1
PCB-208L	80		25 - 150	09/08/14 14:58	09/13/14 00:34	1
PCB-209L	54		25 - 150	09/08/14 14:58	09/13/14 00:34	1

Surrogate	MB %Recovery	MB Qualifier	Limits	Prepared	Analyzed	Dil Fac
PCB-28L	50		30 - 135	09/08/14 14:58	09/13/14 00:34	1
PCB-111L	64		30 - 135	09/08/14 14:58	09/13/14 00:34	1
PCB-178L	85		30 - 135	09/08/14 14:58	09/13/14 00:34	1

Lab Sample ID: LCS 320-51796/2-A
Matrix: Solid
Analysis Batch: 52244

Client Sample ID: Lab Control Sample
Prep Type: Total/NA
Prep Batch: 51796

Analyte	Spike Added	LCS Result	LCS Qualifier	Unit	D	%Rec	%Rec. Limits
PCB-1	200	207		pg/g		104	50 - 150
PCB-3	200	204		pg/g		102	50 - 150
PCB-4	200	193		pg/g		96	50 - 150
PCB-15	200	203		pg/g		101	50 - 150
PCB-19	200	175		pg/g		88	50 - 150
PCB-37	200	215		pg/g		108	50 - 150
PCB-54	200	195		pg/g		98	50 - 150
PCB-77	200	203		pg/g		101	50 - 150
PCB-81	200	200		pg/g		100	50 - 150
PCB-104	200	206		pg/g		103	50 - 150
PCB-105	200	210		pg/g		105	50 - 150
PCB-114	200	203		pg/g		102	50 - 150
PCB-118	200	213		pg/g		106	50 - 150
PCB-123	200	204		pg/g		102	50 - 150
PCB-126	200	205		pg/g		103	50 - 150
PCB-155	200	222		pg/g		111	50 - 150
PCB-156/157	400	407		pg/g		102	50 - 150
PCB-167	200	202		pg/g		101	50 - 150
PCB-169	200	211		pg/g		106	50 - 150
PCB-188	200	194		pg/g		97	50 - 150
PCB-189	200	200		pg/g		100	50 - 150
PCB-202	200	197		pg/g		98	50 - 150
PCB-205	200	192		pg/g		96	50 - 150
PCB-206	200	203		pg/g		101	50 - 150
PCB-208	200	196		pg/g		98	50 - 150
PCB-209	200	197		pg/g		99	50 - 150

Isotope Dilution	LCS %Recovery	LCS Qualifier	Limits
PCB-1L	38		15 - 140
PCB-3L	48		15 - 140
PCB-4L	53		30 - 140
PCB-15L	61		30 - 140
PCB-19L	74		30 - 140

Method: 1668A - Chlorinated Biphenyl Congeners (HRGC/HRMS) (Continued)

Lab Sample ID: LCS 320-51796/2-A
Matrix: Solid
Analysis Batch: 52244

Client Sample ID: Lab Control Sample
Prep Type: Total/NA
Prep Batch: 51796

Isotope Dilution	LCS %Recovery	LCS Qualifier	Limits
PCB-37L	47		30 - 140
PCB-54L	52		30 - 140
PCB-77L	64		30 - 140
PCB-81L	61		30 - 140
PCB-104L	46		30 - 140
PCB-105L	69		30 - 140
PCB-114L	66		30 - 140
PCB-118L	67		30 - 140
PCB-123L	66		30 - 140
PCB-126L	70		30 - 140
PCB-155L	53		30 - 140
PCB-156L/157L	85		30 - 140
PCB-167L	83		30 - 140
PCB-169L	77		30 - 140
PCB-188L	75		30 - 140
PCB-189L	81		30 - 140
PCB-202L	89		30 - 140
PCB-205L	83		30 - 140
PCB-206L	81		30 - 140
PCB-208L	90		30 - 140
PCB-209L	64		30 - 140

Surrogate	LCS %Recovery	LCS Qualifier	Limits
PCB-28L	52		30 - 135
PCB-111L	59		30 - 135
PCB-178L	84		30 - 135

Specialty Organics

Prep Batch: 51796

Lab Sample ID	Client Sample ID	Prep Type	Matrix	Method	Prep Batch
440-82275-19 - DL	JC-SB-11-0-0.5	Total/NA	Solid	HRMS-Sox	
440-82275-19	JC-SB-11-0-0.5	Total/NA	Solid	HRMS-Sox	
440-82275-24	JC-SB-13-0-0.5	Total/NA	Solid	HRMS-Sox	
440-82275-58	JC-SB-43-0-0.5	Total/NA	Solid	HRMS-Sox	
LCS 320-51796/2-A	Lab Control Sample	Total/NA	Solid	HRMS-Sox	
MB 320-51796/1-A	Method Blank	Total/NA	Solid	HRMS-Sox	

Analysis Batch: 52244

Lab Sample ID	Client Sample ID	Prep Type	Matrix	Method	Prep Batch
440-82275-19	JC-SB-11-0-0.5	Total/NA	Solid	1668A	51796
LCS 320-51796/2-A	Lab Control Sample	Total/NA	Solid	1668A	51796
MB 320-51796/1-A	Method Blank	Total/NA	Solid	1668A	51796

Analysis Batch: 52254

Lab Sample ID	Client Sample ID	Prep Type	Matrix	Method	Prep Batch
440-82275-24	JC-SB-13-0-0.5	Total/NA	Solid	1668A	51796

Analysis Batch: 52391

Lab Sample ID	Client Sample ID	Prep Type	Matrix	Method	Prep Batch
440-82275-19 - DL	JC-SB-11-0-0.5	Total/NA	Solid	1668A	51796
440-82275-58	JC-SB-43-0-0.5	Total/NA	Solid	1668A	51796

Qualifiers

Dioxin

Qualifier	Qualifier Description
G	The reported quantitation limit has been raised due to an exhibited elevated noise or matrix interference
E	Result exceeded calibration range.
q	The reported result is the estimated maximum possible concentration of this analyte, quantitated using the theoretical ion ratio. The measured ion ratio does not meet qualitative identification criteria and indicates a possible interference.

Glossary

Abbreviation	These commonly used abbreviations may or may not be present in this report.
¤	Listed under the "D" column to designate that the result is reported on a dry weight basis
%R	Percent Recovery
CFL	Contains Free Liquid
CNF	Contains no Free Liquid
DER	Duplicate error ratio (normalized absolute difference)
Dil Fac	Dilution Factor
DL, RA, RE, IN	Indicates a Dilution, Re-analysis, Re-extraction, or additional Initial metals/anion analysis of the sample
DLC	Decision level concentration
MDA	Minimum detectable activity
EDL	Estimated Detection Limit
MDC	Minimum detectable concentration
MDL	Method Detection Limit
ML	Minimum Level (Dioxin)
NC	Not Calculated
ND	Not detected at the reporting limit (or MDL or EDL if shown)
PQL	Practical Quantitation Limit
QC	Quality Control
RER	Relative error ratio
RL	Reporting Limit or Requested Limit (Radiochemistry)
RPD	Relative Percent Difference, a measure of the relative difference between two points
TEF	Toxicity Equivalent Factor (Dioxin)
TEQ	Toxicity Equivalent Quotient (Dioxin)

Certification Summary

Client: ENVIRON International Corp.
Project/Site: SMMUSD, 04-33980A

TestAmerica Job ID: 440-82275-3

Laboratory: TestAmerica Irvine

All certifications held by this laboratory are listed. Not all certifications are applicable to this report.

Authority	Program	EPA Region	Certification ID	Expiration Date
Alaska	State Program	10	CA01531	06-30-15
Arizona	State Program	9	AZ0671	10-13-14 *
California	LA Cty Sanitation Districts	9	10256	01-31-15
California	State Program	9	2706	06-30-16
Guam	State Program	9	Cert. No. 12.002r	01-23-15
Hawaii	State Program	9	N/A	01-29-15 *
Nevada	State Program	9	CA015312007A	07-31-15
New Mexico	State Program	6	N/A	01-29-15
Northern Mariana Islands	State Program	9	MP0002	01-29-15
Oregon	NELAP	10	4005	01-29-15
USDA	Federal		P330-09-00080	06-06-15
USEPA UCMR	Federal	1	CA01531	01-31-15

Laboratory: TestAmerica Sacramento

All certifications held by this laboratory are listed. Not all certifications are applicable to this report.

Authority	Program	EPA Region	Certification ID	Expiration Date
A2LA	DoD ELAP		2928-01	01-31-16
Alaska (UST)	State Program	10	UST-055	12-18-13 *
Arizona	State Program	9	AZ0708	08-11-15
Arkansas DEQ	State Program	6	88-0691	06-17-15
California	State Program	9	2897	01-31-15
Colorado	State Program	8	N/A	08-31-15
Connecticut	State Program	1	PH-0691	06-30-15
Florida	NELAP	4	E87570	06-30-15
Hawaii	State Program	9	N/A	01-29-15
Illinois	NELAP	5	200060	03-17-15
Kansas	NELAP	7	E-10375	10-31-14
Louisiana	NELAP	6	30612	06-30-15
Michigan	State Program	5	9947	01-31-15
Nebraska	State Program	7	NE-OS-22-13	01-29-15
Nevada	State Program	9	CA44	07-31-15
New Jersey	NELAP	2	CA005	06-30-15
New York	NELAP	2	11666	04-01-15
Oregon	NELAP	10	CA200005	01-29-15
Oregon	NELAP Secondary AB	10	E87570	06-30-15
Pennsylvania	NELAP	3	9947	03-31-15
Texas	NELAP	6	T104704399-08-TX	05-31-15
US Fish & Wildlife	Federal		LE148388-0	12-31-14
USDA	Federal		P330-11-00436	12-30-14
USEPA UCMR	Federal	1	CA00044	11-06-16
Utah	NELAP	8	QUAN1	02-28-15
Washington	State Program	10	C581	05-05-15
West Virginia (DW)	State Program	3	9930C	12-31-14
Wyoming	State Program	8	8TMS-Q	01-29-15

* Certification renewal pending - certification considered valid.

TestAmerica Irvine
17461 Derian Ave Suite 100
Irvine, CA 92614-5817
Phone (949) 261-1022 Fax (949) 260-3297

Chain of Custody Record

TestAmerica
THE LEADER IN ENVIRONMENTAL TESTING

Client Information (Sub Contract Lab)	Sampler:	Lab PM: Mata, Patty	Carrier Tracking No(s):	COC No: 440-51549.1
Client Contact: Shipping/Receiving	Phone:	E-Mail: patty mata@testamericainc com		Page: Page 1 of 1
Company: TestAmerica Laboratories, Inc				Job #: 440-82275-3
Address: 880 Riverside Parkway,	Due Date Requested: 9/24/2014			
City: West Sacramento	TAT Requested (days):			
State, Zip: CA, 95605				
Phone: 916-373-5600(Tel) 916-372-1059(Fax)	PO #			
Email	WO #			
Project Name: SMMUSD, 04-33980A	Project #: 44010851			
Site	SSOW#			

Analysis Requested

Preservation Codes:

A - HCL	M - Hexane
B - NaOH	N - None
C - Zn Acetate	O - AsNaO2
D - Nitric Acid	P - Na2O4S
E - NaHSO4	Q - Na2SO3
F - MeOH	R - Na2S2SO3
G - Amchlor	S - H2SO4
H - Ascorbic Acid	T - TSP Dodecahydrate
I - Ice	U - Acetone
J - DI Water	V - MCAA
K - EDTA	W - ph 4-5
L - EDA	Z - other (specify)

Other:

Sample Identification - Client ID (Lab ID)	Sample Date	Sample Time	Sample Type (C=comp, G=grab)	Matrix (W=water, S=solid, O=waste/oil, BT=Tissue, A=Air)	Field Filtered Sample (Yes or No)	Perform MS/MSD (Yes or No)	1668A/HRMS_Sox_P Full List (209)	Total Number of containers	Special Instructions/Note:
			Preservation Code:						
JC-SB-11-0-0 5 (440-82275-19)	7/2/14	13:40 Pacific		Solid			X	1	
JC-SB-13-0-0.5 (440-82275-24)	7/2/14	14 25 Pacific		Solid			X	1	
JC-SB-43-0-0 5 (440-82275-58)	7/2/14	12:12 Pacific		Solid			X	1	

440-82275 Chain of Custody

Possible Hazard Identification
Unconfirmed

Sample Disposal (A fee may be assessed if samples are retained longer than 1 month)
☐ *Return To Client* ☐ *Disposal By Lab* ☐ *Archive For* _____ *Months*

Deliverable Requested: I, II, III, IV, Other (specify)

Special Instructions/QC Requirements:

Empty Kit Relinquished by	Date	Time.	Method of Shipment

Relinquished by	Date/Time	Company	Received by	Date/Time	Company
Vu Bank	9/3/14 17:00	TAI	FedEx	9/3/14 17:00	
			Stephanie Edwards	9/4/14 9:05	TA-WS

Custody Seals Intact. Δ Yes Δ No	Custody Seal No.: Seal	Cooler Temperature(s) °C and Other Remarks: 0.6°C

9/24/2014

ENVIRON CHAIN-of-CUSTODY

№ 10072

PAGE 1 of 5

☐ 18100 Von Karman Ave., Suite 600, Irvine, CA 92612, (949) 261-5151, (949) 261-6202 (fax)
☐ 707 Wilshire Blvd., Suite 4950, Los Angeles, Calif. 90017, (213) 943-6300, (213) 943-6301 (fax)
☐ 1702 E Highland Avenue, Suite 412, Phoenix, AZ 85016, (602) 734-7700, (602) 734-7701 (fax)

PROJECT NAME / FACILITY ID: SMMUSD

PROJECT NUMBER: 04-33980A DATE: 7/2/14

PROJECT LOCATION: Malibu, CA

IS THIS A UST PROJECT OR IS EDF REQUIRED? Y N IF YES, GLOBAL ID #:

MSA#: WO#:

FIELD PERSON: K. Sutherland / A. Caron

PROJECT MANAGER: S. Dergham

LABORATORY: Test America

SAMPLER: Kevin Sutherland

SIGNATURE:

SAMPLE I.D. NUMBER	SAMPLE DATE (YEAR 2014)	SAMPLE TIME	SAMPLE DEPTH (ft)	AIR SAMPLE VOLUME (L)	MATRIX (A) AIR (S) SOIL (G) GAS (W) WATER	NUMBER OF CONTAINERS	FILTERED/UNFILTERED (F/U)	PRESERVATION (SEE KEY)	ANALYSIS REQUIRED: Pesticides by 8141 and 8081	Herbicides by 8151	Metals by 6010/7000	Lead by 6010	PCBs by 8082A	MS/MSD					COMMENTS
JC-SB-1-0.5-1	7/2	0844	0.5-1		S	1	U	NO	X	X	X								Email results to:
JC-SB-2-0.5-1		0854	0.5-1			1			X	X	X								sdergham@environcorp.com
JC-SB-3-0-0.5		0908	0-0.5			1			X	X	X								acaron@environcorp.com
JC-SB-3-1.5-2		0920	1.5-2			1			X	X	X								
JC-SB-4-0-0.5		0931	0-0.5			1			X	X	X								
JC-SB-4-0-0.5-FD		0952	0-0.5			1			X	X	X								
JC-SB-4-1.5-2		0948	1.5-2			2			X	X	X			X					
JC-SB-5-0-0.5		1216	0-0.5			1			X	X	X								
JC-SB-5-1.5-2		1217	1.5-2			1			X	X	X								
JC-SB-6-0-0.5		1027	0-0.5			1			X	X	X								
JC-SB-6-1.5-2		1635	1.5-2			1			X	X	X								
JC-SB-7-0-0.5		1055	0-0.5			1			X	X	X								
JC-SB-7-1.5-2	↓	1101	1.5-2		↓	1	↓	↓	X	X	X								
TOTAL	X	X	X																

440-82275 Chain of Custody

S = H_2SO_4; U = UNKNOWN; NO = NONE; O = OTHER
N = HNO_3; H = HCL;

RELINQUISHED BY:	TIME/DATE:	RECEIVED BY:	TIME/DATE:
	1515 7/2/14	(COMPANY): JCS	1515 7/2/14
RELINQUISHED BY:	TIME/DATE:	RECEIVED BY: Ronald King	TIME/DATE:
	1810 7/2/14	(COMPANY): TAI	1810 7.2.14
RELINQUISHED BY:	TIME/DATE:	RECEIVED BY:	TIME/DATE:
		(COMPANY):	

TURNAROUND TIME (CIRCLE ONE): SAME DAY, 24 HOURS, 48 HOURS, 72 HOURS, 5 DAYS, NORMAL

SAMPLE INTEGRITY 5.9/5.7

INTACT: Y N Temp 23.1/22.9

IF SEALED, SEAL INTEGRITY

INTACT: Y N RIC 7-2-14

FILE: LOG FORMS\Chain_of_Custody

ENVIRON — CHAIN-of-CUSTODY

№ 10075

☐ 18100 Von Karman Ave., Suite 600, Irvine, CA 92612, (949) 261-5151, (949) 261-6202 (fax)
☐ 707 Wilshire Blvd., Suite 4950, Los Angeles, Calif. 90017, (213) 943-6300, (213) 943-6301 (fax)
☐ 1702 E Highland Avenue, Suite 412, Phoenix, AZ 85016, (602) 734-7700, (602) 734-7701 (fax)

PROJECT NAME / FACILITY ID: SMMUSD
PROJECT NUMBER: 04-33980A
DATE: 7/2/14
PROJECT LOCATION: Malibu, CA
IS THIS A UST PROJECT OR IS EDF REQUIRED? Y N IF YES, GLOBAL ID #:

MSA#: WO#:
FIELD PERSON: K. Sutherland / A. Caron
PROJECT MANAGER: S. Deraghan
LABORATORY: Test America

SAMPLER: Kevin Sutherland
SIGNATURE:

SAMPLE I.D. NUMBER	YEAR 2014 SAMPLE DATE	SAMPLE TIME	SAMPLE DEPTH (ft)	AIR SAMPLE VOLUME (L)	MATRIX (A) AIR (S) SOIL (G) GAS (W) WATER	NUMBER OF CONTAINERS	FILTERED / UNFILTERED (F/U)	PRESERVATION (SEE KEY)	ANALYSIS REQUIRED: Pesticides by 8141 and Herbicides by 8151	Metals by 6010/7000 Lead by 6010	PCBs by 8082A	MS/MSD	COMMENTS
JC-SB-8-0.5-1	7/2	1228	0.5-1		S	1	U	NO	X X X				see pg 1
JC-SB-9-0-0.5		1247	0-0.5			1			X X	X	X		
JC-SB-9-1.5-2		1322	1.5-2			1			X X	X	X		
JC-SB-10-0-0.5		1317	0-0.5			1			X X	X	X		
JC-SB-10-1.5-2		1330	1.5-2			1			X X	X	X		
JC-SB-11-0-0.5		1340	0-0.5			1			X X	X	X		
JC-SB-11-1.5-2		1350	1.5-2			1			X X	X	X		
JC-SB-12-0-0.5		1358	0-0.5			2			X X	X	X	X	
JC-SB-12-1.5-2		1404	1.5-2			1			X X	X	X		
JC-SB-12-1.5-2-FD		1420	1.5-2			1			X X	X	X		
JC-SB-13-0-0.5		1425	0-0.5			1			X X	X	X		
JC-SB-13-1.5-2		1430	1.5-2			1		✓	X X	X	X		
TOTAL	X	X	X										

RELINQUISHED BY:	TIME/DATE:	RECEIVED BY:	TIME/DATE:
	1515 7/2/14	(COMPANY):	1515 7/12/14
RELINQUISHED BY:	TIME/DATE:	RECEIVED BY:	TIME/DATE:
	1810 7/2/14	(COMPANY): TAL	1810 7.2.14
RELINQUISHED BY:	TIME/DATE:	RECEIVED BY:	TIME/DATE:
		(COMPANY):	

TURNAROUND TIME (CIRCLE ONE): SAME DAY / 24 HOURS / 48 HOURS / 72 HOURS / 5 DAYS / NORMAL

SAMPLE INTEGRITY 5.9 / 5.7
INTACT: Y N Temp 23.1 / 22.9

IF SEALED, SEAL INTEGRITY
INTACT: Y N RK 7-2-14

(5-11)

H = HCL; N = HNO_3; S = H_2SO_4; U = UNKNOWN; NO = NONE; O = OTHER

FILE: LOG FORMS\Chain_of_Custody

9/24/2014

ENVIRON — CHAIN-of-CUSTODY

№ 10074

☒ 18100 Von Karman Ave., Suite 600, Irvine, CA 92612, (949) 261-5151, (949) 261-6202 (fax)
☐ 707 Wilshire Blvd., Suite 4950, Los Angeles, Calif. 90017, (213) 943-6300, (213) 943-6301 (fax)
☐ 1702 E Highland Avenue, Suite 412, Phoenix, AZ 85016, (602) 734-7700, (602) 734-7701 (fax)

MSA#: _____ WO#: _____

PROJECT NAME / FACILITY ID: SMMUSD

PROJECT NUMBER: 04-33980A DATE: 7/2/14

PROJECT LOCATION: Malibu, CA

FIELD PERSON: A. Caron / K. Sutherland

PROJECT MANAGER: Safaa Dergham

LABORATORY: TestAmerica

IS THIS A UST PROJECT OR IS EDF REQUIRED? Y N IF YES, GLOBAL ID #: _____

SAMPLER: Amy Caron

SIGNATURE:

SAMPLE I.D. NUMBER	YEAR 2014 / SAMPLE DATE	SAMPLE TIME	SAMPLE DEPTH (ft)	AIR SAMPLE VOLUME (L)	MATRIX (A) AIR (S) SOIL (G) GAS (W) WATER	NUMBER OF CONTAINERS	FILTERED/UNFILTERED (F/U)	PRESERVATION (SEE KEY)	ANALYSIS REQUIRED: Pesticides 8141 and 8081	Herbicides 8151	Metals 6010 / 7000	Lead 6010	PCBs 8082A	MS/MSD					COMMENTS
JC-SB-14-0-0.5	7/2	0918	0-0.5'	/	S	1	U	NO	X	X		X	X						
JC-SB-14-1.5-2		0923	1.5-2'	/		1			X	X		X	X						email results to:
JC-SB-15-0-0.5		0926	0-0.5'	/		1			X	X		X	X						sdergham@environcorp.com
JC-SB-15-0-0.5-FD		0941	0-0.5'	/		1			X	X		X	X						acaron@ " "
JC-SB-15-1.5-2		0938	1.5-2'	/		1			X	X		X	X						
JC-SB-16-0-0.5		0952	0-0.5'	/		1			X	X		X	X						
JC-SB-16-1.5-2		1001	1.5-2'	/		1			X	X		X	X						
JC-SB-17-0-0.5		1018	0-0.5'	/		1			X	X		X	X						
JC-SB-17-1.5-2		1027	1.5-2'	/		1			X	X		X	X						
MS/MSD JC-SB-18-0-0.5		1035	0-0.5'	/		2			X	X		X	X	X					
JC-SB-18-1.5-2		1041	1.5-2'	/		1			X	X		X	X						
JC-SB-19-0-0.5		1048	0-0.5'	/		1			X	X		X	X						
JC-SB-19-1.5-2	↓	1049	1.5-2'	/	↓	1	↓	↓	X	X		X	X						
TOTAL	X	X	X			14													

RELINQUISHED BY:	TIME/DATE:	RECEIVED BY:	TIME/DATE:
	1515 7/2/14	(COMPANY):	1515 7/2/14
RELINQUISHED BY:	TIME/DATE:	RECEIVED BY: Ronald Ky	TIME/DATE:
	1810 7/2/14	(COMPANY): TAL	1810 7.2.14
RELINQUISHED BY:	TIME/DATE:	RECEIVED BY:	TIME/DATE:
		(COMPANY):	

TURNAROUND TIME (CIRCLE ONE): SAME DAY / 24 HOURS / 48 HOURS / 72 HOURS / 5 DAYS / NORMAL

SAMPLE INTEGRITY 5.9 / 5.7 INTACT: Y N Temp 2.3° 2.2.9

IF SEALED, SEAL INTEGRITY INTACT: X N 7.2.14

H = HCL; N = HNO_3; S = H_2SO_4; U = UNKNOWN; NO = NONE; O = OTHER

FILE: LOG FORMS\Chain_of_Custody

Page 33 of 40

9/24/2014

ENVIRON — CHAIN-of-CUSTODY

№ 10073

☒ 18100 Von Karman Ave., Suite 600, Irvine, CA 92612, (949) 261-5151, (949) 261-6202 (fax)
☐ 707 Wilshire Blvd., Suite 4950, Los Angeles, Calif. 90017, (213) 943-6300, (213) 943-6301 (fax)
☐ 1702 E Highland Avenue, Suite 412, Phoenix, AZ 85016, (602) 734-7700, (602) 734-7701 (fax)

MSA#: _____ WO#: _____

PROJECT NAME / FACILITY ID: SMMUSD

FIELD PERSON: A. Caron / K. Sutherland

PROJECT NUMBER: 04-33980A DATE: 7/2/14

PROJECT MANAGER: Safaa Dergham

PROJECT LOCATION: Malibu, CA

LABORATORY: TestAmerica

IS THIS A UST PROJECT OR IS EDF REQUIRED? Y N IF YES, GLOBAL ID #: _____

SAMPLER: Amy Caron

SIGNATURE:

SAMPLE I.D. NUMBER	YEAR 2014 SAMPLE DATE	SAMPLE TIME	SAMPLE DEPTH (ft)	AIR SAMPLE VOLUME (L)	MATRIX (A) AIR (S) SOIL (G) GAS (W) WATER	NUMBER OF CONTAINERS	FILTERED/UNFILTERED (F/U)	PRESERVATION (SEE KEY)	ANALYSIS REQUIRED: Pesticides 8141 and 8081 Herbicides 8151	Metals 6010/7000 Lead 6010	PCBs 8082A	MS/MSD	COMMENTS
JC-SB-20-0-0.5	7/2	1236	0-0.5'		S	~~2~~ 1	U	NO	X	X	X	AC	
JC-SB-20-1.5-2		1240	1.5-2'			1			X	X	X		see pg. 1
~~JC-SB-20-1.5-2 FD~~			1.5-2'						X	X		AC	
JC-SB-21-0-0.5		1253	0-0.5'						X	X	X		
JC-SB-21-1.5-2		1258	1.5-2'						X	X	X		
JC-SB-22-0-0.5		1302	0-0.5'						X	X	X		
JC-SB-22-1.5-2		1307	1.5-2'						X	X	X		
JC-SB-23-0-0.5		1314	0-0.5'						X	X	X		
JC-SB-23-1.5-2		1324	1.5-2'			2			X	X	X	X	
JC-SB-24-0-0.5		1331	0-0.5'			1			X	X	X		
JC-SB-24-1.5-2		1340	1.5-2'						X	X	X		
JC-SB-25-0-0.5		1342	0-0.5'						X	X	X		
JC-SB-25-1.5-2	↓	1352	1.5-2'		↓	↓	↓	↓	X	X	X		
TOTAL	X	X	X			14							

RELINQUISHED BY:	TIME/DATE: 1515 7/2/14	RECEIVED BY: (COMPANY): DCS	TIME/DATE: 1515 7/2/14
RELINQUISHED BY:	TIME/DATE: 1810 7/2/14	RECEIVED BY: Ronald K (COMPANY): TAL 18100	TIME/DATE: 7.2.14
RELINQUISHED BY:	TIME/DATE:	RECEIVED BY: (COMPANY):	TIME/DATE:

TURNAROUND TIME (CIRCLE ONE): SAME DAY, 24 HOURS, 48 HOURS, 72 HOURS, 5 DAYS, NORMAL

SAMPLE INTEGRITY — INTACT: Y N — Temp 5.9/5.7 3.1/22.9

IF SEALED, SEAL INTEGRITY — INTACT: Y N

H = HCl; N = HNO_3; S = H_2SO_4; U = UNKNOWN; NO = NONE; O = OTHER

FILE: LOG FORMS\Chain_of_Custody

9/24/2014

ENVIRON — CHAIN-of-CUSTODY

№ 09864

☒ 18100 Von Karman Ave., Suite 600, Irvine, CA 92612, (949) 261-5151, (949) 261-6202 (fax)
☐ 707 Wilshire Blvd., Suite 4950, Los Angeles, Calif. 90017, (213) 943-6300, (213) 943-6301 (fax)
☐ 1702 E Highland Avenue, Suite 412, Phoenix, AZ 85016, (602) 734-7700, (602) 734-7701 (fax)

MSA#: _____ WO#: _____

PROJECT NAME / FACILITY ID: SMMUSD

PROJECT NUMBER: 04-33980A DATE: 7/2/14

PROJECT LOCATION: Malibu

FIELD PERSON: A. Caron / K. Sutherland

PROJECT MANAGER: Safaa Dergham

LABORATORY: Test America

IS THIS A UST PROJECT OR IS EDF REQUIRED? Y N IF YES, GLOBAL ID #: _____

SAMPLER: Amy Caron

SIGNATURE:

SAMPLE I.D. NUMBER	YEAR 2014 SAMPLE DATE	SAMPLE TIME	SAMPLE DEPTH (ft)	AIR SAMPLE VOLUME (L)	MATRIX (A) AIR (S) SOIL (G) GAS (W) WATER	NUMBER OF CONTAINERS	FILTERED / UNFILTERED (F/U)	PRESERVATION (SEE KEY)	ANALYSIS REQUIRED: Pesticides 8141 & 8081 Herbicides 8151	Metals 6010/7000 Lead 6010	DCBs 8082A	MS/MSD	COMMENTS
JC-SB-23-0-0.5-FD	7/2	1314	0-0.5'		S	1	U	NO	X	X	X	X	See pg. 1
JC-SB-26-0-0.5		1408	0-0.5'						X	X	X	X	
JC-SB-26-1.5-2		1412	1.5-2'						X	X	X	X	
JC-SB-27-0-0.5		1414	0-0.5'						X	X	X	X	
JC-SB-27-1.5-2		1418	1.5-2'						X	X	X	X	
JC-SB-41-0-0.5		1359	0-0.5'						X	X	X	X	
JC-SB-41-1.5-2		1400	1.5-2'						X	X	X	X	
JC-SB-43-0-0.5		1212	0-0.5'								X		
JC-SB-43-1.5-2		1215	1.5-2'								X		
JC-SB-44-0-0.5		1218	0-0.5'								X		
JC-SB-44-1.5-2	↓	1220	1.5-2'		↓	↓	↓	↓			X		
TOTAL	X	X	X			11							

RELINQUISHED BY:	TIME/DATE:	RECEIVED BY:	TIME/DATE:
	1515 7/2/14	(COMPANY):	1515 7/2/14
RELINQUISHED BY:	TIME/DATE:	RECEIVED BY:	TIME/DATE:
	1810 7/2/14	(COMPANY): TAL	1810 7.2.14
RELINQUISHED BY:	TIME/DATE:	RECEIVED BY:	TIME/DATE:
		(COMPANY):	

TURNAROUND TIME (CIRCLE ONE): SAME DAY / 24 HOURS / 48 HOURS / 72 HOURS / 5 DAYS / NORMAL

SAMPLE INTEGRITY 5.9/5.7 INTACT: (Y) N Temp 23.1/22.9 c

IF SEALED, SEAL INTEGRITY INTACT: Y N

H = HCL; N = HNO3; S = H2SO; U = UNKNOWN; NO = NONE; O = OTHER

FILE: LOG FORMS\Chain_of_Custody

9/24/2014

Login Sample Receipt Checklist

Client: ENVIRON International Corp.

Job Number: 440-82275-3

Login Number: 82275

List Source: TestAmerica Irvine

List Number: 1

Creator: Freitag, Kevin R

Question	Answer	Comment
Radioactivity wasn't checked or is </= background as measured by a survey meter.	True	
The cooler's custody seal, if present, is intact.	True	
Sample custody seals, if present, are intact.	True	
The cooler or samples do not appear to have been compromised or tampered with.	True	
Samples were received on ice.	True	
Cooler Temperature is acceptable.	True	
Cooler Temperature is recorded.	True	
COC is present.	True	
COC is filled out in ink and legible.	True	
COC is filled out with all pertinent information.	True	
Is the Field Sampler's name present on COC?	True	
There are no discrepancies between the containers received and the COC.	True	
Samples are received within Holding Time.	True	
Sample containers have legible labels.	True	
Containers are not broken or leaking.	True	
Sample collection date/times are provided.	True	
Appropriate sample containers are used.	True	
Sample bottles are completely filled.	True	
Sample Preservation Verified.	N/A	
There is sufficient vol. for all requested analyses, incl. any requested MS/MSDs	True	
Containers requiring zero headspace have no headspace or bubble is <6mm (1/4").	True	
Multiphasic samples are not present.	True	
Samples do not require splitting or compositing.	True	
Residual Chlorine Checked.	N/A	

Login Sample Receipt Checklist

Client: ENVIRON International Corp.

Job Number: 440-82275-3

Login Number: 82275
List Number: 3
Creator: Yang, Nhia X

List Source: TestAmerica Sacramento
List Creation: 09/04/14 10:15 AM

Question	Answer	Comment
Radioactivity wasn't checked or is </= background as measured by a survey meter.	True	
The cooler's custody seal, if present, is intact.	True	
Sample custody seals, if present, are intact.	N/A	
The cooler or samples do not appear to have been compromised or tampered with.	True	
Samples were received on ice.	True	
Cooler Temperature is acceptable.	True	
Cooler Temperature is recorded.	True	
COC is present.	True	
COC is filled out in ink and legible.	True	
COC is filled out with all pertinent information.	True	
Is the Field Sampler's name present on COC?	N/A	
There are no discrepancies between the containers received and the COC.	True	
Samples are received within Holding Time.	True	
Sample containers have legible labels.	True	
Containers are not broken or leaking.	True	
Sample collection date/times are provided.	True	
Appropriate sample containers are used.	True	
Sample bottles are completely filled.	True	
Sample Preservation Verified.	N/A	
There is sufficient vol. for all requested analyses, incl. any requested MS/MSDs	True	
Containers requiring zero headspace have no headspace or bubble is <6mm (1/4").	True	
Multiphasic samples are not present.	True	
Samples do not require splitting or compositing.	True	
Residual Chlorine Checked.	N/A	

Isotope Dilution Summary

Client: ENVIRON International Corp.
Project/Site: SMMUSD, 04-33980A

TestAmerica Job ID: 440-82275-3

Method: 1668A - Chlorinated Biphenyl Congeners (HRGC/HRMS)

Matrix: Solid **Prep Type: Total/NA**

		Percent Isotope Dilution Recovery (Acceptance Limits)							
		PCB-1L	PCB-3L	PCB-4L	PCB-15L	PCB-19L	PCB-37L	PCB-54L	PCB-77L
Lab Sample ID	Client Sample ID	(15-150)	(15-150)	(25-150)	(25-150)	(25-150)	(25-150)	(25-150)	(25-150)
440-82275-19	JC-SB-11-0-0.5	24	44	48	59	63	58	59	74
440-82275-19 - DL	JC-SB-11-0-0.5	37	44	51	52	55	58	56	72
440-82275-24	JC-SB-13-0-0.5	36	44	49	58	58	70	57	87
440-82275-58	JC-SB-43-0-0.5	37	44	50	66	60	67	54	91
MB 320-51796/1-A	Method Blank	37	45	51	56	69	52	52	64

		Percent Isotope Dilution Recovery (Acceptance Limits)							
		PCB-81L	PCB-104L	PCB-105L	PCB-114L	PCB-118L	PCB-123L	PCB-126L	PCB-155L
Lab Sample ID	Client Sample ID	(25-150)	(25-150)	(25-150)	(25-150)	(25-150)	(25-150)	(25-150)	(25-150)
440-82275-19	JC-SB-11-0-0.5	70	58	83	81	80	81	82	62
440-82275-19 - DL	JC-SB-11-0-0.5	70	55	81	80	86	83	77	63
440-82275-24	JC-SB-13-0-0.5	83	67	92	94	93	93	89	79
440-82275-58	JC-SB-43-0-0.5	88	60	89	91	91	90	83	77
MB 320-51796/1-A	Method Blank	61	52	74	69	71	71	73	52

		Percent Isotope Dilution Recovery (Acceptance Limits)							
		CB-156L/15	PCB-167L	PCB-169L	PCB-188L	PCB-189L	PCB-202L	PCB-205L	PCB-206L
Lab Sample ID	Client Sample ID	(25-150)	(25-150)	(25-150)	(25-150)	(25-150)	(25-150)	(25-150)	(25-150)
440-82275-19	JC-SB-11-0-0.5	90	91	82	83	80	93	86	82
440-82275-19 - DL	JC-SB-11-0-0.5	96	94	87	84	81	97	84	81
440-82275-24	JC-SB-13-0-0.5	101	103	89	104	89	109	88	82
440-82275-58	JC-SB-43-0-0.5	97	98	83	110	91	113	82	74
MB 320-51796/1-A	Method Blank	85	83	73	74	81	89	85	79

		Percent Isotope Dilution Recovery (Acceptance Limits)							
		PCB-208L	PCB-209L						
Lab Sample ID	Client Sample ID	(25-150)	(25-150)						
440-82275-19	JC-SB-11-0-0.5	89	65						
440-82275-19 - DL	JC-SB-11-0-0.5	93	62						
440-82275-24	JC-SB-13-0-0.5	101	67						
440-82275-58	JC-SB-43-0-0.5	96	51						
MB 320-51796/1-A	Method Blank	80	54						

Surrogate Legend

PCB-1L = PCB-1L
PCB-3L = PCB-3L
PCB-4L = PCB-4L
PCB-15L = PCB-15L
PCB-19L = PCB-19L
PCB-37L = PCB-37L
PCB-54L = PCB-54L
PCB-77L = PCB-77L
PCB-81L = PCB-81L
PCB-104L = PCB-104L
PCB-105L = PCB-105L
PCB-114L = PCB-114L
PCB-118L = PCB-118L
PCB-123L = PCB-123L
PCB-126L = PCB-126L
PCB-155L = PCB-155L
PCB-156L/157L = PCB-156L/157L
PCB-167L = PCB-167L

PCB-169L = PCB-169L
PCB-188L = PCB-188L
PCB-189L = PCB-189L
PCB-202L = PCB-202L
PCB-205L = PCB-205L
PCB-206L = PCB-206L
PCB-208L = PCB-208L
PCB-209L = PCB-209L

Method: 1668A - Chlorinated Biphenyl Congeners (HRGC/HRMS)

Matrix: Solid **Prep Type: Total/NA**

		Percent Isotope Dilution Recovery (Acceptance Limits)							
		PCB-1L	PCB-3L	PCB-4L	PCB-15L	PCB-19L	PCB-37L	PCB-54L	PCB-77L
Lab Sample ID	Client Sample ID	(15-140)	(15-140)	(30-140)	(30-140)	(30-140)	(30-140)	(30-140)	(30-140)
LCS 320-51796/2-A	Lab Control Sample	38	48	53	61	74	47	52	64

		Percent Isotope Dilution Recovery (Acceptance Limits)							
		PCB-81L	PCB-104L	PCB-105L	PCB-114L	PCB-118L	PCB-123L	PCB-126L	PCB-155L
Lab Sample ID	Client Sample ID	(30-140)	(30-140)	(30-140)	(30-140)	(30-140)	(30-140)	(30-140)	(30-140)
LCS 320-51796/2-A	Lab Control Sample	61	46	69	66	67	66	70	53

		Percent Isotope Dilution Recovery (Acceptance Limits)							
		CB-156L/15	PCB-167L	PCB-169L	PCB-188L	PCB-189L	PCB-202L	PCB-205L	PCB-206L
Lab Sample ID	Client Sample ID	(30-140)	(30-140)	(30-140)	(30-140)	(30-140)	(30-140)	(30-140)	(30-140)
LCS 320-51796/2-A	Lab Control Sample	85	83	77	75	81	89	83	81

		Percent Isotope Dilution Recovery (Acceptance Limits)							
		PCB-208L	PCB-209L						
Lab Sample ID	Client Sample ID	(30-140)	(30-140)						
LCS 320-51796/2-A	Lab Control Sample	90	64						

Surrogate Legend

PCB-1L = PCB-1L
PCB-3L = PCB-3L
PCB-4L = PCB-4L
PCB-15L = PCB-15L
PCB-19L = PCB-19L
PCB-37L = PCB-37L
PCB-54L = PCB-54L
PCB-77L = PCB-77L
PCB-81L = PCB-81L
PCB-104L = PCB-104L
PCB-105L = PCB-105L
PCB-114L = PCB-114L
PCB-118L = PCB-118L
PCB-123L = PCB-123L
PCB-126L = PCB-126L
PCB-155L = PCB-155L
PCB-156L/157L = PCB-156L/157L
PCB-167L = PCB-167L
PCB-169L = PCB-169L
PCB-188L = PCB-188L
PCB-189L = PCB-189L
PCB-202L = PCB-202L
PCB-205L = PCB-205L
PCB-206L = PCB-206L
PCB-208L = PCB-208L

Isotope Dilution Summary

Client: ENVIRON International Corp.
Project/Site: SMMUSD, 04-33980A

TestAmerica Job ID: 440-82275-3

PCB-209L = PCB-209L

TestAmerica

THE LEADER IN ENVIRONMENTAL TESTING

ANALYTICAL REPORT

TestAmerica Laboratories, Inc.
TestAmerica Irvine
17461 Derian Ave
Suite 100
Irvine, CA 92614-5817
Tel: (949)261-1022

TestAmerica Job ID: 440-82503-3
Client Project/Site: SMMUSD

For:
ENVIRON International Corp.
18100 Von Karman Avenue
Irvine, California 92612

Attn: Safaa Dergham

Authorized for release by:
9/24/2014 6:10:16 PM

Patty Mata, Senior Project Manager
(949)261-1022
patty.mata@testamericainc.com

LINKS

Review your project results through TotalAccess

Have a Question? Ask The Expert

Visit us at: www.testamericainc.com

The test results in this report meet all 2003 NELAC and 2009 TNI requirements for accredited parameters, exceptions are noted in this report. This report may not be reproduced except in full, and with written approval from the laboratory. For questions please contact the Project Manager at the e-mail address or telephone number listed on this page.

This report has been electronically signed and authorized by the signatory. Electronic signature is intended to be the legally binding equivalent of a traditionally handwritten signature.

Results relate only to the items tested and the sample(s) as received by the laboratory.

Table of Contents

Cover Page 1
Table of Contents 2
Sample Summary 3
Case Narrative 4
Client Sample Results 5
Method Summary 14
Lab Chronicle 15
QC Sample Results 16
QC Association Summary 22
Definitions/Glossary 23
Certification Summary 24
Subcontract Data 25
Chain of Custody 26
Receipt Checklists 30
Isotope Dilution Summary 32

Sample Summary

Client: ENVIRON International Corp.
Project/Site: SMMUSD

TestAmerica Job ID: 440-82503-3

Lab Sample ID	Client Sample ID	Matrix	Collected	Received
440-82503-14	JC-SB-42-0-0.5	Solid	07/07/14 09:16	07/07/14 18:20
440-82503-37	MH-SB-53-0-0.5	Solid	07/07/14 14:35	07/07/14 18:20

Job ID: 440-82503-3

Laboratory: TestAmerica Irvine

Narrative

Job Narrative
440-82503-3

Comments
Additional PCB Congeners tests were requested for selected samples on 8/29/14. Only the PCB Congener results are included in this report.

Receipt
The samples were received on 7/7/2014 6:20 PM; the samples arrived in good condition, properly preserved and, where required, on ice. The temperatures of the 2 coolers at receipt time were 2.9º C and 3.1º C.

PCB Congeners
Method(s) 1668A: The following samples exhibited elevated noise or matrix interferences for one or more analytes requiring the reporting limits (RLs): JC-SB-42-0-0.5 (440-82503-14), MH-SB-53-0-0.5 (440-82503-37). These analytes were flagged with the "G" qualifier.

Method(s) 1668A: The concentration of one or more analytes associated with the following samples exceeded the instrument calibration range: JC-SB-42-0-0.5 (440-82503-14), MH-SB-53-0-0.5 (440-82503-37). These analytes have been qualified with "E" flags; however, the peaks did not saturate the instrument detector. Historical data indicate that for the isotope dilution method, dilution and re-analysis will not produce significantly different results from those reported above the calibration range.

No additional analytical or quality issues were noted, other than those described above or in the Definitions/Glossary page.

PCB Congeners Prep
No analytical or quality issues were noted, other than those described in the Definitions/Glossary page.

Client: ENVIRON International Corp.
Project/Site: SMMUSD

TestAmerica Job ID: 440-82503-3

Client Sample ID: JC-SB-42-0-0.5
Date Collected: 07/07/14 09:16
Date Received: 07/07/14 18:20

Lab Sample ID: 440-82503-14
Matrix: Solid

Method: 1668A - Chlorinated Biphenyl Congeners (HRGC/HRMS)

Analyte	Result	Qualifier	RL	EDL	Unit	D	Prepared	Analyzed	Dil Fac
PCB-1	ND		20		pg/g		09/08/14 14:58	09/13/14 09:44	1
PCB-2	ND		20		pg/g		09/08/14 14:58	09/13/14 09:44	1
PCB-3	ND		20		pg/g		09/08/14 14:58	09/13/14 09:44	1
PCB-4	ND		20		pg/g		09/08/14 14:58	09/13/14 09:44	1
PCB-5	ND		20		pg/g		09/08/14 14:58	09/13/14 09:44	1
PCB-6	ND		20		pg/g		09/08/14 14:58	09/13/14 09:44	1
PCB-7	ND		20		pg/g		09/08/14 14:58	09/13/14 09:44	1
PCB-8	ND		20		pg/g		09/08/14 14:58	09/13/14 09:44	1
PCB-9	ND		20		pg/g		09/08/14 14:58	09/13/14 09:44	1
PCB-10	ND		20		pg/g		09/08/14 14:58	09/13/14 09:44	1
PCB-11	**47**		20		pg/g		09/08/14 14:58	09/13/14 09:44	1
PCB-12/13	ND		39		pg/g		09/08/14 14:58	09/13/14 09:44	1
PCB-14	ND		20		pg/g		09/08/14 14:58	09/13/14 09:44	1
PCB-15	**23**	**q**	20		pg/g		09/08/14 14:58	09/13/14 09:44	1
PCB-16	ND		20		pg/g		09/08/14 14:58	09/13/14 09:44	1
PCB-17	ND		20		pg/g		09/08/14 14:58	09/13/14 09:44	1
PCB-18/30	ND		39		pg/g		09/08/14 14:58	09/13/14 09:44	1
PCB-19	ND		20		pg/g		09/08/14 14:58	09/13/14 09:44	1
PCB-20/28	ND		39		pg/g		09/08/14 14:58	09/13/14 09:44	1
PCB-21/33	ND		39		pg/g		09/08/14 14:58	09/13/14 09:44	1
PCB-22	ND		20		pg/g		09/08/14 14:58	09/13/14 09:44	1
PCB-23	ND		20		pg/g		09/08/14 14:58	09/13/14 09:44	1
PCB-24	ND		20		pg/g		09/08/14 14:58	09/13/14 09:44	1
PCB-25	ND		20		pg/g		09/08/14 14:58	09/13/14 09:44	1
PCB-26/29	ND		39		pg/g		09/08/14 14:58	09/13/14 09:44	1
PCB-27	ND		20		pg/g		09/08/14 14:58	09/13/14 09:44	1
PCB-31	**29**		20		pg/g		09/08/14 14:58	09/13/14 09:44	1
PCB-32	ND		20		pg/g		09/08/14 14:58	09/13/14 09:44	1
PCB-34	ND		20		pg/g		09/08/14 14:58	09/13/14 09:44	1
PCB-35	ND		20		pg/g		09/08/14 14:58	09/13/14 09:44	1
PCB-36	ND		20		pg/g		09/08/14 14:58	09/13/14 09:44	1
PCB-37	**31**		20		pg/g		09/08/14 14:58	09/13/14 09:44	1
PCB-38	ND		20		pg/g		09/08/14 14:58	09/13/14 09:44	1
PCB-39	ND		20		pg/g		09/08/14 14:58	09/13/14 09:44	1
PCB-41	ND		20		pg/g		09/08/14 14:58	09/13/14 09:44	1
PCB-40/71	ND		39		pg/g		09/08/14 14:58	09/13/14 09:44	1
PCB-42	**22**		20		pg/g		09/08/14 14:58	09/13/14 09:44	1
PCB-43	ND		20		pg/g		09/08/14 14:58	09/13/14 09:44	1
PCB-44/47/65	**110**		59		pg/g		09/08/14 14:58	09/13/14 09:44	1
PCB-45	ND		20		pg/g		09/08/14 14:58	09/13/14 09:44	1
PCB-46	ND		20		pg/g		09/08/14 14:58	09/13/14 09:44	1
PCB-48	ND		20		pg/g		09/08/14 14:58	09/13/14 09:44	1
PCB-49/69	**46**		39		pg/g		09/08/14 14:58	09/13/14 09:44	1
PCB-50/53	ND		39		pg/g		09/08/14 14:58	09/13/14 09:44	1
PCB-51	ND		20		pg/g		09/08/14 14:58	09/13/14 09:44	1
PCB-52	**150**		20		pg/g		09/08/14 14:58	09/13/14 09:44	1
PCB-54	ND		20		pg/g		09/08/14 14:58	09/13/14 09:44	1
PCB-55	ND		20		pg/g		09/08/14 14:58	09/13/14 09:44	1
PCB-56	**43**		20		pg/g		09/08/14 14:58	09/13/14 09:44	1

Client: ENVIRON International Corp.
Project/Site: SMMUSD

TestAmerica Job ID: 440-82503-3

Client Sample ID: JC-SB-42-0-0.5
Date Collected: 07/07/14 09:16
Date Received: 07/07/14 18:20

Lab Sample ID: 440-82503-14
Matrix: Solid

Method: 1668A - Chlorinated Biphenyl Congeners (HRGC/HRMS) (Continued)

Analyte	Result	Qualifier	RL	EDL	Unit	D	Prepared	Analyzed	Dil Fac
PCB-57	ND		20		pg/g		09/08/14 14:58	09/13/14 09:44	1
PCB-58	ND		20		pg/g		09/08/14 14:58	09/13/14 09:44	1
PCB-59/62/75	ND		59		pg/g		09/08/14 14:58	09/13/14 09:44	1
PCB-60	ND		20		pg/g		09/08/14 14:58	09/13/14 09:44	1
PCB-61/70/74/76	**160**		78		pg/g		09/08/14 14:58	09/13/14 09:44	1
PCB-63	ND		20		pg/g		09/08/14 14:58	09/13/14 09:44	1
PCB-64	**40**		20		pg/g		09/08/14 14:58	09/13/14 09:44	1
PCB-66	**82**		20		pg/g		09/08/14 14:58	09/13/14 09:44	1
PCB-67	ND		20		pg/g		09/08/14 14:58	09/13/14 09:44	1
PCB-68	ND		20		pg/g		09/08/14 14:58	09/13/14 09:44	1
PCB-72	ND		20		pg/g		09/08/14 14:58	09/13/14 09:44	1
PCB-73	ND		20		pg/g		09/08/14 14:58	09/13/14 09:44	1
PCB-77	**29**	**G q**	2.3		pg/g		09/08/14 14:58	09/13/14 09:44	1
PCB-78	ND		20		pg/g		09/08/14 14:58	09/13/14 09:44	1
PCB-79	ND		20		pg/g		09/08/14 14:58	09/13/14 09:44	1
PCB-80	ND		20		pg/g		09/08/14 14:58	09/13/14 09:44	1
PCB-81	ND	G	2.3		pg/g		09/08/14 14:58	09/13/14 09:44	1
PCB-82	**130**	**G**	21		pg/g		09/08/14 14:58	09/13/14 09:44	1
PCB-83	**49**	**G q**	22		pg/g		09/08/14 14:58	09/13/14 09:44	1
PCB-84	**290**		20		pg/g		09/08/14 14:58	09/13/14 09:44	1
PCB-85/116/117	**180**		59		pg/g		09/08/14 14:58	09/13/14 09:44	1
PCB-86/87/97/108/119/125	**520**		120		pg/g		09/08/14 14:58	09/13/14 09:44	1
PCB-88/91	**170**		39		pg/g		09/08/14 14:58	09/13/14 09:44	1
PCB-89	ND		20		pg/g		09/08/14 14:58	09/13/14 09:44	1
PCB-90/101/113	**630**		59		pg/g		09/08/14 14:58	09/13/14 09:44	1
PCB-92	**140**		20		pg/g		09/08/14 14:58	09/13/14 09:44	1
PCB-93/100	ND		39		pg/g		09/08/14 14:58	09/13/14 09:44	1
PCB-94	ND		20		pg/g		09/08/14 14:58	09/13/14 09:44	1
PCB-95	**720**		20		pg/g		09/08/14 14:58	09/13/14 09:44	1
PCB-96	ND		20		pg/g		09/08/14 14:58	09/13/14 09:44	1
PCB-98/102	ND		39		pg/g		09/08/14 14:58	09/13/14 09:44	1
PCB-99	**370**		20		pg/g		09/08/14 14:58	09/13/14 09:44	1
PCB-103	ND		20		pg/g		09/08/14 14:58	09/13/14 09:44	1
PCB-104	ND		20		pg/g		09/08/14 14:58	09/13/14 09:44	1
PCB-105	**370**	**G**	15		pg/g		09/08/14 14:58	09/13/14 09:44	1
PCB-106	ND		20		pg/g		09/08/14 14:58	09/13/14 09:44	1
PCB-107/124	ND		39		pg/g		09/08/14 14:58	09/13/14 09:44	1
PCB-109	**53**		20		pg/g		09/08/14 14:58	09/13/14 09:44	1
PCB-110/115	**2000**		39		pg/g		09/08/14 14:58	09/13/14 09:44	1
PCB-111	ND		20		pg/g		09/08/14 14:58	09/13/14 09:44	1
PCB-112	ND		20		pg/g		09/08/14 14:58	09/13/14 09:44	1
PCB-114	**15**	**G**	14		pg/g		09/08/14 14:58	09/13/14 09:44	1
PCB-118	**600**	**G**	13		pg/g		09/08/14 14:58	09/13/14 09:44	1
PCB-120	ND		20		pg/g		09/08/14 14:58	09/13/14 09:44	1
PCB-121	ND		20		pg/g		09/08/14 14:58	09/13/14 09:44	1
PCB-122	ND		20		pg/g		09/08/14 14:58	09/13/14 09:44	1
PCB-123	**16**	**G**	14		pg/g		09/08/14 14:58	09/13/14 09:44	1
PCB-126	**30**	**G**	19		pg/g		09/08/14 14:58	09/13/14 09:44	1
PCB-127	ND		20		pg/g		09/08/14 14:58	09/13/14 09:44	1

Client: ENVIRON International Corp.
Project/Site: SMMUSD

TestAmerica Job ID: 440-82503-3

Client Sample ID: JC-SB-42-0-0.5
Date Collected: 07/07/14 09:16
Date Received: 07/07/14 18:20

Lab Sample ID: 440-82503-14
Matrix: Solid

Method: 1668A - Chlorinated Biphenyl Congeners (HRGC/HRMS) (Continued)

Analyte	Result	Qualifier	RL	EDL	Unit	D	Prepared	Analyzed	Dil Fac
PCB-128/166	570		39		pg/g		09/08/14 14:58	09/13/14 09:44	1
PCB-129/138/163	2800		59		pg/g		09/08/14 14:58	09/13/14 09:44	1
PCB-130	210		20		pg/g		09/08/14 14:58	09/13/14 09:44	1
PCB-131	32		20		pg/g		09/08/14 14:58	09/13/14 09:44	1
PCB-132	850		20		pg/g		09/08/14 14:58	09/13/14 09:44	1
PCB-133	34		20		pg/g		09/08/14 14:58	09/13/14 09:44	1
PCB-134/143	140		39		pg/g		09/08/14 14:58	09/13/14 09:44	1
PCB-135/151	720		39		pg/g		09/08/14 14:58	09/13/14 09:44	1
PCB-136	220		20		pg/g		09/08/14 14:58	09/13/14 09:44	1
PCB-137	110		20		pg/g		09/08/14 14:58	09/13/14 09:44	1
PCB-139/140	41		39		pg/g		09/08/14 14:58	09/13/14 09:44	1
PCB-141	390		20		pg/g		09/08/14 14:58	09/13/14 09:44	1
PCB-142	ND		20		pg/g		09/08/14 14:58	09/13/14 09:44	1
PCB-144	89		20		pg/g		09/08/14 14:58	09/13/14 09:44	1
PCB-145	ND		20		pg/g		09/08/14 14:58	09/13/14 09:44	1
PCB-146	360		20		pg/g		09/08/14 14:58	09/13/14 09:44	1
PCB-147/149	1900		39		pg/g		09/08/14 14:58	09/13/14 09:44	1
PCB-148	ND		20		pg/g		09/08/14 14:58	09/13/14 09:44	1
PCB-150	ND		20		pg/g		09/08/14 14:58	09/13/14 09:44	1
PCB-152	ND		20		pg/g		09/08/14 14:58	09/13/14 09:44	1
PCB-153/168	1500		39		pg/g		09/08/14 14:58	09/13/14 09:44	1
PCB-154	22		20		pg/g		09/08/14 14:58	09/13/14 09:44	1
PCB-155	ND		20		pg/g		09/08/14 14:58	09/13/14 09:44	1
PCB-156/157	260	G	4.3		pg/g		09/08/14 14:58	09/13/14 09:44	1
PCB-158	270		20		pg/g		09/08/14 14:58	09/13/14 09:44	1
PCB-159	ND		20		pg/g		09/08/14 14:58	09/13/14 09:44	1
PCB-160	ND		20		pg/g		09/08/14 14:58	09/13/14 09:44	1
PCB-161	ND		20		pg/g		09/08/14 14:58	09/13/14 09:44	1
PCB-162	ND		20		pg/g		09/08/14 14:58	09/13/14 09:44	1
PCB-164	230		20		pg/g		09/08/14 14:58	09/13/14 09:44	1
PCB-165	ND		20		pg/g		09/08/14 14:58	09/13/14 09:44	1
PCB-167	90	G	3.1		pg/g		09/08/14 14:58	09/13/14 09:44	1
PCB-169	14	G q	4.8		pg/g		09/08/14 14:58	09/13/14 09:44	1
PCB-170	1100		20		pg/g		09/08/14 14:58	09/13/14 09:44	1
PCB-171/173	310		39		pg/g		09/08/14 14:58	09/13/14 09:44	1
PCB-172	240		20		pg/g		09/08/14 14:58	09/13/14 09:44	1
PCB-174	1600		20		pg/g		09/08/14 14:58	09/13/14 09:44	1
PCB-175	53		20		pg/g		09/08/14 14:58	09/13/14 09:44	1
PCB-176	110		20		pg/g		09/08/14 14:58	09/13/14 09:44	1
PCB-177	780		20		pg/g		09/08/14 14:58	09/13/14 09:44	1
PCB-178	300		20		pg/g		09/08/14 14:58	09/13/14 09:44	1
PCB-179	480		20		pg/g		09/08/14 14:58	09/13/14 09:44	1
PCB-180/193	3600		39		pg/g		09/08/14 14:58	09/13/14 09:44	1
PCB-181	ND		20		pg/g		09/08/14 14:58	09/13/14 09:44	1
PCB-182	ND		20		pg/g		09/08/14 14:58	09/13/14 09:44	1
PCB-183	810		20		pg/g		09/08/14 14:58	09/13/14 09:44	1
PCB-184	ND		20		pg/g		09/08/14 14:58	09/13/14 09:44	1
PCB-185	200		20		pg/g		09/08/14 14:58	09/13/14 09:44	1
PCB-186	ND		20		pg/g		09/08/14 14:58	09/13/14 09:44	1

Client: ENVIRON International Corp.
Project/Site: SMMUSD

TestAmerica Job ID: 440-82503-3

Client Sample ID: JC-SB-42-0-0.5
Date Collected: 07/07/14 09:16
Date Received: 07/07/14 18:20

Lab Sample ID: 440-82503-14
Matrix: Solid

Method: 1668A - Chlorinated Biphenyl Congeners (HRGC/HRMS) (Continued)

Analyte	Result	Qualifier	RL	EDL	Unit	D	Prepared	Analyzed	Dil Fac
PCB-187	2200	E	20		pg/g		09/08/14 14:58	09/13/14 09:44	1
PCB-188	ND		20		pg/g		09/08/14 14:58	09/13/14 09:44	1
PCB-189	40		2.0		pg/g		09/08/14 14:58	09/13/14 09:44	1
PCB-190	250		20		pg/g		09/08/14 14:58	09/13/14 09:44	1
PCB-191	42	q	20		pg/g		09/08/14 14:58	09/13/14 09:44	1
PCB-192	ND		20		pg/g		09/08/14 14:58	09/13/14 09:44	1
PCB-194	1600		20		pg/g		09/08/14 14:58	09/13/14 09:44	1
PCB-195	440		20		pg/g		09/08/14 14:58	09/13/14 09:44	1
PCB-196	870		20		pg/g		09/08/14 14:58	09/13/14 09:44	1
PCB-197	33		20		pg/g		09/08/14 14:58	09/13/14 09:44	1
PCB-198/199	2500		39		pg/g		09/08/14 14:58	09/13/14 09:44	1
PCB-200	230		20		pg/g		09/08/14 14:58	09/13/14 09:44	1
PCB-201	220		20		pg/g		09/08/14 14:58	09/13/14 09:44	1
PCB-202	370		20		pg/g		09/08/14 14:58	09/13/14 09:44	1
PCB-203	1600		20		pg/g		09/08/14 14:58	09/13/14 09:44	1
PCB-204	ND		20		pg/g		09/08/14 14:58	09/13/14 09:44	1
PCB-205	82		20		pg/g		09/08/14 14:58	09/13/14 09:44	1
PCB-206	1500		20		pg/g		09/08/14 14:58	09/13/14 09:44	1
PCB-207	160		20		pg/g		09/08/14 14:58	09/13/14 09:44	1
PCB-208	310		20		pg/g		09/08/14 14:58	09/13/14 09:44	1
PCB-209	360		20		pg/g		09/08/14 14:58	09/13/14 09:44	1

Isotope Dilution	*%Recovery*	*Qualifier*	*Limits*	*Prepared*	*Analyzed*	*Dil Fac*
PCB-1L	*40*		*15 - 150*	*09/08/14 14:58*	*09/13/14 09:44*	*1*
PCB-3L	*44*		*15 - 150*	*09/08/14 14:58*	*09/13/14 09:44*	*1*
PCB-4L	*53*		*25 - 150*	*09/08/14 14:58*	*09/13/14 09:44*	*1*
PCB-15L	*63*		*25 - 150*	*09/08/14 14:58*	*09/13/14 09:44*	*1*
PCB-19L	*62*		*25 - 150*	*09/08/14 14:58*	*09/13/14 09:44*	*1*
PCB-37L	*69*		*25 - 150*	*09/08/14 14:58*	*09/13/14 09:44*	*1*
PCB-54L	*60*		*25 - 150*	*09/08/14 14:58*	*09/13/14 09:44*	*1*
PCB-77L	*90*		*25 - 150*	*09/08/14 14:58*	*09/13/14 09:44*	*1*
PCB-81L	*88*		*25 - 150*	*09/08/14 14:58*	*09/13/14 09:44*	*1*
PCB-104L	*64*		*25 - 150*	*09/08/14 14:58*	*09/13/14 09:44*	*1*
PCB-105L	*92*		*25 - 150*	*09/08/14 14:58*	*09/13/14 09:44*	*1*
PCB-114L	*91*		*25 - 150*	*09/08/14 14:58*	*09/13/14 09:44*	*1*
PCB-118L	*92*		*25 - 150*	*09/08/14 14:58*	*09/13/14 09:44*	*1*
PCB-123L	*90*		*25 - 150*	*09/08/14 14:58*	*09/13/14 09:44*	*1*
PCB-126L	*87*		*25 - 150*	*09/08/14 14:58*	*09/13/14 09:44*	*1*
PCB-155L	*75*		*25 - 150*	*09/08/14 14:58*	*09/13/14 09:44*	*1*
PCB-156L/157L	*97*		*25 - 150*	*09/08/14 14:58*	*09/13/14 09:44*	*1*
PCB-167L	*96*		*25 - 150*	*09/08/14 14:58*	*09/13/14 09:44*	*1*
PCB-169L	*86*		*25 - 150*	*09/08/14 14:58*	*09/13/14 09:44*	*1*
PCB-188L	*107*		*25 - 150*	*09/08/14 14:58*	*09/13/14 09:44*	*1*
PCB-189L	*88*		*25 - 150*	*09/08/14 14:58*	*09/13/14 09:44*	*1*
PCB-202L	*112*		*25 - 150*	*09/08/14 14:58*	*09/13/14 09:44*	*1*
PCB-205L	*86*		*25 - 150*	*09/08/14 14:58*	*09/13/14 09:44*	*1*
PCB-206L	*77*		*25 - 150*	*09/08/14 14:58*	*09/13/14 09:44*	*1*
PCB-208L	*99*		*25 - 150*	*09/08/14 14:58*	*09/13/14 09:44*	*1*
PCB-209L	*58*		*25 - 150*	*09/08/14 14:58*	*09/13/14 09:44*	*1*

Client Sample ID: JC-SB-42-0-0.5 — **Lab Sample ID: 440-82503-14**
Date Collected: 07/07/14 09:16 — **Matrix: Solid**
Date Received: 07/07/14 18:20

Surrogate	%Recovery	Qualifier	Limits	Prepared	Analyzed	Dil Fac
PCB-28L	66		30 - 135	09/08/14 14:58	09/13/14 09:44	1
PCB-111L	87		30 - 135	09/08/14 14:58	09/13/14 09:44	1
PCB-178L	101		30 - 135	09/08/14 14:58	09/13/14 09:44	1

Client Sample ID: MH-SB-53-0-0.5 — **Lab Sample ID: 440-82503-37**
Date Collected: 07/07/14 14:35 — **Matrix: Solid**
Date Received: 07/07/14 18:20

Method: 1668A - Chlorinated Biphenyl Congeners (HRGC/HRMS)

Analyte	Result	Qualifier	RL	EDL	Unit	D	Prepared	Analyzed	Dil Fac
PCB-1	ND		20		pg/g		09/08/14 14:58	09/13/14 11:00	1
PCB-2	ND		20		pg/g		09/08/14 14:58	09/13/14 11:00	1
PCB-3	ND		20		pg/g		09/08/14 14:58	09/13/14 11:00	1
PCB-4	ND		20		pg/g		09/08/14 14:58	09/13/14 11:00	1
PCB-5	ND		20		pg/g		09/08/14 14:58	09/13/14 11:00	1
PCB-6	ND		20		pg/g		09/08/14 14:58	09/13/14 11:00	1
PCB-7	ND		20		pg/g		09/08/14 14:58	09/13/14 11:00	1
PCB-8	ND		20		pg/g		09/08/14 14:58	09/13/14 11:00	1
PCB-9	ND		20		pg/g		09/08/14 14:58	09/13/14 11:00	1
PCB-10	ND		20		pg/g		09/08/14 14:58	09/13/14 11:00	1
PCB-11	**41**	**q**	20		pg/g		09/08/14 14:58	09/13/14 11:00	1
PCB-12/13	ND		39		pg/g		09/08/14 14:58	09/13/14 11:00	1
PCB-14	ND		20		pg/g		09/08/14 14:58	09/13/14 11:00	1
PCB-15	**38**	**q**	20		pg/g		09/08/14 14:58	09/13/14 11:00	1
PCB-16	**22**		20		pg/g		09/08/14 14:58	09/13/14 11:00	1
PCB-17	ND		20		pg/g		09/08/14 14:58	09/13/14 11:00	1
PCB-18/30	ND		39		pg/g		09/08/14 14:58	09/13/14 11:00	1
PCB-19	ND		20		pg/g		09/08/14 14:58	09/13/14 11:00	1
PCB-20/28	**91**		39		pg/g		09/08/14 14:58	09/13/14 11:00	1
PCB-21/33	ND		39		pg/g		09/08/14 14:58	09/13/14 11:00	1
PCB-22	**32**		20		pg/g		09/08/14 14:58	09/13/14 11:00	1
PCB-23	ND		20		pg/g		09/08/14 14:58	09/13/14 11:00	1
PCB-24	ND		20		pg/g		09/08/14 14:58	09/13/14 11:00	1
PCB-25	ND		20		pg/g		09/08/14 14:58	09/13/14 11:00	1
PCB-26/29	ND		39		pg/g		09/08/14 14:58	09/13/14 11:00	1
PCB-27	ND		20		pg/g		09/08/14 14:58	09/13/14 11:00	1
PCB-31	**110**		20		pg/g		09/08/14 14:58	09/13/14 11:00	1
PCB-32	ND		20		pg/g		09/08/14 14:58	09/13/14 11:00	1
PCB-34	ND		20		pg/g		09/08/14 14:58	09/13/14 11:00	1
PCB-35	ND		20		pg/g		09/08/14 14:58	09/13/14 11:00	1
PCB-36	ND		20		pg/g		09/08/14 14:58	09/13/14 11:00	1
PCB-37	**120**		20		pg/g		09/08/14 14:58	09/13/14 11:00	1
PCB-38	ND		20		pg/g		09/08/14 14:58	09/13/14 11:00	1
PCB-39	ND		20		pg/g		09/08/14 14:58	09/13/14 11:00	1
PCB-41	ND		20		pg/g		09/08/14 14:58	09/13/14 11:00	1
PCB-40/71	**170**		39		pg/g		09/08/14 14:58	09/13/14 11:00	1
PCB-42	**83**		20		pg/g		09/08/14 14:58	09/13/14 11:00	1
PCB-43	ND		20		pg/g		09/08/14 14:58	09/13/14 11:00	1
PCB-44/47/65	**930**		59		pg/g		09/08/14 14:58	09/13/14 11:00	1
PCB-45	**25**		20		pg/g		09/08/14 14:58	09/13/14 11:00	1

Client: ENVIRON International Corp.
Project/Site: SMMUSD

TestAmerica Job ID: 440-82503-3

Client Sample ID: MH-SB-53-0-0.5
Date Collected: 07/07/14 14:35
Date Received: 07/07/14 18:20

Lab Sample ID: 440-82503-37
Matrix: Solid

Method: 1668A - Chlorinated Biphenyl Congeners (HRGC/HRMS) (Continued)

Analyte	Result	Qualifier	RL	EDL	Unit	D	Prepared	Analyzed	Dil Fac
PCB-46	ND		20		pg/g		09/08/14 14:58	09/13/14 11:00	1
PCB-48	**42**		20		pg/g		09/08/14 14:58	09/13/14 11:00	1
PCB-49/69	**480**		39		pg/g		09/08/14 14:58	09/13/14 11:00	1
PCB-50/53	**65**		39		pg/g		09/08/14 14:58	09/13/14 11:00	1
PCB-51	ND		20		pg/g		09/08/14 14:58	09/13/14 11:00	1
PCB-52	**2500**	**E**	20		pg/g		09/08/14 14:58	09/13/14 11:00	1
PCB-54	ND		20		pg/g		09/08/14 14:58	09/13/14 11:00	1
PCB-55	ND		20		pg/g		09/08/14 14:58	09/13/14 11:00	1
PCB-56	**290**		20		pg/g		09/08/14 14:58	09/13/14 11:00	1
PCB-57	ND		20		pg/g		09/08/14 14:58	09/13/14 11:00	1
PCB-58	ND		20		pg/g		09/08/14 14:58	09/13/14 11:00	1
PCB-59/62/75	ND		59		pg/g		09/08/14 14:58	09/13/14 11:00	1
PCB-60	**170**		20		pg/g		09/08/14 14:58	09/13/14 11:00	1
PCB-61/70/74/76	**2000**		79		pg/g		09/08/14 14:58	09/13/14 11:00	1
PCB-63	**26**		20		pg/g		09/08/14 14:58	09/13/14 11:00	1
PCB-64	**290**		20		pg/g		09/08/14 14:58	09/13/14 11:00	1
PCB-66	**670**		20		pg/g		09/08/14 14:58	09/13/14 11:00	1
PCB-67	**20**		20		pg/g		09/08/14 14:58	09/13/14 11:00	1
PCB-68	ND		20		pg/g		09/08/14 14:58	09/13/14 11:00	1
PCB-72	ND		20		pg/g		09/08/14 14:58	09/13/14 11:00	1
PCB-73	ND		20		pg/g		09/08/14 14:58	09/13/14 11:00	1
PCB-77	**330**	**G**	10		pg/g		09/08/14 14:58	09/13/14 11:00	1
PCB-78	ND		20		pg/g		09/08/14 14:58	09/13/14 11:00	1
PCB-79	**68**		20		pg/g		09/08/14 14:58	09/13/14 11:00	1
PCB-80	ND		20		pg/g		09/08/14 14:58	09/13/14 11:00	1
PCB-81	ND	G	11		pg/g		09/08/14 14:58	09/13/14 11:00	1
PCB-82	**580**	**G**	130		pg/g		09/08/14 14:58	09/13/14 11:00	1
PCB-83	**150**	**G**	140		pg/g		09/08/14 14:58	09/13/14 11:00	1
PCB-84	**1200**	**G**	110		pg/g		09/08/14 14:58	09/13/14 11:00	1
PCB-85/116/117	**1100**	**G**	84		pg/g		09/08/14 14:58	09/13/14 11:00	1
PCB-86/87/97/108/119/125	**3300**		120		pg/g		09/08/14 14:58	09/13/14 11:00	1
PCB-88/91	**530**	**G**	95		pg/g		09/08/14 14:58	09/13/14 11:00	1
PCB-89	ND	G	110		pg/g		09/08/14 14:58	09/13/14 11:00	1
PCB-90/101/113	**5200**	**G**	87		pg/g		09/08/14 14:58	09/13/14 11:00	1
PCB-92	**1100**	**G**	100		pg/g		09/08/14 14:58	09/13/14 11:00	1
PCB-93/100	ND	G	96		pg/g		09/08/14 14:58	09/13/14 11:00	1
PCB-94	ND	G	100		pg/g		09/08/14 14:58	09/13/14 11:00	1
PCB-95	**3400**	**G E**	94		pg/g		09/08/14 14:58	09/13/14 11:00	1
PCB-96	**23**		20		pg/g		09/08/14 14:58	09/13/14 11:00	1
PCB-98/102	**90**	**G**	89		pg/g		09/08/14 14:58	09/13/14 11:00	1
PCB-99	**2600**	**G E**	100		pg/g		09/08/14 14:58	09/13/14 11:00	1
PCB-103	ND	G	89		pg/g		09/08/14 14:58	09/13/14 11:00	1
PCB-104	ND		20		pg/g		09/08/14 14:58	09/13/14 11:00	1
PCB-105	**2800**	**G E**	82		pg/g		09/08/14 14:58	09/13/14 11:00	1
PCB-106	ND	G	86		pg/g		09/08/14 14:58	09/13/14 11:00	1
PCB-107/124	**230**	**G**	79		pg/g		09/08/14 14:58	09/13/14 11:00	1
PCB-109	**440**	**G**	74		pg/g		09/08/14 14:58	09/13/14 11:00	1
PCB-110/115	**6300**	**G E**	77		pg/g		09/08/14 14:58	09/13/14 11:00	1
PCB-111	ND	G	70		pg/g		09/08/14 14:58	09/13/14 11:00	1

Client Sample ID: MH-SB-53-0-0.5
Date Collected: 07/07/14 14:35
Date Received: 07/07/14 18:20

Lab Sample ID: 440-82503-37
Matrix: Solid

Method: 1668A - Chlorinated Biphenyl Congeners (HRGC/HRMS) (Continued)

Analyte	Result	Qualifier	RL	EDL	Unit	D	Prepared	Analyzed	Dil Fac
PCB-112	ND	G	68		pg/g		09/08/14 14:58	09/13/14 11:00	1
PCB-114	**93**	**G**	83		pg/g		09/08/14 14:58	09/13/14 11:00	1
PCB-118	**5000**	**G E**	77		pg/g		09/08/14 14:58	09/13/14 11:00	1
PCB-120	ND	G	74		pg/g		09/08/14 14:58	09/13/14 11:00	1
PCB-121	ND	G	70		pg/g		09/08/14 14:58	09/13/14 11:00	1
PCB-122	ND	G	88		pg/g		09/08/14 14:58	09/13/14 11:00	1
PCB-123	**100**	**G**	80		pg/g		09/08/14 14:58	09/13/14 11:00	1
PCB-126	**130**	**G**	97		pg/g		09/08/14 14:58	09/13/14 11:00	1
PCB-127	ND	G	86		pg/g		09/08/14 14:58	09/13/14 11:00	1
PCB-128/166	**1700**		39		pg/g		09/08/14 14:58	09/13/14 11:00	1
PCB-129/138/163	**9300**	**E**	59		pg/g		09/08/14 14:58	09/13/14 11:00	1
PCB-130	**680**	**G**	32		pg/g		09/08/14 14:58	09/13/14 11:00	1
PCB-131	**93**	**G**	30		pg/g		09/08/14 14:58	09/13/14 11:00	1
PCB-132	**2000**	**G E**	28		pg/g		09/08/14 14:58	09/13/14 11:00	1
PCB-133	**110**	**G**	28		pg/g		09/08/14 14:58	09/13/14 11:00	1
PCB-134/143	**330**		39		pg/g		09/08/14 14:58	09/13/14 11:00	1
PCB-135/151	**1300**		39		pg/g		09/08/14 14:58	09/13/14 11:00	1
PCB-136	**500**		20		pg/g		09/08/14 14:58	09/13/14 11:00	1
PCB-137	**500**	**G**	25		pg/g		09/08/14 14:58	09/13/14 11:00	1
PCB-139/140	**140**		39		pg/g		09/08/14 14:58	09/13/14 11:00	1
PCB-141	**1100**	**G**	27		pg/g		09/08/14 14:58	09/13/14 11:00	1
PCB-142	ND	G	28		pg/g		09/08/14 14:58	09/13/14 11:00	1
PCB-144	**200**	**G**	25		pg/g		09/08/14 14:58	09/13/14 11:00	1
PCB-145	ND		20		pg/g		09/08/14 14:58	09/13/14 11:00	1
PCB-146	**1100**	**G**	27		pg/g		09/08/14 14:58	09/13/14 11:00	1
PCB-147/149	**3700**		39		pg/g		09/08/14 14:58	09/13/14 11:00	1
PCB-148	ND	G	25		pg/g		09/08/14 14:58	09/13/14 11:00	1
PCB-150	ND		20		pg/g		09/08/14 14:58	09/13/14 11:00	1
PCB-152	ND		20		pg/g		09/08/14 14:58	09/13/14 11:00	1
PCB-153/168	**5400**	**E**	39		pg/g		09/08/14 14:58	09/13/14 11:00	1
PCB-154	**48**	**G**	22		pg/g		09/08/14 14:58	09/13/14 11:00	1
PCB-155	ND		20		pg/g		09/08/14 14:58	09/13/14 11:00	1
PCB-156/157	**1100**	**G**	7.6		pg/g		09/08/14 14:58	09/13/14 11:00	1
PCB-158	**960**		20		pg/g		09/08/14 14:58	09/13/14 11:00	1
PCB-159	ND		20		pg/g		09/08/14 14:58	09/13/14 11:00	1
PCB-160	ND	G	22		pg/g		09/08/14 14:58	09/13/14 11:00	1
PCB-161	ND		20		pg/g		09/08/14 14:58	09/13/14 11:00	1
PCB-162	**32**		20		pg/g		09/08/14 14:58	09/13/14 11:00	1
PCB-164	**570**	**G**	21		pg/g		09/08/14 14:58	09/13/14 11:00	1
PCB-165	ND	G	22		pg/g		09/08/14 14:58	09/13/14 11:00	1
PCB-167	**330**	**G**	5.3		pg/g		09/08/14 14:58	09/13/14 11:00	1
PCB-169	ND	G	6.5		pg/g		09/08/14 14:58	09/13/14 11:00	1
PCB-170	**1000**		20		pg/g		09/08/14 14:58	09/13/14 11:00	1
PCB-171/173	**290**		39		pg/g		09/08/14 14:58	09/13/14 11:00	1
PCB-172	**170**		20		pg/g		09/08/14 14:58	09/13/14 11:00	1
PCB-174	**800**		20		pg/g		09/08/14 14:58	09/13/14 11:00	1
PCB-175	**30**		20		pg/g		09/08/14 14:58	09/13/14 11:00	1
PCB-176	**58**		20		pg/g		09/08/14 14:58	09/13/14 11:00	1
PCB-177	**480**		20		pg/g		09/08/14 14:58	09/13/14 11:00	1

Client: ENVIRON International Corp.
Project/Site: SMMUSD

TestAmerica Job ID: 440-82503-3

Client Sample ID: MH-SB-53-0-0.5
Date Collected: 07/07/14 14:35
Date Received: 07/07/14 18:20

Lab Sample ID: 440-82503-37
Matrix: Solid

Method: 1668A - Chlorinated Biphenyl Congeners (HRGC/HRMS) (Continued)

Analyte	Result	Qualifier	RL	EDL	Unit	D	Prepared	Analyzed	Dil Fac
PCB-178	**140**		20		pg/g		09/08/14 14:58	09/13/14 11:00	1
PCB-179	**190**		20		pg/g		09/08/14 14:58	09/13/14 11:00	1
PCB-180/193	**1600**		39		pg/g		09/08/14 14:58	09/13/14 11:00	1
PCB-181	ND		20		pg/g		09/08/14 14:58	09/13/14 11:00	1
PCB-182	ND		20		pg/g		09/08/14 14:58	09/13/14 11:00	1
PCB-183	**350**		20		pg/g		09/08/14 14:58	09/13/14 11:00	1
PCB-184	ND		20		pg/g		09/08/14 14:58	09/13/14 11:00	1
PCB-185	**70**		20		pg/g		09/08/14 14:58	09/13/14 11:00	1
PCB-186	ND		20		pg/g		09/08/14 14:58	09/13/14 11:00	1
PCB-187	**770**		20		pg/g		09/08/14 14:58	09/13/14 11:00	1
PCB-188	ND		20		pg/g		09/08/14 14:58	09/13/14 11:00	1
PCB-189	**35**		2.0		pg/g		09/08/14 14:58	09/13/14 11:00	1
PCB-190	**190**		20		pg/g		09/08/14 14:58	09/13/14 11:00	1
PCB-191	**36**		20		pg/g		09/08/14 14:58	09/13/14 11:00	1
PCB-192	ND		20		pg/g		09/08/14 14:58	09/13/14 11:00	1
PCB-194	**200**		20		pg/g		09/08/14 14:58	09/13/14 11:00	1
PCB-195	**73**		20		pg/g		09/08/14 14:58	09/13/14 11:00	1
PCB-196	**100**		20		pg/g		09/08/14 14:58	09/13/14 11:00	1
PCB-197	ND		20		pg/g		09/08/14 14:58	09/13/14 11:00	1
PCB-198/199	**300**		39		pg/g		09/08/14 14:58	09/13/14 11:00	1
PCB-200	**26**		20		pg/g		09/08/14 14:58	09/13/14 11:00	1
PCB-201	**26**		20		pg/g		09/08/14 14:58	09/13/14 11:00	1
PCB-202	**52**		20		pg/g		09/08/14 14:58	09/13/14 11:00	1
PCB-203	**170**		20		pg/g		09/08/14 14:58	09/13/14 11:00	1
PCB-204	ND		20		pg/g		09/08/14 14:58	09/13/14 11:00	1
PCB-205	ND		20		pg/g		09/08/14 14:58	09/13/14 11:00	1
PCB-206	**110**		20		pg/g		09/08/14 14:58	09/13/14 11:00	1
PCB-207	ND		20		pg/g		09/08/14 14:58	09/13/14 11:00	1
PCB-208	**31**		20		pg/g		09/08/14 14:58	09/13/14 11:00	1
PCB-209	**52**		20		pg/g		09/08/14 14:58	09/13/14 11:00	1

Isotope Dilution	*%Recovery*	*Qualifier*	*Limits*	*Prepared*	*Analyzed*	*Dil Fac*
PCB-1L	*32*		*15 - 150*	*09/08/14 14:58*	*09/13/14 11:00*	*1*
PCB-3L	*37*		*15 - 150*	*09/08/14 14:58*	*09/13/14 11:00*	*1*
PCB-4L	*41*		*25 - 150*	*09/08/14 14:58*	*09/13/14 11:00*	*1*
PCB-15L	*50*		*25 - 150*	*09/08/14 14:58*	*09/13/14 11:00*	*1*
PCB-19L	*50*		*25 - 150*	*09/08/14 14:58*	*09/13/14 11:00*	*1*
PCB-37L	*63*		*25 - 150*	*09/08/14 14:58*	*09/13/14 11:00*	*1*
PCB-54L	*47*		*25 - 150*	*09/08/14 14:58*	*09/13/14 11:00*	*1*
PCB-77L	*87*		*25 - 150*	*09/08/14 14:58*	*09/13/14 11:00*	*1*
PCB-81L	*84*		*25 - 150*	*09/08/14 14:58*	*09/13/14 11:00*	*1*
PCB-104L	*52*		*25 - 150*	*09/08/14 14:58*	*09/13/14 11:00*	*1*
PCB-105L	*89*		*25 - 150*	*09/08/14 14:58*	*09/13/14 11:00*	*1*
PCB-114L	*85*		*25 - 150*	*09/08/14 14:58*	*09/13/14 11:00*	*1*
PCB-118L	*87*		*25 - 150*	*09/08/14 14:58*	*09/13/14 11:00*	*1*
PCB-123L	*86*		*25 - 150*	*09/08/14 14:58*	*09/13/14 11:00*	*1*
PCB-126L	*90*		*25 - 150*	*09/08/14 14:58*	*09/13/14 11:00*	*1*
PCB-155L	*63*		*25 - 150*	*09/08/14 14:58*	*09/13/14 11:00*	*1*
PCB-156L/157L	*72*		*25 - 150*	*09/08/14 14:58*	*09/13/14 11:00*	*1*
PCB-167L	*97*		*25 - 150*	*09/08/14 14:58*	*09/13/14 11:00*	*1*

Client: ENVIRON International Corp.
Project/Site: SMMUSD

TestAmerica Job ID: 440-82503-3

Client Sample ID: MH-SB-53-0-0.5
Date Collected: 07/07/14 14:35
Date Received: 07/07/14 18:20

Lab Sample ID: 440-82503-37
Matrix: Solid

Method: 1668A - Chlorinated Biphenyl Congeners (HRGC/HRMS) (Continued)

Isotope Dilution	%Recovery	Qualifier	Limits	Prepared	Analyzed	Dil Fac
PCB-169L	92		25 - 150	09/08/14 14:58	09/13/14 11:00	1
PCB-188L	91		25 - 150	09/08/14 14:58	09/13/14 11:00	1
PCB-189L	86		25 - 150	09/08/14 14:58	09/13/14 11:00	1
PCB-202L	98		25 - 150	09/08/14 14:58	09/13/14 11:00	1
PCB-205L	87		25 - 150	09/08/14 14:58	09/13/14 11:00	1
PCB-206L	80		25 - 150	09/08/14 14:58	09/13/14 11:00	1
PCB-208L	90		25 - 150	09/08/14 14:58	09/13/14 11:00	1
PCB-209L	58		25 - 150	09/08/14 14:58	09/13/14 11:00	1

Surrogate	%Recovery	Qualifier	Limits	Prepared	Analyzed	Dil Fac
PCB-28L	52		30 - 135	09/08/14 14:58	09/13/14 11:00	1
PCB-111L	79		30 - 135	09/08/14 14:58	09/13/14 11:00	1
PCB-178L	96		30 - 135	09/08/14 14:58	09/13/14 11:00	1

Method Summary

Client: ENVIRON International Corp.
Project/Site: SMMUSD

TestAmerica Job ID: 440-82503-3

Method	Method Description	Protocol	Laboratory
1668A	Chlorinated Biphenyl Congeners (HRGC/HRMS)	EPA	TAL SAC

Protocol References:

EPA = US Environmental Protection Agency

Laboratory References:

TAL SAC = TestAmerica Sacramento, 880 Riverside Parkway, West Sacramento, CA 95605, TEL (916)373-5600

Lab Chronicle

Client: ENVIRON International Corp.
Project/Site: SMMUSD

TestAmerica Job ID: 440-82503-3

Client Sample ID: JC-SB-42-0-0.5

Lab Sample ID: 440-82503-14

Date Collected: 07/07/14 09:16

Matrix: Solid

Date Received: 07/07/14 18:20

Prep Type	Batch Type	Batch Method	Run	Dil Factor	Initial Amount	Final Amount	Batch Number	Prepared or Analyzed	Analyst	Lab
Total/NA	Prep	HRMS-Sox			10.21 g	20 uL	51796	09/08/14 14:58	GDB	TAL SAC
Total/NA	Analysis	1668A		1	10.21 g	20 uL	52254	09/13/14 09:44	KSS	TAL SAC

Client Sample ID: MH-SB-53-0-0.5

Lab Sample ID: 440-82503-37

Date Collected: 07/07/14 14:35

Matrix: Solid

Date Received: 07/07/14 18:20

Prep Type	Batch Type	Batch Method	Run	Dil Factor	Initial Amount	Final Amount	Batch Number	Prepared or Analyzed	Analyst	Lab
Total/NA	Prep	HRMS-Sox			10.15 g	20 uL	51796	09/08/14 14:58	GDB	TAL SAC
Total/NA	Analysis	1668A		1	10.15 g	20 uL	52254	09/13/14 11:00	KSS	TAL SAC

Laboratory References:

TAL SAC = TestAmerica Sacramento, 880 Riverside Parkway, West Sacramento, CA 95605, TEL (916)373-5600

Method: 1668A - Chlorinated Biphenyl Congeners (HRGC/HRMS)

Lab Sample ID: MB 320-51796/1-A
Matrix: Solid
Analysis Batch: 52244

Client Sample ID: Method Blank
Prep Type: Total/NA
Prep Batch: 51796

Analyte	MB Result	MB Qualifier	RL	EDL	Unit	D	Prepared	Analyzed	Dil Fac
PCB-1	ND		20		pg/g		09/08/14 14:58	09/13/14 00:34	1
PCB-2	ND		20		pg/g		09/08/14 14:58	09/13/14 00:34	1
PCB-3	ND		20		pg/g		09/08/14 14:58	09/13/14 00:34	1
PCB-4	ND		20		pg/g		09/08/14 14:58	09/13/14 00:34	1
PCB-5	ND		20		pg/g		09/08/14 14:58	09/13/14 00:34	1
PCB-6	ND		20		pg/g		09/08/14 14:58	09/13/14 00:34	1
PCB-7	ND		20		pg/g		09/08/14 14:58	09/13/14 00:34	1
PCB-8	ND		20		pg/g		09/08/14 14:58	09/13/14 00:34	1
PCB-9	ND		20		pg/g		09/08/14 14:58	09/13/14 00:34	1
PCB-10	ND		20		pg/g		09/08/14 14:58	09/13/14 00:34	1
PCB-11	ND		20		pg/g		09/08/14 14:58	09/13/14 00:34	1
PCB-12/13	ND		40		pg/g		09/08/14 14:58	09/13/14 00:34	1
PCB-14	ND		20		pg/g		09/08/14 14:58	09/13/14 00:34	1
PCB-15	ND		20		pg/g		09/08/14 14:58	09/13/14 00:34	1
PCB-16	ND		20		pg/g		09/08/14 14:58	09/13/14 00:34	1
PCB-17	ND		20		pg/g		09/08/14 14:58	09/13/14 00:34	1
PCB-18/30	ND		40		pg/g		09/08/14 14:58	09/13/14 00:34	1
PCB-19	ND		20		pg/g		09/08/14 14:58	09/13/14 00:34	1
PCB-20/28	ND		40		pg/g		09/08/14 14:58	09/13/14 00:34	1
PCB-21/33	ND		40		pg/g		09/08/14 14:58	09/13/14 00:34	1
PCB-22	ND		20		pg/g		09/08/14 14:58	09/13/14 00:34	1
PCB-23	ND		20		pg/g		09/08/14 14:58	09/13/14 00:34	1
PCB-24	ND		20		pg/g		09/08/14 14:58	09/13/14 00:34	1
PCB-25	ND		20		pg/g		09/08/14 14:58	09/13/14 00:34	1
PCB-26/29	ND		40		pg/g		09/08/14 14:58	09/13/14 00:34	1
PCB-27	ND		20		pg/g		09/08/14 14:58	09/13/14 00:34	1
PCB-31	ND		20		pg/g		09/08/14 14:58	09/13/14 00:34	1
PCB-32	ND		20		pg/g		09/08/14 14:58	09/13/14 00:34	1
PCB-34	ND		20		pg/g		09/08/14 14:58	09/13/14 00:34	1
PCB-35	ND		20		pg/g		09/08/14 14:58	09/13/14 00:34	1
PCB-36	ND		20		pg/g		09/08/14 14:58	09/13/14 00:34	1
PCB-37	ND		20		pg/g		09/08/14 14:58	09/13/14 00:34	1
PCB-38	ND		20		pg/g		09/08/14 14:58	09/13/14 00:34	1
PCB-39	ND		20		pg/g		09/08/14 14:58	09/13/14 00:34	1
PCB-41	ND		20		pg/g		09/08/14 14:58	09/13/14 00:34	1
PCB-40/71	ND		40		pg/g		09/08/14 14:58	09/13/14 00:34	1
PCB-42	ND		20		pg/g		09/08/14 14:58	09/13/14 00:34	1
PCB-43	ND		20		pg/g		09/08/14 14:58	09/13/14 00:34	1
PCB-44/47/65	ND		60		pg/g		09/08/14 14:58	09/13/14 00:34	1
PCB-45	ND		20		pg/g		09/08/14 14:58	09/13/14 00:34	1
PCB-46	ND		20		pg/g		09/08/14 14:58	09/13/14 00:34	1
PCB-48	ND		20		pg/g		09/08/14 14:58	09/13/14 00:34	1
PCB-49/69	ND		40		pg/g		09/08/14 14:58	09/13/14 00:34	1
PCB-50/53	ND		40		pg/g		09/08/14 14:58	09/13/14 00:34	1
PCB-51	ND		20		pg/g		09/08/14 14:58	09/13/14 00:34	1
PCB-52	ND		20		pg/g		09/08/14 14:58	09/13/14 00:34	1
PCB-54	ND		20		pg/g		09/08/14 14:58	09/13/14 00:34	1
PCB-55	ND		20		pg/g		09/08/14 14:58	09/13/14 00:34	1

Method: 1668A - Chlorinated Biphenyl Congeners (HRGC/HRMS) (Continued)

Lab Sample ID: MB 320-51796/1-A
Matrix: Solid
Analysis Batch: 52244

Client Sample ID: Method Blank
Prep Type: Total/NA
Prep Batch: 51796

Analyte	MB Result	MB Qualifier	RL	EDL	Unit	D	Prepared	Analyzed	Dil Fac
PCB-56	ND		20		pg/g		09/08/14 14:58	09/13/14 00:34	1
PCB-57	ND		20		pg/g		09/08/14 14:58	09/13/14 00:34	1
PCB-58	ND		20		pg/g		09/08/14 14:58	09/13/14 00:34	1
PCB-59/62/75	ND		60		pg/g		09/08/14 14:58	09/13/14 00:34	1
PCB-60	ND		20		pg/g		09/08/14 14:58	09/13/14 00:34	1
PCB-61/70/74/76	ND		80		pg/g		09/08/14 14:58	09/13/14 00:34	1
PCB-63	ND		20		pg/g		09/08/14 14:58	09/13/14 00:34	1
PCB-64	ND		20		pg/g		09/08/14 14:58	09/13/14 00:34	1
PCB-66	ND		20		pg/g		09/08/14 14:58	09/13/14 00:34	1
PCB-67	ND		20		pg/g		09/08/14 14:58	09/13/14 00:34	1
PCB-68	ND		20		pg/g		09/08/14 14:58	09/13/14 00:34	1
PCB-72	ND		20		pg/g		09/08/14 14:58	09/13/14 00:34	1
PCB-73	ND		20		pg/g		09/08/14 14:58	09/13/14 00:34	1
PCB-77	ND		2.0		pg/g		09/08/14 14:58	09/13/14 00:34	1
PCB-78	ND		20		pg/g		09/08/14 14:58	09/13/14 00:34	1
PCB-79	ND		20		pg/g		09/08/14 14:58	09/13/14 00:34	1
PCB-80	ND		20		pg/g		09/08/14 14:58	09/13/14 00:34	1
PCB-81	ND		2.0		pg/g		09/08/14 14:58	09/13/14 00:34	1
PCB-82	ND		20		pg/g		09/08/14 14:58	09/13/14 00:34	1
PCB-83	ND		20		pg/g		09/08/14 14:58	09/13/14 00:34	1
PCB-84	ND		20		pg/g		09/08/14 14:58	09/13/14 00:34	1
PCB-85/116/117	ND		60		pg/g		09/08/14 14:58	09/13/14 00:34	1
PCB-86/87/97/108/119/125	ND		120		pg/g		09/08/14 14:58	09/13/14 00:34	1
PCB-88/91	ND		40		pg/g		09/08/14 14:58	09/13/14 00:34	1
PCB-89	ND		20		pg/g		09/08/14 14:58	09/13/14 00:34	1
PCB-90/101/113	ND		60		pg/g		09/08/14 14:58	09/13/14 00:34	1
PCB-92	ND		20		pg/g		09/08/14 14:58	09/13/14 00:34	1
PCB-93/100	ND		40		pg/g		09/08/14 14:58	09/13/14 00:34	1
PCB-94	ND		20		pg/g		09/08/14 14:58	09/13/14 00:34	1
PCB-95	ND		20		pg/g		09/08/14 14:58	09/13/14 00:34	1
PCB-96	ND		20		pg/g		09/08/14 14:58	09/13/14 00:34	1
PCB-98/102	ND		40		pg/g		09/08/14 14:58	09/13/14 00:34	1
PCB-99	ND		20		pg/g		09/08/14 14:58	09/13/14 00:34	1
PCB-103	ND		20		pg/g		09/08/14 14:58	09/13/14 00:34	1
PCB-104	ND		20		pg/g		09/08/14 14:58	09/13/14 00:34	1
PCB-105	ND		2.0		pg/g		09/08/14 14:58	09/13/14 00:34	1
PCB-106	ND		20		pg/g		09/08/14 14:58	09/13/14 00:34	1
PCB-107/124	ND		40		pg/g		09/08/14 14:58	09/13/14 00:34	1
PCB-109	ND		20		pg/g		09/08/14 14:58	09/13/14 00:34	1
PCB-110/115	ND		40		pg/g		09/08/14 14:58	09/13/14 00:34	1
PCB-111	ND		20		pg/g		09/08/14 14:58	09/13/14 00:34	1
PCB-112	ND		20		pg/g		09/08/14 14:58	09/13/14 00:34	1
PCB-114	ND		2.0		pg/g		09/08/14 14:58	09/13/14 00:34	1
PCB-118	ND		2.0		pg/g		09/08/14 14:58	09/13/14 00:34	1
PCB-120	ND		20		pg/g		09/08/14 14:58	09/13/14 00:34	1
PCB-121	ND		20		pg/g		09/08/14 14:58	09/13/14 00:34	1
PCB-122	ND		20		pg/g		09/08/14 14:58	09/13/14 00:34	1
PCB-123	ND		2.0		pg/g		09/08/14 14:58	09/13/14 00:34	1

Method: 1668A - Chlorinated Biphenyl Congeners (HRGC/HRMS) (Continued)

Lab Sample ID: MB 320-51796/1-A
Matrix: Solid
Analysis Batch: 52244

Client Sample ID: Method Blank
Prep Type: Total/NA
Prep Batch: 51796

Analyte	MB Result	MB Qualifier	RL	EDL	Unit	D	Prepared	Analyzed	Dil Fac
PCB-126	ND		2.0		pg/g		09/08/14 14:58	09/13/14 00:34	1
PCB-127	ND		20		pg/g		09/08/14 14:58	09/13/14 00:34	1
PCB-128/166	ND		40		pg/g		09/08/14 14:58	09/13/14 00:34	1
PCB-129/138/163	ND		60		pg/g		09/08/14 14:58	09/13/14 00:34	1
PCB-130	ND		20		pg/g		09/08/14 14:58	09/13/14 00:34	1
PCB-131	ND		20		pg/g		09/08/14 14:58	09/13/14 00:34	1
PCB-132	ND		20		pg/g		09/08/14 14:58	09/13/14 00:34	1
PCB-133	ND		20		pg/g		09/08/14 14:58	09/13/14 00:34	1
PCB-134/143	ND		40		pg/g		09/08/14 14:58	09/13/14 00:34	1
PCB-135/151	ND		40		pg/g		09/08/14 14:58	09/13/14 00:34	1
PCB-136	ND		20		pg/g		09/08/14 14:58	09/13/14 00:34	1
PCB-137	ND		20		pg/g		09/08/14 14:58	09/13/14 00:34	1
PCB-139/140	ND		40		pg/g		09/08/14 14:58	09/13/14 00:34	1
PCB-141	ND		20		pg/g		09/08/14 14:58	09/13/14 00:34	1
PCB-142	ND		20		pg/g		09/08/14 14:58	09/13/14 00:34	1
PCB-144	ND		20		pg/g		09/08/14 14:58	09/13/14 00:34	1
PCB-145	ND		20		pg/g		09/08/14 14:58	09/13/14 00:34	1
PCB-146	ND		20		pg/g		09/08/14 14:58	09/13/14 00:34	1
PCB-147/149	ND		40		pg/g		09/08/14 14:58	09/13/14 00:34	1
PCB-148	ND		20		pg/g		09/08/14 14:58	09/13/14 00:34	1
PCB-150	ND		20		pg/g		09/08/14 14:58	09/13/14 00:34	1
PCB-152	ND		20		pg/g		09/08/14 14:58	09/13/14 00:34	1
PCB-153/168	ND		40		pg/g		09/08/14 14:58	09/13/14 00:34	1
PCB-154	ND		20		pg/g		09/08/14 14:58	09/13/14 00:34	1
PCB-155	ND		20		pg/g		09/08/14 14:58	09/13/14 00:34	1
PCB-156/157	ND		4.0		pg/g		09/08/14 14:58	09/13/14 00:34	1
PCB-158	ND		20		pg/g		09/08/14 14:58	09/13/14 00:34	1
PCB-159	ND		20		pg/g		09/08/14 14:58	09/13/14 00:34	1
PCB-160	ND		20		pg/g		09/08/14 14:58	09/13/14 00:34	1
PCB-161	ND		20		pg/g		09/08/14 14:58	09/13/14 00:34	1
PCB-162	ND		20		pg/g		09/08/14 14:58	09/13/14 00:34	1
PCB-164	ND		20		pg/g		09/08/14 14:58	09/13/14 00:34	1
PCB-165	ND		20		pg/g		09/08/14 14:58	09/13/14 00:34	1
PCB-167	ND		2.0		pg/g		09/08/14 14:58	09/13/14 00:34	1
PCB-169	ND		2.0		pg/g		09/08/14 14:58	09/13/14 00:34	1
PCB-170	ND		20		pg/g		09/08/14 14:58	09/13/14 00:34	1
PCB-171/173	ND		40		pg/g		09/08/14 14:58	09/13/14 00:34	1
PCB-172	ND		20		pg/g		09/08/14 14:58	09/13/14 00:34	1
PCB-174	ND		20		pg/g		09/08/14 14:58	09/13/14 00:34	1
PCB-175	ND		20		pg/g		09/08/14 14:58	09/13/14 00:34	1
PCB-176	ND		20		pg/g		09/08/14 14:58	09/13/14 00:34	1
PCB-177	ND		20		pg/g		09/08/14 14:58	09/13/14 00:34	1
PCB-178	ND		20		pg/g		09/08/14 14:58	09/13/14 00:34	1
PCB-179	ND		20		pg/g		09/08/14 14:58	09/13/14 00:34	1
PCB-180/193	ND		40		pg/g		09/08/14 14:58	09/13/14 00:34	1
PCB-181	ND		20		pg/g		09/08/14 14:58	09/13/14 00:34	1
PCB-182	ND		20		pg/g		09/08/14 14:58	09/13/14 00:34	1
PCB-183	ND		20		pg/g		09/08/14 14:58	09/13/14 00:34	1

Method: 1668A - Chlorinated Biphenyl Congeners (HRGC/HRMS) (Continued)

Lab Sample ID: MB 320-51796/1-A
Matrix: Solid
Analysis Batch: 52244

Client Sample ID: Method Blank
Prep Type: Total/NA
Prep Batch: 51796

Analyte	MB Result	MB Qualifier	RL	EDL	Unit	D	Prepared	Analyzed	Dil Fac
PCB-184	ND		20		pg/g		09/08/14 14:58	09/13/14 00:34	1
PCB-185	ND		20		pg/g		09/08/14 14:58	09/13/14 00:34	1
PCB-186	ND		20		pg/g		09/08/14 14:58	09/13/14 00:34	1
PCB-187	ND		20		pg/g		09/08/14 14:58	09/13/14 00:34	1
PCB-188	ND		20		pg/g		09/08/14 14:58	09/13/14 00:34	1
PCB-189	ND		2.0		pg/g		09/08/14 14:58	09/13/14 00:34	1
PCB-190	ND		20		pg/g		09/08/14 14:58	09/13/14 00:34	1
PCB-191	ND		20		pg/g		09/08/14 14:58	09/13/14 00:34	1
PCB-192	ND		20		pg/g		09/08/14 14:58	09/13/14 00:34	1
PCB-194	ND		20		pg/g		09/08/14 14:58	09/13/14 00:34	1
PCB-195	ND		20		pg/g		09/08/14 14:58	09/13/14 00:34	1
PCB-196	ND		20		pg/g		09/08/14 14:58	09/13/14 00:34	1
PCB-197	ND		20		pg/g		09/08/14 14:58	09/13/14 00:34	1
PCB-198/199	ND		40		pg/g		09/08/14 14:58	09/13/14 00:34	1
PCB-200	ND		20		pg/g		09/08/14 14:58	09/13/14 00:34	1
PCB-201	ND		20		pg/g		09/08/14 14:58	09/13/14 00:34	1
PCB-202	ND		20		pg/g		09/08/14 14:58	09/13/14 00:34	1
PCB-203	ND		20		pg/g		09/08/14 14:58	09/13/14 00:34	1
PCB-204	ND		20		pg/g		09/08/14 14:58	09/13/14 00:34	1
PCB-205	ND		20		pg/g		09/08/14 14:58	09/13/14 00:34	1
PCB-206	ND		20		pg/g		09/08/14 14:58	09/13/14 00:34	1
PCB-207	ND		20		pg/g		09/08/14 14:58	09/13/14 00:34	1
PCB-208	ND		20		pg/g		09/08/14 14:58	09/13/14 00:34	1
PCB-209	ND		20		pg/g		09/08/14 14:58	09/13/14 00:34	1

Isotope Dilution	*MB %Recovery*	*MB Qualifier*	*Limits*	*Prepared*	*Analyzed*	*Dil Fac*
PCB-1L	*37*		*15 - 150*	*09/08/14 14:58*	*09/13/14 00:34*	*1*
PCB-3L	*45*		*15 - 150*	*09/08/14 14:58*	*09/13/14 00:34*	*1*
PCB-4L	*51*		*25 - 150*	*09/08/14 14:58*	*09/13/14 00:34*	*1*
PCB-15L	*56*		*25 - 150*	*09/08/14 14:58*	*09/13/14 00:34*	*1*
PCB-19L	*69*		*25 - 150*	*09/08/14 14:58*	*09/13/14 00:34*	*1*
PCB-37L	*52*		*25 - 150*	*09/08/14 14:58*	*09/13/14 00:34*	*1*
PCB-54L	*52*		*25 - 150*	*09/08/14 14:58*	*09/13/14 00:34*	*1*
PCB-77L	*64*		*25 - 150*	*09/08/14 14:58*	*09/13/14 00:34*	*1*
PCB-81L	*61*		*25 - 150*	*09/08/14 14:58*	*09/13/14 00:34*	*1*
PCB-104L	*52*		*25 - 150*	*09/08/14 14:58*	*09/13/14 00:34*	*1*
PCB-105L	*74*		*25 - 150*	*09/08/14 14:58*	*09/13/14 00:34*	*1*
PCB-114L	*69*		*25 - 150*	*09/08/14 14:58*	*09/13/14 00:34*	*1*
PCB-118L	*71*		*25 - 150*	*09/08/14 14:58*	*09/13/14 00:34*	*1*
PCB-123L	*71*		*25 - 150*	*09/08/14 14:58*	*09/13/14 00:34*	*1*
PCB-126L	*73*		*25 - 150*	*09/08/14 14:58*	*09/13/14 00:34*	*1*
PCB-155L	*52*		*25 - 150*	*09/08/14 14:58*	*09/13/14 00:34*	*1*
PCB-156L/157L	*85*		*25 - 150*	*09/08/14 14:58*	*09/13/14 00:34*	*1*
PCB-167L	*83*		*25 - 150*	*09/08/14 14:58*	*09/13/14 00:34*	*1*
PCB-169L	*73*		*25 - 150*	*09/08/14 14:58*	*09/13/14 00:34*	*1*
PCB-188L	*74*		*25 - 150*	*09/08/14 14:58*	*09/13/14 00:34*	*1*
PCB-189L	*81*		*25 - 150*	*09/08/14 14:58*	*09/13/14 00:34*	*1*
PCB-202L	*89*		*25 - 150*	*09/08/14 14:58*	*09/13/14 00:34*	*1*

Method: 1668A - Chlorinated Biphenyl Congeners (HRGC/HRMS) (Continued)

Lab Sample ID: MB 320-51796/1-A
Matrix: Solid
Analysis Batch: 52244

Client Sample ID: Method Blank
Prep Type: Total/NA
Prep Batch: 51796

Isotope Dilution	MB %Recovery	MB Qualifier	Limits	Prepared	Analyzed	Dil Fac
PCB-205L	85		25 - 150	09/08/14 14:58	09/13/14 00:34	1
PCB-206L	79		25 - 150	09/08/14 14:58	09/13/14 00:34	1
PCB-208L	80		25 - 150	09/08/14 14:58	09/13/14 00:34	1
PCB-209L	54		25 - 150	09/08/14 14:58	09/13/14 00:34	1

Surrogate	MB %Recovery	MB Qualifier	Limits	Prepared	Analyzed	Dil Fac
PCB-28L	50		30 - 135	09/08/14 14:58	09/13/14 00:34	1
PCB-111L	64		30 - 135	09/08/14 14:58	09/13/14 00:34	1
PCB-178L	85		30 - 135	09/08/14 14:58	09/13/14 00:34	1

Lab Sample ID: LCS 320-51796/2-A
Matrix: Solid
Analysis Batch: 52244

Client Sample ID: Lab Control Sample
Prep Type: Total/NA
Prep Batch: 51796

Analyte	Spike Added	LCS Result	LCS Qualifier	Unit	D	%Rec	%Rec. Limits
PCB-1	200	207		pg/g		104	50 - 150
PCB-3	200	204		pg/g		102	50 - 150
PCB-4	200	193		pg/g		96	50 - 150
PCB-15	200	203		pg/g		101	50 - 150
PCB-19	200	175		pg/g		88	50 - 150
PCB-37	200	215		pg/g		108	50 - 150
PCB-54	200	195		pg/g		98	50 - 150
PCB-77	200	203		pg/g		101	50 - 150
PCB-81	200	200		pg/g		100	50 - 150
PCB-104	200	206		pg/g		103	50 - 150
PCB-105	200	210		pg/g		105	50 - 150
PCB-114	200	203		pg/g		102	50 - 150
PCB-118	200	213		pg/g		106	50 - 150
PCB-123	200	204		pg/g		102	50 - 150
PCB-126	200	205		pg/g		103	50 - 150
PCB-155	200	222		pg/g		111	50 - 150
PCB-156/157	400	407		pg/g		102	50 - 150
PCB-167	200	202		pg/g		101	50 - 150
PCB-169	200	211		pg/g		106	50 - 150
PCB-188	200	194		pg/g		97	50 - 150
PCB-189	200	200		pg/g		100	50 - 150
PCB-202	200	197		pg/g		98	50 - 150
PCB-205	200	192		pg/g		96	50 - 150
PCB-206	200	203		pg/g		101	50 - 150
PCB-208	200	196		pg/g		98	50 - 150
PCB-209	200	197		pg/g		99	50 - 150

Isotope Dilution	LCS %Recovery	LCS Qualifier	Limits
PCB-1L	38		15 - 140
PCB-3L	48		15 - 140
PCB-4L	53		30 - 140
PCB-15L	61		30 - 140
PCB-19L	74		30 - 140

Method: 1668A - Chlorinated Biphenyl Congeners (HRGC/HRMS) (Continued)

Lab Sample ID: LCS 320-51796/2-A
Matrix: Solid
Analysis Batch: 52244

Client Sample ID: Lab Control Sample
Prep Type: Total/NA
Prep Batch: 51796

Isotope Dilution	LCS %Recovery	LCS Qualifier	Limits
PCB-37L	47		30 - 140
PCB-54L	52		30 - 140
PCB-77L	64		30 - 140
PCB-81L	61		30 - 140
PCB-104L	46		30 - 140
PCB-105L	69		30 - 140
PCB-114L	66		30 - 140
PCB-118L	67		30 - 140
PCB-123L	66		30 - 140
PCB-126L	70		30 - 140
PCB-155L	53		30 - 140
PCB-156L/157L	85		30 - 140
PCB-167L	83		30 - 140
PCB-169L	77		30 - 140
PCB-188L	75		30 - 140
PCB-189L	81		30 - 140
PCB-202L	89		30 - 140
PCB-205L	83		30 - 140
PCB-206L	81		30 - 140
PCB-208L	90		30 - 140
PCB-209L	64		30 - 140

Surrogate	LCS %Recovery	LCS Qualifier	Limits
PCB-28L	52		30 - 135
PCB-111L	59		30 - 135
PCB-178L	84		30 - 135

Specialty Organics

Prep Batch: 51796

Lab Sample ID	Client Sample ID	Prep Type	Matrix	Method	Prep Batch
440-82503-14	JC-SB-42-0-0.5	Total/NA	Solid	HRMS-Sox	
440-82503-37	MH-SB-53-0-0.5	Total/NA	Solid	HRMS-Sox	
LCS 320-51796/2-A	Lab Control Sample	Total/NA	Solid	HRMS-Sox	
MB 320-51796/1-A	Method Blank	Total/NA	Solid	HRMS-Sox	

Analysis Batch: 52244

Lab Sample ID	Client Sample ID	Prep Type	Matrix	Method	Prep Batch
LCS 320-51796/2-A	Lab Control Sample	Total/NA	Solid	1668A	51796
MB 320-51796/1-A	Method Blank	Total/NA	Solid	1668A	51796

Analysis Batch: 52254

Lab Sample ID	Client Sample ID	Prep Type	Matrix	Method	Prep Batch
440-82503-14	JC-SB-42-0-0.5	Total/NA	Solid	1668A	51796
440-82503-37	MH-SB-53-0-0.5	Total/NA	Solid	1668A	51796

Qualifiers

Dioxin

Qualifier	Qualifier Description
G	The reported quantitation limit has been raised due to an exhibited elevated noise or matrix interference
q	The reported result is the estimated maximum possible concentration of this analyte, quantitated using the theoretical ion ratio. The measured ion ratio does not meet qualitative identification criteria and indicates a possible interference.
E	Result exceeded calibration range.

Glossary

Abbreviation	These commonly used abbreviations may or may not be present in this report.
¤	Listed under the "D" column to designate that the result is reported on a dry weight basis
%R	Percent Recovery
CFL	Contains Free Liquid
CNF	Contains no Free Liquid
DER	Duplicate error ratio (normalized absolute difference)
Dil Fac	Dilution Factor
DL, RA, RE, IN	Indicates a Dilution, Re-analysis, Re-extraction, or additional Initial metals/anion analysis of the sample
DLC	Decision level concentration
MDA	Minimum detectable activity
EDL	Estimated Detection Limit
MDC	Minimum detectable concentration
MDL	Method Detection Limit
ML	Minimum Level (Dioxin)
NC	Not Calculated
ND	Not detected at the reporting limit (or MDL or EDL if shown)
PQL	Practical Quantitation Limit
QC	Quality Control
RER	Relative error ratio
RL	Reporting Limit or Requested Limit (Radiochemistry)
RPD	Relative Percent Difference, a measure of the relative difference between two points
TEF	Toxicity Equivalent Factor (Dioxin)
TEQ	Toxicity Equivalent Quotient (Dioxin)

Certification Summary

Client: ENVIRON International Corp.
Project/Site: SMMUSD

TestAmerica Job ID: 440-82503-3

Laboratory: TestAmerica Irvine

All certifications held by this laboratory are listed. Not all certifications are applicable to this report.

Authority	Program	EPA Region	Certification ID	Expiration Date
Alaska	State Program	10	CA01531	06-30-15
Arizona	State Program	9	AZ0671	10-13-14 *
California	LA Cty Sanitation Districts	9	10256	01-31-15
California	State Program	9	2706	06-30-16
Guam	State Program	9	Cert. No. 12.002r	01-23-15
Hawaii	State Program	9	N/A	01-29-15 *
Nevada	State Program	9	CA015312007A	07-31-15
New Mexico	State Program	6	N/A	01-29-15
Northern Mariana Islands	State Program	9	MP0002	01-29-15
Oregon	NELAP	10	4005	01-29-15
USDA	Federal		P330-09-00080	06-06-15
USEPA UCMR	Federal	1	CA01531	01-31-15

Laboratory: TestAmerica Sacramento

All certifications held by this laboratory are listed. Not all certifications are applicable to this report.

Authority	Program	EPA Region	Certification ID	Expiration Date
A2LA	DoD ELAP		2928-01	01-31-16
Alaska (UST)	State Program	10	UST-055	12-18-13 *
Arizona	State Program	9	AZ0708	08-11-15
Arkansas DEQ	State Program	6	88-0691	06-17-15
California	State Program	9	2897	01-31-15
Colorado	State Program	8	N/A	08-31-15
Connecticut	State Program	1	PH-0691	06-30-15
Florida	NELAP	4	E87570	06-30-15
Hawaii	State Program	9	N/A	01-29-15
Illinois	NELAP	5	200060	03-17-15
Kansas	NELAP	7	E-10375	10-31-14
Louisiana	NELAP	6	30612	06-30-15
Michigan	State Program	5	9947	01-31-15
Nebraska	State Program	7	NE-OS-22-13	01-29-15
Nevada	State Program	9	CA44	07-31-15
New Jersey	NELAP	2	CA005	06-30-15
New York	NELAP	2	11666	04-01-15
Oregon	NELAP	10	CA200005	01-29-15
Oregon	NELAP Secondary AB	10	E87570	06-30-15
Pennsylvania	NELAP	3	9947	03-31-15
Texas	NELAP	6	T104704399-08-TX	05-31-15
US Fish & Wildlife	Federal		LE148388-0	12-31-14
USDA	Federal		P330-11-00436	12-30-14
USEPA UCMR	Federal	1	CA00044	11-06-16
Utah	NELAP	8	QUAN1	02-28-15
Washington	State Program	10	C581	05-05-15
West Virginia (DW)	State Program	3	9930C	12-31-14
Wyoming	State Program	8	8TMS-Q	01-29-15

* Certification renewal pending - certification considered valid.

TestAmerica Irvine
17461 Derian Ave Suite 100
Irvine, CA 92614-5817
Phone (949) 261-1022 Fax (949) 260-3297

Chain of Custody Record

TestAmerica
THE LEADER IN ENVIRONMENTAL TESTING

Client Information (Sub Contract Lab)	Sampler	Lab PM: Mata, Patty	Carrier Tracking No(s)	COC No: 440-51549 1
Client Contact: Shipping/Receiving	Phone	E-Mail: patty mata@testamericainc.com		Page: Page 1 of 1
Company: TestAmerica Laboratories, Inc		Analysis Requested		Job #: 440-82503-3
Address: 880 Riverside Parkway, ,	Due Date Requested: 9/24/2014			Preservation Codes:
City: West Sacramento	TAT Requested (days):			A - HCL; B - NaOH; C - Zn Acetate; D - Nitric Acid; E - NaHSO4; F - MeOH; G - Amchlor; H - Ascorbic Acid; I - Ice; J - DI Water; K - EDTA; L - EDA; M - Hexane; N - None; O - AsNaO2; P - Na2O4S; Q - Na2SO3; R - Na2S2SO3; S - H2SO4; T - TSP Dodecahydrate; U - Acetone; V - MCAA; W - ph 4-5; Z - other (specify)
State, Zip: CA, 95605	PO #			Other:
Phone: 916-373-5600(Tel) 916-372-1059(Fax)	WO #			
Email				
Project Name: SMMUSD	Project #: 44010851			
Site:	SSOW#			

Sample Identification - Client ID (Lab ID)	Sample Date	Sample Time	Sample Type (C=comp, G=grab)	Matrix (W=water, S=solid, O=waste/oil, BT=Tissue, A=Air)	Field Filtered Sample (Yes or No)	Perform MS/MSD (Yes or No)	1668A/HRMS_Sox_P Full List (209)	Total Number of containers	Special Instructions/Note:
			Preservation Code:						
JC-SB-42-0-0.5 (440-82503-14)	7/7/14	09:16 Pacific		Solid			X	1	
MH-SB-53-0-0.5 (440-82503-37)	7/7/14	14:35 Pacific		Solid			X	1	

440-82503 Chain of Custody

Possible Hazard Identification
Unconfirmed

Sample Disposal (A fee may be assessed if samples are retained longer than 1 month)
☐ *Return To Client* ☐ *Disposal By Lab* ☐ *Archive For _____ Months*

Deliverable Requested I, II, III, IV, Other (specify)

Special Instructions/QC Requirements

Empty Kit Relinquished by	Date	Time	Method of Shipment

Relinquished by	Date/Time	Company	Received by	Date/Time	Company
Vu Banh	9/3/14 17:00	TAL	FedEx	9/3/14 17:00	
Relinquished by	Date/Time	Company	Received by	Date/Time	Company
			Stephanie Edwards	9/4/14 9:05	TA-WS
Relinquished by	Date/Time	Company	Received by	Date/Time	Company

Custody Seals Intact: Δ Yes Δ No	Custody Seal No: Seal	Cooler Temperature(s) °C and Other Remarks: 0.6°C

ENVIRON

CHAIN-of-CUSTODY

№ 09886

☒ 18100 Von Karman Ave., Suite 600, Irvine, CA 92612, (949) 261-5151, (949) 261-6202 (fax)
☐ 707 Wilshire Blvd., Suite 4950, Los Angeles, Calif. 90017, (213) 943-6300, (213) 943-6301 (fax)
☐ 1702 E Highland Avenue, Suite 412, Phoenix, AZ 85016, (602) 734-7700, (602) 734-7701 (fax)

MSA#: _____ WO#: _____

PROJECT NAME / FACILITY ID: SMMUSD

FIELD PERSON: A. Caron / K. Sutherland

PROJECT NUMBER: 04-33980A DATE: 7/7/14

PROJECT MANAGER: Sarah Dergham

PROJECT LOCATION: Malibu, CA

LABORATORY: Test America

IS THIS A UST PROJECT OR IS EDF REQUIRED? Y N IF YES, GLOBAL ID #: _____

SAMPLER: Amy Caron

SIGNATURE:

SAMPLE I.D. NUMBER	YEAR 2014 SAMPLE DATE	SAMPLE TIME	SAMPLE DEPTH (ft)	AIR SAMPLE VOLUME (L)	MATRIX (A) AIR (S) SOIL (G) GAS (W) WATER	NUMBER OF CONTAINERS	FILTERED/UNFILTERED (F/U)	PRESERVATION (SEE KEY)	ANALYSIS REQUIRED: SVOCs 8270C	TPH-full cc 8015M	Metals 6010/7000								COMMENTS
JC-SB-58-4.5-5	7/7	1309	4.5-5'	/	S	1	U	ND	X	X	X								email results to:
JC-SB-58-14.5-15		1333	14.5-15'	/					X	X	X								sdergham@environcorp.com
JC-SB-58-24.5-25		1405	24.5-25'	/					X	X	X								acaron@ " "
JC-SB-58-34.5-35		1454	34.5-35'	/					X	X	X								
JC-SB-59-4.5-5		0904	4.5-5'	/					X	X	X								
JC-SB-59-14.5-15		0922	14.5-15'	/					X	X	X								
JC-SB-59-24.5-25		1032	24.5-25'	/					X	X	X								
JC-SB-59-34.5-35	↓	1208	34.5-35'	/	↓	↓	↓	↓	X	X	X								
												(AL)							see page 2
TOTAL	X	X	X			8													

440-82503 Chain of Custody

RELINQUISHED BY:	TIME/DATE:	RECEIVED BY:	TIME/DATE:
	1520 7/7/14	Tess Dunn (DCS)	7-7-14 15:20
Tess Dunn (DCS)	7-7-14 15:20	(COMPANY):	07/07/14 18:20
		(COMPANY): TAL	
RELINQUISHED BY:	TIME/DATE:	RECEIVED BY:	TIME/DATE:
		(COMPANY):	

TURNAROUND TIME (CIRCLE ONE): SAME DAY / 24 HOURS / 48 HOURS / 72 HOURS / 5 DAYS / NORMAL

SAMPLE INTEGRITY — INTACT: Y N Temp 3.1/2.9/3.3/3.0/3.1

IF SEALED, SEAL INTEGRITY — INTACT: Y N

#54

U = UNKNOWN; NO = NONE; O = OTHER; S = H_2SO_4; N = HNO_3; H = HCL;

FILE: LOG FORMS \Chain_of_Custody

ENVIRON — CHAIN-of-CUSTODY

№ 10079

PAGE 2 of 4

☒ 18100 Von Karman Ave., Suite 600, Irvine, CA 92612, (949) 261-5151, (949) 261-6202 (fax)
☐ 707 Wilshire Blvd., Suite 4950, Los Angeles, Calif. 90017, (213) 943-6300, (213) 943-6301 (fax)
☐ 1702 E Highland Avenue, Suite 412, Phoenix, AZ 85016, (602) 734-7700, (602) 734-7701 (fax)

MSA#: _____ WO#: _____

PROJECT NAME / FACILITY ID: SMMUSD

FIELD PERSON: K. Sutherland/A. Caron

PROJECT NUMBER: 0433980A DATE: 7/7/14

PROJECT MANAGER: S. Deagham

PROJECT LOCATION: Malibu, CA

LABORATORY: Test America

IS THIS A UST PROJECT OR IS EDF REQUIRED? Y N IF YES, GLOBAL ID #: _____

SAMPLER: Kevin Sutherland

SIGNATURE:

SAMPLE I.D. NUMBER	SAMPLE DATE (YEAR 2014)	SAMPLE TIME	SAMPLE DEPTH (ft)	AIR SAMPLE VOLUME (L)	MATRIX (A) AIR (S) SOIL (G) GAS (W) WATER	NUMBER OF CONTAINERS	FILTERED/UNFILTERED (F/U)	PRESERVATION (SEE KEY)	Pesticides by 8141 and 8081	Herbicides by 8151	Metals by 6010/7000 Lead by 6010	PCBs by 8082A	MS/MSD					COMMENTS
JC-SB-31-0-0.5	7/7	0842	0-0.5		S	1	U	NO	X	X		X	X					See pg 1
JC-SB-31-1.5-2		0846	1.5-2			1			X	X		X	X					
JC-SB-32-0-0.5		0849	0-0.5			2			X	X		X	X	X				
JC-SB-32-1.5-2		0856	1.5-2			1			X	X		X	X					
JC-SB-32-1.5-2-FD		0906	1.5-2			1			X	X		X	X					
JC-SB-42-0-0.5		0916	0-0.5			1			X	X		X	X					
JC-SB-42-1.5-2		0921	1.5-2			1			X	X		X	X					
BKRD-1-0-0.5		0950	0-0.5			1					X							
BKRD-2-0-0.5		1005	0-0.5			1					X							
BKRD-3-0-0.5		1014	0-0.5			1					X							
BKRD-4-0-0.5		1022	0-0.5			1					X							
MH-SB-61-0-0.5		1314	0-0.5			1			X	X		X						
MH-SB-61-1.5-2	↓	1321	1.5-2	↓	↓	1	↓	↓	X	X		X						
TOTAL	X	X	X															

RELINQUISHED BY:	TIME/DATE:	RECEIVED BY:	TIME/DATE:
	1520 7/7/14	Tess Dunn (COMPANY): DCS	7-7-14 15:20
Tess Dunn	7-7-14 1:20 DCS	(COMPANY): TAL	07/07/14 18:20
RELINQUISHED BY:	TIME/DATE:	RECEIVED BY: (COMPANY):	TIME/DATE:

TURNAROUND TIME (CIRCLE ONE): SAME DAY / 24 HOURS / 48 HOURS / 72 HOURS / 5 DAYS / NORMAL

SAMPLE INTEGRITY — INTACT: Y N Temp 3.1/2.9-C 3.3-C/3.1-C

IF SEALED, SEAL INTEGRITY — INTACT: Y N

H = HCL; N = HNO3; S = H2SO4; U = UNKNOWN; NO = NONE; O = OTHER

FILE: LOG FORMS\Chain_of_Custody

ENVIRON

CHAIN-of-CUSTODY

№ 10080

PAGE 3 of 4

☒ 18100 Von Karman Ave., Suite 600
Irvine, CA 92612
(949) 261-5151
(949) 261-6202 (fax)

☐ 707 Wilshire Blvd., Suite 4950
Los Angeles, Calif. 90017
(213) 943-6300
(213) 943-6301 (fax)

☐ 1702 E Highland Avenue, Suite 412
Phoenix, AZ 85016
(602) 734-7700
(602) 734-7701 (fax)

MSA#: _____ WO#: _____

PROJECT NAME / FACILITY ID: SMMUSD

FIELD PERSON: K. Sutherland / A. Caron

PROJECT NUMBER: 0433980A DATE: 7/7/14

PROJECT MANAGER: S. Dergham

PROJECT LOCATION: Malibu, CA

LABORATORY: Test America

IS THIS A UST PROJECT OR IS EDF REQUIRED? Y N IF YES, GLOBAL ID #: _____

SAMPLER: Kevin Sutherland

SIGNATURE: [signature]

SAMPLE I.D. NUMBER	SAMPLE DATE (YEAR 2014)	SAMPLE TIME	SAMPLE DEPTH (ft)	AIR SAMPLE VOLUME (L)	MATRIX (A) AIR (S) SOIL (G) GAS (W) WATER	NUMBER OF CONTAINERS	FILTERED/UNFILTERED (F/U)	PRESERVATION (SEE KEY)	ANALYSIS REQUIRED: Pesticides by 8141 and 8081	Herbicides by 8151	Metals by 6010/7000	Lead by 6010	PCBs by 8082A	MS/MSD					COMMENTS
MH-SB-60-0-0.5	7/7	1329	0-0.5	/	S	1	U	NO	X	X			X						See pg 1
MH-SB-60-1.5-2		1332	1.5-2			1			X	X			X						
MH-SB-59-0-0.5		1336	0-0.5			1			X	X			X						
MH-SB-59-1.5-2		1338	1.5-2			1			X	X			X						
MH-SB-58-0-0.5		1340	0-0.5			1			X	X			X						
MH-SB-58-1.5-2		1348	1.5-2			1			X	X			X						
MH-SB-57-0-0.5		1355	0-0.5			1			X	X			X						
MH-SB-57-1.5-2		1400	1.5-2			1			X	X			X						
MH-SB-56-0-0.5		1404	0-0.5			1			X	X			X						
MH-SB-56-1.5-2		1410	1.5-2			1			X	X			X						
MH-SB-50-0-0.5		1411	0-0.5			1			X	X			X						
MH-SB-50-1.5-2		1417	1.5-2			2			X	X			X	X					
MH-SB-50-0-0.5-FD		1419	0-0.5			1			X	X			X						
TOTAL	X	X	X																

RELINQUISHED BY:	TIME/DATE:	RECEIVED BY:	TIME/DATE:
[signature]	1570 7/7/14	Tess Dunn (COMPANY): DCS	7-7-14 15:20
Tess Dunn	7-7-14 DCS 6:20	[signature] (COMPANY): TAI	07/07/14 18:20

TURNAROUND TIME (CIRCLE ONE): SAME DAY, 24 HOURS, 48 HOURS, 72 HOURS, 5 DAYS, NORMAL

SAMPLE INTEGRITY — INTACT: Y N Temp 3.1°C/2.9°C 3.3°C/3.1°C #54

IF SEALED, SEAL INTEGRITY — INTACT: Y N

H = HCL; N = HNO_3; S = H_2SO_4; U = UNKNOWN; NO = NONE; O = OTHER

FILE: LOG FORMS\Chain_of_Custody

ENVIRON CHAIN-of-CUSTODY № 10081

PAGE 4 of 4

☒ 18100 Von Karman Ave., Suite 600, Irvine, CA 92612, (949) 261-5151, (949) 261-6202 (fax)
☐ 707 Wilshire Blvd., Suite 4950, Los Angeles, Calif. 90017, (213) 943-6300, (213) 943-6301 (fax)
☐ 1702 E Highland Avenue, Suite 412, Phoenix, AZ 85016, (602) 734-7700, (602) 734-7701 (fax)

MSA#: _____ WO#: _____

PROJECT NAME / FACILITY ID: SMMUSD

PROJECT NUMBER: 0433980A DATE: 7/7/14

PROJECT LOCATION: Malibu, CA

FIELD PERSON: K. Sutherland / A. Caron

PROJECT MANAGER: S. Dergham

LABORATORY: Test America

IS THIS A UST PROJECT OR IS EDF REQUIRED? Y N IF YES, GLOBAL ID #: _____

SAMPLER: Kevin Sutherland

SIGNATURE:

SAMPLE I.D. NUMBER	YEAR 2014 SAMPLE DATE	SAMPLE TIME	SAMPLE DEPTH (ft)	AIR SAMPLE VOLUME (L)	MATRIX (A) AIR (S) SOIL (G) GAS (W) WATER	NUMBER OF CONTAINERS	FILTERED/UNFILTERED (F/U)	PRESERVATION (SEE KEY)	ANALYSIS REQUIRED: Pesticides by 8141 and 8081	Herbicides 8151	Metals 6010/7000 Lead by 6010	PCB's by 8082A MS/MSD	COMMENTS
MH-SB-51-0-0.5	7/7	1428	0-0.5	/	S	1	U	NO	X	X		X	see pg 1
MH-SB-51-1.5-2		1431	1.5-2			1			X	X		X	
MH-SB-53-0-0.5		1435	0-0.5			1			X	X		X	
MH-SB-53-1.5-2		1439	1.5-2			1			X	X		X	
MH-SB-52-0-0.5		1443	0-0.5			1			X	X		X	
MH-SB-52-1.5-2		1450	1.5-2			1			X	X		X	
TOTAL	X	X	X										

RELINQUISHED BY:	TIME/DATE: 1520 7/7/14	RECEIVED BY: Tess Dunn	TIME/DATE: 7-7-14 15:20
RELINQUISHED BY: Tess Dunn	TIME/DATE: 7-7-14 DCS 6:20	(COMPANY): DCS RECEIVED BY:	TIME/DATE: 07/07/14 18:20
RELINQUISHED BY:	TIME/DATE:	(COMPANY): TAS RECEIVED BY:	TIME/DATE:
		(COMPANY):	

TURNAROUND TIME (CIRCLE ONE): SAME DAY, 24 HOURS, 48 HOURS, 72 HOURS, 5 DAYS, NORMAL

SAMPLE INTEGRITY — INTACT: Y N Temp 3.1°C / 2.9°C / 3.3°C / 3.1°C

IF SEALED, SEAL INTEGRITY — INTACT: Y N

H = HCl; N = HNO_3; S = H_2SO_4; U = UNKNOWN; NO = NONE; O = OTHER

FILE: LOG FORMS\Chain_of_Custody

#54

Login Sample Receipt Checklist

Client: ENVIRON International Corp.

Job Number: 440-82503-3

Login Number: 82503

List Source: TestAmerica Irvine

List Number: 1

Creator: Freitag, Kevin R

Question	Answer	Comment
Radioactivity wasn't checked or is </= background as measured by a survey meter.	True	
The cooler's custody seal, if present, is intact.	True	
Sample custody seals, if present, are intact.	True	
The cooler or samples do not appear to have been compromised or tampered with.	True	
Samples were received on ice.	True	
Cooler Temperature is acceptable.	True	
Cooler Temperature is recorded.	True	
COC is present.	True	
COC is filled out in ink and legible.	True	
COC is filled out with all pertinent information.	True	
Is the Field Sampler's name present on COC?	True	
There are no discrepancies between the containers received and the COC.	True	
Samples are received within Holding Time.	True	
Sample containers have legible labels.	True	
Containers are not broken or leaking.	True	
Sample collection date/times are provided.	True	
Appropriate sample containers are used.	True	
Sample bottles are completely filled.	True	
Sample Preservation Verified.	N/A	
There is sufficient vol. for all requested analyses, incl. any requested MS/MSDs	True	
Containers requiring zero headspace have no headspace or bubble is <6mm (1/4").	True	
Multiphasic samples are not present.	True	
Samples do not require splitting or compositing.	True	
Residual Chlorine Checked.	N/A	

Login Sample Receipt Checklist

Client: ENVIRON International Corp.

Job Number: 440-82503-3

Login Number: 82503
List Number: 4
Creator: Yang, Nhia X

List Source: TestAmerica Sacramento
List Creation: 09/04/14 10:15 AM

Question	Answer	Comment
Radioactivity wasn't checked or is </= background as measured by a survey meter.	True	
The cooler's custody seal, if present, is intact.	True	
Sample custody seals, if present, are intact.	N/A	
The cooler or samples do not appear to have been compromised or tampered with.	True	
Samples were received on ice.	True	
Cooler Temperature is acceptable.	True	
Cooler Temperature is recorded.	True	
COC is present.	True	
COC is filled out in ink and legible.	True	
COC is filled out with all pertinent information.	True	
Is the Field Sampler's name present on COC?	N/A	
There are no discrepancies between the containers received and the COC.	True	
Samples are received within Holding Time.	True	
Sample containers have legible labels.	True	
Containers are not broken or leaking.	True	
Sample collection date/times are provided.	True	
Appropriate sample containers are used.	True	
Sample bottles are completely filled.	True	
Sample Preservation Verified.	N/A	
There is sufficient vol. for all requested analyses, incl. any requested MS/MSDs	True	
Containers requiring zero headspace have no headspace or bubble is <6mm (1/4").	True	
Multiphasic samples are not present.	True	
Samples do not require splitting or compositing.	True	
Residual Chlorine Checked.	N/A	

Isotope Dilution Summary

Client: ENVIRON International Corp.
Project/Site: SMMUSD

TestAmerica Job ID: 440-82503-3

Method: 1668A - Chlorinated Biphenyl Congeners (HRGC/HRMS)

Matrix: Solid **Prep Type: Total/NA**

		Percent Isotope Dilution Recovery (Acceptance Limits)							
		PCB-1L	PCB-3L	PCB-4L	PCB-15L	PCB-19L	PCB-37L	PCB-54L	PCB-77L
Lab Sample ID	Client Sample ID	(15-150)	(15-150)	(25-150)	(25-150)	(25-150)	(25-150)	(25-150)	(25-150)
440-82503-14	JC-SB-42-0-0.5	40	44	53	63	62	69	60	90
440-82503-37	MH-SB-53-0-0.5	32	37	41	50	50	63	47	87
MB 320-51796/1-A	Method Blank	37	45	51	56	69	52	52	64

		Percent Isotope Dilution Recovery (Acceptance Limits)							
		PCB-81L	PCB-104L	PCB-105L	PCB-114L	PCB-118L	PCB-123L	PCB-126L	PCB-155L
Lab Sample ID	Client Sample ID	(25-150)	(25-150)	(25-150)	(25-150)	(25-150)	(25-150)	(25-150)	(25-150)
440-82503-14	JC-SB-42-0-0.5	88	64	92	91	92	90	87	75
440-82503-37	MH-SB-53-0-0.5	84	52	89	85	87	86	90	63
MB 320-51796/1-A	Method Blank	61	52	74	69	71	71	73	52

		Percent Isotope Dilution Recovery (Acceptance Limits)							
		CB-156L/15	PCB-167L	PCB-169L	PCB-188L	PCB-189L	PCB-202L	PCB-205L	PCB-206L
Lab Sample ID	Client Sample ID	(25-150)	(25-150)	(25-150)	(25-150)	(25-150)	(25-150)	(25-150)	(25-150)
440-82503-14	JC-SB-42-0-0.5	97	96	86	107	88	112	86	77
440-82503-37	MH-SB-53-0-0.5	72	97	92	91	86	98	87	80
MB 320-51796/1-A	Method Blank	85	83	73	74	81	89	85	79

		Percent Isotope Dilution Recovery (Acceptance Limits)	
		PCB-208L	PCB-209L
Lab Sample ID	Client Sample ID	(25-150)	(25-150)
440-82503-14	JC-SB-42-0-0.5	99	58
440-82503-37	MH-SB-53-0-0.5	90	58
MB 320-51796/1-A	Method Blank	80	54

Surrogate Legend

PCB-1L = PCB-1L
PCB-3L = PCB-3L
PCB-4L = PCB-4L
PCB-15L = PCB-15L
PCB-19L = PCB-19L
PCB-37L = PCB-37L
PCB-54L = PCB-54L
PCB-77L = PCB-77L
PCB-81L = PCB-81L
PCB-104L = PCB-104L
PCB-105L = PCB-105L
PCB-114L = PCB-114L
PCB-118L = PCB-118L
PCB-123L = PCB-123L
PCB-126L = PCB-126L
PCB-155L = PCB-155L
PCB-156L/157L = PCB-156L/157L
PCB-167L = PCB-167L
PCB-169L = PCB-169L
PCB-188L = PCB-188L
PCB-189L = PCB-189L
PCB-202L = PCB-202L
PCB-205L = PCB-205L
PCB-206L = PCB-206L
PCB-208L = PCB-208L
PCB-209L = PCB-209L

Isotope Dilution Summary

Client: ENVIRON International Corp.
Project/Site: SMMUSD

TestAmerica Job ID: 440-82503-3

Method: 1668A - Chlorinated Biphenyl Congeners (HRGC/HRMS)

Matrix: Solid **Prep Type: Total/NA**

		Percent Isotope Dilution Recovery (Acceptance Limits)							
		PCB-1L	PCB-3L	PCB-4L	PCB-15L	PCB-19L	PCB-37L	PCB-54L	PCB-77L
Lab Sample ID	Client Sample ID	(15-140)	(15-140)	(30-140)	(30-140)	(30-140)	(30-140)	(30-140)	(30-140)
LCS 320-51796/2-A	Lab Control Sample	38	48	53	61	74	47	52	64

		Percent Isotope Dilution Recovery (Acceptance Limits)							
		PCB-81L	PCB-104L	PCB-105L	PCB-114L	PCB-118L	PCB-123L	PCB-126L	PCB-155L
Lab Sample ID	Client Sample ID	(30-140)	(30-140)	(30-140)	(30-140)	(30-140)	(30-140)	(30-140)	(30-140)
LCS 320-51796/2-A	Lab Control Sample	61	46	69	66	67	66	70	53

		Percent Isotope Dilution Recovery (Acceptance Limits)							
		CB-156L/15	PCB-167L	PCB-169L	PCB-188L	PCB-189L	PCB-202L	PCB-205L	PCB-206L
Lab Sample ID	Client Sample ID	(30-140)	(30-140)	(30-140)	(30-140)	(30-140)	(30-140)	(30-140)	(30-140)
LCS 320-51796/2-A	Lab Control Sample	85	83	77	75	81	89	83	81

		Percent Isotope Dilution Recovery (Acceptance Limits)	
		PCB-208L	PCB-209L
Lab Sample ID	Client Sample ID	(30-140)	(30-140)
LCS 320-51796/2-A	Lab Control Sample	90	64

Surrogate Legend

PCB-1L = PCB-1L
PCB-3L = PCB-3L
PCB-4L = PCB-4L
PCB-15L = PCB-15L
PCB-19L = PCB-19L
PCB-37L = PCB-37L
PCB-54L = PCB-54L
PCB-77L = PCB-77L
PCB-81L = PCB-81L
PCB-104L = PCB-104L
PCB-105L = PCB-105L
PCB-114L = PCB-114L
PCB-118L = PCB-118L
PCB-123L = PCB-123L
PCB-126L = PCB-126L
PCB-155L = PCB-155L
PCB-156L/157L = PCB-156L/157L
PCB-167L = PCB-167L
PCB-169L = PCB-169L
PCB-188L = PCB-188L
PCB-189L = PCB-189L
PCB-202L = PCB-202L
PCB-205L = PCB-205L
PCB-206L = PCB-206L
PCB-208L = PCB-208L
PCB-209L = PCB-209L

TestAmerica

THE LEADER IN ENVIRONMENTAL TESTING

ANALYTICAL REPORT

TestAmerica Laboratories, Inc.
TestAmerica Irvine
17461 Derian Ave
Suite 100
Irvine, CA 92614-5817
Tel: (949)261-1022

TestAmerica Job ID: 440-82809-3
Client Project/Site: SMMUSD

For:
ENVIRON International Corp.
18100 Von Karman Avenue
Irvine, California 92612

Attn: Safaa Dergham

Authorized for release by:
9/24/2014 6:11:49 PM

Patty Mata, Senior Project Manager
(949)261-1022
patty.mata@testamericainc.com

LINKS

Review your project results through TotalAccess

Have a Question? Ask The Expert

Visit us at: www.testamericainc.com

The test results in this report meet all 2003 NELAC and 2009 TNI requirements for accredited parameters, exceptions are noted in this report. This report may not be reproduced except in full, and with written approval from the laboratory. For questions please contact the Project Manager at the e-mail address or telephone number listed on this page.

This report has been electronically signed and authorized by the signatory. Electronic signature is intended to be the legally binding equivalent of a traditionally handwritten signature.

Results relate only to the items tested and the sample(s) as received by the laboratory.

Table of Contents

Cover Page 1
Table of Contents 2
Sample Summary 3
Case Narrative 4
Client Sample Results 5
Method Summary 10
Lab Chronicle 11
QC Sample Results 12
QC Association Summary 18
Definitions/Glossary 19
Certification Summary 20
Subcontract Data 21
Chain of Custody 22
Receipt Checklists 27
Isotope Dilution Summary 29

Sample Summary

Client: ENVIRON International Corp.
Project/Site: SMMUSD

TestAmerica Job ID: 440-82809-3

Lab Sample ID	Client Sample ID	Matrix	Collected	Received
440-82809-27	MH-SB-44-0-0.5	Solid	07/08/14 07:53	07/08/14 20:15

Job ID: 440-82809-3

Laboratory: TestAmerica Irvine

Narrative

Job Narrative
440-82809-3

Comments
Additional PCB Congeners tests were requested for selected samples on 8/29/14. Only the PCB Congener results are included in this report.

Receipt
The samples were received on 7/8/2014 8:15 PM; the samples arrived in good condition, properly preserved and, where required, on ice. The temperatures of the 2 coolers at receipt time were 4.6° C and 5.1° C.

PCB Congeners
Method(s) 1668A: The following samples exhibited elevated noise or matrix interferences for one or more analytes requiring the reporting limits (RL): MH-SB-44-0-0.5 (440-82809-27). These analytes were flagged with the "G" qualifier.

Method(s) 1668A: The concentration of one or more analytes associated with the following samples exceeded the instrument calibration range: MH-SB-44-0-0.5 (440-82809-27). These analytes have been qualified with "E" flags; however, the peaks did not saturate the instrument detector. Historical data indicate that for the isotope dilution method, dilution and re-analysis will not produce significantly different results from those reported above the calibration range.

No additional analytical or quality issues were noted, other than those described above or in the Definitions/Glossary page.

PCB Congeners Prep
No analytical or quality issues were noted, other than those described in the Definitions/Glossary page.

Client: ENVIRON International Corp.
Project/Site: SMMUSD

TestAmerica Job ID: 440-82809-3

Client Sample ID: MH-SB-44-0-0.5
Date Collected: 07/08/14 07:53
Date Received: 07/08/14 20:15

Lab Sample ID: 440-82809-27
Matrix: Solid

Method: 1668A - Chlorinated Biphenyl Congeners (HRGC/HRMS)

Analyte	Result	Qualifier	RL	EDL	Unit	D	Prepared	Analyzed	Dil Fac
PCB-1	ND		20		pg/g		09/08/14 14:58	09/13/14 12:15	1
PCB-2	ND		20		pg/g		09/08/14 14:58	09/13/14 12:15	1
PCB-3	ND		20		pg/g		09/08/14 14:58	09/13/14 12:15	1
PCB-4	ND		20		pg/g		09/08/14 14:58	09/13/14 12:15	1
PCB-5	ND		20		pg/g		09/08/14 14:58	09/13/14 12:15	1
PCB-6	ND		20		pg/g		09/08/14 14:58	09/13/14 12:15	1
PCB-7	ND		20		pg/g		09/08/14 14:58	09/13/14 12:15	1
PCB-8	ND		20		pg/g		09/08/14 14:58	09/13/14 12:15	1
PCB-9	ND		20		pg/g		09/08/14 14:58	09/13/14 12:15	1
PCB-10	ND		20		pg/g		09/08/14 14:58	09/13/14 12:15	1
PCB-11	**36**	**q**	20		pg/g		09/08/14 14:58	09/13/14 12:15	1
PCB-12/13	ND		39		pg/g		09/08/14 14:58	09/13/14 12:15	1
PCB-14	ND		20		pg/g		09/08/14 14:58	09/13/14 12:15	1
PCB-15	**35**		20		pg/g		09/08/14 14:58	09/13/14 12:15	1
PCB-16	**20**		20		pg/g		09/08/14 14:58	09/13/14 12:15	1
PCB-17	ND		20		pg/g		09/08/14 14:58	09/13/14 12:15	1
PCB-18/30	ND		39		pg/g		09/08/14 14:58	09/13/14 12:15	1
PCB-19	ND		20		pg/g		09/08/14 14:58	09/13/14 12:15	1
PCB-20/28	**61**		39		pg/g		09/08/14 14:58	09/13/14 12:15	1
PCB-21/33	ND		39		pg/g		09/08/14 14:58	09/13/14 12:15	1
PCB-22	**20**		20		pg/g		09/08/14 14:58	09/13/14 12:15	1
PCB-23	ND		20		pg/g		09/08/14 14:58	09/13/14 12:15	1
PCB-24	ND		20		pg/g		09/08/14 14:58	09/13/14 12:15	1
PCB-25	ND		20		pg/g		09/08/14 14:58	09/13/14 12:15	1
PCB-26/29	ND		39		pg/g		09/08/14 14:58	09/13/14 12:15	1
PCB-27	ND		20		pg/g		09/08/14 14:58	09/13/14 12:15	1
PCB-31	**84**		20		pg/g		09/08/14 14:58	09/13/14 12:15	1
PCB-32	ND		20		pg/g		09/08/14 14:58	09/13/14 12:15	1
PCB-34	ND		20		pg/g		09/08/14 14:58	09/13/14 12:15	1
PCB-35	**28**		20		pg/g		09/08/14 14:58	09/13/14 12:15	1
PCB-36	ND		20		pg/g		09/08/14 14:58	09/13/14 12:15	1
PCB-37	**93**		20		pg/g		09/08/14 14:58	09/13/14 12:15	1
PCB-38	ND		20		pg/g		09/08/14 14:58	09/13/14 12:15	1
PCB-39	ND		20		pg/g		09/08/14 14:58	09/13/14 12:15	1
PCB-41	ND		20		pg/g		09/08/14 14:58	09/13/14 12:15	1
PCB-40/71	**210**		39		pg/g		09/08/14 14:58	09/13/14 12:15	1
PCB-42	**98**		20		pg/g		09/08/14 14:58	09/13/14 12:15	1
PCB-43	ND		20		pg/g		09/08/14 14:58	09/13/14 12:15	1
PCB-44/47/65	**1200**		59		pg/g		09/08/14 14:58	09/13/14 12:15	1
PCB-45	**26**		20		pg/g		09/08/14 14:58	09/13/14 12:15	1
PCB-46	**21**		20		pg/g		09/08/14 14:58	09/13/14 12:15	1
PCB-48	**46**		20		pg/g		09/08/14 14:58	09/13/14 12:15	1
PCB-49/69	**590**		39		pg/g		09/08/14 14:58	09/13/14 12:15	1
PCB-50/53	**96**		39		pg/g		09/08/14 14:58	09/13/14 12:15	1
PCB-51	ND		20		pg/g		09/08/14 14:58	09/13/14 12:15	1
PCB-52	**3300**	**E**	20		pg/g		09/08/14 14:58	09/13/14 12:15	1
PCB-54	ND		20		pg/g		09/08/14 14:58	09/13/14 12:15	1
PCB-55	ND		20		pg/g		09/08/14 14:58	09/13/14 12:15	1
PCB-56	**250**		20		pg/g		09/08/14 14:58	09/13/14 12:15	1

Client: ENVIRON International Corp.
Project/Site: SMMUSD

TestAmerica Job ID: 440-82809-3

Client Sample ID: MH-SB-44-0-0.5
Date Collected: 07/08/14 07:53
Date Received: 07/08/14 20:15

Lab Sample ID: 440-82809-27
Matrix: Solid

Method: 1668A - Chlorinated Biphenyl Congeners (HRGC/HRMS) (Continued)

Analyte	Result	Qualifier	RL	EDL	Unit	D	Prepared	Analyzed	Dil Fac
PCB-57	ND		20		pg/g		09/08/14 14:58	09/13/14 12:15	1
PCB-58	ND		20		pg/g		09/08/14 14:58	09/13/14 12:15	1
PCB-59/62/75	ND		59		pg/g		09/08/14 14:58	09/13/14 12:15	1
PCB-60	**82**		20		pg/g		09/08/14 14:58	09/13/14 12:15	1
PCB-61/70/74/76	**2100**		78		pg/g		09/08/14 14:58	09/13/14 12:15	1
PCB-63	**21**		20		pg/g		09/08/14 14:58	09/13/14 12:15	1
PCB-64	**310**		20		pg/g		09/08/14 14:58	09/13/14 12:15	1
PCB-66	**570**		20		pg/g		09/08/14 14:58	09/13/14 12:15	1
PCB-67	**24**	**q**	20		pg/g		09/08/14 14:58	09/13/14 12:15	1
PCB-68	ND		20		pg/g		09/08/14 14:58	09/13/14 12:15	1
PCB-72	ND		20		pg/g		09/08/14 14:58	09/13/14 12:15	1
PCB-73	ND		20		pg/g		09/08/14 14:58	09/13/14 12:15	1
PCB-77	**350**	**G**	17		pg/g		09/08/14 14:58	09/13/14 12:15	1
PCB-78	ND		20		pg/g		09/08/14 14:58	09/13/14 12:15	1
PCB-79	**94**	**q**	20		pg/g		09/08/14 14:58	09/13/14 12:15	1
PCB-80	ND		20		pg/g		09/08/14 14:58	09/13/14 12:15	1
PCB-81	ND	G	18		pg/g		09/08/14 14:58	09/13/14 12:15	1
PCB-82	**890**	**G**	110		pg/g		09/08/14 14:58	09/13/14 12:15	1
PCB-83	**380**	**G**	120		pg/g		09/08/14 14:58	09/13/14 12:15	1
PCB-84	**2000**	**G E**	99		pg/g		09/08/14 14:58	09/13/14 12:15	1
PCB-85/116/117	**1700**	**G**	73		pg/g		09/08/14 14:58	09/13/14 12:15	1
PCB-86/87/97/108/119/125	**4800**		120		pg/g		09/08/14 14:58	09/13/14 12:15	1
PCB-88/91	**1000**	**G**	83		pg/g		09/08/14 14:58	09/13/14 12:15	1
PCB-89	ND	G	93		pg/g		09/08/14 14:58	09/13/14 12:15	1
PCB-90/101/113	**6600**	**G E**	76		pg/g		09/08/14 14:58	09/13/14 12:15	1
PCB-92	**1300**	**G**	89		pg/g		09/08/14 14:58	09/13/14 12:15	1
PCB-93/100	ND	G	84		pg/g		09/08/14 14:58	09/13/14 12:15	1
PCB-94	ND	G	88		pg/g		09/08/14 14:58	09/13/14 12:15	1
PCB-95	**5800**	**G E**	82		pg/g		09/08/14 14:58	09/13/14 12:15	1
PCB-96	**39**		20		pg/g		09/08/14 14:58	09/13/14 12:15	1
PCB-98/102	**110**	**G**	78		pg/g		09/08/14 14:58	09/13/14 12:15	1
PCB-99	**3200**	**G E**	88		pg/g		09/08/14 14:58	09/13/14 12:15	1
PCB-103	ND	G	77		pg/g		09/08/14 14:58	09/13/14 12:15	1
PCB-104	ND		20		pg/g		09/08/14 14:58	09/13/14 12:15	1
PCB-105	**3100**	**G E**	76		pg/g		09/08/14 14:58	09/13/14 12:15	1
PCB-106	ND	G	75		pg/g		09/08/14 14:58	09/13/14 12:15	1
PCB-107/124	**280**	**G**	69		pg/g		09/08/14 14:58	09/13/14 12:15	1
PCB-109	**500**	**G**	64		pg/g		09/08/14 14:58	09/13/14 12:15	1
PCB-110/115	**11000**	**G E**	67		pg/g		09/08/14 14:58	09/13/14 12:15	1
PCB-111	ND	G	61		pg/g		09/08/14 14:58	09/13/14 12:15	1
PCB-112	ND	G	59		pg/g		09/08/14 14:58	09/13/14 12:15	1
PCB-114	**110**	**G**	75		pg/g		09/08/14 14:58	09/13/14 12:15	1
PCB-118	**5500**	**G E**	69		pg/g		09/08/14 14:58	09/13/14 12:15	1
PCB-120	ND	G	65		pg/g		09/08/14 14:58	09/13/14 12:15	1
PCB-121	ND	G	61		pg/g		09/08/14 14:58	09/13/14 12:15	1
PCB-122	**120**	**G**	77		pg/g		09/08/14 14:58	09/13/14 12:15	1
PCB-123	**120**	**G**	70		pg/g		09/08/14 14:58	09/13/14 12:15	1
PCB-126	**160**	**G**	98		pg/g		09/08/14 14:58	09/13/14 12:15	1
PCB-127	ND	G	75		pg/g		09/08/14 14:58	09/13/14 12:15	1

Client: ENVIRON International Corp.
Project/Site: SMMUSD

TestAmerica Job ID: 440-82809-3

Client Sample ID: MH-SB-44-0-0.5
Date Collected: 07/08/14 07:53
Date Received: 07/08/14 20:15

Lab Sample ID: 440-82809-27
Matrix: Solid

Method: 1668A - Chlorinated Biphenyl Congeners (HRGC/HRMS) (Continued)

Analyte	Result	Qualifier	RL	EDL	Unit	D	Prepared	Analyzed	Dil Fac
PCB-128/166	3300	G	60		pg/g		09/08/14 14:58	09/13/14 12:15	1
PCB-129/138/163	15000	G E	63		pg/g		09/08/14 14:58	09/13/14 12:15	1
PCB-130	1300	G	80		pg/g		09/08/14 14:58	09/13/14 12:15	1
PCB-131	190	G	76		pg/g		09/08/14 14:58	09/13/14 12:15	1
PCB-132	4400	G E	72		pg/g		09/08/14 14:58	09/13/14 12:15	1
PCB-133	180	G	71		pg/g		09/08/14 14:58	09/13/14 12:15	1
PCB-134/143	730	G	72		pg/g		09/08/14 14:58	09/13/14 12:15	1
PCB-135/151	2500	G	64		pg/g		09/08/14 14:58	09/13/14 12:15	1
PCB-136	1100	G	47		pg/g		09/08/14 14:58	09/13/14 12:15	1
PCB-137	880	G	63		pg/g		09/08/14 14:58	09/13/14 12:15	1
PCB-139/140	280	G	61		pg/g		09/08/14 14:58	09/13/14 12:15	1
PCB-141	1800	G	67		pg/g		09/08/14 14:58	09/13/14 12:15	1
PCB-142	ND	G	70		pg/g		09/08/14 14:58	09/13/14 12:15	1
PCB-144	340	G	63		pg/g		09/08/14 14:58	09/13/14 12:15	1
PCB-145	ND	G	45		pg/g		09/08/14 14:58	09/13/14 12:15	1
PCB-146	1800	G	67		pg/g		09/08/14 14:58	09/13/14 12:15	1
PCB-147/149	7900	G E	62		pg/g		09/08/14 14:58	09/13/14 12:15	1
PCB-148	ND	G	62		pg/g		09/08/14 14:58	09/13/14 12:15	1
PCB-150	ND	G	42		pg/g		09/08/14 14:58	09/13/14 12:15	1
PCB-152	ND	G	43		pg/g		09/08/14 14:58	09/13/14 12:15	1
PCB-153/168	7100	G E	53		pg/g		09/08/14 14:58	09/13/14 12:15	1
PCB-154	88	G	55		pg/g		09/08/14 14:58	09/13/14 12:15	1
PCB-155	ND	G	44		pg/g		09/08/14 14:58	09/13/14 12:15	1
PCB-156/157	1500	G	12		pg/g		09/08/14 14:58	09/13/14 12:15	1
PCB-158	1500	G	48		pg/g		09/08/14 14:58	09/13/14 12:15	1
PCB-159	ND		20		pg/g		09/08/14 14:58	09/13/14 12:15	1
PCB-160	ND	G	55		pg/g		09/08/14 14:58	09/13/14 12:15	1
PCB-161	ND	G	48		pg/g		09/08/14 14:58	09/13/14 12:15	1
PCB-162	60		20		pg/g		09/08/14 14:58	09/13/14 12:15	1
PCB-164	1100	G	53		pg/g		09/08/14 14:58	09/13/14 12:15	1
PCB-165	ND	G	56		pg/g		09/08/14 14:58	09/13/14 12:15	1
PCB-167	510	G	9.0		pg/g		09/08/14 14:58	09/13/14 12:15	1
PCB-169	ND	G	14		pg/g		09/08/14 14:58	09/13/14 12:15	1
PCB-170	1800		20		pg/g		09/08/14 14:58	09/13/14 12:15	1
PCB-171/173	550		39		pg/g		09/08/14 14:58	09/13/14 12:15	1
PCB-172	290		20		pg/g		09/08/14 14:58	09/13/14 12:15	1
PCB-174	1500		20		pg/g		09/08/14 14:58	09/13/14 12:15	1
PCB-175	57		20		pg/g		09/08/14 14:58	09/13/14 12:15	1
PCB-176	140		20		pg/g		09/08/14 14:58	09/13/14 12:15	1
PCB-177	870		20		pg/g		09/08/14 14:58	09/13/14 12:15	1
PCB-178	230		20		pg/g		09/08/14 14:58	09/13/14 12:15	1
PCB-179	400		20		pg/g		09/08/14 14:58	09/13/14 12:15	1
PCB-180/193	2700		39		pg/g		09/08/14 14:58	09/13/14 12:15	1
PCB-181	35		20		pg/g		09/08/14 14:58	09/13/14 12:15	1
PCB-182	ND		20		pg/g		09/08/14 14:58	09/13/14 12:15	1
PCB-183	630		20		pg/g		09/08/14 14:58	09/13/14 12:15	1
PCB-184	ND		20		pg/g		09/08/14 14:58	09/13/14 12:15	1
PCB-185	120		20		pg/g		09/08/14 14:58	09/13/14 12:15	1
PCB-186	ND		20		pg/g		09/08/14 14:58	09/13/14 12:15	1

Client: ENVIRON International Corp.
Project/Site: SMMUSD

TestAmerica Job ID: 440-82809-3

Client Sample ID: MH-SB-44-0-0.5
Date Collected: 07/08/14 07:53
Date Received: 07/08/14 20:15

Lab Sample ID: 440-82809-27
Matrix: Solid

Method: 1668A - Chlorinated Biphenyl Congeners (HRGC/HRMS) (Continued)

Analyte	Result	Qualifier	RL	EDL	Unit	D	Prepared	Analyzed	Dil Fac
PCB-187	**1400**		20		pg/g		09/08/14 14:58	09/13/14 12:15	1
PCB-188	ND		20		pg/g		09/08/14 14:58	09/13/14 12:15	1
PCB-189	**64**		2.0		pg/g		09/08/14 14:58	09/13/14 12:15	1
PCB-190	**280**		20		pg/g		09/08/14 14:58	09/13/14 12:15	1
PCB-191	**66**		20		pg/g		09/08/14 14:58	09/13/14 12:15	1
PCB-192	ND		20		pg/g		09/08/14 14:58	09/13/14 12:15	1
PCB-194	**280**		20		pg/g		09/08/14 14:58	09/13/14 12:15	1
PCB-195	**100**		20		pg/g		09/08/14 14:58	09/13/14 12:15	1
PCB-196	**170**		20		pg/g		09/08/14 14:58	09/13/14 12:15	1
PCB-197	ND		20		pg/g		09/08/14 14:58	09/13/14 12:15	1
PCB-198/199	**490**		39		pg/g		09/08/14 14:58	09/13/14 12:15	1
PCB-200	**52**		20		pg/g		09/08/14 14:58	09/13/14 12:15	1
PCB-201	**50**		20		pg/g		09/08/14 14:58	09/13/14 12:15	1
PCB-202	**84**		20		pg/g		09/08/14 14:58	09/13/14 12:15	1
PCB-203	**270**		20		pg/g		09/08/14 14:58	09/13/14 12:15	1
PCB-204	ND		20		pg/g		09/08/14 14:58	09/13/14 12:15	1
PCB-205	ND		20		pg/g		09/08/14 14:58	09/13/14 12:15	1
PCB-206	**190**		20		pg/g		09/08/14 14:58	09/13/14 12:15	1
PCB-207	**35**		20		pg/g		09/08/14 14:58	09/13/14 12:15	1
PCB-208	**58**		20		pg/g		09/08/14 14:58	09/13/14 12:15	1
PCB-209	**120**		20		pg/g		09/08/14 14:58	09/13/14 12:15	1

Isotope Dilution	*%Recovery*	*Qualifier*	*Limits*	*Prepared*	*Analyzed*	*Dil Fac*
PCB-1L	*38*		*15 - 150*	*09/08/14 14:58*	*09/13/14 12:15*	*1*
PCB-3L	*43*		*15 - 150*	*09/08/14 14:58*	*09/13/14 12:15*	*1*
PCB-4L	*49*		*25 - 150*	*09/08/14 14:58*	*09/13/14 12:15*	*1*
PCB-15L	*60*		*25 - 150*	*09/08/14 14:58*	*09/13/14 12:15*	*1*
PCB-19L	*58*		*25 - 150*	*09/08/14 14:58*	*09/13/14 12:15*	*1*
PCB-37L	*71*		*25 - 150*	*09/08/14 14:58*	*09/13/14 12:15*	*1*
PCB-54L	*57*		*25 - 150*	*09/08/14 14:58*	*09/13/14 12:15*	*1*
PCB-77L	*89*		*25 - 150*	*09/08/14 14:58*	*09/13/14 12:15*	*1*
PCB-81L	*86*		*25 - 150*	*09/08/14 14:58*	*09/13/14 12:15*	*1*
PCB-104L	*65*		*25 - 150*	*09/08/14 14:58*	*09/13/14 12:15*	*1*
PCB-105L	*92*		*25 - 150*	*09/08/14 14:58*	*09/13/14 12:15*	*1*
PCB-114L	*88*		*25 - 150*	*09/08/14 14:58*	*09/13/14 12:15*	*1*
PCB-118L	*91*		*25 - 150*	*09/08/14 14:58*	*09/13/14 12:15*	*1*
PCB-123L	*92*		*25 - 150*	*09/08/14 14:58*	*09/13/14 12:15*	*1*
PCB-126L	*89*		*25 - 150*	*09/08/14 14:58*	*09/13/14 12:15*	*1*
PCB-155L	*77*		*25 - 150*	*09/08/14 14:58*	*09/13/14 12:15*	*1*
PCB-156L/157L	*98*		*25 - 150*	*09/08/14 14:58*	*09/13/14 12:15*	*1*
PCB-167L	*96*		*25 - 150*	*09/08/14 14:58*	*09/13/14 12:15*	*1*
PCB-169L	*84*		*25 - 150*	*09/08/14 14:58*	*09/13/14 12:15*	*1*
PCB-188L	*105*		*25 - 150*	*09/08/14 14:58*	*09/13/14 12:15*	*1*
PCB-189L	*87*		*25 - 150*	*09/08/14 14:58*	*09/13/14 12:15*	*1*
PCB-202L	*111*		*25 - 150*	*09/08/14 14:58*	*09/13/14 12:15*	*1*
PCB-205L	*86*		*25 - 150*	*09/08/14 14:58*	*09/13/14 12:15*	*1*
PCB-206L	*78*		*25 - 150*	*09/08/14 14:58*	*09/13/14 12:15*	*1*
PCB-208L	*98*		*25 - 150*	*09/08/14 14:58*	*09/13/14 12:15*	*1*
PCB-209L	*59*		*25 - 150*	*09/08/14 14:58*	*09/13/14 12:15*	*1*

Client: ENVIRON International Corp.
Project/Site: SMMUSD

TestAmerica Job ID: 440-82809-3

Client Sample ID: MH-SB-44-0-0.5
Date Collected: 07/08/14 07:53
Date Received: 07/08/14 20:15

Lab Sample ID: 440-82809-27
Matrix: Solid

Surrogate	%Recovery	Qualifier	Limits	Prepared	Analyzed	Dil Fac
PCB-28L	66		30 - 135	09/08/14 14:58	09/13/14 12:15	1
PCB-111L	87		30 - 135	09/08/14 14:58	09/13/14 12:15	1
PCB-178L	100		30 - 135	09/08/14 14:58	09/13/14 12:15	1

Method Summary

Client: ENVIRON International Corp.
Project/Site: SMMUSD

TestAmerica Job ID: 440-82809-3

Method	Method Description	Protocol	Laboratory
1668A	Chlorinated Biphenyl Congeners (HRGC/HRMS)	EPA	TAL SAC

Protocol References:

EPA = US Environmental Protection Agency

Laboratory References:

TAL SAC = TestAmerica Sacramento, 880 Riverside Parkway, West Sacramento, CA 95605, TEL (916)373-5600

Lab Chronicle

Client: ENVIRON International Corp.
Project/Site: SMMUSD

TestAmerica Job ID: 440-82809-3

Client Sample ID: MH-SB-44-0-0.5
Date Collected: 07/08/14 07:53
Date Received: 07/08/14 20:15

Lab Sample ID: 440-82809-27
Matrix: Solid

Prep Type	Batch Type	Batch Method	Run	Dil Factor	Initial Amount	Final Amount	Batch Number	Prepared or Analyzed	Analyst	Lab
Total/NA	Prep	HRMS-Sox			10.25 g	20 uL	51796	09/08/14 14:58	GDB	TAL SAC
Total/NA	Analysis	1668A		1	10.25 g	20 uL	52254	09/13/14 12:15	KSS	TAL SAC

Laboratory References:

TAL SAC = TestAmerica Sacramento, 880 Riverside Parkway, West Sacramento, CA 95605, TEL (916)373-5600

Method: 1668A - Chlorinated Biphenyl Congeners (HRGC/HRMS)

Lab Sample ID: MB 320-51796/1-A
Matrix: Solid
Analysis Batch: 52244

Client Sample ID: Method Blank
Prep Type: Total/NA
Prep Batch: 51796

Analyte	MB Result	MB Qualifier	RL	EDL	Unit	D	Prepared	Analyzed	Dil Fac
PCB-1	ND		20		pg/g		09/08/14 14:58	09/13/14 00:34	1
PCB-2	ND		20		pg/g		09/08/14 14:58	09/13/14 00:34	1
PCB-3	ND		20		pg/g		09/08/14 14:58	09/13/14 00:34	1
PCB-4	ND		20		pg/g		09/08/14 14:58	09/13/14 00:34	1
PCB-5	ND		20		pg/g		09/08/14 14:58	09/13/14 00:34	1
PCB-6	ND		20		pg/g		09/08/14 14:58	09/13/14 00:34	1
PCB-7	ND		20		pg/g		09/08/14 14:58	09/13/14 00:34	1
PCB-8	ND		20		pg/g		09/08/14 14:58	09/13/14 00:34	1
PCB-9	ND		20		pg/g		09/08/14 14:58	09/13/14 00:34	1
PCB-10	ND		20		pg/g		09/08/14 14:58	09/13/14 00:34	1
PCB-11	ND		20		pg/g		09/08/14 14:58	09/13/14 00:34	1
PCB-12/13	ND		40		pg/g		09/08/14 14:58	09/13/14 00:34	1
PCB-14	ND		20		pg/g		09/08/14 14:58	09/13/14 00:34	1
PCB-15	ND		20		pg/g		09/08/14 14:58	09/13/14 00:34	1
PCB-16	ND		20		pg/g		09/08/14 14:58	09/13/14 00:34	1
PCB-17	ND		20		pg/g		09/08/14 14:58	09/13/14 00:34	1
PCB-18/30	ND		40		pg/g		09/08/14 14:58	09/13/14 00:34	1
PCB-19	ND		20		pg/g		09/08/14 14:58	09/13/14 00:34	1
PCB-20/28	ND		40		pg/g		09/08/14 14:58	09/13/14 00:34	1
PCB-21/33	ND		40		pg/g		09/08/14 14:58	09/13/14 00:34	1
PCB-22	ND		20		pg/g		09/08/14 14:58	09/13/14 00:34	1
PCB-23	ND		20		pg/g		09/08/14 14:58	09/13/14 00:34	1
PCB-24	ND		20		pg/g		09/08/14 14:58	09/13/14 00:34	1
PCB-25	ND		20		pg/g		09/08/14 14:58	09/13/14 00:34	1
PCB-26/29	ND		40		pg/g		09/08/14 14:58	09/13/14 00:34	1
PCB-27	ND		20		pg/g		09/08/14 14:58	09/13/14 00:34	1
PCB-31	ND		20		pg/g		09/08/14 14:58	09/13/14 00:34	1
PCB-32	ND		20		pg/g		09/08/14 14:58	09/13/14 00:34	1
PCB-34	ND		20		pg/g		09/08/14 14:58	09/13/14 00:34	1
PCB-35	ND		20		pg/g		09/08/14 14:58	09/13/14 00:34	1
PCB-36	ND		20		pg/g		09/08/14 14:58	09/13/14 00:34	1
PCB-37	ND		20		pg/g		09/08/14 14:58	09/13/14 00:34	1
PCB-38	ND		20		pg/g		09/08/14 14:58	09/13/14 00:34	1
PCB-39	ND		20		pg/g		09/08/14 14:58	09/13/14 00:34	1
PCB-41	ND		20		pg/g		09/08/14 14:58	09/13/14 00:34	1
PCB-40/71	ND		40		pg/g		09/08/14 14:58	09/13/14 00:34	1
PCB-42	ND		20		pg/g		09/08/14 14:58	09/13/14 00:34	1
PCB-43	ND		20		pg/g		09/08/14 14:58	09/13/14 00:34	1
PCB-44/47/65	ND		60		pg/g		09/08/14 14:58	09/13/14 00:34	1
PCB-45	ND		20		pg/g		09/08/14 14:58	09/13/14 00:34	1
PCB-46	ND		20		pg/g		09/08/14 14:58	09/13/14 00:34	1
PCB-48	ND		20		pg/g		09/08/14 14:58	09/13/14 00:34	1
PCB-49/69	ND		40		pg/g		09/08/14 14:58	09/13/14 00:34	1
PCB-50/53	ND		40		pg/g		09/08/14 14:58	09/13/14 00:34	1
PCB-51	ND		20		pg/g		09/08/14 14:58	09/13/14 00:34	1
PCB-52	ND		20		pg/g		09/08/14 14:58	09/13/14 00:34	1
PCB-54	ND		20		pg/g		09/08/14 14:58	09/13/14 00:34	1
PCB-55	ND		20		pg/g		09/08/14 14:58	09/13/14 00:34	1

Method: 1668A - Chlorinated Biphenyl Congeners (HRGC/HRMS) (Continued)

Lab Sample ID: MB 320-51796/1-A
Matrix: Solid
Analysis Batch: 52244

Client Sample ID: Method Blank
Prep Type: Total/NA
Prep Batch: 51796

Analyte	MB Result	MB Qualifier	RL	EDL	Unit	D	Prepared	Analyzed	Dil Fac
PCB-56	ND		20		pg/g		09/08/14 14:58	09/13/14 00:34	1
PCB-57	ND		20		pg/g		09/08/14 14:58	09/13/14 00:34	1
PCB-58	ND		20		pg/g		09/08/14 14:58	09/13/14 00:34	1
PCB-59/62/75	ND		60		pg/g		09/08/14 14:58	09/13/14 00:34	1
PCB-60	ND		20		pg/g		09/08/14 14:58	09/13/14 00:34	1
PCB-61/70/74/76	ND		80		pg/g		09/08/14 14:58	09/13/14 00:34	1
PCB-63	ND		20		pg/g		09/08/14 14:58	09/13/14 00:34	1
PCB-64	ND		20		pg/g		09/08/14 14:58	09/13/14 00:34	1
PCB-66	ND		20		pg/g		09/08/14 14:58	09/13/14 00:34	1
PCB-67	ND		20		pg/g		09/08/14 14:58	09/13/14 00:34	1
PCB-68	ND		20		pg/g		09/08/14 14:58	09/13/14 00:34	1
PCB-72	ND		20		pg/g		09/08/14 14:58	09/13/14 00:34	1
PCB-73	ND		20		pg/g		09/08/14 14:58	09/13/14 00:34	1
PCB-77	ND		2.0		pg/g		09/08/14 14:58	09/13/14 00:34	1
PCB-78	ND		20		pg/g		09/08/14 14:58	09/13/14 00:34	1
PCB-79	ND		20		pg/g		09/08/14 14:58	09/13/14 00:34	1
PCB-80	ND		20		pg/g		09/08/14 14:58	09/13/14 00:34	1
PCB-81	ND		2.0		pg/g		09/08/14 14:58	09/13/14 00:34	1
PCB-82	ND		20		pg/g		09/08/14 14:58	09/13/14 00:34	1
PCB-83	ND		20		pg/g		09/08/14 14:58	09/13/14 00:34	1
PCB-84	ND		20		pg/g		09/08/14 14:58	09/13/14 00:34	1
PCB-85/116/117	ND		60		pg/g		09/08/14 14:58	09/13/14 00:34	1
PCB-86/87/97/108/119/125	ND		120		pg/g		09/08/14 14:58	09/13/14 00:34	1
PCB-88/91	ND		40		pg/g		09/08/14 14:58	09/13/14 00:34	1
PCB-89	ND		20		pg/g		09/08/14 14:58	09/13/14 00:34	1
PCB-90/101/113	ND		60		pg/g		09/08/14 14:58	09/13/14 00:34	1
PCB-92	ND		20		pg/g		09/08/14 14:58	09/13/14 00:34	1
PCB-93/100	ND		40		pg/g		09/08/14 14:58	09/13/14 00:34	1
PCB-94	ND		20		pg/g		09/08/14 14:58	09/13/14 00:34	1
PCB-95	ND		20		pg/g		09/08/14 14:58	09/13/14 00:34	1
PCB-96	ND		20		pg/g		09/08/14 14:58	09/13/14 00:34	1
PCB-98/102	ND		40		pg/g		09/08/14 14:58	09/13/14 00:34	1
PCB-99	ND		20		pg/g		09/08/14 14:58	09/13/14 00:34	1
PCB-103	ND		20		pg/g		09/08/14 14:58	09/13/14 00:34	1
PCB-104	ND		20		pg/g		09/08/14 14:58	09/13/14 00:34	1
PCB-105	ND		2.0		pg/g		09/08/14 14:58	09/13/14 00:34	1
PCB-106	ND		20		pg/g		09/08/14 14:58	09/13/14 00:34	1
PCB-107/124	ND		40		pg/g		09/08/14 14:58	09/13/14 00:34	1
PCB-109	ND		20		pg/g		09/08/14 14:58	09/13/14 00:34	1
PCB-110/115	ND		40		pg/g		09/08/14 14:58	09/13/14 00:34	1
PCB-111	ND		20		pg/g		09/08/14 14:58	09/13/14 00:34	1
PCB-112	ND		20		pg/g		09/08/14 14:58	09/13/14 00:34	1
PCB-114	ND		2.0		pg/g		09/08/14 14:58	09/13/14 00:34	1
PCB-118	ND		2.0		pg/g		09/08/14 14:58	09/13/14 00:34	1
PCB-120	ND		20		pg/g		09/08/14 14:58	09/13/14 00:34	1
PCB-121	ND		20		pg/g		09/08/14 14:58	09/13/14 00:34	1
PCB-122	ND		20		pg/g		09/08/14 14:58	09/13/14 00:34	1
PCB-123	ND		2.0		pg/g		09/08/14 14:58	09/13/14 00:34	1

Method: 1668A - Chlorinated Biphenyl Congeners (HRGC/HRMS) (Continued)

Lab Sample ID: MB 320-51796/1-A
Matrix: Solid
Analysis Batch: 52244

Client Sample ID: Method Blank
Prep Type: Total/NA
Prep Batch: 51796

Analyte	MB Result	MB Qualifier	RL	EDL	Unit	D	Prepared	Analyzed	Dil Fac
PCB-126	ND		2.0		pg/g		09/08/14 14:58	09/13/14 00:34	1
PCB-127	ND		20		pg/g		09/08/14 14:58	09/13/14 00:34	1
PCB-128/166	ND		40		pg/g		09/08/14 14:58	09/13/14 00:34	1
PCB-129/138/163	ND		60		pg/g		09/08/14 14:58	09/13/14 00:34	1
PCB-130	ND		20		pg/g		09/08/14 14:58	09/13/14 00:34	1
PCB-131	ND		20		pg/g		09/08/14 14:58	09/13/14 00:34	1
PCB-132	ND		20		pg/g		09/08/14 14:58	09/13/14 00:34	1
PCB-133	ND		20		pg/g		09/08/14 14:58	09/13/14 00:34	1
PCB-134/143	ND		40		pg/g		09/08/14 14:58	09/13/14 00:34	1
PCB-135/151	ND		40		pg/g		09/08/14 14:58	09/13/14 00:34	1
PCB-136	ND		20		pg/g		09/08/14 14:58	09/13/14 00:34	1
PCB-137	ND		20		pg/g		09/08/14 14:58	09/13/14 00:34	1
PCB-139/140	ND		40		pg/g		09/08/14 14:58	09/13/14 00:34	1
PCB-141	ND		20		pg/g		09/08/14 14:58	09/13/14 00:34	1
PCB-142	ND		20		pg/g		09/08/14 14:58	09/13/14 00:34	1
PCB-144	ND		20		pg/g		09/08/14 14:58	09/13/14 00:34	1
PCB-145	ND		20		pg/g		09/08/14 14:58	09/13/14 00:34	1
PCB-146	ND		20		pg/g		09/08/14 14:58	09/13/14 00:34	1
PCB-147/149	ND		40		pg/g		09/08/14 14:58	09/13/14 00:34	1
PCB-148	ND		20		pg/g		09/08/14 14:58	09/13/14 00:34	1
PCB-150	ND		20		pg/g		09/08/14 14:58	09/13/14 00:34	1
PCB-152	ND		20		pg/g		09/08/14 14:58	09/13/14 00:34	1
PCB-153/168	ND		40		pg/g		09/08/14 14:58	09/13/14 00:34	1
PCB-154	ND		20		pg/g		09/08/14 14:58	09/13/14 00:34	1
PCB-155	ND		20		pg/g		09/08/14 14:58	09/13/14 00:34	1
PCB-156/157	ND		4.0		pg/g		09/08/14 14:58	09/13/14 00:34	1
PCB-158	ND		20		pg/g		09/08/14 14:58	09/13/14 00:34	1
PCB-159	ND		20		pg/g		09/08/14 14:58	09/13/14 00:34	1
PCB-160	ND		20		pg/g		09/08/14 14:58	09/13/14 00:34	1
PCB-161	ND		20		pg/g		09/08/14 14:58	09/13/14 00:34	1
PCB-162	ND		20		pg/g		09/08/14 14:58	09/13/14 00:34	1
PCB-164	ND		20		pg/g		09/08/14 14:58	09/13/14 00:34	1
PCB-165	ND		20		pg/g		09/08/14 14:58	09/13/14 00:34	1
PCB-167	ND		2.0		pg/g		09/08/14 14:58	09/13/14 00:34	1
PCB-169	ND		2.0		pg/g		09/08/14 14:58	09/13/14 00:34	1
PCB-170	ND		20		pg/g		09/08/14 14:58	09/13/14 00:34	1
PCB-171/173	ND		40		pg/g		09/08/14 14:58	09/13/14 00:34	1
PCB-172	ND		20		pg/g		09/08/14 14:58	09/13/14 00:34	1
PCB-174	ND		20		pg/g		09/08/14 14:58	09/13/14 00:34	1
PCB-175	ND		20		pg/g		09/08/14 14:58	09/13/14 00:34	1
PCB-176	ND		20		pg/g		09/08/14 14:58	09/13/14 00:34	1
PCB-177	ND		20		pg/g		09/08/14 14:58	09/13/14 00:34	1
PCB-178	ND		20		pg/g		09/08/14 14:58	09/13/14 00:34	1
PCB-179	ND		20		pg/g		09/08/14 14:58	09/13/14 00:34	1
PCB-180/193	ND		40		pg/g		09/08/14 14:58	09/13/14 00:34	1
PCB-181	ND		20		pg/g		09/08/14 14:58	09/13/14 00:34	1
PCB-182	ND		20		pg/g		09/08/14 14:58	09/13/14 00:34	1
PCB-183	ND		20		pg/g		09/08/14 14:58	09/13/14 00:34	1

Method: 1668A - Chlorinated Biphenyl Congeners (HRGC/HRMS) (Continued)

Lab Sample ID: MB 320-51796/1-A
Matrix: Solid
Analysis Batch: 52244

Client Sample ID: Method Blank
Prep Type: Total/NA
Prep Batch: 51796

Analyte	MB Result	MB Qualifier	RL	EDL	Unit	D	Prepared	Analyzed	Dil Fac
PCB-184	ND		20		pg/g		09/08/14 14:58	09/13/14 00:34	1
PCB-185	ND		20		pg/g		09/08/14 14:58	09/13/14 00:34	1
PCB-186	ND		20		pg/g		09/08/14 14:58	09/13/14 00:34	1
PCB-187	ND		20		pg/g		09/08/14 14:58	09/13/14 00:34	1
PCB-188	ND		20		pg/g		09/08/14 14:58	09/13/14 00:34	1
PCB-189	ND		2.0		pg/g		09/08/14 14:58	09/13/14 00:34	1
PCB-190	ND		20		pg/g		09/08/14 14:58	09/13/14 00:34	1
PCB-191	ND		20		pg/g		09/08/14 14:58	09/13/14 00:34	1
PCB-192	ND		20		pg/g		09/08/14 14:58	09/13/14 00:34	1
PCB-194	ND		20		pg/g		09/08/14 14:58	09/13/14 00:34	1
PCB-195	ND		20		pg/g		09/08/14 14:58	09/13/14 00:34	1
PCB-196	ND		20		pg/g		09/08/14 14:58	09/13/14 00:34	1
PCB-197	ND		20		pg/g		09/08/14 14:58	09/13/14 00:34	1
PCB-198/199	ND		40		pg/g		09/08/14 14:58	09/13/14 00:34	1
PCB-200	ND		20		pg/g		09/08/14 14:58	09/13/14 00:34	1
PCB-201	ND		20		pg/g		09/08/14 14:58	09/13/14 00:34	1
PCB-202	ND		20		pg/g		09/08/14 14:58	09/13/14 00:34	1
PCB-203	ND		20		pg/g		09/08/14 14:58	09/13/14 00:34	1
PCB-204	ND		20		pg/g		09/08/14 14:58	09/13/14 00:34	1
PCB-205	ND		20		pg/g		09/08/14 14:58	09/13/14 00:34	1
PCB-206	ND		20		pg/g		09/08/14 14:58	09/13/14 00:34	1
PCB-207	ND		20		pg/g		09/08/14 14:58	09/13/14 00:34	1
PCB-208	ND		20		pg/g		09/08/14 14:58	09/13/14 00:34	1
PCB-209	ND		20		pg/g		09/08/14 14:58	09/13/14 00:34	1

Isotope Dilution	*MB %Recovery*	*MB Qualifier*	*Limits*	*Prepared*	*Analyzed*	*Dil Fac*
PCB-1L	*37*		*15 - 150*	*09/08/14 14:58*	*09/13/14 00:34*	*1*
PCB-3L	*45*		*15 - 150*	*09/08/14 14:58*	*09/13/14 00:34*	*1*
PCB-4L	*51*		*25 - 150*	*09/08/14 14:58*	*09/13/14 00:34*	*1*
PCB-15L	*56*		*25 - 150*	*09/08/14 14:58*	*09/13/14 00:34*	*1*
PCB-19L	*69*		*25 - 150*	*09/08/14 14:58*	*09/13/14 00:34*	*1*
PCB-37L	*52*		*25 - 150*	*09/08/14 14:58*	*09/13/14 00:34*	*1*
PCB-54L	*52*		*25 - 150*	*09/08/14 14:58*	*09/13/14 00:34*	*1*
PCB-77L	*64*		*25 - 150*	*09/08/14 14:58*	*09/13/14 00:34*	*1*
PCB-81L	*61*		*25 - 150*	*09/08/14 14:58*	*09/13/14 00:34*	*1*
PCB-104L	*52*		*25 - 150*	*09/08/14 14:58*	*09/13/14 00:34*	*1*
PCB-105L	*74*		*25 - 150*	*09/08/14 14:58*	*09/13/14 00:34*	*1*
PCB-114L	*69*		*25 - 150*	*09/08/14 14:58*	*09/13/14 00:34*	*1*
PCB-118L	*71*		*25 - 150*	*09/08/14 14:58*	*09/13/14 00:34*	*1*
PCB-123L	*71*		*25 - 150*	*09/08/14 14:58*	*09/13/14 00:34*	*1*
PCB-126L	*73*		*25 - 150*	*09/08/14 14:58*	*09/13/14 00:34*	*1*
PCB-155L	*52*		*25 - 150*	*09/08/14 14:58*	*09/13/14 00:34*	*1*
PCB-156L/157L	*85*		*25 - 150*	*09/08/14 14:58*	*09/13/14 00:34*	*1*
PCB-167L	*83*		*25 - 150*	*09/08/14 14:58*	*09/13/14 00:34*	*1*
PCB-169L	*73*		*25 - 150*	*09/08/14 14:58*	*09/13/14 00:34*	*1*
PCB-188L	*74*		*25 - 150*	*09/08/14 14:58*	*09/13/14 00:34*	*1*
PCB-189L	*81*		*25 - 150*	*09/08/14 14:58*	*09/13/14 00:34*	*1*
PCB-202L	*89*		*25 - 150*	*09/08/14 14:58*	*09/13/14 00:34*	*1*

Method: 1668A - Chlorinated Biphenyl Congeners (HRGC/HRMS) (Continued)

Lab Sample ID: MB 320-51796/1-A
Matrix: Solid
Analysis Batch: 52244

Client Sample ID: Method Blank
Prep Type: Total/NA
Prep Batch: 51796

Isotope Dilution	MB %Recovery	MB Qualifier	Limits	Prepared	Analyzed	Dil Fac
PCB-205L	85		25 - 150	09/08/14 14:58	09/13/14 00:34	1
PCB-206L	79		25 - 150	09/08/14 14:58	09/13/14 00:34	1
PCB-208L	80		25 - 150	09/08/14 14:58	09/13/14 00:34	1
PCB-209L	54		25 - 150	09/08/14 14:58	09/13/14 00:34	1

Surrogate	MB %Recovery	MB Qualifier	Limits	Prepared	Analyzed	Dil Fac
PCB-28L	50		30 - 135	09/08/14 14:58	09/13/14 00:34	1
PCB-111L	64		30 - 135	09/08/14 14:58	09/13/14 00:34	1
PCB-178L	85		30 - 135	09/08/14 14:58	09/13/14 00:34	1

Lab Sample ID: LCS 320-51796/2-A
Matrix: Solid
Analysis Batch: 52244

Client Sample ID: Lab Control Sample
Prep Type: Total/NA
Prep Batch: 51796

Analyte	Spike Added	LCS Result	LCS Qualifier	Unit	D	%Rec	%Rec. Limits
PCB-1	200	207		pg/g		104	50 - 150
PCB-3	200	204		pg/g		102	50 - 150
PCB-4	200	193		pg/g		96	50 - 150
PCB-15	200	203		pg/g		101	50 - 150
PCB-19	200	175		pg/g		88	50 - 150
PCB-37	200	215		pg/g		108	50 - 150
PCB-54	200	195		pg/g		98	50 - 150
PCB-77	200	203		pg/g		101	50 - 150
PCB-81	200	200		pg/g		100	50 - 150
PCB-104	200	206		pg/g		103	50 - 150
PCB-105	200	210		pg/g		105	50 - 150
PCB-114	200	203		pg/g		102	50 - 150
PCB-118	200	213		pg/g		106	50 - 150
PCB-123	200	204		pg/g		102	50 - 150
PCB-126	200	205		pg/g		103	50 - 150
PCB-155	200	222		pg/g		111	50 - 150
PCB-156/157	400	407		pg/g		102	50 - 150
PCB-167	200	202		pg/g		101	50 - 150
PCB-169	200	211		pg/g		106	50 - 150
PCB-188	200	194		pg/g		97	50 - 150
PCB-189	200	200		pg/g		100	50 - 150
PCB-202	200	197		pg/g		98	50 - 150
PCB-205	200	192		pg/g		96	50 - 150
PCB-206	200	203		pg/g		101	50 - 150
PCB-208	200	196		pg/g		98	50 - 150
PCB-209	200	197		pg/g		99	50 - 150

Isotope Dilution	LCS %Recovery	LCS Qualifier	Limits
PCB-1L	38		15 - 140
PCB-3L	48		15 - 140
PCB-4L	53		30 - 140
PCB-15L	61		30 - 140
PCB-19L	74		30 - 140

Method: 1668A - Chlorinated Biphenyl Congeners (HRGC/HRMS) (Continued)

Lab Sample ID: LCS 320-51796/2-A
Matrix: Solid
Analysis Batch: 52244

Client Sample ID: Lab Control Sample
Prep Type: Total/NA
Prep Batch: 51796

Isotope Dilution	LCS %Recovery	LCS Qualifier	Limits
PCB-37L	47		30 - 140
PCB-54L	52		30 - 140
PCB-77L	64		30 - 140
PCB-81L	61		30 - 140
PCB-104L	46		30 - 140
PCB-105L	69		30 - 140
PCB-114L	66		30 - 140
PCB-118L	67		30 - 140
PCB-123L	66		30 - 140
PCB-126L	70		30 - 140
PCB-155L	53		30 - 140
PCB-156L/157L	85		30 - 140
PCB-167L	83		30 - 140
PCB-169L	77		30 - 140
PCB-188L	75		30 - 140
PCB-189L	81		30 - 140
PCB-202L	89		30 - 140
PCB-205L	83		30 - 140
PCB-206L	81		30 - 140
PCB-208L	90		30 - 140
PCB-209L	64		30 - 140

Surrogate	LCS %Recovery	LCS Qualifier	Limits
PCB-28L	52		30 - 135
PCB-111L	59		30 - 135
PCB-178L	84		30 - 135

Specialty Organics

Prep Batch: 51796

Lab Sample ID	Client Sample ID	Prep Type	Matrix	Method	Prep Batch
440-82809-27	MH-SB-44-0-0.5	Total/NA	Solid	HRMS-Sox	
LCS 320-51796/2-A	Lab Control Sample	Total/NA	Solid	HRMS-Sox	
MB 320-51796/1-A	Method Blank	Total/NA	Solid	HRMS-Sox	

Analysis Batch: 52244

Lab Sample ID	Client Sample ID	Prep Type	Matrix	Method	Prep Batch
LCS 320-51796/2-A	Lab Control Sample	Total/NA	Solid	1668A	51796
MB 320-51796/1-A	Method Blank	Total/NA	Solid	1668A	51796

Analysis Batch: 52254

Lab Sample ID	Client Sample ID	Prep Type	Matrix	Method	Prep Batch
440-82809-27	MH-SB-44-0-0.5	Total/NA	Solid	1668A	51796

Qualifiers

Dioxin

Qualifier	Qualifier Description
G	The reported quantitation limit has been raised due to an exhibited elevated noise or matrix interference
E	Result exceeded calibration range.
q	The reported result is the estimated maximum possible concentration of this analyte, quantitated using the theoretical ion ratio. The measured ion ratio does not meet qualitative identification criteria and indicates a possible interference.

Glossary

Abbreviation	These commonly used abbreviations may or may not be present in this report.
¤	Listed under the "D" column to designate that the result is reported on a dry weight basis
%R	Percent Recovery
CFL	Contains Free Liquid
CNF	Contains no Free Liquid
DER	Duplicate error ratio (normalized absolute difference)
Dil Fac	Dilution Factor
DL, RA, RE, IN	Indicates a Dilution, Re-analysis, Re-extraction, or additional Initial metals/anion analysis of the sample
DLC	Decision level concentration
MDA	Minimum detectable activity
EDL	Estimated Detection Limit
MDC	Minimum detectable concentration
MDL	Method Detection Limit
ML	Minimum Level (Dioxin)
NC	Not Calculated
ND	Not detected at the reporting limit (or MDL or EDL if shown)
PQL	Practical Quantitation Limit
QC	Quality Control
RER	Relative error ratio
RL	Reporting Limit or Requested Limit (Radiochemistry)
RPD	Relative Percent Difference, a measure of the relative difference between two points
TEF	Toxicity Equivalent Factor (Dioxin)
TEQ	Toxicity Equivalent Quotient (Dioxin)

Certification Summary

Client: ENVIRON International Corp.
Project/Site: SMMUSD

TestAmerica Job ID: 440-82809-3

Laboratory: TestAmerica Irvine

All certifications held by this laboratory are listed. Not all certifications are applicable to this report.

Authority	Program	EPA Region	Certification ID	Expiration Date
Alaska	State Program	10	CA01531	06-30-15
Arizona	State Program	9	AZ0671	10-13-14 *
California	LA Cty Sanitation Districts	9	10256	01-31-15
California	State Program	9	2706	06-30-16
Guam	State Program	9	Cert. No. 12.002r	01-23-15
Hawaii	State Program	9	N/A	01-29-15 *
Nevada	State Program	9	CA015312007A	07-31-15
New Mexico	State Program	6	N/A	01-29-15
Northern Mariana Islands	State Program	9	MP0002	01-29-15
Oregon	NELAP	10	4005	01-29-15
USDA	Federal		P330-09-00080	06-06-15
USEPA UCMR	Federal	1	CA01531	01-31-15

Laboratory: TestAmerica Sacramento

All certifications held by this laboratory are listed. Not all certifications are applicable to this report.

Authority	Program	EPA Region	Certification ID	Expiration Date
A2LA	DoD ELAP		2928-01	01-31-16
Alaska (UST)	State Program	10	UST-055	12-18-13 *
Arizona	State Program	9	AZ0708	08-11-15
Arkansas DEQ	State Program	6	88-0691	06-17-15
California	State Program	9	2897	01-31-15
Colorado	State Program	8	N/A	08-31-15
Connecticut	State Program	1	PH-0691	06-30-15
Florida	NELAP	4	E87570	06-30-15
Hawaii	State Program	9	N/A	01-29-15
Illinois	NELAP	5	200060	03-17-15
Kansas	NELAP	7	E-10375	10-31-14
Louisiana	NELAP	6	30612	06-30-15
Michigan	State Program	5	9947	01-31-15
Nebraska	State Program	7	NE-OS-22-13	01-29-15
Nevada	State Program	9	CA44	07-31-15
New Jersey	NELAP	2	CA005	06-30-15
New York	NELAP	2	11666	04-01-15
Oregon	NELAP	10	CA200005	01-29-15
Oregon	NELAP Secondary AB	10	E87570	06-30-15
Pennsylvania	NELAP	3	9947	03-31-15
Texas	NELAP	6	T104704399-08-TX	05-31-15
US Fish & Wildlife	Federal		LE148388-0	12-31-14
USDA	Federal		P330-11-00436	12-30-14
USEPA UCMR	Federal	1	CA00044	11-06-16
Utah	NELAP	8	QUAN1	02-28-15
Washington	State Program	10	C581	05-05-15
West Virginia (DW)	State Program	3	9930C	12-31-14
Wyoming	State Program	8	8TMS-Q	01-29-15

* Certification renewal pending - certification considered valid.

TestAmerica Irvine
17461 Derian Ave Suite 100
Irvine, CA 92614-5817
Phone (949) 261-1022 Fax (949) 260-3297

Chain of Custody Record

TestAmerica
THE LEADER IN ENVIRONMENTAL TESTING

Client Information (Sub Contract Lab)	Sampler	Lab PM: Mata, Patty	Carrier Tracking No(s)	COC No: 440-51549 1
Client Contact: Shipping/Receiving	Phone	E-Mail: patty.mata@testamericainc.com		Page: Page 1 of 1
Company: TestAmerica Laboratories, Inc				Job #: 440-82809-3
Address: 880 Riverside Parkway, ,	Due Date Requested: 9/24/2014			
City: West Sacramento	TAT Requested (days):			
State, Zip: CA, 95605				
Phone: 916-373-5600(Tel) 916-372-1059(Fax)	PO #			
Email	WO #			
Project Name: SMMUSD	Project #: 44010851			
Site	SSOW#:			

Analysis Requested

Preservation Codes:

A - HCL	M - Hexane
B - NaOH	N - None
C - Zn Acetate	O - AsNaO2
D - Nitric Acid	P - Na2O4S
E - NaHSO4	Q - Na2SO3
F - MeOH	R - Na2S2SO3
G - Amchlor	S - H2SO4
H - Ascorbic Acid	T - TSP Dodecahydrate
I - Ice	U - Acetone
J - DI Water	V - MCAA
K - EDTA	W - ph 4-5
L - EDA	Z - other (specify)

Other:

Sample Identification - Client ID (Lab ID)	Sample Date	Sample Time	Sample Type (C=Comp, G=grab)	Matrix (W=water, S=solid, O=waste/oil, BT=Tissue, A=Air)	Field Filtered Sample (Yes or No)	Perform MS/MSD (Yes or No)	1668A/HRMS_Sox_P Full List (209)	Total Number of containers	Special Instructions/Note:
			Preservation Code:						
MH-SB-44-0-0 5 (440-82809-27)	7/8/14	07:53 Pacific		Solid			X	1	



Possible Hazard Identification *Unconfirmed*	***Sample Disposal (A fee may be assessed if samples are retained longer than 1 month)*** ☐ *Return To Client* ☐ *Disposal By Lab* ☐ *Archive For _____ Months*
Deliverable Requested I, II, III, IV, Other (specify)	Special Instructions/QC Requirements:

Empty Kit Relinquished by	Date:	Time:	Method of Shipment

Relinquished by: VuBanh	Date/Time: 9/3/14 1700	Company: TAL	Received by: FedEx	Date/Time: 9/3/14 1700	Company	
Relinquished by	Date/Time	Company	Received by: Stephanie Edwards	Date/Time: 9/4/14 9:05	Company: TA-WS	
Relinquished by	Date/Time	Company	Received by	Date/Time	Company	

Custody Seals Intact: Δ Yes Δ No	Custody Seal No.: Seal	Cooler Temperature(s) °C and Other Remarks: 0.6°C

ENVIRON

CHAIN-of-CUSTODY

№ 10011

PAGE 1 of 5

☒ 18100 Von Karman Ave., Suite 600, Irvine, CA 92612, (949) 261-5151, (949) 261-6202 (fax)

☐ 707 Wilshire Blvd., Suite 4950, Los Angeles, Calif. 90017, (213) 943-6300, (213) 943-6301 (fax)

☐ 1702 E Highland Avenue, Suite 412, Phoenix, AZ 85016, (602) 734-7700, (602) 734-7701 (fax)

MSA#: _____ WO#: _____

PROJECT NAME / FACILITY ID: SMMUSD

FIELD PERSON: A. Caron / K. Sutherland

PROJECT NUMBER: 04-33980A DATE: 7/8/14

PROJECT MANAGER: Safaa Dergham

PROJECT LOCATION: Malibu, CA

LABORATORY: TestAmerica

IS THIS A UST PROJECT OR IS EDF REQUIRED? Y N IF YES, GLOBAL ID #: _____

SAMPLER: Amy Caron

SIGNATURE: [signature]

SAMPLE I.D. NUMBER	SAMPLE DATE (YEAR 2014)	SAMPLE TIME	SAMPLE DEPTH (ft)	AIR SAMPLE VOLUME (L)	MATRIX (A) AIR (S) SOIL (G) GAS (W) WATER	NUMBER OF CONTAINERS	FILTERED/UNFILTERED (F/U)	PRESERVATION (SEE KEY)	ANALYSIS REQUIRED: PCBs 8082A	Pesticides 8141 & 8081	Herbicides 8151	Lead 6010	Metals 6010/7000	MS/MSD					COMMENTS
MH-SB-27A-0-0.5	7/8	0738	0-0.5'	/	S	1	U	NO	X										
MH-SB-27A-1.5-2		0743	1.5-2'	/		1			X										email results to:
MH-SB-27B-0-0.5		0748	0-0.5'	/		1			X										sdergham@environcorp.com
MH-SB-27B-1.5-2		0755	1.5-2'	/		1			X										acaron@ " "
MH-SB-28A-0-0.5		0803	0-0.5'	/		1			X										
MH-SB-28A-1.5-2		0808	1.5-2'	/		1			X										
MH-SB-28B-0-0.5		0811	0-0.5'	/		1			X										
MH-SB-28B-1.5-2		0827	1.5-2'	/		2			X					X					
MH-SB-28B-0-0.5-FD		0813	0-0.5'	/		1			X										
MH-SB-29-0-0.5		0844	0-0.5'	/		1			X	X	X	X							
MH-SB-29-1.5-2		0847	1.5-2'	/		1			X	X	X	X							
MH-SB-30-0-0.5		0834	0-0.5'	/		1			X	X	X	X							
MH-SB-30-1.5-2		0838	1.5-2'	/		1			X	X	X	X							
TOTAL	X	X	X																

440-82809 Chain of Custody



RELINQUISHED BY:	TIME/DATE:	RECEIVED BY: (COMPANY):	TIME/DATE:
[signature]	1546 7/8/14	[signature] DCS	1546 7/8/14
[signature] DCS	2045 7/8/14	[signature]	7/8/14 2045

TURNAROUND TIME (CIRCLE ONE): SAME DAY, 24 HOURS, 48 HOURS, 72 HOURS, 5 DAYS, NORMAL

SAMPLE INTEGRITY: #54 4.8°C/4.6°C; 5.3°C/5.1°C

INTACT: Y N Temp

IF SEALED, SEAL INTEGRITY

INTACT: Y N

H = HCL; N = HNO_3; S = H_2SO_4; U = UNKNOWN; NO = NONE; O = OTHER

FILE: LOG FORMS\Chain_of_Custody

ENVIRON — CHAIN-of-CUSTODY

№ 09861

☒ 18100 Von Karman Ave., Suite 600, Irvine, CA 92612, (949) 261-5151, (949) 261-6202 (fax)
☐ 707 Wilshire Blvd., Suite 4950, Los Angeles, Calif. 90017, (213) 943-6300, (213) 943-6301 (fax)
☐ 1702 E Highland Avenue, Suite 412, Phoenix, AZ 85016, (602) 734-7700, (602) 734-7701 (fax)

MSA#: _____ WO#: _____

PROJECT NAME / FACILITY ID: SMMUSD

FIELD PERSON: A. Caron / K. Sutherland

PROJECT NUMBER: 04-33980A DATE: 7/8/14

PROJECT MANAGER: Safaa Dergham

PROJECT LOCATION: Malibu, CA

LABORATORY: TestAmerica

IS THIS A UST PROJECT OR IS EDF REQUIRED? Y N IF YES, GLOBAL ID #: _____

SAMPLER: Amy Caron

SIGNATURE:

SAMPLE I.D. NUMBER	SAMPLE DATE (YEAR 2014)	SAMPLE DEPTH (ft)	SAMPLE TIME	AIR SAMPLE VOLUME (L)	MATRIX (A) AIR (S) SOIL (G) GAS (W) WATER	NUMBER OF CONTAINERS	FILTERED/UNFILTERED (F/U)	PRESERVATION (SEE KEY)	ANALYSIS REQUIRED: PCBs 8082A	Pesticides 8141 & 8081	Herbicides 8151	Lead 6010	Metals 6010/7000	SVOCs 8270C	TPH-Full cc 8015M				COMMENTS
MH-SB-31-0-0.5	7/8	0-0.5'	0855		S	1	U	NO		X	X		X						
MH-SB-31-1.5-2		1.5-2'	0900							X	X		X						see pg. 1
MH-SB-32-0-0.5		0-0.5'	0904						X	X	X	X							
MH-SB-32-1.5-2		1.5-2'	0916						X	X	X	X							
MH-SB-33-0-0.5		0-0.5'	0946							X	X		X						
MH-SB-33-1.5-2		1.5-2'	0948							X	X		X						
MH-SB-34-0-0.5		0-0.5'	1002							X	X		X						
MH-SB-34-1.5-2		1.5-2'	1004							X	X		X						
JC-SB-62-4.5-5		4.5-5'	1241										X	X	X				
JC-SB-62-14.5-15		14.5-15'	1255										X	X	X				
JC-SB-62-24.5-25		24.5-25'	1341										X	X	X				
JC-SB-62-34.5-35		34.5-35'	1424										X	X	X				
JC-SB-62-395-40	↓	39.5-40'	1443		↓	↓	↓	↓					X	X	X				
TOTAL	X	X	X																

RELINQUISHED BY: _____ TIME/DATE: 1546 7/8/14

RECEIVED BY: _____ (COMPANY): DCS TIME/DATE: 1546 7/8/14

RELINQUISHED BY: _____ TIME/DATE: 2015 7/8/14

RECEIVED BY: _____ (COMPANY): _____ TIME/DATE: 7/8/14 2015

RELINQUISHED BY: _____ TIME/DATE:

RECEIVED BY: _____ (COMPANY): _____ TIME/DATE:

TURNAROUND TIME (CIRCLE ONE): SAME DAY / 24 HOURS / 48 HOURS / 72 HOURS / 5 DAYS / NORMAL

SAMPLE INTEGRITY #5 4.9° / 4.6° / 5.3° / 5.1°

INTACT: Y N Temp _____

IF SEALED, SEAL INTEGRITY

INTACT: Y N

H = HCL; N = HNO_3; S = H_2SO_4; U = UNKNOWN; NO = NONE; O = OTHER

FILE: LOG FORMS\Chain_of_Custody

9/24/2014

ENVIRON

CHAIN-of-CUSTODY

№ 10083

PAGE 3 of 5

☐ 18100 Von Karman Ave., Suite 600
Irvine, CA 92612
(949) 261-5151
(949) 261-6202 (fax)

☐ 707 Wilshire Blvd., Suite 4950
Los Angeles, Calif. 90017
(213) 943-6300
(213) 943-6301 (fax)

☐ 1702 E Highland Avenue, Suite 412
Phoenix, AZ 85016
(602) 734-7700
(602) 734-7701 (fax)

MSA#: _____ WO#: _____

PROJECT NAME / FACILITY ID: SMMUSD

FIELD PERSON: K. Sutherland/A. Caron

PROJECT NUMBER: 0433980A DATE: 7/8/14

PROJECT MANAGER: S. Dergham

PROJECT LOCATION: Malibu, CA

LABORATORY: Test America

IS THIS A UST PROJECT OR IS EDF REQUIRED? Y N IF YES, GLOBAL ID #: _____

SAMPLER: Kevin Sutherland

SIGNATURE: [signature]

SAMPLE I.D. NUMBER	SAMPLE DATE (YEAR 2014)	SAMPLE TIME	SAMPLE DEPTH (ft)	AIR SAMPLE VOLUME (L)	MATRIX (A) AIR (S) SOIL (G) GAS (W) WATER	NUMBER OF CONTAINERS	FILTERED/UNFILTERED (F/U)	PRESERVATION (SEE KEY)	Pesticides by 8141 and 8081	Herbicides by 8151	Metals by 6010/7000	Lead by 6010	PCBs by 8082A	MS/MSD					COMMENTS
MH-SB-44-0-0.5	7/8	0753	0-0.5	/	S	1	U	NO	X	X		X	X						see pg 1
MH-SB-44-1.5-2		0804	1.5-2			1			X	X		X	X						
MH-SB-45-0-0.5		0807	0-0.5			1			X	X		X	X						
MH-SB-45-1.5-2		0816	1.5-2			1			X	X		X	X						
MH-SB-46-0-0.5		0821	0-0.5			2			X	X		X	X	X					
MH-SB-46-1.5-2		0827	1.5-2			1			X	X		X	X						
MH-SB-46-1.5-2-FD		0830	1.5-2			1			X	X		X	X						
MH-SB-47-0-0.5		0848	0-0.5			1			X	X		X	X						
MH-SB-47-1.5-2		0901	1.5-2			1			X	X		X	X						
MH-SB-48-0-0.5		0903	0-0.5			1			X	X		X	X						
MH-SB-48-1.5-2		0911	1.5-2			1			X	X		X	X						
MH-SB-49-0-0.5		0920	0-0.5			1			X	X			X						
MH-SB-49-1.5-2		0928	1.5-2			1			X	X			X						
TOTAL	X	X	X																

RELINQUISHED BY:	TIME/DATE:	RECEIVED BY: (COMPANY):	TIME/DATE:
[signature]	1546 7/8/14	[signature] OCS	7/8/14 5:46
[signature] OCS	2045 7/8/14	[signature]	7/8/14 2045

TURNAROUND TIME (CIRCLE ONE): SAME DAY, 24 HOURS, 48 HOURS, 72 HOURS, 5 DAYS, NORMAL

SAMPLE INTEGRITY #59 4.8°C/4.6°C 5.3°C/5.4°C

INTACT: Y N Temp _____

IF SEALED, SEAL INTEGRITY

INTACT: Y N

H = HCL; N = HNO_3; S = H_2SO_4; U = UNKNOWN; NO = NONE; O = OTHER

FILE: LOG FORMS\Chain_of_Custody

ENVIRON — CHAIN-of-CUSTODY

№ 10082

PAGE 4 of 5

☐ 18100 Von Karman Ave., Suite 600, Irvine, CA 92612, (949) 261-5151, (949) 261-6202 (fax)
☐ 707 Wilshire Blvd., Suite 4950, Los Angeles, Calif. 90017, (213) 943-6300, (213) 943-6301 (fax)
☐ 1702 E Highland Avenue, Suite 412, Phoenix, AZ 85016, (602) 734-7700, (602) 734-7701 (fax)

PROJECT NAME / FACILITY ID: SMMUSD

PROJECT NUMBER: 0433980A DATE: 7/8/14

PROJECT LOCATION: Malibu, CA

IS THIS A UST PROJECT OR IS EDF REQUIRED? Y N IF YES, GLOBAL ID #:

MSA#: WO#:

FIELD PERSON: K. Sutherland / A. Caron

PROJECT MANAGER: S. Deraghan

LABORATORY: Test America

SAMPLER: Kevin Sutherland

SIGNATURE:

SAMPLE I.D. NUMBER	SAMPLE DATE (YEAR 2014)	SAMPLE TIME	SAMPLE DEPTH (ft)	AIR SAMPLE VOLUME (L)	MATRIX (A) AIR (S) SOIL (G) GAS (W) WATER	NUMBER OF CONTAINERS	FILTERED/UNFILTERED (F/U)	PRESERVATION (SEE KEY)	ANALYSIS REQUIRED: Pesticides by 8141 and 8081	Herbicides by 8151	Metals by 6010/7000 Lead by 6010	PCBs by 8082A	MS/MSD					COMMENTS
MH-SB-62-0-0.5	7/8	0941	0-0.5		S	1	U	NO	X	X		X	X					See pg 1
MH-SB-62-1.5-2		0953	1.5-2			1			X	X		X	X					
MH-SB-63-0-0.5		1008	0-0.5			1			X	X			X					
MH-SB-63-1.5-2		1018	1.5-2			1			X	X			X					
MH-SB-64-0-0.5		1028	0-0.5			1			X	X			X					
MH-SB-64-1.5-2		1035	1.5-2			1			X	X			X					
MH-SB-65-0-0.5		1039	0-0.5			1			X	X			X					
MH-SB-65-1.5-2		1040	1.5-2			1			X	X			X					
MH-SB-35-0-0.5		1157	0-0.5			1			X	X	X							
MH-SB-35-1.5-2		1204	1.5-2			2			X	X	X		X					
MH-SB-35-0-0.5-FD		1206	0-0.5			1			X	X	X							
MH-SB-36-0-0.5		1214	0-0.5			1			X	X	X							
MH-SB-36-1.5-2	↓	1221	1.5-2	↓	↓		✓	↓	X	X	X							
TOTAL	X	X	X															

RELINQUISHED BY:	TIME/DATE:	RECEIVED BY:	TIME/DATE:
	1546 7/8/14	(COMPANY): DCS	1546 7/8/14
RELINQUISHED BY: DCS	TIME/DATE: 20:15 7/8/14	RECEIVED BY:	TIME/DATE:
		(COMPANY)	7/8/14 2015
RELINQUISHED BY:	TIME/DATE:	RECEIVED BY:	TIME/DATE:
		(COMPANY):	

TURNAROUND TIME (CIRCLE ONE): SAME DAY / 24 HOURS / 48 HOURS / 72 HOURS / 5 DAYS / NORMAL

SAMPLE INTEGRITY — INTACT: Y N Temp 4.8°/4.6°; 5.3°/5.1°

IF SEALED, SEAL INTEGRITY — INTACT: Y N

H = HCL; N = HNO_3; S = H_2SO_4; U = UNKNOWN; NO = NONE; O = OTHER

FILE: LOG FORMS\Chain_of_Custody

Page 25 of 30

9/24/2014

ENVIRON

CHAIN-of-CUSTODY

№ 10084

PAGE 5 of 5

☐ 18100 Von Karman Ave., Suite 600
Irvine, CA 92612
(949) 261-5151
(949) 261-6202 (fax)

☐ 707 Wilshire Blvd., Suite 4950
Los Angeles, Calif. 90017
(213) 943-6300
(213) 943-6301 (fax)

☐ 1702 E Highland Avenue, Suite 412
Phoenix, AZ 85016
(602) 734-7700
(602) 734-7701 (fax)

MSA#: _____ WO#: _____

PROJECT NAME / FACILITY ID: SMMUSD

FIELD PERSON: K. Sutherland/A. Caron

PROJECT NUMBER: 0433980A DATE: 7/8/14

PROJECT MANAGER: S. Dergham

PROJECT LOCATION: Malibu, CA

LABORATORY: Test America

IS THIS A UST PROJECT OR IS EDF REQUIRED? Y N IF YES, GLOBAL ID #: _____

SAMPLER: Kevin Sutherland

SIGNATURE: [signature]

YEAR 2014

SAMPLE I.D. NUMBER	SAMPLE DATE	SAMPLE TIME	SAMPLE DEPTH (ft)	AIR SAMPLE VOLUME (L)	MATRIX (A) AIR (S) SOIL (G) GAS (W) WATER	NUMBER OF CONTAINERS	FILTERED/UNFILTERED (F/U)	PRESERVATION (SEE KEY)	ANALYSIS REQUIRED: Pesticides by 8141 and 8081	Herbicides by 8151	Metals by 6010/7000	Lead by 6010	PCBs by 8082A	MS/MSD					COMMENTS
MH-SB-37-0-0.5	7/8	1238	0-0.5	/	S	1	U	NO	X	X		X	X						see pg 1
MH-SB-37-1.5-2		1236	1.5-2			1			X	X		X	X						did not sample
MH-SB-38-0-0.5		1239	0-0.5			1			X	X		X	X						MH-SB-41 or
MH-SB-38-1.5-2		1243	1.5-2			1			X	X		X	X						MH-SB-42
MH-SB-39-0-0.5		1252	0-0.5			1			X	X	X								
MH-SB-39-1.5-2		1300	1.5-2			1			X	X	X								
MH-SB-40-0-0.5		1304	0-0.5			1			X	X			X						
MH-SB-40-1.5-2		1331	1.5-2			1			X	X			X						
~~MH-SB-41-0-0.5~~			0-0.5			1			X	X		X	X					KS	
~~MH-SB-41-1.5-2~~			1.5-2			1			X	X		X	X					KS	
~~MH-SB-42-0-0.5~~			0-0.5			1			X	X	X							KS	
~~MH-SB-42-1.5-2~~			1.5-2			1			X	X	X							KS	
TOTAL	X	X	X																

RELINQUISHED BY:	TIME/DATE:	RECEIVED BY: (COMPANY):	TIME/DATE:
[signature]	1546 7/8/14	[signature] DGS	1546 7/8/14
[signature] DGS	20:15 7/8/14	[signature] (COMPANY): [illegible]	7/8/14 2015

TURNAROUND TIME (CIRCLE ONE): SAME DAY, 24 HOURS, 48 HOURS, 72 HOURS, 5 DAYS, NORMAL

SAMPLE INTEGRITY: INTACT: Y N Temp #54 4.8°C/4.6°C; 5.3°C/5.1°C

IF SEALED, SEAL INTEGRITY: INTACT: Y N

H = HCL; N = HNO_3; S = H_2SO_4; U = UNKNOWN; NO = NONE; O = OTHER

FILE: LOG FORMS\Chain_of_Custody

Login Sample Receipt Checklist

Client: ENVIRON International Corp.

Job Number: 440-82809-3

Login Number: 82809

List Source: TestAmerica Irvine

List Number: 1

Creator: Bernal, Janie M

Question	Answer	Comment
Radioactivity wasn't checked or is </= background as measured by a survey meter.	True	
The cooler's custody seal, if present, is intact.	True	
Sample custody seals, if present, are intact.	True	
The cooler or samples do not appear to have been compromised or tampered with.	True	
Samples were received on ice.	True	
Cooler Temperature is acceptable.	True	
Cooler Temperature is recorded.	True	
COC is present.	True	
COC is filled out in ink and legible.	True	
COC is filled out with all pertinent information.	True	
Is the Field Sampler's name present on COC?	True	
There are no discrepancies between the containers received and the COC.	True	
Samples are received within Holding Time.	True	
Sample containers have legible labels.	True	
Containers are not broken or leaking.	True	
Sample collection date/times are provided.	True	
Appropriate sample containers are used.	True	
Sample bottles are completely filled.	True	
Sample Preservation Verified.	N/A	
There is sufficient vol. for all requested analyses, incl. any requested MS/MSDs	True	
Containers requiring zero headspace have no headspace or bubble is <6mm (1/4").	True	
Multiphasic samples are not present.	True	
Samples do not require splitting or compositing.	True	
Residual Chlorine Checked.	N/A	

Login Sample Receipt Checklist

Client: ENVIRON International Corp.

Job Number: 440-82809-3

Login Number: 82809
List Number: 4
Creator: Yang, Nhia X

List Source: TestAmerica Sacramento
List Creation: 09/04/14 10:15 AM

Question	Answer	Comment
Radioactivity wasn't checked or is </= background as measured by a survey meter.	True	
The cooler's custody seal, if present, is intact.	True	
Sample custody seals, if present, are intact.	N/A	
The cooler or samples do not appear to have been compromised or tampered with.	True	
Samples were received on ice.	True	
Cooler Temperature is acceptable.	True	
Cooler Temperature is recorded.	True	
COC is present.	True	
COC is filled out in ink and legible.	True	
COC is filled out with all pertinent information.	True	
Is the Field Sampler's name present on COC?	N/A	
There are no discrepancies between the containers received and the COC.	True	
Samples are received within Holding Time.	True	
Sample containers have legible labels.	True	
Containers are not broken or leaking.	True	
Sample collection date/times are provided.	True	
Appropriate sample containers are used.	True	
Sample bottles are completely filled.	True	
Sample Preservation Verified.	N/A	
There is sufficient vol. for all requested analyses, incl. any requested MS/MSDs	True	
Containers requiring zero headspace have no headspace or bubble is <6mm (1/4").	True	
Multiphasic samples are not present.	True	
Samples do not require splitting or compositing.	True	
Residual Chlorine Checked.	N/A	

Isotope Dilution Summary

Client: ENVIRON International Corp.
Project/Site: SMMUSD

TestAmerica Job ID: 440-82809-3

Method: 1668A - Chlorinated Biphenyl Congeners (HRGC/HRMS)

Matrix: Solid **Prep Type: Total/NA**

		Percent Isotope Dilution Recovery (Acceptance Limits)							
		PCB-1L	PCB-3L	PCB-4L	PCB-15L	PCB-19L	PCB-37L	PCB-54L	PCB-77L
Lab Sample ID	Client Sample ID	(15-150)	(15-150)	(25-150)	(25-150)	(25-150)	(25-150)	(25-150)	(25-150)
440-82809-27	MH-SB-44-0-0.5	38	43	49	60	58	71	57	89
MB 320-51796/1-A	Method Blank	37	45	51	56	69	52	52	64

		Percent Isotope Dilution Recovery (Acceptance Limits)							
		PCB-81L	PCB-104L	PCB-105L	PCB-114L	PCB-118L	PCB-123L	PCB-126L	PCB-155L
Lab Sample ID	Client Sample ID	(25-150)	(25-150)	(25-150)	(25-150)	(25-150)	(25-150)	(25-150)	(25-150)
440-82809-27	MH-SB-44-0-0.5	86	65	92	88	91	92	89	77
MB 320-51796/1-A	Method Blank	61	52	74	69	71	71	73	52

		Percent Isotope Dilution Recovery (Acceptance Limits)							
		CB-156L/15	PCB-167L	PCB-169L	PCB-188L	PCB-189L	PCB-202L	PCB-205L	PCB-206L
Lab Sample ID	Client Sample ID	(25-150)	(25-150)	(25-150)	(25-150)	(25-150)	(25-150)	(25-150)	(25-150)
440-82809-27	MH-SB-44-0-0.5	98	96	84	105	87	111	86	78
MB 320-51796/1-A	Method Blank	85	83	73	74	81	89	85	79

		Percent Isotope Dilution Recovery (Acceptance Limits)	
		PCB-208L	PCB-209L
Lab Sample ID	Client Sample ID	(25-150)	(25-150)
440-82809-27	MH-SB-44-0-0.5	98	59
MB 320-51796/1-A	Method Blank	80	54

Surrogate Legend

PCB-1L = PCB-1L
PCB-3L = PCB-3L
PCB-4L = PCB-4L
PCB-15L = PCB-15L
PCB-19L = PCB-19L
PCB-37L = PCB-37L
PCB-54L = PCB-54L
PCB-77L = PCB-77L
PCB-81L = PCB-81L
PCB-104L = PCB-104L
PCB-105L = PCB-105L
PCB-114L = PCB-114L
PCB-118L = PCB-118L
PCB-123L = PCB-123L
PCB-126L = PCB-126L
PCB-155L = PCB-155L
PCB-156L/157L = PCB-156L/157L
PCB-167L = PCB-167L
PCB-169L = PCB-169L
PCB-188L = PCB-188L
PCB-189L = PCB-189L
PCB-202L = PCB-202L
PCB-205L = PCB-205L
PCB-206L = PCB-206L
PCB-208L = PCB-208L
PCB-209L = PCB-209L

Isotope Dilution Summary

Client: ENVIRON International Corp.
Project/Site: SMMUSD

TestAmerica Job ID: 440-82809-3

Method: 1668A - Chlorinated Biphenyl Congeners (HRGC/HRMS)

Matrix: Solid **Prep Type: Total/NA**

		Percent Isotope Dilution Recovery (Acceptance Limits)							
		PCB-1L	PCB-3L	PCB-4L	PCB-15L	PCB-19L	PCB-37L	PCB-54L	PCB-77L
Lab Sample ID	Client Sample ID	(15-140)	(15-140)	(30-140)	(30-140)	(30-140)	(30-140)	(30-140)	(30-140)
LCS 320-51796/2-A	Lab Control Sample	38	48	53	61	74	47	52	64

		Percent Isotope Dilution Recovery (Acceptance Limits)							
		PCB-81L	PCB-104L	PCB-105L	PCB-114L	PCB-118L	PCB-123L	PCB-126L	PCB-155L
Lab Sample ID	Client Sample ID	(30-140)	(30-140)	(30-140)	(30-140)	(30-140)	(30-140)	(30-140)	(30-140)
LCS 320-51796/2-A	Lab Control Sample	61	46	69	66	67	66	70	53

		Percent Isotope Dilution Recovery (Acceptance Limits)							
		CB-156L/15	PCB-167L	PCB-169L	PCB-188L	PCB-189L	PCB-202L	PCB-205L	PCB-206L
Lab Sample ID	Client Sample ID	(30-140)	(30-140)	(30-140)	(30-140)	(30-140)	(30-140)	(30-140)	(30-140)
LCS 320-51796/2-A	Lab Control Sample	85	83	77	75	81	89	83	81

		Percent Isotope Dilution Recovery (Acceptance Limits)							
		PCB-208L	PCB-209L						
Lab Sample ID	Client Sample ID	(30-140)	(30-140)						
LCS 320-51796/2-A	Lab Control Sample	90	64						

Surrogate Legend

PCB-1L = PCB-1L
PCB-3L = PCB-3L
PCB-4L = PCB-4L
PCB-15L = PCB-15L
PCB-19L = PCB-19L
PCB-37L = PCB-37L
PCB-54L = PCB-54L
PCB-77L = PCB-77L
PCB-81L = PCB-81L
PCB-104L = PCB-104L
PCB-105L = PCB-105L
PCB-114L = PCB-114L
PCB-118L = PCB-118L
PCB-123L = PCB-123L
PCB-126L = PCB-126L
PCB-155L = PCB-155L
PCB-156L/157L = PCB-156L/157L
PCB-167L = PCB-167L
PCB-169L = PCB-169L
PCB-188L = PCB-188L
PCB-189L = PCB-189L
PCB-202L = PCB-202L
PCB-205L = PCB-205L
PCB-206L = PCB-206L
PCB-208L = PCB-208L
PCB-209L = PCB-209L

TestAmerica

THE LEADER IN ENVIRONMENTAL TESTING

ANALYTICAL REPORT

TestAmerica Laboratories, Inc.
TestAmerica Irvine
17461 Derian Ave
Suite 100
Irvine, CA 92614-5817
Tel: (949)261-1022

TestAmerica Job ID: 440-82829-3
Client Project/Site: SMMUSD

For:
ENVIRON International Corp.
18100 Von Karman Avenue
Irvine, California 92612

Attn: Safaa Dergham

Authorized for release by:
9/24/2014 6:15:31 PM

Patty Mata, Senior Project Manager
(949)261-1022
patty.mata@testamericainc.com

LINKS

Review your project results through TotalAccess

Have a Question? Ask The Expert

Visit us at: www.testamericainc.com

The test results in this report meet all 2003 NELAC and 2009 TNI requirements for accredited parameters, exceptions are noted in this report. This report may not be reproduced except in full, and with written approval from the laboratory. For questions please contact the Project Manager at the e-mail address or telephone number listed on this page.

This report has been electronically signed and authorized by the signatory. Electronic signature is intended to be the legally binding equivalent of a traditionally handwritten signature.

Results relate only to the items tested and the sample(s) as received by the laboratory.

Table of Contents

Cover Page 1
Table of Contents 2
Sample Summary 3
Case Narrative 4
Client Sample Results 5
Method Summary 19
Lab Chronicle 20
QC Sample Results 21
QC Association Summary 27
Definitions/Glossary 28
Certification Summary 29
Subcontract Data 30
Chain of Custody 31
Receipt Checklists 37
Isotope Dilution Summary 39

Sample Summary

Client: ENVIRON International Corp.
Project/Site: SMMUSD

TestAmerica Job ID: 440-82829-3

Lab Sample ID	Client Sample ID	Matrix	Collected	Received
440-82829-3	MH-SB-76-0-0.5	Solid	07/09/14 08:11	07/09/14 17:10
440-82829-10	MH-SB-79-0-0.5	Solid	07/09/14 08:51	07/09/14 17:10
440-82829-30	MH-SB-8-0-0.5	Solid	07/09/14 13:42	07/09/14 17:10

Job ID: 440-82829-3

Laboratory: TestAmerica Irvine

Narrative

Job Narrative
440-82829-3

Comments
Additional PCB Congeners tests were requested for selected samples on 8/29/14. Only the PCB Congener results are included in this report.

Receipt
The samples were received on 7/9/2014 5:10 PM; the samples arrived in good condition, properly preserved and, where required, on ice. The temperatures of the 2 coolers at receipt time were 7.2º C and 11.0º C.

PCB Congeners
Method(s) 1668A: The concentration of one or more analytes associated with the following samples exceeded the instrument calibration range: MH-SB-76-0-0.5 (440-82829-3), MH-SB-79-0-0.5 (440-82829-10). These analytes have been qualified with "E" flags; however, the peaks did not saturate the instrument detector. Historical data indicate that for the isotope dilution method, dilution and re-analysis will not produce significantly different results from those reported above the calibration range.

Method(s) 1668A: The following samples were diluted to bring the concentration of target analytes within the calibration range: MH-SB-76-0-0.5 (440-82829-3), MH-SB-79-0-0.5 (440-82829-10). Elevated reporting limits (RLs) are provided.

Method(s) 1668A: The following samples exhibited elevated noise or matrix interferences for one or more analytes resulting in elevated reporting limits (RL): MH-SB-76-0-0.5 (440-82829-3), MH-SB-79-0-0.5 (440-82829-10), MH-SB-8-0-0.5 (440-82829-30). The Reporting Limits (RL) were raised and these analytes flagged with the "G" qualifier.

No additional analytical or quality issues were noted, other than those described above or in the Definitions/Glossary page.

PCB Congeners Prep
No analytical or quality issues were noted, other than those described in the Definitions/Glossary page.

Client: ENVIRON International Corp.
Project/Site: SMMUSD

TestAmerica Job ID: 440-82829-3

Client Sample ID: MH-SB-76-0-0.5
Date Collected: 07/09/14 08:11
Date Received: 07/09/14 17:10

Lab Sample ID: 440-82829-3
Matrix: Solid

Method: 1668A - Chlorinated Biphenyl Congeners (HRGC/HRMS)

Analyte	Result	Qualifier	RL	EDL	Unit	D	Prepared	Analyzed	Dil Fac
PCB-1	97		20		pg/g		09/08/14 14:58	09/13/14 13:30	1
PCB-2	ND		20		pg/g		09/08/14 14:58	09/13/14 13:30	1
PCB-3	25		20		pg/g		09/08/14 14:58	09/13/14 13:30	1
PCB-4	230		20		pg/g		09/08/14 14:58	09/13/14 13:30	1
PCB-5	ND		20		pg/g		09/08/14 14:58	09/13/14 13:30	1
PCB-6	66		20		pg/g		09/08/14 14:58	09/13/14 13:30	1
PCB-7	ND		20		pg/g		09/08/14 14:58	09/13/14 13:30	1
PCB-8	240		20		pg/g		09/08/14 14:58	09/13/14 13:30	1
PCB-9	26		20		pg/g		09/08/14 14:58	09/13/14 13:30	1
PCB-10	ND		20		pg/g		09/08/14 14:58	09/13/14 13:30	1
PCB-11	98		20		pg/g		09/08/14 14:58	09/13/14 13:30	1
PCB-12/13	46		39		pg/g		09/08/14 14:58	09/13/14 13:30	1
PCB-14	ND		20		pg/g		09/08/14 14:58	09/13/14 13:30	1
PCB-15	200		20		pg/g		09/08/14 14:58	09/13/14 13:30	1
PCB-16	280		20		pg/g		09/08/14 14:58	09/13/14 13:30	1
PCB-17	210		20		pg/g		09/08/14 14:58	09/13/14 13:30	1
PCB-18/30	460		39		pg/g		09/08/14 14:58	09/13/14 13:30	1
PCB-19	86		20		pg/g		09/08/14 14:58	09/13/14 13:30	1
PCB-20/28	750		39		pg/g		09/08/14 14:58	09/13/14 13:30	1
PCB-21/33	310	q	39		pg/g		09/08/14 14:58	09/13/14 13:30	1
PCB-22	240	G	38		pg/g		09/08/14 14:58	09/13/14 13:30	1
PCB-23	ND	G	32		pg/g		09/08/14 14:58	09/13/14 13:30	1
PCB-24	ND		20		pg/g		09/08/14 14:58	09/13/14 13:30	1
PCB-25	150	G	33		pg/g		09/08/14 14:58	09/13/14 13:30	1
PCB-26/29	520		39		pg/g		09/08/14 14:58	09/13/14 13:30	1
PCB-27	40		20		pg/g		09/08/14 14:58	09/13/14 13:30	1
PCB-31	1400	G	33		pg/g		09/08/14 14:58	09/13/14 13:30	1
PCB-32	140		20		pg/g		09/08/14 14:58	09/13/14 13:30	1
PCB-34	ND	G	33		pg/g		09/08/14 14:58	09/13/14 13:30	1
PCB-35	590	G	38		pg/g		09/08/14 14:58	09/13/14 13:30	1
PCB-36	370	G	34		pg/g		09/08/14 14:58	09/13/14 13:30	1
PCB-37	1500	G	40		pg/g		09/08/14 14:58	09/13/14 13:30	1
PCB-38	ND	G	36		pg/g		09/08/14 14:58	09/13/14 13:30	1
PCB-39	50	G	34		pg/g		09/08/14 14:58	09/13/14 13:30	1
PCB-41	160	G	40		pg/g		09/08/14 14:58	09/13/14 13:30	1
PCB-40/71	3600		39		pg/g		09/08/14 14:58	09/13/14 13:30	1
PCB-42	1800	G	34		pg/g		09/08/14 14:58	09/13/14 13:30	1
PCB-43	210	G q	35		pg/g		09/08/14 14:58	09/13/14 13:30	1
PCB-45	370	G	34		pg/g		09/08/14 14:58	09/13/14 13:30	1
PCB-46	370	G	36		pg/g		09/08/14 14:58	09/13/14 13:30	1
PCB-48	810	G	31		pg/g		09/08/14 14:58	09/13/14 13:30	1
PCB-50/53	1600		39		pg/g		09/08/14 14:58	09/13/14 13:30	1
PCB-51	120	G	29		pg/g		09/08/14 14:58	09/13/14 13:30	1
PCB-54	ND		20		pg/g		09/08/14 14:58	09/13/14 13:30	1
PCB-55	ND	G	250		pg/g		09/08/14 14:58	09/13/14 13:30	1
PCB-57	ND	G	250		pg/g		09/08/14 14:58	09/13/14 13:30	1
PCB-58	ND	G	250		pg/g		09/08/14 14:58	09/13/14 13:30	1
PCB-59/62/75	660		59		pg/g		09/08/14 14:58	09/13/14 13:30	1
PCB-60	1700	G q	260		pg/g		09/08/14 14:58	09/13/14 13:30	1

Client Sample ID: MH-SB-76-0-0.5
Date Collected: 07/09/14 08:11
Date Received: 07/09/14 17:10

Lab Sample ID: 440-82829-3
Matrix: Solid

Method: 1668A - Chlorinated Biphenyl Congeners (HRGC/HRMS) (Continued)

Analyte	Result	Qualifier	RL	EDL	Unit	D	Prepared	Analyzed	Dil Fac
PCB-63	490	G q	230		pg/g		09/08/14 14:58	09/13/14 13:30	1
PCB-67	630	G q	230		pg/g		09/08/14 14:58	09/13/14 13:30	1
PCB-68	ND	G	220		pg/g		09/08/14 14:58	09/13/14 13:30	1
PCB-72	330	G q	240		pg/g		09/08/14 14:58	09/13/14 13:30	1
PCB-73	ND	G	24		pg/g		09/08/14 14:58	09/13/14 13:30	1
PCB-78	ND	G	280		pg/g		09/08/14 14:58	09/13/14 13:30	1
PCB-79	1900	G	240		pg/g		09/08/14 14:58	09/13/14 13:30	1
PCB-80	ND	G	230		pg/g		09/08/14 14:58	09/13/14 13:30	1
PCB-81	ND	G	280		pg/g		09/08/14 14:58	09/13/14 13:30	1
PCB-89	ND	G	1000		pg/g		09/08/14 14:58	09/13/14 13:30	1
PCB-93/100	ND	G	910		pg/g		09/08/14 14:58	09/13/14 13:30	1
PCB-94	ND	G	960		pg/g		09/08/14 14:58	09/13/14 13:30	1
PCB-96	530		20		pg/g		09/08/14 14:58	09/13/14 13:30	1
PCB-98/102	2300	G	840		pg/g		09/08/14 14:58	09/13/14 13:30	1
PCB-103	ND	G	830		pg/g		09/08/14 14:58	09/13/14 13:30	1
PCB-104	ND		20		pg/g		09/08/14 14:58	09/13/14 13:30	1
PCB-106	ND	G	810		pg/g		09/08/14 14:58	09/13/14 13:30	1
PCB-111	ND	G	660		pg/g		09/08/14 14:58	09/13/14 13:30	1
PCB-112	ND	G	640		pg/g		09/08/14 14:58	09/13/14 13:30	1
PCB-114	1700	G	720		pg/g		09/08/14 14:58	09/13/14 13:30	1
PCB-120	ND	G	700		pg/g		09/08/14 14:58	09/13/14 13:30	1
PCB-121	ND	G	660		pg/g		09/08/14 14:58	09/13/14 13:30	1
PCB-122	1700	G	830		pg/g		09/08/14 14:58	09/13/14 13:30	1
PCB-126	2200	G E	940		pg/g		09/08/14 14:58	09/13/14 13:30	1
PCB-127	ND	G	810		pg/g		09/08/14 14:58	09/13/14 13:30	1
PCB-131	1800	G	380		pg/g		09/08/14 14:58	09/13/14 13:30	1
PCB-133	1700	G	350		pg/g		09/08/14 14:58	09/13/14 13:30	1
PCB-139/140	2500	G	300		pg/g		09/08/14 14:58	09/13/14 13:30	1
PCB-142	ND	G	350		pg/g		09/08/14 14:58	09/13/14 13:30	1
PCB-145	ND	G	220		pg/g		09/08/14 14:58	09/13/14 13:30	1
PCB-148	ND	G	310		pg/g		09/08/14 14:58	09/13/14 13:30	1
PCB-150	ND	G	210		pg/g		09/08/14 14:58	09/13/14 13:30	1
PCB-152	ND	G	210		pg/g		09/08/14 14:58	09/13/14 13:30	1
PCB-154	1100	G	280		pg/g		09/08/14 14:58	09/13/14 13:30	1
PCB-155	ND	G	250		pg/g		09/08/14 14:58	09/13/14 13:30	1
PCB-159	ND	G	90		pg/g		09/08/14 14:58	09/13/14 13:30	1
PCB-160	ND	G	270		pg/g		09/08/14 14:58	09/13/14 13:30	1
PCB-161	ND	G	240		pg/g		09/08/14 14:58	09/13/14 13:30	1
PCB-162	440	G	87		pg/g		09/08/14 14:58	09/13/14 13:30	1
PCB-164	8400	G E	260		pg/g		09/08/14 14:58	09/13/14 13:30	1
PCB-165	ND	G	280		pg/g		09/08/14 14:58	09/13/14 13:30	1
PCB-169	ND	G	120		pg/g		09/08/14 14:58	09/13/14 13:30	1
PCB-171/173	3600		39		pg/g		09/08/14 14:58	09/13/14 13:30	1
PCB-172	1700		20		pg/g		09/08/14 14:58	09/13/14 13:30	1
PCB-175	380		20		pg/g		09/08/14 14:58	09/13/14 13:30	1
PCB-176	880		20		pg/g		09/08/14 14:58	09/13/14 13:30	1
PCB-178	1200		20		pg/g		09/08/14 14:58	09/13/14 13:30	1
PCB-181	190		20		pg/g		09/08/14 14:58	09/13/14 13:30	1
PCB-182	120		20		pg/g		09/08/14 14:58	09/13/14 13:30	1

Client Sample ID: MH-SB-76-0-0.5
Date Collected: 07/09/14 08:11
Date Received: 07/09/14 17:10

Lab Sample ID: 440-82829-3
Matrix: Solid

Method: 1668A - Chlorinated Biphenyl Congeners (HRGC/HRMS) (Continued)

Analyte	Result	Qualifier	RL	EDL	Unit	D	Prepared	Analyzed	Dil Fac
PCB-184	20		20		pg/g		09/08/14 14:58	09/13/14 13:30	1
PCB-185	770		20		pg/g		09/08/14 14:58	09/13/14 13:30	1
PCB-186	ND		20		pg/g		09/08/14 14:58	09/13/14 13:30	1
PCB-188	ND		20		pg/g		09/08/14 14:58	09/13/14 13:30	1
PCB-189	310		2.0		pg/g		09/08/14 14:58	09/13/14 13:30	1
PCB-190	1600		20		pg/g		09/08/14 14:58	09/13/14 13:30	1
PCB-191	370		20		pg/g		09/08/14 14:58	09/13/14 13:30	1
PCB-192	ND		20		pg/g		09/08/14 14:58	09/13/14 13:30	1
PCB-194	930		20		pg/g		09/08/14 14:58	09/13/14 13:30	1
PCB-195	350		20		pg/g		09/08/14 14:58	09/13/14 13:30	1
PCB-196	550		20		pg/g		09/08/14 14:58	09/13/14 13:30	1
PCB-197	36		20		pg/g		09/08/14 14:58	09/13/14 13:30	1
PCB-198/199	1300		39		pg/g		09/08/14 14:58	09/13/14 13:30	1
PCB-200	150		20		pg/g		09/08/14 14:58	09/13/14 13:30	1
PCB-201	130		20		pg/g		09/08/14 14:58	09/13/14 13:30	1
PCB-202	210		20		pg/g		09/08/14 14:58	09/13/14 13:30	1
PCB-203	710		20		pg/g		09/08/14 14:58	09/13/14 13:30	1
PCB-204	ND		20		pg/g		09/08/14 14:58	09/13/14 13:30	1
PCB-205	54		20		pg/g		09/08/14 14:58	09/13/14 13:30	1
PCB-206	350		20		pg/g		09/08/14 14:58	09/13/14 13:30	1
PCB-207	42		20		pg/g		09/08/14 14:58	09/13/14 13:30	1
PCB-208	91		20		pg/g		09/08/14 14:58	09/13/14 13:30	1
PCB-209	110		20		pg/g		09/08/14 14:58	09/13/14 13:30	1

Isotope Dilution	*%Recovery*	*Qualifier*	*Limits*	*Prepared*	*Analyzed*	*Dil Fac*
PCB-1L	*36*		*15 - 150*	*09/08/14 14:58*	*09/13/14 13:30*	*1*
PCB-3L	*42*		*15 - 150*	*09/08/14 14:58*	*09/13/14 13:30*	*1*
PCB-4L	*46*		*25 - 150*	*09/08/14 14:58*	*09/13/14 13:30*	*1*
PCB-15L	*53*		*25 - 150*	*09/08/14 14:58*	*09/13/14 13:30*	*1*
PCB-19L	*52*		*25 - 150*	*09/08/14 14:58*	*09/13/14 13:30*	*1*
PCB-37L	*68*		*25 - 150*	*09/08/14 14:58*	*09/13/14 13:30*	*1*
PCB-54L	*52*		*25 - 150*	*09/08/14 14:58*	*09/13/14 13:30*	*1*
PCB-77L	*92*		*25 - 150*	*09/08/14 14:58*	*09/13/14 13:30*	*1*
PCB-81L	*90*		*25 - 150*	*09/08/14 14:58*	*09/13/14 13:30*	*1*
PCB-104L	*64*		*25 - 150*	*09/08/14 14:58*	*09/13/14 13:30*	*1*
PCB-105L	*103*		*25 - 150*	*09/08/14 14:58*	*09/13/14 13:30*	*1*
PCB-114L	*101*		*25 - 150*	*09/08/14 14:58*	*09/13/14 13:30*	*1*
PCB-118L	*95*		*25 - 150*	*09/08/14 14:58*	*09/13/14 13:30*	*1*
PCB-123L	*99*		*25 - 150*	*09/08/14 14:58*	*09/13/14 13:30*	*1*
PCB-126L	*99*		*25 - 150*	*09/08/14 14:58*	*09/13/14 13:30*	*1*
PCB-155L	*72*		*25 - 150*	*09/08/14 14:58*	*09/13/14 13:30*	*1*
PCB-156L/157L	*111*		*25 - 150*	*09/08/14 14:58*	*09/13/14 13:30*	*1*
PCB-167L	*107*		*25 - 150*	*09/08/14 14:58*	*09/13/14 13:30*	*1*
PCB-169L	*96*		*25 - 150*	*09/08/14 14:58*	*09/13/14 13:30*	*1*
PCB-188L	*97*		*25 - 150*	*09/08/14 14:58*	*09/13/14 13:30*	*1*
PCB-189L	*88*		*25 - 150*	*09/08/14 14:58*	*09/13/14 13:30*	*1*
PCB-202L	*105*		*25 - 150*	*09/08/14 14:58*	*09/13/14 13:30*	*1*
PCB-205L	*89*		*25 - 150*	*09/08/14 14:58*	*09/13/14 13:30*	*1*
PCB-206L	*81*		*25 - 150*	*09/08/14 14:58*	*09/13/14 13:30*	*1*
PCB-208L	*95*		*25 - 150*	*09/08/14 14:58*	*09/13/14 13:30*	*1*

Client Sample ID: MH-SB-76-0-0.5
Date Collected: 07/09/14 08:11
Date Received: 07/09/14 17:10

Lab Sample ID: 440-82829-3
Matrix: Solid

Method: 1668A - Chlorinated Biphenyl Congeners (HRGC/HRMS) (Continued)

Isotope Dilution	%Recovery	Qualifier	Limits	Prepared	Analyzed	Dil Fac
PCB-209L	59		25 - 150	09/08/14 14:58	09/13/14 13:30	1

Surrogate	%Recovery	Qualifier	Limits	Prepared	Analyzed	Dil Fac
PCB-28L	59		30 - 135	09/08/14 14:58	09/13/14 13:30	1
PCB-111L	94		30 - 135	09/08/14 14:58	09/13/14 13:30	1
PCB-178L	109		30 - 135	09/08/14 14:58	09/13/14 13:30	1

Method: 1668A - Chlorinated Biphenyl Congeners (HRGC/HRMS) - DL

Analyte	Result	Qualifier	RL	EDL	Unit	D	Prepared	Analyzed	Dil Fac
PCB-44/47/65	24000		1200		pg/g		09/08/14 14:58	09/15/14 21:29	20
PCB-49/69	15000		780		pg/g		09/08/14 14:58	09/15/14 21:29	20
PCB-52	79000	E	390		pg/g		09/08/14 14:58	09/15/14 21:29	20
PCB-56	5800	G	440		pg/g		09/08/14 14:58	09/15/14 21:29	20
PCB-61/70/74/76	54000		1600		pg/g		09/08/14 14:58	09/15/14 21:29	20
PCB-64	7500		390		pg/g		09/08/14 14:58	09/15/14 21:29	20
PCB-66	16000	G	450		pg/g		09/08/14 14:58	09/15/14 21:29	20
PCB-77	8700	G	440		pg/g		09/08/14 14:58	09/15/14 21:29	20
PCB-82	15000	G	2200		pg/g		09/08/14 14:58	09/15/14 21:29	20
PCB-83	4500	G	2400		pg/g		09/08/14 14:58	09/15/14 21:29	20
PCB-84	28000	G	2000		pg/g		09/08/14 14:58	09/15/14 21:29	20
PCB-85/116/117	26000	G	1500		pg/g		09/08/14 14:58	09/15/14 21:29	20
PCB-86/87/97/108/119/125	85000		2300		pg/g		09/08/14 14:58	09/15/14 21:29	20
PCB-88/91	15000	G	1700		pg/g		09/08/14 14:58	09/15/14 21:29	20
PCB-90/101/113	140000	G E	1500		pg/g		09/08/14 14:58	09/15/14 21:29	20
PCB-92	29000	G	1800		pg/g		09/08/14 14:58	09/15/14 21:29	20
PCB-95	96000	G E	1700		pg/g		09/08/14 14:58	09/15/14 21:29	20
PCB-99	66000	G E	1800		pg/g		09/08/14 14:58	09/15/14 21:29	20
PCB-105	54000	E G	1400		pg/g		09/08/14 14:58	09/15/14 21:29	20
PCB-107/124	5400	G	1400		pg/g		09/08/14 14:58	09/15/14 21:29	20
PCB-109	9900	G	1300		pg/g		09/08/14 14:58	09/15/14 21:29	20
PCB-110/115	160000	G E	1400		pg/g		09/08/14 14:58	09/15/14 21:29	20
PCB-118	99000	E G	1200		pg/g		09/08/14 14:58	09/15/14 21:29	20
PCB-123	2200	G	1500		pg/g		09/08/14 14:58	09/15/14 21:29	20
PCB-128/166	27000		780		pg/g		09/08/14 14:58	09/15/14 21:29	20
PCB-129/138/163	140000	E	1200		pg/g		09/08/14 14:58	09/15/14 21:29	20
PCB-130	12000	G	720		pg/g		09/08/14 14:58	09/15/14 21:29	20
PCB-132	44000	G E	640		pg/g		09/08/14 14:58	09/15/14 21:29	20
PCB-134/143	6500		780		pg/g		09/08/14 14:58	09/15/14 21:29	20
PCB-135/151	25000		780		pg/g		09/08/14 14:58	09/15/14 21:29	20
PCB-136	11000	G	420		pg/g		09/08/14 14:58	09/15/14 21:29	20
PCB-137	6800	G	570		pg/g		09/08/14 14:58	09/15/14 21:29	20
PCB-141	18000	G	610		pg/g		09/08/14 14:58	09/15/14 21:29	20
PCB-144	3900	G	570		pg/g		09/08/14 14:58	09/15/14 21:29	20
PCB-146	17000	G	610		pg/g		09/08/14 14:58	09/15/14 21:29	20
PCB-147/149	79000	E	780		pg/g		09/08/14 14:58	09/15/14 21:29	20
PCB-153/168	81000	E	780		pg/g		09/08/14 14:58	09/15/14 21:29	20
PCB-156/157	13000	G	150		pg/g		09/08/14 14:58	09/15/14 21:29	20
PCB-158	14000	G	430		pg/g		09/08/14 14:58	09/15/14 21:29	20
PCB-167	4300	G	110		pg/g		09/08/14 14:58	09/15/14 21:29	20
PCB-170	11000		390		pg/g		09/08/14 14:58	09/15/14 21:29	20

Client Sample ID: MH-SB-76-0-0.5
Date Collected: 07/09/14 08:11
Date Received: 07/09/14 17:10

Lab Sample ID: 440-82829-3
Matrix: Solid

Method: 1668A - Chlorinated Biphenyl Congeners (HRGC/HRMS) - DL (Continued)

Analyte	Result	Qualifier	RL	EDL	Unit	D	Prepared	Analyzed	Dil Fac
PCB-174	9400		390		pg/g		09/08/14 14:58	09/15/14 21:29	20
PCB-177	5000		390		pg/g		09/08/14 14:58	09/15/14 21:29	20
PCB-179	2100		390		pg/g		09/08/14 14:58	09/15/14 21:29	20
PCB-180/193	15000		780		pg/g		09/08/14 14:58	09/15/14 21:29	20
PCB-183	4100		390		pg/g		09/08/14 14:58	09/15/14 21:29	20
PCB-187	6300		390		pg/g		09/08/14 14:58	09/15/14 21:29	20

Isotope Dilution	*%Recovery*	*Qualifier*	*Limits*	*Prepared*	*Analyzed*	*Dil Fac*
PCB-1L	*34*		*15 - 150*	*09/08/14 14:58*	*09/15/14 21:29*	*20*
PCB-3L	*42*		*15 - 150*	*09/08/14 14:58*	*09/15/14 21:29*	*20*
PCB-4L	*48*		*25 - 150*	*09/08/14 14:58*	*09/15/14 21:29*	*20*
PCB-15L	*44*		*25 - 150*	*09/08/14 14:58*	*09/15/14 21:29*	*20*
PCB-19L	*46*		*25 - 150*	*09/08/14 14:58*	*09/15/14 21:29*	*20*
PCB-37L	*40*		*25 - 150*	*09/08/14 14:58*	*09/15/14 21:29*	*20*
PCB-54L	*40*		*25 - 150*	*09/08/14 14:58*	*09/15/14 21:29*	*20*
PCB-77L	*76*		*25 - 150*	*09/08/14 14:58*	*09/15/14 21:29*	*20*
PCB-81L	*73*		*25 - 150*	*09/08/14 14:58*	*09/15/14 21:29*	*20*
PCB-104L	*51*		*25 - 150*	*09/08/14 14:58*	*09/15/14 21:29*	*20*
PCB-105L	*84*		*25 - 150*	*09/08/14 14:58*	*09/15/14 21:29*	*20*
PCB-114L	*75*		*25 - 150*	*09/08/14 14:58*	*09/15/14 21:29*	*20*
PCB-118L	*87*		*25 - 150*	*09/08/14 14:58*	*09/15/14 21:29*	*20*
PCB-123L	*79*		*25 - 150*	*09/08/14 14:58*	*09/15/14 21:29*	*20*
PCB-126L	*76*		*25 - 150*	*09/08/14 14:58*	*09/15/14 21:29*	*20*
PCB-155L	*69*		*25 - 150*	*09/08/14 14:58*	*09/15/14 21:29*	*20*
PCB-156L/157L	*94*		*25 - 150*	*09/08/14 14:58*	*09/15/14 21:29*	*20*
PCB-167L	*97*		*25 - 150*	*09/08/14 14:58*	*09/15/14 21:29*	*20*
PCB-169L	*80*		*25 - 150*	*09/08/14 14:58*	*09/15/14 21:29*	*20*
PCB-188L	*94*		*25 - 150*	*09/08/14 14:58*	*09/15/14 21:29*	*20*
PCB-189L	*88*		*25 - 150*	*09/08/14 14:58*	*09/15/14 21:29*	*20*
PCB-202L	*104*		*25 - 150*	*09/08/14 14:58*	*09/15/14 21:29*	*20*
PCB-205L	*89*		*25 - 150*	*09/08/14 14:58*	*09/15/14 21:29*	*20*
PCB-206L	*83*		*25 - 150*	*09/08/14 14:58*	*09/15/14 21:29*	*20*
PCB-208L	*94*		*25 - 150*	*09/08/14 14:58*	*09/15/14 21:29*	*20*
PCB-209L	*65*		*25 - 150*	*09/08/14 14:58*	*09/15/14 21:29*	*20*

Surrogate	*%Recovery*	*Qualifier*	*Limits*	*Prepared*	*Analyzed*	*Dil Fac*
PCB-28L	*57*		*30 - 135*	*09/08/14 14:58*	*09/15/14 21:29*	*20*
PCB-111L	*74*		*30 - 135*	*09/08/14 14:58*	*09/15/14 21:29*	*20*
PCB-178L	*89*		*30 - 135*	*09/08/14 14:58*	*09/15/14 21:29*	*20*

Client Sample ID: MH-SB-79-0-0.5
Date Collected: 07/09/14 08:51
Date Received: 07/09/14 17:10

Lab Sample ID: 440-82829-10
Matrix: Solid

Method: 1668A - Chlorinated Biphenyl Congeners (HRGC/HRMS)

Analyte	Result	Qualifier	RL	EDL	Unit	D	Prepared	Analyzed	Dil Fac
PCB-1	68		20		pg/g		09/08/14 14:58	09/13/14 14:46	1
PCB-2	ND		20		pg/g		09/08/14 14:58	09/13/14 14:46	1
PCB-3	ND		20		pg/g		09/08/14 14:58	09/13/14 14:46	1
PCB-4	160		20		pg/g		09/08/14 14:58	09/13/14 14:46	1
PCB-5	ND		20		pg/g		09/08/14 14:58	09/13/14 14:46	1

Client: ENVIRON International Corp.
Project/Site: SMMUSD

TestAmerica Job ID: 440-82829-3

Client Sample ID: MH-SB-79-0-0.5
Date Collected: 07/09/14 08:51
Date Received: 07/09/14 17:10

Lab Sample ID: 440-82829-10
Matrix: Solid

Method: 1668A - Chlorinated Biphenyl Congeners (HRGC/HRMS) (Continued)

Analyte	Result	Qualifier	RL	EDL	Unit	D	Prepared	Analyzed	Dil Fac
PCB-6	45		20		pg/g		09/08/14 14:58	09/13/14 14:46	1
PCB-7	ND		20		pg/g		09/08/14 14:58	09/13/14 14:46	1
PCB-8	150		20		pg/g		09/08/14 14:58	09/13/14 14:46	1
PCB-9	ND		20		pg/g		09/08/14 14:58	09/13/14 14:46	1
PCB-10	ND		20		pg/g		09/08/14 14:58	09/13/14 14:46	1
PCB-11	120		20		pg/g		09/08/14 14:58	09/13/14 14:46	1
PCB-12/13	ND		40		pg/g		09/08/14 14:58	09/13/14 14:46	1
PCB-14	ND		20		pg/g		09/08/14 14:58	09/13/14 14:46	1
PCB-15	140		20		pg/g		09/08/14 14:58	09/13/14 14:46	1
PCB-16	190		20		pg/g		09/08/14 14:58	09/13/14 14:46	1
PCB-17	140		20		pg/g		09/08/14 14:58	09/13/14 14:46	1
PCB-18/30	320		40		pg/g		09/08/14 14:58	09/13/14 14:46	1
PCB-19	55		20		pg/g		09/08/14 14:58	09/13/14 14:46	1
PCB-20/28	490		40		pg/g		09/08/14 14:58	09/13/14 14:46	1
PCB-21/33	220		40		pg/g		09/08/14 14:58	09/13/14 14:46	1
PCB-22	170	G	24		pg/g		09/08/14 14:58	09/13/14 14:46	1
PCB-23	ND	G	21		pg/g		09/08/14 14:58	09/13/14 14:46	1
PCB-24	ND		20		pg/g		09/08/14 14:58	09/13/14 14:46	1
PCB-25	92	G	22		pg/g		09/08/14 14:58	09/13/14 14:46	1
PCB-26/29	330		40		pg/g		09/08/14 14:58	09/13/14 14:46	1
PCB-27	27		20		pg/g		09/08/14 14:58	09/13/14 14:46	1
PCB-31	940	G	21		pg/g		09/08/14 14:58	09/13/14 14:46	1
PCB-32	93		20		pg/g		09/08/14 14:58	09/13/14 14:46	1
PCB-34	ND	G	22		pg/g		09/08/14 14:58	09/13/14 14:46	1
PCB-35	360	G	25		pg/g		09/08/14 14:58	09/13/14 14:46	1
PCB-36	230	G	22		pg/g		09/08/14 14:58	09/13/14 14:46	1
PCB-37	1000	G	27		pg/g		09/08/14 14:58	09/13/14 14:46	1
PCB-38	ND	G	24		pg/g		09/08/14 14:58	09/13/14 14:46	1
PCB-39	27	G	22		pg/g		09/08/14 14:58	09/13/14 14:46	1
PCB-41	100	G	47		pg/g		09/08/14 14:58	09/13/14 14:46	1
PCB-40/71	2500		40		pg/g		09/08/14 14:58	09/13/14 14:46	1
PCB-42	1200	G	40		pg/g		09/08/14 14:58	09/13/14 14:46	1
PCB-43	140	G	41		pg/g		09/08/14 14:58	09/13/14 14:46	1
PCB-45	270	G	41		pg/g		09/08/14 14:58	09/13/14 14:46	1
PCB-46	260	G	43		pg/g		09/08/14 14:58	09/13/14 14:46	1
PCB-48	550	G	37		pg/g		09/08/14 14:58	09/13/14 14:46	1
PCB-50/53	1100		40		pg/g		09/08/14 14:58	09/13/14 14:46	1
PCB-51	84	G q	34		pg/g		09/08/14 14:58	09/13/14 14:46	1
PCB-54	ND		20		pg/g		09/08/14 14:58	09/13/14 14:46	1
PCB-55	ND	G	190		pg/g		09/08/14 14:58	09/13/14 14:46	1
PCB-57	ND	G	190		pg/g		09/08/14 14:58	09/13/14 14:46	1
PCB-58	ND	G	190		pg/g		09/08/14 14:58	09/13/14 14:46	1
PCB-59/62/75	410		60		pg/g		09/08/14 14:58	09/13/14 14:46	1
PCB-60	1400	G	200		pg/g		09/08/14 14:58	09/13/14 14:46	1
PCB-63	370	G	180		pg/g		09/08/14 14:58	09/13/14 14:46	1
PCB-67	410	G q	170		pg/g		09/08/14 14:58	09/13/14 14:46	1
PCB-68	ND	G	170		pg/g		09/08/14 14:58	09/13/14 14:46	1
PCB-72	210	G	180		pg/g		09/08/14 14:58	09/13/14 14:46	1
PCB-73	ND	G	29		pg/g		09/08/14 14:58	09/13/14 14:46	1

Client: ENVIRON International Corp.
Project/Site: SMMUSD

TestAmerica Job ID: 440-82829-3

Client Sample ID: MH-SB-79-0-0.5
Date Collected: 07/09/14 08:51
Date Received: 07/09/14 17:10

Lab Sample ID: 440-82829-10
Matrix: Solid

Method: 1668A - Chlorinated Biphenyl Congeners (HRGC/HRMS) (Continued)

Analyte	Result	Qualifier	RL	EDL	Unit	D	Prepared	Analyzed	Dil Fac
PCB-78	ND	G	210		pg/g		09/08/14 14:58	09/13/14 14:46	1
PCB-79	**1200**	**G**	180		pg/g		09/08/14 14:58	09/13/14 14:46	1
PCB-80	ND	G	180		pg/g		09/08/14 14:58	09/13/14 14:46	1
PCB-81	ND	G	220		pg/g		09/08/14 14:58	09/13/14 14:46	1
PCB-89	ND	G	780		pg/g		09/08/14 14:58	09/13/14 14:46	1
PCB-93/100	ND	G	700		pg/g		09/08/14 14:58	09/13/14 14:46	1
PCB-94	ND	G	740		pg/g		09/08/14 14:58	09/13/14 14:46	1
PCB-96	**350**		20		pg/g		09/08/14 14:58	09/13/14 14:46	1
PCB-98/102	**1500**	**G**	650		pg/g		09/08/14 14:58	09/13/14 14:46	1
PCB-103	ND	G	640		pg/g		09/08/14 14:58	09/13/14 14:46	1
PCB-104	ND		20		pg/g		09/08/14 14:58	09/13/14 14:46	1
PCB-106	ND	G	620		pg/g		09/08/14 14:58	09/13/14 14:46	1
PCB-107/124	**3000**	**G**	570		pg/g		09/08/14 14:58	09/13/14 14:46	1
PCB-111	ND	G	510		pg/g		09/08/14 14:58	09/13/14 14:46	1
PCB-112	ND	G	490		pg/g		09/08/14 14:58	09/13/14 14:46	1
PCB-114	**1000**	**G**	580		pg/g		09/08/14 14:58	09/13/14 14:46	1
PCB-120	ND	G	540		pg/g		09/08/14 14:58	09/13/14 14:46	1
PCB-121	ND	G	510		pg/g		09/08/14 14:58	09/13/14 14:46	1
PCB-122	**990**	**G**	640		pg/g		09/08/14 14:58	09/13/14 14:46	1
PCB-123	**940**	**G**	560		pg/g		09/08/14 14:58	09/13/14 14:46	1
PCB-126	**1200**	**G**	770		pg/g		09/08/14 14:58	09/13/14 14:46	1
PCB-127	ND	G	620		pg/g		09/08/14 14:58	09/13/14 14:46	1
PCB-131	**1200**	**G**	290		pg/g		09/08/14 14:58	09/13/14 14:46	1
PCB-133	**1000**	**G**	280		pg/g		09/08/14 14:58	09/13/14 14:46	1
PCB-134/143	**3600**	**G**	280		pg/g		09/08/14 14:58	09/13/14 14:46	1
PCB-139/140	**1500**	**G**	230		pg/g		09/08/14 14:58	09/13/14 14:46	1
PCB-142	ND	G	270		pg/g		09/08/14 14:58	09/13/14 14:46	1
PCB-145	ND	G	170		pg/g		09/08/14 14:58	09/13/14 14:46	1
PCB-148	ND	G	240		pg/g		09/08/14 14:58	09/13/14 14:46	1
PCB-150	ND	G	160		pg/g		09/08/14 14:58	09/13/14 14:46	1
PCB-152	ND	G	170		pg/g		09/08/14 14:58	09/13/14 14:46	1
PCB-154	**650**	**G**	210		pg/g		09/08/14 14:58	09/13/14 14:46	1
PCB-155	ND	G	180		pg/g		09/08/14 14:58	09/13/14 14:46	1
PCB-159	ND	G	60		pg/g		09/08/14 14:58	09/13/14 14:46	1
PCB-160	ND	G	210		pg/g		09/08/14 14:58	09/13/14 14:46	1
PCB-161	ND	G	190		pg/g		09/08/14 14:58	09/13/14 14:46	1
PCB-162	**290**	**G**	58		pg/g		09/08/14 14:58	09/13/14 14:46	1
PCB-165	ND	G	210		pg/g		09/08/14 14:58	09/13/14 14:46	1
PCB-169	ND	G	83		pg/g		09/08/14 14:58	09/13/14 14:46	1
PCB-171/173	**2200**		40		pg/g		09/08/14 14:58	09/13/14 14:46	1
PCB-172	**1000**		20		pg/g		09/08/14 14:58	09/13/14 14:46	1
PCB-175	**220**		20		pg/g		09/08/14 14:58	09/13/14 14:46	1
PCB-176	**530**		20		pg/g		09/08/14 14:58	09/13/14 14:46	1
PCB-178	**730**		20		pg/g		09/08/14 14:58	09/13/14 14:46	1
PCB-179	**1300**		20		pg/g		09/08/14 14:58	09/13/14 14:46	1
PCB-181	**130**		20		pg/g		09/08/14 14:58	09/13/14 14:46	1
PCB-182	**62**	**q**	20		pg/g		09/08/14 14:58	09/13/14 14:46	1
PCB-184	ND		20		pg/g		09/08/14 14:58	09/13/14 14:46	1
PCB-185	**340**		20		pg/g		09/08/14 14:58	09/13/14 14:46	1

Client: ENVIRON International Corp.
Project/Site: SMMUSD

TestAmerica Job ID: 440-82829-3

Client Sample ID: MH-SB-79-0-0.5
Date Collected: 07/09/14 08:51
Date Received: 07/09/14 17:10

Lab Sample ID: 440-82829-10
Matrix: Solid

Method: 1668A - Chlorinated Biphenyl Congeners (HRGC/HRMS) (Continued)

Analyte	Result	Qualifier	RL	EDL	Unit	D	Prepared	Analyzed	Dil Fac
PCB-186	ND		20		pg/g		09/08/14 14:58	09/13/14 14:46	1
PCB-188	ND		20		pg/g		09/08/14 14:58	09/13/14 14:46	1
PCB-189	**200**		2.0		pg/g		09/08/14 14:58	09/13/14 14:46	1
PCB-190	**1000**		20		pg/g		09/08/14 14:58	09/13/14 14:46	1
PCB-191	**240**		20		pg/g		09/08/14 14:58	09/13/14 14:46	1
PCB-192	ND		20		pg/g		09/08/14 14:58	09/13/14 14:46	1
PCB-194	**530**		20		pg/g		09/08/14 14:58	09/13/14 14:46	1
PCB-195	**200**		20		pg/g		09/08/14 14:58	09/13/14 14:46	1
PCB-196	**310**		20		pg/g		09/08/14 14:58	09/13/14 14:46	1
PCB-197	**24**		20		pg/g		09/08/14 14:58	09/13/14 14:46	1
PCB-198/199	**730**		40		pg/g		09/08/14 14:58	09/13/14 14:46	1
PCB-200	**79**		20		pg/g		09/08/14 14:58	09/13/14 14:46	1
PCB-201	**75**		20		pg/g		09/08/14 14:58	09/13/14 14:46	1
PCB-202	**120**		20		pg/g		09/08/14 14:58	09/13/14 14:46	1
PCB-203	**400**		20		pg/g		09/08/14 14:58	09/13/14 14:46	1
PCB-204	ND		20		pg/g		09/08/14 14:58	09/13/14 14:46	1
PCB-205	**33**		20		pg/g		09/08/14 14:58	09/13/14 14:46	1
PCB-206	**200**		20		pg/g		09/08/14 14:58	09/13/14 14:46	1
PCB-207	**22**		20		pg/g		09/08/14 14:58	09/13/14 14:46	1
PCB-208	**50**		20		pg/g		09/08/14 14:58	09/13/14 14:46	1
PCB-209	**53**		20		pg/g		09/08/14 14:58	09/13/14 14:46	1

Isotope Dilution	*%Recovery*	*Qualifier*	*Limits*	*Prepared*	*Analyzed*	*Dil Fac*
PCB-1L	*35*		*15 - 150*	*09/08/14 14:58*	*09/13/14 14:46*	*1*
PCB-3L	*41*		*15 - 150*	*09/08/14 14:58*	*09/13/14 14:46*	*1*
PCB-4L	*46*		*25 - 150*	*09/08/14 14:58*	*09/13/14 14:46*	*1*
PCB-15L	*53*		*25 - 150*	*09/08/14 14:58*	*09/13/14 14:46*	*1*
PCB-19L	*55*		*25 - 150*	*09/08/14 14:58*	*09/13/14 14:46*	*1*
PCB-37L	*64*		*25 - 150*	*09/08/14 14:58*	*09/13/14 14:46*	*1*
PCB-54L	*52*		*25 - 150*	*09/08/14 14:58*	*09/13/14 14:46*	*1*
PCB-77L	*86*		*25 - 150*	*09/08/14 14:58*	*09/13/14 14:46*	*1*
PCB-81L	*82*		*25 - 150*	*09/08/14 14:58*	*09/13/14 14:46*	*1*
PCB-104L	*62*		*25 - 150*	*09/08/14 14:58*	*09/13/14 14:46*	*1*
PCB-105L	*97*		*25 - 150*	*09/08/14 14:58*	*09/13/14 14:46*	*1*
PCB-114L	*94*		*25 - 150*	*09/08/14 14:58*	*09/13/14 14:46*	*1*
PCB-118L	*92*		*25 - 150*	*09/08/14 14:58*	*09/13/14 14:46*	*1*
PCB-123L	*95*		*25 - 150*	*09/08/14 14:58*	*09/13/14 14:46*	*1*
PCB-126L	*93*		*25 - 150*	*09/08/14 14:58*	*09/13/14 14:46*	*1*
PCB-155L	*69*		*25 - 150*	*09/08/14 14:58*	*09/13/14 14:46*	*1*
PCB-156L/157L	*100*		*25 - 150*	*09/08/14 14:58*	*09/13/14 14:46*	*1*
PCB-167L	*97*		*25 - 150*	*09/08/14 14:58*	*09/13/14 14:46*	*1*
PCB-169L	*86*		*25 - 150*	*09/08/14 14:58*	*09/13/14 14:46*	*1*
PCB-188L	*97*		*25 - 150*	*09/08/14 14:58*	*09/13/14 14:46*	*1*
PCB-189L	*84*		*25 - 150*	*09/08/14 14:58*	*09/13/14 14:46*	*1*
PCB-202L	*102*		*25 - 150*	*09/08/14 14:58*	*09/13/14 14:46*	*1*
PCB-205L	*87*		*25 - 150*	*09/08/14 14:58*	*09/13/14 14:46*	*1*
PCB-206L	*80*		*25 - 150*	*09/08/14 14:58*	*09/13/14 14:46*	*1*
PCB-208L	*96*		*25 - 150*	*09/08/14 14:58*	*09/13/14 14:46*	*1*
PCB-209L	*66*		*25 - 150*	*09/08/14 14:58*	*09/13/14 14:46*	*1*

Client Sample ID: MH-SB-79-0-0.5
Date Collected: 07/09/14 08:51
Date Received: 07/09/14 17:10

Lab Sample ID: 440-82829-10
Matrix: Solid

Surrogate	%Recovery	Qualifier	Limits	Prepared	Analyzed	Dil Fac
PCB-28L	58		30 - 135	09/08/14 14:58	09/13/14 14:46	1
PCB-111L	90		30 - 135	09/08/14 14:58	09/13/14 14:46	1
PCB-178L	101		30 - 135	09/08/14 14:58	09/13/14 14:46	1

Method: 1668A - Chlorinated Biphenyl Congeners (HRGC/HRMS) - DL

Analyte	Result	Qualifier	RL	EDL	Unit	D	Prepared	Analyzed	Dil Fac
PCB-44/47/65	17000		1200		pg/g		09/08/14 14:58	09/15/14 22:45	20
PCB-49/69	9800		790		pg/g		09/08/14 14:58	09/15/14 22:45	20
PCB-52	52000	E	400		pg/g		09/08/14 14:58	09/15/14 22:45	20
PCB-56	4100		400		pg/g		09/08/14 14:58	09/15/14 22:45	20
PCB-61/70/74/76	38000		1600		pg/g		09/08/14 14:58	09/15/14 22:45	20
PCB-64	5000		400		pg/g		09/08/14 14:58	09/15/14 22:45	20
PCB-66	12000		400		pg/g		09/08/14 14:58	09/15/14 22:45	20
PCB-77	5600	G	290		pg/g		09/08/14 14:58	09/15/14 22:45	20
PCB-82	9900	G	1400		pg/g		09/08/14 14:58	09/15/14 22:45	20
PCB-83	3400	G	1600		pg/g		09/08/14 14:58	09/15/14 22:45	20
PCB-84	20000	G	1300		pg/g		09/08/14 14:58	09/15/14 22:45	20
PCB-85/116/117	16000		1200		pg/g		09/08/14 14:58	09/15/14 22:45	20
PCB-86/87/97/108/119/125	60000		2400		pg/g		09/08/14 14:58	09/15/14 22:45	20
PCB-88/91	10000	G	1100		pg/g		09/08/14 14:58	09/15/14 22:45	20
PCB-90/101/113	89000		1200		pg/g		09/08/14 14:58	09/15/14 22:45	20
PCB-92	18000	G	1200		pg/g		09/08/14 14:58	09/15/14 22:45	20
PCB-95	62000	G E	1100		pg/g		09/08/14 14:58	09/15/14 22:45	20
PCB-99	44000	G E	1200		pg/g		09/08/14 14:58	09/15/14 22:45	20
PCB-105	37000	G	980		pg/g		09/08/14 14:58	09/15/14 22:45	20
PCB-109	6000	G	850		pg/g		09/08/14 14:58	09/15/14 22:45	20
PCB-110/115	100000	G E	890		pg/g		09/08/14 14:58	09/15/14 22:45	20
PCB-118	65000	E G	780		pg/g		09/08/14 14:58	09/15/14 22:45	20
PCB-128/166	17000		790		pg/g		09/08/14 14:58	09/15/14 22:45	20
PCB-129/138/163	90000		1200		pg/g		09/08/14 14:58	09/15/14 22:45	20
PCB-130	7100	G	480		pg/g		09/08/14 14:58	09/15/14 22:45	20
PCB-132	29000	G	430		pg/g		09/08/14 14:58	09/15/14 22:45	20
PCB-135/151	16000		790		pg/g		09/08/14 14:58	09/15/14 22:45	20
PCB-136	7400		400		pg/g		09/08/14 14:58	09/15/14 22:45	20
PCB-137	4300		400		pg/g		09/08/14 14:58	09/15/14 22:45	20
PCB-141	12000		400		pg/g		09/08/14 14:58	09/15/14 22:45	20
PCB-144	2600		400		pg/g		09/08/14 14:58	09/15/14 22:45	20
PCB-146	11000		400		pg/g		09/08/14 14:58	09/15/14 22:45	20
PCB-147/149	50000		790		pg/g		09/08/14 14:58	09/15/14 22:45	20
PCB-153/168	51000		790		pg/g		09/08/14 14:58	09/15/14 22:45	20
PCB-156/157	8800	G	100		pg/g		09/08/14 14:58	09/15/14 22:45	20
PCB-158	8900		400		pg/g		09/08/14 14:58	09/15/14 22:45	20
PCB-164	5700		400		pg/g		09/08/14 14:58	09/15/14 22:45	20
PCB-167	2800	G	73		pg/g		09/08/14 14:58	09/15/14 22:45	20
PCB-170	7000		400		pg/g		09/08/14 14:58	09/15/14 22:45	20
PCB-174	5900		400		pg/g		09/08/14 14:58	09/15/14 22:45	20
PCB-177	3300		400		pg/g		09/08/14 14:58	09/15/14 22:45	20
PCB-180/193	9500		790		pg/g		09/08/14 14:58	09/15/14 22:45	20
PCB-183	2800		400		pg/g		09/08/14 14:58	09/15/14 22:45	20
PCB-187	3900		400		pg/g		09/08/14 14:58	09/15/14 22:45	20

Client Sample ID: MH-SB-79-0-0.5 — **Lab Sample ID: 440-82829-10**
Date Collected: 07/09/14 08:51 — **Matrix: Solid**
Date Received: 07/09/14 17:10

Isotope Dilution	%Recovery	Qualifier	Limits	Prepared	Analyzed	Dil Fac
PCB-1L	33		15 - 150	09/08/14 14:58	09/15/14 22:45	20
PCB-3L	40		15 - 150	09/08/14 14:58	09/15/14 22:45	20
PCB-4L	47		25 - 150	09/08/14 14:58	09/15/14 22:45	20
PCB-15L	45		25 - 150	09/08/14 14:58	09/15/14 22:45	20
PCB-19L	44		25 - 150	09/08/14 14:58	09/15/14 22:45	20
PCB-37L	54		25 - 150	09/08/14 14:58	09/15/14 22:45	20
PCB-54L	44		25 - 150	09/08/14 14:58	09/15/14 22:45	20
PCB-77L	77		25 - 150	09/08/14 14:58	09/15/14 22:45	20
PCB-81L	65		25 - 150	09/08/14 14:58	09/15/14 22:45	20
PCB-104L	49		25 - 150	09/08/14 14:58	09/15/14 22:45	20
PCB-105L	78		25 - 150	09/08/14 14:58	09/15/14 22:45	20
PCB-114L	74		25 - 150	09/08/14 14:58	09/15/14 22:45	20
PCB-118L	85		25 - 150	09/08/14 14:58	09/15/14 22:45	20
PCB-123L	75		25 - 150	09/08/14 14:58	09/15/14 22:45	20
PCB-126L	71		25 - 150	09/08/14 14:58	09/15/14 22:45	20
PCB-155L	66		25 - 150	09/08/14 14:58	09/15/14 22:45	20
PCB-156L/157L	92		25 - 150	09/08/14 14:58	09/15/14 22:45	20
PCB-167L	94		25 - 150	09/08/14 14:58	09/15/14 22:45	20
PCB-169L	80		25 - 150	09/08/14 14:58	09/15/14 22:45	20
PCB-188L	97		25 - 150	09/08/14 14:58	09/15/14 22:45	20
PCB-189L	77		25 - 150	09/08/14 14:58	09/15/14 22:45	20
PCB-202L	108		25 - 150	09/08/14 14:58	09/15/14 22:45	20
PCB-205L	86		25 - 150	09/08/14 14:58	09/15/14 22:45	20
PCB-206L	83		25 - 150	09/08/14 14:58	09/15/14 22:45	20
PCB-208L	101		25 - 150	09/08/14 14:58	09/15/14 22:45	20
PCB-209L	71		25 - 150	09/08/14 14:58	09/15/14 22:45	20

Surrogate	%Recovery	Qualifier	Limits	Prepared	Analyzed	Dil Fac
PCB-28L	63		30 - 135	09/08/14 14:58	09/15/14 22:45	20
PCB-111L	74		30 - 135	09/08/14 14:58	09/15/14 22:45	20
PCB-178L	97		30 - 135	09/08/14 14:58	09/15/14 22:45	20

Client Sample ID: MH-SB-8-0-0.5 — **Lab Sample ID: 440-82829-30**
Date Collected: 07/09/14 13:42 — **Matrix: Solid**
Date Received: 07/09/14 17:10

Method: 1668A - Chlorinated Biphenyl Congeners (HRGC/HRMS)

Analyte	Result	Qualifier	RL	EDL	Unit	D	Prepared	Analyzed	Dil Fac
PCB-1	ND		20		pg/g		09/08/14 14:58	09/14/14 10:22	1
PCB-2	ND		20		pg/g		09/08/14 14:58	09/14/14 10:22	1
PCB-3	ND		20		pg/g		09/08/14 14:58	09/14/14 10:22	1
PCB-4	ND		20		pg/g		09/08/14 14:58	09/14/14 10:22	1
PCB-5	ND		20		pg/g		09/08/14 14:58	09/14/14 10:22	1
PCB-6	ND		20		pg/g		09/08/14 14:58	09/14/14 10:22	1
PCB-7	ND		20		pg/g		09/08/14 14:58	09/14/14 10:22	1
PCB-8	ND		20		pg/g		09/08/14 14:58	09/14/14 10:22	1
PCB-9	ND		20		pg/g		09/08/14 14:58	09/14/14 10:22	1
PCB-10	ND		20		pg/g		09/08/14 14:58	09/14/14 10:22	1
PCB-11	ND		20		pg/g		09/08/14 14:58	09/14/14 10:22	1
PCB-12/13	ND		40		pg/g		09/08/14 14:58	09/14/14 10:22	1
PCB-14	ND		20		pg/g		09/08/14 14:58	09/14/14 10:22	1

Client: ENVIRON International Corp.
Project/Site: SMMUSD

TestAmerica Job ID: 440-82829-3

Client Sample ID: MH-SB-8-0-0.5
Date Collected: 07/09/14 13:42
Date Received: 07/09/14 17:10

Lab Sample ID: 440-82829-30
Matrix: Solid

Method: 1668A - Chlorinated Biphenyl Congeners (HRGC/HRMS) (Continued)

Analyte	Result	Qualifier	RL	EDL	Unit	D	Prepared	Analyzed	Dil Fac
PCB-15	ND		20		pg/g		09/08/14 14:58	09/14/14 10:22	1
PCB-16	ND		20		pg/g		09/08/14 14:58	09/14/14 10:22	1
PCB-17	ND		20		pg/g		09/08/14 14:58	09/14/14 10:22	1
PCB-18/30	ND		40		pg/g		09/08/14 14:58	09/14/14 10:22	1
PCB-19	ND		20		pg/g		09/08/14 14:58	09/14/14 10:22	1
PCB-20/28	ND		40		pg/g		09/08/14 14:58	09/14/14 10:22	1
PCB-21/33	ND		40		pg/g		09/08/14 14:58	09/14/14 10:22	1
PCB-22	ND		20		pg/g		09/08/14 14:58	09/14/14 10:22	1
PCB-23	ND		20		pg/g		09/08/14 14:58	09/14/14 10:22	1
PCB-24	ND		20		pg/g		09/08/14 14:58	09/14/14 10:22	1
PCB-25	ND		20		pg/g		09/08/14 14:58	09/14/14 10:22	1
PCB-26/29	ND		40		pg/g		09/08/14 14:58	09/14/14 10:22	1
PCB-27	ND		20		pg/g		09/08/14 14:58	09/14/14 10:22	1
PCB-31	ND		20		pg/g		09/08/14 14:58	09/14/14 10:22	1
PCB-32	ND		20		pg/g		09/08/14 14:58	09/14/14 10:22	1
PCB-34	ND		20		pg/g		09/08/14 14:58	09/14/14 10:22	1
PCB-35	ND		20		pg/g		09/08/14 14:58	09/14/14 10:22	1
PCB-36	ND		20		pg/g		09/08/14 14:58	09/14/14 10:22	1
PCB-37	ND		20		pg/g		09/08/14 14:58	09/14/14 10:22	1
PCB-38	ND		20		pg/g		09/08/14 14:58	09/14/14 10:22	1
PCB-39	ND		20		pg/g		09/08/14 14:58	09/14/14 10:22	1
PCB-41	ND		20		pg/g		09/08/14 14:58	09/14/14 10:22	1
PCB-40/71	ND		40		pg/g		09/08/14 14:58	09/14/14 10:22	1
PCB-42	ND		20		pg/g		09/08/14 14:58	09/14/14 10:22	1
PCB-43	ND		20		pg/g		09/08/14 14:58	09/14/14 10:22	1
PCB-44/47/65	ND		60		pg/g		09/08/14 14:58	09/14/14 10:22	1
PCB-45	ND		20		pg/g		09/08/14 14:58	09/14/14 10:22	1
PCB-46	ND		20		pg/g		09/08/14 14:58	09/14/14 10:22	1
PCB-48	ND		20		pg/g		09/08/14 14:58	09/14/14 10:22	1
PCB-49/69	ND		40		pg/g		09/08/14 14:58	09/14/14 10:22	1
PCB-50/53	ND		40		pg/g		09/08/14 14:58	09/14/14 10:22	1
PCB-51	ND		20		pg/g		09/08/14 14:58	09/14/14 10:22	1
PCB-52	**38**		20		pg/g		09/08/14 14:58	09/14/14 10:22	1
PCB-54	ND		20		pg/g		09/08/14 14:58	09/14/14 10:22	1
PCB-55	ND		20		pg/g		09/08/14 14:58	09/14/14 10:22	1
PCB-56	ND		20		pg/g		09/08/14 14:58	09/14/14 10:22	1
PCB-57	ND		20		pg/g		09/08/14 14:58	09/14/14 10:22	1
PCB-58	ND		20		pg/g		09/08/14 14:58	09/14/14 10:22	1
PCB-59/62/75	ND		60		pg/g		09/08/14 14:58	09/14/14 10:22	1
PCB-60	ND		20		pg/g		09/08/14 14:58	09/14/14 10:22	1
PCB-61/70/74/76	ND		79		pg/g		09/08/14 14:58	09/14/14 10:22	1
PCB-63	ND		20		pg/g		09/08/14 14:58	09/14/14 10:22	1
PCB-64	ND		20		pg/g		09/08/14 14:58	09/14/14 10:22	1
PCB-66	ND		20		pg/g		09/08/14 14:58	09/14/14 10:22	1
PCB-67	ND		20		pg/g		09/08/14 14:58	09/14/14 10:22	1
PCB-68	ND		20		pg/g		09/08/14 14:58	09/14/14 10:22	1
PCB-72	ND		20		pg/g		09/08/14 14:58	09/14/14 10:22	1
PCB-73	ND		20		pg/g		09/08/14 14:58	09/14/14 10:22	1
PCB-77	**7.3**		2.0		pg/g		09/08/14 14:58	09/14/14 10:22	1

Client: ENVIRON International Corp.
Project/Site: SMMUSD

TestAmerica Job ID: 440-82829-3

Client Sample ID: MH-SB-8-0-0.5
Date Collected: 07/09/14 13:42
Date Received: 07/09/14 17:10

Lab Sample ID: 440-82829-30
Matrix: Solid

Method: 1668A - Chlorinated Biphenyl Congeners (HRGC/HRMS) (Continued)

Analyte	Result	Qualifier	RL	EDL	Unit	D	Prepared	Analyzed	Dil Fac
PCB-78	ND		20		pg/g		09/08/14 14:58	09/14/14 10:22	1
PCB-79	ND		20		pg/g		09/08/14 14:58	09/14/14 10:22	1
PCB-80	ND		20		pg/g		09/08/14 14:58	09/14/14 10:22	1
PCB-81	ND		2.0		pg/g		09/08/14 14:58	09/14/14 10:22	1
PCB-82	ND		20		pg/g		09/08/14 14:58	09/14/14 10:22	1
PCB-83	ND		20		pg/g		09/08/14 14:58	09/14/14 10:22	1
PCB-84	**23**		20		pg/g		09/08/14 14:58	09/14/14 10:22	1
PCB-85/116/117	ND		60		pg/g		09/08/14 14:58	09/14/14 10:22	1
PCB-86/87/97/108/119/125	ND		120		pg/g		09/08/14 14:58	09/14/14 10:22	1
PCB-88/91	ND		40		pg/g		09/08/14 14:58	09/14/14 10:22	1
PCB-89	ND		20		pg/g		09/08/14 14:58	09/14/14 10:22	1
PCB-90/101/113	**83**		60		pg/g		09/08/14 14:58	09/14/14 10:22	1
PCB-92	ND		20		pg/g		09/08/14 14:58	09/14/14 10:22	1
PCB-93/100	ND		40		pg/g		09/08/14 14:58	09/14/14 10:22	1
PCB-94	ND		20		pg/g		09/08/14 14:58	09/14/14 10:22	1
PCB-95	**77**		20		pg/g		09/08/14 14:58	09/14/14 10:22	1
PCB-96	ND		20		pg/g		09/08/14 14:58	09/14/14 10:22	1
PCB-98/102	ND		40		pg/g		09/08/14 14:58	09/14/14 10:22	1
PCB-99	**49**		20		pg/g		09/08/14 14:58	09/14/14 10:22	1
PCB-103	ND		20		pg/g		09/08/14 14:58	09/14/14 10:22	1
PCB-104	ND		20		pg/g		09/08/14 14:58	09/14/14 10:22	1
PCB-105	**66**	**G**	2.2		pg/g		09/08/14 14:58	09/14/14 10:22	1
PCB-106	ND		20		pg/g		09/08/14 14:58	09/14/14 10:22	1
PCB-107/124	ND		40		pg/g		09/08/14 14:58	09/14/14 10:22	1
PCB-109	ND		20		pg/g		09/08/14 14:58	09/14/14 10:22	1
PCB-110/115	**170**		40		pg/g		09/08/14 14:58	09/14/14 10:22	1
PCB-111	ND		20		pg/g		09/08/14 14:58	09/14/14 10:22	1
PCB-112	ND		20		pg/g		09/08/14 14:58	09/14/14 10:22	1
PCB-114	**2.5**		2.0		pg/g		09/08/14 14:58	09/14/14 10:22	1
PCB-118	**90**		2.0		pg/g		09/08/14 14:58	09/14/14 10:22	1
PCB-120	ND		20		pg/g		09/08/14 14:58	09/14/14 10:22	1
PCB-121	ND		20		pg/g		09/08/14 14:58	09/14/14 10:22	1
PCB-122	ND		20		pg/g		09/08/14 14:58	09/14/14 10:22	1
PCB-123	**2.3**		2.0		pg/g		09/08/14 14:58	09/14/14 10:22	1
PCB-126	**4.3**	**G**	2.7		pg/g		09/08/14 14:58	09/14/14 10:22	1
PCB-127	ND		20		pg/g		09/08/14 14:58	09/14/14 10:22	1
PCB-128/166	**63**		40		pg/g		09/08/14 14:58	09/14/14 10:22	1
PCB-129/138/163	**310**		60		pg/g		09/08/14 14:58	09/14/14 10:22	1
PCB-130	**23**		20		pg/g		09/08/14 14:58	09/14/14 10:22	1
PCB-131	ND		20		pg/g		09/08/14 14:58	09/14/14 10:22	1
PCB-132	**74**		20		pg/g		09/08/14 14:58	09/14/14 10:22	1
PCB-133	ND		20		pg/g		09/08/14 14:58	09/14/14 10:22	1
PCB-134/143	ND		40		pg/g		09/08/14 14:58	09/14/14 10:22	1
PCB-135/151	ND		40		pg/g		09/08/14 14:58	09/14/14 10:22	1
PCB-136	ND		20		pg/g		09/08/14 14:58	09/14/14 10:22	1
PCB-137	ND		20		pg/g		09/08/14 14:58	09/14/14 10:22	1
PCB-139/140	ND		40		pg/g		09/08/14 14:58	09/14/14 10:22	1
PCB-141	**27**		20		pg/g		09/08/14 14:58	09/14/14 10:22	1
PCB-142	ND		20		pg/g		09/08/14 14:58	09/14/14 10:22	1

Client: ENVIRON International Corp.
Project/Site: SMMUSD

TestAmerica Job ID: 440-82829-3

Client Sample ID: MH-SB-8-0-0.5
Date Collected: 07/09/14 13:42
Date Received: 07/09/14 17:10

Lab Sample ID: 440-82829-30
Matrix: Solid

Method: 1668A - Chlorinated Biphenyl Congeners (HRGC/HRMS) (Continued)

Analyte	Result	Qualifier	RL	EDL	Unit	D	Prepared	Analyzed	Dil Fac
PCB-144	ND		20		pg/g		09/08/14 14:58	09/14/14 10:22	1
PCB-145	ND		20		pg/g		09/08/14 14:58	09/14/14 10:22	1
PCB-146	**33**		20		pg/g		09/08/14 14:58	09/14/14 10:22	1
PCB-147/149	**130**		40		pg/g		09/08/14 14:58	09/14/14 10:22	1
PCB-148	ND		20		pg/g		09/08/14 14:58	09/14/14 10:22	1
PCB-150	ND		20		pg/g		09/08/14 14:58	09/14/14 10:22	1
PCB-152	ND		20		pg/g		09/08/14 14:58	09/14/14 10:22	1
PCB-153/168	**170**		40		pg/g		09/08/14 14:58	09/14/14 10:22	1
PCB-154	ND		20		pg/g		09/08/14 14:58	09/14/14 10:22	1
PCB-155	ND		20		pg/g		09/08/14 14:58	09/14/14 10:22	1
PCB-156/157	**43**		4.0		pg/g		09/08/14 14:58	09/14/14 10:22	1
PCB-158	**34**		20		pg/g		09/08/14 14:58	09/14/14 10:22	1
PCB-159	ND		20		pg/g		09/08/14 14:58	09/14/14 10:22	1
PCB-160	ND		20		pg/g		09/08/14 14:58	09/14/14 10:22	1
PCB-161	ND		20		pg/g		09/08/14 14:58	09/14/14 10:22	1
PCB-162	ND		20		pg/g		09/08/14 14:58	09/14/14 10:22	1
PCB-164	ND		20		pg/g		09/08/14 14:58	09/14/14 10:22	1
PCB-165	ND		20		pg/g		09/08/14 14:58	09/14/14 10:22	1
PCB-167	**14**		2.0		pg/g		09/08/14 14:58	09/14/14 10:22	1
PCB-169	ND		2.0		pg/g		09/08/14 14:58	09/14/14 10:22	1
PCB-170	**49**		20		pg/g		09/08/14 14:58	09/14/14 10:22	1
PCB-171/173	ND		40		pg/g		09/08/14 14:58	09/14/14 10:22	1
PCB-172	ND		20		pg/g		09/08/14 14:58	09/14/14 10:22	1
PCB-174	**37**		20		pg/g		09/08/14 14:58	09/14/14 10:22	1
PCB-175	ND		20		pg/g		09/08/14 14:58	09/14/14 10:22	1
PCB-176	ND		20		pg/g		09/08/14 14:58	09/14/14 10:22	1
PCB-177	**24**		20		pg/g		09/08/14 14:58	09/14/14 10:22	1
PCB-178	ND		20		pg/g		09/08/14 14:58	09/14/14 10:22	1
PCB-179	ND		20		pg/g		09/08/14 14:58	09/14/14 10:22	1
PCB-180/193	**86**		40		pg/g		09/08/14 14:58	09/14/14 10:22	1
PCB-181	ND		20		pg/g		09/08/14 14:58	09/14/14 10:22	1
PCB-182	ND		20		pg/g		09/08/14 14:58	09/14/14 10:22	1
PCB-183	ND		20		pg/g		09/08/14 14:58	09/14/14 10:22	1
PCB-184	ND		20		pg/g		09/08/14 14:58	09/14/14 10:22	1
PCB-185	ND		20		pg/g		09/08/14 14:58	09/14/14 10:22	1
PCB-186	ND		20		pg/g		09/08/14 14:58	09/14/14 10:22	1
PCB-187	**43**		20		pg/g		09/08/14 14:58	09/14/14 10:22	1
PCB-188	ND		20		pg/g		09/08/14 14:58	09/14/14 10:22	1
PCB-189	ND		2.0		pg/g		09/08/14 14:58	09/14/14 10:22	1
PCB-190	ND		20		pg/g		09/08/14 14:58	09/14/14 10:22	1
PCB-191	ND		20		pg/g		09/08/14 14:58	09/14/14 10:22	1
PCB-192	ND		20		pg/g		09/08/14 14:58	09/14/14 10:22	1
PCB-194	ND		20		pg/g		09/08/14 14:58	09/14/14 10:22	1
PCB-195	ND		20		pg/g		09/08/14 14:58	09/14/14 10:22	1
PCB-196	ND		20		pg/g		09/08/14 14:58	09/14/14 10:22	1
PCB-197	ND		20		pg/g		09/08/14 14:58	09/14/14 10:22	1
PCB-198/199	ND		40		pg/g		09/08/14 14:58	09/14/14 10:22	1
PCB-200	ND		20		pg/g		09/08/14 14:58	09/14/14 10:22	1
PCB-201	ND		20		pg/g		09/08/14 14:58	09/14/14 10:22	1

Client: ENVIRON International Corp.
Project/Site: SMMUSD

TestAmerica Job ID: 440-82829-3

Client Sample ID: MH-SB-8-0-0.5
Date Collected: 07/09/14 13:42
Date Received: 07/09/14 17:10

Lab Sample ID: 440-82829-30
Matrix: Solid

Method: 1668A - Chlorinated Biphenyl Congeners (HRGC/HRMS) (Continued)

Analyte	Result	Qualifier	RL	EDL	Unit	D	Prepared	Analyzed	Dil Fac
PCB-202	ND		20		pg/g		09/08/14 14:58	09/14/14 10:22	1
PCB-203	ND		20		pg/g		09/08/14 14:58	09/14/14 10:22	1
PCB-204	ND		20		pg/g		09/08/14 14:58	09/14/14 10:22	1
PCB-205	ND		20		pg/g		09/08/14 14:58	09/14/14 10:22	1
PCB-206	ND		20		pg/g		09/08/14 14:58	09/14/14 10:22	1
PCB-207	ND		20		pg/g		09/08/14 14:58	09/14/14 10:22	1
PCB-208	ND		20		pg/g		09/08/14 14:58	09/14/14 10:22	1
PCB-209	22		20		pg/g		09/08/14 14:58	09/14/14 10:22	1

Isotope Dilution	*%Recovery*	*Qualifier*	*Limits*	*Prepared*	*Analyzed*	*Dil Fac*
PCB-1L	*35*		*15 - 150*	*09/08/14 14:58*	*09/14/14 10:22*	*1*
PCB-3L	*43*		*15 - 150*	*09/08/14 14:58*	*09/14/14 10:22*	*1*
PCB-4L	*46*		*25 - 150*	*09/08/14 14:58*	*09/14/14 10:22*	*1*
PCB-15L	*52*		*25 - 150*	*09/08/14 14:58*	*09/14/14 10:22*	*1*
PCB-19L	*52*		*25 - 150*	*09/08/14 14:58*	*09/14/14 10:22*	*1*
PCB-37L	*71*		*25 - 150*	*09/08/14 14:58*	*09/14/14 10:22*	*1*
PCB-54L	*61*		*25 - 150*	*09/08/14 14:58*	*09/14/14 10:22*	*1*
PCB-77L	*87*		*25 - 150*	*09/08/14 14:58*	*09/14/14 10:22*	*1*
PCB-81L	*79*		*25 - 150*	*09/08/14 14:58*	*09/14/14 10:22*	*1*
PCB-104L	*61*		*25 - 150*	*09/08/14 14:58*	*09/14/14 10:22*	*1*
PCB-105L	*80*		*25 - 150*	*09/08/14 14:58*	*09/14/14 10:22*	*1*
PCB-114L	*80*		*25 - 150*	*09/08/14 14:58*	*09/14/14 10:22*	*1*
PCB-118L	*83*		*25 - 150*	*09/08/14 14:58*	*09/14/14 10:22*	*1*
PCB-123L	*80*		*25 - 150*	*09/08/14 14:58*	*09/14/14 10:22*	*1*
PCB-126L	*81*		*25 - 150*	*09/08/14 14:58*	*09/14/14 10:22*	*1*
PCB-155L	*76*		*25 - 150*	*09/08/14 14:58*	*09/14/14 10:22*	*1*
PCB-156L/157L	*100*		*25 - 150*	*09/08/14 14:58*	*09/14/14 10:22*	*1*
PCB-167L	*100*		*25 - 150*	*09/08/14 14:58*	*09/14/14 10:22*	*1*
PCB-169L	*89*		*25 - 150*	*09/08/14 14:58*	*09/14/14 10:22*	*1*
PCB-188L	*82*		*25 - 150*	*09/08/14 14:58*	*09/14/14 10:22*	*1*
PCB-189L	*79*		*25 - 150*	*09/08/14 14:58*	*09/14/14 10:22*	*1*
PCB-202L	*90*		*25 - 150*	*09/08/14 14:58*	*09/14/14 10:22*	*1*
PCB-205L	*88*		*25 - 150*	*09/08/14 14:58*	*09/14/14 10:22*	*1*
PCB-206L	*83*		*25 - 150*	*09/08/14 14:58*	*09/14/14 10:22*	*1*
PCB-208L	*85*		*25 - 150*	*09/08/14 14:58*	*09/14/14 10:22*	*1*
PCB-209L	*65*		*25 - 150*	*09/08/14 14:58*	*09/14/14 10:22*	*1*

Surrogate	*%Recovery*	*Qualifier*	*Limits*	*Prepared*	*Analyzed*	*Dil Fac*
PCB-28L	*65*		*30 - 135*	*09/08/14 14:58*	*09/14/14 10:22*	*1*
PCB-111L	*79*		*30 - 135*	*09/08/14 14:58*	*09/14/14 10:22*	*1*
PCB-178L	*99*		*30 - 135*	*09/08/14 14:58*	*09/14/14 10:22*	*1*

Method Summary

Client: ENVIRON International Corp.
Project/Site: SMMUSD

TestAmerica Job ID: 440-82829-3

Method	Method Description	Protocol	Laboratory
1668A	Chlorinated Biphenyl Congeners (HRGC/HRMS)	EPA	TAL SAC

Protocol References:

EPA = US Environmental Protection Agency

Laboratory References:

TAL SAC = TestAmerica Sacramento, 880 Riverside Parkway, West Sacramento, CA 95605, TEL (916)373-5600

Lab Chronicle

Client: ENVIRON International Corp.
Project/Site: SMMUSD

TestAmerica Job ID: 440-82829-3

Client Sample ID: MH-SB-76-0-0.5

Lab Sample ID: 440-82829-3

Date Collected: 07/09/14 08:11

Matrix: Solid

Date Received: 07/09/14 17:10

Prep Type	Batch Type	Batch Method	Run	Dil Factor	Initial Amount	Final Amount	Batch Number	Prepared or Analyzed	Analyst	Lab
Total/NA	Prep	HRMS-Sox			10.23 g	20 uL	51796	09/08/14 14:58	GDB	TAL SAC
Total/NA	Analysis	1668A		1	10.23 g	20 uL	52254	09/13/14 13:30	KSS	TAL SAC
Total/NA	Prep	HRMS-Sox	DL		10.23 g	20 uL	51796	09/08/14 14:58	GDB	TAL SAC
Total/NA	Analysis	1668A	DL	20	10.23 g	20 uL	52391	09/15/14 21:29	KSS	TAL SAC

Client Sample ID: MH-SB-79-0-0.5

Lab Sample ID: 440-82829-10

Date Collected: 07/09/14 08:51

Matrix: Solid

Date Received: 07/09/14 17:10

Prep Type	Batch Type	Batch Method	Run	Dil Factor	Initial Amount	Final Amount	Batch Number	Prepared or Analyzed	Analyst	Lab
Total/NA	Prep	HRMS-Sox			10.07 g	20 uL	51796	09/08/14 14:58	GDB	TAL SAC
Total/NA	Analysis	1668A		1	10.07 g	20 uL	52254	09/13/14 14:46	KSS	TAL SAC
Total/NA	Prep	HRMS-Sox	DL		10.07 g	20 uL	51796	09/08/14 14:58	GDB	TAL SAC
Total/NA	Analysis	1668A	DL	20	10.07 g	20 uL	52391	09/15/14 22:45	KSS	TAL SAC

Client Sample ID: MH-SB-8-0-0.5

Lab Sample ID: 440-82829-30

Date Collected: 07/09/14 13:42

Matrix: Solid

Date Received: 07/09/14 17:10

Prep Type	Batch Type	Batch Method	Run	Dil Factor	Initial Amount	Final Amount	Batch Number	Prepared or Analyzed	Analyst	Lab
Total/NA	Prep	HRMS-Sox			10.07 g	20 uL	51796	09/08/14 14:58	GDB	TAL SAC
Total/NA	Analysis	1668A		1	10.07 g	20 uL	52256	09/14/14 10:22	KSS	TAL SAC

Laboratory References:

TAL SAC = TestAmerica Sacramento, 880 Riverside Parkway, West Sacramento, CA 95605, TEL (916)373-5600

Method: 1668A - Chlorinated Biphenyl Congeners (HRGC/HRMS)

Lab Sample ID: MB 320-51796/1-A
Matrix: Solid
Analysis Batch: 52244

Client Sample ID: Method Blank
Prep Type: Total/NA
Prep Batch: 51796

Analyte	MB Result	MB Qualifier	RL	EDL	Unit	D	Prepared	Analyzed	Dil Fac
PCB-1	ND		20		pg/g		09/08/14 14:58	09/13/14 00:34	1
PCB-2	ND		20		pg/g		09/08/14 14:58	09/13/14 00:34	1
PCB-3	ND		20		pg/g		09/08/14 14:58	09/13/14 00:34	1
PCB-4	ND		20		pg/g		09/08/14 14:58	09/13/14 00:34	1
PCB-5	ND		20		pg/g		09/08/14 14:58	09/13/14 00:34	1
PCB-6	ND		20		pg/g		09/08/14 14:58	09/13/14 00:34	1
PCB-7	ND		20		pg/g		09/08/14 14:58	09/13/14 00:34	1
PCB-8	ND		20		pg/g		09/08/14 14:58	09/13/14 00:34	1
PCB-9	ND		20		pg/g		09/08/14 14:58	09/13/14 00:34	1
PCB-10	ND		20		pg/g		09/08/14 14:58	09/13/14 00:34	1
PCB-11	ND		20		pg/g		09/08/14 14:58	09/13/14 00:34	1
PCB-12/13	ND		40		pg/g		09/08/14 14:58	09/13/14 00:34	1
PCB-14	ND		20		pg/g		09/08/14 14:58	09/13/14 00:34	1
PCB-15	ND		20		pg/g		09/08/14 14:58	09/13/14 00:34	1
PCB-16	ND		20		pg/g		09/08/14 14:58	09/13/14 00:34	1
PCB-17	ND		20		pg/g		09/08/14 14:58	09/13/14 00:34	1
PCB-18/30	ND		40		pg/g		09/08/14 14:58	09/13/14 00:34	1
PCB-19	ND		20		pg/g		09/08/14 14:58	09/13/14 00:34	1
PCB-20/28	ND		40		pg/g		09/08/14 14:58	09/13/14 00:34	1
PCB-21/33	ND		40		pg/g		09/08/14 14:58	09/13/14 00:34	1
PCB-22	ND		20		pg/g		09/08/14 14:58	09/13/14 00:34	1
PCB-23	ND		20		pg/g		09/08/14 14:58	09/13/14 00:34	1
PCB-24	ND		20		pg/g		09/08/14 14:58	09/13/14 00:34	1
PCB-25	ND		20		pg/g		09/08/14 14:58	09/13/14 00:34	1
PCB-26/29	ND		40		pg/g		09/08/14 14:58	09/13/14 00:34	1
PCB-27	ND		20		pg/g		09/08/14 14:58	09/13/14 00:34	1
PCB-31	ND		20		pg/g		09/08/14 14:58	09/13/14 00:34	1
PCB-32	ND		20		pg/g		09/08/14 14:58	09/13/14 00:34	1
PCB-34	ND		20		pg/g		09/08/14 14:58	09/13/14 00:34	1
PCB-35	ND		20		pg/g		09/08/14 14:58	09/13/14 00:34	1
PCB-36	ND		20		pg/g		09/08/14 14:58	09/13/14 00:34	1
PCB-37	ND		20		pg/g		09/08/14 14:58	09/13/14 00:34	1
PCB-38	ND		20		pg/g		09/08/14 14:58	09/13/14 00:34	1
PCB-39	ND		20		pg/g		09/08/14 14:58	09/13/14 00:34	1
PCB-41	ND		20		pg/g		09/08/14 14:58	09/13/14 00:34	1
PCB-40/71	ND		40		pg/g		09/08/14 14:58	09/13/14 00:34	1
PCB-42	ND		20		pg/g		09/08/14 14:58	09/13/14 00:34	1
PCB-43	ND		20		pg/g		09/08/14 14:58	09/13/14 00:34	1
PCB-44/47/65	ND		60		pg/g		09/08/14 14:58	09/13/14 00:34	1
PCB-45	ND		20		pg/g		09/08/14 14:58	09/13/14 00:34	1
PCB-46	ND		20		pg/g		09/08/14 14:58	09/13/14 00:34	1
PCB-48	ND		20		pg/g		09/08/14 14:58	09/13/14 00:34	1
PCB-49/69	ND		40		pg/g		09/08/14 14:58	09/13/14 00:34	1
PCB-50/53	ND		40		pg/g		09/08/14 14:58	09/13/14 00:34	1
PCB-51	ND		20		pg/g		09/08/14 14:58	09/13/14 00:34	1
PCB-52	ND		20		pg/g		09/08/14 14:58	09/13/14 00:34	1
PCB-54	ND		20		pg/g		09/08/14 14:58	09/13/14 00:34	1
PCB-55	ND		20		pg/g		09/08/14 14:58	09/13/14 00:34	1

Method: 1668A - Chlorinated Biphenyl Congeners (HRGC/HRMS) (Continued)

Lab Sample ID: MB 320-51796/1-A
Matrix: Solid
Analysis Batch: 52244

Client Sample ID: Method Blank
Prep Type: Total/NA
Prep Batch: 51796

Analyte	MB Result	MB Qualifier	RL	EDL	Unit	D	Prepared	Analyzed	Dil Fac
PCB-56	ND		20		pg/g		09/08/14 14:58	09/13/14 00:34	1
PCB-57	ND		20		pg/g		09/08/14 14:58	09/13/14 00:34	1
PCB-58	ND		20		pg/g		09/08/14 14:58	09/13/14 00:34	1
PCB-59/62/75	ND		60		pg/g		09/08/14 14:58	09/13/14 00:34	1
PCB-60	ND		20		pg/g		09/08/14 14:58	09/13/14 00:34	1
PCB-61/70/74/76	ND		80		pg/g		09/08/14 14:58	09/13/14 00:34	1
PCB-63	ND		20		pg/g		09/08/14 14:58	09/13/14 00:34	1
PCB-64	ND		20		pg/g		09/08/14 14:58	09/13/14 00:34	1
PCB-66	ND		20		pg/g		09/08/14 14:58	09/13/14 00:34	1
PCB-67	ND		20		pg/g		09/08/14 14:58	09/13/14 00:34	1
PCB-68	ND		20		pg/g		09/08/14 14:58	09/13/14 00:34	1
PCB-72	ND		20		pg/g		09/08/14 14:58	09/13/14 00:34	1
PCB-73	ND		20		pg/g		09/08/14 14:58	09/13/14 00:34	1
PCB-77	ND		2.0		pg/g		09/08/14 14:58	09/13/14 00:34	1
PCB-78	ND		20		pg/g		09/08/14 14:58	09/13/14 00:34	1
PCB-79	ND		20		pg/g		09/08/14 14:58	09/13/14 00:34	1
PCB-80	ND		20		pg/g		09/08/14 14:58	09/13/14 00:34	1
PCB-81	ND		2.0		pg/g		09/08/14 14:58	09/13/14 00:34	1
PCB-82	ND		20		pg/g		09/08/14 14:58	09/13/14 00:34	1
PCB-83	ND		20		pg/g		09/08/14 14:58	09/13/14 00:34	1
PCB-84	ND		20		pg/g		09/08/14 14:58	09/13/14 00:34	1
PCB-85/116/117	ND		60		pg/g		09/08/14 14:58	09/13/14 00:34	1
PCB-86/87/97/108/119/125	ND		120		pg/g		09/08/14 14:58	09/13/14 00:34	1
PCB-88/91	ND		40		pg/g		09/08/14 14:58	09/13/14 00:34	1
PCB-89	ND		20		pg/g		09/08/14 14:58	09/13/14 00:34	1
PCB-90/101/113	ND		60		pg/g		09/08/14 14:58	09/13/14 00:34	1
PCB-92	ND		20		pg/g		09/08/14 14:58	09/13/14 00:34	1
PCB-93/100	ND		40		pg/g		09/08/14 14:58	09/13/14 00:34	1
PCB-94	ND		20		pg/g		09/08/14 14:58	09/13/14 00:34	1
PCB-95	ND		20		pg/g		09/08/14 14:58	09/13/14 00:34	1
PCB-96	ND		20		pg/g		09/08/14 14:58	09/13/14 00:34	1
PCB-98/102	ND		40		pg/g		09/08/14 14:58	09/13/14 00:34	1
PCB-99	ND		20		pg/g		09/08/14 14:58	09/13/14 00:34	1
PCB-103	ND		20		pg/g		09/08/14 14:58	09/13/14 00:34	1
PCB-104	ND		20		pg/g		09/08/14 14:58	09/13/14 00:34	1
PCB-105	ND		2.0		pg/g		09/08/14 14:58	09/13/14 00:34	1
PCB-106	ND		20		pg/g		09/08/14 14:58	09/13/14 00:34	1
PCB-107/124	ND		40		pg/g		09/08/14 14:58	09/13/14 00:34	1
PCB-109	ND		20		pg/g		09/08/14 14:58	09/13/14 00:34	1
PCB-110/115	ND		40		pg/g		09/08/14 14:58	09/13/14 00:34	1
PCB-111	ND		20		pg/g		09/08/14 14:58	09/13/14 00:34	1
PCB-112	ND		20		pg/g		09/08/14 14:58	09/13/14 00:34	1
PCB-114	ND		2.0		pg/g		09/08/14 14:58	09/13/14 00:34	1
PCB-118	ND		2.0		pg/g		09/08/14 14:58	09/13/14 00:34	1
PCB-120	ND		20		pg/g		09/08/14 14:58	09/13/14 00:34	1
PCB-121	ND		20		pg/g		09/08/14 14:58	09/13/14 00:34	1
PCB-122	ND		20		pg/g		09/08/14 14:58	09/13/14 00:34	1
PCB-123	ND		2.0		pg/g		09/08/14 14:58	09/13/14 00:34	1

Method: 1668A - Chlorinated Biphenyl Congeners (HRGC/HRMS) (Continued)

Lab Sample ID: MB 320-51796/1-A
Matrix: Solid
Analysis Batch: 52244

Client Sample ID: Method Blank
Prep Type: Total/NA
Prep Batch: 51796

Analyte	MB Result	MB Qualifier	RL	EDL	Unit	D	Prepared	Analyzed	Dil Fac
PCB-126	ND		2.0		pg/g		09/08/14 14:58	09/13/14 00:34	1
PCB-127	ND		20		pg/g		09/08/14 14:58	09/13/14 00:34	1
PCB-128/166	ND		40		pg/g		09/08/14 14:58	09/13/14 00:34	1
PCB-129/138/163	ND		60		pg/g		09/08/14 14:58	09/13/14 00:34	1
PCB-130	ND		20		pg/g		09/08/14 14:58	09/13/14 00:34	1
PCB-131	ND		20		pg/g		09/08/14 14:58	09/13/14 00:34	1
PCB-132	ND		20		pg/g		09/08/14 14:58	09/13/14 00:34	1
PCB-133	ND		20		pg/g		09/08/14 14:58	09/13/14 00:34	1
PCB-134/143	ND		40		pg/g		09/08/14 14:58	09/13/14 00:34	1
PCB-135/151	ND		40		pg/g		09/08/14 14:58	09/13/14 00:34	1
PCB-136	ND		20		pg/g		09/08/14 14:58	09/13/14 00:34	1
PCB-137	ND		20		pg/g		09/08/14 14:58	09/13/14 00:34	1
PCB-139/140	ND		40		pg/g		09/08/14 14:58	09/13/14 00:34	1
PCB-141	ND		20		pg/g		09/08/14 14:58	09/13/14 00:34	1
PCB-142	ND		20		pg/g		09/08/14 14:58	09/13/14 00:34	1
PCB-144	ND		20		pg/g		09/08/14 14:58	09/13/14 00:34	1
PCB-145	ND		20		pg/g		09/08/14 14:58	09/13/14 00:34	1
PCB-146	ND		20		pg/g		09/08/14 14:58	09/13/14 00:34	1
PCB-147/149	ND		40		pg/g		09/08/14 14:58	09/13/14 00:34	1
PCB-148	ND		20		pg/g		09/08/14 14:58	09/13/14 00:34	1
PCB-150	ND		20		pg/g		09/08/14 14:58	09/13/14 00:34	1
PCB-152	ND		20		pg/g		09/08/14 14:58	09/13/14 00:34	1
PCB-153/168	ND		40		pg/g		09/08/14 14:58	09/13/14 00:34	1
PCB-154	ND		20		pg/g		09/08/14 14:58	09/13/14 00:34	1
PCB-155	ND		20		pg/g		09/08/14 14:58	09/13/14 00:34	1
PCB-156/157	ND		4.0		pg/g		09/08/14 14:58	09/13/14 00:34	1
PCB-158	ND		20		pg/g		09/08/14 14:58	09/13/14 00:34	1
PCB-159	ND		20		pg/g		09/08/14 14:58	09/13/14 00:34	1
PCB-160	ND		20		pg/g		09/08/14 14:58	09/13/14 00:34	1
PCB-161	ND		20		pg/g		09/08/14 14:58	09/13/14 00:34	1
PCB-162	ND		20		pg/g		09/08/14 14:58	09/13/14 00:34	1
PCB-164	ND		20		pg/g		09/08/14 14:58	09/13/14 00:34	1
PCB-165	ND		20		pg/g		09/08/14 14:58	09/13/14 00:34	1
PCB-167	ND		2.0		pg/g		09/08/14 14:58	09/13/14 00:34	1
PCB-169	ND		2.0		pg/g		09/08/14 14:58	09/13/14 00:34	1
PCB-170	ND		20		pg/g		09/08/14 14:58	09/13/14 00:34	1
PCB-171/173	ND		40		pg/g		09/08/14 14:58	09/13/14 00:34	1
PCB-172	ND		20		pg/g		09/08/14 14:58	09/13/14 00:34	1
PCB-174	ND		20		pg/g		09/08/14 14:58	09/13/14 00:34	1
PCB-175	ND		20		pg/g		09/08/14 14:58	09/13/14 00:34	1
PCB-176	ND		20		pg/g		09/08/14 14:58	09/13/14 00:34	1
PCB-177	ND		20		pg/g		09/08/14 14:58	09/13/14 00:34	1
PCB-178	ND		20		pg/g		09/08/14 14:58	09/13/14 00:34	1
PCB-179	ND		20		pg/g		09/08/14 14:58	09/13/14 00:34	1
PCB-180/193	ND		40		pg/g		09/08/14 14:58	09/13/14 00:34	1
PCB-181	ND		20		pg/g		09/08/14 14:58	09/13/14 00:34	1
PCB-182	ND		20		pg/g		09/08/14 14:58	09/13/14 00:34	1
PCB-183	ND		20		pg/g		09/08/14 14:58	09/13/14 00:34	1

Method: 1668A - Chlorinated Biphenyl Congeners (HRGC/HRMS) (Continued)

Lab Sample ID: MB 320-51796/1-A
Matrix: Solid
Analysis Batch: 52244

Client Sample ID: Method Blank
Prep Type: Total/NA
Prep Batch: 51796

Analyte	MB Result	MB Qualifier	RL	EDL	Unit	D	Prepared	Analyzed	Dil Fac
PCB-184	ND		20		pg/g		09/08/14 14:58	09/13/14 00:34	1
PCB-185	ND		20		pg/g		09/08/14 14:58	09/13/14 00:34	1
PCB-186	ND		20		pg/g		09/08/14 14:58	09/13/14 00:34	1
PCB-187	ND		20		pg/g		09/08/14 14:58	09/13/14 00:34	1
PCB-188	ND		20		pg/g		09/08/14 14:58	09/13/14 00:34	1
PCB-189	ND		2.0		pg/g		09/08/14 14:58	09/13/14 00:34	1
PCB-190	ND		20		pg/g		09/08/14 14:58	09/13/14 00:34	1
PCB-191	ND		20		pg/g		09/08/14 14:58	09/13/14 00:34	1
PCB-192	ND		20		pg/g		09/08/14 14:58	09/13/14 00:34	1
PCB-194	ND		20		pg/g		09/08/14 14:58	09/13/14 00:34	1
PCB-195	ND		20		pg/g		09/08/14 14:58	09/13/14 00:34	1
PCB-196	ND		20		pg/g		09/08/14 14:58	09/13/14 00:34	1
PCB-197	ND		20		pg/g		09/08/14 14:58	09/13/14 00:34	1
PCB-198/199	ND		40		pg/g		09/08/14 14:58	09/13/14 00:34	1
PCB-200	ND		20		pg/g		09/08/14 14:58	09/13/14 00:34	1
PCB-201	ND		20		pg/g		09/08/14 14:58	09/13/14 00:34	1
PCB-202	ND		20		pg/g		09/08/14 14:58	09/13/14 00:34	1
PCB-203	ND		20		pg/g		09/08/14 14:58	09/13/14 00:34	1
PCB-204	ND		20		pg/g		09/08/14 14:58	09/13/14 00:34	1
PCB-205	ND		20		pg/g		09/08/14 14:58	09/13/14 00:34	1
PCB-206	ND		20		pg/g		09/08/14 14:58	09/13/14 00:34	1
PCB-207	ND		20		pg/g		09/08/14 14:58	09/13/14 00:34	1
PCB-208	ND		20		pg/g		09/08/14 14:58	09/13/14 00:34	1
PCB-209	ND		20		pg/g		09/08/14 14:58	09/13/14 00:34	1

Isotope Dilution	*MB %Recovery*	*MB Qualifier*	*Limits*	*Prepared*	*Analyzed*	*Dil Fac*
PCB-1L	*37*		*15 - 150*	*09/08/14 14:58*	*09/13/14 00:34*	*1*
PCB-3L	*45*		*15 - 150*	*09/08/14 14:58*	*09/13/14 00:34*	*1*
PCB-4L	*51*		*25 - 150*	*09/08/14 14:58*	*09/13/14 00:34*	*1*
PCB-15L	*56*		*25 - 150*	*09/08/14 14:58*	*09/13/14 00:34*	*1*
PCB-19L	*69*		*25 - 150*	*09/08/14 14:58*	*09/13/14 00:34*	*1*
PCB-37L	*52*		*25 - 150*	*09/08/14 14:58*	*09/13/14 00:34*	*1*
PCB-54L	*52*		*25 - 150*	*09/08/14 14:58*	*09/13/14 00:34*	*1*
PCB-77L	*64*		*25 - 150*	*09/08/14 14:58*	*09/13/14 00:34*	*1*
PCB-81L	*61*		*25 - 150*	*09/08/14 14:58*	*09/13/14 00:34*	*1*
PCB-104L	*52*		*25 - 150*	*09/08/14 14:58*	*09/13/14 00:34*	*1*
PCB-105L	*74*		*25 - 150*	*09/08/14 14:58*	*09/13/14 00:34*	*1*
PCB-114L	*69*		*25 - 150*	*09/08/14 14:58*	*09/13/14 00:34*	*1*
PCB-118L	*71*		*25 - 150*	*09/08/14 14:58*	*09/13/14 00:34*	*1*
PCB-123L	*71*		*25 - 150*	*09/08/14 14:58*	*09/13/14 00:34*	*1*
PCB-126L	*73*		*25 - 150*	*09/08/14 14:58*	*09/13/14 00:34*	*1*
PCB-155L	*52*		*25 - 150*	*09/08/14 14:58*	*09/13/14 00:34*	*1*
PCB-156L/157L	*85*		*25 - 150*	*09/08/14 14:58*	*09/13/14 00:34*	*1*
PCB-167L	*83*		*25 - 150*	*09/08/14 14:58*	*09/13/14 00:34*	*1*
PCB-169L	*73*		*25 - 150*	*09/08/14 14:58*	*09/13/14 00:34*	*1*
PCB-188L	*74*		*25 - 150*	*09/08/14 14:58*	*09/13/14 00:34*	*1*
PCB-189L	*81*		*25 - 150*	*09/08/14 14:58*	*09/13/14 00:34*	*1*
PCB-202L	*89*		*25 - 150*	*09/08/14 14:58*	*09/13/14 00:34*	*1*

Method: 1668A - Chlorinated Biphenyl Congeners (HRGC/HRMS) (Continued)

Lab Sample ID: MB 320-51796/1-A
Matrix: Solid
Analysis Batch: 52244

Client Sample ID: Method Blank
Prep Type: Total/NA
Prep Batch: 51796

Isotope Dilution	MB %Recovery	MB Qualifier	Limits	Prepared	Analyzed	Dil Fac
PCB-205L	85		25 - 150	09/08/14 14:58	09/13/14 00:34	1
PCB-206L	79		25 - 150	09/08/14 14:58	09/13/14 00:34	1
PCB-208L	80		25 - 150	09/08/14 14:58	09/13/14 00:34	1
PCB-209L	54		25 - 150	09/08/14 14:58	09/13/14 00:34	1

Surrogate	MB %Recovery	MB Qualifier	Limits	Prepared	Analyzed	Dil Fac
PCB-28L	50		30 - 135	09/08/14 14:58	09/13/14 00:34	1
PCB-111L	64		30 - 135	09/08/14 14:58	09/13/14 00:34	1
PCB-178L	85		30 - 135	09/08/14 14:58	09/13/14 00:34	1

Lab Sample ID: LCS 320-51796/2-A
Matrix: Solid
Analysis Batch: 52244

Client Sample ID: Lab Control Sample
Prep Type: Total/NA
Prep Batch: 51796

Analyte	Spike Added	LCS Result	LCS Qualifier	Unit	D	%Rec	%Rec. Limits
PCB-1	200	207		pg/g		104	50 - 150
PCB-3	200	204		pg/g		102	50 - 150
PCB-4	200	193		pg/g		96	50 - 150
PCB-15	200	203		pg/g		101	50 - 150
PCB-19	200	175		pg/g		88	50 - 150
PCB-37	200	215		pg/g		108	50 - 150
PCB-54	200	195		pg/g		98	50 - 150
PCB-77	200	203		pg/g		101	50 - 150
PCB-81	200	200		pg/g		100	50 - 150
PCB-104	200	206		pg/g		103	50 - 150
PCB-105	200	210		pg/g		105	50 - 150
PCB-114	200	203		pg/g		102	50 - 150
PCB-118	200	213		pg/g		106	50 - 150
PCB-123	200	204		pg/g		102	50 - 150
PCB-126	200	205		pg/g		103	50 - 150
PCB-155	200	222		pg/g		111	50 - 150
PCB-156/157	400	407		pg/g		102	50 - 150
PCB-167	200	202		pg/g		101	50 - 150
PCB-169	200	211		pg/g		106	50 - 150
PCB-188	200	194		pg/g		97	50 - 150
PCB-189	200	200		pg/g		100	50 - 150
PCB-202	200	197		pg/g		98	50 - 150
PCB-205	200	192		pg/g		96	50 - 150
PCB-206	200	203		pg/g		101	50 - 150
PCB-208	200	196		pg/g		98	50 - 150
PCB-209	200	197		pg/g		99	50 - 150

Isotope Dilution	LCS %Recovery	LCS Qualifier	Limits
PCB-1L	38		15 - 140
PCB-3L	48		15 - 140
PCB-4L	53		30 - 140
PCB-15L	61		30 - 140
PCB-19L	74		30 - 140

Method: 1668A - Chlorinated Biphenyl Congeners (HRGC/HRMS) (Continued)

Lab Sample ID: LCS 320-51796/2-A
Matrix: Solid
Analysis Batch: 52244

Client Sample ID: Lab Control Sample
Prep Type: Total/NA
Prep Batch: 51796

Isotope Dilution	LCS %Recovery	LCS Qualifier	Limits
PCB-37L	47		30 - 140
PCB-54L	52		30 - 140
PCB-77L	64		30 - 140
PCB-81L	61		30 - 140
PCB-104L	46		30 - 140
PCB-105L	69		30 - 140
PCB-114L	66		30 - 140
PCB-118L	67		30 - 140
PCB-123L	66		30 - 140
PCB-126L	70		30 - 140
PCB-155L	53		30 - 140
PCB-156L/157L	85		30 - 140
PCB-167L	83		30 - 140
PCB-169L	77		30 - 140
PCB-188L	75		30 - 140
PCB-189L	81		30 - 140
PCB-202L	89		30 - 140
PCB-205L	83		30 - 140
PCB-206L	81		30 - 140
PCB-208L	90		30 - 140
PCB-209L	64		30 - 140

Surrogate	LCS %Recovery	LCS Qualifier	Limits
PCB-28L	52		30 - 135
PCB-111L	59		30 - 135
PCB-178L	84		30 - 135

Specialty Organics

Prep Batch: 51796

Lab Sample ID	Client Sample ID	Prep Type	Matrix	Method	Prep Batch
440-82829-3 - DL	MH-SB-76-0-0.5	Total/NA	Solid	HRMS-Sox	
440-82829-3	MH-SB-76-0-0.5	Total/NA	Solid	HRMS-Sox	
440-82829-10	MH-SB-79-0-0.5	Total/NA	Solid	HRMS-Sox	
440-82829-10 - DL	MH-SB-79-0-0.5	Total/NA	Solid	HRMS-Sox	
440-82829-30	MH-SB-8-0-0.5	Total/NA	Solid	HRMS-Sox	
LCS 320-51796/2-A	Lab Control Sample	Total/NA	Solid	HRMS-Sox	
MB 320-51796/1-A	Method Blank	Total/NA	Solid	HRMS-Sox	

Analysis Batch: 52244

Lab Sample ID	Client Sample ID	Prep Type	Matrix	Method	Prep Batch
LCS 320-51796/2-A	Lab Control Sample	Total/NA	Solid	1668A	51796
MB 320-51796/1-A	Method Blank	Total/NA	Solid	1668A	51796

Analysis Batch: 52254

Lab Sample ID	Client Sample ID	Prep Type	Matrix	Method	Prep Batch
440-82829-3	MH-SB-76-0-0.5	Total/NA	Solid	1668A	51796
440-82829-10	MH-SB-79-0-0.5	Total/NA	Solid	1668A	51796

Analysis Batch: 52256

Lab Sample ID	Client Sample ID	Prep Type	Matrix	Method	Prep Batch
440-82829-30	MH-SB-8-0-0.5	Total/NA	Solid	1668A	51796

Analysis Batch: 52391

Lab Sample ID	Client Sample ID	Prep Type	Matrix	Method	Prep Batch
440-82829-3 - DL	MH-SB-76-0-0.5	Total/NA	Solid	1668A	51796
440-82829-10 - DL	MH-SB-79-0-0.5	Total/NA	Solid	1668A	51796

Qualifiers

Dioxin

Qualifier	Qualifier Description
G	The reported quantitation limit has been raised due to an exhibited elevated noise or matrix interference
q	The reported result is the estimated maximum possible concentration of this analyte, quantitated using the theoretical ion ratio. The measured ion ratio does not meet qualitative identification criteria and indicates a possible interference.
E	Result exceeded calibration range.

Glossary

Abbreviation	These commonly used abbreviations may or may not be present in this report.
¤	Listed under the "D" column to designate that the result is reported on a dry weight basis
%R	Percent Recovery
CFL	Contains Free Liquid
CNF	Contains no Free Liquid
DER	Duplicate error ratio (normalized absolute difference)
Dil Fac	Dilution Factor
DL, RA, RE, IN	Indicates a Dilution, Re-analysis, Re-extraction, or additional Initial metals/anion analysis of the sample
DLC	Decision level concentration
MDA	Minimum detectable activity
EDL	Estimated Detection Limit
MDC	Minimum detectable concentration
MDL	Method Detection Limit
ML	Minimum Level (Dioxin)
NC	Not Calculated
ND	Not detected at the reporting limit (or MDL or EDL if shown)
PQL	Practical Quantitation Limit
QC	Quality Control
RER	Relative error ratio
RL	Reporting Limit or Requested Limit (Radiochemistry)
RPD	Relative Percent Difference, a measure of the relative difference between two points
TEF	Toxicity Equivalent Factor (Dioxin)
TEQ	Toxicity Equivalent Quotient (Dioxin)

Certification Summary

Client: ENVIRON International Corp.
Project/Site: SMMUSD

TestAmerica Job ID: 440-82829-3

Laboratory: TestAmerica Irvine

All certifications held by this laboratory are listed. Not all certifications are applicable to this report.

Authority	Program	EPA Region	Certification ID	Expiration Date
Alaska	State Program	10	CA01531	06-30-15
Arizona	State Program	9	AZ0671	10-13-14 *
California	LA Cty Sanitation Districts	9	10256	01-31-15
California	State Program	9	2706	06-30-16
Guam	State Program	9	Cert. No. 12.002r	01-23-15
Hawaii	State Program	9	N/A	01-29-15 *
Nevada	State Program	9	CA015312007A	07-31-15
New Mexico	State Program	6	N/A	01-29-15
Northern Mariana Islands	State Program	9	MP0002	01-29-15
Oregon	NELAP	10	4005	01-29-15
USDA	Federal		P330-09-00080	06-06-15
USEPA UCMR	Federal	1	CA01531	01-31-15

Laboratory: TestAmerica Sacramento

All certifications held by this laboratory are listed. Not all certifications are applicable to this report.

Authority	Program	EPA Region	Certification ID	Expiration Date
A2LA	DoD ELAP		2928-01	01-31-16
Alaska (UST)	State Program	10	UST-055	12-18-13 *
Arizona	State Program	9	AZ0708	08-11-15
Arkansas DEQ	State Program	6	88-0691	06-17-15
California	State Program	9	2897	01-31-15
Colorado	State Program	8	N/A	08-31-15
Connecticut	State Program	1	PH-0691	06-30-15
Florida	NELAP	4	E87570	06-30-15
Hawaii	State Program	9	N/A	01-29-15
Illinois	NELAP	5	200060	03-17-15
Kansas	NELAP	7	E-10375	10-31-14
Louisiana	NELAP	6	30612	06-30-15
Michigan	State Program	5	9947	01-31-15
Nebraska	State Program	7	NE-OS-22-13	01-29-15
Nevada	State Program	9	CA44	07-31-15
New Jersey	NELAP	2	CA005	06-30-15
New York	NELAP	2	11666	04-01-15
Oregon	NELAP	10	CA200005	01-29-15
Oregon	NELAP Secondary AB	10	E87570	06-30-15
Pennsylvania	NELAP	3	9947	03-31-15
Texas	NELAP	6	T104704399-08-TX	05-31-15
US Fish & Wildlife	Federal		LE148388-0	12-31-14
USDA	Federal		P330-11-00436	12-30-14
USEPA UCMR	Federal	1	CA00044	11-06-16
Utah	NELAP	8	QUAN1	02-28-15
Washington	State Program	10	C581	05-05-15
West Virginia (DW)	State Program	3	9930C	12-31-14
Wyoming	State Program	8	8TMS-Q	01-29-15

* Certification renewal pending - certification considered valid.

TestAmerica Irvine
17461 Derian Ave Suite 100
Irvine, CA 92614-5817
Phone (949) 261-1022 Fax (949) 260-3297

Chain of Custody Record

TestAmerica
THE LEADER IN ENVIRONMENTAL TESTING

Client Information (Sub Contract Lab)	Sampler	Lab PM: Mata, Patty	Carrier Tracking No(s)	COC No: 440-51549.1
Client Contact: Shipping/Receiving	Phone	E-Mail: patty mata@testamericainc.com		Page: Page 1 of 1
Company: TestAmerica Laboratories, Inc		Analysis Requested		Job #: 440-82829-3

Address: 880 Riverside Parkway,	Due Date Requested: 9/24/2014
City: West Sacramento	TAT Requested (days):
State, Zip: CA, 95605	PO #:
Phone: 916-373-5600(Tel) 916-372-1059(Fax)	WO #:
Email:	Project #: 44010851
Project Name: SMMUSD	SSOW#:
Site:	

Preservation Codes:

A - HCL	M - Hexane
B - NaOH	N - None
C - Zn Acetate	O - AsNaO2
D - Nitric Acid	P - Na2O4S
E - NaHSO4	Q - Na2SO3
F - MeOH	R - Na2S2SO3
G - Amchlor	S - H2SO4
H - Ascorbic Acid	T - TSP Dodecahydrate
I - Ice	U - Acetone
J - DI Water	V - MCAA
K - EDTA	W - ph 4-5
L - EDA	Z - other (specify)

Other:

Sample Identification - Client ID (Lab ID)	Sample Date	Sample Time	Sample Type (C=comp, G=grab)	Matrix (W=water, S=solid, O=waste/oil, BT=Tissue, A=Air)	Field Filtered Sample (Yes or No)	Perform MS/MSD (Yes or No)	1668A/HRMS_Sox_P Full List (209)	Total Number of containers	Special Instructions/Note:
			Preservation Code:						
MH-SB-76-0-0 5 (440-82829-3)	7/9/14	08:11 Pacific		Solid			X	1	
MH-SB-79-0-0 5 (440-82829-10)	7/9/14	08.51 Pacific		Solid			X	1	
MH-SB-8-0-0 5 (440-82829-30)	7/9/14	13:42 Pacific		Solid			X	1	

Possible Hazard Identification
Unconfirmed

Sample Disposal (A fee may be assessed if samples are retained longer than 1 month)
☐ *Return To Client* ☐ *Disposal By Lab* ☐ *Archive For _____ Months*

Deliverable Requested I, II, III, IV, Other (specify)

Special Instructions/QC Requirements:

Empty Kit Relinquished by	Date	Time	Method of Shipment

	Date/Time	Company	Received by	Date/Time	Company
Relinquished by: Nu Bandi	9/3/14 17:00	TAI	Received by: FedEx	9/3/14 17:00	
Relinquished by:	Date/Time	Company	Received by: Stephanie Edwards	9/4/14 9:05	TA-WS
Relinquished by	Date/Time	Company	Received by	Date/Time	Company

Custody Seals Intact. Δ Yes Δ No	Custody Seal No: Seal	Cooler Temperature(s) °C and Other Remarks: 0.6°C

9/24/2014

ENVIRON — CHAIN-of-CUSTODY

№ 10012

PAGE 1 of 6

☒ 18100 Von Karman Ave., Suite 600, Irvine, CA 92612, (949) 261-5151, (949) 261-6202 (fax)
☐ 707 Wilshire Blvd., Suite 4950, Los Angeles, Calif. 90017, (213) 943-6300, (213) 943-6301 (fax)
☐ 1702 E Highland Avenue, Suite 412, Phoenix, AZ 85016, (602) 734-7700, (602) 734-7701 (fax)

MSA#: _____ WO#: _____

PROJECT NAME / FACILITY ID: SMMUSD

FIELD PERSON: A. Caron / K. Sutherland

PROJECT NUMBER: 04-33980A DATE: 7/9/14

PROJECT MANAGER: Safaa Dergham

PROJECT LOCATION: Malibu, CA

LABORATORY: TestAmerica

IS THIS A UST PROJECT OR IS EDF REQUIRED? Y N IF YES, GLOBAL ID #: _____

SAMPLER: Amy Caron

SIGNATURE:

SAMPLE I.D. NUMBER	YEAR 2014 SAMPLE DATE	SAMPLE TIME	SAMPLE DEPTH (ft)	AIR SAMPLE VOLUME (L)	MATRIX (A) AIR (S) SOIL (G) GAS (W) WATER	NUMBER OF CONTAINERS	FILTERED/UNFILTERED (F/U)	PRESERVATION (SEE KEY)	ANALYSIS REQUIRED: Pesticides 8141 & 8081 Herbicides 8151	Metals 6010/7000	PCBs 8082A	Lead 6010	MS/MSD	COMMENTS
MH-SB-69-0-0.5	7/9	0801	0-0.5'		S	1	U	NO	X	X				
MH-SB-69-1.5-2		0808	1.5-2'						X	X	X			email results to:
MH-SB-76-0-0.5		0811	0-0.5						X	X		X	X	sdergham@environcorp.com
MH-SB-76-1.5-2		0815	1.5-2'						X	X		X	X	acaron@ " "
MH-SB-77-0-0.5		0821	0-0.5'						X	X		X	X	
MH-SB-77-1.5-2		0827	1.5-2'			↓			X	X		X	X	
MH-SB-78-0-0.5		0830	~~0~~ 0.5'			2			X	X	X			
MH-SB-78-1.5-2		0835	1.5-2'			1			X	X	X			
MH-SB-78-1.5-2-FD		0835	1.5-2'						X	X	X			
MH-SB-79-0-0.5		0851	0-0.5'						X	X		X	X	
MH-SB-79-1.5-2		0855	1.5-2'						X	X		X	X	
MH-SB-10-0-0.5		0912	0-0.5'						X	X		X	X	
MH-SB-10-1.5-2	↓	0916	1.5-2'		↓	↓	↓	↓	X	X		X	X	
TOTAL	X	X	X			14								

440-82829 Chain of Custody

RELINQUISHED BY:	TIME/DATE:	RECEIVED BY:	TIME/DATE:
	1444 7/9/14	(COMPANY): Bill Pierce	14:44 7/9/14
Bill Pierce	1710 7-9-14	(COMPANY): TA Irvine	7/9/14 17:10 7/9/14
RELINQUISHED BY:	TIME/DATE:	RECEIVED BY:	TIME/DATE:
		(COMPANY):	

TURNAROUND TIME (CIRCLE ONE): SAME DAY / 24 HOURS / 48 HOURS / 72 HOURS / 5 DAYS / NORMAL

SAMPLE INTEGRITY 74/72 INTACT: (Y) N Temp 11-2/11.0 (54) 11C

IF SEALED, SEAL INTEGRITY INTACT: (Y) N

H = HCL; N = HNO3; S = H2SO4; U = UNKNOWN; NO = NONE; O = OTHER

FILE: LOG FORMS\Chain_of_Custody

Page 31 of 41

9/24/2014

ENVIRON CHAIN-of-CUSTODY

№ 10090

☒ 18100 Von Karman Ave., Suite 600, Irvine, CA 92612, (949) 261-5151, (949) 261-6202 (fax)

☐ 707 Wilshire Blvd., Suite 4950, Los Angeles, Calif. 90017, (213) 943-6300, (213) 943-6301 (fax)

☐ 1702 E Highland Avenue, Suite 412, Phoenix, AZ 85016, (602) 734-7700, (602) 734-7701 (fax)

MSA#: _____ WO#: _____

PROJECT NAME / FACILITY ID: SMMUSD

FIELD PERSON: A. Caron / K. Sutherland

PROJECT NUMBER: 04-33980A DATE: 7/9/14

PROJECT MANAGER: Safaa Dergham

PROJECT LOCATION: Malibu, CA

LABORATORY: TestAmerica

IS THIS A UST PROJECT OR IS EDF REQUIRED? Y N IF YES, GLOBAL ID #: _____

SAMPLER: Amy Caron

SIGNATURE:

SAMPLE I.D. NUMBER	SAMPLE DATE (YEAR 2014)	SAMPLE TIME	SAMPLE DEPTH (ft)	AIR SAMPLE VOLUME (L)	MATRIX (A) AIR (S) SOIL (G) GAS (W) WATER	NUMBER OF CONTAINERS	FILTERED/UNFILTERED (F/U)	PRESERVATION (SEE KEY)	ANALYSIS REQUIRED: Pesticides 8141 & 8081	Herbicides 8151	Metals 6010/7000	PCBs 8082A	Lead 6010	COMMENTS
MH-SB-11-0-0.5	7/9	0938	0-0.5'		S	1	U	NO	X	X		X	X	
MH-SB-11-1.5-2		0941	1.5-2'						X	X		X	X	see pg. 1
MH-SB-12-0-0.5		0947	0-0.5'						X	X	X			
MH-SB-12-1.5-2		0951	1.5-2'						X	X	X			
MH-SB-13-0-0.5		0955	0-0.5'						X	X		X	X	
MH-SB-13-1.5-2		1000	1.5-2'						X	X		X	X	
MH-SB-14-0-0.5		1032	0-0.5						X	X		X	X	
MH-SB-14-1.5-2		1035	1.5-2'						X	X		X	X	
MH-SB-15-0-0.5		1040	0-0.5'						X	X		X	X	
MH-SB-15-1.5-2		1043	1.5-2'						X	X		X	X	
MH-SB-16-0-0.5		1055	0-0.5						X	X	X			
MH-SB-16-1.5-2		1059	1.5-2'						X	X	X			
MH-SB-18-0-0.5	↓	1214	0-0.5		↓	↓	↓	↓	X	X		X	X	
TOTAL	X	X	X											

RELINQUISHED BY:	TIME/DATE:	RECEIVED BY: (COMPANY):	TIME/DATE:
	1444 7/9/14	Bill Piering	1444 7/9/14
Bill Piering	17[redacted] 7-9-14		
		(COMPANY):	1710 7/9/14
RELINQUISHED BY:	TIME/DATE:	RECEIVED BY: (COMPANY):	TIME/DATE:

TURNAROUND TIME (CIRCLE ONE): SAME DAY / 24 HOURS / 48 HOURS / 72 HOURS / 5 DAYS / NORMAL

SAMPLE INTEGRITY — INTACT: (Y) N — Temp: 11.2/11.0 ice

IF SEALED, SEAL INTEGRITY — INTACT: (Y) N

H = HCL; N = HNO_3; S = H_2SO_4; U = UNKNOWN; NO = NONE; O = OTHER

FILE: LOG FORMS\Chain_of_Custody

ENVIRON

CHAIN-of-CUSTODY

№ 10091

PAGE 3 of 6

☒ 18100 Von Karman Ave., Suite 600, Irvine, CA 92612, (949) 261-5151, (949) 261-6202 (fax)

☐ 707 Wilshire Blvd., Suite 4950, Los Angeles, Calif. 90017, (213) 943-6300, (213) 943-6301 (fax)

☐ 1702 E Highland Avenue, Suite 412, Phoenix, AZ 85016, (602) 734-7700, (602) 734-7701 (fax)

MSA#: _____ WO#: _____

PROJECT NAME / FACILITY ID: SMMUSD

FIELD PERSON: A. Caron / K. Sutherland

PROJECT NUMBER: 04-33980A DATE: 7/9/14

PROJECT MANAGER: Safaa Dergham

PROJECT LOCATION: Malibu, CA

LABORATORY: Test America

IS THIS A UST PROJECT OR IS EDF REQUIRED? Y N IF YES, GLOBAL ID #: _____

SAMPLER: Amy Caron

SIGNATURE: [signature]

SAMPLE I.D. NUMBER	SAMPLE DATE (YEAR 2014)	SAMPLE TIME	SAMPLE DEPTH (ft)	AIR SAMPLE VOLUME (L)	MATRIX (A) AIR (S) SOIL (G) GAS (W) WATER	NUMBER OF CONTAINERS	FILTERED/UNFILTERED (F/U)	PRESERVATION (SEE KEY)	ANALYSIS REQUIRED: Pesticides 8141 & 8081	Herbicides 8151	Metals 6010/7000	PCBs 8082A	Lead 6010						COMMENTS
MH-SB-18-1.5-2	7/9	1218	1.5-2'	/	S	1	U	NO	X	X		X	X						
MH-SB-21-0-0.5		1224	0-0.5'	/					X	X		X	X						see pg. 1
MH-SB-21-1.5-2		1229	1.5-2'	/					X	X		X	X						
MH-SB-8-0-0.5		1342	0-0.5'	/								X							
MH-SB-8-1.5-2		1346	1.5-2'	/								X							
MH-SB-9-0-0.5		1348	0-0.5'	/								X							
MH-SB-9-1.5-2		1351	1.5-2'	/								X							
MH-SB-1-0-0.5		1420	0-0.5'	/					X	X	X								
MH-SB-1-1.5-2		1424	1.5-2'	/					X	X	X								
TOTAL	X	X	X																

RELINQUISHED BY:	TIME/DATE:	RECEIVED BY: (COMPANY):	TIME/DATE:
[signature]	1444 7/9/14	[signature]	1444 7/9/14
[signature]	1710 7/9/14	[signature]	1710 7/9/14

TURNAROUND TIME (CIRCLE ONE): SAME DAY, 24 HOURS, 48 HOURS, 72 HOURS, 5 DAYS, NORMAL

SAMPLE INTEGRITY: INTACT: Y N Temp 11.2/K.O

IF SEALED, SEAL INTEGRITY: INTACT: Y N

H = HCL; N = HNO_3; S = H_2SO_4; U = UNKNOWN; NO = NONE; O = OTHER

FILE: LOG FORMS\Chain_of_Custody

ENVIRON CHAIN-of-CUSTODY

№ 10086

PAGE 4 of 6

☐ 18100 Von Karman Ave., Suite 600, Irvine, CA 92612, (949) 261-5151, (949) 261-6202 (fax)
☐ 707 Wilshire Blvd., Suite 4950, Los Angeles, Calif. 90017, (213) 943-6300, (213) 943-6301 (fax)
☐ 1702 E Highland Avenue, Suite 412, Phoenix, AZ 85016, (602) 734-7700, (602) 734-7701 (fax)

PROJECT NAME / FACILITY ID: SMMUSD
PROJECT NUMBER: 0433980A
DATE: 7/9/14
PROJECT LOCATION: Malibu, CA
IS THIS A UST PROJECT OR IS EDF REQUIRED? Y N IF YES, GLOBAL ID #:

MSA#: WO#:
FIELD PERSON: K. Sutherland/A. Carson
PROJECT MANAGER: S. Deraghan
LABORATORY: Test America

SAMPLER: Kevin Sutherland
SIGNATURE:

SAMPLE I.D. NUMBER	YEAR 2014 SAMPLE DATE	SAMPLE TIME	SAMPLE DEPTH (ft)	AIR SAMPLE VOLUME (L)	MATRIX (A) AIR (S) SOIL (G) GAS (W) WATER	NUMBER OF CONTAINERS	FILTERED/UNFILTERED (F/U)	PRESERVATION (SEE KEY)	ANALYSIS REQUIRED: Pesticides by 8141 and 8081	Herbicides by 8151	Metals by 6010/7000	Lead by 6010	PCBs by 8082A	MS/MSD					COMMENTS
MH-SB-68-0-0.5	1/9	0742	0-0.5	✓	S	1	U	NO	X	X	X								see pg 1
MH-SB-67-0-0.5		0754	0-0.5			1			X	X			X						
MH-SB-67-1.5-2		0812	1.5-2			1			X	X			X						
MH-SB-66-0-0.5		0815	0-0.5			1			X	X			X						
MH-SB-66-1.5-2		0819	1.5-2			1			X	X			X						
MH-SB-55-0-0.5		0830	0-0.5			1			X	X	X								
MH-SB-26-0-0.5		0858	0-0.5			1			X	X	X								
MH-SB-54-0-0.5		0907	0-0.5			1			X	X			X						
MH-SB-54-1.5-2		0920	1.5-2			1			X	X			X						
MH-SB-24-0-0.5		0930	0-0.5			1			X	X	X								
MH-SB-24-1.5-2		0931	1.5-2			1			X	X	X								
MH-SB-25-0-0.5		0940	0-0.5			1			X	X	X								
MH-SB-25-1.5-2	↓	0944	1.5-2	↓	↓	1	↓	↓	X	X	X								
TOTAL	X	X	X																

RELINQUISHED BY:	TIME/DATE:	RECEIVED BY: (COMPANY):	TIME/DATE:
	1444 7/9/14		1444 7/9/14
RELINQUISHED BY:	TIME/DATE:	RECEIVED BY: (COMPANY):	TIME/DATE:
	1710 7-9-14		1710 7/9/14
RELINQUISHED BY:	TIME/DATE:	RECEIVED BY: (COMPANY):	TIME/DATE:

TURNAROUND TIME (CIRCLE ONE): SAME DAY / 24 HOURS / 48 HOURS / 72 HOURS / 5 DAYS / NORMAL

SAMPLE INTEGRITY INTACT: Y N Temp 7.4/7.2 11.2/11.0 (14)

IF SEALED, SEAL INTEGRITY INTACT: Y N

H = HCl; N = HNO3; S = H2SO; U = UNKNOWN; NO = NONE; O = OTHER

FILE: LOG FORMS\Chain_of_Custody

ENVIRON

CHAIN-of-CUSTODY

№ 10089

PAGE 5 of 6

☐ 18100 Von Karman Ave., Suite 600, Irvine, CA 92612, (949) 261-5151, (949) 261-6202 (fax)

☐ 707 Wilshire Blvd., Suite 4950, Los Angeles, Calif. 90017, (213) 943-6300, (213) 943-6301 (fax)

☐ 1702 E Highland Avenue, Suite 412, Phoenix, AZ 85016, (602) 734-7700, (602) 734-7701 (fax)

MSA#: _____ WO#: _____

PROJECT NAME / FACILITY ID: SMMUSD

FIELD PERSON: K Sutherland / A. Caron

PROJECT NUMBER: 0433980A DATE: 7/9/14

PROJECT MANAGER: S. Dergham

PROJECT LOCATION: Malibu, CA

LABORATORY: Test America

IS THIS A UST PROJECT OR IS EDF REQUIRED? Y N IF YES, GLOBAL ID #: _____

SAMPLER: Kevin Sutherland

SIGNATURE: [signature]

SAMPLE I.D. NUMBER	SAMPLE DATE (YEAR 2014)	SAMPLE TIME	SAMPLE DEPTH (ft)	AIR SAMPLE VOLUME (L)	MATRIX (A) AIR (S) SOIL (G) GAS (W) WATER	NUMBER OF CONTAINERS	FILTERED/UNFILTERED (F/U)	PRESERVATION (SEE KEY)	ANALYSIS REQUIRED: Pesticides by 8141 and 8081	Herbicides by 8151	Metals by 6010/7000	Lead by 6010	PCBs by 8082A	MS/MSD					COMMENTS
MH-SB-22-0-0.5	7/9	0949	0-0.5	/	S	2	U	NO	X	X	X			X					see pg 1
MH-SB-22-1.5-2		0955	1.5-2			1			X	X	X								did not sample
MH-SB-22-1.5-2-FD		1001	1.5-2			1			X	X	X								MH-SB-17-1.5-2
MH-SB-23-0-0.5		1020	0-0.5			1			X	X	X								
MH-SB-23-1.5-2		1031	1.5-2			1			X	X	X								
MH-SB-20-0-0.5		1038	0-0.5			1			X	X	X								
MH-SB-20-1.5-2		1057	1.5-2			1			X	X	X								
MH-SB-19-0-0.5		1215	0-0.5			1			X	X	X								
MH-SB-19-1.5-2		1221	1.5-2			2			X	X	X			X					
MH-SB-19-0-0.5-FD		1223	0-0.5			1			X	X	X								
MH-SB-17-0-0.5		1236	0-0.5			1			X	X	X								
~~MH-SB-17-1.5-2~~																			
MH-SB-41-0-0.5		1347	0-0.5			1			X	X		X	X						
TOTAL	X	X	X																

RELINQUISHED BY:	TIME/DATE:	RECEIVED BY: (COMPANY):	TIME/DATE:
[signature]	1444 7/9/14	[signature]	1444 7/9/14
[signature]	1710 7/9/14	[signature]	1710 7/9/14
RELINQUISHED BY:	TIME/DATE:	RECEIVED BY: (COMPANY):	TIME/DATE:

TURNAROUND TIME (CIRCLE ONE): SAME DAY, 24 HOURS, 48 HOURS, 72 HOURS, 5 DAYS, NORMAL

SAMPLE INTEGRITY: INTACT: Y N Temp 7.4/7.2 11.2/11.0 (Y) (Y)

IF SEALED, SEAL INTEGRITY: INTACT: Y N

H = HCL; N = HNO_3; S = H_2SO_4; U = UNKNOWN; NO = NONE; O = OTHER

FILE: LOG FORMS\Chain_of_Custody

ENVIRON

CHAIN-of-CUSTODY

№ 10087

PAGE 6 of 6

☐ 18100 Von Karman Ave., Suite 600
Irvine, CA 92612
(949) 261-5151
(949) 261-6202 (fax)

☐ 707 Wilshire Blvd., Suite 4950
Los Angeles, Calif. 90017
(213) 943-6300
(213) 943-6301 (fax)

☐ 1702 E Highland Avenue, Suite 412
Phoenix, AZ 85016
(602) 734-7700
(602) 734-7701 (fax)

MSA#: _____ WO#: _____

PROJECT NAME / FACILITY ID: SMMUSD

FIELD PERSON: K. Sutherland / A. Caron

PROJECT NUMBER: 0433980A DATE: 7/9/14

PROJECT MANAGER: S. Dergham

PROJECT LOCATION: Malibu, CA

LABORATORY: Test America

IS THIS A UST PROJECT OR IS EDF REQUIRED? Y N IF YES, GLOBAL ID #: _____

SAMPLER: Kevin Sutherland

SIGNATURE: [signature]

SAMPLE I.D. NUMBER	SAMPLE DATE (YEAR 2014)	SAMPLE TIME	SAMPLE DEPTH (ft)	AIR SAMPLE VOLUME (L)	MATRIX (A) AIR (S) SOIL (G) GAS (W) WATER	NUMBER OF CONTAINERS	FILTERED/UNFILTERED (F/U)	PRESERVATION (SEE KEY)	Pesticides by 8141 and 8081	Herbicides by 8151	Metals by 6010/7000	Lead by 6010	PCBs by 8082A	MS/MSD					COMMENTS
MH-SB-41-1.5-2	7/9	1355	1.5-2	/	S	1	U	NO	X	X		X	X						see pg 1
MH-SB-43-0-0.5		1402	0-0.5			1			X	X		X	X						
MH-SB-42-0-0.5		1410	0-0.5			1			X	X	X								
MH-SB-42-1.5-2		1412	1.5-2			1			X	X	X								
TOTAL	X	X	X																

KS

RELINQUISHED BY:	TIME/DATE:	RECEIVED BY: (COMPANY):	TIME/DATE:
[signature]	1444 7/9/14	[signature]	1444 7/9/14
[signature]	1710 7/9/14	[signature]	1710 7/9/14

TURNAROUND TIME (CIRCLE ONE): SAME DAY / 24 HOURS / 48 HOURS / 72 HOURS / 5 DAYS / NORMAL

SAMPLE INTEGRITY: INTACT: Y N Temp 11.2/11.0 ice 74172

IF SEALED, SEAL INTEGRITY: INTACT: Y N

H = HCL; N = HNO_3; S = H_2SO_4; U = UNKNOWN; NO = NONE; O = OTHER

FILE: LOG FORMS\Chain_of_Custody

Login Sample Receipt Checklist

Client: ENVIRON International Corp.

Job Number: 440-82829-3

Login Number: 82829

List Source: TestAmerica Irvine

List Number: 1

Creator: Freitag, Kevin R

Question	Answer	Comment
Radioactivity wasn't checked or is </= background as measured by a survey meter.	True	
The cooler's custody seal, if present, is intact.	True	
Sample custody seals, if present, are intact.	True	
The cooler or samples do not appear to have been compromised or tampered with.	True	
Samples were received on ice.	True	
Cooler Temperature is acceptable.	True	Received same day of collection; chilling process has begun.
Cooler Temperature is recorded.	True	
COC is present.	True	
COC is filled out in ink and legible.	True	
COC is filled out with all pertinent information.	True	
Is the Field Sampler's name present on COC?	True	
There are no discrepancies between the containers received and the COC.	True	
Samples are received within Holding Time.	True	
Sample containers have legible labels.	True	
Containers are not broken or leaking.	True	
Sample collection date/times are provided.	True	
Appropriate sample containers are used.	True	
Sample bottles are completely filled.	True	
Sample Preservation Verified.	N/A	
There is sufficient vol. for all requested analyses, incl. any requested MS/MSDs	True	
Containers requiring zero headspace have no headspace or bubble is <6mm (1/4").	True	
Multiphasic samples are not present.	True	
Samples do not require splitting or compositing.	True	
Residual Chlorine Checked.	N/A	

Login Sample Receipt Checklist

Client: ENVIRON International Corp.

Job Number: 440-82829-3

Login Number: 82829
List Number: 3
Creator: Yang, Nhia X

List Source: TestAmerica Sacramento
List Creation: 09/04/14 10:15 AM

Question	Answer	Comment
Radioactivity wasn't checked or is </= background as measured by a survey meter.	True	
The cooler's custody seal, if present, is intact.	True	
Sample custody seals, if present, are intact.	N/A	
The cooler or samples do not appear to have been compromised or tampered with.	True	
Samples were received on ice.	True	
Cooler Temperature is acceptable.	True	
Cooler Temperature is recorded.	True	
COC is present.	True	
COC is filled out in ink and legible.	True	
COC is filled out with all pertinent information.	True	
Is the Field Sampler's name present on COC?	N/A	
There are no discrepancies between the containers received and the COC.	True	
Samples are received within Holding Time.	True	
Sample containers have legible labels.	True	
Containers are not broken or leaking.	True	
Sample collection date/times are provided.	True	
Appropriate sample containers are used.	True	
Sample bottles are completely filled.	True	
Sample Preservation Verified.	N/A	
There is sufficient vol. for all requested analyses, incl. any requested MS/MSDs	True	
Containers requiring zero headspace have no headspace or bubble is <6mm (1/4").	True	
Multiphasic samples are not present.	True	
Samples do not require splitting or compositing.	True	
Residual Chlorine Checked.	N/A	

Isotope Dilution Summary

Client: ENVIRON International Corp.
Project/Site: SMMUSD

TestAmerica Job ID: 440-82829-3

Method: 1668A - Chlorinated Biphenyl Congeners (HRGC/HRMS)

Matrix: Solid **Prep Type: Total/NA**

		Percent Isotope Dilution Recovery (Acceptance Limits)							
Lab Sample ID	Client Sample ID	PCB-1L (15-150)	PCB-3L (15-150)	PCB-4L (25-150)	PCB-15L (25-150)	PCB-19L (25-150)	PCB-37L (25-150)	PCB-54L (25-150)	PCB-77L (25-150)
440-82829-3	MH-SB-76-0-0.5	36	42	46	53	52	68	52	92
440-82829-3 - DL	MH-SB-76-0-0.5	34	42	48	44	46	40	40	76
440-82829-10	MH-SB-79-0-0.5	35	41	46	53	55	64	52	86
440-82829-10 - DL	MH-SB-79-0-0.5	33	40	47	45	44	54	44	77
440-82829-30	MH-SB-8-0-0.5	35	43	46	52	52	71	61	87
MB 320-51796/1-A	Method Blank	37	45	51	56	69	52	52	64

		Percent Isotope Dilution Recovery (Acceptance Limits)							
Lab Sample ID	Client Sample ID	PCB-81L (25-150)	PCB-104L (25-150)	PCB-105L (25-150)	PCB-114L (25-150)	PCB-118L (25-150)	PCB-123L (25-150)	PCB-126L (25-150)	PCB-155L (25-150)
440-82829-3	MH-SB-76-0-0.5	90	64	103	101	95	99	99	72
440-82829-3 - DL	MH-SB-76-0-0.5	73	51	84	75	87	79	76	69
440-82829-10	MH-SB-79-0-0.5	82	62	97	94	92	95	93	69
440-82829-10 - DL	MH-SB-79-0-0.5	65	49	78	74	85	75	71	66
440-82829-30	MH-SB-8-0-0.5	79	61	80	80	83	80	81	76
MB 320-51796/1-A	Method Blank	61	52	74	69	71	71	73	52

		Percent Isotope Dilution Recovery (Acceptance Limits)							
Lab Sample ID	Client Sample ID	CB-156L/15 (25-150)	PCB-167L (25-150)	PCB-169L (25-150)	PCB-188L (25-150)	PCB-189L (25-150)	PCB-202L (25-150)	PCB-205L (25-150)	PCB-206L (25-150)
440-82829-3	MH-SB-76-0-0.5	111	107	96	97	88	105	89	81
440-82829-3 - DL	MH-SB-76-0-0.5	94	97	80	94	88	104	89	83
440-82829-10	MH-SB-79-0-0.5	100	97	86	97	84	102	87	80
440-82829-10 - DL	MH-SB-79-0-0.5	92	94	80	97	77	108	86	83
440-82829-30	MH-SB-8-0-0.5	100	100	89	82	79	90	88	83
MB 320-51796/1-A	Method Blank	85	83	73	74	81	89	85	79

		Percent Isotope Dilution Recovery (Acceptance Limits)	
Lab Sample ID	Client Sample ID	PCB-208L (25-150)	PCB-209L (25-150)
440-82829-3	MH-SB-76-0-0.5	95	59
440-82829-3 - DL	MH-SB-76-0-0.5	94	65
440-82829-10	MH-SB-79-0-0.5	96	66
440-82829-10 - DL	MH-SB-79-0-0.5	101	71
440-82829-30	MH-SB-8-0-0.5	85	65
MB 320-51796/1-A	Method Blank	80	54

Surrogate Legend

PCB-1L = PCB-1L
PCB-3L = PCB-3L
PCB-4L = PCB-4L
PCB-15L = PCB-15L
PCB-19L = PCB-19L
PCB-37L = PCB-37L
PCB-54L = PCB-54L
PCB-77L = PCB-77L
PCB-81L = PCB-81L
PCB-104L = PCB-104L
PCB-105L = PCB-105L
PCB-114L = PCB-114L
PCB-118L = PCB-118L
PCB-123L = PCB-123L

PCB-126L = PCB-126L
PCB-155L = PCB-155L
PCB-156L/157L = PCB-156L/157L
PCB-167L = PCB-167L
PCB-169L = PCB-169L
PCB-188L = PCB-188L
PCB-189L = PCB-189L
PCB-202L = PCB-202L
PCB-205L = PCB-205L
PCB-206L = PCB-206L
PCB-208L = PCB-208L
PCB-209L = PCB-209L

Method: 1668A - Chlorinated Biphenyl Congeners (HRGC/HRMS)

Matrix: Solid **Prep Type: Total/NA**

		Percent Isotope Dilution Recovery (Acceptance Limits)							
		PCB-1L	PCB-3L	PCB-4L	PCB-15L	PCB-19L	PCB-37L	PCB-54L	PCB-77L
Lab Sample ID	Client Sample ID	(15-140)	(15-140)	(30-140)	(30-140)	(30-140)	(30-140)	(30-140)	(30-140)
LCS 320-51796/2-A	Lab Control Sample	38	48	53	61	74	47	52	64

		Percent Isotope Dilution Recovery (Acceptance Limits)							
		PCB-81L	PCB-104L	PCB-105L	PCB-114L	PCB-118L	PCB-123L	PCB-126L	PCB-155L
Lab Sample ID	Client Sample ID	(30-140)	(30-140)	(30-140)	(30-140)	(30-140)	(30-140)	(30-140)	(30-140)
LCS 320-51796/2-A	Lab Control Sample	61	46	69	66	67	66	70	53

		Percent Isotope Dilution Recovery (Acceptance Limits)							
		CB-156L/15	PCB-167L	PCB-169L	PCB-188L	PCB-189L	PCB-202L	PCB-205L	PCB-206L
Lab Sample ID	Client Sample ID	(30-140)	(30-140)	(30-140)	(30-140)	(30-140)	(30-140)	(30-140)	(30-140)
LCS 320-51796/2-A	Lab Control Sample	85	83	77	75	81	89	83	81

		Percent Isotope Dilution Recovery (Acceptance Limits)							
		PCB-208L	PCB-209L						
Lab Sample ID	Client Sample ID	(30-140)	(30-140)						
LCS 320-51796/2-A	Lab Control Sample	90	64						

Surrogate Legend

PCB-1L = PCB-1L
PCB-3L = PCB-3L
PCB-4L = PCB-4L
PCB-15L = PCB-15L
PCB-19L = PCB-19L
PCB-37L = PCB-37L
PCB-54L = PCB-54L
PCB-77L = PCB-77L
PCB-81L = PCB-81L
PCB-104L = PCB-104L
PCB-105L = PCB-105L
PCB-114L = PCB-114L
PCB-118L = PCB-118L
PCB-123L = PCB-123L
PCB-126L = PCB-126L
PCB-155L = PCB-155L
PCB-156L/157L = PCB-156L/157L
PCB-167L = PCB-167L
PCB-169L = PCB-169L
PCB-188L = PCB-188L
PCB-189L = PCB-189L

Isotope Dilution Summary

Client: ENVIRON International Corp.
Project/Site: SMMUSD

TestAmerica Job ID: 440-82829-3

PCB-202L = PCB-202L
PCB-205L = PCB-205L
PCB-206L = PCB-206L
PCB-208L = PCB-208L
PCB-209L = PCB-209L

TestAmerica

THE LEADER IN ENVIRONMENTAL TESTING

ANALYTICAL REPORT

TestAmerica Laboratories, Inc.
TestAmerica Irvine
17461 Derian Ave
Suite 100
Irvine, CA 92614-5817
Tel: (949)261-1022

TestAmerica Job ID: 440-83739-3
Client Project/Site: SMMUSD

For:
ENVIRON International Corp.
18100 Von Karman Avenue
Irvine, California 92612

Attn: Safaa Dergham

Authorized for release by:
9/24/2014 6:17:25 PM

Patty Mata, Senior Project Manager
(949)261-1022
patty.mata@testamericainc.com

LINKS

Review your project results through TotalAccess

Have a Question? Ask The Expert

Visit us at: www.testamericainc.com

The test results in this report meet all 2003 NELAC and 2009 TNI requirements for accredited parameters, exceptions are noted in this report. This report may not be reproduced except in full, and with written approval from the laboratory. For questions please contact the Project Manager at the e-mail address or telephone number listed on this page.

This report has been electronically signed and authorized by the signatory. Electronic signature is intended to be the legally binding equivalent of a traditionally handwritten signature.

Results relate only to the items tested and the sample(s) as received by the laboratory.

Table of Contents

Cover Page 1
Table of Contents 2
Sample Summary 3
Case Narrative 4
Client Sample Results 5
Method Summary 10
Lab Chronicle 11
QC Sample Results 12
QC Association Summary 18
Definitions/Glossary 19
Certification Summary 20
Subcontract Data 21
Chain of Custody 22
Receipt Checklists 26
Isotope Dilution Summary 28

Sample Summary

Client: ENVIRON International Corp.
Project/Site: SMMUSD

TestAmerica Job ID: 440-83739-3

Lab Sample ID	Client Sample ID	Matrix	Collected	Received
440-83739-38	MH-SB-91-0-0.5	Solid	07/21/14 12:13	07/21/14 18:55

Job ID: 440-83739-3

Laboratory: TestAmerica Irvine

Narrative

Job Narrative
440-83739-3

Comments
Additional PCB Congeners tests were requested for selected samples on 8/29/14. Only the PCB Congener results are included in this report.

Receipt
The samples were received on 7/21/2014 6:55 PM; the samples arrived in good condition, properly preserved and, where required, on ice. The temperature of the cooler at receipt was 4.3° C.

PCB Congeners
Method(s) 1668A: The following samples exhibited elevated noise or matrix interferences for one or more analytes requiring the reporting limit (RL): MH-SB-91-0-0.5 (440-83739-38). These analytes were flagged with the "G" qualifier.

Method(s) 1668A: The concentration of one or more analytes associated with the following samples exceeded the instrument calibration range: MH-SB-91-0-0.5 (440-83739-38). These analytes have been qualified with "E" flags; however, the peaks did not saturate the instrument detector. Historical data indicate that for the isotope dilution method, dilution and re-analysis will not produce significantly different results from those reported above the calibration range.

No additional analytical or quality issues were noted, other than those described above or in the Definitions/Glossary page.

PCB Congeners Prep
No analytical or quality issues were noted, other than those described in the Definitions/Glossary page.

Client: ENVIRON International Corp.
Project/Site: SMMUSD

TestAmerica Job ID: 440-83739-3

Client Sample ID: MH-SB-91-0-0.5
Date Collected: 07/21/14 12:13
Date Received: 07/21/14 18:55

Lab Sample ID: 440-83739-38
Matrix: Solid

Method: 1668A - Chlorinated Biphenyl Congeners (HRGC/HRMS)

Analyte	Result	Qualifier	RL	EDL	Unit	D	Prepared	Analyzed	Dil Fac
PCB-1	ND		20		pg/g		09/08/14 14:58	09/14/14 11:37	1
PCB-2	ND		20		pg/g		09/08/14 14:58	09/14/14 11:37	1
PCB-3	ND		20		pg/g		09/08/14 14:58	09/14/14 11:37	1
PCB-4	**29**		20		pg/g		09/08/14 14:58	09/14/14 11:37	1
PCB-5	ND		20		pg/g		09/08/14 14:58	09/14/14 11:37	1
PCB-6	ND		20		pg/g		09/08/14 14:58	09/14/14 11:37	1
PCB-7	ND		20		pg/g		09/08/14 14:58	09/14/14 11:37	1
PCB-8	**25**		20		pg/g		09/08/14 14:58	09/14/14 11:37	1
PCB-9	ND		20		pg/g		09/08/14 14:58	09/14/14 11:37	1
PCB-10	ND		20		pg/g		09/08/14 14:58	09/14/14 11:37	1
PCB-11	**69**		20		pg/g		09/08/14 14:58	09/14/14 11:37	1
PCB-12/13	ND		39		pg/g		09/08/14 14:58	09/14/14 11:37	1
PCB-14	ND		20		pg/g		09/08/14 14:58	09/14/14 11:37	1
PCB-15	**21**		20		pg/g		09/08/14 14:58	09/14/14 11:37	1
PCB-16	**31**		20		pg/g		09/08/14 14:58	09/14/14 11:37	1
PCB-17	**23**		20		pg/g		09/08/14 14:58	09/14/14 11:37	1
PCB-18/30	**53**		39		pg/g		09/08/14 14:58	09/14/14 11:37	1
PCB-19	ND		20		pg/g		09/08/14 14:58	09/14/14 11:37	1
PCB-20/28	**77**		39		pg/g		09/08/14 14:58	09/14/14 11:37	1
PCB-21/33	**40**		39		pg/g		09/08/14 14:58	09/14/14 11:37	1
PCB-22	**27**		20		pg/g		09/08/14 14:58	09/14/14 11:37	1
PCB-23	ND		20		pg/g		09/08/14 14:58	09/14/14 11:37	1
PCB-24	ND		20		pg/g		09/08/14 14:58	09/14/14 11:37	1
PCB-25	ND		20		pg/g		09/08/14 14:58	09/14/14 11:37	1
PCB-26/29	ND		39		pg/g		09/08/14 14:58	09/14/14 11:37	1
PCB-27	ND		20		pg/g		09/08/14 14:58	09/14/14 11:37	1
PCB-31	**140**		20		pg/g		09/08/14 14:58	09/14/14 11:37	1
PCB-32	ND		20		pg/g		09/08/14 14:58	09/14/14 11:37	1
PCB-34	ND		20		pg/g		09/08/14 14:58	09/14/14 11:37	1
PCB-35	**46**		20		pg/g		09/08/14 14:58	09/14/14 11:37	1
PCB-36	**32**		20		pg/g		09/08/14 14:58	09/14/14 11:37	1
PCB-37	**110**		20		pg/g		09/08/14 14:58	09/14/14 11:37	1
PCB-38	ND		20		pg/g		09/08/14 14:58	09/14/14 11:37	1
PCB-39	ND		20		pg/g		09/08/14 14:58	09/14/14 11:37	1
PCB-41	ND		20		pg/g		09/08/14 14:58	09/14/14 11:37	1
PCB-40/71	**350**		39		pg/g		09/08/14 14:58	09/14/14 11:37	1
PCB-42	**170**		20		pg/g		09/08/14 14:58	09/14/14 11:37	1
PCB-43	**28**		20		pg/g		09/08/14 14:58	09/14/14 11:37	1
PCB-44/47/65	**2300**		59		pg/g		09/08/14 14:58	09/14/14 11:37	1
PCB-45	**46**		20		pg/g		09/08/14 14:58	09/14/14 11:37	1
PCB-46	**32**		20		pg/g		09/08/14 14:58	09/14/14 11:37	1
PCB-48	**85**		20		pg/g		09/08/14 14:58	09/14/14 11:37	1
PCB-49/69	**1200**		39		pg/g		09/08/14 14:58	09/14/14 11:37	1
PCB-50/53	**150**		39		pg/g		09/08/14 14:58	09/14/14 11:37	1
PCB-51	ND		20		pg/g		09/08/14 14:58	09/14/14 11:37	1
PCB-52	**6400**	**E**	20		pg/g		09/08/14 14:58	09/14/14 11:37	1
PCB-54	ND		20		pg/g		09/08/14 14:58	09/14/14 11:37	1
PCB-55	ND	G	26		pg/g		09/08/14 14:58	09/14/14 11:37	1
PCB-56	**500**	**G**	28		pg/g		09/08/14 14:58	09/14/14 11:37	1

Client: ENVIRON International Corp.
Project/Site: SMMUSD

TestAmerica Job ID: 440-83739-3

Client Sample ID: MH-SB-91-0-0.5
Date Collected: 07/21/14 12:13
Date Received: 07/21/14 18:55

Lab Sample ID: 440-83739-38
Matrix: Solid

Method: 1668A - Chlorinated Biphenyl Congeners (HRGC/HRMS) (Continued)

Analyte	Result	Qualifier	RL	EDL	Unit	D	Prepared	Analyzed	Dil Fac
PCB-57	ND	G	25		pg/g		09/08/14 14:58	09/14/14 11:37	1
PCB-58	ND	G	26		pg/g		09/08/14 14:58	09/14/14 11:37	1
PCB-59/62/75	ND		59		pg/g		09/08/14 14:58	09/14/14 11:37	1
PCB-60	**180**	**G**	27		pg/g		09/08/14 14:58	09/14/14 11:37	1
PCB-61/70/74/76	**4700**		78		pg/g		09/08/14 14:58	09/14/14 11:37	1
PCB-63	**40**	**G**	24		pg/g		09/08/14 14:58	09/14/14 11:37	1
PCB-64	**640**		20		pg/g		09/08/14 14:58	09/14/14 11:37	1
PCB-66	**1200**	**G**	28		pg/g		09/08/14 14:58	09/14/14 11:37	1
PCB-67	**41**	**G**	24		pg/g		09/08/14 14:58	09/14/14 11:37	1
PCB-68	ND	G	23		pg/g		09/08/14 14:58	09/14/14 11:37	1
PCB-72	ND	G	25		pg/g		09/08/14 14:58	09/14/14 11:37	1
PCB-73	ND		20		pg/g		09/08/14 14:58	09/14/14 11:37	1
PCB-77	**640**	**G**	31		pg/g		09/08/14 14:58	09/14/14 11:37	1
PCB-78	ND	G	29		pg/g		09/08/14 14:58	09/14/14 11:37	1
PCB-79	**200**	**G**	25		pg/g		09/08/14 14:58	09/14/14 11:37	1
PCB-80	ND	G	24		pg/g		09/08/14 14:58	09/14/14 11:37	1
PCB-81	ND	G	31		pg/g		09/08/14 14:58	09/14/14 11:37	1
PCB-82	**1500**	**G**	160		pg/g		09/08/14 14:58	09/14/14 11:37	1
PCB-83	**420**	**G**	170		pg/g		09/08/14 14:58	09/14/14 11:37	1
PCB-84	**3000**	**E G**	150		pg/g		09/08/14 14:58	09/14/14 11:37	1
PCB-85/116/117	**2300**	**G**	110		pg/g		09/08/14 14:58	09/14/14 11:37	1
PCB-86/87/97/108/119/125	**9000**		120		pg/g		09/08/14 14:58	09/14/14 11:37	1
PCB-88/91	**1400**	**G**	120		pg/g		09/08/14 14:58	09/14/14 11:37	1
PCB-89	ND	G	140		pg/g		09/08/14 14:58	09/14/14 11:37	1
PCB-90/101/113	**13000**	**E G**	110		pg/g		09/08/14 14:58	09/14/14 11:37	1
PCB-92	**2600**	**E G**	130		pg/g		09/08/14 14:58	09/14/14 11:37	1
PCB-93/100	ND	G	120		pg/g		09/08/14 14:58	09/14/14 11:37	1
PCB-94	ND	G	130		pg/g		09/08/14 14:58	09/14/14 11:37	1
PCB-95	**9000**	**E G**	120		pg/g		09/08/14 14:58	09/14/14 11:37	1
PCB-96	**55**		20		pg/g		09/08/14 14:58	09/14/14 11:37	1
PCB-98/102	**160**	**G**	110		pg/g		09/08/14 14:58	09/14/14 11:37	1
PCB-99	**6300**	**E G**	130		pg/g		09/08/14 14:58	09/14/14 11:37	1
PCB-103	ND	G	110		pg/g		09/08/14 14:58	09/14/14 11:37	1
PCB-104	ND		20		pg/g		09/08/14 14:58	09/14/14 11:37	1
PCB-105	**5800**	**E G**	110		pg/g		09/08/14 14:58	09/14/14 11:37	1
PCB-106	ND	G	110		pg/g		09/08/14 14:58	09/14/14 11:37	1
PCB-107/124	**460**	**G**	100		pg/g		09/08/14 14:58	09/14/14 11:37	1
PCB-109	**880**	**G**	94		pg/g		09/08/14 14:58	09/14/14 11:37	1
PCB-110/115	**16000**	**E G**	98		pg/g		09/08/14 14:58	09/14/14 11:37	1
PCB-111	ND	G	90		pg/g		09/08/14 14:58	09/14/14 11:37	1
PCB-112	ND	G	87		pg/g		09/08/14 14:58	09/14/14 11:37	1
PCB-114	**190**	**G**	110		pg/g		09/08/14 14:58	09/14/14 11:37	1
PCB-118	**11000**	**E G**	93		pg/g		09/08/14 14:58	09/14/14 11:37	1
PCB-120	ND	G	96		pg/g		09/08/14 14:58	09/14/14 11:37	1
PCB-121	ND	G	90		pg/g		09/08/14 14:58	09/14/14 11:37	1
PCB-122	**170**	**G**	110		pg/g		09/08/14 14:58	09/14/14 11:37	1
PCB-123	**190**	**G**	110		pg/g		09/08/14 14:58	09/14/14 11:37	1
PCB-126	**200**	**G**	140		pg/g		09/08/14 14:58	09/14/14 11:37	1
PCB-127	ND	G	110		pg/g		09/08/14 14:58	09/14/14 11:37	1

Client: ENVIRON International Corp.
Project/Site: SMMUSD

TestAmerica Job ID: 440-83739-3

Client Sample ID: MH-SB-91-0-0.5
Date Collected: 07/21/14 12:13
Date Received: 07/21/14 18:55

Lab Sample ID: 440-83739-38
Matrix: Solid

Method: 1668A - Chlorinated Biphenyl Congeners (HRGC/HRMS) (Continued)

Analyte	Result	Qualifier	RL	EDL	Unit	D	Prepared	Analyzed	Dil Fac
PCB-128/166	2900	G	56		pg/g		09/08/14 14:58	09/14/14 11:37	1
PCB-129/138/163	16000	E	59		pg/g		09/08/14 14:58	09/14/14 11:37	1
PCB-130	1100	G	74		pg/g		09/08/14 14:58	09/14/14 11:37	1
PCB-131	180	G	70		pg/g		09/08/14 14:58	09/14/14 11:37	1
PCB-132	4200	E G	66		pg/g		09/08/14 14:58	09/14/14 11:37	1
PCB-133	150	G	66		pg/g		09/08/14 14:58	09/14/14 11:37	1
PCB-134/143	590	G	67		pg/g		09/08/14 14:58	09/14/14 11:37	1
PCB-135/151	2500	G	59		pg/g		09/08/14 14:58	09/14/14 11:37	1
PCB-136	990	G	43		pg/g		09/08/14 14:58	09/14/14 11:37	1
PCB-137	790	G	58		pg/g		09/08/14 14:58	09/14/14 11:37	1
PCB-139/140	240	G	56		pg/g		09/08/14 14:58	09/14/14 11:37	1
PCB-141	1800	G	63		pg/g		09/08/14 14:58	09/14/14 11:37	1
PCB-142	ND	G	65		pg/g		09/08/14 14:58	09/14/14 11:37	1
PCB-144	370	G	58		pg/g		09/08/14 14:58	09/14/14 11:37	1
PCB-145	ND	G	42		pg/g		09/08/14 14:58	09/14/14 11:37	1
PCB-146	1700	G	62		pg/g		09/08/14 14:58	09/14/14 11:37	1
PCB-147/149	7600	E G	58		pg/g		09/08/14 14:58	09/14/14 11:37	1
PCB-148	ND	G	58		pg/g		09/08/14 14:58	09/14/14 11:37	1
PCB-150	ND	G	39		pg/g		09/08/14 14:58	09/14/14 11:37	1
PCB-152	ND	G	40		pg/g		09/08/14 14:58	09/14/14 11:37	1
PCB-153/168	9000	E G	49		pg/g		09/08/14 14:58	09/14/14 11:37	1
PCB-154	90	G	51		pg/g		09/08/14 14:58	09/14/14 11:37	1
PCB-155	ND	G	46		pg/g		09/08/14 14:58	09/14/14 11:37	1
PCB-156/157	1900	G	15		pg/g		09/08/14 14:58	09/14/14 11:37	1
PCB-158	1500	G	44		pg/g		09/08/14 14:58	09/14/14 11:37	1
PCB-159	ND		20		pg/g		09/08/14 14:58	09/14/14 11:37	1
PCB-160	ND	G	51		pg/g		09/08/14 14:58	09/14/14 11:37	1
PCB-161	ND	G	45		pg/g		09/08/14 14:58	09/14/14 11:37	1
PCB-162	49		20		pg/g		09/08/14 14:58	09/14/14 11:37	1
PCB-164	890	G	49		pg/g		09/08/14 14:58	09/14/14 11:37	1
PCB-165	ND	G	51		pg/g		09/08/14 14:58	09/14/14 11:37	1
PCB-167	570	G	11		pg/g		09/08/14 14:58	09/14/14 11:37	1
PCB-169	ND	G	19		pg/g		09/08/14 14:58	09/14/14 11:37	1
PCB-170	1600		20		pg/g		09/08/14 14:58	09/14/14 11:37	1
PCB-171/173	470		39		pg/g		09/08/14 14:58	09/14/14 11:37	1
PCB-172	240		20		pg/g		09/08/14 14:58	09/14/14 11:37	1
PCB-174	1100		20		pg/g		09/08/14 14:58	09/14/14 11:37	1
PCB-175	45		20		pg/g		09/08/14 14:58	09/14/14 11:37	1
PCB-176	97		20		pg/g		09/08/14 14:58	09/14/14 11:37	1
PCB-177	640		20		pg/g		09/08/14 14:58	09/14/14 11:37	1
PCB-178	160		20		pg/g		09/08/14 14:58	09/14/14 11:37	1
PCB-179	260		20		pg/g		09/08/14 14:58	09/14/14 11:37	1
PCB-180/193	2100		39		pg/g		09/08/14 14:58	09/14/14 11:37	1
PCB-181	28		20		pg/g		09/08/14 14:58	09/14/14 11:37	1
PCB-182	ND		20		pg/g		09/08/14 14:58	09/14/14 11:37	1
PCB-183	510		20		pg/g		09/08/14 14:58	09/14/14 11:37	1
PCB-184	ND		20		pg/g		09/08/14 14:58	09/14/14 11:37	1
PCB-185	84		20		pg/g		09/08/14 14:58	09/14/14 11:37	1
PCB-186	ND		20		pg/g		09/08/14 14:58	09/14/14 11:37	1

Client: ENVIRON International Corp.
Project/Site: SMMUSD

TestAmerica Job ID: 440-83739-3

Client Sample ID: MH-SB-91-0-0.5
Date Collected: 07/21/14 12:13
Date Received: 07/21/14 18:55

Lab Sample ID: 440-83739-38
Matrix: Solid

Method: 1668A - Chlorinated Biphenyl Congeners (HRGC/HRMS) (Continued)

Analyte	Result	Qualifier	RL	EDL	Unit	D	Prepared	Analyzed	Dil Fac
PCB-187	**980**		20		pg/g		09/08/14 14:58	09/14/14 11:37	1
PCB-188	ND		20		pg/g		09/08/14 14:58	09/14/14 11:37	1
PCB-189	**51**		2.0		pg/g		09/08/14 14:58	09/14/14 11:37	1
PCB-190	**250**		20		pg/g		09/08/14 14:58	09/14/14 11:37	1
PCB-191	**54**		20		pg/g		09/08/14 14:58	09/14/14 11:37	1
PCB-192	ND		20		pg/g		09/08/14 14:58	09/14/14 11:37	1
PCB-194	**140**		20		pg/g		09/08/14 14:58	09/14/14 11:37	1
PCB-195	**49**		20		pg/g		09/08/14 14:58	09/14/14 11:37	1
PCB-196	**80**		20		pg/g		09/08/14 14:58	09/14/14 11:37	1
PCB-197	ND		20		pg/g		09/08/14 14:58	09/14/14 11:37	1
PCB-198/199	**210**		39		pg/g		09/08/14 14:58	09/14/14 11:37	1
PCB-200	**22**		20		pg/g		09/08/14 14:58	09/14/14 11:37	1
PCB-201	**21**		20		pg/g		09/08/14 14:58	09/14/14 11:37	1
PCB-202	**38**		20		pg/g		09/08/14 14:58	09/14/14 11:37	1
PCB-203	**120**		20		pg/g		09/08/14 14:58	09/14/14 11:37	1
PCB-204	ND		20		pg/g		09/08/14 14:58	09/14/14 11:37	1
PCB-205	ND		20		pg/g		09/08/14 14:58	09/14/14 11:37	1
PCB-206	**66**		20		pg/g		09/08/14 14:58	09/14/14 11:37	1
PCB-207	ND		20		pg/g		09/08/14 14:58	09/14/14 11:37	1
PCB-208	ND		20		pg/g		09/08/14 14:58	09/14/14 11:37	1
PCB-209	**30**		20		pg/g		09/08/14 14:58	09/14/14 11:37	1

Isotope Dilution	*%Recovery*	*Qualifier*	*Limits*	*Prepared*	*Analyzed*	*Dil Fac*
PCB-1L	*40*		*15 - 150*	*09/08/14 14:58*	*09/14/14 11:37*	*1*
PCB-3L	*47*		*15 - 150*	*09/08/14 14:58*	*09/14/14 11:37*	*1*
PCB-4L	*51*		*25 - 150*	*09/08/14 14:58*	*09/14/14 11:37*	*1*
PCB-15L	*59*		*25 - 150*	*09/08/14 14:58*	*09/14/14 11:37*	*1*
PCB-19L	*54*		*25 - 150*	*09/08/14 14:58*	*09/14/14 11:37*	*1*
PCB-37L	*67*		*25 - 150*	*09/08/14 14:58*	*09/14/14 11:37*	*1*
PCB-54L	*57*		*25 - 150*	*09/08/14 14:58*	*09/14/14 11:37*	*1*
PCB-77L	*85*		*25 - 150*	*09/08/14 14:58*	*09/14/14 11:37*	*1*
PCB-81L	*83*		*25 - 150*	*09/08/14 14:58*	*09/14/14 11:37*	*1*
PCB-104L	*58*		*25 - 150*	*09/08/14 14:58*	*09/14/14 11:37*	*1*
PCB-105L	*87*		*25 - 150*	*09/08/14 14:58*	*09/14/14 11:37*	*1*
PCB-114L	*79*		*25 - 150*	*09/08/14 14:58*	*09/14/14 11:37*	*1*
PCB-118L	*89*		*25 - 150*	*09/08/14 14:58*	*09/14/14 11:37*	*1*
PCB-123L	*81*		*25 - 150*	*09/08/14 14:58*	*09/14/14 11:37*	*1*
PCB-126L	*86*		*25 - 150*	*09/08/14 14:58*	*09/14/14 11:37*	*1*
PCB-155L	*66*		*25 - 150*	*09/08/14 14:58*	*09/14/14 11:37*	*1*
PCB-156L/157L	*100*		*25 - 150*	*09/08/14 14:58*	*09/14/14 11:37*	*1*
PCB-167L	*96*		*25 - 150*	*09/08/14 14:58*	*09/14/14 11:37*	*1*
PCB-169L	*84*		*25 - 150*	*09/08/14 14:58*	*09/14/14 11:37*	*1*
PCB-188L	*84*		*25 - 150*	*09/08/14 14:58*	*09/14/14 11:37*	*1*
PCB-189L	*80*		*25 - 150*	*09/08/14 14:58*	*09/14/14 11:37*	*1*
PCB-202L	*99*		*25 - 150*	*09/08/14 14:58*	*09/14/14 11:37*	*1*
PCB-205L	*87*		*25 - 150*	*09/08/14 14:58*	*09/14/14 11:37*	*1*
PCB-206L	*82*		*25 - 150*	*09/08/14 14:58*	*09/14/14 11:37*	*1*
PCB-208L	*90*		*25 - 150*	*09/08/14 14:58*	*09/14/14 11:37*	*1*
PCB-209L	*61*		*25 - 150*	*09/08/14 14:58*	*09/14/14 11:37*	*1*

Client: ENVIRON International Corp.
Project/Site: SMMUSD

TestAmerica Job ID: 440-83739-3

Client Sample ID: MH-SB-91-0-0.5
Date Collected: 07/21/14 12:13
Date Received: 07/21/14 18:55

Lab Sample ID: 440-83739-38
Matrix: Solid

Surrogate	%Recovery	Qualifier	Limits	Prepared	Analyzed	Dil Fac
PCB-28L	62		30 - 135	09/08/14 14:58	09/14/14 11:37	1
PCB-111L	75		30 - 135	09/08/14 14:58	09/14/14 11:37	1
PCB-178L	96		30 - 135	09/08/14 14:58	09/14/14 11:37	1

Method Summary

Client: ENVIRON International Corp.
Project/Site: SMMUSD

TestAmerica Job ID: 440-83739-3

Method	Method Description	Protocol	Laboratory
1668A	Chlorinated Biphenyl Congeners (HRGC/HRMS)	EPA	TAL SAC

Protocol References:

EPA = US Environmental Protection Agency

Laboratory References:

TAL SAC = TestAmerica Sacramento, 880 Riverside Parkway, West Sacramento, CA 95605, TEL (916)373-5600

Lab Chronicle

Client: ENVIRON International Corp.
Project/Site: SMMUSD

TestAmerica Job ID: 440-83739-3

Client Sample ID: MH-SB-91-0-0.5
Date Collected: 07/21/14 12:13
Date Received: 07/21/14 18:55

Lab Sample ID: 440-83739-38
Matrix: Solid

Prep Type	Batch Type	Batch Method	Run	Dil Factor	Initial Amount	Final Amount	Batch Number	Prepared or Analyzed	Analyst	Lab
Total/NA	Prep	HRMS-Sox			10.21 g	20 uL	51796	09/08/14 14:58	GDB	TAL SAC
Total/NA	Analysis	1668A		1	10.21 g	20 uL	52256	09/14/14 11:37	KSS	TAL SAC

Laboratory References:

TAL SAC = TestAmerica Sacramento, 880 Riverside Parkway, West Sacramento, CA 95605, TEL (916)373-5600

Method: 1668A - Chlorinated Biphenyl Congeners (HRGC/HRMS)

Lab Sample ID: MB 320-51796/1-A
Matrix: Solid
Analysis Batch: 52244

Client Sample ID: Method Blank
Prep Type: Total/NA
Prep Batch: 51796

Analyte	MB Result	MB Qualifier	RL	EDL	Unit	D	Prepared	Analyzed	Dil Fac
PCB-1	ND		20		pg/g		09/08/14 14:58	09/13/14 00:34	1
PCB-2	ND		20		pg/g		09/08/14 14:58	09/13/14 00:34	1
PCB-3	ND		20		pg/g		09/08/14 14:58	09/13/14 00:34	1
PCB-4	ND		20		pg/g		09/08/14 14:58	09/13/14 00:34	1
PCB-5	ND		20		pg/g		09/08/14 14:58	09/13/14 00:34	1
PCB-6	ND		20		pg/g		09/08/14 14:58	09/13/14 00:34	1
PCB-7	ND		20		pg/g		09/08/14 14:58	09/13/14 00:34	1
PCB-8	ND		20		pg/g		09/08/14 14:58	09/13/14 00:34	1
PCB-9	ND		20		pg/g		09/08/14 14:58	09/13/14 00:34	1
PCB-10	ND		20		pg/g		09/08/14 14:58	09/13/14 00:34	1
PCB-11	ND		20		pg/g		09/08/14 14:58	09/13/14 00:34	1
PCB-12/13	ND		40		pg/g		09/08/14 14:58	09/13/14 00:34	1
PCB-14	ND		20		pg/g		09/08/14 14:58	09/13/14 00:34	1
PCB-15	ND		20		pg/g		09/08/14 14:58	09/13/14 00:34	1
PCB-16	ND		20		pg/g		09/08/14 14:58	09/13/14 00:34	1
PCB-17	ND		20		pg/g		09/08/14 14:58	09/13/14 00:34	1
PCB-18/30	ND		40		pg/g		09/08/14 14:58	09/13/14 00:34	1
PCB-19	ND		20		pg/g		09/08/14 14:58	09/13/14 00:34	1
PCB-20/28	ND		40		pg/g		09/08/14 14:58	09/13/14 00:34	1
PCB-21/33	ND		40		pg/g		09/08/14 14:58	09/13/14 00:34	1
PCB-22	ND		20		pg/g		09/08/14 14:58	09/13/14 00:34	1
PCB-23	ND		20		pg/g		09/08/14 14:58	09/13/14 00:34	1
PCB-24	ND		20		pg/g		09/08/14 14:58	09/13/14 00:34	1
PCB-25	ND		20		pg/g		09/08/14 14:58	09/13/14 00:34	1
PCB-26/29	ND		40		pg/g		09/08/14 14:58	09/13/14 00:34	1
PCB-27	ND		20		pg/g		09/08/14 14:58	09/13/14 00:34	1
PCB-31	ND		20		pg/g		09/08/14 14:58	09/13/14 00:34	1
PCB-32	ND		20		pg/g		09/08/14 14:58	09/13/14 00:34	1
PCB-34	ND		20		pg/g		09/08/14 14:58	09/13/14 00:34	1
PCB-35	ND		20		pg/g		09/08/14 14:58	09/13/14 00:34	1
PCB-36	ND		20		pg/g		09/08/14 14:58	09/13/14 00:34	1
PCB-37	ND		20		pg/g		09/08/14 14:58	09/13/14 00:34	1
PCB-38	ND		20		pg/g		09/08/14 14:58	09/13/14 00:34	1
PCB-39	ND		20		pg/g		09/08/14 14:58	09/13/14 00:34	1
PCB-41	ND		20		pg/g		09/08/14 14:58	09/13/14 00:34	1
PCB-40/71	ND		40		pg/g		09/08/14 14:58	09/13/14 00:34	1
PCB-42	ND		20		pg/g		09/08/14 14:58	09/13/14 00:34	1
PCB-43	ND		20		pg/g		09/08/14 14:58	09/13/14 00:34	1
PCB-44/47/65	ND		60		pg/g		09/08/14 14:58	09/13/14 00:34	1
PCB-45	ND		20		pg/g		09/08/14 14:58	09/13/14 00:34	1
PCB-46	ND		20		pg/g		09/08/14 14:58	09/13/14 00:34	1
PCB-48	ND		20		pg/g		09/08/14 14:58	09/13/14 00:34	1
PCB-49/69	ND		40		pg/g		09/08/14 14:58	09/13/14 00:34	1
PCB-50/53	ND		40		pg/g		09/08/14 14:58	09/13/14 00:34	1
PCB-51	ND		20		pg/g		09/08/14 14:58	09/13/14 00:34	1
PCB-52	ND		20		pg/g		09/08/14 14:58	09/13/14 00:34	1
PCB-54	ND		20		pg/g		09/08/14 14:58	09/13/14 00:34	1
PCB-55	ND		20		pg/g		09/08/14 14:58	09/13/14 00:34	1

Method: 1668A - Chlorinated Biphenyl Congeners (HRGC/HRMS) (Continued)

Lab Sample ID: MB 320-51796/1-A
Matrix: Solid
Analysis Batch: 52244

Client Sample ID: Method Blank
Prep Type: Total/NA
Prep Batch: 51796

Analyte	MB Result	MB Qualifier	RL	EDL	Unit	D	Prepared	Analyzed	Dil Fac
PCB-56	ND		20		pg/g		09/08/14 14:58	09/13/14 00:34	1
PCB-57	ND		20		pg/g		09/08/14 14:58	09/13/14 00:34	1
PCB-58	ND		20		pg/g		09/08/14 14:58	09/13/14 00:34	1
PCB-59/62/75	ND		60		pg/g		09/08/14 14:58	09/13/14 00:34	1
PCB-60	ND		20		pg/g		09/08/14 14:58	09/13/14 00:34	1
PCB-61/70/74/76	ND		80		pg/g		09/08/14 14:58	09/13/14 00:34	1
PCB-63	ND		20		pg/g		09/08/14 14:58	09/13/14 00:34	1
PCB-64	ND		20		pg/g		09/08/14 14:58	09/13/14 00:34	1
PCB-66	ND		20		pg/g		09/08/14 14:58	09/13/14 00:34	1
PCB-67	ND		20		pg/g		09/08/14 14:58	09/13/14 00:34	1
PCB-68	ND		20		pg/g		09/08/14 14:58	09/13/14 00:34	1
PCB-72	ND		20		pg/g		09/08/14 14:58	09/13/14 00:34	1
PCB-73	ND		20		pg/g		09/08/14 14:58	09/13/14 00:34	1
PCB-77	ND		2.0		pg/g		09/08/14 14:58	09/13/14 00:34	1
PCB-78	ND		20		pg/g		09/08/14 14:58	09/13/14 00:34	1
PCB-79	ND		20		pg/g		09/08/14 14:58	09/13/14 00:34	1
PCB-80	ND		20		pg/g		09/08/14 14:58	09/13/14 00:34	1
PCB-81	ND		2.0		pg/g		09/08/14 14:58	09/13/14 00:34	1
PCB-82	ND		20		pg/g		09/08/14 14:58	09/13/14 00:34	1
PCB-83	ND		20		pg/g		09/08/14 14:58	09/13/14 00:34	1
PCB-84	ND		20		pg/g		09/08/14 14:58	09/13/14 00:34	1
PCB-85/116/117	ND		60		pg/g		09/08/14 14:58	09/13/14 00:34	1
PCB-86/87/97/108/119/125	ND		120		pg/g		09/08/14 14:58	09/13/14 00:34	1
PCB-88/91	ND		40		pg/g		09/08/14 14:58	09/13/14 00:34	1
PCB-89	ND		20		pg/g		09/08/14 14:58	09/13/14 00:34	1
PCB-90/101/113	ND		60		pg/g		09/08/14 14:58	09/13/14 00:34	1
PCB-92	ND		20		pg/g		09/08/14 14:58	09/13/14 00:34	1
PCB-93/100	ND		40		pg/g		09/08/14 14:58	09/13/14 00:34	1
PCB-94	ND		20		pg/g		09/08/14 14:58	09/13/14 00:34	1
PCB-95	ND		20		pg/g		09/08/14 14:58	09/13/14 00:34	1
PCB-96	ND		20		pg/g		09/08/14 14:58	09/13/14 00:34	1
PCB-98/102	ND		40		pg/g		09/08/14 14:58	09/13/14 00:34	1
PCB-99	ND		20		pg/g		09/08/14 14:58	09/13/14 00:34	1
PCB-103	ND		20		pg/g		09/08/14 14:58	09/13/14 00:34	1
PCB-104	ND		20		pg/g		09/08/14 14:58	09/13/14 00:34	1
PCB-105	ND		2.0		pg/g		09/08/14 14:58	09/13/14 00:34	1
PCB-106	ND		20		pg/g		09/08/14 14:58	09/13/14 00:34	1
PCB-107/124	ND		40		pg/g		09/08/14 14:58	09/13/14 00:34	1
PCB-109	ND		20		pg/g		09/08/14 14:58	09/13/14 00:34	1
PCB-110/115	ND		40		pg/g		09/08/14 14:58	09/13/14 00:34	1
PCB-111	ND		20		pg/g		09/08/14 14:58	09/13/14 00:34	1
PCB-112	ND		20		pg/g		09/08/14 14:58	09/13/14 00:34	1
PCB-114	ND		2.0		pg/g		09/08/14 14:58	09/13/14 00:34	1
PCB-118	ND		2.0		pg/g		09/08/14 14:58	09/13/14 00:34	1
PCB-120	ND		20		pg/g		09/08/14 14:58	09/13/14 00:34	1
PCB-121	ND		20		pg/g		09/08/14 14:58	09/13/14 00:34	1
PCB-122	ND		20		pg/g		09/08/14 14:58	09/13/14 00:34	1
PCB-123	ND		2.0		pg/g		09/08/14 14:58	09/13/14 00:34	1

Method: 1668A - Chlorinated Biphenyl Congeners (HRGC/HRMS) (Continued)

Lab Sample ID: MB 320-51796/1-A
Matrix: Solid
Analysis Batch: 52244

Client Sample ID: Method Blank
Prep Type: Total/NA
Prep Batch: 51796

Analyte	MB Result	MB Qualifier	RL	EDL	Unit	D	Prepared	Analyzed	Dil Fac
PCB-126	ND		2.0		pg/g		09/08/14 14:58	09/13/14 00:34	1
PCB-127	ND		20		pg/g		09/08/14 14:58	09/13/14 00:34	1
PCB-128/166	ND		40		pg/g		09/08/14 14:58	09/13/14 00:34	1
PCB-129/138/163	ND		60		pg/g		09/08/14 14:58	09/13/14 00:34	1
PCB-130	ND		20		pg/g		09/08/14 14:58	09/13/14 00:34	1
PCB-131	ND		20		pg/g		09/08/14 14:58	09/13/14 00:34	1
PCB-132	ND		20		pg/g		09/08/14 14:58	09/13/14 00:34	1
PCB-133	ND		20		pg/g		09/08/14 14:58	09/13/14 00:34	1
PCB-134/143	ND		40		pg/g		09/08/14 14:58	09/13/14 00:34	1
PCB-135/151	ND		40		pg/g		09/08/14 14:58	09/13/14 00:34	1
PCB-136	ND		20		pg/g		09/08/14 14:58	09/13/14 00:34	1
PCB-137	ND		20		pg/g		09/08/14 14:58	09/13/14 00:34	1
PCB-139/140	ND		40		pg/g		09/08/14 14:58	09/13/14 00:34	1
PCB-141	ND		20		pg/g		09/08/14 14:58	09/13/14 00:34	1
PCB-142	ND		20		pg/g		09/08/14 14:58	09/13/14 00:34	1
PCB-144	ND		20		pg/g		09/08/14 14:58	09/13/14 00:34	1
PCB-145	ND		20		pg/g		09/08/14 14:58	09/13/14 00:34	1
PCB-146	ND		20		pg/g		09/08/14 14:58	09/13/14 00:34	1
PCB-147/149	ND		40		pg/g		09/08/14 14:58	09/13/14 00:34	1
PCB-148	ND		20		pg/g		09/08/14 14:58	09/13/14 00:34	1
PCB-150	ND		20		pg/g		09/08/14 14:58	09/13/14 00:34	1
PCB-152	ND		20		pg/g		09/08/14 14:58	09/13/14 00:34	1
PCB-153/168	ND		40		pg/g		09/08/14 14:58	09/13/14 00:34	1
PCB-154	ND		20		pg/g		09/08/14 14:58	09/13/14 00:34	1
PCB-155	ND		20		pg/g		09/08/14 14:58	09/13/14 00:34	1
PCB-156/157	ND		4.0		pg/g		09/08/14 14:58	09/13/14 00:34	1
PCB-158	ND		20		pg/g		09/08/14 14:58	09/13/14 00:34	1
PCB-159	ND		20		pg/g		09/08/14 14:58	09/13/14 00:34	1
PCB-160	ND		20		pg/g		09/08/14 14:58	09/13/14 00:34	1
PCB-161	ND		20		pg/g		09/08/14 14:58	09/13/14 00:34	1
PCB-162	ND		20		pg/g		09/08/14 14:58	09/13/14 00:34	1
PCB-164	ND		20		pg/g		09/08/14 14:58	09/13/14 00:34	1
PCB-165	ND		20		pg/g		09/08/14 14:58	09/13/14 00:34	1
PCB-167	ND		2.0		pg/g		09/08/14 14:58	09/13/14 00:34	1
PCB-169	ND		2.0		pg/g		09/08/14 14:58	09/13/14 00:34	1
PCB-170	ND		20		pg/g		09/08/14 14:58	09/13/14 00:34	1
PCB-171/173	ND		40		pg/g		09/08/14 14:58	09/13/14 00:34	1
PCB-172	ND		20		pg/g		09/08/14 14:58	09/13/14 00:34	1
PCB-174	ND		20		pg/g		09/08/14 14:58	09/13/14 00:34	1
PCB-175	ND		20		pg/g		09/08/14 14:58	09/13/14 00:34	1
PCB-176	ND		20		pg/g		09/08/14 14:58	09/13/14 00:34	1
PCB-177	ND		20		pg/g		09/08/14 14:58	09/13/14 00:34	1
PCB-178	ND		20		pg/g		09/08/14 14:58	09/13/14 00:34	1
PCB-179	ND		20		pg/g		09/08/14 14:58	09/13/14 00:34	1
PCB-180/193	ND		40		pg/g		09/08/14 14:58	09/13/14 00:34	1
PCB-181	ND		20		pg/g		09/08/14 14:58	09/13/14 00:34	1
PCB-182	ND		20		pg/g		09/08/14 14:58	09/13/14 00:34	1
PCB-183	ND		20		pg/g		09/08/14 14:58	09/13/14 00:34	1

Method: 1668A - Chlorinated Biphenyl Congeners (HRGC/HRMS) (Continued)

Lab Sample ID: MB 320-51796/1-A
Matrix: Solid
Analysis Batch: 52244

Client Sample ID: Method Blank
Prep Type: Total/NA
Prep Batch: 51796

Analyte	MB Result	MB Qualifier	RL	EDL	Unit	D	Prepared	Analyzed	Dil Fac
PCB-184	ND		20		pg/g		09/08/14 14:58	09/13/14 00:34	1
PCB-185	ND		20		pg/g		09/08/14 14:58	09/13/14 00:34	1
PCB-186	ND		20		pg/g		09/08/14 14:58	09/13/14 00:34	1
PCB-187	ND		20		pg/g		09/08/14 14:58	09/13/14 00:34	1
PCB-188	ND		20		pg/g		09/08/14 14:58	09/13/14 00:34	1
PCB-189	ND		2.0		pg/g		09/08/14 14:58	09/13/14 00:34	1
PCB-190	ND		20		pg/g		09/08/14 14:58	09/13/14 00:34	1
PCB-191	ND		20		pg/g		09/08/14 14:58	09/13/14 00:34	1
PCB-192	ND		20		pg/g		09/08/14 14:58	09/13/14 00:34	1
PCB-194	ND		20		pg/g		09/08/14 14:58	09/13/14 00:34	1
PCB-195	ND		20		pg/g		09/08/14 14:58	09/13/14 00:34	1
PCB-196	ND		20		pg/g		09/08/14 14:58	09/13/14 00:34	1
PCB-197	ND		20		pg/g		09/08/14 14:58	09/13/14 00:34	1
PCB-198/199	ND		40		pg/g		09/08/14 14:58	09/13/14 00:34	1
PCB-200	ND		20		pg/g		09/08/14 14:58	09/13/14 00:34	1
PCB-201	ND		20		pg/g		09/08/14 14:58	09/13/14 00:34	1
PCB-202	ND		20		pg/g		09/08/14 14:58	09/13/14 00:34	1
PCB-203	ND		20		pg/g		09/08/14 14:58	09/13/14 00:34	1
PCB-204	ND		20		pg/g		09/08/14 14:58	09/13/14 00:34	1
PCB-205	ND		20		pg/g		09/08/14 14:58	09/13/14 00:34	1
PCB-206	ND		20		pg/g		09/08/14 14:58	09/13/14 00:34	1
PCB-207	ND		20		pg/g		09/08/14 14:58	09/13/14 00:34	1
PCB-208	ND		20		pg/g		09/08/14 14:58	09/13/14 00:34	1
PCB-209	ND		20		pg/g		09/08/14 14:58	09/13/14 00:34	1

Isotope Dilution	*MB %Recovery*	*MB Qualifier*	*Limits*	*Prepared*	*Analyzed*	*Dil Fac*
PCB-1L	*37*		*15 - 150*	*09/08/14 14:58*	*09/13/14 00:34*	*1*
PCB-3L	*45*		*15 - 150*	*09/08/14 14:58*	*09/13/14 00:34*	*1*
PCB-4L	*51*		*25 - 150*	*09/08/14 14:58*	*09/13/14 00:34*	*1*
PCB-15L	*56*		*25 - 150*	*09/08/14 14:58*	*09/13/14 00:34*	*1*
PCB-19L	*69*		*25 - 150*	*09/08/14 14:58*	*09/13/14 00:34*	*1*
PCB-37L	*52*		*25 - 150*	*09/08/14 14:58*	*09/13/14 00:34*	*1*
PCB-54L	*52*		*25 - 150*	*09/08/14 14:58*	*09/13/14 00:34*	*1*
PCB-77L	*64*		*25 - 150*	*09/08/14 14:58*	*09/13/14 00:34*	*1*
PCB-81L	*61*		*25 - 150*	*09/08/14 14:58*	*09/13/14 00:34*	*1*
PCB-104L	*52*		*25 - 150*	*09/08/14 14:58*	*09/13/14 00:34*	*1*
PCB-105L	*74*		*25 - 150*	*09/08/14 14:58*	*09/13/14 00:34*	*1*
PCB-114L	*69*		*25 - 150*	*09/08/14 14:58*	*09/13/14 00:34*	*1*
PCB-118L	*71*		*25 - 150*	*09/08/14 14:58*	*09/13/14 00:34*	*1*
PCB-123L	*71*		*25 - 150*	*09/08/14 14:58*	*09/13/14 00:34*	*1*
PCB-126L	*73*		*25 - 150*	*09/08/14 14:58*	*09/13/14 00:34*	*1*
PCB-155L	*52*		*25 - 150*	*09/08/14 14:58*	*09/13/14 00:34*	*1*
PCB-156L/157L	*85*		*25 - 150*	*09/08/14 14:58*	*09/13/14 00:34*	*1*
PCB-167L	*83*		*25 - 150*	*09/08/14 14:58*	*09/13/14 00:34*	*1*
PCB-169L	*73*		*25 - 150*	*09/08/14 14:58*	*09/13/14 00:34*	*1*
PCB-188L	*74*		*25 - 150*	*09/08/14 14:58*	*09/13/14 00:34*	*1*
PCB-189L	*81*		*25 - 150*	*09/08/14 14:58*	*09/13/14 00:34*	*1*
PCB-202L	*89*		*25 - 150*	*09/08/14 14:58*	*09/13/14 00:34*	*1*

Method: 1668A - Chlorinated Biphenyl Congeners (HRGC/HRMS) (Continued)

Lab Sample ID: MB 320-51796/1-A
Matrix: Solid
Analysis Batch: 52244

Client Sample ID: Method Blank
Prep Type: Total/NA
Prep Batch: 51796

Isotope Dilution	MB %Recovery	MB Qualifier	Limits	Prepared	Analyzed	Dil Fac
PCB-205L	85		25 - 150	09/08/14 14:58	09/13/14 00:34	1
PCB-206L	79		25 - 150	09/08/14 14:58	09/13/14 00:34	1
PCB-208L	80		25 - 150	09/08/14 14:58	09/13/14 00:34	1
PCB-209L	54		25 - 150	09/08/14 14:58	09/13/14 00:34	1

Surrogate	MB %Recovery	MB Qualifier	Limits	Prepared	Analyzed	Dil Fac
PCB-28L	50		30 - 135	09/08/14 14:58	09/13/14 00:34	1
PCB-111L	64		30 - 135	09/08/14 14:58	09/13/14 00:34	1
PCB-178L	85		30 - 135	09/08/14 14:58	09/13/14 00:34	1

Lab Sample ID: LCS 320-51796/2-A
Matrix: Solid
Analysis Batch: 52244

Client Sample ID: Lab Control Sample
Prep Type: Total/NA
Prep Batch: 51796

Analyte	Spike Added	LCS Result	LCS Qualifier	Unit	D	%Rec	%Rec. Limits
PCB-1	200	207		pg/g		104	50 - 150
PCB-3	200	204		pg/g		102	50 - 150
PCB-4	200	193		pg/g		96	50 - 150
PCB-15	200	203		pg/g		101	50 - 150
PCB-19	200	175		pg/g		88	50 - 150
PCB-37	200	215		pg/g		108	50 - 150
PCB-54	200	195		pg/g		98	50 - 150
PCB-77	200	203		pg/g		101	50 - 150
PCB-81	200	200		pg/g		100	50 - 150
PCB-104	200	206		pg/g		103	50 - 150
PCB-105	200	210		pg/g		105	50 - 150
PCB-114	200	203		pg/g		102	50 - 150
PCB-118	200	213		pg/g		106	50 - 150
PCB-123	200	204		pg/g		102	50 - 150
PCB-126	200	205		pg/g		103	50 - 150
PCB-155	200	222		pg/g		111	50 - 150
PCB-156/157	400	407		pg/g		102	50 - 150
PCB-167	200	202		pg/g		101	50 - 150
PCB-169	200	211		pg/g		106	50 - 150
PCB-188	200	194		pg/g		97	50 - 150
PCB-189	200	200		pg/g		100	50 - 150
PCB-202	200	197		pg/g		98	50 - 150
PCB-205	200	192		pg/g		96	50 - 150
PCB-206	200	203		pg/g		101	50 - 150
PCB-208	200	196		pg/g		98	50 - 150
PCB-209	200	197		pg/g		99	50 - 150

Isotope Dilution	LCS %Recovery	LCS Qualifier	Limits
PCB-1L	38		15 - 140
PCB-3L	48		15 - 140
PCB-4L	53		30 - 140
PCB-15L	61		30 - 140
PCB-19L	74		30 - 140

Method: 1668A - Chlorinated Biphenyl Congeners (HRGC/HRMS) (Continued)

Lab Sample ID: LCS 320-51796/2-A
Matrix: Solid
Analysis Batch: 52244

Client Sample ID: Lab Control Sample
Prep Type: Total/NA
Prep Batch: 51796

Isotope Dilution	LCS %Recovery	LCS Qualifier	Limits
PCB-37L	47		30 - 140
PCB-54L	52		30 - 140
PCB-77L	64		30 - 140
PCB-81L	61		30 - 140
PCB-104L	46		30 - 140
PCB-105L	69		30 - 140
PCB-114L	66		30 - 140
PCB-118L	67		30 - 140
PCB-123L	66		30 - 140
PCB-126L	70		30 - 140
PCB-155L	53		30 - 140
PCB-156L/157L	85		30 - 140
PCB-167L	83		30 - 140
PCB-169L	77		30 - 140
PCB-188L	75		30 - 140
PCB-189L	81		30 - 140
PCB-202L	89		30 - 140
PCB-205L	83		30 - 140
PCB-206L	81		30 - 140
PCB-208L	90		30 - 140
PCB-209L	64		30 - 140

Surrogate	LCS %Recovery	LCS Qualifier	Limits
PCB-28L	52		30 - 135
PCB-111L	59		30 - 135
PCB-178L	84		30 - 135

Specialty Organics

Prep Batch: 51796

Lab Sample ID	Client Sample ID	Prep Type	Matrix	Method	Prep Batch
440-83739-38	MH-SB-91-0-0.5	Total/NA	Solid	HRMS-Sox	
LCS 320-51796/2-A	Lab Control Sample	Total/NA	Solid	HRMS-Sox	
MB 320-51796/1-A	Method Blank	Total/NA	Solid	HRMS-Sox	

Analysis Batch: 52244

Lab Sample ID	Client Sample ID	Prep Type	Matrix	Method	Prep Batch
LCS 320-51796/2-A	Lab Control Sample	Total/NA	Solid	1668A	51796
MB 320-51796/1-A	Method Blank	Total/NA	Solid	1668A	51796

Analysis Batch: 52256

Lab Sample ID	Client Sample ID	Prep Type	Matrix	Method	Prep Batch
440-83739-38	MH-SB-91-0-0.5	Total/NA	Solid	1668A	51796

Qualifiers

Dioxin

Qualifier	Qualifier Description
G	The reported quantitation limit has been raised due to an exhibited elevated noise or matrix interference
E	Result exceeded calibration range.

Glossary

Abbreviation	These commonly used abbreviations may or may not be present in this report.
¤	Listed under the "D" column to designate that the result is reported on a dry weight basis
%R	Percent Recovery
CFL	Contains Free Liquid
CNF	Contains no Free Liquid
DER	Duplicate error ratio (normalized absolute difference)
Dil Fac	Dilution Factor
DL, RA, RE, IN	Indicates a Dilution, Re-analysis, Re-extraction, or additional Initial metals/anion analysis of the sample
DLC	Decision level concentration
MDA	Minimum detectable activity
EDL	Estimated Detection Limit
MDC	Minimum detectable concentration
MDL	Method Detection Limit
ML	Minimum Level (Dioxin)
NC	Not Calculated
ND	Not detected at the reporting limit (or MDL or EDL if shown)
PQL	Practical Quantitation Limit
QC	Quality Control
RER	Relative error ratio
RL	Reporting Limit or Requested Limit (Radiochemistry)
RPD	Relative Percent Difference, a measure of the relative difference between two points
TEF	Toxicity Equivalent Factor (Dioxin)
TEQ	Toxicity Equivalent Quotient (Dioxin)

Certification Summary

Client: ENVIRON International Corp.
Project/Site: SMMUSD

TestAmerica Job ID: 440-83739-3

Laboratory: TestAmerica Irvine

All certifications held by this laboratory are listed. Not all certifications are applicable to this report.

Authority	Program	EPA Region	Certification ID	Expiration Date
Alaska	State Program	10	CA01531	06-30-15
Arizona	State Program	9	AZ0671	10-13-14 *
California	LA Cty Sanitation Districts	9	10256	01-31-15
California	State Program	9	2706	06-30-16
Guam	State Program	9	Cert. No. 12.002r	01-23-15
Hawaii	State Program	9	N/A	01-29-15 *
Nevada	State Program	9	CA015312007A	07-31-15
New Mexico	State Program	6	N/A	01-29-15
Northern Mariana Islands	State Program	9	MP0002	01-29-15
Oregon	NELAP	10	4005	01-29-15
USDA	Federal		P330-09-00080	06-06-15
USEPA UCMR	Federal	1	CA01531	01-31-15

Laboratory: TestAmerica Sacramento

All certifications held by this laboratory are listed. Not all certifications are applicable to this report.

Authority	Program	EPA Region	Certification ID	Expiration Date
A2LA	DoD ELAP		2928-01	01-31-16
Alaska (UST)	State Program	10	UST-055	12-18-13 *
Arizona	State Program	9	AZ0708	08-11-15
Arkansas DEQ	State Program	6	88-0691	06-17-15
California	State Program	9	2897	01-31-15
Colorado	State Program	8	N/A	08-31-15
Connecticut	State Program	1	PH-0691	06-30-15
Florida	NELAP	4	E87570	06-30-15
Hawaii	State Program	9	N/A	01-29-15
Illinois	NELAP	5	200060	03-17-15
Kansas	NELAP	7	E-10375	10-31-14
Louisiana	NELAP	6	30612	06-30-15
Michigan	State Program	5	9947	01-31-15
Nebraska	State Program	7	NE-OS-22-13	01-29-15
Nevada	State Program	9	CA44	07-31-15
New Jersey	NELAP	2	CA005	06-30-15
New York	NELAP	2	11666	04-01-15
Oregon	NELAP	10	CA200005	01-29-15
Oregon	NELAP Secondary AB	10	E87570	06-30-15
Pennsylvania	NELAP	3	9947	03-31-15
Texas	NELAP	6	T104704399-08-TX	05-31-15
US Fish & Wildlife	Federal		LE148388-0	12-31-14
USDA	Federal		P330-11-00436	12-30-14
USEPA UCMR	Federal	1	CA00044	11-06-16
Utah	NELAP	8	QUAN1	02-28-15
Washington	State Program	10	C581	05-05-15
West Virginia (DW)	State Program	3	9930C	12-31-14
Wyoming	State Program	8	8TMS-Q	01-29-15

* Certification renewal pending - certification considered valid.

TestAmerica Irvine
17461 Derian Ave Suite 100
Irvine, CA 92614-5817
Phone (949) 261-1022 Fax (949) 260-3297

Chain of Custody Record

TestAmerica
THE LEADER IN ENVIRONMENTAL TESTING

Client Information (Sub Contract Lab)	Sampler	Lab PM	Carrier Tracking No(s)	COC No
Client Contact: Shipping/Receiving	Phone:	Mata, Patty E-Mail: patty.mata@testamericainc.com		440-51549.1 Page: Page 1 of 1
Company: TestAmerica Laboratories, Inc				Job #: 440-83739-3
Address: 880 Riverside Parkway, ,	Due Date Requested: 9/24/2014			
City: West Sacramento	TAT Requested (days):			
State, Zip: CA, 95605				
Phone: 916-373-5600(Tel) 916-372-1059(Fax)	PO #			
Email	WO #			
Project Name: SMMUSD	Project #: 44010851			
Site	SSOW#:			

Analysis Requested

Preservation Codes:

A - HCL, B - NaOH, C - Zn Acetate, D - Nitric Acid, E - NaHSO4, F - MeOH, G - Amchlor, H - Ascorbic Acid, I - Ice, J - DI Water, K - EDTA, L - EDA, M - Hexane, N - None, O - AsNaO2, P - Na2O4S, Q - Na2SO3, R - Na2S2SO3, S - H2SO4, T - TSP Dodecahydrate, U - Acetone, V - MCAA, W - ph 4-5, Z - other (specify)

Other:

Sample Identification - Client ID (Lab ID)	Sample Date	Sample Time	Sample Type (C=Comp, G=grab)	Matrix (W=water, S=solid, O=waste/oil, BT=Tissue, A=Air)	Field Filtered Sample (Yes or No)	Perform MS/MSD (Yes or No)	1668A/HRMS_Sox_P Full List (209)	Total Number of containers	Special Instructions/Note:
			Preservation Code:						
MH-SB-91-0-0 5 (440-83739-38)	7/21/14	12:13 Pacific		Solid			X	1	



Possible Hazard Identification
Unconfirmed

Sample Disposal (A fee may be assessed if samples are retained longer than 1 month)
☐ *Return To Client* ☐ *Disposal By Lab* ☐ *Archive For _____ Months*

Deliverable Requested: I, II, III, IV, Other (specify)

Special Instructions/QC Requirements:

Empty Kit Relinquished by:	Date	Time:	Method of Shipment

	Relinquished by	Date/Time	Company	Received by	Date/Time	Company
1	Vu Bault	9/3/14 1700	TAL	FedEx	9/3/14 1700	
2		Date/Time	Company	Received by: Stephanie Echavarria	Date/Time: 9/4/14 9:05	Company: TA-WS
3	Relinquished by	Date/Time	Company	Received by	Date/Time	Company

Custody Seals Intact: Δ Yes Δ No	Custody Seal No.: Seal	Cooler Temperature(s) °C and Other Remarks: 0.6°C

ENVIRON — CHAIN-of-CUSTODY

№ 09958

PAGE 1 of 4

☒ 18100 Von Karman Ave., Suite 600, Irvine, CA 92612, (949) 261-5151, (949) 261-6202 (fax)
☐ 707 Wilshire Blvd., Suite 4950, Los Angeles, Calif. 90017, (213) 943-6300, (213) 943-6301 (fax)
☐ 1702 E Highland Avenue, Suite 412, Phoenix, AZ 85016, (602) 734-7700, (602) 734-7701 (fax)

MSA#: _____ WO#: _____

PROJECT NAME / FACILITY ID: SMMUSD

FIELD PERSON: A. Caron / B. Baver

PROJECT NUMBER: 04-33980A DATE: 7/21/14

PROJECT MANAGER: Safaa Dergham

PROJECT LOCATION: Malibu, CA

LABORATORY: TestAmerica

IS THIS A UST PROJECT OR IS EDF REQUIRED? Y N IF YES, GLOBAL ID #: _____

SAMPLER: Amy Caron

SIGNATURE:

SAMPLE I.D. NUMBER	YEAR 2014 SAMPLE DATE	SAMPLE TIME	SAMPLE DEPTH (ft)	AIR SAMPLE VOLUME (L)	MATRIX (A) AIR (S) SOIL (G) GAS (W) WATER	NUMBER OF CONTAINERS	FILTERED/UNFILTERED (F/U)	PRESERVATION (SEE KEY)	ANALYSIS REQUIRED: PCBs 8082A	Pesticides 8141 and 8081	Herbicides 8151	Lead 6010	Metals 6010/7000	MS/MSD	COMMENTS
MH-SB-70-0-0.5	7/21	0830	0-0.5'		S	1	U	NO	X	X	X	X			
MH-SB-70-1.5-2		0848	1.5-2'			1			X	X	X	X			email results to:
MH-SB-71-0-0.5		0852	0-0.5'			2			X	X	X	X		X	sdergham@environcorp.com
MH-SB-71-1.5-2		0909	1.5-2'			1			X	X	X	X			acaron@ " "
MH-SB-71-1.5-2-FD		0914	1.5-2'			1			X	X	X	X			
MH-SB-72-0-0.5		0925	0-0.5'			1				X	X		X		
MH-SB-72-1.5-2		0928	1.5-2'			1				X	X		X		
MH-SB-73-0-0.5		0941	0-0.5'			1			X	X	X	X			
MH-SB-73-1.5-2		0945	1.5-2'			1			X	X	X	X			
MH-SB-74-0-0.5		0933	0-0.5'			1			X	X	X	X			
MH-SB-74-1.5-2		0938	1.5-2'			1			X	X	X	X			
MH-SB-75-0-0.5		0855	0-0.5'			1			X	X	X	X			
MH-SB-75-0-0.5-FD	↓	0907	0-0.5'		↓	1	↓	↓	X	X	X	X			
TOTAL	X	X	X			14									

440-83739 Chain of Custody

RELINQUISHED BY:	TIME/DATE:	RECEIVED BY:	TIME/DATE:
	1535 / 7/21/14	Tess Dunn (COMPANY): DCS	7-21-14 15:35
Tess Dunn	7-21-14 1855	Randy Kay (COMPANY): TAL	7-21-14 1855
RELINQUISHED BY:	TIME/DATE:	RECEIVED BY: (COMPANY):	TIME/DATE:

TURNAROUND TIME (CIRCLE ONE): SAME DAY / 24 HOURS / 48 HOURS / 72 HOURS / 5 DAYS / NORMAL

SAMPLE INTEGRITY: C3 INTACT: (Y) N Temp 4.4/4.5

IF SEALED, SEAL INTEGRITY INTACT: Y N

H = HCL; N = HNO3; S = H2SO4; U = UNKNOWN; NO = NONE; O = OTHER

FILE: LOG FORMS\Chain_of_Custody

Page 22 of 29

9/24/2014

ENVIRON CHAIN-of-CUSTODY № 09959

☒ 18100 Von Karman Ave., Suite 600, Irvine, CA 92612, (949) 261-5151, (949) 261-6202 (fax)
☐ 707 Wilshire Blvd., Suite 4950, Los Angeles, Calif. 90017, (213) 943-6300, (213) 943-6301 (fax)
☐ 1702 E Highland Avenue, Suite 412, Phoenix, AZ 85016, (602) 734-7700, (602) 734-7701 (fax)

MSA#: _____ WO#: _____

PROJECT NAME / FACILITY ID: SMMUSD

FIELD PERSON: A. Caron / B. Baver

PROJECT NUMBER: 04-33980A DATE: 7/21/14

PROJECT MANAGER: Safaa Dergham

PROJECT LOCATION: Malibu, CA

LABORATORY: Test America

IS THIS A UST PROJECT OR IS EDF REQUIRED? Y N IF YES, GLOBAL ID #: _____

SAMPLER: Amy Caron

SIGNATURE:

SAMPLE I.D. NUMBER	YEAR 2014 SAMPLE DATE	SAMPLE TIME	SAMPLE DEPTH (ft)	AIR SAMPLE VOLUME (L)	MATRIX (A) AIR (S) SOIL (G) GAS (W) WATER	NUMBER OF CONTAINERS	FILTERED/UNFILTERED (F/U)	PRESERVATION (SEE KEY)	ANALYSIS REQUIRED: PCBs 8082A	Pesticides 8141 and 8081 Herbicides 8151	Lead 6010	Metals 6010/7000	MS/MSD					COMMENTS
MH-SB-75-1.5-2	7/21	0904	1.5-2.	/	S	2	U	NO	X	X	X	X		X				
MH-SB-80-0-0.5		0946	0-0.5'	/		1				X	X		X					See pg. 1
MH-SB-80-1.5-2		0952	1.5-2.	/		1				X	X		X					
MH-SB-81-0-0.5		0950	0-0.5'	/		1			X	X	X	X						
MH-SB-81-1.5-2		1029	1.5-2.	/		1			X	X	X	X						
MH-SB-82-0-0.5		1012	0-0.5'	/		1			X	X	X	X						
MH-SB-82-1.5-2		1026	1.5-2.	/		1			X	X	X	X						
MH-SB-83-0-0.5		0957	0-0.5'	/		2				X	X		X	X				
MH-SB-83-1.5-2		1000	1.5-2.	/		1				X	X		X					
MH-SB-83-1.5-2-FD		1009	1.5-2.	/		1				X	X		X					
MH-SB-84-0-0.5		1041	0-0.5'	/		1			X	X	X	X						
MH-SB-84-1.5-2		1044	1.5-2.	/		1			X	X	X	X						
MH-SB-85-0-0.5	↓	1046	0-0.5'	/	↓	1	↓	↓		X	X		X					
TOTAL	X	X	X			15												

RELINQUISHED BY: Amy Caron TIME/DATE: 1535 / 7/21/14

RELINQUISHED BY: TESS DUNN TIME/DATE: 7-21-14 18:55

RELINQUISHED BY: TIME/DATE:

RECEIVED BY: TESS DUNN TIME/DATE: 7-21-14 15:35
(COMPANY): DCS

RECEIVED BY: [illegible] TIME/DATE: 7-21-14 1855
(COMPANY): TAI

RECEIVED BY: TIME/DATE:
(COMPANY):

TURNAROUND TIME (CIRCLE ONE): SAME DAY / 24 HOURS / 48 HOURS / 72 HOURS / 5 DAYS / NORMAL

SAMPLE INTEGRITY 63
INTACT: Y N Temp 4.4/4.3

IF SEALED, SEAL INTEGRITY
INTACT: Y N

O = OTHER; U = UNKNOWN; NO = NONE; S = H_2SO_4; N = HNO_3; H = HCl;

FILE: LOG FORMS\Chain_of_Custody

9/24/2014

ENVIRON CHAIN-of-CUSTODY № 09960

☒ 18100 Von Karman Ave., Suite 600, Irvine, CA 92612, (949) 261-5151, (949) 261-6202 (fax)
☐ 707 Wilshire Blvd., Suite 4950, Los Angeles, Calif. 90017, (213) 943-6300, (213) 943-6301 (fax)
☐ 1702 E Highland Avenue, Suite 412, Phoenix, AZ 85016, (602) 734-7700, (602) 734-7701 (fax)

MSA#: _____ WO#: _____

PROJECT NAME / FACILITY ID: SMMUSD

FIELD PERSON: A. Caron / B. Bauer

PROJECT NUMBER: 04-33980A DATE: 7/21/14

PROJECT MANAGER: Safaa Dergham

PROJECT LOCATION: Malibu, CA

LABORATORY: Test America

IS THIS A UST PROJECT OR IS EDF REQUIRED? Y N IF YES, GLOBAL ID #: _____

SAMPLER: Amy Caron

SIGNATURE:

SAMPLE I.D. NUMBER	YEAR 2014 SAMPLE DATE	SAMPLE TIME	SAMPLE DEPTH (ft)	AIR SAMPLE VOLUME (L)	MATRIX (A) AIR (S) SOIL (G) GAS (W) WATER	NUMBER OF CONTAINERS	FILTERED/UNFILTERED (F/U)	PRESERVATION (SEE KEY)	ANALYSIS REQUIRED: PCBs 8082A	Pesticides 8141 and 8081	Herbicides 8151	Lead 6010	Metals 6010/7000	COMMENTS
MH-SB-85-1.5-2	7/21	1048	1.5-2'		S	1	U	NO		X	X		X	
MH-SB-86-0-0.5		1047	0-0.5'			1			X	X	X	X		see pg. 1
MH-SB-86-1.5-2		1052	1.5-2'			1			X	X	X	X		
MH-SB-87-0-0.5		1035	0-0.5'			1				X	X		X	
MH-SB-87-1.5-2		1040	1.5-2'			1				X	X		X	
MH-SB-88-0-0.5		1159	0-0.5'			1				X	X		X	
MH-SB-88-1.5-2		1209	1.5-2'			1				X	X		X	
MH-SB-89-0-0.5		1201	0-0.5'			1				X	X		X	
MH-SB-89-1.5-2		1203	1.5-2'			1				X	X		X	
MH-SB-90-0-0.5		1204	0-0.5'			1				X	X		X	
MH-SB-90-1.5-2		1210	1.5-2'			1				X	X		X	
MH-SB-91-0-0.5		1213	0-0.5'			1			X	X	X			
MH-SB-91-1.5-2	↓	1218	1.5-2'		↓	1	↓	↓	X	X	X			
TOTAL	X	X	X			13								

RELINQUISHED BY: Amy Caron	TIME/DATE: 1535 / 7/21/14	RECEIVED BY: Tess Dunn	TIME/DATE: 7-21-14
		(COMPANY): DCS	15:35
RELINQUISHED BY: TESS DUNN	TIME/DATE: 7-21-14 18:55	RECEIVED BY: Ronald K	TIME/DATE: 7-21-14
		(COMPANY): TAL	1855
RELINQUISHED BY:	TIME/DATE:	RECEIVED BY:	TIME/DATE: FR 7-21-14
		(COMPANY):	

TURNAROUND TIME (CIRCLE ONE): SAME DAY / 24 HOURS / 48 HOURS / 72 HOURS / 5 DAYS / NORMAL

SAMPLE INTEGRITY: C3 INTACT: (Y) N Temp 4.4/4.3

IF SEALED, SEAL INTEGRITY: INTACT: Y N

H = HCL; N = HNO3; S = H2SO; U = UNKNOWN; NO = NONE; O = OTHER

FILE: LOG FORMS\Chain_of_Custody

ENVIRON CHAIN-of-CUSTODY № 09961

☒ 18100 Von Karman Ave., Suite 600, Irvine, CA 92612, (949) 261-5151, (949) 261-6202 (fax)
☐ 707 Wilshire Blvd., Suite 4950, Los Angeles, Calif. 90017, (213) 943-6300, (213) 943-6301 (fax)
☐ 1702 E Highland Avenue, Suite 412, Phoenix, AZ 85016, (602) 734-7700, (602) 734-7701 (fax)

MSA#: _____ WO#: _____

PROJECT NAME / FACILITY ID: SMMUSD

FIELD PERSON: A. Caron / B. Bauer

PROJECT NUMBER: 04-33980A DATE: 7/21/14

PROJECT MANAGER: Safaa Dergham

PROJECT LOCATION: Malibu, CA

LABORATORY: Test America

IS THIS A UST PROJECT OR IS EDF REQUIRED? Y N IF YES, GLOBAL ID #: _____

SAMPLER: Amy Caron

SIGNATURE:

SAMPLE I.D. NUMBER	YEAR 2014 SAMPLE DATE	SAMPLE TIME	SAMPLE DEPTH (ft)	AIR SAMPLE VOLUME (L)	MATRIX (A) AIR (S) SOIL (G) GAS (W) WATER	NUMBER OF CONTAINERS	FILTERED/UNFILTERED (F/U)	PRESERVATION (SEE KEY)	ANALYSIS REQUIRED: PCBs 8082A	Pesticides 8141 and 8081 Herbicides 8151	Lead 6010	Metals 6010/7000	MS/MSD	TPH 8015B	PH 9045	SVOCs 8270C	COMMENTS
MH-SB-92-0-0.5	7/21	1215	0-0.5'	/	S	1	U	NO	X	X	X	X					
MH-SB-92-1.5-2		1302	1.5-2'	/		1			X	X	X	X					see pg. 1
MH-SB-93-0-0.5		1232	0-0.5'	/		1			X	X	X	X					
MH-SB-93-1.5-2		1236	1.5-2'	/		2			X	X	X	X		X			
MH-SB-94-0-0.5		1227	0-0.5'	/		1				X	X		X				
MH-SB-94-1.5-2		1235	1.5-2'	/		1				X	X		X				
MH-SB-93-0-0.5-FD		1240	0-0.5'	/		1			X	X	X	X					
MH-SB-6-0-0.5		1356	0-0.5'	/		1				X	X			X	X		
MH-SB-6-1.5-2		1400	1.5-2'	/		1				X	X			X			
MH-SB-113-1.5-2		1440	1.5-2'	/		1						X		X	X	X	
MH-SB-113-4.5-5		1505	4.5-5'	/		1						X		X	X	X	
MH-SB-113-9.5-10	↓	1520	9.5-10'	/	↓	1	↓	↓				X		X	X	X	
(AC)																	
TOTAL	X	X	X														

RELINQUISHED BY:	TIME/DATE:	RECEIVED BY:	TIME/DATE:
Amy Caron	1535 / 7/21/14	Tess Dunn (COMPANY: DOE)	7-21-14 15:35
Tess Dunn	7-24-14 1855	Ronald Ky (COMPANY: TAI)	7-21-14 1855
		(COMPANY:)	

TURNAROUND TIME (CIRCLE ONE): SAME DAY / 24 HOURS / 48 HOURS / 72 HOURS / 5 DAYS / NORMAL

SAMPLE INTEGRITY: INTACT: (Y) N Temp 4.4/4.3

IF SEALED, SEAL INTEGRITY: INTACT: Y N

FILE: LOG FORMS\Chain_of_Custody

MATRIX: A = AIR; S = SOIL; G = GAS; W = WATER; O = OTHER; NO = NONE; U = UNKNOWN; S = H_2SO_4; N = HNO_3; H = HCl;

Login Sample Receipt Checklist

Client: ENVIRON International Corp.

Job Number: 440-83739-3

Login Number: 83739

List Source: TestAmerica Irvine

List Number: 1

Creator: Blocker, Kristina M

Question	Answer	Comment
Radioactivity wasn't checked or is </= background as measured by a survey meter.	True	
The cooler's custody seal, if present, is intact.	True	
Sample custody seals, if present, are intact.	True	
The cooler or samples do not appear to have been compromised or tampered with.	True	
Samples were received on ice.	True	
Cooler Temperature is acceptable.	True	
Cooler Temperature is recorded.	True	
COC is present.	True	
COC is filled out in ink and legible.	True	
COC is filled out with all pertinent information.	True	
Is the Field Sampler's name present on COC?	True	
There are no discrepancies between the containers received and the COC.	True	
Samples are received within Holding Time.	True	
Sample containers have legible labels.	True	
Containers are not broken or leaking.	True	
Sample collection date/times are provided.	True	
Appropriate sample containers are used.	True	
Sample bottles are completely filled.	True	
Sample Preservation Verified.	N/A	
There is sufficient vol. for all requested analyses, incl. any requested MS/MSDs	True	
Containers requiring zero headspace have no headspace or bubble is <6mm (1/4").	True	
Multiphasic samples are not present.	True	
Samples do not require splitting or compositing.	True	
Residual Chlorine Checked.	N/A	

Login Sample Receipt Checklist

Client: ENVIRON International Corp.

Job Number: 440-83739-3

Login Number: 83739
List Number: 4
Creator: Yang, Nhia X

List Source: TestAmerica Sacramento
List Creation: 09/04/14 10:15 AM

Question	Answer	Comment
Radioactivity wasn't checked or is </= background as measured by a survey meter.	True	
The cooler's custody seal, if present, is intact.	True	
Sample custody seals, if present, are intact.	N/A	
The cooler or samples do not appear to have been compromised or tampered with.	True	
Samples were received on ice.	True	
Cooler Temperature is acceptable.	True	
Cooler Temperature is recorded.	True	
COC is present.	True	
COC is filled out in ink and legible.	True	
COC is filled out with all pertinent information.	True	
Is the Field Sampler's name present on COC?	N/A	
There are no discrepancies between the containers received and the COC.	True	
Samples are received within Holding Time.	True	
Sample containers have legible labels.	True	
Containers are not broken or leaking.	True	
Sample collection date/times are provided.	True	
Appropriate sample containers are used.	True	
Sample bottles are completely filled.	True	
Sample Preservation Verified.	N/A	
There is sufficient vol. for all requested analyses, incl. any requested MS/MSDs	True	
Containers requiring zero headspace have no headspace or bubble is <6mm (1/4").	True	
Multiphasic samples are not present.	True	
Samples do not require splitting or compositing.	True	
Residual Chlorine Checked.	N/A	

Isotope Dilution Summary

Client: ENVIRON International Corp.
Project/Site: SMMUSD

TestAmerica Job ID: 440-83739-3

Method: 1668A - Chlorinated Biphenyl Congeners (HRGC/HRMS)

Matrix: Solid **Prep Type: Total/NA**

		Percent Isotope Dilution Recovery (Acceptance Limits)							
		PCB-1L	PCB-3L	PCB-4L	PCB-15L	PCB-19L	PCB-37L	PCB-54L	PCB-77L
Lab Sample ID	Client Sample ID	(15-150)	(15-150)	(25-150)	(25-150)	(25-150)	(25-150)	(25-150)	(25-150)
440-83739-38	MH-SB-91-0-0.5	40	47	51	59	54	67	57	85
MB 320-51796/1-A	Method Blank	37	45	51	56	69	52	52	64

		Percent Isotope Dilution Recovery (Acceptance Limits)							
		PCB-81L	PCB-104L	PCB-105L	PCB-114L	PCB-118L	PCB-123L	PCB-126L	PCB-155L
Lab Sample ID	Client Sample ID	(25-150)	(25-150)	(25-150)	(25-150)	(25-150)	(25-150)	(25-150)	(25-150)
440-83739-38	MH-SB-91-0-0.5	83	58	87	79	89	81	86	66
MB 320-51796/1-A	Method Blank	61	52	74	69	71	71	73	52

		Percent Isotope Dilution Recovery (Acceptance Limits)							
		CB-156L/15	PCB-167L	PCB-169L	PCB-188L	PCB-189L	PCB-202L	PCB-205L	PCB-206L
Lab Sample ID	Client Sample ID	(25-150)	(25-150)	(25-150)	(25-150)	(25-150)	(25-150)	(25-150)	(25-150)
440-83739-38	MH-SB-91-0-0.5	100	96	84	84	80	99	87	82
MB 320-51796/1-A	Method Blank	85	83	73	74	81	89	85	79

		Percent Isotope Dilution Recovery (Acceptance Limits)							
		PCB-208L	PCB-209L						
Lab Sample ID	Client Sample ID	(25-150)	(25-150)						
440-83739-38	MH-SB-91-0-0.5	90	61						
MB 320-51796/1-A	Method Blank	80	54						

Surrogate Legend

PCB-1L = PCB-1L
PCB-3L = PCB-3L
PCB-4L = PCB-4L
PCB-15L = PCB-15L
PCB-19L = PCB-19L
PCB-37L = PCB-37L
PCB-54L = PCB-54L
PCB-77L = PCB-77L
PCB-81L = PCB-81L
PCB-104L = PCB-104L
PCB-105L = PCB-105L
PCB-114L = PCB-114L
PCB-118L = PCB-118L
PCB-123L = PCB-123L
PCB-126L = PCB-126L
PCB-155L = PCB-155L
PCB-156L/157L = PCB-156L/157L
PCB-167L = PCB-167L
PCB-169L = PCB-169L
PCB-188L = PCB-188L
PCB-189L = PCB-189L
PCB-202L = PCB-202L
PCB-205L = PCB-205L
PCB-206L = PCB-206L
PCB-208L = PCB-208L
PCB-209L = PCB-209L

Isotope Dilution Summary

Client: ENVIRON International Corp.
Project/Site: SMMUSD

TestAmerica Job ID: 440-83739-3

Method: 1668A - Chlorinated Biphenyl Congeners (HRGC/HRMS)

Matrix: Solid **Prep Type: Total/NA**

		Percent Isotope Dilution Recovery (Acceptance Limits)							
		PCB-1L	PCB-3L	PCB-4L	PCB-15L	PCB-19L	PCB-37L	PCB-54L	PCB-77L
Lab Sample ID	Client Sample ID	(15-140)	(15-140)	(30-140)	(30-140)	(30-140)	(30-140)	(30-140)	(30-140)
LCS 320-51796/2-A	Lab Control Sample	38	48	53	61	74	47	52	64

		Percent Isotope Dilution Recovery (Acceptance Limits)							
		PCB-81L	PCB-104L	PCB-105L	PCB-114L	PCB-118L	PCB-123L	PCB-126L	PCB-155L
Lab Sample ID	Client Sample ID	(30-140)	(30-140)	(30-140)	(30-140)	(30-140)	(30-140)	(30-140)	(30-140)
LCS 320-51796/2-A	Lab Control Sample	61	46	69	66	67	66	70	53

		Percent Isotope Dilution Recovery (Acceptance Limits)							
		CB-156L/15	PCB-167L	PCB-169L	PCB-188L	PCB-189L	PCB-202L	PCB-205L	PCB-206L
Lab Sample ID	Client Sample ID	(30-140)	(30-140)	(30-140)	(30-140)	(30-140)	(30-140)	(30-140)	(30-140)
LCS 320-51796/2-A	Lab Control Sample	85	83	77	75	81	89	83	81

		Percent Isotope Dilution Recovery (Acceptance Limits)							
		PCB-208L	PCB-209L						
Lab Sample ID	Client Sample ID	(30-140)	(30-140)						
LCS 320-51796/2-A	Lab Control Sample	90	64						

Surrogate Legend

PCB-1L = PCB-1L
PCB-3L = PCB-3L
PCB-4L = PCB-4L
PCB-15L = PCB-15L
PCB-19L = PCB-19L
PCB-37L = PCB-37L
PCB-54L = PCB-54L
PCB-77L = PCB-77L
PCB-81L = PCB-81L
PCB-104L = PCB-104L
PCB-105L = PCB-105L
PCB-114L = PCB-114L
PCB-118L = PCB-118L
PCB-123L = PCB-123L
PCB-126L = PCB-126L
PCB-155L = PCB-155L
PCB-156L/157L = PCB-156L/157L
PCB-167L = PCB-167L
PCB-169L = PCB-169L
PCB-188L = PCB-188L
PCB-189L = PCB-189L
PCB-202L = PCB-202L
PCB-205L = PCB-205L
PCB-206L = PCB-206L
PCB-208L = PCB-208L
PCB-209L = PCB-209L

Appendix E

Human Health Screening Risk Evaluation

Contents

		Page
E.1	**Human Health Screening Risk Evaluation**	**1**
E.1.1	Exposure Pathways and Media of Potential Concern	2
E.1.1.1	Potentially Exposed Human Populations	2
E.1.1.2	Media of Concern and Exposure Pathways	2
E.1.1.3	Exposure Assessment	3
E.1.1.3.1	Exposure Assumptions	3
E.1.1.3.2	Intake Estimation	4
E.1.2	Exposure Concentrations and Chemicals	6
E.1.2.1	Identification of Chemicals of Potential Concern	6
E.1.2.2	Fate and Transport	8
E.1.2.3	Exposure Point Concentrations	10
E.1.3	Human Health Screening Levels	12
E.1.4	Toxicity Values	13
E.1.5	Risk Characterization Summary	14
E.1.5.1	Risk/Hazard Characterization	14
E.1.5.1.1	Soil	15
E.1.5.1.1.1	School Scenario	15
E.1.5.1.1.2	Residential Scenario	17
E.1.5.1.2	Soil Vapor	17
E.1.5.1.3	Lead	17
E.1.5.2	Summary of Results	18
E.1.5.2.1	School Scenario	18
E.1.5.2.1.1	Soil	18
E.1.5.2.1.2	Soil Vapor	18
E.1.5.2.2	Residential Scenario	19
E.1.5.2.2.1	Soil	19
E.1.5.2.2.2	Soil Vapor	21
E.1.5.2.3	Lead	22
E.1.5.2.4	Uncertainties in Risk Assessments	23
E.1.5.2.5	Conclusions	23
E.2	**References**	**24**

List of Tables

Table E.1: Exposure Assumptions for Kindergarten/Elementary School Students
Table E.2: Exposure Assumptions for Teachers/Staff and Middle/High School Students
Table E.3: Metal Background Concentrations
Table E.4: Summary of Chemicals of Potential Concern
Table E.5: Physical and Chemical Properties of Detected Volatile Chemicals
Table E.6a: Modeling Parameters
Table E.6b: Soil Properties
Table E.7: Transfer Factors for Soil Vapor Migrating to Indoor and Outdoor Air School Scenario AOI-9

Contents

Table E.8: Transfer Factors for Soil Vapor Migrating to Indoor and Outdoor Air School Scenario Septic Tanks 1, 4, 11 in AOI-12
Table E.9: Transfer Factors for Soil Vapor Migrating to Indoor and Outdoor Air School Scenario Septic Tanks 3, 5, 6 in AOI-12
Table E.10: Transfer Factors for Soil Vapor Migrating to Indoor and Outdoor Air Residential Scenario AOI-9
Table E.11: Transfer Factors for Soil Vapor Migrating to Indoor and Outdoor Air Residential Scenario Septic Tanks 1, 4, 11 in AOI-12
Table E.12: Transfer Factors for Soil Vapor Migrating to Indoor and Outdoor Air Residential Scenario Septic Tanks 3, 5, 6 in AOI-12
Table E.13: Screening Levels for Residential Soil
Table E.14: Toxicity Values
Table E.15: Estimated Excess Lifetime Cancer Risks and Non-Cancer Hazards for Kindergarten/Elementary School Students (5 to <11 Years) Potentially Exposed to Soil through Direct Contact By AOI
Table E.16: Estimated Excess Lifetime Cancer Risks and Non-Cancer Hazards for Middle/High School Students (11 to <18 Years) Potentially Exposed to Soil through Direct Contact By AOI
Table E.17: Estimated Excess Lifetime Cancer Risks and Non-Cancer Hazards for Teachers/Staff Potentially Exposed to Soil through Direct Contact By AOI
Table E.18: Estimated Excess Lifetime Cancer Risks and Non-Cancer Hazards for Kindergarten/Elementary School Students (5 to <11 Years) in Juan Cabrillo Elementary School Potentially Exposed to Soil through Direct Contact School-Wide
Table E.19: Estimated Excess Lifetime Cancer Risks and Non-Cancer Hazards for Middle/High School Students (11 to <18 Years) in Malibu Middle/High School Potentially Exposed to Soil through Direct Contact School-Wide
Table E.20: Estimated Excess Lifetime Cancer Risks and Non-Cancer Hazards for Teachers/Staff Potentially Exposed to Soil through Direct Contact School-Wide
Table E.21: Estimated Excess Lifetime Cancer Risks and Non-Cancer Hazards for Middle/High School Students (11 to <18 Years) Potentially Exposed to Soil Vapor Migrating to Outdoor Air
Table E.22: Estimated Excess Lifetime Cancer Risks and Non-Cancer Hazards for Teachers/Staff Potentially Exposed to Soil Vapor Migrating to Outdoor Air
Table E.23: Estimated Excess Lifetime Cancer Risks and Non-Cancer Hazards for Future Middle/High School Students (11 to <18 Years) Potentially Exposed to Soil Vapor Migrating to Indoor Air
Table E.24: Estimated Excess Lifetime Cancer Risks and Non-Cancer Hazards for Future Teachers/Staff Potentially Exposed to Soil Vapor Migrating to Indoor Air
Table E.25: Estimated Excess Lifetime Cancer Risks and Non-Cancer Hazards for Hypothetical Future On-Site Residents Potentially Exposed to Soil through Direct Contact By AOI
Table E.26: Estimated Excess Lifetime Cancer Risks and Non-Cancer Hazards for Hypothetical Future On-Site Residents Potentially Exposed to Soil Vapor Migrating to Outdoor Air

Contents

Table E.27: Estimated Excess Lifetime Cancer Risks and Non-Cancer Hazards for Hypothetical Future On-Site Residents Potentially Exposed to Soil Vapor Migrating to Indoor Air
Table E.28: HHSRE Result Summary for School Receptors – Soil
Table E.29: HHSRE Result Summary for School Receptors – Soil Vapor

List of Attachments

Attachment A: Examples of Johnson and Ettinger Model Input/Output
Attachment B: ProUCL Output Files
Attachment C: School Screen Output

List of Acronyms

Acronym	Definition
ABS	Soil Dermal Absorption Factor
ADAF	Age-Dependent Adjustment Factor
AOI	Area of Interest
atm	Atmosphere
bgs	below ground surface
BTEX	Benzene, Toluene, Ethylbenzene, and Xylene
CalEPA	California Environmental Protection Agency
CFR	Code of Federal Regulations
cm	centimeter
cm^2	square centimeter
COPC	Chemical of Potential Concern
CSF	Cancer Slope Factor
CSM	Conceptual Site Model
dL	deciliter
DTSC	Department of Toxic Substances Control
DU	Decision Unit
EPC	Exposure Point Concentration
g	gram
HHRA	Human Health Risk Assessment
HHSRE	Human Health Screening Risk Evaluation
HI	Hazard Index
HQ	Hazard Quotient
IQ	Intelligence Quotient
IRIS	Integrated Risk Information System
IUR	Inhalation Unit Risk
JCES	Juan Cabrillo Elementary School
kg	kilogram
m	meter
m^3	cubic meter

Acronym	Definition
mg	milligram
µg	Microgram
MHS	Malibu Middle/High School
Mol	Mole
NCP	National Contingency Plan
OEHHA	Office of Environmental Health Hazard Assessment
PAH	Polyaromatic Hydrocarbon
PCB	Polychlorinated Biphenyl
PEA	Preliminary Environmental Assessment
PPRTV	Provisional Peer Reviewed Toxicity Values
QA/QC	Quality Assurance/Quality Control
RAW	Removal Action Work Plan
RfC	Reference Concentration
RfD	Reference Dose
RME	Reasonable Maximum Exposure
RSL	Regional Screening Level
SVOC	Semi-Volatile Organic Compound
TPH	Total Petroleum Hydrocarbon
UCL	Upper Confidence Limit
USEPA	United States Environmental Protection Agency
UST	Underground Storage Tank
VOC	Volatile Organic Compound

E.1 Human Health Screening Risk Evaluation

To evaluate the potential human health risks to current and potential future on-site populations due to exposure to chemicals detected in soil and soil vapor at the site, a human health screening risk evaluation (HHSRE) was performed. Based on the California Environmental Protection Agency (CalEPA) Preliminary Endangerment Assessment (PEA) Guidance Manual (CalEPA 2013), the HHSRE was intended to be a health-conservative preliminary evaluation of potential risk and hazard and, therefore, assumed that the site will be used for residential purposes, the scenario that would result in the greatest exposure and risk. Also, based on the current land use of the site, a school scenario was evaluated. This HHSRE followed the methodology presented in the Department of Toxic Substances Control (DTSC) approved Final Preliminary Environmental Assessment Work Plan (PEA Work Plan) dated October 13, 2014.The HHSRE approach consisted of: 1) calculating cancer risks and non-cancer hazards for school receptors (i.e. school students and teachers/staff) potentially exposed to soil through direct contact using CalEPA Office of Environmental Health Hazard Assessment (OEHHA) Schools Risk Screening Model (CalEPA 2010); 2) calculating cancer risks and non-cancer hazards for hypothetical future on-site residents potentially exposed to soil through direct contact using established screening levels (i.e. CalEPA DTSC-modified Regional Screening Levels [RSLs] [CalEPA 2014] or United States Environmental Protection Agency [USEPA] RSLs [USEPA 2015] for residential soil; and, 3) calculating cancer risks and non-cancer hazards for current and future school receptors and hypothetical future on-site residents potentially exposed to volatile organic compounds (VOCs) in soil vapor migrating to indoor and outdoor air using site-specific vapor migration modeling. The methodology used in this HHSRE is consistent with CalEPA and USEPA risk assessment guidance as follows:

- CalEPA. 1997. Selecting Inorganic Constituents as Chemicals of Potential Concern at Risks Assessment at Hazardous Waste Sites and Permitted Facilities;
- CalEPA. 2004. Guidance for School Site Risk Assessment Pursuant to Health and Safety Code Section 901(f): Guidance for Assessing Exposures and Health Risks at Existing and Proposed School Sites;
- CalEPA. 2010. Schools Risk Screening Model;
- CalEPA. 2011. Final Guidance for the Evaluation and Mitigation of Subsurface Vapor Intrusion to Indoor Air;
- CalEPA. 2013. PEA Guidance Manual;
- CalEPA. 2014. Human Health Risk Assessment (HHRA) Note Number 3, Issue: DTSC recommended methodology for use of USEPA RSLs in the Human Health Risk Assessment process at hazardous waste sites and permitted facilities; and
- USEPA. 2015. Regional Screening Levels. January.

The various components of the HHSRE are discussed in the following subsections. Section E.1.1 identifies the exposure pathways and media of potential concern. The exposure concentrations and the chemicals of potential concern (COPCs) are discussed in Section E.1.2. Human health screening levels and risk assessment methodology are presented in Section

E.1.3. The toxicity of the chemicals evaluated is discussed in Section E.1.4. The results of the risk assessment including uncertainties and conclusions are presented in Section E.1.5.

E.1.1 Exposure Pathways and Media of Potential Concern

To evaluate the potential human health risks posed by a site, it is necessary to identify the populations that may potentially be exposed to the chemicals present in the media of concern and to determine the pathways by which these exposures may occur.

E.1.1.1 Potentially Exposed Human Populations

The site currently is occupied by Juan Cabrillo Elementary School (JCES) and Malibu Middle/High School (MHS) and there are no plans to use the site for other purposes. Therefore, this HHSRE identified school students and teachers/staff as the potentially exposed populations, which is consistent with the OEHHA guidance for school sites (CalEPA 2004). In addition, consistent with the DTSC PEA Guidance Manual (CalEPA 2013), future unrestricted/residential land use was considered as the most health-protective and conservative land use for the purposes of this HHSRE. Therefore, hypothetical future on-site residents were also evaluated in the HHSRE.

E.1.1.2 Media of Concern and Exposure Pathways

The PEA Guidance Manual recommends consideration of potential exposure to on-site soil and groundwater (CalEPA 2013). Consideration of these media was consistent with the results of previous investigations of the site, which have shown impacts to soil and localized impacts to groundwater (near the former underground storage tanks [USTs] in the Bus Barn). Since VOCs had been detected in soil and groundwater at the site previously, the potential for VOCs to migrate into indoor and outdoor air was considered. Soil vapor samples were collected at all locations where groundwater monitoring wells were sampled and were used to evaluate the potential vapor migration pathway in this HHSRE.

The Conceptual Site Model (CSM) for the HHSRE, shown on Figure 63, illustrates potential exposure pathways by which receptors (school students/staff and hypothetical future on-site residents) could be exposed to chemicals in soil and soil vapor at the site. Hypothetical future on-site residents could potentially be directly exposed to chemicals in soil through incidental ingestion, dermal contact, and inhalation of soil particulates in ambient air. These are the exposure routes on which the DTSC-modified RSLs (CalEPA 2014) and the USEPA RSLs (USEPA 2015) for residential soil are based. As discussed in the PEA Work Plan, hypothetical future on-site residents are assumed to be exposed to soils from 0 to 10 feet below ground surface (bgs) (assuming that soil may be re-graded during redevelopment).

For school receptors, to be consistent with the OEHHA Schools Risk Screening Model, in addition to direct contact with soil, indoor dust direct contact exposure routes, including incidental ingestion, dermal contact, and inhalation of dust particulates in indoor air, were also considered. As discussed in the PEA Work Plan, school receptors are assumed to be exposed to soil from 0 to 2 feet bgs. Approximately half the site is paved with asphalt and/or concrete, which may prevent direct contact to soil by current school receptors. Risks due to soil exposure estimated for these areas are considered conservative due to the limited amount of exposed soil at the site and the corresponding limited exposures.

Furthermore, current and future school receptors and hypothetical future on-site residents could potentially be exposed to VOCs in soil vapor migrating to ambient air. Soil vapor samples were collected near all existing septic tanks at both schools and in the Bus Barn area of MHS. Although currently there are no buildings over the soil vapor sampling locations, it was conservatively assumed that future buildings could be constructed over these locations, and the risks to future school receptors and hypothetical future on-site residents from exposure to VOCs in soil vapor migrating to indoor air were also evaluated.

Groundwater underlying the site is not in a designated groundwater basin, and is not used for drinking water. All water used at the site is provided by municipal water supply, and ingestion of groundwater was not quantitatively evaluated in the HHSRE.

Finally, Ramboll Environ confirmed with the Santa Monica Malibu Unified School District (the District) that the quantity of vegetables/fruits consumed from Cornucopia (Area of Interest [AOI]-15) by school receptors was limited; therefore, ingestion of fruits/vegetables was not evaluated in the HHSRE.

E.1.1.3 Exposure Assessment

The purpose of this section is to develop an upper-bound estimate of the theoretical intake for each of the potentially exposed human populations via each of the exposure routes identified in the CSM. Estimates of human intake are a function of exposure parameters such as duration, frequency, and contact rates. This section provides the equations and assumptions used to develop the intake factors used in the calculation of risk.

E.1.1.3.1 Exposure Assumptions

For current and future student receptors, Ramboll Environ used a set of exposure parameters for each year from age 5 to age 17, per the OEHHA Schools Risk Screening Model (CalEPA 2010), to take into consideration the rapid anatomical, physiological and behavioral changes for growing children. The exposure parameters for teachers/staff recommended by OEHHA (CalEPA 2004, 2010) also were used in this HHSRE. Exposure assumptions for the school scenario are presented in Table E.1 for kindergarten/elementary school students (5 to < 11 years old), and in Table E.2 for middle school students (11 to < 14 years old), high school students (14 to < 18 years old), and teachers/staff.

Since the potential excess lifetime cancer risks and non-cancer hazards for hypothetical future on-site residents exposed to soil through direct contact were evaluated by directly comparing the site data with the DTSC-modified RSLs or the USEPA RSLs for residential soil, the exposure assumptions used to develop these screening levels were applied. For a resident, exposure is assumed to occur 7 days/week for 350 days/year (or approximately 96 percent of the time). The exposure duration for the resident is assumed to be 26 years (USEPA 2015). According to USEPA (2011), this is the 90th percentile for time spent at one residence. These exposure parameters were also used to evaluate potential exposure to VOCs in soil vapor migrating to indoor and ambient air for hypothetical future on-site residents.

E.1.1.3.2 Intake Estimation

In order to quantify exposures, upper-bound estimates of the theoretical intakes were developed for the school receptors via each exposure route indicated in Section E.1.1.2. This section provides the equations and assumptions used to develop the intake factors used in the risk calculations, which are consistent with the OEHHA Schools Risk Screening Model. The calculated intake factors are presented in Tables E.1 and E.2.

Ingestion of Outdoor Soil

The intake factor for outdoor soil ingestion was calculated using the following equation:

$$IF_{soil.ing} = \frac{IR_{S/D} * F_O * EF * ED * CF}{BW * AT}$$

Where:

$IF_{soil.ing}$	=	Intake factor for outdoor soil ingestion (kilogram [kg] of soil/kg body weight/day)
$IR_{S/D}$	=	Soil/dust ingestion rate (milligram [mg] of soil/day)
F_o	=	Fraction of time outdoor at school during waking hours (unitless)
EF	=	Exposure frequency (day/year)
ED	=	Exposure duration (year)
BW	=	Body weight (kg)
AT	=	Averaging time (day)
CF	=	Conversion factor (kg of soil/mg of soil)

Ingestion of Indoor Dust

The intake factor for indoor dust ingestion was calculated using the following equation:

$$IF_{dust.ing} = \frac{IR_{S/D} * F_I * EF * ED * CF}{BW * AT}$$

Where:

$IF_{dust.ing}$	=	Intake factor for indoor dust ingestion (kg of soil/kg body weight/day)
IR_s	=	Soil/dust ingestion rate (mg of soil/day)
F_I	=	Fraction of time indoor at school during waking hours (unitless)
EF	=	Exposure frequency (day/year)
ED	=	Exposure duration (year)
BW	=	Body weight (kg)
AT	=	Averaging time (day)
CF	=	Conversion factor (kg of soil/mg of soil)

Dermal Contact with Outdoor Soil

The intake factor for dermal contact with outdoor soil was calculated using the following equation:

$$IF_{soil.derm} = \frac{\Sigma\ (AF * SA * F) *\ F_O *\ EF * ED * CF}{BW * AT}$$

Where:

$IF_{soil.derm}$	=	Intake factor for dermal contact with outdoor soil (kg of soil/kg body weight/day)
AF	=	Body-part-specific adherence factor (mg of soil/square centimeter [cm^2])
SA	=	Skin surface area (cm^2/day)
F	=	Body-part-specific fraction of skin surface area (unitless)
F_o	=	Fraction of time outdoor at school during waking hours (unitless)
EF	=	Exposure frequency (day/year)
ED	=	Exposure duration (year)
BW	=	Body weight (kg)
AT	=	Averaging time (day)
CF	=	Conversion factor (kg of soil/mg of soil)

Dermal Contact with Indoor Dust

The intake factor for dermal contact with indoor dust was calculated using the following equation:

$$IF_{dust.derm} = \frac{\Sigma\ (AF * SA * F) *\ F_I *\ EF * ED * CF}{BW * AT}$$

Where:

$IF_{dust.derm}$	=	Intake factor for dermal contact with indoor dust (kg of soil/kg body weight/day)
AF	=	Body-part-specific adherence factor (mg of soil/cm^2)
SA	=	Skin surface area (cm^2/day)
F	=	Body-part-specific fraction of skin surface area (unitless)
F_o	=	Fraction of time indoor at school during waking hours (unitless)
EF	=	Exposure frequency (day/year)
ED	=	Exposure duration (year)
BW	=	Body weight (kg)
AT	=	Averaging time (day)
CF	=	Conversion factor (kg of soil/mg of soil)

Inhalation of Outdoor Soil Particulates or Vapors Migrating from Soil Vapor to Outdoor Air

The intake factor for inhalation of outdoor soil particulates or vapors migrating from soil vapor to outdoor air was calculated using the following equation:

$$IF_{soil.part.inh} or\ IF_{OA.vapor.inh} = \frac{BR_O * ET_O * EF * ED}{AT}$$

Where:

$IF_{soil.part.inh}$	=	Intake factor for inhalation of outdoor soil particulates (cubic meter [m^3] of air/kg of body weight/day)
$IF_{OA.vapor.inh}$	=	Intake factor for inhalation of vapors migrating from soil vapor to outdoor air (m^3 of air/kg of body weight/day)
BR_O	=	Breathing rate, outdoor (m^3 of air/kg of body weight/hour)
ET_O	=	Exposure time, outdoor (hour/day)
EF	=	Exposure frequency (day/year)
ED	=	Exposure duration (year)
AT	=	Averaging time (day)

Inhalation of Indoor Dust Particulates or Vapors Migrating from Soil Vapor to Indoor Air

The intake factor for inhalation of indoor dust particulates or vapors migrating from soil vapor to indoor air was calculated using the following equation:

$$IF_{dust.part.inh} or\ IF_{IA.vapor.inh} = \frac{BR_I * ET_I * EF * ED}{AT}$$

Where:

$IF_{dust.part.inh}$	=	Intake factor for inhalation of indoor dust particulates (m^3 of air/kg of body weight/day)
$IF_{IA.vapor.inh}$	=	Intake factor for inhalation of vapors migrating from soil vapor to indoor air (m^3 of air/kg of body weight/day)
BR_I	=	Breathing rate, indoor (m^3 of air/kg of body weight/hour)
ET_I	=	Exposure time, indoor (hour/day)
EF	=	Exposure frequency (day/year)
ED	=	Exposure duration (year)
AT	=	Averaging time (day)

E.1.2 Exposure Concentrations and Chemicals

E.1.2.1 Identification of Chemicals of Potential Concern

Soil samples collected at 0-10 feet bgs from the site were selectively analyzed for herbicides, metals, polychlorinated biphenyl (PCBs), pesticides (organophosphates and organochlorine),

semi-volatile organic compounds (SVOCs), and total petroleum hydrocarbons (TPHs), while soil vapor samples collected at 5-56 feet bgs were analyzed for VOCs.

Fifteen metals were detected in site soils. As metals are naturally occurring chemicals, a comparison of site concentrations with background concentrations was conducted for identifying the non-site-related metals. Consistent with CalEPA (1997) and the DTSC PEA Guidance Manual (CalEPA 2013), metals present at levels less than or equivalent to background were eliminated as COPCs.

DTSC has established a regional upper-bound background soil level for arsenic of 12 milligrams per kilogram (mg/kg) for southern California based on over 1,000 samples collected at 19 school sites in Los Angeles County (Chernoff et al. 2008), which is the 95% upper confidence limit (UCL) on the 99th quantile of the arsenic dataset. The arsenic concentrations for the whole background dataset ranged from 0.15 mg/kg to 20 mg/kg. At the site, arsenic was detected at concentrations below 12 mg/kg in all AOI soil samples except two soil samples in AOI-15 (Cornucopia) at 0 and 1.5 feet bgs (17 mg/kg and 15 mg/kg, respectively). Incremental soil step out sampling in the planting beds (Decision Unit [DU]-1) and in the open areas outside the planting beds (DU-2) was conducted at the request of DTSC, and the results of the incremental samples were considered to be more representative of overall Cornucopia site conditions. In DU-1 arsenic concentrations in the incremental samples ranged from 4.3 mg/kg to 8.8 mg/kg, while in DU-2 arsenic concentrations in the incremental samples ranged from 4.4 mg/kg to 14 mg/kg. All soil samples, except the one sample at 14 mg/kg, were below 12 mg/kg. As recommended by the DTSC PEA Guidance Manual (CalEPA 2013), since the maximum concentration from the incremental sample data set (14 mg/kg) was below the maximum concentration from the background arsenic data set (20 mg/kg, Chernoff et al. 2008), arsenic was not identified as a COPC.

For the other 14 metals detected in soil at 0-10 feet bgs at the site, the maximum concentrations at each AOI were compared to the site-specific maximum background levels to distinguish between site-related metal concentrations and naturally occurring metal concentrations (CalEPA 2013). As discussed in Section 6.2.3 of the main report, 10 background soil samples were collected at approximately 0.5 feet bgs from areas located away from buildings in the undeveloped fields where natural terrain and vegetation are prominent. These background metal concentrations are shown in Table E.3. Although used for comparison with site data at 0-10 feet bgs, the background data do not necessarily reflect the background metal concentration at deeper depth. Metals detected at concentrations (top 10 feet bgs) above the maximum background levels at a particular AOI were identified as COPCs for that AOI.

For TPHs, the data collected from the site were reported in small carbon fractions (e.g., C11-C12). In order to compare the TPH data with the toxicity values or soil RSLs from CalEPA or USEPA, the concentrations from small carbon fractions were combined to obtain the total concentrations for the following carbon groups: TPH C4-C8, TPH C9-C18, TPH C19-C32, and TPH C33-C40. TPH C4-C8 was never detected in analyzed soil samples at the site.

In summary, all detected organic compounds and all metals above background in at least one AOI were retained as COPC for this evaluation. COPCs include 13 metals, five organochlorine

pesticides, two PCBs, one SVOC, and three TPH compounds for soil, while 13 VOCs were identified as COPCs for soil vapor. The COPCs for each AOI are summarized in Table E.4.

E.1.2.2 Fate and Transport

VOCs detected in soil vapor can potentially migrate through the unsaturated zone to indoor or outdoor air. This migration is quantified for the purposes of this HHSRE through an intermedia transfer factor. When the transfer factor is multiplied by the source concentration of a chemical in soil vapor (in microgram per cubic meter [µg/m^3]), the product is the resulting steady-state concentration that is predicted in indoor or outdoor air (in µg/m^3).

Ramboll Environ developed transfer factors for soil vapor to indoor or outdoor air (for exposure of current and future school receptors and hypothetical future on-Site residents) for the following scenarios:

- Transport of soil vapor from five feet bgs into a future school or residential slab-on-grade building with engineered fill below the base of the foundation or into outdoor air.
- Transport of soil vapor from 10 feet bgs into a future school or residential slab-on-grade building with engineered fill below the base of the foundation or into outdoor air.
- Transport of soil vapor from 15 feet bgs into a future school or residential slab-on-grade building with engineered fill below the base of the foundation or into outdoor air.
- Transport of soil vapor from 20 feet bgs into a future school or residential slab-on-grade building with engineered fill below the base of the foundation or into outdoor air.

For soil vapor concentrations collected at depths greater than 20 feet bgs, the transfer factors at 20 feet bgs were conservatively applied.

Intermedia transfer factors for hypothetical future on-site residents were estimated using the screening-level model described by Johnson and Ettinger (1991). Specifically, Version 3.2 of the spreadsheet implementation developed by the USEPA was used (USEPA 2004). The Johnson and Ettinger model was developed to predict vapor migration into buildings.

For modeling of outdoor air transport through the subsurface, a basic diffusion model was used, which was the same as the Johnson and Ettinger indoor air model used at distances far away from the building. This diffusion model would be comparable to the Johnson and Ettinger model assuming no advection due to a building and no building foundation. Once VOCs have moved through the subsurface, their dispersion into outdoor air were calculated using the Q/C model from the USEPA Soil Screening Guidance (USEPA 2002). Although this guidance document specifically deals with transport from soil to outdoor air, the assumptions and equations for the outdoor dispersion model do not depend on the medium of the source and are valid to model transport from soil vapor to outdoor air as well. The input values for the Q/C model are site-specific and depend on the geographic region and source area. When the diffusion model was combined with the dispersion model, the transfer factors from soil vapor to outdoor air were calculated using the following equation:

$$TF = (D_{eff} * CF)/(L_T * Q/C)$$

Where:

TF	=	Transfer factor from soil vapor to outdoor air (µg/m^3 per µg/m^3)
D_{eff}	=	Effective Diffusion Coefficient (cm^2/second)
CF	=	Conversion factor (1000 gram [g]/kg * 0.01 meter [m]/cm) = 10
L_T	=	Distance to source (cm)
Q/C	=	Outdoor air dispersion factor (kg/m^3 per g/m^2-s)

Intermedia transfer factors for school receptors can be modeled using the OEHHA Schools Risk Screening Model (CalEPA 2010), but the Johnson and Ettinger model embedded in the OEHHA Schools Risk Screening Model (Version 2.0) can incorporate soil properties for only one soil layer, which is not suitable for the site conditions. Therefore, indoor air intermedia transfer factors for school receptors were also modeled using the Johnson and Ettinger Model, following the assumptions from the OEHHA Schools Risk Screening Model, except for the site-specific soil properties discussed below.

The model is conservative because it assumes that the chemical source has infinite mass and it does not include other attenuation processes that typically would reduce the amount of vapor migration, such as biodegradation, leaching from infiltration, and lateral diffusion.

The calculation of intermedia transfer factors was based on parameters describing the properties of the chemicals evaluated, the vadose zone, the surface barrier (e.g, concrete slab), and the air dispersion zone. The physical-chemical properties used in these calculations are listed in Table E.5. Based on guidance from USEPA (1991), only VOCs that easily volatilize were included in the evaluation of soil vapor. These include chemicals with a Henry's Law constant of greater than 1 x 10^{-5} atmosphere-cubic meter per mole (atm-m^3/mol) (CalEPA 2013).

Site-specific vadose zone soil parameters and conservative assumptions that were used in the Johnson and Ettinger model to calculate the effective diffusion coefficients are listed in Tables E.6a and E.6b. Soil vapor samples were collected from AOI-2 in JCES as well as AOI-8, AOI-9, and AOI-12 in MHS, but VOCs were only detected in AOI-9 (Bus Barn) and AOI-12 (Septic Tanks) in MHS. Based on information from soil boring logs advanced in AOI-9 and AOI-12 (Appendix A), different soil types were identified from ground surface down to 20 feet bgs. In AOI-9, the soil column down to 20 feet bgs was identified as silty clay loam. In Septic Tanks 1, 4 and 11 in AOI-12, the top 10 feet of the soil column was identified as silty clay loam, while the remaining 10 feet of the soil column was identified as silt loam. In Septic Tanks 3, 5 and 6 in AOI-12, the top 10 feet of the soil column was identified as silty clay loam, while the remaining 10 feet of the soil column was identified as loamy sand. Therefore, in the modeling the upper vadose zone in AOI-9 was assumed to consist of one distinct layer, while the upper vadose zone in AOI-12 was assumed to consist of two distinct layers.

The default values of soil physical properties recommended by USEPA (2004) were used for the identified soil types. The future building scenario included engineered fill, adding two additional upper layers (CalEPA 2005) to both scenarios as follows: 1) a 10 centimeter (cm) layer of sand

on the top; and 2) a 30 cm layer of engineered fill. The building parameters for the residential scenario were the residential defaults recommended by CalEPA (2011), while the building parameters for the school scenario were the default values from the OEHHA Schools Risk Screening Model (CalEPA 2010).

Examples of Johnson and Ettinger model input and output sheets have been provided in Attachment A for benzene at 20 feet bgs for each of the three lithology types (as shown Table E.6b) for both school and residential scenarios (A total of six example scenarios are presented). The modeling results for the shallower depths can be determined by reducing the depth to source and layer thicknesses as appropriate. The Johnson and Ettinger modeling sheets are designed to include soil properties and diffusion coefficients for up to three layers, however, for this site four layers (two layers representing the engineered fill and two layers for the site-specific soil) were evaluated. As such, the soil properties and calculated diffusion coefficients for the two layers representing engineered fill (which are identical for all scenarios) are shown separately in the sheet of Engineered Fill Calculations at the beginning in Attachment A, followed by the Johnson and Ettinger model input and output sheets for each of the six example scenarios. The overall effective diffusion coefficients were calculated based on both the diffusion coefficients and layer thickness for soil layers from Johnson and Ettinger output sheet as well as the diffusion coefficients and layer thicknesses from Engineered Fill Calculations. Such a calculation is shown as a footnote in each Johnson and Ettinger model output sheet. As these modeling sheets were only used to calculate attenuation factors (and not for cancer risks and non-cancer hazards), the cells which were not used in the calculations are shown as “NA”.

The intermedia transfer factors for VOCs migrating from soil vapor to indoor and outdoor air for the school scenario are presented in Table E.7 for AOI-9, Table E.8 for Septic Tanks 1, 4 and 11 in AOI-12, and Table E.9 for Septic Tanks 3, 5 and 6 in AOI-12. The intermedia transfer factors for VOCs migrating from soil vapor to indoor and outdoor air for the residential scenario are presented in Table E.10 for AOI-9, Table E.11 for Septic Tanks 1, 4 and 11 in AOI-12, and Table E.12 for Septic Tanks 3, 5 and 6 in AOI-12.

E.1.2.3 Exposure Point Concentrations

An exposure point concentration (EPC) of a chemical is the estimated concentration of that chemical to which a receptor (i.e., a member of a potentially exposed population) is exposed over an assumed duration of exposure. For soil direct contact pathways, soil EPCs were calculated based on soil concentrations at 0-2 feet bgs for school receptors and 0-10 feet bgs for hypothetical future on-site residents, assuming that soil may be re-graded during redevelopment. According to CalEPA (2010), a transfer factor from outdoor soil to indoor dust of two (2) was used for the school model, which means the indoor dust EPC is twice that of the outdoor soil EPC. This default transfer factor was conservatively derived based on the mean of the 95% upper confidence limits (UCLs) on the median dust/soil concentration ratios of the data from 67 school sites for three metals (i.e., chromium, nickel, and vanadium) (CalEPA 2004), without considering the indoor sources for these metals. Therefore, use of the default transfer factor is likely to overestimate the indoor dust EPCs.

For soil vapor migration pathways, the indoor or outdoor air EPCs were calculated by multiplying the soil vapor concentrations by the transfer factors at the corresponding depths. As

a conservative assessment, transfer factors at five feet bgs were applied to soil vapor concentrations at less than 10 feet bgs, transfer factors at 10 feet bgs were applied to soil vapor concentrations from 10 feet bgs to less than 15 feet bgs, transfer factors at 15 feet bgs were applied to soil vapor concentrations from 15 feet bgs to less than 20 feet bgs, and transfer factors at 20 feet bgs were applied to soil vapor concentrations at 20 feet bgs or deeper.

For the school scenario, per discussion with DTSC, soil EPCs or soil vapor concentrations used as the input to calculate indoor or outdoor air EPCs were calculated as the 95% UCLs on the mean soil or soil vapor concentrations using the ProUCL software (Version 5.0). Because of the uncertainty associated with estimating the true mean concentration based on sampling data collected at a site, the 95% UCL provides reasonable confidence and a high degree of conservatism that the true site mean will not be underestimated.

For the school scenario, soils and soil vapor were evaluated as follows (also see Tables E.28 and E.29):

- For soil, both individual AOIs and the entire school (JCES or MHS) were evaluated for potential exposure to site soils for school receptors.
  - The individual AOIs evaluated in the HHSRE included AOI-1, AOI-3, and AOI-4 in JCES as well as AOI-5 through AOI-8, AOI-10, AOI-11, AOI-13 through AOI-17 in MHS. No soil samples were collected at 0-2 feet bgs at AOI-2 (Septic Systems), AOI-9 (Bus Barn), and AOI-12 (Septic Systems), so these AOIs were not evaluated for soils in the school scenario. Incremental samples collected at AOI-14 (Athletic Fields) were evaluated separately for football, baseball, and soccer fields.
  - Since the exposure patterns in AOI-14 (Athletic Fields) and AOI-15 (Cornucopia) are different from the other school areas (i.e. less exposure frequency and duration, more homogenous use), soil samples collected from these two AOIs were included in the risk calculation for individual AOIs but excluded from the JCES and MHS school-wide calculation.
- For soil vapor, VOCs were only detected in AOI-9 and AOI-12 in MHS; therefore, AOI-9 (Bus Barn), Septic Tanks 1, 4 and 11 in AOI-12, and Septic Tanks 3, 5 and 6 in AOI-12 were evaluated in the HHSRE.

For hypothetical future on-site residents, soil EPCs or soil vapor concentrations used as the input to calculate indoor or outdoor air EPCs were designated as the maximum soil (upper 10 feet) or soil vapor concentrations collected over an AOI. For the hypothetical future on-site resident scenario, soils and soil vapor were evaluated as follows:

- For soil, the individual AOIs evaluated in the HHSRE included AOI-1 through AOI-4 in JCES as well as AOI-5 through AOI-17 in MHS. Incremental samples collected at AOI-14 (Athletic Fields) were evaluated separately for football, baseball, and soccer fields.
- For soil vapor, AOI-9 (Bus Barn), Septic Tanks 1, 4 and 11 in AOI-12, and Septic Tanks 3, 5, and 6 in AOI-12 at MHS were evaluated in the HHSRE.

Several duplicate soil or soil vapor samples were collected for quality assurance/quality control (QA/QC) purposes. Only the maximum concentration between the duplicate sample and its primary sample was included in the calculation of the 95% UCLs.

After the excavation activities were completed at the Building G Area (AOI-5) in December 2014, it was assumed that PCB Aroclor 1254 would not be present at detectable concentrations in the surface soil (0-0.5 feet bgs) at MH-SB-76 and MH-SB-118 with a detection limit of 50 µg/kg. This is consistent with the measurement which were taken of the clean fill which were nondetect for PCB Aroclor 1254. Concentrations for all the other chemicals at those two locations were calculated using the original sampling results.

The 95% UCLs were selected mainly based on the methods recommended by the ProUCL software, except incorporating the following rules through discussion with DTSC:

- If a Chebyshev 97.5% UCL or 99% UCL was recommended by the ProUCL software, a Chebyshev 95% was selected. Based on discussion with DTSC, a Chebyshev 97.5% UCL or 99% UCL may be overly conservative, sometimes even greater than the maximum detected value.
- If more than one 95% UCL was recommended by the ProUCL software, a 95% UCL generated by a parametric method was selected if the data followed a certain distribution (based on a normal distribution first, gamma distribution second, lognormal distribution last). If the data followed a gamma distribution a 95% UCL generated by the Adjusted Gamma method was preferred. If the data did not follow any distribution, a 95% UCL generated by a non-parametric method was selected.

If a 95% UCL could not be calculated by the ProUCL software (e.g. insufficient detections of a particular COPC to perform the calculation) or the 95% UCL recommended by the ProUCL software was greater than the maximum detected concentration, the maximum detected concentration was selected as soil EPC or soil vapor input concentration to indoor or outdoor air EPC.

The soil EPCs as well as the indoor and outdoor air EPCs are presented in the result tables in Section E.1.5.2. The ProUCL output files are included in Attachment B.

E.1.3 Human Health Screening Levels

For each chemical, the relationship between the magnitude of exposure and the likelihood of adverse health effects is dependent on whether a chemical acts by a threshold or non-threshold mechanism. For carcinogens (non-threshold mechanism), the likelihood of adverse effects is quantified by the estimation of cancer risk. The cancer risk represents the upper-bound incremental probability that an individual will develop cancer over a lifetime as a direct result of exposure to a potential carcinogen in a medium (i.e., excess lifetime cancer risk). For non-carcinogens (threshold mechanism), the likelihood of adverse effects is quantified by development of a hazard quotient (HQ). The HQ represents the ratio of the estimated dose from exposure to a non-carcinogen in a medium to a value that is believed to not produce non-cancer adverse health effects.

The estimated cancer risks and non-cancer hazards for hypothetical future on-site residents potentially exposed to soil through direct contact were evaluated by comparing the site data with the DTSC-modified RSLs or the USEPA RSLs for residential soil. DTSC-modified RSLs or USEPA RSLs are concentrations of chemicals in residential soil that the DTSC or USEPA consider to be below thresholds of concern for risks to human health over a lifetime. Since 2013, the DTSC incorporated CalEPA toxicity criteria and recommendations (e.g. route-to-route extrapolation), and calculated the DTSC-modified residential soil screening levels for a subset of chemicals for which 1) the CalEPA-recommended toxicity value was more protective than the toxicity value used to derive the USEPA RSLs, or 2) there was no RSL due to the lack of route-to-route extrapolation when deriving the USEPA RSLs. For the chemicals listed by the DTSC, the DTSC-modified RSLs were used as the health-based screening values; otherwise, the USEPA RSLs were used. For TPHs, the most conservative USEPA residential RSLs for the carbon ranges of C9-C18 and C19-C32 were used, and the RSL for TPH C19-C32 was conservatively used as a surrogate for TPH C33-C40 as there is no RSL for TPH C33-C40.

The National Contingency Plan (NCP) (40 Code of Federal Regulations [CFR] § 300) is commonly cited as the basis for target risk and hazard levels. According to the NCP, excess lifetime cancer risks posed by a site should not exceed one in a million (1×10^{-6}) to one hundred in a million (1×10^{-4}), and noncarcinogenic chemicals should not be present at levels expected to cause adverse health effects (i.e., HQ greater than 1). As a risk management policy, the CalEPA generally considers 1×10^{-6} to be a point of departure for purposes of making risk management decisions. The RSLs used for evaluation of the residential scenario correspond to an excess lifetime target cancer risk of one in 1×10^{-6} or a target HQ of 1 for noncancer health effects. The screening levels for identified COPCs in residential soil that were carried into the HHSRE are presented in Table E.13.

The estimated excess lifetime cancer risks and non-cancer hazards for school receptors exposed to soil through direct contact were evaluated using the OEHHA Schools Risk Screening Model (CalEPA 2010). The estimated excess lifetime cancer risks and non-cancer hazards for school receptors and hypothetical future on-site residents exposed to VOCs in soil vapor migrating to indoor and outdoor air were evaluated using site-specific vapor migration modeling. Methodology details are presented in Section E.1.5.1, and results are presented in Section E.1.5.2.

E.1.4 Toxicity Values

For hypothetical future on-site residents exposed to soil through direct contact, current toxicity values are embedded in the derivation of the DTSC-modified RSLs or the USEPA RSLs for residential soil. Therefore, it was not necessary to select toxicity values for this scenario.

The toxicity values used for school receptors exposed to soil through direct contact as well as the vapor migration pathways for both school receptors and hypothetical future on-site residents were updated to be consistent with those used to develop the DTSC-modified RSLs or the USEPA RSLs for soil and air, except for cadmium and TPH. Per discussion with DTSC, the recommended toxicity value for cadmium from the OEHHA School Risk Screening Model (CalEPA 2010) was used to evaluate school receptors.

TPHs are chemical mixtures made up of hundreds of individual compounds belonging to two major groups, aliphatic and aromatic. Except for specifically identified carcinogenic aromatic compounds such as benzene, ethylbenzene, and carcinogenic polyaromatic hydrocarbons (PAHs), the hydrocarbons typically found in petroleum products are considered to be noncarcinogenic. No PAHs were detected in soil, and the toxicity of benzene, toluene, ethylbenzene, and xylenes (BTEX) as well as naphthalene in soil vapor were evaluated individually through vapor migration pathways. The noncarcinogenic toxicity values recommended by the DTSC PEA Guidance Manual (CalEPA 2013) were used to evaluate the hazard for school receptors exposed to TPHs in soil.

The toxicity values used in this HHSRE are summarized in Table E.14.

Inhalation unit risks (IURs) and inhalation reference concentrations (RfCs) are listed in the HHRA Note Number 3 (CalEPA 2014) or USEPA RSL (USEPA 2015) table for carcinogenic and non-carcinogenic effects through the inhalation pathway. Based on the OEHHA School Risk Screening Model (CalEPA 2010), in order to take into account different body weights and breathing rates of different age groups, IURs and RfCs were converted to inhalation cancer slope factors (CSFs) and inhalation reference doses (RfDs) in the calculation of inhalation risk and hazard for school receptors using the underlying body weight and breathing rate for the IURs and RfCs, that is 70 kg and 20 m^3/day.

In the OEHHA Schools Risk Screening Model, an age-dependent adjustment factor (ADAF) of 3 is applied to the cancer toxicity values for mutagenic chemicals for children aged 2 to < 16 years old. However, since none of the COPCs in this analysis is a mutagen, an ADAF was not applied.

In 2007, CalEPA OEHHA developed a toxicity evaluation for lead with a benchmark change in children's blood lead concentration of one (1) microgram per deciliter (µg/dL), which would reduce an intelligence quotient (IQ) by up to one point (CalEPA 2007). In light of the CalEPA lead toxicity criterion, the DTSC-modified RSL for lead in residential soil (80 mg/kg) was developed using LeadSpread 8 and corresponds to a concentration in soil that will result in a 90th percentile estimate of 1 µg/dL increase in blood lead in a child resident (CalEPA 2014).

E.1.5 Risk Characterization Summary

E.1.5.1 Risk/Hazard Characterization

Using the EPCs, pathway-specific parameters, and the toxicity values discussed above, the estimated excess lifetime cancer risks and non-cancer HQs were calculated for current and future school receptors and hypothetical future on-site residents exposed to soil and soil vapor at the site. For kindergarten/elementary school, middle school and high school students, excess lifetime cancer risks and non-cancer HQs were calculated for each exposure pathway and each age year separately. Estimated excess lifetime cancer risks from each age year were summed to represent the excess lifetime cancer risk for the whole exposure duration; that is 5 to < 11 years old for kindergarten/ elementary school students, 11 to < 14 years old for middle school students, 14 to < 18 years old for high school students, and 11 to < 18 years old for middle/high school students. The maximum HQ among different age years was selected to represent the HQ for the whole exposure duration; that is 5 years old for kindergarten/elementary school

students, 11 years old for middle school students, 14 years old for high school students, and 11 years old for middle/high school students. For teachers/staff, excess lifetime cancer risks and non-cancer HQs were calculated for the whole adult age group.

For both school receptors and hypothetical future on-site residents, the cumulative excess lifetime cancer risks were calculated by summing the cancer risks across all the individual carcinogenic COPCs, and the cumulative non-cancer hazard indices (HIs) were calculated by summing the HQs across all the individual COPCs.

It should be noted that the risk and hazard estimated in the HHSRE do not represent absolute estimates at the site, since generic and conservative assumptions for hypothetical future residential land use and conservative assumptions for school receptors were used. The goal of the PEA HHSRE was to ensure that no potential health hazard is overlooked; therefore, the screening evaluation's assumptions and default values are restricted to a reasonable maximum exposure (RME) scenario. Use of these conservative assumptions are likely to overestimate actual exposures and calculated risks.

E.1.5.1.1 Soil

E.1.5.1.1.1 School Scenario

The equations used to calculate the estimated excess lifetime cancer risks and non-cancer HQs for school receptors exposed to COPCs in soil through direct contact are presented in this section, which came from the OEHHA Schools Risk Screening Model. An example of the OEHHA Schools Risk Screening Model input and out is presented in Attachment C.

Ingestion of Outdoor Soil or Indoor Dust

The estimated excess lifetime cancer risks and non-cancer HQs for outdoor soil or indoor dust ingestion were calculated using the following equations:

$$Cancer\ Risk = EPC * IF_{ing} * \ CSF_{oral} * CF$$

$$HQ = EPC * IF_{ing} / \ RfD_{oral} \ * CF$$

Where:

EPC	=	Exposure point concentration, outdoor soil or indoor dust (microgram per kilogram [µg/kg])
IF_{ing}	=	Intake factor for outdoor soil or indoor dust ingestion (kg of soil/kg body weight/day)
CSF_{oral}	=	Oral cancer slope factor (mg/kg body weight/day)$^{-1}$
RfD_{oral}	=	Oral reference dose (mg/kg body weight/day)
CF	=	Conversion Factor (µg/mg)

Dermal Contact with Outdoor Soil or Indoor Dust

The estimated excess lifetime cancer risks and non-cancer HQs for dermal contact with outdoor soil or indoor dust were calculated using the following equations:

$$Cancer\ Risk = EPC * IF_{derm} * \ CSF_{oral} * ABS * CF$$

$$HQ = EPC * IF_{derm} * ABS / \ RfD_{oral} \ * CF$$

Where:

EPC	=	Exposure point concentration, outdoor soil or indoor dust (µg/kg)
IF_{derm}	=	Intake factor for dermal contact with outdoor soil or indoor dust (kg of soil/kg body weight/day)
CSF_{oral}	=	Oral cancer slope factor (mg/kg body weight/day)$^{-1}$
RfD_{oral}	=	Oral reference dose (mg/kg body weight/day)
ABS	=	Soil dermal absorption factor (unitless)
CF	=	Conversion Factor (µg/mg)

Soil dermal absorption factors (ABS) are presented in Table E.14.

Inhalation of Outdoor Soil or Indoor Dust Particulates

The estimated excess lifetime cancer risks and non-cancer HQs for inhalation of outdoor soil or indoor dust particulates were calculated using the following equations:

$$Cancer\ Risk = EPC * IF_{part.inh} * \ (IUR / BR_{assumed} * BW_{assumed}) \ / \mathrm{PEF}$$

$$HQ = EPC * IF_{part.inh} / \ (RfC_{inh} * BR_{assumed} / BW_{assumed}) / \mathrm{PEF}$$

Where:

EPC	=	Exposure point concentration, outdoor soil or indoor dust (µg/kg)
$IF_{part.inh}$	=	Intake factor for inhalation of outdoor soil or indoor dust particulates (m^3 of air/kg of body weight/day)
IUR	=	Inhalation unit risk (µg/m^3)$^{-1}$
RfC_{inh}	=	Inhalation reference concentration (µg/m^3)
$BR_{assumed}$	=	Breathing rate assumed with IUR (20 m^3/day)
$BW_{assumed}$	=	Body weight assumed with IUR (70 kg)
PEF	=	Particulate emission factor (cubic meter per kilogram [m^3/kg] of soil)

It is assumed that school receptors potentially may be exposed to airborne particulates on a daily basis at the site. Consistent with the OEHHA Schools Risk Screening Model (CalEPA 2010), a PEF of 5.6 x 10^8 m^3/kg was used to estimate airborne concentrations of a COPC from

corresponding outdoor soil or indoor dust concentrations for school receptors. This PEF reflects an airborne concentration of particulates of approximately 1.8 µg/m^3.

E.1.5.1.1.2 Residential Scenario

The excess lifetime cancer risks and non-cancer HQs for hypothetical future on-site residents exposed to COPCs in soil through direct contact were evaluated by directly comparing the soil EPCs with the DTSC-modified RSLs or the USEPA RSLs for residential soil using the following equations:

$$Cancer\ Risk = \frac{Soil\ EPC}{Residential\ Soil\ Cancer\ RSL} * 10^{-6}$$

$$HQ = \frac{Soil\ EPC}{Residential\ Soil\ Non-Cancer\ RSL}$$

E.1.5.1.2 Soil Vapor

The estimated excess lifetime cancer risks and non-cancer HQs for school receptors and hypothetical future on-site residents exposed to VOCs in soil vapor migrating to indoor and outdoor air were calculated using the following equations:

$$Cancer\ Risk = EPC * IF_{vapor.inh} * \ (IUR/BR_{assumed} * BW_{assumed})$$

$$HQ = EPC * IF_{vapor.inh} / \ (RfC_{inh} * BR_{assumed}/BW_{assumed})$$

Where:

EPC	=	Exposure point concentration, indoor or outdoor air (µg/m^3)
$IF_{part.inh}$	=	Intake factor for inhalation of vapors migrating from soil vapor to indoor or outdoor air (m^3 of air/kg of body weight/day)
IUR	=	Inhalation unit risk (µg/m^3)$^{-1}$
RfC_{inh}	=	Inhalation reference concentration (µg/m^3)
$BR_{assumed}$	=	Breathing rate assumed with IUR (20 m^3/day)
$BW_{assumed}$	=	Body weight assumed with IUR (70 kg)

E.1.5.1.3 Lead

In this HHSRE, to evaluate the potential adverse health effects resulting from exposure to lead in soil, especially the effects on blood lead concentrations, soil lead data were compared to the DTSC-modified RSL of 80 mg/kg for lead in residential soil for both residential and school scenarios.

E.1.5.2 Summary of Results

E.1.5.2.1 School Scenario

E.1.5.2.1.1 Soil

The estimated excess lifetime cancer risks and non-cancer HQs/HIs for exposure to soil through direct contact at each AOI are presented in Table E.15 for kindergarten/elementary school students, Table E.16 for middle/high school students, and Table E.17 for teachers/staff. No soil COPCs were detected at 0-2 feet bgs in AOI-3 (Electrical Transformer) in JCES and AOI-17 (Electrical Transformers) in MHS, and no soil COPCs were identified in the baseball field and softball field of AOI-14 in MHS. Therefore, cancer risk and non-cancer HI/HQ results were not calculated for these AOIs. As shown in Tables E.15 through E.17, the estimated excess lifetime cancer risks and non-cancer HIs for kindergarten/elementary school students, middle/high school students, and teachers/staff exposed to soil are below 1x 10^{-6} (the conservative end of the target risk range of 10^{-6} to 10^{-4}) and below the non-cancer HI of greater than one.

The school-wide estimated excess lifetime cancer risks and non-cancer HQs/HIs for exposure to soil through direct contact are presented in Table E.18 for kindergarten/elementary school students, Table E.19 for middle/high school students, and Table E.20 for teachers/staff at both JCES and MHS. As shown in Tables E.18 through E.20, the estimated excess lifetime cancer risks and non-cancer HIs for kindergarten/elementary school students, middle/high school students, and teachers/staff exposed to soil in both schools are below 1x 10^{-6} (the conservative end of the target risk range of 10^{-6} to 10^{-4}) and below the non-cancer HI of greater than one.

Therefore, COPCs in soil in JCES and MHS are not expected to result in significant adverse health effects to current and future students and teachers/staff through direct contact.

E.1.5.2.1.2 Soil Vapor

No VOCs were detected in soil vapor at JCES. Since no COPCs in soil vapor were identified at JCES, cancer risks and non-cancer HQ/HIs were not calculated. The estimated excess lifetime cancer risks and non-cancer HQs/HIs for exposure to soil vapor migrating to outdoor air at MHS are presented in Table E.21 for middle/high school students and Table E.22 for teachers/staff. As shown in Tables E.21 and E.22, the estimated excess lifetime cancer risks and non-cancer HIs for middle/high school students and teachers/staff exposed to soil vapor migrating to outdoor air over both AOI-9 and AOI-12 are below 1x 10^{-6} (the conservative end of the target risk range of 10^{-6} to 10^{-4}) and below the non-cancer HI of greater than one.

There are no current school buildings over the areas of soil vapor investigation. Assuming that future buildings could be constructed in these areas, the estimated excess lifetime cancer risks and non-cancer HQs/HIs for exposure to soil vapor migrating to indoor air at MHS are presented in Table E.23 for future middle/high school students and Table E.24 for future teachers/staff. As shown in Tables E.23 and E.24, the estimated excess lifetime cancer risks and non-cancer HIs for future middle/high school students and teachers/staff exposed to soil vapor migrating to indoor air over both AOI-9 and AOI-12 are at or below 1x 10^{-6} (the conservative end of the target risk range of 10^{-6} to 10^{-4}) and below the non-cancer HI of greater than one.

Therefore, COPCs in soil vapor in both AOI-9 and AOI-12 at MHS are not expected to result in significant adverse health effects to current and future students and teachers/staff through vapor migration pathways.

E.1.5.2.2 Residential Scenario

E.1.5.2.2.1 Soil

The estimated excess lifetime cancer risks and non-cancer HQs/HIs for hypothetical future on-site residents exposed to soil through direct contact are presented in Table E.25. No soil COPCs were detected at 0-10 feet bgs in AOI-3 (Electrical Transformer) in JCES as well as AOI-9 (Bus Barn) and AOI-17 (Electrical Transformers) in MHS, and no soil COPCs were identified in the baseball field and softball field of AOI-14 in MHS; therefore, cancer risk and non-cancer HI/HQ results were not calculated for these AOIs. As shown in Tables E.25, by using the maximum detected concentration as soil EPCs, the estimated excess lifetime cancer risks and non-cancer HIs for hypothetical future on-site residents exposed to soil in all of the AOIs are below 1x 10^{-6} (the conservative end of the target risk range of 10^{-6} to 10^{-4}) and below the non-cancer HI of greater than one, except for AOI-1 and AOI-2 in JCES as well as AOI-5 and AOI-7 in MHS. The cancer risk and non-cancer HI/HQ results for these four AOIs are discussed in details below:

- AOI-1 (Buildings constructed prior to 1981) in JCES: By using the maximum detected concentration as soil EPCs, the estimated excess lifetime cancer risk (4 x 10^{-6}) for hypothetical future on-site residents is near the low end of the NCP risk range (10^{-6} to 10^{-4}), and the estimated non-cancer HI (0.4) for hypothetical future on-site residents is below the non-cancer HI of greater than one. The major chemical contributors to the cancer risk are chlordane (total) and PCB Aroclor 1260.
  - The soil EPC for chlordane (total) (the maximum concentration detected of 2,600 µg/kg) was detected at ground surface at JC-SB-39 in a planter box between Buildings B and C, and it is the only sample in AOI-1 exceeding the residential soil RSL of 1,800 µg/kg. Thirty soil samples (at both ground surface and 1.5 feet bgs, JC-SB-28 through JC-SB-42) were collected in the same planter box, and chlordane (total) was detected in five samples. The 95% UCL on the mean concentration of all the 30 soil samples in the planter box is 311 µg/kg, which is well below the RSL.
  - The soil EPC for PCB Aroclor 1260 (the maximum concentration detected of 250 µg/kg) was detected at ground surface at JC-SB-13 in a planter box containing bushes along the side of Building D, which is slightly above the residential soil RSL of 240 µg/kg. PCB Aroclor 1260 was not detected in the other nine soil samples (at both ground surface and 1.5 feet bgs, JC-SB-9 through JC-SB-13) collected in the same planter box or any other area in AOI-1. A 95% UCL could not be calculated for this area due to the limited detections, but using the only one detected concentration as the soil EPC for PCB Aroclor 1260 in the risk calculation is overly conservative.
  - The excess lifetime cancer risk and non-cancer HI for hypothetical future on-site residents exposed to soil COPCs in AOI-1 were recalculated using the modified EPC for chlordane (total). As shown in Table E.25, the refined excess lifetime cancer risk of 2 x 10^{-6} is near

the low end of the NCP risk range (10^{-6} to 10^{-4}). As noted above, this is a conservative estimate as all but one of the Aroclor 1260 samples were nondetect.

- AOI-2 (Septic Systems) in JCES: By using the maximum detected concentration as soil EPCs, the estimated excess lifetime cancer risk (7×10^{-8}) for hypothetical future on-site residents is below 1×10^{-6} (the conservative end of the target risk range of 10^{-6} to 10^{-4}). The estimated non-cancer HI (3) for hypothetical future on-site residents is above the non-cancer HI of greater than one. The major chemical contributors to the non-cancer HI are cadmium and cobalt. The non-cancer HQ from cadmium alone (2) is above the threshold.
  - The soil EPC for cadmium (the maximum detection of 7,200 µg/kg) was detected at 4.5 feet bgs at JC-SB-59, while the cadmium concentrations detected at other locations in AOI-2 ranged from 1,200 µg/kg to 2,800 µg/kg compared to the residential soil RSL of 4,580 µg/kg. Excluding this maximum concentration (7,200 µg/kg), the cadmium concentrations detected at JECS ranged from 950 µg/kg to 4,200 µg/kg. Due to the depth of the sample (4.5 feet bgs) and the lower concentration range of other samples collected at the same AOI and school, this maximum concentration (7,200 µg/kg) is not likely to present a health concern for a residential scenario.
  - Similarly, the soil EPC for cobalt (the maximum detected concentration of 22,000 µg/kg) was detected at 9.5 feet bgs at JC-SB-60, which is the only concentration above the site maximum background (21,000 µg/kg) in AOI-2. The cobalt concentrations detected at other locations in AOI-2 ranged from 11,000 µg/kg to 20,000 µg/kg. Excluding this maximum concentration (22,000 µg/kg), the cobalt concentrations detected at JECS ranged from 1,300 µg/kg to 20,000 µg/kg. Due to the depth of the sample (9.5 feet bgs) and the lower concentration range of other samples collected at the same AOI and school, this maximum concentration (22,000 µg/kg) is not likely to present a health concern for a residential scenario.
  - For screening purposes, the non-cancer HI was first calculated by summing the HQs from all the COPCs regardless of target organ. Based on the DTSC PEA Guidance Manual (CalEPA 2013), when the non-cancer HI is greater than 1, the HI should be segregated by only summing the HQs for chemicals affecting the same target organ. Based on the USEPA Integrated Risk Information System (IRIS), the target organ for cadmium is the kidney, while based on Provisional Peer Reviewed Toxicity Values (PPRTV), the target organ for cobalt is the thyroid.
- AOI-5 (Buildings constructed prior to 1981) in MHS: By using the maximum detected concentration as soil EPCs, the estimated excess lifetime cancer risk (4×10^{-6}) for hypothetical future on-site residents is near the low end of the NCP risk range (10^{-6} to 10^{-4}), and the estimated non-cancer HI (0.8) for hypothetical future on-site residents is below the non-cancer HI of greater than one. The major chemical contributor to the cancer risk is PCB Aroclor 1254. The estimated cancer risk from PCB Aroclor 1254 alone is 3×10^{-6}.
  - The soil EPC for PCB Aroclor 1254 (the maximum detected concentration of 800 µg/kg) was detected at ground surface at MH-SB-114 located in the Building G Area, where the excavation activities were conducted during December 2014 by removing the two surface soil samples (MH-SB-76 and MH-SB-118) with PCB Aroclor 1254 above 1,000 µg/kg. The 95% UCL on the mean concentration of the 36 soil samples in the Building G Area (at

both ground surface and 1.5 feet bgs, MH-SB-10, MH-SB-11, MH-SB-13, MH-SB-14, MH-SB-76, MH-SB-77, MH-SB-79, and MH-SB-114 through JC-SB-124) after excavation is 231 µg/kg.

  - The excess lifetime cancer risk and non-cancer HI for hypothetical future on-site residents exposed to soil COPCs in AOI-5 were recalculated using the above modified EPC for PCB Aroclor 1254 in the Area G portion of AOI-5. As shown in Table E.25, the refined excess lifetime cancer risk of 2 x 10^{-6} is near the low end of the NCP risk range (10^{-6} to 10^{-4}).
  - Please note as specified in the Removal Action Work Plan (RAW), for the after excavation residential scenario, the estimated excess lifetime cancer risk in the Building G Area for hypothetical future on-site residents was 1x10^{-6}, which was lower than the excess lifetime cancer risk of 2 x 10^{-6} for all of AOI-5 calculated in this HHSRE. That is because the cancer risk for AOI-5 was conservatively calculated based on the maximum concentrations of all the five chemicals (chlordane [total], 4,4'-DDE, 4,4'-DDT, Aroclor 1254, and Aroclor 1260) detected in AOI-5 regardless of location, while in the Building G Area, 4,4'-DDT and Aroclor 1260 were never detected, and chlordane (total) and 4,4'-DDE were detected at lower concentrations.

- AOI-7 (Open areas around and in between older buildings within AOI-5) in MHS: By using the maximum detected concentration as soil EPCs, the estimated excess lifetime cancer risk (1 x 10^{-7}) for hypothetical future on-site residents is below 1 x 10^{-6} (the conservative end of the target risk range of 10^{-6} to 10^{-4}). The estimated non-cancer HI (2) for hypothetical future on-site residents is above the non-cancer HI of greater than one. The major chemical contributor to the non-cancer HI is cadmium.
  - The soil EPC for cadmium (a maximum concentration of 5,700 µg/kg) was detected at 1.5 feet bgs at MH-SB-23 near building F, and it is the only sample in AOI-7 exceeding the residential soil RSL of 4,580 µg/kg. The other seven soil samples (at both ground surface and 1.5 feet bgs, MH-SB-22 through MH-SB-25) were collected in the same area, and the 95% UCL on the mean concentration of all eight soil samples collected near Building F is 3,592 µg/kg.
  - The excess lifetime cancer risk and non-cancer HI for hypothetical future on-site residents exposed to soil COPCs in AOI-7 were recalculated using the modified EPC of 3,592 µg/kg for cadmium. As shown in Table E.25, the refined non-cancer HI (1) is below the non-cancer HI of greater than one.

In summary, COPCs in soil in JCES and MHS are not expected to result in significant adverse health effects to hypothetical future on-site residents through direct contact with soil.

E.1.5.2.2.2 Soil Vapor

As shown in Table E.26, the estimated excess lifetime cancer risks and non-cancer HIs for hypothetical future on-site residents exposed to soil vapor migrating to outdoor air over both AOI-9 and AOI-12 are below 1x 10^{-6} (the conservative end of the target risk range of 10^{-6} to 10^{-4}) and below the non-cancer HI of greater than one.

The estimated excess lifetime cancer risks and non-cancer HQs/HIs for hypothetical future on-site residents exposed to soil vapor migrating to indoor air are presented in Table E.27,

assuming that future buildings would be constructed in AOI-9 or AOI-12. The estimated excess lifetime cancer risks and non-cancer HIs in AOI-12 are at or below 1x 10^{-6} (the conservative end of the target risk range of 10^{-6} to 10^{-4}) and below the non-cancer HI of greater than one.

In AOI-9, no VOCs were detected at 10 or 15 feet bgs. At five feet bgs, the estimated excess lifetime cancer risk (2 x 10^{-5}) based on the maximum soil vapor concentrations is above 1 x 10^{-6} but within the NCP risk range (1 x 10^{-6} to 1 x 10^{-4}), and the major chemical contributors are benzene, ethylbenzene and naphthalene at MH-SV-2 and MH-SV-4. The estimated non-cancer HI (2) based on the maximum soil vapor concentrations is above the non-cancer HI of greater than one, and the major chemical contributors are 1,2,4-trimethylbenzene and xylenes at MH-SV-2. At 20 feet bgs, the estimated excess lifetime cancer risk (6 x 10^{-5}) based on the maximum soil vapor concentrations is above 1 x 10^{-6} but within the NCP risk range (1 x 10^{-6} to 1 x 10^{-4}), and the major chemical contributors are benzene, ethylbenzene and naphthalene at MH-SV-2 and MH-SV-4. The estimated non-cancer HI (3) based on the maximum soil vapor concentrations is above the non-cancer HI of greater than one, and the major chemical contributors are xylenes, 1,2,4-trimethylbenzene and toluene at MH-SV-2.

AOI-9 (Bus Barn) historically contained two 10,000 gallon USTs. The major chemicals of concern in this area are petroleum hydrocarbon related compounds that generally degrade over time, assuming the source has been removed, as has been done in this instance. Because the school property will continue in its current use into the foreseeable future (i.e., remain a school), and due to the expectation that residual concentrations in AOI-9 (Bus Barn) will continue to decline, this single area is unlikely to represent a significant risk in the future. If land use changes to residential in the future, this area may be re-evaluated at that time.

E.1.5.2.3 Lead

In this HHSRE, to evaluate the potential adverse health effects resulting from exposure to lead in soil, especially the effects on blood lead concentrations, soil lead data were conservatively compared to the DTSC-modified RSL of 80 mg/kg for lead in residential soil for both residential and school scenarios.

Among the 268 soil samples collected at 0-10 feet in JCES and MHS, only one sample at ground surface at JC-SB-13 in AOI-1 in JCES (89 mg/kg) and one sample at 1.5 feet bgs at MH-SB-93 in AOI-5 in MHS (170 mg/kg) are above the DTSC-modified RSL of 80 mg/kg for lead in residential soil (CalEPA 2014).

JC-SB-13 is located in a planter box containing bushes along the side of Building D. The lead concentration in the other nine soil samples (at both ground surface and 1.5 feet bgs, JC-SB-9 through JC-SB-13) collected in the same planter box ranged from non-detect to 23 mg/kg. The 95% UCL on the mean concentration of the five surface soil samples in the planter box is 58 mg/kg, while the 95% UCL on the mean concentration of the ten soil samples at both depths in the planter box is 55 mg/kg, both of which are below the DTSC-modified RSL of 80 mg/kg for lead in residential soil.

MH-SB-93 is located in a planter box at the northeast corner of Building H. The lead concentration in the surface soil at MH-SB-93 is 47 mg/kg. Due to the lead detect of 170 mg/kg

at 1.5 feet bgs, step out sampling for lead was conducted within the planter box. The soil lead concentrations in the step out samples (at both ground surface and 1.5 feet bgs) ranged from 8.1 mg/kg to 49 mg/kg indicating that the 170 mg/kg was not representative of the soils in the planter box. Because of the low detections in the step out soil samples and the limited accessibility and duration of potential exposures in the planter box, lead in soil is not expected to result in significant adverse health effects to hypothetical future on-site residents, students, and teachers/staff through direct contact with soil at the site.

E.1.5.2.4 Uncertainties in Risk Assessments

The USEPA (1989) notes that the conservative assumptions used in risk assessments are intended to assure that the estimated risks do not underestimate the actual risks posed by a site and that the estimated risks do not necessarily represent actual risks experienced by population at or near a site. By using standardized conservative assumptions in a risk assessment, USEPA further states that:

> *"These values are upper-bound estimates of excess cancer risk potentially arising from lifetime exposure to the chemical in question. A number of assumptions have been made in the derivation of these values, many of which are likely to over-estimate exposure and toxicity. The actual incidence of cancer is likely to be lower than these estimates and may be zero."*

The HHSRE was based primarily on a series of conservative assumptions. The use of conservative assumptions tends to produce upper-bound estimates of risk. Although it is difficult to quantify the uncertainties associated with all the assumptions used in this assessment, the use of conservative assumptions is likely to result in a substantial overestimate of exposure, and hence, risk.

E.1.5.2.5 Conclusions

The objective of the HHSRE was to evaluate potential health risks to current/future school receptors (students and teachers/staff) and hypothetical future on-site residents due to exposure to chemicals detected in soil and soil vapor at the site.

Result summaries for the school receptors are presented in Table E.28 for soil and Table E.29 for soil vapor. Based on this site-wide HHSRE, no significant risks due to exposure to chemicals in soil (direct contact) and soil vapor (vapor migration) are expected for the current or future school students and teachers/staff.

Similarly, based on this site-wide HHSRE, no significant risks due to exposure to chemicals in soil (direct contact) or soil vapor (vapor migration) are expected for hypothetical future on-site residents in all AOIs, except AOI-9 (Bus Barn). If land use in AOI-9 (Bus Barn) should ever change to residential in the future, soil vapor adjacent to the former USTs may need to be re-evaluated at that time.

E.2 References

California Environmental Protection Agency (CalEPA). 1997. Selecting Inorganic Constituents as Chemicals of Potential Concern at Risks Assessment at Hazardous Waste Sites and Permitted Facilities. Final Policy. Human and Ecological Risk Division, Department of Toxic Substances Control. February.

CalEPA. 2004. Guidance for School Site Risk Assessment Pursuant to Health and Safety Code Section 901(f): Guidance for Assessing Exposures and Health Risks at Existing and Proposed School Sites. Final Report. Office of Environmental Health Hazard Assessment. February.

CalEPA. 2005. Human-Exposure-Based Screening Numbers Developed to Aid Estimation of Cleanup Costs for Contaminated Soil. January.

CalEPA. 2007. Development of Health Criteria for School Site Risk Assessment Pursuant to Health and Safety Code Section 901(g): Child-Specific Benchmark Change in Blood Lead concentration for School Site Risk Assessment. April.

CalEPA. 2010. Schools Risk Screening Model. March.

CalEPA. 2011. Department of Toxic Substances Control. Final Guidance for the Evaluation and Mitigation of Subsurface Vapor Intrusion to Indoor Air (Vapor Intrusion Guidance). October.

CalEPA. 2013. Preliminary Endangerment Assessment Guidance Manual. Interim Final, Revised October.

CalEPA. 2014. Human Health Risk Assessment (HHRA) Note Number 3, Issue: DTSC recommended methodology for use of U.S. EPA Regional Screening Levels (RSLs) in the Human Health Risk Assessment process at hazardous waste sites and permitted facilities. July.

Code of Federal Regulations (CFR). Title 40, Environmental Protection Agency (EPA). Part 300, National Oil and Hazardous Substances Pollution Contingency Plan. (40 CFR § 300).

Chernoff G, Bosan W, Oudiz D. 2008. Determination of a Southern California Regional Background Arsenic Concentration in Soil.

Johnson, P.C. and R.A. Ettinger. 1991. Heuristic Model for Predicting the Intrusion Rate of Contaminant Vapors into Buildings. Environ. Sci. Technol. 25:1445-1452.

United States Environmental Protection Agency (USEPA). 1989. Risk Assessment Guidance for Superfund Human Health Risk Assessment: USEPA Region IX Recommendations (Interim Final). San Francisco, CA. December.

USEPA. 1991. Risk Assessment Guidance for Superfund. Volume I: Human Health Evaluation Manual (Part B: Development of Risk-Based Preliminary Remediation Goals). Office of Emergency and Remedial Response. Publication 9285.7-01B. December.

USEPA. 2002. Supplemental Guidance for Developing Soil Screening Levels for Superfund Sites. Office of Solid Waste and Emergency Response. OSWER 9355.4-24. December.

USEPA. 2004. User's Guide for Evaluating Subsurface Vapor Intrusion into Buildings. Prepared by Environmental Quality Management, Inc. Prepared for Industrial Economics Incorporated. EPA Contract No. 68-W-01-058. Office of Emergency and Remedial Response. February.

USEPA. 2011. Exposure Factors Handbook: 2011 Edition. EPA/ 600/ R-090/052F, September.

USEPA. 2015. Regional Screening Levels (RSLs). January. http://www.epa.gov/region9/superfund/prg/

Tables

Table E.1
Exposure Assumptions for Kindergarten/Elementary School Students
Juan Cabrillo Elementary School and Malibu Middle/High School
Malibu, California

Exposure Factor	Units	Symbol	Student (Age 5)	Student (Age 6)	Student (Age 7)	Student (Age 8)	Student (Age 9)	Student (Age 10)
Population-Specific Exposure Assumptions								
Exposure Time, Outdoor	hr/day	ET_O	2.0	2.0	2.0	2.0	2.0	2.0
Exposure Time, Indoor	hr/day	ET_I	7.4	7.4	7.4	7.4	7.4	7.4
Fraction of Time Outdoor at School During Waking Hours	unitless	F_O	0.13	0.13	0.13	0.13	0.13	0.13
Fraction of Time Indoor at School During Waking Hours	unitless	F_I	0.46	0.46	0.46	0.46	0.46	0.46
Exposure Frequency	days/year	EF	250	250	250	250	250	250
Exposure Duration	years	ED	1.0	1.0	1.0	1.0	1.0	1.0
Body Weight	kg_{BW}	BW	21	24	27	30	34	39
Averaging Time for Cancinogens	days	AT_c	25,550	25,550	25,550	25,550	25,550	25,550
Averaging Time for Noncarcinogens	days	AT_{nc}	365	365	365	365	365	365
Soil/Dust Ingestion								
Soil/Dust Ingestion Rate	mg_{soil}/day	$IR_{S/D}$	200	200	100	100	100	100
Conversion Factor	kg_{soil}/mg_{soil}	CF	1E-06	1.0E-06	1.0E-06	1.0E-06	1.0E-06	1.0E-06
Intake Factor for Outdoor Soil Ingestion, cancer	kg_{soil}/kg_{BW}/day	$IF_{soil.ing\_c}$	1.2E-08	1.0E-08	4.6E-09	4.1E-09	3.6E-09	3.2E-09
Intake Factor for Outdoor Soil Ingestion, noncancer	kg_{soil}/kg_{BW}/day	$IF_{soil.ing\_nc}$	8.1E-07	7.2E-07	3.2E-07	2.9E-07	2.5E-07	2.2E-07
Intake Factor for Indoor Dust Ingestion, cancer	kg_{soil}/kg_{BW}/day	$IF_{dust.ing\_c}$	4.3E-08	3.8E-08	1.7E-08	1.5E-08	1.3E-08	1.2E-08
Intake Factor for Indoor Dust Ingestion, noncancer	kg_{soil}/kg_{BW}/day	$IF_{dust.ing\_nc}$	3.0E-06	2.7E-06	1.2E-06	1.1E-06	9.4E-07	8.2E-07
Soil/Dust Dermal Contact								
Skin Surface Area for Soil Contact	cm^2/day	SA	7,860	8,545	9,265	10,000	10,650	11,750
Fraction of Skin Surface Area, Head	unitless	F_{head}	0.135	0.131	0.13	0.12	0.12	0.11
Adherence Factor, Head	mg_{soil}/cm^2	AF_{head}	0.020	0.020	0.020	0.020	0.020	0.020
Fraction of Skin Surface Area, Hands	unitless	F_{hand}	0.052	0.047	0.049	0.051	0.053	0.053
Adherence Factor, Hands	mg_{soil}/cm^2	AF_{hand}	0.092	0.092	0.092	0.092	0.092	0.092
Fraction of Skin Surface Area, Arms	unitless	F_{arm}	0.14	0.13	0.13	0.13	0.12	0.13
Adherence Factor, Arms	mg_{soil}/cm^2	AF	0.023	0.023	0.023	0.023	0.023	0.023
Fraction of Skin Surface Area, Legs	unitless	F_{leg}	0.27	0.27	0.28	0.28	0.29	0.29
Adherence Factor, Legs	mg_{soil}/cm^2	AF_{leg}	0.020	0.020	0.020	0.020	0.020	0.020
Fraction of Skin Surface Area, Trunk	unitless	F_{trunk}	0.33	0.35	0.35	0.35	0.34	0.34
Adherence Factor, Trunk	mg_{soil}/cm^2	AF_{trunk}	0.020	0.020	0.020	0.020	0.020	0.020

Table E.1
Exposure Assumptions for Kindergarten/Elementary School Students
Juan Cabrillo Elementary School and Malibu Middle/High School
Malibu, California

Exposure Factor	Units	Symbol	Student (Age 5)	Student (Age 6)	Student (Age 7)	Student (Age 8)	Student (Age 9)	Student (Age 10)
Fraction of Skin Surface Area, Feet	unitless	F_{feet}	0.071	0.069	0.071	0.074	0.076	0.074
Adherence Factor, Feet	mg_{soil}/cm^2	AF_{feet}	0.065	0.065	0.065	0.065	0.065	0.065
Conversion Factor	kg_{soil}/mg_{soil}	CF	1.0E-06	1.0E-06	1.0E-06	1.0E-06	1.0E-06	1.0E-06
Intake Factor for Outdoor Soil Dermal Contact, cancer	kg_{soil}/kg_{BW}/day	$IF_{soil.derm\_c}$	1.2E-08	1.2E-08	1.1E-08	1.1E-08	1.0E-08	1.0E-08
Intake Factor for Outdoor Soil Dermal Contact, noncancer	kg_{soil}/kg_{BW}/day	$IF_{soil.derm\_nc}$	8.6E-07	8.2E-07	8.0E-07	7.8E-07	7.3E-07	7.1E-07
Intake Factor for Indoor Dust Dermal Contact, cancer	kg_{soil}/kg_{BW}/day	$IF_{dust.derm\_c}$	4.5E-08	4.3E-08	4.2E-08	4.1E-08	3.9E-08	3.7E-08
Intake Factor for Indoor Dust Dermal Contact, noncancer	kg_{soil}/kg_{BW}/day	$IF_{dust.derm\_nc}$	3.2E-06	3.0E-06	3.0E-06	2.9E-06	2.7E-06	2.6E-06
Inhalation of Soil/Dust Particulates								
Breathing Rate, Outdoor	m^3/kg_{BW}/hr	BR_O	0.045	0.045	0.045	0.045	0.045	0.045
Breathing Rate, Indoor	m^3/kg_{BW}-hr	BR_I	0.027	0.018	0.018	0.018	0.018	0.018
Particulate Emission Factor	m^3/kg_{soil}	PEF	5.6E+08	5.6E+08	5.6E+08	5.6E+08	5.6E+08	5.6E+08
Intake Factor for Outdoor Soil Particulate Inhalation, cancer	m^3/kg_{BW}/day	$IF_{soil.part.inh\_c}$	8.8E-04	8.8E-04	8.8E-04	8.8E-04	8.8E-04	8.8E-04
Intake Factor for Outdoor Soil Particulate Inhalation, noncancer	m^3/kg_{BW}/day	$IF_{soil.part.inh\_nc}$	6.2E-02	6.2E-02	6.2E-02	6.2E-02	6.2E-02	6.2E-02
Intake Factor for Indoor Dust Particulate Inhalation, cancer	m^3/kg_{BW}/day	$IF_{dust.part.inh\_c}$	2.0E-03	1.3E-03	1.3E-03	1.3E-03	1.3E-03	1.3E-03
Intake Factor for Indoor Dust Particulate Inhalation, noncancer	m^3/kg_{BW}/day	$IF_{dust.part.inh\_nc}$	1.4E-01	9.1E-02	9.1E-02	9.1E-02	9.1E-02	9.1E-02
Inhalation of Vapors Migrating from Soil Gas to Indoor Air								
Intake Factor for Indoor Vapor Inhalation, cancer	m^3/kg_{BW}/day	$IF_{IA.vapor.inh\_c}$	2.0E-03	1.3E-03	1.3E-03	1.3E-03	1.3E-03	1.3E-03
Intake Factor for Indoor Vapor Inhalation, noncancer	m^3/kg_{BW}/day	$IF_{IA.vapor.inh\_nc}$	1.4E-01	9.1E-02	9.1E-02	9.1E-02	9.1E-02	9.1E-02
Inhalation of Vapors Migrating from Soil Gas to Outdoor Air								
Intake Factor for Outdoor Vapor Inhalation, cancer	m^3/kg_{BW}/day	$IF_{OA.vapor.inh\_c}$	8.8E-04	8.8E-04	8.8E-04	8.8E-04	8.8E-04	8.8E-04
Intake Factor for Outdoor Vapor Inhalation, noncancer	m^3/kg_{BW}/day	$IF_{OA.vapor.inh\_nc}$	6.2E-02	6.2E-02	6.2E-02	6.2E-02	6.2E-02	6.2E-02

Notes:

cm^2/day = square centimeter per day

hr/day = hour per day

kg_{BW} = kilogram of body weight

kg_{soil}/kg_{BW}/day = kilogram of soil per kilogram of body weight per day

kg_{soil}/mg_{soil} = kilogram of soil per milligram of soil

Source:

California Environmental Protection Agency (Cal/EPA). 2010. Schools Risk Screening Model. March.

Table E.2 Fraction of Time Indoor at School During Waking Hours
Juan Cabrillo Elementary School and Malibu Middle/High School
Malibu, California

Exposure Factor	Units	Symbol	Teacher /Staff	Student (Age 11)	Student (Age 12)	Student (Age 13)	Student (Age 14)	Student (Age 15)	Student (Age 16)	Student (Age 17)
Population-Specific Exposure Assumptions										
Exposure Time, Outdoor	hr/day	ET_O	1.8	2.0	1.8	1.8	1.8	1.8	1.8	1.8
Exposure Time, Indoor	hr/day	ET_I	8.0	7.4	7.5	7.5	7.5	7.5	7.5	7.5
Fraction of Time Outdoor at School During Waking Hours	unitless	F_O	0.11	0.13	0.11	0.11	0.11	0.11	0.11	0.11
Fraction of Time Indoor at School During Waking Hours	unitless	F_I	0.50	0.46	0.47	0.47	0.47	0.47	0.47	0.47
Exposure Frequency	days/year	EF	250	250	250	250	250	250	250	250
Exposure Duration	years	ED	25	1.0	1.0	1.0	1.0	1.0	1.0	1.0
Body Weight	kg_{BW}	BW	72	43	48	53	57	60	63	64
Averaging Time for Cancinogens	days	AT_c	25,550	25,550	25,550	25,550	25,550	25,550	25,550	25,550
Averaging Time for Noncarcinogens	days	AT_{nc}	9,125	365	365	365	365	365	365	365
Soil/Dust Ingestion										
Soil/Dust Ingestion Rate	mg_{soil}/day	$IR_{S/D}$	100	100	100	100	100	100	100	100
Conversion Factor	kg_{soil}/mg_{soil}	CF	1.0E-06	1.0E-06	1.0E-06	1.0E-06	1.0E-06	1.0E-06	1.0E-06	1.0E-06
Intake Factor for Outdoor Soil Ingestion, cancer	kg_{soil}/kg_{BW}/day	$IF_{soil.ing\_c}$	3.7E-08	2.8E-09	2.2E-09	2.0E-09	1.9E-09	1.8E-09	1.7E-09	1.7E-09
Intake Factor for Outdoor Soil Ingestion, noncancer	kg_{soil}/kg_{BW}/day	$IF_{soil.ing\_nc}$	1.0E-07	2.0E-07	1.6E-07	1.4E-07	1.3E-07	1.2E-07	1.2E-07	1.2E-07
Intake Factor for Indoor Dust Ingestion, cancer	kg_{soil}/kg_{BW}/day	$IF_{dust.ing\_c}$	1.7E-07	1.0E-08	9.6E-09	8.6E-09	8.0E-09	7.6E-09	7.3E-09	7.1E-09
Intake Factor for Indoor Dust Ingestion, noncancer	kg_{soil}/kg_{BW}/day	$IF_{dust.ing\_nc}$	4.8E-07	7.3E-07	6.7E-07	6.0E-07	5.6E-07	5.3E-07	5.1E-07	5.0E-07
Soil/Dust Dermal Contact										
Skin Surface Area for Soil Contact	cm^2/day	SA	17,150	12,650	13,700	14,750	15,800	16,350	16,800	17,150
Fraction of Skin Surface Area, Head	unitless	F_{head}	0.076	0.098	0.087	0.10	0.093	0.086	0.080	0.076
Adherence Factor, Head	mg_{soil}/cm^2	AF_{head}	0.020	0.020	0.020	0.020	0.020	0.020	0.020	0.020
Fraction of Skin Surface Area, Hands	unitless	F_{hand}	0.051	0.054	0.054	0.051	0.053	0.055	0.057	0.051
Adherence Factor, Hands	mg_{soil}/cm^2	AF_{hand}	0.092	0.092	0.092	0.092	0.092	0.092	0.092	0.092
Fraction of Skin Surface Area, Arms	unitless	F_{arm}	0.18	0.13	0.14	0.12	0.12	0.13	0.13	0.18
Adherence Factor, Arms	mg_{soil}/cm^2	AF	0.023	0.023	0.023	0.023	0.023	0.023	0.023	0.023
Fraction of Skin Surface Area, Legs	unitless	F_{leg}	0.31	0.30	0.31	0.32	0.33	0.33	0.34	0.31
Adherence Factor, Legs	mg_{soil}/cm^2	AF_{leg}	0.020	0.020	0.020	0.020	0.020	0.020	0.020	0.020
Fraction of Skin Surface Area, Trunk	unitless	F_{trunk}	0.32	0.35	0.35	0.33	0.33	0.33	0.33	0.32
Adherence Factor, Trunk	mg_{soil}/cm^2	AF_{trunk}	0.020	0.020	0.020	0.020	0.020	0.020	0.020	0.020
Fraction of Skin Surface Area, Feet	unitless	F_{feet}	0.073	0.072	0.070	0.080	0.077	0.073	0.069	0.073
Adherence Factor, Feet	mg_{soil}/cm^2	AF_{feet}	0.065	0.065	0.065	0.065	0.065	0.065	0.065	0.065
Conversion Factor	kg_{soil}/mg_{soil}	CF	1.0E-06	1.0E-06	1.0E-06	1.0E-06	1.0E-06	1.0E-06	1.0E-06	1.0E-06
Intake Factor for Outdoor Soil Dermal Contact, cancer	kg_{soil}/kg_{BW}/day	$IF_{soil.derm\_c}$	1.7E-07	9.7E-09	8.3E-09	8.1E-09	8.1E-09	7.9E-09	7.8E-09	7.8E-09
Intake Factor for Outdoor Soil Dermal Contact, noncancer	kg_{soil}/kg_{BW}/day	$IF_{soil.derm\_nc}$	4.9E-07	6.8E-07	5.8E-07	5.7E-07	5.6E-07	5.5E-07	5.4E-07	5.4E-07
Intake Factor for Indoor Dust Dermal Contact, cancer	kg_{soil}/kg_{BW}/day	$IF_{dust.derm\_c}$	7.9E-07	3.6E-08	3.6E-08	3.5E-08	3.5E-08	3.4E-08	3.3E-08	3.3E-08
Intake Factor for Indoor Dust Dermal Contact, noncancer	kg_{soil}/kg_{BW}/day	$IF_{dust.derm\_nc}$	2.2E-06	2.5E-06	2.5E-06	2.4E-06	2.4E-06	2.4E-06	2.3E-06	2.3E-06

Table E.2 Fraction of Time Indoor at School During Waking Hours
Juan Cabrillo Elementary School and Malibu Middle/High School
Malibu, California

Exposure Factor	Units	Symbol	Teacher /Staff	Student (Age 11)	Student (Age 12)	Student (Age 13)	Student (Age 14)	Student (Age 15)	Student (Age 16)	Student (Age 17)
Inhalation of Soil/Dust Particulates										
Breathing Rate, Outdoor	$m^3/kg_{BW}/hr$	BR_O	0.045	0.045	0.045	0.045	0.045	0.045	0.045	0.045
Breathing Rate, Indoor	m^3/kg_{BW}-hr	BR_I	0.018	0.018	0.018	0.018	0.018	0.018	0.018	0.018
Particulate Emission Factor	m^3/kg_{soil}	PEF	5.6E+08	5.6E+08	5.6E+08	5.6E+08	5.6E+08	5.6E+08	5.6E+08	5.6E+08
Intake Factor for Outdoor Soil Particulate Inhalation, cancer	m^3/kg_{BW}/day	$IF_{soil.part.inh\_c}$	1.9E-02	8.8E-04	7.7E-04	7.7E-04	7.7E-04	7.7E-04	7.7E-04	7.7E-04
Intake Factor for Outdoor Soil Particulate Inhalation, noncancer	m^3/kg_{BW}/day	$IF_{soil.part.inh\_nc}$	5.4E-02	6.2E-02	5.4E-02	5.4E-02	5.4E-02	5.4E-02	5.4E-02	5.4E-02
Intake Factor for Indoor Dust Particulate Inhalation, cancer	m^3/kg_{BW}/day	$IF_{dust.part.inh\_c}$	3.5E-02	1.3E-03	1.3E-03	1.3E-03	1.3E-03	1.3E-03	1.3E-03	1.3E-03
Intake Factor for Indoor Dust Particulate Inhalation, noncancer	m^3/kg_{BW}/day	$IF_{dust.part.inh\_nc}$	9.9E-02	9.1E-02	9.2E-02	9.2E-02	9.2E-02	9.2E-02	9.2E-02	9.2E-02
Inhalation of Vapors Migrating from Soil Vapor to Indoor Air										
Intake Factor for Indoor Vapor Inhalation, cancer	m^3/kg_{BW}/day	$IF_{IA.vapor.inh\_c}$	3.5E-02	1.3E-03	1.3E-03	1.3E-03	1.3E-03	1.3E-03	1.3E-03	1.3E-03
Intake Factor for Indoor Vapor Inhalation, noncancer	m^3/kg_{BW}/day	$IF_{IA.vapor.inh\_nc}$	9.9E-02	9.1E-02	9.2E-02	9.2E-02	9.2E-02	9.2E-02	9.2E-02	9.2E-02
Inhalation of Vapors Migrating from Soil Vapor to Outdoor Air										
Intake Factor for Outdoor Vapor Inhalation, cancer	m^3/kg_{BW}/day	$IF_{OA.vapor.inh\_c}$	1.9E-02	8.8E-04	7.7E-04	7.7E-04	7.7E-04	7.7E-04	7.7E-04	7.7E-04
Intake Factor for Outdoor Vapor Inhalation, noncancer	m^3/kg_{BW}/day	$IF_{OA.vapor.inh\_nc}$	5.4E-02	6.2E-02	5.4E-02	5.4E-02	5.4E-02	5.4E-02	5.4E-02	5.4E-02

Notes:

cm^2/day = square centimeter per day
hr/day = hour per day
kg_{BW} = kilogram of body weight
kg_{soil}/kg_{BW}/day = kilogram of soil per kilogram of body weight per day
kg_{soil}/mg_{soil} = kilogram of soil per milligram of soil
mg_{soil}/cm^2 = milligram of soil per square centimeter
mg_{soil}/day = milligram of soil per day
m^3/kg_{BW}/day = cubic meter per kilogram of body weight per day
m^3/kg_{BW}/hr = cubic meter per kilogram of body weight per hour
m^3/kg_{soil} = cubic meter per kilogram of soil

Source:

California Environmental Protection Agency (Cal/EPA). 2010. Schools Risk Screening Model. March.

Table E.3 Metal Background Concentrations
Juan Cabrillo Elementary School and Malibu Middle/High School
Malibu, California

Metal	Background (mg/kg)											
	BKRD-1	BKRD-2	BKRD-3	BKRD-4	BKRD-5	BKRD-6	BKRD-7	BKRD-8	BKRD-8 (D)	BKRD-9	BKRD-10	Maximum
Barium	91	140	170	120	75	38	66	69	83	280	77	280
Beryllium	< 0.50	< 0.49	< 0.50	0.5	< 1.0	< 1.0	< 0.99	< 0.50	< 0.98	0.53	< 0.49	0.53
Cadmium	1.2	< 0.49	0.56	1.3	1.3	1.8	2.5	1.6	2.2	2.5	1.4	2.5
Chromium (total)	39	24	26	71	100	56	53	57	56	72	38	100
Cobalt	14	4.1	4.7	17	17	21	18	14	16	12	13	21
Copper	16	10	12	26	23	21	21	21	23	22	17	26
Lead	9.4	3	3.7	5.8	< 4.0	< 4.0	< 3.9	3.9	4.5	2.3	5.2	9.4
Mercury	0.022	0.031	0.042	0.026	0.024	0.065	0.075	0.054	0.058	0.029	0.026	0.058
Molybdenum	< 2.0	< 2.0	< 2.0	< 2.0	< 4.0	< 4.0	< 3.9	2.4	8	< 2.0	< 2.0	8
Nickel	39	21	25	72	61	72	68	60	71	79	47	79
Selenium	< 3.0	< 3.0	< 3.0	< 3.0	< 6.0	< 6.0	< 5.9	< 3.0	< 5.9	< 3.0	< 3.0	< 6.0
Silver	< 1.5	< 1.5	< 1.5	< 1.5	< 3.0	< 3.0	< 3.0	< 1.5	< 2.9	< 1.5	< 1.5	< 3.0
Vanadium	45	24	29	58	48	58	57	52	59	71	42	71
Zinc	38	25	30	68	51	44	49	48	65	60	27	68

Notes:
mg/kg = milligram per kilogram
D = Duplicate

Table E.4 Summary of Chemicals of Potential Concern
Juan Cabrillo Elementary School and Malibu Middle/High School
Malibu, California

Chemical Group	Chemical	Soil																	Soil Vapor			
		AOI-1	AOI-2	AOI-3	AOI-4	AOI-5	AOI-6	AOI-7	AOI-8	AOI-9	AOI-10	AOI-11	AOI-12	AOI-13	AOI-14	AOI-15	AOI-16	AOI-17	AOI-2	AOI-8	AOI-9	AOI-12
Metal	Barium				X																	
Metal	Beryllium												X									
Metal	Cadmium		X		X			X					X									
Metal	Cobalt		X																			
Metal	Copper		X		X			X	X				X			X						
Metal	Lead	X			X	X		X														
Metal	Mercury		X		X			X	X				X			X						
Metal	Molybdenum		X																			
Metal	Nickel		X						X													
Metal	Selenium		X																			
Metal	Silver				X											X						
Metal	Vanadium		X		X			X								X						
Metal	Zinc		X		X			X						X		X						
Organochlorine Pesticide	Chlordane (total)	X				X						X										
Organochlorine Pesticide	4,4'-DDE	X			X	X	X	X							X	X	X					
Organochlorine Pesticide	4,4'-DDT	X			X	X	X	X								X						
Organochlorine Pesticide	Dieldrin	X																				
Organochlorine Pesticide	Heptachlor epoxide	X																				
PCB	Aroclor 1254					X	X															
PCB	Aroclor 1260	X				X	X															
SVOC	Phenol												X									
TPH	TPH C9-C18												X									
TPH	TPH C19-C32		X						X		X	X	X									
TPH	TPH C33-C40								X		X	X	X									
VOC	Naphthalene																				X	X
VOC	Benzene																				X	X
VOC	n-Butylbenzene																				X	
VOC	sec-Butylbenzene																				X	X
VOC	Chloroform																					X
VOC	Cumene																				X	X
VOC	p-Cymene																				X	X
VOC	Ethyl Benzene																				X	X
VOC	n-Propylbenzene																				X	X
VOC	Toluene																				X	X
VOC	1,2,4-Trimethylbenzene																				X	X
VOC	1,3,5-Trimethylbenzene																				X	
VOC	Xylenes (total)																				X	X

Notes:

AOI = Area of Interest
DDE = Dichlorodiphenyldichloroethylene
DDT = Dichlorodiphenyltrichloroethane
PCB = Polychlorinated Biphenyl
SVOC = Semivolatile Organic Compound
TPH = Total Petroleum Hydrocarbon
VOC = Volatile Organic Compound

Table E.5 Physical and Chemical Properties of Detected Volatile Chemicals[a]
Juan Cabrillo Elementary School and Malibu Middle/High School
Malibu, California

Chemical Group	Chemical	Molecular Weight MW (g/mol)	Organic Carbon Partition Coefficient, K_{oc} (cm^3/g)	Diffusivity in Air, D_a (cm^2/s)	Diffusivity in Water, D_w (cm^2/s)	Pure Component Water Solubility, S (mg/L)	Henry's Law Constant at 25° C H (atm-m^3/mol)	Normal Boiling Point, T_B (^oK)	Critical Temperature, T_C (^oK)	Enthalpy of Vaporization at the Normal Boiling Point, ΔHv,b (cal/mol)	Source Note
VOC	Naphthalene	128	2.0E+03	5.9E-02	7.5E-06	3.1E+01	4.8E-04	491	748	10373	b
VOC	Benzene	78	5.9E+01	8.8E-02	9.8E-06	1.8E+03	5.5E-03	353	562	7342	b
VOC	n-Butylbenzene	134	1.1E+03	5.7E-02	8.1E-06	2.0E+00	1.3E-02	456	661	9290	b
VOC	sec-Butylbenzene	134	9.7E+02	5.7E-02	8.1E-06	3.9E+00	1.4E-02	447	679	88730	b
VOC	Chloroform	119	4.0E+01	1.0E-01	1.0E-05	7.9E+03	3.7E-03	334	536	6988	b
VOC	Cumene	120	4.9E+02	6.5E-02	7.1E-06	6.1E+01	1.5E-02	426	631	10335	b
VOC	p-Cymene	134	1.1E+03	5.7E-02	8.1E-06	2.3E+01	1.1E-02	450	--	--	c
VOC	Ethyl Benzene	106	3.6E+02	7.5E-02	7.8E-06	1.7E+02	7.9E-03	409	617	8501	b
VOC	n-Propylbenzene	120	5.6E+02	6.0E-02	7.8E-06	6.0E+01	1.1E-02	432	630	9123	b
VOC	Toluene	92	1.8E+02	8.7E-02	8.6E-06	5.3E+02	6.6E-03	384	592	7930	b
VOC	1,2,4-Trimethylbenzene	120	1.4E+03	6.1E-02	7.9E-06	5.7E+01	6.1E-03	442	649	9369	b
VOC	1,3,5-Trimethylbenzene	120	1.4E+03	6.0E-02	8.7E-06	2.0E+00	5.9E-03	438	637	9321	b
VOC	Xylenes (total)	106	3.9E+02	7.7E-02	8.4E-06	1.9E+02	7.6E-03	412	616	8525	d

Notes:

-- = Not available
atm-m^3/mol = atmosphere-cubic meter per mole
cal/mol = calories per mole
cm^3/g = cubic centimeter/gram
cm^2/s = square centimeter/second
g/mol = gram/mole
^{o}K = degrees Kelvin
mg/L = milligrams/Liter
Cal/EPA = California Environmental Protection Agency
USEPA = United States Environmental Protection Agency
VOC = Volatile Organic Compound

a. Volatile compounds defined by Cal/EPA (2013) as chemicals with Henry's constant greater than 10^{-5} atm-m^3/mol.
b. USEPA (2004).
c. EPISUITE (USEPA 2014) for molecular weight, Koc, Henry's Law Constant, and Solubility. Butylbenzene used as a surrogate for Da and Dw.
d. The properties for p-xylene in USEPA (2004) was used for xylenes (total).

Sources:

California Environmental Protection Agency (Cal/EPA). 2013. Preliminary Endangerment Assessment Guidance Manual. Interim Final, Revised October.
United States Environmental Protection Agency (USEPA). 2004. User's Guide for Evaluating Subsurface Vapor Intrusion Into Buildings. Office of Emergency and Remedial Response. February.
United States Environmental Protection Agency (USEPA). 2014. Estimation Programs Interface Suite™ for Microsoft® Windows, v 4.11. Washington, DC, USA.

Table E.6a Modeling Parameters
Juan Cabrillo Elementary School and Malibu Middle/High School
Malibu, California

Vadose Zone Parameters	Value	Unit	Note
Vadose Zone Parameters			
Soil vapor sampling depth	5	feet	Site-specific estimate
Soil vapor sampling depth	10	feet	Site-specific estimate
Soil vapor sampling depth	15	feet	Site-specific estimate
Soil vapor sampling depth	20	feet	Site-specific estimate
Soil/groundwater temperature	19	Celsius	Estimated average shallow groundwater temperature (USEPA 2004, Figure 8)
USDA soil type in upper fill layer (0-10 cm)	Sand	--	Engineered Fill (Cal/EPA 2005)
Bulk density	1.66	g/cm^3	Default value for Engineered Fill (Cal/EPA 2005)
Total porosity	0.375	unitless	Default value for Engineered Fill (Cal/EPA 2005)
Water-filled porosity	0.054	unitless	Default value for Engineered Fill (Cal/EPA 2005)
USDA soil type in lower fill layer (10-40 cm)	Fill	--	Engineered Fill (Cal/EPA 2005)
Bulk density	1.8	g/cm^3	Default value for Engineered Fill (Cal/EPA 2005)
Total porosity	0.300	unitless	Default value for Engineered Fill (Cal/EPA 2005)
Water-filled porosity	0.15	unitless	Default value for Engineered Fill (Cal/EPA 2005)
Surface Barrier Parameters - Indoor Air Scenarios			
Thickness of foundation	10	cm	Default value (USEPA 2004)
Foundation crack ratio	0.005	unitless	Default value (Cal/EPA 2011)
Average vapor flow rate into building	5	L/min	Default value (USEPA 2004; Cal/EPA 2011)
Air Dispersion Parameters - Indoor School Scenario			
Air exchange rate (R/C)	4	1/hour	Default value from Schools Risk Screening Model (Cal/EPA 2010)
Length of building	10	meter	Default value from Schools Risk Screening Model (Cal/EPA 2010)
Width of building	10	meter	Default value from Schools Risk Screening Model (Cal/EPA 2010)
Mixing height of building (R/C)	2.44 (8)	meter (feet)	Default value from Schools Risk Screening Model (Cal/EPA 2010)
Air Dispersion Parameters - Indoor Residential Scenarios			
Air exchange rate (R/C)	0.5	1/hour	Default value for residential buildings (Cal/EPA 2011)
Length of building	10	meter	Default value (USEPA 2004)
Width of building	10	meter	Default value (USEPA 2004)
Mixing height of building (R/C)	2.44 (8)	meter (feet)	Conservative Estimate
Air Dispersion Parameters - Outdoor Scenarios			
Site area	1.13	acre	Site-specific estimate for source area
Site specific dispersion facotr (Q/C_{vol})	58.95	g/m^2-s per kg/m^3	Site-specific estimate based on default constants from meteorological station in Los Angeles (USEPA 2002).

Notes:
-- = Not Applicable
cm = centimeter
g/cm^3 = gram per cubic centimeter
g/m^2-s per kg/m^3 = (gram per square meter-second) per (kilogram per cubic meter)
L/min = liter per minute
AOI = Area of Interest
Cal/EPA = California Environmental Protection Agency
USEPA = United States Environmental Protection Agency

Sources:

California Environmental Protection Agency (Cal/EPA). 2005. Human-Exposure-Based Screening Numbers Developed to Aid Estimation of Cleanup Costs for Contaminated Soil. January.

California Environmental Protection Agency (Cal/EPA). 2010. Schools Risk Screening Model. March.

California Environmental Protection Agency (CalEPA). 2011. Guidance for the Evaluation and Mitigation of Subsurface Vapor Intrusion to Indoor Air (Vapor Intrusion Guidance). Final. Department of Toxic Substances Control. October.

United States Environmental Protection Agency (USEPA). 2002. Supplemental Guidance for Developing Soil Screening Levels for Superfund Sites. Office of Emergency and Remedial Response. December.

United States Environmental Protection Agency (USEPA). 2004. User's Guide for Evaluationg Subsurface Vapor Intrusion Into Buildings. Office of Emergency and Remedial Response. February.

Table E.6b Soil Properties
Juan Cabrillo Elementary School and Malibu Middle/High School
Malibu, California

Parameter	Unit	Value			Note
		AOI-9	AOI-12 Septic Tanks 1, 4, and 11	AOI-12 Septic Tanks 3, 5, and 6	
Thickness of Layer A	ft	20	10	10	Site-Specific Estimate
Thickness of Layer B	ft	--	10	10	Site-Specific Estimate
Soil Type in Layer A	--	Silty Clay Loam	Silty Clay Loam	Silty Clay Loam	Site-Specific Estimate
Soil Type in Layer B	--	--	Silt Loam	Loamy Sand	Site-Specific Estimate
Bulk density of Layer A	g/cm^3	1.37	1.37	1.37	Default Value for Soil Type (DTSC 2014)
Total porosity of Layer A	unitless	0.482	0.482	0.482	Default Value for Soil Type (USEPA 2004)
Water-filled porosity of Layer A (a)	unitless	0.1965	0.1965	0.1965	Default Value for Soil Type (USEPA 2004)
Bulk density of Layer B	g/cm^3	--	1.49	1.62	Default Value for Soil Type (USEPA 2004)
Total porosity of Layer B	unitless	--	0.439	0.39	Default Value for Soil Type (USEPA 2004)
Water-filled porosity of Layer B	unitless	--	0.18	0.076	Default Value for Soil Type (USEPA 2004)

Notes:
-- = Not Applicable
ft = feet
g/cm^3 = gram per cubic centimeter
AOI = Area of Interest
DTSC = Department of Toxic Substances Control
USEPA = United States Environmental Protection Agency

(a) The water-filled porosity value of 0.1965 (USEPA 2004) is slightly lower than the water-filled porosity value of 0.198 listed in the DTSC version of the Johnson and Ettinger model (DTSC 2014). Using the DTSC value would result in a less conservative estimate of exposure and health risk than presented here by on average one percent (ranging from 0.5 to 1.5 percent).

Source:
Department of Toxic Substances Control (DTSC). 2014. DTSC Version of USEPA Vapor Intrusion Spreadsheet. December. https://www.dtsc.ca.gov/assissingrisk/humanrisk2.cfm.

United States Environmental Protection Agency (USEPA). 2004. User's Guide for Evaluationg Subsurface Vapor Intrusion Into Buildings. Office of Emergency and Remedial Response. February.

Table E.7 Transfer Factors for Soil Vapor Migrating to Indoor and Outdoor Air_School Scenario_AOI-9
Juan Cabrillo Elementary School and Malibu Middle/High School
Malibu, California

Chemical Group	Chemical	Indoor Air				Outdoor Air			
		TF for Soil Vapor Migrating to Indoor Air (5 feet bgs) (µg/L per µg/L)	TF for Soil Vapor Migrating to Indoor Air (10 feet bgs) (µg/L per µg/L)	TF for Soil Vapor Migrating to Indoor Air (15 feet bgs) (µg/L per µg/L)	TF for Soil Vapor Migrating to Indoor Air (20 feet bgs) (µg/L per µg/L)	TF for Soil Vapor Migrating to Outdoor Air (5 feet bgs) (µg/L per µg/L)	TF for Soil Vapor Migrating to Outdoor Air (10 feet bgs) (µg/L per µg/L)	TF for Soil Vapor Migrating to Outdoor Air (15 feet bgs) (µg/L per µg/L)	TF for Soil Vapor Migrating to Outdoor Air (20 feet bgs) (µg/L per µg/L)
VOC	Naphthalene	6.1E-05	3.8E-05	2.8E-05	2.2E-05	4.8E-06	2.3E-06	1.5E-06	1.1E-06
VOC	Benzene	8.3E-05	5.3E-05	3.9E-05	3.1E-05	7.2E-06	3.4E-06	2.2E-06	1.7E-06
VOC	n-Butylbenzene	5.9E-05	3.7E-05	2.7E-05	2.1E-05	4.7E-06	2.2E-06	1.4E-06	1.1E-06
VOC	sec-Butylbenzene	6.0E-05	3.7E-05	2.7E-05	2.1E-05	4.7E-06	2.2E-06	1.5E-06	1.1E-06
VOC	Chloroform	9.4E-05	6.1E-05	4.5E-05	3.6E-05	8.5E-06	4.0E-06	2.6E-06	2.0E-06
VOC	Cumene	6.6E-05	4.1E-05	3.0E-05	2.4E-05	5.3E-06	2.5E-06	1.7E-06	1.2E-06
VOC	p-Cymene	5.9E-05	3.7E-05	2.7E-05	2.1E-05	4.7E-06	2.2E-06	1.4E-06	1.1E-06
VOC	Ethyl Benzene	7.4E-05	4.7E-05	3.4E-05	2.7E-05	6.1E-06	2.9E-06	1.9E-06	1.4E-06
VOC	n-Propylbenzene	6.2E-05	3.9E-05	2.8E-05	2.2E-05	4.9E-06	2.3E-06	1.5E-06	1.1E-06
VOC	Toluene	8.2E-05	5.3E-05	3.9E-05	3.1E-05	7.1E-06	3.4E-06	2.2E-06	1.6E-06
VOC	1,2,4-Trimethylbenzene	6.2E-05	3.9E-05	2.8E-05	2.2E-05	5.0E-06	2.4E-06	1.5E-06	1.1E-06
VOC	1,3,5-Trimethylbenzene	6.2E-05	3.9E-05	2.8E-05	2.2E-05	4.9E-06	2.3E-06	1.5E-06	1.1E-06
VOC	Xylenes (total)	7.5E-05	4.8E-05	3.5E-05	2.8E-05	6.3E-06	3.0E-06	2.0E-06	1.5E-06

Notes:
-- = Not Calculated
bgs = below ground surface
µg/L = microgram/liter
AOI = Area of Interest
TF = Transfer Factor
VOC = Volatile Organic Compound

Table E.8 Transfer Factors for Soil Vapor Migrating to Indoor and Outdoor Air_School Scenario_Septic Tanks 1, 4, and 11 in AOI-12
Juan Cabrillo Elementary School and Malibu Middle/High School
Malibu, California

Chemical Group	Chemical	Indoor Air				Outdoor Air			
		TF for Soil Vapor Migrating to Indoor Air (5 feet bgs) (µg/L per µg/L)	TF for Soil Vapor Migrating to Indoor Air (10 feet bgs) (µg/L per µg/L)	TF for Soil Vapor Migrating to Indoor Air (15 feet bgs) (µg/L per µg/L)	TF for Soil Vapor Migrating to Indoor Air (20 feet bgs) (µg/L per µg/L)	TF for Soil Vapor Migrating to Outdoor Air (5 feet bgs) (µg/L per µg/L)	TF for Soil Vapor Migrating to Outdoor Air (10 feet bgs) (µg/L per µg/L)	TF for Soil Vapor Migrating to Outdoor Air (15 feet bgs) (µg/L per µg/L)	TF for Soil Vapor Migrating to Outdoor Air (20 feet bgs) (µg/L per µg/L)
VOC	Naphthalene	6.1E-05	3.8E-05	2.7E-05	2.1E-05	4.8E-06	2.3E-06	1.4E-06	1.0E-06
VOC	Benzene	8.3E-05	5.3E-05	3.8E-05	3.0E-05	7.2E-06	3.4E-06	2.1E-06	1.5E-06
VOC	n-Butylbenzene	5.9E-05	3.7E-05	2.6E-05	2.0E-05	4.7E-06	2.2E-06	1.4E-06	1.0E-06
VOC	sec-Butylbenzene	6.0E-05	3.7E-05	2.6E-05	2.0E-05	4.7E-06	2.2E-06	1.4E-06	1.0E-06
VOC	Chloroform	9.4E-05	6.1E-05	4.4E-05	3.5E-05	8.5E-06	4.0E-06	2.5E-06	1.8E-06
VOC	Cumene	6.6E-05	4.1E-05	2.9E-05	2.3E-05	5.3E-06	2.5E-06	1.6E-06	1.1E-06
VOC	p-Cymene	5.9E-05	3.7E-05	2.6E-05	2.0E-05	4.7E-06	2.2E-06	1.4E-06	1.0E-06
VOC	Ethyl Benzene	7.4E-05	4.7E-05	3.3E-05	2.6E-05	6.1E-06	2.9E-06	1.8E-06	1.3E-06
VOC	n-Propylbenzene	6.2E-05	3.9E-05	2.7E-05	2.1E-05	4.9E-06	2.3E-06	1.5E-06	1.1E-06
VOC	Toluene	8.2E-05	5.3E-05	3.8E-05	3.0E-05	7.1E-06	3.4E-06	2.1E-06	1.5E-06
VOC	1,2,4-Trimethylbenzene	6.2E-05	3.9E-05	2.7E-05	2.1E-05	5.0E-06	2.4E-06	1.5E-06	1.1E-06
VOC	1,3,5-Trimethylbenzene	6.2E-05	3.9E-05	2.7E-05	2.1E-05	4.9E-06	2.3E-06	1.5E-06	1.1E-06
VOC	Xylenes (total)	7.5E-05	4.8E-05	3.4E-05	2.7E-05	6.3E-06	3.0E-06	1.9E-06	1.4E-06

Notes:
-- = Not Calculated
bgs = below ground surface
µg/L = microgram/liter
AOI = Area of Interest
TF = Transfer Factor
VOC = Volatile Organic Compound

Table E.9 Transfer Factors for Soil Vapor Migrating to Indoor and Outdoor Air_School Scenario_Septic Tanks 3, 5, and 6 in AOI-12
Juan Cabrillo Elementary School and Malibu Middle/High School
Malibu, California

Chemical Group	Chemical	Indoor Air				Outdoor Air			
		TF for Soil Vapor Migrating to Indoor Air (5 feet bgs) (µg/L per µg/L)	TF for Soil Vapor Migrating to Indoor Air (10 feet bgs) (µg/L per µg/L)	TF for Soil Vapor Migrating to Indoor Air (15 feet bgs) (µg/L per µg/L)	TF for Soil Vapor Migrating to Indoor Air (20 feet bgs) (µg/L per µg/L)	TF for Soil Vapor Migrating to Outdoor Air (5 feet bgs) (µg/L per µg/L)	TF for Soil Vapor Migrating to Outdoor Air (10 feet bgs) (µg/L per µg/L)	TF for Soil Vapor Migrating to Outdoor Air (15 feet bgs) (µg/L per µg/L)	TF for Soil Vapor Migrating to Outdoor Air (20 feet bgs) (µg/L per µg/L)
VOC	Naphthalene	6.1E-05	3.8E-05	3.2E-05	2.8E-05	4.8E-06	2.3E-06	1.8E-06	1.5E-06
VOC	Benzene	8.3E-05	5.3E-05	4.6E-05	4.0E-05	7.2E-06	3.4E-06	2.7E-06	2.3E-06
VOC	n-Butylbenzene	5.9E-05	3.7E-05	3.1E-05	2.7E-05	4.7E-06	2.2E-06	1.8E-06	1.5E-06
VOC	sec-Butylbenzene	6.0E-05	3.7E-05	3.1E-05	2.7E-05	4.7E-06	2.2E-06	1.8E-06	1.5E-06
VOC	Chloroform	9.4E-05	6.1E-05	5.3E-05	4.6E-05	8.5E-06	4.0E-06	3.2E-06	2.7E-06
VOC	Cumene	6.6E-05	4.1E-05	3.5E-05	3.0E-05	5.3E-06	2.5E-06	2.0E-06	1.7E-06
VOC	p-Cymene	5.9E-05	3.7E-05	3.1E-05	2.7E-05	4.7E-06	2.2E-06	1.8E-06	1.5E-06
VOC	Ethyl Benzene	7.4E-05	4.7E-05	4.0E-05	3.5E-05	6.1E-06	2.9E-06	2.3E-06	1.9E-06
VOC	n-Propylbenzene	6.2E-05	3.9E-05	3.3E-05	2.8E-05	4.9E-06	2.3E-06	1.9E-06	1.6E-06
VOC	Toluene	8.2E-05	5.3E-05	4.5E-05	3.9E-05	7.1E-06	3.4E-06	2.7E-06	2.2E-06
VOC	1,2,4-Trimethylbenzene	6.2E-05	3.9E-05	3.3E-05	2.9E-05	5.0E-06	2.4E-06	1.9E-06	1.6E-06
VOC	1,3,5-Trimethylbenzene	6.2E-05	3.9E-05	3.3E-05	2.8E-05	4.9E-06	2.3E-06	1.9E-06	1.6E-06
VOC	Xylenes (total)	7.5E-05	4.8E-05	4.1E-05	3.5E-05	6.3E-06	3.0E-06	2.4E-06	2.0E-06

Notes:
-- = Not Calculated
bgs = below ground surface
µg/L = microgram/liter
AOI = Area of Interest
TF = Transfer Factor
VOC = Volatile Organic Compound

Table E.10 Transfer Factors for Soil Vapor Migrating to Indoor and Outdoor Air_Residential Scenario_AOI-9
Juan Cabrillo Elementary School and Malibu Middle/High School
Malibu, California

Chemical Group	Chemical	Indoor Air				Outdoor Air			
		TF for Soil Vapor Migrating to Indoor Air (5 feet bgs) (µg/L per µg/L)	TF for Soil Vapor Migrating to Indoor Air (10 feet bgs) (µg/L per µg/L)	TF for Soil Vapor Migrating to Indoor Air (15 feet bgs) (µg/L per µg/L)	TF for Soil Vapor Migrating to Indoor Air (20 feet bgs) (µg/L per µg/L)	TF for Soil Vapor Migrating to Outdoor Air (5 feet bgs) (µg/L per µg/L)	TF for Soil Vapor Migrating to Outdoor Air (10 feet bgs) (µg/L per µg/L)	TF for Soil Vapor Migrating to Outdoor Air (15 feet bgs) (µg/L per µg/L)	TF for Soil Vapor Migrating to Outdoor Air (20 feet bgs) (µg/L per µg/L)
VOC	Naphthalene	4.9E-04	3.0E-04	2.2E-04	1.7E-04	4.8E-06	2.3E-06	1.5E-06	1.1E-06
VOC	Benzene	6.6E-04	4.3E-04	3.1E-04	2.5E-04	7.2E-06	3.4E-06	2.2E-06	1.7E-06
VOC	n-Butylbenzene	4.8E-04	2.9E-04	2.1E-04	1.7E-04	4.7E-06	2.2E-06	1.4E-06	1.1E-06
VOC	sec-Butylbenzene	4.8E-04	3.0E-04	2.1E-04	1.7E-04	4.7E-06	2.2E-06	1.5E-06	1.1E-06
VOC	Chloroform	7.5E-04	4.9E-04	3.6E-04	2.9E-04	8.5E-06	4.0E-06	2.6E-06	2.0E-06
VOC	Cumene	5.3E-04	3.3E-04	2.4E-04	1.9E-04	5.3E-06	2.5E-06	1.7E-06	1.2E-06
VOC	p-Cymene	4.8E-04	2.9E-04	2.1E-04	1.7E-04	4.7E-06	2.2E-06	1.4E-06	1.1E-06
VOC	Ethyl Benzene	5.9E-04	3.7E-04	2.7E-04	2.2E-04	6.1E-06	2.9E-06	1.9E-06	1.4E-06
VOC	n-Propylbenzene	5.0E-04	3.1E-04	2.2E-04	1.8E-04	4.9E-06	2.3E-06	1.5E-06	1.1E-06
VOC	Toluene	6.6E-04	4.2E-04	3.1E-04	2.5E-04	7.1E-06	3.4E-06	2.2E-06	1.6E-06
VOC	1,2,4-Trimethylbenzene	5.0E-04	3.1E-04	2.3E-04	1.8E-04	5.0E-06	2.4E-06	1.5E-06	1.1E-06
VOC	1,3,5-Trimethylbenzene	5.0E-04	3.1E-04	2.2E-04	1.8E-04	4.9E-06	2.3E-06	1.5E-06	1.1E-06
VOC	Xylenes (total)	6.0E-04	3.8E-04	2.8E-04	2.2E-04	6.3E-06	3.0E-06	2.0E-06	1.5E-06

Notes:
-- = Not Calculated
bgs = below ground surface
µg/L = microgram/liter
AOI = Area of Interest
TF = Transfer Factor
VOC = Volatile Organic Compound

Table E.11 Transfer Factors for Soil Vapor Migrating to Indoor and Outdoor Air_Residential Scenario_Septic Tanks 1, 4, and 11 in AOI-12
Juan Cabrillo Elementary School and Malibu Middle/High School
Malibu, California

Chemical Group	Chemical	Indoor Air				Outdoor Air			
		TF for Soil Vapor Migrating to Indoor Air (5 feet bgs) (µg/L per µg/L)	TF for Soil Vapor Migrating to Indoor Air (10 feet bgs) (µg/L per µg/L)	TF for Soil Vapor Migrating to Indoor Air (15 feet bgs) (µg/L per µg/L)	TF for Soil Vapor Migrating to Indoor Air (20 feet bgs) (µg/L per µg/L)	TF for Soil Vapor Migrating to Outdoor Air (5 feet bgs) (µg/L per µg/L)	TF for Soil Vapor Migrating to Outdoor Air (10 feet bgs) (µg/L per µg/L)	TF for Soil Vapor Migrating to Outdoor Air (15 feet bgs) (µg/L per µg/L)	TF for Soil Vapor Migrating to Outdoor Air (20 feet bgs) (µg/L per µg/L)
VOC	Naphthalene	4.9E-04	3.0E-04	2.1E-04	1.7E-04	4.8E-06	2.3E-06	1.4E-06	1.0E-06
VOC	Benzene	6.6E-04	4.3E-04	3.0E-04	2.4E-04	7.2E-06	3.4E-06	2.1E-06	1.5E-06
VOC	n-Butylbenzene	4.8E-04	2.9E-04	2.1E-04	1.6E-04	4.7E-06	2.2E-06	1.4E-06	1.0E-06
VOC	sec-Butylbenzene	4.8E-04	3.0E-04	2.1E-04	1.6E-04	4.7E-06	2.2E-06	1.4E-06	1.0E-06
VOC	Chloroform	7.5E-04	4.9E-04	3.5E-04	2.8E-04	8.5E-06	4.0E-06	2.5E-06	1.8E-06
VOC	Cumene	5.3E-04	3.3E-04	2.3E-04	1.8E-04	5.3E-06	2.5E-06	1.6E-06	1.1E-06
VOC	p-Cymene	4.8E-04	2.9E-04	2.1E-04	1.6E-04	4.7E-06	2.2E-06	1.4E-06	1.0E-06
VOC	Ethyl Benzene	5.9E-04	3.7E-04	2.6E-04	2.1E-04	6.1E-06	2.9E-06	1.8E-06	1.3E-06
VOC	n-Propylbenzene	5.0E-04	3.1E-04	2.2E-04	1.7E-04	4.9E-06	2.3E-06	1.5E-06	1.1E-06
VOC	Toluene	6.6E-04	4.2E-04	3.0E-04	2.4E-04	7.1E-06	3.4E-06	2.1E-06	1.5E-06
VOC	1,2,4-Trimethylbenzene	5.0E-04	3.1E-04	2.2E-04	1.7E-04	5.0E-06	2.4E-06	1.5E-06	1.1E-06
VOC	1,3,5-Trimethylbenzene	5.0E-04	3.1E-04	2.2E-04	1.7E-04	4.9E-06	2.3E-06	1.5E-06	1.1E-06
VOC	Xylenes (total)	6.0E-04	3.8E-04	2.7E-04	2.1E-04	6.3E-06	3.0E-06	1.9E-06	1.4E-06

Notes:
-- = Not Calculated
bgs = below ground surface
µg/L = microgram/liter
AOI = Area of Interest
TF = Transfer Factor
VOC = Volatile Organic Compound

Table E.12 Transfer Factors for Soil Vapor Migrating to Indoor and Outdoor Air_Residential Scenario_Septic Tanks 3, 5, and 6 in AOI-12
Juan Cabrillo Elementary School and Malibu Middle/High School
Malibu, California

Chemical Group	Chemical	Indoor Air				Outdoor Air			
		TF for Soil Vapor Migrating to Indoor Air (5 feet bgs) (µg/L per µg/L)	TF for Soil Vapor Migrating to Indoor Air (10 feet bgs) (µg/L per µg/L)	TF for Soil Vapor Migrating to Indoor Air (15 feet bgs) (µg/L per µg/L)	TF for Soil Vapor Migrating to Indoor Air (20 feet bgs) (µg/L per µg/L)	TF for Soil Vapor Migrating to Outdoor Air (5 feet bgs) (µg/L per µg/L)	TF for Soil Vapor Migrating to Outdoor Air (10 feet bgs) (µg/L per µg/L)	TF for Soil Vapor Migrating to Outdoor Air (15 feet bgs) (µg/L per µg/L)	TF for Soil Vapor Migrating to Outdoor Air (20 feet bgs) (µg/L per µg/L)
VOC	Naphthalene	4.9E-04	3.0E-04	2.6E-04	2.2E-04	4.8E-06	2.3E-06	1.8E-06	1.5E-06
VOC	Benzene	6.6E-04	4.3E-04	3.7E-04	3.2E-04	7.2E-06	3.4E-06	2.7E-06	2.3E-06
VOC	n-Butylbenzene	4.8E-04	2.9E-04	2.5E-04	2.2E-04	4.7E-06	2.2E-06	1.8E-06	1.5E-06
VOC	sec-Butylbenzene	4.8E-04	3.0E-04	2.5E-04	2.2E-04	4.7E-06	2.2E-06	1.8E-06	1.5E-06
VOC	Chloroform	7.5E-04	4.9E-04	4.2E-04	3.7E-04	8.5E-06	4.0E-06	3.2E-06	2.7E-06
VOC	Cumene	5.3E-04	3.3E-04	2.8E-04	2.4E-04	5.3E-06	2.5E-06	2.0E-06	1.7E-06
VOC	p-Cymene	4.8E-04	2.9E-04	2.5E-04	2.2E-04	4.7E-06	2.2E-06	1.8E-06	1.5E-06
VOC	Ethyl Benzene	5.9E-04	3.7E-04	3.2E-04	2.8E-04	6.1E-06	2.9E-06	2.3E-06	1.9E-06
VOC	n-Propylbenzene	5.0E-04	3.1E-04	2.6E-04	2.3E-04	4.9E-06	2.3E-06	1.9E-06	1.6E-06
VOC	Toluene	6.6E-04	4.2E-04	3.6E-04	3.2E-04	7.1E-06	3.4E-06	2.7E-06	2.2E-06
VOC	1,2,4-Trimethylbenzene	5.0E-04	3.1E-04	2.6E-04	2.3E-04	5.0E-06	2.4E-06	1.9E-06	1.6E-06
VOC	1,3,5-Trimethylbenzene	5.0E-04	3.1E-04	2.6E-04	2.3E-04	4.9E-06	2.3E-06	1.9E-06	1.6E-06
VOC	Xylenes (total)	6.0E-04	3.8E-04	3.3E-04	2.8E-04	6.3E-06	3.0E-06	2.4E-06	2.0E-06

Notes:
-- = Not Calculated
bgs = below ground surface
µg/L = microgram/liter
AOI = Area of Interest
TF = Transfer Factor
VOC = Volatile Organic Compound

Table E.13 Screening Levels for Residential Soil
Juan Cabrillo Elementary School and Malibu Middle/High School
Malibu, California

Chemical Group	Chemical	Residential Soil RSL		
		Cancer (µg/kg)	Non-Cancer (µg/kg)	Source
Metal	Barium	--	15,000,000	USEPA 2015
Metal	Beryllium	1,380,000	15,200	Cal/EPA 2014
Metal	Cadmium	788,000	4,580	Cal/EPA 2014
Metal	Cobalt	420,000	23,000	USEPA 2015
Metal	Copper	--	3,100,000	USEPA 2015
Metal	Lead	--	80	Cal/EPA 2014
Metal	Mercury	--	23,000	USEPA 2015, a
Metal	Molybdenum	--	390,000	USEPA 2015
Metal	Nickel	15,000,000	1,500,000	USEPA 2015
Metal	Selenium	--	390,000	USEPA 2015
Metal	Silver	--	390,000	USEPA 2015
Metal	Vanadium	--	390,000	USEPA 2015
Metal	Zinc	--	23,000,000	USEPA 2015
Organochlorine Pesticide	Chlordane (total)	1,800	35,000	USEPA 2015
Organochlorine Pesticide	4,4'-DDE	1,600	36,000	USEPA 2015, b
Organochlorine Pesticide	4,4'-DDT	1,900	36,000	USEPA 2015
Organochlorine Pesticide	Dieldrin	33	3,100	USEPA 2015
Organochlorine Pesticide	Heptachlor epoxide	59	800	USEPA 2015
PCB	Aroclor 1254	240	1,100	USEPA 2015
PCB	Aroclor 1260	240	1,100	USEPA 2015, c
SVOC	Phenol	--	18,000,000	USEPA 2015
TPH	TPH C9-C18	--	96,000	USEPA 2015
TPH	TPH C19-C32	--	2,500,000	USEPA 2015
TPH	TPH C33-C40	--	2,500,000	USEPA 2015, d

Notes:
-- = Not applicable
µg/kg = microgram per kilogram
Cal/EPA = California Environmental Protection Agency
DDE = Dichlorodiphenyldichloroethylene
DDT = Dichlorodiphenyltrichloroethane
PCB = Polychlorinated Biphenyl
RSL = Regional Screening Level
SVOC = Semivolatile Organic Compound
TPH = Total Petroleum Hydrocarbon
USEPA = United States Environmental Protection Agency

a. The non-cancer RSL for mercuric chloride was used for mercury compounds in soil.
b. DDT was used as a surrogate for DDE for the non-cancer RSL.
c. Aroclor 1254 was used as a surrogate for Aroclor 1260 for the non-cancer RSL.
d. TPH C19-C32 was used as a surrogate for TPH C33-C40 for the non-cancer RSL.

Sources:
California Environmental Protection Agency (Cal/EPA). 2014. Human Health Risk Assessment (HHRA) Note Number 3, Issue: DTSC recommended methodology for use of U.S. EPA Regional Screening Levels (RSLs) in the Human Health Risk Assessment process at hazardous waste sites and permitted facilities. July.
United States Environmental Protection Agency (USEPA). 2015. Regional Screening Levels. January.

Table E.14 Toxicity Values
Juan Cabrillo Elementary School and Malibu Middle/High School
Malibu, California

Chemical Group	Chemical	Oral Cancer Slope Factor $(mg/kg\text{-}day)^{-1}$		Inhalation Unit Risk $(\mu g/m^3)^{-1}$		Oral RfD (mg/kg-day)		Inhalation RfC $(\mu g/m^3)$		Soil Dermal Absorption Factor ABS_{soil}	
Metal	Barium	--	--	--	--	0.2	IRIS	0.5	HEAST	0.01	Cal/EPA 2010
Metal	Beryllium	--	--	0.0024	IRIS	0.0002	Cal/EPA 2014b	0.007	Cal/EPA 2014b	0.01	Cal/EPA 2010
Metal	Cadmium	0.38	Cal/EPA 2010	0.0042	Cal/EPA 2010	0.0005	Cal/EPA 2010	0.02	Cal/EPA 2010	0.001	Cal/EPA 2010
Metal	Cobalt	--	--	0.009	PPRTV	0.0003	PPRTV	0.006	PPRTV	0.01	Cal/EPA 2013
Metal	Copper	--	--	--	--	0.04	HEAST	--	--	0.01	Cal/EPA 2013
Metal	Mercury	--	--	--	--	0.0003	IRIS, a	0.3	IRIS	0.1	Cal/EPA 2010
Metal	Molybdenum	--	--	--	--	0.005	IRIS	--	--	0.01	Cal/EPA 2013
Metal	Nickel	--	--	0.00026	Cal/EPA 2014a	0.02	IRIS	0.09	ATSDR	0.04	Cal/EPA 2010
Metal	Selenium	--	--	--	--	0.005	IRIS	20	Cal/EPA 2014a	0.01	Cal/EPA 2010
Metal	Silver	--	--	--	--	0.005	IRIS	--	--	0.01	Cal/EPA 2013
Metal	Vanadium	--	--	--	--	0.005	IRIS, b	0.1	ATSDR	0.01	Cal/EPA 2013
Metal	Zinc	--	--	--	--	0.3	IRIS	--	--	0.01	Cal/EPA 2013
Organochlorine Pesticide	Chlordane (total)	0.35	IRIS	0.0001	IRIS	0.0005	IRIS	0.7	IRIS	0.05	Cal/EPA 2010
Organochlorine Pesticide	4,4'-DDE	0.34	IRIS	0.000097	Cal/EPA 2014a	0.0005	IRIS, c	1.75	IRIS, d	0.05	Cal/EPA 2010
Organochlorine Pesticide	4,4'-DDT	0.34	IRIS	0.000097	IRIS	0.0005	IRIS	1.75	IRIS, d	0.05	Cal/EPA 2010
Organochlorine Pesticide	Dieldrin	16	IRIS	0.0046	IRIS	0.00005	IRIS	0.175	IRIS, d	0.05	Cal/EPA 2010
Organochlorine Pesticide	Heptachlor epoxide	9.1	IRIS	0.0026	IRIS	0.000013	IRIS	0.0455	IRIS, d	0.05	Cal/EPA 2010
PCB	Aroclor 1254	2	IRIS, e	0.00057	IRIS, e	0.00002	IRIS	0.07	IRIS, d	0.14	Cal/EPA 2010
PCB	Aroclor 1260	2	IRIS, e	0.00057	IRIS, e	0.00002	IRIS, f	0.07	IRIS, d	0.14	Cal/EPA 2010
SVOC	Phenol	--	--	--	--	0.3	IRIS	200	Cal/EPA 2014a	0.1	Cal/EPA 2010
TPH	TPH C9-C18	--	--	--	--	0.004	Cal/EPA 2013	0.05	Cal/EPA 2013	0.1	USEPA 2015
TPH	TPH C19-C32	--	--	--	--	0.04	Cal/EPA 2013	--	--	0.1	USEPA 2015
TPH	TPH C33-C40	--	--	--	--	0.04	Cal/EPA 2013, g	--	--	0.1	USEPA 2015
VOC	Naphthalene	0.119	Cal/EPA 2014a, d	0.000034	Cal/EPA 2014a	0.02	IRIS	3	IRIS	0.1	Cal/EPA 2010
VOC	Benzene	0.055	IRIS	0.000029	Cal/EPA 2014b	0.004	IRIS	30	IRIS	0.1	Cal/EPA 2010
VOC	n-Butylbenzene	--	--	--	--	0.05	PPRTV	175	Cal/EPA 2014b, d	0.1	Cal/EPA 2010
VOC	sec-Butylbenzene	--	--	--	--	0.1	PPRTV Appendix	400	Cal/EPA 2014b, h	0.1	Cal/EPA 2010
VOC	Chloroform	0.031	USEPA 2015	0.000023	IRIS	0.01	IRIS	98	ATSDR	0.1	Cal/EPA 2010
VOC	Cumene	--	--	--	--	0.1	IRIS	400	IRIS	0.1	Cal/EPA 2010
VOC	p-Cymene	--	--	--	--	--	--	--	--	0.1	Cal/EPA 2013
VOC	Ethyl Benzene	0.011	Cal/EPA 2014a	0.0000025	Cal/EPA 2014a	0.1	IRIS	1000	IRIS	0.1	Cal/EPA 2010
VOC	n-Propylbenzene	--	--	--	--	0.1	PPRTV Appendix	1000	PPRTV Appendix	0.1	Cal/EPA 2010
VOC	Toluene	--	--	--	--	0.08	IRIS	300	Cal/EPA 2014b	0.1	Cal/EPA 2010

Table E.14 Toxicity Values
Juan Cabrillo Elementary School and Malibu Middle/High School
Malibu, California

Chemical Group	Chemical	Oral Cancer Slope Factor $(mg/kg\text{-}day)^{-1}$		Inhalation Unit Risk $(\mu g/m^3)^{-1}$		Oral RfD (mg/kg-day)		Inhalation RfC $(\mu g/m^3)$		Soil Dermal Absorption Factor ABS_{soil}	
VOC	1,2,4-Trimethylbenzene	--	--	--	--	0.002	PPRTV, d	7	PPRTV	0.1	Cal/EPA 2010
VOC	1,3,5-Trimethylbenzene	--	--	--	--	0.01	PPRTV Appendix	35	Cal/EPA 2014b, d	0.1	Cal/EPA 2010
VOC	Xylenes (total)	--	--	--	--	0.2	IRIS	100	IRIS	0.1	Cal/EPA 2010

Notes:

-- = Not available
mg/kg-day = milligram per kilogram per day
$\mu g/m^3$ = microgram per cubic meter
ABS_{soil} = Soil Dermal Absorption Factor
ATSDR = Agency for Toxic Substances and Disease Registry (ATSDR 2013)
Cal/EPA = California Environmental Protection Agency
DDE = Dichlorodiphenyldichloroethylene
DDT = Dichlorodiphenyltrichloroethane
DTSC = Department of Toxic Substances Control
HEAST = Health Effects Assessment Summary Tables (USEPA 1997)
IRIS = Integrated Risk Information System (USEPA 2014)
OEHHA = Office of Environmental Health Hazard Assessment
PCB = Polychlorinated Biphenyl
PPRTV = Provisional Peer Reviewed Toxicity Values (cited in USEPA 2015)
RfD = Reference Dose
RfC = Reference Concentration
SVOC = Semivolatile Organic Compound
TPH = Total Petroleum Hydrocarbon
USEPA = United States Environmental Protection Agency
VOC = Volatile Organic Compound

a. Mercuric chloride was used as a surrogate for mercury.
b. The oral RfD toxicity value for vanadium was derived from the IRIS oral RfD for vanadium pentoxide by factoring out the molecular weight of the oxide ion.
c. DDT was used as a surrogate for DDE.
d. Route to route extrapolation.
e. According to USEPA (2014a), Aroclor 1254 and 1260 was assigned the high risk toxicity values from IRIS.
f. Aroclor 1254 was used as a surrogate for Aroclor 1260.
g. TPH C19-C32 was used as a surrogate for TPH C33-C40.
h. Cumene was used as a surrogate for sec-butylbenzene based on Cal/EPA 2014b.

Sources:

Agency for Toxic Substances and Disease Registry (ATSDR). 2013. Minimal Risk Levels. July.
California Environmental Protection Agency (Cal/EPA). 2010. Schools Risk Screening Model. March.
California Environmental Protection Agency (Cal/EPA). 2013. Preliminary Endangerment Assessment Guidance Manual. October.
California Environmental Protection Agency (Cal/EPA). 2014a. OEHHA Toxicity Criteria Database. Online database maintained by OEHHA. Accessed December 12, 2014.
California Environmental Protection Agency (Cal/EPA). 2014b. Human Health Risk Assessment (HHRA) Note Number 3, Issue: DTSC recommended methodology for use of USEPA Regional Screening Levels (RSLs) in the Human Health Risk Assessment process at hazardous waste sites and permitted facilities. July.
United States Environmental Protection Agency (USEPA). 1997. Health Effects Assessment Summary Tables (HEAST). FY 1997 Update. EPA 540-R-97-036. Office of Solid Waste and Emergency Response. Washington, D.C. July.
United States Environmental Protection Agency (USEPA). 2014. Integrated Risk Information System (IRIS). Online database Maintained by the USEPA. Accessed December 12, 2014.
United States Environmental Protection Agency (USEPA). 2015. Regional Screening Levels (RSLs) Summary Table. January.

Table E.15

Estimated Excess Lifetime Cancer Risks and Non-Cancer Hazards for Kindergarten/Elementary School Students (5 to <11 Years) Potentially Exposed to Soil through Direct Contact_By AOI

Juan Cabrillo Elementary School and Malibu Middle/High School
Malibu, California

Chemical Group	Chemical	Soil EPC (µg/kg)[a]	EPC Type	Cancer Risk	HQ
AOI-1					
Organochlorine Pesticide	Chlordane (total)	160	95% UCL	1.9E-08	0.0023
Organochlorine Pesticide	4,4'-DDE	6.4	95% UCL	7.4E-10	0.000091
Organochlorine Pesticide	4,4'-DDT	5.8	95% UCL	6.7E-10	0.000083
Organochlorine Pesticide	Dieldrin	5.4	Maximum	3.0E-08	0.00078
Organochlorine Pesticide	Heptachlor epoxide	51	Maximum	1.6E-07	0.028
PCB	Aroclor 1260	250	Maximum	2.0E-07	0.098
		Cumulative Cancer Risk/HI		**4E-07**	**0.1**
AOI-4					
Metal	Barium	137,500	95% UCL	--	0.0053
Metal	Cadmium	2,056	95% UCL	2.5E-07	0.028
Metal	Copper	19,200	95% UCL	--	0.0033
Metal	Mercury	55	95% UCL	--	0.0014
Metal	Silver	1,700	Maximum	--	0.0023
Metal	Vanadium	55,670	95% UCL	--	0.078
Metal	Zinc	57,340	95% UCL	--	0.0013
Organochlorine Pesticide	4,4'-DDE	93	Maximum	1.1E-08	0.0013
Organochlorine Pesticide	4,4'-DDT	10	Maximum	1.2E-09	0.00014
		Cumulative Cancer Risk/HI		**3E-07**	**0.1**

Notes:

-- = Not applicable
µg/kg = microgram per kilogram
bgs = below ground surface
AOI = Area of Interest
DDE = Dichlorodiphenyldichloroethylene
DDT = Dichlorodiphenyltrichloroethane
EPC = Exposure Point Concentration
HI = Hazard Index
HQ = Hazard Quotient
PCB = Polychlorinated Biphenyl
UCL = Upper Confidence Limit

[a] Soil EPCs were calculated as the 95% UCLs on the mean soil concentrations at 0-2 feet bgs in each AOI. .Only the maximum concentration between the duplicate sample and its primary sample was included in the calculation of the 95% UCLs. If a 95% UCL could not be calculated, the maximum detected concentration was used as the soil EPC.

Table E. 16 Estimated Excess Lifetime Cancer Risks and Non-Cancer Hazards for Middle/High School Students (11 to <18 Years) Potentially Exposed to Soil through Direct Contact_By AOI
Juan Cabrillo Elementary School and Malibu Middle/High School
Malibu, California

Chemical Group	Chemical	Soil EPC (µg/kg)[a]	EPC Type	Middle School Student (11 to <14 years)		High School Student (14 to <18 years)		Middle and High School Student (11 to <18 years)	
				Cancer Risk	HQ	Cancer Risk	HQ	Cancer Risk	HQ
AOI-5[c]									
Organochlorine Pesticide	Chlordane (total)	60	95% UCL	1.6E-09	0.00024	1.7E-09	0.00018	3.4E-09	0.00024
Organochlorine Pesticide	4,4'-DDE	17	95% UCL	4.3E-10	0.000065	4.6E-10	0.000050	8.9E-10	0.000065
Organochlorine Pesticide	4,4'-DDT	6.2	95% UCL	1.6E-10	0.000024	1.7E-10	0.000019	3.4E-10	0.000024
PCB	Aroclor 1254	134	95% UCL	2.6E-08	0.017	2.9E-08	0.013	5.6E-08	0.017
PCB	Aroclor 1260	86	Maximum	1.7E-08	0.011	1.9E-08	0.0087	3.6E-08	0.011
Cumulative Cancer Risk/HI				**5E-08**	**0.03**	**5E-08**	**0.02**	**1E-07**	**0.03**
AOI-6									
Organochlorine Pesticide	4,4'-DDE	42	95% UCL	1.1E-09	0.00017	1.2E-09	0.00013	2.3E-09	0.00017
Organochlorine Pesticide	4,4'-DDT	7.3	95% UCL	1.9E-10	0.000029	2.1E-10	0.000022	4.0E-10	0.000029
PCB	Aroclor 1254	54	95% UCL	1.0E-08	0.0066	1.2E-08	0.0054	2.2E-08	0.0066
PCB	Aroclor 1260	56	Maximum	1.1E-08	0.0069	1.2E-08	0.0056	2.3E-08	0.0069
Cumulative Cancer Risk/HI				**2E-08**	**0.01**	**3E-08**	**0.01**	**5E-08**	**0.01**
AOI-7									
Metal	Cadmium	1,920	95% UCL	4.8E-08	0.0066	5E-08	0.0050	1E-07	0.0066
Metal	Copper	22,850	95% UCL	--	0.00099	--	0.00075	--	0.00099
Metal	Mercury	86	95% UCL	--	0.00064	--	0.00051	--	0.00064
Metal	Vanadium	54,960	95% UCL	--	0.020	--	0.015	--	0.020
Metal	Zinc	135,100	95% UCL	--	0.00078	--	0.00059	--	0.00078
Organochlorine Pesticide	4,4'-DDE	15	95% UCL	3.9E-10	0.000059	4E-10	0.000046	8E-10	0.000059
Organochlorine Pesticide	4,4'-DDT	5.3	95% UCL	1.4E-10	0.000021	1E-10	0.000016	3E-10	0.000021
Cumulative Cancer Risk/HI				**5E-08**	**0.03**	**5E-08**	**0.02**	**1E-07**	**0.03**
AOI-8									
TPH	TPH C19-C32	122,800	Maximum	--	0.0069	--	0.0055	--	0.0069
TPH	TPH C33-C40	98,000	Maximum	--	0.0055	--	0.0044	--	0.0055
Cumulative Cancer Risk/HI				**--**	**0.01**	**--**	**0.01**	**--**	**0.01**
AOI-10									
TPH	TPH C19-C32	35,500	Maximum	--	0.0020	--	0.0016	--	0.0020
TPH	TPH C33-C40	20,100	Maximum	--	0.0011	--	0.00090	--	0.0011
Cumulative Cancer Risk/HI				**--**	**0.003**	**--**	**0.002**	**--**	**0.003**
AOI-11									
Organochlorine Pesticide	Chlordane (total)	60	Maximum	1.6E-09	0.00023	1.7E-09	0.00018	3.3E-09	0.00023
TPH	TPH C19-C32	213,000	Maximum	--	0.012	--	0.0096	--	0.012
TPH	TPH C33-C40	164,000	Maximum	--	0.0092	--	0.0074	--	0.0092
Cumulative Cancer Risk/HI				**2E-09**	**0.02**	**2E-09**	**0.02**	**3E-09**	**0.02**
AOI-13									
Metal	Zinc	110,000	Maximum	--	0.00063	--	0.00048	--	0.00063
Cumulative Cancer Risk/HI				**--**	**0.0006**	**--**	**0.0005**	**--**	**0.0006**
AOI-14 (Football Field)									
Organochlorine Pesticide	4,4'-DDE	8.5	Maximum	2.2E-10	0.000033	2.4E-10	0.000026	4.6E-10	0.000033
Cumulative Cancer Risk/HI				**2E-10**	**0.00003**	**2E-10**	**0.00003**	**5E-10**	**0.00003**
AOI-15									
Metal	Copper	94,830	95% UCL	--	0.0041	--	0.0031	--	0.0041
Metal	Mercury	324	95% UCL	--	0.0024	--	0.0019	--	0.0024
Metal	Silver	1,898	95% UCL	--	0.00065	--	0.00050	--	0.00065
Metal	Vanadium	62,560	95% UCL	--	0.023	--	0.017	--	0.023
Metal	Zinc	90,680	95% UCL	--	0.00052	--	0.00040	--	0.00052
Organochlorine Pesticide	4,4'-DDE	42	95% UCL	1.1E-09	0.00016	1.2E-09	0.00013	2.3E-09	0.00016
Organochlorine Pesticide	4,4'-DDT	8.5	Maximum	2.2E-10	0.000033	2.4E-10	0.000026	4.6E-10	0.000033
Cumulative Cancer Risk/HI				**1E-09**	**0.03**	**1E-09**	**0.02**	**3E-09**	**0.03**
AOI-16									
Organochlorine Pesticide	4,4'-DDE	7.3	Maximum	1.9E-10	0.000029	2.0E-10	0.000022	3.9E-10	0.000029
Cumulative Cancer Risk/HI				**2E-10**	**0.00003**	**2E-10**	**0.00002**	**4E-10**	**0.00003**

Notes:
-- = Not applicable
µg/kg = microgram per kilogram
bgs = below ground surface
AOI = Area of Interest
DDE = Dichlorodiphenyldichloroethylene
DDT = Dichlorodiphenyltrichloroethane
EPC = Exposure Point Concentration
HI = Hazard Index
HQ = Hazard Quotient
PCB = Polychlorinated Biphenyl
TPH = Total Petroleum Hydrocarbon
UCL = Upper Confidence Limit

a. Soil EPCs were calculated as the 95% UCLs on the mean soil concentrations at 0-2 feet bgs in each AOI. Only the maximum concentration between the duplicate sample and its primary sample was included in the calculation of the 95% UCLs. If a 95% UCL could not be calculated, the maximum detected concentration was used as the soil EPC.
b. It was assumed that after excavation PCB Aroclor 1254 will not be detected in the surface soil (0-0.5 feet bgs) at MH-SB-76 and MH-SB-118 with a detection limit of 50 µg/kg, while the concentrations for all the other chemicals will remain the same.

RAMBOLL ENVIRON

Table E.17 Estimated Excess Lifetime Cancer Risks and Non-Cancer Hazards for Teachers/Staff Potentially Exposed to Soil through Direct Contact_By AOI
Juan Cabrillo Elementary School and Malibu Middle/High School
Malibu, California

Chemical Group	Chemical	Soil EPC (µg/kg)[a]	EPC Type	Cancer Risk	HQ
AOI-1					
Organochlorine Pesticide	Chlordane (total)	160	95% UCL	2.6E-08	0.00042
Organochlorine Pesticide	4,4'-DDE	6.4	95% UCL	1.0E-09	0.000017
Organochlorine Pesticide	4,4'-DDT	5.8	95% UCL	9.2E-10	0.000015
Organochlorine Pesticide	Dieldrin	5.4	Maximum	4.0E-08	0.00014
Organochlorine Pesticide	Heptachlor epoxide	51	Maximum	2.2E-07	0.0051
PCB	Aroclor 1260	250	Maximum	3.1E-07	0.022
			Cumulative Cancer Risk/HI	**6E-07**	**0.03**
AOI-4					
Metal	Barium	137,500	95% UCL	--	0.0012
Metal	Cadmium	2,056	95% UCL	3.0E-07	0.0045
Metal	Copper	19,200	95% UCL	--	0.00053
Metal	Mercury	55	95% UCL	--	0.00028
Metal	Silver	1,700	Maximum	--	0.00038
Metal	Vanadium	55,670	95% UCL	--	0.013
Metal	Zinc	57,340	95% UCL	--	0.00021
Organochlorine Pesticide	4,4'-DDE	93	Maximum	1.5E-08	0.00024
Organochlorine Pesticide	4,4'-DDT	10	Maximum	1.6E-09	0.000026
			Cumulative Cancer Risk/HI	**3E-07**	**0.02**
AOI-5[b]					
Organochlorine Pesticide	Chlordane (total)	60	95% UCL	9.9E-09	0.00016
Organochlorine Pesticide	4,4'-DDE	17	95% UCL	2.6E-09	0.000043
Organochlorine Pesticide	4,4'-DDT	6.2	95% UCL	9.9E-10	0.000016
PCB	Aroclor 1254	134	95% UCL	1.7E-07	0.012
PCB	Aroclor 1260	86	Maximum	1.1E-07	0.0075
			Cumulative Cancer Risk/HI	**3E-07**	**0.02**
AOI-6					
Organochlorine Pesticide	4,4'-DDE	42	95% UCL	6.7E-09	0.00011
Organochlorine Pesticide	4,4'-DDT	7.3	95% UCL	1.2E-09	0.000019
PCB	Aroclor 1254	54	95% UCL	6.7E-08	0.0047
PCB	Aroclor 1260	56	Maximum	7.0E-08	0.0049
			Cumulative Cancer Risk/HI	**1E-07**	**0.01**
AOI-7					
Metal	Cadmium	1,920	95% UCL	2.8E-07	0.0042
Metal	Copper	22,850	95% UCL	--	0.00063
Metal	Mercury	86	95% UCL	--	0.00044
Metal	Vanadium	54,960	95% UCL	--	0.013
Metal	Zinc	135,100	95% UCL	--	0.00050
Organochlorine Pesticide	4,4'-DDE	15	95% UCL	2.4E-09	0.000039
Organochlorine Pesticide	4,4'-DDT	5.3	95% UCL	8.4E-10	0.000014
			Cumulative Cancer Risk/HI	**3E-07**	**0.02**
AOI-8					
TPH	TPH C19-C32	122,800	Maximum	--	0.0048
TPH	TPH C33-C40	98,000	Maximum	--	0.0038
			Cumulative Cancer Risk/HI	**--**	**0.009**
AOI-10					
TPH	TPH C19-C32	35,500	Maximum	--	0.0014
TPH	TPH C33-C40	20,100	Maximum	--	0.00078
			Cumulative Cancer Risk/HI	**--**	**0.002**
AOI-11					
Organochlorine Pesticide	Chlordane (total)	60	Maximum	9.8E-09	0.00016
TPH	TPH C19-C32	213,000	Maximum	--	0.0083
TPH	TPH C33-C40	164,000	Maximum	--	0.0064
			Cumulative Cancer Risk/HI	**1E-08**	**0.01**
AOI-13					
Metal	Zinc	110,000	Maximum	--	0.00041
			Cumulative Cancer Risk/HI	**--**	**0.0004**

Table E.17 Estimated Excess Lifetime Cancer Risks and Non-Cancer Hazards for Teachers/Staff Potentially Exposed to Soil through Direct Contact_By AOI
Juan Cabrillo Elementary School and Malibu Middle/High School
Malibu, California

Chemical Group	Chemical	Soil EPC (µg/kg)[a]	EPC Type	Cancer Risk	HQ
AOI-14 (Football Field)					
Organochlorine Pesticide	4,4'-DDE	8.5	Maximum	1.3E-09	0.000022
			Cumulative Cancer Risk/HI	**1E-09**	**0.00002**
AOI-15					
Metal	Copper	94,830	95% UCL	--	0.0026
Metal	Mercury	324	95% UCL	--	0.0017
Metal	Silver	1,898	95% UCL	--	0.00042
Metal	Vanadium	62,560	95% UCL	--	0.015
Metal	Zinc	90,680	95% UCL	--	0.00033
Organochlorine Pesticide	4,4'-DDE	42	95% UCL	6.7E-09	0.00011
Organochlorine Pesticide	4,4'-DDT	8.5	Maximum	1.3E-09	0.000022
			Cumulative Cancer Risk/HI	**8E-09**	**0.02**
AOI-16					
Organochlorine Pesticide	4,4'-DDE	7.3	Maximum	1.2E-09	0.000019
			Cumulative Cancer Risk/HI	**1E-09**	**0.00002**

Notes:

-- = Not applicable
µg/kg = microgram per kilogram
bgs = below ground surface
AOI = Area of Interest
DDE = Dichlorodiphenyldichloroethylene
DDT = Dichlorodiphenyltrichloroethane
EPC = Exposure Point Concentration
HI = Hazard Index
HQ = Hazard Quotient
PCB = Polychlorinated Biphenyl
TPH = Total Petroleum Hydrocarbon
UCL = Upper Confidence Limit

a. Soil EPCs were calculated as the 95% UCLs on the mean soil concentrations at 0-2 feet bgs in each AOI. Only the maximum concentration between the duplicate sample and its primary sample was included in the calculation of the 95% UCLs. If a 95% UCL could not be calculated, the maximum detected concentration was used as the soil EPC.

b. It was assumed that after excavation PCB Aroclor 1254 will not be detected in the surface soil (0-0.5 feet bgs) at MH-SB-76 and MH-SB-118 with a detection limit of 50 µg/kg, while the concentrations for all the other chemicals will remain the same.

Table E.18 Estimated Excess Lifetime Cancer Risks and Non-Cancer Hazards for Kindergarten/Elementary School Students (5 to <11 Years) in Juan Cabrillo Elementary School Potentially Exposed to Soil through Direct Contact_School-Wide
Juan Cabrillo Elementary School and Malibu Middle/High School
Malibu, California

Chemical Group	Chemical	Soil EPC (µg/kg)[a]	EPC Type	Cancer Risk	HQ
Metal	Barium	137,500	95% UCL	--	0.0053
Metal	Cadmium	2,034	95% UCL	2.4E-07	0.028
Metal	Copper	19,200	95% UCL	--	0.0033
Metal	Mercury	55	95% UCL	--	0.0014
Metal	Silver	1,700	Maximum	--	0.0023
Metal	Vanadium	55,670	95% UCL	--	0.078
Metal	Zinc	57,340	95% UCL	--	0.0013
Organochlorine Pesticide	Chlordane (total)	141	95% UCL	1.7E-08	0.0020
Organochlorine Pesticide	4,4'-DDE	8.0	95% UCL	9.3E-10	0.00011
Organochlorine Pesticide	4,4'-DDT	5.7	95% UCL	6.6E-10	0.000081
Organochlorine Pesticide	Dieldrin	5.4	Maximum	3.0E-08	0.00078
Organochlorine Pesticide	Heptachlor epoxide	51	Maximum	1.6E-07	0.028
PCB	Aroclor 1260	250	Maximum	2.0E-07	0.098
Cumulative Cancer Risk/HI				**6E-07**	**0.2**

Notes:

-- = Not applicable
µg/kg = microgram per kilogram
bgs = below ground surface
DDE = Dichlorodiphenyldichloroethylene
DDT = Dichlorodiphenyltrichloroethane
EPC = Exposure Point Concentration
HI = Hazard Index
HQ = Hazard Quotient
PCB = Polychlorinated Biphenyl
UCL = Upper Confidence Limit

[a] Soil EPCs were calculated as the 95% UCLs on the mean soil concentrations at 0-2 feet bgs in Juan Cabrillo Elementary School. Only the maximum concentration between the duplicate sample and its primary sample was included in the calculation of the 95% UCLs. If a 95% UCL could not be calculated, the maximum detected concentration was used as the soil EPC.

Table E.19 Estimated Excess Lifetime Cancer Risks and Non-Cancer Hazards for Middle/High School Students (11 to <18 Years) in Malibu Middle/High School Potentially Exposed to Soil through Direct Contact_School-Wide
Juan Cabrillo Elementary School and Malibu Middle/High School
Malibu, California

Chemical Group	Chemical	Soil EPC (µg/kg)[a]	Middle School Student (11 to <14 years)		High School Student (14 to <18 years)		Middle and High School Student (11 to <18 years)	
			Cancer Risk	HQ	Cancer Risk	HQ	Cancer Risk	HQ
Metal	Cadmium	1,890	4.7E-08	0.0065	4.9E-08	0.0049	9.6E-08	0.0065
Metal	Copper	22,510	--	0.00097	--	0.00074	--	0.00097
Metal	Mercury	83	--	0.00062	--	0.00049	--	0.00062
Metal	Vanadium	54,740	--	0.020	--	0.015	--	0.020
Metal	Zinc	129,000	--	0.00074	--	0.00056	--	0.00074
Organochlorine Pesticide	Chlordane (total)	54	1.4E-09	0.00021	1.5E-09	0.00016	3.0E-09	0.00021
Organochlorine Pesticide	4,4'-DDE	19	4.9E-10	0.000074	5.3E-10	0.000058	1.0E-09	0.000074
Organochlorine Pesticide	4,4'-DDT	5.9	1.5E-10	0.000023	1.6E-10	0.000018	3.2E-10	0.000023
PCB	Aroclor 1254[b]	104	2.0E-08	0.013	2.3E-08	0.010	4.3E-08	0.013
PCB	Aroclor 1260	50	9.8E-09	0.0062	1.1E-08	0.0050	2.1E-08	0.0062
TPH	TPH C19-C32	192,100	--	0.011	--	0.0086	--	0.011
TPH	TPH C33-C40	149,600	--	0.0084	--	0.0067	--	0.0084
Cumulative Cancer Risk/HI			**8E-08**	**0.07**	**9E-08**	**0.05**	**2E-07**	**0.07**

Notes:

-- = Not applicable
EPC = Exposure Point Concentration
HI = Hazard Index
µg/kg = microgram per kilogram
PCB = Polychlorinated Biphenyl
HQ = Hazard Quotient
bgs = below ground surface
TPH = Total Petroleum Hydrocarbon
AOI = Area of Interest
DDE = Dichlorodiphenyldichloroethylene
DDT = Dichlorodiphenyltrichloroethane
UCL = Upper Confidence Limit

a. Soil EPCs were calculated as the 95% UCLs on the mean soil concentrations at 0-2 feet bgs in Malibu Middle/High School (excluding Athletic Fields [AOI-14] and Cornucopia [AOI-15]). Only the maximum concentration between the duplicate sample and its primary sample was included in the calculation of the 95% UCLs

b. It was assumed that after excavation PCB Aroclor 1254 will not be detected in the surface soil (0-0.5 feet bgs) at MH-SB-76 and MH-SB-118 with a detection limit of 50 µg/kg, while the concentrations for all the other chemicals will remain the same.

Table E.20 Estimated Excess Lifetime Cancer Risks and Non-Cancer Hazards for Teachers/Staff Potentially Exposed to Soil through Direct Contact_School-Wide
Juan Cabrillo Elementary School and Malibu Middle/High School
Malibu, California

Chemical Group	Chemical	Soil EPC (µg/kg)[a]	EPC Type	Cancer Risk	HQ
Juan Cabrillo Elementary School					
Metal	Barium	137,500	95% UCL	--	0.0012
Metal	Cadmium	2,034	95% UCL	3.0E-07	0.0045
Metal	Copper	19,200	95% UCL	--	0.00053
Metal	Mercury	55	95% UCL	--	0.00028
Metal	Silver	1,700	Maximum	--	0.00038
Metal	Vanadium	55,670	95% UCL	--	0.013
Metal	Zinc	57,340	95% UCL	--	0.00021
Organochlorine Pesticide	Chlordane (total)	141	95% UCL	2.3E-08	0.00037
Organochlorine Pesticide	4,4'-DDE	8.0	95% UCL	1.3E-09	0.000021
Organochlorine Pesticide	4,4'-DDT	5.7	95% UCL	9.0E-10	0.000015
Organochlorine Pesticide	Dieldrin	5.4	Maximum	4.0E-08	0.00014
Organochlorine Pesticide	Heptachlor epoxide	51	Maximum	2.2E-07	0.0051
PCB	Aroclor 1260	250	Maximum	3.1E-07	0.022
		Cumulative Cancer Risk/HI		**9E-07**	**0.05**
Malibu Middle/High School					
Metal	Cadmium	1,890	95% UCL	2.8E-07	0.0042
Metal	Copper	22,510	95% UCL	--	0.00062
Metal	Mercury	83	95% UCL	--	0.00043
Metal	Vanadium	54,740	95% UCL	--	0.013
Metal	Zinc	129,000	95% UCL	--	0.00048
Organochlorine Pesticide	Chlordane (total)	54	95% UCL	8.7E-09	0.00014
Organochlorine Pesticide	4,4'-DDE	19	95% UCL	3.0E-09	0.000050
Organochlorine Pesticide	4,4'-DDT	5.9	95% UCL	9.3E-10	0.000015
PCB	Aroclor 1254[b]	104	95% UCL	1.3E-07	0.0091
PCB	Aroclor 1260	50	95% UCL	6.2E-08	0.0044
TPH	TPH C19-C32	192,100	95% UCL	--	0.0074
TPH	TPH C33-C40	149,600	95% UCL	--	0.0058
		Cumulative Cancer Risk/HI		**5E-07**	**0.05**

Notes:

-- = Not applicable
µg/kg = microgram per kilogram
bgs = below ground surface
AOI = Area of Interest
DDE = Dichlorodiphenyldichloroethylene
DDT = Dichlorodiphenyltrichloroethane
EPC = Exposure Point Concentration
HI = Hazard Index
HQ = Hazard Quotient
PCB = Polychlorinated Biphenyl
TPH = Total Petroleum Hydrocarbon
UCL = Upper Confidence Limit

a. Soil EPCs were calculated as the 95% UCLs on the mean soil concentrations at 0-2 feet bgs in each school (Athletic Fields [AOI-14] and Cornucopia [AOI-15] were excluded from the Malibu Middle/High School). Only the maximum concentration between the duplicate sample and its primary sample was included in the calculation of the 95% UCLs. If a 95% UCL could not be calculated, the maximum detected concentration was used as the soil EPC.

b. It was assumed that after excavation PCB Aroclor 1254 will not be detected in the surface soil (0-0.5 feet bgs) at MH-SB-76 and MH-SB-118 with a detection limit of 50 µg/kg, while the concentrations for all the other chemicals will remain the same.

Table E.21 Estimated Excess Lifetime Cancer Risks and Non-Cancer Hazards for Middle/High School Students (11 to <18 Years) Potentially Exposed to Soil Vapor Migrating to Outdoor Air
Juan Cabrillo Elementary School and Malibu Middle/High School
Malibu, California

Chemical Group	Chemical	Soil Vapor Concentration (µg/L)[a]	Outdoor Air EPC (µg/m^3)	EPC Type	Middle School Student (11 to <14 years)		Middle School Student (14 to <18 years)		Middle and High School Student (11 to <18 years)	
					Cancer Risk	HQ	Cancer Risk	HQ	Cancer Risk	HQ
AOI-9 - 5 feet bgs										
VOC	Naphthalene	0.97	0.0047	95% UCL	1.3E-09	0.00034	1.7E-09	0.00029	3.1E-09	0.00034
VOC	Benzene	0.41	0.0029	95% UCL	7.2E-10	0.000021	9.1E-10	0.000018	1.6E-09	0.000021
VOC	n-Butylbenzene	0.28	0.0013	95% UCL	--	0.0000016	--	0.0000014	--	0.0000016
VOC	sec-Butylbenzene	0.29	0.0014	95% UCL	--	0.00000073	--	0.00000064	--	0.00000073
VOC	Cumene	0.42	0.0022	95% UCL	--	0.0000012	--	0.0000010	--	0.0000012
VOC	p-Cymene	0.25	0.0012	95% UCL	--	--	--	--	--	--
VOC	Ethyl Benzene	7.4	0.046	95% UCL	9.7E-10	0.0000098	1.2E-09	0.0000086	2.2E-09	0.0000098
VOC	n-Propylbenzene	1.5	0.0072	95% UCL	--	0.0000016	--	0.0000014	--	0.0000016
VOC	Toluene	18	0.13	95% UCL	--	0.000091	--	0.000080	--	0.000091
VOC	1,2,4-Trimethylbenzene	8.3	0.041	95% UCL	--	0.0013	--	0.0011	--	0.0013
VOC	1,3,5-Trimethylbenzene	2.7	0.014	95% UCL	--	0.000083	--	0.000073	--	0.000083
VOC	Xylenes (total)	56	0.35	95% UCL	--	0.00075	--	0.00066	--	0.00075
				Cumulative Cancer Risk/HI	**3E-09**	**0.003**	**4E-09**	**0.002**	**7E-09**	**0.003**
AOI-9 - 20 feet bgs										
VOC	Naphthalene	1.5	0.0017	95% UCL	5.0E-10	0.00012	6.3E-10	0.00011	1.1E-09	0.00012
VOC	Benzene	6.6	0.011	95% UCL	2.7E-09	0.000079	3.4E-09	0.000069	6.1E-09	0.000079
VOC	n-Butylbenzene	0.81	0.00087	95% UCL	--	0.0000011	--	0.00000094	--	0.0000011
VOC	sec-Butylbenzene	0.23	0.00025	95% UCL	--	0.00000014	--	0.00000012	--	0.00000014
VOC	Cumene	1.2	0.0015	95% UCL	--	0.00000083	--	0.00000072	--	0.00000083
VOC	p-Cymene	0.27	0.00029	95% UCL	--	--	--	--	--	--
VOC	Ethyl Benzene	61	0.087	95% UCL	1.8E-09	0.000019	2.3E-09	0.000016	4.2E-09	0.000019
VOC	n-Propylbenzene	3.6	0.0041	95% UCL	--	0.00000089	--	0.00000078	--	0.00000089
VOC	Toluene	575	0.94	95% UCL	--	0.00068	--	0.00059	--	0.00068
VOC	1,2,4-Trimethylbenzene	14	0.016	95% UCL	--	0.00048	--	0.00042	--	0.00048
VOC	1,3,5-Trimethylbenzene	5.5	0.0063	95% UCL	--	0.000039	--	0.000034	--	0.000039
VOC	Xylenes (total)	536	0.78	95% UCL	--	0.0017	--	0.0015	--	0.0017
				Cumulative Cancer Risk/HI	**5E-09**	**0.003**	**6E-09**	**0.003**	**1E-08**	**0.003**
AOI-12 Septic Tanks 1, 4, 11 - 5 feet bgs										
VOC	Benzene	0.098	0.00071	Maximum	1.7E-10	0.0000051	2.2E-10	0.0000044	3.9E-10	0.0000051
VOC	Chloroform	0.079	0.00067	Maximum	1.3E-10	0.0000015	1.7E-10	0.0000013	3.0E-10	0.0000015
VOC	Toluene	0.25	0.0018	Maximum	--	0.0000013	--	0.0000011	--	0.0000013
				Cumulative Cancer Risk/HI	**3E-10**	**0.000008**	**4E-10**	**0.000007**	**7E-10**	**0.000008**
AOI-12 Septic Tanks 1, 4, 11 - 10 feet bgs										
VOC	Naphthalene	0.064	0.00015	Maximum	4.2E-11	0.000011	5.4E-11	0.0000092	9.6E-11	0.000011
VOC	Benzene	0.14	0.00047	Maximum	1.1E-10	0.0000034	1.5E-10	0.0000029	2.6E-10	0.0000034
VOC	Cumene	0.046	0.00012	Maximum	--	0.000000063	--	0.000000055	--	0.000000063
VOC	p-Cymene	0.28	0.00063	Maximum	--	--	--	--	--	--
VOC	n-Propylbenzene	0.014	0.000033	Maximum	--	0.0000000070	--	0.0000000062	--	0.0000000070
VOC	Toluene	0.93	0.0031	Maximum	--	0.0000023	--	0.0000020	--	0.0000023
VOC	1,2,4-Trimethylbenzene	0.091	0.00021	Maximum	--	0.0000066	--	0.0000058	--	0.0000066
VOC	Xylenes (total)	0.36	0.0011	Maximum	--	0.0000023	--	0.0000020	--	0.0000023
				Cumulative Cancer Risk/HI	**2E-10**	**0.00003**	**2E-10**	**0.00002**	**4E-10**	**0.00003**
AOI-12 Septic Tanks 1, 4, 11 - 15 feet bgs										
VOC	Naphthalene	0.043	0.000062	Maximum	1.8E-11	0.0000044	2.3E-11	0.0000039	4.0E-11	0.0000044
VOC	Benzene	0.021	0.000045	Maximum	1.1E-11	0.00000032	1.4E-11	0.00000028	2.5E-11	0.00000032
VOC	sec-Butylbenzene	0.055	0.000076	Maximum	--	0.000000041	--	0.000000036	--	0.000000041
VOC	Cumene	0.019	0.000030	Maximum	--	0.000000016	--	0.000000014	--	0.000000016
VOC	p-Cymene	0.18	0.00025	Maximum	--	--	--	--	--	--
VOC	Ethyl Benzene	0.038	0.000069	Maximum	1.5E-12	0.000000015	1.9E-12	0.000000013	3.3E-12	0.000000015
VOC	Toluene	0.30	0.00064	Maximum	--	0.00000046	--	0.00000040	--	0.00000046
				Cumulative Cancer Risk/HI	**3E-11**	**0.000005**	**4E-11**	**0.000005**	**7E-11**	**0.000005**
AOI-12 Septic Tanks 1, 4, 11 - 20 feet bgs										
VOC	Benzene	0.081	0.00013	Maximum	3.1E-11	0.00000090	4E-11	0.00000079	7E-11	0.00000090
VOC	p-Cymene	0.065	0.000065	Maximum	--	--	--	--	--	--
VOC	Ethyl Benzene	0.024	0.000032	Maximum	6.7E-13	0.0000000068	9E-13	0.0000000060	2E-12	0.0000000068
VOC	n-Propylbenzene	0.24	0.00026	Maximum	--	0.000000056	--	0.000000049	--	0.000000056
VOC	Toluene	0.18	0.00027	95% UCL	--	0.00000020	--	0.00000017	--	0.00000020
VOC	Xylenes (total)	0.074	0.00010	Maximum	--	0.00000022	--	0.00000019	--	0.00000022
				Cumulative Cancer Risk/HI	**3E-11**	**0.000001**	**4E-11**	**0.000001**	**7E-11**	**0.000001**
AOI-12 Septic Tanks 3, 5, 6 - 5 feet bgs										
VOC	Benzene	0.089	0.00064	Maximum	1.6E-10	0.0000046	2.0E-10	0.0000040	3.6E-10	0.0000046
VOC	Toluene	0.23	0.0016	Maximum	--	0.0000012	--	0.0000010	--	0.0000012
				Cumulative Cancer Risk/HI	**2E-10**	**0.000006**	**2E-10**	**0.000005**	**4E-10**	**0.000006**
AOI-12 Septic Tanks 3, 5, 6 - 20 feet bgs										
VOC	Benzene	0.037	0.000084	95% UCL	2.1E-11	0.00000060	2.6E-11	0.00000053	4.7E-11	0.00000060
VOC	Toluene	0.12	0.00026	95% UCL	--	0.00000019	--	0.00000017	--	0.00000019
				Cumulative Cancer Risk/HI	**2E-11**	**0.0000008**	**3E-11**	**0.0000007**	**5E-11**	**0.0000008**

Notes:
-- = Not applicable
µg/L = microgram per liter
µg/m^3 = microgram per cubic meter
bgs = below ground surface
AOI = Area of Interest
EPC = Exposure Point Concentration
HI = Hazard Index
HQ = Hazard Quotient
UCL = Upper Confidence Limit
VOC = Volatile Organic Compound

a. Soil vapor concentrations used to calculate outdoor air EPCs were calculated as the 95% UCLs on the mean soil vapor concentrations in each AOI. Only the maximum concentration between the duplicate sample and its primary sample was included in the calculation of the 95% UCLs. If a 95% UCL could not be calculated, the maximum detected concentration was used.

Table E.22 Estimated Excess Lifetime Cancer Risks and Non-Cancer Hazards for Teachers/Staff Potentially Exposed to Soil Vapor Migrating to Outdoor Air
Juan Cabrillo Elementary School and Malibu Middle/High School
Malibu, California

Chemical Group	Chemical	Soil Vapor Concentration (µg/L)[a]	Outdoor Air EPC (µg/m^3)	EPC Type	Cancer Risk	HQ
AOI-9 - 5 feet bgs						
VOC	Naphthalene	0.97	0.0047	95% UCL	1.1E-08	0.00029
VOC	Benzene	0.41	0.0029	95% UCL	5.7E-09	0.000018
VOC	n-Butylbenzene	0.28	0.0013	95% UCL	--	0.0000014
VOC	sec-Butylbenzene	0.29	0.0014	95% UCL	--	0.00000064
VOC	Cumene	0.42	0.0022	95% UCL	--	0.0000010
VOC	p-Cymene	0.25	0.0012	95% UCL	--	--
VOC	Ethyl Benzene	7.4	0.046	95% UCL	7.7E-09	0.0000086
VOC	n-Propylbenzene	1.5	0.0072	95% UCL	--	0.0000014
VOC	Toluene	18	0.13	95% UCL	--	0.000080
VOC	1,2,4-Trimethylbenzene	8.3	0.041	95% UCL	--	0.0011
VOC	1,3,5-Trimethylbenzene	2.7	0.014	95% UCL	--	0.000073
VOC	Xylenes (total)	56	0.35	95% UCL	--	0.00066
				Cumulative Cancer Risk/HI	**2E-08**	**0.002**
AOI-9 - 20 feet bgs						
VOC	Naphthalene	1.5	0.0017	95% UCL	3.9E-09	0.00011
VOC	Benzene	6.6	0.011	95% UCL	2.2E-08	0.000069
VOC	n-Butylbenzene	0.81	0.00087	95% UCL	--	0.00000094
VOC	sec-Butylbenzene	0.23	0.00025	95% UCL	--	0.00000012
VOC	Cumene	1.2	0.0015	95% UCL	--	0.00000072
VOC	p-Cymene	0.27	0.00029	95% UCL	--	--
VOC	Ethyl Benzene	61	0.087	95% UCL	1.5E-08	0.000016
VOC	n-Propylbenzene	3.6	0.0041	95% UCL	--	0.00000078
VOC	Toluene	575	0.94	95% UCL	--	0.00059
VOC	1,2,4-Trimethylbenzene	14	0.016	95% UCL	--	0.00042
VOC	1,3,5-Trimethylbenzene	5.5	0.0063	95% UCL	--	0.000034
VOC	Xylenes (total)	536	0.78	95% UCL	--	0.0015
				Cumulative Cancer Risk/HI	**4E-08**	**0.003**
AOI-12 Septic Tanks 1, 4, 11 - 5 feet bgs						
VOC	Benzene	0.098	0.00071	Maximum	1.4E-09	0.0000044
VOC	Chloroform	0.079	0.00067	Maximum	1.0E-09	0.0000013
VOC	Toluene	0.25	0.0018	Maximum	--	0.0000011
				Cumulative Cancer Risk/HI	**2E-09**	**0.000007**
AOI-12 Septic Tanks 1, 4, 11 - 10 feet bgs						
VOC	Naphthalene	0.064	0.00015	Maximum	3.4E-10	0.0000092
VOC	Benzene	0.14	0.00047	Maximum	9.1E-10	0.0000029
VOC	Cumene	0.046	0.00012	Maximum	--	0.000000055
VOC	p-Cymene	0.28	0.00063	Maximum	--	--
VOC	n-Propylbenzene	0.014	0.000033	Maximum	--	0.0000000062
VOC	Toluene	0.93	0.0031	Maximum	--	0.0000020
VOC	1,2,4-Trimethylbenzene	0.091	0.00021	Maximum	--	0.0000058
VOC	Xylenes (total)	0.36	0.0011	Maximum	--	0.0000020
				Cumulative Cancer Risk/HI	**1E-09**	**0.00002**

Table E.22 Estimated Excess Lifetime Cancer Risks and Non-Cancer Hazards for Teachers/Staff Potentially Exposed to Soil Vapor Migrating to Outdoor Air
Juan Cabrillo Elementary School and Malibu Middle/High School
Malibu, California

Chemical Group	Chemical	Soil Vapor Concentration (µg/L)[a]	Outdoor Air EPC (µg/m^3)	EPC Type	Cancer Risk	HQ
AOI-12 Septic Tanks 1, 4, 11 - 15 feet bgs						
VOC	Naphthalene	0.043	0.000062	Maximum	1.4E-10	0.0000039
VOC	Benzene	0.021	0.000045	Maximum	8.7E-11	0.00000028
VOC	sec-Butylbenzene	0.055	0.000076	Maximum	--	0.000000036
VOC	Cumene	0.019	0.000030	Maximum	--	0.000000014
VOC	p-Cymene	0.18	0.00025	Maximum	--	--
VOC	Ethyl Benzene	0.038	0.000069	Maximum	1.2E-11	0.000000013
VOC	Toluene	0.30	0.00064	Maximum	--	0.00000040
				Cumulative Cancer Risk/HI	**2E-10**	**0.000005**
AOI-12 Septic Tanks 1, 4, 11 - 20 feet bgs						
VOC	Benzene	0.081	0.00013	Maximum	2.4E-10	0.00000079
VOC	p-Cymene	0.065	0.000065	Maximum	--	--
VOC	Ethyl Benzene	0.024	0.000032	Maximum	5.3E-12	0.0000000060
VOC	n-Propylbenzene	0.24	0.00026	Maximum	--	0.000000049
VOC	Toluene	0.18	0.00027	95% UCL	--	0.00000017
VOC	Xylenes (total)	0.074	0.00010	Maximum	--	0.00000019
				Cumulative Cancer Risk/HI	**3E-10**	**0.000001**
AOI-12 Septic Tanks 3, 5, 6 - 5 feet bgs						
VOC	Benzene	0.089	0.00064	Maximum	1.3E-09	0.0000040
VOC	Toluene	0.23	0.0016	Maximum	--	0.0000010
				Cumulative Cancer Risk/HI	**1E-09**	**0.000005**
AOI-12 Septic Tanks 3, 5, 6 - 20 feet bgs						
VOC	Benzene	0.037	0.000084	95% UCL	1.6E-10	0.00000053
VOC	Toluene	0.12	0.00026	95% UCL	--	0.00000017
				Cumulative Cancer Risk/HI	**2E-10**	**0.0000007**

Notes:
-- = Not applicable
µg/L = microgram per liter
µg/m^3 = microgram per cubic meter
bgs = below ground surface
AOI = Area of Interest
EPC = Exposure Point Concentration
HI = Hazard Index
HQ = Hazard Quotient
UCL = Upper Confidence Limit
VOC = Volatile Organic Compound

a. Soil vapor concentrations used to calculate outdoor air EPCs were calculated as the 95% UCLs on the mean soil vapor concentrations in each AOI. Only the maximum concentration between the duplicate sample and its primary sample was included in the calculation of the 95% UCLs. If a 95% UCL could not be calculated, the maximum detected concentration was used.

Table E.23 Estimated Excess Lifetime Cancer Risks and Non-Cancer Hazards for Future Middle/High School Students (11 to <18 Years) Potentially Exposed to Soil Vapor Migrating to Indoor Air
Juan Cabrillo Elementary School and Malibu Middle/High School
Malibu, California

Chemical Group	Chemical	Soil Vapor Concentration (µg/L)[a]	Indoor Air EPC (µg/m^3)	EPC Type	Middle School Student[b] (11 to <14 years)		Middle School Student[b] (14 to <18 years)		Middle and High School Student[b] (11 to <18 years)	
					Cancer Risk	HQ	Cancer Risk	HQ	Cancer Risk	HQ
AOI-9 - 5 feet bgs										
VOC	Naphthalene	0.97	0.059	95% UCL	2.8E-08	0.0064	3.7E-08	0.0064	6.5E-08	0.0064
VOC	Benzene	0.41	0.034	95% UCL	1.4E-08	0.00036	1.8E-08	0.00036	3.2E-08	0.00036
VOC	n-Butylbenzene	0.28	0.017	95% UCL	--	0.000031	--	0.000031	--	0.000031
VOC	sec-Butylbenzene	0.29	0.017	95% UCL	--	0.000014	--	0.000014	--	0.000014
VOC	Cumene	0.42	0.027	95% UCL	--	0.000022	--	0.000022	--	0.000022
VOC	p-Cymene	0.25	0.015	95% UCL	--	--	--	--	--	--
VOC	Ethyl Benzene	7.4	0.55	95% UCL	1.9E-08	0.00018	2.5E-08	0.00018	4.4E-08	0.00018
VOC	n-Propylbenzene	1.5	0.091	95% UCL	--	0.000029	--	0.000029	--	0.000029
VOC	Toluene	18	1.5	95% UCL	--	0.0016	--	0.0016	--	0.0016
VOC	1,2,4-Trimethylbenzene	8.3	0.52	95% UCL	--	0.024	--	0.024	--	0.024
VOC	1,3,5-Trimethylbenzene	2.7	0.17	95% UCL	--	0.0016	--	0.0016	--	0.0016
VOC	Xylenes (total)	56	4.2	95% UCL	--	0.013	--	0.013	--	0.013
				Cumulative Cancer Risk/HI	**6E-08**	**0.05**	**8E-08**	**0.05**	**1E-07**	**0.05**
AOI-9 - 20 feet bgs										
VOC	Naphthalene	1.5	0.033	95% UCL	1.6E-08	0.0036	2.1E-08	0.0036	3.7E-08	0.0036
VOC	Benzene	6.6	0.21	95% UCL	8.3E-08	0.0022	1.1E-07	0.0022	1.9E-07	0.0022
VOC	n-Butylbenzene	0.81	0.017	95% UCL	--	0.000031	--	0.000031	--	0.000031
VOC	sec-Butylbenzene	0.23	0.0049	95% UCL	--	0.0000040	--	0.0000040	--	0.0000040
VOC	Cumene	1.2	0.029	95% UCL	--	0.000024	--	0.000024	--	0.000024
VOC	p-Cymene	0.27	0.0057	95% UCL	--	--	--	--	--	--
VOC	Ethyl Benzene	61	1.7	95% UCL	5.7E-08	0.00053	7.6E-08	0.00053	1.3E-07	0.00053
VOC	n-Propylbenzene	3.6	0.080	95% UCL	--	0.000026	--	0.000026	--	0.000026
VOC	Toluene	575	18	95% UCL	--	0.019	--	0.019	--	0.019
VOC	1,2,4-Trimethylbenzene	14	0.30	95% UCL	--	0.014	--	0.014	--	0.014
VOC	1,3,5-Trimethylbenzene	5.5	0.12	95% UCL	--	0.0011	--	0.0011	--	0.0011
VOC	Xylenes (total)	536	15	95% UCL	--	0.048	--	0.048	--	0.048
				Cumulative Cancer Risk/HI	**2E-07**	**0.09**	**2E-07**	**0.09**	**4E-07**	**0.09**
AOI-12 Septic Tanks 1, 4, 11 - 5 feet bgs										
VOC	Benzene	0.098	0.0081	Maximum	3.3E-09	0.000088	4.4E-09	0.000088	7.6E-09	0.000088
VOC	Chloroform	0.079	0.0074	Maximum	2.3E-09	0.000024	3.1E-09	0.000024	5.5E-09	0.000024
VOC	Toluene	0.25	0.020	Maximum	--	0.000022	--	0.000022	--	0.000022
				Cumulative Cancer Risk/HI	**6E-09**	**0.0001**	**8E-09**	**0.0001**	**1E-08**	**0.0001**
AOI-12 Septic Tanks 1, 4, 11 - 10 feet bgs										
VOC	Naphthalene	0.064	0.0024	Maximum	1.1E-09	0.00026	1.5E-09	0.00026	2.7E-09	0.00026
VOC	Benzene	0.14	0.0073	Maximum	2.9E-09	0.000079	3.9E-09	0.000079	6.9E-09	0.000079
VOC	Cumene	0.046	0.0019	Maximum	--	0.0000015	--	0.0000015	--	0.0000015
VOC	p-Cymene	0.28	0.010	Maximum	--	--	--	--	--	--
VOC	n-Propylbenzene	0.014	0.00054	Maximum	--	0.00000017	--	0.00000017	--	0.00000017
VOC	Toluene	0.93	0.049	Maximum	--	0.000053	--	0.000053	--	0.000053
VOC	1,2,4-Trimethylbenzene	0.091	0.0035	Maximum	--	0.00016	--	0.00016	--	0.00016
VOC	Xylenes (total)	0.36	0.017	Maximum	--	0.000055	--	0.000055	--	0.000055
				Cumulative Cancer Risk/HI	**4E-09**	**0.0006**	**5E-09**	**0.0006**	**1E-08**	**0.0006**
AOI-12 Septic Tanks 1, 4, 11 - 15 feet bgs										
VOC	Naphthalene	0.043	0.0011	Maximum	5.4E-10	0.00012	7.2E-10	0.00012	1.3E-09	0.00012
VOC	Benzene	0.021	0.00080	Maximum	3.2E-10	0.0000086	4.3E-10	0.0000086	7.5E-10	0.0000086
VOC	sec-Butylbenzene	0.055	0.0014	Maximum	--	0.0000011	--	0.0000011	--	0.0000011
VOC	Cumene	0.019	0.00055	Maximum	--	0.00000044	--	0.00000044	--	0.00000044
VOC	p-Cymene	0.18	0.0046	Maximum	--	--	--	--	--	--
VOC	Ethyl Benzene	0.038	0.0012	Maximum	4.3E-11	0.00000040	5.8E-11	0.00000040	1.0E-10	0.00000040
VOC	Toluene	0.30	0.011	Maximum	--	0.000012	--	0.000012	--	0.000012
				Cumulative Cancer Risk/HI	**9E-10**	**0.0001**	**1E-09**	**0.0001**	**2E-09**	**0.0001**
AOI-12 Septic Tanks 1, 4, 11 - 20 feet bgs										
VOC	Benzene	0.081	0.0024	Maximum	9.8E-10	0.000026	1.3E-09	0.000026	2.3E-09	0.000026
VOC	p-Cymene	0.065	0.0013	Maximum	--	--	--	--	--	--
VOC	Ethyl Benzene	0.024	0.00062	Maximum	2.2E-11	0.00000020	2.9E-11	0.00000020	5.0E-11	0.00000020
VOC	n-Propylbenzene	0.24	0.0052	Maximum	--	0.0000017	--	0.0000017	--	0.0000017
VOC	Toluene	0.18	0.0053	95% UCL	--	0.0000057	--	0.0000057	--	0.0000057
VOC	Xylenes (total)	0.074	0.0020	Maximum	--	0.0000064	--	0.0000064	--	0.0000064
				Cumulative Cancer Risk/HI	**1E-09**	**0.00004**	**1E-09**	**0.00004**	**2E-09**	**0.00004**
AOI-12 Septic Tanks 3, 5, 6 - 5 feet bgs										
VOC	Benzene	0.089	0.0074	Maximum	3.0E-09	0.000080	4.0E-09	0.000080	6.9E-09	0.000080
VOC	Toluene	0.23	0.019	Maximum	--	0.000020	--	0.000020	--	0.000020
				Cumulative Cancer Risk/HI	**3E-09**	**0.0001**	**4E-09**	**0.0001**	**7E-09**	**0.0001**
AOI-12 Septic Tanks 3, 5, 6 - 20 feet bgs										
VOC	Benzene	0.037	0.0015	95% UCL	5.9E-10	0.000016	7.9E-10	0.000016	1.4E-09	0.000016
VOC	Toluene	0.12	0.0046	95% UCL	--	0.0000050	--	0.0000050	--	0.0000050
				Cumulative Cancer Risk/HI	**6E-10**	**0.00002**	**8E-10**	**0.00002**	**1E-09**	**0.00002**

Notes:
-- = Not applicable
µg/L = microgram per liter
µg/m^3 = microgram per cubic meter
bgs = below ground surface
AOI = Area of Interest
EPC = Exposure Point Concentration
HI = Hazard Index
HQ = Hazard Quotient
UCL = Upper Confidence Limit
VOC = Volatile Organic Compound

a. Soil vapor concentrations used to calculate indoor air EPCs were calculated as the 95% UCLs on the mean soil vapor concentrations in each AOI. Only the maximum concentration between the duplicate sample and its primary sample was included in the calculation of the 95% UCLs. If a 95% UCL could not be calculated, the maximum detected concentration was used.

b. Although currently there are no buildings over the soil gas sampling locations, it was conservatively assumed that future buildings could be constructed over these locations.

Table E.24 Estimated Excess Lifetime Cancer Risks and Non-Cancer Hazards for Future Teachers/Staff Potentially Exposed to Soil Vapor Migrating to Indoor Air
Juan Cabrillo Elementary School and Malibu Middle/High School
Malibu, California

Chemical Group	Chemical	Soil Vapor Concentration (µg/L)[a]	Indoor Air EPC (µg/m^3)	EPC Type	Cancer Risk[b]	HQ[b]
AOI-9 - 5 feet bgs						
VOC	Naphthalene	0.97	0.059	95% UCL	2.5E-07	0.0068
VOC	Benzene	0.41	0.034	95% UCL	1.2E-07	0.00039
VOC	n-Butylbenzene	0.28	0.017	95% UCL	--	0.000033
VOC	sec-Butylbenzene	0.29	0.017	95% UCL	--	0.000015
VOC	Cumene	0.42	0.027	95% UCL	--	0.000024
VOC	p-Cymene	0.25	0.015	95% UCL	--	--
VOC	Ethyl Benzene	7.4	0.55	95% UCL	1.7E-07	0.00019
VOC	n-Propylbenzene	1.5	0.091	95% UCL	--	0.000031
VOC	Toluene	18	1.5	95% UCL	--	0.0017
VOC	1,2,4-Trimethylbenzene	8.3	0.52	95% UCL	--	0.025
VOC	1,3,5-Trimethylbenzene	2.7	0.17	95% UCL	--	0.0017
VOC	Xylenes (total)	56	4.2	95% UCL	--	0.014
				Cumulative Cancer Risk/HI	**5E-07**	**0.05**
AOI-9 - 20 feet bgs						
VOC	Naphthalene	1.5	0.033	95% UCL	1.4E-07	0.0038
VOC	Benzene	6.6	0.21	95% UCL	7.4E-07	0.0024
VOC	n-Butylbenzene	0.81	0.017	95% UCL	--	0.000033
VOC	sec-Butylbenzene	0.23	0.0049	95% UCL	--	0.0000042
VOC	Cumene	1.2	0.029	95% UCL	--	0.000025
VOC	p-Cymene	0.27	0.0057	95% UCL	--	--
VOC	Ethyl Benzene	61	1.7	95% UCL	5.1E-07	0.00057
VOC	n-Propylbenzene	3.6	0.080	95% UCL	--	0.000027
VOC	Toluene	575	18	95% UCL	--	0.020
VOC	1,2,4-Trimethylbenzene	14	0.30	95% UCL	--	0.015
VOC	1,3,5-Trimethylbenzene	5.5	0.12	95% UCL	--	0.0012
VOC	Xylenes (total)	536	15	95% UCL	--	0.051
				Cumulative Cancer Risk/HI	**1E-06**	**0.09**
AOI-12 Septic Tanks 1, 4, 11 - 5 feet bgs						
VOC	Benzene	0.098	0.0081	Maximum	2.9E-08	0.000094
VOC	Chloroform	0.079	0.0074	Maximum	2.1E-08	0.000026
VOC	Toluene	0.25	0.020	Maximum	--	0.000024
				Cumulative Cancer Risk/HI	**5E-08**	**0.0001**
AOI-12 Septic Tanks 1, 4, 11 - 10 feet bgs						
VOC	Naphthalene	0.064	0.0024	Maximum	1.0E-08	0.00028
VOC	Benzene	0.14	0.0073	Maximum	2.6E-08	0.000084
VOC	Cumene	0.046	0.0019	Maximum	--	0.0000016
VOC	p-Cymene	0.28	0.010	Maximum	--	--
VOC	n-Propylbenzene	0.014	0.00054	Maximum	--	0.00000019
VOC	Toluene	0.93	0.049	Maximum	--	0.000057
VOC	1,2,4-Trimethylbenzene	0.091	0.0035	Maximum	--	0.00017
VOC	Xylenes (total)	0.36	0.017	Maximum	--	0.000059
				Cumulative Cancer Risk/HI	**4E-08**	**0.0007**

Table E.24 Estimated Excess Lifetime Cancer Risks and Non-Cancer Hazards for Future Teachers/Staff Potentially Exposed to Soil Vapor Migrating to Indoor Air
Juan Cabrillo Elementary School and Malibu Middle/High School
Malibu, California

Chemical Group	Chemical	Soil Vapor Concentration (µg/L)[a]	Indoor Air EPC (µg/m^3)	EPC Type	Cancer Risk[b]	HQ[b]
AOI-12 Septic Tanks 1, 4, 11 - 15 feet bgs						
VOC	Naphthalene	0.043	0.0011	Maximum	4.8E-09	0.00013
VOC	Benzene	0.021	0.00080	Maximum	2.8E-09	0.0000092
VOC	sec-Butylbenzene	0.055	0.0014	Maximum	--	0.0000012
VOC	Cumene	0.019	0.00055	Maximum	--	0.00000047
VOC	p-Cymene	0.18	0.0046	Maximum	--	--
VOC	Ethyl Benzene	0.038	0.0012	Maximum	3.9E-10	0.00000043
VOC	Toluene	0.30	0.011	Maximum	--	0.000013
				Cumulative Cancer Risk/HI	**8E-09**	**0.0002**
AOI-12 Septic Tanks 1, 4, 11 - 20 feet bgs						
VOC	Benzene	0.081	0.0024	Maximum	8.7E-09	0.000028
VOC	p-Cymene	0.065	0.0013	Maximum	--	--
VOC	Ethyl Benzene	0.024	0.00062	Maximum	1.9E-10	0.00000022
VOC	n-Propylbenzene	0.24	0.0052	Maximum	--	0.0000018
VOC	Toluene	0.18	0.0053	95% UCL	--	0.0000061
VOC	Xylenes (total)	0.074	0.0020	Maximum	--	0.0000068
				Cumulative Cancer Risk/HI	**9E-09**	**0.00004**
AOI-12 Septic Tanks 3, 5, 6 - 5 feet bgs						
VOC	Benzene	0.089	0.0074	Maximum	2.6E-08	0.000085
VOC	Toluene	0.23	0.019	Maximum	--	0.000021
				Cumulative Cancer Risk/HI	**3E-08**	**0.0001**
AOI-12 Septic Tanks 3, 5, 6 - 20 feet bgs						
VOC	Benzene	0.037	0.0015	95% UCL	5.3E-09	0.000017
VOC	Toluene	0.12	0.0046	95% UCL	--	0.0000053
				Cumulative Cancer Risk/HI	**5E-09**	**0.00002**

Notes:

-- = Not applicable
µg/L = microgram per liter
µg/m^3 = microgram per cubic meter
bgs = below ground surface
AOI = Area of Interest
EPC = Exposure Point Concentration
HI = Hazard Index
HQ = Hazard Quotient
UCL = Upper Confidence Limit
VOC = Volatile Organic Compound

a. Soil vapor concentrations used to calculate indoor air EPCs were calculated as the 95% UCLs on the mean soil vapor concentrations in each AOI. Only the maximum concentration between the duplicate sample and its primary sample was included in the calculation of the 95% UCLs. If a 95% UCL could not be calculated, the maximum detected concentration was used.
b. Although currently there are no buildings over the soil vapor sampling locations, it was conservatively assumed that future buildings could be constructed over these locations.

Table E.25 Estimated Excess Lifetime Cancer Risks and Non-Cancer Hazards for Hypothetical Future On-Site Residents Potentially Exposed to Soil through Direct Contact_By AOI

Juan Cabrillo Elementary School and Malibu Middle/High School
Malibu, California

Chemical Group	Chemical	Soil EPC (µg/kg)[a]	EPC Type	Cancer Risk	HQ
AOI-1					
Organochlorine Pesticide	Chlordane (total)	311	95% UCL	1.7E-07	0.0089
Organochlorine Pesticide	4,4'-DDE	23	Maximum	1.4E-08	0.00064
Organochlorine Pesticide	4,4'-DDT	18	Maximum	9.5E-09	0.00050
Organochlorine Pesticide	Dieldrin	5.4	Maximum	1.6E-07	0.0017
Organochlorine Pesticide	Heptachlor epoxide	51	Maximum	8.6E-07	0.064
PCB	Aroclor 1260	250	Maximum	1.0E-06	0.23
			Cumulative Cancer Risk/HI	**2E-06**	**0.3**
AOI-2					
Metal	Cadmium	7,200	Maximum	9.1E-09	1.6
Metal	Cobalt	22,000	Maximum	5.2E-08	0.96
Metal	Copper	38,000	Maximum	--	0.012
Metal	Mercury	100	Maximum	--	0.0043
Metal	Molybdenum	15,000	Maximum	--	0.038
Metal	Nickel	88,000	Maximum	5.9E-09	0.059
Metal	Selenium	4,200	Maximum	--	0.011
Metal	Vanadium	88,000	Maximum	--	0.23
Metal	Zinc	79,000	Maximum	--	0.0034
TPH	TPH C19-C32	35,000	Maximum	--	0.014
			Cumulative Cancer Risk/HI	**7E-08**	**2 (kidney) 1 (thyroid)**
AOI-4					
Metal	Barium	620,000	Maximum	--	0.041
Metal	Cadmium	4,200	Maximum	5.3E-09	0.92
Metal	Copper	32,000	Maximum	--	0.010
Metal	Mercury	110	Maximum	--	0.0048
Metal	Silver	1,700	Maximum	--	0.0044
Metal	Vanadium	88,000	Maximum	--	0.23
Metal	Zinc	140,000	Maximum	--	0.0061
Organochlorine Pesticide	4,4'-DDE	93	Maximum	5.8E-08	0.0026
Organochlorine Pesticide	4,4'-DDT	10	Maximum	5.3E-09	0.00028
			Cumulative Cancer Risk/HI	**7E-08**	**1**
AOI-5[b]					
Organochlorine Pesticide	Chlordane (total)	220	Maximum	1.2E-07	0.0063
Organochlorine Pesticide	4,4'-DDE	100	Maximum	6.3E-08	0.0028
Organochlorine Pesticide	4,4'-DDT	28	Maximum	1.5E-08	0.00078
PCB	Aroclor 1254	231	95% UCL	9.6E-07	0.21
PCB	Aroclor 1260	86	Maximum	3.6E-07	0.078
			Cumulative Cancer Risk/HI	**2E-06**	**0.3**

Table E.25 Estimated Excess Lifetime Cancer Risks and Non-Cancer Hazards for Hypothetical Future On-Site Residents Potentially Exposed to Soil through Direct Contact_By AOI

Juan Cabrillo Elementary School and Malibu Middle/High School
Malibu, California

Chemical Group	Chemical	Soil EPC (µg/kg)[a]	EPC Type	Cancer Risk	HQ
AOI-6					
Organochlorine Pesticide	4,4'-DDE	430	Maximum	2.7E-07	0.012
Organochlorine Pesticide	4,4'-DDT	37	Maximum	1.9E-08	0.0010
PCB	Aroclor 1254	84	Maximum	3.5E-07	0.076
PCB	Aroclor 1260	56	Maximum	2.3E-07	0.051
			Cumulative Cancer Risk/HI	**9E-07**	**0.1**
AOI-7					
Metal	Cadmium	3,592	95% UCL	4.6E-09	0.78
Metal	Copper	43,000	Maximum	--	0.014
Metal	Mercury	190	Maximum	--	0.0083
Metal	Vanadium	95,000	Maximum	--	0.24
Metal	Zinc	480,000	Maximum	--	0.021
Organochlorine Pesticide	4,4'-DDE	60	Maximum	3.8E-08	0.0017
Organochlorine Pesticide	4,4'-DDT	9.9	Maximum	5.2E-09	0.00028
			Cumulative Cancer Risk/HI	**5E-08**	**1**
AOI-8					
Metal	Copper	32,000	Maximum	--	0.010
Metal	Mercury	85	Maximum	--	0.0037
Metal	Nickel	82,000	Maximum	5.5E-09	0.055
TPH	TPH C19-C32	144,900	Maximum	--	0.058
TPH	TPH C33-C40	107,000	Maximum	--	0.043
			Cumulative Cancer Risk/HI	**5E-09**	**0.2**
AOI-10					
TPH	TPH C19-C32	35,500	Maximum	--	0.014
TPH	TPH C33-C40	20,100	Maximum	--	0.0080
			Cumulative Cancer Risk/HI	**--**	**0.02**
AOI-11					
Organochlorine Pesticide	Chlordane (total)	60	Maximum	3.3E-08	0.0017
TPH	TPH C19-C32	213,000	Maximum	--	0.085
TPH	TPH C33-C40	164,000	Maximum	--	0.066
			Cumulative Cancer Risk/HI	**3E-08**	**0.2**
AOI-12					
Metal	Beryllium	550	Maximum	4.0E-10	0.036
Metal	Cadmium	2,600	Maximum	3.3E-09	0.57
Metal	Copper	34,000	Maximum	--	0.011
Metal	Mercury	110	Maximum	--	0.0048
SVOC	Phenol	1,200	Maximum	--	0.000067
TPH	TPH C9-C18	19,580	Maximum	--	0.20
TPH	TPH C19-C32	39,000	Maximum	--	0.016
TPH	TPH C33-C40	25,800	Maximum	--	0.010
			Cumulative Cancer Risk/HI	**4E-09**	**0.8**

Table E.25 Estimated Excess Lifetime Cancer Risks and Non-Cancer Hazards for Hypothetical Future On-Site Residents Potentially Exposed to Soil through Direct Contact_By AOI
Juan Cabrillo Elementary School and Malibu Middle/High School
Malibu, California

Chemical Group	Chemical	Soil EPC (µg/kg)[a]	EPC Type	Cancer Risk	HQ
AOI-13					
Metal	Zinc	110,000	Maximum	--	0.0048
			Cumulative Cancer Risk/HI	**--**	**0.005**
AOI-14 (Football Field)					
Organochlorine Pesticide	4,4'-DDE	8.5	Maximum	5.3E-09	0.00024
			Cumulative Cancer Risk/HI	**5E-09**	**0.0002**
AOI-15					
Metal	Copper	110,000	Maximum	--	0.035
Metal	Mercury	330	Maximum	--	0.014
Metal	Silver	2,300	Maximum	--	0.0059
Metal	Vanadium	83,000	Maximum	--	0.21
Metal	Zinc	140,000	Maximum	--	0.0061
Organochlorine Pesticide	4,4'-DDE	49	Maximum	3.1E-08	0.0014
Organochlorine Pesticide	4,4'-DDT	8.5	Maximum	4.5E-09	0.00024
			Cumulative Cancer Risk/HI	**4E-08**	**0.3**
AOI-16					
Organochlorine Pesticide	4,4'-DDE	7.3	Maximum	4.6E-09	0.00020
			Cumulative Cancer Risk/HI	**5E-09**	**0.0002**

Notes:

-- = Not applicable
µg/kg = microgram per kilogram
bgs = below ground surface
AOI = Area of Interest
DDE = Dichlorodiphenyldichloroethylene
DDT = Dichlorodiphenyltrichloroethane
EPC = Exposure Point Concentration
HI = Hazard Index
HQ = Hazard Quotient
PCB = Polychlorinated Biphenyl
SVOC = Semivolatile Organic Compound
TPH = Total Petroleum Hydrocarbon
UCL = Upper Confidence Limit

a. Soil EPCs were the maximum soil concentrations at 0-10 feet bgs in each AOI or 95% UCLs on the mean soil concentrations at 0-10 feet bgs over a specific area. Only the maximum concentration between the duplicate sample and its primary sample was included in the calculation of the 95% UCLs.
b. It was assumed that after excavation PCB Aroclor 1254 will not be detected in the surface soil (0-0.5 feet bgs) at MH-SB-76 and MH-SB-118 with a detection limit of 50 µg/kg, while the concentrations for all the other chemicals will remain the same.

Table E.26 Estimated Excess Lifetime Cancer Risks and Non-Cancer Hazards for Hypothetical Future On-Site Residents Potentially Exposed to Soil Vapor Migrating to Outdoor Air
Juan Cabrillo Elementary School and Malibu Middle/High School
Malibu, California

Chemical Group	Chemical	Soil Vapor Concentration (µg/L)[a]	Outdoor Air EPC (µg/m^3)	Cancer Risk	HQ
AOI-9 - 5 feet bgs					
VOC	Naphthalene	1.7	0.0084	1.0E-07	0.0027
VOC	Benzene	0.68	0.0049	5.1E-08	0.00016
VOC	n-Butylbenzene	0.44	0.0021	--	0.000011
VOC	sec-Butylbenzene	0.48	0.0022	--	0.0000054
VOC	Cumene	0.71	0.0038	--	0.0000090
VOC	p-Cymene	0.38	0.0017	--	--
VOC	Ethyl Benzene	14	0.083	7.4E-08	0.000079
VOC	n-Propylbenzene	2.6	0.013	--	0.000012
VOC	Toluene	33	0.23	--	0.00075
VOC	1,2,4-Trimethylbenzene	15	0.073	--	0.010
VOC	1,3,5-Trimethylbenzene	4.8	0.024	--	0.00065
VOC	Xylenes (total)	103	0.65	--	0.0062
			Cumulative Cancer Risk/HI	**2E-07**	**0.02**
AOI-9 - 20 feet bgs					
VOC	Naphthalene	2.0	0.0023	2.7E-08	0.00072
VOC	Benzene	17	0.028	2.9E-07	0.00090
VOC	n-Butylbenzene	1.9	0.0021	--	0.000011
VOC	sec-Butylbenzene	0.59	0.00063	--	0.0000015
VOC	Cumene	3.8	0.0047	--	0.000011
VOC	p-Cymene	0.71	0.00077	--	--
VOC	Ethyl Benzene	78	0.11	9.9E-08	0.00011
VOC	n-Propylbenzene	10	0.012	--	0.000011
VOC	Toluene	727	1.2	--	0.0038
VOC	1,2,4-Trimethylbenzene	40	0.046	--	0.0063
VOC	1,3,5-Trimethylbenzene	16	0.019	--	0.00051
VOC	Xylenes (total)	575	0.84	--	0.0080
			Cumulative Cancer Risk/HI	**4E-07**	**0.02**
AOI-12 Septic Tanks 1, 4, 11 - 5 feet bgs					
VOC	Benzene	0.098	0.00071	7.3E-09	0.000023
VOC	Chloroform	0.079	0.00067	5.5E-09	0.0000066
VOC	Toluene	0.25	0.0018	--	0.0000057
			Cumulative Cancer Risk/HI	**1E-08**	**0.00003**

Table E.26 Estimated Excess Lifetime Cancer Risks and Non-Cancer Hazards for Hypothetical Future On-Site Residents Potentially Exposed to Soil Vapor Migrating to Outdoor Air
Juan Cabrillo Elementary School and Malibu Middle/High School
Malibu, California

Chemical Group	Chemical	Soil Vapor Concentration (µg/L)[a]	Outdoor Air EPC (µg/m^3)	Cancer Risk	HQ
AOI-12 Septic Tanks 1, 4, 11 - 10 feet bgs					
VOC	Naphthalene	0.064	0.00015	1.8E-09	0.000047
VOC	Benzene	0.14	0.00047	4.8E-09	0.000015
VOC	Cumene	0.046	0.00012	--	0.00000028
VOC	p-Cymene	0.28	0.00063	--	--
VOC	n-Propylbenzene	0.014	0.000033	--	0.000000031
VOC	Toluene	0.93	0.0031	--	0.000010
VOC	1,2,4-Trimethylbenzene	0.091	0.00021	--	0.000029
VOC	Xylenes (total)	0.36	0.0011	--	0.000010
			Cumulative Cancer Risk/HI	**7E-09**	**0.0001**
AOI-12 Septic Tanks 1, 4, 11 - 15 feet bgs					
VOC	Naphthalene	0.043	0.000062	7.5E-10	0.000020
VOC	Benzene	0.021	0.000045	4.6E-10	0.0000014
VOC	sec-Butylbenzene	0.055	0.000076	--	0.00000018
VOC	Cumene	0.019	0.000030	--	0.000000072
VOC	p-Cymene	0.18	0.00025	--	--
VOC	Ethyl Benzene	0.038	0.000069	6.1E-11	0.000000066
VOC	Toluene	0.30	0.00064	--	0.0000020
			Cumulative Cancer Risk/HI	**1E-09**	**0.00002**
AOI-12 Septic Tanks 1, 4, 11 - 20 feet bgs					
VOC	Benzene	0.081	0.00013	1.3E-09	0.0000040
VOC	p-Cymene	0.065	0.000065	--	--
VOC	Ethyl Benzene	0.024	0.000032	2.8E-11	0.000000030
VOC	n-Propylbenzene	0.24	0.00026	--	0.00000025
VOC	Toluene	0.45	0.00068	--	0.0000022
VOC	Xylenes (total)	0.074	0.00010	--	0.00000096
			Cumulative Cancer Risk/HI	**1E-09**	**0.000007**
AOI-12 Septic Tanks 3, 5, 6 - 5 feet bgs					
VOC	Benzene	0.089	0.00064	6.6E-09	0.000020
VOC	Toluene	0.23	0.0016	--	0.0000051
			Cumulative Cancer Risk/HI	**7E-09**	**0.00003**

Table E.26 Estimated Excess Lifetime Cancer Risks and Non-Cancer Hazards for Hypothetical Future On-Site Residents Potentially Exposed to Soil Vapor Migrating to Outdoor Air
Juan Cabrillo Elementary School and Malibu Middle/High School
Malibu, California

Chemical Group	Chemical	Soil Vapor Concentration (µg/L)[a]	Outdoor Air EPC (µg/m^3)	Cancer Risk	HQ
AOI-12 Septic Tanks 3, 5, 6 - 20 feet bgs					
VOC	Benzene	0.10	0.00024	2.4E-09	0.0000076
VOC	Toluene	0.40	0.00091	--	0.0000029
			Cumulative Cancer Risk/HI	**2E-09**	**0.00001**

Notes:

-- = Not applicable
µg/L = microgram per liter
µg/m^3 = microgram per cubic meter
bgs = below ground surface
AOI = Area of Interest
EPC = Exposure Point Concentration
HI = Hazard Index
HQ = Hazard Quotient
VOC = Volatile Organic Compound

a. Soil vapor concentrations used to calculate outdoor air EPCs were the maximum soil vapor concentrations in each AOI.

Table E.27 Estimated Excess Lifetime Cancer Risks and Non-Cancer Hazards for Hypothetical Future On-Site Residents Potentially Exposed to Soil Vapor Migrating to Indoor Air
Juan Cabrillo Elementary School and Malibu Middle/High School
Malibu, California

Chemical Group	Chemical	Soil Vapor Concentration (µg/L)[a]	Indoor Air EPC (µg/m^3)	Cancer Risk	HQ
AOI-9 - 5 feet bgs					
VOC	Naphthalene	1.7	0.85	1.0E-05	0.27
VOC	Benzene	0.68	0.45	4.7E-06	0.015
VOC	n-Butylbenzene	0.44	0.21	--	0.0012
VOC	sec-Butylbenzene	0.48	0.23	--	0.00055
VOC	Cumene	0.71	0.37	--	0.00090
VOC	p-Cymene	0.38	0.18	--	--
VOC	Ethyl Benzene	14	8.0	7.1E-06	0.0076
VOC	n-Propylbenzene	2.6	1.3	--	0.0013
VOC	Toluene	33	22	--	0.069
VOC	1,2,4-Trimethylbenzene	15	7.4	--	1.0
VOC	1,3,5-Trimethylbenzene	4.8	2.4	--	0.066
VOC	Xylenes (total)	103	62	--	0.59
			Cumulative Cancer Risk/HI	**2E-05**	**2**
AOI-9 - 20 feet bgs					
VOC	Naphthalene	2.0	0.35	4.2E-06	0.11
VOC	Benzene	17	4.2	4.4E-05	0.13
VOC	n-Butylbenzene	1.9	0.32	--	0.0018
VOC	sec-Butylbenzene	0.59	0.099	--	0.00024
VOC	Cumene	3.8	0.73	--	0.0017
VOC	p-Cymene	0.71	0.12	--	--
VOC	Ethyl Benzene	78	17	1.5E-05	0.016
VOC	n-Propylbenzene	10	1.8	--	0.0018
VOC	Toluene	727	179	--	0.57
VOC	1,2,4-Trimethylbenzene	40	7.1	--	0.98
VOC	1,3,5-Trimethylbenzene	16	2.9	--	0.079
VOC	Xylenes (total)	575	127	--	1.2
			Cumulative Cancer Risk/HI	**6E-05**	**3**
AOI-12 Septic Tanks 1, 4, 11 - 5 feet bgs					
VOC	Benzene	0.098	0.065	6.7E-07	0.0021
VOC	Chloroform	0.079	0.059	4.8E-07	0.00058
VOC	Toluene	0.25	0.16	--	0.00052
			Cumulative Cancer Risk/HI	**1E-06**	**0.003**

Table E.27 Estimated Excess Lifetime Cancer Risks and Non-Cancer Hazards for Hypothetical Future On-Site Residents Potentially Exposed to Soil Vapor Migrating to Indoor Air
Juan Cabrillo Elementary School and Malibu Middle/High School
Malibu, California

Chemical Group	Chemical	Soil Vapor Concentration (µg/L)[a]	Indoor Air EPC (µg/m^3)	Cancer Risk	HQ
AOI-12 Septic Tanks 1, 4, 11 - 10 feet bgs					
VOC	Naphthalene	0.064	0.020	2.4E-07	0.0062
VOC	Benzene	0.14	0.059	6.0E-07	0.0019
VOC	Cumene	0.046	0.015	--	0.000036
VOC	p-Cymene	0.28	0.084	--	--
VOC	n-Propylbenzene	0.014	0.0043	--	0.0000041
VOC	Toluene	0.93	0.39	--	0.0013
VOC	1,2,4-Trimethylbenzene	0.091	0.028	--	0.0039
VOC	Xylenes (total)	0.36	0.14	--	0.0013
			Cumulative Cancer Risk/HI	**8E-07**	**0.01**
AOI-12 Septic Tanks 1, 4, 11 - 15 feet bgs					
VOC	Naphthalene	0.043	0.0091	1.1E-07	0.0029
VOC	Benzene	0.021	0.0064	6.6E-08	0.00020
VOC	sec-Butylbenzene	0.055	0.011	--	0.000027
VOC	Cumene	0.019	0.0044	--	0.000011
VOC	p-Cymene	0.18	0.037	--	--
VOC	Ethyl Benzene	0.038	0.010	8.9E-09	0.0000096
VOC	Toluene	0.30	0.091	--	0.00029
			Cumulative Cancer Risk/HI	**2E-07**	**0.003**
AOI-12 Septic Tanks 1, 4, 11 - 20 feet bgs					
VOC	Benzene	0.081	0.019	2.0E-07	0.00062
VOC	p-Cymene	0.065	0.010	--	--
VOC	Ethyl Benzene	0.024	0.0050	4.4E-09	0.0000048
VOC	n-Propylbenzene	0.24	0.041	--	0.000040
VOC	Toluene	0.45	0.11	--	0.00034
VOC	Xylenes (total)	0.074	0.016	--	0.00015
		Cumulative Cancer Risk/HI		**2E-07**	**0.001**
AOI-12 Septic Tanks 3, 5, 6 - 5 feet bgs					
VOC	Benzene	0.089	0.059	6.1E-07	0.0019
VOC	Toluene	0.23	0.15	--	0.00047
			Cumulative Cancer Risk/HI	**6E-07**	**0.002**

Table E.27 Estimated Excess Lifetime Cancer Risks and Non-Cancer Hazards for Hypothetical Future On-Site Residents Potentially Exposed to Soil Vapor Migrating to Indoor Air
Juan Cabrillo Elementary School and Malibu Middle/High School
Malibu, California

Chemical Group	Chemical	Soil Vapor Concentration (µg/L)[a]	Indoor Air EPC (µg/m^3)	Cancer Risk	HQ
AOI-12 Septic Tanks 3, 5, 6 - 20 feet bgs					
VOC	Benzene	0.10	0.033	3.4E-07	0.0011
VOC	Toluene	0.40	0.13	--	0.00041
			Cumulative Cancer Risk/HI	**3E-07**	**0.001**

Notes:

-- = Not applicable
µg/L = microgram per liter
µg/m^3 = microgram per cubic meter
bgs = below ground surface
AOI = Area of Interest
EPC = Exposure Point Concentration
HI = Hazard Index
HQ = Hazard Quotient
VOC = Volatile Organic Compound

a. Soil vapor concentrations used to calculate indoor air EPCs were the maximum soil vapor concentrations in each AOI.

Table E.28 HHSRE Result Summary for School Receptors– Soil
Juan Cabrillo Elementary School and Malibu Middle/High School
Malibu, California

Exposure/ Decision Unit	Kindergarten/Elementary School Student (5 to <11 Years)		Middle School Student (11 to <14 years)		High School Student (14 to <18 years)		Middle and High School Student (11 to <18 years)		Teacher/Staff	
	Cumulative Cancer Risk	Cumulative HI	Cumulative Cancer Risk	Cumulative HI	Cumulative Cancer Risk	Cumulative HI	Cumulative Cancer Risk	Cumulative HI	Cumulative Cancer Risk	Cumulative HI
AOI-1	4E-07	0.1	--	--	--	--	--	--	6E-07	0.03
AOI-2	NS	NS	--	--	--	--	--	--	NS	NS
AOI-3	ND	ND	--	--	--	--	--	--	ND	ND
AOI-4	3E-07	0.1	--	--	--	--	--	--	3E-07	0.02
JCES School-Wide	**6E-07**	**0.2**	**--**	**--**	**--**	**--**	**--**	**--**	**9E-07**	**0.05**
AOI-5	--	--	5E-08	0.03	5E-08	0.02	1E-07	0.03	3E-07	0.02
AOI-6	--	--	2E-08	0.01	3E-08	0.01	5E-08	0.01	1E-07	0.01
AOI-7	--	--	5E-08	0.03	5E-08	0.02	1E-07	0.03	3E-07	0.02
AOI-8	--	--	--	0.01	--	0.01	--	0.01	--	0.009
AOI-9	--	--	NS	NS	NS	NS	NS	NS	NS	NS
AOI-10	--	--	--	0.003	--	0.002	--	0.003	--	0.002
AOI-11	--	--	2E-09	0.02	2E-09	0.02	3E-09	0.02	1E-08	0.01
AOI-12	--	--	NS	NS	NS	NS	NS	NS	NS	NS
AOI-13	--	--	--	0.0006	--	0.0005	--	0.0006	--	0.0004
AOI-14 (Baseball Field	--	--	No COPC Identified	No COPC Identified	No COPC Identified	No COPC Identified	No COPC Identified	No COPC Identified	No COPC Identified	No COPC Identified
AOI-14 (Football Field)	--	--	2E-10	0.00003	2E-10	0.00003	5E-10	0.00003	1E-09	0.00002
AOI-14 (Softball Field)	--	--	No COPC Identified	No COPC Identified	No COPC Identified	No COPC Identified	No COPC Identified	No COPC Identified	No COPC Identified	No COPC Identified
AOI-15	--	--	1E-09	0.03	1E-09	0.02	3E-09	0.03	8E-09	0.02
AOI-16	--	--	2E-10	0.00003	2E-10	0.00002	4E-10	0.00003	1E-09	0.00002
AOI-17	--	--	ND	ND	ND	ND	ND	ND	ND	ND
MHS-School-Wide[a]	**--**	**--**	**8E-08**	**0.07**	**9E-08**	**0.05**	**2E-07**	**0.07**	**5E-07**	**0.05**

Notes:

-- = Not applicable
AOI = Area of Interest
COPC = Chemical of Potential Concern
HHSRE = Human Health Screening Risk Evaluation
HI = Hazard Index
JCES = Juan Cabrillo Elementary School
MHS = Malibu Middle/High School
ND = No COPC was detected
NS = Not sampled

a. AOI-14 (Athletic Fields) and AOI-15 (Counicopia) were excluded from the MHS school-wide calculation.

Table E.29 HHSRE Result Summary for School Receptors – Soil Vapor
Juan Cabrillo Elementary School and Malibu Middle/High School
Malibu, California

Exposure/ Decision Unit	Soil Vapor Migrating to Outdoor Air								Soil Vapor Migrating to Indoor Air							
	Middle School Student (11 to <14 years)		Middle School Student (14 to <18 years)		Middle and High School Student (11 to <18 years)		Teacher/Staff		Middle School Student (11 to <14 years)		Middle School Student (14 to <18 years)		Middle and High School Student (11 to <18 years)		Teacher/Staff	
	Cumulative Cancer Risk	Cumulative HI	Cumulative Cancer Risk	Cumulative HI	Cumulative Cancer Risk	Cumulative HI	Cumulative Cancer Risk	Cumulative HI	Cumulative Cancer Risk	Cumulative HI	Cumulative Cancer Risk	Cumulative HI	Cumulative Cancer Risk	Cumulative HI	Cumulative Cancer Risk	Cumulative HI
AOI-9 - 5 feet bgs	3E-09	0.003	4E-09	0.002	7E-09	0.003	2E-08	0.002	6E-08	0.05	8E-08	0.05	1E-07	0.05	5E-07	0.05
AOI-9 - 20 feet bgs	5E-09	0.003	6E-09	0.003	1E-08	0.003	4E-08	0.003	2E-07	0.09	2E-07	0.09	4E-07	0.09	1E-06	0.09
AOI-12 Septic Tanks 1, 4, 11 - 5 feet bgs	3E-10	0.000008	4E-10	0.000007	7E-10	0.000008	2E-09	0.000007	6E-09	0.0001	8E-09	0.0001	1E-08	0.0001	5E-08	0.0001
AOI-12 Septic Tanks 1, 4, 11 - 10 feet bgs	2E-10	0.00003	2E-10	0.00002	4E-10	0.00003	1E-09	0.00002	4E-09	0.0006	5E-09	0.0006	1E-08	0.0006	4E-08	0.0007
AOI-12 Septic Tanks 1, 4, 11 - 15 feet bgs	3E-11	0.000005	4E-11	0.000005	7E-11	0.000005	2E-10	0.000005	9E-10	0.0001	1E-09	0.0001	2E-09	0.0001	8E-09	0.0002
AOI-12 Septic Tanks 1, 4, 11 - 20 feet bgs	3E-11	0.000001	4E-11	0.000001	7E-11	0.000001	3E-10	0.000001	1E-09	0.00004	1E-09	0.00004	2E-09	0.00004	9E-09	0.00004
AOI-12 Septic Tanks 3, 5, 6 - 5 feet bgs	2E-10	0.000006	2E-10	0.000005	4E-10	0.000006	1E-09	0.000005	3E-09	0.0001	4E-09	0.0001	7E-09	0.0001	3E-08	0.0001
AOI-12 Septic Tanks 3, 5, 6 - 20 feet bgs	2E-11	0.0000008	3E-11	0.0000007	5E-11	0.0000008	2E-10	0.0000007	6E-10	0.00002	8E-10	0.00002	1E-09	0.00002	5E-09	0.00002

Notes:

bgs = below ground surface

AOI = Area of Interest

HHSRE = Human Health Screening Risk Evaluation

HI = Hazard Index

Attachment A

Examples of Johnson and Ettinger Model Input/Output

Engineered Fill Calculations

Layer	1	2
Thickness (cm)	10	30
Bulk Density (g/cm^3)	1.66	1.8
Total Porosity (cm^3/cm^3)	0.375	0.3
Water-Filled Porosity (cm^3/cm^3)	0.054	0.15
Air-Filled Porosity (cm^3/cm^3)	0.321	0.15
D^{eff} (cm^2/sec)	1.42E-02	1.77E-03

Johnson and Ettinger Model Input: Benzene and 20 feet bgs in AOI-9 for Residential Scenario

DATA ENTRY SHEET

CALCULATE RISK-BASED SOIL GAS CONCENTRATION (enter "X" in "YES" box)

SG-ADV
Version 3.1; 02/04

YES: X

OR

CALCULATE INCREMENTAL RISKS FROM ACTUAL SOIL GAS CONCENTRATION (enter "X" in "YES" box and initial soil gas conc. below)

YES:

USEPA or CALEPA Toxicity values (enter "U" for USEPA or "C" for CALEPA in box below): NA

ENTER Chemical CAS No. (numbers only, no dashes)	ENTER Initial soil gas conc., C_W (µg/L)	Chemical	
71432		Benzene	<96184>

MORE ↓	ENTER Average soil/ groundwater temperature, T_S (°C)	ENTER Depth below grade to bottom of enclosed space floor, L_F (cm)	ENTER Depth below grade to water table, L_{WT} (cm)	ENTER Thickness of soil stratum A, h_A (cm)	ENTER Thickness of soil stratum B, (Enter value or 0) h_B (cm)	ENTER Thickness of soil stratum C, (Enter value or 0) h_C (cm)	ENTER Soil stratum directly above water table, (Enter A, B, or C)	ENTER SCS soil type directly above water table	ENTER Soil stratum A SCS soil type (used to estimate soil vapor permeability)	OR	ENTER User-defined stratum A soil vapor permeability, k_v (cm^2)
				Totals must add up to value of L_{WT} (cell D28)							
	19	15	609.6	609.6	0	0	nocap	nocap	S		

MORE ↓	ENTER Stratum A soil dry bulk density, ρ_b^A (g/cm^3)	ENTER Stratum A soil total porosity, n^A (unitless)	ENTER Stratum A soil water-filled porosity, θ_w^A (cm^3/cm^3)	ENTER Stratum B soil dry bulk density, ρ_b^B (g/cm^3)	ENTER Stratum B soil total porosity, n^B (unitless)	ENTER Stratum B soil water-filled porosity, θ_w^B (cm^3/cm^3)	ENTER Stratum C soil dry bulk density, ρ_b^C (g/cm^3)	ENTER Stratum C soil total porosity, n^C (unitless)	ENTER Stratum C soil water-filled porosity, θ_w^C (cm^3/cm^3)	Average vapor flow rate thru venting syster Qvent (cm^3/s)
	1.37	0.482	0.1965	1.37	0.482	0.1965	1.37	0.482	0.1965	0.00E+00

MORE ↓	ENTER Enclosed space floor thickness, L_{crack} (cm)	ENTER Soil-bldg. pressure differential, ΔP ($g/cm\text{-}s^2$)	ENTER Enclosed space floor length, L_B (cm)	ENTER Enclosed space floor width, W_B (cm)	ENTER Enclosed space height, H_B (cm)	ENTER Floor-wall seam crack width, w (cm)	ENTER Indoor air exchange rate, ER (1/h)	Crack Factor h (unitless)	Use width (W) or crack factor (F)	Average vapor flow rate into bldg., Q_{soil} (cm^3/s)
	10	40	1000	1000	243.84	0.1	0.5	0.005	F	8.33E+01

MORE ↓	ENTER Averaging time for carcinogens, AT_C (yrs)	ENTER Averaging time for noncarcinogens, AT_{NC} (yrs)	ENTER Exposure duration, ED (yrs)	ENTER Exposure frequency, EF (days/yr)	ENTER Inhalation Rate (m3/day)	ENTER Body Weight (kg)	Cancer Intake Factor	Noncancer Intake Factors	Target risk for carcinogens, TR (unitless)	Target hazard quotient for noncarcinogens, THQ (unitless)
ED1	NA	NA	NA	NA	NA	NA	NA	NA	NA	NA
ED2		NA	NA	NA	NA	NA	NA	NA		
							NA	NA	Used to calculate risk-based soil concentration.	

END

Johnson and Ettinger Model Output: Benzene and 20 feet bgs in AOI-9 for Residential Scenario

INTERMEDIATE CALCULATIONS SHEET

Benzene

Exposure duration, τ (sec)	Source-building separation, L_T (cm)	Stratum A soil air-filled porosity, θ_a^A (cm^3/cm^3)	Stratum B soil air-filled porosity, θ_a^B (cm^3/cm^3)	Stratum C soil air-filled porosity, θ_a^C (cm^3/cm^3)	Stratum A effective total fluid saturation, S_{te} (cm^3/cm^3)	Stratum A soil intrinsic permeability, k_i (cm^2)	Stratum A soil relative air permeability, k_{rg} (cm^2)	Stratum A soil effective vapor permeability, k_v (cm^2)	Thickness of capillary zone, L_{cz} (cm)	Total porosity in capillary zone, n_{cz} (cm^3/cm^3)	Air-filled porosity in capillary zone, $\theta_{a,cz}$ (cm^3/cm^3)	Water-filled porosity in capillary zone, $\theta_{w,cz}$ (cm^3/cm^3)	Floor-wall seam perimeter, X_{crack} (cm)
NA	594.6	0.286	0.286	0.286	0.334	1.01E-07	0.599	6.03E-08	0.00	0.482	0.179	0.303	4,000

Bldg. ventilation rate, $Q_{building}$ (cm^3/s)	Area of enclosed space below grade, A_B (cm^2)	Crack-to-total area ratio, η (unitless)	Crack depth below grade, Z_{crack} (cm)	Enthalpy of vaporization at ave. soil temperature, $\Delta H_{v,TS}$ (cal/mol)	Henry's law constant at ave. soil temperature, H_{TS} (atm-m^3/mol)	Henry's law constant at ave. soil temperature, H'_{TS} (unitless)	Vapor viscosity at ave. soil temperature, μ_{TS} (g/cm-s)	Stratum A effective diffusion coefficient, D^{eff}_A (cm^2/s)	Stratum B effective diffusion coefficient, D^{eff}_B (cm^2/s)	Stratum C effective diffusion coefficient, D^{eff}_C (cm^2/s)	Capillary zone effective diffusion coefficient, D^{eff}_{cz} (cm^2/s)	Total overall effective diffusion coefficient, D^{eff}_T (cm^2/s)	Diffusion path length, L_d (cm)
3.39E+04	1.06E+06	5.00E-03	15	8,030	4.19E-03	1.75E-01	1.78E-04	5.83E-03	0.00E+00	0.00E+00	1.25E-03	5.27E-03	594.6

Convection path length, L_p (cm)	Source vapor conc., C_{source} ($\mu g/m^3$)	Crack radius, r_{crack} (cm)	Average vapor flow rate into bldg., Q_{soil} (cm^3/s)	Crack effective diffusion coefficient, D^{crack} (cm^2/s)	Area of crack, A_{crack} (cm^2)	Exponent of equivalent foundation Peclet number, $\exp(Pe^f)$ (unitless)	Infinite source indoor attenuation coefficient, α (unitless)	Infinite source bldg. conc., $C_{building}$ ($\mu g/m^3$)	Unit risk factor, URF $(\mu g/m^3)^{-1}$	Reference conc., RfC (mg/m^3)	Soil vapor under bldg conc., C_{soil} ($\mu g/m^3$)	Foundation attenuation coefficient $C_{building}/C_{soil}$ β (unitless)
15	1.75E+02	1.33	8.33E+01	5.83E-03	5.30E+03	5.12E+11	2.49E-04	4.36E-02	NA	NA	4.4E-02	1.0E+00

END

Notes:

There are three layers included in this model (one associated with the Site-specific soil and two associated with the default engineered fill). The total overall effective diccusion coefficient is based on diffusion through all three layers as shown below:

$D^{eff}_T = L_T/\sum(L_i/D^{eff}_i)$ = 594.6/((10/1.42E-2)+(30/1.77E-3)+((609.6-15-10-30)/5.83E-3)) = 5.27E-3

Johnson and Ettinger Model Input: Benzene and 20 feet bgs in AOI-9 for School Scenario

DATA ENTRY SHEET

CALCULATE RISK-BASED SOIL GAS CONCENTRATION (enter "X" in "YES" box)

SG-ADV
Version 3.1; 02/04

YES: X

OR

CALCULATE INCREMENTAL RISKS FROM ACTUAL SOIL GAS CONCENTRATION (enter "X" in "YES" box and initial soil gas conc. below)

YES:

USEPA or CALEPA Toxicity values (enter "U" for USEPA or "C" for CALEPA in box below): NA

ENTER Chemical CAS No. (numbers only, no dashes)	ENTER Initial soil gas conc., C_W (µg/L)	Chemical
71432		Benzene

<96184>

MORE ↓	ENTER Average soil/ groundwater temperature, T_S (°C)	ENTER Depth below grade to bottom of enclosed space floor, L_F (cm)	ENTER Depth below grade to water table, L_{WT} (cm)	ENTER Thickness of soil stratum A, h_A (cm)	ENTER Thickness of soil stratum B, (Enter value or 0) h_B (cm)	ENTER Thickness of soil stratum C, (Enter value or 0) h_C (cm)	ENTER Soil stratum directly above water table, (Enter A, B, or C)	ENTER SCS soil type directly above water table	ENTER Soil stratum A SCS soil type (used to estimate soil vapor permeability)	OR	ENTER User-defined stratum A soil vapor permeability, k_v (cm^2)
				Totals must add up to value of L_{WT} (cell D28)							
	19	15	609.6	609.6	0	0	nocap	nocap	S		

MORE ↓	ENTER Stratum A soil dry bulk density, ρ_b^A (g/cm^3)	ENTER Stratum A soil total porosity, n^A (unitless)	ENTER Stratum A soil water-filled porosity, θ_w^A (cm^3/cm^3)	ENTER Stratum B soil dry bulk density, ρ_b^B (g/cm^3)	ENTER Stratum B soil total porosity, n^B (unitless)	ENTER Stratum B soil water-filled porosity, θ_w^B (cm^3/cm^3)	ENTER Stratum C soil dry bulk density, ρ_b^C (g/cm^3)	ENTER Stratum C soil total porosity, n^C (unitless)	ENTER Stratum C soil water-filled porosity, θ_w^C (cm^3/cm^3)	Average vapor flow rate thru venting syster Qvent (cm^3/s)
	1.37	0.482	0.1965	1.37	0.482	0.1965	1.37	0.482	0.1965	0.00E+00

MORE ↓	ENTER Enclosed space floor thickness, L_{crack} (cm)	ENTER Soil-bldg. pressure differential, ΔP ($g/cm\text{-}s^2$)	ENTER Enclosed space floor length, L_B (cm)	ENTER Enclosed space floor width, W_B (cm)	ENTER Enclosed space height, H_B (cm)	ENTER Floor-wall seam crack width, w (cm)	ENTER Indoor air exchange rate, ER (1/h)	Crack Factor h (unitless)	Use width (W) or crack factor (F)	Average vapor flow rate into bldg., Q_{soil} (cm^3/s)
	10	40	1000	1000	243.84	0.1	4	0.005	F	8.33E+01

MORE ↓	ENTER Averaging time for carcinogens, AT_C (yrs)	ENTER Averaging time for noncarcinogens, AT_{NC} (yrs)	ENTER Exposure duration, ED (yrs)	ENTER Exposure frequency, EF (days/yr)	ENTER Inhalation Rate (m3/day)	ENTER Body Weight (kg)	Cancer Intake Factor	Noncancer Intake Factors	Target risk for carcinogens, TR (unitless)	Target hazard quotient for noncarcinogens, THQ (unitless)
ED1	NA	NA	NA	NA	NA	NA	NA	NA	NA	NA
ED2		NA	NA	NA	NA	NA	NA	NA		
							NA	NA	Used to calculate risk-based soil concentration.	

END

Johnson and Ettinger Model Output: Benzene and 20 feet bgs in AOI-9 for School Scenario

INTERMEDIATE CALCULATIONS SHEET

Benzene

Exposure duration, τ (sec)	Source-building separation, L_T (cm)	Stratum A soil air-filled porosity, θ_a^A (cm^3/cm^3)	Stratum B soil air-filled porosity, θ_a^B (cm^3/cm^3)	Stratum C soil air-filled porosity, θ_a^C (cm^3/cm^3)	Stratum A effective total fluid saturation, S_{te} (cm^3/cm^3)	Stratum A soil intrinsic permeability, k_i (cm^2)	Stratum A soil relative air permeability, k_{rg} (cm^2)	Stratum A soil effective vapor permeability, k_v (cm^2)	Thickness of capillary zone, L_{cz} (cm)	Total porosity in capillary zone, n_{cz} (cm^3/cm^3)	Air-filled porosity in capillary zone, $\theta_{a,cz}$ (cm^3/cm^3)	Water-filled porosity in capillary zone, $\theta_{w,cz}$ (cm^3/cm^3)	Floor-wall seam perimeter, X_{crack} (cm)
NA	594.6	0.286	0.286	0.286	0.334	1.01E-07	0.599	6.03E-08	0.00	0.482	0.179	0.303	4,000

Bldg. ventilation rate, $Q_{building}$ (cm^3/s)	Area of enclosed space below grade, A_B (cm^2)	Crack-to-total area ratio, η (unitless)	Crack depth below grade, Z_{crack} (cm)	Enthalpy of vaporization at ave. soil temperature, $\Delta H_{v,TS}$ (cal/mol)	Henry's law constant at ave. soil temperature, H_{TS} (atm-m^3/mol)	Henry's law constant at ave.soil temperature, H'_{TS} (unitless)	Vapor viscosity at ave. soil temperature, μ_{TS} (g/cm-s)	Stratum A effective diffusion coefficient, D^{eff}_A (cm^2/s)	Stratum B effective diffusion coefficient, D^{eff}_B (cm^2/s)	Stratum C effective diffusion coefficient, D^{eff}_C (cm^2/s)	Capillary zone effective diffusion coefficient, D^{eff}_{cz} (cm^2/s)	Total overall effective diffusion coefficient, D^{eff}_T (cm^2/s)	Diffusion path length, L_d (cm)
2.71E+05	1.06E+06	5.00E-03	15	8,030	4.19E-03	1.75E-01	1.78E-04	5.83E-03	0.00E+00	0.00E+00	1.25E-03	5.27E-03	594.6

Convection path length, L_p (cm)	Source vapor conc., C_{source} ($\mu g/m^3$)	Crack radius, r_{crack} (cm)	Average vapor flow rate into bldg., Q_{soil} (cm^3/s)	Crack effective diffusion coefficient, D^{crack} (cm^2/s)	Area of crack, A_{crack} (cm^2)	Exponent of equivalent foundation Peclet number, $\exp(Pe^f)$ (unitless)	Infinite source indoor attenuation coefficient, α (unitless)	Infinite source bldg. conc., $C_{building}$ ($\mu g/m^3$)	Unit risk factor, URF $(\mu g/m^3)^{-1}$	Reference conc., RfC (mg/m^3)	Soil vapor under bldg conc., C_{soil} ($\mu g/m^3$)	Foundation attenuation coefficient $C_{building}/C_{soil}$ β (unitless)
15	1.75E+02	1.33	8.33E+01	5.83E-03	5.30E+03	5.12E+11	3.12E-05	5.45E-03	NA	NA	5.4E-03	1.0E+00

END

Notes:

There are three layers included in this model (one associated with the Site-specific soil and two associated with the default engineered fill). The total overall effective diccusion coefficient is based on diffusion through all three layers as shown below:

$D^{eff}_T = L_T/\sum(L_i/D^{eff}_i)$ = 594.6/((10/1.42E-2)+(30/1.77E-3)+((609.6-15-10-30)/5.83E-3)) = 5.27E-3

Johnson and Ettinger Model Input: Benzene and 20 feet bgs in Septic Tank 1, 4, 11 of AOI-12 for Residential Scenario

DATA ENTRY SHEET

CALCULATE RISK-BASED SOIL GAS CONCENTRATION (enter "X" in "YES" box)

SG-ADV
Version 3.1; 02/04

YES: X

OR

CALCULATE INCREMENTAL RISKS FROM ACTUAL SOIL GAS CONCENTRATION (enter "X" in "YES" box and initial soil gas conc. below)

YES:

USEPA or CALEPA Toxicity values (enter "U" for USEPA or "C" for CALEPA in box below): NA

ENTER Chemical CAS No. (numbers only, no dashes)	ENTER Initial soil gas conc., C_W (µg/L)	Chemical
71432		Benzene

<96184>

MORE	ENTER Average soil/ groundwater temperature, T_S (°C)	ENTER Depth below grade to bottom of enclosed space floor, L_F (cm)	ENTER Depth below grade to water table, L_{WT} (cm)	ENTER Thickness of soil stratum A, h_A (cm)	ENTER Thickness of soil stratum B, (Enter value or 0) h_B (cm)	ENTER Thickness of soil stratum C, (Enter value or 0) h_C (cm)	ENTER Soil stratum directly above water table, (Enter A, B, or C)	ENTER SCS soil type directly above water table	ENTER Soil stratum A SCS soil type (used to estimate soil vapor permeability)	OR	ENTER User-defined stratum A soil vapor permeability, k_v (cm^2)
				Totals must add up to value of L_{WT} (cell D28)							
	19	15	609.6	304.8	304.8	0	nocap	nocap	S		

MORE	ENTER Stratum A soil dry bulk density, ρ_b^A (g/cm^3)	ENTER Stratum A soil total porosity, n^A (unitless)	ENTER Stratum A soil water-filled porosity, θ_w^A (cm^3/cm^3)	ENTER Stratum B soil dry bulk density, ρ_b^B (g/cm^3)	ENTER Stratum B soil total porosity, n^B (unitless)	ENTER Stratum B soil water-filled porosity, θ_w^B (cm^3/cm^3)	ENTER Stratum C soil dry bulk density, ρ_b^C (g/cm^3)	ENTER Stratum C soil total porosity, n^C (unitless)	ENTER Stratum C soil water-filled porosity, θ_w^C (cm^3/cm^3)	Average vapor flow rate thru venting syster Qvent (cm^3/s)
	1.37	0.482	0.1965	1.49	0.439	0.18	1.49	0.439	0.18	0.00E+00

MORE	ENTER Enclosed space floor thickness, L_{crack} (cm)	ENTER Soil-bldg. pressure differential, ΔP ($g/cm\text{-}s^2$)	ENTER Enclosed space floor length, L_B (cm)	ENTER Enclosed space floor width, W_B (cm)	ENTER Enclosed space height, H_B (cm)	ENTER Floor-wall seam crack width, w (cm)	ENTER Indoor air exchange rate, ER (1/h)	Crack Factor h (unitless)	Use width (W) or crack factor (F)	Average vapor flow rate into bldg., Q_{soil} (cm^3/s)
	10	40	1000	1000	243.84	0.1	0.5	0.005	F	8.33E+01

MORE	ENTER Averaging time for carcinogens, AT_C (yrs)	ENTER Averaging time for noncarcinogens, AT_{NC} (yrs)	ENTER Exposure duration, ED (yrs)	ENTER Exposure frequency, EF (days/yr)	ENTER Inhalation Rate (m3/day)	ENTER Body Weight (kg)	Cancer Intake Factor	Noncancer Intake Factors	Target risk for carcinogens, TR (unitless)	Target hazard quotient for noncarcinogens, THQ (unitless)
ED1	NA	NA	NA	NA	NA	NA	NA	NA	NA	NA
ED2		NA	NA	NA	NA	NA	NA	NA		
							NA	NA	Used to calculate risk-based soil concentration.	

END

Johnson and Ettinger Model Output: Benzene and 20 feet bgs in Septic Tank 1, 4, 11 of AOI-12 for Residential Scenario

INTERMEDIATE CALCULATIONS SHEET

Benzene

Exposure duration, τ (sec)	Source-building separation, L_T (cm)	Stratum A soil air-filled porosity, θ_a^A (cm^3/cm^3)	Stratum B soil air-filled porosity, θ_a^B (cm^3/cm^3)	Stratum C soil air-filled porosity, θ_a^C (cm^3/cm^3)	Stratum A effective total fluid saturation, S_{te} (cm^3/cm^3)	Stratum A soil intrinsic permeability, k_i (cm^2)	Stratum A soil relative air permeability, k_{rg} (cm^2)	Stratum A soil effective vapor permeability, k_v (cm^2)	Thickness of capillary zone, L_{cz} (cm)	Total porosity in capillary zone, n_{cz} (cm^3/cm^3)	Air-filled porosity in capillary zone, $\theta_{a,cz}$ (cm^3/cm^3)	Water-filled porosity in capillary zone, $\theta_{w,cz}$ (cm^3/cm^3)	Floor-wall seam perimeter, X_{crack} (cm)
NA	594.6	0.286	0.259	0.259	0.334	1.01E-07	0.599	6.03E-08	0.00	0.439	0.136	0.303	4,000

Bldg. ventilation rate, $Q_{building}$ (cm^3/s)	Area of enclosed space below grade, A_B (cm^2)	Crack-to-total area ratio, η (unitless)	Crack depth below grade, Z_{crack} (cm)	Enthalpy of vaporization at ave. soil temperature, $\Delta H_{v,TS}$ (cal/mol)	Henry's law constant at ave. soil temperature, H_{TS} (atm-m^3/mol)	Henry's law constant at ave. soil temperature, H'_{TS} (unitless)	Vapor viscosity at ave. soil temperature, μ_{TS} (g/cm-s)	Stratum A effective diffusion coefficient, D^{eff}_A (cm^2/s)	Stratum B effective diffusion coefficient, D^{eff}_B (cm^2/s)	Stratum C effective diffusion coefficient, D^{eff}_C (cm^2/s)	Capillary zone effective diffusion coefficient, D^{eff}_{cz} (cm^2/s)	Total overall effective diffusion coefficient, D^{eff}_T (cm^2/s)	Diffusion path length, L_d (cm)
3.39E+04	1.06E+06	5.00E-03	15	8,030	4.19E-03	1.75E-01	1.78E-04	5.83E-03	5.08E-03	0.00E+00	6.06E-04	4.93E-03	594.6

Convection path length, L_p (cm)	Source vapor conc., C_{source} ($\mu g/m^3$)	Crack radius, r_{crack} (cm)	Average vapor flow rate into bldg., Q_{soil} (cm^3/s)	Crack effective diffusion coefficient, D^{crack} (cm^2/s)	Area of crack, A_{crack} (cm^2)	Exponent of equivalent foundation Peclet number, $\exp(Pe^f)$ (unitless)	Infinite source indoor attenuation coefficient, α (unitless)	Infinite source bldg. conc., $C_{building}$ ($\mu g/m^3$)	Unit risk factor, URF $(\mu g/m^3)^{-1}$	Reference conc., RfC (mg/m^3)	Soil vapor under bldg conc., C_{soil} ($\mu g/m^3$)	Foundation attenuation coefficient $C_{building}/C_{soil}$ β (unitless)
15	1.75E+02	1.33	8.33E+01	5.83E-03	5.30E+03	5.12E+11	2.35E-04	4.11E-02	NA	NA	4.1E-02	1.0E+00

END

Notes:

There are four layers included in this model (two associated with the Site-specific soil and two associated with the default engineered fill). The total overall effective diccusion coefficient is based on diffusion through all four layers as shown below:

$D^{eff}_T = L_T/\sum(L_i/D^{eff}_i) = 594.6/((10/1.42E\text{-}2)+(30/1.77E\text{-}3)+((304.8\text{-}15\text{-}10\text{-}30)/5.83E\text{-}3)+(304.8/5.08E\text{-}3)) = 4.93E\text{-}3$

Johnson and Ettinger Model Input: Benzene and 20 feet bgs in Septic Tank 1, 4, 11 of AOI-12 for School Scenario

DATA ENTRY SHEET

CALCULATE RISK-BASED SOIL GAS CONCENTRATION (enter "X" in "YES" box)

SG-ADV
Version 3.1; 02/04

YES: X

OR

CALCULATE INCREMENTAL RISKS FROM ACTUAL SOIL GAS CONCENTRATION (enter "X" in "YES" box and initial soil gas conc. below)

YES:

USEPA or CALEPA Toxicity values (enter "U" for USEPA or "C" for CALEPA in box below): NA

ENTER Chemical CAS No. (numbers only, no dashes)	ENTER Initial soil gas conc., C_W (µg/L)	Chemical
71432		Benzene

<96184>

MORE ↓	ENTER Average soil/ groundwater temperature, T_S (°C)	ENTER Depth below grade to bottom of enclosed space floor, L_F (cm)	ENTER Depth below grade to water table, L_{WT} (cm)	ENTER Thickness of soil stratum A, h_A (cm)	ENTER Thickness of soil stratum B, (Enter value or 0) h_B (cm)	ENTER Thickness of soil stratum C, (Enter value or 0) h_C (cm)	ENTER Soil stratum directly above water table, (Enter A, B, or C)	ENTER SCS soil type directly above water table	ENTER Soil stratum A SCS soil type (used to estimate soil vapor permeability)	OR	ENTER User-defined stratum A soil vapor permeability, k_v (cm^2)
				Totals must add up to value of L_{WT} (cell D28)							
	19	15	609.6	304.8	304.8	0	nocap	nocap	S		

MORE ↓	ENTER Stratum A soil dry bulk density, ρ_b^A (g/cm^3)	ENTER Stratum A soil total porosity, n^A (unitless)	ENTER Stratum A soil water-filled porosity, θ_w^A (cm^3/cm^3)	ENTER Stratum B soil dry bulk density, ρ_b^B (g/cm^3)	ENTER Stratum B soil total porosity, n^B (unitless)	ENTER Stratum B soil water-filled porosity, θ_w^B (cm^3/cm^3)	ENTER Stratum C soil dry bulk density, ρ_b^C (g/cm^3)	ENTER Stratum C soil total porosity, n^C (unitless)	ENTER Stratum C soil water-filled porosity, θ_w^C (cm^3/cm^3)	Average vapor flow rate thru venting syster Qvent (cm^3/s)
	1.37	0.482	0.1965	1.49	0.439	0.18	1.49	0.439	0.18	0.00E+00

MORE ↓	ENTER Enclosed space floor thickness, L_{crack} (cm)	ENTER Soil-bldg. pressure differential, ΔP ($g/cm\text{-}s^2$)	ENTER Enclosed space floor length, L_B (cm)	ENTER Enclosed space floor width, W_B (cm)	ENTER Enclosed space height, H_B (cm)	ENTER Floor-wall seam crack width, w (cm)	ENTER Indoor air exchange rate, ER (1/h)	Crack Factor h (unitless)	Use width (W) or crack factor (F)	Average vapor flow rate into bldg., Q_{soil} (cm^3/s)
	10	40	1000	1000	243.84	0.1	4	0.005	F	8.33E+01

MORE ↓	ENTER Averaging time for carcinogens, AT_C (yrs)	ENTER Averaging time for noncarcinogens, AT_{NC} (yrs)	ENTER Exposure duration, ED (yrs)	ENTER Exposure frequency, EF (days/yr)	ENTER Inhalation Rate (m3/day)	ENTER Body Weight (kg)	Cancer Intake Factor	Noncancer Intake Factors	Target risk for carcinogens, TR (unitless)	Target hazard quotient for noncarcinogens, THQ (unitless)
ED1	NA	NA	NA	NA	NA	NA	NA	NA	NA	NA
ED2		NA	NA	NA	NA	NA	NA	NA		
							NA	NA	Used to calculate risk-based soil concentration.	

END

Johnson and Ettinger Model Output: Benzene and 20 feet bgs in Septic Tank 1, 4, 11 of AOI-12 for School Scenario

INTERMEDIATE CALCULATIONS SHEET

Benzene

Exposure duration, τ (sec)	Source-building separation, L_T (cm)	Stratum A soil air-filled porosity, θ_a^A (cm^3/cm^3)	Stratum B soil air-filled porosity, θ_a^B (cm^3/cm^3)	Stratum C soil air-filled porosity, θ_a^C (cm^3/cm^3)	Stratum A effective total fluid saturation, S_{te} (cm^3/cm^3)	Stratum A soil intrinsic permeability, k_i (cm^2)	Stratum A soil relative air permeability, k_{rg} (cm^2)	Stratum A soil effective vapor permeability, k_v (cm^2)	Thickness of capillary zone, L_{cz} (cm)	Total porosity in capillary zone, n_{cz} (cm^3/cm^3)	Air-filled porosity in capillary zone, $\theta_{a,cz}$ (cm^3/cm^3)	Water-filled porosity in capillary zone, $\theta_{w,cz}$ (cm^3/cm^3)	Floor-wall seam perimeter, X_{crack} (cm)
NA	594.6	0.286	0.259	0.259	0.334	1.01E-07	0.599	6.03E-08	0.00	0.439	0.136	0.303	4,000

Bldg. ventilation rate, $Q_{building}$ (cm^3/s)	Area of enclosed space below grade, A_B (cm^2)	Crack-to-total area ratio, η (unitless)	Crack depth below grade, Z_{crack} (cm)	Enthalpy of vaporization at ave. soil temperature, $\Delta H_{v,TS}$ (cal/mol)	Henry's law constant at ave. soil temperature, H_{TS} (atm-m^3/mol)	Henry's law constant at ave.soil temperature, H'_{TS} (unitless)	Vapor viscosity at ave. soil temperature, μ_{TS} (g/cm-s)	Stratum A effective diffusion coefficient, D^{eff}_A (cm^2/s)	Stratum B effective diffusion coefficient, D^{eff}_B (cm^2/s)	Stratum C effective diffusion coefficient, D^{eff}_C (cm^2/s)	Capillary zone effective diffusion coefficient, D^{eff}_{cz} (cm^2/s)	Total overall effective diffusion coefficient, D^{eff}_T (cm^2/s)	Diffusion path length, L_d (cm)
2.71E+05	1.06E+06	5.00E-03	15	8,030	4.19E-03	1.75E-01	1.78E-04	5.83E-03	5.08E-03	0.00E+00	6.06E-04	4.93E-03	594.6

Convection path length, L_p (cm)	Source vapor conc., C_{source} ($\mu g/m^3$)	Crack radius, r_{crack} (cm)	Average vapor flow rate into bldg., Q_{soil} (cm^3/s)	Crack effective diffusion coefficient, D^{crack} (cm^2/s)	Area of crack, A_{crack} (cm^2)	Exponent of equivalent foundation Peclet number, $\exp(Pe^f)$ (unitless)	Infinite source indoor attenuation coefficient, α (unitless)	Infinite source bldg. conc., $C_{building}$ ($\mu g/m^3$)	Unit risk factor, URF $(\mu g/m^3)^{-1}$	Reference conc., RfC (mg/m^3)	Soil vapor under bldg conc., C_{soil} ($\mu g/m^3$)	Foundation attenuation coefficient $C_{building}/C_{soil}$ β (unitless)
15	1.75E+02	1.33	8.33E+01	5.83E-03	5.30E+03	5.12E+11	2.94E-05	5.13E-03	NA	NA	5.1E-03	1.0E+00

END

Notes:

There are four layers included in this model (two associated with the Site-specific soil and two associated with the default engineered fill). The total overall effective diccusion coefficient is based on diffusion through all four layers as shown below:

$D^{eff}_T = L_T/\sum(L_i/D^{eff}_i) = 594.6/((10/1.42E\text{-}2)+(30/1.77E\text{-}3)+((304.8\text{-}15\text{-}10\text{-}30)/5.83E\text{-}3)+(304.8/5.08E\text{-}3)) = 4.93E\text{-}3$

Johnson and Ettinger Model Input: Benzene and 20 feet bgs in Septic Tank 3, 5, 6 of AOI-12 for Residential Scenario

DATA ENTRY SHEET

CALCULATE RISK-BASED SOIL GAS CONCENTRATION (enter "X" in "YES" box)

SG-ADV
Version 3.1; 02/04

YES: X

OR

CALCULATE INCREMENTAL RISKS FROM ACTUAL SOIL GAS CONCENTRATION (enter "X" in "YES" box and initial soil gas conc. below)

YES:

USEPA or CALEPA Toxicity values (enter "U" for USEPA or "C" for CALEPA in box below): NA

ENTER Chemical CAS No. (numbers only, no dashes)	ENTER Initial soil gas conc., C_W (µg/L)	Chemical
71432		Benzene <96184>

MORE ↓	ENTER Average soil/ groundwater temperature, T_S (°C)	ENTER Depth below grade to bottom of enclosed space floor, L_F (cm)	ENTER Depth below grade to water table, L_{WT} (cm)	ENTER Thickness of soil stratum A, h_A (cm)	ENTER Thickness of soil stratum B, (Enter value or 0) h_B (cm)	ENTER Thickness of soil stratum C, (Enter value or 0) h_C (cm)	ENTER Soil stratum directly above water table, (Enter A, B, or C)	ENTER SCS soil type directly above water table	ENTER Soil stratum A SCS soil type (used to estimate soil vapor permeability)	OR	ENTER User-defined stratum A soil vapor permeability, k_v (cm^2)
				Totals must add up to value of L_{WT} (cell D28)							
	19	15	609.6	304.8	304.8	0	nocap	nocap	S		

MORE ↓	ENTER Stratum A soil dry bulk density, ρ_b^A (g/cm^3)	ENTER Stratum A soil total porosity, n^A (unitless)	ENTER Stratum A soil water-filled porosity, θ_w^A (cm^3/cm^3)	ENTER Stratum B soil dry bulk density, ρ_b^B (g/cm^3)	ENTER Stratum B soil total porosity, n^B (unitless)	ENTER Stratum B soil water-filled porosity, θ_w^B (cm^3/cm^3)	ENTER Stratum C soil dry bulk density, ρ_b^C (g/cm^3)	ENTER Stratum C soil total porosity, n^C (unitless)	ENTER Stratum C soil water-filled porosity, θ_w^C (cm^3/cm^3)	Average vapor flow rate thru venting syster Qvent (cm^3/s)
	1.37	0.482	0.1965	1.62	0.39	0.076	1.62	0.39	0.076	0.00E+00

MORE ↓	ENTER Enclosed space floor thickness, L_{crack} (cm)	ENTER Soil-bldg. pressure differential, ΔP ($g/cm\text{-}s^2$)	ENTER Enclosed space floor length, L_B (cm)	ENTER Enclosed space floor width, W_B (cm)	ENTER Enclosed space height, H_B (cm)	ENTER Floor-wall seam crack width, w (cm)	ENTER Indoor air exchange rate, ER (1/h)	Crack Factor h (unitless)	Use width (W) or crack factor (F)	Average vapor flow rate into bldg., Q_{soil} (cm^3/s)
	10	40	1000	1000	243.84	0.1	0.5	0.005	F	8.33E+01

MORE ↓	ENTER Averaging time for carcinogens, AT_C (yrs)	ENTER Averaging time for noncarcinogens, AT_{NC} (yrs)	ENTER Exposure duration, ED (yrs)	ENTER Exposure frequency, EF (days/yr)	ENTER Inhalation Rate (m3/day)	ENTER Body Weight (kg)	Cancer Intake Factor	Noncancer Intake Factors	Target risk for carcinogens, TR (unitless)	Target hazard quotient for noncarcinogens, THQ (unitless)
ED1	NA	NA	NA	NA	NA	NA	NA	NA	NA	NA
ED2		NA	NA	NA	NA	NA	NA	NA		
							NA	NA	Used to calculate risk-based soil concentration.	

END

Johnson and Ettinger Model Output: Benzene and 20 feet bgs in Septic Tank 3, 5, 6 of AOI-12 for Residential Scenario

INTERMEDIATE CALCULATIONS SHEET

Benzene

Exposure duration, τ (sec)	Source-building separation, L_T (cm)	Stratum A soil air-filled porosity, θ_a^A (cm^3/cm^3)	Stratum B soil air-filled porosity, θ_a^B (cm^3/cm^3)	Stratum C soil air-filled porosity, θ_a^C (cm^3/cm^3)	Stratum A effective total fluid saturation, S_{te} (cm^3/cm^3)	Stratum A soil intrinsic permeability, k_i (cm^2)	Stratum A soil relative air permeability, k_{rg} (cm^2)	Stratum A soil effective vapor permeability, k_v (cm^2)	Thickness of capillary zone, L_{cz} (cm)	Total porosity in capillary zone, n_{cz} (cm^3/cm^3)	Air-filled porosity in capillary zone, $\theta_{a,cz}$ (cm^3/cm^3)	Water-filled porosity in capillary zone, $\theta_{w,cz}$ (cm^3/cm^3)	Floor-wall seam perimeter, X_{crack} (cm)
NA	594.6	0.286	0.314	0.314	0.334	1.01E-07	0.599	6.03E-08	0.00	0.39	0.087	0.303	4,000

Bldg. ventilation rate, $Q_{building}$ (cm^3/s)	Area of enclosed space below grade, A_B (cm^2)	Crack-to-total area ratio, η (unitless)	Crack depth below grade, Z_{crack} (cm)	Enthalpy of vaporization at ave. soil temperature, $\Delta H_{v,TS}$ (cal/mol)	Henry's law constant at ave. soil temperature, H_{TS} (atm-m^3/mol)	Henry's law constant at ave. soil temperature, H'_{TS} (unitless)	Vapor viscosity at ave. soil temperature, μ_{TS} (g/cm-s)	Stratum A effective diffusion coefficient, D^{eff}_A (cm^2/s)	Stratum B effective diffusion coefficient, D^{eff}_B (cm^2/s)	Stratum C effective diffusion coefficient, D^{eff}_C (cm^2/s)	Capillary zone effective diffusion coefficient, D^{eff}_{cz} (cm^2/s)	Total overall effective diffusion coefficient, D^{eff}_T (cm^2/s)	Diffusion path length, L_d (cm)
3.39E+04	1.06E+06	5.00E-03	15	8,030	4.19E-03	1.75E-01	1.78E-04	5.83E-03	1.22E-02	0.00E+00	1.80E-04	6.96E-03	594.6

Convection path length, L_p (cm)	Source vapor conc., C_{source} ($\mu g/m^3$)	Crack radius, r_{crack} (cm)	Average vapor flow rate into bldg., Q_{soil} (cm^3/s)	Crack effective diffusion coefficient, D^{crack} (cm^2/s)	Area of crack, A_{crack} (cm^2)	Exponent of equivalent foundation Peclet number, $\exp(Pe^f)$ (unitless)	Infinite source indoor attenuation coefficient, α (unitless)	Infinite source bldg. conc., $C_{building}$ ($\mu g/m^3$)	Unit risk factor, URF $(\mu g/m^3)^{-1}$	Reference conc., RfC (mg/m^3)	Soil vapor under bldg conc., C_{soil} ($\mu g/m^3$)	Foundation attenuation coefficient $C_{building}/C_{soil}$ β (unitless)
15	1.75E+02	1.33	8.33E+01	5.83E-03	5.30E+03	5.12E+11	3.19E-04	5.57E-02	NA	NA	5.6E-02	1.0E+00

END

Notes:

There are four layers included in this model (two associated with the Site-specific soil and two associated with the default engineered fill). The total overall effective diccusion coefficient is based on diffusion through all four layers as shown below:

$D^{eff}_T = L_T/\sum(L_i/D^{eff}_i)$ = 594.6/((10/1.42E-2)+(30/1.77E-3)+((304.8-15-10-30)/5.83E-3)+(304.8/1.22E-2)) = 6.96E-3

Johnson and Ettinger Model Input: Benzene and 20 feet bgs in Septic Tank 3, 5, 6 of AOI-12 for School Scenario

DATA ENTRY SHEET

CALCULATE RISK-BASED SOIL GAS CONCENTRATION (enter "X" in "YES" box)

SG-ADV
Version 3.1; 02/04

YES: X

OR

CALCULATE INCREMENTAL RISKS FROM ACTUAL SOIL GAS CONCENTRATION (enter "X" in "YES" box and initial soil gas conc. below)

YES:

USEPA or CALEPA Toxicity values (enter "U" for USEPA or "C" for CALEPA in box below): NA

ENTER Chemical CAS No. (numbers only, no dashes)	ENTER Initial soil gas conc., C_W (µg/L)	Chemical
71432		Benzene <96184>

MORE ↓	ENTER Average soil/ groundwater temperature, T_S (°C)	ENTER Depth below grade to bottom of enclosed space floor, L_F (cm)	ENTER Depth below grade to water table, L_{WT} (cm)	ENTER Thickness of soil stratum A, h_A (cm)	ENTER Thickness of soil stratum B, (Enter value or 0) h_B (cm)	ENTER Thickness of soil stratum C, (Enter value or 0) h_C (cm)	ENTER Soil stratum directly above water table, (Enter A, B, or C)	ENTER SCS soil type directly above water table	ENTER Soil stratum A SCS soil type (used to estimate soil vapor permeability)	OR	ENTER User-defined stratum A soil vapor permeability, k_v (cm^2)
				Totals must add up to value of L_{WT} (cell D28)							
	19	15	609.6	304.8	304.8	0	nocap	nocap	S		

MORE ↓	ENTER Stratum A soil dry bulk density, ρ_b^A (g/cm^3)	ENTER Stratum A soil total porosity, n^A (unitless)	ENTER Stratum A soil water-filled porosity, θ_w^A (cm^3/cm^3)	ENTER Stratum B soil dry bulk density, ρ_b^B (g/cm^3)	ENTER Stratum B soil total porosity, n^B (unitless)	ENTER Stratum B soil water-filled porosity, θ_w^B (cm^3/cm^3)	ENTER Stratum C soil dry bulk density, ρ_b^C (g/cm^3)	ENTER Stratum C soil total porosity, n^C (unitless)	ENTER Stratum C soil water-filled porosity, θ_w^C (cm^3/cm^3)	Average vapor flow rate thru venting syster Qvent (cm^3/s)
	1.37	0.482	0.1965	1.62	0.39	0.076	1.62	0.39	0.076	0.00E+00

MORE ↓	ENTER Enclosed space floor thickness, L_{crack} (cm)	ENTER Soil-bldg. pressure differential, ΔP ($g/cm\text{-}s^2$)	ENTER Enclosed space floor length, L_B (cm)	ENTER Enclosed space floor width, W_B (cm)	ENTER Enclosed space height, H_B (cm)	ENTER Floor-wall seam crack width, w (cm)	ENTER Indoor air exchange rate, ER (1/h)	Crack Factor h (unitless)	Use width (W) or crack factor (F)	Average vapor flow rate into bldg., Q_{soil} (cm^3/s)
	10	40	1000	1000	243.84	0.1	4	0.005	F	8.33E+01

MORE ↓	ENTER Averaging time for carcinogens, AT_C (yrs)	ENTER Averaging time for noncarcinogens, AT_{NC} (yrs)	ENTER Exposure duration, ED (yrs)	ENTER Exposure frequency, EF (days/yr)	ENTER Inhalation Rate (m3/day)	ENTER Body Weight (kg)	Cancer Intake Factor	Noncancer Intake Factors	Target risk for carcinogens, TR (unitless)	Target hazard quotient for noncarcinogens, THQ (unitless)
ED1	NA	NA	NA	NA	NA	NA	NA	NA	NA	NA
ED2		NA	NA	NA	NA	NA	NA	NA		
							NA	NA	Used to calculate risk-based soil concentration.	

END

Johnson and Ettinger Model Output: Benzene and 20 feet bgs in Septic Tank 3, 5, 6 of AOI-12 for School Scenario

INTERMEDIATE CALCULATIONS SHEET

Benzene

Exposure duration, τ (sec)	Source-building separation, L_T (cm)	Stratum A soil air-filled porosity, θ_a^A (cm^3/cm^3)	Stratum B soil air-filled porosity, θ_a^B (cm^3/cm^3)	Stratum C soil air-filled porosity, θ_a^C (cm^3/cm^3)	Stratum A effective total fluid saturation, S_{te} (cm^3/cm^3)	Stratum A soil intrinsic permeability, k_i (cm^2)	Stratum A soil relative air permeability, k_{rg} (cm^2)	Stratum A soil effective vapor permeability, k_v (cm^2)	Thickness of capillary zone, L_{cz} (cm)	Total porosity in capillary zone, n_{cz} (cm^3/cm^3)	Air-filled porosity in capillary zone, $\theta_{a,cz}$ (cm^3/cm^3)	Water-filled porosity in capillary zone, $\theta_{w,cz}$ (cm^3/cm^3)	Floor-wall seam perimeter, X_{crack} (cm)
NA	594.6	0.286	0.314	0.314	0.334	1.01E-07	0.599	6.03E-08	0.00	0.39	0.087	0.303	4,000

Bldg. ventilation rate, $Q_{building}$ (cm^3/s)	Area of enclosed space below grade, A_B (cm^2)	Crack-to-total area ratio, η (unitless)	Crack depth below grade, Z_{crack} (cm)	Enthalpy of vaporization at ave. soil temperature, $\Delta H_{v,TS}$ (cal/mol)	Henry's law constant at ave. soil temperature, H_{TS} (atm-m^3/mol)	Henry's law constant at ave. soil temperature, H'_{TS} (unitless)	Vapor viscosity at ave. soil temperature, μ_{TS} (g/cm-s)	Stratum A effective diffusion coefficient, D^{eff}_A (cm^2/s)	Stratum B effective diffusion coefficient, D^{eff}_B (cm^2/s)	Stratum C effective diffusion coefficient, D^{eff}_C (cm^2/s)	Capillary zone effective diffusion coefficient, D^{eff}_{cz} (cm^2/s)	Total overall effective diffusion coefficient, D^{eff}_T (cm^2/s)	Diffusion path length, L_d (cm)
2.71E+05	1.06E+06	5.00E-03	15	8,030	4.19E-03	1.75E-01	1.78E-04	5.83E-03	1.22E-02	0.00E+00	1.80E-04	6.96E-03	594.6

Convection path length, L_p (cm)	Source vapor conc., C_{source} ($\mu g/m^3$)	Crack radius, r_{crack} (cm)	Average vapor flow rate into bldg., Q_{soil} (cm^3/s)	Crack effective diffusion coefficient, D^{crack} (cm^2/s)	Area of crack, A_{crack} (cm^2)	Exponent of equivalent foundation Peclet number, $\exp(Pe^f)$ (unitless)	Infinite source indoor attenuation coefficient, α (unitless)	Infinite source bldg. conc., $C_{building}$ ($\mu g/m^3$)	Unit risk factor, URF $(\mu g/m^3)^{-1}$	Reference conc., RfC (mg/m^3)	Soil vapor under bldg conc., C_{soil} ($\mu g/m^3$)	Foundation attenuation coefficient $C_{building}/C_{soil}$ β (unitless)
15	1.75E+02	1.33	8.33E+01	5.83E-03	5.30E+03	5.12E+11	3.98E-05	6.96E-03	NA	NA	7.0E-03	1.0E+00

END

Notes:

There are four layers included in this model (two associated with the Site-specific soil and two associated with the default engineered fill). The total overall effective diccusion coefficient is based on diffusion through all four layers as shown below:

$D^{eff}_T = L_T/\sum(L_i/D^{eff}_i) = 594.6/((10/1.42E\text{-}2)+(30/1.77E\text{-}3)+((304.8\text{-}15\text{-}10\text{-}30)/5.83E\text{-}3)+(304.8/1.22E\text{-}2)) = 6.96E\text{-}3$

Attachment B

ProUCL Output Files

UCL Statistics for Data Sets with Non-Detects									
User Selected Options									
Date/Time of Computation	2/9/2015 1:20:19 PM								
From File	UCL_Inputs.xls								
Full Precision	OFF								
Confidence Coefficient	95%								
Number of Bootstrap Operations	10000								
Unit	mg/kg								

Result (4,4'-dde_aoi-1_soil 2 ft)

General Statistics			
Total Number of Observations	86	Number of Distinct Observations	18
Number of Detects	16	Number of Non-Detects	70
Number of Distinct Detects	15	Number of Distinct Non-Detects	3
Minimum Detect	0.0051	Minimum Non-Detect	0.0048
Maximum Detect	0.023	Maximum Non-Detect	0.005
Variance Detects	2.6069E-5	Percent Non-Detects	81.4%
Mean Detects	0.0102	SD Detects	0.00511
Median Detects	0.00845	CV Detects	0.501
Skewness Detects	1.196	Kurtosis Detects	0.997
Mean of Logged Detects	-4.69	SD of Logged Detects	0.46

Normal GOF Test on Detects Only		
Shapiro Wilk Test Statistic	0.863	**Shapiro Wilk GOF Test**
5% Shapiro Wilk Critical Value	0.887	Detected Data Not Normal at 5% Significance Level
Lilliefors Test Statistic	0.179	**Lilliefors GOF Test**
5% Lilliefors Critical Value	0.222	Detected Data appear Normal at 5% Significance Level
Detected Data appear Approximate Normal at 5% Significance Level		

Kaplan-Meier (KM) Statistics using Normal Critical Values and other Nonparametric UCLs			
Mean	0.0058	Standard Error of Mean	3.3322E-4
SD	0.00299	95% KM (BCA) UCL	0.00652
95% KM (t) UCL	0.00636	95% KM (Percentile Bootstrap) UCL	0.00639
95% KM (z) UCL	0.00635	95% KM Bootstrap t UCL	0.00655
90% KM Chebyshev UCL	0.0068	95% KM Chebyshev UCL	0.00726
97.5% KM Chebyshev UCL	0.00788	99% KM Chebyshev UCL	0.00912

Gamma GOF Tests on Detected Observations Only		
A-D Test Statistic	0.564	**Anderson-Darling GOF Test**
5% A-D Critical Value	0.741	Detected data appear Gamma Distributed at 5% Significance Level
K-S Test Statistic	0.165	**Kolmogrov-Smirnoff GOF**
5% K-S Critical Value	0.216	Detected data appear Gamma Distributed at 5% Significance Level
Detected data appear Gamma Distributed at 5% Significance Level		

Gamma Statistics on Detected Data Only			
k hat (MLE)	4.953	k star (bias corrected MLE)	4.066
Theta hat (MLE)	0.00206	Theta star (bias corrected MLE)	0.00251
nu hat (MLE)	158.5	nu star (bias corrected)	130.1
MLE Mean (bias corrected)	0.0102	MLE Sd (bias corrected)	0.00506

Gamma Kaplan-Meier (KM) Statistics			
k hat (KM)	3.762	nu hat (KM)	647.1
Approximate Chi Square Value (647.09, α)	589.1	Adjusted Chi Square Value (647.09, β)	588.1
95% Gamma Approximate KM-UCL (use when n>=50)	0.00638	95% Gamma Adjusted KM-UCL (use when n<50)	0.00639

Gamma ROS Statistics using Imputed Non-Detects			
GROS may not be used when data set has > 50% NDs with many tied observations at multiple DLs			
GROS may not be used when kstar of detected data is small such as < 0.1			
For such situations, GROS method tends to yield inflated values of UCLs and BTVs			
For gamma distributed detected data, BTVs and UCLs may be computed using gamma distribution on KM estimates			
Minimum	0.0051	Mean	0.01
Maximum	0.023	Median	0.01

SD	0.00215	CV	0.214
k hat (MLE)	25.89	k star (bias corrected MLE)	24.99
Theta hat (MLE)	3.8770E-4	Theta star (bias corrected MLE)	4.0159E-4
nu hat (MLE)	4452	nu star (bias corrected)	4298
MLE Mean (bias corrected)	0.01	MLE Sd (bias corrected)	0.00201
		Adjusted Level of Significance (β)	0.0472
Approximate Chi Square Value (N/A, α)	4147	Adjusted Chi Square Value (N/A, β)	4145
95% Gamma Approximate UCL (use when n>=50)	0.0104	95% Gamma Adjusted UCL (use when n<50)	0.0104
Lognormal GOF Test on Detected Observations Only			
Shapiro Wilk Test Statistic	0.928	**Shapiro Wilk GOF Test**	
5% Shapiro Wilk Critical Value	0.887	Detected Data appear Lognormal at 5% Significance Level	
Lilliefors Test Statistic	0.159	**Lilliefors GOF Test**	
5% Lilliefors Critical Value	0.222	Detected Data appear Lognormal at 5% Significance Level	
Detected Data appear Lognormal at 5% Significance Level			
Lognormal ROS Statistics Using Imputed Non-Detects			
Mean in Original Scale	0.00327	Mean in Log Scale	-6.302
SD in Original Scale	0.0041	SD in Log Scale	1.091
95% t UCL (assumes normality of ROS data)	0.00401	95% Percentile Bootstrap UCL	0.00406
95% BCA Bootstrap UCL	0.00417	95% Bootstrap t UCL	0.00418
95% H-UCL (Log ROS)	0.00438		
UCLs using Lognormal Distribution and KM Estimates when Detected data are Lognormally Distributed			
KM Mean (logged)	-5.218	95% H-UCL (KM -Log)	0.00605
KM SD (logged)	0.317	95% Critical H Value (KM-Log)	1.749
KM Standard Error of Mean (logged)	0.0353		
DL/2 Statistics			
DL/2 Normal		**DL/2 Log-Transformed**	
Mean in Original Scale	0.00392	Mean in Log Scale	-5.756
SD in Original Scale	0.0037	SD in Log Scale	0.548
95% t UCL (Assumes normality)	0.00458	95% H-Stat UCL	0.00411
DL/2 is not a recommended method, provided for comparisons and historical reasons			
Nonparametric Distribution Free UCL Statistics			
Detected Data appear Approximate Normal Distributed at 5% Significance Level			
Suggested UCL to Use			
95% KM (t) UCL	0.00636	95% KM (Percentile Bootstrap) UCL	0.00639
Note: Suggestions regarding the selection of a 95% UCL are provided to help the user to select the most appropriate 95% UCL.			
Recommendations are based upon data size, data distribution, and skewness.			
These recommendations are based upon the results of the simulation studies summarized in Singh, Maichle, and Lee (2006).			
However, simulations results will not cover all Real World data sets; for additional insight the user may want to consult a statistician.			
Result (4,4'-dde_aoi-15_soil 2 ft)			
General Statistics			
Total Number of Observations	8	Number of Distinct Observations	4
Number of Detects	2	Number of Non-Detects	6
Number of Distinct Detects	2	Number of Distinct Non-Detects	2
Minimum Detect	0.0051	Minimum Non-Detect	0.0049
Maximum Detect	0.049	Maximum Non-Detect	0.005
Variance Detects	9.6361E-4	Percent Non-Detects	75%
Mean Detects	0.0271	SD Detects	0.031
Median Detects	0.0271	CV Detects	1.148
Skewness Detects	N/A	Kurtosis Detects	N/A
Mean of Logged Detects	-4.147	SD of Logged Detects	1.6
Warning: Data set has only 2 Detected Values.			
This is not enough to compute meaningful or reliable statistics and estimates.			

Note: Sample size is small (e.g., <10), if data are collected using ISM approach, you should use			
guidance provided in ITRC Tech Reg Guide on ISM (ITRC, 2012) to compute statistics of interest.			
For example, you may want to use Chebyshev UCL to estimate EPC (ITRC, 2012).			
Chebyshev UCL can be computed using the Nonparametric and All UCL Options of ProUCL 5.0			
Normal GOF Test on Detects Only			
Not Enough Data to Perform GOF Test			
Kaplan-Meier (KM) Statistics using Normal Critical Values and other Nonparametric UCLs			
Mean	0.0104	Standard Error of Mean	0.00729
SD	0.0146	95% KM (BCA) UCL	N/A
95% KM (t) UCL	0.0242	95% KM (Percentile Bootstrap) UCL	N/A
95% KM (z) UCL	0.0224	95% KM Bootstrap t UCL	N/A
90% KM Chebyshev UCL	0.0323	95% KM Chebyshev UCL	0.0422
97.5% KM Chebyshev UCL	0.0559	99% KM Chebyshev UCL	0.0829
Gamma GOF Tests on Detected Observations Only			
Not Enough Data to Perform GOF Test			
Gamma Statistics on Detected Data Only			
k hat (MLE)	1.067	k star (bias corrected MLE)	N/A
Theta hat (MLE)	0.0254	Theta star (bias corrected MLE)	N/A
nu hat (MLE)	4.266	nu star (bias corrected)	N/A
MLE Mean (bias corrected)	N/A	MLE Sd (bias corrected)	N/A
Gamma Kaplan-Meier (KM) Statistics			
k hat (KM)	0.513	nu hat (KM)	8.205
		Adjusted Level of Significance (β)	0.0195
Approximate Chi Square Value (8.20, α)	2.854	Adjusted Chi Square Value (8.20, β)	2.119
95% Gamma Approximate KM-UCL (use when n>=50)	0.03	95% Gamma Adjusted KM-UCL (use when n<50)	0.0404
Lognormal GOF Test on Detected Observations Only			
Not Enough Data to Perform GOF Test			
Lognormal ROS Statistics Using Imputed Non-Detects			
Mean in Original Scale	0.00679	Mean in Log Scale	-10.4
SD in Original Scale	0.0171	SD in Log Scale	4.567
95% t UCL (assumes normality of ROS data)	0.0183	95% Percentile Bootstrap UCL	0.0184
95% BCA Bootstrap UCL	0.0245	95% Bootstrap t UCL	2.264
95% H-UCL (Log ROS)	1.547E+10		
DL/2 Statistics			
DL/2 Normal		**DL/2 Log-Transformed**	
Mean in Original Scale	0.00863	Mean in Log Scale	-5.533
SD in Original Scale	0.0163	SD in Log Scale	1.047
95% t UCL (Assumes normality)	0.0196	95% H-Stat UCL	0.0278
DL/2 is not a recommended method, provided for comparisons and historical reasons			
Nonparametric Distribution Free UCL Statistics			
Data do not follow a Discernible Distribution at 5% Significance Level			
Suggested UCL to Use			
97.5% KM (Chebyshev) UCL	0.0559		
Warning: Recommended UCL exceeds the maximum observation			
Note: Suggestions regarding the selection of a 95% UCL are provided to help the user to select the most appropriate 95% UCL.			
Recommendations are based upon data size, data distribution, and skewness.			
These recommendations are based upon the results of the simulation studies summarized in Singh, Maichle, and Lee (2006).			
However, simulations results will not cover all Real World data sets; for additional insight the user may want to consult a statistician.			
Result (4,4'-dde_aoi-16_soil 2 ft)			
General Statistics			
Total Number of Observations	3	Number of Distinct Observations	2

Number of Detects	1	Number of Non-Detects	2
Number of Distinct Detects	1	Number of Distinct Non-Detects	1

Warning: Only one distinct data value was detected! ProUCL (or any other software) should not be used on such a data set!

It is suggested to use alternative site specific values determined by the Project Team to estimate environmental parameters (e.g., EPC, BTV).

The data set for variable Result (4,4'-dde_aoi-16_soil 2 ft) was not processed!

Result (4,4'-dde_aoi-4_soil 2 ft)

General Statistics

Total Number of Observations	19	Number of Distinct Observations	4
Number of Detects	1	Number of Non-Detects	18
Number of Distinct Detects	1	Number of Distinct Non-Detects	3

Warning: Only one distinct data value was detected! ProUCL (or any other software) should not be used on such a data set!

It is suggested to use alternative site specific values determined by the Project Team to estimate environmental parameters (e.g., EPC, BTV).

The data set for variable Result (4,4'-dde_aoi-4_soil 2 ft) was not processed!

Result (4,4'-dde_aoi-5_soil 2 ft)

General Statistics

Total Number of Observations	63	Number of Distinct Observations	25
Number of Detects	28	Number of Non-Detects	35
Number of Distinct Detects	23	Number of Distinct Non-Detects	2
Minimum Detect	0.0051	Minimum Non-Detect	0.0049
Maximum Detect	0.1	Maximum Non-Detect	0.005
Variance Detects	5.0373E-4	Percent Non-Detects	55.56%
Mean Detects	0.0225	SD Detects	0.0224
Median Detects	0.011	CV Detects	0.996
Skewness Detects	1.871	Kurtosis Detects	3.998
Mean of Logged Detects	-4.192	SD of Logged Detects	0.885

Normal GOF Test on Detects Only

Shapiro Wilk Test Statistic	0.763	**Shapiro Wilk GOF Test**	
5% Shapiro Wilk Critical Value	0.924	Detected Data Not Normal at 5% Significance Level	
Lilliefors Test Statistic	0.236	**Lilliefors GOF Test**	
5% Lilliefors Critical Value	0.167	Detected Data Not Normal at 5% Significance Level	

Detected Data Not Normal at 5% Significance Level

Kaplan-Meier (KM) Statistics using Normal Critical Values and other Nonparametric UCLs

Mean	0.0127	Standard Error of Mean	0.00219
SD	0.0171	95% KM (BCA) UCL	0.0166
95% KM (t) UCL	0.0164	95% KM (Percentile Bootstrap) UCL	0.0165
95% KM (z) UCL	0.0163	95% KM Bootstrap t UCL	0.0181
90% KM Chebyshev UCL	0.0193	95% KM Chebyshev UCL	0.0223
97.5% KM Chebyshev UCL	0.0264	99% KM Chebyshev UCL	0.0346

Gamma GOF Tests on Detected Observations Only

A-D Test Statistic	1.216	**Anderson-Darling GOF Test**	
5% A-D Critical Value	0.765	Detected Data Not Gamma Distributed at 5% Significance Level	
K-S Test Statistic	0.213	**Kolmogrov-Smirnoff GOF**	
5% K-S Critical Value	0.169	Detected Data Not Gamma Distributed at 5% Significance Level	

Detected Data Not Gamma Distributed at 5% Significance Level

Gamma Statistics on Detected Data Only

k hat (MLE)	1.397	k star (bias corrected MLE)	1.271
Theta hat (MLE)	0.0161	Theta star (bias corrected MLE)	0.0177
nu hat (MLE)	78.23	nu star (bias corrected)	71.18
MLE Mean (bias corrected)	0.0225	MLE Sd (bias corrected)	0.02

Gamma Kaplan-Meier (KM) Statistics

k hat (KM)	0.554	nu hat (KM)	69.83

Approximate Chi Square Value (69.83, α)	51.6	Adjusted Chi Square Value (69.83, β)	51.23
95% Gamma Approximate KM-UCL (use when n>=50)	0.0172	95% Gamma Adjusted KM-UCL (use when n<50)	0.0174
Gamma ROS Statistics using Imputed Non-Detects			
GROS may not be used when data set has > 50% NDs with many tied observations at multiple DLs			
GROS may not be used when kstar of detected data is small such as < 0.1			
For such situations, GROS method tends to yield inflated values of UCLs and BTVs			
For gamma distributed detected data, BTVs and UCLs may be computed using gamma distribution on KM estimates			
Minimum	0.0051	Mean	0.0156
Maximum	0.1	Median	0.01
SD	0.0161	CV	1.033
k hat (MLE)	2.082	k star (bias corrected MLE)	1.994
Theta hat (MLE)	0.00748	Theta star (bias corrected MLE)	0.00781
nu hat (MLE)	262.4	nu star (bias corrected)	251.2
MLE Mean (bias corrected)	0.0156	MLE Sd (bias corrected)	0.011
		Adjusted Level of Significance (β)	0.0462
Approximate Chi Square Value (251.22, α)	215.5	Adjusted Chi Square Value (251.22, β)	214.7
95% Gamma Approximate UCL (use when n>=50)	0.0181	95% Gamma Adjusted UCL (use when n<50)	0.0182
Lognormal GOF Test on Detected Observations Only			
Shapiro Wilk Test Statistic	0.911	**Shapiro Wilk GOF Test**	
5% Shapiro Wilk Critical Value	0.924	Detected Data Not Lognormal at 5% Significance Level	
Lilliefors Test Statistic	0.176	**Lilliefors GOF Test**	
5% Lilliefors Critical Value	0.167	Detected Data Not Lognormal at 5% Significance Level	
Detected Data Not Lognormal at 5% Significance Level			
Lognormal ROS Statistics Using Imputed Non-Detects			
Mean in Original Scale	0.0109	Mean in Log Scale	-5.613
SD in Original Scale	0.0182	SD in Log Scale	1.562
95% t UCL (assumes normality of ROS data)	0.0147	95% Percentile Bootstrap UCL	0.0149
95% BCA Bootstrap UCL	0.0159	95% Bootstrap t UCL	0.0162
95% H-UCL (Log ROS)	0.0205		
DL/2 Statistics			
DL/2 Normal		**DL/2 Log-Transformed**	
Mean in Original Scale	0.0114	Mean in Log Scale	-5.195
SD in Original Scale	0.0179	SD in Log Scale	1.077
95% t UCL (Assumes normality)	0.0152	95% H-Stat UCL	0.0135
DL/2 is not a recommended method, provided for comparisons and historical reasons			
Nonparametric Distribution Free UCL Statistics			
Data do not follow a Discernible Distribution at 5% Significance Level			
Suggested UCL to Use			
95% KM (t) UCL	0.0164	95% KM (% Bootstrap) UCL	0.0165
Note: Suggestions regarding the selection of a 95% UCL are provided to help the user to select the most appropriate 95% UCL.			
Recommendations are based upon data size, data distribution, and skewness.			
These recommendations are based upon the results of the simulation studies summarized in Singh, Maichle, and Lee (2006).			
However, simulations results will not cover all Real World data sets; for additional insight the user may want to consult a statistician.			
Result (4,4'-dde_aoi-7_soil 2 ft)			
General Statistics			
Total Number of Observations	53	Number of Distinct Observations	20
Number of Detects	25	Number of Non-Detects	28
Number of Distinct Detects	19	Number of Distinct Non-Detects	2
Minimum Detect	0.005	Minimum Non-Detect	0.0049
Maximum Detect	0.06	Maximum Non-Detect	0.005
Variance Detects	2.2237E-4	Percent Non-Detects	52.83%
Mean Detects	0.0191	SD Detects	0.0149
Median Detects	0.011	CV Detects	0.782
Skewness Detects	1.355	Kurtosis Detects	1.126
Mean of Logged Detects	-4.221	SD of Logged Detects	0.726

Normal GOF Test on Detects Only			
Shapiro Wilk Test Statistic	0.829	**Shapiro Wilk GOF Test**	
5% Shapiro Wilk Critical Value	0.918	Detected Data Not Normal at 5% Significance Level	
Lilliefors Test Statistic	0.226	**Lilliefors GOF Test**	
5% Lilliefors Critical Value	0.177	Detected Data Not Normal at 5% Significance Level	
Detected Data Not Normal at 5% Significance Level			
Kaplan-Meier (KM) Statistics using Normal Critical Values and other Nonparametric UCLs			
Mean	0.0116	Standard Error of Mean	0.00172
SD	0.0123	95% KM (BCA) UCL	0.0145
95% KM (t) UCL	0.0145	95% KM (Percentile Bootstrap) UCL	0.0145
95% KM (z) UCL	0.0144	95% KM Bootstrap t UCL	0.0154
90% KM Chebyshev UCL	0.0168	95% KM Chebyshev UCL	0.0191
97.5% KM Chebyshev UCL	0.0223	99% KM Chebyshev UCL	0.0287
Gamma GOF Tests on Detected Observations Only			
A-D Test Statistic	0.718	**Anderson-Darling GOF Test**	
5% A-D Critical Value	0.756	Detected data appear Gamma Distributed at 5% Significance Level	
K-S Test Statistic	0.205	**Kolmogrov-Smirnoff GOF**	
5% K-S Critical Value	0.177	Detected Data Not Gamma Distributed at 5% Significance Level	
Detected data follow Appr. Gamma Distribution at 5% Significance Level			
Gamma Statistics on Detected Data Only			
k hat (MLE)	2.064	k star (bias corrected MLE)	1.843
Theta hat (MLE)	0.00925	Theta star (bias corrected MLE)	0.0104
nu hat (MLE)	103.2	nu star (bias corrected)	92.13
MLE Mean (bias corrected)	0.0191	MLE Sd (bias corrected)	0.0141
Gamma Kaplan-Meier (KM) Statistics			
k hat (KM)	0.891	nu hat (KM)	94.4
Approximate Chi Square Value (94.40, α)	72.99	Adjusted Chi Square Value (94.40, β)	72.46
95% Gamma Approximate KM-UCL (use when n>=50)	0.015	95% Gamma Adjusted KM-UCL (use when n<50)	0.0151
Gamma ROS Statistics using Imputed Non-Detects			
GROS may not be used when data set has > 50% NDs with many tied observations at multiple DLs			
GROS may not be used when kstar of detected data is small such as < 0.1			
For such situations, GROS method tends to yield inflated values of UCLs and BTVs			
For gamma distributed detected data, BTVs and UCLs may be computed using gamma distribution on KM estimates			
Minimum	0.005	Mean	0.0143
Maximum	0.06	Median	0.01
SD	0.0111	CV	0.778
k hat (MLE)	3.012	k star (bias corrected MLE)	2.854
Theta hat (MLE)	0.00474	Theta star (bias corrected MLE)	0.005
nu hat (MLE)	319.3	nu star (bias corrected)	302.6
MLE Mean (bias corrected)	0.0143	MLE Sd (bias corrected)	0.00845
		Adjusted Level of Significance (β)	0.0455
Approximate Chi Square Value (302.57, α)	263.3	Adjusted Chi Square Value (302.57, β)	262.3
95% Gamma Approximate UCL (use when n>=50)	0.0164	95% Gamma Adjusted UCL (use when n<50)	0.0165
Lognormal GOF Test on Detected Observations Only			
Shapiro Wilk Test Statistic	0.947	**Shapiro Wilk GOF Test**	
5% Shapiro Wilk Critical Value	0.918	Detected Data appear Lognormal at 5% Significance Level	
Lilliefors Test Statistic	0.175	**Lilliefors GOF Test**	
5% Lilliefors Critical Value	0.177	Detected Data appear Lognormal at 5% Significance Level	
Detected Data appear Lognormal at 5% Significance Level			
Lognormal ROS Statistics Using Imputed Non-Detects			
Mean in Original Scale	0.0102	Mean in Log Scale	-5.309
SD in Original Scale	0.0132	SD in Log Scale	1.256
95% t UCL (assumes normality of ROS data)	0.0133	95% Percentile Bootstrap UCL	0.0133
95% BCA Bootstrap UCL	0.0137	95% Bootstrap t UCL	0.0142
95% H-UCL (Log ROS)	0.0173		

UCLs using Lognormal Distribution and KM Estimates when Detected data are Lognormally Distributed			
KM Mean (logged)	-4.801	95% H-UCL (KM -Log)	0.0133
KM SD (logged)	0.734	95% Critical H Value (KM-Log)	2.058
KM Standard Error of Mean (logged)	0.103		

DL/2 Statistics			
DL/2 Normal		**DL/2 Log-Transformed**	
Mean in Original Scale	0.0103	Mean in Log Scale	-5.162
SD in Original Scale	0.0131	SD in Log Scale	1.025
95% t UCL (Assumes normality)	0.0133	95% H-Stat UCL	0.0135

DL/2 is not a recommended method, provided for comparisons and historical reasons

Nonparametric Distribution Free UCL Statistics

Detected Data appear Approximate Gamma Distributed at 5% Significance Level

Suggested UCL to Use			
95% KM (t) UCL	0.0145	95% GROS Approximate Gamma UCL	0.0164
95% Approximate Gamma KM-UCL	0.015		

Note: Suggestions regarding the selection of a 95% UCL are provided to help the user to select the most appropriate 95% UCL.

Recommendations are based upon data size, data distribution, and skewness.

These recommendations are based upon the results of the simulation studies summarized in Singh, Maichle, and Lee (2006).

However, simulations results will not cover all Real World data sets; for additional insight the user may want to consult a statistician.

Result (4,4'-ddt_aoi-1_soil 2 ft)

General Statistics			
Total Number of Observations	86	Number of Distinct Observations	12
Number of Detects	10	Number of Non-Detects	76
Number of Distinct Detects	10	Number of Distinct Non-Detects	3
Minimum Detect	0.005	Minimum Non-Detect	0.0048
Maximum Detect	0.018	Maximum Non-Detect	0.005
Variance Detects	1.7680E-5	Percent Non-Detects	88.37%
Mean Detects	0.0098	SD Detects	0.0042
Median Detects	0.0096	CV Detects	0.429
Skewness Detects	1.076	Kurtosis Detects	0.475
Mean of Logged Detects	-4.702	SD of Logged Detects	0.406

Normal GOF Test on Detects Only			
Shapiro Wilk Test Statistic	0.871	**Shapiro Wilk GOF Test**	
5% Shapiro Wilk Critical Value	0.842	Detected Data appear Normal at 5% Significance Level	
Lilliefors Test Statistic	0.291	**Lilliefors GOF Test**	
5% Lilliefors Critical Value	0.28	Detected Data Not Normal at 5% Significance Level	

Detected Data appear Approximate Normal at 5% Significance Level

Kaplan-Meier (KM) Statistics using Normal Critical Values and other Nonparametric UCLs			
Mean	0.00538	Standard Error of Mean	2.3895E-4
SD	0.0021	95% KM (BCA) UCL	0.00592
95% KM (t) UCL	0.00578	95% KM (Percentile Bootstrap) UCL	0.00582
95% KM (z) UCL	0.00577	95% KM Bootstrap t UCL	0.00595
90% KM Chebyshev UCL	0.0061	95% KM Chebyshev UCL	0.00642
97.5% KM Chebyshev UCL	0.00687	99% KM Chebyshev UCL	0.00776

Gamma GOF Tests on Detected Observations Only			
A-D Test Statistic	0.417	**Anderson-Darling GOF Test**	
5% A-D Critical Value	0.728	Detected data appear Gamma Distributed at 5% Significance Level	
K-S Test Statistic	0.238	**Kolmogrov-Smirnoff GOF**	
5% K-S Critical Value	0.267	Detected data appear Gamma Distributed at 5% Significance Level	

Detected data appear Gamma Distributed at 5% Significance Level

Gamma Statistics on Detected Data Only			
k hat (MLE)	6.712	k star (bias corrected MLE)	4.765
Theta hat (MLE)	0.00146	Theta star (bias corrected MLE)	0.00206
nu hat (MLE)	134.2	nu star (bias corrected)	95.3

MLE Mean (bias corrected)	0.0098	MLE Sd (bias corrected)	0.00449
Gamma Kaplan-Meier (KM) Statistics			
k hat (KM)	6.553	nu hat (KM)	1127
Approximate Chi Square Value (N/A, α)	1050	Adjusted Chi Square Value (N/A, β)	1049
95% Gamma Approximate KM-UCL (use when n>=50)	0.00578	95% Gamma Adjusted KM-UCL (use when n<50)	0.00578
Gamma ROS Statistics using Imputed Non-Detects			
GROS may not be used when data set has > 50% NDs with many tied observations at multiple DLs			
GROS may not be used when kstar of detected data is small such as < 0.1			
For such situations, GROS method tends to yield inflated values of UCLs and BTVs			
For gamma distributed detected data, BTVs and UCLs may be computed using gamma distribution on KM estimates			
Minimum	0.005	Mean	0.00998
Maximum	0.018	Median	0.01
SD	0.00137	CV	0.137
k hat (MLE)	56.36	k star (bias corrected MLE)	54.4
Theta hat (MLE)	1.7702E-4	Theta star (bias corrected MLE)	1.8339E-4
nu hat (MLE)	9694	nu star (bias corrected)	9357
MLE Mean (bias corrected)	0.00998	MLE Sd (bias corrected)	0.00135
		Adjusted Level of Significance (β)	0.0472
Approximate Chi Square Value (N/A, α)	9133	Adjusted Chi Square Value (N/A, β)	9130
95% Gamma Approximate UCL (use when n>=50)	0.0102	95% Gamma Adjusted UCL (use when n<50)	0.0102
Lognormal GOF Test on Detected Observations Only			
Shapiro Wilk Test Statistic	0.942	**Shapiro Wilk GOF Test**	
5% Shapiro Wilk Critical Value	0.842	Detected Data appear Lognormal at 5% Significance Level	
Lilliefors Test Statistic	0.216	**Lilliefors GOF Test**	
5% Lilliefors Critical Value	0.28	Detected Data appear Lognormal at 5% Significance Level	
Detected Data appear Lognormal at 5% Significance Level			
Lognormal ROS Statistics Using Imputed Non-Detects			
Mean in Original Scale	0.00248	Mean in Log Scale	-6.588
SD in Original Scale	0.0032	SD in Log Scale	1.093
95% t UCL (assumes normality of ROS data)	0.00305	95% Percentile Bootstrap UCL	0.00307
95% BCA Bootstrap UCL	0.00319	95% Bootstrap t UCL	0.00321
95% H-UCL (Log ROS)	0.0033		
UCLs using Lognormal Distribution and KM Estimates when Detected data are Lognormally Distributed			
KM Mean (logged)	-5.265	95% H-UCL (KM -Log)	0.00557
KM SD (logged)	0.243	95% Critical H Value (KM-Log)	1.72
KM Standard Error of Mean (logged)	0.0276		
DL/2 Statistics			
DL/2 Normal		**DL/2 Log-Transformed**	
Mean in Original Scale	0.00333	Mean in Log Scale	-5.849
SD in Original Scale	0.00273	SD in Log Scale	0.439
95% t UCL (Assumes normality)	0.00382	95% H-Stat UCL	0.00346
DL/2 is not a recommended method, provided for comparisons and historical reasons			
Nonparametric Distribution Free UCL Statistics			
Detected Data appear Approximate Normal Distributed at 5% Significance Level			
Suggested UCL to Use			
95% KM (t) UCL	0.00578	95% KM (Percentile Bootstrap) UCL	0.00582
Note: Suggestions regarding the selection of a 95% UCL are provided to help the user to select the most appropriate 95% UCL.			
Recommendations are based upon data size, data distribution, and skewness.			
These recommendations are based upon the results of the simulation studies summarized in Singh, Maichle, and Lee (2006).			
However, simulations results will not cover all Real World data sets; for additional insight the user may want to consult a statistician.			
Result (4,4'-ddt_aoi-15_soil 2 ft)			
General Statistics			
Total Number of Observations	8	Number of Distinct Observations	3

Number of Detects	1	Number of Non-Detects	7
Number of Distinct Detects	1	Number of Distinct Non-Detects	2
Warning: Only one distinct data value was detected! ProUCL (or any other software) should not be used on such a data set!			
It is suggested to use alternative site specific values determined by the Project Team to estimate environmental parameters (e.g., EPC, BTV).			
The data set for variable Result (4,4'-ddt_aoi-15_soil 2 ft) was not processed!			
Result (4,4'-ddt_aoi-4_soil 2 ft)			
General Statistics			
Total Number of Observations	19	Number of Distinct Observations	4
Number of Detects	1	Number of Non-Detects	18
Number of Distinct Detects	1	Number of Distinct Non-Detects	3
Warning: Only one distinct data value was detected! ProUCL (or any other software) should not be used on such a data set!			
It is suggested to use alternative site specific values determined by the Project Team to estimate environmental parameters (e.g., EPC, BTV).			
The data set for variable Result (4,4'-ddt_aoi-4_soil 2 ft) was not processed!			
Result (4,4'-ddt_aoi-5_soil 2 ft)			
General Statistics			
Total Number of Observations	63	Number of Distinct Observations	12
Number of Detects	11	Number of Non-Detects	52
Number of Distinct Detects	11	Number of Distinct Non-Detects	2
Minimum Detect	0.005	Minimum Non-Detect	0.0049
Maximum Detect	0.028	Maximum Non-Detect	0.005
Variance Detects	4.3050E-5	Percent Non-Detects	82.54%
Mean Detects	0.0088	SD Detects	0.00656
Median Detects	0.0065	CV Detects	0.746
Skewness Detects	2.98	Kurtosis Detects	9.339
Mean of Logged Detects	-4.874	SD of Logged Detects	0.485
Normal GOF Test on Detects Only			
Shapiro Wilk Test Statistic	0.566	**Shapiro Wilk GOF Test**	
5% Shapiro Wilk Critical Value	0.85	Detected Data Not Normal at 5% Significance Level	
Lilliefors Test Statistic	0.349	**Lilliefors GOF Test**	
5% Lilliefors Critical Value	0.267	Detected Data Not Normal at 5% Significance Level	
Detected Data Not Normal at 5% Significance Level			
Kaplan-Meier (KM) Statistics using Normal Critical Values and other Nonparametric UCLs			
Mean	0.00558	Standard Error of Mean	3.9697E-4
SD	0.003	95% KM (BCA) UCL	0.00633
95% KM (t) UCL	0.00624	95% KM (Percentile Bootstrap) UCL	0.00628
95% KM (z) UCL	0.00623	95% KM Bootstrap t UCL	0.00768
90% KM Chebyshev UCL	0.00677	95% KM Chebyshev UCL	0.00731
97.5% KM Chebyshev UCL	0.00806	99% KM Chebyshev UCL	0.00953
Gamma GOF Tests on Detected Observations Only			
A-D Test Statistic	1.274	**Anderson-Darling GOF Test**	
5% A-D Critical Value	0.733	Detected Data Not Gamma Distributed at 5% Significance Level	
K-S Test Statistic	0.26	**Kolmogrov-Smirnoff GOF**	
5% K-S Critical Value	0.257	Detected Data Not Gamma Distributed at 5% Significance Level	
Detected Data Not Gamma Distributed at 5% Significance Level			
Gamma Statistics on Detected Data Only			
k hat (MLE)	3.692	k star (bias corrected MLE)	2.746
Theta hat (MLE)	0.00238	Theta star (bias corrected MLE)	0.0032
nu hat (MLE)	81.23	nu star (bias corrected)	60.41
MLE Mean (bias corrected)	0.0088	MLE Sd (bias corrected)	0.00531
Gamma Kaplan-Meier (KM) Statistics			
k hat (KM)	3.451	nu hat (KM)	434.8

Approximate Chi Square Value (434.83, α)	387.5	Adjusted Chi Square Value (434.83, β)	386.5
95% Gamma Approximate KM-UCL (use when n>=50)	0.00626	95% Gamma Adjusted KM-UCL (use when n<50)	0.00628
Gamma ROS Statistics using Imputed Non-Detects			
GROS may not be used when data set has > 50% NDs with many tied observations at multiple DLs			
GROS may not be used when kstar of detected data is small such as < 0.1			
For such situations, GROS method tends to yield inflated values of UCLs and BTVs			
For gamma distributed detected data, BTVs and UCLs may be computed using gamma distribution on KM estimates			
Minimum	0.005	Mean	0.00979
Maximum	0.028	Median	0.01
SD	0.00267	CV	0.273
k hat (MLE)	19.51	k star (bias corrected MLE)	18.59
Theta hat (MLE)	5.0188E-4	Theta star (bias corrected MLE)	5.2667E-4
nu hat (MLE)	2458	nu star (bias corrected)	2342
MLE Mean (bias corrected)	0.00979	MLE Sd (bias corrected)	0.00227
		Adjusted Level of Significance (β)	0.0462
Approximate Chi Square Value (N/A, α)	2231	Adjusted Chi Square Value (N/A, β)	2228
95% Gamma Approximate UCL (use when n>=50)	0.0103	95% Gamma Adjusted UCL (use when n<50)	0.0103
Lognormal GOF Test on Detected Observations Only			
Shapiro Wilk Test Statistic	0.769	**Shapiro Wilk GOF Test**	
5% Shapiro Wilk Critical Value	0.85	Detected Data Not Lognormal at 5% Significance Level	
Lilliefors Test Statistic	0.213	**Lilliefors GOF Test**	
5% Lilliefors Critical Value	0.267	Detected Data appear Lognormal at 5% Significance Level	
Detected Data appear Approximate Lognormal at 5% Significance Level			
Lognormal ROS Statistics Using Imputed Non-Detects			
Mean in Original Scale	0.00261	Mean in Log Scale	-6.6
SD in Original Scale	0.00399	SD in Log Scale	1.14
95% t UCL (assumes normality of ROS data)	0.00345	95% Percentile Bootstrap UCL	0.00351
95% BCA Bootstrap UCL	0.00387	95% Bootstrap t UCL	0.00405
95% H-UCL (Log ROS)	0.00362		
UCLs using Lognormal Distribution and KM Estimates when Detected data are Lognormally Distributed			
KM Mean (logged)	-5.241	95% H-UCL (KM -Log)	0.00579
KM SD (logged)	0.256	95% Critical H Value (KM-Log)	1.734
KM Standard Error of Mean (logged)	0.0339		
DL/2 Statistics			
DL/2 Normal		**DL/2 Log-Transformed**	
Mean in Original Scale	0.00359	Mean in Log Scale	-5.801
SD in Original Scale	0.00358	SD in Log Scale	0.472
95% t UCL (Assumes normality)	0.00434	95% H-Stat UCL	0.00377
DL/2 is not a recommended method, provided for comparisons and historical reasons			
Nonparametric Distribution Free UCL Statistics			
Detected Data appear Approximate Lognormal Distributed at 5% Significance Level			
Suggested UCL to Use			
95% KM (t) UCL	0.00624	95% KM (% Bootstrap) UCL	0.00628
Note: Suggestions regarding the selection of a 95% UCL are provided to help the user to select the most appropriate 95% UCL.			
Recommendations are based upon data size, data distribution, and skewness.			
These recommendations are based upon the results of the simulation studies summarized in Singh, Maichle, and Lee (2006).			
However, simulations results will not cover all Real World data sets; for additional insight the user may want to consult a statistician.			
Result (4,4'-ddt_aoi-7_soil 2 ft)			
General Statistics			
Total Number of Observations	53	Number of Distinct Observations	7
Number of Detects	5	Number of Non-Detects	48
Number of Distinct Detects	5	Number of Distinct Non-Detects	2
Minimum Detect	0.0052	Minimum Non-Detect	0.0049
Maximum Detect	0.0099	Maximum Non-Detect	0.005

Variance Detects	3.5770E-6	Percent Non-Detects	90.57%
Mean Detects	0.00678	SD Detects	0.00189
Median Detects	0.0062	CV Detects	0.279
Skewness Detects	1.488	Kurtosis Detects	2.141
Mean of Logged Detects	-5.022	SD of Logged Detects	0.257
Normal GOF Test on Detects Only			
Shapiro Wilk Test Statistic	0.861	**Shapiro Wilk GOF Test**	
5% Shapiro Wilk Critical Value	0.762	Detected Data appear Normal at 5% Significance Level	
Lilliefors Test Statistic	0.233	**Lilliefors GOF Test**	
5% Lilliefors Critical Value	0.396	Detected Data appear Normal at 5% Significance Level	
Detected Data appear Normal at 5% Significance Level			
Kaplan-Meier (KM) Statistics using Normal Critical Values and other Nonparametric UCLs			
Mean	0.00508	Standard Error of Mean	1.1614E-4
SD	7.5627E-4	95% KM (BCA) UCL	0.00527
95% KM (t) UCL	0.00527	95% KM (Percentile Bootstrap) UCL	0.00528
95% KM (z) UCL	0.00527	95% KM Bootstrap t UCL	0.00534
90% KM Chebyshev UCL	0.00543	95% KM Chebyshev UCL	0.00558
97.5% KM Chebyshev UCL	0.0058	99% KM Chebyshev UCL	0.00623
Gamma GOF Tests on Detected Observations Only			
A-D Test Statistic	0.367	**Anderson-Darling GOF Test**	
5% A-D Critical Value	0.679	Detected data appear Gamma Distributed at 5% Significance Level	
K-S Test Statistic	0.216	**Kolmogrov-Smirnoff GOF**	
5% K-S Critical Value	0.357	Detected data appear Gamma Distributed at 5% Significance Level	
Detected data appear Gamma Distributed at 5% Significance Level			
Gamma Statistics on Detected Data Only			
k hat (MLE)	18.11	k star (bias corrected MLE)	7.378
Theta hat (MLE)	3.7434E-4	Theta star (bias corrected MLE)	9.1893E-4
nu hat (MLE)	181.1	nu star (bias corrected)	73.78
MLE Mean (bias corrected)	0.00678	MLE Sd (bias corrected)	0.0025
Gamma Kaplan-Meier (KM) Statistics			
k hat (KM)	45.07	nu hat (KM)	4778
Approximate Chi Square Value (N/A, α)	4618	Adjusted Chi Square Value (N/A, β)	4614
95% Gamma Approximate KM-UCL (use when n>=50)	0.00525	95% Gamma Adjusted KM-UCL (use when n<50)	0.00526
Gamma ROS Statistics using Imputed Non-Detects			
GROS may not be used when data set has > 50% NDs with many tied observations at multiple DLs			
GROS may not be used when kstar of detected data is small such as < 0.1			
For such situations, GROS method tends to yield inflated values of UCLs and BTVs			
For gamma distributed detected data, BTVs and UCLs may be computed using gamma distribution on KM estimates			
Minimum	0.0052	Mean	0.0097
Maximum	0.01	Median	0.01
SD	0.00109	CV	0.112
k hat (MLE)	59.4	k star (bias corrected MLE)	56.05
Theta hat (MLE)	1.6324E-4	Theta star (bias corrected MLE)	1.7299E-4
nu hat (MLE)	6296	nu star (bias corrected)	5941
MLE Mean (bias corrected)	0.0097	MLE Sd (bias corrected)	0.0013
		Adjusted Level of Significance (β)	0.0455
Approximate Chi Square Value (N/A, α)	5763	Adjusted Chi Square Value (N/A, β)	5758
95% Gamma Approximate UCL (use when n>=50)	0.01	95% Gamma Adjusted UCL (use when n<50)	0.01
Lognormal GOF Test on Detected Observations Only			
Shapiro Wilk Test Statistic	0.909	**Shapiro Wilk GOF Test**	
5% Shapiro Wilk Critical Value	0.762	Detected Data appear Lognormal at 5% Significance Level	
Lilliefors Test Statistic	0.195	**Lilliefors GOF Test**	
5% Lilliefors Critical Value	0.396	Detected Data appear Lognormal at 5% Significance Level	
Detected Data appear Lognormal at 5% Significance Level			
Lognormal ROS Statistics Using Imputed Non-Detects			
Mean in Original Scale	0.00204	Mean in Log Scale	-6.526

SD in Original Scale	0.00188	SD in Log Scale	0.816
95% t UCL (assumes normality of ROS data)	0.00247	95% Percentile Bootstrap UCL	0.00247
95% BCA Bootstrap UCL	0.00256	95% Bootstrap t UCL	0.00259
95% H-UCL (Log ROS)	0.0026		

UCLs using Lognormal Distribution and KM Estimates when Detected data are Lognormally Distributed

KM Mean (logged)	-5.291	95% H-UCL (KM -Log)	0.00521
KM SD (logged)	0.112	95% Critical H Value (KM-Log)	1.691
KM Standard Error of Mean (logged)	0.0172		

DL/2 Statistics

DL/2 Normal		**DL/2 Log-Transformed**	
Mean in Original Scale	0.00288	Mean in Log Scale	-5.908
SD in Original Scale	0.00137	SD in Log Scale	0.298
95% t UCL (Assumes normality)	0.0032	95% H-Stat UCL	0.00305

DL/2 is not a recommended method, provided for comparisons and historical reasons

Nonparametric Distribution Free UCL Statistics

Detected Data appear Normal Distributed at 5% Significance Level

Suggested UCL to Use

95% KM (t) UCL	0.00527	95% KM (Percentile Bootstrap) UCL	0.00528

Note: Suggestions regarding the selection of a 95% UCL are provided to help the user to select the most appropriate 95% UCL.

Recommendations are based upon data size, data distribution, and skewness.

These recommendations are based upon the results of the simulation studies summarized in Singh, Maichle, and Lee (2006).

However, simulations results will not cover all Real World data sets; for additional insight the user may want to consult a statistician.

Result (barium_aoi-4_soil 2 ft)

General Statistics

Total Number of Observations	19	Number of Distinct Observations	19
		Number of Missing Observations	0
Minimum	11	Mean	91.95
Maximum	620	Median	63
SD	131.5	Std. Error of Mean	30.17
Coefficient of Variation	1.43	Skewness	3.971

Normal GOF Test

Shapiro Wilk Test Statistic	0.46	**Shapiro Wilk GOF Test**	
5% Shapiro Wilk Critical Value	0.901	Data Not Normal at 5% Significance Level	
Lilliefors Test Statistic	0.37	**Lilliefors GOF Test**	
5% Lilliefors Critical Value	0.203	Data Not Normal at 5% Significance Level	

Data Not Normal at 5% Significance Level

Assuming Normal Distribution

95% Normal UCL		**95% UCLs (Adjusted for Skewness)**	
95% Student's-t UCL	144.3	95% Adjusted-CLT UCL (Chen-1995)	170.9
		95% Modified-t UCL (Johnson-1978)	148.8

Gamma GOF Test

A-D Test Statistic	1.222	**Anderson-Darling Gamma GOF Test**	
5% A-D Critical Value	0.76	Data Not Gamma Distributed at 5% Significance Level	
K-S Test Statistic	0.244	**Kolmogrov-Smirnoff Gamma GOF Test**	
5% K-S Critical Value	0.203	Data Not Gamma Distributed at 5% Significance Level	

Data Not Gamma Distributed at 5% Significance Level

Gamma Statistics

k hat (MLE)	1.357	k star (bias corrected MLE)	1.178
Theta hat (MLE)	67.76	Theta star (bias corrected MLE)	78.06
nu hat (MLE)	51.57	nu star (bias corrected)	44.76
MLE Mean (bias corrected)	91.95	MLE Sd (bias corrected)	84.72
		Approximate Chi Square Value (0.05)	30.41
Adjusted Level of Significance	0.0369	Adjusted Chi Square Value	29.38

Assuming Gamma Distribution			
95% Approximate Gamma UCL (use when n>=50))	135.3	95% Adjusted Gamma UCL (use when n<50)	140.1
Lognormal GOF Test			
Shapiro Wilk Test Statistic	0.926	**Shapiro Wilk Lognormal GOF Test**	
5% Shapiro Wilk Critical Value	0.901	Data appear Lognormal at 5% Significance Level	
Lilliefors Test Statistic	0.171	**Lilliefors Lognormal GOF Test**	
5% Lilliefors Critical Value	0.203	Data appear Lognormal at 5% Significance Level	
Data appear Lognormal at 5% Significance Level			
Lognormal Statistics			
Minimum of Logged Data	2.398	Mean of logged Data	4.11
Maximum of Logged Data	6.43	SD of logged Data	0.832
Assuming Lognormal Distribution			
95% H-UCL	137.5	90% Chebyshev (MVUE) UCL	136.5
95% Chebyshev (MVUE) UCL	160.3	97.5% Chebyshev (MVUE) UCL	193.2
99% Chebyshev (MVUE) UCL	257.9		
Nonparametric Distribution Free UCL Statistics			
Data appear to follow a Discernible Distribution at 5% Significance Level			
Nonparametric Distribution Free UCLs			
95% CLT UCL	141.6	95% Jackknife UCL	144.3
95% Standard Bootstrap UCL	140.6	95% Bootstrap-t UCL	266.8
95% Hall's Bootstrap UCL	351.9	95% Percentile Bootstrap UCL	149
95% BCA Bootstrap UCL	181.7		
90% Chebyshev(Mean, Sd) UCL	182.4	95% Chebyshev(Mean, Sd) UCL	223.4
97.5% Chebyshev(Mean, Sd) UCL	280.3	99% Chebyshev(Mean, Sd) UCL	392.1
Suggested UCL to Use			
95% H-UCL	137.5		
Note: Suggestions regarding the selection of a 95% UCL are provided to help the user to select the most appropriate 95% UCL.			
These recommendations are based upon the results of the simulation studies summarized in Singh, Singh, and Iaci (2002)			
and Singh and Singh (2003). However, simulations results will not cover all Real World data sets.			
For additional insight the user may want to consult a statistician.			
ProUCL computes and outputs H-statistic based UCLs for historical reasons only.			
H-statistic often results in unstable (both high and low) values of UCL95 as shown in examples in the Technical Guide.			
It is therefore recommended to avoid the use of H-statistic based 95% UCLs.			
Use of nonparametric methods are preferred to compute UCL95 for skewed data sets which do not follow a gamma distribution.			
Result (cadmium_aoi-4_soil 2 ft)			
General Statistics			
Total Number of Observations	19	Number of Distinct Observations	14
Number of Detects	14	Number of Non-Detects	5
Number of Distinct Detects	12	Number of Distinct Non-Detects	2
Minimum Detect	0.95	Minimum Non-Detect	0.49
Maximum Detect	4.2	Maximum Non-Detect	0.5
Variance Detects	1.274	Percent Non-Detects	26.32%
Mean Detects	1.968	SD Detects	1.129
Median Detects	1.45	CV Detects	0.574
Skewness Detects	1.139	Kurtosis Detects	-0.297
Mean of Logged Detects	0.546	SD of Logged Detects	0.51
Normal GOF Test on Detects Only			
Shapiro Wilk Test Statistic	0.787	**Shapiro Wilk GOF Test**	
5% Shapiro Wilk Critical Value	0.874	Detected Data Not Normal at 5% Significance Level	
Lilliefors Test Statistic	0.304	**Lilliefors GOF Test**	
5% Lilliefors Critical Value	0.237	Detected Data Not Normal at 5% Significance Level	
Detected Data Not Normal at 5% Significance Level			

Kaplan-Meier (KM) Statistics using Normal Critical Values and other Nonparametric UCLs			
Mean	1.579	Standard Error of Mean	0.271
SD	1.138	95% KM (BCA) UCL	2.056
95% KM (t) UCL	2.049	95% KM (Percentile Bootstrap) UCL	2.02
95% KM (z) UCL	2.025	95% KM Bootstrap t UCL	2.174
90% KM Chebyshev UCL	2.392	95% KM Chebyshev UCL	2.76
97.5% KM Chebyshev UCL	3.271	99% KM Chebyshev UCL	4.275
Gamma GOF Tests on Detected Observations Only			
A-D Test Statistic	1.027	**Anderson-Darling GOF Test**	
5% A-D Critical Value	0.74	Detected Data Not Gamma Distributed at 5% Significance Level	
K-S Test Statistic	0.278	**Kolmogrov-Smirnoff GOF**	
5% K-S Critical Value	0.23	Detected Data Not Gamma Distributed at 5% Significance Level	
Detected Data Not Gamma Distributed at 5% Significance Level			
Gamma Statistics on Detected Data Only			
k hat (MLE)	3.971	k star (bias corrected MLE)	3.168
Theta hat (MLE)	0.496	Theta star (bias corrected MLE)	0.621
nu hat (MLE)	111.2	nu star (bias corrected)	88.7
MLE Mean (bias corrected)	1.968	MLE Sd (bias corrected)	1.106
Gamma Kaplan-Meier (KM) Statistics			
k hat (KM)	1.924	nu hat (KM)	73.13
Approximate Chi Square Value (73.13, α)	54.44	Adjusted Chi Square Value (73.13, β)	53.03
95% Gamma Approximate KM-UCL (use when n>=50)	2.121	95% Gamma Adjusted KM-UCL (use when n<50)	2.177
Gamma ROS Statistics using Imputed Non-Detects			
GROS may not be used when data set has > 50% NDs with many tied observations at multiple DLs			
GROS may not be used when kstar of detected data is small such as < 0.1			
For such situations, GROS method tends to yield inflated values of UCLs and BTVs			
For gamma distributed detected data, BTVs and UCLs may be computed using gamma distribution on KM estimates			
Minimum	0.01	Mean	1.471
Maximum	4.2	Median	1.3
SD	1.286	CV	0.874
k hat (MLE)	0.671	k star (bias corrected MLE)	0.6
Theta hat (MLE)	2.193	Theta star (bias corrected MLE)	2.452
nu hat (MLE)	25.48	nu star (bias corrected)	22.79
MLE Mean (bias corrected)	1.471	MLE Sd (bias corrected)	1.899
		Adjusted Level of Significance (β)	0.0369
Approximate Chi Square Value (22.79, α)	12.93	Adjusted Chi Square Value (22.79, β)	12.29
95% Gamma Approximate UCL (use when n>=50)	2.592	95% Gamma Adjusted UCL (use when n<50)	2.729
Lognormal GOF Test on Detected Observations Only			
Shapiro Wilk Test Statistic	0.868	**Shapiro Wilk GOF Test**	
5% Shapiro Wilk Critical Value	0.874	Detected Data Not Lognormal at 5% Significance Level	
Lilliefors Test Statistic	0.251	**Lilliefors GOF Test**	
5% Lilliefors Critical Value	0.237	Detected Data Not Lognormal at 5% Significance Level	
Detected Data Not Lognormal at 5% Significance Level			
Lognormal ROS Statistics Using Imputed Non-Detects			
Mean in Original Scale	1.588	Mean in Log Scale	0.227
SD in Original Scale	1.162	SD in Log Scale	0.707
95% t UCL (assumes normality of ROS data)	2.05	95% Percentile Bootstrap UCL	2.042
95% BCA Bootstrap UCL	2.109	95% Bootstrap t UCL	2.196
95% H-UCL (Log ROS)	2.337		
DL/2 Statistics			
DL/2 Normal		**DL/2 Log-Transformed**	
Mean in Original Scale	1.516	Mean in Log Scale	0.0363
SD in Original Scale	1.235	SD in Log Scale	0.977
95% t UCL (Assumes normality)	2.007	95% H-Stat UCL	3.029
DL/2 is not a recommended method, provided for comparisons and historical reasons			

Nonparametric Distribution Free UCL Statistics			
Data do not follow a Discernible Distribution at 5% Significance Level			
Suggested UCL to Use			
95% KM (BCA) UCL	2.056		
Note: Suggestions regarding the selection of a 95% UCL are provided to help the user to select the most appropriate 95% UCL.			
Recommendations are based upon data size, data distribution, and skewness.			
These recommendations are based upon the results of the simulation studies summarized in Singh, Maichle, and Lee (2006).			
However, simulations results will not cover all Real World data sets; for additional insight the user may want to consult a statistician.			
Result (cadmium_aoi-7_soil 2 ft)			
General Statistics			
Total Number of Observations	53	Number of Distinct Observations	25
Number of Detects	50	Number of Non-Detects	3
Number of Distinct Detects	24	Number of Distinct Non-Detects	2
Minimum Detect	0.5	Minimum Non-Detect	0.5
Maximum Detect	5.7	Maximum Non-Detect	0.99
Variance Detects	0.714	Percent Non-Detects	5.66%
Mean Detects	1.79	SD Detects	0.845
Median Detects	1.8	CV Detects	0.472
Skewness Detects	1.899	Kurtosis Detects	8.289
Mean of Logged Detects	0.477	SD of Logged Detects	0.482
Normal GOF Test on Detects Only			
Shapiro Wilk Test Statistic	0.87	**Shapiro Wilk GOF Test**	
5% Shapiro Wilk Critical Value	0.947	Detected Data Not Normal at 5% Significance Level	
Lilliefors Test Statistic	0.12	**Lilliefors GOF Test**	
5% Lilliefors Critical Value	0.125	Detected Data appear Normal at 5% Significance Level	
Detected Data appear Approximate Normal at 5% Significance Level			
Kaplan-Meier (KM) Statistics using Normal Critical Values and other Nonparametric UCLs			
Mean	1.72	Standard Error of Mean	0.12
SD	0.862	95% KM (BCA) UCL	1.928
95% KM (t) UCL	1.92	95% KM (Percentile Bootstrap) UCL	1.92
95% KM (z) UCL	1.917	95% KM Bootstrap t UCL	1.953
90% KM Chebyshev UCL	2.079	95% KM Chebyshev UCL	2.241
97.5% KM Chebyshev UCL	2.467	99% KM Chebyshev UCL	2.91
Gamma GOF Tests on Detected Observations Only			
A-D Test Statistic	0.73	**Anderson-Darling GOF Test**	
5% A-D Critical Value	0.754	Detected data appear Gamma Distributed at 5% Significance Level	
K-S Test Statistic	0.0962	**Kolmogrov-Smirnoff GOF**	
5% K-S Critical Value	0.126	Detected data appear Gamma Distributed at 5% Significance Level	
Detected data appear Gamma Distributed at 5% Significance Level			
Gamma Statistics on Detected Data Only			
k hat (MLE)	4.905	k star (bias corrected MLE)	4.624
Theta hat (MLE)	0.365	Theta star (bias corrected MLE)	0.387
nu hat (MLE)	490.5	nu star (bias corrected)	462.4
MLE Mean (bias corrected)	1.79	MLE Sd (bias corrected)	0.833
Gamma Kaplan-Meier (KM) Statistics			
k hat (KM)	3.979	nu hat (KM)	421.7
Approximate Chi Square Value (421.75, α)	375.1	Adjusted Chi Square Value (421.75, β)	373.9
95% Gamma Approximate KM-UCL (use when n>=50)	1.933	95% Gamma Adjusted KM-UCL (use when n<50)	1.94
Gamma ROS Statistics using Imputed Non-Detects			
GROS may not be used when data set has > 50% NDs with many tied observations at multiple DLs			
GROS may not be used when kstar of detected data is small such as < 0.1			
For such situations, GROS method tends to yield inflated values of UCLs and BTVs			
For gamma distributed detected data, BTVs and UCLs may be computed using gamma distribution on KM estimates			
Minimum	0.323	Mean	1.716

Maximum	5.7	Median	1.7
SD	0.875	CV	0.51
k hat (MLE)	3.89	k star (bias corrected MLE)	3.683
Theta hat (MLE)	0.441	Theta star (bias corrected MLE)	0.466
nu hat (MLE)	412.4	nu star (bias corrected)	390.3
MLE Mean (bias corrected)	1.716	MLE Sd (bias corrected)	0.894
		Adjusted Level of Significance (β)	0.0455
Approximate Chi Square Value (390.35, α)	345.6	Adjusted Chi Square Value (390.35, β)	344.4
95% Gamma Approximate UCL (use when n>=50)	1.939	95% Gamma Adjusted UCL (use when n<50)	1.946
Lognormal GOF Test on Detected Observations Only			
Shapiro Wilk Test Statistic	0.939	**Shapiro Wilk GOF Test**	
5% Shapiro Wilk Critical Value	0.947	Detected Data Not Lognormal at 5% Significance Level	
Lilliefors Test Statistic	0.125	**Lilliefors GOF Test**	
5% Lilliefors Critical Value	0.125	Detected Data Not Lognormal at 5% Significance Level	
Detected Data Not Lognormal at 5% Significance Level			
Lognormal ROS Statistics Using Imputed Non-Detects			
Mean in Original Scale	1.723	Mean in Log Scale	0.42
SD in Original Scale	0.866	SD in Log Scale	0.526
95% t UCL (assumes normality of ROS data)	1.922	95% Percentile Bootstrap UCL	1.92
95% BCA Bootstrap UCL	1.953	95% Bootstrap t UCL	1.953
95% H-UCL (Log ROS)	2.006		
DL/2 Statistics			
DL/2 Normal		**DL/2 Log-Transformed**	
Mean in Original Scale	1.708	Mean in Log Scale	0.384
SD in Original Scale	0.888	SD in Log Scale	0.608
95% t UCL (Assumes normality)	1.912	95% H-Stat UCL	2.084
DL/2 is not a recommended method, provided for comparisons and historical reasons			
Nonparametric Distribution Free UCL Statistics			
Detected Data appear Approximate Normal Distributed at 5% Significance Level			
Suggested UCL to Use			
95% KM (t) UCL	1.92	95% KM (Percentile Bootstrap) UCL	1.92
Note: Suggestions regarding the selection of a 95% UCL are provided to help the user to select the most appropriate 95% UCL.			
Recommendations are based upon data size, data distribution, and skewness.			
These recommendations are based upon the results of the simulation studies summarized in Singh, Maichle, and Lee (2006).			
However, simulations results will not cover all Real World data sets; for additional insight the user may want to consult a statistician.			
Result (chlordane (total)_aoi-1_soil 2 ft)			
General Statistics			
Total Number of Observations	86	Number of Distinct Observations	18
Number of Detects	18	Number of Non-Detects	68
Number of Distinct Detects	15	Number of Distinct Non-Detects	3
Minimum Detect	0.061	Minimum Non-Detect	0.048
Maximum Detect	2.6	Maximum Non-Detect	0.05
Variance Detects	0.345	Percent Non-Detects	79.07%
Mean Detects	0.312	SD Detects	0.587
Median Detects	0.16	CV Detects	1.882
Skewness Detects	3.9	Kurtosis Detects	15.77
Mean of Logged Detects	-1.768	SD of Logged Detects	0.905
Normal GOF Test on Detects Only			
Shapiro Wilk Test Statistic	0.413	**Shapiro Wilk GOF Test**	
5% Shapiro Wilk Critical Value	0.897	Detected Data Not Normal at 5% Significance Level	
Lilliefors Test Statistic	0.417	**Lilliefors GOF Test**	
5% Lilliefors Critical Value	0.209	Detected Data Not Normal at 5% Significance Level	
Detected Data Not Normal at 5% Significance Level			
Kaplan-Meier (KM) Statistics using Normal Critical Values and other Nonparametric UCLs			

Mean	0.103	Standard Error of Mean	0.0313
SD	0.282	95% KM (BCA) UCL	0.164
95% KM (t) UCL	0.155	95% KM (Percentile Bootstrap) UCL	0.16
95% KM (z) UCL	0.155	95% KM Bootstrap t UCL	0.334
90% KM Chebyshev UCL	0.197	95% KM Chebyshev UCL	0.24
97.5% KM Chebyshev UCL	0.299	99% KM Chebyshev UCL	0.415
Gamma GOF Tests on Detected Observations Only			
A-D Test Statistic	2.059	**Anderson-Darling GOF Test**	
5% A-D Critical Value	0.768	Detected Data Not Gamma Distributed at 5% Significance Level	
K-S Test Statistic	0.322	**Kolmogrov-Smirnoff GOF**	
5% K-S Critical Value	0.21	Detected Data Not Gamma Distributed at 5% Significance Level	
Detected Data Not Gamma Distributed at 5% Significance Level			
Gamma Statistics on Detected Data Only			
k hat (MLE)	0.961	k star (bias corrected MLE)	0.838
Theta hat (MLE)	0.324	Theta star (bias corrected MLE)	0.372
nu hat (MLE)	34.61	nu star (bias corrected)	30.17
MLE Mean (bias corrected)	0.312	MLE Sd (bias corrected)	0.341
Gamma Kaplan-Meier (KM) Statistics			
k hat (KM)	0.134	nu hat (KM)	23.02
Approximate Chi Square Value (23.02, α)	13.11	Adjusted Chi Square Value (23.02, β)	12.98
95% Gamma Approximate KM-UCL (use when n>=50)	0.181	95% Gamma Adjusted KM-UCL (use when n<50)	0.183
Gamma ROS Statistics using Imputed Non-Detects			
GROS may not be used when data set has > 50% NDs with many tied observations at multiple DLs			
GROS may not be used when kstar of detected data is small such as < 0.1			
For such situations, GROS method tends to yield inflated values of UCLs and BTVs			
For gamma distributed detected data, BTVs and UCLs may be computed using gamma distribution on KM estimates			
Minimum	0.01	Mean	0.0732
Maximum	2.6	Median	0.01
SD	0.29	CV	3.964
k hat (MLE)	0.461	k star (bias corrected MLE)	0.452
Theta hat (MLE)	0.159	Theta star (bias corrected MLE)	0.162
nu hat (MLE)	79.23	nu star (bias corrected)	77.8
MLE Mean (bias corrected)	0.0732	MLE Sd (bias corrected)	0.109
		Adjusted Level of Significance (β)	0.0472
Approximate Chi Square Value (77.80, α)	58.48	Adjusted Chi Square Value (77.80, β)	58.2
95% Gamma Approximate UCL (use when n>=50)	0.0974	95% Gamma Adjusted UCL (use when n<50)	0.0978
Lognormal GOF Test on Detected Observations Only			
Shapiro Wilk Test Statistic	0.842	**Shapiro Wilk GOF Test**	
5% Shapiro Wilk Critical Value	0.897	Detected Data Not Lognormal at 5% Significance Level	
Lilliefors Test Statistic	0.223	**Lilliefors GOF Test**	
5% Lilliefors Critical Value	0.209	Detected Data Not Lognormal at 5% Significance Level	
Detected Data Not Lognormal at 5% Significance Level			
Lognormal ROS Statistics Using Imputed Non-Detects			
Mean in Original Scale	0.0739	Mean in Log Scale	-4.573
SD in Original Scale	0.29	SD in Log Scale	1.992
95% t UCL (assumes normality of ROS data)	0.126	95% Percentile Bootstrap UCL	0.132
95% BCA Bootstrap UCL	0.175	95% Bootstrap t UCL	0.271
95% H-UCL (Log ROS)	0.155		
DL/2 Statistics			
DL/2 Normal		**DL/2 Log-Transformed**	
Mean in Original Scale	0.0849	Mean in Log Scale	-3.293
SD in Original Scale	0.288	SD in Log Scale	0.887
95% t UCL (Assumes normality)	0.136	95% H-Stat UCL	0.0676
DL/2 is not a recommended method, provided for comparisons and historical reasons			
Nonparametric Distribution Free UCL Statistics			
Data do not follow a Discernible Distribution at 5% Significance Level			

Suggested UCL to Use			
95% KM (t) UCL	0.155	95% KM (% Bootstrap) UCL	0.16

Note: Suggestions regarding the selection of a 95% UCL are provided to help the user to select the most appropriate 95% UCL.

Recommendations are based upon data size, data distribution, and skewness.

These recommendations are based upon the results of the simulation studies summarized in Singh, Maichle, and Lee (2006).

However, simulations results will not cover all Real World data sets; for additional insight the user may want to consult a statistician.

Result (chlordane (total)_aoi-11_soil 2 ft)

General Statistics			
Total Number of Observations	2	Number of Distinct Observations	2
Number of Detects	1	Number of Non-Detects	1
Number of Distinct Detects	1	Number of Distinct Non-Detects	1

Warning: This data set only has 2 observations!

Data set is too small to compute reliable and meaningful statistics and estimates!

The data set for variable Result (chlordane (total)_aoi-11_soil 2 ft) was not processed!

It is suggested to collect at least 8 to 10 observations before using these statistical methods!

If possible, compute and collect Data Quality Objectives (DQO) based sample size and analytical results.

Result (chlordane (total)_aoi-5_soil 2 ft)

General Statistics			
Total Number of Observations	63	Number of Distinct Observations	6
Number of Detects	4	Number of Non-Detects	59
Number of Distinct Detects	4	Number of Distinct Non-Detects	2
Minimum Detect	0.088	Minimum Non-Detect	0.049
Maximum Detect	0.22	Maximum Non-Detect	0.05
Variance Detects	0.00343	Percent Non-Detects	93.65%
Mean Detects	0.135	SD Detects	0.0585
Median Detects	0.115	CV Detects	0.435
Skewness Detects	1.683	Kurtosis Detects	3.103
Mean of Logged Detects	-2.068	SD of Logged Detects	0.392

Normal GOF Test on Detects Only			
Shapiro Wilk Test Statistic	0.83	**Shapiro Wilk GOF Test**	
5% Shapiro Wilk Critical Value	0.748	Detected Data appear Normal at 5% Significance Level	
Lilliefors Test Statistic	0.348	**Lilliefors GOF Test**	
5% Lilliefors Critical Value	0.443	Detected Data appear Normal at 5% Significance Level	

Detected Data appear Normal at 5% Significance Level

Kaplan-Meier (KM) Statistics using Normal Critical Values and other Nonparametric UCLs			
Mean	0.0544	Standard Error of Mean	0.00356
SD	0.0245	95% KM (BCA) UCL	N/A
95% KM (t) UCL	0.0604	95% KM (Percentile Bootstrap) UCL	N/A
95% KM (z) UCL	0.0603	95% KM Bootstrap t UCL	N/A
90% KM Chebyshev UCL	0.0651	95% KM Chebyshev UCL	0.0699
97.5% KM Chebyshev UCL	0.0766	99% KM Chebyshev UCL	0.0898

Gamma GOF Tests on Detected Observations Only			
A-D Test Statistic	0.428	**Anderson-Darling GOF Test**	
5% A-D Critical Value	0.658	Detected data appear Gamma Distributed at 5% Significance Level	
K-S Test Statistic	0.331	**Kolmogrov-Smirnoff GOF**	
5% K-S Critical Value	0.395	Detected data appear Gamma Distributed at 5% Significance Level	

Detected data appear Gamma Distributed at 5% Significance Level

Gamma Statistics on Detected Data Only			
k hat (MLE)	8.25	k star (bias corrected MLE)	2.229
Theta hat (MLE)	0.0163	Theta star (bias corrected MLE)	0.0603
nu hat (MLE)	66	nu star (bias corrected)	17.83
MLE Mean (bias corrected)	0.135	MLE Sd (bias corrected)	0.0901

Gamma Kaplan-Meier (KM) Statistics			
k hat (KM)	4.955	nu hat (KM)	624.3
Approximate Chi Square Value (624.31, α)	567.3	Adjusted Chi Square Value (624.31, β)	566.1
95% Gamma Approximate KM-UCL (use when n>=50)	0.0599	95% Gamma Adjusted KM-UCL (use when n<50)	0.06
Gamma ROS Statistics using Imputed Non-Detects			
GROS may not be used when data set has > 50% NDs with many tied observations at multiple DLs			
GROS may not be used when kstar of detected data is small such as < 0.1			
For such situations, GROS method tends to yield inflated values of UCLs and BTVs			
For gamma distributed detected data, BTVs and UCLs may be computed using gamma distribution on KM estimates			
Minimum	0.01	Mean	0.0181
Maximum	0.22	Median	0.01
SD	0.0332	CV	1.829
k hat (MLE)	1.332	k star (bias corrected MLE)	1.279
Theta hat (MLE)	0.0136	Theta star (bias corrected MLE)	0.0142
nu hat (MLE)	167.9	nu star (bias corrected)	161.2
MLE Mean (bias corrected)	0.0181	MLE Sd (bias corrected)	0.016
		Adjusted Level of Significance (β)	0.0462
Approximate Chi Square Value (161.19, α)	132.8	Adjusted Chi Square Value (161.19, β)	132.2
95% Gamma Approximate UCL (use when n>=50)	0.022	95% Gamma Adjusted UCL (use when n<50)	N/A
Lognormal GOF Test on Detected Observations Only			
Shapiro Wilk Test Statistic	0.902	**Shapiro Wilk GOF Test**	
5% Shapiro Wilk Critical Value	0.748	Detected Data appear Lognormal at 5% Significance Level	
Lilliefors Test Statistic	0.303	**Lilliefors GOF Test**	
5% Lilliefors Critical Value	0.443	Detected Data appear Lognormal at 5% Significance Level	
Detected Data appear Lognormal at 5% Significance Level			
Lognormal ROS Statistics Using Imputed Non-Detects			
Mean in Original Scale	0.0197	Mean in Log Scale	-4.86
SD in Original Scale	0.0351	SD in Log Scale	1.385
95% t UCL (assumes normality of ROS data)	0.0271	95% Percentile Bootstrap UCL	0.0275
95% BCA Bootstrap UCL	0.0302	95% Bootstrap t UCL	0.0319
95% H-UCL (Log ROS)	0.0305		
UCLs using Lognormal Distribution and KM Estimates when Detected data are Lognormally Distributed			
KM Mean (logged)	-2.956	95% H-UCL (KM -Log)	0.0566
KM SD (logged)	0.246	95% Critical H Value (KM-Log)	1.73
KM Standard Error of Mean (logged)	0.0359		
DL/2 Statistics			
DL/2 Normal		**DL/2 Log-Transformed**	
Mean in Original Scale	0.0318	Mean in Log Scale	-3.591
SD in Original Scale	0.0299	SD in Log Scale	0.409
95% t UCL (Assumes normality)	0.0381	95% H-Stat UCL	0.0329
DL/2 is not a recommended method, provided for comparisons and historical reasons			
Nonparametric Distribution Free UCL Statistics			
Detected Data appear Normal Distributed at 5% Significance Level			
Suggested UCL to Use			
95% KM (t) UCL	0.0604	95% KM (Percentile Bootstrap) UCL	N/A
Warning: One or more Recommended UCL(s) not available!			
Note: Suggestions regarding the selection of a 95% UCL are provided to help the user to select the most appropriate 95% UCL.			
Recommendations are based upon data size, data distribution, and skewness.			
These recommendations are based upon the results of the simulation studies summarized in Singh, Maichle, and Lee (2006).			
However, simulations results will not cover all Real World data sets; for additional insight the user may want to consult a statistician.			
Result (copper_aoi-15_soil 2 ft)			
General Statistics			
Total Number of Observations	8	Number of Distinct Observations	7

		Number of Missing Observations	0
Minimum	18	Mean	41.63
Maximum	110	Median	25.5
SD	34.53	Std. Error of Mean	12.21
Coefficient of Variation	0.829	Skewness	1.602
Note: Sample size is small (e.g., <10), if data are collected using ISM approach, you should use			
guidance provided in ITRC Tech Reg Guide on ISM (ITRC, 2012) to compute statistics of interest.			
For example, you may want to use Chebyshev UCL to estimate EPC (ITRC, 2012).			
Chebyshev UCL can be computed using the Nonparametric and All UCL Options of ProUCL 5.0			
Normal GOF Test			
Shapiro Wilk Test Statistic	0.69	**Shapiro Wilk GOF Test**	
5% Shapiro Wilk Critical Value	0.818	Data Not Normal at 5% Significance Level	
Lilliefors Test Statistic	0.403	**Lilliefors GOF Test**	
5% Lilliefors Critical Value	0.313	Data Not Normal at 5% Significance Level	
Data Not Normal at 5% Significance Level			
Assuming Normal Distribution			
95% Normal UCL		**95% UCLs (Adjusted for Skewness)**	
95% Student's-t UCL	64.75	95% Adjusted-CLT UCL (Chen-1995)	69.09
		95% Modified-t UCL (Johnson-1978)	65.9
Gamma GOF Test			
A-D Test Statistic	1.112	**Anderson-Darling Gamma GOF Test**	
5% A-D Critical Value	0.723	Data Not Gamma Distributed at 5% Significance Level	
K-S Test Statistic	0.383	**Kolmogrov-Smirnoff Gamma GOF Test**	
5% K-S Critical Value	0.297	Data Not Gamma Distributed at 5% Significance Level	
Data Not Gamma Distributed at 5% Significance Level			
Gamma Statistics			
k hat (MLE)	2.322	k star (bias corrected MLE)	1.535
Theta hat (MLE)	17.92	Theta star (bias corrected MLE)	27.12
nu hat (MLE)	37.16	nu star (bias corrected)	24.56
MLE Mean (bias corrected)	41.63	MLE Sd (bias corrected)	33.6
		Approximate Chi Square Value (0.05)	14.27
Adjusted Level of Significance	0.0195	Adjusted Chi Square Value	12.34
Assuming Gamma Distribution			
95% Approximate Gamma UCL (use when n>=50))	71.62	95% Adjusted Gamma UCL (use when n<50)	82.87
Lognormal GOF Test			
Shapiro Wilk Test Statistic	0.775	**Shapiro Wilk Lognormal GOF Test**	
5% Shapiro Wilk Critical Value	0.818	Data Not Lognormal at 5% Significance Level	
Lilliefors Test Statistic	0.348	**Lilliefors Lognormal GOF Test**	
5% Lilliefors Critical Value	0.313	Data Not Lognormal at 5% Significance Level	
Data Not Lognormal at 5% Significance Level			
Lognormal Statistics			
Minimum of Logged Data	2.89	Mean of logged Data	3.498
Maximum of Logged Data	4.7	SD of logged Data	0.67
Assuming Lognormal Distribution			
95% H-UCL	81.42	90% Chebyshev (MVUE) UCL	68.98
95% Chebyshev (MVUE) UCL	82.08	97.5% Chebyshev (MVUE) UCL	100.3
99% Chebyshev (MVUE) UCL	136		
Nonparametric Distribution Free UCL Statistics			
Data do not follow a Discernible Distribution (0.05)			
Nonparametric Distribution Free UCLs			
95% CLT UCL	61.7	95% Jackknife UCL	64.75
95% Standard Bootstrap UCL	60.39	95% Bootstrap-t UCL	232.2
95% Hall's Bootstrap UCL	246.3	95% Percentile Bootstrap UCL	62.75

95% BCA Bootstrap UCL	66.75		
90% Chebyshev(Mean, Sd) UCL	78.24	95% Chebyshev(Mean, Sd) UCL	94.83
97.5% Chebyshev(Mean, Sd) UCL	117.9	99% Chebyshev(Mean, Sd) UCL	163.1

Suggested UCL to Use

95% Chebyshev (Mean, Sd) UCL	94.83		

Note: Suggestions regarding the selection of a 95% UCL are provided to help the user to select the most appropriate 95% UCL.

These recommendations are based upon the results of the simulation studies summarized in Singh, Singh, and Iaci (2002)

and Singh and Singh (2003). However, simulations results will not cover all Real World data sets.

For additional insight the user may want to consult a statistician.

Result (copper_aoi-4_soil 2 ft)

General Statistics

Total Number of Observations	19	Number of Distinct Observations	14
		Number of Missing Observations	0
Minimum	2.1	Mean	16.01
Maximum	32	Median	19
SD	8.038	Std. Error of Mean	1.844
Coefficient of Variation	0.502	Skewness	-0.314

Normal GOF Test

Shapiro Wilk Test Statistic	0.92	**Shapiro Wilk GOF Test**	
5% Shapiro Wilk Critical Value	0.901	Data appear Normal at 5% Significance Level	
Lilliefors Test Statistic	0.172	**Lilliefors GOF Test**	
5% Lilliefors Critical Value	0.203	Data appear Normal at 5% Significance Level	

Data appear Normal at 5% Significance Level

Assuming Normal Distribution

95% Normal UCL		**95% UCLs (Adjusted for Skewness)**	
95% Student's-t UCL	19.2	95% Adjusted-CLT UCL (Chen-1995)	18.9
		95% Modified-t UCL (Johnson-1978)	19.18

Gamma GOF Test

A-D Test Statistic	1.32	**Anderson-Darling Gamma GOF Test**	
5% A-D Critical Value	0.749	Data Not Gamma Distributed at 5% Significance Level	
K-S Test Statistic	0.235	**Kolmogrov-Smirnoff Gamma GOF Test**	
5% K-S Critical Value	0.2	Data Not Gamma Distributed at 5% Significance Level	

Data Not Gamma Distributed at 5% Significance Level

Gamma Statistics

k hat (MLE)	2.65	k star (bias corrected MLE)	2.267
Theta hat (MLE)	6.039	Theta star (bias corrected MLE)	7.06
nu hat (MLE)	100.7	nu star (bias corrected)	86.14
MLE Mean (bias corrected)	16.01	MLE Sd (bias corrected)	10.63
		Approximate Chi Square Value (0.05)	65.75
Adjusted Level of Significance	0.0369	Adjusted Chi Square Value	64.19

Assuming Gamma Distribution

95% Approximate Gamma UCL (use when n>=50))	20.97	95% Adjusted Gamma UCL (use when n<50)	21.48

Lognormal GOF Test

Shapiro Wilk Test Statistic	0.815	**Shapiro Wilk Lognormal GOF Test**	
5% Shapiro Wilk Critical Value	0.901	Data Not Lognormal at 5% Significance Level	
Lilliefors Test Statistic	0.272	**Lilliefors Lognormal GOF Test**	
5% Lilliefors Critical Value	0.203	Data Not Lognormal at 5% Significance Level	

Data Not Lognormal at 5% Significance Level

Lognormal Statistics

Minimum of Logged Data	0.742	Mean of logged Data	2.573
Maximum of Logged Data	3.466	SD of logged Data	0.755

Assuming Lognormal Distribution

95% H-UCL	26.18	90% Chebyshev (MVUE) UCL	26.66
95% Chebyshev (MVUE) UCL	30.98	97.5% Chebyshev (MVUE) UCL	36.99
99% Chebyshev (MVUE) UCL	48.78		

Nonparametric Distribution Free UCL Statistics

Data appear to follow a Discernible Distribution at 5% Significance Level

Nonparametric Distribution Free UCLs

95% CLT UCL	19.04	95% Jackknife UCL	19.2
95% Standard Bootstrap UCL	18.96	95% Bootstrap-t UCL	18.95
95% Hall's Bootstrap UCL	18.94	95% Percentile Bootstrap UCL	18.89
95% BCA Bootstrap UCL	18.83		
90% Chebyshev(Mean, Sd) UCL	21.54	95% Chebyshev(Mean, Sd) UCL	24.04
97.5% Chebyshev(Mean, Sd) UCL	27.52	99% Chebyshev(Mean, Sd) UCL	34.35

Suggested UCL to Use

95% Student's-t UCL	19.2

Note: Suggestions regarding the selection of a 95% UCL are provided to help the user to select the most appropriate 95% UCL.

These recommendations are based upon the results of the simulation studies summarized in Singh, Singh, and Iaci (2002)

and Singh and Singh (2003). However, simulations results will not cover all Real World data sets.

For additional insight the user may want to consult a statistician.

Note: For highly negatively-skewed data, confidence limits (e.g., Chen, Johnson, Lognormal, and Gamma) may not be

reliable. Chen's and Johnson's methods provide adjustments for positvely skewed data sets.

Result (copper_aoi-7_soil 2 ft)

General Statistics

Total Number of Observations	53	Number of Distinct Observations	21
		Number of Missing Observations	0
Minimum	4	Mean	21.37
Maximum	43	Median	21
SD	6.429	Std. Error of Mean	0.883
Coefficient of Variation	0.301	Skewness	-0.0835

Normal GOF Test

Shapiro Wilk Test Statistic	0.933	**Shapiro Wilk GOF Test**	
5% Shapiro Wilk P Value	0.00717	Data Not Normal at 5% Significance Level	
Lilliefors Test Statistic	0.149	**Lilliefors GOF Test**	
5% Lilliefors Critical Value	0.122	Data Not Normal at 5% Significance Level	

Data Not Normal at 5% Significance Level

Assuming Normal Distribution

95% Normal UCL		**95% UCLs (Adjusted for Skewness)**	
95% Student's-t UCL	22.85	95% Adjusted-CLT UCL (Chen-1995)	22.81
		95% Modified-t UCL (Johnson-1978)	22.85

Gamma GOF Test

A-D Test Statistic	2.767	**Anderson-Darling Gamma GOF Test**	
5% A-D Critical Value	0.751	Data Not Gamma Distributed at 5% Significance Level	
K-S Test Statistic	0.208	**Kolmogrov-Smirnoff Gamma GOF Test**	
5% K-S Critical Value	0.122	Data Not Gamma Distributed at 5% Significance Level	

Data Not Gamma Distributed at 5% Significance Level

Gamma Statistics

k hat (MLE)	8.233	k star (bias corrected MLE)	7.78
Theta hat (MLE)	2.595	Theta star (bias corrected MLE)	2.747
nu hat (MLE)	872.7	nu star (bias corrected)	824.6
MLE Mean (bias corrected)	21.37	MLE Sd (bias corrected)	7.661
		Approximate Chi Square Value (0.05)	759
Adjusted Level of Significance	0.0455	Adjusted Chi Square Value	757.2

Assuming Gamma Distribution

95% Approximate Gamma UCL (use when n>=50))	23.22	95% Adjusted Gamma UCL (use when n<50)	23.27
Lognormal GOF Test			
Shapiro Wilk Test Statistic	0.784	**Shapiro Wilk Lognormal GOF Test**	
5% Shapiro Wilk P Value	5.433E-10	Data Not Lognormal at 5% Significance Level	
Lilliefors Test Statistic	0.237	**Lilliefors Lognormal GOF Test**	
5% Lilliefors Critical Value	0.122	Data Not Lognormal at 5% Significance Level	
Data Not Lognormal at 5% Significance Level			
Lognormal Statistics			
Minimum of Logged Data	1.386	Mean of logged Data	3
Maximum of Logged Data	3.761	SD of logged Data	0.401
Assuming Lognormal Distribution			
95% H-UCL	24.08	90% Chebyshev (MVUE) UCL	25.45
95% Chebyshev (MVUE) UCL	27.13	97.5% Chebyshev (MVUE) UCL	29.46
99% Chebyshev (MVUE) UCL	34.05		
Nonparametric Distribution Free UCL Statistics			
Data do not follow a Discernible Distribution (0.05)			
Nonparametric Distribution Free UCLs			
95% CLT UCL	22.82	95% Jackknife UCL	22.85
95% Standard Bootstrap UCL	22.81	95% Bootstrap-t UCL	22.8
95% Hall's Bootstrap UCL	22.98	95% Percentile Bootstrap UCL	22.81
95% BCA Bootstrap UCL	22.79		
90% Chebyshev(Mean, Sd) UCL	24.02	95% Chebyshev(Mean, Sd) UCL	25.22
97.5% Chebyshev(Mean, Sd) UCL	26.88	99% Chebyshev(Mean, Sd) UCL	30.15
Suggested UCL to Use			
95% Student's-t UCL	22.85	or 95% Modified-t UCL	22.85
Note: Suggestions regarding the selection of a 95% UCL are provided to help the user to select the most appropriate 95% UCL.			
These recommendations are based upon the results of the simulation studies summarized in Singh, Singh, and Iaci (2002)			
and Singh and Singh (2003). However, simulations results will not cover all Real World data sets.			
For additional insight the user may want to consult a statistician.			
Note: For highly negatively-skewed data, confidence limits (e.g., Chen, Johnson, Lognormal, and Gamma) may not be			
reliable. Chen's and Johnson's methods provide adjustments for positvely skewed data sets.			
Result (dieldrin_aoi-1_soil 2 ft)			
General Statistics			
Total Number of Observations	86	Number of Distinct Observations	4
Number of Detects	1	Number of Non-Detects	85
Number of Distinct Detects	1	Number of Distinct Non-Detects	3
Warning: Only one distinct data value was detected! ProUCL (or any other software) should not be used on such a data set!			
It is suggested to use alternative site specific values determined by the Project Team to estimate environmental parameters (e.g., EPC, BTV).			
The data set for variable Result (dieldrin_aoi-1_soil 2 ft) was not processed!			
Result (heptachlor epoxide_aoi-1_soil 2 ft)			
General Statistics			
Total Number of Observations	86	Number of Distinct Observations	5
Number of Detects	2	Number of Non-Detects	84
Number of Distinct Detects	2	Number of Distinct Non-Detects	3
Minimum Detect	0.0076	Minimum Non-Detect	0.0048
Maximum Detect	0.051	Maximum Non-Detect	0.005
Variance Detects	9.4178E-4	Percent Non-Detects	97.67%
Mean Detects	0.0293	SD Detects	0.0307
Median Detects	0.0293	CV Detects	1.047
Skewness Detects	N/A	Kurtosis Detects	N/A

Mean of Logged Detects	-3.928	SD of Logged Detects	1.346

Warning: Data set has only 2 Detected Values.

This is not enough to compute meaningful or reliable statistics and estimates.

Normal GOF Test on Detects Only

Not Enough Data to Perform GOF Test

Kaplan-Meier (KM) Statistics using Normal Critical Values and other Nonparametric UCLs

Mean	0.00537	Standard Error of Mean	7.5615E-4
SD	0.00496	95% KM (BCA) UCL	N/A
95% KM (t) UCL	0.00663	95% KM (Percentile Bootstrap) UCL	N/A
95% KM (z) UCL	0.00661	95% KM Bootstrap t UCL	N/A
90% KM Chebyshev UCL	0.00764	95% KM Chebyshev UCL	0.00867
97.5% KM Chebyshev UCL	0.0101	99% KM Chebyshev UCL	0.0129

Gamma GOF Tests on Detected Observations Only

Not Enough Data to Perform GOF Test

Gamma Statistics on Detected Data Only

k hat (MLE)	1.401	k star (bias corrected MLE)	N/A
Theta hat (MLE)	0.0209	Theta star (bias corrected MLE)	N/A
nu hat (MLE)	5.603	nu star (bias corrected)	N/A
MLE Mean (bias corrected)	N/A	MLE Sd (bias corrected)	N/A

Gamma Kaplan-Meier (KM) Statistics

k hat (KM)	1.173	nu hat (KM)	201.7
		Adjusted Level of Significance (β)	0.0472
Approximate Chi Square Value (201.72, α)	169.9	Adjusted Chi Square Value (201.72, β)	169.4
95% Gamma Approximate KM-UCL (use when n>=50)	0.00638	95% Gamma Adjusted KM-UCL (use when n<50)	0.0064

Lognormal GOF Test on Detected Observations Only

Not Enough Data to Perform GOF Test

Lognormal ROS Statistics Using Imputed Non-Detects

Mean in Original Scale	6.8967E-4	Mean in Log Scale	-20.43
SD in Original Scale	0.00555	SD in Log Scale	6.797
95% t UCL (assumes normality of ROS data)	0.00168	95% Percentile Bootstrap UCL	0.00187
95% BCA Bootstrap UCL	0.00298	95% Bootstrap t UCL	0.0951
95% H-UCL (Log ROS)	24279		

DL/2 Statistics

DL/2 Normal		**DL/2 Log-Transformed**	
Mean in Original Scale	0.00311	Mean in Log Scale	-5.951
SD in Original Scale	0.00525	SD in Log Scale	0.346
95% t UCL (Assumes normality)	0.00405	95% H-Stat UCL	0.00295

DL/2 is not a recommended method, provided for comparisons and historical reasons

Nonparametric Distribution Free UCL Statistics

Data do not follow a Discernible Distribution at 5% Significance Level

Suggested UCL to Use

95% KM (BCA) UCL	N/A

Warning: One or more Recommended UCL(s) not available!

Note: Suggestions regarding the selection of a 95% UCL are provided to help the user to select the most appropriate 95% UCL.

Recommendations are based upon data size, data distribution, and skewness.

These recommendations are based upon the results of the simulation studies summarized in Singh, Maichle, and Lee (2006).

However, simulations results will not cover all Real World data sets; for additional insight the user may want to consult a statistician.

Result (mercury_aoi-15_soil 2 ft)

General Statistics

Total Number of Observations	8	Number of Distinct Observations	8
		Number of Missing Observations	0
Minimum	0.03	Mean	0.119
Maximum	0.33	Median	0.064
SD	0.117	Std. Error of Mean	0.0412
Coefficient of Variation	0.978	Skewness	1.418
Note: Sample size is small (e.g., <10), if data are collected using ISM approach, you should use			
guidance provided in ITRC Tech Reg Guide on ISM (ITRC, 2012) to compute statistics of interest.			
For example, you may want to use Chebyshev UCL to estimate EPC (ITRC, 2012).			
Chebyshev UCL can be computed using the Nonparametric and All UCL Options of ProUCL 5.0			
Normal GOF Test			
Shapiro Wilk Test Statistic	0.717	**Shapiro Wilk GOF Test**	
5% Shapiro Wilk Critical Value	0.818	Data Not Normal at 5% Significance Level	
Lilliefors Test Statistic	0.368	**Lilliefors GOF Test**	
5% Lilliefors Critical Value	0.313	Data Not Normal at 5% Significance Level	
Data Not Normal at 5% Significance Level			
Assuming Normal Distribution			
95% Normal UCL		**95% UCLs (Adjusted for Skewness)**	
95% Student's-t UCL	0.197	95% Adjusted-CLT UCL (Chen-1995)	0.209
		95% Modified-t UCL (Johnson-1978)	0.201
Gamma GOF Test			
A-D Test Statistic	0.806	**Anderson-Darling Gamma GOF Test**	
5% A-D Critical Value	0.728	Data Not Gamma Distributed at 5% Significance Level	
K-S Test Statistic	0.304	**Kolmogrov-Smirnoff Gamma GOF Test**	
5% K-S Critical Value	0.299	Data Not Gamma Distributed at 5% Significance Level	
Data Not Gamma Distributed at 5% Significance Level			
Gamma Statistics			
k hat (MLE)	1.56	k star (bias corrected MLE)	1.058
Theta hat (MLE)	0.0763	Theta star (bias corrected MLE)	0.113
nu hat (MLE)	24.96	nu star (bias corrected)	16.94
MLE Mean (bias corrected)	0.119	MLE Sd (bias corrected)	0.116
		Approximate Chi Square Value (0.05)	8.626
Adjusted Level of Significance	0.0195	Adjusted Chi Square Value	7.178
Assuming Gamma Distribution			
95% Approximate Gamma UCL (use when n>=50))	0.234	95% Adjusted Gamma UCL (use when n<50)	0.281
Lognormal GOF Test			
Shapiro Wilk Test Statistic	0.871	**Shapiro Wilk Lognormal GOF Test**	
5% Shapiro Wilk Critical Value	0.818	Data appear Lognormal at 5% Significance Level	
Lilliefors Test Statistic	0.248	**Lilliefors Lognormal GOF Test**	
5% Lilliefors Critical Value	0.313	Data appear Lognormal at 5% Significance Level	
Data appear Lognormal at 5% Significance Level			
Lognormal Statistics			
Minimum of Logged Data	-3.507	Mean of logged Data	-2.481
Maximum of Logged Data	-1.109	SD of logged Data	0.853
Assuming Lognormal Distribution			
95% H-UCL	0.324	90% Chebyshev (MVUE) UCL	0.219
95% Chebyshev (MVUE) UCL	0.266	97.5% Chebyshev (MVUE) UCL	0.332
99% Chebyshev (MVUE) UCL	0.462		
Nonparametric Distribution Free UCL Statistics			
Data appear to follow a Discernible Distribution at 5% Significance Level			
Nonparametric Distribution Free UCLs			
95% CLT UCL	0.187	95% Jackknife UCL	0.197
95% Standard Bootstrap UCL	0.182	95% Bootstrap-t UCL	0.554

95% Hall's Bootstrap UCL	0.753	95% Percentile Bootstrap UCL	0.186
95% BCA Bootstrap UCL	0.199		
90% Chebyshev(Mean, Sd) UCL	0.243	95% Chebyshev(Mean, Sd) UCL	0.299
97.5% Chebyshev(Mean, Sd) UCL	0.376	99% Chebyshev(Mean, Sd) UCL	0.529
Suggested UCL to Use			
95% H-UCL	0.324		
Note: Suggestions regarding the selection of a 95% UCL are provided to help the user to select the most appropriate 95% UCL.			
These recommendations are based upon the results of the simulation studies summarized in Singh, Singh, and Iaci (2002)			
and Singh and Singh (2003). However, simulations results will not cover all Real World data sets.			
For additional insight the user may want to consult a statistician.			
ProUCL computes and outputs H-statistic based UCLs for historical reasons only.			
H-statistic often results in unstable (both high and low) values of UCL95 as shown in examples in the Technical Guide.			
It is therefore recommended to avoid the use of H-statistic based 95% UCLs.			
Use of nonparametric methods are preferred to compute UCL95 for skewed data sets which do not follow a gamma distribution.			
Result (mercury_aoi-4_soil 2 ft)			
General Statistics			
Total Number of Observations	19	Number of Distinct Observations	13
Number of Detects	16	Number of Non-Detects	3
Number of Distinct Detects	12	Number of Distinct Non-Detects	1
Minimum Detect	0.028	Minimum Non-Detect	0.02
Maximum Detect	0.11	Maximum Non-Detect	0.02
Variance Detects	7.0647E-4	Percent Non-Detects	15.79%
Mean Detects	0.0463	SD Detects	0.0266
Median Detects	0.0345	CV Detects	0.575
Skewness Detects	1.964	Kurtosis Detects	3.011
Mean of Logged Detects	-3.184	SD of Logged Detects	0.447
Normal GOF Test on Detects Only			
Shapiro Wilk Test Statistic	0.678	**Shapiro Wilk GOF Test**	
5% Shapiro Wilk Critical Value	0.887	Detected Data Not Normal at 5% Significance Level	
Lilliefors Test Statistic	0.246	**Lilliefors GOF Test**	
5% Lilliefors Critical Value	0.222	Detected Data Not Normal at 5% Significance Level	
Detected Data Not Normal at 5% Significance Level			
Kaplan-Meier (KM) Statistics using Normal Critical Values and other Nonparametric UCLs			
Mean	0.0421	Standard Error of Mean	0.00604
SD	0.0255	95% KM (BCA) UCL	0.0529
95% KM (t) UCL	0.0526	95% KM (Percentile Bootstrap) UCL	0.0524
95% KM (z) UCL	0.052	95% KM Bootstrap t UCL	0.0632
90% KM Chebyshev UCL	0.0602	95% KM Chebyshev UCL	0.0684
97.5% KM Chebyshev UCL	0.0798	99% KM Chebyshev UCL	0.102
Gamma GOF Tests on Detected Observations Only			
A-D Test Statistic	1.466	**Anderson-Darling GOF Test**	
5% A-D Critical Value	0.742	Detected Data Not Gamma Distributed at 5% Significance Level	
K-S Test Statistic	0.204	**Kolmogrov-Smirnoff GOF**	
5% K-S Critical Value	0.216	Detected data appear Gamma Distributed at 5% Significance Level	
Detected data follow Appr. Gamma Distribution at 5% Significance Level			
Gamma Statistics on Detected Data Only			
k hat (MLE)	4.695	k star (bias corrected MLE)	3.857
Theta hat (MLE)	0.00985	Theta star (bias corrected MLE)	0.012
nu hat (MLE)	150.3	nu star (bias corrected)	123.4
MLE Mean (bias corrected)	0.0463	MLE Sd (bias corrected)	0.0236
Gamma Kaplan-Meier (KM) Statistics			
k hat (KM)	2.73	nu hat (KM)	103.7
Approximate Chi Square Value (103.75, α)	81.24	Adjusted Chi Square Value (103.75, β)	79.5
95% Gamma Approximate KM-UCL (use when n>=50)	0.0538	95% Gamma Adjusted KM-UCL (use when n<50)	0.0549

Gamma ROS Statistics using Imputed Non-Detects			
GROS may not be used when data set has > 50% NDs with many tied observations at multiple DLs			
GROS may not be used when kstar of detected data is small such as < 0.1			
For such situations, GROS method tends to yield inflated values of UCLs and BTVs			
For gamma distributed detected data, BTVs and UCLs may be computed using gamma distribution on KM estimates			
Minimum	0.01	Mean	0.0405
Maximum	0.11	Median	0.032
SD	0.0278	CV	0.686
k hat (MLE)	2.623	k star (bias corrected MLE)	2.244
Theta hat (MLE)	0.0154	Theta star (bias corrected MLE)	0.0181
nu hat (MLE)	99.68	nu star (bias corrected)	85.28
MLE Mean (bias corrected)	0.0405	MLE Sd (bias corrected)	0.0271
		Adjusted Level of Significance (β)	0.0369
Approximate Chi Square Value (85.28, α)	64.99	Adjusted Chi Square Value (85.28, β)	63.45
95% Gamma Approximate UCL (use when n>=50)	0.0532	95% Gamma Adjusted UCL (use when n<50)	0.0545
Lognormal GOF Test on Detected Observations Only			
Shapiro Wilk Test Statistic	0.799	**Shapiro Wilk GOF Test**	
5% Shapiro Wilk Critical Value	0.887	Detected Data Not Lognormal at 5% Significance Level	
Lilliefors Test Statistic	0.195	**Lilliefors GOF Test**	
5% Lilliefors Critical Value	0.222	Detected Data appear Lognormal at 5% Significance Level	
Detected Data appear Approximate Lognormal at 5% Significance Level			
Lognormal ROS Statistics Using Imputed Non-Detects			
Mean in Original Scale	0.0414	Mean in Log Scale	-3.342
SD in Original Scale	0.0269	SD in Log Scale	0.556
95% t UCL (assumes normality of ROS data)	0.0521	95% Percentile Bootstrap UCL	0.0518
95% BCA Bootstrap UCL	0.0547	95% Bootstrap t UCL	0.0619
95% H-UCL (Log ROS)	0.0541		
UCLs using Lognormal Distribution and KM Estimates when Detected data are Lognormally Distributed			
KM Mean (logged)	-3.299	95% H-UCL (KM -Log)	0.0518
KM SD (logged)	0.477	95% Critical H Value (KM-Log)	1.988
KM Standard Error of Mean (logged)	0.113		
DL/2 Statistics			
DL/2 Normal		**DL/2 Log-Transformed**	
Mean in Original Scale	0.0405	Mean in Log Scale	-3.408
SD in Original Scale	0.0278	SD in Log Scale	0.671
95% t UCL (Assumes normality)	0.0516	95% H-Stat UCL	0.0586
DL/2 is not a recommended method, provided for comparisons and historical reasons			
Nonparametric Distribution Free UCL Statistics			
Detected Data appear Approximate Gamma Distributed at 5% Significance Level			
Suggested UCL to Use			
95% KM (BCA) UCL	0.0529	95% GROS Adjusted Gamma UCL	0.0545
95% Adjusted Gamma KM-UCL	0.0549		
Note: Suggestions regarding the selection of a 95% UCL are provided to help the user to select the most appropriate 95% UCL.			
Recommendations are based upon data size, data distribution, and skewness.			
These recommendations are based upon the results of the simulation studies summarized in Singh, Maichle, and Lee (2006).			
However, simulations results will not cover all Real World data sets; for additional insight the user may want to consult a statistician.			
Result (mercury_aoi-7_soil 2 ft)			
General Statistics			
Total Number of Observations	53	Number of Distinct Observations	34
Number of Detects	50	Number of Non-Detects	3
Number of Distinct Detects	33	Number of Distinct Non-Detects	1
Minimum Detect	0.025	Minimum Non-Detect	0.02
Maximum Detect	0.19	Maximum Non-Detect	0.02
Variance Detects	0.00146	Percent Non-Detects	5.66%

Mean Detects	0.0651	SD Detects	0.0382
Median Detects	0.053	CV Detects	0.586
Skewness Detects	2.141	Kurtosis Detects	4.322
Mean of Logged Detects	-2.85	SD of Logged Detects	0.46
Normal GOF Test on Detects Only			
Shapiro Wilk Test Statistic	0.732	**Shapiro Wilk GOF Test**	
5% Shapiro Wilk Critical Value	0.947	Detected Data Not Normal at 5% Significance Level	
Lilliefors Test Statistic	0.241	**Lilliefors GOF Test**	
5% Lilliefors Critical Value	0.125	Detected Data Not Normal at 5% Significance Level	
Detected Data Not Normal at 5% Significance Level			
Kaplan-Meier (KM) Statistics using Normal Critical Values and other Nonparametric UCLs			
Mean	0.0626	Standard Error of Mean	0.00529
SD	0.0382	95% KM (BCA) UCL	0.0717
95% KM (t) UCL	0.0715	95% KM (Percentile Bootstrap) UCL	0.0716
95% KM (z) UCL	0.0713	95% KM Bootstrap t UCL	0.0739
90% KM Chebyshev UCL	0.0785	95% KM Chebyshev UCL	0.0857
97.5% KM Chebyshev UCL	0.0957	99% KM Chebyshev UCL	0.115
Gamma GOF Tests on Detected Observations Only			
A-D Test Statistic	2.048	**Anderson-Darling GOF Test**	
5% A-D Critical Value	0.754	Detected Data Not Gamma Distributed at 5% Significance Level	
K-S Test Statistic	0.173	**Kolmogrov-Smirnoff GOF**	
5% K-S Critical Value	0.126	Detected Data Not Gamma Distributed at 5% Significance Level	
Detected Data Not Gamma Distributed at 5% Significance Level			
Gamma Statistics on Detected Data Only			
k hat (MLE)	4.363	k star (bias corrected MLE)	4.115
Theta hat (MLE)	0.0149	Theta star (bias corrected MLE)	0.0158
nu hat (MLE)	436.3	nu star (bias corrected)	411.5
MLE Mean (bias corrected)	0.0651	MLE Sd (bias corrected)	0.0321
Gamma Kaplan-Meier (KM) Statistics			
k hat (KM)	2.69	nu hat (KM)	285.1
Approximate Chi Square Value (285.11, α)	247	Adjusted Chi Square Value (285.11, β)	246
95% Gamma Approximate KM-UCL (use when n>=50)	0.0722	95% Gamma Adjusted KM-UCL (use when n<50)	0.0725
Gamma ROS Statistics using Imputed Non-Detects			
GROS may not be used when data set has > 50% NDs with many tied observations at multiple DLs			
GROS may not be used when kstar of detected data is small such as < 0.1			
For such situations, GROS method tends to yield inflated values of UCLs and BTVs			
For gamma distributed detected data, BTVs and UCLs may be computed using gamma distribution on KM estimates			
Minimum	0.01	Mean	0.062
Maximum	0.19	Median	0.052
SD	0.0392	CV	0.633
k hat (MLE)	3.112	k star (bias corrected MLE)	2.948
Theta hat (MLE)	0.0199	Theta star (bias corrected MLE)	0.021
nu hat (MLE)	329.9	nu star (bias corrected)	312.5
MLE Mean (bias corrected)	0.062	MLE Sd (bias corrected)	0.0361
		Adjusted Level of Significance (β)	0.0455
Approximate Chi Square Value (312.53, α)	272.6	Adjusted Chi Square Value (312.53, β)	271.5
95% Gamma Approximate UCL (use when n>=50)	0.0711	95% Gamma Adjusted UCL (use when n<50)	0.0714
Lognormal GOF Test on Detected Observations Only			
Shapiro Wilk Test Statistic	0.924	**Shapiro Wilk GOF Test**	
5% Shapiro Wilk Critical Value	0.947	Detected Data Not Lognormal at 5% Significance Level	
Lilliefors Test Statistic	0.135	**Lilliefors GOF Test**	
5% Lilliefors Critical Value	0.125	Detected Data Not Lognormal at 5% Significance Level	
Detected Data Not Lognormal at 5% Significance Level			
Lognormal ROS Statistics Using Imputed Non-Detects			
Mean in Original Scale	0.0626	Mean in Log Scale	-2.911
SD in Original Scale	0.0385	SD in Log Scale	0.513

95% t UCL (assumes normality of ROS data)	0.0714	95% Percentile Bootstrap UCL	0.0714
95% BCA Bootstrap UCL	0.073	95% Bootstrap t UCL	0.0737
95% H-UCL (Log ROS)	0.071		

DL/2 Statistics

DL/2 Normal		**DL/2 Log-Transformed**	
Mean in Original Scale	0.062	Mean in Log Scale	-2.95
SD in Original Scale	0.0392	SD in Log Scale	0.606
95% t UCL (Assumes normality)	0.071	95% H-Stat UCL	0.0742

DL/2 is not a recommended method, provided for comparisons and historical reasons

Nonparametric Distribution Free UCL Statistics

Data do not follow a Discernible Distribution at 5% Significance Level

Suggested UCL to Use

95% KM (Chebyshev) UCL	0.0857

Note: Suggestions regarding the selection of a 95% UCL are provided to help the user to select the most appropriate 95% UCL.

Recommendations are based upon data size, data distribution, and skewness.

These recommendations are based upon the results of the simulation studies summarized in Singh, Maichle, and Lee (2006).

However, simulations results will not cover all Real World data sets; for additional insight the user may want to consult a statistician.

Result (silver_aoi-15_soil 2 ft)

General Statistics

Total Number of Observations	8	Number of Distinct Observations	3
Number of Detects	2	Number of Non-Detects	6
Number of Distinct Detects	2	Number of Distinct Non-Detects	2
Minimum Detect	1.5	Minimum Non-Detect	1.5
Maximum Detect	2.3	Maximum Non-Detect	3
Variance Detects	0.32	Percent Non-Detects	75%
Mean Detects	1.9	SD Detects	0.566
Median Detects	1.9	CV Detects	0.298
Skewness Detects	N/A	Kurtosis Detects	N/A
Mean of Logged Detects	0.619	SD of Logged Detects	0.302

Warning: Data set has only 2 Detected Values.

This is not enough to compute meaningful or reliable statistics and estimates.

Note: Sample size is small (e.g., <10), if data are collected using ISM approach, you should use

guidance provided in ITRC Tech Reg Guide on ISM (ITRC, 2012) to compute statistics of interest.

For example, you may want to use Chebyshev UCL to estimate EPC (ITRC, 2012).

Chebyshev UCL can be computed using the Nonparametric and All UCL Options of ProUCL 5.0

Normal GOF Test on Detects Only

Not Enough Data to Perform GOF Test

Kaplan-Meier (KM) Statistics using Normal Critical Values and other Nonparametric UCLs

Mean	1.614	Standard Error of Mean	0.15
SD	0.28	95% KM (BCA) UCL	N/A
95% KM (t) UCL	1.898	95% KM (Percentile Bootstrap) UCL	N/A
95% KM (z) UCL	1.86	95% KM Bootstrap t UCL	N/A
90% KM Chebyshev UCL	2.063	95% KM Chebyshev UCL	2.267
97.5% KM Chebyshev UCL	2.549	99% KM Chebyshev UCL	3.103

Gamma GOF Tests on Detected Observations Only

Not Enough Data to Perform GOF Test

Gamma Statistics on Detected Data Only

k hat (MLE)	22.22	k star (bias corrected MLE)	N/A
Theta hat (MLE)	0.0855	Theta star (bias corrected MLE)	N/A
nu hat (MLE)	88.9	nu star (bias corrected)	N/A
MLE Mean (bias corrected)	N/A	MLE Sd (bias corrected)	N/A

Gamma Kaplan-Meier (KM) Statistics			
k hat (KM)	33.25	nu hat (KM)	532
		Adjusted Level of Significance (β)	0.0195
Approximate Chi Square Value (532.04, α)	479.5	Adjusted Chi Square Value (532.04, β)	466.9
95% Gamma Approximate KM-UCL (use when n>=50)	1.791	95% Gamma Adjusted KM-UCL (use when n<50)	1.84
Lognormal GOF Test on Detected Observations Only			
Not Enough Data to Perform GOF Test			
Lognormal ROS Statistics Using Imputed Non-Detects			
Mean in Original Scale	0.847	Mean in Log Scale	-0.446
SD in Original Scale	0.709	SD in Log Scale	0.798
95% t UCL (assumes normality of ROS data)	1.322	95% Percentile Bootstrap UCL	1.253
95% BCA Bootstrap UCL	1.364	95% Bootstrap t UCL	2.087
95% H-UCL (Log ROS)	2.141		
DL/2 Statistics			
DL/2 Normal		**DL/2 Log-Transformed**	
Mean in Original Scale	1.131	Mean in Log Scale	0.0257
SD in Original Scale	0.581	SD in Log Scale	0.452
95% t UCL (Assumes normality)	1.521	95% H-Stat UCL	1.677
DL/2 is not a recommended method, provided for comparisons and historical reasons			
Nonparametric Distribution Free UCL Statistics			
Data do not follow a Discernible Distribution at 5% Significance Level			
Suggested UCL to Use			
95% KM (t) UCL	1.898	95% KM (% Bootstrap) UCL	N/A
Warning: One or more Recommended UCL(s) not available!			
Note: Suggestions regarding the selection of a 95% UCL are provided to help the user to select the most appropriate 95% UCL.			
Recommendations are based upon data size, data distribution, and skewness.			
These recommendations are based upon the results of the simulation studies summarized in Singh, Maichle, and Lee (2006).			
However, simulations results will not cover all Real World data sets; for additional insight the user may want to consult a statistician.			
Result (silver_aoi-4_soil 2 ft)			
General Statistics			
Total Number of Observations	19	Number of Distinct Observations	2
Number of Detects	1	Number of Non-Detects	18
Number of Distinct Detects	1	Number of Distinct Non-Detects	1
Warning: Only one distinct data value was detected! ProUCL (or any other software) should not be used on such a data set!			
It is suggested to use alternative site specific values determined by the Project Team to estimate environmental parameters (e.g., EPC, BTV).			
The data set for variable Result (silver_aoi-4_soil 2 ft) was not processed!			
Result (aroclor-1254_aoi-5_soil 2 ft)			
General Statistics			
Total Number of Observations	85	Number of Distinct Observations	23
Number of Detects	25	Number of Non-Detects	60
Number of Distinct Detects	22	Number of Distinct Non-Detects	3
Minimum Detect	0.05	Minimum Non-Detect	0.049
Maximum Detect	0.8	Maximum Non-Detect	0.14
Variance Detects	0.0535	Percent Non-Detects	70.59%
Mean Detects	0.244	SD Detects	0.231
Median Detects	0.14	CV Detects	0.947
Skewness Detects	1.36	Kurtosis Detects	0.614
Mean of Logged Detects	-1.792	SD of Logged Detects	0.871
Normal GOF Test on Detects Only			
Shapiro Wilk Test Statistic	0.773	**Shapiro Wilk GOF Test**	

5% Shapiro Wilk Critical Value	0.918	Detected Data Not Normal at 5% Significance Level	
Lilliefors Test Statistic	0.274	**Lilliefors GOF Test**	
5% Lilliefors Critical Value	0.177	Detected Data Not Normal at 5% Significance Level	
Detected Data Not Normal at 5% Significance Level			
Kaplan-Meier (KM) Statistics using Normal Critical Values and other Nonparametric UCLs			
Mean	0.106	Standard Error of Mean	0.0168
SD	0.152	95% KM (BCA) UCL	0.136
95% KM (t) UCL	0.134	95% KM (Percentile Bootstrap) UCL	0.135
95% KM (z) UCL	0.134	95% KM Bootstrap t UCL	0.145
90% KM Chebyshev UCL	0.157	95% KM Chebyshev UCL	0.18
97.5% KM Chebyshev UCL	0.211	99% KM Chebyshev UCL	0.274
Gamma GOF Tests on Detected Observations Only			
A-D Test Statistic	1.125	**Anderson-Darling GOF Test**	
5% A-D Critical Value	0.763	Detected Data Not Gamma Distributed at 5% Significance Level	
K-S Test Statistic	0.227	**Kolmogrov-Smirnoff GOF**	
5% K-S Critical Value	0.178	Detected Data Not Gamma Distributed at 5% Significance Level	
Detected Data Not Gamma Distributed at 5% Significance Level			
Gamma Statistics on Detected Data Only			
k hat (MLE)	1.452	k star (bias corrected MLE)	1.305
Theta hat (MLE)	0.168	Theta star (bias corrected MLE)	0.187
nu hat (MLE)	72.6	nu star (bias corrected)	65.23
MLE Mean (bias corrected)	0.244	MLE Sd (bias corrected)	0.214
Gamma Kaplan-Meier (KM) Statistics			
k hat (KM)	0.493	nu hat (KM)	83.77
Approximate Chi Square Value (83.77, α)	63.67	Adjusted Chi Square Value (83.77, β)	63.37
95% Gamma Approximate KM-UCL (use when n>=50)	0.14	95% Gamma Adjusted KM-UCL (use when n<50)	0.141
Gamma ROS Statistics using Imputed Non-Detects			
GROS may not be used when data set has > 50% NDs with many tied observations at multiple DLs			
GROS may not be used when kstar of detected data is small such as < 0.1			
For such situations, GROS method tends to yield inflated values of UCLs and BTVs			
For gamma distributed detected data, BTVs and UCLs may be computed using gamma distribution on KM estimates			
Minimum	0.01	Mean	0.0789
Maximum	0.8	Median	0.01
SD	0.164	CV	2.076
k hat (MLE)	0.511	k star (bias corrected MLE)	0.501
Theta hat (MLE)	0.154	Theta star (bias corrected MLE)	0.157
nu hat (MLE)	86.92	nu star (bias corrected)	85.19
MLE Mean (bias corrected)	0.0789	MLE Sd (bias corrected)	0.111
		Adjusted Level of Significance (β)	0.0472
Approximate Chi Square Value (85.19, α)	64.91	Adjusted Chi Square Value (85.19, β)	64.61
95% Gamma Approximate UCL (use when n>=50)	0.104	95% Gamma Adjusted UCL (use when n<50)	0.104
Lognormal GOF Test on Detected Observations Only			
Shapiro Wilk Test Statistic	0.921	**Shapiro Wilk GOF Test**	
5% Shapiro Wilk Critical Value	0.918	Detected Data appear Lognormal at 5% Significance Level	
Lilliefors Test Statistic	0.179	**Lilliefors GOF Test**	
5% Lilliefors Critical Value	0.177	Detected Data Not Lognormal at 5% Significance Level	
Detected Data appear Approximate Lognormal at 5% Significance Level			
Lognormal ROS Statistics Using Imputed Non-Detects			
Mean in Original Scale	0.0823	Mean in Log Scale	-3.866
SD in Original Scale	0.163	SD in Log Scale	1.73
95% t UCL (assumes normality of ROS data)	0.112	95% Percentile Bootstrap UCL	0.113
95% BCA Bootstrap UCL	0.119	95% Bootstrap t UCL	0.121
95% H-UCL (Log ROS)	0.166		
UCLs using Lognormal Distribution and KM Estimates when Detected data are Lognormally Distributed			
KM Mean (logged)	-2.655	95% H-UCL (KM -Log)	0.107
KM SD (logged)	0.725	95% Critical H Value (KM-Log)	2.022

KM Standard Error of Mean (logged)	0.0803		
DL/2 Statistics			
DL/2 Normal		**DL/2 Log-Transformed**	
Mean in Original Scale	0.0899	Mean in Log Scale	-3.123
SD in Original Scale	0.159	SD in Log Scale	0.988
95% t UCL (Assumes normality)	0.119	95% H-Stat UCL	0.0912
DL/2 is not a recommended method, provided for comparisons and historical reasons			
Nonparametric Distribution Free UCL Statistics			
Detected Data appear Approximate Lognormal Distributed at 5% Significance Level			
Suggested UCL to Use			
95% KM (t) UCL	0.134	95% KM (% Bootstrap) UCL	0.135
Note: Suggestions regarding the selection of a 95% UCL are provided to help the user to select the most appropriate 95% UCL.			
Recommendations are based upon data size, data distribution, and skewness.			
These recommendations are based upon the results of the simulation studies summarized in Singh, Maichle, and Lee (2006).			
However, simulations results will not cover all Real World data sets; for additional insight the user may want to consult a statistician.			
Result (aroclor-1254_aoi-6_soil 2 ft)			
General Statistics			
Total Number of Observations	39	Number of Distinct Observations	7
Number of Detects	4	Number of Non-Detects	35
Number of Distinct Detects	4	Number of Distinct Non-Detects	3
Minimum Detect	0.057	Minimum Non-Detect	0.049
Maximum Detect	0.084	Maximum Non-Detect	0.15
Variance Detects	1.7558E-4	Percent Non-Detects	89.74%
Mean Detects	0.0703	SD Detects	0.0133
Median Detects	0.07	CV Detects	0.189
Skewness Detects	0.0435	Kurtosis Detects	-4.877
Mean of Logged Detects	-2.669	SD of Logged Detects	0.19
Normal GOF Test on Detects Only			
Shapiro Wilk Test Statistic	0.884	**Shapiro Wilk GOF Test**	
5% Shapiro Wilk Critical Value	0.748	Detected Data appear Normal at 5% Significance Level	
Lilliefors Test Statistic	0.257	**Lilliefors GOF Test**	
5% Lilliefors Critical Value	0.443	Detected Data appear Normal at 5% Significance Level	
Detected Data appear Normal at 5% Significance Level			
Kaplan-Meier (KM) Statistics using Normal Critical Values and other Nonparametric UCLs			
Mean	0.0512	Standard Error of Mean	0.00141
SD	0.00751	95% KM (BCA) UCL	N/A
95% KM (t) UCL	0.0536	95% KM (Percentile Bootstrap) UCL	N/A
95% KM (z) UCL	0.0536	95% KM Bootstrap t UCL	N/A
90% KM Chebyshev UCL	0.0555	95% KM Chebyshev UCL	0.0574
97.5% KM Chebyshev UCL	0.06	99% KM Chebyshev UCL	0.0652
Gamma GOF Tests on Detected Observations Only			
A-D Test Statistic	0.414	**Anderson-Darling GOF Test**	
5% A-D Critical Value	0.656	Detected data appear Gamma Distributed at 5% Significance Level	
K-S Test Statistic	0.284	**Kolmogrov-Smirnoff GOF**	
5% K-S Critical Value	0.394	Detected data appear Gamma Distributed at 5% Significance Level	
Detected data appear Gamma Distributed at 5% Significance Level			
Gamma Statistics on Detected Data Only			
k hat (MLE)	37.17	k star (bias corrected MLE)	9.459
Theta hat (MLE)	0.00189	Theta star (bias corrected MLE)	0.00743
nu hat (MLE)	297.3	nu star (bias corrected)	75.67
MLE Mean (bias corrected)	0.0703	MLE Sd (bias corrected)	0.0228
Gamma Kaplan-Meier (KM) Statistics			
k hat (KM)	46.55	nu hat (KM)	3631

Approximate Chi Square Value (N/A, α)	3492	Adjusted Chi Square Value (N/A, β)	3487
95% Gamma Approximate KM-UCL (use when n>=50)	0.0533	95% Gamma Adjusted KM-UCL (use when n<50)	0.0534
Gamma ROS Statistics using Imputed Non-Detects			
GROS may not be used when data set has > 50% NDs with many tied observations at multiple DLs			
GROS may not be used when kstar of detected data is small such as < 0.1			
For such situations, GROS method tends to yield inflated values of UCLs and BTVs			
For gamma distributed detected data, BTVs and UCLs may be computed using gamma distribution on KM estimates			
Minimum	0.01	Mean	0.0211
Maximum	0.084	Median	0.01
SD	0.0196	CV	0.932
k hat (MLE)	1.918	k star (bias corrected MLE)	1.788
Theta hat (MLE)	0.011	Theta star (bias corrected MLE)	0.0118
nu hat (MLE)	149.6	nu star (bias corrected)	139.4
MLE Mean (bias corrected)	0.0211	MLE Sd (bias corrected)	0.0158
		Adjusted Level of Significance (β)	0.0437
Approximate Chi Square Value (139.45, α)	113.2	Adjusted Chi Square Value (139.45, β)	112.2
95% Gamma Approximate UCL (use when n>=50)	0.026	95% Gamma Adjusted UCL (use when n<50)	N/A
Lognormal GOF Test on Detected Observations Only			
Shapiro Wilk Test Statistic	0.884	**Shapiro Wilk GOF Test**	
5% Shapiro Wilk Critical Value	0.748	Detected Data appear Lognormal at 5% Significance Level	
Lilliefors Test Statistic	0.254	**Lilliefors GOF Test**	
5% Lilliefors Critical Value	0.443	Detected Data appear Lognormal at 5% Significance Level	
Detected Data appear Lognormal at 5% Significance Level			
Lognormal ROS Statistics Using Imputed Non-Detects			
Mean in Original Scale	0.0286	Mean in Log Scale	-3.719
SD in Original Scale	0.0178	SD in Log Scale	0.575
95% t UCL (assumes normality of ROS data)	0.0334	95% Percentile Bootstrap UCL	0.0333
95% BCA Bootstrap UCL	0.0341	95% Bootstrap t UCL	0.0345
95% H-UCL (Log ROS)	0.0344		
UCLs using Lognormal Distribution and KM Estimates when Detected data are Lognormally Distributed			
KM Mean (logged)	-2.979	95% H-UCL (KM -Log)	0.0529
KM SD (logged)	0.119	95% Critical H Value (KM-Log)	1.705
KM Standard Error of Mean (logged)	0.0223		
DL/2 Statistics			
DL/2 Normal		**DL/2 Log-Transformed**	
Mean in Original Scale	0.0308	Mean in Log Scale	-3.56
SD in Original Scale	0.0161	SD in Log Scale	0.356
95% t UCL (Assumes normality)	0.0352	95% H-Stat UCL	0.0337
DL/2 is not a recommended method, provided for comparisons and historical reasons			
Nonparametric Distribution Free UCL Statistics			
Detected Data appear Normal Distributed at 5% Significance Level			
Suggested UCL to Use			
95% KM (t) UCL	0.0536	95% KM (Percentile Bootstrap) UCL	N/A
Warning: One or more Recommended UCL(s) not available!			
Note: Suggestions regarding the selection of a 95% UCL are provided to help the user to select the most appropriate 95% UCL.			
Recommendations are based upon data size, data distribution, and skewness.			
These recommendations are based upon the results of the simulation studies summarized in Singh, Maichle, and Lee (2006).			
However, simulations results will not cover all Real World data sets; for additional insight the user may want to consult a statistician.			
Result (aroclor-1260_aoi-1_soil 2 ft)			
General Statistics			
Total Number of Observations	86	Number of Distinct Observations	5
Number of Detects	1	Number of Non-Detects	85
Number of Distinct Detects	1	Number of Distinct Non-Detects	4

Warning: Only one distinct data value was detected! ProUCL (or any other software) should not be used on such a data set!

It is suggested to use alternative site specific values determined by the Project Team to estimate environmental parameters (e.g., EPC, BTV).

The data set for variable Result (aroclor-1260_aoi-1_soil 2 ft) was not processed!

Result (aroclor-1260_aoi-5_soil 2 ft)

General Statistics

Total Number of Observations	85	Number of Distinct Observations	7
Number of Detects	1	Number of Non-Detects	84
Number of Distinct Detects	1	Number of Distinct Non-Detects	6

Warning: Only one distinct data value was detected! ProUCL (or any other software) should not be used on such a data set!

It is suggested to use alternative site specific values determined by the Project Team to estimate environmental parameters (e.g., EPC, BTV).

The data set for variable Result (aroclor-1260_aoi-5_soil 2 ft) was not processed!

Result (aroclor-1260_aoi-6_soil 2 ft)

General Statistics

Total Number of Observations	39	Number of Distinct Observations	4
Number of Detects	1	Number of Non-Detects	38
Number of Distinct Detects	1	Number of Distinct Non-Detects	3

Warning: Only one distinct data value was detected! ProUCL (or any other software) should not be used on such a data set!

It is suggested to use alternative site specific values determined by the Project Team to estimate environmental parameters (e.g., EPC, BTV).

The data set for variable Result (aroclor-1260_aoi-6_soil 2 ft) was not processed!

UCL Statistics for Data Sets with Non-Detects

User Selected Options	
Date/Time of Computation	2/9/2015 1:45:09 PM
From File	TPH, V, Zn.xls
Full Precision	OFF
Confidence Coefficient	95%
Number of Bootstrap Operations	10000

Result (tph c19-c32_aoi-10_soil 2 ft)

General Statistics

Total Number of Observations	1	Number of Distinct Observations	1
		Number of Missing Observations	0
Minimum	35.5	Mean	35.5
Maximum	35.5	Median	35.5

Warning: This data set only has 1 observations!

Data set is too small to compute reliable and meaningful statistics and estimates!

The data set for variable Result (tph c19-c32_aoi-10_soil 2 ft) was not processed!

It is suggested to collect at least 8 to 10 observations before using these statistical methods!

If possible, compute and collect Data Quality Objectives (DQO) based sample size and analytical results.

Result (tph c19-c32_aoi-11_soil 2 ft)

General Statistics

Total Number of Observations	2	Number of Distinct Observations	2
		Number of Missing Observations	0
Minimum	35.5	Mean	124.3
Maximum	213	Median	124.3

Warning: This data set only has 2 observations!

Data set is too small to compute reliable and meaningful statistics and estimates!

The data set for variable Result (tph c19-c32_aoi-11_soil 2 ft) was not processed!

It is suggested to collect at least 8 to 10 observations before using these statistical methods!

If possible, compute and collect Data Quality Objectives (DQO) based sample size and analytical results.

Result (tph c19-c32_aoi-8_soil 2 ft)

General Statistics

Total Number of Observations	1	Number of Distinct Observations	1
		Number of Missing Observations	0
Minimum	122.8	Mean	122.8
Maximum	122.8	Median	122.8

Warning: This data set only has 1 observations!

Data set is too small to compute reliable and meaningful statistics and estimates!

The data set for variable Result (tph c19-c32_aoi-8_soil 2 ft) was not processed!

It is suggested to collect at least 8 to 10 observations before using these statistical methods!

If possible, compute and collect Data Quality Objectives (DQO) based sample size and analytical results.

Result (tph c33-c40_aoi-10_soil 2 ft)

General Statistics

Total Number of Observations	1	Number of Distinct Observations	1
		Number of Missing Observations	0
Minimum	20.1	Mean	20.1
Maximum	20.1	Median	20.1

Warning: This data set only has 1 observations!

Data set is too small to compute reliable and meaningful statistics and estimates!

The data set for variable Result (tph c33-c40_aoi-10_soil 2 ft) was not processed!

It is suggested to collect at least 8 to 10 observations before using these statistical methods!

If possible, compute and collect Data Quality Objectives (DQO) based sample size and analytical results.

Result (tph c33-c40_aoi-11_soil 2 ft)

General Statistics

Total Number of Observations	2	Number of Distinct Observations	2
		Number of Missing Observations	0
Minimum	20.3	Mean	92.15
Maximum	164	Median	92.15

Warning: This data set only has 2 observations!

Data set is too small to compute reliable and meaningful statistics and estimates!

The data set for variable Result (tph c33-c40_aoi-11_soil 2 ft) was not processed!

It is suggested to collect at least 8 to 10 observations before using these statistical methods!

If possible, compute and collect Data Quality Objectives (DQO) based sample size and analytical results.

Result (tph c33-c40_aoi-8_soil 2 ft)

General Statistics

Total Number of Observations	1	Number of Distinct Observations	1
		Number of Missing Observations	0
Minimum	98	Mean	98
Maximum	98	Median	98

Warning: This data set only has 1 observations!

Data set is too small to compute reliable and meaningful statistics and estimates!

The data set for variable Result (tph c33-c40_aoi-8_soil 2 ft) was not processed!

It is suggested to collect at least 8 to 10 observations before using these statistical methods!

If possible, compute and collect Data Quality Objectives (DQO) based sample size and analytical results.

Result (vanadium_aoi-15_soil 2 ft)

General Statistics			
Total Number of Observations	8	Number of Distinct Observations	7
		Number of Missing Observations	0
Minimum	33	Mean	52.5
Maximum	83	Median	51
SD	15.02	Std. Error of Mean	5.312
Coefficient of Variation	0.286	Skewness	1.058
Note: Sample size is small (e.g., <10), if data are collected using ISM approach, you should use			
guidance provided in ITRC Tech Reg Guide on ISM (ITRC, 2012) to compute statistics of interest.			
For example, you may want to use Chebyshev UCL to estimate EPC (ITRC, 2012).			
Chebyshev UCL can be computed using the Nonparametric and All UCL Options of ProUCL 5.0			
Normal GOF Test			
Shapiro Wilk Test Statistic	0.92	**Shapiro Wilk GOF Test**	
5% Shapiro Wilk Critical Value	0.818	Data appear Normal at 5% Significance Level	
Lilliefors Test Statistic	0.184	**Lilliefors GOF Test**	
5% Lilliefors Critical Value	0.313	Data appear Normal at 5% Significance Level	
Data appear Normal at 5% Significance Level			
Assuming Normal Distribution			
95% Normal UCL		**95% UCLs (Adjusted for Skewness)**	
95% Student's-t UCL	62.56	95% Adjusted-CLT UCL (Chen-1995)	63.36
		95% Modified-t UCL (Johnson-1978)	62.89
Gamma GOF Test			
A-D Test Statistic	0.277	**Anderson-Darling Gamma GOF Test**	
5% A-D Critical Value	0.716	Detected data appear Gamma Distributed at 5% Significance Level	
K-S Test Statistic	0.15	**Kolmogrov-Smirnoff Gamma GOF Test**	
5% K-S Critical Value	0.294	Detected data appear Gamma Distributed at 5% Significance Level	
Detected data appear Gamma Distributed at 5% Significance Level			
Gamma Statistics			
k hat (MLE)	14.92	k star (bias corrected MLE)	9.409
Theta hat (MLE)	3.518	Theta star (bias corrected MLE)	5.58
nu hat (MLE)	238.7	nu star (bias corrected)	150.5
MLE Mean (bias corrected)	52.5	MLE Sd (bias corrected)	17.12
		Approximate Chi Square Value (0.05)	123.2
Adjusted Level of Significance	0.0195	Adjusted Chi Square Value	116.9
Assuming Gamma Distribution			
95% Approximate Gamma UCL (use when n>=50))	64.16	95% Adjusted Gamma UCL (use when n<50)	67.6
Lognormal GOF Test			
Shapiro Wilk Test Statistic	0.966	**Shapiro Wilk Lognormal GOF Test**	
5% Shapiro Wilk Critical Value	0.818	Data appear Lognormal at 5% Significance Level	
Lilliefors Test Statistic	0.17	**Lilliefors Lognormal GOF Test**	
5% Lilliefors Critical Value	0.313	Data appear Lognormal at 5% Significance Level	
Data appear Lognormal at 5% Significance Level			
Lognormal Statistics			
Minimum of Logged Data	3.497	Mean of logged Data	3.927
Maximum of Logged Data	4.419	SD of logged Data	0.276
Assuming Lognormal Distribution			
95% H-UCL	65.17	90% Chebyshev (MVUE) UCL	67.9
95% Chebyshev (MVUE) UCL	74.88	97.5% Chebyshev (MVUE) UCL	84.58
99% Chebyshev (MVUE) UCL	103.6		
Nonparametric Distribution Free UCL Statistics			
Data appear to follow a Discernible Distribution at 5% Significance Level			

Nonparametric Distribution Free UCLs			
95% CLT UCL	61.24	95% Jackknife UCL	62.56
95% Standard Bootstrap UCL	60.71	95% Bootstrap-t UCL	65.21
95% Hall's Bootstrap UCL	109.1	95% Percentile Bootstrap UCL	61.13
95% BCA Bootstrap UCL	62.25		
90% Chebyshev(Mean, Sd) UCL	68.44	95% Chebyshev(Mean, Sd) UCL	75.65
97.5% Chebyshev(Mean, Sd) UCL	85.67	99% Chebyshev(Mean, Sd) UCL	105.4

Suggested UCL to Use			
95% Student's-t UCL	62.56		

Note: Suggestions regarding the selection of a 95% UCL are provided to help the user to select the most appropriate 95% UCL.

These recommendations are based upon the results of the simulation studies summarized in Singh, Singh, and Iaci (2002)

and Singh and Singh (2003). However, simulations results will not cover all Real World data sets.

For additional insight the user may want to consult a statistician.

Result (vanadium_aoi-4_soil 2 ft)

General Statistics			
Total Number of Observations	19	Number of Distinct Observations	17
		Number of Missing Observations	0
Minimum	6.4	Mean	46.71
Maximum	88	Median	50
SD	22.54	Std. Error of Mean	5.171
Coefficient of Variation	0.483	Skewness	-0.419

Normal GOF Test		
Shapiro Wilk Test Statistic	0.93	**Shapiro Wilk GOF Test**
5% Shapiro Wilk Critical Value	0.901	Data appear Normal at 5% Significance Level
Lilliefors Test Statistic	0.189	**Lilliefors GOF Test**
5% Lilliefors Critical Value	0.203	Data appear Normal at 5% Significance Level
Data appear Normal at 5% Significance Level		

Assuming Normal Distribution			
95% Normal UCL		**95% UCLs (Adjusted for Skewness)**	
95% Student's-t UCL	55.67	95% Adjusted-CLT UCL (Chen-1995)	54.68
		95% Modified-t UCL (Johnson-1978)	55.59

Gamma GOF Test		
A-D Test Statistic	1.215	**Anderson-Darling Gamma GOF Test**
5% A-D Critical Value	0.749	Data Not Gamma Distributed at 5% Significance Level
K-S Test Statistic	0.267	**Kolmogrov-Smirnoff Gamma GOF Test**
5% K-S Critical Value	0.2	Data Not Gamma Distributed at 5% Significance Level
Data Not Gamma Distributed at 5% Significance Level		

Gamma Statistics			
k hat (MLE)	2.844	k star (bias corrected MLE)	2.43
Theta hat (MLE)	16.42	Theta star (bias corrected MLE)	19.22
nu hat (MLE)	108.1	nu star (bias corrected)	92.34
MLE Mean (bias corrected)	46.71	MLE Sd (bias corrected)	29.96
		Approximate Chi Square Value (0.05)	71.18
Adjusted Level of Significance	0.0369	Adjusted Chi Square Value	69.56

Assuming Gamma Distribution			
95% Approximate Gamma UCL (use when n>=50))	60.59	95% Adjusted Gamma UCL (use when n<50)	62

Lognormal GOF Test		
Shapiro Wilk Test Statistic	0.815	**Shapiro Wilk Lognormal GOF Test**
5% Shapiro Wilk Critical Value	0.901	Data Not Lognormal at 5% Significance Level
Lilliefors Test Statistic	0.288	**Lilliefors Lognormal GOF Test**
5% Lilliefors Critical Value	0.203	Data Not Lognormal at 5% Significance Level
Data Not Lognormal at 5% Significance Level		

Lognormal Statistics

Minimum of Logged Data	1.856	Mean of logged Data	3.658
Maximum of Logged Data	4.477	SD of logged Data	0.729

Assuming Lognormal Distribution

95% H-UCL	74.54	90% Chebyshev (MVUE) UCL	76.43
95% Chebyshev (MVUE) UCL	88.52	97.5% Chebyshev (MVUE) UCL	105.3
99% Chebyshev (MVUE) UCL	138.3		

Nonparametric Distribution Free UCL Statistics

Data appear to follow a Discernible Distribution at 5% Significance Level

Nonparametric Distribution Free UCLs

95% CLT UCL	55.21	95% Jackknife UCL	55.67
95% Standard Bootstrap UCL	55.03	95% Bootstrap-t UCL	55.2
95% Hall's Bootstrap UCL	54.47	95% Percentile Bootstrap UCL	54.78
95% BCA Bootstrap UCL	54.53		
90% Chebyshev(Mean, Sd) UCL	62.22	95% Chebyshev(Mean, Sd) UCL	69.24
97.5% Chebyshev(Mean, Sd) UCL	79	99% Chebyshev(Mean, Sd) UCL	98.15

Suggested UCL to Use

95% Student's-t UCL	55.67

Note: Suggestions regarding the selection of a 95% UCL are provided to help the user to select the most appropriate 95% UCL.

These recommendations are based upon the results of the simulation studies summarized in Singh, Singh, and Iaci (2002)

and Singh and Singh (2003). However, simulations results will not cover all Real World data sets.

For additional insight the user may want to consult a statistician.

Note: For highly negatively-skewed data, confidence limits (e.g., Chen, Johnson, Lognormal, and Gamma) may not be reliable. Chen's and Johnson's methods provide adjustments for positvely skewed data sets.

Result (vanadium_aoi-7_soil 2 ft)

General Statistics

Total Number of Observations	53	Number of Distinct Observations	37
		Number of Missing Observations	0
Minimum	15	Mean	50.89
Maximum	95	Median	50
SD	17.72	Std. Error of Mean	2.434
Coefficient of Variation	0.348	Skewness	0.0401

Normal GOF Test

Shapiro Wilk Test Statistic	0.977	**Shapiro Wilk GOF Test**	
5% Shapiro Wilk P Value	0.598	Data appear Normal at 5% Significance Level	
Lilliefors Test Statistic	0.0657	**Lilliefors GOF Test**	
5% Lilliefors Critical Value	0.122	Data appear Normal at 5% Significance Level	

Data appear Normal at 5% Significance Level

Assuming Normal Distribution

95% Normal UCL		**95% UCLs (Adjusted for Skewness)**	
95% Student's-t UCL	54.96	95% Adjusted-CLT UCL (Chen-1995)	54.9
		95% Modified-t UCL (Johnson-1978)	54.97

Gamma GOF Test

A-D Test Statistic	0.863	**Anderson-Darling Gamma GOF Test**	
5% A-D Critical Value	0.752	Data Not Gamma Distributed at 5% Significance Level	
K-S Test Statistic	0.118	**Kolmogrov-Smirnoff Gamma GOF Test**	
5% K-S Critical Value	0.122	Detected data appear Gamma Distributed at 5% Significance Level	

Detected data follow Appr. Gamma Distribution at 5% Significance Level

Gamma Statistics

k hat (MLE)	7.061	k star (bias corrected MLE)	6.674
Theta hat (MLE)	7.207	Theta star (bias corrected MLE)	7.625
nu hat (MLE)	748.4	nu star (bias corrected)	707.4
MLE Mean (bias corrected)	50.89	MLE Sd (bias corrected)	19.7

		Approximate Chi Square Value (0.05)	646.7
Adjusted Level of Significance	0.0455	Adjusted Chi Square Value	645.1
Assuming Gamma Distribution			
95% Approximate Gamma UCL (use when n>=50))	55.66	95% Adjusted Gamma UCL (use when n<50)	55.8
Lognormal GOF Test			
Shapiro Wilk Test Statistic	0.914	**Shapiro Wilk Lognormal GOF Test**	
5% Shapiro Wilk P Value	7.3463E-4	Data Not Lognormal at 5% Significance Level	
Lilliefors Test Statistic	0.147	**Lilliefors Lognormal GOF Test**	
5% Lilliefors Critical Value	0.122	Data Not Lognormal at 5% Significance Level	
Data Not Lognormal at 5% Significance Level			
Lognormal Statistics			
Minimum of Logged Data	2.708	Mean of logged Data	3.857
Maximum of Logged Data	4.554	SD of logged Data	0.411
Assuming Lognormal Distribution			
95% H-UCL	57.15	90% Chebyshev (MVUE) UCL	60.43
95% Chebyshev (MVUE) UCL	64.52	97.5% Chebyshev (MVUE) UCL	70.19
99% Chebyshev (MVUE) UCL	81.33		
Nonparametric Distribution Free UCL Statistics			
Data appear to follow a Discernible Distribution at 5% Significance Level			
Nonparametric Distribution Free UCLs			
95% CLT UCL	54.89	95% Jackknife UCL	54.96
95% Standard Bootstrap UCL	54.82	95% Bootstrap-t UCL	54.99
95% Hall's Bootstrap UCL	54.97	95% Percentile Bootstrap UCL	54.92
95% BCA Bootstrap UCL	54.89		
90% Chebyshev(Mean, Sd) UCL	58.19	95% Chebyshev(Mean, Sd) UCL	61.5
97.5% Chebyshev(Mean, Sd) UCL	66.09	99% Chebyshev(Mean, Sd) UCL	75.1
Suggested UCL to Use			
95% Student's-t UCL	54.96		
Note: Suggestions regarding the selection of a 95% UCL are provided to help the user to select the most appropriate 95% UCL.			
These recommendations are based upon the results of the simulation studies summarized in Singh, Singh, and Iaci (2002)			
and Singh and Singh (2003). However, simulations results will not cover all Real World data sets.			
For additional insight the user may want to consult a statistician.			
Result (zinc_aoi-13_soil 2 ft)			
General Statistics			
Total Number of Observations	1	Number of Distinct Observations	1
		Number of Missing Observations	0
Minimum	110	Mean	110
Maximum	110	Median	110
Warning: This data set only has 1 observations!			
Data set is too small to compute reliable and meaningful statistics and estimates!			
The data set for variable Result (zinc_aoi-13_soil 2 ft) was not processed!			
It is suggested to collect at least 8 to 10 observations before using these statistical methods!			
If possible, compute and collect Data Quality Objectives (DQO) based sample size and analytical results.			
Result (zinc_aoi-15_soil 2 ft)			
General Statistics			
Total Number of Observations	8	Number of Distinct Observations	8
		Number of Missing Observations	0
Minimum	30	Mean	67.25
Maximum	140	Median	54.5
SD	34.98	Std. Error of Mean	12.37

Coefficient of Variation	0.52	Skewness	1.489
Note: Sample size is small (e.g., <10), if data are collected using ISM approach, you should use			
guidance provided in ITRC Tech Reg Guide on ISM (ITRC, 2012) to compute statistics of interest.			
For example, you may want to use Chebyshev UCL to estimate EPC (ITRC, 2012).			
Chebyshev UCL can be computed using the Nonparametric and All UCL Options of ProUCL 5.0			
Normal GOF Test			
Shapiro Wilk Test Statistic	0.858	**Shapiro Wilk GOF Test**	
5% Shapiro Wilk Critical Value	0.818	Data appear Normal at 5% Significance Level	
Lilliefors Test Statistic	0.251	**Lilliefors GOF Test**	
5% Lilliefors Critical Value	0.313	Data appear Normal at 5% Significance Level	
Data appear Normal at 5% Significance Level			
Assuming Normal Distribution			
95% Normal UCL		**95% UCLs (Adjusted for Skewness)**	
95% Student's-t UCL	90.68	95% Adjusted-CLT UCL (Chen-1995)	94.55
		95% Modified-t UCL (Johnson-1978)	91.77
Gamma GOF Test			
A-D Test Statistic	0.354	**Anderson-Darling Gamma GOF Test**	
5% A-D Critical Value	0.719	Detected data appear Gamma Distributed at 5% Significance Level	
K-S Test Statistic	0.223	**Kolmogrov-Smirnoff Gamma GOF Test**	
5% K-S Critical Value	0.295	Detected data appear Gamma Distributed at 5% Significance Level	
Detected data appear Gamma Distributed at 5% Significance Level			
Gamma Statistics			
k hat (MLE)	5.036	k star (bias corrected MLE)	3.231
Theta hat (MLE)	13.35	Theta star (bias corrected MLE)	20.81
nu hat (MLE)	80.58	nu star (bias corrected)	51.7
MLE Mean (bias corrected)	67.25	MLE Sd (bias corrected)	37.41
		Approximate Chi Square Value (0.05)	36.18
Adjusted Level of Significance	0.0195	Adjusted Chi Square Value	32.93
Assuming Gamma Distribution			
95% Approximate Gamma UCL (use when n>=50))	96.08	95% Adjusted Gamma UCL (use when n<50)	105.6
Lognormal GOF Test			
Shapiro Wilk Test Statistic	0.961	**Shapiro Wilk Lognormal GOF Test**	
5% Shapiro Wilk Critical Value	0.818	Data appear Lognormal at 5% Significance Level	
Lilliefors Test Statistic	0.193	**Lilliefors Lognormal GOF Test**	
5% Lilliefors Critical Value	0.313	Data appear Lognormal at 5% Significance Level	
Data appear Lognormal at 5% Significance Level			
Lognormal Statistics			
Minimum of Logged Data	3.401	Mean of logged Data	4.106
Maximum of Logged Data	4.942	SD of logged Data	0.472
Assuming Lognormal Distribution			
95% H-UCL	102.4	90% Chebyshev (MVUE) UCL	100.6
95% Chebyshev (MVUE) UCL	115.9	97.5% Chebyshev (MVUE) UCL	137.1
99% Chebyshev (MVUE) UCL	178.8		
Nonparametric Distribution Free UCL Statistics			
Data appear to follow a Discernible Distribution at 5% Significance Level			
Nonparametric Distribution Free UCLs			
95% CLT UCL	87.6	95% Jackknife UCL	90.68
95% Standard Bootstrap UCL	86.31	95% Bootstrap-t UCL	118.8
95% Hall's Bootstrap UCL	208.8	95% Percentile Bootstrap UCL	87.5
95% BCA Bootstrap UCL	91.88		
90% Chebyshev(Mean, Sd) UCL	104.4	95% Chebyshev(Mean, Sd) UCL	121.2
97.5% Chebyshev(Mean, Sd) UCL	144.5	99% Chebyshev(Mean, Sd) UCL	190.3

Suggested UCL to Use			
95% Student's-t UCL	90.68		

Note: Suggestions regarding the selection of a 95% UCL are provided to help the user to select the most appropriate 95% UCL.
These recommendations are based upon the results of the simulation studies summarized in Singh, Singh, and Iaci (2002)
and Singh and Singh (2003). However, simulations results will not cover all Real World data sets.
For additional insight the user may want to consult a statistician.

Result (zinc_aoi-4_soil 2 ft)

General Statistics			
Total Number of Observations	19	Number of Distinct Observations	15
		Number of Missing Observations	0
Minimum	9.4	Mean	44.44
Maximum	140	Median	41
SD	27.42	Std. Error of Mean	6.29
Coefficient of Variation	0.617	Skewness	2.391

Normal GOF Test		
Shapiro Wilk Test Statistic	0.773	**Shapiro Wilk GOF Test**
5% Shapiro Wilk Critical Value	0.901	Data Not Normal at 5% Significance Level
Lilliefors Test Statistic	0.208	**Lilliefors GOF Test**
5% Lilliefors Critical Value	0.203	Data Not Normal at 5% Significance Level
Data Not Normal at 5% Significance Level		

Assuming Normal Distribution			
95% Normal UCL		**95% UCLs (Adjusted for Skewness)**	
95% Student's-t UCL	55.35	95% Adjusted-CLT UCL (Chen-1995)	58.47
		95% Modified-t UCL (Johnson-1978)	55.92

Gamma GOF Test		
A-D Test Statistic	0.479	**Anderson-Darling Gamma GOF Test**
5% A-D Critical Value	0.747	Detected data appear Gamma Distributed at 5% Significance Level
K-S Test Statistic	0.15	**Kolmogrov-Smirnoff Gamma GOF Test**
5% K-S Critical Value	0.2	Detected data appear Gamma Distributed at 5% Significance Level
Detected data appear Gamma Distributed at 5% Significance Level		

Gamma Statistics			
k hat (MLE)	3.475	k star (bias corrected MLE)	2.962
Theta hat (MLE)	12.79	Theta star (bias corrected MLE)	15.01
nu hat (MLE)	132.1	nu star (bias corrected)	112.5
MLE Mean (bias corrected)	44.44	MLE Sd (bias corrected)	25.82
		Approximate Chi Square Value (0.05)	89.05
Adjusted Level of Significance	0.0369	Adjusted Chi Square Value	87.23

Assuming Gamma Distribution			
95% Approximate Gamma UCL (use when n>=50)	56.16	95% Adjusted Gamma UCL (use when n<50)	57.34

Lognormal GOF Test		
Shapiro Wilk Test Statistic	0.942	**Shapiro Wilk Lognormal GOF Test**
5% Shapiro Wilk Critical Value	0.901	Data appear Lognormal at 5% Significance Level
Lilliefors Test Statistic	0.148	**Lilliefors Lognormal GOF Test**
5% Lilliefors Critical Value	0.203	Data appear Lognormal at 5% Significance Level
Data appear Lognormal at 5% Significance Level		

Lognormal Statistics			
Minimum of Logged Data	2.241	Mean of logged Data	3.643
Maximum of Logged Data	4.942	SD of logged Data	0.575

Assuming Lognormal Distribution			
95% H-UCL	59.81	90% Chebyshev (MVUE) UCL	63.14
95% Chebyshev (MVUE) UCL	71.51	97.5% Chebyshev (MVUE) UCL	83.13
99% Chebyshev (MVUE) UCL	106		

Nonparametric Distribution Free UCL Statistics			
Data appear to follow a Discernible Distribution at 5% Significance Level			
Nonparametric Distribution Free UCLs			
95% CLT UCL	54.79	95% Jackknife UCL	55.35
95% Standard Bootstrap UCL	54.47	95% Bootstrap-t UCL	61.26
95% Hall's Bootstrap UCL	106.5	95% Percentile Bootstrap UCL	55.11
95% BCA Bootstrap UCL	58.81		
90% Chebyshev(Mean, Sd) UCL	63.31	95% Chebyshev(Mean, Sd) UCL	71.86
97.5% Chebyshev(Mean, Sd) UCL	83.72	99% Chebyshev(Mean, Sd) UCL	107
Suggested UCL to Use			
95% Adjusted Gamma UCL	57.34		
Note: Suggestions regarding the selection of a 95% UCL are provided to help the user to select the most appropriate 95% UCL.			
These recommendations are based upon the results of the simulation studies summarized in Singh, Singh, and Iaci (2002)			
and Singh and Singh (2003). However, simulations results will not cover all Real World data sets.			
For additional insight the user may want to consult a statistician.			
Result (zinc_aoi-7_soil 2 ft)			
General Statistics			
Total Number of Observations	53	Number of Distinct Observations	39
		Number of Missing Observations	0
Minimum	18	Mean	81.34
Maximum	480	Median	56
SD	89.71	Std. Error of Mean	12.32
Coefficient of Variation	1.103	Skewness	3.373
Normal GOF Test			
Shapiro Wilk Test Statistic	0.525	**Shapiro Wilk GOF Test**	
5% Shapiro Wilk P Value	0	Data Not Normal at 5% Significance Level	
Lilliefors Test Statistic	0.346	**Lilliefors GOF Test**	
5% Lilliefors Critical Value	0.122	Data Not Normal at 5% Significance Level	
Data Not Normal at 5% Significance Level			
Assuming Normal Distribution			
95% Normal UCL		**95% UCLs (Adjusted for Skewness)**	
95% Student's-t UCL	102	95% Adjusted-CLT UCL (Chen-1995)	107.7
		95% Modified-t UCL (Johnson-1978)	102.9
Gamma GOF Test			
A-D Test Statistic	4.658	**Anderson-Darling Gamma GOF Test**	
5% A-D Critical Value	0.763	Data Not Gamma Distributed at 5% Significance Level	
K-S Test Statistic	0.255	**Kolmogrov-Smirnoff Gamma GOF Test**	
5% K-S Critical Value	0.124	Data Not Gamma Distributed at 5% Significance Level	
Data Not Gamma Distributed at 5% Significance Level			
Gamma Statistics			
k hat (MLE)	1.961	k star (bias corrected MLE)	1.863
Theta hat (MLE)	41.47	Theta star (bias corrected MLE)	43.66
nu hat (MLE)	207.9	nu star (bias corrected)	197.5
MLE Mean (bias corrected)	81.34	MLE Sd (bias corrected)	59.59
		Approximate Chi Square Value (0.05)	166
Adjusted Level of Significance	0.0455	Adjusted Chi Square Value	165.2
Assuming Gamma Distribution			
95% Approximate Gamma UCL (use when n>=50))	96.78	95% Adjusted Gamma UCL (use when n<50)	97.26
Lognormal GOF Test			
Shapiro Wilk Test Statistic	0.869	**Shapiro Wilk Lognormal GOF Test**	
5% Shapiro Wilk P Value	4.4065E-6	Data Not Lognormal at 5% Significance Level	
Lilliefors Test Statistic	0.19	**Lilliefors Lognormal GOF Test**	
5% Lilliefors Critical Value	0.122	Data Not Lognormal at 5% Significance Level	

Data Not Lognormal at 5% Significance Level			
Lognormal Statistics			
Minimum of Logged Data	2.89	Mean of logged Data	4.123
Maximum of Logged Data	6.174	SD of logged Data	0.644
Assuming Lognormal Distribution			
95% H-UCL	90.68	90% Chebyshev (MVUE) UCL	97.31
95% Chebyshev (MVUE) UCL	107.1	97.5% Chebyshev (MVUE) UCL	120.8
99% Chebyshev (MVUE) UCL	147.6		
Nonparametric Distribution Free UCL Statistics			
Data do not follow a Discernible Distribution (0.05)			
Nonparametric Distribution Free UCLs			
95% CLT UCL	101.6	95% Jackknife UCL	102
95% Standard Bootstrap UCL	101.6	95% Bootstrap-t UCL	115.4
95% Hall's Bootstrap UCL	103.8	95% Percentile Bootstrap UCL	102.5
95% BCA Bootstrap UCL	109.2		
90% Chebyshev(Mean, Sd) UCL	118.3	95% Chebyshev(Mean, Sd) UCL	135.1
97.5% Chebyshev(Mean, Sd) UCL	158.3	99% Chebyshev(Mean, Sd) UCL	203.9
Suggested UCL to Use			
95% Chebyshev (Mean, Sd) UCL	135.1		
Note: Suggestions regarding the selection of a 95% UCL are provided to help the user to select the most appropriate 95% UCL.			
These recommendations are based upon the results of the simulation studies summarized in Singh, Singh, and Iaci (2002)			
and Singh and Singh (2003). However, simulations results will not cover all Real World data sets.			
For additional insight the user may want to consult a statistician.			
Result (1,2,4-trimethylbenzene_aoi-12_septic tank 1,4,11_10 ft)			
General Statistics			
Total Number of Observations	1	Number of Distinct Observations	1
		Number of Missing Observations	0
Minimum	0.091	Mean	0.091
Maximum	0.091	Median	0.091
Warning: This data set only has 1 observations!			
Data set is too small to compute reliable and meaningful statistics and estimates!			
The data set for variable Result (1,2,4-trimethylbenzene_aoi-12_septic tank 1,4,11_10 ft) was not processed!			
It is suggested to collect at least 8 to 10 observations before using these statistical methods!			
If possible, compute and collect Data Quality Objectives (DQO) based sample size and analytical results.			
Result (1,2,4-trimethylbenzene_aoi-9_20 ft)			
General Statistics			
Total Number of Observations	11	Number of Distinct Observations	8
Number of Detects	7	Number of Non-Detects	4
Number of Distinct Detects	7	Number of Distinct Non-Detects	1
Minimum Detect	0.113	Minimum Non-Detect	0.008
Maximum Detect	40.3	Maximum Non-Detect	0.008
Variance Detects	201.8	Percent Non-Detects	36.36%
Mean Detects	10.52	SD Detects	14.21
Median Detects	10.2	CV Detects	1.351
Skewness Detects	1.88	Kurtosis Detects	4.008
Mean of Logged Detects	0.77	SD of Logged Detects	2.486
Normal GOF Test on Detects Only			
Shapiro Wilk Test Statistic	0.749	**Shapiro Wilk GOF Test**	
5% Shapiro Wilk Critical Value	0.803	Detected Data Not Normal at 5% Significance Level	
Lilliefors Test Statistic	0.31	**Lilliefors GOF Test**	

5% Lilliefors Critical Value	0.335	Detected Data appear Normal at 5% Significance Level	
Detected Data appear Approximate Normal at 5% Significance Level			
Kaplan-Meier (KM) Statistics using Normal Critical Values and other Nonparametric UCLs			
Mean	6.696	Standard Error of Mean	3.793
SD	11.65	95% KM (BCA) UCL	13.65
95% KM (t) UCL	13.57	95% KM (Percentile Bootstrap) UCL	13.05
95% KM (z) UCL	12.93	95% KM Bootstrap t UCL	20.48
90% KM Chebyshev UCL	18.07	95% KM Chebyshev UCL	23.23
97.5% KM Chebyshev UCL	30.38	99% KM Chebyshev UCL	44.43
Gamma GOF Tests on Detected Observations Only			
A-D Test Statistic	0.568	**Anderson-Darling GOF Test**	
5% A-D Critical Value	0.766	Detected data appear Gamma Distributed at 5% Significance Level	
K-S Test Statistic	0.263	**Kolmogrov-Smirnoff GOF**	
5% K-S Critical Value	0.331	Detected data appear Gamma Distributed at 5% Significance Level	
Detected data appear Gamma Distributed at 5% Significance Level			
Gamma Statistics on Detected Data Only			
k hat (MLE)	0.413	k star (bias corrected MLE)	0.331
Theta hat (MLE)	25.44	Theta star (bias corrected MLE)	31.73
nu hat (MLE)	5.788	nu star (bias corrected)	4.641
MLE Mean (bias corrected)	10.52	MLE Sd (bias corrected)	18.27
Gamma Kaplan-Meier (KM) Statistics			
k hat (KM)	0.331	nu hat (KM)	7.272
Approximate Chi Square Value (7.27, α)	2.321	Adjusted Chi Square Value (7.27, β)	1.892
95% Gamma Approximate KM-UCL (use when n>=50)	20.98	95% Gamma Adjusted KM-UCL (use when n<50)	25.74
Gamma ROS Statistics using Imputed Non-Detects			
GROS may not be used when data set has > 50% NDs with many tied observations at multiple DLs			
GROS may not be used when kstar of detected data is small such as < 0.1			
For such situations, GROS method tends to yield inflated values of UCLs and BTVs			
For gamma distributed detected data, BTVs and UCLs may be computed using gamma distribution on KM estimates			
Minimum	0.01	Mean	6.697
Maximum	40.3	Median	0.135
SD	12.21	CV	1.824
k hat (MLE)	0.233	k star (bias corrected MLE)	0.23
Theta hat (MLE)	28.77	Theta star (bias corrected MLE)	29.13
nu hat (MLE)	5.121	nu star (bias corrected)	5.058
MLE Mean (bias corrected)	6.697	MLE Sd (bias corrected)	13.97
		Adjusted Level of Significance (β)	0.0278
Approximate Chi Square Value (5.06, α)	1.179	Adjusted Chi Square Value (5.06, β)	0.905
95% Gamma Approximate UCL (use when n>=50)	28.73	95% Gamma Adjusted UCL (use when n<50)	37.41
Lognormal GOF Test on Detected Observations Only			
Shapiro Wilk Test Statistic	0.827	**Shapiro Wilk GOF Test**	
5% Shapiro Wilk Critical Value	0.803	Detected Data appear Lognormal at 5% Significance Level	
Lilliefors Test Statistic	0.305	**Lilliefors GOF Test**	
5% Lilliefors Critical Value	0.335	Detected Data appear Lognormal at 5% Significance Level	
Detected Data appear Lognormal at 5% Significance Level			
Lognormal ROS Statistics Using Imputed Non-Detects			
Mean in Original Scale	6.696	Mean in Log Scale	-1.509
SD in Original Scale	12.21	SD in Log Scale	3.809
95% t UCL (assumes normality of ROS data)	13.37	95% Percentile Bootstrap UCL	13.25
95% BCA Bootstrap UCL	15.83	95% Bootstrap t UCL	20.79
95% H-UCL (Log ROS)	25990356		
UCLs using Lognormal Distribution and KM Estimates when Detected data are Lognormally Distributed			
KM Mean (logged)	-1.266	95% H-UCL (KM -Log)	241249
KM SD (logged)	3.259	95% Critical H Value (KM-Log)	8.1
KM Standard Error of Mean (logged)	1.061		

DL/2 Statistics			
DL/2 Normal		**DL/2 Log-Transformed**	
Mean in Original Scale	6.694	Mean in Log Scale	-1.518
SD in Original Scale	12.22	SD in Log Scale	3.713
95% t UCL (Assumes normality)	13.37	95% H-Stat UCL	10281854
DL/2 is not a recommended method, provided for comparisons and historical reasons			

Nonparametric Distribution Free UCL Statistics			
Detected Data appear Approximate Normal Distributed at 5% Significance Level			
Suggested UCL to Use			
95% KM (t) UCL	13.57	95% KM (Percentile Bootstrap) UCL	13.05

Note: Suggestions regarding the selection of a 95% UCL are provided to help the user to select the most appropriate 95% UCL.

Recommendations are based upon data size, data distribution, and skewness.

These recommendations are based upon the results of the simulation studies summarized in Singh, Maichle, and Lee (2006).

However, simulations results will not cover all Real World data sets; for additional insight the user may want to consult a statistician.

Result (1,2,4-trimethylbenzene_aoi-9_sg 5 ft)

General Statistics			
Total Number of Observations	6	Number of Distinct Observations	5
Number of Detects	4	Number of Non-Detects	2
Number of Distinct Detects	4	Number of Distinct Non-Detects	1
Minimum Detect	0.584	Minimum Non-Detect	0.008
Maximum Detect	14.8	Maximum Non-Detect	0.008
Variance Detects	45.12	Percent Non-Detects	33.33%
Mean Detects	4.893	SD Detects	6.717
Median Detects	2.094	CV Detects	1.373
Skewness Detects	1.812	Kurtosis Detects	3.277
Mean of Logged Detects	0.806	SD of Logged Detects	1.461

Note: Sample size is small (e.g., <10), if data are collected using ISM approach, you should use
guidance provided in ITRC Tech Reg Guide on ISM (ITRC, 2012) to compute statistics of interest.
For example, you may want to use Chebyshev UCL to estimate EPC (ITRC, 2012).
Chebyshev UCL can be computed using the Nonparametric and All UCL Options of ProUCL 5.0

Normal GOF Test on Detects Only			
Shapiro Wilk Test Statistic	0.765	**Shapiro Wilk GOF Test**	
5% Shapiro Wilk Critical Value	0.748	Detected Data appear Normal at 5% Significance Level	
Lilliefors Test Statistic	0.343	**Lilliefors GOF Test**	
5% Lilliefors Critical Value	0.443	Detected Data appear Normal at 5% Significance Level	
Detected Data appear Normal at 5% Significance Level			

Kaplan-Meier (KM) Statistics using Normal Critical Values and other Nonparametric UCLs			
Mean	3.265	Standard Error of Mean	2.488
SD	5.278	95% KM (BCA) UCL	N/A
95% KM (t) UCL	8.278	95% KM (Percentile Bootstrap) UCL	N/A
95% KM (z) UCL	7.357	95% KM Bootstrap t UCL	N/A
90% KM Chebyshev UCL	10.73	95% KM Chebyshev UCL	14.11
97.5% KM Chebyshev UCL	18.8	99% KM Chebyshev UCL	28.02

Gamma GOF Tests on Detected Observations Only			
A-D Test Statistic	0.372	**Anderson-Darling GOF Test**	
5% A-D Critical Value	0.67	Detected data appear Gamma Distributed at 5% Significance Level	
K-S Test Statistic	0.276	**Kolmogrov-Smirnoff GOF**	
5% K-S Critical Value	0.405	Detected data appear Gamma Distributed at 5% Significance Level	
Detected data appear Gamma Distributed at 5% Significance Level			

Gamma Statistics on Detected Data Only			
k hat (MLE)	0.764	k star (bias corrected MLE)	0.358
Theta hat (MLE)	6.408	Theta star (bias corrected MLE)	13.68
nu hat (MLE)	6.108	nu star (bias corrected)	2.86
MLE Mean (bias corrected)	4.893	MLE Sd (bias corrected)	8.182

Gamma Kaplan-Meier (KM) Statistics			
k hat (KM)	0.383	nu hat (KM)	4.59
Approximate Chi Square Value (4.59, α)	0.968	Adjusted Chi Square Value (4.59, β)	0.501
95% Gamma Approximate KM-UCL (use when n>=50)	15.48	95% Gamma Adjusted KM-UCL (use when n<50)	29.91
Gamma ROS Statistics using Imputed Non-Detects			
GROS may not be used when data set has > 50% NDs with many tied observations at multiple DLs			
GROS may not be used when kstar of detected data is small such as < 0.1			
For such situations, GROS method tends to yield inflated values of UCLs and BTVs			
For gamma distributed detected data, BTVs and UCLs may be computed using gamma distribution on KM estimates			
Minimum	0.01	Mean	3.265
Maximum	14.8	Median	0.731
SD	5.782	CV	1.771
k hat (MLE)	0.314	k star (bias corrected MLE)	0.268
Theta hat (MLE)	10.4	Theta star (bias corrected MLE)	12.18
nu hat (MLE)	3.766	nu star (bias corrected)	3.216
MLE Mean (bias corrected)	3.265	MLE Sd (bias corrected)	6.307
		Adjusted Level of Significance (β)	0.0122
Approximate Chi Square Value (3.22, α)	0.439	Adjusted Chi Square Value (3.22, β)	0.199
95% Gamma Approximate UCL (use when n>=50)	23.91	95% Gamma Adjusted UCL (use when n<50)	N/A
Lognormal GOF Test on Detected Observations Only			
Shapiro Wilk Test Statistic	0.933	**Shapiro Wilk GOF Test**	
5% Shapiro Wilk Critical Value	0.748	Detected Data appear Lognormal at 5% Significance Level	
Lilliefors Test Statistic	0.239	**Lilliefors GOF Test**	
5% Lilliefors Critical Value	0.443	Detected Data appear Lognormal at 5% Significance Level	
Detected Data appear Lognormal at 5% Significance Level			
Lognormal ROS Statistics Using Imputed Non-Detects			
Mean in Original Scale	3.276	Mean in Log Scale	-0.573
SD in Original Scale	5.774	SD in Log Scale	2.451
95% t UCL (assumes normality of ROS data)	8.026	95% Percentile Bootstrap UCL	7.561
95% BCA Bootstrap UCL	8.65	95% Bootstrap t UCL	48.77
95% H-UCL (Log ROS)	325209		
UCLs using Lognormal Distribution and KM Estimates when Detected data are Lognormally Distributed			
KM Mean (logged)	-1.072	95% H-UCL (KM -Log)	19882939
KM SD (logged)	2.85	95% Critical H Value (KM-Log)	10.84
KM Standard Error of Mean (logged)	1.343		
DL/2 Statistics			
DL/2 Normal		**DL/2 Log-Transformed**	
Mean in Original Scale	3.263	Mean in Log Scale	-1.303
SD in Original Scale	5.783	SD in Log Scale	3.458
95% t UCL (Assumes normality)	8.021	95% H-Stat UCL	6.845E+10
DL/2 is not a recommended method, provided for comparisons and historical reasons			
Nonparametric Distribution Free UCL Statistics			
Detected Data appear Normal Distributed at 5% Significance Level			
Suggested UCL to Use			
95% KM (t) UCL	8.278	95% KM (Percentile Bootstrap) UCL	N/A
Warning: One or more Recommended UCL(s) not available!			
Note: Suggestions regarding the selection of a 95% UCL are provided to help the user to select the most appropriate 95% UCL.			
Recommendations are based upon data size, data distribution, and skewness.			
These recommendations are based upon the results of the simulation studies summarized in Singh, Maichle, and Lee (2006).			
However, simulations results will not cover all Real World data sets; for additional insight the user may want to consult a statistician.			
Result (1,3,5-trimethylbenzene_aoi-9_20 ft)			
General Statistics			
Total Number of Observations	11	Number of Distinct Observations	7

Number of Detects	6	Number of Non-Detects	5
Number of Distinct Detects	6	Number of Distinct Non-Detects	1
Minimum Detect	0.049	Minimum Non-Detect	0.008
Maximum Detect	16.4	Maximum Non-Detect	0.008
Variance Detects	36.54	Percent Non-Detects	45.45%
Mean Detects	4.879	SD Detects	6.045
Median Detects	3.72	CV Detects	1.239
Skewness Detects	1.766	Kurtosis Detects	3.55
Mean of Logged Detects	0.283	SD of Logged Detects	2.372
Normal GOF Test on Detects Only			
Shapiro Wilk Test Statistic	0.8	**Shapiro Wilk GOF Test**	
5% Shapiro Wilk Critical Value	0.788	Detected Data appear Normal at 5% Significance Level	
Lilliefors Test Statistic	0.306	**Lilliefors GOF Test**	
5% Lilliefors Critical Value	0.362	Detected Data appear Normal at 5% Significance Level	
Detected Data appear Normal at 5% Significance Level			
Kaplan-Meier (KM) Statistics using Normal Critical Values and other Nonparametric UCLs			
Mean	2.665	Standard Error of Mean	1.566
SD	4.743	95% KM (BCA) UCL	5.429
95% KM (t) UCL	5.504	95% KM (Percentile Bootstrap) UCL	5.258
95% KM (z) UCL	5.242	95% KM Bootstrap t UCL	7.922
90% KM Chebyshev UCL	7.364	95% KM Chebyshev UCL	9.493
97.5% KM Chebyshev UCL	12.45	99% KM Chebyshev UCL	18.25
Gamma GOF Tests on Detected Observations Only			
A-D Test Statistic	0.389	**Anderson-Darling GOF Test**	
5% A-D Critical Value	0.737	Detected data appear Gamma Distributed at 5% Significance Level	
K-S Test Statistic	0.24	**Kolmogrov-Smirnoff GOF**	
5% K-S Critical Value	0.349	Detected data appear Gamma Distributed at 5% Significance Level	
Detected data appear Gamma Distributed at 5% Significance Level			
Gamma Statistics on Detected Data Only			
k hat (MLE)	0.489	k star (bias corrected MLE)	0.356
Theta hat (MLE)	9.969	Theta star (bias corrected MLE)	13.71
nu hat (MLE)	5.873	nu star (bias corrected)	4.27
MLE Mean (bias corrected)	4.879	MLE Sd (bias corrected)	8.179
Gamma Kaplan-Meier (KM) Statistics			
k hat (KM)	0.316	nu hat (KM)	6.946
Approximate Chi Square Value (6.95, α)	2.141	Adjusted Chi Square Value (6.95, β)	1.734
95% Gamma Approximate KM-UCL (use when n>=50)	8.646	95% Gamma Adjusted KM-UCL (use when n<50)	10.68
Gamma ROS Statistics using Imputed Non-Detects			
GROS may not be used when data set has > 50% NDs with many tied observations at multiple DLs			
GROS may not be used when kstar of detected data is small such as < 0.1			
For such situations, GROS method tends to yield inflated values of UCLs and BTVs			
For gamma distributed detected data, BTVs and UCLs may be computed using gamma distribution on KM estimates			
Minimum	0.01	Mean	2.666
Maximum	16.4	Median	0.049
SD	4.974	CV	1.866
k hat (MLE)	0.244	k star (bias corrected MLE)	0.238
Theta hat (MLE)	10.92	Theta star (bias corrected MLE)	11.19
nu hat (MLE)	5.373	nu star (bias corrected)	5.241
MLE Mean (bias corrected)	2.666	MLE Sd (bias corrected)	5.462
		Adjusted Level of Significance (β)	0.0278
Approximate Chi Square Value (5.24, α)	1.265	Adjusted Chi Square Value (5.24, β)	0.978
95% Gamma Approximate UCL (use when n>=50)	11.04	95% Gamma Adjusted UCL (use when n<50)	14.29
Lognormal GOF Test on Detected Observations Only			
Shapiro Wilk Test Statistic	0.852	**Shapiro Wilk GOF Test**	
5% Shapiro Wilk Critical Value	0.788	Detected Data appear Lognormal at 5% Significance Level	
Lilliefors Test Statistic	0.303	**Lilliefors GOF Test**	
5% Lilliefors Critical Value	0.362	Detected Data appear Lognormal at 5% Significance Level	

Detected Data appear Lognormal at 5% Significance Level			
Lognormal ROS Statistics Using Imputed Non-Detects			
Mean in Original Scale	2.664	Mean in Log Scale	-2.619
SD in Original Scale	4.975	SD in Log Scale	3.923
95% t UCL (assumes normality of ROS data)	5.383	95% Percentile Bootstrap UCL	5.297
95% BCA Bootstrap UCL	6.384	95% Bootstrap t UCL	9.09
95% H-UCL (Log ROS)	26332302		
UCLs using Lognormal Distribution and KM Estimates when Detected data are Lognormally Distributed			
KM Mean (logged)	-2.04	95% H-UCL (KM -Log)	14895
KM SD (logged)	3.006	95% Critical H Value (KM-Log)	7.503
KM Standard Error of Mean (logged)	0.993		
DL/2 Statistics			
DL/2 Normal		**DL/2 Log-Transformed**	
Mean in Original Scale	2.663	Mean in Log Scale	-2.355
SD in Original Scale	4.975	SD in Log Scale	3.464
95% t UCL (Assumes normality)	5.382	95% H-Stat UCL	464504
DL/2 is not a recommended method, provided for comparisons and historical reasons			
Nonparametric Distribution Free UCL Statistics			
Detected Data appear Normal Distributed at 5% Significance Level			
Suggested UCL to Use			
95% KM (t) UCL	5.504	95% KM (Percentile Bootstrap) UCL	5.258
Note: Suggestions regarding the selection of a 95% UCL are provided to help the user to select the most appropriate 95% UCL.			
Recommendations are based upon data size, data distribution, and skewness.			
These recommendations are based upon the results of the simulation studies summarized in Singh, Maichle, and Lee (2006).			
However, simulations results will not cover all Real World data sets; for additional insight the user may want to consult a statistician.			
Result (1,3,5-trimethylbenzene_aoi-9_sg 5 ft)			
General Statistics			
Total Number of Observations	6	Number of Distinct Observations	5
Number of Detects	4	Number of Non-Detects	2
Number of Distinct Detects	4	Number of Distinct Non-Detects	1
Minimum Detect	0.21	Minimum Non-Detect	0.008
Maximum Detect	4.83	Maximum Non-Detect	0.008
Variance Detects	4.696	Percent Non-Detects	33.33%
Mean Detects	1.664	SD Detects	2.167
Median Detects	0.809	CV Detects	1.302
Skewness Detects	1.713	Kurtosis Detects	2.86
Mean of Logged Detects	-0.219	SD of Logged Detects	1.429
Note: Sample size is small (e.g., <10), if data are collected using ISM approach, you should use			
guidance provided in ITRC Tech Reg Guide on ISM (ITRC, 2012) to compute statistics of interest.			
For example, you may want to use Chebyshev UCL to estimate EPC (ITRC, 2012).			
Chebyshev UCL can be computed using the Nonparametric and All UCL Options of ProUCL 5.0			
Normal GOF Test on Detects Only			
Shapiro Wilk Test Statistic	0.792	**Shapiro Wilk GOF Test**	
5% Shapiro Wilk Critical Value	0.748	Detected Data appear Normal at 5% Significance Level	
Lilliefors Test Statistic	0.316	**Lilliefors GOF Test**	
5% Lilliefors Critical Value	0.443	Detected Data appear Normal at 5% Significance Level	
Detected Data appear Normal at 5% Significance Level			
Kaplan-Meier (KM) Statistics using Normal Critical Values and other Nonparametric UCLs			
Mean	1.112	Standard Error of Mean	0.811
SD	1.72	95% KM (BCA) UCL	N/A
95% KM (t) UCL	2.746	95% KM (Percentile Bootstrap) UCL	N/A
95% KM (z) UCL	2.446	95% KM Bootstrap t UCL	N/A
90% KM Chebyshev UCL	3.544	95% KM Chebyshev UCL	4.646

97.5% KM Chebyshev UCL	6.175	99% KM Chebyshev UCL	9.179
Gamma GOF Tests on Detected Observations Only			
A-D Test Statistic	0.349	**Anderson-Darling GOF Test**	
5% A-D Critical Value	0.669	Detected data appear Gamma Distributed at 5% Significance Level	
K-S Test Statistic	0.282	**Kolmogrov-Smirnoff GOF**	
5% K-S Critical Value	0.404	Detected data appear Gamma Distributed at 5% Significance Level	
Detected data appear Gamma Distributed at 5% Significance Level			
Gamma Statistics on Detected Data Only			
k hat (MLE)	0.813	k star (bias corrected MLE)	0.37
Theta hat (MLE)	2.048	Theta star (bias corrected MLE)	4.5
nu hat (MLE)	6.503	nu star (bias corrected)	2.959
MLE Mean (bias corrected)	1.664	MLE Sd (bias corrected)	2.736
Gamma Kaplan-Meier (KM) Statistics			
k hat (KM)	0.418	nu hat (KM)	5.018
Approximate Chi Square Value (5.02, α)	1.161	Adjusted Chi Square Value (5.02, β)	0.625
95% Gamma Approximate KM-UCL (use when n>=50)	4.809	95% Gamma Adjusted KM-UCL (use when n<50)	8.934
Gamma ROS Statistics using Imputed Non-Detects			
GROS may not be used when data set has > 50% NDs with many tied observations at multiple DLs			
GROS may not be used when kstar of detected data is small such as < 0.1			
For such situations, GROS method tends to yield inflated values of UCLs and BTVs			
For gamma distributed detected data, BTVs and UCLs may be computed using gamma distribution on KM estimates			
Minimum	0.01	Mean	1.113
Maximum	4.83	Median	0.263
SD	1.883	CV	1.692
k hat (MLE)	0.372	k star (bias corrected MLE)	0.297
Theta hat (MLE)	2.989	Theta star (bias corrected MLE)	3.744
nu hat (MLE)	4.468	nu star (bias corrected)	3.567
MLE Mean (bias corrected)	1.113	MLE Sd (bias corrected)	2.041
		Adjusted Level of Significance (β)	0.0122
Approximate Chi Square Value (3.57, α)	0.559	Adjusted Chi Square Value (3.57, β)	0.261
95% Gamma Approximate UCL (use when n>=50)	7.107	95% Gamma Adjusted UCL (use when n<50)	N/A
Lognormal GOF Test on Detected Observations Only			
Shapiro Wilk Test Statistic	0.934	**Shapiro Wilk GOF Test**	
5% Shapiro Wilk Critical Value	0.748	Detected Data appear Lognormal at 5% Significance Level	
Lilliefors Test Statistic	0.244	**Lilliefors GOF Test**	
5% Lilliefors Critical Value	0.443	Detected Data appear Lognormal at 5% Significance Level	
Detected Data appear Lognormal at 5% Significance Level			
Lognormal ROS Statistics Using Imputed Non-Detects			
Mean in Original Scale	1.115	Mean in Log Scale	-1.568
SD in Original Scale	1.882	SD in Log Scale	2.397
95% t UCL (assumes normality of ROS data)	2.663	95% Percentile Bootstrap UCL	2.476
95% BCA Bootstrap UCL	2.884	95% Bootstrap t UCL	15.12
95% H-UCL (Log ROS)	68431		
UCLs using Lognormal Distribution and KM Estimates when Detected data are Lognormally Distributed			
KM Mean (logged)	-1.756	95% H-UCL (KM -Log)	56001
KM SD (logged)	2.396	95% Critical H Value (KM-Log)	9.161
KM Standard Error of Mean (logged)	1.13		
DL/2 Statistics			
DL/2 Normal		**DL/2 Log-Transformed**	
Mean in Original Scale	1.111	Mean in Log Scale	-1.987
SD in Original Scale	1.885	SD in Log Scale	2.953
95% t UCL (Assumes normality)	2.661	95% H-Stat UCL	29578873
DL/2 is not a recommended method, provided for comparisons and historical reasons			
Nonparametric Distribution Free UCL Statistics			
Detected Data appear Normal Distributed at 5% Significance Level			

Suggested UCL to Use			
95% KM (t) UCL	2.746	95% KM (Percentile Bootstrap) UCL	N/A
Warning: One or more Recommended UCL(s) not available!			

Note: Suggestions regarding the selection of a 95% UCL are provided to help the user to select the most appropriate 95% UCL.

Recommendations are based upon data size, data distribution, and skewness.

These recommendations are based upon the results of the simulation studies summarized in Singh, Maichle, and Lee (2006).

However, simulations results will not cover all Real World data sets; for additional insight the user may want to consult a statistician.

Result (benzene_aoi-12_septic tank 1,4,11_10 ft)

General Statistics

Total Number of Observations	1	Number of Distinct Observations	1
		Number of Missing Observations	0
Minimum	0.137	Mean	0.137
Maximum	0.137	Median	0.137

Warning: This data set only has 1 observations!

Data set is too small to compute reliable and meaningful statistics and estimates!

The data set for variable Result (benzene_aoi-12_septic tank 1,4,11_10 ft) was not processed!

It is suggested to collect at least 8 to 10 observations before using these statistical methods!

If possible, compute and collect Data Quality Objectives (DQO) based sample size and analytical results.

Result (benzene_aoi-12_septic tank 1,4,11_15 ft)

General Statistics

Total Number of Observations	1	Number of Distinct Observations	1
		Number of Missing Observations	0
Minimum	0.021	Mean	0.021
Maximum	0.021	Median	0.021

Warning: This data set only has 1 observations!

Data set is too small to compute reliable and meaningful statistics and estimates!

The data set for variable Result (benzene_aoi-12_septic tank 1,4,11_15 ft) was not processed!

It is suggested to collect at least 8 to 10 observations before using these statistical methods!

If possible, compute and collect Data Quality Objectives (DQO) based sample size and analytical results.

Result (benzene_aoi-12_septic tank 1,4,11_20 ft)

General Statistics

Total Number of Observations	5	Number of Distinct Observations	2
Number of Detects	1	Number of Non-Detects	4
Number of Distinct Detects	1	Number of Distinct Non-Detects	1

Warning: Only one distinct data value was detected! ProUCL (or any other software) should not be used on such a data set!

It is suggested to use alternative site specific values determined by the Project Team to estimate environmental parameters (e.g., EPC, BTV).

The data set for variable Result (benzene_aoi-12_septic tank 1,4,11_20 ft) was not processed!

Result (benzene_aoi-12_septic tank 1,4,11_5 ft)

General Statistics

Total Number of Observations	5	Number of Distinct Observations	2
Number of Detects	1	Number of Non-Detects	4
Number of Distinct Detects	1	Number of Distinct Non-Detects	1

Warning: Only one distinct data value was detected! ProUCL (or any other software) should not be used on such a data set!

It is suggested to use alternative site specific values determined by the Project Team to estimate environmental parameters (e.g., EPC, BTV).

The data set for variable Result (benzene_aoi-12_septic tank 1,4,11_5 ft) was not processed!

Result (benzene_aoi-12_septic tank 3,5,6_20 ft)

General Statistics

Total Number of Observations	16	Number of Distinct Observations	3
Number of Detects	2	Number of Non-Detects	14
Number of Distinct Detects	2	Number of Distinct Non-Detects	1
Minimum Detect	0.087	Minimum Non-Detect	0.008
Maximum Detect	0.104	Maximum Non-Detect	0.008
Variance Detects	1.4450E-4	Percent Non-Detects	87.5%
Mean Detects	0.0955	SD Detects	0.012
Median Detects	0.0955	CV Detects	0.126
Skewness Detects	N/A	Kurtosis Detects	N/A
Mean of Logged Detects	-2.353	SD of Logged Detects	0.126

Warning: Data set has only 2 Detected Values.

This is not enough to compute meaningful or reliable statistics and estimates.

Normal GOF Test on Detects Only

Not Enough Data to Perform GOF Test

Kaplan-Meier (KM) Statistics using Normal Critical Values and other Nonparametric UCLs

Mean	0.0189	Standard Error of Mean	0.0103
SD	0.0291	95% KM (BCA) UCL	N/A
95% KM (t) UCL	0.037	95% KM (Percentile Bootstrap) UCL	N/A
95% KM (z) UCL	0.0359	95% KM Bootstrap t UCL	N/A
90% KM Chebyshev UCL	0.0498	95% KM Chebyshev UCL	0.0638
97.5% KM Chebyshev UCL	0.0832	99% KM Chebyshev UCL	0.121

Gamma GOF Tests on Detected Observations Only

Not Enough Data to Perform GOF Test

Gamma Statistics on Detected Data Only

k hat (MLE)	125.9	k star (bias corrected MLE)	N/A
Theta hat (MLE)	7.5855E-4	Theta star (bias corrected MLE)	N/A
nu hat (MLE)	503.6	nu star (bias corrected)	N/A
MLE Mean (bias corrected)	N/A	MLE Sd (bias corrected)	N/A

Gamma Kaplan-Meier (KM) Statistics

k hat (KM)	0.424	nu hat (KM)	13.56
		Adjusted Level of Significance (β)	0.0335
Approximate Chi Square Value (13.56, α)	6.27	Adjusted Chi Square Value (13.56, β)	5.714
95% Gamma Approximate KM-UCL (use when n>=50)	0.041	95% Gamma Adjusted KM-UCL (use when n<50)	0.0449

Lognormal GOF Test on Detected Observations Only

Not Enough Data to Perform GOF Test

Lognormal ROS Statistics Using Imputed Non-Detects

Mean in Original Scale	0.0478	Mean in Log Scale	-3.143
SD in Original Scale	0.0233	SD in Log Scale	0.467
95% t UCL (assumes normality of ROS data)	0.058	95% Percentile Bootstrap UCL	0.0574
95% BCA Bootstrap UCL	0.0588	95% Bootstrap t UCL	0.0615
95% H-UCL (Log ROS)	0.0613		

DL/2 Statistics

DL/2 Normal		**DL/2 Log-Transformed**	
Mean in Original Scale	0.0154	Mean in Log Scale	-5.125
SD in Original Scale	0.0314	SD in Log Scale	1.083

95% t UCL (Assumes normality)	0.0292	95% H-Stat UCL	0.0236
DL/2 is not a recommended method, provided for comparisons and historical reasons			
Nonparametric Distribution Free UCL Statistics			
Data do not follow a Discernible Distribution at 5% Significance Level			
Suggested UCL to Use			
95% KM (t) UCL	0.037	95% KM (% Bootstrap) UCL	N/A
Warning: One or more Recommended UCL(s) not available!			
Note: Suggestions regarding the selection of a 95% UCL are provided to help the user to select the most appropriate 95% UCL.			
Recommendations are based upon data size, data distribution, and skewness.			
These recommendations are based upon the results of the simulation studies summarized in Singh, Maichle, and Lee (2006).			
However, simulations results will not cover all Real World data sets; for additional insight the user may want to consult a statistician.			
Result (benzene_aoi-12_septic tank 3,5,6_5 ft)			
General Statistics			
Total Number of Observations	8	Number of Distinct Observations	2
Number of Detects	1	Number of Non-Detects	7
Number of Distinct Detects	1	Number of Distinct Non-Detects	1
Warning: Only one distinct data value was detected! ProUCL (or any other software) should not be used on such a data set!			
It is suggested to use alternative site specific values determined by the Project Team to estimate environmental parameters (e.g., EPC, BTV).			
The data set for variable Result (benzene_aoi-12_septic tank 3,5,6_5 ft) was not processed!			
Result (benzene_aoi-9_20 ft)			
General Statistics			
Total Number of Observations	11	Number of Distinct Observations	7
Number of Detects	6	Number of Non-Detects	5
Number of Distinct Detects	6	Number of Distinct Non-Detects	1
Minimum Detect	0.027	Minimum Non-Detect	0.008
Maximum Detect	16.9	Maximum Non-Detect	0.008
Variance Detects	51.43	Percent Non-Detects	45.45%
Mean Detects	5.911	SD Detects	7.171
Median Detects	3.279	CV Detects	1.213
Skewness Detects	0.782	Kurtosis Detects	-1.159
Mean of Logged Detects	-0.0467	SD of Logged Detects	2.777
Normal GOF Test on Detects Only			
Shapiro Wilk Test Statistic	0.84	**Shapiro Wilk GOF Test**	
5% Shapiro Wilk Critical Value	0.788	Detected Data appear Normal at 5% Significance Level	
Lilliefors Test Statistic	0.284	**Lilliefors GOF Test**	
5% Lilliefors Critical Value	0.362	Detected Data appear Normal at 5% Significance Level	
Detected Data appear Normal at 5% Significance Level			
Kaplan-Meier (KM) Statistics using Normal Critical Values and other Nonparametric UCLs			
Mean	3.228	Standard Error of Mean	1.869
SD	5.658	95% KM (BCA) UCL	6.326
95% KM (t) UCL	6.615	95% KM (Percentile Bootstrap) UCL	6.315
95% KM (z) UCL	6.302	95% KM Bootstrap t UCL	11.06
90% KM Chebyshev UCL	8.834	95% KM Chebyshev UCL	11.37
97.5% KM Chebyshev UCL	14.9	99% KM Chebyshev UCL	21.82
Gamma GOF Tests on Detected Observations Only			
A-D Test Statistic	0.448	**Anderson-Darling GOF Test**	
5% A-D Critical Value	0.756	Detected data appear Gamma Distributed at 5% Significance Level	
K-S Test Statistic	0.247	**Kolmogrov-Smirnoff GOF**	
5% K-S Critical Value	0.354	Detected data appear Gamma Distributed at 5% Significance Level	
Detected data appear Gamma Distributed at 5% Significance Level			

Gamma Statistics on Detected Data Only			
k hat (MLE)	0.366	k star (bias corrected MLE)	0.294
Theta hat (MLE)	16.15	Theta star (bias corrected MLE)	20.09
nu hat (MLE)	4.393	nu star (bias corrected)	3.53
MLE Mean (bias corrected)	5.911	MLE Sd (bias corrected)	10.9
Gamma Kaplan-Meier (KM) Statistics			
k hat (KM)	0.325	nu hat (KM)	7.159
Approximate Chi Square Value (7.16, α)	2.258	Adjusted Chi Square Value (7.16, β)	1.837
95% Gamma Approximate KM-UCL (use when n>=50)	10.23	95% Gamma Adjusted KM-UCL (use when n<50)	12.58
Gamma ROS Statistics using Imputed Non-Detects			
GROS may not be used when data set has > 50% NDs with many tied observations at multiple DLs			
GROS may not be used when kstar of detected data is small such as < 0.1			
For such situations, GROS method tends to yield inflated values of UCLs and BTVs			
For gamma distributed detected data, BTVs and UCLs may be computed using gamma distribution on KM estimates			
Minimum	0.01	Mean	3.229
Maximum	16.9	Median	0.027
SD	5.934	CV	1.838
k hat (MLE)	0.22	k star (bias corrected MLE)	0.221
Theta hat (MLE)	14.66	Theta star (bias corrected MLE)	14.62
nu hat (MLE)	4.846	nu star (bias corrected)	4.858
MLE Mean (bias corrected)	3.229	MLE Sd (bias corrected)	6.871
		Adjusted Level of Significance (β)	0.0278
Approximate Chi Square Value (4.86, α)	1.087	Adjusted Chi Square Value (4.86, β)	0.828
95% Gamma Approximate UCL (use when n>=50)	14.43	95% Gamma Adjusted UCL (use when n<50)	18.93
Lognormal GOF Test on Detected Observations Only			
Shapiro Wilk Test Statistic	0.878	**Shapiro Wilk GOF Test**	
5% Shapiro Wilk Critical Value	0.788	Detected Data appear Lognormal at 5% Significance Level	
Lilliefors Test Statistic	0.251	**Lilliefors GOF Test**	
5% Lilliefors Critical Value	0.362	Detected Data appear Lognormal at 5% Significance Level	
Detected Data appear Lognormal at 5% Significance Level			
Lognormal ROS Statistics Using Imputed Non-Detects			
Mean in Original Scale	3.225	Mean in Log Scale	-3.594
SD in Original Scale	5.936	SD in Log Scale	4.759
95% t UCL (assumes normality of ROS data)	6.469	95% Percentile Bootstrap UCL	6.29
95% BCA Bootstrap UCL	7.267	95% Bootstrap t UCL	11.48
95% H-UCL (Log ROS)	9.997E+10		
UCLs using Lognormal Distribution and KM Estimates when Detected data are Lognormally Distributed			
KM Mean (logged)	-2.22	95% H-UCL (KM -Log)	14847
KM SD (logged)	3.029	95% Critical H Value (KM-Log)	7.557
KM Standard Error of Mean (logged)	1		
DL/2 Statistics			
DL/2 Normal		**DL/2 Log-Transformed**	
Mean in Original Scale	3.226	Mean in Log Scale	-2.535
SD in Original Scale	5.935	SD in Log Scale	3.469
95% t UCL (Assumes normality)	6.469	95% H-Stat UCL	402411
DL/2 is not a recommended method, provided for comparisons and historical reasons			
Nonparametric Distribution Free UCL Statistics			
Detected Data appear Normal Distributed at 5% Significance Level			
Suggested UCL to Use			
95% KM (t) UCL	6.615	95% KM (Percentile Bootstrap) UCL	6.315
Note: Suggestions regarding the selection of a 95% UCL are provided to help the user to select the most appropriate 95% UCL.			
Recommendations are based upon data size, data distribution, and skewness.			
These recommendations are based upon the results of the simulation studies summarized in Singh, Maichle, and Lee (2006).			
However, simulations results will not cover all Real World data sets; for additional insight the user may want to consult a statistician.			

Result (benzene_aoi-9_sg 5 ft)			
General Statistics			
Total Number of Observations	6	Number of Distinct Observations	5
Number of Detects	4	Number of Non-Detects	2
Number of Distinct Detects	4	Number of Distinct Non-Detects	1
Minimum Detect	0.043	Minimum Non-Detect	0.008
Maximum Detect	0.684	Maximum Non-Detect	0.008
Variance Detects	0.083	Percent Non-Detects	33.33%
Mean Detects	0.267	SD Detects	0.288
Median Detects	0.171	CV Detects	1.079
Skewness Detects	1.606	Kurtosis Detects	2.606
Mean of Logged Detects	-1.795	SD of Logged Detects	1.165
Note: Sample size is small (e.g., <10), if data are collected using ISM approach, you should use			
guidance provided in ITRC Tech Reg Guide on ISM (ITRC, 2012) to compute statistics of interest.			
For example, you may want to use Chebyshev UCL to estimate EPC (ITRC, 2012).			
Chebyshev UCL can be computed using the Nonparametric and All UCL Options of ProUCL 5.0			
Normal GOF Test on Detects Only			
Shapiro Wilk Test Statistic	0.847	**Shapiro Wilk GOF Test**	
5% Shapiro Wilk Critical Value	0.748	Detected Data appear Normal at 5% Significance Level	
Lilliefors Test Statistic	0.305	**Lilliefors GOF Test**	
5% Lilliefors Critical Value	0.443	Detected Data appear Normal at 5% Significance Level	
Detected Data appear Normal at 5% Significance Level			
Kaplan-Meier (KM) Statistics using Normal Critical Values and other Nonparametric UCLs			
Mean	0.181	Standard Error of Mean	0.112
SD	0.238	95% KM (BCA) UCL	N/A
95% KM (t) UCL	0.406	95% KM (Percentile Bootstrap) UCL	N/A
95% KM (z) UCL	0.365	95% KM Bootstrap t UCL	N/A
90% KM Chebyshev UCL	0.517	95% KM Chebyshev UCL	0.669
97.5% KM Chebyshev UCL	0.88	99% KM Chebyshev UCL	1.295
Gamma GOF Tests on Detected Observations Only			
A-D Test Statistic	0.236	**Anderson-Darling GOF Test**	
5% A-D Critical Value	0.665	Detected data appear Gamma Distributed at 5% Significance Level	
K-S Test Statistic	0.194	**Kolmogrov-Smirnoff GOF**	
5% K-S Critical Value	0.401	Detected data appear Gamma Distributed at 5% Significance Level	
Detected data appear Gamma Distributed at 5% Significance Level			
Gamma Statistics on Detected Data Only			
k hat (MLE)	1.192	k star (bias corrected MLE)	0.465
Theta hat (MLE)	0.224	Theta star (bias corrected MLE)	0.574
nu hat (MLE)	9.539	nu star (bias corrected)	3.718
MLE Mean (bias corrected)	0.267	MLE Sd (bias corrected)	0.392
Gamma Kaplan-Meier (KM) Statistics			
k hat (KM)	0.579	nu hat (KM)	6.942
Approximate Chi Square Value (6.94, α)	2.139	Adjusted Chi Square Value (6.94, β)	1.308
95% Gamma Approximate KM-UCL (use when n>=50)	0.586	95% Gamma Adjusted KM-UCL (use when n<50)	0.959
Gamma ROS Statistics using Imputed Non-Detects			
GROS may not be used when data set has > 50% NDs with many tied observations at multiple DLs			
GROS may not be used when kstar of detected data is small such as < 0.1			
For such situations, GROS method tends to yield inflated values of UCLs and BTVs			
For gamma distributed detected data, BTVs and UCLs may be computed using gamma distribution on KM estimates			
Minimum	0.01	Mean	0.181
Maximum	0.684	Median	0.0785
SD	0.26	CV	1.432
k hat (MLE)	0.603	k star (bias corrected MLE)	0.412
Theta hat (MLE)	0.301	Theta star (bias corrected MLE)	0.44
nu hat (MLE)	7.233	nu star (bias corrected)	4.95
MLE Mean (bias corrected)	0.181	MLE Sd (bias corrected)	0.282

		Adjusted Level of Significance (β)	0.0122
Approximate Chi Square Value (4.95, α)	1.129	Adjusted Chi Square Value (4.95, β)	0.604
95% Gamma Approximate UCL (use when n>=50)	0.795	95% Gamma Adjusted UCL (use when n<50)	N/A
Lognormal GOF Test on Detected Observations Only			
Shapiro Wilk Test Statistic	1	**Shapiro Wilk GOF Test**	
5% Shapiro Wilk Critical Value	0.748	Detected Data appear Lognormal at 5% Significance Level	
Lilliefors Test Statistic	0.144	**Lilliefors GOF Test**	
5% Lilliefors Critical Value	0.443	Detected Data appear Lognormal at 5% Significance Level	
Detected Data appear Lognormal at 5% Significance Level			
Lognormal ROS Statistics Using Imputed Non-Detects			
Mean in Original Scale	0.18	Mean in Log Scale	-2.905
SD in Original Scale	0.261	SD in Log Scale	1.968
95% t UCL (assumes normality of ROS data)	0.395	95% Percentile Bootstrap UCL	0.363
95% BCA Bootstrap UCL	0.425	95% Bootstrap t UCL	0.884
95% H-UCL (Log ROS)	301.9		
UCLs using Lognormal Distribution and KM Estimates when Detected data are Lognormally Distributed			
KM Mean (logged)	-2.806	95% H-UCL (KM -Log)	26.94
KM SD (logged)	1.65	95% Critical H Value (KM-Log)	6.422
KM Standard Error of Mean (logged)	0.778		
DL/2 Statistics			
DL/2 Normal		**DL/2 Log-Transformed**	
Mean in Original Scale	0.179	Mean in Log Scale	-3.037
SD in Original Scale	0.261	SD in Log Scale	2.125
95% t UCL (Assumes normality)	0.394	95% H-Stat UCL	1072
DL/2 is not a recommended method, provided for comparisons and historical reasons			
Nonparametric Distribution Free UCL Statistics			
Detected Data appear Normal Distributed at 5% Significance Level			
Suggested UCL to Use			
95% KM (t) UCL	0.406	95% KM (Percentile Bootstrap) UCL	N/A
Warning: One or more Recommended UCL(s) not available!			
Note: Suggestions regarding the selection of a 95% UCL are provided to help the user to select the most appropriate 95% UCL.			
Recommendations are based upon data size, data distribution, and skewness.			
These recommendations are based upon the results of the simulation studies summarized in Singh, Maichle, and Lee (2006).			
However, simulations results will not cover all Real World data sets; for additional insight the user may want to consult a statistician.			
Result (chloroform_aoi-12_septic tank 1,4,11_5 ft)			
General Statistics			
Total Number of Observations	5	Number of Distinct Observations	2
Number of Detects	1	Number of Non-Detects	4
Number of Distinct Detects	1	Number of Distinct Non-Detects	1
Warning: Only one distinct data value was detected! ProUCL (or any other software) should not be used on such a data set!			
It is suggested to use alternative site specific values determined by the Project Team to estimate environmental parameters (e.g., EPC, BTV).			
The data set for variable Result (chloroform_aoi-12_septic tank 1,4,11_5 ft) was not processed!			
Result (cumene_aoi-12_septic tank 1,4,11_10 ft)			
General Statistics			
Total Number of Observations	1	Number of Distinct Observations	1
		Number of Missing Observations	0
Minimum	0.046	Mean	0.046
Maximum	0.046	Median	0.046

Warning: This data set only has 1 observations!			
Data set is too small to compute reliable and meaningful statistics and estimates!			
The data set for variable Result (cumene_aoi-12_septic tank 1,4,11_10 ft) was not processed!			
It is suggested to collect at least 8 to 10 observations before using these statistical methods!			
If possible, compute and collect Data Quality Objectives (DQO) based sample size and analytical results.			
Result (cumene_aoi-12_septic tank 1,4,11_15 ft)			
General Statistics			
Total Number of Observations	1	Number of Distinct Observations	1
		Number of Missing Observations	0
Minimum	0.019	Mean	0.019
Maximum	0.019	Median	0.019
Warning: This data set only has 1 observations!			
Data set is too small to compute reliable and meaningful statistics and estimates!			
The data set for variable Result (cumene_aoi-12_septic tank 1,4,11_15 ft) was not processed!			
It is suggested to collect at least 8 to 10 observations before using these statistical methods!			
If possible, compute and collect Data Quality Objectives (DQO) based sample size and analytical results.			
Result (cumene_aoi-9_20 ft)			
General Statistics			
Total Number of Observations	11	Number of Distinct Observations	7
Number of Detects	7	Number of Non-Detects	4
Number of Distinct Detects	6	Number of Distinct Non-Detects	1
Minimum Detect	0.025	Minimum Non-Detect	0.008
Maximum Detect	3.84	Maximum Non-Detect	0.008
Variance Detects	1.875	Percent Non-Detects	36.36%
Mean Detects	0.929	SD Detects	1.369
Median Detects	0.455	CV Detects	1.474
Skewness Detects	2.036	Kurtosis Detects	4.405
Mean of Logged Detects	-1.447	SD of Logged Detects	2.103
Normal GOF Test on Detects Only			
Shapiro Wilk Test Statistic	0.731	**Shapiro Wilk GOF Test**	
5% Shapiro Wilk Critical Value	0.803	Detected Data Not Normal at 5% Significance Level	
Lilliefors Test Statistic	0.262	**Lilliefors GOF Test**	
5% Lilliefors Critical Value	0.335	Detected Data appear Normal at 5% Significance Level	
Detected Data appear Approximate Normal at 5% Significance Level			
Kaplan-Meier (KM) Statistics using Normal Critical Values and other Nonparametric UCLs			
Mean	0.594	Standard Error of Mean	0.36
SD	1.104	95% KM (BCA) UCL	1.249
95% KM (t) UCL	1.246	95% KM (Percentile Bootstrap) UCL	1.213
95% KM (z) UCL	1.185	95% KM Bootstrap t UCL	2.405
90% KM Chebyshev UCL	1.673	95% KM Chebyshev UCL	2.161
97.5% KM Chebyshev UCL	2.839	99% KM Chebyshev UCL	4.172
Gamma GOF Tests on Detected Observations Only			
A-D Test Statistic	0.445	**Anderson-Darling GOF Test**	
5% A-D Critical Value	0.757	Detected data appear Gamma Distributed at 5% Significance Level	
K-S Test Statistic	0.273	**Kolmogrov-Smirnoff GOF**	
5% K-S Critical Value	0.329	Detected data appear Gamma Distributed at 5% Significance Level	
Detected data appear Gamma Distributed at 5% Significance Level			
Gamma Statistics on Detected Data Only			
k hat (MLE)	0.468	k star (bias corrected MLE)	0.362
Theta hat (MLE)	1.987	Theta star (bias corrected MLE)	2.563

nu hat (MLE)	6.546	nu star (bias corrected)	5.074
MLE Mean (bias corrected)	0.929	MLE Sd (bias corrected)	1.543
Gamma Kaplan-Meier (KM) Statistics			
k hat (KM)	0.289	nu hat (KM)	6.368
Approximate Chi Square Value (6.37, α)	1.831	Adjusted Chi Square Value (6.37, β)	1.463
95% Gamma Approximate KM-UCL (use when n>=50)	2.066	95% Gamma Adjusted KM-UCL (use when n<50)	2.586
Gamma ROS Statistics using Imputed Non-Detects			
GROS may not be used when data set has > 50% NDs with many tied observations at multiple DLs			
GROS may not be used when kstar of detected data is small such as < 0.1			
For such situations, GROS method tends to yield inflated values of UCLs and BTVs			
For gamma distributed detected data, BTVs and UCLs may be computed using gamma distribution on KM estimates			
Minimum	0.01	Mean	0.595
Maximum	3.84	Median	0.029
SD	1.158	CV	1.946
k hat (MLE)	0.328	k star (bias corrected MLE)	0.299
Theta hat (MLE)	1.816	Theta star (bias corrected MLE)	1.99
nu hat (MLE)	7.205	nu star (bias corrected)	6.573
MLE Mean (bias corrected)	0.595	MLE Sd (bias corrected)	1.088
		Adjusted Level of Significance (β)	0.0278
Approximate Chi Square Value (6.57, α)	1.94	Adjusted Chi Square Value (6.57, β)	1.557
95% Gamma Approximate UCL (use when n>=50)	2.016	95% Gamma Adjusted UCL (use when n<50)	2.51
Lognormal GOF Test on Detected Observations Only			
Shapiro Wilk Test Statistic	0.853	**Shapiro Wilk GOF Test**	
5% Shapiro Wilk Critical Value	0.803	Detected Data appear Lognormal at 5% Significance Level	
Lilliefors Test Statistic	0.269	**Lilliefors GOF Test**	
5% Lilliefors Critical Value	0.335	Detected Data appear Lognormal at 5% Significance Level	
Detected Data appear Lognormal at 5% Significance Level			
Lognormal ROS Statistics Using Imputed Non-Detects			
Mean in Original Scale	0.592	Mean in Log Scale	-3.441
SD in Original Scale	1.159	SD in Log Scale	3.304
95% t UCL (assumes normality of ROS data)	1.225	95% Percentile Bootstrap UCL	1.202
95% BCA Bootstrap UCL	1.487	95% Bootstrap t UCL	2.519
95% H-UCL (Log ROS)	39815		
UCLs using Lognormal Distribution and KM Estimates when Detected data are Lognormally Distributed			
KM Mean (logged)	-2.676	95% H-UCL (KM -Log)	50.69
KM SD (logged)	2.249	95% Critical H Value (KM-Log)	5.727
KM Standard Error of Mean (logged)	0.732		
DL/2 Statistics			
DL/2 Normal		**DL/2 Log-Transformed**	
Mean in Original Scale	0.593	Mean in Log Scale	-2.928
SD in Original Scale	1.159	SD in Log Scale	2.623
95% t UCL (Assumes normality)	1.226	95% H-Stat UCL	397.5
DL/2 is not a recommended method, provided for comparisons and historical reasons			
Nonparametric Distribution Free UCL Statistics			
Detected Data appear Approximate Normal Distributed at 5% Significance Level			
Suggested UCL to Use			
95% KM (t) UCL	1.246	95% KM (Percentile Bootstrap) UCL	1.213
Note: Suggestions regarding the selection of a 95% UCL are provided to help the user to select the most appropriate 95% UCL.			
Recommendations are based upon data size, data distribution, and skewness.			
These recommendations are based upon the results of the simulation studies summarized in Singh, Maichle, and Lee (2006).			
However, simulations results will not cover all Real World data sets; for additional insight the user may want to consult a statistician.			
Result (cumene_aoi-9_sg 5 ft)			
General Statistics			

Total Number of Observations	6	Number of Distinct Observations	4
Number of Detects	3	Number of Non-Detects	3
Number of Distinct Detects	3	Number of Distinct Non-Detects	1
Minimum Detect	0.061	Minimum Non-Detect	0.008
Maximum Detect	0.708	Maximum Non-Detect	0.008
Variance Detects	0.118	Percent Non-Detects	50%
Mean Detects	0.317	SD Detects	0.344
Median Detects	0.182	CV Detects	1.085
Skewness Detects	1.494	Kurtosis Detects	N/A
Mean of Logged Detects	-1.615	SD of Logged Detects	1.228
Warning: Data set has only 3 Detected Values.			
This is not enough to compute meaningful or reliable statistics and estimates.			
Note: Sample size is small (e.g., <10), if data are collected using ISM approach, you should use			
guidance provided in ITRC Tech Reg Guide on ISM (ITRC, 2012) to compute statistics of interest.			
For example, you may want to use Chebyshev UCL to estimate EPC (ITRC, 2012).			
Chebyshev UCL can be computed using the Nonparametric and All UCL Options of ProUCL 5.0			
Normal GOF Test on Detects Only			
Shapiro Wilk Test Statistic	0.884	**Shapiro Wilk GOF Test**	
5% Shapiro Wilk Critical Value	0.767	Detected Data appear Normal at 5% Significance Level	
Lilliefors Test Statistic	0.319	**Lilliefors GOF Test**	
5% Lilliefors Critical Value	0.512	Detected Data appear Normal at 5% Significance Level	
Detected Data appear Normal at 5% Significance Level			
Kaplan-Meier (KM) Statistics using Normal Critical Values and other Nonparametric UCLs			
Mean	0.163	Standard Error of Mean	0.126
SD	0.252	95% KM (BCA) UCL	N/A
95% KM (t) UCL	0.416	95% KM (Percentile Bootstrap) UCL	N/A
95% KM (z) UCL	0.369	95% KM Bootstrap t UCL	N/A
90% KM Chebyshev UCL	0.54	95% KM Chebyshev UCL	0.711
97.5% KM Chebyshev UCL	0.948	99% KM Chebyshev UCL	1.414
Gamma GOF Tests on Detected Observations Only			
Not Enough Data to Perform GOF Test			
Gamma Statistics on Detected Data Only			
k hat (MLE)	1.211	k star (bias corrected MLE)	N/A
Theta hat (MLE)	0.262	Theta star (bias corrected MLE)	N/A
nu hat (MLE)	7.268	nu star (bias corrected)	N/A
MLE Mean (bias corrected)	N/A	MLE Sd (bias corrected)	N/A
Gamma Kaplan-Meier (KM) Statistics			
k hat (KM)	0.417	nu hat (KM)	5.005
		Adjusted Level of Significance (β)	0.0122
Approximate Chi Square Value (5.01, α)	1.155	Adjusted Chi Square Value (5.01, β)	0.621
95% Gamma Approximate KM-UCL (use when n>=50)	0.704	95% Gamma Adjusted KM-UCL (use when n<50)	1.31
Lognormal GOF Test on Detected Observations Only			
Shapiro Wilk Test Statistic	0.996	**Shapiro Wilk GOF Test**	
5% Shapiro Wilk Critical Value	0.767	Detected Data appear Lognormal at 5% Significance Level	
Lilliefors Test Statistic	0.195	**Lilliefors GOF Test**	
5% Lilliefors Critical Value	0.512	Detected Data appear Lognormal at 5% Significance Level	
Detected Data appear Lognormal at 5% Significance Level			
Lognormal ROS Statistics Using Imputed Non-Detects			
Mean in Original Scale	0.161	Mean in Log Scale	-3.718
SD in Original Scale	0.277	SD in Log Scale	2.552
95% t UCL (assumes normality of ROS data)	0.388	95% Percentile Bootstrap UCL	0.365
95% BCA Bootstrap UCL	0.425	95% Bootstrap t UCL	1.505
95% H-UCL (Log ROS)	42134		

UCLs using Lognormal Distribution and KM Estimates when Detected data are Lognormally Distributed			
KM Mean (logged)	-3.222	95% H-UCL (KM -Log)	39.11
KM SD (logged)	1.756	95% Critical H Value (KM-Log)	6.808
KM Standard Error of Mean (logged)	0.878		

DL/2 Statistics			
DL/2 Normal		DL/2 Log-Transformed	
Mean in Original Scale	0.161	Mean in Log Scale	-3.568
SD in Original Scale	0.277	SD in Log Scale	2.276
95% t UCL (Assumes normality)	0.388	95% H-Stat UCL	2685

DL/2 is not a recommended method, provided for comparisons and historical reasons

Nonparametric Distribution Free UCL Statistics

Detected Data appear Normal Distributed at 5% Significance Level

Suggested UCL to Use

95% KM (t) UCL	0.416	95% KM (Percentile Bootstrap) UCL	N/A

Warning: One or more Recommended UCL(s) not available!

Note: Suggestions regarding the selection of a 95% UCL are provided to help the user to select the most appropriate 95% UCL.

Recommendations are based upon data size, data distribution, and skewness.

These recommendations are based upon the results of the simulation studies summarized in Singh, Maichle, and Lee (2006).

However, simulations results will not cover all Real World data sets; for additional insight the user may want to consult a statistician.

Result (ethyl benzene_aoi-12_septic tank 1,4,11_15 ft)

General Statistics

Total Number of Observations	1	Number of Distinct Observations	1
		Number of Missing Observations	0
Minimum	0.038	Mean	0.038
Maximum	0.038	Median	0.038

Warning: This data set only has 1 observations!

Data set is too small to compute reliable and meaningful statistics and estimates!

The data set for variable Result (ethyl benzene_aoi-12_septic tank 1,4,11_15 ft) was not processed!

It is suggested to collect at least 8 to 10 observations before using these statistical methods!

If possible, compute and collect Data Quality Objectives (DQO) based sample size and analytical results.

Result (ethyl benzene_aoi-12_septic tank 1,4,11_20 ft)

General Statistics

Total Number of Observations	5	Number of Distinct Observations	2
Number of Detects	1	Number of Non-Detects	4
Number of Distinct Detects	1	Number of Distinct Non-Detects	1

Warning: Only one distinct data value was detected! ProUCL (or any other software) should not be used on such a data set!

It is suggested to use alternative site specific values determined by the Project Team to estimate environmental parameters (e.g., EPC, BTV).

The data set for variable Result (ethyl benzene_aoi-12_septic tank 1,4,11_20 ft) was not processed!

Result (ethyl benzene_aoi-9_20 ft)

General Statistics

Total Number of Observations	11	Number of Distinct Observations	7
Number of Detects	6	Number of Non-Detects	5
Number of Distinct Detects	6	Number of Distinct Non-Detects	1
Minimum Detect	0.107	Minimum Non-Detect	0.008
Maximum Detect	78.1	Maximum Non-Detect	0.008
Variance Detects	878.8	Percent Non-Detects	45.45%
Mean Detects	18.96	SD Detects	29.64

Median Detects	10.37	CV Detects	1.564
Skewness Detects	2.207	Kurtosis Detects	5.087
Mean of Logged Detects	1.295	SD of Logged Detects	2.621
Normal GOF Test on Detects Only			
Shapiro Wilk Test Statistic	0.683	**Shapiro Wilk GOF Test**	
5% Shapiro Wilk Critical Value	0.788	Detected Data Not Normal at 5% Significance Level	
Lilliefors Test Statistic	0.392	**Lilliefors GOF Test**	
5% Lilliefors Critical Value	0.362	Detected Data Not Normal at 5% Significance Level	
Detected Data Not Normal at 5% Significance Level			
Kaplan-Meier (KM) Statistics using Normal Critical Values and other Nonparametric UCLs			
Mean	10.34	Standard Error of Mean	7.3
SD	22.1	95% KM (BCA) UCL	23.83
95% KM (t) UCL	23.57	95% KM (Percentile Bootstrap) UCL	23.22
95% KM (z) UCL	22.35	95% KM Bootstrap t UCL	51.69
90% KM Chebyshev UCL	32.24	95% KM Chebyshev UCL	42.16
97.5% KM Chebyshev UCL	55.93	99% KM Chebyshev UCL	82.98
Gamma GOF Tests on Detected Observations Only			
A-D Test Statistic	0.336	**Anderson-Darling GOF Test**	
5% A-D Critical Value	0.751	Detected data appear Gamma Distributed at 5% Significance Level	
K-S Test Statistic	0.206	**Kolmogrov-Smirnoff GOF**	
5% K-S Critical Value	0.353	Detected data appear Gamma Distributed at 5% Significance Level	
Detected data appear Gamma Distributed at 5% Significance Level			
Gamma Statistics on Detected Data Only			
k hat (MLE)	0.399	k star (bias corrected MLE)	0.311
Theta hat (MLE)	47.45	Theta star (bias corrected MLE)	60.98
nu hat (MLE)	4.794	nu star (bias corrected)	3.73
MLE Mean (bias corrected)	18.96	MLE Sd (bias corrected)	34
Gamma Kaplan-Meier (KM) Statistics			
k hat (KM)	0.219	nu hat (KM)	4.819
Approximate Chi Square Value (4.82, α)	1.069	Adjusted Chi Square Value (4.82, β)	0.814
95% Gamma Approximate KM-UCL (use when n>=50)	46.61	95% Gamma Adjusted KM-UCL (use when n<50)	61.26
Gamma ROS Statistics using Imputed Non-Detects			
GROS may not be used when data set has > 50% NDs with many tied observations at multiple DLs			
GROS may not be used when kstar of detected data is small such as < 0.1			
For such situations, GROS method tends to yield inflated values of UCLs and BTVs			
For gamma distributed detected data, BTVs and UCLs may be computed using gamma distribution on KM estimates			
Minimum	0.01	Mean	10.34
Maximum	78.1	Median	0.107
SD	23.18	CV	2.241
k hat (MLE)	0.198	k star (bias corrected MLE)	0.205
Theta hat (MLE)	52.26	Theta star (bias corrected MLE)	50.57
nu hat (MLE)	4.355	nu star (bias corrected)	4.501
MLE Mean (bias corrected)	10.34	MLE Sd (bias corrected)	22.87
		Adjusted Level of Significance (β)	0.0278
Approximate Chi Square Value (4.50, α)	0.929	Adjusted Chi Square Value (4.50, β)	0.698
95% Gamma Approximate UCL (use when n>=50)	50.12	95% Gamma Adjusted UCL (use when n<50)	66.74
Lognormal GOF Test on Detected Observations Only			
Shapiro Wilk Test Statistic	0.881	**Shapiro Wilk GOF Test**	
5% Shapiro Wilk Critical Value	0.788	Detected Data appear Lognormal at 5% Significance Level	
Lilliefors Test Statistic	0.265	**Lilliefors GOF Test**	
5% Lilliefors Critical Value	0.362	Detected Data appear Lognormal at 5% Significance Level	
Detected Data appear Lognormal at 5% Significance Level			
Lognormal ROS Statistics Using Imputed Non-Detects			
Mean in Original Scale	10.34	Mean in Log Scale	-1.991
SD in Original Scale	23.18	SD in Log Scale	4.422
95% t UCL (assumes normality of ROS data)	23.01	95% Percentile Bootstrap UCL	23.23

95% BCA Bootstrap UCL	31	95% Bootstrap t UCL	57.72
95% H-UCL (Log ROS)	9.753E+9		
UCLs using Lognormal Distribution and KM Estimates when Detected data are Lognormally Distributed			
KM Mean (logged)	-1.489	95% H-UCL (KM -Log)	1869924
KM SD (logged)	3.524	95% Critical H Value (KM-Log)	8.724
KM Standard Error of Mean (logged)	1.164		
DL/2 Statistics			
DL/2 Normal		**DL/2 Log-Transformed**	
Mean in Original Scale	10.34	Mean in Log Scale	-1.804
SD in Original Scale	23.18	SD in Log Scale	4.013
95% t UCL (Assumes normality)	23.01	95% H-Stat UCL	1.486E+8
DL/2 is not a recommended method, provided for comparisons and historical reasons			
Nonparametric Distribution Free UCL Statistics			
Detected Data appear Gamma Distributed at 5% Significance Level			
Suggested UCL to Use			
95% KM (BCA) UCL	23.83	95% GROS Adjusted Gamma UCL	66.74
95% Adjusted Gamma KM-UCL	61.26		
Note: Suggestions regarding the selection of a 95% UCL are provided to help the user to select the most appropriate 95% UCL.			
Recommendations are based upon data size, data distribution, and skewness.			
These recommendations are based upon the results of the simulation studies summarized in Singh, Maichle, and Lee (2006).			
However, simulations results will not cover all Real World data sets; for additional insight the user may want to consult a statistician.			
Result (ethyl benzene_aoi-9_sg 5 ft)			
General Statistics			
Total Number of Observations	6	Number of Distinct Observations	5
Number of Detects	4	Number of Non-Detects	2
Number of Distinct Detects	4	Number of Distinct Non-Detects	1
Minimum Detect	0.481	Minimum Non-Detect	0.008
Maximum Detect	13.5	Maximum Non-Detect	0.008
Variance Detects	38.62	Percent Non-Detects	33.33%
Mean Detects	4.253	SD Detects	6.215
Median Detects	1.515	CV Detects	1.461
Skewness Detects	1.907	Kurtosis Detects	3.659
Mean of Logged Detects	0.604	SD of Logged Detects	1.483
Note: Sample size is small (e.g., <10), if data are collected using ISM approach, you should use			
guidance provided in ITRC Tech Reg Guide on ISM (ITRC, 2012) to compute statistics of interest.			
For example, you may want to use Chebyshev UCL to estimate EPC (ITRC, 2012).			
Chebyshev UCL can be computed using the Nonparametric and All UCL Options of ProUCL 5.0			
Normal GOF Test on Detects Only			
Shapiro Wilk Test Statistic	0.73	**Shapiro Wilk GOF Test**	
5% Shapiro Wilk Critical Value	0.748	Detected Data Not Normal at 5% Significance Level	
Lilliefors Test Statistic	0.375	**Lilliefors GOF Test**	
5% Lilliefors Critical Value	0.443	Detected Data appear Normal at 5% Significance Level	
Detected Data appear Approximate Normal at 5% Significance Level			
Kaplan-Meier (KM) Statistics using Normal Critical Values and other Nonparametric UCLs			
Mean	2.838	Standard Error of Mean	2.276
SD	4.829	95% KM (BCA) UCL	N/A
95% KM (t) UCL	7.425	95% KM (Percentile Bootstrap) UCL	N/A
95% KM (z) UCL	6.582	95% KM Bootstrap t UCL	N/A
90% KM Chebyshev UCL	9.667	95% KM Chebyshev UCL	12.76
97.5% KM Chebyshev UCL	17.05	99% KM Chebyshev UCL	25.49
Gamma GOF Tests on Detected Observations Only			
A-D Test Statistic	0.418	**Anderson-Darling GOF Test**	
5% A-D Critical Value	0.672	Detected data appear Gamma Distributed at 5% Significance Level	

K-S Test Statistic	0.277	**Kolmogrov-Smirnoff GOF**	
5% K-S Critical Value	0.406	Detected data appear Gamma Distributed at 5% Significance Level	
Detected data appear Gamma Distributed at 5% Significance Level			
Gamma Statistics on Detected Data Only			
k hat (MLE)	0.714	k star (bias corrected MLE)	0.345
Theta hat (MLE)	5.953	Theta star (bias corrected MLE)	12.32
nu hat (MLE)	5.715	nu star (bias corrected)	2.762
MLE Mean (bias corrected)	4.253	MLE Sd (bias corrected)	7.238
Gamma Kaplan-Meier (KM) Statistics			
k hat (KM)	0.345	nu hat (KM)	4.145
Approximate Chi Square Value (4.14, α)	0.78	Adjusted Chi Square Value (4.14, β)	0.386
95% Gamma Approximate KM-UCL (use when n>=50)	15.08	95% Gamma Adjusted KM-UCL (use when n<50)	30.47
Gamma ROS Statistics using Imputed Non-Detects			
GROS may not be used when data set has > 50% NDs with many tied observations at multiple DLs			
GROS may not be used when kstar of detected data is small such as < 0.1			
For such situations, GROS method tends to yield inflated values of UCLs and BTVs			
For gamma distributed detected data, BTVs and UCLs may be computed using gamma distribution on KM estimates			
Minimum	0.01	Mean	2.839
Maximum	13.5	Median	0.621
SD	5.289	CV	1.863
k hat (MLE)	0.315	k star (bias corrected MLE)	0.268
Theta hat (MLE)	9.025	Theta star (bias corrected MLE)	10.58
nu hat (MLE)	3.774	nu star (bias corrected)	3.22
MLE Mean (bias corrected)	2.839	MLE Sd (bias corrected)	5.479
		Adjusted Level of Significance (β)	0.0122
Approximate Chi Square Value (3.22, α)	0.441	Adjusted Chi Square Value (3.22, β)	0.2
95% Gamma Approximate UCL (use when n>=50)	20.75	95% Gamma Adjusted UCL (use when n<50)	N/A
Lognormal GOF Test on Detected Observations Only			
Shapiro Wilk Test Statistic	0.928	**Shapiro Wilk GOF Test**	
5% Shapiro Wilk Critical Value	0.748	Detected Data appear Lognormal at 5% Significance Level	
Lilliefors Test Statistic	0.223	**Lilliefors GOF Test**	
5% Lilliefors Critical Value	0.443	Detected Data appear Lognormal at 5% Significance Level	
Detected Data appear Lognormal at 5% Significance Level			
Lognormal ROS Statistics Using Imputed Non-Detects			
Mean in Original Scale	2.846	Mean in Log Scale	-0.791
SD in Original Scale	5.284	SD in Log Scale	2.482
95% t UCL (assumes normality of ROS data)	7.193	95% Percentile Bootstrap UCL	6.882
95% BCA Bootstrap UCL	7.509	95% Bootstrap t UCL	45.34
95% H-UCL (Log ROS)	364894		
UCLs using Lognormal Distribution and KM Estimates when Detected data are Lognormally Distributed			
KM Mean (logged)	-1.207	95% H-UCL (KM -Log)	6326727
KM SD (logged)	2.767	95% Critical H Value (KM-Log)	10.54
KM Standard Error of Mean (logged)	1.304		
DL/2 Statistics			
DL/2 Normal		**DL/2 Log-Transformed**	
Mean in Original Scale	2.837	Mean in Log Scale	-1.438
SD in Original Scale	5.29	SD in Log Scale	3.365
95% t UCL (Assumes normality)	7.189	95% H-Stat UCL	1.507E+10
DL/2 is not a recommended method, provided for comparisons and historical reasons			
Nonparametric Distribution Free UCL Statistics			
Detected Data appear Approximate Normal Distributed at 5% Significance Level			
Suggested UCL to Use			
95% KM (t) UCL	7.425	95% KM (Percentile Bootstrap) UCL	N/A
Warning: One or more Recommended UCL(s) not available!			

Note: Suggestions regarding the selection of a 95% UCL are provided to help the user to select the most appropriate 95% UCL.			
Recommendations are based upon data size, data distribution, and skewness.			
These recommendations are based upon the results of the simulation studies summarized in Singh, Maichle, and Lee (2006).			
However, simulations results will not cover all Real World data sets; for additional insight the user may want to consult a statistician.			
Result (naphthalene_aoi-12_septic tank 1,4,11_10 ft)			
General Statistics			
Total Number of Observations	1	Number of Distinct Observations	1
		Number of Missing Observations	0
Minimum	0.064	Mean	0.064
Maximum	0.064	Median	0.064
Warning: This data set only has 1 observations!			
Data set is too small to compute reliable and meaningful statistics and estimates!			
The data set for variable Result (naphthalene_aoi-12_septic tank 1,4,11_10 ft) was not processed!			
It is suggested to collect at least 8 to 10 observations before using these statistical methods!			
If possible, compute and collect Data Quality Objectives (DQO) based sample size and analytical results.			
Result (naphthalene_aoi-12_septic tank 1,4,11_15 ft)			
General Statistics			
Total Number of Observations	1	Number of Distinct Observations	1
		Number of Missing Observations	0
Minimum	0.043	Mean	0.043
Maximum	0.043	Median	0.043
Warning: This data set only has 1 observations!			
Data set is too small to compute reliable and meaningful statistics and estimates!			
The data set for variable Result (naphthalene_aoi-12_septic tank 1,4,11_15 ft) was not processed!			
It is suggested to collect at least 8 to 10 observations before using these statistical methods!			
If possible, compute and collect Data Quality Objectives (DQO) based sample size and analytical results.			
Result (naphthalene_aoi-9_20 ft)			
General Statistics			
Total Number of Observations	11	Number of Distinct Observations	8
Number of Detects	6	Number of Non-Detects	5
Number of Distinct Detects	6	Number of Distinct Non-Detects	2
Minimum Detect	0.041	Minimum Non-Detect	0.008
Maximum Detect	2.02	Maximum Non-Detect	0.04
Variance Detects	0.588	Percent Non-Detects	45.45%
Mean Detects	0.493	SD Detects	0.767
Median Detects	0.209	CV Detects	1.556
Skewness Detects	2.197	Kurtosis Detects	4.999
Mean of Logged Detects	-1.685	SD of Logged Detects	1.542
Normal GOF Test on Detects Only			
Shapiro Wilk Test Statistic	0.669	**Shapiro Wilk GOF Test**	
5% Shapiro Wilk Critical Value	0.788	Detected Data Not Normal at 5% Significance Level	
Lilliefors Test Statistic	0.369	**Lilliefors GOF Test**	
5% Lilliefors Critical Value	0.362	Detected Data Not Normal at 5% Significance Level	
Detected Data Not Normal at 5% Significance Level			
Kaplan-Meier (KM) Statistics using Normal Critical Values and other Nonparametric UCLs			
Mean	0.272	Standard Error of Mean	0.188
SD	0.571	95% KM (BCA) UCL	0.607
95% KM (t) UCL	0.614	95% KM (Percentile Bootstrap) UCL	0.604

95% KM (z) UCL	0.582	95% KM Bootstrap t UCL	1.486
90% KM Chebyshev UCL	0.838	95% KM Chebyshev UCL	1.094
97.5% KM Chebyshev UCL	1.449	99% KM Chebyshev UCL	2.147
Gamma GOF Tests on Detected Observations Only			
A-D Test Statistic	0.522	**Anderson-Darling GOF Test**	
5% A-D Critical Value	0.728	Detected data appear Gamma Distributed at 5% Significance Level	
K-S Test Statistic	0.285	**Kolmogrov-Smirnoff GOF**	
5% K-S Critical Value	0.346	Detected data appear Gamma Distributed at 5% Significance Level	
Detected data appear Gamma Distributed at 5% Significance Level			
Gamma Statistics on Detected Data Only			
k hat (MLE)	0.628	k star (bias corrected MLE)	0.425
Theta hat (MLE)	0.785	Theta star (bias corrected MLE)	1.159
nu hat (MLE)	7.537	nu star (bias corrected)	5.102
MLE Mean (bias corrected)	0.493	MLE Sd (bias corrected)	0.756
Gamma Kaplan-Meier (KM) Statistics			
k hat (KM)	0.228	nu hat (KM)	5.017
Approximate Chi Square Value (5.02, α)	1.16	Adjusted Chi Square Value (5.02, β)	0.889
95% Gamma Approximate KM-UCL (use when n>=50)	1.178	95% Gamma Adjusted KM-UCL (use when n<50)	1.537
Gamma ROS Statistics using Imputed Non-Detects			
GROS may not be used when data set has > 50% NDs with many tied observations at multiple DLs			
GROS may not be used when kstar of detected data is small such as < 0.1			
For such situations, GROS method tends to yield inflated values of UCLs and BTVs			
For gamma distributed detected data, BTVs and UCLs may be computed using gamma distribution on KM estimates			
Minimum	0.01	Mean	0.273
Maximum	2.02	Median	0.041
SD	0.598	CV	2.187
k hat (MLE)	0.386	k star (bias corrected MLE)	0.341
Theta hat (MLE)	0.708	Theta star (bias corrected MLE)	0.801
nu hat (MLE)	8.489	nu star (bias corrected)	7.507
MLE Mean (bias corrected)	0.273	MLE Sd (bias corrected)	0.468
		Adjusted Level of Significance (β)	0.0278
Approximate Chi Square Value (7.51, α)	2.453	Adjusted Chi Square Value (7.51, β)	2.009
95% Gamma Approximate UCL (use when n>=50)	0.837	95% Gamma Adjusted UCL (use when n<50)	1.022
Lognormal GOF Test on Detected Observations Only			
Shapiro Wilk Test Statistic	0.883	**Shapiro Wilk GOF Test**	
5% Shapiro Wilk Critical Value	0.788	Detected Data appear Lognormal at 5% Significance Level	
Lilliefors Test Statistic	0.268	**Lilliefors GOF Test**	
5% Lilliefors Critical Value	0.362	Detected Data appear Lognormal at 5% Significance Level	
Detected Data appear Lognormal at 5% Significance Level			
Lognormal ROS Statistics Using Imputed Non-Detects			
Mean in Original Scale	0.27	Mean in Log Scale	-3.697
SD in Original Scale	0.599	SD in Log Scale	2.653
95% t UCL (assumes normality of ROS data)	0.598	95% Percentile Bootstrap UCL	0.601
95% BCA Bootstrap UCL	0.812	95% Bootstrap t UCL	1.531
95% H-UCL (Log ROS)	224.6		
UCLs using Lognormal Distribution and KM Estimates when Detected data are Lognormally Distributed			
KM Mean (logged)	-3.114	95% H-UCL (KM -Log)	4.715
KM SD (logged)	1.879	95% Critical H Value (KM-Log)	4.878
KM Standard Error of Mean (logged)	0.621		
DL/2 Statistics			
DL/2 Normal		**DL/2 Log-Transformed**	
Mean in Original Scale	0.272	Mean in Log Scale	-3.282
SD in Original Scale	0.599	SD in Log Scale	2.183
95% t UCL (Assumes normality)	0.599	95% H-Stat UCL	19.08
DL/2 is not a recommended method, provided for comparisons and historical reasons			

Nonparametric Distribution Free UCL Statistics			
Detected Data appear Gamma Distributed at 5% Significance Level			
Suggested UCL to Use			
95% KM (BCA) UCL	0.607	95% GROS Adjusted Gamma UCL	1.022
95% Adjusted Gamma KM-UCL	1.537		
Note: Suggestions regarding the selection of a 95% UCL are provided to help the user to select the most appropriate 95% UCL.			
Recommendations are based upon data size, data distribution, and skewness.			
These recommendations are based upon the results of the simulation studies summarized in Singh, Maichle, and Lee (2006).			
However, simulations results will not cover all Real World data sets; for additional insight the user may want to consult a statistician.			
Result (naphthalene_aoi-9_sg 5 ft)			
General Statistics			
Total Number of Observations	6	Number of Distinct Observations	4
Number of Detects	3	Number of Non-Detects	3
Number of Distinct Detects	3	Number of Distinct Non-Detects	1
Minimum Detect	0.06	Minimum Non-Detect	0.008
Maximum Detect	1.73	Maximum Non-Detect	0.008
Variance Detects	0.859	Percent Non-Detects	50%
Mean Detects	0.663	SD Detects	0.927
Median Detects	0.199	CV Detects	1.398
Skewness Detects	1.688	Kurtosis Detects	N/A
Mean of Logged Detects	-1.293	SD of Logged Detects	1.704
Warning: Data set has only 3 Detected Values.			
This is not enough to compute meaningful or reliable statistics and estimates.			
Note: Sample size is small (e.g., <10), if data are collected using ISM approach, you should use			
guidance provided in ITRC Tech Reg Guide on ISM (ITRC, 2012) to compute statistics of interest.			
For example, you may want to use Chebyshev UCL to estimate EPC (ITRC, 2012).			
Chebyshev UCL can be computed using the Nonparametric and All UCL Options of ProUCL 5.0			
Normal GOF Test on Detects Only			
Shapiro Wilk Test Statistic	0.812	**Shapiro Wilk GOF Test**	
5% Shapiro Wilk Critical Value	0.767	Detected Data appear Normal at 5% Significance Level	
Lilliefors Test Statistic	0.358	**Lilliefors GOF Test**	
5% Lilliefors Critical Value	0.512	Detected Data appear Normal at 5% Significance Level	
Detected Data appear Normal at 5% Significance Level			
Kaplan-Meier (KM) Statistics using Normal Critical Values and other Nonparametric UCLs			
Mean	0.336	Standard Error of Mean	0.314
SD	0.627	95% KM (BCA) UCL	N/A
95% KM (t) UCL	0.968	95% KM (Percentile Bootstrap) UCL	N/A
95% KM (z) UCL	0.851	95% KM Bootstrap t UCL	N/A
90% KM Chebyshev UCL	1.276	95% KM Chebyshev UCL	1.703
97.5% KM Chebyshev UCL	2.294	99% KM Chebyshev UCL	3.456
Gamma GOF Tests on Detected Observations Only			
Not Enough Data to Perform GOF Test			
Gamma Statistics on Detected Data Only			
k hat (MLE)	0.687	k star (bias corrected MLE)	N/A
Theta hat (MLE)	0.965	Theta star (bias corrected MLE)	N/A
nu hat (MLE)	4.121	nu star (bias corrected)	N/A
MLE Mean (bias corrected)	N/A	MLE Sd (bias corrected)	N/A
Gamma Kaplan-Meier (KM) Statistics			
k hat (KM)	0.286	nu hat (KM)	3.433
		Adjusted Level of Significance (β)	0.0122
Approximate Chi Square Value (3.43, α)	0.511	Adjusted Chi Square Value (3.43, β)	0.236
95% Gamma Approximate KM-UCL (use when n>=50)	2.252	95% Gamma Adjusted KM-UCL (use when n<50)	4.889

Lognormal GOF Test on Detected Observations Only			
Shapiro Wilk Test Statistic	0.973	**Shapiro Wilk GOF Test**	
5% Shapiro Wilk Critical Value	0.767	Detected Data appear Lognormal at 5% Significance Level	
Lilliefors Test Statistic	0.241	**Lilliefors GOF Test**	
5% Lilliefors Critical Value	0.512	Detected Data appear Lognormal at 5% Significance Level	
Detected Data appear Lognormal at 5% Significance Level			
Lognormal ROS Statistics Using Imputed Non-Detects			
Mean in Original Scale	0.332	Mean in Log Scale	-4.201
SD in Original Scale	0.689	SD in Log Scale	3.53
95% t UCL (assumes normality of ROS data)	0.899	95% Percentile Bootstrap UCL	0.875
95% BCA Bootstrap UCL	1.154	95% Bootstrap t UCL	9.417
95% H-UCL (Log ROS)	1.131E+10		
UCLs using Lognormal Distribution and KM Estimates when Detected data are Lognormally Distributed			
KM Mean (logged)	-3.061	95% H-UCL (KM -Log)	414.5
KM SD (logged)	2.023	95% Critical H Value (KM-Log)	7.785
KM Standard Error of Mean (logged)	1.011		
DL/2 Statistics			
DL/2 Normal		**DL/2 Log-Transformed**	
Mean in Original Scale	0.334	Mean in Log Scale	-3.407
SD in Original Scale	0.688	SD in Log Scale	2.554
95% t UCL (Assumes normality)	0.9	95% H-Stat UCL	59194
DL/2 is not a recommended method, provided for comparisons and historical reasons			
Nonparametric Distribution Free UCL Statistics			
Detected Data appear Normal Distributed at 5% Significance Level			
Suggested UCL to Use			
95% KM (t) UCL	0.968	95% KM (Percentile Bootstrap) UCL	N/A
Warning: One or more Recommended UCL(s) not available!			
Note: Suggestions regarding the selection of a 95% UCL are provided to help the user to select the most appropriate 95% UCL.			
Recommendations are based upon data size, data distribution, and skewness.			
These recommendations are based upon the results of the simulation studies summarized in Singh, Maichle, and Lee (2006).			
However, simulations results will not cover all Real World data sets; for additional insight the user may want to consult a statistician.			
Result (n-butylbenzene_aoi-9_20 ft)			
General Statistics			
Total Number of Observations	11	Number of Distinct Observations	7
Number of Detects	6	Number of Non-Detects	5
Number of Distinct Detects	6	Number of Distinct Non-Detects	1
Minimum Detect	0.018	Minimum Non-Detect	0.008
Maximum Detect	1.91	Maximum Non-Detect	0.008
Variance Detects	0.428	Percent Non-Detects	45.45%
Mean Detects	0.818	SD Detects	0.654
Median Detects	0.844	CV Detects	0.799
Skewness Detects	0.718	Kurtosis Detects	1.01
Mean of Logged Detects	-0.818	SD of Logged Detects	1.672
Normal GOF Test on Detects Only			
Shapiro Wilk Test Statistic	0.947	**Shapiro Wilk GOF Test**	
5% Shapiro Wilk Critical Value	0.788	Detected Data appear Normal at 5% Significance Level	
Lilliefors Test Statistic	0.237	**Lilliefors GOF Test**	
5% Lilliefors Critical Value	0.362	Detected Data appear Normal at 5% Significance Level	
Detected Data appear Normal at 5% Significance Level			
Kaplan-Meier (KM) Statistics using Normal Critical Values and other Nonparametric UCLs			
Mean	0.45	Standard Error of Mean	0.197
SD	0.598	95% KM (BCA) UCL	0.773
95% KM (t) UCL	0.808	95% KM (Percentile Bootstrap) UCL	0.768

95% KM (z) UCL	0.774	95% KM Bootstrap t UCL	0.866
90% KM Chebyshev UCL	1.042	95% KM Chebyshev UCL	1.31
97.5% KM Chebyshev UCL	1.682	99% KM Chebyshev UCL	2.414
Gamma GOF Tests on Detected Observations Only			
A-D Test Statistic	0.425	**Anderson-Darling GOF Test**	
5% A-D Critical Value	0.716	Detected data appear Gamma Distributed at 5% Significance Level	
K-S Test Statistic	0.262	**Kolmogrov-Smirnoff GOF**	
5% K-S Critical Value	0.341	Detected data appear Gamma Distributed at 5% Significance Level	
Detected data appear Gamma Distributed at 5% Significance Level			
Gamma Statistics on Detected Data Only			
k hat (MLE)	0.942	k star (bias corrected MLE)	0.582
Theta hat (MLE)	0.868	Theta star (bias corrected MLE)	1.405
nu hat (MLE)	11.31	nu star (bias corrected)	6.988
MLE Mean (bias corrected)	0.818	MLE Sd (bias corrected)	1.072
Gamma Kaplan-Meier (KM) Statistics			
k hat (KM)	0.567	nu hat (KM)	12.47
Approximate Chi Square Value (12.47, α)	5.536	Adjusted Chi Square Value (12.47, β)	4.805
95% Gamma Approximate KM-UCL (use when n>=50)	1.013	95% Gamma Adjusted KM-UCL (use when n<50)	1.167
Gamma ROS Statistics using Imputed Non-Detects			
GROS may not be used when data set has > 50% NDs with many tied observations at multiple DLs			
GROS may not be used when kstar of detected data is small such as < 0.1			
For such situations, GROS method tends to yield inflated values of UCLs and BTVs			
For gamma distributed detected data, BTVs and UCLs may be computed using gamma distribution on KM estimates			
Minimum	0.01	Mean	0.451
Maximum	1.91	Median	0.018
SD	0.626	CV	1.389
k hat (MLE)	0.381	k star (bias corrected MLE)	0.337
Theta hat (MLE)	1.184	Theta star (bias corrected MLE)	1.336
nu hat (MLE)	8.375	nu star (bias corrected)	7.424
MLE Mean (bias corrected)	0.451	MLE Sd (bias corrected)	0.776
		Adjusted Level of Significance (β)	0.0278
Approximate Chi Square Value (7.42, α)	2.406	Adjusted Chi Square Value (7.42, β)	1.967
95% Gamma Approximate UCL (use when n>=50)	1.391	95% Gamma Adjusted UCL (use when n<50)	1.701
Lognormal GOF Test on Detected Observations Only			
Shapiro Wilk Test Statistic	0.798	**Shapiro Wilk GOF Test**	
5% Shapiro Wilk Critical Value	0.788	Detected Data appear Lognormal at 5% Significance Level	
Lilliefors Test Statistic	0.285	**Lilliefors GOF Test**	
5% Lilliefors Critical Value	0.362	Detected Data appear Lognormal at 5% Significance Level	
Detected Data appear Lognormal at 5% Significance Level			
Lognormal ROS Statistics Using Imputed Non-Detects			
Mean in Original Scale	0.452	Mean in Log Scale	-2.666
SD in Original Scale	0.625	SD in Log Scale	2.549
95% t UCL (assumes normality of ROS data)	0.793	95% Percentile Bootstrap UCL	0.769
95% BCA Bootstrap UCL	0.845	95% Bootstrap t UCL	0.972
95% H-UCL (Log ROS)	318.5		
UCLs using Lognormal Distribution and KM Estimates when Detected data are Lognormally Distributed			
KM Mean (logged)	-2.641	95% H-UCL (KM -Log)	67.77
KM SD (logged)	2.293	95% Critical H Value (KM-Log)	5.829
KM Standard Error of Mean (logged)	0.757		
DL/2 Statistics			
DL/2 Normal		**DL/2 Log-Transformed**	
Mean in Original Scale	0.448	Mean in Log Scale	-2.956
SD in Original Scale	0.628	SD in Log Scale	2.726
95% t UCL (Assumes normality)	0.791	95% H-Stat UCL	779.8
DL/2 is not a recommended method, provided for comparisons and historical reasons			

Nonparametric Distribution Free UCL Statistics			
Detected Data appear Normal Distributed at 5% Significance Level			
Suggested UCL to Use			
95% KM (t) UCL	0.808	95% KM (Percentile Bootstrap) UCL	0.768
Note: Suggestions regarding the selection of a 95% UCL are provided to help the user to select the most appropriate 95% UCL.			
Recommendations are based upon data size, data distribution, and skewness.			
These recommendations are based upon the results of the simulation studies summarized in Singh, Maichle, and Lee (2006).			
However, simulations results will not cover all Real World data sets; for additional insight the user may want to consult a statistician.			
Result (n-butylbenzene_aoi-9_sg 5 ft)			
General Statistics			
Total Number of Observations	6	Number of Distinct Observations	4
Number of Detects	3	Number of Non-Detects	3
Number of Distinct Detects	3	Number of Distinct Non-Detects	1
Minimum Detect	0.044	Minimum Non-Detect	0.008
Maximum Detect	0.443	Maximum Non-Detect	0.008
Variance Detects	0.0401	Percent Non-Detects	50%
Mean Detects	0.233	SD Detects	0.2
Median Detects	0.213	CV Detects	0.858
Skewness Detects	0.452	Kurtosis Detects	N/A
Mean of Logged Detects	-1.828	SD of Logged Detects	1.18
Warning: Data set has only 3 Detected Values.			
This is not enough to compute meaningful or reliable statistics and estimates.			
Note: Sample size is small (e.g., <10), if data are collected using ISM approach, you should use			
guidance provided in ITRC Tech Reg Guide on ISM (ITRC, 2012) to compute statistics of interest.			
For example, you may want to use Chebyshev UCL to estimate EPC (ITRC, 2012).			
Chebyshev UCL can be computed using the Nonparametric and All UCL Options of ProUCL 5.0			
Normal GOF Test on Detects Only			
Shapiro Wilk Test Statistic	0.992	**Shapiro Wilk GOF Test**	
5% Shapiro Wilk Critical Value	0.767	Detected Data appear Normal at 5% Significance Level	
Lilliefors Test Statistic	0.207	**Lilliefors GOF Test**	
5% Lilliefors Critical Value	0.512	Detected Data appear Normal at 5% Significance Level	
Detected Data appear Normal at 5% Significance Level			
Kaplan-Meier (KM) Statistics using Normal Critical Values and other Nonparametric UCLs			
Mean	0.121	Standard Error of Mean	0.0807
SD	0.161	95% KM (BCA) UCL	N/A
95% KM (t) UCL	0.283	95% KM (Percentile Bootstrap) UCL	N/A
95% KM (z) UCL	0.253	95% KM Bootstrap t UCL	N/A
90% KM Chebyshev UCL	0.363	95% KM Chebyshev UCL	0.473
97.5% KM Chebyshev UCL	0.625	99% KM Chebyshev UCL	0.924
Gamma GOF Tests on Detected Observations Only			
Not Enough Data to Perform GOF Test			
Gamma Statistics on Detected Data Only			
k hat (MLE)	1.486	k star (bias corrected MLE)	N/A
Theta hat (MLE)	0.157	Theta star (bias corrected MLE)	N/A
nu hat (MLE)	8.916	nu star (bias corrected)	N/A
MLE Mean (bias corrected)	N/A	MLE Sd (bias corrected)	N/A
Gamma Kaplan-Meier (KM) Statistics			
k hat (KM)	0.559	nu hat (KM)	6.704
		Adjusted Level of Significance (β)	0.0122
Approximate Chi Square Value (6.70, α)	2.009	Adjusted Chi Square Value (6.70, β)	1.214
95% Gamma Approximate KM-UCL (use when n>=50)	0.403	95% Gamma Adjusted KM-UCL (use when n<50)	0.666

Lognormal GOF Test on Detected Observations Only			
Shapiro Wilk Test Statistic	0.957	**Shapiro Wilk GOF Test**	
5% Shapiro Wilk Critical Value	0.767	Detected Data appear Lognormal at 5% Significance Level	
Lilliefors Test Statistic	0.261	**Lilliefors GOF Test**	
5% Lilliefors Critical Value	0.512	Detected Data appear Lognormal at 5% Significance Level	
Detected Data appear Lognormal at 5% Significance Level			
Lognormal ROS Statistics Using Imputed Non-Detects			
Mean in Original Scale	0.119	Mean in Log Scale	-3.764
SD in Original Scale	0.178	SD in Log Scale	2.359
95% t UCL (assumes normality of ROS data)	0.266	95% Percentile Bootstrap UCL	0.231
95% BCA Bootstrap UCL	0.272	95% Bootstrap t UCL	1.106
95% H-UCL (Log ROS)	5098		
UCLs using Lognormal Distribution and KM Estimates when Detected data are Lognormally Distributed			
KM Mean (logged)	-3.328	95% H-UCL (KM -Log)	15.71
KM SD (logged)	1.648	95% Critical H Value (KM-Log)	6.413
KM Standard Error of Mean (logged)	0.824		
DL/2 Statistics			
DL/2 Normal		**DL/2 Log-Transformed**	
Mean in Original Scale	0.119	Mean in Log Scale	-3.675
SD in Original Scale	0.178	SD in Log Scale	2.156
95% t UCL (Assumes normality)	0.265	95% H-Stat UCL	757.5
DL/2 is not a recommended method, provided for comparisons and historical reasons			
Nonparametric Distribution Free UCL Statistics			
Detected Data appear Normal Distributed at 5% Significance Level			
Suggested UCL to Use			
95% KM (t) UCL	0.283	95% KM (Percentile Bootstrap) UCL	N/A
Warning: One or more Recommended UCL(s) not available!			
Note: Suggestions regarding the selection of a 95% UCL are provided to help the user to select the most appropriate 95% UCL.			
Recommendations are based upon data size, data distribution, and skewness.			
These recommendations are based upon the results of the simulation studies summarized in Singh, Maichle, and Lee (2006).			
However, simulations results will not cover all Real World data sets; for additional insight the user may want to consult a statistician.			
Result (n-propylbenzene_aoi-12_septic tank 1,4,11_10 ft)			
General Statistics			
Total Number of Observations	1	Number of Distinct Observations	1
		Number of Missing Observations	0
Minimum	0.014	Mean	0.014
Maximum	0.014	Median	0.014
Warning: This data set only has 1 observations!			
Data set is too small to compute reliable and meaningful statistics and estimates!			
The data set for variable Result (n-propylbenzene_aoi-12_septic tank 1,4,11_10 ft) was not processed!			
It is suggested to collect at least 8 to 10 observations before using these statistical methods!			
If possible, compute and collect Data Quality Objectives (DQO) based sample size and analytical results.			
Result (n-propylbenzene_aoi-12_septic tank 1,4,11_20 ft)			
General Statistics			
Total Number of Observations	5	Number of Distinct Observations	2
Number of Detects	1	Number of Non-Detects	4
Number of Distinct Detects	1	Number of Distinct Non-Detects	1
Warning: Only one distinct data value was detected! ProUCL (or any other software) should not be used on such a data set!			
It is suggested to use alternative site specific values determined by the Project Team to estimate environmental parameters (e.g., EPC, BTV).			

The data set for variable Result (n-propylbenzene_aoi-12_septic tank 1,4,11_20 ft) was not processed!			
Result (n-propylbenzene_aoi-9_20 ft)			
General Statistics			
Total Number of Observations	11	Number of Distinct Observations	6
Number of Detects	5	Number of Non-Detects	6
Number of Distinct Detects	5	Number of Distinct Non-Detects	1
Minimum Detect	0.017	Minimum Non-Detect	0.008
Maximum Detect	10.4	Maximum Non-Detect	0.008
Variance Detects	15.7	Percent Non-Detects	54.55%
Mean Detects	3.847	SD Detects	3.963
Median Detects	2.9	CV Detects	1.03
Skewness Detects	1.443	Kurtosis Detects	2.529
Mean of Logged Detects	0.266	SD of Logged Detects	2.511
Normal GOF Test on Detects Only			
Shapiro Wilk Test Statistic	0.887	**Shapiro Wilk GOF Test**	
5% Shapiro Wilk Critical Value	0.762	Detected Data appear Normal at 5% Significance Level	
Lilliefors Test Statistic	0.272	**Lilliefors GOF Test**	
5% Lilliefors Critical Value	0.396	Detected Data appear Normal at 5% Significance Level	
Detected Data appear Normal at 5% Significance Level			
Kaplan-Meier (KM) Statistics using Normal Critical Values and other Nonparametric UCLs			
Mean	1.753	Standard Error of Mean	1.032
SD	3.06	95% KM (BCA) UCL	3.541
95% KM (t) UCL	3.623	95% KM (Percentile Bootstrap) UCL	3.396
95% KM (z) UCL	3.45	95% KM Bootstrap t UCL	4.463
90% KM Chebyshev UCL	4.848	95% KM Chebyshev UCL	6.25
97.5% KM Chebyshev UCL	8.196	99% KM Chebyshev UCL	12.02
Gamma GOF Tests on Detected Observations Only			
A-D Test Statistic	0.382	**Anderson-Darling GOF Test**	
5% A-D Critical Value	0.707	Detected data appear Gamma Distributed at 5% Significance Level	
K-S Test Statistic	0.278	**Kolmogrov-Smirnoff GOF**	
5% K-S Critical Value	0.37	Detected data appear Gamma Distributed at 5% Significance Level	
Detected data appear Gamma Distributed at 5% Significance Level			
Gamma Statistics on Detected Data Only			
k hat (MLE)	0.575	k star (bias corrected MLE)	0.363
Theta hat (MLE)	6.689	Theta star (bias corrected MLE)	10.59
nu hat (MLE)	5.752	nu star (bias corrected)	3.634
MLE Mean (bias corrected)	3.847	MLE Sd (bias corrected)	6.382
Gamma Kaplan-Meier (KM) Statistics			
k hat (KM)	0.328	nu hat (KM)	7.22
Approximate Chi Square Value (7.22, α)	2.292	Adjusted Chi Square Value (7.22, β)	1.867
95% Gamma Approximate KM-UCL (use when n>=50)	5.522	95% Gamma Adjusted KM-UCL (use when n<50)	6.782
Gamma ROS Statistics using Imputed Non-Detects			
GROS may not be used when data set has > 50% NDs with many tied observations at multiple DLs			
GROS may not be used when kstar of detected data is small such as < 0.1			
For such situations, GROS method tends to yield inflated values of UCLs and BTVs			
For gamma distributed detected data, BTVs and UCLs may be computed using gamma distribution on KM estimates			
Minimum	0.01	Mean	1.754
Maximum	10.4	Median	0.01
SD	3.209	CV	1.829
k hat (MLE)	0.242	k star (bias corrected MLE)	0.236
Theta hat (MLE)	7.254	Theta star (bias corrected MLE)	7.418
nu hat (MLE)	5.32	nu star (bias corrected)	5.203
MLE Mean (bias corrected)	1.754	MLE Sd (bias corrected)	3.607
		Adjusted Level of Significance (β)	0.0278

Approximate Chi Square Value (5.20, α)	1.247	Adjusted Chi Square Value (5.20, β)	0.962
95% Gamma Approximate UCL (use when n>=50)	7.319	95% Gamma Adjusted UCL (use when n<50)	9.483
Lognormal GOF Test on Detected Observations Only			
Shapiro Wilk Test Statistic	0.791	**Shapiro Wilk GOF Test**	
5% Shapiro Wilk Critical Value	0.762	Detected Data appear Lognormal at 5% Significance Level	
Lilliefors Test Statistic	0.35	**Lilliefors GOF Test**	
5% Lilliefors Critical Value	0.396	Detected Data appear Lognormal at 5% Significance Level	
Detected Data appear Lognormal at 5% Significance Level			
Lognormal ROS Statistics Using Imputed Non-Detects			
Mean in Original Scale	1.752	Mean in Log Scale	-3.431
SD in Original Scale	3.21	SD in Log Scale	4.197
95% t UCL (assumes normality of ROS data)	3.506	95% Percentile Bootstrap UCL	3.429
95% BCA Bootstrap UCL	4.162	95% Bootstrap t UCL	6.085
95% H-UCL (Log ROS)	1.982E+8		
UCLs using Lognormal Distribution and KM Estimates when Detected data are Lognormally Distributed			
KM Mean (logged)	-2.512	95% H-UCL (KM -Log)	6290
KM SD (logged)	2.954	95% Critical H Value (KM-Log)	7.381
KM Standard Error of Mean (logged)	0.996		
DL/2 Statistics			
DL/2 Normal		**DL/2 Log-Transformed**	
Mean in Original Scale	1.751	Mean in Log Scale	-2.891
SD in Original Scale	3.211	SD in Log Scale	3.414
95% t UCL (Assumes normality)	3.506	95% H-Stat UCL	176040
DL/2 is not a recommended method, provided for comparisons and historical reasons			
Nonparametric Distribution Free UCL Statistics			
Detected Data appear Normal Distributed at 5% Significance Level			
Suggested UCL to Use			
95% KM (t) UCL	3.623	95% KM (Percentile Bootstrap) UCL	3.396
Note: Suggestions regarding the selection of a 95% UCL are provided to help the user to select the most appropriate 95% UCL.			
Recommendations are based upon data size, data distribution, and skewness.			
These recommendations are based upon the results of the simulation studies summarized in Singh, Maichle, and Lee (2006).			
However, simulations results will not cover all Real World data sets; for additional insight the user may want to consult a statistician.			
Result (n-propylbenzene_aoi-9_sg 5 ft)			
General Statistics			
Total Number of Observations	6	Number of Distinct Observations	5
Number of Detects	4	Number of Non-Detects	2
Number of Distinct Detects	4	Number of Distinct Non-Detects	1
Minimum Detect	0.026	Minimum Non-Detect	0.008
Maximum Detect	2.63	Maximum Non-Detect	0.008
Variance Detects	1.484	Percent Non-Detects	33.33%
Mean Detects	0.848	SD Detects	1.218
Median Detects	0.367	CV Detects	1.437
Skewness Detects	1.73	Kurtosis Detects	2.939
Mean of Logged Detects	-1.35	SD of Logged Detects	2.021
Note: Sample size is small (e.g., <10), if data are collected using ISM approach, you should use			
guidance provided in ITRC Tech Reg Guide on ISM (ITRC, 2012) to compute statistics of interest.			
For example, you may want to use Chebyshev UCL to estimate EPC (ITRC, 2012).			
Chebyshev UCL can be computed using the Nonparametric and All UCL Options of ProUCL 5.0			
Normal GOF Test on Detects Only			
Shapiro Wilk Test Statistic	0.792	**Shapiro Wilk GOF Test**	
5% Shapiro Wilk Critical Value	0.748	Detected Data appear Normal at 5% Significance Level	
Lilliefors Test Statistic	0.321	**Lilliefors GOF Test**	
5% Lilliefors Critical Value	0.443	Detected Data appear Normal at 5% Significance Level	

Detected Data appear Normal at 5% Significance Level			
Kaplan-Meier (KM) Statistics using Normal Critical Values and other Nonparametric UCLs			
Mean	0.568	Standard Error of Mean	0.447
SD	0.948	95% KM (BCA) UCL	N/A
95% KM (t) UCL	1.468	95% KM (Percentile Bootstrap) UCL	N/A
95% KM (z) UCL	1.303	95% KM Bootstrap t UCL	N/A
90% KM Chebyshev UCL	1.908	95% KM Chebyshev UCL	2.515
97.5% KM Chebyshev UCL	3.358	99% KM Chebyshev UCL	5.014
Gamma GOF Tests on Detected Observations Only			
A-D Test Statistic	0.249	**Anderson-Darling GOF Test**	
5% A-D Critical Value	0.68	Detected data appear Gamma Distributed at 5% Significance Level	
K-S Test Statistic	0.24	**Kolmogrov-Smirnoff GOF**	
5% K-S Critical Value	0.41	Detected data appear Gamma Distributed at 5% Significance Level	
Detected data appear Gamma Distributed at 5% Significance Level			
Gamma Statistics on Detected Data Only			
k hat (MLE)	0.531	k star (bias corrected MLE)	0.299
Theta hat (MLE)	1.595	Theta star (bias corrected MLE)	2.83
nu hat (MLE)	4.25	nu star (bias corrected)	2.396
MLE Mean (bias corrected)	0.848	MLE Sd (bias corrected)	1.549
Gamma Kaplan-Meier (KM) Statistics			
k hat (KM)	0.359	nu hat (KM)	4.304
Approximate Chi Square Value (4.30, α)	0.845	Adjusted Chi Square Value (4.30, β)	0.425
95% Gamma Approximate KM-UCL (use when n>=50)	2.89	95% Gamma Adjusted KM-UCL (use when n<50)	5.744
Gamma ROS Statistics using Imputed Non-Detects			
GROS may not be used when data set has > 50% NDs with many tied observations at multiple DLs			
GROS may not be used when kstar of detected data is small such as < 0.1			
For such situations, GROS method tends to yield inflated values of UCLs and BTVs			
For gamma distributed detected data, BTVs and UCLs may be computed using gamma distribution on KM estimates			
Minimum	0.01	Mean	0.568
Maximum	2.63	Median	0.0655
SD	1.038	CV	1.826
k hat (MLE)	0.358	k star (bias corrected MLE)	0.29
Theta hat (MLE)	1.587	Theta star (bias corrected MLE)	1.958
nu hat (MLE)	4.299	nu star (bias corrected)	3.483
MLE Mean (bias corrected)	0.568	MLE Sd (bias corrected)	1.055
		Adjusted Level of Significance (β)	0.0122
Approximate Chi Square Value (3.48, α)	0.529	Adjusted Chi Square Value (3.48, β)	0.245
95% Gamma Approximate UCL (use when n>=50)	3.744	95% Gamma Adjusted UCL (use when n<50)	N/A
Lognormal GOF Test on Detected Observations Only			
Shapiro Wilk Test Statistic	0.984	**Shapiro Wilk GOF Test**	
5% Shapiro Wilk Critical Value	0.748	Detected Data appear Lognormal at 5% Significance Level	
Lilliefors Test Statistic	0.173	**Lilliefors GOF Test**	
5% Lilliefors Critical Value	0.443	Detected Data appear Lognormal at 5% Significance Level	
Detected Data appear Lognormal at 5% Significance Level			
Lognormal ROS Statistics Using Imputed Non-Detects			
Mean in Original Scale	0.565	Mean in Log Scale	-3.271
SD in Original Scale	1.04	SD in Log Scale	3.41
95% t UCL (assumes normality of ROS data)	1.421	95% Percentile Bootstrap UCL	1.333
95% BCA Bootstrap UCL	1.529	95% Bootstrap t UCL	12.58
95% H-UCL (Log ROS)	4.651E+9		
UCLs using Lognormal Distribution and KM Estimates when Detected data are Lognormally Distributed			
KM Mean (logged)	-2.509	95% H-UCL (KM -Log)	2907
KM SD (logged)	2.175	95% Critical H Value (KM-Log)	8.345
KM Standard Error of Mean (logged)	1.025		
DL/2 Statistics			

DL/2 Normal		DL/2 Log-Transformed	
Mean in Original Scale	0.566	Mean in Log Scale	-2.741
SD in Original Scale	1.039	SD in Log Scale	2.663
95% t UCL (Assumes normality)	1.421	95% H-Stat UCL	397797

DL/2 is not a recommended method, provided for comparisons and historical reasons

Nonparametric Distribution Free UCL Statistics

Detected Data appear Normal Distributed at 5% Significance Level

Suggested UCL to Use

95% KM (t) UCL	1.468	95% KM (Percentile Bootstrap) UCL	N/A

Warning: One or more Recommended UCL(s) not available!

Note: Suggestions regarding the selection of a 95% UCL are provided to help the user to select the most appropriate 95% UCL.

Recommendations are based upon data size, data distribution, and skewness.

These recommendations are based upon the results of the simulation studies summarized in Singh, Maichle, and Lee (2006).

However, simulations results will not cover all Real World data sets; for additional insight the user may want to consult a statistician.

Result (p-cymene_aoi-12_septic tank 1,4,11_10 ft)

General Statistics

Total Number of Observations	1	Number of Distinct Observations	1
		Number of Missing Observations	0
Minimum	0.284	Mean	0.284
Maximum	0.284	Median	0.284

Warning: This data set only has 1 observations!

Data set is too small to compute reliable and meaningful statistics and estimates!

The data set for variable Result (p-cymene_aoi-12_septic tank 1,4,11_10 ft) was not processed!

It is suggested to collect at least 8 to 10 observations before using these statistical methods!

If possible, compute and collect Data Quality Objectives (DQO) based sample size and analytical results.

Result (p-cymene_aoi-12_septic tank 1,4,11_15 ft)

General Statistics

Total Number of Observations	1	Number of Distinct Observations	1
		Number of Missing Observations	0
Minimum	0.179	Mean	0.179
Maximum	0.179	Median	0.179

Warning: This data set only has 1 observations!

Data set is too small to compute reliable and meaningful statistics and estimates!

The data set for variable Result (p-cymene_aoi-12_septic tank 1,4,11_15 ft) was not processed!

It is suggested to collect at least 8 to 10 observations before using these statistical methods!

If possible, compute and collect Data Quality Objectives (DQO) based sample size and analytical results.

Result (p-cymene_aoi-12_septic tank 1,4,11_20 ft)

General Statistics

Total Number of Observations	5	Number of Distinct Observations	2
Number of Detects	1	Number of Non-Detects	4
Number of Distinct Detects	1	Number of Distinct Non-Detects	1

Warning: Only one distinct data value was detected! ProUCL (or any other software) should not be used on such a data set!

It is suggested to use alternative site specific values determined by the Project Team to estimate environmental parameters (e.g., EPC, BTV).

The data set for variable Result (p-cymene_aoi-12_septic tank 1,4,11_20 ft) was not processed!

Result (p-cymene_aoi-9_20 ft)

General Statistics			
Total Number of Observations	11	Number of Distinct Observations	7
Number of Detects	6	Number of Non-Detects	5
Number of Distinct Detects	6	Number of Distinct Non-Detects	1
Minimum Detect	0.045	Minimum Non-Detect	0.008
Maximum Detect	0.713	Maximum Non-Detect	0.008
Variance Detects	0.0617	Percent Non-Detects	45.45%
Mean Detects	0.259	SD Detects	0.248
Median Detects	0.207	CV Detects	0.96
Skewness Detects	1.463	Kurtosis Detects	2.289
Mean of Logged Detects	-1.776	SD of Logged Detects	1.061

Normal GOF Test on Detects Only			
Shapiro Wilk Test Statistic	0.857	**Shapiro Wilk GOF Test**	
5% Shapiro Wilk Critical Value	0.788	Detected Data appear Normal at 5% Significance Level	
Lilliefors Test Statistic	0.228	**Lilliefors GOF Test**	
5% Lilliefors Critical Value	0.362	Detected Data appear Normal at 5% Significance Level	
Detected Data appear Normal at 5% Significance Level			

Kaplan-Meier (KM) Statistics using Normal Critical Values and other Nonparametric UCLs			
Mean	0.145	Standard Error of Mean	0.069
SD	0.209	95% KM (BCA) UCL	0.265
95% KM (t) UCL	0.27	95% KM (Percentile Bootstrap) UCL	0.26
95% KM (z) UCL	0.258	95% KM Bootstrap t UCL	0.345
90% KM Chebyshev UCL	0.352	95% KM Chebyshev UCL	0.446
97.5% KM Chebyshev UCL	0.576	99% KM Chebyshev UCL	0.831

Gamma GOF Tests on Detected Observations Only			
A-D Test Statistic	0.239	**Anderson-Darling GOF Test**	
5% A-D Critical Value	0.71	Detected data appear Gamma Distributed at 5% Significance Level	
K-S Test Statistic	0.192	**Kolmogrov-Smirnoff GOF**	
5% K-S Critical Value	0.339	Detected data appear Gamma Distributed at 5% Significance Level	
Detected data appear Gamma Distributed at 5% Significance Level			

Gamma Statistics on Detected Data Only			
k hat (MLE)	1.32	k star (bias corrected MLE)	0.771
Theta hat (MLE)	0.196	Theta star (bias corrected MLE)	0.336
nu hat (MLE)	15.84	nu star (bias corrected)	9.255
MLE Mean (bias corrected)	0.259	MLE Sd (bias corrected)	0.295

Gamma Kaplan-Meier (KM) Statistics			
k hat (KM)	0.48	nu hat (KM)	10.57
Approximate Chi Square Value (10.57, α)	4.302	Adjusted Chi Square Value (10.57, β)	3.673
95% Gamma Approximate KM-UCL (use when n>=50)	0.356	95% Gamma Adjusted KM-UCL (use when n<50)	0.417

Gamma ROS Statistics using Imputed Non-Detects			
GROS may not be used when data set has > 50% NDs with many tied observations at multiple DLs			
GROS may not be used when kstar of detected data is small such as < 0.1			
For such situations, GROS method tends to yield inflated values of UCLs and BTVs			
For gamma distributed detected data, BTVs and UCLs may be computed using gamma distribution on KM estimates			
Minimum	0.01	Mean	0.146
Maximum	0.713	Median	0.045
SD	0.218	CV	1.499
k hat (MLE)	0.551	k star (bias corrected MLE)	0.461
Theta hat (MLE)	0.265	Theta star (bias corrected MLE)	0.316
nu hat (MLE)	12.12	nu star (bias corrected)	10.15
MLE Mean (bias corrected)	0.146	MLE Sd (bias corrected)	0.215
		Adjusted Level of Significance (β)	0.0278
Approximate Chi Square Value (10.15, α)	4.035	Adjusted Chi Square Value (10.15, β)	3.43
95% Gamma Approximate UCL (use when n>=50)	0.367	95% Gamma Adjusted UCL (use when n<50)	0.431

Lognormal GOF Test on Detected Observations Only			
Shapiro Wilk Test Statistic	0.949	**Shapiro Wilk GOF Test**	
5% Shapiro Wilk Critical Value	0.788	Detected Data appear Lognormal at 5% Significance Level	
Lilliefors Test Statistic	0.181	**Lilliefors GOF Test**	
5% Lilliefors Critical Value	0.362	Detected Data appear Lognormal at 5% Significance Level	
Detected Data appear Lognormal at 5% Significance Level			
Lognormal ROS Statistics Using Imputed Non-Detects			
Mean in Original Scale	0.146	Mean in Log Scale	-3.187
SD in Original Scale	0.218	SD in Log Scale	1.88
95% t UCL (assumes normality of ROS data)	0.265	95% Percentile Bootstrap UCL	0.26
95% BCA Bootstrap UCL	0.302	95% Bootstrap t UCL	0.385
95% H-UCL (Log ROS)	4.405		
UCLs using Lognormal Distribution and KM Estimates when Detected data are Lognormally Distributed			
KM Mean (logged)	-3.163	95% H-UCL (KM -Log)	1.824
KM SD (logged)	1.68	95% Critical H Value (KM-Log)	4.43
KM Standard Error of Mean (logged)	0.555		
DL/2 Statistics			
DL/2 Normal		**DL/2 Log-Transformed**	
Mean in Original Scale	0.143	Mean in Log Scale	-3.478
SD in Original Scale	0.22	SD in Log Scale	2.095
95% t UCL (Assumes normality)	0.263	95% H-Stat UCL	9.731
DL/2 is not a recommended method, provided for comparisons and historical reasons			
Nonparametric Distribution Free UCL Statistics			
Detected Data appear Normal Distributed at 5% Significance Level			
Suggested UCL to Use			
95% KM (t) UCL	0.27	95% KM (Percentile Bootstrap) UCL	0.26
Note: Suggestions regarding the selection of a 95% UCL are provided to help the user to select the most appropriate 95% UCL.			
Recommendations are based upon data size, data distribution, and skewness.			
These recommendations are based upon the results of the simulation studies summarized in Singh, Maichle, and Lee (2006).			
However, simulations results will not cover all Real World data sets; for additional insight the user may want to consult a statistician.			
Result (p-cymene_aoi-9_sg 5 ft)			
General Statistics			
Total Number of Observations	6	Number of Distinct Observations	5
Number of Detects	4	Number of Non-Detects	2
Number of Distinct Detects	4	Number of Distinct Non-Detects	1
Minimum Detect	0.054	Minimum Non-Detect	0.008
Maximum Detect	0.375	Maximum Non-Detect	0.008
Variance Detects	0.0208	Percent Non-Detects	33.33%
Mean Detects	0.186	SD Detects	0.144
Median Detects	0.157	CV Detects	0.778
Skewness Detects	0.849	Kurtosis Detects	-0.755
Mean of Logged Detects	-1.944	SD of Logged Detects	0.861
Note: Sample size is small (e.g., <10), if data are collected using ISM approach, you should use			
guidance provided in ITRC Tech Reg Guide on ISM (ITRC, 2012) to compute statistics of interest.			
For example, you may want to use Chebyshev UCL to estimate EPC (ITRC, 2012).			
Chebyshev UCL can be computed using the Nonparametric and All UCL Options of ProUCL 5.0			
Normal GOF Test on Detects Only			
Shapiro Wilk Test Statistic	0.932	**Shapiro Wilk GOF Test**	
5% Shapiro Wilk Critical Value	0.748	Detected Data appear Normal at 5% Significance Level	
Lilliefors Test Statistic	0.235	**Lilliefors GOF Test**	
5% Lilliefors Critical Value	0.443	Detected Data appear Normal at 5% Significance Level	
Detected Data appear Normal at 5% Significance Level			
Kaplan-Meier (KM) Statistics using Normal Critical Values and other Nonparametric UCLs			

Mean	0.126	Standard Error of Mean	0.0622
SD	0.132	95% KM (BCA) UCL	N/A
95% KM (t) UCL	0.252	95% KM (Percentile Bootstrap) UCL	N/A
95% KM (z) UCL	0.229	95% KM Bootstrap t UCL	N/A
90% KM Chebyshev UCL	0.313	95% KM Chebyshev UCL	0.397
97.5% KM Chebyshev UCL	0.515	99% KM Chebyshev UCL	0.745
Gamma GOF Tests on Detected Observations Only			
A-D Test Statistic	0.243	**Anderson-Darling GOF Test**	
5% A-D Critical Value	0.66	Detected data appear Gamma Distributed at 5% Significance Level	
K-S Test Statistic	0.234	**Kolmogrov-Smirnoff GOF**	
5% K-S Critical Value	0.398	Detected data appear Gamma Distributed at 5% Significance Level	
Detected data appear Gamma Distributed at 5% Significance Level			
Gamma Statistics on Detected Data Only			
k hat (MLE)	2.078	k star (bias corrected MLE)	0.686
Theta hat (MLE)	0.0893	Theta star (bias corrected MLE)	0.27
nu hat (MLE)	16.63	nu star (bias corrected)	5.49
MLE Mean (bias corrected)	0.186	MLE Sd (bias corrected)	0.224
Gamma Kaplan-Meier (KM) Statistics			
k hat (KM)	0.917	nu hat (KM)	11
Approximate Chi Square Value (11.00, α)	4.577	Adjusted Chi Square Value (11.00, β)	3.205
95% Gamma Approximate KM-UCL (use when n>=50)	0.304	95% Gamma Adjusted KM-UCL (use when n<50)	0.434
Gamma ROS Statistics using Imputed Non-Detects			
GROS may not be used when data set has > 50% NDs with many tied observations at multiple DLs			
GROS may not be used when kstar of detected data is small such as < 0.1			
For such situations, GROS method tends to yield inflated values of UCLs and BTVs			
For gamma distributed detected data, BTVs and UCLs may be computed using gamma distribution on KM estimates			
Minimum	0.01	Mean	0.127
Maximum	0.375	Median	0.0745
SD	0.144	CV	1.133
k hat (MLE)	0.776	k star (bias corrected MLE)	0.499
Theta hat (MLE)	0.164	Theta star (bias corrected MLE)	0.254
nu hat (MLE)	9.315	nu star (bias corrected)	5.991
MLE Mean (bias corrected)	0.127	MLE Sd (bias corrected)	0.18
		Adjusted Level of Significance (β)	0.0122
Approximate Chi Square Value (5.99, α)	1.635	Adjusted Chi Square Value (5.99, β)	0.947
95% Gamma Approximate UCL (use when n>=50)	0.465	95% Gamma Adjusted UCL (use when n<50)	N/A
Lognormal GOF Test on Detected Observations Only			
Shapiro Wilk Test Statistic	0.973	**Shapiro Wilk GOF Test**	
5% Shapiro Wilk Critical Value	0.748	Detected Data appear Lognormal at 5% Significance Level	
Lilliefors Test Statistic	0.188	**Lilliefors GOF Test**	
5% Lilliefors Critical Value	0.443	Detected Data appear Lognormal at 5% Significance Level	
Detected Data appear Lognormal at 5% Significance Level			
Lognormal ROS Statistics Using Imputed Non-Detects			
Mean in Original Scale	0.128	Mean in Log Scale	-2.759
SD in Original Scale	0.143	SD in Log Scale	1.447
95% t UCL (assumes normality of ROS data)	0.246	95% Percentile Bootstrap UCL	0.222
95% BCA Bootstrap UCL	0.243	95% Bootstrap t UCL	0.429
95% H-UCL (Log ROS)	7.176		
UCLs using Lognormal Distribution and KM Estimates when Detected data are Lognormally Distributed			
KM Mean (logged)	-2.906	95% H-UCL (KM -Log)	8.134
KM SD (logged)	1.49	95% Critical H Value (KM-Log)	5.843
KM Standard Error of Mean (logged)	0.702		
DL/2 Statistics			
DL/2 Normal		**DL/2 Log-Transformed**	
Mean in Original Scale	0.125	Mean in Log Scale	-3.137
SD in Original Scale	0.146	SD in Log Scale	1.964

95% t UCL (Assumes normality)	0.245	95% H-Stat UCL	230.3
DL/2 is not a recommended method, provided for comparisons and historical reasons			
Nonparametric Distribution Free UCL Statistics			
Detected Data appear Normal Distributed at 5% Significance Level			
Suggested UCL to Use			
95% KM (t) UCL	0.252	95% KM (Percentile Bootstrap) UCL	N/A
Warning: One or more Recommended UCL(s) not available!			
Note: Suggestions regarding the selection of a 95% UCL are provided to help the user to select the most appropriate 95% UCL.			
Recommendations are based upon data size, data distribution, and skewness.			
These recommendations are based upon the results of the simulation studies summarized in Singh, Maichle, and Lee (2006).			
However, simulations results will not cover all Real World data sets; for additional insight the user may want to consult a statistician.			
Result (sec-butylbenzene_aoi-12_septic tank 1,4,11_15 ft)			
General Statistics			
Total Number of Observations	1	Number of Distinct Observations	1
		Number of Missing Observations	0
Minimum	0.055	Mean	0.055
Maximum	0.055	Median	0.055
Warning: This data set only has 1 observations!			
Data set is too small to compute reliable and meaningful statistics and estimates!			
The data set for variable Result (sec-butylbenzene_aoi-12_septic tank 1,4,11_15 ft) was not processed!			
It is suggested to collect at least 8 to 10 observations before using these statistical methods!			
If possible, compute and collect Data Quality Objectives (DQO) based sample size and analytical results.			
Result (sec-butylbenzene_aoi-9_20 ft)			
General Statistics			
Total Number of Observations	11	Number of Distinct Observations	8
Number of Detects	7	Number of Non-Detects	4
Number of Distinct Detects	7	Number of Distinct Non-Detects	1
Minimum Detect	0.048	Minimum Non-Detect	0.008
Maximum Detect	0.587	Maximum Non-Detect	0.008
Variance Detects	0.0372	Percent Non-Detects	36.36%
Mean Detects	0.204	SD Detects	0.193
Median Detects	0.123	CV Detects	0.947
Skewness Detects	1.57	Kurtosis Detects	2.329
Mean of Logged Detects	-1.953	SD of Logged Detects	0.916
Normal GOF Test on Detects Only			
Shapiro Wilk Test Statistic	0.826	**Shapiro Wilk GOF Test**	
5% Shapiro Wilk Critical Value	0.803	Detected Data appear Normal at 5% Significance Level	
Lilliefors Test Statistic	0.234	**Lilliefors GOF Test**	
5% Lilliefors Critical Value	0.335	Detected Data appear Normal at 5% Significance Level	
Detected Data appear Normal at 5% Significance Level			
Kaplan-Meier (KM) Statistics using Normal Critical Values and other Nonparametric UCLs			
Mean	0.133	Standard Error of Mean	0.0556
SD	0.171	95% KM (BCA) UCL	0.226
95% KM (t) UCL	0.233	95% KM (Percentile Bootstrap) UCL	0.224
95% KM (z) UCL	0.224	95% KM Bootstrap t UCL	0.323
90% KM Chebyshev UCL	0.299	95% KM Chebyshev UCL	0.375
97.5% KM Chebyshev UCL	0.48	99% KM Chebyshev UCL	0.686
Gamma GOF Tests on Detected Observations Only			
A-D Test Statistic	0.286	**Anderson-Darling GOF Test**	
5% A-D Critical Value	0.721	Detected data appear Gamma Distributed at 5% Significance Level	

K-S Test Statistic	0.187	**Kolmogrov-Smirnoff GOF**	
5% K-S Critical Value	0.317	Detected data appear Gamma Distributed at 5% Significance Level	
Detected data appear Gamma Distributed at 5% Significance Level			
Gamma Statistics on Detected Data Only			
k hat (MLE)	1.526	k star (bias corrected MLE)	0.967
Theta hat (MLE)	0.134	Theta star (bias corrected MLE)	0.211
nu hat (MLE)	21.36	nu star (bias corrected)	13.54
MLE Mean (bias corrected)	0.204	MLE Sd (bias corrected)	0.207
Gamma Kaplan-Meier (KM) Statistics			
k hat (KM)	0.602	nu hat (KM)	13.25
Approximate Chi Square Value (13.25, α)	6.06	Adjusted Chi Square Value (13.25, β)	5.288
95% Gamma Approximate KM-UCL (use when n>=50)	0.29	95% Gamma Adjusted KM-UCL (use when n<50)	0.332
Gamma ROS Statistics using Imputed Non-Detects			
GROS may not be used when data set has > 50% NDs with many tied observations at multiple DLs			
GROS may not be used when kstar of detected data is small such as < 0.1			
For such situations, GROS method tends to yield inflated values of UCLs and BTVs			
For gamma distributed detected data, BTVs and UCLs may be computed using gamma distribution on KM estimates			
Minimum	0.01	Mean	0.133
Maximum	0.587	Median	0.058
SD	0.179	CV	1.34
k hat (MLE)	0.673	k star (bias corrected MLE)	0.55
Theta hat (MLE)	0.198	Theta star (bias corrected MLE)	0.242
nu hat (MLE)	14.82	nu star (bias corrected)	12.11
MLE Mean (bias corrected)	0.133	MLE Sd (bias corrected)	0.18
		Adjusted Level of Significance (β)	0.0278
Approximate Chi Square Value (12.11, α)	5.299	Adjusted Chi Square Value (12.11, β)	4.586
95% Gamma Approximate UCL (use when n>=50)	0.305	95% Gamma Adjusted UCL (use when n<50)	0.352
Lognormal GOF Test on Detected Observations Only			
Shapiro Wilk Test Statistic	0.956	**Shapiro Wilk GOF Test**	
5% Shapiro Wilk Critical Value	0.803	Detected Data appear Lognormal at 5% Significance Level	
Lilliefors Test Statistic	0.136	**Lilliefors GOF Test**	
5% Lilliefors Critical Value	0.335	Detected Data appear Lognormal at 5% Significance Level	
Detected Data appear Lognormal at 5% Significance Level			
Lognormal ROS Statistics Using Imputed Non-Detects			
Mean in Original Scale	0.134	Mean in Log Scale	-2.868
SD in Original Scale	0.178	SD in Log Scale	1.497
95% t UCL (assumes normality of ROS data)	0.232	95% Percentile Bootstrap UCL	0.224
95% BCA Bootstrap UCL	0.255	95% Bootstrap t UCL	0.349
95% H-UCL (Log ROS)	1.173		
UCLs using Lognormal Distribution and KM Estimates when Detected data are Lognormally Distributed			
KM Mean (logged)	-2.999	95% H-UCL (KM -Log)	1.212
KM SD (logged)	1.54	95% Critical H Value (KM-Log)	4.12
KM Standard Error of Mean (logged)	0.501		
DL/2 Statistics			
DL/2 Normal		**DL/2 Log-Transformed**	
Mean in Original Scale	0.131	Mean in Log Scale	-3.251
SD in Original Scale	0.18	SD in Log Scale	1.935
95% t UCL (Assumes normality)	0.23	95% H-Stat UCL	5.39
DL/2 is not a recommended method, provided for comparisons and historical reasons			
Nonparametric Distribution Free UCL Statistics			
Detected Data appear Normal Distributed at 5% Significance Level			
Suggested UCL to Use			
95% KM (t) UCL	0.233	95% KM (Percentile Bootstrap) UCL	0.224
Note: Suggestions regarding the selection of a 95% UCL are provided to help the user to select the most appropriate 95% UCL.			

Recommendations are based upon data size, data distribution, and skewness.

These recommendations are based upon the results of the simulation studies summarized in Singh, Maichle, and Lee (2006).

However, simulations results will not cover all Real World data sets; for additional insight the user may want to consult a statistician.

Result (sec-butylbenzene_aoi-9_sg 5 ft)

General Statistics

Total Number of Observations	6	Number of Distinct Observations	5
Number of Detects	4	Number of Non-Detects	2
Number of Distinct Detects	4	Number of Distinct Non-Detects	1
Minimum Detect	0.066	Minimum Non-Detect	0.008
Maximum Detect	0.478	Maximum Non-Detect	0.008
Variance Detects	0.0357	Percent Non-Detects	33.33%
Mean Detects	0.201	SD Detects	0.189
Median Detects	0.129	CV Detects	0.942
Skewness Detects	1.766	Kurtosis Detects	3.171
Mean of Logged Detects	-1.901	SD of Logged Detects	0.853

Note: Sample size is small (e.g., <10), if data are collected using ISM approach, you should use

guidance provided in ITRC Tech Reg Guide on ISM (ITRC, 2012) to compute statistics of interest.

For example, you may want to use Chebyshev UCL to estimate EPC (ITRC, 2012).

Chebyshev UCL can be computed using the Nonparametric and All UCL Options of ProUCL 5.0

Normal GOF Test on Detects Only

Shapiro Wilk Test Statistic	0.801	**Shapiro Wilk GOF Test**
5% Shapiro Wilk Critical Value	0.748	Detected Data appear Normal at 5% Significance Level
Lilliefors Test Statistic	0.339	**Lilliefors GOF Test**
5% Lilliefors Critical Value	0.443	Detected Data appear Normal at 5% Significance Level

Detected Data appear Normal at 5% Significance Level

Kaplan-Meier (KM) Statistics using Normal Critical Values and other Nonparametric UCLs

Mean	0.136	Standard Error of Mean	0.0761
SD	0.161	95% KM (BCA) UCL	N/A
95% KM (t) UCL	0.29	95% KM (Percentile Bootstrap) UCL	N/A
95% KM (z) UCL	0.262	95% KM Bootstrap t UCL	N/A
90% KM Chebyshev UCL	0.365	95% KM Chebyshev UCL	0.468
97.5% KM Chebyshev UCL	0.612	99% KM Chebyshev UCL	0.894

Gamma GOF Tests on Detected Observations Only

A-D Test Statistic	0.368	**Anderson-Darling GOF Test**
5% A-D Critical Value	0.661	Detected data appear Gamma Distributed at 5% Significance Level
K-S Test Statistic	0.274	**Kolmogrov-Smirnoff GOF**
5% K-S Critical Value	0.398	Detected data appear Gamma Distributed at 5% Significance Level

Detected data appear Gamma Distributed at 5% Significance Level

Gamma Statistics on Detected Data Only

k hat (MLE)	1.85	k star (bias corrected MLE)	0.629
Theta hat (MLE)	0.108	Theta star (bias corrected MLE)	0.319
nu hat (MLE)	14.8	nu star (bias corrected)	5.033
MLE Mean (bias corrected)	0.201	MLE Sd (bias corrected)	0.253

Gamma Kaplan-Meier (KM) Statistics

k hat (KM)	0.713	nu hat (KM)	8.556
Approximate Chi Square Value (8.56, α)	3.061	Adjusted Chi Square Value (8.56, β)	2.004
95% Gamma Approximate KM-UCL (use when n>=50)	0.381	95% Gamma Adjusted KM-UCL (use when n<50)	0.582

Gamma ROS Statistics using Imputed Non-Detects

GROS may not be used when data set has > 50% NDs with many tied observations at multiple DLs

GROS may not be used when kstar of detected data is small such as < 0.1

For such situations, GROS method tends to yield inflated values of UCLs and BTVs

For gamma distributed detected data, BTVs and UCLs may be computed using gamma distribution on KM estimates

Minimum	0.01	Mean	0.137
Maximum	0.478	Median	0.083
SD	0.176	CV	1.287

k hat (MLE)	0.737	k star (bias corrected MLE)	0.479
Theta hat (MLE)	0.186	Theta star (bias corrected MLE)	0.286
nu hat (MLE)	8.84	nu star (bias corrected)	5.753
MLE Mean (bias corrected)	0.137	MLE Sd (bias corrected)	0.198
		Adjusted Level of Significance (β)	0.0122
Approximate Chi Square Value (5.75, α)	1.515	Adjusted Chi Square Value (5.75, β)	0.863
95% Gamma Approximate UCL (use when n>=50)	0.52	95% Gamma Adjusted UCL (use when n<50)	N/A
Lognormal GOF Test on Detected Observations Only			
Shapiro Wilk Test Statistic	0.946	**Shapiro Wilk GOF Test**	
5% Shapiro Wilk Critical Value	0.748	Detected Data appear Lognormal at 5% Significance Level	
Lilliefors Test Statistic	0.224	**Lilliefors GOF Test**	
5% Lilliefors Critical Value	0.443	Detected Data appear Lognormal at 5% Significance Level	
Detected Data appear Lognormal at 5% Significance Level			
Lognormal ROS Statistics Using Imputed Non-Detects			
Mean in Original Scale	0.138	Mean in Log Scale	-2.705
SD in Original Scale	0.175	SD in Log Scale	1.43
95% t UCL (assumes normality of ROS data)	0.282	95% Percentile Bootstrap UCL	0.262
95% BCA Bootstrap UCL	0.293	95% Bootstrap t UCL	0.52
95% H-UCL (Log ROS)	6.788		
UCLs using Lognormal Distribution and KM Estimates when Detected data are Lognormally Distributed			
KM Mean (logged)	-2.877	95% H-UCL (KM -Log)	9.324
KM SD (logged)	1.506	95% Critical H Value (KM-Log)	5.902
KM Standard Error of Mean (logged)	0.71		
DL/2 Statistics			
DL/2 Normal		**DL/2 Log-Transformed**	
Mean in Original Scale	0.135	Mean in Log Scale	-3.108
SD in Original Scale	0.178	SD in Log Scale	1.983
95% t UCL (Assumes normality)	0.281	95% H-Stat UCL	279.3
DL/2 is not a recommended method, provided for comparisons and historical reasons			
Nonparametric Distribution Free UCL Statistics			
Detected Data appear Normal Distributed at 5% Significance Level			
Suggested UCL to Use			
95% KM (t) UCL	0.29	95% KM (Percentile Bootstrap) UCL	N/A
Warning: One or more Recommended UCL(s) not available!			
Note: Suggestions regarding the selection of a 95% UCL are provided to help the user to select the most appropriate 95% UCL.			
Recommendations are based upon data size, data distribution, and skewness.			
These recommendations are based upon the results of the simulation studies summarized in Singh, Maichle, and Lee (2006).			
However, simulations results will not cover all Real World data sets; for additional insight the user may want to consult a statistician.			
Result (toluene_aoi-12_septic tank 1,4,11_10 ft)			
General Statistics			
Total Number of Observations	1	Number of Distinct Observations	1
		Number of Missing Observations	0
Minimum	0.933	Mean	0.933
Maximum	0.933	Median	0.933
Warning: This data set only has 1 observations!			
Data set is too small to compute reliable and meaningful statistics and estimates!			
The data set for variable Result (toluene_aoi-12_septic tank 1,4,11_10 ft) was not processed!			
It is suggested to collect at least 8 to 10 observations before using these statistical methods!			
If possible, compute and collect Data Quality Objectives (DQO) based sample size and analytical results.			

Result (toluene_aoi-12_septic tank 1,4,11_15 ft)

General Statistics

Total Number of Observations	1	Number of Distinct Observations	1
		Number of Missing Observations	0
Minimum	0.302	Mean	0.302
Maximum	0.302	Median	0.302

Warning: This data set only has 1 observations!

Data set is too small to compute reliable and meaningful statistics and estimates!

The data set for variable Result (toluene_aoi-12_septic tank 1,4,11_15 ft) was not processed!

It is suggested to collect at least 8 to 10 observations before using these statistical methods!

If possible, compute and collect Data Quality Objectives (DQO) based sample size and analytical results.

Result (toluene_aoi-12_septic tank 1,4,11_20 ft)

General Statistics

Total Number of Observations	10	Number of Distinct Observations	3
Number of Detects	2	Number of Non-Detects	8
Number of Distinct Detects	2	Number of Distinct Non-Detects	1
Minimum Detect	0.177	Minimum Non-Detect	0.008
Maximum Detect	0.445	Maximum Non-Detect	0.008
Variance Detects	0.0359	Percent Non-Detects	80%
Mean Detects	0.311	SD Detects	0.19
Median Detects	0.311	CV Detects	0.609
Skewness Detects	N/A	Kurtosis Detects	N/A
Mean of Logged Detects	-1.271	SD of Logged Detects	0.652

Warning: Data set has only 2 Detected Values.

This is not enough to compute meaningful or reliable statistics and estimates.

Normal GOF Test on Detects Only

Not Enough Data to Perform GOF Test

Kaplan-Meier (KM) Statistics using Normal Critical Values and other Nonparametric UCLs

Mean	0.0686	Standard Error of Mean	0.0605
SD	0.135	95% KM (BCA) UCL	N/A
95% KM (t) UCL	0.179	95% KM (Percentile Bootstrap) UCL	N/A
95% KM (z) UCL	0.168	95% KM Bootstrap t UCL	N/A
90% KM Chebyshev UCL	0.25	95% KM Chebyshev UCL	0.332
97.5% KM Chebyshev UCL	0.446	99% KM Chebyshev UCL	0.67

Gamma GOF Tests on Detected Observations Only

Not Enough Data to Perform GOF Test

Gamma Statistics on Detected Data Only

k hat (MLE)	5.03	k star (bias corrected MLE)	N/A
Theta hat (MLE)	0.0618	Theta star (bias corrected MLE)	N/A
nu hat (MLE)	20.12	nu star (bias corrected)	N/A
MLE Mean (bias corrected)	N/A	MLE Sd (bias corrected)	N/A

Gamma Kaplan-Meier (KM) Statistics

k hat (KM)	0.257	nu hat (KM)	5.149
		Adjusted Level of Significance (β)	0.0267
Approximate Chi Square Value (5.15, α)	1.221	Adjusted Chi Square Value (5.15, β)	0.924
95% Gamma Approximate KM-UCL (use when n>=50)	0.289	95% Gamma Adjusted KM-UCL (use when n<50)	0.382

Lognormal GOF Test on Detected Observations Only

Not Enough Data to Perform GOF Test

Lognormal ROS Statistics Using Imputed Non-Detects

Mean in Original Scale	0.0732	Mean in Log Scale	-4.318
SD in Original Scale	0.141	SD in Log Scale	2.1
95% t UCL (assumes normality of ROS data)	0.155	95% Percentile Bootstrap UCL	0.153
95% BCA Bootstrap UCL	0.194	95% Bootstrap t UCL	0.649
95% H-UCL (Log ROS)	6.253		

DL/2 Statistics

DL/2 Normal		**DL/2 Log-Transformed**	
Mean in Original Scale	0.0654	Mean in Log Scale	-4.671
SD in Original Scale	0.144	SD in Log Scale	1.805
95% t UCL (Assumes normality)	0.149	95% H-Stat UCL	0.927

DL/2 is not a recommended method, provided for comparisons and historical reasons

Nonparametric Distribution Free UCL Statistics

Data do not follow a Discernible Distribution at 5% Significance Level

Suggested UCL to Use

95% KM (t) UCL	0.179	95% KM (% Bootstrap) UCL	N/A

Warning: One or more Recommended UCL(s) not available!

Note: Suggestions regarding the selection of a 95% UCL are provided to help the user to select the most appropriate 95% UCL.

Recommendations are based upon data size, data distribution, and skewness.

These recommendations are based upon the results of the simulation studies summarized in Singh, Maichle, and Lee (2006).

However, simulations results will not cover all Real World data sets; for additional insight the user may want to consult a statistician.

Result (toluene_aoi-12_septic tank 1,4,11_5 ft)

General Statistics

Total Number of Observations	5	Number of Distinct Observations	2
Number of Detects	1	Number of Non-Detects	4
Number of Distinct Detects	1	Number of Distinct Non-Detects	1

Warning: Only one distinct data value was detected! ProUCL (or any other software) should not be used on such a data set!

It is suggested to use alternative site specific values determined by the Project Team to estimate environmental parameters (e.g., EPC, BTV).

The data set for variable Result (toluene_aoi-12_septic tank 1,4,11_5 ft) was not processed!

Result (toluene_aoi-12_septic tank 3,5,6_20 ft)

General Statistics

Total Number of Observations	16	Number of Distinct Observations	3
Number of Detects	2	Number of Non-Detects	14
Number of Distinct Detects	2	Number of Distinct Non-Detects	1
Minimum Detect	0.262	Minimum Non-Detect	0.008
Maximum Detect	0.404	Maximum Non-Detect	0.008
Variance Detects	0.0101	Percent Non-Detects	87.5%
Mean Detects	0.333	SD Detects	0.1
Median Detects	0.333	CV Detects	0.302
Skewness Detects	N/A	Kurtosis Detects	N/A
Mean of Logged Detects	-1.123	SD of Logged Detects	0.306

Warning: Data set has only 2 Detected Values.

This is not enough to compute meaningful or reliable statistics and estimates.

Normal GOF Test on Detects Only

Not Enough Data to Perform GOF Test

Kaplan-Meier (KM) Statistics using Normal Critical Values and other Nonparametric UCLs

Mean	0.0486	Standard Error of Mean	0.039
SD	0.11	95% KM (BCA) UCL	N/A
95% KM (t) UCL	0.117	95% KM (Percentile Bootstrap) UCL	N/A
95% KM (z) UCL	0.113	95% KM Bootstrap t UCL	N/A

90% KM Chebyshev UCL	0.166	95% KM Chebyshev UCL	0.219
97.5% KM Chebyshev UCL	0.292	99% KM Chebyshev UCL	0.437
Gamma GOF Tests on Detected Observations Only			
Not Enough Data to Perform GOF Test			
Gamma Statistics on Detected Data Only			
k hat (MLE)	21.66	k star (bias corrected MLE)	N/A
Theta hat (MLE)	0.0154	Theta star (bias corrected MLE)	N/A
nu hat (MLE)	86.64	nu star (bias corrected)	N/A
MLE Mean (bias corrected)	N/A	MLE Sd (bias corrected)	N/A
Gamma Kaplan-Meier (KM) Statistics			
k hat (KM)	0.194	nu hat (KM)	6.21
		Adjusted Level of Significance (β)	0.0335
Approximate Chi Square Value (6.21, α)	1.748	Adjusted Chi Square Value (6.21, β)	1.493
95% Gamma Approximate KM-UCL (use when n>=50)	0.173	95% Gamma Adjusted KM-UCL (use when n<50)	0.202
Lognormal GOF Test on Detected Observations Only			
Not Enough Data to Perform GOF Test			
Lognormal ROS Statistics Using Imputed Non-Detects			
Mean in Original Scale	0.0863	Mean in Log Scale	-3.041
SD in Original Scale	0.107	SD in Log Scale	1.132
95% t UCL (assumes normality of ROS data)	0.133	95% Percentile Bootstrap UCL	0.132
95% BCA Bootstrap UCL	0.146	95% Bootstrap t UCL	0.194
95% H-UCL (Log ROS)	0.213		
DL/2 Statistics			
DL/2 Normal		**DL/2 Log-Transformed**	
Mean in Original Scale	0.0451	Mean in Log Scale	-4.972
SD in Original Scale	0.115	SD in Log Scale	1.504
95% t UCL (Assumes normality)	0.0957	95% H-Stat UCL	0.0854
DL/2 is not a recommended method, provided for comparisons and historical reasons			
Nonparametric Distribution Free UCL Statistics			
Data do not follow a Discernible Distribution at 5% Significance Level			
Suggested UCL to Use			
95% KM (t) UCL	0.117	95% KM (% Bootstrap) UCL	N/A
Warning: One or more Recommended UCL(s) not available!			
Note: Suggestions regarding the selection of a 95% UCL are provided to help the user to select the most appropriate 95% UCL.			
Recommendations are based upon data size, data distribution, and skewness.			
These recommendations are based upon the results of the simulation studies summarized in Singh, Maichle, and Lee (2006).			
However, simulations results will not cover all Real World data sets; for additional insight the user may want to consult a statistician.			
Result (toluene_aoi-12_septic tank 3,5,6_5 ft)			
General Statistics			
Total Number of Observations	8	Number of Distinct Observations	2
Number of Detects	1	Number of Non-Detects	7
Number of Distinct Detects	1	Number of Distinct Non-Detects	1
Warning: Only one distinct data value was detected! ProUCL (or any other software) should not be used on such a data set!			
It is suggested to use alternative site specific values determined by the Project Team to estimate environmental parameters (e.g., EPC, BTV).			
The data set for variable Result (toluene_aoi-12_septic tank 3,5,6_5 ft) was not processed!			
Result (toluene_aoi-9_20 ft)			
General Statistics			
Total Number of Observations	11	Number of Distinct Observations	8

Number of Detects	7	Number of Non-Detects	4
Number of Distinct Detects	7	Number of Distinct Non-Detects	1
Minimum Detect	0.627	Minimum Non-Detect	0.008
Maximum Detect	727	Maximum Non-Detect	0.008
Variance Detects	73190	Percent Non-Detects	36.36%
Mean Detects	115.9	SD Detects	270.5
Median Detects	5.01	CV Detects	2.334
Skewness Detects	2.603	Kurtosis Detects	6.818
Mean of Logged Detects	1.976	SD of Logged Detects	2.641
Normal GOF Test on Detects Only			
Shapiro Wilk Test Statistic	0.512	**Shapiro Wilk GOF Test**	
5% Shapiro Wilk Critical Value	0.803	Detected Data Not Normal at 5% Significance Level	
Lilliefors Test Statistic	0.428	**Lilliefors GOF Test**	
5% Lilliefors Critical Value	0.335	Detected Data Not Normal at 5% Significance Level	
Detected Data Not Normal at 5% Significance Level			
Kaplan-Meier (KM) Statistics using Normal Critical Values and other Nonparametric UCLs			
Mean	73.78	Standard Error of Mean	67.56
SD	207.4	95% KM (BCA) UCL	205
95% KM (t) UCL	196.2	95% KM (Percentile Bootstrap) UCL	200.6
95% KM (z) UCL	184.9	95% KM Bootstrap t UCL	5062
90% KM Chebyshev UCL	276.4	95% KM Chebyshev UCL	368.2
97.5% KM Chebyshev UCL	495.7	99% KM Chebyshev UCL	746
Gamma GOF Tests on Detected Observations Only			
A-D Test Statistic	0.767	**Anderson-Darling GOF Test**	
5% A-D Critical Value	0.802	Detected data appear Gamma Distributed at 5% Significance Level	
K-S Test Statistic	0.303	**Kolmogrov-Smirnoff GOF**	
5% K-S Critical Value	0.339	Detected data appear Gamma Distributed at 5% Significance Level	
Detected data appear Gamma Distributed at 5% Significance Level			
Gamma Statistics on Detected Data Only			
k hat (MLE)	0.255	k star (bias corrected MLE)	0.241
Theta hat (MLE)	454.7	Theta star (bias corrected MLE)	481.2
nu hat (MLE)	3.569	nu star (bias corrected)	3.373
MLE Mean (bias corrected)	115.9	MLE Sd (bias corrected)	236.2
Gamma Kaplan-Meier (KM) Statistics			
k hat (KM)	0.126	nu hat (KM)	2.783
Approximate Chi Square Value (2.78, α)	0.311	Adjusted Chi Square Value (2.78, β)	0.218
95% Gamma Approximate KM-UCL (use when n>=50)	660	95% Gamma Adjusted KM-UCL (use when n<50)	942.9
Gamma ROS Statistics using Imputed Non-Detects			
GROS may not be used when data set has > 50% NDs with many tied observations at multiple DLs			
GROS may not be used when kstar of detected data is small such as < 0.1			
For such situations, GROS method tends to yield inflated values of UCLs and BTVs			
For gamma distributed detected data, BTVs and UCLs may be computed using gamma distribution on KM estimates			
Minimum	0.01	Mean	73.78
Maximum	727	Median	0.82
SD	217.6	CV	2.949
k hat (MLE)	0.161	k star (bias corrected MLE)	0.178
Theta hat (MLE)	457.7	Theta star (bias corrected MLE)	414.9
nu hat (MLE)	3.546	nu star (bias corrected)	3.912
MLE Mean (bias corrected)	73.78	MLE Sd (bias corrected)	175
		Adjusted Level of Significance (β)	0.0278
Approximate Chi Square Value (3.91, α)	0.687	Adjusted Chi Square Value (3.91, β)	0.502
95% Gamma Approximate UCL (use when n>=50)	419.9	95% Gamma Adjusted UCL (use when n<50)	574.6
Lognormal GOF Test on Detected Observations Only			
Shapiro Wilk Test Statistic	0.883	**Shapiro Wilk GOF Test**	
5% Shapiro Wilk Critical Value	0.803	Detected Data appear Lognormal at 5% Significance Level	
Lilliefors Test Statistic	0.221	**Lilliefors GOF Test**	
5% Lilliefors Critical Value	0.335	Detected Data appear Lognormal at 5% Significance Level	

Detected Data appear Lognormal at 5% Significance Level			
Lognormal ROS Statistics Using Imputed Non-Detects			
Mean in Original Scale	73.78	Mean in Log Scale	-0.609
SD in Original Scale	217.6	SD in Log Scale	4.251
95% t UCL (assumes normality of ROS data)	192.7	95% Percentile Bootstrap UCL	200.9
95% BCA Bootstrap UCL	271.6	95% Bootstrap t UCL	5252
95% H-UCL (Log ROS)	5.968E+9		
UCLs using Lognormal Distribution and KM Estimates when Detected data are Lognormally Distributed			
KM Mean (logged)	-0.498	95% H-UCL (KM -Log)	72574888
KM SD (logged)	3.81	95% Critical H Value (KM-Log)	9.411
KM Standard Error of Mean (logged)	1.241		
DL/2 Statistics			
DL/2 Normal		**DL/2 Log-Transformed**	
Mean in Original Scale	73.77	Mean in Log Scale	-0.75
SD in Original Scale	217.6	SD in Log Scale	4.3
95% t UCL (Assumes normality)	192.7	95% H-Stat UCL	8.820E+9
DL/2 is not a recommended method, provided for comparisons and historical reasons			
Nonparametric Distribution Free UCL Statistics			
Detected Data appear Gamma Distributed at 5% Significance Level			
Suggested UCL to Use			
95% KM (BCA) UCL	205	95% GROS Adjusted Gamma UCL	574.6
95% Adjusted Gamma KM-UCL	942.9		
Warning: Recommended UCL exceeds the maximum observation			
Note: Suggestions regarding the selection of a 95% UCL are provided to help the user to select the most appropriate 95% UCL.			
Recommendations are based upon data size, data distribution, and skewness.			
These recommendations are based upon the results of the simulation studies summarized in Singh, Maichle, and Lee (2006).			
However, simulations results will not cover all Real World data sets; for additional insight the user may want to consult a statistician.			
Result (toluene_aoi-9_sg 5 ft)			
General Statistics			
Total Number of Observations	6	Number of Distinct Observations	5
Number of Detects	4	Number of Non-Detects	2
Number of Distinct Detects	4	Number of Distinct Non-Detects	1
Minimum Detect	1.53	Minimum Non-Detect	0.008
Maximum Detect	33	Maximum Non-Detect	0.008
Variance Detects	239	Percent Non-Detects	33.33%
Mean Detects	9.825	SD Detects	15.46
Median Detects	2.385	CV Detects	1.573
Skewness Detects	1.994	Kurtosis Detects	3.979
Mean of Logged Detects	1.409	SD of Logged Detects	1.412
Note: Sample size is small (e.g., <10), if data are collected using ISM approach, you should use			
guidance provided in ITRC Tech Reg Guide on ISM (ITRC, 2012) to compute statistics of interest.			
For example, you may want to use Chebyshev UCL to estimate EPC (ITRC, 2012).			
Chebyshev UCL can be computed using the Nonparametric and All UCL Options of ProUCL 5.0			
Normal GOF Test on Detects Only			
Shapiro Wilk Test Statistic	0.66	**Shapiro Wilk GOF Test**	
5% Shapiro Wilk Critical Value	0.748	Detected Data Not Normal at 5% Significance Level	
Lilliefors Test Statistic	0.426	**Lilliefors GOF Test**	
5% Lilliefors Critical Value	0.443	Detected Data appear Normal at 5% Significance Level	
Detected Data appear Approximate Normal at 5% Significance Level			
Kaplan-Meier (KM) Statistics using Normal Critical Values and other Nonparametric UCLs			
Mean	6.553	Standard Error of Mean	5.595
SD	11.87	95% KM (BCA) UCL	N/A
95% KM (t) UCL	17.83	95% KM (Percentile Bootstrap) UCL	N/A

95% KM (z) UCL	15.76	95% KM Bootstrap t UCL	N/A
90% KM Chebyshev UCL	23.34	95% KM Chebyshev UCL	30.94
97.5% KM Chebyshev UCL	41.5	99% KM Chebyshev UCL	62.23
Gamma GOF Tests on Detected Observations Only			
A-D Test Statistic	0.719	**Anderson-Darling GOF Test**	
5% A-D Critical Value	0.673	Detected Data Not Gamma Distributed at 5% Significance Level	
K-S Test Statistic	0.422	**Kolmogrov-Smirnoff GOF**	
5% K-S Critical Value	0.406	Detected Data Not Gamma Distributed at 5% Significance Level	
Detected Data Not Gamma Distributed at 5% Significance Level			
Gamma Statistics on Detected Data Only			
k hat (MLE)	0.691	k star (bias corrected MLE)	0.339
Theta hat (MLE)	14.21	Theta star (bias corrected MLE)	28.94
nu hat (MLE)	5.53	nu star (bias corrected)	2.716
MLE Mean (bias corrected)	9.825	MLE Sd (bias corrected)	16.86
Gamma Kaplan-Meier (KM) Statistics			
k hat (KM)	0.305	nu hat (KM)	3.657
Approximate Chi Square Value (3.66, α)	0.591	Adjusted Chi Square Value (3.66, β)	0.278
95% Gamma Approximate KM-UCL (use when n>=50)	40.54	95% Gamma Adjusted KM-UCL (use when n<50)	86.16
Gamma ROS Statistics using Imputed Non-Detects			
GROS may not be used when data set has > 50% NDs with many tied observations at multiple DLs			
GROS may not be used when kstar of detected data is small such as < 0.1			
For such situations, GROS method tends to yield inflated values of UCLs and BTVs			
For gamma distributed detected data, BTVs and UCLs may be computed using gamma distribution on KM estimates			
Minimum	0.01	Mean	6.553
Maximum	33	Median	1.775
SD	13	CV	1.984
k hat (MLE)	0.281	k star (bias corrected MLE)	0.252
Theta hat (MLE)	23.28	Theta star (bias corrected MLE)	26.02
nu hat (MLE)	3.377	nu star (bias corrected)	3.022
MLE Mean (bias corrected)	6.553	MLE Sd (bias corrected)	13.06
		Adjusted Level of Significance (β)	0.0122
Approximate Chi Square Value (3.02, α)	0.379	Adjusted Chi Square Value (3.02, β)	0.17
95% Gamma Approximate UCL (use when n>=50)	52.26	95% Gamma Adjusted UCL (use when n<50)	N/A
Lognormal GOF Test on Detected Observations Only			
Shapiro Wilk Test Statistic	0.782	**Shapiro Wilk GOF Test**	
5% Shapiro Wilk Critical Value	0.748	Detected Data appear Lognormal at 5% Significance Level	
Lilliefors Test Statistic	0.361	**Lilliefors GOF Test**	
5% Lilliefors Critical Value	0.443	Detected Data appear Lognormal at 5% Significance Level	
Detected Data appear Lognormal at 5% Significance Level			
Lognormal ROS Statistics Using Imputed Non-Detects			
Mean in Original Scale	6.59	Mean in Log Scale	0.182
SD in Original Scale	12.98	SD in Log Scale	2.223
95% t UCL (assumes normality of ROS data)	17.27	95% Percentile Bootstrap UCL	16.88
95% BCA Bootstrap UCL	17.63	95% Bootstrap t UCL	94.87
95% H-UCL (Log ROS)	68091		
UCLs using Lognormal Distribution and KM Estimates when Detected data are Lognormally Distributed			
KM Mean (logged)	-0.67	95% H-UCL (KM -Log)	8.222E+8
KM SD (logged)	3.105	95% Critical H Value (KM-Log)	11.79
KM Standard Error of Mean (logged)	1.464		
DL/2 Statistics			
DL/2 Normal		**DL/2 Log-Transformed**	
Mean in Original Scale	6.551	Mean in Log Scale	-0.901
SD in Original Scale	13	SD in Log Scale	3.742
95% t UCL (Assumes normality)	17.25	95% H-Stat UCL	8.992E+12
DL/2 is not a recommended method, provided for comparisons and historical reasons			

Nonparametric Distribution Free UCL Statistics			
Detected Data appear Approximate Normal Distributed at 5% Significance Level			
Suggested UCL to Use			
95% KM (t) UCL	17.83	95% KM (Percentile Bootstrap) UCL	N/A
Warning: One or more Recommended UCL(s) not available!			
Note: Suggestions regarding the selection of a 95% UCL are provided to help the user to select the most appropriate 95% UCL.			
Recommendations are based upon data size, data distribution, and skewness.			
These recommendations are based upon the results of the simulation studies summarized in Singh, Maichle, and Lee (2006).			
However, simulations results will not cover all Real World data sets; for additional insight the user may want to consult a statistician.			
Result (xylenes (total)_aoi-12_septic tank 1,4,11_10 ft)			
General Statistics			
Total Number of Observations	1	Number of Distinct Observations	1
		Number of Missing Observations	0
Minimum	0.359	Mean	0.359
Maximum	0.359	Median	0.359
Warning: This data set only has 1 observations!			
Data set is too small to compute reliable and meaningful statistics and estimates!			
The data set for variable Result (xylenes (total)_aoi-12_septic tank 1,4,11_10 ft) was not processed!			
It is suggested to collect at least 8 to 10 observations before using these statistical methods!			
If possible, compute and collect Data Quality Objectives (DQO) based sample size and analytical results.			
Result (xylenes (total)_aoi-12_septic tank 1,4,11_20 ft)			
General Statistics			
Total Number of Observations	5	Number of Distinct Observations	2
Number of Detects	1	Number of Non-Detects	4
Number of Distinct Detects	1	Number of Distinct Non-Detects	1
Warning: Only one distinct data value was detected! ProUCL (or any other software) should not be used on such a data set!			
It is suggested to use alternative site specific values determined by the Project Team to estimate environmental parameters (e.g., EPC, BTV).			
The data set for variable Result (xylenes (total)_aoi-12_septic tank 1,4,11_20 ft) was not processed!			
Result (xylenes (total)_aoi-9_20 ft)			
General Statistics			
Total Number of Observations	11	Number of Distinct Observations	8
Number of Detects	7	Number of Non-Detects	4
Number of Distinct Detects	7	Number of Distinct Non-Detects	1
Minimum Detect	0.249	Minimum Non-Detect	0.008
Maximum Detect	575	Maximum Non-Detect	0.008
Variance Detects	43863	Percent Non-Detects	36.36%
Mean Detects	108.2	SD Detects	209.4
Median Detects	31	CV Detects	1.936
Skewness Detects	2.469	Kurtosis Detects	6.23
Mean of Logged Detects	2.321	SD of Logged Detects	2.958
Normal GOF Test on Detects Only			
Shapiro Wilk Test Statistic	0.598	**Shapiro Wilk GOF Test**	
5% Shapiro Wilk Critical Value	0.803	Detected Data Not Normal at 5% Significance Level	
Lilliefors Test Statistic	0.356	**Lilliefors GOF Test**	
5% Lilliefors Critical Value	0.335	Detected Data Not Normal at 5% Significance Level	
Detected Data Not Normal at 5% Significance Level			
Kaplan-Meier (KM) Statistics using Normal Critical Values and other Nonparametric UCLs			

Mean	68.85	Standard Error of Mean	53.15
SD	163.2	95% KM (BCA) UCL	165.5
95% KM (t) UCL	165.2	95% KM (Percentile Bootstrap) UCL	167
95% KM (z) UCL	156.3	95% KM Bootstrap t UCL	754.1
90% KM Chebyshev UCL	228.3	95% KM Chebyshev UCL	300.5
97.5% KM Chebyshev UCL	400.8	99% KM Chebyshev UCL	597.7
Gamma GOF Tests on Detected Observations Only			
A-D Test Statistic	0.35	**Anderson-Darling GOF Test**	
5% A-D Critical Value	0.787	Detected data appear Gamma Distributed at 5% Significance Level	
K-S Test Statistic	0.226	**Kolmogrov-Smirnoff GOF**	
5% K-S Critical Value	0.336	Detected data appear Gamma Distributed at 5% Significance Level	
Detected data appear Gamma Distributed at 5% Significance Level			
Gamma Statistics on Detected Data Only			
k hat (MLE)	0.293	k star (bias corrected MLE)	0.263
Theta hat (MLE)	369.3	Theta star (bias corrected MLE)	411.9
nu hat (MLE)	4.101	nu star (bias corrected)	3.677
MLE Mean (bias corrected)	108.2	MLE Sd (bias corrected)	211.1
Gamma Kaplan-Meier (KM) Statistics			
k hat (KM)	0.178	nu hat (KM)	3.915
Approximate Chi Square Value (3.92, α)	0.689	Adjusted Chi Square Value (3.92, β)	0.503
95% Gamma Approximate KM-UCL (use when n>=50)	391.5	95% Gamma Adjusted KM-UCL (use when n<50)	535.6
Gamma ROS Statistics using Imputed Non-Detects			
GROS may not be used when data set has > 50% NDs with many tied observations at multiple DLs			
GROS may not be used when kstar of detected data is small such as < 0.1			
For such situations, GROS method tends to yield inflated values of UCLs and BTVs			
For gamma distributed detected data, BTVs and UCLs may be computed using gamma distribution on KM estimates			
Minimum	0.01	Mean	68.85
Maximum	575	Median	0.524
SD	171.2	CV	2.486
k hat (MLE)	0.17	k star (bias corrected MLE)	0.184
Theta hat (MLE)	404.3	Theta star (bias corrected MLE)	373.3
nu hat (MLE)	3.746	nu star (bias corrected)	4.058
MLE Mean (bias corrected)	68.85	MLE Sd (bias corrected)	160.3
		Adjusted Level of Significance (β)	0.0278
Approximate Chi Square Value (4.06, α)	0.745	Adjusted Chi Square Value (4.06, β)	0.548
95% Gamma Approximate UCL (use when n>=50)	375.2	95% Gamma Adjusted UCL (use when n<50)	509.7
Lognormal GOF Test on Detected Observations Only			
Shapiro Wilk Test Statistic	0.919	**Shapiro Wilk GOF Test**	
5% Shapiro Wilk Critical Value	0.803	Detected Data appear Lognormal at 5% Significance Level	
Lilliefors Test Statistic	0.218	**Lilliefors GOF Test**	
5% Lilliefors Critical Value	0.335	Detected Data appear Lognormal at 5% Significance Level	
Detected Data appear Lognormal at 5% Significance Level			
Lognormal ROS Statistics Using Imputed Non-Detects			
Mean in Original Scale	68.85	Mean in Log Scale	-0.543
SD in Original Scale	171.2	SD in Log Scale	4.723
95% t UCL (assumes normality of ROS data)	162.4	95% Percentile Bootstrap UCL	165.3
95% BCA Bootstrap UCL	221.9	95% Bootstrap t UCL	801.4
95% H-UCL (Log ROS)	1.361E+12		
UCLs using Lognormal Distribution and KM Estimates when Detected data are Lognormally Distributed			
KM Mean (logged)	-0.279	95% H-UCL (KM -Log)	1.283E+9
KM SD (logged)	4.075	95% Critical H Value (KM-Log)	10.05
KM Standard Error of Mean (logged)	1.327		
DL/2 Statistics			
DL/2 Normal		**DL/2 Log-Transformed**	
Mean in Original Scale	68.85	Mean in Log Scale	-0.531
SD in Original Scale	171.2	SD in Log Scale	4.572

95% t UCL (Assumes normality)	162.4	95% H-Stat UCL	2.343E+11

DL/2 is not a recommended method, provided for comparisons and historical reasons

Nonparametric Distribution Free UCL Statistics

Detected Data appear Gamma Distributed at 5% Significance Level

Suggested UCL to Use

95% KM (BCA) UCL	165.5	95% GROS Adjusted Gamma UCL	509.7
95% Adjusted Gamma KM-UCL	535.6		

Note: Suggestions regarding the selection of a 95% UCL are provided to help the user to select the most appropriate 95% UCL.

Recommendations are based upon data size, data distribution, and skewness.

These recommendations are based upon the results of the simulation studies summarized in Singh, Maichle, and Lee (2006).

However, simulations results will not cover all Real World data sets; for additional insight the user may want to consult a statistician.

Result (xylenes (total)_aoi-9_sg 5 ft)

General Statistics

Total Number of Observations	6	Number of Distinct Observations	5
Number of Detects	4	Number of Non-Detects	2
Number of Distinct Detects	4	Number of Distinct Non-Detects	1
Minimum Detect	2.95	Minimum Non-Detect	0.008
Maximum Detect	103	Maximum Non-Detect	0.008
Variance Detects	2363	Percent Non-Detects	33.33%
Mean Detects	30.23	SD Detects	48.61
Median Detects	7.49	CV Detects	1.608
Skewness Detects	1.975	Kurtosis Detects	3.914
Mean of Logged Detects	2.398	SD of Logged Detects	1.578

Note: Sample size is small (e.g., <10), if data are collected using ISM approach, you should use
guidance provided in ITRC Tech Reg Guide on ISM (ITRC, 2012) to compute statistics of interest.
For example, you may want to use Chebyshev UCL to estimate EPC (ITRC, 2012).
Chebyshev UCL can be computed using the Nonparametric and All UCL Options of ProUCL 5.0

Normal GOF Test on Detects Only

Shapiro Wilk Test Statistic	0.685	**Shapiro Wilk GOF Test**	
5% Shapiro Wilk Critical Value	0.748	Detected Data Not Normal at 5% Significance Level	
Lilliefors Test Statistic	0.409	**Lilliefors GOF Test**	
5% Lilliefors Critical Value	0.443	Detected Data appear Normal at 5% Significance Level	

Detected Data appear Approximate Normal at 5% Significance Level

Kaplan-Meier (KM) Statistics using Normal Critical Values and other Nonparametric UCLs

Mean	20.16	Standard Error of Mean	17.54
SD	37.21	95% KM (BCA) UCL	N/A
95% KM (t) UCL	55.5	95% KM (Percentile Bootstrap) UCL	N/A
95% KM (z) UCL	49.01	95% KM Bootstrap t UCL	N/A
90% KM Chebyshev UCL	72.78	95% KM Chebyshev UCL	96.62
97.5% KM Chebyshev UCL	129.7	99% KM Chebyshev UCL	194.7

Gamma GOF Tests on Detected Observations Only

A-D Test Statistic	0.535	**Anderson-Darling GOF Test**	
5% A-D Critical Value	0.676	Detected data appear Gamma Distributed at 5% Significance Level	
K-S Test Statistic	0.353	**Kolmogrov-Smirnoff GOF**	
5% K-S Critical Value	0.408	Detected data appear Gamma Distributed at 5% Significance Level	

Detected data appear Gamma Distributed at 5% Significance Level

Gamma Statistics on Detected Data Only

k hat (MLE)	0.61	k star (bias corrected MLE)	0.319
Theta hat (MLE)	49.58	Theta star (bias corrected MLE)	94.74
nu hat (MLE)	4.878	nu star (bias corrected)	2.553
MLE Mean (bias corrected)	30.23	MLE Sd (bias corrected)	53.52

Gamma Kaplan-Meier (KM) Statistics

k hat (KM)	0.293	nu hat (KM)	3.522

Approximate Chi Square Value (3.52, α)	0.542	Adjusted Chi Square Value (3.52, β)	0.252
95% Gamma Approximate KM-UCL (use when n>=50)	130.9	95% Gamma Adjusted KM-UCL (use when n<50)	281.8
Gamma ROS Statistics using Imputed Non-Detects			
GROS may not be used when data set has > 50% NDs with many tied observations at multiple DLs			
GROS may not be used when kstar of detected data is small such as < 0.1			
For such situations, GROS method tends to yield inflated values of UCLs and BTVs			
For gamma distributed detected data, BTVs and UCLs may be computed using gamma distribution on KM estimates			
Minimum	0.01	Mean	20.16
Maximum	103	Median	3.815
SD	40.76	CV	2.022
k hat (MLE)	0.243	k star (bias corrected MLE)	0.232
Theta hat (MLE)	83.04	Theta star (bias corrected MLE)	86.71
nu hat (MLE)	2.913	nu star (bias corrected)	2.79
MLE Mean (bias corrected)	20.16	MLE Sd (bias corrected)	41.81
		Adjusted Level of Significance (β)	0.0122
Approximate Chi Square Value (2.79, α)	0.313	Adjusted Chi Square Value (2.79, β)	0.141
95% Gamma Approximate UCL (use when n>=50)	179.7	95% Gamma Adjusted UCL (use when n<50)	N/A
Lognormal GOF Test on Detected Observations Only			
Shapiro Wilk Test Statistic	0.887	**Shapiro Wilk GOF Test**	
5% Shapiro Wilk Critical Value	0.748	Detected Data appear Lognormal at 5% Significance Level	
Lilliefors Test Statistic	0.267	**Lilliefors GOF Test**	
5% Lilliefors Critical Value	0.443	Detected Data appear Lognormal at 5% Significance Level	
Detected Data appear Lognormal at 5% Significance Level			
Lognormal ROS Statistics Using Imputed Non-Detects			
Mean in Original Scale	20.21	Mean in Log Scale	0.945
SD in Original Scale	40.73	SD in Log Scale	2.597
95% t UCL (assumes normality of ROS data)	53.72	95% Percentile Bootstrap UCL	52.34
95% BCA Bootstrap UCL	55.71	95% Bootstrap t UCL	401.9
95% H-UCL (Log ROS)	7430868		
UCLs using Lognormal Distribution and KM Estimates when Detected data are Lognormally Distributed			
KM Mean (logged)	-0.0108	95% H-UCL (KM -Log)	1.756E+12
KM SD (logged)	3.585	95% Critical H Value (KM-Log)	13.59
KM Standard Error of Mean (logged)	1.69		
DL/2 Statistics			
DL/2 Normal		**DL/2 Log-Transformed**	
Mean in Original Scale	20.16	Mean in Log Scale	-0.242
SD in Original Scale	40.76	SD in Log Scale	4.268
95% t UCL (Assumes normality)	53.69	95% H-Stat UCL	1.715E+17
DL/2 is not a recommended method, provided for comparisons and historical reasons			
Nonparametric Distribution Free UCL Statistics			
Detected Data appear Approximate Normal Distributed at 5% Significance Level			
Suggested UCL to Use			
95% KM (t) UCL	55.5	95% KM (Percentile Bootstrap) UCL	N/A
Warning: One or more Recommended UCL(s) not available!			

Note: Suggestions regarding the selection of a 95% UCL are provided to help the user to select the most appropriate 95% UCL.

Recommendations are based upon data size, data distribution, and skewness.

These recommendations are based upon the results of the simulation studies summarized in Singh, Maichle, and Lee (2006).

However, simulations results will not cover all Real World data sets; for additional insight the user may want to consult a statistician.

Result (4,4'-dde_jces_soil 2 ft)

General Statistics			
Total Number of Observations	105	Number of Distinct Observations	20
Number of Detects	17	Number of Non-Detects	88
Number of Distinct Detects	16	Number of Distinct Non-Detects	4
Minimum Detect	0.0051	Minimum Non-Detect	0.0048

Maximum Detect	0.093	Maximum Non-Detect	0.0099
Variance Detects	4.2778E-4	Percent Non-Detects	83.81%
Mean Detects	0.0151	SD Detects	0.0207
Median Detects	0.0089	CV Detects	1.373
Skewness Detects	3.746	Kurtosis Detects	14.73
Mean of Logged Detects	-4.554	SD of Logged Detects	0.717
Normal GOF Test on Detects Only			
Shapiro Wilk Test Statistic	0.463	**Shapiro Wilk GOF Test**	
5% Shapiro Wilk Critical Value	0.892	Detected Data Not Normal at 5% Significance Level	
Lilliefors Test Statistic	0.364	**Lilliefors GOF Test**	
5% Lilliefors Critical Value	0.215	Detected Data Not Normal at 5% Significance Level	
Detected Data Not Normal at 5% Significance Level			
Kaplan-Meier (KM) Statistics using Normal Critical Values and other Nonparametric UCLs			
Mean	0.00646	Standard Error of Mean	8.9686E-4
SD	0.00892	95% KM (BCA) UCL	0.00844
95% KM (t) UCL	0.00795	95% KM (Percentile Bootstrap) UCL	0.00817
95% KM (z) UCL	0.00794	95% KM Bootstrap t UCL	0.0112
90% KM Chebyshev UCL	0.00915	95% KM Chebyshev UCL	0.0104
97.5% KM Chebyshev UCL	0.0121	99% KM Chebyshev UCL	0.0154
Gamma GOF Tests on Detected Observations Only			
A-D Test Statistic	1.657	**Anderson-Darling GOF Test**	
5% A-D Critical Value	0.755	Detected Data Not Gamma Distributed at 5% Significance Level	
K-S Test Statistic	0.247	**Kolmogrov-Smirnoff GOF**	
5% K-S Critical Value	0.213	Detected Data Not Gamma Distributed at 5% Significance Level	
Detected Data Not Gamma Distributed at 5% Significance Level			
Gamma Statistics on Detected Data Only			
k hat (MLE)	1.539	k star (bias corrected MLE)	1.307
Theta hat (MLE)	0.00979	Theta star (bias corrected MLE)	0.0115
nu hat (MLE)	52.34	nu star (bias corrected)	44.43
MLE Mean (bias corrected)	0.0151	MLE Sd (bias corrected)	0.0132
Gamma Kaplan-Meier (KM) Statistics			
k hat (KM)	0.526	nu hat (KM)	110.4
Approximate Chi Square Value (110.39, α)	87.14	Adjusted Chi Square Value (110.39, β)	86.86
95% Gamma Approximate KM-UCL (use when n>=50)	0.00819	95% Gamma Adjusted KM-UCL (use when n<50)	0.00822
Gamma ROS Statistics using Imputed Non-Detects			
GROS may not be used when data set has > 50% NDs with many tied observations at multiple DLs			
GROS may not be used when kstar of detected data is small such as < 0.1			
For such situations, GROS method tends to yield inflated values of UCLs and BTVs			
For gamma distributed detected data, BTVs and UCLs may be computed using gamma distribution on KM estimates			
Minimum	0.0051	Mean	0.0108
Maximum	0.093	Median	0.01
SD	0.00833	CV	0.77
k hat (MLE)	7.25	k star (bias corrected MLE)	7.049
Theta hat (MLE)	0.00149	Theta star (bias corrected MLE)	0.00153
nu hat (MLE)	1522	nu star (bias corrected)	1480
MLE Mean (bias corrected)	0.0108	MLE Sd (bias corrected)	0.00408
		Adjusted Level of Significance (β)	0.0477
Approximate Chi Square Value (N/A, α)	1392	Adjusted Chi Square Value (N/A, β)	1391
95% Gamma Approximate UCL (use when n>=50)	0.0115	95% Gamma Adjusted UCL (use when n<50)	0.0115
Lognormal GOF Test on Detected Observations Only			
Shapiro Wilk Test Statistic	0.824	**Shapiro Wilk GOF Test**	
5% Shapiro Wilk Critical Value	0.892	Detected Data Not Lognormal at 5% Significance Level	
Lilliefors Test Statistic	0.162	**Lilliefors GOF Test**	
5% Lilliefors Critical Value	0.215	Detected Data appear Lognormal at 5% Significance Level	
Detected Data appear Approximate Lognormal at 5% Significance Level			
Lognormal ROS Statistics Using Imputed Non-Detects			

Mean in Original Scale	0.00325	Mean in Log Scale	-7.075
SD in Original Scale	0.00969	SD in Log Scale	1.623
95% t UCL (assumes normality of ROS data)	0.00482	95% Percentile Bootstrap UCL	0.00498
95% BCA Bootstrap UCL	0.00615	95% Bootstrap t UCL	0.00696
95% H-UCL (Log ROS)	0.00498		
UCLs using Lognormal Distribution and KM Estimates when Detected data are Lognormally Distributed			
KM Mean (logged)	-5.212	95% H-UCL (KM -Log)	0.00634
KM SD (logged)	0.402	95% Critical H Value (KM-Log)	1.78
KM Standard Error of Mean (logged)	0.0405		
DL/2 Statistics			
DL/2 Normal		**DL/2 Log-Transformed**	
Mean in Original Scale	0.00454	Mean in Log Scale	-5.759
SD in Original Scale	0.00935	SD in Log Scale	0.606
95% t UCL (Assumes normality)	0.00606	95% H-Stat UCL	0.00424
DL/2 is not a recommended method, provided for comparisons and historical reasons			
Nonparametric Distribution Free UCL Statistics			
Detected Data appear Approximate Lognormal Distributed at 5% Significance Level			
Suggested UCL to Use			
95% KM (t) UCL	0.00795	95% KM (% Bootstrap) UCL	0.00817
Note: Suggestions regarding the selection of a 95% UCL are provided to help the user to select the most appropriate 95% UCL.			
Recommendations are based upon data size, data distribution, and skewness.			
These recommendations are based upon the results of the simulation studies summarized in Singh, Maichle, and Lee (2006).			
However, simulations results will not cover all Real World data sets; for additional insight the user may want to consult a statistician.			
Result (4,4'-ddt_jces_soil 2 ft)			
General Statistics			
Total Number of Observations	105	Number of Distinct Observations	13
Number of Detects	11	Number of Non-Detects	94
Number of Distinct Detects	11	Number of Distinct Non-Detects	4
Minimum Detect	0.005	Minimum Non-Detect	0.0048
Maximum Detect	0.018	Maximum Non-Detect	0.0099
Variance Detects	1.5916E-5	Percent Non-Detects	89.52%
Mean Detects	0.00982	SD Detects	0.00399
Median Detects	0.0097	CV Detects	0.406
Skewness Detects	1.092	Kurtosis Detects	0.793
Mean of Logged Detects	-4.693	SD of Logged Detects	0.387
Normal GOF Test on Detects Only			
Shapiro Wilk Test Statistic	0.867	**Shapiro Wilk GOF Test**	
5% Shapiro Wilk Critical Value	0.85	Detected Data appear Normal at 5% Significance Level	
Lilliefors Test Statistic	0.3	**Lilliefors GOF Test**	
5% Lilliefors Critical Value	0.267	Detected Data Not Normal at 5% Significance Level	
Detected Data appear Approximate Normal at 5% Significance Level			
Kaplan-Meier (KM) Statistics using Normal Critical Values and other Nonparametric UCLs			
Mean	0.00533	Standard Error of Mean	2.0190E-4
SD	0.00197	95% KM (BCA) UCL	0.00579
95% KM (t) UCL	0.00566	95% KM (Percentile Bootstrap) UCL	0.0057
95% KM (z) UCL	0.00566	95% KM Bootstrap t UCL	0.00578
90% KM Chebyshev UCL	0.00593	95% KM Chebyshev UCL	0.00621
97.5% KM Chebyshev UCL	0.00659	99% KM Chebyshev UCL	0.00734
Gamma GOF Tests on Detected Observations Only			
A-D Test Statistic	0.485	**Anderson-Darling GOF Test**	
5% A-D Critical Value	0.73	Detected data appear Gamma Distributed at 5% Significance Level	
K-S Test Statistic	0.25	**Kolmogrov-Smirnoff GOF**	
5% K-S Critical Value	0.256	Detected data appear Gamma Distributed at 5% Significance Level	
Detected data appear Gamma Distributed at 5% Significance Level			

Gamma Statistics on Detected Data Only			
k hat (MLE)	7.365	k star (bias corrected MLE)	5.417
Theta hat (MLE)	0.00133	Theta star (bias corrected MLE)	0.00181
nu hat (MLE)	162	nu star (bias corrected)	119.2
MLE Mean (bias corrected)	0.00982	MLE Sd (bias corrected)	0.00422
Gamma Kaplan-Meier (KM) Statistics			
k hat (KM)	7.309	nu hat (KM)	1535
Approximate Chi Square Value (N/A, α)	1445	Adjusted Chi Square Value (N/A, β)	1444
95% Gamma Approximate KM-UCL (use when n>=50)	0.00566	95% Gamma Adjusted KM-UCL (use when n<50)	0.00566
Gamma ROS Statistics using Imputed Non-Detects			
GROS may not be used when data set has > 50% NDs with many tied observations at multiple DLs			
GROS may not be used when kstar of detected data is small such as < 0.1			
For such situations, GROS method tends to yield inflated values of UCLs and BTVs			
For gamma distributed detected data, BTVs and UCLs may be computed using gamma distribution on KM estimates			
Minimum	0.005	Mean	0.00998
Maximum	0.018	Median	0.01
SD	0.00124	CV	0.124
k hat (MLE)	68.77	k star (bias corrected MLE)	66.81
Theta hat (MLE)	1.4513E-4	Theta star (bias corrected MLE)	1.4939E-4
nu hat (MLE)	14442	nu star (bias corrected)	14031
MLE Mean (bias corrected)	0.00998	MLE Sd (bias corrected)	0.00122
		Adjusted Level of Significance (β)	0.0477
Approximate Chi Square Value (N/A, α)	13756	Adjusted Chi Square Value (N/A, β)	13753
95% Gamma Approximate UCL (use when n>=50)	0.0102	95% Gamma Adjusted UCL (use when n<50)	0.0102
Lognormal GOF Test on Detected Observations Only			
Shapiro Wilk Test Statistic	0.936	**Shapiro Wilk GOF Test**	
5% Shapiro Wilk Critical Value	0.85	Detected Data appear Lognormal at 5% Significance Level	
Lilliefors Test Statistic	0.228	**Lilliefors GOF Test**	
5% Lilliefors Critical Value	0.267	Detected Data appear Lognormal at 5% Significance Level	
Detected Data appear Lognormal at 5% Significance Level			
Lognormal ROS Statistics Using Imputed Non-Detects			
Mean in Original Scale	0.00267	Mean in Log Scale	-6.372
SD in Original Scale	0.00301	SD in Log Scale	0.943
95% t UCL (assumes normality of ROS data)	0.00316	95% Percentile Bootstrap UCL	0.00317
95% BCA Bootstrap UCL	0.00326	95% Bootstrap t UCL	0.0033
95% H-UCL (Log ROS)	0.00325		
UCLs using Lognormal Distribution and KM Estimates when Detected data are Lognormally Distributed			
KM Mean (logged)	-5.271	95% H-UCL (KM -Log)	0.00549
KM SD (logged)	0.231	95% Critical H Value (KM-Log)	1.708
KM Standard Error of Mean (logged)	0.0237		
DL/2 Statistics			
DL/2 Normal		**DL/2 Log-Transformed**	
Mean in Original Scale	0.00327	Mean in Log Scale	-5.857
SD in Original Scale	0.00258	SD in Log Scale	0.423
95% t UCL (Assumes normality)	0.00369	95% H-Stat UCL	0.00337
DL/2 is not a recommended method, provided for comparisons and historical reasons			
Nonparametric Distribution Free UCL Statistics			
Detected Data appear Approximate Normal Distributed at 5% Significance Level			
Suggested UCL to Use			
95% KM (t) UCL	0.00566	95% KM (Percentile Bootstrap) UCL	0.0057
Note: Suggestions regarding the selection of a 95% UCL are provided to help the user to select the most appropriate 95% UCL.			
Recommendations are based upon data size, data distribution, and skewness.			
These recommendations are based upon the results of the simulation studies summarized in Singh, Maichle, and Lee (2006).			
However, simulations results will not cover all Real World data sets; for additional insight the user may want to consult a statistician.			

Result (aroclor-1260_jces_soil 2 ft)

General Statistics

Total Number of Observations	90	Number of Distinct Observations	5
Number of Detects	1	Number of Non-Detects	89
Number of Distinct Detects	1	Number of Distinct Non-Detects	4

Warning: Only one distinct data value was detected! ProUCL (or any other software) should not be used on such a data set!

It is suggested to use alternative site specific values determined by the Project Team to estimate environmental parameters (e.g., EPC, BTV).

The data set for variable Result (aroclor-1260_jces_soil 2 ft) was not processed!

Result (barium_jces_soil 2 ft)

General Statistics

Total Number of Observations	19	Number of Distinct Observations	19
		Number of Missing Observations	0
Minimum	11	Mean	91.95
Maximum	620	Median	63
SD	131.5	Std. Error of Mean	30.17
Coefficient of Variation	1.43	Skewness	3.971

Normal GOF Test

Shapiro Wilk Test Statistic	0.46	**Shapiro Wilk GOF Test**
5% Shapiro Wilk Critical Value	0.901	Data Not Normal at 5% Significance Level
Lilliefors Test Statistic	0.37	**Lilliefors GOF Test**
5% Lilliefors Critical Value	0.203	Data Not Normal at 5% Significance Level

Data Not Normal at 5% Significance Level

Assuming Normal Distribution

95% Normal UCL		**95% UCLs (Adjusted for Skewness)**	
95% Student's-t UCL	144.3	95% Adjusted-CLT UCL (Chen-1995)	170.9
		95% Modified-t UCL (Johnson-1978)	148.8

Gamma GOF Test

A-D Test Statistic	1.222	**Anderson-Darling Gamma GOF Test**
5% A-D Critical Value	0.76	Data Not Gamma Distributed at 5% Significance Level
K-S Test Statistic	0.244	**Kolmogrov-Smirnoff Gamma GOF Test**
5% K-S Critical Value	0.203	Data Not Gamma Distributed at 5% Significance Level

Data Not Gamma Distributed at 5% Significance Level

Gamma Statistics

k hat (MLE)	1.357	k star (bias corrected MLE)	1.178
Theta hat (MLE)	67.76	Theta star (bias corrected MLE)	78.06
nu hat (MLE)	51.57	nu star (bias corrected)	44.76
MLE Mean (bias corrected)	91.95	MLE Sd (bias corrected)	84.72
		Approximate Chi Square Value (0.05)	30.41
Adjusted Level of Significance	0.0369	Adjusted Chi Square Value	29.38

Assuming Gamma Distribution

95% Approximate Gamma UCL (use when n>=50))	135.3	95% Adjusted Gamma UCL (use when n<50)	140.1

Lognormal GOF Test

Shapiro Wilk Test Statistic	0.926	**Shapiro Wilk Lognormal GOF Test**
5% Shapiro Wilk Critical Value	0.901	Data appear Lognormal at 5% Significance Level
Lilliefors Test Statistic	0.171	**Lilliefors Lognormal GOF Test**
5% Lilliefors Critical Value	0.203	Data appear Lognormal at 5% Significance Level

Data appear Lognormal at 5% Significance Level

Lognormal Statistics

Minimum of Logged Data	2.398	Mean of logged Data	4.11
Maximum of Logged Data	6.43	SD of logged Data	0.832

Assuming Lognormal Distribution			
95% H-UCL	137.5	90% Chebyshev (MVUE) UCL	136.5
95% Chebyshev (MVUE) UCL	160.3	97.5% Chebyshev (MVUE) UCL	193.2
99% Chebyshev (MVUE) UCL	257.9		

Nonparametric Distribution Free UCL Statistics			
Data appear to follow a Discernible Distribution at 5% Significance Level			
Nonparametric Distribution Free UCLs			
95% CLT UCL	141.6	95% Jackknife UCL	144.3
95% Standard Bootstrap UCL	140.3	95% Bootstrap-t UCL	265.8
95% Hall's Bootstrap UCL	353.5	95% Percentile Bootstrap UCL	149.2
95% BCA Bootstrap UCL	184.4		
90% Chebyshev(Mean, Sd) UCL	182.4	95% Chebyshev(Mean, Sd) UCL	223.4
97.5% Chebyshev(Mean, Sd) UCL	280.3	99% Chebyshev(Mean, Sd) UCL	392.1
Suggested UCL to Use			
95% H-UCL	137.5		

Note: Suggestions regarding the selection of a 95% UCL are provided to help the user to select the most appropriate 95% UCL.

These recommendations are based upon the results of the simulation studies summarized in Singh, Singh, and Iaci (2002)

and Singh and Singh (2003). However, simulations results will not cover all Real World data sets.

For additional insight the user may want to consult a statistician.

ProUCL computes and outputs H-statistic based UCLs for historical reasons only.

H-statistic often results in unstable (both high and low) values of UCL95 as shown in examples in the Technical Guide.

It is therefore recommended to avoid the use of H-statistic based 95% UCLs.

Use of nonparametric methods are preferred to compute UCL95 for skewed data sets which do not follow a gamma distribution.

Result (cadmium_jces_soil 2 ft)

General Statistics			
Total Number of Observations	19	Number of Distinct Observations	14
Number of Detects	14	Number of Non-Detects	5
Number of Distinct Detects	12	Number of Distinct Non-Detects	2
Minimum Detect	0.95	Minimum Non-Detect	0.49
Maximum Detect	4.2	Maximum Non-Detect	0.5
Variance Detects	1.274	Percent Non-Detects	26.32%
Mean Detects	1.968	SD Detects	1.129
Median Detects	1.45	CV Detects	0.574
Skewness Detects	1.139	Kurtosis Detects	-0.297
Mean of Logged Detects	0.546	SD of Logged Detects	0.51
Normal GOF Test on Detects Only			
Shapiro Wilk Test Statistic	0.787	**Shapiro Wilk GOF Test**	
5% Shapiro Wilk Critical Value	0.874	Detected Data Not Normal at 5% Significance Level	
Lilliefors Test Statistic	0.304	**Lilliefors GOF Test**	
5% Lilliefors Critical Value	0.237	Detected Data Not Normal at 5% Significance Level	
Detected Data Not Normal at 5% Significance Level			
Kaplan-Meier (KM) Statistics using Normal Critical Values and other Nonparametric UCLs			
Mean	1.579	Standard Error of Mean	0.271
SD	1.138	95% KM (BCA) UCL	2.034
95% KM (t) UCL	2.049	95% KM (Percentile Bootstrap) UCL	2.037
95% KM (z) UCL	2.025	95% KM Bootstrap t UCL	2.201
90% KM Chebyshev UCL	2.392	95% KM Chebyshev UCL	2.76
97.5% KM Chebyshev UCL	3.271	99% KM Chebyshev UCL	4.275
Gamma GOF Tests on Detected Observations Only			
A-D Test Statistic	1.027	**Anderson-Darling GOF Test**	
5% A-D Critical Value	0.74	Detected Data Not Gamma Distributed at 5% Significance Level	
K-S Test Statistic	0.278	**Kolmogrov-Smirnoff GOF**	
5% K-S Critical Value	0.23	Detected Data Not Gamma Distributed at 5% Significance Level	
Detected Data Not Gamma Distributed at 5% Significance Level			

Gamma Statistics on Detected Data Only			
k hat (MLE)	3.971	k star (bias corrected MLE)	3.168
Theta hat (MLE)	0.496	Theta star (bias corrected MLE)	0.621
nu hat (MLE)	111.2	nu star (bias corrected)	88.7
MLE Mean (bias corrected)	1.968	MLE Sd (bias corrected)	1.106
Gamma Kaplan-Meier (KM) Statistics			
k hat (KM)	1.924	nu hat (KM)	73.13
Approximate Chi Square Value (73.13, α)	54.44	Adjusted Chi Square Value (73.13, β)	53.03
95% Gamma Approximate KM-UCL (use when n>=50)	2.121	95% Gamma Adjusted KM-UCL (use when n<50)	2.177
Gamma ROS Statistics using Imputed Non-Detects			
GROS may not be used when data set has > 50% NDs with many tied observations at multiple DLs			
GROS may not be used when kstar of detected data is small such as < 0.1			
For such situations, GROS method tends to yield inflated values of UCLs and BTVs			
For gamma distributed detected data, BTVs and UCLs may be computed using gamma distribution on KM estimates			
Minimum	0.01	Mean	1.471
Maximum	4.2	Median	1.3
SD	1.286	CV	0.874
k hat (MLE)	0.671	k star (bias corrected MLE)	0.6
Theta hat (MLE)	2.193	Theta star (bias corrected MLE)	2.452
nu hat (MLE)	25.48	nu star (bias corrected)	22.79
MLE Mean (bias corrected)	1.471	MLE Sd (bias corrected)	1.899
		Adjusted Level of Significance (β)	0.0369
Approximate Chi Square Value (22.79, α)	12.93	Adjusted Chi Square Value (22.79, β)	12.29
95% Gamma Approximate UCL (use when n>=50)	2.592	95% Gamma Adjusted UCL (use when n<50)	2.729
Lognormal GOF Test on Detected Observations Only			
Shapiro Wilk Test Statistic	0.868	**Shapiro Wilk GOF Test**	
5% Shapiro Wilk Critical Value	0.874	Detected Data Not Lognormal at 5% Significance Level	
Lilliefors Test Statistic	0.251	**Lilliefors GOF Test**	
5% Lilliefors Critical Value	0.237	Detected Data Not Lognormal at 5% Significance Level	
Detected Data Not Lognormal at 5% Significance Level			
Lognormal ROS Statistics Using Imputed Non-Detects			
Mean in Original Scale	1.588	Mean in Log Scale	0.227
SD in Original Scale	1.162	SD in Log Scale	0.707
95% t UCL (assumes normality of ROS data)	2.05	95% Percentile Bootstrap UCL	2.024
95% BCA Bootstrap UCL	2.103	95% Bootstrap t UCL	2.201
95% H-UCL (Log ROS)	2.337		
DL/2 Statistics			
DL/2 Normal		**DL/2 Log-Transformed**	
Mean in Original Scale	1.516	Mean in Log Scale	0.0363
SD in Original Scale	1.235	SD in Log Scale	0.977
95% t UCL (Assumes normality)	2.007	95% H-Stat UCL	3.029
DL/2 is not a recommended method, provided for comparisons and historical reasons			
Nonparametric Distribution Free UCL Statistics			
Data do not follow a Discernible Distribution at 5% Significance Level			
Suggested UCL to Use			
95% KM (BCA) UCL	2.034		
Note: Suggestions regarding the selection of a 95% UCL are provided to help the user to select the most appropriate 95% UCL.			
Recommendations are based upon data size, data distribution, and skewness.			
These recommendations are based upon the results of the simulation studies summarized in Singh, Maichle, and Lee (2006).			
However, simulations results will not cover all Real World data sets; for additional insight the user may want to consult a statistician.			
Result (chlordane (total)_jces_soil 2 ft)			
General Statistics			
Total Number of Observations	105	Number of Distinct Observations	18

Number of Detects	18	Number of Non-Detects	87
Number of Distinct Detects	15	Number of Distinct Non-Detects	4
Minimum Detect	0.061	Minimum Non-Detect	0.048
Maximum Detect	2.6	Maximum Non-Detect	0.099
Variance Detects	0.345	Percent Non-Detects	82.86%
Mean Detects	0.312	SD Detects	0.587
Median Detects	0.16	CV Detects	1.882
Skewness Detects	3.9	Kurtosis Detects	15.77
Mean of Logged Detects	-1.768	SD of Logged Detects	0.905
Normal GOF Test on Detects Only			
Shapiro Wilk Test Statistic	0.413	**Shapiro Wilk GOF Test**	
5% Shapiro Wilk Critical Value	0.897	Detected Data Not Normal at 5% Significance Level	
Lilliefors Test Statistic	0.417	**Lilliefors GOF Test**	
5% Lilliefors Critical Value	0.209	Detected Data Not Normal at 5% Significance Level	
Detected Data Not Normal at 5% Significance Level			
Kaplan-Meier (KM) Statistics using Normal Critical Values and other Nonparametric UCLs			
Mean	0.0933	Standard Error of Mean	0.0257
SD	0.256	95% KM (BCA) UCL	0.143
95% KM (t) UCL	0.136	95% KM (Percentile Bootstrap) UCL	0.141
95% KM (z) UCL	0.136	95% KM Bootstrap t UCL	0.287
90% KM Chebyshev UCL	0.17	95% KM Chebyshev UCL	0.205
97.5% KM Chebyshev UCL	0.254	99% KM Chebyshev UCL	0.349
Gamma GOF Tests on Detected Observations Only			
A-D Test Statistic	2.059	**Anderson-Darling GOF Test**	
5% A-D Critical Value	0.768	Detected Data Not Gamma Distributed at 5% Significance Level	
K-S Test Statistic	0.322	**Kolmogrov-Smirnoff GOF**	
5% K-S Critical Value	0.21	Detected Data Not Gamma Distributed at 5% Significance Level	
Detected Data Not Gamma Distributed at 5% Significance Level			
Gamma Statistics on Detected Data Only			
k hat (MLE)	0.961	k star (bias corrected MLE)	0.838
Theta hat (MLE)	0.324	Theta star (bias corrected MLE)	0.372
nu hat (MLE)	34.61	nu star (bias corrected)	30.17
MLE Mean (bias corrected)	0.312	MLE Sd (bias corrected)	0.341
Gamma Kaplan-Meier (KM) Statistics			
k hat (KM)	0.132	nu hat (KM)	27.81
Approximate Chi Square Value (27.81, α)	16.78	Adjusted Chi Square Value (27.81, β)	16.66
95% Gamma Approximate KM-UCL (use when n>=50)	0.155	95% Gamma Adjusted KM-UCL (use when n<50)	0.156
Gamma ROS Statistics using Imputed Non-Detects			
GROS may not be used when data set has > 50% NDs with many tied observations at multiple DLs			
GROS may not be used when kstar of detected data is small such as < 0.1			
For such situations, GROS method tends to yield inflated values of UCLs and BTVs			
For gamma distributed detected data, BTVs and UCLs may be computed using gamma distribution on KM estimates			
Minimum	0.01	Mean	0.0618
Maximum	2.6	Median	0.01
SD	0.263	CV	4.266
k hat (MLE)	0.479	k star (bias corrected MLE)	0.472
Theta hat (MLE)	0.129	Theta star (bias corrected MLE)	0.131
nu hat (MLE)	100.6	nu star (bias corrected)	99.09
MLE Mean (bias corrected)	0.0618	MLE Sd (bias corrected)	0.0899
		Adjusted Level of Significance (β)	0.0477
Approximate Chi Square Value (99.09, α)	77.13	Adjusted Chi Square Value (99.09, β)	76.86
95% Gamma Approximate UCL (use when n>=50)	0.0793	95% Gamma Adjusted UCL (use when n<50)	0.0796
Lognormal GOF Test on Detected Observations Only			
Shapiro Wilk Test Statistic	0.842	**Shapiro Wilk GOF Test**	
5% Shapiro Wilk Critical Value	0.897	Detected Data Not Lognormal at 5% Significance Level	
Lilliefors Test Statistic	0.223	**Lilliefors GOF Test**	
5% Lilliefors Critical Value	0.209	Detected Data Not Lognormal at 5% Significance Level	

Detected Data Not Lognormal at 5% Significance Level			
Lognormal ROS Statistics Using Imputed Non-Detects			
Mean in Original Scale	0.0615	Mean in Log Scale	-4.899
SD in Original Scale	0.264	SD in Log Scale	2.058
95% t UCL (assumes normality of ROS data)	0.104	95% Percentile Bootstrap UCL	0.11
95% BCA Bootstrap UCL	0.147	95% Bootstrap t UCL	0.217
95% H-UCL (Log ROS)	0.123		
DL/2 Statistics			
DL/2 Normal		**DL/2 Log-Transformed**	
Mean in Original Scale	0.0742	Mean in Log Scale	-3.36
SD in Original Scale	0.261	SD in Log Scale	0.817
95% t UCL (Assumes normality)	0.117	95% H-Stat UCL	0.0572
DL/2 is not a recommended method, provided for comparisons and historical reasons			
Nonparametric Distribution Free UCL Statistics			
Data do not follow a Discernible Distribution at 5% Significance Level			
Suggested UCL to Use			
95% KM (t) UCL	0.136	95% KM (% Bootstrap) UCL	0.141
Note: Suggestions regarding the selection of a 95% UCL are provided to help the user to select the most appropriate 95% UCL.			
Recommendations are based upon data size, data distribution, and skewness.			
These recommendations are based upon the results of the simulation studies summarized in Singh, Maichle, and Lee (2006).			
However, simulations results will not cover all Real World data sets; for additional insight the user may want to consult a statistician.			
Result (copper_jces_soil 2 ft)			
General Statistics			
Total Number of Observations	19	Number of Distinct Observations	14
		Number of Missing Observations	0
Minimum	2.1	Mean	16.01
Maximum	32	Median	19
SD	8.038	Std. Error of Mean	1.844
Coefficient of Variation	0.502	Skewness	-0.314
Normal GOF Test			
Shapiro Wilk Test Statistic	0.92	**Shapiro Wilk GOF Test**	
5% Shapiro Wilk Critical Value	0.901	Data appear Normal at 5% Significance Level	
Lilliefors Test Statistic	0.172	**Lilliefors GOF Test**	
5% Lilliefors Critical Value	0.203	Data appear Normal at 5% Significance Level	
Data appear Normal at 5% Significance Level			
Assuming Normal Distribution			
95% Normal UCL		**95% UCLs (Adjusted for Skewness)**	
95% Student's-t UCL	19.2	95% Adjusted-CLT UCL (Chen-1995)	18.9
		95% Modified-t UCL (Johnson-1978)	19.18
Gamma GOF Test			
A-D Test Statistic	1.32	**Anderson-Darling Gamma GOF Test**	
5% A-D Critical Value	0.749	Data Not Gamma Distributed at 5% Significance Level	
K-S Test Statistic	0.235	**Kolmogrov-Smirnoff Gamma GOF Test**	
5% K-S Critical Value	0.2	Data Not Gamma Distributed at 5% Significance Level	
Data Not Gamma Distributed at 5% Significance Level			
Gamma Statistics			
k hat (MLE)	2.65	k star (bias corrected MLE)	2.267
Theta hat (MLE)	6.039	Theta star (bias corrected MLE)	7.06
nu hat (MLE)	100.7	nu star (bias corrected)	86.14
MLE Mean (bias corrected)	16.01	MLE Sd (bias corrected)	10.63
		Approximate Chi Square Value (0.05)	65.75
Adjusted Level of Significance	0.0369	Adjusted Chi Square Value	64.19

Assuming Gamma Distribution			
95% Approximate Gamma UCL (use when n>=50))	20.97	95% Adjusted Gamma UCL (use when n<50)	21.48
Lognormal GOF Test			
Shapiro Wilk Test Statistic	0.815	**Shapiro Wilk Lognormal GOF Test**	
5% Shapiro Wilk Critical Value	0.901	Data Not Lognormal at 5% Significance Level	
Lilliefors Test Statistic	0.272	**Lilliefors Lognormal GOF Test**	
5% Lilliefors Critical Value	0.203	Data Not Lognormal at 5% Significance Level	
Data Not Lognormal at 5% Significance Level			
Lognormal Statistics			
Minimum of Logged Data	0.742	Mean of logged Data	2.573
Maximum of Logged Data	3.466	SD of logged Data	0.755
Assuming Lognormal Distribution			
95% H-UCL	26.18	90% Chebyshev (MVUE) UCL	26.66
95% Chebyshev (MVUE) UCL	30.98	97.5% Chebyshev (MVUE) UCL	36.99
99% Chebyshev (MVUE) UCL	48.78		
Nonparametric Distribution Free UCL Statistics			
Data appear to follow a Discernible Distribution at 5% Significance Level			
Nonparametric Distribution Free UCLs			
95% CLT UCL	19.04	95% Jackknife UCL	19.2
95% Standard Bootstrap UCL	18.98	95% Bootstrap-t UCL	19.01
95% Hall's Bootstrap UCL	18.95	95% Percentile Bootstrap UCL	18.85
95% BCA Bootstrap UCL	18.78		
90% Chebyshev(Mean, Sd) UCL	21.54	95% Chebyshev(Mean, Sd) UCL	24.04
97.5% Chebyshev(Mean, Sd) UCL	27.52	99% Chebyshev(Mean, Sd) UCL	34.35
Suggested UCL to Use			
95% Student's-t UCL	19.2		
Note: Suggestions regarding the selection of a 95% UCL are provided to help the user to select the most appropriate 95% UCL.			
These recommendations are based upon the results of the simulation studies summarized in Singh, Singh, and Iaci (2002)			
and Singh and Singh (2003). However, simulations results will not cover all Real World data sets.			
For additional insight the user may want to consult a statistician.			
Note: For highly negatively-skewed data, confidence limits (e.g., Chen, Johnson, Lognormal, and Gamma) may not be			
reliable. Chen's and Johnson's methods provide adjustments for positvely skewed data sets.			
Result (dieldrin_jces_soil 2 ft)			
General Statistics			
Total Number of Observations	105	Number of Distinct Observations	5
Number of Detects	1	Number of Non-Detects	104
Number of Distinct Detects	1	Number of Distinct Non-Detects	4
Warning: Only one distinct data value was detected! ProUCL (or any other software) should not be used on such a data set!			
It is suggested to use alternative site specific values determined by the Project Team to estimate environmental parameters (e.g., EPC, BTV).			
The data set for variable Result (dieldrin_jces_soil 2 ft) was not processed!			
Result (heptachlor epoxide_jces_soil 2 ft)			
General Statistics			
Total Number of Observations	105	Number of Distinct Observations	6
Number of Detects	2	Number of Non-Detects	103
Number of Distinct Detects	2	Number of Distinct Non-Detects	4
Minimum Detect	0.0076	Minimum Non-Detect	0.0048
Maximum Detect	0.051	Maximum Non-Detect	0.0099
Variance Detects	9.4178E-4	Percent Non-Detects	98.1%
Mean Detects	0.0293	SD Detects	0.0307

Median Detects	0.0293	CV Detects	1.047
Skewness Detects	N/A	Kurtosis Detects	N/A
Mean of Logged Detects	-3.928	SD of Logged Detects	1.346
Warning: Data set has only 2 Detected Values.			
This is not enough to compute meaningful or reliable statistics and estimates.			
Normal GOF Test on Detects Only			
Not Enough Data to Perform GOF Test			
Kaplan-Meier (KM) Statistics using Normal Critical Values and other Nonparametric UCLs			
Mean	0.00527	Standard Error of Mean	6.2008E-4
SD	0.00449	95% KM (BCA) UCL	N/A
95% KM (t) UCL	0.0063	95% KM (Percentile Bootstrap) UCL	N/A
95% KM (z) UCL	0.00629	95% KM Bootstrap t UCL	N/A
90% KM Chebyshev UCL	0.00713	95% KM Chebyshev UCL	0.00797
97.5% KM Chebyshev UCL	0.00914	99% KM Chebyshev UCL	0.0114
Gamma GOF Tests on Detected Observations Only			
Not Enough Data to Perform GOF Test			
Gamma Statistics on Detected Data Only			
k hat (MLE)	1.401	k star (bias corrected MLE)	N/A
Theta hat (MLE)	0.0209	Theta star (bias corrected MLE)	N/A
nu hat (MLE)	5.603	nu star (bias corrected)	N/A
MLE Mean (bias corrected)	N/A	MLE Sd (bias corrected)	N/A
Gamma Kaplan-Meier (KM) Statistics			
k hat (KM)	1.374	nu hat (KM)	288.6
		Adjusted Level of Significance (β)	0.0477
Approximate Chi Square Value (288.60, α)	250.3	Adjusted Chi Square Value (288.60, β)	249.8
95% Gamma Approximate KM-UCL (use when n>=50)	0.00607	95% Gamma Adjusted KM-UCL (use when n<50)	0.00609
Lognormal GOF Test on Detected Observations Only			
Not Enough Data to Perform GOF Test			
Lognormal ROS Statistics Using Imputed Non-Detects			
Mean in Original Scale	5.9812E-4	Mean in Log Scale	-15.15
SD in Original Scale	0.00502	SD in Log Scale	4.446
95% t UCL (assumes normality of ROS data)	0.00141	95% Percentile Bootstrap UCL	0.00156
95% BCA Bootstrap UCL	0.00245	95% Bootstrap t UCL	0.0197
95% H-UCL (Log ROS)	0.0894		
DL/2 Statistics			
DL/2 Normal		**DL/2 Log-Transformed**	
Mean in Original Scale	0.00301	Mean in Log Scale	-5.954
SD in Original Scale	0.00476	SD in Log Scale	0.32
95% t UCL (Assumes normality)	0.00379	95% H-Stat UCL	0.00289
DL/2 is not a recommended method, provided for comparisons and historical reasons			
Nonparametric Distribution Free UCL Statistics			
Data do not follow a Discernible Distribution at 5% Significance Level			
Suggested UCL to Use			
95% KM (BCA) UCL	N/A		
Warning: One or more Recommended UCL(s) not available!			

Note: Suggestions regarding the selection of a 95% UCL are provided to help the user to select the most appropriate 95% UCL.

Recommendations are based upon data size, data distribution, and skewness.

These recommendations are based upon the results of the simulation studies summarized in Singh, Maichle, and Lee (2006).

However, simulations results will not cover all Real World data sets; for additional insight the user may want to consult a statistician.

Result (mercury_jces_soil 2 ft)

General Statistics			
Total Number of Observations	19	Number of Distinct Observations	13
Number of Detects	16	Number of Non-Detects	3
Number of Distinct Detects	12	Number of Distinct Non-Detects	1
Minimum Detect	0.028	Minimum Non-Detect	0.02
Maximum Detect	0.11	Maximum Non-Detect	0.02
Variance Detects	7.0647E-4	Percent Non-Detects	15.79%
Mean Detects	0.0463	SD Detects	0.0266
Median Detects	0.0345	CV Detects	0.575
Skewness Detects	1.964	Kurtosis Detects	3.011
Mean of Logged Detects	-3.184	SD of Logged Detects	0.447
Normal GOF Test on Detects Only			
Shapiro Wilk Test Statistic	0.678	**Shapiro Wilk GOF Test**	
5% Shapiro Wilk Critical Value	0.887	Detected Data Not Normal at 5% Significance Level	
Lilliefors Test Statistic	0.246	**Lilliefors GOF Test**	
5% Lilliefors Critical Value	0.222	Detected Data Not Normal at 5% Significance Level	
Detected Data Not Normal at 5% Significance Level			
Kaplan-Meier (KM) Statistics using Normal Critical Values and other Nonparametric UCLs			
Mean	0.0421	Standard Error of Mean	0.00604
SD	0.0255	95% KM (BCA) UCL	0.0528
95% KM (t) UCL	0.0526	95% KM (Percentile Bootstrap) UCL	0.0523
95% KM (z) UCL	0.052	95% KM Bootstrap t UCL	0.0632
90% KM Chebyshev UCL	0.0602	95% KM Chebyshev UCL	0.0684
97.5% KM Chebyshev UCL	0.0798	99% KM Chebyshev UCL	0.102
Gamma GOF Tests on Detected Observations Only			
A-D Test Statistic	1.466	**Anderson-Darling GOF Test**	
5% A-D Critical Value	0.742	Detected Data Not Gamma Distributed at 5% Significance Level	
K-S Test Statistic	0.204	**Kolmogrov-Smirnoff GOF**	
5% K-S Critical Value	0.216	Detected data appear Gamma Distributed at 5% Significance Level	
Detected data follow Appr. Gamma Distribution at 5% Significance Level			
Gamma Statistics on Detected Data Only			
k hat (MLE)	4.695	k star (bias corrected MLE)	3.857
Theta hat (MLE)	0.00985	Theta star (bias corrected MLE)	0.012
nu hat (MLE)	150.3	nu star (bias corrected)	123.4
MLE Mean (bias corrected)	0.0463	MLE Sd (bias corrected)	0.0236
Gamma Kaplan-Meier (KM) Statistics			
k hat (KM)	2.73	nu hat (KM)	103.7
Approximate Chi Square Value (103.75, α)	81.24	Adjusted Chi Square Value (103.75, β)	79.5
95% Gamma Approximate KM-UCL (use when n>=50)	0.0538	95% Gamma Adjusted KM-UCL (use when n<50)	0.0549
Gamma ROS Statistics using Imputed Non-Detects			
GROS may not be used when data set has > 50% NDs with many tied observations at multiple DLs			
GROS may not be used when kstar of detected data is small such as < 0.1			
For such situations, GROS method tends to yield inflated values of UCLs and BTVs			
For gamma distributed detected data, BTVs and UCLs may be computed using gamma distribution on KM estimates			
Minimum	0.01	Mean	0.0405
Maximum	0.11	Median	0.032
SD	0.0278	CV	0.686
k hat (MLE)	2.623	k star (bias corrected MLE)	2.244
Theta hat (MLE)	0.0154	Theta star (bias corrected MLE)	0.0181
nu hat (MLE)	99.68	nu star (bias corrected)	85.28
MLE Mean (bias corrected)	0.0405	MLE Sd (bias corrected)	0.0271
		Adjusted Level of Significance (β)	0.0369
Approximate Chi Square Value (85.28, α)	64.99	Adjusted Chi Square Value (85.28, β)	63.45
95% Gamma Approximate UCL (use when n>=50)	0.0532	95% Gamma Adjusted UCL (use when n<50)	0.0545
Lognormal GOF Test on Detected Observations Only			
Shapiro Wilk Test Statistic	0.799	**Shapiro Wilk GOF Test**	

5% Shapiro Wilk Critical Value	0.887	Detected Data Not Lognormal at 5% Significance Level	
Lilliefors Test Statistic	0.195	**Lilliefors GOF Test**	
5% Lilliefors Critical Value	0.222	Detected Data appear Lognormal at 5% Significance Level	
Detected Data appear Approximate Lognormal at 5% Significance Level			
Lognormal ROS Statistics Using Imputed Non-Detects			
Mean in Original Scale	0.0414	Mean in Log Scale	-3.342
SD in Original Scale	0.0269	SD in Log Scale	0.556
95% t UCL (assumes normality of ROS data)	0.0521	95% Percentile Bootstrap UCL	0.0522
95% BCA Bootstrap UCL	0.0545	95% Bootstrap t UCL	0.0601
95% H-UCL (Log ROS)	0.0541		
UCLs using Lognormal Distribution and KM Estimates when Detected data are Lognormally Distributed			
KM Mean (logged)	-3.299	95% H-UCL (KM -Log)	0.0518
KM SD (logged)	0.477	95% Critical H Value (KM-Log)	1.988
KM Standard Error of Mean (logged)	0.113		
DL/2 Statistics			
DL/2 Normal		**DL/2 Log-Transformed**	
Mean in Original Scale	0.0405	Mean in Log Scale	-3.408
SD in Original Scale	0.0278	SD in Log Scale	0.671
95% t UCL (Assumes normality)	0.0516	95% H-Stat UCL	0.0586
DL/2 is not a recommended method, provided for comparisons and historical reasons			
Nonparametric Distribution Free UCL Statistics			
Detected Data appear Approximate Gamma Distributed at 5% Significance Level			
Suggested UCL to Use			
95% KM (BCA) UCL	0.0528	95% GROS Adjusted Gamma UCL	0.0545
95% Adjusted Gamma KM-UCL	0.0549		
Note: Suggestions regarding the selection of a 95% UCL are provided to help the user to select the most appropriate 95% UCL.			
Recommendations are based upon data size, data distribution, and skewness.			
These recommendations are based upon the results of the simulation studies summarized in Singh, Maichle, and Lee (2006).			
However, simulations results will not cover all Real World data sets; for additional insight the user may want to consult a statistician.			
Result (silver_jces_soil 2 ft)			
General Statistics			
Total Number of Observations	19	Number of Distinct Observations	2
Number of Detects	1	Number of Non-Detects	18
Number of Distinct Detects	1	Number of Distinct Non-Detects	1
Warning: Only one distinct data value was detected! ProUCL (or any other software) should not be used on such a data set!			
It is suggested to use alternative site specific values determined by the Project Team to estimate environmental parameters (e.g., EPC, BTV).			
The data set for variable Result (silver_jces_soil 2 ft) was not processed!			
Result (vanadium_jces_soil 2 ft)			
General Statistics			
Total Number of Observations	19	Number of Distinct Observations	17
		Number of Missing Observations	0
Minimum	6.4	Mean	46.71
Maximum	88	Median	50
SD	22.54	Std. Error of Mean	5.171
Coefficient of Variation	0.483	Skewness	-0.419
Normal GOF Test			
Shapiro Wilk Test Statistic	0.93	**Shapiro Wilk GOF Test**	
5% Shapiro Wilk Critical Value	0.901	Data appear Normal at 5% Significance Level	
Lilliefors Test Statistic	0.189	**Lilliefors GOF Test**	
5% Lilliefors Critical Value	0.203	Data appear Normal at 5% Significance Level	
Data appear Normal at 5% Significance Level			

Assuming Normal Distribution			
95% Normal UCL		**95% UCLs (Adjusted for Skewness)**	
95% Student's-t UCL	55.67	95% Adjusted-CLT UCL (Chen-1995)	54.68
		95% Modified-t UCL (Johnson-1978)	55.59
Gamma GOF Test			
A-D Test Statistic	1.215	**Anderson-Darling Gamma GOF Test**	
5% A-D Critical Value	0.749	Data Not Gamma Distributed at 5% Significance Level	
K-S Test Statistic	0.267	**Kolmogrov-Smirnoff Gamma GOF Test**	
5% K-S Critical Value	0.2	Data Not Gamma Distributed at 5% Significance Level	
Data Not Gamma Distributed at 5% Significance Level			
Gamma Statistics			
k hat (MLE)	2.844	k star (bias corrected MLE)	2.43
Theta hat (MLE)	16.42	Theta star (bias corrected MLE)	19.22
nu hat (MLE)	108.1	nu star (bias corrected)	92.34
MLE Mean (bias corrected)	46.71	MLE Sd (bias corrected)	29.96
		Approximate Chi Square Value (0.05)	71.18
Adjusted Level of Significance	0.0369	Adjusted Chi Square Value	69.56
Assuming Gamma Distribution			
95% Approximate Gamma UCL (use when n>=50))	60.59	95% Adjusted Gamma UCL (use when n<50)	62
Lognormal GOF Test			
Shapiro Wilk Test Statistic	0.815	**Shapiro Wilk Lognormal GOF Test**	
5% Shapiro Wilk Critical Value	0.901	Data Not Lognormal at 5% Significance Level	
Lilliefors Test Statistic	0.288	**Lilliefors Lognormal GOF Test**	
5% Lilliefors Critical Value	0.203	Data Not Lognormal at 5% Significance Level	
Data Not Lognormal at 5% Significance Level			
Lognormal Statistics			
Minimum of Logged Data	1.856	Mean of logged Data	3.658
Maximum of Logged Data	4.477	SD of logged Data	0.729
Assuming Lognormal Distribution			
95% H-UCL	74.54	90% Chebyshev (MVUE) UCL	76.43
95% Chebyshev (MVUE) UCL	88.52	97.5% Chebyshev (MVUE) UCL	105.3
99% Chebyshev (MVUE) UCL	138.3		
Nonparametric Distribution Free UCL Statistics			
Data appear to follow a Discernible Distribution at 5% Significance Level			
Nonparametric Distribution Free UCLs			
95% CLT UCL	55.21	95% Jackknife UCL	55.67
95% Standard Bootstrap UCL	54.9	95% Bootstrap-t UCL	54.92
95% Hall's Bootstrap UCL	54.82	95% Percentile Bootstrap UCL	54.76
95% BCA Bootstrap UCL	54.47		
90% Chebyshev(Mean, Sd) UCL	62.22	95% Chebyshev(Mean, Sd) UCL	69.24
97.5% Chebyshev(Mean, Sd) UCL	79	99% Chebyshev(Mean, Sd) UCL	98.15
Suggested UCL to Use			
95% Student's-t UCL	55.67		
Note: Suggestions regarding the selection of a 95% UCL are provided to help the user to select the most appropriate 95% UCL.			
These recommendations are based upon the results of the simulation studies summarized in Singh, Singh, and Iaci (2002)			
and Singh and Singh (2003). However, simulations results will not cover all Real World data sets.			
For additional insight the user may want to consult a statistician.			
Note: For highly negatively-skewed data, confidence limits (e.g., Chen, Johnson, Lognormal, and Gamma) may not be			
reliable. Chen's and Johnson's methods provide adjustments for positvely skewed data sets.			
Result (zinc_jces_soil 2 ft)			

General Statistics			
Total Number of Observations	19	Number of Distinct Observations	15
		Number of Missing Observations	0
Minimum	9.4	Mean	44.44
Maximum	140	Median	41
SD	27.42	Std. Error of Mean	6.29
Coefficient of Variation	0.617	Skewness	2.391
Normal GOF Test			
Shapiro Wilk Test Statistic	0.773	**Shapiro Wilk GOF Test**	
5% Shapiro Wilk Critical Value	0.901	Data Not Normal at 5% Significance Level	
Lilliefors Test Statistic	0.208	**Lilliefors GOF Test**	
5% Lilliefors Critical Value	0.203	Data Not Normal at 5% Significance Level	
Data Not Normal at 5% Significance Level			
Assuming Normal Distribution			
95% Normal UCL		**95% UCLs (Adjusted for Skewness)**	
95% Student's-t UCL	55.35	95% Adjusted-CLT UCL (Chen-1995)	58.47
		95% Modified-t UCL (Johnson-1978)	55.92
Gamma GOF Test			
A-D Test Statistic	0.479	**Anderson-Darling Gamma GOF Test**	
5% A-D Critical Value	0.747	Detected data appear Gamma Distributed at 5% Significance Level	
K-S Test Statistic	0.15	**Kolmogrov-Smirnoff Gamma GOF Test**	
5% K-S Critical Value	0.2	Detected data appear Gamma Distributed at 5% Significance Level	
Detected data appear Gamma Distributed at 5% Significance Level			
Gamma Statistics			
k hat (MLE)	3.475	k star (bias corrected MLE)	2.962
Theta hat (MLE)	12.79	Theta star (bias corrected MLE)	15.01
nu hat (MLE)	132.1	nu star (bias corrected)	112.5
MLE Mean (bias corrected)	44.44	MLE Sd (bias corrected)	25.82
		Approximate Chi Square Value (0.05)	89.05
Adjusted Level of Significance	0.0369	Adjusted Chi Square Value	87.23
Assuming Gamma Distribution			
95% Approximate Gamma UCL (use when n>=50)	56.16	95% Adjusted Gamma UCL (use when n<50)	57.34
Lognormal GOF Test			
Shapiro Wilk Test Statistic	0.942	**Shapiro Wilk Lognormal GOF Test**	
5% Shapiro Wilk Critical Value	0.901	Data appear Lognormal at 5% Significance Level	
Lilliefors Test Statistic	0.148	**Lilliefors Lognormal GOF Test**	
5% Lilliefors Critical Value	0.203	Data appear Lognormal at 5% Significance Level	
Data appear Lognormal at 5% Significance Level			
Lognormal Statistics			
Minimum of Logged Data	2.241	Mean of logged Data	3.643
Maximum of Logged Data	4.942	SD of logged Data	0.575
Assuming Lognormal Distribution			
95% H-UCL	59.81	90% Chebyshev (MVUE) UCL	63.14
95% Chebyshev (MVUE) UCL	71.51	97.5% Chebyshev (MVUE) UCL	83.13
99% Chebyshev (MVUE) UCL	106		
Nonparametric Distribution Free UCL Statistics			
Data appear to follow a Discernible Distribution at 5% Significance Level			
Nonparametric Distribution Free UCLs			
95% CLT UCL	54.79	95% Jackknife UCL	55.35
95% Standard Bootstrap UCL	54.47	95% Bootstrap-t UCL	61.05
95% Hall's Bootstrap UCL	106.2	95% Percentile Bootstrap UCL	55.41
95% BCA Bootstrap UCL	59.18		
90% Chebyshev(Mean, Sd) UCL	63.31	95% Chebyshev(Mean, Sd) UCL	71.86
97.5% Chebyshev(Mean, Sd) UCL	83.72	99% Chebyshev(Mean, Sd) UCL	107

Suggested UCL to Use											
95% Adjusted Gamma UCL				57.34							
Note: Suggestions regarding the selection of a 95% UCL are provided to help the user to select the most appropriate 95% UCL.											
These recommendations are based upon the results of the simulation studies summarized in Singh, Singh, and Iaci (2002)											
and Singh and Singh (2003). However, simulations results will not cover all Real World data sets.											
For additional insight the user may want to consult a statistician.											

Result (4,4'-dde_mhs_soil 2 ft)

General Statistics			
Total Number of Observations	160	Number of Distinct Observations	49
Number of Detects	73	Number of Non-Detects	87
Number of Distinct Detects	48	Number of Distinct Non-Detects	2
Minimum Detect	0.005	Minimum Non-Detect	0.0049
Maximum Detect	0.43	Maximum Non-Detect	0.005
Variance Detects	0.00262	Percent Non-Detects	54.38%
Mean Detects	0.0244	SD Detects	0.0512
Median Detects	0.011	CV Detects	2.094
Skewness Detects	7.145	Kurtosis Detects	56.45
Mean of Logged Detects	-4.252	SD of Logged Detects	0.87
Normal GOF Test on Detects Only			
Shapiro Wilk Test Statistic	0.347	**Normal GOF Test on Detected Observations Only**	
5% Shapiro Wilk P Value	0	Detected Data Not Normal at 5% Significance Level	
Lilliefors Test Statistic	0.352	**Lilliefors GOF Test**	
5% Lilliefors Critical Value	0.104	Detected Data Not Normal at 5% Significance Level	
Detected Data Not Normal at 5% Significance Level			
Kaplan-Meier (KM) Statistics using Normal Critical Values and other Nonparametric UCLs			
Mean	0.0138	Standard Error of Mean	0.00284
SD	0.0357	95% KM (BCA) UCL	0.0195
95% KM (t) UCL	0.0185	95% KM (Percentile Bootstrap) UCL	0.019
95% KM (z) UCL	0.0185	95% KM Bootstrap t UCL	0.0257
90% KM Chebyshev UCL	0.0223	95% KM Chebyshev UCL	0.0262
97.5% KM Chebyshev UCL	0.0316	99% KM Chebyshev UCL	0.0421
Gamma GOF Tests on Detected Observations Only			
A-D Test Statistic	4.435	**Anderson-Darling GOF Test**	
5% A-D Critical Value	0.78	Detected Data Not Gamma Distributed at 5% Significance Level	
K-S Test Statistic	0.224	**Kolmogrov-Smirnoff GOF**	
5% K-S Critical Value	0.107	Detected Data Not Gamma Distributed at 5% Significance Level	
Detected Data Not Gamma Distributed at 5% Significance Level			
Gamma Statistics on Detected Data Only			
k hat (MLE)	1.06	k star (bias corrected MLE)	1.025
Theta hat (MLE)	0.0231	Theta star (bias corrected MLE)	0.0238
nu hat (MLE)	154.7	nu star (bias corrected)	149.7
MLE Mean (bias corrected)	0.0244	MLE Sd (bias corrected)	0.0241
Gamma Kaplan-Meier (KM) Statistics			
k hat (KM)	0.15	nu hat (KM)	47.98
Approximate Chi Square Value (47.98, α)	33.08	Adjusted Chi Square Value (47.98, β)	32.97
95% Gamma Approximate KM-UCL (use when n>=50)	0.02	95% Gamma Adjusted KM-UCL (use when n<50)	0.0201
Gamma ROS Statistics using Imputed Non-Detects			
GROS may not be used when data set has > 50% NDs with many tied observations at multiple DLs			
GROS may not be used when kstar of detected data is small such as < 0.1			
For such situations, GROS method tends to yield inflated values of UCLs and BTVs			
For gamma distributed detected data, BTVs and UCLs may be computed using gamma distribution on KM estimates			
Minimum	0.005	Mean	0.0166
Maximum	0.43	Median	0.01
SD	0.0352	CV	2.121

k hat (MLE)	1.594	k star (bias corrected MLE)	1.568
Theta hat (MLE)	0.0104	Theta star (bias corrected MLE)	0.0106
nu hat (MLE)	510.1	nu star (bias corrected)	501.9
MLE Mean (bias corrected)	0.0166	MLE Sd (bias corrected)	0.0132
		Adjusted Level of Significance (β)	0.0485
Approximate Chi Square Value (501.89, α)	450.9	Adjusted Chi Square Value (501.89, β)	450.5
95% Gamma Approximate UCL (use when n>=50)	0.0185	95% Gamma Adjusted UCL (use when n<50)	0.0185
Lognormal GOF Test on Detected Observations Only			
Lilliefors Test Statistic	0.192	**Lilliefors GOF Test**	
5% Lilliefors Critical Value	0.104	Detected Data Not Lognormal at 5% Significance Level	
Detected Data Not Lognormal at 5% Significance Level			
Lognormal ROS Statistics Using Imputed Non-Detects			
Mean in Original Scale	0.0121	Mean in Log Scale	-5.567
SD in Original Scale	0.0363	SD in Log Scale	1.495
95% t UCL (assumes normality of ROS data)	0.0168	95% Percentile Bootstrap UCL	0.0175
95% BCA Bootstrap UCL	0.021	95% Bootstrap t UCL	0.0234
95% H-UCL (Log ROS)	0.0161		
DL/2 Statistics			
DL/2 Normal		**DL/2 Log-Transformed**	
Mean in Original Scale	0.0125	Mean in Log Scale	-5.202
SD in Original Scale	0.0362	SD in Log Scale	1.051
95% t UCL (Assumes normality)	0.0172	95% H-Stat UCL	0.0115
DL/2 is not a recommended method, provided for comparisons and historical reasons			
Nonparametric Distribution Free UCL Statistics			
Data do not follow a Discernible Distribution at 5% Significance Level			
Suggested UCL to Use			
95% KM (t) UCL	0.0185	95% KM (% Bootstrap) UCL	0.019
Note: Suggestions regarding the selection of a 95% UCL are provided to help the user to select the most appropriate 95% UCL.			
Recommendations are based upon data size, data distribution, and skewness.			
These recommendations are based upon the results of the simulation studies summarized in Singh, Maichle, and Lee (2006).			
However, simulations results will not cover all Real World data sets; for additional insight the user may want to consult a statistician.			
Result (4,4'-ddt_mhs_soil 2 ft)			
General Statistics			
Total Number of Observations	160	Number of Distinct Observations	20
Number of Detects	20	Number of Non-Detects	140
Number of Distinct Detects	19	Number of Distinct Non-Detects	2
Minimum Detect	0.005	Minimum Non-Detect	0.0049
Maximum Detect	0.037	Maximum Non-Detect	0.005
Variance Detects	6.8165E-5	Percent Non-Detects	87.5%
Mean Detects	0.00918	SD Detects	0.00826
Median Detects	0.00615	CV Detects	0.9
Skewness Detects	2.87	Kurtosis Detects	7.767
Mean of Logged Detects	-4.888	SD of Logged Detects	0.544
Normal GOF Test on Detects Only			
Shapiro Wilk Test Statistic	0.522	**Shapiro Wilk GOF Test**	
5% Shapiro Wilk Critical Value	0.905	Detected Data Not Normal at 5% Significance Level	
Lilliefors Test Statistic	0.365	**Lilliefors GOF Test**	
5% Lilliefors Critical Value	0.198	Detected Data Not Normal at 5% Significance Level	
Detected Data Not Normal at 5% Significance Level			
Kaplan-Meier (KM) Statistics using Normal Critical Values and other Nonparametric UCLs			
Mean	0.00543	Standard Error of Mean	2.5769E-4
SD	0.00318	95% KM (BCA) UCL	0.00595
95% KM (t) UCL	0.00586	95% KM (Percentile Bootstrap) UCL	0.00589
95% KM (z) UCL	0.00586	95% KM Bootstrap t UCL	0.00708

90% KM Chebyshev UCL	0.00621	95% KM Chebyshev UCL	0.00656
97.5% KM Chebyshev UCL	0.00704	99% KM Chebyshev UCL	0.008
Gamma GOF Tests on Detected Observations Only			
A-D Test Statistic	2.838	**Anderson-Darling GOF Test**	
5% A-D Critical Value	0.749	Detected Data Not Gamma Distributed at 5% Significance Level	
K-S Test Statistic	0.271	**Kolmogrov-Smirnoff GOF**	
5% K-S Critical Value	0.195	Detected Data Not Gamma Distributed at 5% Significance Level	
Detected Data Not Gamma Distributed at 5% Significance Level			
Gamma Statistics on Detected Data Only			
k hat (MLE)	2.694	k star (bias corrected MLE)	2.323
Theta hat (MLE)	0.00341	Theta star (bias corrected MLE)	0.00395
nu hat (MLE)	107.8	nu star (bias corrected)	92.92
MLE Mean (bias corrected)	0.00918	MLE Sd (bias corrected)	0.00602
Gamma Kaplan-Meier (KM) Statistics			
k hat (KM)	2.926	nu hat (KM)	936.3
Approximate Chi Square Value (936.28, α)	866.3	Adjusted Chi Square Value (936.28, β)	865.7
95% Gamma Approximate KM-UCL (use when n>=50)	0.00587	95% Gamma Adjusted KM-UCL (use when n<50)	0.00588
Gamma ROS Statistics using Imputed Non-Detects			
GROS may not be used when data set has > 50% NDs with many tied observations at multiple DLs			
GROS may not be used when kstar of detected data is small such as < 0.1			
For such situations, GROS method tends to yield inflated values of UCLs and BTVs			
For gamma distributed detected data, BTVs and UCLs may be computed using gamma distribution on KM estimates			
Minimum	0.005	Mean	0.0099
Maximum	0.037	Median	0.01
SD	0.00287	CV	0.29
k hat (MLE)	20.15	k star (bias corrected MLE)	19.78
Theta hat (MLE)	4.9108E-4	Theta star (bias corrected MLE)	5.0036E-4
nu hat (MLE)	6449	nu star (bias corrected)	6329
MLE Mean (bias corrected)	0.0099	MLE Sd (bias corrected)	0.00223
		Adjusted Level of Significance (β)	0.0485
Approximate Chi Square Value (N/A, α)	6146	Adjusted Chi Square Value (N/A, β)	6144
95% Gamma Approximate UCL (use when n>=50)	0.0102	95% Gamma Adjusted UCL (use when n<50)	0.0102
Lognormal GOF Test on Detected Observations Only			
Shapiro Wilk Test Statistic	0.705	**Shapiro Wilk GOF Test**	
5% Shapiro Wilk Critical Value	0.905	Detected Data Not Lognormal at 5% Significance Level	
Lilliefors Test Statistic	0.226	**Lilliefors GOF Test**	
5% Lilliefors Critical Value	0.198	Detected Data Not Lognormal at 5% Significance Level	
Detected Data Not Lognormal at 5% Significance Level			
Lognormal ROS Statistics Using Imputed Non-Detects			
Mean in Original Scale	0.002	Mean in Log Scale	-7.091
SD in Original Scale	0.00403	SD in Log Scale	1.321
95% t UCL (assumes normality of ROS data)	0.00253	95% Percentile Bootstrap UCL	0.00257
95% BCA Bootstrap UCL	0.00274	95% Bootstrap t UCL	0.00287
95% H-UCL (Log ROS)	0.0026		
DL/2 Statistics			
DL/2 Normal		**DL/2 Log-Transformed**	
Mean in Original Scale	0.00332	Mean in Log Scale	-5.86
SD in Original Scale	0.00362	SD in Log Scale	0.414
95% t UCL (Assumes normality)	0.00379	95% H-Stat UCL	0.00329
DL/2 is not a recommended method, provided for comparisons and historical reasons			
Nonparametric Distribution Free UCL Statistics			
Data do not follow a Discernible Distribution at 5% Significance Level			
Suggested UCL to Use			
95% KM (t) UCL	0.00586	95% KM (% Bootstrap) UCL	0.00589

Note: Suggestions regarding the selection of a 95% UCL are provided to help the user to select the most appropriate 95% UCL.			
Recommendations are based upon data size, data distribution, and skewness.			
These recommendations are based upon the results of the simulation studies summarized in Singh, Maichle, and Lee (2006).			
However, simulations results will not cover all Real World data sets; for additional insight the user may want to consult a statistician.			
Result (aroclor-1254_mhs_soil 2 ft)			
General Statistics			
Total Number of Observations	136	Number of Distinct Observations	28
Number of Detects	29	Number of Non-Detects	107
Number of Distinct Detects	26	Number of Distinct Non-Detects	4
Minimum Detect	0.05	Minimum Non-Detect	0.049
Maximum Detect	0.8	Maximum Non-Detect	0.15
Variance Detects	0.0496	Percent Non-Detects	78.68%
Mean Detects	0.22	SD Detects	0.223
Median Detects	0.13	CV Detects	1.011
Skewness Detects	1.564	Kurtosis Detects	1.284
Mean of Logged Detects	-1.913	SD of Logged Detects	0.866
Normal GOF Test on Detects Only			
Shapiro Wilk Test Statistic	0.732	**Shapiro Wilk GOF Test**	
5% Shapiro Wilk Critical Value	0.926	Detected Data Not Normal at 5% Significance Level	
Lilliefors Test Statistic	0.296	**Lilliefors GOF Test**	
5% Lilliefors Critical Value	0.165	Detected Data Not Normal at 5% Significance Level	
Detected Data Not Normal at 5% Significance Level			
Kaplan-Meier (KM) Statistics using Normal Critical Values and other Nonparametric UCLs			
Mean	0.0856	Standard Error of Mean	0.0107
SD	0.123	95% KM (BCA) UCL	0.105
95% KM (t) UCL	0.103	95% KM (Percentile Bootstrap) UCL	0.104
95% KM (z) UCL	0.103	95% KM Bootstrap t UCL	0.111
90% KM Chebyshev UCL	0.118	95% KM Chebyshev UCL	0.132
97.5% KM Chebyshev UCL	0.153	99% KM Chebyshev UCL	0.192
Gamma GOF Tests on Detected Observations Only			
A-D Test Statistic	1.684	**Anderson-Darling GOF Test**	
5% A-D Critical Value	0.765	Detected Data Not Gamma Distributed at 5% Significance Level	
K-S Test Statistic	0.236	**Kolmogrov-Smirnoff GOF**	
5% K-S Critical Value	0.166	Detected Data Not Gamma Distributed at 5% Significance Level	
Detected Data Not Gamma Distributed at 5% Significance Level			
Gamma Statistics on Detected Data Only			
k hat (MLE)	1.394	k star (bias corrected MLE)	1.272
Theta hat (MLE)	0.158	Theta star (bias corrected MLE)	0.173
nu hat (MLE)	80.83	nu star (bias corrected)	73.8
MLE Mean (bias corrected)	0.22	MLE Sd (bias corrected)	0.195
Gamma Kaplan-Meier (KM) Statistics			
k hat (KM)	0.484	nu hat (KM)	131.7
Approximate Chi Square Value (131.70, α)	106.2	Adjusted Chi Square Value (131.70, β)	105.9
95% Gamma Approximate KM-UCL (use when n>=50)	0.106	95% Gamma Adjusted KM-UCL (use when n<50)	0.106
Gamma ROS Statistics using Imputed Non-Detects			
GROS may not be used when data set has > 50% NDs with many tied observations at multiple DLs			
GROS may not be used when kstar of detected data is small such as < 0.1			
For such situations, GROS method tends to yield inflated values of UCLs and BTVs			
For gamma distributed detected data, BTVs and UCLs may be computed using gamma distribution on KM estimates			
Minimum	0.01	Mean	0.0548
Maximum	0.8	Median	0.01
SD	0.133	CV	2.431
k hat (MLE)	0.555	k star (bias corrected MLE)	0.547
Theta hat (MLE)	0.0989	Theta star (bias corrected MLE)	0.1
nu hat (MLE)	150.8	nu star (bias corrected)	148.8
MLE Mean (bias corrected)	0.0548	MLE Sd (bias corrected)	0.0741

		Adjusted Level of Significance (β)	0.0482
Approximate Chi Square Value (148.83, α)	121.6	Adjusted Chi Square Value (148.83, β)	121.4
95% Gamma Approximate UCL (use when n>=50)	0.0671	95% Gamma Adjusted UCL (use when n<50)	0.0672
Lognormal GOF Test on Detected Observations Only			
Shapiro Wilk Test Statistic	0.894	**Shapiro Wilk GOF Test**	
5% Shapiro Wilk Critical Value	0.926	Detected Data Not Lognormal at 5% Significance Level	
Lilliefors Test Statistic	0.18	**Lilliefors GOF Test**	
5% Lilliefors Critical Value	0.165	Detected Data Not Lognormal at 5% Significance Level	
Detected Data Not Lognormal at 5% Significance Level			
Lognormal ROS Statistics Using Imputed Non-Detects			
Mean in Original Scale	0.0557	Mean in Log Scale	-4.494
SD in Original Scale	0.133	SD in Log Scale	1.857
95% t UCL (assumes normality of ROS data)	0.0747	95% Percentile Bootstrap UCL	0.0757
95% BCA Bootstrap UCL	0.0797	95% Bootstrap t UCL	0.0811
95% H-UCL (Log ROS)	0.103		
DL/2 Statistics			
DL/2 Normal		**DL/2 Log-Transformed**	
Mean in Original Scale	0.0672	Mean in Log Scale	-3.298
SD in Original Scale	0.129	SD in Log Scale	0.834
95% t UCL (Assumes normality)	0.0856	95% H-Stat UCL	0.0606
DL/2 is not a recommended method, provided for comparisons and historical reasons			
Nonparametric Distribution Free UCL Statistics			
Data do not follow a Discernible Distribution at 5% Significance Level			
Suggested UCL to Use			
95% KM (t) UCL	0.103	95% KM (% Bootstrap) UCL	0.104
Note: Suggestions regarding the selection of a 95% UCL are provided to help the user to select the most appropriate 95% UCL.			
Recommendations are based upon data size, data distribution, and skewness.			
These recommendations are based upon the results of the simulation studies summarized in Singh, Maichle, and Lee (2006).			
However, simulations results will not cover all Real World data sets; for additional insight the user may want to consult a statistician.			
Result (aroclor-1260_mhs_soil 2 ft)			
General Statistics			
Total Number of Observations	136	Number of Distinct Observations	9
Number of Detects	2	Number of Non-Detects	134
Number of Distinct Detects	2	Number of Distinct Non-Detects	7
Minimum Detect	0.056	Minimum Non-Detect	0.049
Maximum Detect	0.086	Maximum Non-Detect	0.5
Variance Detects	4.5000E-4	Percent Non-Detects	98.53%
Mean Detects	0.071	SD Detects	0.0212
Median Detects	0.071	CV Detects	0.299
Skewness Detects	N/A	Kurtosis Detects	N/A
Mean of Logged Detects	-2.668	SD of Logged Detects	0.303
Warning: Data set has only 2 Detected Values.			
This is not enough to compute meaningful or reliable statistics and estimates.			
Normal GOF Test on Detects Only			
Not Enough Data to Perform GOF Test			
Kaplan-Meier (KM) Statistics using Normal Critical Values and other Nonparametric UCLs			
Mean	0.0493	Standard Error of Mean	4.1706E-4
SD	0.00332	95% KM (BCA) UCL	N/A
95% KM (t) UCL	0.05	95% KM (Percentile Bootstrap) UCL	N/A
95% KM (z) UCL	0.05	95% KM Bootstrap t UCL	N/A
90% KM Chebyshev UCL	0.0506	95% KM Chebyshev UCL	0.0512
97.5% KM Chebyshev UCL	0.052	99% KM Chebyshev UCL	0.0535

Gamma GOF Tests on Detected Observations Only			
Not Enough Data to Perform GOF Test			
Gamma Statistics on Detected Data Only			
k hat (MLE)	22.07	k star (bias corrected MLE)	N/A
Theta hat (MLE)	0.00322	Theta star (bias corrected MLE)	N/A
nu hat (MLE)	88.26	nu star (bias corrected)	N/A
MLE Mean (bias corrected)	N/A	MLE Sd (bias corrected)	N/A
Gamma Kaplan-Meier (KM) Statistics			
k hat (KM)	220.5	nu hat (KM)	59966
		Adjusted Level of Significance (β)	0.0482
Approximate Chi Square Value (N/A, α)	59397	Adjusted Chi Square Value (N/A, β)	59391
95% Gamma Approximate KM-UCL (use when n>=50)	0.0498	95% Gamma Adjusted KM-UCL (use when n<50)	0.0498
Lognormal GOF Test on Detected Observations Only			
Not Enough Data to Perform GOF Test			
Lognormal ROS Statistics Using Imputed Non-Detects			
Mean in Original Scale	0.00383	Mean in Log Scale	-6.823
SD in Original Scale	0.00963	SD in Log Scale	1.596
95% t UCL (assumes normality of ROS data)	0.0052	95% Percentile Bootstrap UCL	0.00525
95% BCA Bootstrap UCL	0.00577	95% Bootstrap t UCL	0.00646
95% H-UCL (Log ROS)	0.00572		
DL/2 Statistics			
DL/2 Normal		**DL/2 Log-Transformed**	
Mean in Original Scale	0.0303	Mean in Log Scale	-3.6
SD in Original Scale	0.0243	SD in Log Scale	0.348
95% t UCL (Assumes normality)	0.0337	95% H-Stat UCL	0.0306
DL/2 is not a recommended method, provided for comparisons and historical reasons			
Nonparametric Distribution Free UCL Statistics			
Data do not follow a Discernible Distribution at 5% Significance Level			
Suggested UCL to Use			
95% KM (t) UCL	0.05	95% KM (% Bootstrap) UCL	N/A
Warning: One or more Recommended UCL(s) not available!			
Note: Suggestions regarding the selection of a 95% UCL are provided to help the user to select the most appropriate 95% UCL.			
Recommendations are based upon data size, data distribution, and skewness.			
These recommendations are based upon the results of the simulation studies summarized in Singh, Maichle, and Lee (2006).			
However, simulations results will not cover all Real World data sets; for additional insight the user may want to consult a statistician.			
Result (cadmium_mhs_soil 2 ft)			
General Statistics			
Total Number of Observations	58	Number of Distinct Observations	26
Number of Detects	55	Number of Non-Detects	3
Number of Distinct Detects	25	Number of Distinct Non-Detects	2
Minimum Detect	0.5	Minimum Non-Detect	0.5
Maximum Detect	5.7	Maximum Non-Detect	0.99
Variance Detects	0.682	Percent Non-Detects	5.172%
Mean Detects	1.767	SD Detects	0.826
Median Detects	1.8	CV Detects	0.467
Skewness Detects	1.873	Kurtosis Detects	8.418
Mean of Logged Detects	0.465	SD of Logged Detects	0.479
Normal GOF Test on Detects Only			
Shapiro Wilk Test Statistic	0.874	**Normal GOF Test on Detected Observations Only**	
5% Shapiro Wilk P Value	4.4050E-6	Detected Data Not Normal at 5% Significance Level	
Lilliefors Test Statistic	0.115	**Lilliefors GOF Test**	
5% Lilliefors Critical Value	0.119	Detected Data appear Normal at 5% Significance Level	

Detected Data appear Approximate Normal at 5% Significance Level			
Kaplan-Meier (KM) Statistics using Normal Critical Values and other Nonparametric UCLs			
Mean	1.704	Standard Error of Mean	0.112
SD	0.842	95% KM (BCA) UCL	1.903
95% KM (t) UCL	1.89	95% KM (Percentile Bootstrap) UCL	1.895
95% KM (z) UCL	1.887	95% KM Bootstrap t UCL	1.92
90% KM Chebyshev UCL	2.038	95% KM Chebyshev UCL	2.19
97.5% KM Chebyshev UCL	2.4	99% KM Chebyshev UCL	2.814
Gamma GOF Tests on Detected Observations Only			
A-D Test Statistic	0.818	**Anderson-Darling GOF Test**	
5% A-D Critical Value	0.754	Detected Data Not Gamma Distributed at 5% Significance Level	
K-S Test Statistic	0.0943	**Kolmogrov-Smirnoff GOF**	
5% K-S Critical Value	0.12	Detected data appear Gamma Distributed at 5% Significance Level	
Detected data follow Appr. Gamma Distribution at 5% Significance Level			
Gamma Statistics on Detected Data Only			
k hat (MLE)	4.954	k star (bias corrected MLE)	4.696
Theta hat (MLE)	0.357	Theta star (bias corrected MLE)	0.376
nu hat (MLE)	545	nu star (bias corrected)	516.6
MLE Mean (bias corrected)	1.767	MLE Sd (bias corrected)	0.815
Gamma Kaplan-Meier (KM) Statistics			
k hat (KM)	4.097	nu hat (KM)	475.2
Approximate Chi Square Value (475.21, α)	425.7	Adjusted Chi Square Value (475.21, β)	424.5
95% Gamma Approximate KM-UCL (use when n>=50)	1.902	95% Gamma Adjusted KM-UCL (use when n<50)	1.907
Gamma ROS Statistics using Imputed Non-Detects			
GROS may not be used when data set has > 50% NDs with many tied observations at multiple DLs			
GROS may not be used when kstar of detected data is small such as < 0.1			
For such situations, GROS method tends to yield inflated values of UCLs and BTVs			
For gamma distributed detected data, BTVs and UCLs may be computed using gamma distribution on KM estimates			
Minimum	0.331	Mean	1.701
Maximum	5.7	Median	1.65
SD	0.853	CV	0.502
k hat (MLE)	4.021	k star (bias corrected MLE)	3.824
Theta hat (MLE)	0.423	Theta star (bias corrected MLE)	0.445
nu hat (MLE)	466.4	nu star (bias corrected)	443.6
MLE Mean (bias corrected)	1.701	MLE Sd (bias corrected)	0.87
		Adjusted Level of Significance (β)	0.0459
Approximate Chi Square Value (443.63, α)	395.8	Adjusted Chi Square Value (443.63, β)	394.7
95% Gamma Approximate UCL (use when n>=50)	1.907	95% Gamma Adjusted UCL (use when n<50)	1.912
Lognormal GOF Test on Detected Observations Only			
Lilliefors Test Statistic	0.123	**Lilliefors GOF Test**	
5% Lilliefors Critical Value	0.119	Detected Data Not Lognormal at 5% Significance Level	
Detected Data Not Lognormal at 5% Significance Level			
Lognormal ROS Statistics Using Imputed Non-Detects			
Mean in Original Scale	1.706	Mean in Log Scale	0.413
SD in Original Scale	0.846	SD in Log Scale	0.52
95% t UCL (assumes normality of ROS data)	1.892	95% Percentile Bootstrap UCL	1.892
95% BCA Bootstrap UCL	1.915	95% Bootstrap t UCL	1.92
95% H-UCL (Log ROS)	1.971		
DL/2 Statistics			
DL/2 Normal		**DL/2 Log-Transformed**	
Mean in Original Scale	1.693	Mean in Log Scale	0.381
SD in Original Scale	0.866	SD in Log Scale	0.595
95% t UCL (Assumes normality)	1.883	95% H-Stat UCL	2.038
DL/2 is not a recommended method, provided for comparisons and historical reasons			
Nonparametric Distribution Free UCL Statistics			

Detected Data appear Approximate Normal Distributed at 5% Significance Level			
Suggested UCL to Use			
95% KM (t) UCL	1.89	95% KM (Percentile Bootstrap) UCL	1.895
Note: Suggestions regarding the selection of a 95% UCL are provided to help the user to select the most appropriate 95% UCL.			
Recommendations are based upon data size, data distribution, and skewness.			
These recommendations are based upon the results of the simulation studies summarized in Singh, Maichle, and Lee (2006).			
However, simulations results will not cover all Real World data sets; for additional insight the user may want to consult a statistician.			
Result (chlordane (total)_mhs_soil 2 ft)			
General Statistics			
Total Number of Observations	160	Number of Distinct Observations	7
Number of Detects	5	Number of Non-Detects	155
Number of Distinct Detects	5	Number of Distinct Non-Detects	2
Minimum Detect	0.06	Minimum Non-Detect	0.049
Maximum Detect	0.22	Maximum Non-Detect	0.05
Variance Detects	0.00368	Percent Non-Detects	96.88%
Mean Detects	0.12	SD Detects	0.0607
Median Detects	0.11	CV Detects	0.507
Skewness Detects	1.433	Kurtosis Detects	2.632
Mean of Logged Detects	-2.217	SD of Logged Detects	0.476
Normal GOF Test on Detects Only			
Shapiro Wilk Test Statistic	0.884	**Shapiro Wilk GOF Test**	
5% Shapiro Wilk Critical Value	0.762	Detected Data appear Normal at 5% Significance Level	
Lilliefors Test Statistic	0.297	**Lilliefors GOF Test**	
5% Lilliefors Critical Value	0.396	Detected Data appear Normal at 5% Significance Level	
Detected Data appear Normal at 5% Significance Level			
Kaplan-Meier (KM) Statistics using Normal Critical Values and other Nonparametric UCLs			
Mean	0.0512	Standard Error of Mean	0.00138
SD	0.0156	95% KM (BCA) UCL	0.0536
95% KM (t) UCL	0.0535	95% KM (Percentile Bootstrap) UCL	0.0535
95% KM (z) UCL	0.0535	95% KM Bootstrap t UCL	0.0537
90% KM Chebyshev UCL	0.0553	95% KM Chebyshev UCL	0.0572
97.5% KM Chebyshev UCL	0.0598	99% KM Chebyshev UCL	0.0649
Gamma GOF Tests on Detected Observations Only			
A-D Test Statistic	0.276	**Anderson-Darling GOF Test**	
5% A-D Critical Value	0.681	Detected data appear Gamma Distributed at 5% Significance Level	
K-S Test Statistic	0.24	**Kolmogrov-Smirnoff GOF**	
5% K-S Critical Value	0.358	Detected data appear Gamma Distributed at 5% Significance Level	
Detected data appear Gamma Distributed at 5% Significance Level			
Gamma Statistics on Detected Data Only			
k hat (MLE)	5.509	k star (bias corrected MLE)	2.337
Theta hat (MLE)	0.0217	Theta star (bias corrected MLE)	0.0512
nu hat (MLE)	55.09	nu star (bias corrected)	23.37
MLE Mean (bias corrected)	0.12	MLE Sd (bias corrected)	0.0782
Gamma Kaplan-Meier (KM) Statistics			
k hat (KM)	10.79	nu hat (KM)	3454
Approximate Chi Square Value (N/A, α)	3319	Adjusted Chi Square Value (N/A, β)	3317
95% Gamma Approximate KM-UCL (use when n>=50)	0.0533	95% Gamma Adjusted KM-UCL (use when n<50)	0.0533
Gamma ROS Statistics using Imputed Non-Detects			
GROS may not be used when data set has > 50% NDs with many tied observations at multiple DLs			
GROS may not be used when kstar of detected data is small such as < 0.1			
For such situations, GROS method tends to yield inflated values of UCLs and BTVs			
For gamma distributed detected data, BTVs and UCLs may be computed using gamma distribution on KM estimates			
Minimum	0.01	Mean	0.0135
Maximum	0.22	Median	0.01

SD	0.0214	CV	1.591
k hat (MLE)	2.43	k star (bias corrected MLE)	2.388
Theta hat (MLE)	0.00554	Theta star (bias corrected MLE)	0.00563
nu hat (MLE)	777.5	nu star (bias corrected)	764.2
MLE Mean (bias corrected)	0.0135	MLE Sd (bias corrected)	0.00871
		Adjusted Level of Significance (β)	0.0485
Approximate Chi Square Value (764.25, α)	701.1	Adjusted Chi Square Value (764.25, β)	700.6
95% Gamma Approximate UCL (use when n>=50)	0.0147	95% Gamma Adjusted UCL (use when n<50)	0.0147
Lognormal GOF Test on Detected Observations Only			
Shapiro Wilk Test Statistic	0.973	**Shapiro Wilk GOF Test**	
5% Shapiro Wilk Critical Value	0.762	Detected Data appear Lognormal at 5% Significance Level	
Lilliefors Test Statistic	0.219	**Lilliefors GOF Test**	
5% Lilliefors Critical Value	0.396	Detected Data appear Lognormal at 5% Significance Level	
Detected Data appear Lognormal at 5% Significance Level			
Lognormal ROS Statistics Using Imputed Non-Detects			
Mean in Original Scale	0.00836	Mean in Log Scale	-6.395
SD in Original Scale	0.0236	SD in Log Scale	1.839
95% t UCL (assumes normality of ROS data)	0.0114	95% Percentile Bootstrap UCL	0.0116
95% BCA Bootstrap UCL	0.0126	95% Bootstrap t UCL	0.0136
95% H-UCL (Log ROS)	0.0143		
UCLs using Lognormal Distribution and KM Estimates when Detected data are Lognormally Distributed			
KM Mean (logged)	-2.991	95% H-UCL (KM -Log)	0.052
KM SD (logged)	0.158	95% Critical H Value (KM-Log)	1.686
KM Standard Error of Mean (logged)	0.014		
DL/2 Statistics			
DL/2 Normal		**DL/2 Log-Transformed**	
Mean in Original Scale	0.0278	Mean in Log Scale	-3.649
SD in Original Scale	0.0191	SD in Log Scale	0.269
95% t UCL (Assumes normality)	0.0303	95% H-Stat UCL	0.028
DL/2 is not a recommended method, provided for comparisons and historical reasons			
Nonparametric Distribution Free UCL Statistics			
Detected Data appear Normal Distributed at 5% Significance Level			
Suggested UCL to Use			
95% KM (t) UCL	0.0535	95% KM (Percentile Bootstrap) UCL	0.0535
Note: Suggestions regarding the selection of a 95% UCL are provided to help the user to select the most appropriate 95% UCL.			
Recommendations are based upon data size, data distribution, and skewness.			
These recommendations are based upon the results of the simulation studies summarized in Singh, Maichle, and Lee (2006).			
However, simulations results will not cover all Real World data sets; for additional insight the user may want to consult a statistician.			
Result (copper_mhs_soil 2 ft)			
General Statistics			
Total Number of Observations	58	Number of Distinct Observations	21
		Number of Missing Observations	0
Minimum	4	Mean	21.15
Maximum	43	Median	21
SD	6.221	Std. Error of Mean	0.817
Coefficient of Variation	0.294	Skewness	0.00324
Normal GOF Test			
Shapiro Wilk Test Statistic	0.936	**Shapiro Wilk GOF Test**	
5% Shapiro Wilk P Value	0.00652	Data Not Normal at 5% Significance Level	
Lilliefors Test Statistic	0.141	**Lilliefors GOF Test**	
5% Lilliefors Critical Value	0.116	Data Not Normal at 5% Significance Level	
Data Not Normal at 5% Significance Level			
Assuming Normal Distribution			

95% Normal UCL		95% UCLs (Adjusted for Skewness)	
95% Student's-t UCL	22.51	95% Adjusted-CLT UCL (Chen-1995)	22.49
		95% Modified-t UCL (Johnson-1978)	22.51
Gamma GOF Test			
A-D Test Statistic	2.766	**Anderson-Darling Gamma GOF Test**	
5% A-D Critical Value	0.751	Data Not Gamma Distributed at 5% Significance Level	
K-S Test Statistic	0.197	**Kolmogrov-Smirnoff Gamma GOF Test**	
5% K-S Critical Value	0.117	Data Not Gamma Distributed at 5% Significance Level	
Data Not Gamma Distributed at 5% Significance Level			
Gamma Statistics			
k hat (MLE)	8.796	k star (bias corrected MLE)	8.353
Theta hat (MLE)	2.404	Theta star (bias corrected MLE)	2.532
nu hat (MLE)	1020	nu star (bias corrected)	968.9
MLE Mean (bias corrected)	21.15	MLE Sd (bias corrected)	7.317
		Approximate Chi Square Value (0.05)	897.6
Adjusted Level of Significance	0.0459	Adjusted Chi Square Value	895.9
Assuming Gamma Distribution			
95% Approximate Gamma UCL (use when n>=50))	22.83	95% Adjusted Gamma UCL (use when n<50)	22.87
Lognormal GOF Test			
Shapiro Wilk Test Statistic	0.792	**Shapiro Wilk Lognormal GOF Test**	
5% Shapiro Wilk P Value	1.058E-10	Data Not Lognormal at 5% Significance Level	
Lilliefors Test Statistic	0.225	**Lilliefors Lognormal GOF Test**	
5% Lilliefors Critical Value	0.116	Data Not Lognormal at 5% Significance Level	
Data Not Lognormal at 5% Significance Level			
Lognormal Statistics			
Minimum of Logged Data	1.386	Mean of logged Data	2.994
Maximum of Logged Data	3.761	SD of logged Data	0.386
Assuming Lognormal Distribution			
95% H-UCL	23.56	90% Chebyshev (MVUE) UCL	24.83
95% Chebyshev (MVUE) UCL	26.35	97.5% Chebyshev (MVUE) UCL	28.47
99% Chebyshev (MVUE) UCL	32.62		
Nonparametric Distribution Free UCL Statistics			
Data do not follow a Discernible Distribution (0.05)			
Nonparametric Distribution Free UCLs			
95% CLT UCL	22.49	95% Jackknife UCL	22.51
95% Standard Bootstrap UCL	22.47	95% Bootstrap-t UCL	22.51
95% Hall's Bootstrap UCL	22.64	95% Percentile Bootstrap UCL	22.48
95% BCA Bootstrap UCL	22.49		
90% Chebyshev(Mean, Sd) UCL	23.6	95% Chebyshev(Mean, Sd) UCL	24.71
97.5% Chebyshev(Mean, Sd) UCL	26.25	99% Chebyshev(Mean, Sd) UCL	29.27
Suggested UCL to Use			
95% Student's-t UCL	22.51	or 95% Modified-t UCL	22.51
Note: Suggestions regarding the selection of a 95% UCL are provided to help the user to select the most appropriate 95% UCL.			
These recommendations are based upon the results of the simulation studies summarized in Singh, Singh, and Iaci (2002)			
and Singh and Singh (2003). However, simulations results will not cover all Real World data sets.			
For additional insight the user may want to consult a statistician.			
Result (mercury_mhs_soil 2 ft)			
General Statistics			
Total Number of Observations	58	Number of Distinct Observations	37
Number of Detects	55	Number of Non-Detects	3
Number of Distinct Detects	36	Number of Distinct Non-Detects	1
Minimum Detect	0.025	Minimum Non-Detect	0.02

Maximum Detect	0.19	Maximum Non-Detect	0.02
Variance Detects	0.00136	Percent Non-Detects	5.172%
Mean Detects	0.0635	SD Detects	0.0369
Median Detects	0.052	CV Detects	0.581
Skewness Detects	2.267	Kurtosis Detects	5.02
Mean of Logged Detects	-2.871	SD of Logged Detects	0.449
Normal GOF Test on Detects Only			
Shapiro Wilk Test Statistic	0.719	**Normal GOF Test on Detected Observations Only**	
5% Shapiro Wilk P Value	2.763E-13	Detected Data Not Normal at 5% Significance Level	
Lilliefors Test Statistic	0.244	**Lilliefors GOF Test**	
5% Lilliefors Critical Value	0.119	Detected Data Not Normal at 5% Significance Level	
Detected Data Not Normal at 5% Significance Level			
Kaplan-Meier (KM) Statistics using Normal Critical Values and other Nonparametric UCLs			
Mean	0.0612	Standard Error of Mean	0.00488
SD	0.0369	95% KM (BCA) UCL	0.0701
95% KM (t) UCL	0.0694	95% KM (Percentile Bootstrap) UCL	0.0697
95% KM (z) UCL	0.0693	95% KM Bootstrap t UCL	0.0717
90% KM Chebyshev UCL	0.0759	95% KM Chebyshev UCL	0.0825
97.5% KM Chebyshev UCL	0.0917	99% KM Chebyshev UCL	0.11
Gamma GOF Tests on Detected Observations Only			
A-D Test Statistic	2.305	**Anderson-Darling GOF Test**	
5% A-D Critical Value	0.754	Detected Data Not Gamma Distributed at 5% Significance Level	
K-S Test Statistic	0.175	**Kolmogrov-Smirnoff GOF**	
5% K-S Critical Value	0.12	Detected Data Not Gamma Distributed at 5% Significance Level	
Detected Data Not Gamma Distributed at 5% Significance Level			
Gamma Statistics on Detected Data Only			
k hat (MLE)	4.534	k star (bias corrected MLE)	4.299
Theta hat (MLE)	0.014	Theta star (bias corrected MLE)	0.0148
nu hat (MLE)	498.8	nu star (bias corrected)	472.9
MLE Mean (bias corrected)	0.0635	MLE Sd (bias corrected)	0.0306
Gamma Kaplan-Meier (KM) Statistics			
k hat (KM)	2.761	nu hat (KM)	320.3
Approximate Chi Square Value (320.33, α)	279.9	Adjusted Chi Square Value (320.33, β)	278.9
95% Gamma Approximate KM-UCL (use when n>=50)	0.0701	95% Gamma Adjusted KM-UCL (use when n<50)	0.0703
Gamma ROS Statistics using Imputed Non-Detects			
GROS may not be used when data set has > 50% NDs with many tied observations at multiple DLs			
GROS may not be used when kstar of detected data is small such as < 0.1			
For such situations, GROS method tends to yield inflated values of UCLs and BTVs			
For gamma distributed detected data, BTVs and UCLs may be computed using gamma distribution on KM estimates			
Minimum	0.01	Mean	0.0607
Maximum	0.19	Median	0.052
SD	0.0378	CV	0.623
k hat (MLE)	3.293	k star (bias corrected MLE)	3.134
Theta hat (MLE)	0.0184	Theta star (bias corrected MLE)	0.0194
nu hat (MLE)	382	nu star (bias corrected)	363.6
MLE Mean (bias corrected)	0.0607	MLE Sd (bias corrected)	0.0343
		Adjusted Level of Significance (β)	0.0459
Approximate Chi Square Value (363.59, α)	320.4	Adjusted Chi Square Value (363.59, β)	319.4
95% Gamma Approximate UCL (use when n>=50)	0.0689	95% Gamma Adjusted UCL (use when n<50)	0.0691
Lognormal GOF Test on Detected Observations Only			
Lilliefors Test Statistic	0.136	**Lilliefors GOF Test**	
5% Lilliefors Critical Value	0.119	Detected Data Not Lognormal at 5% Significance Level	
Detected Data Not Lognormal at 5% Significance Level			
Lognormal ROS Statistics Using Imputed Non-Detects			
Mean in Original Scale	0.0612	Mean in Log Scale	-2.925
SD in Original Scale	0.0372	SD in Log Scale	0.496

95% t UCL (assumes normality of ROS data)	0.0694	95% Percentile Bootstrap UCL	0.0697
95% BCA Bootstrap UCL	0.0707	95% Bootstrap t UCL	0.0721
95% H-UCL (Log ROS)	0.0687		

DL/2 Statistics

DL/2 Normal		**DL/2 Log-Transformed**	
Mean in Original Scale	0.0607	Mean in Log Scale	-2.961
SD in Original Scale	0.0378	SD in Log Scale	0.584
95% t UCL (Assumes normality)	0.069	95% H-Stat UCL	0.0714

DL/2 is not a recommended method, provided for comparisons and historical reasons

Nonparametric Distribution Free UCL Statistics

Data do not follow a Discernible Distribution at 5% Significance Level

Suggested UCL to Use

95% KM (Chebyshev) UCL	0.0825

Note: Suggestions regarding the selection of a 95% UCL are provided to help the user to select the most appropriate 95% UCL.

Recommendations are based upon data size, data distribution, and skewness.

These recommendations are based upon the results of the simulation studies summarized in Singh, Maichle, and Lee (2006).

However, simulations results will not cover all Real World data sets; for additional insight the user may want to consult a statistician.

Result (tph c33-c40_mhs_soil 2 ft)

General Statistics

Total Number of Observations	5	Number of Distinct Observations	5
Number of Detects	4	Number of Non-Detects	1
Number of Distinct Detects	4	Number of Distinct Non-Detects	1
Minimum Detect	20.1	Minimum Non-Detect	1000
Maximum Detect	164	Maximum Non-Detect	1000
Variance Detects	4818	Percent Non-Detects	20%
Mean Detects	75.6	SD Detects	69.41
Median Detects	59.15	CV Detects	0.918
Skewness Detects	0.722	Kurtosis Detects	-1.99
Mean of Logged Detects	3.924	SD of Logged Detects	1.081

Note: Sample size is small (e.g., <10), if data are collected using ISM approach, you should use

guidance provided in ITRC Tech Reg Guide on ISM (ITRC, 2012) to compute statistics of interest.

For example, you may want to use Chebyshev UCL to estimate EPC (ITRC, 2012).

Chebyshev UCL can be computed using the Nonparametric and All UCL Options of ProUCL 5.0

Normal GOF Test on Detects Only

Shapiro Wilk Test Statistic	0.867	**Shapiro Wilk GOF Test**	
5% Shapiro Wilk Critical Value	0.748	Detected Data appear Normal at 5% Significance Level	
Lilliefors Test Statistic	0.287	**Lilliefors GOF Test**	
5% Lilliefors Critical Value	0.443	Detected Data appear Normal at 5% Significance Level	

Detected Data appear Normal at 5% Significance Level

Kaplan-Meier (KM) Statistics using Normal Critical Values and other Nonparametric UCLs

Mean	75.6	Standard Error of Mean	34.71
SD	60.11	95% KM (BCA) UCL	N/A
95% KM (t) UCL	149.6	95% KM (Percentile Bootstrap) UCL	N/A
95% KM (z) UCL	132.7	95% KM Bootstrap t UCL	N/A
90% KM Chebyshev UCL	179.7	95% KM Chebyshev UCL	226.9
97.5% KM Chebyshev UCL	292.3	99% KM Chebyshev UCL	420.9

Gamma GOF Tests on Detected Observations Only

A-D Test Statistic	0.472	**Anderson-Darling GOF Test**
5% A-D Critical Value	0.663	Detected data appear Gamma Distributed at 5% Significance Level
K-S Test Statistic	0.333	**Kolmogrov-Smirnoff GOF**
5% K-S Critical Value	0.4	Detected data appear Gamma Distributed at 5% Significance Level

Detected data appear Gamma Distributed at 5% Significance Level

Gamma Statistics on Detected Data Only

k hat (MLE)	1.389	k star (bias corrected MLE)	0.514
Theta hat (MLE)	54.44	Theta star (bias corrected MLE)	147.1
nu hat (MLE)	11.11	nu star (bias corrected)	4.111
MLE Mean (bias corrected)	75.6	MLE Sd (bias corrected)	105.5
Gamma Kaplan-Meier (KM) Statistics			
k hat (KM)	1.582	nu hat (KM)	15.82
Approximate Chi Square Value (15.82, α)	7.833	Adjusted Chi Square Value (15.82, β)	5.552
95% Gamma Approximate KM-UCL (use when n>=50)	152.7	95% Gamma Adjusted KM-UCL (use when n<50)	215.4
Gamma ROS Statistics using Imputed Non-Detects			
GROS may not be used when data set has > 50% NDs with many tied observations at multiple DLs			
GROS may not be used when kstar of detected data is small such as < 0.1			
For such situations, GROS method tends to yield inflated values of UCLs and BTVs			
For gamma distributed detected data, BTVs and UCLs may be computed using gamma distribution on KM estimates			
Minimum	20.1	Mean	73.35
Maximum	164	Median	64.35
SD	60.32	CV	0.822
k hat (MLE)	1.695	k star (bias corrected MLE)	0.811
Theta hat (MLE)	43.28	Theta star (bias corrected MLE)	90.41
nu hat (MLE)	16.95	nu star (bias corrected)	8.113
MLE Mean (bias corrected)	73.35	MLE Sd (bias corrected)	81.44
		Adjusted Level of Significance (β)	0.0086
Approximate Chi Square Value (8.11, α)	2.8	Adjusted Chi Square Value (8.11, β)	1.628
95% Gamma Approximate UCL (use when n>=50)	212.5	95% Gamma Adjusted UCL (use when n<50)	N/A
Lognormal GOF Test on Detected Observations Only			
Shapiro Wilk Test Statistic	0.831	**Shapiro Wilk GOF Test**	
5% Shapiro Wilk Critical Value	0.748	Detected Data appear Lognormal at 5% Significance Level	
Lilliefors Test Statistic	0.301	**Lilliefors GOF Test**	
5% Lilliefors Critical Value	0.443	Detected Data appear Lognormal at 5% Significance Level	
Detected Data appear Lognormal at 5% Significance Level			
Lognormal ROS Statistics Using Imputed Non-Detects			
Mean in Original Scale	70.6	Mean in Log Scale	3.924
SD in Original Scale	61.14	SD in Log Scale	0.936
95% t UCL (assumes normality of ROS data)	128.9	95% Percentile Bootstrap UCL	112.6
95% BCA Bootstrap UCL	118.6	95% Bootstrap t UCL	210.9
95% H-UCL (Log ROS)	685.7		
UCLs using Lognormal Distribution and KM Estimates when Detected data are Lognormally Distributed			
KM Mean (logged)	3.924	95% H-UCL (KM -Log)	685.7
KM SD (logged)	0.936	95% Critical H Value (KM-Log)	4.632
KM Standard Error of Mean (logged)	0.541		
DL/2 Statistics			
DL/2 Normal		**DL/2 Log-Transformed**	
Mean in Original Scale	160.5	Mean in Log Scale	4.382
SD in Original Scale	199.1	SD in Log Scale	1.388
95% t UCL (Assumes normality)	350.3	95% H-Stat UCL	20641
DL/2 is not a recommended method, provided for comparisons and historical reasons			
Nonparametric Distribution Free UCL Statistics			
Detected Data appear Normal Distributed at 5% Significance Level			
Suggested UCL to Use			
95% KM (t) UCL	149.6	95% KM (Percentile Bootstrap) UCL	N/A
Warning: One or more Recommended UCL(s) not available!			
Note: Suggestions regarding the selection of a 95% UCL are provided to help the user to select the most appropriate 95% UCL.			
Recommendations are based upon data size, data distribution, and skewness.			
These recommendations are based upon the results of the simulation studies summarized in Singh, Maichle, and Lee (2006).			
However, simulations results will not cover all Real World data sets; for additional insight the user may want to consult a statistician.			

Result (vanadium_mhs_soil 2 ft)			
General Statistics			
Total Number of Observations	58	Number of Distinct Observations	39
		Number of Missing Observations	0
Minimum	15	Mean	50.95
Maximum	95	Median	50.5
SD	17.25	Std. Error of Mean	2.266
Coefficient of Variation	0.339	Skewness	0.0349
Normal GOF Test			
Shapiro Wilk Test Statistic	0.979	**Shapiro Wilk GOF Test**	
5% Shapiro Wilk P Value	0.628	Data appear Normal at 5% Significance Level	
Lilliefors Test Statistic	0.0677	**Lilliefors GOF Test**	
5% Lilliefors Critical Value	0.116	Data appear Normal at 5% Significance Level	
Data appear Normal at 5% Significance Level			
Assuming Normal Distribution			
95% Normal UCL		**95% UCLs (Adjusted for Skewness)**	
95% Student's-t UCL	54.74	95% Adjusted-CLT UCL (Chen-1995)	54.69
		95% Modified-t UCL (Johnson-1978)	54.74
Gamma GOF Test			
A-D Test Statistic	0.889	**Anderson-Darling Gamma GOF Test**	
5% A-D Critical Value	0.752	Data Not Gamma Distributed at 5% Significance Level	
K-S Test Statistic	0.119	**Kolmogrov-Smirnoff Gamma GOF Test**	
5% K-S Critical Value	0.117	Data Not Gamma Distributed at 5% Significance Level	
Data Not Gamma Distributed at 5% Significance Level			
Gamma Statistics			
k hat (MLE)	7.473	k star (bias corrected MLE)	7.098
Theta hat (MLE)	6.818	Theta star (bias corrected MLE)	7.178
nu hat (MLE)	866.8	nu star (bias corrected)	823.3
MLE Mean (bias corrected)	50.95	MLE Sd (bias corrected)	19.12
		Approximate Chi Square Value (0.05)	757.7
Adjusted Level of Significance	0.0459	Adjusted Chi Square Value	756.1
Assuming Gamma Distribution			
95% Approximate Gamma UCL (use when n>=50))	55.36	95% Adjusted Gamma UCL (use when n<50)	55.48
Lognormal GOF Test			
Shapiro Wilk Test Statistic	0.914	**Shapiro Wilk Lognormal GOF Test**	
5% Shapiro Wilk P Value	3.7747E-4	Data Not Lognormal at 5% Significance Level	
Lilliefors Test Statistic	0.146	**Lilliefors Lognormal GOF Test**	
5% Lilliefors Critical Value	0.116	Data Not Lognormal at 5% Significance Level	
Data Not Lognormal at 5% Significance Level			
Lognormal Statistics			
Minimum of Logged Data	2.708	Mean of logged Data	3.862
Maximum of Logged Data	4.554	SD of logged Data	0.399
Assuming Lognormal Distribution			
95% H-UCL	56.71	90% Chebyshev (MVUE) UCL	59.8
95% Chebyshev (MVUE) UCL	63.58	97.5% Chebyshev (MVUE) UCL	68.83
99% Chebyshev (MVUE) UCL	79.15		
Nonparametric Distribution Free UCL Statistics			
Data appear to follow a Discernible Distribution at 5% Significance Level			
Nonparametric Distribution Free UCLs			
95% CLT UCL	54.67	95% Jackknife UCL	54.74
95% Standard Bootstrap UCL	54.63	95% Bootstrap-t UCL	54.76
95% Hall's Bootstrap UCL	54.76	95% Percentile Bootstrap UCL	54.66
95% BCA Bootstrap UCL	54.62		

90% Chebyshev(Mean, Sd) UCL	57.74	95% Chebyshev(Mean, Sd) UCL	60.82
97.5% Chebyshev(Mean, Sd) UCL	65.1	99% Chebyshev(Mean, Sd) UCL	73.49
Suggested UCL to Use			
95% Student's-t UCL	54.74		
Note: Suggestions regarding the selection of a 95% UCL are provided to help the user to select the most appropriate 95% UCL.			
These recommendations are based upon the results of the simulation studies summarized in Singh, Singh, and Iaci (2002)			
and Singh and Singh (2003). However, simulations results will not cover all Real World data sets.			
For additional insight the user may want to consult a statistician.			
Result (zinc_mhs_soil 2 ft)			
General Statistics			
Total Number of Observations	58	Number of Distinct Observations	41
		Number of Missing Observations	0
Minimum	18	Mean	79.72
Maximum	480	Median	55.5
SD	86.14	Std. Error of Mean	11.31
Coefficient of Variation	1.081	Skewness	3.519
Normal GOF Test			
Shapiro Wilk Test Statistic	0.519	**Shapiro Wilk GOF Test**	
5% Shapiro Wilk P Value	0	Data Not Normal at 5% Significance Level	
Lilliefors Test Statistic	0.334	**Lilliefors GOF Test**	
5% Lilliefors Critical Value	0.116	Data Not Normal at 5% Significance Level	
Data Not Normal at 5% Significance Level			
Assuming Normal Distribution			
95% Normal UCL		**95% UCLs (Adjusted for Skewness)**	
95% Student's-t UCL	98.64	95% Adjusted-CLT UCL (Chen-1995)	103.9
		95% Modified-t UCL (Johnson-1978)	99.51
Gamma GOF Test			
A-D Test Statistic	5.077	**Anderson-Darling Gamma GOF Test**	
5% A-D Critical Value	0.762	Data Not Gamma Distributed at 5% Significance Level	
K-S Test Statistic	0.249	**Kolmogrov-Smirnoff Gamma GOF Test**	
5% K-S Critical Value	0.118	Data Not Gamma Distributed at 5% Significance Level	
Data Not Gamma Distributed at 5% Significance Level			
Gamma Statistics			
k hat (MLE)	2.076	k star (bias corrected MLE)	1.98
Theta hat (MLE)	38.4	Theta star (bias corrected MLE)	40.26
nu hat (MLE)	240.8	nu star (bias corrected)	229.7
MLE Mean (bias corrected)	79.72	MLE Sd (bias corrected)	56.66
		Approximate Chi Square Value (0.05)	195.6
Adjusted Level of Significance	0.0459	Adjusted Chi Square Value	194.8
Assuming Gamma Distribution			
95% Approximate Gamma UCL (use when n>=50))	93.61	95% Adjusted Gamma UCL (use when n<50)	94
Lognormal GOF Test			
Shapiro Wilk Test Statistic	0.867	**Shapiro Wilk Lognormal GOF Test**	
5% Shapiro Wilk P Value	8.2921E-7	Data Not Lognormal at 5% Significance Level	
Lilliefors Test Statistic	0.185	**Lilliefors Lognormal GOF Test**	
5% Lilliefors Critical Value	0.116	Data Not Lognormal at 5% Significance Level	
Data Not Lognormal at 5% Significance Level			
Lognormal Statistics			
Minimum of Logged Data	2.89	Mean of logged Data	4.119
Maximum of Logged Data	6.174	SD of logged Data	0.623
Assuming Lognormal Distribution			
95% H-UCL	87.85	90% Chebyshev (MVUE) UCL	94.01

95% Chebyshev (MVUE) UCL	102.9	97.5% Chebyshev (MVUE) UCL	115.3
99% Chebyshev (MVUE) UCL	139.6		

Nonparametric Distribution Free UCL Statistics

Data do not follow a Discernible Distribution (0.05)

Nonparametric Distribution Free UCLs

95% CLT UCL	98.33	95% Jackknife UCL	98.64
95% Standard Bootstrap UCL	98.11	95% Bootstrap-t UCL	111.5
95% Hall's Bootstrap UCL	101	95% Percentile Bootstrap UCL	99.6
95% BCA Bootstrap UCL	105.2		
90% Chebyshev(Mean, Sd) UCL	113.7	95% Chebyshev(Mean, Sd) UCL	129
97.5% Chebyshev(Mean, Sd) UCL	150.4	99% Chebyshev(Mean, Sd) UCL	192.3

Suggested UCL to Use

95% Chebyshev (Mean, Sd) UCL	129

Note: Suggestions regarding the selection of a 95% UCL are provided to help the user to select the most appropriate 95% UCL.

These recommendations are based upon the results of the simulation studies summarized in Singh, Singh, and Iaci (2002)

and Singh and Singh (2003). However, simulations results will not cover all Real World data sets.

For additional insight the user may want to consult a statistician.

Result (chlordane_aoi-1 planter box)

General Statistics

Total Number of Observations	30	Number of Distinct Observations	6
Number of Detects	5	Number of Non-Detects	25
Number of Distinct Detects	4	Number of Distinct Non-Detects	2
Minimum Detect	0.076	Minimum Non-Detect	0.049
Maximum Detect	2.6	Maximum Non-Detect	0.05
Variance Detects	1.206	Percent Non-Detects	83.33%
Mean Detects	0.639	SD Detects	1.098
Median Detects	0.21	CV Detects	1.718
Skewness Detects	2.218	Kurtosis Detects	4.937
Mean of Logged Detects	-1.411	SD of Logged Detects	1.398

Normal GOF Test on Detects Only

Shapiro Wilk Test Statistic	0.602	**Shapiro Wilk GOF Test**
5% Shapiro Wilk Critical Value	0.762	Detected Data Not Normal at 5% Significance Level
Lilliefors Test Statistic	0.452	**Lilliefors GOF Test**
5% Lilliefors Critical Value	0.396	Detected Data Not Normal at 5% Significance Level

Detected Data Not Normal at 5% Significance Level

Kaplan-Meier (KM) Statistics using Normal Critical Values and other Nonparametric UCLs

Mean	0.147	Standard Error of Mean	0.0933
SD	0.457	95% KM (BCA) UCL	0.311
95% KM (t) UCL	0.295	95% KM (Percentile Bootstrap) UCL	0.306
95% KM (z) UCL	0.29	95% KM Bootstrap t UCL	1.412
90% KM Chebyshev UCL	0.41	95% KM Chebyshev UCL	0.531
97.5% KM Chebyshev UCL	0.698	99% KM Chebyshev UCL	1.026

Gamma GOF Tests on Detected Observations Only

A-D Test Statistic	0.798	**Anderson-Darling GOF Test**
5% A-D Critical Value	0.704	Detected Data Not Gamma Distributed at 5% Significance Level
K-S Test Statistic	0.42	**Kolmogrov-Smirnoff GOF**
5% K-S Critical Value	0.369	Detected Data Not Gamma Distributed at 5% Significance Level

Detected Data Not Gamma Distributed at 5% Significance Level

Gamma Statistics on Detected Data Only

k hat (MLE)	0.636	k star (bias corrected MLE)	0.388
Theta hat (MLE)	1.005	Theta star (bias corrected MLE)	1.648
nu hat (MLE)	6.36	nu star (bias corrected)	3.877
MLE Mean (bias corrected)	0.639	MLE Sd (bias corrected)	1.026

Gamma Kaplan-Meier (KM) Statistics			
k hat (KM)	0.104	nu hat (KM)	6.229
Approximate Chi Square Value (6.41, α)	1.758	Adjusted Chi Square Value (6.41, β)	1.625
95% Gamma Approximate KM-UCL (use when n>=50)	0.522	95% Gamma Adjusted KM-UCL (use when n<50)	0.565

Gamma ROS Statistics using Imputed Non-Detects			
GROS may not be used when data set has > 50% NDs with many tied observations at multiple DLs			
GROS may not be used when kstar of detected data is small such as < 0.1			
For such situations, GROS method tends to yield inflated values of UCLs and BTVs			
For gamma distributed detected data, BTVs and UCLs may be computed using gamma distribution on KM estimates			
Minimum	0.01	Mean	0.115
Maximum	2.6	Median	0.01
SD	0.472	CV	4.113
k hat (MLE)	0.352	k star (bias corrected MLE)	0.339
Theta hat (MLE)	0.326	Theta star (bias corrected MLE)	0.339
nu hat (MLE)	21.12	nu star (bias corrected)	20.34
MLE Mean (bias corrected)	0.115	MLE Sd (bias corrected)	0.197
		Adjusted Level of Significance (β)	0.041
Approximate Chi Square Value (21.57, α)	11.1	Adjusted Chi Square Value (21.57, β)	10.71
95% Gamma Approximate UCL (use when n>=50)	0.203	95% Gamma Adjusted UCL (use when n<50)	0.21

Lognormal GOF Test on Detected Observations Only			
Shapiro Wilk Test Statistic	0.818	**Shapiro Wilk GOF Test**	
5% Shapiro Wilk Critical Value	0.762	Detected Data appear Lognormal at 5% Significance Level	
Lilliefors Test Statistic	0.343	**Lilliefors GOF Test**	
5% Lilliefors Critical Value	0.396	Detected Data appear Lognormal at 5% Significance Level	
Detected Data appear Lognormal at 5% Significance Level			

Lognormal ROS Statistics Using Imputed Non-Detects			
Mean in Original Scale	0.108	Mean in Log Scale	-7.159
SD in Original Scale	0.474	SD in Log Scale	3.653
95% t UCL (assumes normality of ROS data)	0.249	95% Percentile Bootstrap UCL	0.272
95% BCA Bootstrap UCL	0.369	95% Bootstrap t UCL	1.239
95% H-UCL (Log ROS)	12.26		

UCLs using Lognormal Distribution and KM Estimates when Detected data are Lognormally Distributed			
KM Mean (logged)	-2.748	95% H-UCL (KM -Log)	0.118
KM SD (logged)	0.786	95% Critical H Value (KM-Log)	2.175
KM Standard Error of Mean (logged)	0.161		

DL/2 Statistics			
DL/2 Normal		**DL/2 Log-Transformed**	
Mean in Original Scale	0.127	Mean in Log Scale	-3.316
SD in Original Scale	0.47	SD in Log Scale	1.01
95% t UCL (Assumes normality)	0.266	95% H-Stat UCL	0.0949
DL/2 is not a recommended method, provided for comparisons and historical reasons			

Nonparametric Distribution Free UCL Statistics			
Detected Data appear Lognormal Distributed at 5% Significance Level			

Suggested UCL to Use			
95% KM (BCA) UCL	0.311		

Note: Suggestions regarding the selection of a 95% UCL are provided to help the user to select the most appropriate 95% UCL.

Recommendations are based upon data size, data distribution, and skewness.

These recommendations are based upon the results of the simulation studies summarized in Singh, Maichle, and Lee (2006).

However, simulations results will not cover all Real World data sets; for additional insight the user may want to consult a statistician.

Result (lead_aoi-1_planter box)

General Statistics			
Total Number of Observations	10	Number of Distinct Observations	10
Number of Detects	9	Number of Non-Detects	1
Number of Distinct Detects	9	Number of Distinct Non-Detects	1

Minimum Detect	2.5	Minimum Non-Detect	4
Maximum Detect	89	Maximum Non-Detect	4
Variance Detects	747	Percent Non-Detects	10%
Mean Detects	17.96	SD Detects	27.33
Median Detects	8.8	CV Detects	1.522
Skewness Detects	2.734	Kurtosis Detects	7.73
Mean of Logged Detects	2.275	SD of Logged Detects	1.052
Normal GOF Test on Detects Only			
Shapiro Wilk Test Statistic	0.578	**Shapiro Wilk GOF Test**	
5% Shapiro Wilk Critical Value	0.829	Detected Data Not Normal at 5% Significance Level	
Lilliefors Test Statistic	0.364	**Lilliefors GOF Test**	
5% Lilliefors Critical Value	0.295	Detected Data Not Normal at 5% Significance Level	
Detected Data Not Normal at 5% Significance Level			
Kaplan-Meier (KM) Statistics using Normal Critical Values and other Nonparametric UCLs			
Mean	16.41	Standard Error of Mean	8.345
SD	24.88	95% KM (BCA) UCL	32.46
95% KM (t) UCL	31.71	95% KM (Percentile Bootstrap) UCL	32.05
95% KM (z) UCL	30.14	95% KM Bootstrap t UCL	92.36
90% KM Chebyshev UCL	41.45	95% KM Chebyshev UCL	52.79
97.5% KM Chebyshev UCL	68.53	99% KM Chebyshev UCL	99.45
Gamma GOF Tests on Detected Observations Only			
A-D Test Statistic	0.773	**Anderson-Darling GOF Test**	
5% A-D Critical Value	0.745	Detected Data Not Gamma Distributed at 5% Significance Level	
K-S Test Statistic	0.283	**Kolmogrov-Smirnoff GOF**	
5% K-S Critical Value	0.287	Detected data appear Gamma Distributed at 5% Significance Level	
Detected data follow Appr. Gamma Distribution at 5% Significance Level			
Gamma Statistics on Detected Data Only			
k hat (MLE)	0.947	k star (bias corrected MLE)	0.706
Theta hat (MLE)	18.95	Theta star (bias corrected MLE)	25.45
nu hat (MLE)	17.05	nu star (bias corrected)	12.7
MLE Mean (bias corrected)	17.96	MLE Sd (bias corrected)	21.38
Gamma Kaplan-Meier (KM) Statistics			
k hat (KM)	0.435	nu hat (KM)	8.7
Approximate Chi Square Value (8.70, α)	3.147	Adjusted Chi Square Value (8.70, β)	2.595
95% Gamma Approximate KM-UCL (use when n>=50)	45.37	95% Gamma Adjusted KM-UCL (use when n<50)	55.02
Gamma ROS Statistics using Imputed Non-Detects			
GROS may not be used when data set has > 50% NDs with many tied observations at multiple DLs			
GROS may not be used when kstar of detected data is small such as < 0.1			
For such situations, GROS method tends to yield inflated values of UCLs and BTVs			
For gamma distributed detected data, BTVs and UCLs may be computed using gamma distribution on KM estimates			
Minimum	0.01	Mean	16.16
Maximum	89	Median	7.3
SD	26.39	CV	1.633
k hat (MLE)	0.527	k star (bias corrected MLE)	0.435
Theta hat (MLE)	30.67	Theta star (bias corrected MLE)	37.11
nu hat (MLE)	10.54	nu star (bias corrected)	8.709
MLE Mean (bias corrected)	16.16	MLE Sd (bias corrected)	24.49
		Adjusted Level of Significance (β)	0.0267
Approximate Chi Square Value (8.71, α)	3.152	Adjusted Chi Square Value (8.71, β)	2.6
95% Gamma Approximate UCL (use when n>=50)	44.65	95% Gamma Adjusted UCL (use when n<50)	54.14
Lognormal GOF Test on Detected Observations Only			
Shapiro Wilk Test Statistic	0.924	**Shapiro Wilk GOF Test**	
5% Shapiro Wilk Critical Value	0.829	Detected Data appear Lognormal at 5% Significance Level	
Lilliefors Test Statistic	0.199	**Lilliefors GOF Test**	
5% Lilliefors Critical Value	0.295	Detected Data appear Lognormal at 5% Significance Level	
Detected Data appear Lognormal at 5% Significance Level			

Lognormal ROS Statistics Using Imputed Non-Detects			
Mean in Original Scale	16.33	Mean in Log Scale	2.1
SD in Original Scale	26.28	SD in Log Scale	1.136
95% t UCL (assumes normality of ROS data)	31.56	95% Percentile Bootstrap UCL	31.44
95% BCA Bootstrap UCL	40.53	95% Bootstrap t UCL	87.97
95% H-UCL (Log ROS)	56.13		
UCLs using Lognormal Distribution and KM Estimates when Detected data are Lognormally Distributed			
KM Mean (logged)	2.139	95% H-UCL (KM -Log)	42.21
KM SD (logged)	1.025	95% Critical H Value (KM-Log)	3.155
KM Standard Error of Mean (logged)	0.344		
DL/2 Statistics			
DL/2 Normal		**DL/2 Log-Transformed**	
Mean in Original Scale	16.36	Mean in Log Scale	2.117
SD in Original Scale	26.26	SD in Log Scale	1.111
95% t UCL (Assumes normality)	31.58	95% H-Stat UCL	52.87
DL/2 is not a recommended method, provided for comparisons and historical reasons			
Nonparametric Distribution Free UCL Statistics			
Detected Data appear Approximate Gamma Distributed at 5% Significance Level			
Suggested UCL to Use			
95% KM (Chebyshev) UCL	52.79	95% GROS Adjusted Gamma UCL	54.14
95% Adjusted Gamma KM-UCL	55.02		
Note: Suggestions regarding the selection of a 95% UCL are provided to help the user to select the most appropriate 95% UCL.			
Recommendations are based upon data size, data distribution, and skewness.			
These recommendations are based upon the results of the simulation studies summarized in Singh, Maichle, and Lee (2006).			
However, simulations results will not cover all Real World data sets; for additional insight the user may want to consult a statistician.			
Result (lead_aoi-1_planter box_0 ft)			
General Statistics			
Total Number of Observations	5	Number of Distinct Observations	5
		Number of Missing Observations	0
Minimum	4.8	Mean	25.12
Maximum	89	Median	11
SD	35.82	Std. Error of Mean	16.02
Coefficient of Variation	1.426	Skewness	2.202
Note: Sample size is small (e.g., <10), if data are collected using ISM approach, you should use			
guidance provided in ITRC Tech Reg Guide on ISM (ITRC, 2012) to compute statistics of interest.			
For example, you may want to use Chebyshev UCL to estimate EPC (ITRC, 2012).			
Chebyshev UCL can be computed using the Nonparametric and All UCL Options of ProUCL 5.0			
Normal GOF Test			
Shapiro Wilk Test Statistic	0.627	**Shapiro Wilk GOF Test**	
5% Shapiro Wilk Critical Value	0.762	Data Not Normal at 5% Significance Level	
Lilliefors Test Statistic	0.443	**Lilliefors GOF Test**	
5% Lilliefors Critical Value	0.396	Data Not Normal at 5% Significance Level	
Data Not Normal at 5% Significance Level			
Assuming Normal Distribution			
95% Normal UCL		**95% UCLs (Adjusted for Skewness)**	
95% Student's-t UCL	59.27	95% Adjusted-CLT UCL (Chen-1995)	68.32
		95% Modified-t UCL (Johnson-1978)	61.9
Gamma GOF Test			
A-D Test Statistic	0.767	**Anderson-Darling Gamma GOF Test**	
5% A-D Critical Value	0.692	Data Not Gamma Distributed at 5% Significance Level	
K-S Test Statistic	0.413	**Kolmogrov-Smirnoff Gamma GOF Test**	
5% K-S Critical Value	0.365	Data Not Gamma Distributed at 5% Significance Level	
Data Not Gamma Distributed at 5% Significance Level			

Gamma Statistics			
k hat (MLE)	0.965	k star (bias corrected MLE)	0.519
Theta hat (MLE)	26.03	Theta star (bias corrected MLE)	48.37
nu hat (MLE)	9.65	nu star (bias corrected)	5.193
MLE Mean (bias corrected)	25.12	MLE Sd (bias corrected)	34.86
		Approximate Chi Square Value (0.05)	1.242
Adjusted Level of Significance	0.0086	Adjusted Chi Square Value	0.588
Assuming Gamma Distribution			
95% Approximate Gamma UCL (use when n>=50))	105	95% Adjusted Gamma UCL (use when n<50)	221.7
Lognormal GOF Test			
Shapiro Wilk Test Statistic	0.835	**Shapiro Wilk Lognormal GOF Test**	
5% Shapiro Wilk Critical Value	0.762	Data appear Lognormal at 5% Significance Level	
Lilliefors Test Statistic	0.35	**Lilliefors Lognormal GOF Test**	
5% Lilliefors Critical Value	0.396	Data appear Lognormal at 5% Significance Level	
Data appear Lognormal at 5% Significance Level			
Lognormal Statistics			
Minimum of Logged Data	1.569	Mean of logged Data	2.623
Maximum of Logged Data	4.489	SD of logged Data	1.103
Assuming Lognormal Distribution			
95% H-UCL	483.1	90% Chebyshev (MVUE) UCL	52.04
95% Chebyshev (MVUE) UCL	65.81	97.5% Chebyshev (MVUE) UCL	84.91
99% Chebyshev (MVUE) UCL	122.4		
Nonparametric Distribution Free UCL Statistics			
Data appear to follow a Discernible Distribution at 5% Significance Level			
Nonparametric Distribution Free UCLs			
95% CLT UCL	51.47	95% Jackknife UCL	59.27
95% Standard Bootstrap UCL	48.72	95% Bootstrap-t UCL	385.2
95% Hall's Bootstrap UCL	305	95% Percentile Bootstrap UCL	56.12
95% BCA Bootstrap UCL	57.56		
90% Chebyshev(Mean, Sd) UCL	73.17	95% Chebyshev(Mean, Sd) UCL	94.94
97.5% Chebyshev(Mean, Sd) UCL	125.2	99% Chebyshev(Mean, Sd) UCL	184.5
Suggested UCL to Use			
95% Chebyshev (Mean, Sd) UCL	94.94		
Recommended UCL exceeds the maximum observation			
Note: Suggestions regarding the selection of a 95% UCL are provided to help the user to select the most appropriate 95% UCL.			
These recommendations are based upon the results of the simulation studies summarized in Singh, Singh, and Iaci (2002)			
and Singh and Singh (2003). However, simulations results will not cover all Real World data sets.			
For additional insight the user may want to consult a statistician.			
Result (aroclor 1254_aoi-5_building g area)			
General Statistics			
Total Number of Observations	36	Number of Distinct Observations	15
Number of Detects	13	Number of Non-Detects	23
Number of Distinct Detects	13	Number of Distinct Non-Detects	3
Minimum Detect	0.064	Minimum Non-Detect	0.049
Maximum Detect	0.8	Maximum Non-Detect	0.14
Variance Detects	0.0661	Percent Non-Detects	63.89%
Mean Detects	0.377	SD Detects	0.257
Median Detects	0.34	CV Detects	0.682
Skewness Detects	0.398	Kurtosis Detects	-1.253
Mean of Logged Detects	-1.263	SD of Logged Detects	0.861
Normal GOF Test on Detects Only			

Shapiro Wilk Test Statistic	0.919	**Shapiro Wilk GOF Test**	
5% Shapiro Wilk Critical Value	0.866	Detected Data appear Normal at 5% Significance Level	
Lilliefors Test Statistic	0.129	**Lilliefors GOF Test**	
5% Lilliefors Critical Value	0.246	Detected Data appear Normal at 5% Significance Level	
Detected Data appear Normal at 5% Significance Level			
Kaplan-Meier (KM) Statistics using Normal Critical Values and other Nonparametric UCLs			
Mean	0.167	Standard Error of Mean	0.0375
SD	0.216	95% KM (BCA) UCL	0.229
95% KM (t) UCL	0.231	95% KM (Percentile Bootstrap) UCL	0.231
95% KM (z) UCL	0.229	95% KM Bootstrap t UCL	0.246
90% KM Chebyshev UCL	0.28	95% KM Chebyshev UCL	0.331
97.5% KM Chebyshev UCL	0.402	99% KM Chebyshev UCL	0.541
Gamma GOF Tests on Detected Observations Only			
A-D Test Statistic	0.3	**Anderson-Darling GOF Test**	
5% A-D Critical Value	0.745	Detected data appear Gamma Distributed at 5% Significance Level	
K-S Test Statistic	0.127	**Kolmogrov-Smirnoff GOF**	
5% K-S Critical Value	0.24	Detected data appear Gamma Distributed at 5% Significance Level	
Detected data appear Gamma Distributed at 5% Significance Level			
Gamma Statistics on Detected Data Only			
k hat (MLE)	1.897	k star (bias corrected MLE)	1.51
Theta hat (MLE)	0.199	Theta star (bias corrected MLE)	0.249
nu hat (MLE)	49.31	nu star (bias corrected)	39.27
MLE Mean (bias corrected)	0.377	MLE Sd (bias corrected)	0.306
Gamma Kaplan-Meier (KM) Statistics			
k hat (KM)	0.6	nu hat (KM)	43.17
Approximate Chi Square Value (43.17, α)	29.1	Adjusted Chi Square Value (43.17, β)	28.58
95% Gamma Approximate KM-UCL (use when n>=50)	0.248	95% Gamma Adjusted KM-UCL (use when n<50)	0.253
Gamma ROS Statistics using Imputed Non-Detects			
GROS may not be used when data set has > 50% NDs with many tied observations at multiple DLs			
GROS may not be used when kstar of detected data is small such as < 0.1			
For such situations, GROS method tends to yield inflated values of UCLs and BTVs			
For gamma distributed detected data, BTVs and UCLs may be computed using gamma distribution on KM estimates			
Minimum	0.01	Mean	0.143
Maximum	0.8	Median	0.01
SD	0.233	CV	1.634
k hat (MLE)	0.453	k star (bias corrected MLE)	0.433
Theta hat (MLE)	0.316	Theta star (bias corrected MLE)	0.33
nu hat (MLE)	32.58	nu star (bias corrected)	31.2
MLE Mean (bias corrected)	0.143	MLE Sd (bias corrected)	0.217
		Adjusted Level of Significance (β)	0.0428
Approximate Chi Square Value (31.20, α)	19.44	Adjusted Chi Square Value (31.20, β)	19.02
95% Gamma Approximate UCL (use when n>=50)	0.229	95% Gamma Adjusted UCL (use when n<50)	0.234
Lognormal GOF Test on Detected Observations Only			
Shapiro Wilk Test Statistic	0.922	**Shapiro Wilk GOF Test**	
5% Shapiro Wilk Critical Value	0.866	Detected Data appear Lognormal at 5% Significance Level	
Lilliefors Test Statistic	0.128	**Lilliefors GOF Test**	
5% Lilliefors Critical Value	0.246	Detected Data appear Lognormal at 5% Significance Level	
Detected Data appear Lognormal at 5% Significance Level			
Lognormal ROS Statistics Using Imputed Non-Detects			
Mean in Original Scale	0.155	Mean in Log Scale	-2.931
SD in Original Scale	0.227	SD in Log Scale	1.553
95% t UCL (assumes normality of ROS data)	0.219	95% Percentile Bootstrap UCL	0.219
95% BCA Bootstrap UCL	0.227	95% Bootstrap t UCL	0.239
95% H-UCL (Log ROS)	0.4		
UCLs using Lognormal Distribution and KM Estimates when Detected data are Lognormally Distributed			
KM Mean (logged)	-2.381	95% H-UCL (KM -Log)	0.22

KM SD (logged)	0.977	95% Critical H Value (KM-Log)	2.357
KM Standard Error of Mean (logged)	0.17		

DL/2 Statistics

DL/2 Normal		**DL/2 Log-Transformed**	
Mean in Original Scale	0.153	Mean in Log Scale	-2.789
SD in Original Scale	0.227	SD in Log Scale	1.28
95% t UCL (Assumes normality)	0.217	95% H-Stat UCL	0.251

DL/2 is not a recommended method, provided for comparisons and historical reasons

Nonparametric Distribution Free UCL Statistics

Detected Data appear Normal Distributed at 5% Significance Level

Suggested UCL to Use

95% KM (t) UCL	0.231	95% KM (Percentile Bootstrap) UCL	0.231

Note: Suggestions regarding the selection of a 95% UCL are provided to help the user to select the most appropriate 95% UCL.

Recommendations are based upon data size, data distribution, and skewness.

These recommendations are based upon the results of the simulation studies summarized in Singh, Maichle, and Lee (2006).

However, simulations results will not cover all Real World data sets; for additional insight the user may want to consult a statistician.

Result (cadmium_aoi-7_building f)

General Statistics

Total Number of Observations	8	Number of Distinct Observations	5
		Number of Missing Observations	0
Minimum	1.6	Mean	2.688
Maximum	5.7	Median	2.4
SD	1.253	Std. Error of Mean	0.443
Coefficient of Variation	0.466	Skewness	2.493

Note: Sample size is small (e.g., <10), if data are collected using ISM approach, you should use

guidance provided in ITRC Tech Reg Guide on ISM (ITRC, 2012) to compute statistics of interest.

For example, you may want to use Chebyshev UCL to estimate EPC (ITRC, 2012).

Chebyshev UCL can be computed using the Nonparametric and All UCL Options of ProUCL 5.0

Normal GOF Test

Shapiro Wilk Test Statistic	0.634	**Shapiro Wilk GOF Test**	
5% Shapiro Wilk Critical Value	0.818	Data Not Normal at 5% Significance Level	
Lilliefors Test Statistic	0.434	**Lilliefors GOF Test**	
5% Lilliefors Critical Value	0.313	Data Not Normal at 5% Significance Level	

Data Not Normal at 5% Significance Level

Assuming Normal Distribution

95% Normal UCL		**95% UCLs (Adjusted for Skewness)**	
95% Student's-t UCL	3.527	95% Adjusted-CLT UCL (Chen-1995)	3.833
		95% Modified-t UCL (Johnson-1978)	3.592

Gamma GOF Test

A-D Test Statistic	1.154	**Anderson-Darling Gamma GOF Test**	
5% A-D Critical Value	0.717	Data Not Gamma Distributed at 5% Significance Level	
K-S Test Statistic	0.405	**Kolmogrov-Smirnoff Gamma GOF Test**	
5% K-S Critical Value	0.295	Data Not Gamma Distributed at 5% Significance Level	

Data Not Gamma Distributed at 5% Significance Level

Gamma Statistics

k hat (MLE)	7.574	k star (bias corrected MLE)	4.817
Theta hat (MLE)	0.355	Theta star (bias corrected MLE)	0.558
nu hat (MLE)	121.2	nu star (bias corrected)	77.07
MLE Mean (bias corrected)	2.688	MLE Sd (bias corrected)	1.224
		Approximate Chi Square Value (0.05)	57.85
Adjusted Level of Significance	0.0195	Adjusted Chi Square Value	53.66

Assuming Gamma Distribution

95% Approximate Gamma UCL (use when n>=50))	3.581	95% Adjusted Gamma UCL (use when n<50)	3.86
Lognormal GOF Test			
Shapiro Wilk Test Statistic	0.762	**Shapiro Wilk Lognormal GOF Test**	
5% Shapiro Wilk Critical Value	0.818	Data Not Lognormal at 5% Significance Level	
Lilliefors Test Statistic	0.38	**Lilliefors Lognormal GOF Test**	
5% Lilliefors Critical Value	0.313	Data Not Lognormal at 5% Significance Level	
Data Not Lognormal at 5% Significance Level			
Lognormal Statistics			
Minimum of Logged Data	0.47	Mean of logged Data	0.921
Maximum of Logged Data	1.74	SD of logged Data	0.362
Assuming Lognormal Distribution			
95% H-UCL	3.595	90% Chebyshev (MVUE) UCL	3.687
95% Chebyshev (MVUE) UCL	4.152	97.5% Chebyshev (MVUE) UCL	4.798
99% Chebyshev (MVUE) UCL	6.067		
Nonparametric Distribution Free UCL Statistics			
Data do not follow a Discernible Distribution (0.05)			
Nonparametric Distribution Free UCLs			
95% CLT UCL	3.416	95% Jackknife UCL	3.527
95% Standard Bootstrap UCL	3.367	95% Bootstrap-t UCL	5.452
95% Hall's Bootstrap UCL	7.248	95% Percentile Bootstrap UCL	3.513
95% BCA Bootstrap UCL	3.663		
90% Chebyshev(Mean, Sd) UCL	4.016	95% Chebyshev(Mean, Sd) UCL	4.618
97.5% Chebyshev(Mean, Sd) UCL	5.454	99% Chebyshev(Mean, Sd) UCL	7.095
Suggested UCL to Use			
95% Student's-t UCL	3.527	or 95% Modified-t UCL	3.592
Note: Suggestions regarding the selection of a 95% UCL are provided to help the user to select the most appropriate 95% UCL.			
These recommendations are based upon the results of the simulation studies summarized in Singh, Singh, and Iaci (2002)			
and Singh and Singh (2003). However, simulations results will not cover all Real World data sets.			
For additional insight the user may want to consult a statistician.			

Attachment C

School Screen Output

Input			
Chemical name	**Chlordane**		
CAS #	57749		
Concentration of	**Chlordane**		
In on-site soil	1.6E-1	mg/kg	
In shallow ground water	0.0E+0	mg/l	
In soil vapor	0.0E+0	$\mu g/m^3$	
In on-site PM_{10}	0.0E+0	mg/kg	
In vapors from off-site	0.0E+0	$ug/L_{air\ (=mg/m^3)}$	
In PM_{10} from off-site	0.0E+0	$ug/L_{air\ (=mg/m^3)}$	
In drinking water supply	0.0E+0	mg/l	
Chronic Toxicity of	**Chlordane**		
Ingestion RfD	5.0E-4	5.0E-4 mg/kg/day	
Inhalation RfC (mg/m^3)	7.0E-4	2.0E-4 mg/kg/day	
User-supplied oral RfD		mg/kg/day	
User-supplied inhalation RfD		mg/kg/day	
Cancer Potency of	**Chlordane**		
By ingestion	3.5E-1	3.5E-1 $(mg/kg/day)^{-1}$	
Inhalation URF $(\mu g/m^3)^{-1}$	1.0E-4	3.5E-1 $(mg/kg/day)^{-1}$	
User-supplied oral CPF	3.5E-1	$(mg/kg/day)^{-1}$	
User-supplied inhalation URF	1.0E-4	$(\mu g/m^3)^{-1}$	
School year length	250	days	

Output		
Age-specific Risk and Hazard		
Age	**Cancer Risk**	**Hazard Quotient**
0-1	5.6E-10	2.2E-4
1-2	1.2E-8	4.9E-3
2-3	1.0E-8	4.1E-3
3-4	8.3E-9	3.3E-3
4-5	7.4E-9	2.9E-3
5-6	5.7E-9	2.3E-3
6-7	5.1E-9	2.1E-3
7-8	2.4E-9	9.8E-4
8-9	2.2E-9	8.8E-4
9-10	1.9E-9	7.8E-4
10-11	1.7E-9	6.9E-4
11-12	1.5E-9	6.2E-4
12-13	1.4E-9	5.7E-4
13-14	1.3E-9	5.2E-4
14-15	1.2E-9	4.9E-4
15-16	1.2E-9	4.7E-4
16-17	1.1E-9	4.5E-4
17-18	1.1E-9	4.4E-4
Moms	1.1E-9	4.4E-4
Staff	2.6E-8	4.2E-4

Appendix F

Survey Report

SAWAYA ENGINEERING CONSULTANTS, INC.
CIVIL ENGINEERING • LAND PLANNING • SURVEYING

August 7, 2015

Ranboll Environ
Ms. Safaa Dergham, PG
Project Manager
18100 Von Karman, Suite 600
Irvine, CA 92612

Re: Juan Cabrillo Elementary School and Malibu High School Survey Data.

Ms. Dergham,

Thank you for giving Sawaya Engineering the opportunity to provide surveying services to Environ Corp.

The survey at the school sites located at 30215 and 30237 Morning View Drive, in the City of Malibu was conducted in July 2014.

The horizontal and vertical controls used are depicted in Exhibit "A".

The coordinates of the incremental sampling location for the staking of the athletic fields (300 points) as provided by Environ are depicted in Exhibit "B".

The surveyed locations at the Elementary School are depicted in Exhibit "C".

The surveyed locations at the High School are depicted in Exhibit "D".

The surveyed locations at the Cornucopia area are depicted in Exhibit "E".

Once again, thank you for the opportunity to be of service. If you have any questions or require further information, please contact us.

Respectfully submitted

Selim R. Sawaya, PE / PLS
Sawaya Engineering Consultants, INC.



Exhibit "A"

HORIZONTAL AND VERTICAL CONTROL

Horizontal Control of eight strategically located points was established using the Online Positioning User Service (OPUS). State Plane Coordinate, California Coordinate System Zone 5 (CCS 5) based on NAD83

Vertical control used was the elevation of 85.280 feet at the found nail & Tag ls 2743, no reference, 12.50' SW'LY from street Centerline and having a coordinate of: N: 1831866.524' E: 6311249.305'

The elevation of 85.280' was based upon the North American Datum of 1988 using US National Geodetic Survey Benchmarks

Exhibit "B"

INCREMENTAL SAMPLING LOCATIONS AT THE ATHLETIC FIELDS

Point Number	Northing	Easting	Description
501	1833635.381	6311540.850	1A
502	1833614.211	6311518.651	1B
503	1833628.938	6311565.310	1C
504	1833621.045	6311616.686	2A
505	1833637.627	6311593.842	2B
506	1833626.651	6311669.412	2C
507	1833554.849	6311485.000	3A
508	1833564.695	6311473.346	3B
509	1833564.031	6311455.293	3C
510	1833563.246	6311506.980	4A
511	1833593.678	6311545.969	4B
512	1833585.894	6311570.891	4C
513	1833597.604	6311627.911	5A
514	1833539.844	6311612.460	5B
515	1833535.049	6311582.543	5C
516	1833540.125	6311666.129	6A
517	1833599.304	6311692.939	6B
518	1833586.663	6311672.904	6C
519	1833482.692	6311467.292	7A
520	1833518.148	6311484.663	7B
521	1833481.896	6311431.198	7C
522	1833513.900	6311513.659	8A
523	1833474.749	6311520.393	8B
524	1833519.046	6311563.964	8C
525	1833520.572	6311605.277	9A
526	1833510.162	6311642.179	9B
527	1833464.297	6311646.922	9C
528	1833482.521	6311843.698	10A
529	1833482.228	6311833.364	10B
530	1833476.871	6311852.054	10C
531	1833441.107	6311413.112	11A
532	1833411.702	6311373.396	11B
533	1833476.581	6311413.168	11C
534	1833420.171	6311483.677	12A
535	1833411.521	6311459.909	12B
536	1833390.660	6311432.276	12C
537	1833448.751	6311510.780	13A
538	1833433.163	6311536.543	13B
539	1833421.449	6311566.443	13C
540	1833411.259	6311590.398	14A
541	1833402.824	6311611.529	14B
542	1833388.453	6311632.974	14C
543	1833418.189	6311674.262	15A
544	1833417.110	6311717.508	15B
545	1833391.023	6311714.677	15C

546	1833431.270	6311745.941	16A
547	1833444.031	6311779.032	16B
548	1833418.992	6311772.976	16C
549	1833441.820	6311855.242	17A
550	1833438.392	6311856.178	17B
551	1833383.701	6311854.054	17C
552	1833441.179	6311920.313	18A
553	1833393.540	6311929.177	18B
554	1833397.518	6311984.591	18C
555	1833322.429	6311376.065	19A
556	1833354.228	6311392.233	19B
557	1833328.943	6311369.836	19C
558	1833355.956	6311488.297	20A
559	1833332.654	6311443.415	20B
560	1833359.689	6311482.561	20C
561	1833368.165	6311522.350	21A
562	1833331.073	6311523.636	21B
563	1833343.141	6311522.461	21C
564	1833356.571	6311721.742	22A
565	1833344.297	6311711.210	22B
566	1833366.550	6311663.273	22C
567	1833361.804	6311791.897	23A
568	1833338.046	6311791.802	23B
569	1833348.305	6311732.580	23C
570	1833367.786	6311809.412	24A
571	1833342.654	6311819.521	24B
572	1833308.786	6311817.798	24C
573	1833362.698	6311885.124	25A
574	1833331.037	6311929.063	25B
575	1833367.227	6311919.611	25C
576	1833342.126	6311988.639	26A
577	1833315.561	6312013.357	26B
578	1833315.007	6311959.618	26C
579	1833295.806	6311402.547	27A
580	1833283.876	6311379.856	27B
581	1833275.159	6311407.308	27C
582	1833292.342	6311430.394	28A
583	1833291.265	6311472.871	28B
584	1833296.481	6311452.782	28C
585	1833291.367	6311862.815	29A
586	1833280.005	6311830.394	29B
587	1833250.631	6311830.336	29C
588	1833255.013	6311885.130	30A
589	1833295.624	6311926.243	30B
590	1833289.984	6311980.413	30C
591	1833301.022	6311634.136	31A
592	1833316.995	6311623.279	31B

593	1833293.473	6311598.679	31C
594	1833290.492	6311663.262	32A
595	1833282.554	6311685.011	32B
596	1833279.082	6311708.673	32C
597	1833199.198	6311537.555	33A
598	1833216.320	6311554.280	33B
599	1833228.569	6311533.554	33C
600	1833253.271	6311578.016	34A
601	1833237.570	6311608.224	34B
602	1833218.565	6311630.343	34C
603	1833244.039	6311659.708	35A
604	1833247.426	6311675.309	35B
605	1833211.788	6311660.336	35C
606	1833254.890	6311753.238	36A
607	1833191.556	6311746.725	36B
608	1833226.496	6311763.809	36C
609	1833213.678	6311798.669	37A
610	1833195.086	6311842.434	37B
611	1833207.677	6311822.882	37C
612	1833151.726	6311549.991	38A
613	1833127.517	6311520.354	38B
614	1833138.850	6311559.696	38C
615	1833120.837	6311577.705	39A
616	1833146.877	6311588.302	39B
617	1833119.913	6311623.011	39C
618	1833159.437	6311702.135	40A
619	1833117.807	6311679.337	40B
620	1833140.581	6311645.137	40C
621	1833121.577	6311763.561	41A
622	1833139.014	6311771.438	41B
623	1833146.271	6311720.082	41C
624	1833174.254	6311806.178	42A
625	1833147.652	6311855.298	42B
626	1833169.519	6311822.256	42C
627	1833156.518	6311894.482	43A
628	1833156.589	6311881.784	43B
629	1833130.219	6311873.693	43C
630	1833057.823	6311466.219	44A
631	1833050.357	6311441.181	44B
632	1833077.704	6311483.860	44C
633	1833049.816	6311497.997	45A
634	1833071.234	6311513.083	45B
635	1833048.872	6311550.888	45C
636	1833094.231	6311621.816	46A
637	1833044.825	6311605.504	46B
638	1833105.775	6311622.503	46C
639	1833093.579	6311703.804	47A

640	1833090.213	6311701.871	47B
641	1833044.027	6311650.759	47C
642	1833073.627	6311743.014	48A
643	1833089.762	6311758.186	48B
644	1833105.756	6311781.345	48C
645	1833049.623	6311794.585	49A
646	1833106.206	6311804.021	49B
647	1833078.052	6311814.469	49C
648	1833049.815	6311884.240	50A
649	1833082.623	6311878.707	50B
650	1833048.593	6311876.820	50C
651	1832984.468	6311455.664	51A
652	1833031.374	6311467.617	51B
653	1833014.159	6311467.754	51C
654	1833002.024	6311498.095	52A
655	1833027.954	6311514.520	52B
656	1833010.646	6311518.393	52C
657	1833032.085	6311610.022	53A
658	1833031.348	6311588.662	53B
659	1833003.712	6311617.061	53C
660	1832993.540	6311645.995	54A
661	1832993.908	6311697.793	54B
662	1832996.565	6311690.911	54C
663	1833008.024	6311775.368	55A
664	1832996.224	6311772.163	55B
665	1833023.173	6311741.128	55C
666	1833016.065	6311816.510	56A
667	1832990.946	6311838.913	56B
668	1833019.626	6311856.452	56C
669	1832908.310	6311506.929	57A
670	1832948.704	6311513.067	57B
671	1832957.561	6311535.794	57C
672	1832934.884	6311634.574	58A
673	1832952.862	6311633.692	58B
674	1832926.690	6311583.277	58C
675	1832928.658	6311696.547	59A
676	1832935.457	6311666.838	59B
677	1832936.869	6311652.177	59C
678	1832929.916	6311725.997	60A
679	1832943.046	6311719.431	60B
680	1832948.316	6311773.356	60C
681	1832842.290	6311584.766	61A
682	1832813.215	6311622.074	61B
683	1832817.037	6311639.129	61C
684	1832848.722	6311681.000	62A
685	1832851.655	6311704.548	62B
686	1832819.786	6311691.781	62C

687	1832831.933	6311737.131	63A
688	1832877.025	6311780.976	63B
689	1832846.051	6311798.862	63C
690	1832810.420	6311824.171	64A
691	1832857.103	6311829.255	64B
692	1832818.231	6311865.988	64C
693	1832743.009	6311536.996	65A
694	1832783.829	6311564.918	65B
695	1832773.583	6311532.296	65C
696	1832786.853	6311588.379	66A
697	1832731.194	6311606.603	66B
698	1832735.261	6311627.602	66C
699	1832766.967	6311672.160	67A
700	1832746.692	6311718.570	67B
701	1832777.491	6311697.473	67C
702	1832765.321	6311739.908	68A
703	1832790.511	6311792.890	68B
704	1832736.511	6311768.513	68C
705	1832739.563	6311821.765	69A
706	1832782.809	6311828.570	69B
707	1832780.582	6311860.142	69C
708	1832708.758	6311536.001	70A
709	1832678.516	6311564.594	70B
710	1832654.507	6311553.919	70C
711	1832671.989	6311636.636	71A
712	1832685.717	6311598.321	71B
713	1832652.156	6311629.147	71C
714	1832671.457	6311706.807	72A
715	1832680.122	6311724.648	72B
716	1832693.693	6311688.131	72C
717	1832712.068	6311770.719	73A
718	1832656.052	6311743.696	73B
719	1832716.946	6311753.203	73C
720	1832678.513	6311834.216	74A
721	1832697.276	6311833.147	74B
722	1832718.065	6311832.059	74C
723	1832611.547	6311424.347	75A
724	1832639.065	6311439.654	75B
725	1832620.684	6311473.937	75C
726	1832578.889	6311514.457	76A
727	1832630.349	6311565.330	76B
728	1832596.834	6311504.716	76C
729	1832592.026	6311639.292	77A
730	1832595.902	6311600.393	77B
731	1832577.550	6311607.799	77C
732	1832586.264	6311657.654	78A
733	1832638.011	6311707.812	78B

734	1832583.262	6311701.034	78C
735	1832625.722	6311766.107	79A
736	1832588.158	6311742.356	79B
737	1832611.132	6311736.403	79C
738	1832555.010	6311389.468	80A
739	1832538.020	6311379.872	80B
740	1832503.892	6311390.045	80C
741	1832530.378	6311481.837	81A
742	1832498.464	6311456.439	81B
743	1832509.115	6311484.123	81C
744	1832525.970	6311511.987	82A
745	1832552.896	6311520.754	82B
746	1832511.651	6311535.108	82C
747	1832505.464	6311584.615	83A
748	1832556.892	6311641.244	83B
749	1832516.209	6311640.623	83C
750	1832506.370	6311679.145	84A
751	1832547.581	6311704.792	84B
752	1832554.601	6311673.847	84C
753	1832420.299	6311370.302	85A
754	1832472.040	6311376.352	85B
755	1832457.529	6311352.089	85C
756	1832441.047	6311458.479	86A
757	1832417.768	6311431.015	86B
758	1832466.335	6311438.115	86C
759	1832453.060	6311553.810	87A
760	1832420.906	6311549.362	87B
761	1832424.606	6311500.618	87C
762	1832431.704	6311604.164	88A
763	1832460.046	6311621.723	88B
764	1832433.216	6311585.666	88C
765	1832476.342	6311667.004	89A
766	1832459.183	6311659.361	89B
767	1832419.005	6311687.744	89C
768	1832377.903	6311374.746	90A
769	1832351.632	6311389.570	90B
770	1832340.680	6311377.710	90C
771	1832391.320	6311456.323	91A
772	1832393.261	6311430.423	91B
773	1832399.631	6311479.655	91C
774	1832358.631	6311536.277	92A
775	1832396.612	6311566.169	92B
776	1832396.674	6311515.848	92C
777	1832384.182	6311602.564	93A
778	1832339.782	6311639.022	93B
779	1832358.102	6311647.507	93C
780	1832310.393	6311403.756	94A

781	1832312.551	6311389.096	94B
782	1832226.127	6311396.980	94C
783	1832263.480	6311427.098	95A
784	1832258.598	6311441.438	95B
785	1832277.777	6311454.234	95C
786	1832268.208	6311498.360	96A
787	1832261.121	6311530.735	96B
788	1832322.788	6311528.735	96C
789	1832278.442	6311608.296	97A
790	1832308.644	6311612.478	97B
791	1832321.715	6311638.946	97C
792	1832239.591	6311467.759	98A
793	1832243.263	6311459.370	98B
794	1832191.252	6311452.437	98C
795	1832223.443	6311512.972	99A
796	1832190.299	6311522.834	99B
797	1832217.477	6311559.951	99C
798	1832161.693	6311462.936	100A
799	1832131.404	6311480.000	100B
800	1832154.633	6311518.214	100C

Exhibit "C"

JUAN CABRILLO ELEMENTARY SCHOOL

ID	Northing	Easting
JC-SB-01	1832735.331	6310438.307
JC-SB-02	1832679.877	6310429.347
JC-SB-03	1832647.241	6310441.030
JC-SB-04	1832800.135	6310561.198
JC-SB-05	1832802.215	6310719.794
JC-SB-06	1832703.594	6310549.266
JC-SB-07	1832698.433	6310728.464
JC-SB-08	1832696.260	6310925.186
JC-SB-09	1832646.871	6310567.899
JC-SB-10	1832645.784	6310599.140
JC-SB-11	1832643.753	6310626.771
JC-SB-12	1832642.144	6310653.358
JC-SB-13	1832641.161	6310671.830
JC-SB-14	1832605.255	6310545.394
JC-SB-15	1832582.173	6310558.948
JC-SB-16	1832596.570	6310566.755
JC-SB-17	1832602.096	6310582.378
JC-SB-18	1832593.700	6310602.148
JC-SB-19	1832576.064	6310600.528
JC-SB-20	1832589.351	6310622.184
JC-SB-21	1832576.858	6310645.510
JC-SB-22	1832598.978	6310644.153
JC-SB-23	1832588.683	6310664.200
JC-SB-24	1832596.916	6310682.902
JC-SB-25	1832572.860	6310685.050
JC-SB-26	1832605.765	6310718.481
JC-SB-27	1832579.804	6310717.409
JC-SB-28	1832509.926	6310500.574
JC-SB-29	1832503.512	6310527.101
JC-SB-30	1832517.973	6310544.356
JC-SB-31	1832499.866	6310549.798
JC-SB-32	1832500.072	6310559.413
JC-SB-33	1832523.655	6310594.181
JC-SB-34	1832522.345	6310607.034
JC-SB-35	1832499.196	6310605.844
JC-SB-36	1832510.087	6310632.207
JC-SB-37	1832519.180	6310645.228
JC-SB-38	1832498.182	6310645.915
JC-SB-39	1832517.019	6310679.739
JC-SB-40	1832500.342	6310667.359
JC-SB-41	1832495.300	6310679.355
JC-SB-42	1832505.220	6310703.861
JC-SB-43	1832513.057	6310426.077
JC-SB-44	1832512.732	6310434.837
JC-SB-45	1832501.581	6310433.411
JC-SB-46	1832472.247	6310416.844
JC-SB-47	1832459.664	6310427.682
JC-SB-48	1832453.522	6310440.738
JC-SB-49	1832442.623	6310492.692
JC-SB-50	1832441.440	6310517.783

JC-SB-51	1832439.810	6310542.512
JC-SB-52	1832438.613	6310567.504
JC-SB-53	1832437.016	6310592.506
JC-SB-54	1832417.315	6310552.116
JC-SB-55	1832360.141	6310614.665
JC-SB-56	1832378.377	6310642.954
JC-SB-57	1832395.394	6310690.774
JC-SB-58 / JC-SV-1	1832700.218	6310400.749
JC-SB-59 / JC-SV-2	1832688.217	6310410.094
JC-SB-60	1832549.639	6310828.256
JC-SB-61 / JC-SV-4	1832538.045	6310828.244
JC-SB-62 / JC-SV-5	1832407.785	6310748.830
JC-SV-3	1832548.985	6310828.229
BKRD-1	1832653.154	6310336.043
BKRD-2	1832918.634	6310445.221
BKRD-3	1832935.080	6310545.426
BKRD-4	1832987.123	6310710.802

			Elevation	
			CL Cover	Casing
MW-1-clcvr	1832757.578	6310459.641	116.92	116.63
MW-2clcvr	1832504.320	6310379.739	111.63	111.52
MW-3-clcvr	1832615.918	6310878.274	116.72	116.46
MW-4-clcvr	1832358.505	6310722.765	112.83	112.40

Exhibit "D"

MALIBU HIGH SCHOOL

ID	Northing	Easting
MH-BKRD-05	1833696.554	6311549.598
MH-BKRD-06	1833496.213	6311886.646
MH-BKRD-07	1833389.161	6312051.138
MH-BKRD-08	1833148.563	6312032.050
MH-BKRD-09	1832942.788	6311891.742
MH-BKRD-10	1832626.236	6311884.792
MH-CS-1A	1832242.658	6311345.115
MH-CS-1B	1831812.726	6311669.996
MH-CS-1C	1832160.509	6311724.552
MH-CS-1D	1832290.452	6311781.369
MH-CS-2A	1832499.703	6311767.250
MH-CS-2B	1832420.818	6311746.945
MH-CS-3A	1833432.484	6311423.333
MH-CS-3B	1833357.284	6311551.764
MH-CS-3C	1833266.433	6311383.736
MH-CS-3D	1833205.074	6311494.337
MH-CS-4A	1832080.317	6310988.865
MH-CS-4B	1832026.535	6311077.214
MH-SB-001	1833243.726	6311106.247
MH-SB-002	1833246.222	6311140.898
MH-SB-003	1833194.194	6311145.682
MH-SB-004	1833177.856	6311177.369
MH-SB-005	1832941.808	6310836.673
MH-SB-006	1832879.750	6310757.168
MH-SB-007	1832938.037	6310938.635
MH-SB-008	1833015.472	6311296.719
MH-SB-009	1833006.713	6311311.444
MH-SB-010	1832463.465	6311141.146
MH-SB-011	1832469.960	6311168.855
MH-SB-012	1832495.035	6311205.528
MH-SB-013	1832477.249	6311196.679
MH-SB-014	1832481.656	6311217.331
MH-SB-015	1832475.640	6311225.150
MH-SB-016	1832477.555	6311235.460
MH-SB-017	1832443.995	6311157.223
MH-SB-018	1832453.652	6311232.059
MH-SB-019	1832419.492	6311150.842
MH-SB-020	1832399.745	6311172.130
MH-SB-021	1832417.847	6311239.021
MH-SB-022	1832369.709	6311163.918
MH-SB-023	1832385.063	6311188.466
MH-SB-024	1832333.503	6311171.577
MH-SB-025	1832334.603	6311174.461
MH-SB-026	1832407.107	6311332.102
MH-SB-027A	1832370.326	6310790.626
MH-SB-027B	1832355.479	6310794.237
MH-SB-028A	1832345.949	6310788.140
MH-SB-028B	1832342.885	6310779.787
MH-SB-029	1832347.494	6310800.719
MH-SB-030	1832331.970	6310791.466
MH-SB-031	1832315.695	6310754.545

MH-SB-032	1832288.654	6310761.813
MH-SB-033	1832271.007	6310744.870
MH-SB-034	1832250.209	6310743.267
MH-SB-035	1832217.326	6310774.632
MH-SB-036	1832179.379	6310826.356
MH-SB-037	1832183.535	6310866.756
MH-SB-038	1832176.333	6310876.951
MH-SB-039	1832163.713	6310864.468
MH-SB-040	1832192.829	6310929.032
MH-SB-041	1832163.040	6310939.668
MH-SB-042	1832153.092	6310905.480
MH-SB-043	1832148.910	6310931.207
MH-SB-044	1832113.640	6310925.083
MH-SB-045	1832101.992	6310944.023
MH-SB-046	1832126.518	6310997.544
MH-SB-047	1832118.308	6311012.170
MH-SB-048	1832108.416	6311027.954
MH-SB-049	1832061.658	6311105.144
MH-SB-050	1832239.700	6311074.018
MH-SB-051	1832250.279	6311118.694
MH-SB-052	1832220.738	6311125.554
MH-SB-053	1832236.666	6311164.231
MH-SB-054	1832269.433	6311195.922
MH-SB-055	1832240.581	6311318.073
MH-SB-056	1832205.461	6311046.592
MH-SB-057	1832169.641	6311045.346
MH-SB-058	1832153.526	6311146.339
MH-SB-059	1832141.995	6311192.014
MH-SB-060	1832096.605	6311164.053
MH-SB-061	1832055.902	6311214.261
MH-SB-062	1832016.487	6311236.441
MH-SB-063	1832024.658	6311262.262
MH-SB-064	1832024.428	6311276.625
MH-SB-065	1832034.410	6311295.003
MH-SB-066	1832094.543	6311313.898
MH-SB-067	1832073.551	6311320.235
MH-SB-068	1832044.945	6311460.976
MH-SB-069	1832613.561	6311093.720
MH-SB-070	1832551.770	6311035.227
MH-SB-071	1832531.179	6311040.278
MH-SB-072	1832521.688	6311029.174
MH-SB-073	1832494.406	6311004.768
MH-SB-074	1832502.136	6311026.974
MH-SB-075	1832509.200	6311047.130
MH-SB-076	1832552.321	6311117.618
MH-SB-077	1832515.360	6311127.212
MH-SB-078	1832530.989	6311140.951
MH-SB-079	1832491.600	6311133.114
MH-SB-080	1832423.516	6310973.352
MH-SB-081	1832425.211	6311023.715
MH-SB-082	1832432.170	6311050.750
MH-SB-083	1832417.727	6311045.586

MH-SB-084	1832343.614	6310910.972
MH-SB-085	1832346.372	6310924.157
MH-SB-086	1832331.918	6310931.278
MH-SB-087	1832358.302	6310983.155
MH-SB-088	1832321.488	6310963.330
MH-SB-089	1832330.344	6310995.920
MH-SB-090	1832338.557	6311018.384
MH-SB-091	1832337.789	6311038.899
MH-SB-092	1832314.327	6310943.070
MH-SB-093	1832303.802	6310936.348
MH-SB-094	1832282.857	6310928.152
MH-SB-095 / MH-SV-1	1832889.037	6310842.618
MH-SB-096 / MH-SV-2	1832865.889	6310874.678
MH-SB-097 / MH-SV-3	1832835.442	6310858.630
MH-SB-098 / MH-SV-4	1832831.396	6310921.731
MH-SB-099 / MH-SV-7	1832898.981	6310964.454
MH-SB-100 / MH-SV-8	1832611.580	6311258.624
MH-SB-101 / MH-SV-9	1832593.477	6311249.481
MH-SB-102 / MH-SV-10	1832558.897	6311276.978
MH-SB-103 / MH-SV-11	1832562.067	6311288.876
MH-SB-104 / MH-SV-12	1832358.646	6311022.740
MH-SB-105 / MH-SV-13	1832228.892	6310747.307
MH-SB-106 / MH-SV-14	1832222.032	6310766.221
MH-SV-15	1832166.869	6310894.929
MH-SB-107	1832167.000	6310896.027
MH-SV-16	1832166.601	6310933.605
MH-SB-108	1832165.066	6310936.521
MH-SB-109 / MH-SV-17	1832148.214	6310894.624
MH-SB-110 / MH-SV-18	1831931.883	6311335.871
MH-SB-111 / MH-SV-19	1831959.692	6311358.169
MH-SB-112 / MH-SV-20	1831934.594	6311364.666
MH-SB-113 / MH-SV-21	1832440.555	6310964.169
MH-SV-5	1832803.140	6310825.629
MH-SV-6	1832767.978	6310874.260

			Elevation	
			CL Cover	Casing
MW-5-clcvr	1832443.272	6311000.626	110.56	110.16
MW-6-clcvr	1832199.275	6310948.002	102.76	102.56
MW-7-clcvr	1832076.346	6310907.319	99.58	99.00
MW-8-clcvr	1832677.390	6311368.913	134.40	134.16
MW-9-clcvr	1832486.972	6311196.245	112.13	111.80
MW-10-clcvr	1831976.686	6311391.572	92.94	92.39
MW-11-clcvr	1831878.436	6311320.776	85.92	85.56

Exhibit "E"

CORNUCOPIA AREA

Point Number	Northing	Easting	Description
4217	1833188.540	6311225.819	PLNTR 1 POINT
4216	1833185.277	6311224.753	PLNTR 1 POINT
4215	1833179.950	6311222.454	PLNTR 1 POINT
4214	1833178.512	6311220.897	PLNTR 1 POINT
4213	1833176.204	6311217.939	PLNTR 1 POINT
4212	1833171.951	6311216.301	PLNTR 1 POINT
4211	1833173.973	6311211.018	PLNTR 1 POINT
4210	1833177.429	6311212.784	PLNTR 1 POINT
4209	1833180.557	6311215.903	PLNTR 1 POINT
4208	1833184.948	6311217.316	PLNTR 1 POINT
4207	1833187.698	6311220.807	PLNTR 1 POINT
4206	1833190.114	6311217.859	PLNTR 1 POINT
4205	1833185.549	6311212.593	PLNTR 2 POINT
4204	1833183.982	6311212.415	PLNTR 2 POINT
4203	1833182.513	6311210.795	PLNTR 2 POINT
4202	1833180.924	6311209.698	PLNTR 2 POINT
4201	1833178.645	6311209.026	PLNTR 2 POINT
4200	1833176.459	6311208.066	PLNTR 2 POINT
4199	1833177.526	6311204.588	PLNTR 2 POINT
4198	1833179.456	6311206.363	PLNTR 2 POINT
4197	1833181.855	6311207.930	PLNTR 2 POINT
4196	1833184.197	6311209.381	PLNTR 2 POINT
4195	1833186.082	6311209.830	PLNTR 2 POINT
4194	1833187.859	6311211.377	PLNTR 2 POINT
4060	1833174.740	6311178.847	PLNTR3 POINT
4059	1833175.549	6311177.935	PLNTR3 POINT
4058	1833177.291	6311176.300	PLNTR3 POINT
4057	1833179.720	6311173.925	PLNTR3 POINT
4056	1833179.826	6311171.874	PLNTR3 POINT
4055	1833180.430	6311170.381	PLNTR3 POINT
4054	1833183.356	6311172.397	PLNTR3 POINT
4053	1833181.707	6311173.048	PLNTR3 POINT
4052	1833181.373	6311175.548	PLNTR3 POINT
4051	1833179.250	6311176.915	PLNTR3 POINT
4050	1833179.509	6311179.039	PLNTR3 POINT
4049	1833178.291	6311181.176	PLNTR3 POINT
4072	1833183.048	6311166.578	PLNTR 4 POINT
4071	1833183.515	6311164.892	PLNTR 4 POINT
4070	1833185.520	6311163.545	PLNTR 4 POINT
4069	1833185.477	6311161.953	PLNTR 4 POINT
4068	1833186.422	6311159.291	PLNTR 4 POINT
4067	1833188.400	6311157.978	PLNTR 4 POINT

4066	1833190.463	6311159.808	PLNTR 4 POINT
4065	1833188.435	6311160.921	PLNTR 4 POINT
4064	1833188.097	6311163.144	PLNTR 4 POINT
4063	1833186.785	6311163.901	PLNTR 4 POINT
4062	1833186.282	6311166.252	PLNTR 4 POINT
4061	1833185.516	6311168.595	PLNTR 4 POINT
4084	1833191.107	6311153.340	PLNTR 5 POINT
4083	1833191.641	6311150.784	PLNTR 5 POINT
4082	1833192.729	6311148.111	PLNTR 5 POINT
4081	1833194.880	6311144.680	PLNTR 5 POINT
4080	1833196.543	6311142.707	PLNTR 5 POINT
4079	1833198.118	6311138.616	PLNTR 5 POINT
4078	1833201.000	6311141.429	PLNTR 5 POINT
4077	1833198.929	6311143.464	PLNTR 5 POINT
4076	1833197.367	6311145.887	PLNTR 5 POINT
4075	1833196.386	6311150.010	PLNTR 5 POINT
4074	1833194.502	6311150.413	PLNTR 5 POINT
4073	1833193.213	6311153.511	PLNTR 5 POINT
4096	1833171.638	6311177.159	PLNTR 6 POINT
4095	1833171.327	6311175.609	PLNTR 6 POINT
4094	1833169.341	6311175.544	PLNTR 6 POINT
4093	1833167.282	6311174.423	PLNTR 6 POINT
4092	1833166.580	6311172.540	PLNTR 6 POINT
4091	1833165.279	6311173.021	PLNTR 6 POINT
4090	1833165.609	6311169.726	PLNTR 6 POINT
4089	1833167.488	6311171.568	PLNTR 6 POINT
4088	1833169.418	6311171.473	PLNTR 6 POINT
4087	1833170.471	6311173.494	PLNTR 6 POINT
4086	1833172.056	6311172.959	PLNTR 6 POINT
4085	1833172.882	6311174.474	PLNTR 6 POINT
4108	1833175.368	6311169.565	PLNTR 7 POINT
4107	1833173.608	6311170.022	PLNTR 7 POINT
4106	1833173.043	6311168.486	PLNTR 7 POINT
4105	1833170.997	6311168.044	PLNTR 7 POINT
4104	1833169.861	6311166.463	PLNTR 7 POINT
4103	1833168.250	6311165.905	PLNTR 7 POINT
4102	1833170.693	6311163.696	PLNTR 7 POINT
4101	1833171.527	6311165.113	PLNTR 7 POINT
4100	1833173.230	6311164.968	PLNTR 7 POINT
4099	1833174.373	6311166.318	PLNTR 7 POINT
4098	1833176.808	6311167.115	PLNTR 7 POINT
4097	1833177.079	6311168.648	PLNTR 7 POINT
4121	1833178.887	6311164.841	PLNTR 8 POINT

4120	1833177.322	6311163.045	PLNTR 8 POINT
4119	1833176.452	6311161.639	PLNTR 8 POINT
4118	1833174.963	6311161.028	PLNTR 8 POINT
4117	1833173.897	6311160.523	PLNTR 8 POINT
4114	1833173.920	6311157.304	PLNTR 8 POINT
4113	1833175.349	6311157.738	PLNTR 8 POINT
4112	1833176.549	6311158.967	PLNTR 8 POINT
4111	1833177.735	6311160.406	PLNTR 8 POINT
4110	1833179.593	6311160.123	PLNTR 8 POINT
4109	1833180.475	6311161.545	PLNTR 8 POINT
4132	1833182.261	6311157.774	PLNTR 9 POINT
4131	1833179.951	6311155.820	PLNTR 9 POINT
4130	1833178.473	6311155.606	PLNTR 9 POINT
4129	1833177.007	6311155.079	PLNTR 9 POINT
4128	1833175.385	6311153.323	PLNTR 9 POINT
4127	1833173.452	6311152.787	PLNTR 9 POINT
4126	1833174.515	6311149.485	PLNTR 9 POINT
4125	1833176.623	6311151.563	PLNTR 9 POINT
4124	1833178.438	6311152.729	PLNTR 9 POINT
4123	1833180.305	6311152.312	PLNTR 9 POINT
4122	1833181.765	6311154.523	PLNTR 9 POINT
4116	1833183.377	6311154.540	PLNTR 9 POINT
4171	1833185.882	6311151.653	PLNTR 10 POINT
4170	1833183.724	6311149.595	PLNTR 10 POINT
4169	1833182.018	6311149.216	PLNTR 10 POINT
4168	1833180.598	6311147.759	PLNTR 10 POINT
4167	1833178.640	6311147.429	PLNTR 10 POINT
4166	1833176.730	6311145.719	PLNTR 10 POINT
4165	1833178.350	6311144.289	PLNTR 10 POINT
4164	1833180.117	6311145.752	PLNTR 10 POINT
4163	1833182.431	6311145.658	PLNTR 10 POINT
4162	1833183.777	6311147.198	PLNTR 10 POINT
4161	1833185.792	6311148.214	PLNTR 10 POINT
4160	1833186.984	6311150.075	PLNTR 10 POINT
4144	1833189.768	6311144.752	PLNTR 11 POINT
4143	1833187.832	6311144.541	PLNTR 11 POINT
4142	1833185.921	6311143.994	PLNTR 11 POINT
4141	1833184.596	6311141.609	PLNTR 11 POINT
4140	1833182.246	6311141.791	PLNTR 11 POINT
4139	1833180.533	6311140.767	PLNTR 11 POINT
4138	1833181.826	6311138.207	PLNTR 11 POINT
4137	1833184.000	6311138.246	PLNTR 11 POINT
4136	1833184.981	6311140.542	PLNTR 11 POINT
4135	1833187.586	6311140.586	PLNTR 11 POINT

4134	1833188.577	6311142.065	PLNTR 11 POINT
4133	1833190.549	6311143.143	PLNTR 11 POINT
4155	1833192.752	6311140.348	PLNTR 12 POINT
4154	1833191.200	6311138.132	PLNTR 12 POINT
4153	1833188.826	6311137.079	PLNTR 12 POINT
4152	1833186.039	6311135.772	PLNTR 12 POINT
4151	1833184.116	6311134.247	PLNTR 12 POINT
4150	1833185.463	6311132.483	PLNTR 12 POINT
4149	1833187.301	6311132.414	PLNTR 12 POINT
4148	1833189.387	6311133.365	PLNTR 12 POINT
4147	1833190.291	6311135.786	PLNTR 12 POINT
4146	1833192.411	6311135.931	PLNTR 12 POINT
4145	1833194.707	6311136.727	PLNTR 12 POINT
1221	1833290.373	6311086.414	C-8A
1222	1833284.868	6311074.663	C-8B
1223	1833280.647	6311089.588	C-8C
1224	1833271.958	6311116.616	C-9A
1225	1833268.988	6311102.316	C-9B
1226	1833264.857	6311115.470	C-9C
1227	1833271.926	6311128.581	C-10A
1228	1833253.280	6311128.603	C-10B
1229	1833245.379	6311134.405	C-10C
1230	1833246.703	6311161.692	C-11A
1231	1833241.289	6311153.188	C-11B
1232	1833232.818	6311162.769	C-11C
1233	1833239.936	6311174.739	C-12A
1234	1833237.598	6311183.293	C-12B
1235	1833223.885	6311182.015	C-12C
1236	1833217.628	6311196.977	C-13A
1237	1833210.224	6311202.711	C-13B
1238	1833204.906	6311208.628	C-13C
1239	1833207.757	6311227.971	C-14A
1240	1833199.465	6311217.529	C-14B
1241	1833201.759	6311237.805	C-14C
1242	1833270.936	6311084.502	C-15A
1243	1833263.336	6311058.233	C-15B
1244	1833256.588	6311070.819	C-15C
1245	1833261.392	6311097.969	C-16A
1246	1833254.189	6311089.522	C-16B
1247	1833248.392	6311103.164	C-16C
1248	1833242.810	6311109.517	C-17A
1249	1833239.136	6311125.715	C-17B
1250	1833232.309	6311117.732	C-17C
1251	1833227.282	6311136.850	C-18A
1252	1833218.164	6311133.199	C-18B

1253	1833211.871	6311146.271	C-18C
1254	1833220.784	6311162.485	C-19A
1255	1833210.366	6311177.966	C-19B
1256	1833202.872	6311161.479	C-19C
1257	1833200.447	6311189.931	C-20A
1258	1833194.557	6311200.865	C-20B
1259	1833191.634	6311185.585	C-20C
1260	1833192.456	6311206.063	C-21A
1261	1833182.798	6311202.591	C-21B
1262	1833171.067	6311208.510	C-21C
1263	1833248.482	6311053.433	C-22A
1264	1833236.640	6311051.193	C-22B
1265	1833234.228	6311062.829	C-22C
1266	1833237.788	6311090.495	C-23A
1267	1833228.169	6311084.172	C-23B
1268	1833220.095	6311084.114	C-23C
1269	1833223.570	6311098.099	C-24A
1270	1833218.367	6311112.290	C-24B
1271	1833208.619	6311103.979	C-24C
1272	1833216.436	6311124.715	C-25A
1273	1833212.033	6311132.505	C-25B
1274	1833199.014	6311117.219	C-25C
1275	1833171.161	6311187.528	C-26A
1276	1833161.576	6311204.374	C-26B
1277	1833160.761	6311184.543	C-26C
1278	1833227.434	6311052.749	C-27A
1279	1833225.621	6311039.991	C-27B
1280	1833214.321	6311049.753	C-27C
1281	1833202.855	6311063.733	C-28A
1282	1833213.981	6311074.533	C-28B
1283	1833203.172	6311074.942	C-28C
1284	1833199.611	6311096.352	C-29A
1285	1833191.944	6311078.286	C-29B
1286	1833189.508	6311085.085	C-29C
1287	1833213.578	6311027.324	C-30A
1288	1833204.417	6311045.684	C-30B
1289	1833203.414	6311027.419	C-30C
1290	1833199.763	6311051.352	C-31A
1291	1833193.613	6311059.899	C-31B
1292	1833185.101	6311047.303	C-31C