RICK
ENGINEERING COMPANY
Traffic Division

March 27, 2020

Mr. Jason Runyan
HELIX Environmental Planning, Inc.
7578 El Cajon Boulevard
La Mesa, California 91942

SUBJECT: FINAL SYCUAN/SLOANE TRAIL PROJECT TRAFFIC IMPACT STUDY DATED MARCH 6, 2020 (RICK JOB COMPANY NUMBER 18474-B)

Dear Mr. Runyan:

Rick Engineering Company (RICK) has made the following revisions to the Final Sycuan/Sloane Trail Project Traffic Impact Study dated August 21, 2019:

- The description of Segment 6 of the trail project was revised to be described as either Segment 6A (trail alignment along south side of Dehesa Road) or Segment 6B (trail alignment along north side of Dehesa Road).

The revisions described above do not change the findings and recommendations in the Final Sycuan/Sloane Trail Project Traffic Impact Study.

In addition, there were project design changes to Segments 2 through 5 that have occurred since the Traffic Impact Study was prepared, which would generate options for each segment on and along Sloane Canyon Road. These options would not change the findings in the Final Sycuan/Sloane Trail Project Traffic Impact Study. Please see the analysis in the Mitigated Negative Declaration for those segments.

If you have any questions regarding our responses to comments, please contact me directly at (619) 291-0707.

Sincerely,
RICK ENGINEERING COMPANY

Mark Jugar, PE, TE, PTOE

K:\Files\18474\text\18474.002.docx

FINAL REPORT:
SYCUAN/SLOANE TRAIL PROJECT
TRAFFIC IMPACT STUDY
MARCH 6, 2020
JOB NUMBER: 18474-B

RICK ENGINEERING COMPANY

RICK
ENGINEERING COMPANY
rickengineering.com

Final Report:

Sycuan/Sloane Canyon Trail Project

Traffic Impact Study

March 6, 2020

Prepared for:

County of San Diego
Department of Parks and Recreation
Resource Management Division
5500 Overland Avenue, Suite 410 (MS029)
San Diego, CA 92123



Prepared by:

RICK
ENGINEERING COMPANY

Job Number 18474-B

RICK ENGINEERING COMPANY

EXECUTIVE SUMMARY

Final Report:
Sycuan/Sloane Canyon Trail Project
Traffic Impact Study
March 6, 2020

INTRODUCTION

The following study has been prepared to evaluate any transportation impacts associated with the proposed new trail alignment along Dehesa Road and Sloane Canyon Road in the unincorporated community of Crest-Dehesa in San Diego County. The trail would provide increased opportunities for walking and bicycling, as well as provide pedestrian and bicyclist connectivity to Dehesa Elementary School.

PROJECT DESCRIPTION

The project provides a critical link between two regional trails, the Sweetwater River Loop Trail and the California Riding and Hiking Trail. The Sycuan/Sloane Canyon Trail will increase and improve connectivity and mobility of non-motorized users within the community and throughout the region. The proposed trail alignment would include pathways in public (County of San Diego) right-of-way and trails through Bureau of Indian Affairs Lands (Sycuan Band of the Kumeyaay Nation & Kumeyaay Diegueno Land Conservancy). The project has six segments totaling 5.1 miles that would add a combination of trail and pathway along and next to Dehesa Road and Sloane Canyon Road.

ANALYSIS SUMMARY

The results of the Existing Conditions intersection analysis showed that the study intersections currently operate at an acceptable LOS during the peak hours except for the intersection of Dehesa Road / Singing Hills Golf Resort Main Driveway, which currently operates at LOS E during the weekday PM peak hour based on the worst movement delay (northbound left turn).

The Existing Conditions roadway segment analysis results showed that the following roadway segments are currently operating at a deficient level of service (LOS E or F) under existing weekday and/or weekend conditions:

- Dehesa Road, from Willow Glen Drive to Singing Hills Golf Resort West Entrance
- Dehesa Road, from Singing Hills Golf Resort West Entrance to Singing Hills Golf Resort Main Driveway

- Dehesa Road, from Singing Hills Golf Resort Main Driveway to Fairway Villas Main Driveway
- Dehesa Road, from Fairway Villas Main Driveway to Matamo Place
- Dehesa Road, from Matamo Place to Sycuan Summit Drive
- Dehesa Road, east of Sloane Canyon Road

Although the proposed trail project is not expected to generate new automobile trips, an increase in pedestrian and bicycle conflicts with automobile traffic is expected to occur at the study intersections. Because the proposed trail alignment is not expected to result in an increase in daily automobile traffic, a roadway segment analysis was not performed for the Existing Plus Project scenario.

The results of the Existing Plus Project Conditions intersection analysis showed that the increase in pedestrian and bicycle activity along the study corridor would result in slight increases in delay at the study intersections. The Dehesa Road / Singing Hills Golf Resort Main Driveway would continue operating at LOS E during the weekday PM peak hour, but the forecast increase in delay is expected to be less than significant.

RICK ENGINEERING COMPANY

TABLE OF CONTENTS

INTRODUCTION 1

PROJECT DESCRIPTION 1
STUDY AREA 5

ANALYSIS APPROACH AND METHODOLOGY 7

ANALYSIS SCENARIOS 7
ANALYSIS METHODOLOGY 7
SIGNIFICANCE CRITERIA 10

EXISTING CONDITIONS 11

ROADWAY NETWORK 11
TRAFFIC VOLUMES 13
EXISTING TRANSIT CONDITIONS 13
EXISTING BICYCLE AND PEDESTRIAN CONDITIONS 13
INTERSECTION ANALYSIS 15
ROADWAY SEGMENT ANALYSIS 16

PROJECT IMPACT ANALYSIS 18

PROJECT PEDESTRIAN AND BICYCLE TRIPS 18
EXISTING PLUS PROJECT CONDITIONS 19
Intersection Analysis 19

SUMMARY OF IMPACTS 21

TRAFFIC OPERATIONAL IMPACTS 21
HAZARDS DUE TO AN EXISTING DESIGN FEATURE 21
HAZARDS TO PEDESTRIANS OR BICYCLISTS 21
PARKING CAPACITY IMPACTS 21
ALTERNATIVE TRANSPORTATION CONFLICTS 21

CONCLUSIONS 22

RESPONSE TO CEQA GUIDELINES QUESTIONS 23

LIST OF EXHIBITS

Exhibit 1: Regional Project Location 2
Exhibit 2: Proposed Trail Alignment 4
Exhibit 3: Project Study Area 6
Exhibit 4: Existing Transportation Conditions 12
Exhibit 5: Existing Traffic Volumes 14

LIST OF TABLES

Table 1 LOS Criteria for Intersections 8
Table 2 LOS Criteria for Roadway Segments 9
Table 3 County of San Diego Project Traffic Significance Criteria 10
Table 4 Existing Peak Hour Intersection LOS Summary 15
Table 5 Existing Roadway Segment LOS Summary 17
Table 6 Existing Plus Project Peak Hour Intersection LOS Summary 20

APPENDICES

Appendix A Traffic, Bicycle and Pedestrian Count Data
Appendix B Existing Conditions Intersection LOS Worksheets
Appendix C Existing Plus Project Conditions Intersection LOS Worksheets

INTRODUCTION

The following study has been prepared to evaluate any transportation impacts associated with the proposed new trail alignment along Dehesa Road and Sloane Canyon Road in the unincorporated community of Crest-Dehesa in San Diego County. The trail would provide increased opportunities for walking and bicycling, as well as provide pedestrian and bicyclist connectivity to Dehesa Elementary School. **Exhibit 1** shows the regional project location.

Project Description

The project provides a critical link between two regional trails, the Sweetwater River Loop Trail and the California Riding and Hiking Trail. The Sycuan/Sloane Canyon Trail will increase and improve connectivity and mobility of non-motorized users within the community and throughout the region. The proposed trail alignment would include pathways in public (County of San Diego) right-of-way and trails through Bureau of Indian Affairs Lands (Sycuan Band of the Kumeyaay Nation & Kumeyaay Diegueno Land Conservancy). The project has six segments totaling 5.1 miles that would add a combination of trail and pathway along and next to Dehesa Road and Sloane Canyon Road.

Below is a description of each of the six trail segments:

- **Segment 1:** Segment 1 parallels the southern edge of Dehesa Road and extends from the eastern end of private development associated with the Singing Hills Golf Resort to Sloane Canyon Road at the first bridge crossing approximately 650 feet south of Dehesa Road. The proposed trail alignment is outside the public right-of-way within Sycuan Indian Reservation land. Segment 1 is approximately 6,300 feet in length.

- **Segment 2:** Segment 2 parallels Sloane Canyon Road and extends from the southern end of Segment 1 (650 feet south of Dehesa Road) to the northern end of Segment 4 and eastern end of Segment 3. The proposed trail alignment is outside the public right-of-way within Sycuan Indian Reservation land. Segment 2 is approximately 4,100 feet in length.

- **Segment 3:** Segment 3 extends westward from Sloane Canyon Road through Sycuan Indian Reservation and Kumeyaay Diegueno Land Conservancy lands, connecting to existing National Wildlife Refuge (NWR) trails. Segment 3 is approximately 3,000 feet in length.

- **Segment 4:** Segment 4 parallels Sloane Canyon Road and extends from the southern end of Segment 2 (and eastern end of Segment 3) to Model A Ford Lane. The proposed trail alignment is outside the public right-of-way within Sycuan Indian Reservation and Kumeyaay Diegueno Land Conservancy lands. Segment 4 is approximately 3,100 feet in length.

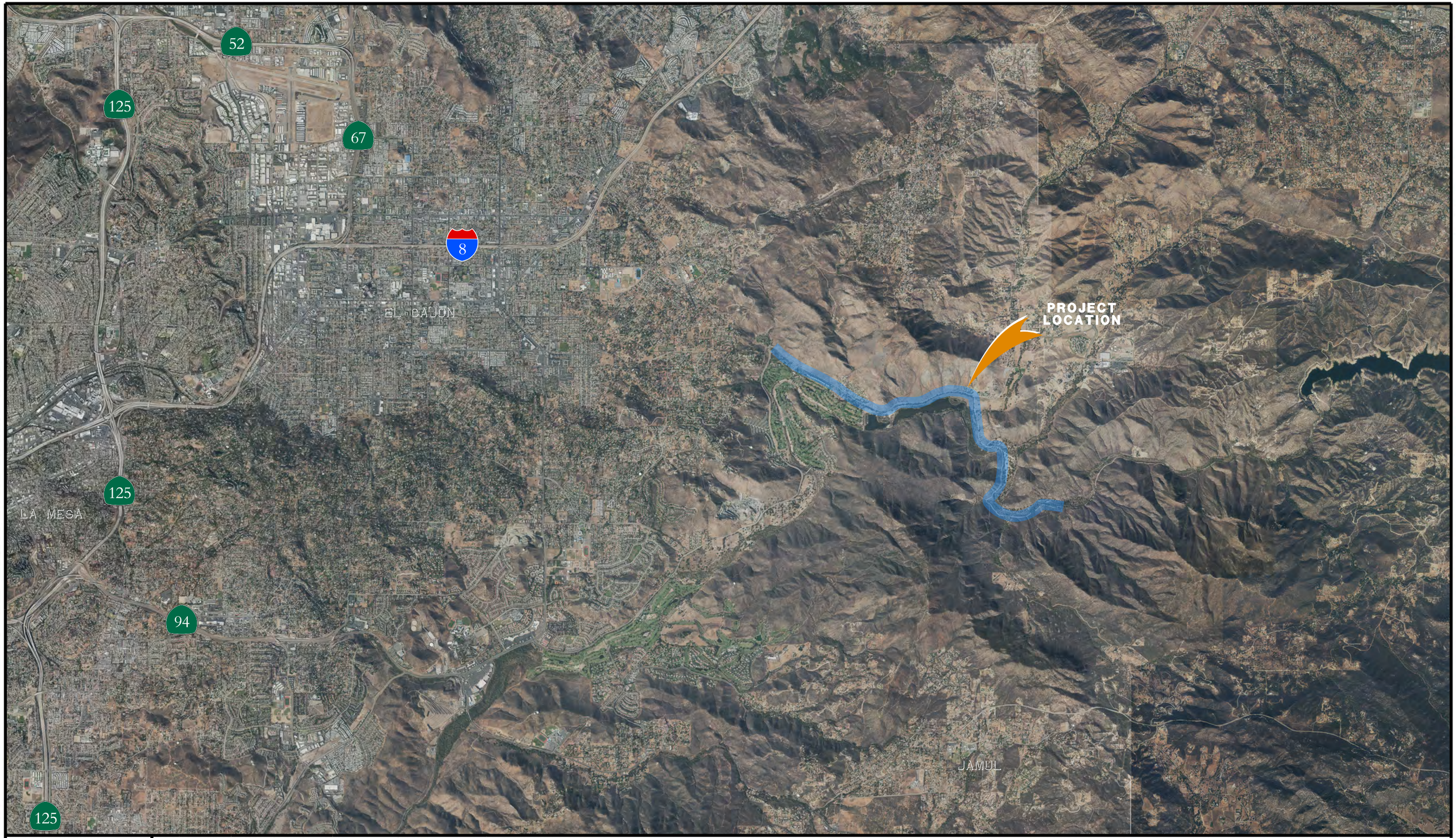

RICK ENGINEERING COMPANY

EXHIBIT 1

REGIONAL PROJECT LOCATION

SYCUAN/SLOAN TRAIL PROJECT

U:\18474B_Sycuan Sloan Canyon Trail\Traffic\Graphics\18474B_Exhibit_01_RegionalProjectLocation.dgn
U:\18474B_Sycuan Sloan Canyon Trail\Traffic\Graphics\SD CorpStds 2005.dscript

© 2019 Rick Engineering Company
01-MAY-2019 15:40

- **Segment 5:** Segment 5 parallels Sloane Canyon Road and extends from the southern end of Segment 4 (Model A Ford Lane) to Beaver Hollow Road and the connection to the California Riding and Hiking Trail. The proposed trail alignment is outside the public right-of-way within Sycuan Indian Reservation and Kumeyaay Diegueno Land Conservancy lands. Segment 5 is approximately 4,200 feet in length.

- **Segment 6 (6A or 6B):** Segment 6 (6A or 6B) parallels Dehesa Road and extends from Willow Glen Drive to the eastern end of private development associated with the Singing Hills Golf Resort and the western end of Segment 1. If constructed along the southern side of Dehesa Road, the Segment 6A trail alignment would be within the public right-of-way and would cross several access driveways for the Singing Hills Golf Resort and other private residential properties. If constructed along the northern side of Dehesa Road, the entire Segment 6B trail alignment would be within the public right-of-way and adjacent to the National Wildlife Refuge (NWR) land along the western two-thirds of the segment, and adjacent to private development along the eastern third of the segment. Segments 6A or 6B are both approximately 6,000 feet in length.

Exhibit 2 shows an overview of the proposed trail alignment of the six trail segments described above.

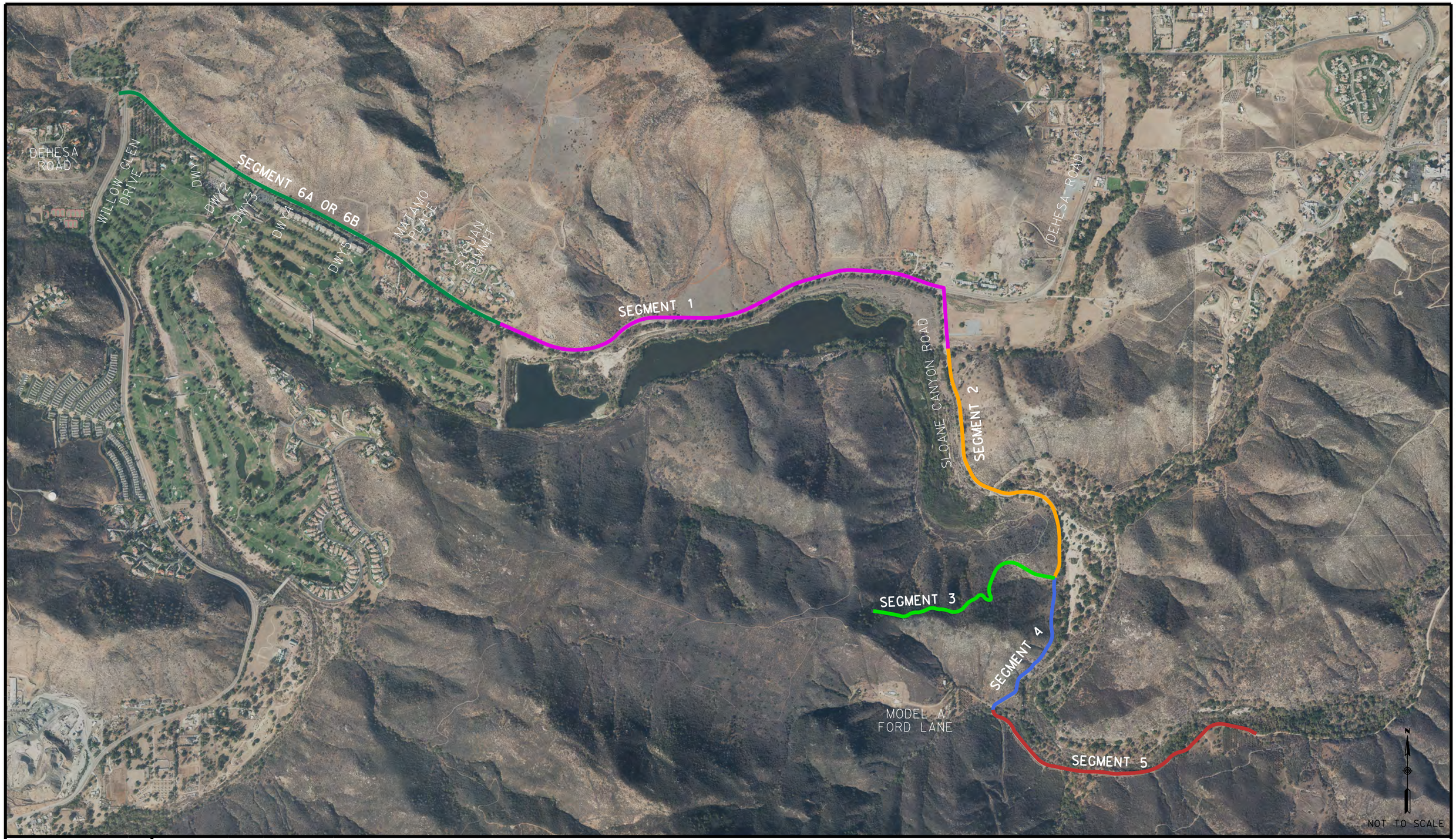

RICK ENGINEERING COMPANY

EXHIBIT 2

PROPOSED TRAIL ALIGNMENT

SYCUAN/SLOAN TRAIL PROJECT

\\cp.rickeng.com\projects\C_SD_U\18474B_Sycuan Sloan Canyon Trail\Traffic\Graphics\18474B_Exhibit_02_ProposedTrail.dgn
\\cp.rickeng.com\projects\C_SD_U\18474B_Sycuan Sloan Canyon Trail\Traffic\Graphics\SD CorpStds 2005.dscript

© 2020 Rick Engineering Company
06-MAR-2020 12:33

Study Area

The study area is focused on the following intersections and roadway segments:

Intersections

1) Dehesa Road / Willow Glen Drive
2) Dehesa Road / Singing Hills Golf Resort West Entrance
3) Dehesa Road / Singing Hills Golf Resort Main Driveway
4) Dehesa Road / Singing Hills Golf Resort Staff Entrance
5) Dehesa Road / Fairway Villas Exit Driveway
6) Dehesa Road / Fairway Villas Main Driveway
7) Dehesa Road / Matamo Place
8) Dehesa Road / Sycuan Summit Drive
9) Dehesa Road / Sloane Canyon Road

Roadway Segments

1) Willow Glen Drive, south of Dehesa Road
2) Dehesa Road, west of Willow Glen Drive
3) Dehesa Road, from Willow Glen Drive to Singing Hills Golf Resort West Entrance
4) Dehesa Road, from Singing Hills Golf Resort West Entrance to Singing Hills Golf Resort Main Driveway
5) Dehesa Road, from Singing Hills Golf Resort Main Driveway to Fairway Villas Main Driveway
6) Dehesa Road, from Fairway Villas Main Driveway to Matamo Place
7) Dehesa Road, from Matamo Place to Sycuan Summit Drive
8) Dehesa Road, from Sycuan Summit Drive to Sloane Canyon Road
9) Dehesa Road, east of Sloane Canyon Road
10) Sloane Canyon Road, south of Dehesa Road

Exhibit 3 illustrates the project study area and locations of above-listed study intersections and roadway segments.

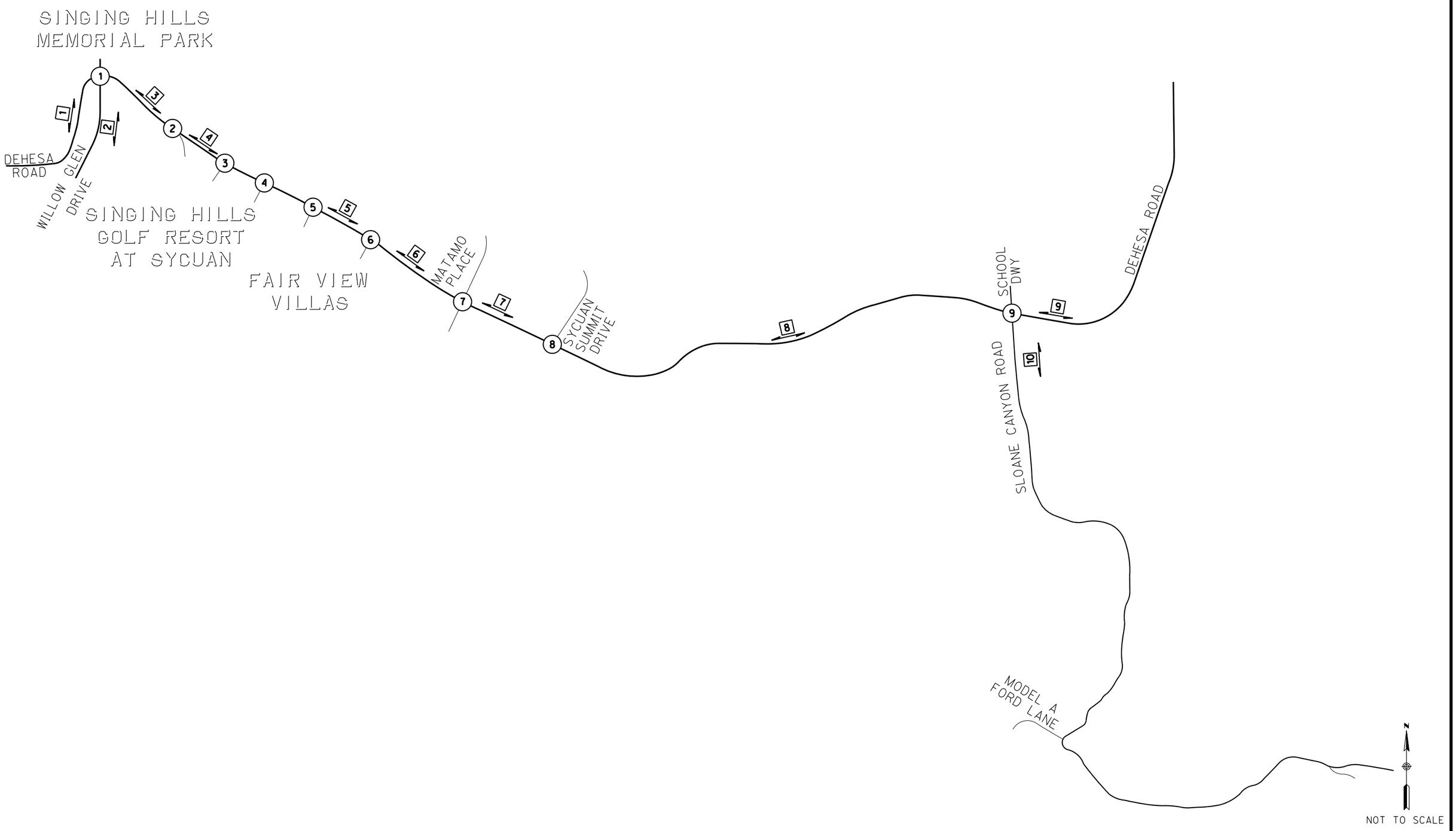

EXHIBIT 3

PROJECT STUDY AREA

SYCUAN/SLOAN TRAIL PROJECT

RICK ENGINEERING COMPANY

LEGEND

X =STUDY ROAD SEGMENT

X =STUDY INTERSECTION

U:\18474B_Sycuan Sloan Canyon Trail\Traffic\Graphics\18474B_Exhibit_03_ProjectStudyArea.dgn
U:\18474B_Sycuan Sloan Canyon Trail\Traffic\Graphics\SD CorpStds 2005.dscript

©2019 Rick Engineering Company
01-MAY-2019 15:41

ANALYSIS APPROACH AND METHODOLOGY

This section summarizes the analysis approach and methodology used to evaluate the study intersections associated with the proposed project.

Analysis Scenarios

The following scenarios are evaluated in this traffic study:

- Existing Conditions: This scenario reflects the conditions on the ground today with traffic volume data obtained in February 2019.
- Existing Plus Project Conditions: This scenario reflects conditions with the proposed trail alignment based on the existing traffic volumes.

County of San Diego staff provided a list of cumulative projects within a 3-mile radius of the study area. However, the application dates of all development projects on the list that would generate trips are greater than 5 years ago, with some dates going back to over 30 years ago. There were only 3 projects on the list with application dates within the last 3 years; one project was a time extension for a tentative parcel map, and the other two projects were boundary adjustments for single residential lots. It is our conclusion that there are currently no active development projects that would generate traffic through the study area along Dehesa Road; therefore, a Cumulative Conditions analysis scenario was not included in this traffic impact study. In addition, a detailed cumulative analysis is not required because the proposed trail project is not expected to generate new vehicular trips in the study area.

Analysis Methodology

Levels of service (LOS) were determined at the study intersections for the weekday AM and PM peak hours and the Saturday midday peak hour. The weekday AM intersection analysis evaluates LOS during the hour with the highest vehicular traffic between 7:00 AM and 9:00 AM. The weekday PM intersection analysis evaluates LOS during the hour with the highest vehicular traffic between 4:00 PM and 6:00 PM. The Saturday midday intersection analysis evaluates LOS during the hour with the highest vehicular traffic between 12:00 PM and 2:00 PM.

Intersection operations were analyzed with Synchro 9.1 software (Trafficware). Synchro 9.1 uses the methodologies outlined in the *2010 Highway Capacity Manual (HCM)*. Synchro reports delays, which correspond to a particular LOS, to describe the overall operation of an intersection. The criteria for the LOS grade designations are provided in **Table 1**. LOS provides a quick overview of how well an intersection is performing. The County of San Diego considers LOS D or better to be acceptable operations for signalized and unsignalized intersections.

Table 1
LOS Criteria for Intersections

LOS	Control Delay (sec/veh)		Description
	Signalized Intersections	Unsignalized Intersections	
A	≤10	≤10	Operations with very low delay and most vehicles do not stop.
B	>10 and ≤20	>10 and ≤15	Operations with good progression but with some restricted movements.
C	>20 and ≤35	>15 and ≤25	Operations where a significant number of vehicles are stopping with some backup and light congestion.
D	>35 and ≤55	>25 and ≤35	Operations where congestion is noticeable, longer delays occur, and many vehicles stop. The proportion of vehicles not stopping declines.
E	>55 and ≤80	>35 and ≤50	Operations where there is significant delay, extensive queuing, and poor progression.
F	>80	>50	Operations that are unacceptable to most drivers, when the arrival rates exceed the capacity of the intersection.

Source: *2010 Highway Capacity Manual (HCM).*

Roadway segment operations were analyzed based on a daily volume to capacity (v/c) ratio, using the County of San Diego roadway standards. **Table 2** shows the roadway segment classifications and daily level of service thresholds based on the County of San Diego General Plan Mobility Element (adopted August 2011) and the County of San Diego 2012 *Public Road Standards.*

The County of San Diego's goal for acceptable service standards during daily periods is LOS D or better for roadway segments. However, the County of San Diego General Plan Update Mobility Element includes certain criteria in which LOS E and F conditions are accepted for some roadway classifications (Goal M-2, Policy M-2.1).

Table M-4 of the County of San Diego General Plan Update Mobility Element identifies roadways where roadway classifications that result in LOS E or F are accepted based on the criteria listed above. The study area segments are not included in Table M-4 of the County's General Plan Update Mobility Element; therefore, daily operations of LOS D or better are considered acceptable for the study roadway segments.

Table 2
LOS Criteria for Roadway Segments

Classification / Lanes		Level of Service				
		A	B	C	D	E
Mobility Element Roads						
Expressway / 6		36,000	54,000	70,000	86,000	108,000
Prime Arterial / 6		22,200	37,000	44,600	50,000	57,000
Major Road / 4	w/ Raised Median (4.1A)	14,800	24,700	29,600	33,400	37,000
	w/ Intermittent Turn Lanes (4.1B)	13,700	22,800	27,400	30,800	34,200
Boulevard / 4	w/ Raised Median (4.2A)	18,000	21,000	24,000	27,000	30,000
	w/ Intermittent Turn Lanes (4.2B)	16,600	19,600	22,500	25,000	28,000
Community Collector / 2	w/ Raised Median (2.1A)	10,000	11,700	13,400	15,000	19,000
	w/ Continuous Left Turn Lane (2.1B)	3,000	6,000	9,500	13,500	19,000
	w/ Intermittent Turn Lanes (2.1C)	3,000	6,000	9,500	13,500	19,000
	w/ Passing Lane (2.1D)	3,000	6,000	9,500	13,500	19,000
	No Median (2.1E)	1,900	4,100	7,100	10,900	16,200
Light Collector / 2	w/ Raised Median (2.2A)	3,000	6,000	9,500	13,500	19,000
	w/ Continuous Left Turn Lane (2.2B)	3,000	6,000	9,500	13,500	19,000
	w/ Passing Lane (2.2D)	3,000	6,000	9,500	13,500	19,000
	No Median (2.2E)	1,900	4,100	7,100	10,900	16,200
	Reduced Shoulder (2.2F)	5,800	6,800	7,800	8,700	9,700
Minor Collector / 2	w/ Raised Median (2.3A)	3,000	6,000	7,000	8,000	9,000
	w/ Intermittent Turn Lanes (2.3B)	3,000	6,000	7,000	8,000	9,000
	No Median (2.3C)	1,900	4,100	6,000	7,000	8,000
Non-Mobility Element Roads						
Residential Collector / 2				4,500		
Rural Residential Collector / 2				4,500		
Residential Road / 2				1,500		
Rural Residential Road / 2				1,500		
Residential Cul-de-Sac / 2				1,500		

Source: *County of San Diego General Plan Update Mobility Element*; County of San Diego 2012 *Public Road Standards*

Significance Criteria

Table 3 summarizes the County of San Diego's project traffic significance standards for roadway segments and intersections, as defined in the *Guidelines for Determining Significance and Report Format and Content Requirements – Transportation and Traffic* (August 2011). The significance criteria shown in Table 3 are used in this traffic impact analysis to determine the proposed project's traffic impact on the study roadway segments and intersections.

Table 3
County of San Diego Project Traffic Significance Criteria

Roadway Segments			
Level of Service	**2-Lane Road**	**4-Lane Road**	**6-Lane Road**
LOS E	200 ADT	400 ADT	600 ADT
LOS F	100 ADT	200 ADT	300 ADT
Intersections			
Level of Service	**Signalized**	**Unsignalized**	
LOS E	Delay of 2 seconds or less	20 or less peak hour trips on a critical movement.	
LOS F	Delay of 1 second, or 5 peak hour trips or less on critical movement.	5 or less peak hour trips on a critical movement.	

Source: County of San Diego *Guidelines for Determining Significance and Report Format and Content Requirements – Transportation and Traffic* (August 2011).

The County of San Diego identifies traffic impacts as either direct impacts or cumulative impacts. A *direct impact* is caused individually by the increase in traffic generated by a proposed project that results in one of the following:

1. The addition of project-generated traffic results in a change from an acceptable (LOS D or better) to a deficient (LOS E or worse) level of service at an intersection; OR

2. At a location operating at a deficient level of service (LOS E or worse) without the project, the addition of project traffic results in an increase in delay at an intersection that exceeds the project significance thresholds shown in Table 3.

A project that results in a direct impact is fully responsible for mitigating the impact to restore the deficient roadway segment or intersection to an acceptable level of service.

A *cumulative impact* is caused by the increase in traffic generated by a proposed project and all other potential developments that result in a deficient level of service. Any incremental increase in traffic is considered to be a cumulative impact at intersections operating at a deficient LOS under a "without project" scenario. Cumulative impacts are typically mitigated through contributions to the County Traffic Impact Fee (TIF) program. Even if no cumulative impacts are identified within the project study area, contribution to the TIF program is typically required to mitigate any potential regional cumulative impacts outside of the immediate study area.

EXISTING CONDITIONS

This section summarizes the existing roadway network, peak hour and daily traffic volumes, and operations at the study area intersections.

Roadway Network

Dehesa Road is classified as a 4.1B Major Road (4 Lanes with Intermittent Turn Lanes) according to the Crest-Dehesa Community Plan Mobility Element. However, the road is currently built as a Community Collector ranging from 2.1B (2 Lanes with Continuous Turn Lane) to 2.1E (2 Lanes with no median or improvement options). One travel lane and a Class II bike lane are provided in each direction of travel. There are no pedestrian facilities along Dehesa Road through the study area except for a 1,600-foot section of sidewalk along the south side of the road between the Singing Hills Golf Resort Staff/Vendor Entrance and the eastern end of the Fairway Villas condominium development. The posted speed limit is 50 miles per hour (mph) and parking is generally not permitted.

Willow Glen Drive is classified as a 2.1C Community Collector (2 Lanes with Intermittent Turn Lanes) according to the Crest-Dehesa Community Plan Mobility Element. Willow Glen Drive within the study area is currently built to its Mobility Element width and classification. One travel lane and a Class II bike lane are provided in each direction of travel. A decomposed granite (DG) pedestrian pathway is provided along the east side of the roadway adjacent to the Singing Hills Golf Course. The posted speed limit is 45 miles per hour (mph) and parking is generally not permitted.

Sloane Canyon Road is not classified as a Mobility Element roadway according to the Crest-Dehesa Community Plan Mobility Element. Sloane Canyon Road extends southeast for approximately 4 miles from Dehesa Road along the Sweetwater River and terminates at a gate where the road enters private property. Sloane Canyon Road is unpaved except for the northerly 1,200 feet and also a short paved section with a creek crossing approximately one-half mile south of Dehesa Road. There is no posted speed limit and parking is generally not permitted.

Exhibit 4 illustrates the existing transportation conditions within the study area.

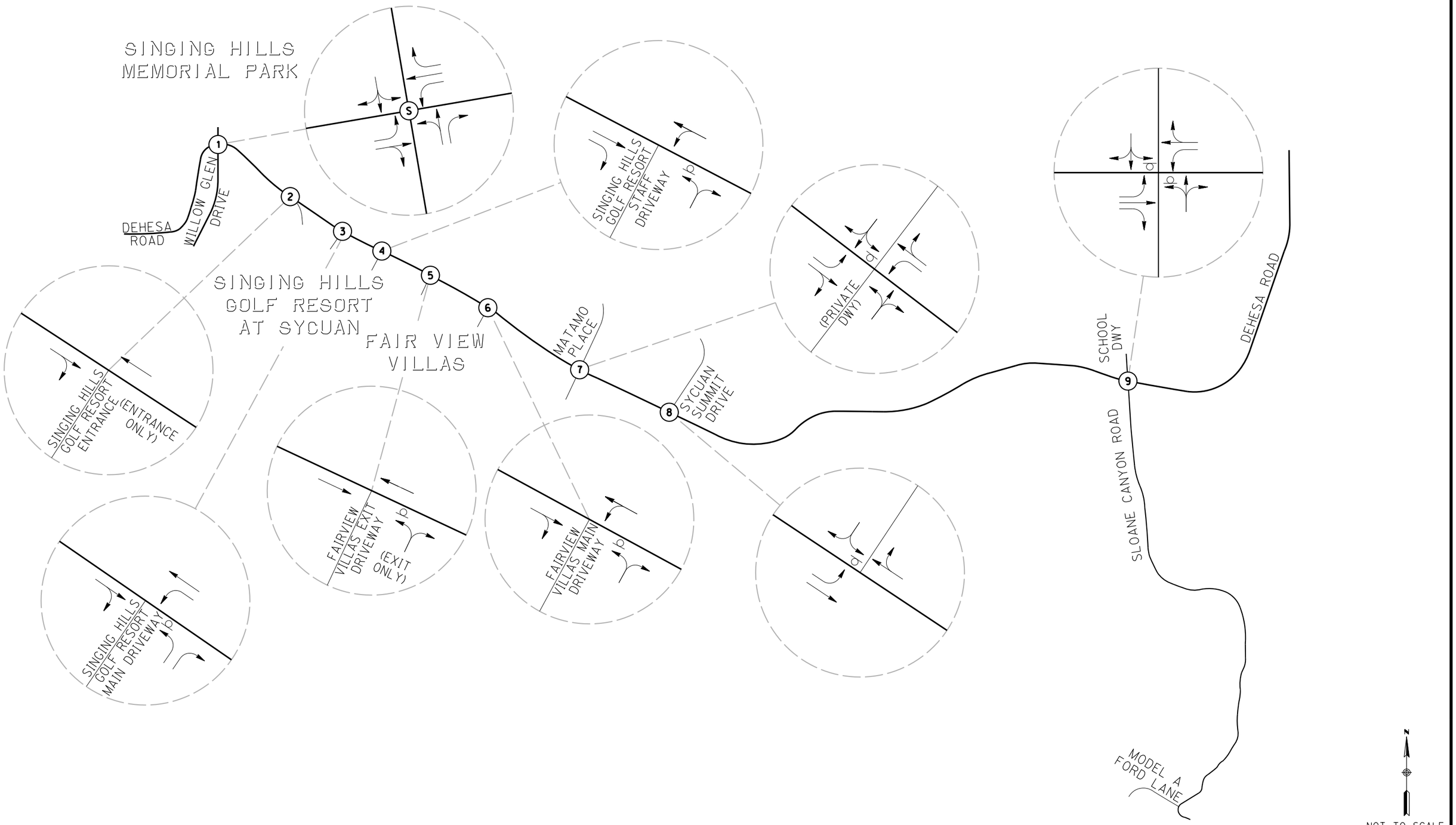

RICK ENGINEERING COMPANY

EXHIBIT 4

EXISTING TRANSPORTATION CONDITIONS

SYCUAN/SLOAN TRAIL PROJECT

LEGEND

- (S) =TRAFFIC SIGNAL
- =STOP CONTROLLED
- =LANE CONFIGURATION

U:\18474B_Sycuan Sloan Canyon Trail\Traffic\Graphics\18474B_Exhibit_04_ExistingConditions.dgn
U:\18474B_Sycuan Sloan Canyon Trail\Traffic\Graphics\SD CorpStds 2005.dscript

© 2019 Rick Engineering Company
21-AUG-2019 14:52

Traffic Volumes

Traffic, bicycle and pedestrian volumes at the study intersections were collected on Saturday, February 9, 2019 during the midday peak period (12:00 PM to 2:00 PM), and on Tuesday, February 12, 2019 during the AM peak period (7:00 AM to 9:00 AM) and PM peak period (4:00 PM to 6:00 PM). Daily volumes on the public roadways in the study area were collected over a 7-day period from Friday, February 8, 2019 through Thursday, February 14, 2019. Daily volumes on private driveways (Singing Hills Golf Resort) were collected over a 7-day period from Saturday, February 23, 2019 through Friday, March 1, 2019. **Exhibit 5** illustrates the existing AM/PM/Saturday peak hour turning movement volumes and the average weekday and Saturday daily traffic volumes. **Appendix A** contains the count data sheets.

Existing Transit Conditions

There are currently no public transit services along Dehesa Road or on Willow Glen Drive through the study area. There are no planned transit services within the study area according to SANDAG's *San Diego Forward: The Regional Plan* (October 2015) and *2016 Regional Transportation Improvement Program* (September 2016) publications.

Existing Bicycle and Pedestrian Conditions

There is currently a Class II bicycle lane in each direction of travel along Dehesa Road from the City of El Cajon boundary through the project study area to Harbinson Canyon Road. A Class II bicycle lane is also currently provided along Willow Glen Drive in each direction of travel from Dehesa Road to Jamacha Road (SR-54). Future Class II bike lanes are planned along Dehesa Road from Harbinson Canyon Road to the Alpine community boundary according to the *County of San Diego Bicycle Transportation Plan* (2008).

There are currently no pedestrian facilities along Dehesa Road except for a 1,600-foot section of sidewalk along the south side of the road between the Singing Hills Golf Resort Staff/Vendor Entrance and the eastern end of the Fairway Villas condominium development. A decomposed granite (DG) pedestrian pathway is provided along the east side of Willow Glen Drive adjacent to the Singing Hills Golf Course.

The bicycle and pedestrian counts that were collected at the study intersections showed very little to no bicycle and pedestrian activity along the study corridor on both a weekday and a weekend. Bicyclists tended to ride the entire corridor, which resulted in the same number of bicyclists at each study intersection. Pedestrian activity was observed at only two study intersections along the study corridor, with very low numbers of pedestrians counted.

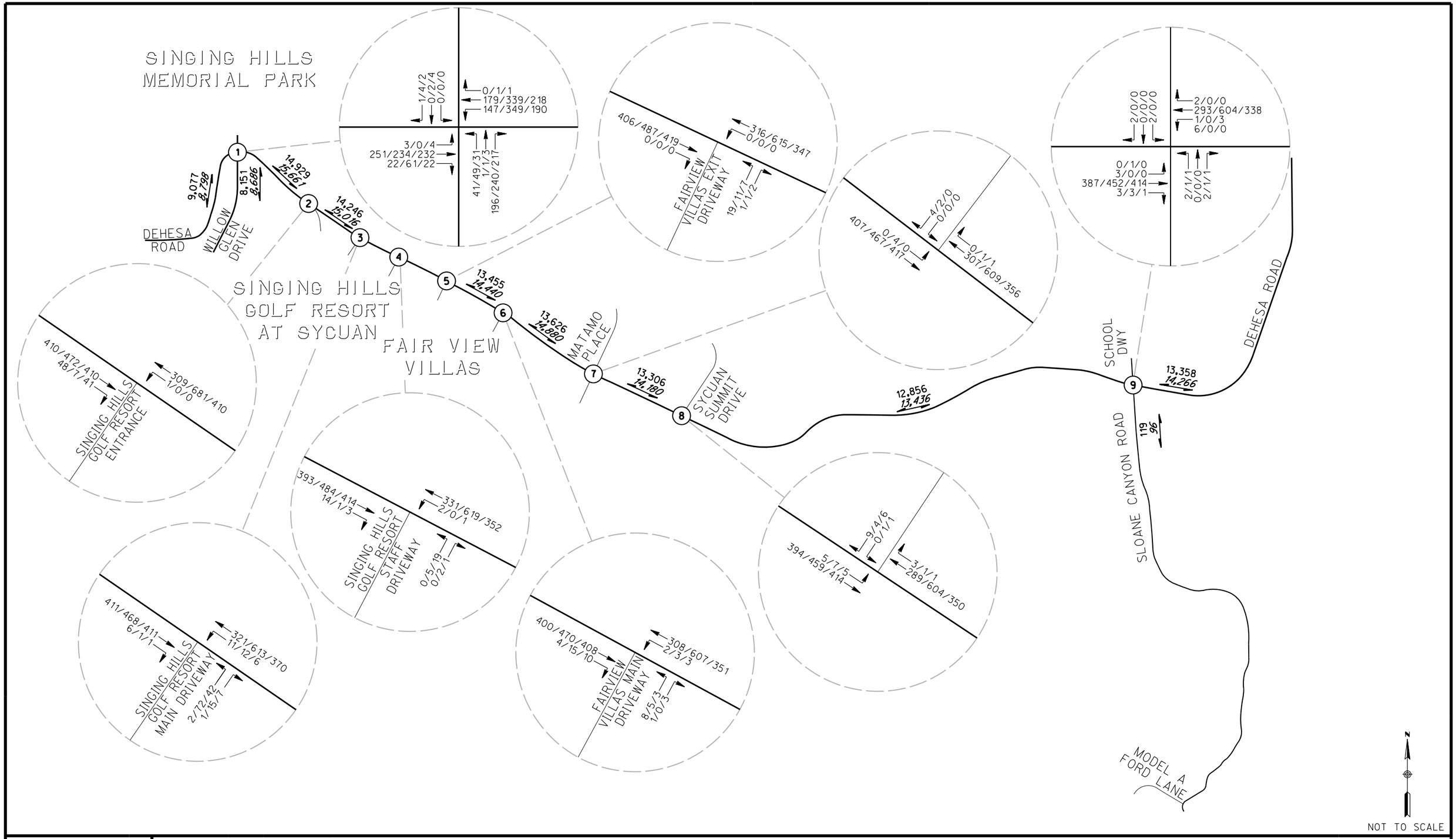

EXHIBIT 5

EXISTING TRAFFIC VOLUMES

SYCUAN/SLOAN TRAIL PROJECT

RICK ENGINEERING COMPANY

LEGEND: AM/PM/SAT=PEAK HOUR VOLUMES; WEEKDAY / *WEEKEND* =TWO-WAY ADT

U:\18474B_Sycuan Sloan Canyon Trail\Traffic\Graphics\18474B_Exhibit_05_ExistingVolumes.dgn
U:\18474B_Sycuan Sloan Canyon Trail\Traffic\Graphics\SD CorpStds 2005.dscript

© 2019 Rick Engineering Company
21-AUG-2019 14:53

Intersection Analysis

Table 4 displays the LOS analysis results for the study intersections under Existing Conditions. **Appendix B** contains the Existing Conditions intersection LOS worksheets. As shown in the table, the study intersections currently operate at an acceptable LOS during the peak hours except for the intersection of Dehesa Road / Singing Hills Golf Resort Main Driveway, which currently operates at LOS E during the weekday PM peak hour based on the worst movement delay (northbound left turn).

Table 4
Existing Peak Hour Intersection LOS Summary

#	Intersection	Traffic Control	Peak Hour	Delay [a]	LOS [b]
1	Dehesa Road / Willow Glen Drive	Signal	AM	17.0	B
			PM	16.0	B
			SAT	15.0	B
2	Dehesa Road / Singing Hills Golf Resort West Entrance (inbound only)	Uncontrolled	AM	0.0	A
			PM	0.0	A
			SAT	0.0	A
3	Dehesa Road / Singing Hills Golf Resort Main Driveway	OWSC	AM	15.9	C
			PM	**39.5**	**E**
			SAT	19.0	C
4	Dehesa Road / Singing Hills Golf Resort Staff Entrance	OWSC	AM	8.3	A
			PM	21.6	C
			SAT	17.6	C
5	Dehesa Road / Fairway Villas Exit Driveway	OWSC	AM	15.6	C
			PM	24.9	C
			SAT	14.8	B
6	Dehesa Road / Fairway Villas Main Driveway	OWSC	AM	14.9	B
			PM	23.7	C
			SAT	14.3	B
7	Dehesa Road / Matamo Place	OWSC	AM	10.2	B
			PM	13.2	B
			SAT	8.3	A
8	Dehesa Road / Sycuan Summit Drive	OWSC	AM	10.1	B
			PM	13.7	B
			SAT	11.2	B
9	Dehesa Road / Sloane Canyon Road	TWSC	AM	14.2	B
			PM	18.3	C
			SAT	14.5	B

Notes:
OWSC = One-Way Stop Controlled (T-intersection); TWSC = Two-Way Stop Controlled
[a] Delays expressed in seconds. The average delay is reported at signalized intersections and the worst movement delay is reported at unsignalized intersections.
[b] LOS calculations are based on the methodology outlined in the *2010 Highway Capacity Manual* and performed using Synchro 9.1.

Roadway Segment Analysis

Table 5 summarizes the daily operations of the study area roadway segments under Existing Conditions. As shown in the table, the following roadway segments are currently operating at a deficient level of service (LOS E or F) under existing weekday and/or weekend conditions:

- Dehesa Road, from Willow Glen Drive to Singing Hills Golf Resort West Entrance
- Dehesa Road, from Singing Hills Golf Resort West Entrance to Singing Hills Golf Resort Main Driveway
- Dehesa Road, from Singing Hills Golf Resort Main Driveway to Fairway Villas Main Driveway
- Dehesa Road, from Fairway Villas Main Driveway to Matamo Place
- Dehesa Road, from Matamo Place to Sycuan Summit Drive
- Dehesa Road, east of Sloane Canyon Road

RICK ENGINEERING COMPANY

Table 5
Existing Roadway Segment LOS Summary

Roadway	Segment	Class (# Lanes)	LOS E Capacity	Weekday			Weekend		
				ADT	V/C	LOS	ADT	V/C	LOS
Willow Glen Drive	South of Dehesa Road	2.1C Community Collector (2)	19,000	8,151	0.429	C	8,686	0.457	C
Dehesa Road	West of Willow Glen Drive	2.1E Community Collector (2)	16,200	9,077	0.560	D	8,798	0.543	D
	Willow Glen Drive to Singing Hills West Entrance	2.1E Community Collector (2)	16,200	**14,929**	**0.922**	**E**	**15,661**	**0.967**	**E**
	Singing Hills West Entrance to Main Driveway	2.1D Community Collector (2)	19,000	**14,246**	**0.750**	**E**	**15,016**	**0.790**	**E**
	Singing Hills Main Driveway to Fairway Villas Main Driveway	2.1E Community Collector (2)	16,200	**13,455**	**0.831**	**E**	**14,440**	**0.891**	**E**
	Fairway Villas Main Driveway to Matamo Place	2.1E Community Collector (2)	16,200	**13,626**	**0.841**	**E**	**14,880**	**0.919**	**E**
	Matamo Place to Sycuan Summit Drive	2.1B Community Collector (2)	19,000	13,306	0.700	D	**14,180**	**0.746**	**E**
	Sycuan Summit Drive to Sloane Canyon Road	2.1D Community Collector (2)	19,000	12,856	0.677	D	13,436	0.707	D
	East of Sloane Canyon Road	2.1B Community Collector (2)	19,000	13,358	0.703	D	**14,266**	**0.751**	**E**
Sloane Canyon Road	South of Dehesa Road	Rural Residential Road (2)	1,500	119	0.079	A	96	0.064	A

Source: *County of San Diego General Plan Update Mobility Element*; County of San Diego 2012 *Public Road Standards*

PROJECT IMPACT ANALYSIS

Project Pedestrian and Bicycle Trips

The proposed Sycuan/Sloane Canyon Trail Project is not expected to generate any automobile trips, but it is anticipated that the trail project would increase the number of pedestrians and bicyclists along the study corridor. Currently the number of bicyclists along the study corridor is very low, and the number of pedestrians is virtually non-existent. It is expected that the presence of a new trail will generate new pedestrian demand and increase demand for recreational bicycle riding.

Construction of a new trail along the study corridor is expected to generate two types of pedestrian demand:

- Shorter pedestrian trips from local residents along Dehesa Road and Willow Glen Road; and
- Longer pedestrian trips from hikers who would use the new trail to connect between existing trails located northwest and north of Dehesa Road to existing trails located off of Sloane Canyon Road.

There is no estimation tool available to forecast recreational pedestrian trips where demand does not currently exist, especially in a rural area with low densities of residential uses. For the purpose of this study, the following number of pedestrian trips was conservatively estimated to be generated by the proposed trail project:

- Weekdays: 50 daily trips, 5 trips during peak hours
- Weekends: 100 daily trips, 10 trips during peak hours

Because bicyclists along the study corridor currently ride in Class II bike lanes along a high-speed roadway, it is assumed that only experienced commuter or serious recreational cyclists are currently using the study corridor. It is expected that the construction of a new multi-use trail along the study corridor would generate new demand for short-distance bicycle trips among less experienced recreational bicycle riders.

There are no estimation tools available to forecast bicycle trips within a rural area such as the study corridor. Therefore, for the purpose of this study, it was conservatively estimated that the construction of a new trail would double the existing number of bicyclists along the study corridor.

Existing Plus Project Conditions

This section provides a summary of operations at the study intersections based on the existing traffic volumes with the proposed trail alignment along Dehesa Road and Sloane Canyon Road. Although the proposed trail project is not expected to generate new automobile trips, an increase in pedestrian and bicycle conflicts with automobile traffic is expected to occur at the study intersections. Because the proposed trail alignment is not expected to result in an increase in daily automobile traffic, a roadway segment analysis was not performed for the Existing Plus Project scenario.

Intersection Analysis

Table 6 displays the LOS analysis results for the study intersections under the Existing Plus Project scenario. **Appendix C** contains the Existing Plus Project intersection LOS worksheets.

As shown in the table, the increase in pedestrian and bicycle activity along the study corridor would result in slight increases in delay at the study intersections. The Dehesa Road / Singing Hills Golf Resort Main Driveway would continue operating at LOS E during the weekday PM peak hour, but the forecast increase in delay is expected to be less than significant.

RICK ENGINEERING COMPANY

Table 6
Existing Plus Project Peak Hour Intersection LOS Summary

#	Intersection	Traffic Control	Peak Hour	Existing		Existing Plus Project			
				Delay (a)	LOS (b)	Delay (a)	LOS (b)	Change in Delay	Signi-ficant?
1	Dehesa Road / Willow Glen Drive	Signal	AM	17.0	B	17.4	B	0.4	No
			PM	16.0	B	16.5	B	0.5	No
			SAT	15.0	B	15.8	B	0.8	No
2	Dehesa Road / Singing Hills Golf Resort West Entrance (inbound only)	Uncontrolled	AM	0.0	A	0.0	A	0.0	No
			PM	0.0	A	0.0	A	0.0	No
			SAT	0.0	A	0.0	A	0.0	No
3	Dehesa Road / Singing Hills Golf Resort Main Driveway	OWSC	AM	15.9	C	16.2	C	0.3	No
			PM	**39.5**	**E**	**41.2**	**E**	1.7	No
			SAT	19.0	C	19.8	C	0.8	No
4	Dehesa Road / Singing Hills Golf Resort Staff Entrance	OWSC	AM	8.3	A	8.3	A	0.0	No
			PM	21.6	C	22.1	C	0.5	No
			SAT	17.6	C	18.3	C	0.7	No
5	Dehesa Road / Fairway Villas Exit Driveway	OWSC	AM	15.6	C	15.7	C	0.1	No
			PM	24.9	C	25.2	D	0.3	No
			SAT	14.8	B	15.1	C	0.3	No
6	Dehesa Road / Fairway Villas Main Driveway	OWSC	AM	14.9	B	15.2	B	0.3	No
			PM	23.7	C	24.2	C	0.5	No
			SAT	14.3	B	14.7	B	0.4	No
7	Dehesa Road / Matamo Place	OWSC	AM	10.2	B	10.2	B	0.0	No
			PM	13.2	B	13.3	B	0.1	No
			SAT	8.3	A	8.3	A	0.0	No
8	Dehesa Road / Sycuan Summit Drive	OWSC	AM	10.1	B	10.1	B	0.0	No
			PM	13.7	B	13.7	B	0.0	No
			SAT	11.2	B	11.2	B	0.0	No
9	Dehesa Road / Sloane Canyon Road	TWSC	AM	14.2	B	14.4	B	0.2	No
			PM	18.3	C	18.6	C	0.3	No
			SAT	14.5	B	15.0	C	0.5	No

Notes:
OWSC = One-Way Stop Controlled (T-intersection); TWSC = Two-Way Stop Controlled
(a) Delays expressed in seconds. The average delay is reported at signalized intersections and the worst movement delay is reported at unsignalized intersections.
(b) LOS calculations are based on the methodology outlined in the *2010 Highway Capacity Manual* and performed using Synchro 9.1.

SUMMARY OF IMPACTS

Traffic Operational Impacts

The results of the analysis under Existing Plus Project Conditions showed that the increase in pedestrian and bicycle activity along the study corridor would result in slight increases in delay at the study intersections. The Dehesa Road / Singing Hills Golf Resort Main Driveway would continue operating at LOS E during the weekday PM peak hour, but the forecast increase in delay is expected to be less than significant.

Hazards Due to an Existing Design Feature

The proposed project would not result in any hazards due to an existing design feature for the following reasons:

- Dehesa Road through the study intersections is not constructed with any horizontal or vertical curvatures in the roadway that would potentially result in sight distance obstructions or other safety hazards for vehicles, bicyclists and pedestrians.
- The proposed trail project would not generate additional automobile traffic and would not affect the safety of the existing roadways.

Hazards to Pedestrians or Bicyclists

The proposed project would not result in hazards to pedestrians or bicyclists for the following reasons:

- The proposed project would provide a shared use trail for pedestrians and bicyclists that would be separated from the roadway.
- The proposed trail project would not generate additional automobile traffic and would not affect the safety of pedestrians and bicyclists.

Parking Capacity Impacts

The proposed project would not result in parking capacity impacts for the following reason:

- On-street parking is currently not allowed along Dehesa Road, and the proposed trail project would not eliminate any existing parking spaces within the study area.

Alternative Transportation Conflicts

The proposed project would not result in alternative transportation (transit) conflicts for the following reason:

- There are currently no transit stops on Dehesa Road along the trail corridor; therefore, no transit stops would be affected or relocated with this project.
- The project is not anticipated to increase transit ridership or affect the existing demand for transit.

CONCLUSIONS

This traffic impact study evaluated the transportation conditions associated with the proposed new trail alignment along Dehesa Road and Sloane Canyon Road in the unincorporated community of Crest-Dehesa in San Diego County. The trail would provide increased opportunities for walking and bicycling, as well as provide pedestrian and bicyclist connectivity to Dehesa Elementary School.

The results of the Existing Conditions intersection analysis showed that the study intersections currently operate at an acceptable LOS during the peak hours except for the intersection of Dehesa Road / Singing Hills Golf Resort Main Driveway, which currently operates at LOS E during the weekday PM peak hour based on the worst movement delay (northbound left turn).

The Existing Conditions roadway segment analysis results showed that the following roadway segments are currently operating at a deficient level of service (LOS E or F) under existing weekday and/or weekend conditions:

- Dehesa Road, from Willow Glen Drive to Singing Hills Golf Resort West Entrance
- Dehesa Road, from Singing Hills Golf Resort West Entrance to Singing Hills Golf Resort Main Driveway
- Dehesa Road, from Singing Hills Golf Resort Main Driveway to Fairway Villas Main Driveway
- Dehesa Road, from Fairway Villas Main Driveway to Matamo Place
- Dehesa Road, from Matamo Place to Sycuan Summit Drive
- Dehesa Road, east of Sloane Canyon Road

Although the proposed trail project is not expected to generate new automobile trips, an increase in pedestrian and bicycle conflicts with automobile traffic is expected to occur at the study intersections. Because the proposed trail alignment is not expected to result in an increase in daily automobile traffic, a roadway segment analysis was not performed for the Existing Plus Project scenario.

The results of the Existing Plus Project Conditions intersection analysis showed that the increase in pedestrian and bicycle activity along the study corridor would result in slight increases in delay at the study intersections. The Dehesa Road / Singing Hills Golf Resort Main Driveway would continue operating at LOS E during the weekday PM peak hour, but the forecast increase in delay is expected to be less than significant.

Response to CEQA Guidelines Questions

In response to the California Environmental Quality Act (CEQA) Guidelines, Appendix G, XV, Transportation/Traffic, the findings of this traffic impact analysis have been used to address the following questions:

a. Would the project cause an increase that is substantial in relation to the existing traffic load and capacity of the street system (i.e. result in a substantial increase in either the number of vehicle trips, the volume to capacity ratio on roads, or congestion at intersections)? **Result: No**

b. Would the project exceed, either individually or cumulatively, a level of service standard established by the County Management Agency for designated roads and highways? **Result: No**

c. Would the project result in a change in air traffic patterns, including either an increase in traffic levels or a change in location that results in substantial safety risks? **Result: No**

d. Would the project substantially increase hazards due to a design feature (e.g. sharp curves or dangerous intersections) or incompatible uses (e.g. farm equipment)? **Result: No**

e. Would the project result in inadequate emergency access? **Result: No**

f. Would the project result in inadequate parking capacity? **Result: No**

g. Would the project conflict with adopted policies, plans, or programs supporting alternative transportation (e.g. bus turnouts, bicycle racks)? **Result: No**

h. Does the project have impacts that are individually limited, but cumulatively considerable ("cumulatively considerable means that the incremental effects of a project are considerable when viewed in connection with the effects of past projects, the effects of other current projects, and the effects of probable future projects)? **Result: No**

APPENDIX A

TRAFFIC, BICYCLE AND PEDESTRIAN COUNT DATA

Prepared by National Data & Surveying Services

Willow Glen Dr & Dehesa Rd

Peak Hour Turning Movement Count

ID: 19-04055-001
City: El Cajon

Day: Tuesday
Date: 02/12/2019

PEAK HOURS	COUNT PERIODS
07:30 AM - 08:30 AM	07:00 AM - 09:00 AM
NONE	NONE
04:00 PM - 05:00 PM	04:00 PM - 06:00 PM

SOUTHBOUND — Willow Glen Dr

AM	1	0	0	0	4	AM
NOON	0	0	0	0	0	NOON
PM	4	2	0	0	2	PM

EASTBOUND — Dehesa Rd

AM	NOON	PM	
221	0	392	⇦
0	0	0	0
3	0	0	1
251	0	234	1
22	0	61	0
AM	NOON	PM	

WESTBOUND — Dehesa Rd

PM	NOON	AM	
1	0	0	1
339	0	179	1
349	0	147	1
0	0	0	0
474	0	447	⇨
PM	NOON	AM	

NORTHBOUND — Willow Glen Dr

PM	412	0	49	1	240	PM
NOON	0	0	0	0	0	NOON
AM	169	0	41	1	196	AM

	0	1	0	0
	⇩			
	0	0.5	0.5	1

CONTROL			
Signalized			
TEV	841 AM	0 NOON	1280 PM
PHF	0.93		0.90

Total Vehicles (AM)

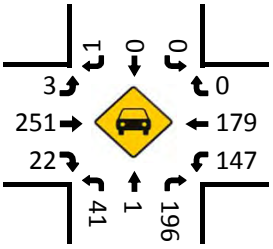

Bikes (AM)

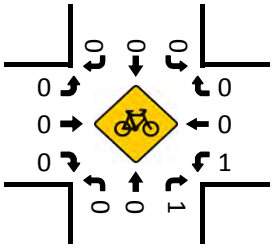

Total Vehicles (NOON)

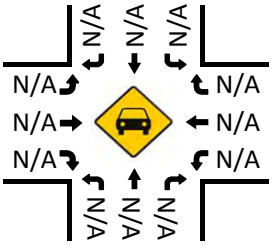

Bikes (NOON)

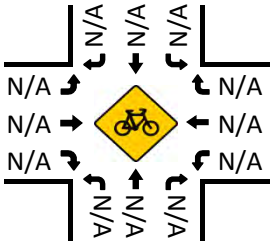

Pedestrians (Crosswalks)

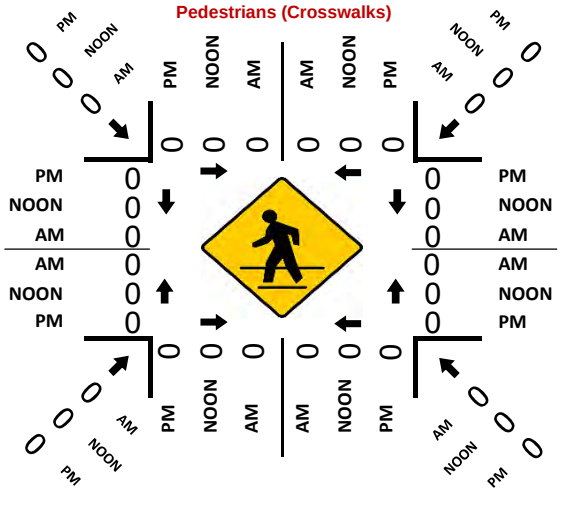

Total Vehicles (PM)

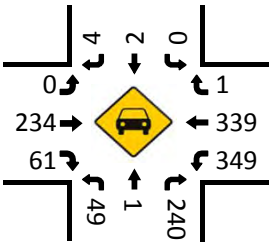

Bikes (PM)

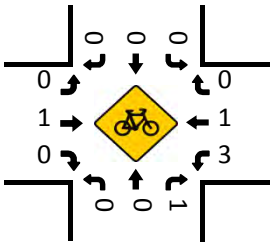

Prepared by National Data & Surveying Services

Willow Glen Dr & Dehesa Rd

Peak Hour Turning Movement Count

ID: 19-04055-001
City: El Cajon

Day: Saturday
Date: 02/09/2019

PEAK HOURS

AM	NONE
NOON	01:00 PM - 02:00 PM
PM	NONE

COUNT PERIODS

AM	NONE
NOON	12:00 PM - 02:00 PM
PM	NONE

Willow Glen Dr — SOUTHBOUND

AM	0	0	0	0	0	AM
NOON	2	4	0	0	8	NOON
PM	0	0	0	0	0	PM

Dehesa Rd — EASTBOUND

AM	NOON	PM	
0	251	0	
0	0	0	0
0	4	0	1
0	232	0	1
0	22	0	0

WESTBOUND — Dehesa Rd

PM	NOON	AM	
0	1	0	1
0	218	0	1
0	190	0	1
0	0	0	0
0	449	0	

NORTHBOUND — Willow Glen Dr

PM	0	0	0	0	0	PM
NOON	216	0	31	3	217	NOON
AM	0	0	0	0	0	AM

	0	1	0	0
	0	0.5	0.5	1

CONTROL			
Signalized			
TEV	0 AM	924 NOON	0 PM
PHF		0.92	

Total Vehicles (AM)

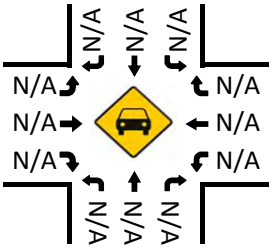

Bikes (AM)

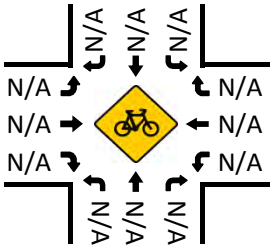

Total Vehicles (Noon)

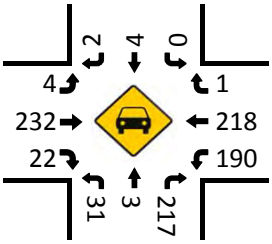

Pedestrians (Crosswalks)

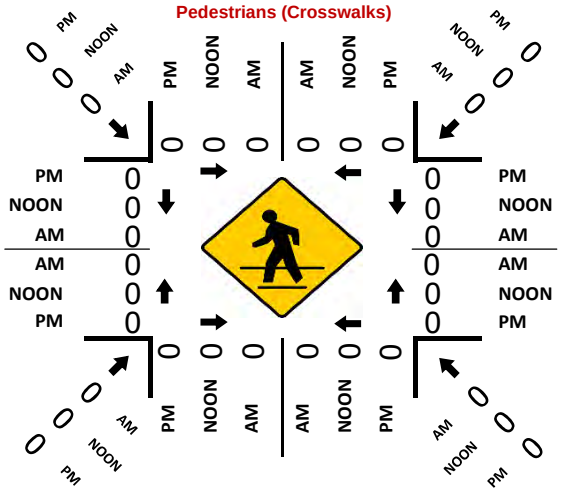

Bikes (NOON)

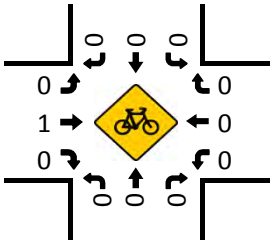

Total Vehicles (PM)

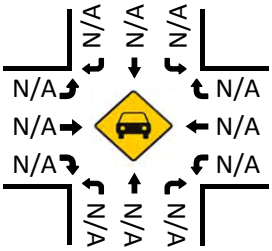

Bikes (PM)

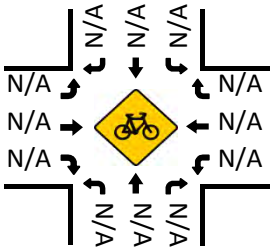

Prepared by National Data & Surveying Services

Sycuan Golf Resort W Entrance & Dehesa Rd

Peak Hour Turning Movement Count

ID: 19-04055-002
City: El Cajon

Day: Tuesday
Date: 02/12/2019

PEAK HOURS	COUNT PERIODS
08:00 AM - 09:00 AM	07:00 AM - 09:00 AM
NONE	NONE
04:00 PM - 05:00 PM	04:00 PM - 06:00 PM

Sycuan Golf Resort W Entrance — SOUTHBOUND

AM	0	0	0	0	0	AM
NOON	0	0	0	0	0	NOON
PM	0	0	0	0	0	PM

EASTBOUND (Dehesa Rd)

AM	NOON	PM	
310	0	681	⇦
0	0	0	↶ 0
0	0	0	↱ 0
410	0	472	→ 1
48	0	7	↴ 0
AM	NOON	PM	

WESTBOUND (Dehesa Rd)

PM	NOON	AM	
0	0	0	0 ↰
681	0	310	1 ←
0	0	0	0 ↙
0	0	0	0 ↩
472	0	410	⇨
PM	NOON	AM	

CONTROL

No Control

TEV	768 AM	0 NOON	1160 PM
PHF	0.97		0.94

NORTHBOUND — Sycuan Golf Resort W Entrance

PM	7	0	0	0	0	PM
NOON	0	0	0	0	0	NOON
AM	48	0	0	0	0	AM

Total Vehicles (AM)

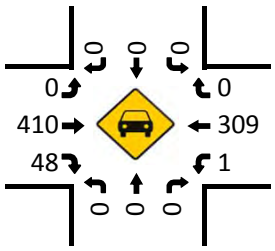

Bikes (AM)

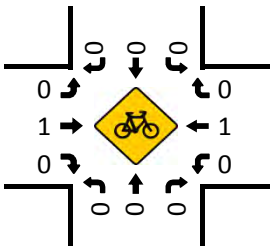

Total Vehicles (NOON)

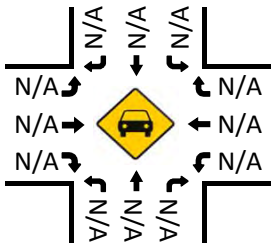

Bikes (NOON)

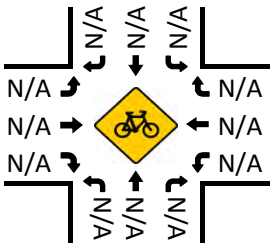

Pedestrians (Crosswalks)

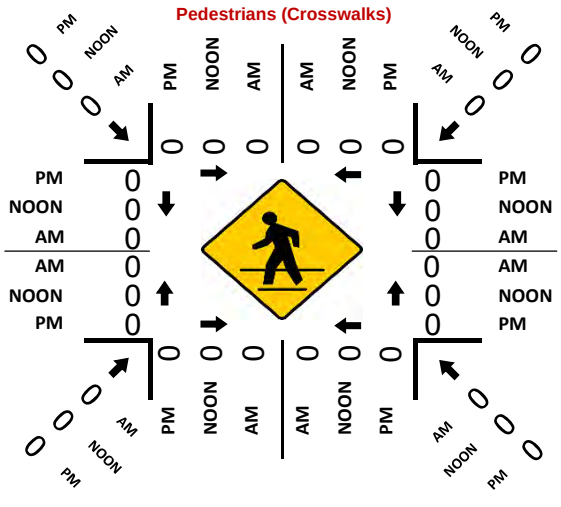

Total Vehicles (PM)

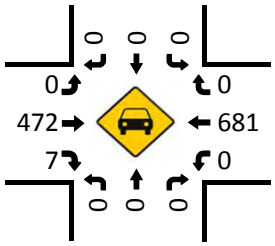

Bikes (PM)

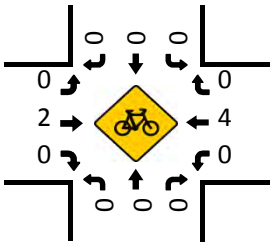

Prepared by National Data & Surveying Services

Sycuan Golf Resort W Entrance & Dehesa Rd

Peak Hour Turning Movement Count

ID: 19-04055-002
City: El Cajon

Day: Saturday
Date: 02/09/2019

PEAK HOURS	COUNT PERIODS
NONE	NONE
01:00 PM - 02:00 PM	12:00 PM - 02:00 PM
NONE	NONE

Sycuan Golf Resort W Entrance — SOUTHBOUND

AM	0	0	0	0	0	AM
NOON	0	0	0	0	0	NOON
PM	0	0	0	0	0	PM

EASTBOUND (Dehesa Rd)

AM	NOON	PM	
0	410	0	⇦
0	0	0	↰ 0
0	0	0	↱ 0
0	410	0	→ 1
0	41	0	↳ 0
AM	NOON	PM	

WESTBOUND (Dehesa Rd)

PM	NOON	AM	
0	0	0	0 ↰
0	410	0	1 ←
0	0	0	0 ↰
0	0	0	0 ↰
0	410	0	⇨
PM	NOON	AM	

CONTROL

No Control

	AM	NOON	PM
TEV	0	861	0
PHF		0.89	

Sycuan Golf Resort W Entrance — NORTHBOUND

PM	0	0	0	0	0	PM
NOON	41	0	0	0	0	NOON
AM	0	0	0	0	0	AM

Total Vehicles (AM)

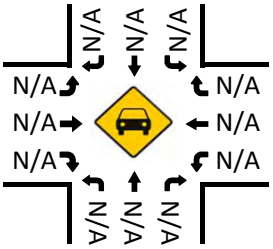

Bikes (AM)

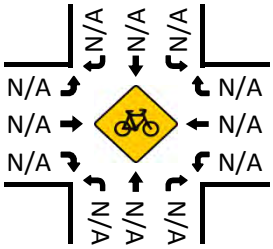

Total Vehicles (Noon)

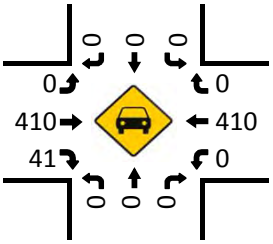

Bikes (NOON)

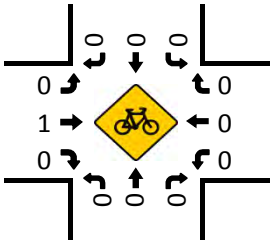

Pedestrians (Crosswalks)

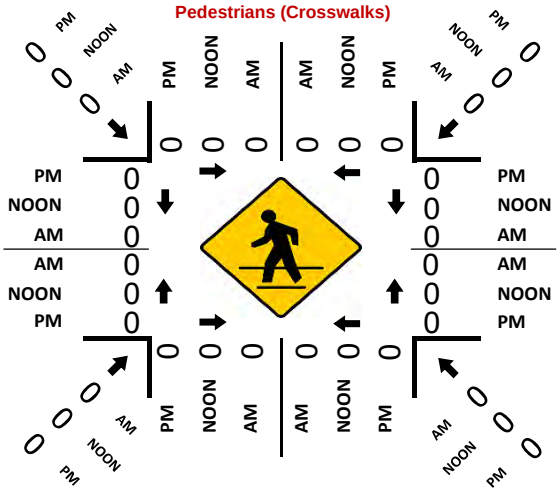
PM
NOON
AM
0
0
0
0
0
0
0

Prepared by National Data & Surveying Services

Sycuan Golf Resort Main Entrance & Dehesa Rd

Peak Hour Turning Movement Count

ID: 19-04055-003
City: El Cajon

Day: Tuesday
Date: 02/12/2019

PEAK HOURS	COUNT PERIODS
07:30 AM - 08:30 AM	07:00 AM - 09:00 AM
NONE	NONE
04:00 PM - 05:00 PM	04:00 PM - 06:00 PM

Sycuan Golf Resort Main Entrance — SOUTHBOUND

AM	0	0	0	0	0	AM
NOON	0	0	0	0	0	NOON
PM	0	0	0	0	0	PM

Dehesa Rd — EASTBOUND

AM	NOON	PM	
323	0	685	⇦
0	0	0	0 ↶
0	0	0	0 ↱
411	0	468	1 →
6	0	1	0 ↴
AM	NOON	PM	

WESTBOUND — Dehesa Rd

PM	NOON	AM	
0	0	0	0 ↶
613	0	321	1 ←
12	0	11	1 ↰
0	0	0	0 ↰
483	0	412	⇨
PM	NOON	AM	

CONTROL: 1-Way Stop (NB)

	AM	NOON	PM
TEV	752	0	1181
PHF	0.94	NOON	0.91

Sycuan Golf Resort Main Entrance — NORTHBOUND

PM	13	0	72	0	15	PM
NOON	0	0	0	0	0	NOON
AM	17	0	2	0	1	AM

Total Vehicles (AM)

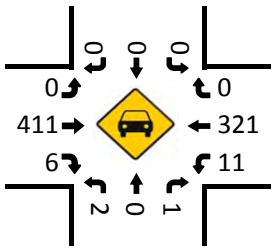

Bikes (AM)

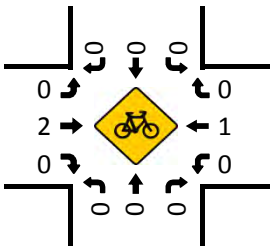

Total Vehicles (NOON)

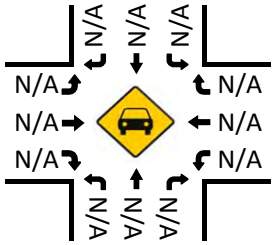

Bikes (NOON)

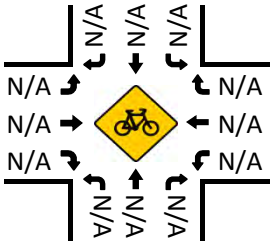

Pedestrians (Crosswalks)

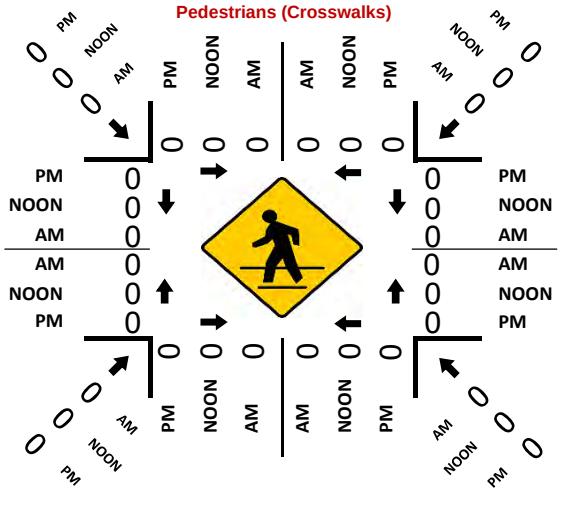

Total Vehicles (PM)

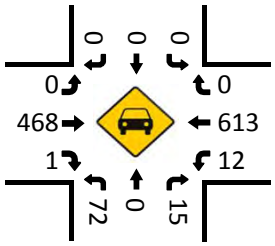

Bikes (PM)

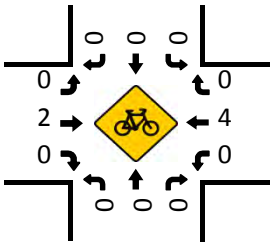

Prepared by National Data & Surveying Services

Sycuan Golf Resort Main Entrance & Dehesa Rd

Peak Hour Turning Movement Count

ID: 19-04055-003
City: El Cajon

Day: Saturday
Date: 02/09/2019

PEAK HOURS		COUNT PERIODS
NONE	AM	NONE
01:00 PM - 02:00 PM	NOON	12:00 PM - 02:00 PM
NONE	PM	NONE

Sycuan Golf Resort Main Entrance

SOUTHBOUND

AM	0	0	0	0	0	AM
NOON	0	0	0	0	0	NOON
PM	0	0	0	0	0	PM

0 0 0 0

EASTBOUND — Dehesa Rd

AM	NOON	PM	
0	412	0	
0	0	0	0
0	0	0	0
0	411	0	1
0	1	0	0
AM	NOON	PM	

CONTROL

1-Way Stop(NB)

	AM	NOON	PM
TEV	0	837	0
PHF		0.90	

WESTBOUND — Dehesa Rd

	PM	NOON	AM
0	0	0	0
1	0	370	0
1	0	6	0
0	0	0	0
	0	418	0
	PM	NOON	AM

0 1 0 1

PM	0	0	0	0	0	PM
NOON	7	0	42	0	7	NOON
AM	0	0	0	0	0	AM

NORTHBOUND

Sycuan Golf Resort Main Entrance

Total Vehicles (AM)

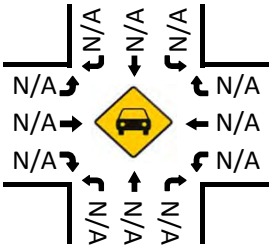

Bikes (AM)

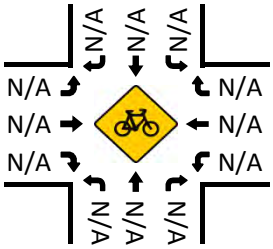

Total Vehicles (Noon)

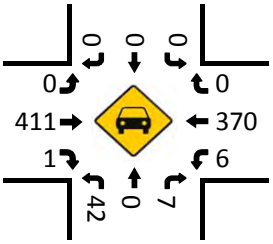

Bikes (NOON)

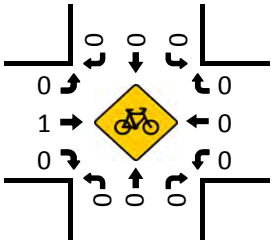

Pedestrians (Crosswalks)

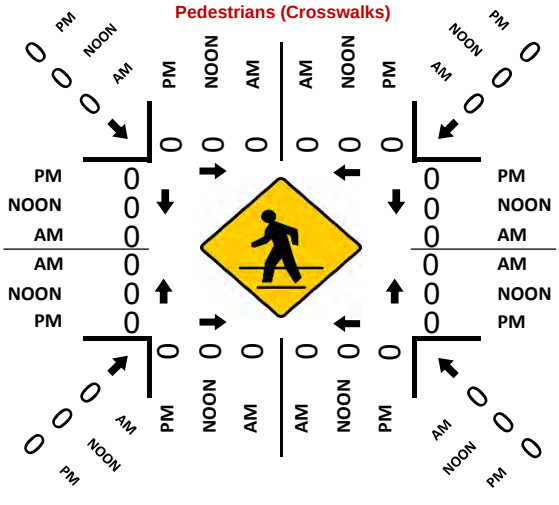

Total Vehicles (PM)

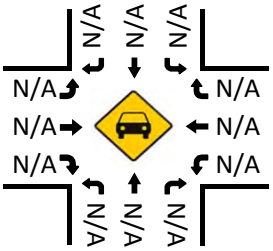

Bikes (PM)

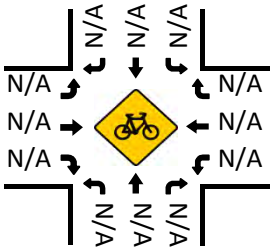

Prepared by National Data & Surveying Services

Sycuan Golf Resort Staff/Vendor Entrance & Dehesa Rd

Peak Hour Turning Movement Count

ID: 19-04055-004
City: El Cajon

Day: Tuesday
Date: 02/12/2019

PEAK HOURS		COUNT PERIODS
07:30 AM - 08:30 AM	AM	07:00 AM - 09:00 AM
NONE	NOON	NONE
04:00 PM - 05:00 PM	PM	04:00 PM - 06:00 PM

Sycuan Golf Resort Staff/Vendor Entrance

SOUTHBOUND

AM	0	0	0	0	0	AM
NOON	0	0	0	0	0	NOON
PM	0	0	0	0	0	PM

0 0 0 0

Dehesa Rd — **EASTBOUND**

AM	NOON	PM	
331	0	624	
0	0	0	0
0	0	0	0
393	0	484	1
14	0	1	0
AM	NOON	PM	

CONTROL

1-Way Stop (NB)

	AM	NOON	PM
TEV	740	0	1111
PHF	0.93		0.91

WESTBOUND — **Dehesa Rd**

	PM	NOON	AM
0	0	0	0
1	619	0	331
0	0	0	2
0	0	0	0
	486	0	393
	PM	NOON	AM

0 0 1 0

PM	1	0	5	0	2	PM
NOON	0	0	0	0	0	NOON
AM	16	0	0	0	0	AM

NORTHBOUND

cuan Golf Resort Staff/Vendor Entrar

Total Vehicles (AM)

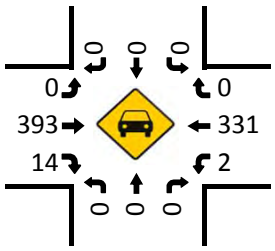

Bikes (AM)

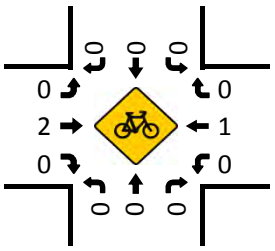

Total Vehicles (Noon)

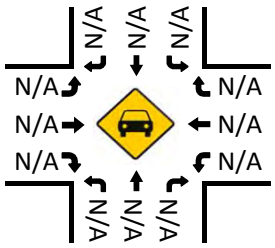

Bikes (NOON)

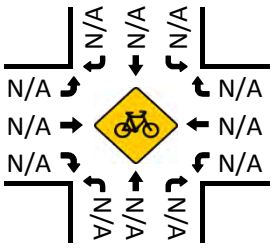

Pedestrians (Crosswalks)

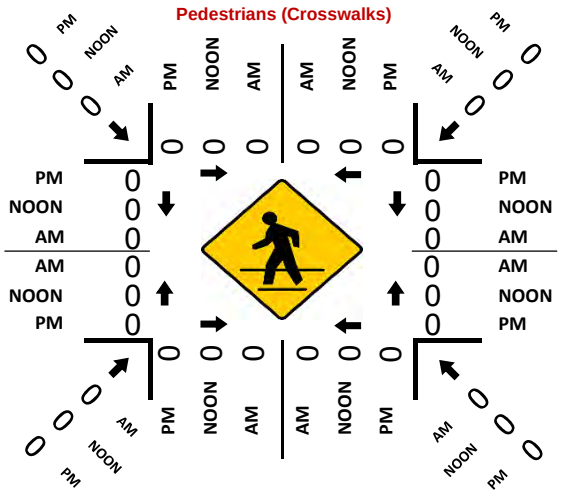

Total Vehicles (PM)

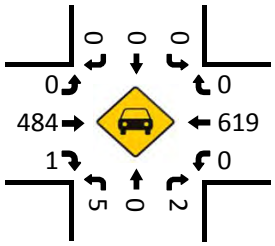

Bikes (PM)

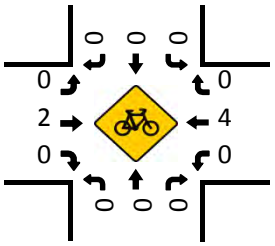

Prepared by National Data & Surveying Services

Sycuan Golf Resort Staff/Vendor Entrance & Dehesa Rd

Peak Hour Turning Movement Count

ID: 19-04055-004
City: El Cajon

Day: Saturday
Date: 02/09/2019

PEAK HOURS	COUNT PERIODS
NONE	NONE
01:00 PM - 02:00 PM	12:00 PM - 02:00 PM
NONE	NONE

CONTROL: 1-Way Stop(NB)

	AM	NOON	PM
TEV	0	790	0
PHF		0.88	

SOUTHBOUND — Sycuan Golf Resort Staff/Vendor Entrance

AM	0	0	0	0	0	AM
NOON	0	0	0	0	0	NOON
PM	0	0	0	0	0	PM

EASTBOUND — Dehesa Rd

AM	NOON	PM	
0	371	0	
0	0	0	0
0	0	0	0
0	414	0	1
0	3	0	0

WESTBOUND — Dehesa Rd

PM	NOON	AM	
0	0	0	0
0	352	0	1
0	0	0	0
0	1	0	0
0	416	0	

NORTHBOUND — cuan Golf Resort Staff/Vendor Entrar

PM	0	0	0	0	0	PM
NOON	3	0	19	0	1	NOON
AM	0	0	0	0	0	AM

Total Vehicles (AM)

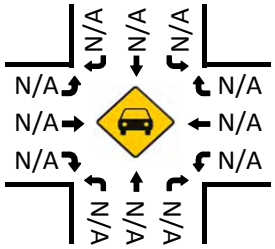

Bikes (AM)

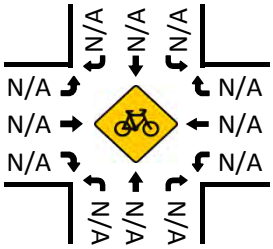

Total Vehicles (Noon)

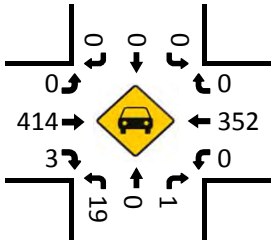

Bikes (NOON)

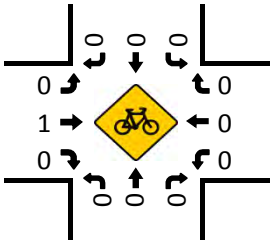

Pedestrians (Crosswalks)

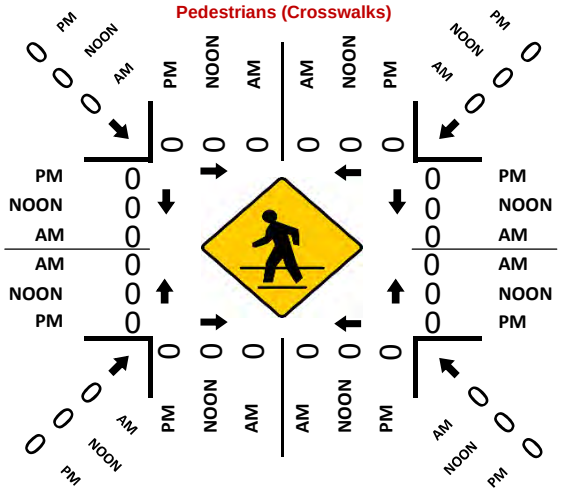

Total Vehicles (PM)

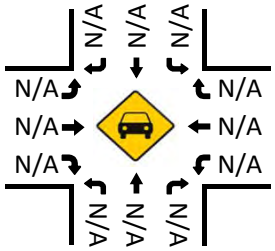

Bikes (PM)

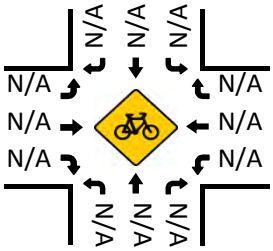

Prepared by National Data & Surveying Services

Fairview Villas Exit Dwy & Dehesa Rd

Peak Hour Turning Movement Count

ID: 19-04055-005
City: El Cajon

Day: Tuesday
Date: 02/12/2019

PEAK HOURS	COUNT PERIODS
07:30 AM - 08:30 AM	07:00 AM - 09:00 AM
NONE	NONE
04:00 PM - 05:00 PM	04:00 PM - 06:00 PM

SOUTHBOUND — Fairview Villas Exit Dwy

AM	0	0	0	0	0	AM
NOON	0	0	0	0	0	NOON
PM	0	0	0	0	0	PM

EASTBOUND — Dehesa Rd

AM	NOON	PM	
335	0	626	⇦
0	0	0	↶ 0
0	0	0	↱ 0
406	0	487	→ 1
0	0	0	↴ 0
AM	NOON	PM	

WESTBOUND — Dehesa Rd

PM	NOON	AM	
0	0	0	↰ 0
615	0	316	← 1
0	0	0	↶ 0
0	0	0	↱ 0
488	0	407	⇨
PM	NOON	AM	

NORTHBOUND — Fairview Villas Exit Dwy

PM	0	0	11	0	1	PM
NOON	0	0	0	0	0	NOON
AM	0	0	19	0	1	AM

CONTROL

No Control

TEV	742	0	1114
	AM	NOON	PM
PHF	0.92		0.96

Total Vehicles (AM)

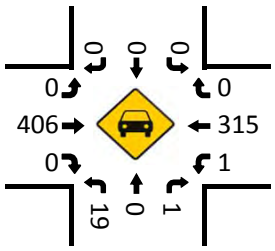

Bikes (AM)

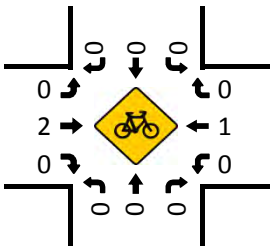

Total Vehicles (NOON)

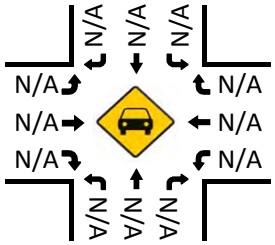

Bikes (NOON)

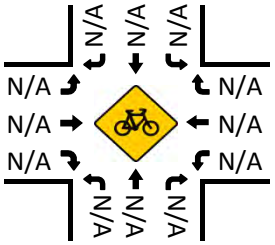

Pedestrians (Crosswalks)

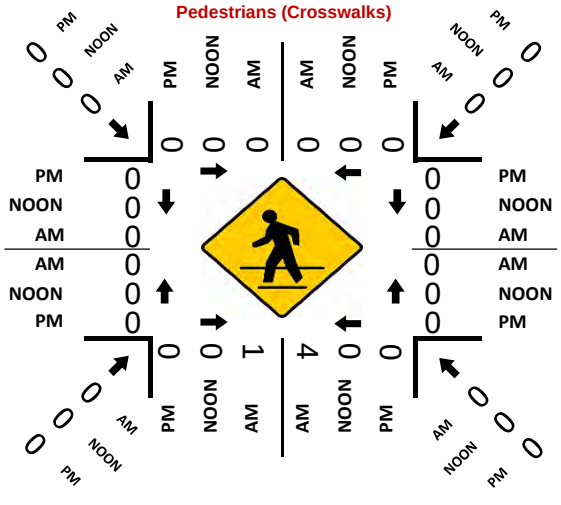
PM NOON AM
0 0 0
0 0 0
0 0 0

Prepared by National Data & Surveying Services

Fairview Villas Exit Dwy & Dehesa Rd

Peak Hour Turning Movement Count

ID: 19-04055-005
City: El Cajon

Day: Saturday
Date: 02/09/2019

PEAK HOURS

AM	NONE
NOON	01:00 PM - 02:00 PM
PM	NONE

COUNT PERIODS

AM	NONE
NOON	12:00 PM - 02:00 PM
PM	NONE

Fairview Villas Exit Dwy — SOUTHBOUND

AM	0	0	0	0	0	AM
NOON	0	0	0	0	0	NOON
PM	0	0	0	0	0	PM

Dehesa Rd — EASTBOUND

AM	NOON	PM	
0	354	0	⇦
0	0	0	↶ 0
0	0	0	→ 0
0	419	0	→ 1
0	0	0	↷ 0
AM	NOON	PM	

CONTROL

No Control

	AM	NOON	PM
TEV	0	775	0
PHF		0.95	

WESTBOUND — Dehesa Rd

PM	NOON	AM	
0	0	0	↶ 0
0	347	0	← 1
0	0	0	↶ 0
0	0	0	↶ 0
0	421	0	⇨
PM	NOON	AM	

Fairview Villas Exit Dwy — NORTHBOUND

PM	0	0	0	0	0	PM
NOON	0	0	7	0	2	NOON
AM	0	0	0	0	0	AM

0 0 0 0 | 0 0 1 0

Total Vehicles (AM)

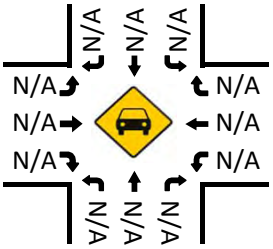

Bikes (AM)

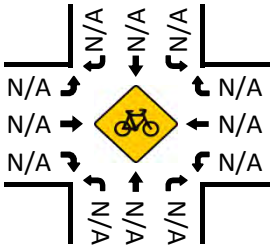

Total Vehicles (Noon)

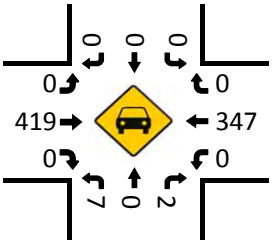

Pedestrians (Crosswalks)

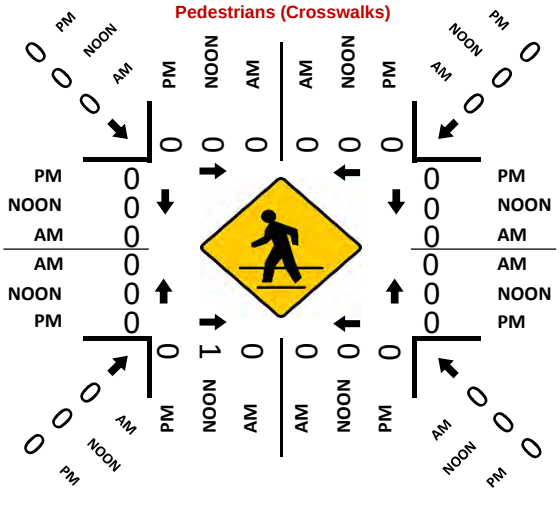

Bikes (NOON)

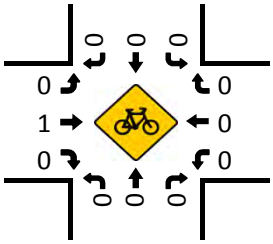

Total Vehicles (PM)

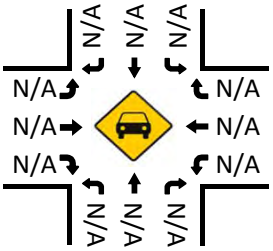

Bikes (PM)

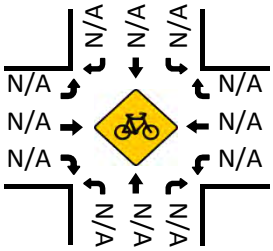

Prepared by National Data & Surveying Services

Fairview Villas Main Entrance & Dehesa Rd

Peak Hour Turning Movement Count

ID: 19-04055-006
City: El Cajon

Day: Tuesday
Date: 02/12/2019

PEAK HOURS	COUNT PERIODS
07:30 AM - 08:30 AM	07:00 AM - 09:00 AM
NONE	NONE
04:00 PM - 05:00 PM	04:00 PM - 06:00 PM

Fairview Villas Main Entrance — SOUTHBOUND

AM	0	0	0	0	0	AM
NOON	0	0	0	0	0	NOON
PM	0	0	0	0	0	PM

Dehesa Rd — EASTBOUND

AM	NOON	PM	
316	0	612	⇦
0	0	0	0
0	0	0	0
400	0	470	1
4	0	15	0
AM	NOON	PM	

WESTBOUND — Dehesa Rd

PM	NOON	AM	
0	0	0	0
607	0	308	1
3	0	2	0
0	0	0	0
470	0	401	⇨
PM	NOON	AM	

CONTROL: No Control

TEV	723	0	1100
	AM	NOON	PM
PHF	0.92		0.94

Fairview Villas Main Entrance — NORTHBOUND

PM	18	0	5	0	0	PM
NOON	0	0	0	0	0	NOON
AM	6	0	8	0	1	AM

Total Vehicles (AM)

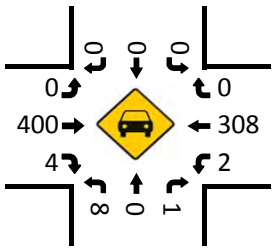

Bikes (AM)

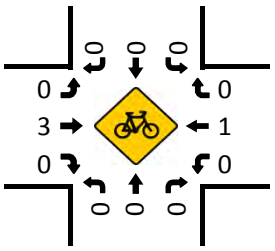

Total Vehicles (Noon)

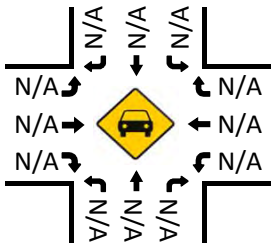

Bikes (NOON)

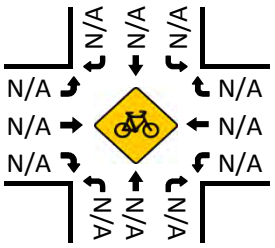

Pedestrians (Crosswalks)

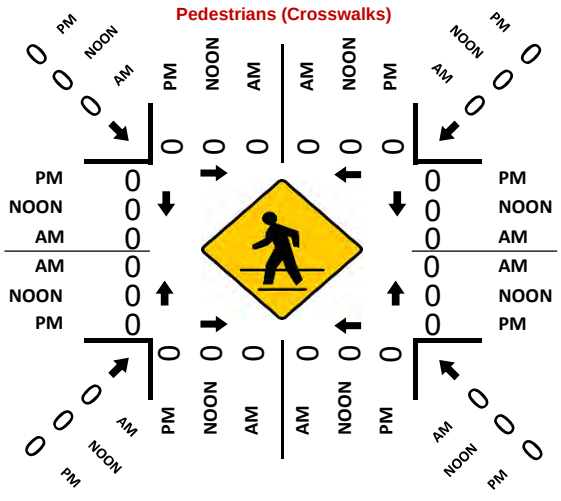

Total Vehicles (PM)

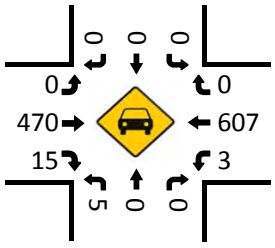

Bikes (PM)

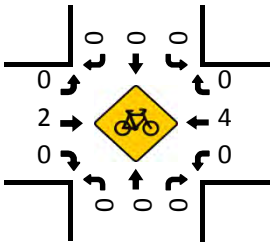

Prepared by National Data & Surveying Services

Fairview Villas Main Entrance & Dehesa Rd

Peak Hour Turning Movement Count

ID: 19-04055-006
City: El Cajon

Day: Saturday
Date: 02/09/2019

PEAK HOURS	COUNT PERIODS
NONE	NONE
01:00 PM - 02:00 PM	12:00 PM - 02:00 PM
NONE	NONE

Fairview Villas Main Entrance — SOUTHBOUND

AM	0	0	0	0	0	AM
NOON	0	0	0	0	0	NOON
PM	0	0	0	0	0	PM

EASTBOUND (Dehesa Rd)

AM	NOON	PM	
0	354	0	⇦
0	0	0	↶ 0
0	0	0	↱ 0
0	408	0	→ 1
0	10	0	↷ 0
AM	NOON	PM	

WESTBOUND (Dehesa Rd)

PM	NOON	AM	
0	0	0	0 ↷
0	351	0	1 ←
0	2	0	0 ↰
0	1	0	0 ↶
			⇨
0	412	0	
PM	NOON	AM	

CONTROL: No Control

	AM	NOON	PM
TEV	0	778	0
PHF		0.89	

Fairview Villas Main Entrance — NORTHBOUND

PM	0	0	0	0	0	PM
NOON	12	0	3	0	3	NOON
AM	0	0	0	0	0	AM

0 0 0 0 | 0 0 1 0

Total Vehicles (AM)

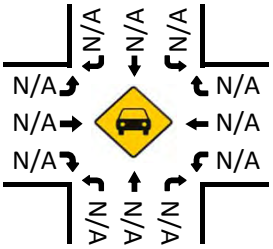

Bikes (AM)

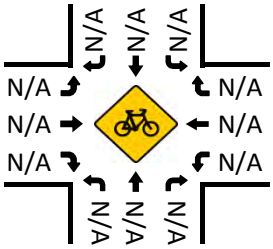

Total Vehicles (Noon)

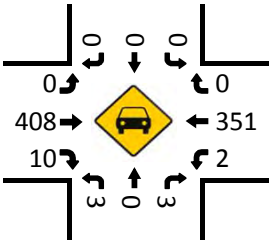

Bikes (NOON)

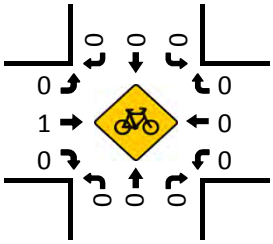

Pedestrians (Crosswalks)

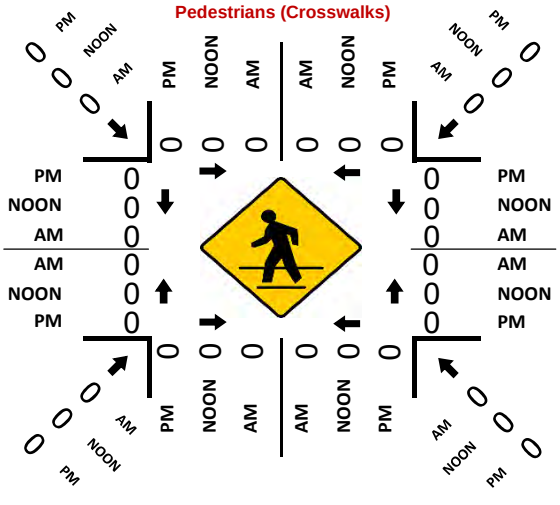

Total Vehicles (PM)

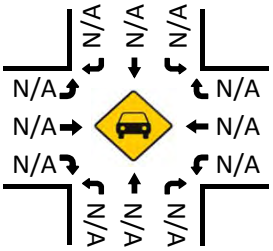

Bikes (PM)

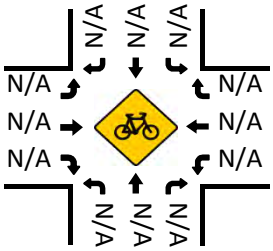

Prepared by National Data & Surveying Services

Matamo Pl & Dehesa Rd

Peak Hour Turning Movement Count

ID: 19-04055-007
City: El Cajon

Day: Tuesday
Date: 02/12/2019

PEAK HOURS	COUNT PERIODS
07:30 AM - 08:30 AM	07:00 AM - 09:00 AM
NONE	NONE
04:00 PM - 05:00 PM	04:00 PM - 06:00 PM

SOUTHBOUND — Matamo Pl

	L	T	R	U	Total	
AM	4	0	0	0	0	AM
NOON	0	0	0	0	0	NOON
PM	2	0	0	0	5	PM

EASTBOUND — Dehesa Rd

AM	NOON	PM		
311	0	611	⇦	
0	0	0	↶	0
0	0	4	↱	0
407	0	467	→	1
0	0	0	↴	0
AM	NOON	PM		

WESTBOUND — Dehesa Rd

PM	NOON	AM		
1	0	0	↰	0
609	0	307	←	1
0	0	0	↰	0
0	0	0	↰	0
467	0	407	⇨	
PM	NOON	AM		

NORTHBOUND — Matamo Pl

	L	T	R	U	Total	
PM	0	0	0	0	0	PM
NOON	0	0	0	0	0	NOON
AM	0	0	0	0	0	AM

CONTROL: No Control

TEV	718	0	1083
	AM	NOON	PM
PHF	0.91		0.95

Total Vehicles (AM)

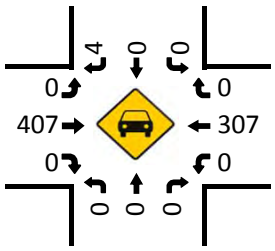

Bikes (AM)

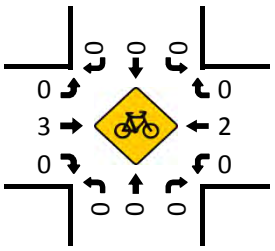

Total Vehicles (Noon)

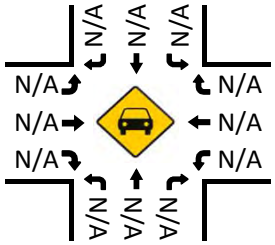

Bikes (NOON)

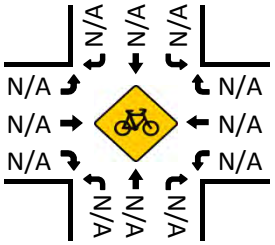

Pedestrians (Crosswalks)

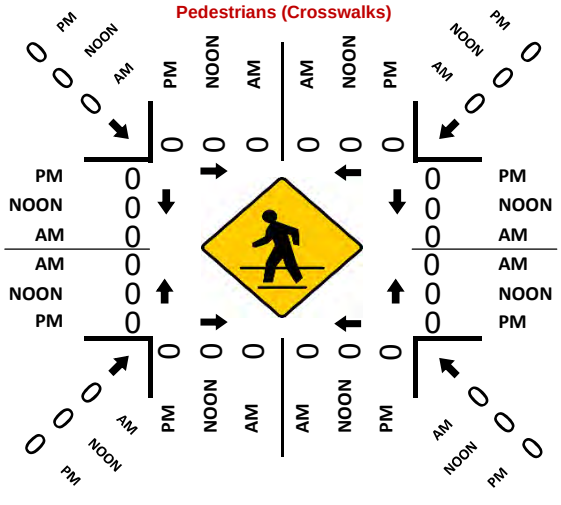
PM
NOON
AM
0
0
0
0
0
0

Prepared by National Data & Surveying Services

Matamo Pl & Dehesa Rd

Peak Hour Turning Movement Count

ID: 19-04055-007
City: El Cajon

Day: Saturday
Date: 02/09/2019

PEAK HOURS	COUNT PERIODS
NONE	NONE
01:00 PM - 02:00 PM	12:00 PM - 02:00 PM
NONE	NONE

SOUTHBOUND — Matamo Pl

AM	0	0	0	0	0	AM
NOON	0	0	0	0	0	NOON
PM	0	0	0	0	0	PM

EASTBOUND — Dehesa Rd

AM	NOON	PM	
0	356	0	⇦
0	0	0	↶ 0
0	0	0	↱ 0
0	417	0	→ 1
0	0	0	↷ 0
AM	NOON	PM	

WESTBOUND — Dehesa Rd

PM	NOON	AM	
0	0	0	0 ↶
0	356	0	1 ←
0	0	0	0 ↰
0	1	0	0 ↩
0	418	0	⇨
PM	NOON	AM	

NORTHBOUND — Matamo Pl

PM	0	0	0	0	0	PM
NOON	0	0	0	0	0	NOON
AM	0	0	0	0	0	AM

	0	1	0	0
	0	0	1	0

CONTROL

No Control

TEV	0 AM	774 NOON	0 PM
PHF		0.86	

Total Vehicles (AM)

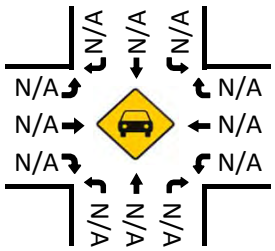

Bikes (AM)

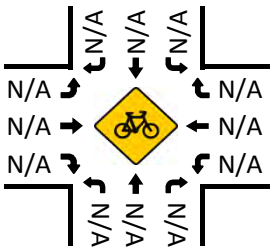

Total Vehicles (Noon)

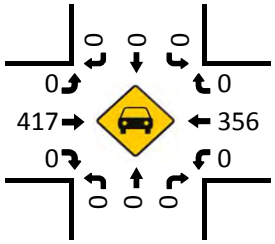

Bikes (NOON)

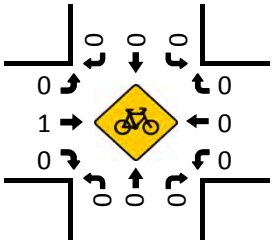

Pedestrians (Crosswalks)

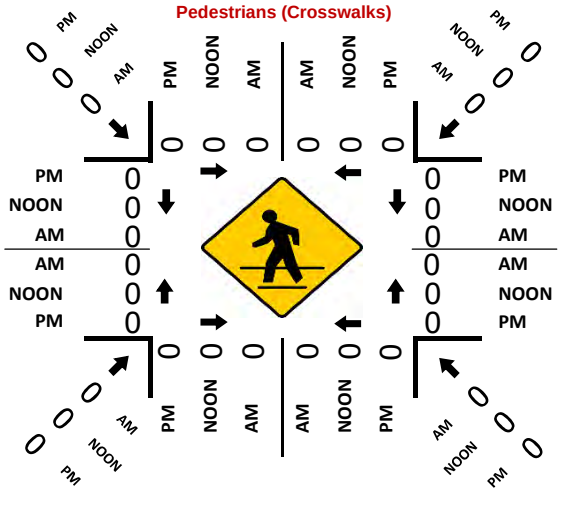
PM
NOON
AM
0
0
0
0
0
0
0

Prepared by National Data & Surveying Services

Sycuan Summit Dr & Dehesa Rd

Peak Hour Turning Movement Count

ID: 19-04055-008
City: El Cajon

Day: Tuesday
Date: 02/12/2019

PEAK HOURS	COUNT PERIODS
07:30 AM - 08:30 AM	07:00 AM - 09:00 AM
NONE	NONE
04:00 PM - 05:00 PM	04:00 PM - 06:00 PM

SOUTHBOUND — Sycuan Summit Dr

AM	9	0	0	0	8	AM
NOON	0	0	0	0	0	NOON
PM	4	0	1	0	8	PM

EASTBOUND — Dehesa Rd

AM	NOON	PM	
298	0	608	⇦
0	0	0	↶ 0
5	0	7	↱ 1
394	0	459	→ 1
0	0	0	↷ 0

WESTBOUND — Dehesa Rd

PM	NOON	AM	
1	0	3	0 ↶
604	0	289	1 ←
0	0	0	0 ↰
0	0	0	0 ↩
460	0	394	⇨

NORTHBOUND — Sycuan Summit Dr

PM	0	0	0	0	0	PM
NOON	0	0	0	0	0	NOON
AM	0	0	0	0	0	AM

	0	1	0	0
	0	0	0	0

CONTROL

1-Way Stop (SB)

TEV	700 AM	0 NOON	1076 PM
PHF	0.91		0.95

Total Vehicles (AM)

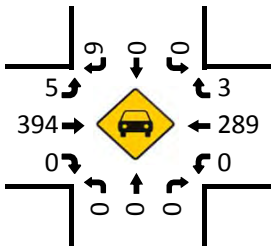

Bikes (AM)

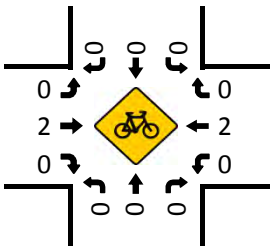

Total Vehicles (NOON)

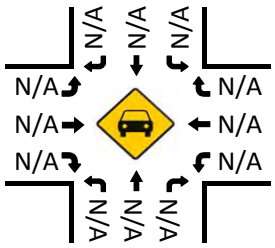

Pedestrians (Crosswalks)

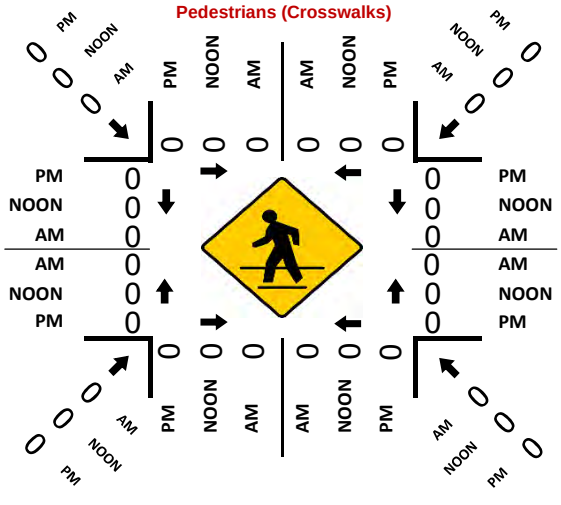

Bikes (NOON)

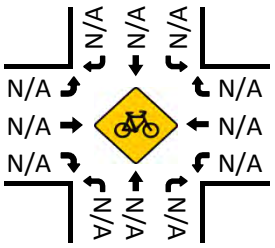

Total Vehicles (PM)

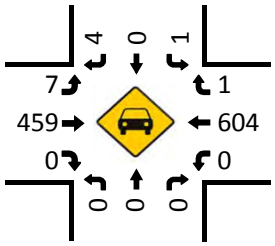

Bikes (PM)

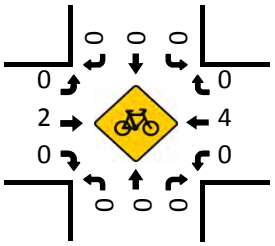

Prepared by National Data & Surveying Services

Sycuan Summit Dr & Dehesa Rd

Peak Hour Turning Movement Count

ID: 19-04055-008
City: El Cajon

Day: Saturday
Date: 02/09/2019

PEAK HOURS	COUNT PERIODS
NONE	NONE
01:00 PM - 02:00 PM	12:00 PM - 02:00 PM
NONE	NONE

SOUTHBOUND — Sycuan Summit Dr

AM	0	0	0	0	0	AM
NOON	6	0	1	0	6	NOON
PM	0	0	0	0	0	PM

EASTBOUND — Dehesa Rd

AM	NOON	PM	
0	356	0	
0	0	0	0
0	5	0	1
0	414	0	1
0	0	0	0
AM	NOON	PM	

WESTBOUND — Dehesa Rd

PM	NOON	AM	
0	1	0	0
0	350	0	1
0	0	0	0
0	0	0	0
PM	NOON	AM	
0	415	0	

NORTHBOUND — Sycuan Summit Dr

PM	0	0	0	0	0	PM
NOON	0	0	0	0	0	NOON
AM	0	0	0	0	0	AM

CONTROL

1-Way Stop(SB)

	AM	NOON	PM
TEV	0	777	0
PHF		0.92	

Total Vehicles (AM)

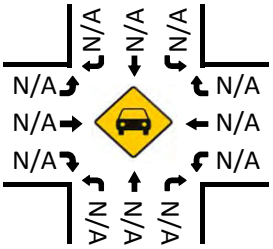

Bikes (AM)

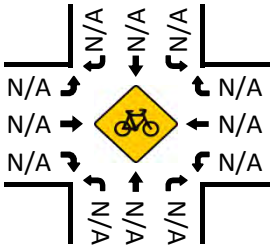

Total Vehicles (Noon)

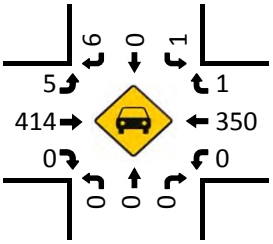

Bikes (NOON)

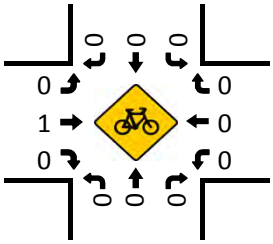

Pedestrians (Crosswalks)

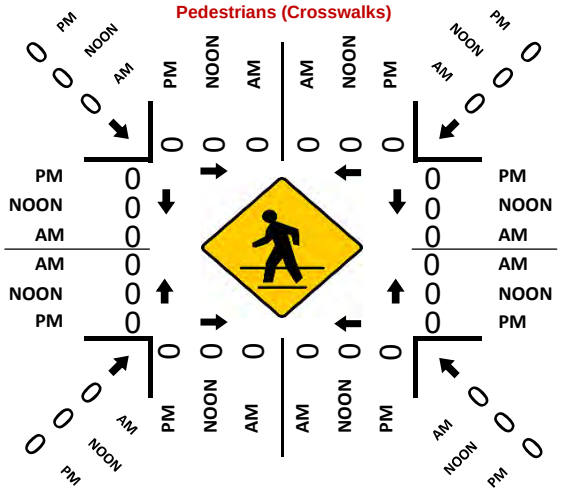

Total Vehicles (PM)

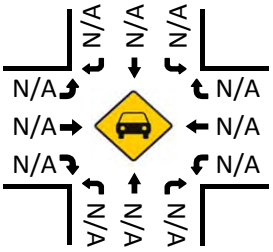

Bikes (PM)

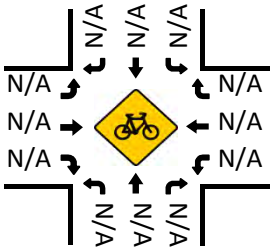

Prepared by National Data & Surveying Services

Sloane Canyon Rd & Dehesa Rd

Peak Hour Turning Movement Count

ID: 19-04055-009
City: El Cajon

Day: Tuesday
Date: 02/12/2019

PEAK HOURS

AM: 07:30 AM - 08:30 AM
NOON: NONE
PM: 04:00 PM - 05:00 PM

COUNT PERIODS

AM: 07:00 AM - 09:00 AM
NOON: NONE
PM: 04:00 PM - 06:00 PM

SOUTHBOUND — Sloane Canyon Rd

AM	2	0	2	0	5	AM
NOON	0	0	0	0	0	NOON
PM	0	0	0	0	0	PM

EASTBOUND — Dehesa Rd

AM	NOON	PM	
297	0	606	⇦
0	0	1	↶ 0
3	0	0	↱ 1
387	0	452	→ 1
3	0	3	↴ 1
AM	NOON	PM	

WESTBOUND — Dehesa Rd

PM	NOON	AM	
0	0	2	↰ 0
604	0	293	← 1
0	0	1	↰ 1
0	0	6	↰ 0
453	0	397	⇨
PM	NOON	AM	

NORTHBOUND — Sloane Canyon Rd

PM	3	0	1	0	1	PM
NOON	0	0	0	0	0	NOON
AM	4	0	2	0	2	AM

CONTROL

2-Way Stop (NB/SB)

TEV	703 AM	0 NOON	1062 PM
PHF	0.90		0.97

Total Vehicles (AM)

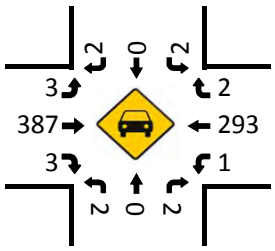

Bikes (AM)

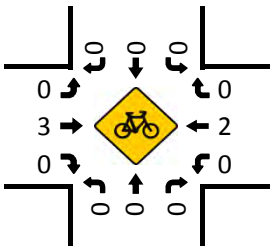

Total Vehicles (Noon)

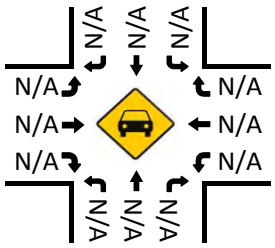

Bikes (NOON)

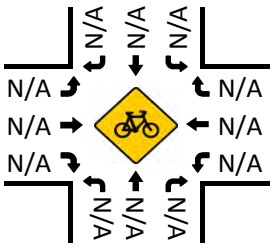

Pedestrians (Crosswalks)

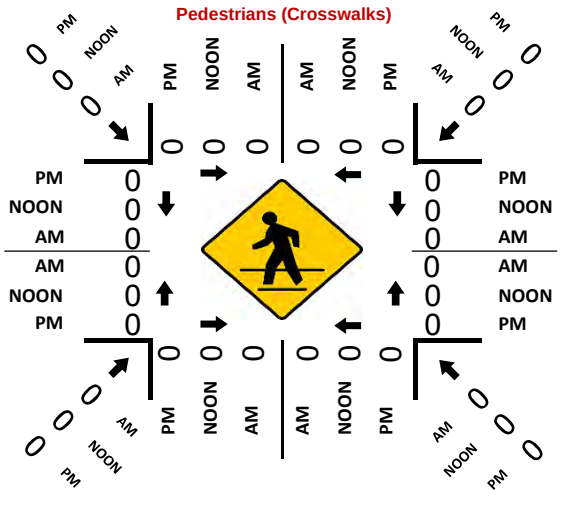

Total Vehicles (PM)

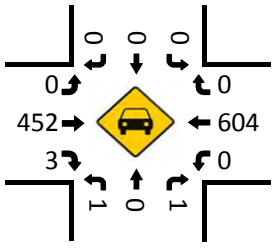

Bikes (PM)

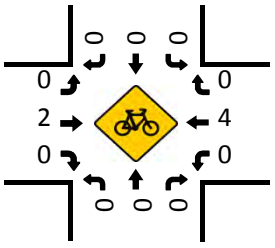

Prepared by National Data & Surveying Services

Sloane Canyon Rd & Dehesa Rd

Peak Hour Turning Movement Count

ID: 19-04055-009
City: El Cajon

Day: Saturday
Date: 02/09/2019

PEAK HOURS	COUNT PERIODS
NONE	NONE
01:00 PM - 02:00 PM	12:00 PM - 02:00 PM
NONE	NONE

SOUTHBOUND (Sloane Canyon Rd)

AM	0	0	0	0	0	AM
NOON	0	0	0	0	0	NOON
PM	0	0	0	0	0	PM

EASTBOUND (Dehesa Rd)

AM	NOON	PM	
0	339	0	
0	0	0	0
0	0	0	1
0	414	0	1
0	1	0	1

WESTBOUND (Dehesa Rd)

PM	NOON	AM	
0	0	0	0
0	338	0	1
0	3	0	1
0	0	0	0
0	415	0	

NORTHBOUND (Sloane Canyon Rd)

PM	0	0	0	0	0	PM
NOON	4	0	1	0	1	NOON
AM	0	0	0	0	0	AM

	0	1	0	0
	0	0	1	0

CONTROL			
2-Way Stop(NB/SB)			
TEV	0 AM	758 NOON	0 PM
PHF		0.95	

Total Vehicles (AM)

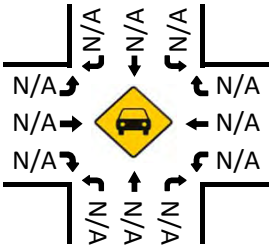

Bikes (AM)

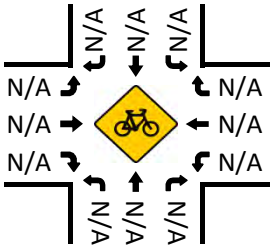

Total Vehicles (Noon)

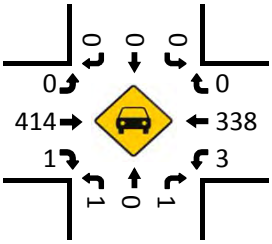

Bikes (NOON)

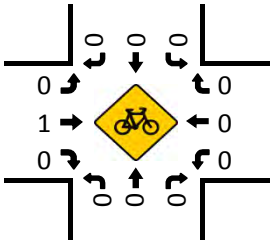

Pedestrians (Crosswalks)

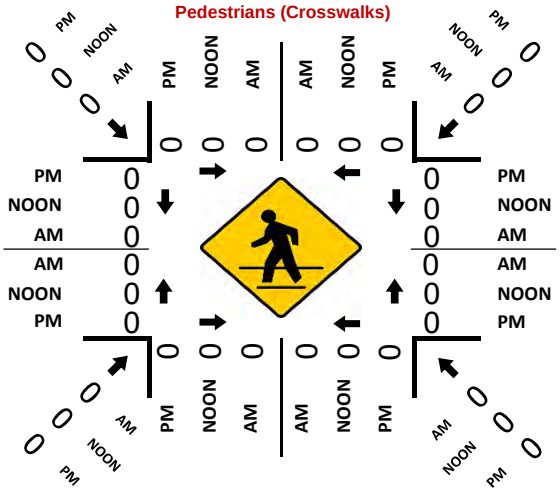

Total Vehicles (PM)

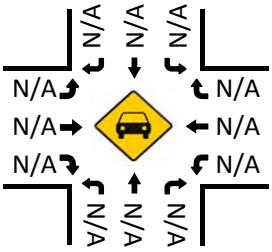

Bikes (PM)

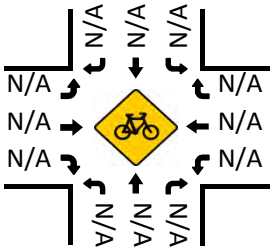

Prepared by NDS/ATD

VOLUME

Dehesa Rd W/O Willow Glen Dr

Day: Friday
Date: 2/8/2019

City: El Cajon
Project #: CA19_4056_001

DAILY TOTALS	NB	SB	EB	WB	Total
	0	0	5,113	4,983	10,096

AM Period	NB	SB	EB		WB		TOTAL		PM Period	NB	SB	EB		WB		TOTAL	
00:00			9		37		46		12:00			62		49		111	
00:15			15		36		51		12:15			74		64		138	
00:30			16		34		50		12:30			83		66		149	
00:45			13	53	28	135	41	188	12:45			77	296	67	246	144	542
01:00			19		31		50		13:00			83		58		141	
01:15			17		19		36		13:15			69		77		146	
01:30			13		21		34		13:30			85		77		162	
01:45			12	61	25	96	37	157	13:45			64	301	86	298	150	599
02:00			8		24		32		14:00			67		91		158	
02:15			8		13		21		14:15			83		84		167	
02:30			11		16		27		14:30			88		101		189	
02:45			16	43	17	70	33	113	14:45			102	340	96	372	198	712
03:00			5		15		20		15:00			81		119		200	
03:15			9		11		20		15:15			78		107		185	
03:30			8		14		22		15:30			92		88		180	
03:45			12	34	24	64	36	98	15:45			84	335	88	402	172	737
04:00			2		19		21		16:00			82		79		161	
04:15			7		18		25		16:15			93		93		186	
04:30			10		22		32		16:30			86		104		190	
04:45			12	31	23	82	35	113	16:45			103	364	115	391	218	755
05:00			22		22		44		17:00			104		109		213	
05:15			32		29		61		17:15			81		89		170	
05:30			66		28		94		17:30			115		78		193	
05:45			43	163	30	109	73	272	17:45			85	385	72	348	157	733
06:00			45		28		73		18:00			79		83		162	
06:15			60		27		87		18:15			85		64		149	
06:30			61		53		114		18:30			72		49		121	
06:45			55	221	55	163	110	384	18:45			58	294	43	239	101	533
07:00			44		51		95		19:00			71		43		114	
07:15			50		49		99		19:15			75		47		122	
07:30			62		58		120		19:30			49		58		107	
07:45			49	205	43	201	92	406	19:45			66	261	51	199	117	460
08:00			72		33		105		20:00			59		40		99	
08:15			52		47		99		20:15			56		43		99	
08:30			54		49		103		20:30			46		42		88	
08:45			84	262	49	178	133	440	20:45			57	218	41	166	98	384
09:00			76		54		130		21:00			48		43		91	
09:15			61		37		98		21:15			70		40		110	
09:30			84		64		148		21:30			43		32		75	
09:45			58	279	46	201	104	480	21:45			53	214	45	160	98	374
10:00			58		40		98		22:00			35		53		88	
10:15			48		58		106		22:15			29		52		81	
10:30			63		54		117		22:30			39		52		91	
10:45			59	228	54	206	113	434	22:45			34	137	58	215	92	352
11:00			59		58		117		23:00			25		51		76	
11:15			64		62		126		23:15			32		47		79	
11:30			87		61		148		23:30			24		59		83	
11:45			72	282	64	245	136	527	23:45			25	106	40	197	65	303
TOTALS				1862		1750		**3612**	**TOTALS**				3251		3233		**6484**
SPLIT %				51.6%		48.4%		**35.8%**	**SPLIT %**				50.1%		49.9%		**64.2%**

DAILY TOTALS	NB	SB	EB	WB	Total
	0	0	5,113	4,983	10,096

AM Peak Hour			08:45	11:00	**11:45**	**PM Peak Hour**			16:45	14:30	**16:15**
AM Pk Volume			305	245	**534**	**PM Pk Volume**			403	423	**807**
Pk Hr Factor			0.908	0.957	**0.896**	**Pk Hr Factor**			0.876	0.889	**0.925**
7 - 9 Volume	0	0	467	379	**846**	**4 - 6 Volume**	0	0	749	739	**1488**
7 - 9 Peak Hour			08:00	07:00	**08:00**	**4 - 6 Peak Hour**			16:45	16:15	**16:15**
7 - 9 Pk Volume	0	0	262	201	**440**	**4 - 6 Pk Volume**	0	0	403	421	**807**
Pk Hr Factor	0.000	0.000	0.780	0.866	**0.827**	**Pk Hr Factor**	0.000	0.000	0.876	0.915	**0.925**

Prepared by NDS/ATD

VOLUME

Dehesa Rd W/O Willow Glen Dr

Day: Saturday
Date: 2/9/2019

City: El Cajon
Project #: CA19_4056_001

DAILY TOTALS	NB	SB	EB	WB	Total
	0	0	4,434	4,364	8,798

AM Period	NB	SB	EB		WB		TOTAL		PM Period	NB	SB	EB		WB		TOTAL	
00:00			26		25		51		12:00			52		67		119	
00:15			21		45		66		12:15			60		45		105	
00:30			15		37		52		12:30			48		63		111	
00:45			16	78	33	140	49	218	12:45			67	227	50	225	117	452
01:00			27		34		61		13:00			68		70		138	
01:15			11		35		46		13:15			68		58		126	
01:30			16		32		48		13:30			72		59		131	
01:45			13	67	27	128	40	195	13:45			56	264	66	253	122	517
02:00			8		40		48		14:00			70		82		152	
02:15			16		33		49		14:15			91		58		149	
02:30			9		33		42		14:30			86		85		171	
02:45			4	37	20	126	24	163	14:45			70	317	87	312	157	629
03:00			4		20		24		15:00			87		62		149	
03:15			4		19		23		15:15			76		66		142	
03:30			4		26		30		15:30			67		62		129	
03:45			7	19	14	79	21	98	15:45			79	309	73	263	152	572
04:00			5		14		19		16:00			81		63		144	
04:15			8		16		24		16:15			62		66		128	
04:30			16		31		47		16:30			64		102		166	
04:45			11	40	14	75	25	115	16:45			65	272	70	301	135	573
05:00			20		21		41		17:00			92		71		163	
05:15			34		24		58		17:15			82		73		155	
05:30			49		16		65		17:30			81		84		165	
05:45			34	137	20	81	54	218	17:45			66	321	69	297	135	618
06:00			48		31		79		18:00			56		47		103	
06:15			31		31		62		18:15			68		42		110	
06:30			50		27		77		18:30			58		51		109	
06:45			40	169	25	114	65	283	18:45			47	229	61	201	108	430
07:00			35		32		67		19:00			60		49		109	
07:15			32		27		59		19:15			62		47		109	
07:30			51		27		78		19:30			50		35		85	
07:45			48	166	37	123	85	289	19:45			56	228	34	165	90	393
08:00			42		45		87		20:00			36		44		80	
08:15			34		33		67		20:15			44		48		92	
08:30			50		50		100		20:30			35		51		86	
08:45			50	176	39	167	89	343	20:45			51	166	38	181	89	347
09:00			52		42		94		21:00			40		29		69	
09:15			60		63		123		21:15			56		31		87	
09:30			66		30		96		21:30			51		43		94	
09:45			63	241	39	174	102	415	21:45			54	201	37	140	91	341
10:00			41		47		88		22:00			44		40		84	
10:15			60		34		94		22:15			41		68		109	
10:30			71		43		114		22:30			46		65		111	
10:45			57	229	47	171	104	400	22:45			43	174	55	228	98	402
11:00			66		54		120		23:00			22		43		65	
11:15			62		47		109		23:15			39		57		96	
11:30			68		66		134		23:30			29		43		72	
11:45			52	248	47	214	99	462	23:45			29	119	63	206	92	325
TOTALS				1607		1592		**3199**	**TOTALS**				2827		2772		**5599**
SPLIT %				50.2%		49.8%		**36.4%**	**SPLIT %**				50.5%		49.5%		**63.6%**

DAILY TOTALS	NB	SB	EB	WB	Total
	0	0	4,434	4,364	8,798

AM Peak Hour			10:30	11:15	**10:45**	**PM Peak Hour**			14:15	16:30	**14:00**
AM Pk Volume			256	227	**467**	**PM Pk Volume**			334	316	**629**
Pk Hr Factor			0.901	0.847	**0.871**	**Pk Hr Factor**			0.918	0.775	**0.920**
7 - 9 Volume	0	0	342	290	**632**	**4 - 6 Volume**	0	0	593	598	**1191**
7 - 9 Peak Hour			08:00	08:00	**08:00**	**4 - 6 Peak Hour**			17:00	16:30	**16:30**
7 - 9 Pk Volume	0	0	176	167	**343**	**4 - 6 Pk Volume**	0	0	321	316	**619**
Pk Hr Factor	0.000	0.000	0.880	0.835	**0.858**	**Pk Hr Factor**	0.000	0.000	0.872	0.775	**0.932**

Prepared by NDS/ATD

VOLUME

Dehesa Rd W/O Willow Glen Dr

Day: Sunday
Date: 2/10/2019

City: El Cajon
Project #: CA19_4056_001

DAILY TOTALS	NB	SB	EB	WB	Total
	0	0	4,053	4,284	8,337

AM Period	NB	SB	EB		WB		TOTAL		PM Period	NB	SB	EB		WB		TOTAL	
00:00			20		43		63		12:00			93		58		151	
00:15			23		42		65		12:15			68		69		137	
00:30			12		54		66		12:30			80		42		122	
00:45			18	73	33	172	51	245	12:45			74	315	78	247	152	562
01:00			19		58		77		13:00			72		76		148	
01:15			16		40		56		13:15			86		66		152	
01:30			9		40		49		13:30			102		69		171	
01:45			10	54	37	175	47	229	13:45			68	328	80	291	148	619
02:00			10		35		45		14:00			75		73		148	
02:15			10		36		46		14:15			56		69		125	
02:30			20		26		46		14:30			68		81		149	
02:45			16	56	23	120	39	176	14:45			57	256	87	310	144	566
03:00			9		25		34		15:00			60		87		147	
03:15			9		20		29		15:15			78		62		140	
03:30			5		19		24		15:30			48		72		120	
03:45			5	28	27	91	32	119	15:45			65	251	78	299	143	550
04:00			4		24		28		16:00			63		64		127	
04:15			7		14		21		16:15			71		96		167	
04:30			9		16		25		16:30			57		59		116	
04:45			16	36	18	72	34	108	16:45			64	255	64	283	128	538
05:00			16		12		28		17:00			78		51		129	
05:15			28		22		50		17:15			71		69		140	
05:30			30		20		50		17:30			57		74		131	
05:45			23	97	15	69	38	166	17:45			50	256	52	246	102	502
06:00			24		13		37		18:00			62		56		118	
06:15			24		29		53		18:15			64		52		116	
06:30			38		20		58		18:30			48		47		95	
06:45			28	114	30	92	58	206	18:45			44	218	42	197	86	415
07:00			25		23		48		19:00			48		40		88	
07:15			47		29		76		19:15			56		42		98	
07:30			37		25		62		19:30			36		52		88	
07:45			38	147	24	101	62	248	19:45			34	174	43	177	77	351
08:00			33		26		59		20:00			44		38		82	
08:15			26		27		53		20:15			44		43		87	
08:30			44		30		74		20:30			42		37		79	
08:45			48	151	32	115	80	266	20:45			33	163	39	157	72	320
09:00			53		35		88		21:00			32		49		81	
09:15			45		36		81		21:15			40		39		79	
09:30			60		45		105		21:30			35		34		69	
09:45			57	215	54	170	111	385	21:45			31	138	44	166	75	304
10:00			57		37		94		22:00			31		47		78	
10:15			55		38		93		22:15			34		47		81	
10:30			55		47		102		22:30			32		57		89	
10:45			72	239	40	162	112	401	22:45			29	126	45	196	74	322
11:00			56		44		100		23:00			26		43		69	
11:15			87		55		142		23:15			20		42		62	
11:30			69		48		117		23:30			17		40		57	
11:45			75	287	64	211	139	498	23:45			13	76	40	165	53	241
TOTALS				1497		1550		**3047**	**TOTALS**				2556		2734		**5290**
SPLIT %				49.1%		50.9%		**36.5%**	**SPLIT %**				48.3%		51.7%		**63.5%**

DAILY TOTALS	NB	SB	EB	WB	Total
	0	0	4,053	4,284	8,337

AM Peak Hour			11:15	11:30	**11:15**	**PM Peak Hour**			12:45	14:15	**12:45**
AM Pk Volume			324	239	**549**	**PM Pk Volume**			334	324	**623**
Pk Hr Factor			0.871	0.866	**0.909**	**Pk Hr Factor**			0.819	0.931	**0.911**
7 - 9 Volume	0	0	298	216	**514**	**4 - 6 Volume**	0	0	511	529	**1040**
7 - 9 Peak Hour			07:15	08:00	**08:00**	**4 - 6 Peak Hour**			16:15	16:00	**16:15**
7 - 9 Pk Volume	0	0	155	115	**266**	**4 - 6 Pk Volume**	0	0	270	283	**540**
Pk Hr Factor	0.000	0.000	0.824	0.898	**0.831**	**Pk Hr Factor**	0.000	0.000	0.865	0.737	**0.808**

Prepared by NDS/ATD

VOLUME

Dehesa Rd W/O Willow Glen Dr

Day: Monday
Date: 2/11/2019

City: El Cajon
Project #: CA19_4056_001

DAILY TOTALS	NB	SB	EB	WB	Total
	0	0	4,945	4,952	9,897

AM Period	NB	SB	EB		WB		TOTAL		PM Period	NB	SB	EB		WB		TOTAL	
00:00			11		33		44		12:00			58		70		128	
00:15			18		49		67		12:15			73		62		135	
00:30			10		31		41		12:30			85		62		147	
00:45			10	49	22	135	32	184	12:45			95	311	63	257	158	568
01:00			16		26		42		13:00			66		78		144	
01:15			10		28		38		13:15			84		76		160	
01:30			7		26		33		13:30			63		90		153	
01:45			11	44	26	106	37	150	13:45			64	277	76	320	140	597
02:00			9		17		26		14:00			86		88		174	
02:15			6		21		27		14:15			97		83		180	
02:30			3		18		21		14:30			95		79		174	
02:45			5	23	20	76	25	99	14:45			95	373	123	373	218	746
03:00			5		14		19		15:00			104		124		228	
03:15			2		14		16		15:15			94		80		174	
03:30			11		12		23		15:30			90		107		197	
03:45			6	24	17	57	23	81	15:45			77	365	95	406	172	771
04:00			6		14		20		16:00			74		81		155	
04:15			5		13		18		16:15			94		122		216	
04:30			15		19		34		16:30			74		117		191	
04:45			21	47	22	68	43	115	16:45			81	323	126	446	207	769
05:00			34		22		56		17:00			84		69		153	
05:15			49		25		74		17:15			93		100		193	
05:30			50		30		80		17:30			75		83		158	
05:45			54	187	24	101	78	288	17:45			71	323	65	317	136	640
06:00			52		23		75		18:00			68		61		129	
06:15			54		39		93		18:15			81		59		140	
06:30			60		37		97		18:30			61		67		128	
06:45			57	223	39	138	96	361	18:45			73	283	42	229	115	512
07:00			52		47		99		19:00			56		41		97	
07:15			63		47		110		19:15			69		51		120	
07:30			84		47		131		19:30			57		38		95	
07:45			70	269	68	209	138	478	19:45			61	243	46	176	107	419
08:00			66		52		118		20:00			33		46		79	
08:15			60		58		118		20:15			51		41		92	
08:30			69		73		142		20:30			27		48		75	
08:45			70	265	37	220	107	485	20:45			36	147	28	163	64	310
09:00			73		47		120		21:00			32		33		65	
09:15			65		57		122		21:15			34		47		81	
09:30			68		30		98		21:30			36		41		77	
09:45			72	278	57	191	129	469	21:45			30	132	53	174	83	306
10:00			67		52		119		22:00			24		51		75	
10:15			76		47		123		22:15			35		39		74	
10:30			72		39		111		22:30			36		49		85	
10:45			56	271	44	182	100	453	22:45			16	111	33	172	49	283
11:00			75		69		144		23:00			20		41		61	
11:15			92		52		144		23:15			17		51		68	
11:30			72		63		135		23:30			28		31		59	
11:45			60	299	86	270	146	569	23:45			13	78	43	166	56	244
TOTALS				1979		1753		**3732**	**TOTALS**				2966		3199		**6165**
SPLIT %				53.0%		47.0%		**37.7%**	**SPLIT %**				48.1%		51.9%		**62.3%**

DAILY TOTALS	NB	SB	EB	WB	Total
	0	0	4,945	4,952	9,897

AM Peak Hour			11:00	11:30	**11:00**	**PM Peak Hour**			14:15	16:00	**14:45**
AM Pk Volume			299	281	**569**	**PM Pk Volume**			391	446	**817**
Pk Hr Factor			0.813	0.817	**0.974**	**Pk Hr Factor**			0.940	0.885	**0.896**
7 - 9 Volume	0	0	534	429	**963**	**4 - 6 Volume**	0	0	646	763	**1409**
7 - 9 Peak Hour			07:15	07:45	**07:45**	**4 - 6 Peak Hour**			16:15	16:00	**16:00**
7 - 9 Pk Volume	0	0	283	251	**516**	**4 - 6 Pk Volume**	0	0	333	446	**769**
Pk Hr Factor	0.000	0.000	0.842	0.860	**0.908**	**Pk Hr Factor**	0.000	0.000	0.886	0.885	**0.890**

Prepared by NDS/ATD

VOLUME

Dehesa Rd W/O Willow Glen Dr

Day: Tuesday
Date: 2/12/2019

City: El Cajon
Project #: CA19_4056_001

DAILY TOTALS	NB	SB	EB	WB	Total
	0	0	4,516	4,471	8,987

AM Period	NB	SB	EB		WB		TOTAL		PM Period	NB	SB	EB		WB		TOTAL	
00:00			15		23		38		12:00			59		67		126	
00:15			14		33		47		12:15			77		45		122	
00:30			10		31		41		12:30			65		65		130	
00:45			9	48	21	108	30	156	12:45			53	254	55	232	108	486
01:00			9		21		30		13:00			71		62		133	
01:15			9		24		33		13:15			68		65		133	
01:30			10		15		25		13:30			63		57		120	
01:45			14	42	21	81	35	123	13:45			57	259	92	276	149	535
02:00			8		21		29		14:00			64		89		153	
02:15			8		14		22		14:15			67		57		124	
02:30			5		16		21		14:30			58		89		147	
02:45			4	25	9	60	13	85	14:45			110	299	83	318	193	617
03:00			2		10		12		15:00			70		126		196	
03:15			5		14		19		15:15			71		99		170	
03:30			4		11		15		15:30			72		83		155	
03:45			8	19	17	52	25	71	15:45			78	291	85	393	163	684
04:00			4		18		22		16:00			69		92		161	
04:15			6		13		19		16:15			91		112		203	
04:30			15		12		27		16:30			79		100		179	
04:45			11	36	22	65	33	101	16:45			77	316	93	397	170	713
05:00			24		27		51		17:00			68		63		131	
05:15			48		24		72		17:15			98		95		193	
05:30			60		29		89		17:30			70		102		172	
05:45			43	175	25	105	68	280	17:45			65	301	68	328	133	629
06:00			54		27		81		18:00			71		57		128	
06:15			60		46		106		18:15			60		45		105	
06:30			77		40		117		18:30			65		43		108	
06:45			57	248	54	167	111	415	18:45			63	259	33	178	96	437
07:00			51		53		104		19:00			58		32		90	
07:15			64		58		122		19:15			40		50		90	
07:30			65		66		131		19:30			50		43		93	
07:45			69	249	55	232	124	481	19:45			62	210	46	171	108	381
08:00			75		51		126		20:00			53		30		83	
08:15			77		48		125		20:15			38		33		71	
08:30			73		51		124		20:30			28		37		65	
08:45			74	299	54	204	128	503	20:45			39	158	34	134	73	292
09:00			60		43		103		21:00			35		24		59	
09:15			61		41		102		21:15			44		34		78	
09:30			58		59		117		21:30			36		29		65	
09:45			51	230	29	172	80	402	21:45			27	142	42	129	69	271
10:00			65		25		90		22:00			20		42		62	
10:15			57		53		110		22:15			28		32		60	
10:30			49		47		96		22:30			28		37		65	
10:45			63	234	46	171	109	405	22:45			22	98	39	150	61	248
11:00			66		49		115		23:00			26		27		53	
11:15			48		60		108		23:15			15		31		46	
11:30			59		73		132		23:30			28		29		57	
11:45			65	238	56	238	121	476	23:45			17	86	23	110	40	196
TOTALS				1843		1655		3498	TOTALS				2673		2816		5489
SPLIT %				52.7%		47.3%		38.9%	SPLIT %				48.7%		51.3%		61.1%

DAILY TOTALS	NB	SB	EB	WB	Total
	0	0	4,516	4,471	8,987

AM Peak Hour			08:00	11:15	07:30	PM Peak Hour			14:45	14:30	14:45
AM Pk Volume			299	256	506	PM Pk Volume			323	397	714
Pk Hr Factor			0.971	0.877	0.966	Pk Hr Factor			0.734	0.788	0.911
7 - 9 Volume	0	0	548	436	984	4 - 6 Volume	0	0	617	725	1342
7 - 9 Peak Hour			08:00	07:00	07:30	4 - 6 Peak Hour			16:30	16:00	16:00
7 - 9 Pk Volume	0	0	299	232	506	4 - 6 Pk Volume	0	0	322	397	713
Pk Hr Factor	0.000	0.000	0.971	0.879	0.966	Pk Hr Factor	0.000	0.000	0.821	0.886	0.878

Prepared by NDS/ATD

VOLUME

Dehesa Rd W/O Willow Glen Dr

Day: Wednesday
Date: 2/13/2019

City: El Cajon
Project #: CA19_4056_001

DAILY TOTALS	NB	SB	EB	WB	Total
	0	0	4,537	4,540	9,077

AM Period	NB	SB	EB		WB		TOTAL		PM Period	NB	SB	EB		WB		TOTAL	
00:00			12		30		42		12:00			63		59		122	
00:15			13		20		33		12:15			62		66		128	
00:30			8		35		43		12:30			73		84		157	
00:45			10	43	26	111	36	154	12:45			75	273	63	272	138	545
01:00			15		19		34		13:00			88		82		170	
01:15			6		24		30		13:15			87		79		166	
01:30			6		19		25		13:30			75		74		149	
01:45			8	35	18	80	26	115	13:45			68	318	78	313	146	631
02:00			7		20		27		14:00			51		93		144	
02:15			5		13		18		14:15			72		77		149	
02:30			9		14		23		14:30			81		82		163	
02:45			4	25	13	60	17	85	14:45			81	285	104	356	185	641
03:00			3		14		17		15:00			79		83		162	
03:15			1		14		15		15:15			66		78		144	
03:30			13		17		30		15:30			67		72		139	
03:45			11	28	12	57	23	85	15:45			66	278	89	322	155	600
04:00			1		16		17		16:00			59		95		154	
04:15			3		14		17		16:15			53		90		143	
04:30			14		19		33		16:30			60		93		153	
04:45			23	41	14	63	37	104	16:45			61	233	79	357	140	590
05:00			23		22		45		17:00			77		59		136	
05:15			52		19		71		17:15			76		69		145	
05:30			71		27		98		17:30			80		69		149	
05:45			50	196	28	96	78	292	17:45			76	309	66	263	142	572
06:00			51		43		94		18:00			62		50		112	
06:15			61		40		101		18:15			67		38		105	
06:30			93		53		146		18:30			55		40		95	
06:45			60	265	53	189	113	454	18:45			57	241	39	167	96	408
07:00			60		47		107		19:00			49		36		85	
07:15			70		65		135		19:15			69		42		111	
07:30			75		72		147		19:30			54		30		84	
07:45			72	277	45	229	117	506	19:45			40	212	35	143	75	355
08:00			88		44		132		20:00			39		42		81	
08:15			69		67		136		20:15			48		32		80	
08:30			67		37		104		20:30			46		32		78	
08:45			73	297	50	198	123	495	20:45			44	177	31	137	75	314
09:00			56		54		110		21:00			31		31		62	
09:15			56		41		97		21:15			46		49		95	
09:30			51		42		93		21:30			29		59		88	
09:45			61	224	51	188	112	412	21:45			35	141	52	191	87	332
10:00			39		59		98		22:00			44		49		93	
10:15			53		53		106		22:15			24		47		71	
10:30			60		58		118		22:30			21		49		70	
10:45			53	205	44	214	97	419	22:45			20	109	43	188	63	297
11:00			73		57		130		23:00			18		28		46	
11:15			59		52		111		23:15			17		27		44	
11:30			62		61		123		23:30			26		35		61	
11:45			56	250	59	229	115	479	23:45			14	75	27	117	41	192
TOTALS				1886		1714		3600	TOTALS				2651		2826		5477
SPLIT %				52.4%		47.6%		39.7%	SPLIT %				48.4%		51.6%		60.3%

DAILY TOTALS	NB	SB	EB	WB	Total
	0	0	4,537	4,540	9,077

AM Peak Hour			07:15	11:45	07:30	PM Peak Hour			12:45	15:45	14:15
AM Pk Volume			305	268	532	PM Pk Volume			325	367	659
Pk Hr Factor			0.866	0.798	0.905	Pk Hr Factor			0.923	0.966	0.891
7 - 9 Volume	0	0	574	427	1001	4 - 6 Volume	0	0	542	620	1162
7 - 9 Peak Hour			07:15	07:00	07:30	4 - 6 Peak Hour			17:00	16:00	16:00
7 - 9 Pk Volume	0	0	305	229	532	4 - 6 Pk Volume	0	0	309	357	590
Pk Hr Factor	0.000	0.000	0.866	0.795	0.905	Pk Hr Factor	0.000	0.000	0.966	0.939	0.958

Prepared by NDS/ATD

VOLUME

Dehesa Rd W/O Willow Glen Dr

Day: Thursday
Date: 2/14/2019

City: El Cajon
Project #: CA19_4056_001

DAILY TOTALS	NB	SB	EB	WB	Total
	0	0	3,960	3,896	7,856

AM Period	NB	SB	EB		WB		TOTAL		PM Period	NB	SB	EB		WB		TOTAL	
00:00			11		25		36		12:00			38		53		91	
00:15			16		25		41		12:15			52		36		88	
00:30			15		32		47		12:30			52		57		109	
00:45			9	51	19	101	28	152	12:45			41	183	57	203	98	386
01:00			8		24		32		13:00			55		45		100	
01:15			7		16		23		13:15			48		69		117	
01:30			7		20		27		13:30			54		51		105	
01:45			6	28	18	78	24	106	13:45			44	201	45	210	89	411
02:00			12		18		30		14:00			44		45		89	
02:15			8		16		24		14:15			47		54		101	
02:30			9		19		28		14:30			47		74		121	
02:45			4	33	21	74	25	107	14:45			63	201	73	246	136	447
03:00			6		8		14		15:00			71		66		137	
03:15			1		15		16		15:15			70		57		127	
03:30			6		12		18		15:30			75		57		132	
03:45			7	20	13	48	20	68	15:45			61	277	80	260	141	537
04:00			6		13		19		16:00			65		77		142	
04:15			5		21		26		16:15			67		75		142	
04:30			11		16		27		16:30			67		78		145	
04:45			16	38	19	69	35	107	16:45			73	272	63	293	136	565
05:00			22		25		47		17:00			76		56		132	
05:15			44		20		64		17:15			80		56		136	
05:30			57		26		83		17:30			71		46		117	
05:45			43	166	33	104	76	270	17:45			77	304	51	209	128	513
06:00			52		20		72		18:00			86		53		139	
06:15			53		34		87		18:15			81		40		121	
06:30			55		49		104		18:30			57		42		99	
06:45			46	206	51	154	97	360	18:45			36	260	34	169	70	429
07:00			36		56		92		19:00			48		37		85	
07:15			40		41		81		19:15			59		47		106	
07:30			55		76		131		19:30			58		36		94	
07:45			52	183	62	235	114	418	19:45			45	210	34	154	79	364
08:00			58		38		96		20:00			38		36		74	
08:15			55		42		97		20:15			43		45		88	
08:30			58		45		103		20:30			51		26		77	
08:45			61	232	48	173	109	405	20:45			50	182	41	148	91	330
09:00			49		43		92		21:00			36		32		68	
09:15			50		33		83		21:15			42		42		84	
09:30			41		41		82		21:30			28		32		60	
09:45			45	185	41	158	86	343	21:45			31	137	42	148	73	285
10:00			42		34		76		22:00			45		51		96	
10:15			45		31		76		22:15			21		39		60	
10:30			49		36		85		22:30			39		53		92	
10:45			57	193	42	143	99	336	22:45			19	124	45	188	64	312
11:00			45		46		91		23:00			16		33		49	
11:15			56		47		103		23:15			24		43		67	
11:30			42		42		84		23:30			30		33		63	
11:45			42	185	45	180	87	365	23:45			19	89	42	151	61	240
TOTALS				1520		1517		**3037**	**TOTALS**				2440		2379		**4819**
SPLIT %				50.0%		50.0%		**38.7%**	**SPLIT %**				50.6%		49.4%		**61.3%**

DAILY TOTALS	NB	SB	EB	WB	Total
	0	0	3,960	3,896	7,856

AM Peak Hour			08:00	07:00	**07:30**	**PM Peak Hour**			17:30	15:45	**15:45**
AM Pk Volume			232	235	**438**	**PM Pk Volume**			315	310	**570**
Pk Hr Factor			0.951	0.773	**0.836**	**Pk Hr Factor**			0.916	0.969	**0.983**
7 - 9 Volume	0	0	415	408	**823**	**4 - 6 Volume**	0	0	576	502	**1078**
7 - 9 Peak Hour			08:00	07:00	**07:30**	**4 - 6 Peak Hour**			17:00	16:00	**16:00**
7 - 9 Pk Volume	0	0	232	235	**438**	**4 - 6 Pk Volume**	0	0	304	293	**565**
Pk Hr Factor	0.000	0.000	0.951	0.773	**0.836**	**Pk Hr Factor**	0.000	0.000	0.950	0.939	**0.974**

Prepared by NDS/ATD

VOLUME

Willow Glen Dr S/O Dehesa Rd

Day: Friday
Date: 2/8/2019

City: El Cajon
Project #: CA19_4056_002

DAILY TOTALS	NB	SB	EB	WB	Total
	4,673	4,614	0	0	9,287

AM Period	NB		SB		EB	WB	TOTAL		PM Period	NB		SB		EB	WB	TOTAL	
00:00	12		36				48		12:00	56		55				111	
00:15	17		45				62		12:15	59		55				114	
00:30	16		40				56		12:30	65		65				130	
00:45	14	59	33	154			47	213	12:45	69	249	51	226			120	475
01:00	12		29				41		13:00	69		53				122	
01:15	10		23				33		13:15	81		51				132	
01:30	7		22				29		13:30	72		69				141	
01:45	10	39	33	107			43	146	13:45	72	294	71	244			143	538
02:00	9		29				38		14:00	68		68				136	
02:15	15		34				49		14:15	57		86				143	
02:30	3		17				20		14:30	86		87				173	
02:45	9	36	20	100			29	136	14:45	67	278	98	339			165	617
03:00	7		18				25		15:00	92		95				187	
03:15	1		18				19		15:15	92		109				201	
03:30	5		15				20		15:30	74		96				170	
03:45	5	18	20	71			25	89	15:45	77	335	101	401			178	736
04:00	6		19				25		16:00	80		91				171	
04:15	10		20				30		16:15	101		88				189	
04:30	8		16				24		16:30	89		87				176	
04:45	22	46	20	75			42	121	16:45	100	370	114	380			214	750
05:00	19		17				36		17:00	94		73				167	
05:15	35		15				50		17:15	81		88				169	
05:30	35		24				59		17:30	89		74				163	
05:45	49	138	14	70			63	208	17:45	89	353	65	300			154	653
06:00	52		17				69		18:00	97		52				149	
06:15	30		19				49		18:15	87		60				147	
06:30	56		47				103		18:30	79		31				110	
06:45	44	182	55	138			99	320	18:45	78	341	71	214			149	555
07:00	45		57				102		19:00	53		61				114	
07:15	51		36				87		19:15	68		46				114	
07:30	66		27				93		19:30	50		50				100	
07:45	48	210	30	150			78	360	19:45	66	237	45	202			111	439
08:00	40		39				79		20:00	66		49				115	
08:15	51		40				91		20:15	45		38				83	
08:30	39		36				75		20:30	47		55				102	
08:45	49	179	38	153			87	332	20:45	42	200	43	185			85	385
09:00	53		27				80		21:00	35		55				90	
09:15	70		32				102		21:15	45		53				98	
09:30	63		35				98		21:30	51		39				90	
09:45	56	242	33	127			89	369	21:45	47	178	47	194			94	372
10:00	53		35				88		22:00	17		65				82	
10:15	62		26				88		22:15	36		68				104	
10:30	53		34				87		22:30	36		61				97	
10:45	59	227	36	131			95	358	22:45	37	126	59	253			96	379
11:00	50		41				91		23:00	24		48				72	
11:15	56		39				95		23:15	27		66				93	
11:30	65		46				111		23:30	31		61				92	
11:45	61	232	39	165			100	397	23:45	22	104	60	235			82	339
TOTALS		1608		1441				**3049**	**TOTALS**		3065		3173				**6238**
SPLIT %		52.7%		47.3%				**32.8%**	**SPLIT %**		49.1%		50.9%				**67.2%**

DAILY TOTALS	NB	SB	EB	WB	Total
	4,673	4,614	0	0	9,287

AM Peak Hour	09:00	11:45				**11:45**	**PM Peak Hour**	16:15	15:00				**16:00**
AM Pk Volume	242	214				**455**	**PM Pk Volume**	384	401				**750**
Pk Hr Factor	0.864	0.823				**0.875**	**Pk Hr Factor**	0.950	0.920				**0.876**
7 - 9 Volume	389	303	0	0		**692**	**4 - 6 Volume**	723	680	0	0		**1403**
7 - 9 Peak Hour	07:00	08:00				**07:00**	**4 - 6 Peak Hour**	16:15	16:00				**16:00**
7 - 9 Pk Volume	210	153	0	0		**360**	**4 - 6 Pk Volume**	384	380	0	0		**750**
Pk Hr Factor	0.795	0.956	0.000	0.000		**0.882**	**Pk Hr Factor**	0.950	0.833	0.000	0.000		**0.876**

Prepared by NDS/ATD

VOLUME

Willow Glen Dr S/O Dehesa Rd

Day: Saturday
Date: 2/9/2019

City: El Cajon
Project #: CA19_4056_002

DAILY TOTALS	NB	SB	EB	WB	Total
	4,286	4,400	0	0	8,686

AM Period	NB		SB		EB	WB	TOTAL		PM Period	NB		SB		EB	WB	TOTAL	
00:00	25		64				89		12:00	57		55				112	
00:15	16		66				82		12:15	64		49				113	
00:30	14		44				58		12:30	72		34				106	
00:45	18	73	49	223			67	296	12:45	63	256	46	184			109	440
01:00	12		46				58		13:00	72		57				129	
01:15	9		36				45		13:15	61		52				113	
01:30	14		35				49		13:30	70		47				117	
01:45	15	50	39	156			54	206	13:45	49	252	63	219			112	471
02:00	14		35				49		14:00	70		47				117	
02:15	7		34				41		14:15	64		67				131	
02:30	9		39				48		14:30	94		70				164	
02:45	9	39	26	134			35	173	14:45	81	309	88	272			169	581
03:00	5		23				28		15:00	66		75				141	
03:15	8		16				24		15:15	78		56				134	
03:30	9		31				40		15:30	84		79				163	
03:45	7	29	27	97			34	126	15:45	61	289	88	298			149	587
04:00	3		23				26		16:00	60		67				127	
04:15	10		22				32		16:15	89		69				158	
04:30	15		28				43		16:30	82		66				148	
04:45	11	39	21	94			32	133	16:45	87	318	76	278			163	596
05:00	21		29				50		17:00	78		76				154	
05:15	38		18				56		17:15	81		62				143	
05:30	43		22				65		17:30	102		51				153	
05:45	38	140	20	89			58	229	17:45	85	346	61	250			146	596
06:00	37		11				48		18:00	69		58				127	
06:15	25		18				43		18:15	82		53				135	
06:30	36		16				52		18:30	66		57				123	
06:45	28	126	33	78			61	204	18:45	66	283	68	236			134	519
07:00	29		18				47		19:00	49		54				103	
07:15	30		25				55		19:15	54		52				106	
07:30	41		26				67		19:30	56		57				113	
07:45	28	128	31	100			59	228	19:45	39	198	52	215			91	413
08:00	38		33				71		20:00	39		48				87	
08:15	38		32				70		20:15	44		40				84	
08:30	34		36				70		20:30	39		45				84	
08:45	43	153	24	125			67	278	20:45	44	166	44	177			88	343
09:00	57		28				85		21:00	36		44				80	
09:15	65		37				102		21:15	36		44				80	
09:30	48		34				82		21:30	42		51				93	
09:45	56	226	44	143			100	369	21:45	36	150	54	193			90	343
10:00	49		33				82		22:00	48		42				90	
10:15	42		33				75		22:15	32		101				133	
10:30	57		50				107		22:30	48		75				123	
10:45	54	202	37	153			91	355	22:45	36	164	51	269			87	433
11:00	59		39				98		23:00	30		62				92	
11:15	57		51				108		23:15	29		60				89	
11:30	57		44				101		23:30	33		59				92	
11:45	61	234	50	184			111	418	23:45	24	116	52	233			76	349
TOTALS		1439		1576				3015	TOTALS		2847		2824				5671
SPLIT %		47.7%		52.3%				34.7%	SPLIT %		50.2%		49.8%				65.3%

DAILY TOTALS	NB	SB	EB	WB	Total
	4,286	4,400	0	0	8,686

AM Peak Hour	11:45					11:45	PM Peak Hour	16:45	15:30				16:15
AM Pk Volume	254	223				442	PM Pk Volume	348	303				623
Pk Hr Factor	0.882	0.845				0.978	Pk Hr Factor	0.853	0.861				0.956
7 - 9 Volume	281	225	0	0		506	4 - 6 Volume	664	528	0	0		1192
7 - 9 Peak Hour	08:00	07:45				08:00	4 - 6 Peak Hour	16:45	16:15				16:15
7 - 9 Pk Volume	153	132	0	0		278	4 - 6 Pk Volume	348	287	0	0		623
Pk Hr Factor	0.890	0.917	0.000	0.000		0.979	Pk Hr Factor	0.853	0.944	0.000	0.000		0.956

Prepared by NDS/ATD

VOLUME

Willow Glen Dr S/O Dehesa Rd

Day: Sunday
Date: 2/10/2019

City: El Cajon
Project #: CA19_4056_002

DAILY TOTALS	NB	SB	EB	WB	Total
	3,847	4,032	0	0	7,879

AM Period	NB		SB		EB	WB	TOTAL		PM Period	NB		SB		EB	WB	TOTAL	
00:00	20		53				73		12:00	63		58				121	
00:15	13		49				62		12:15	80		40				120	
00:30	21		44				65		12:30	80		41				121	
00:45	11	65	47	193			58	258	12:45	75	298	40	179			115	477
01:00	16		51				67		13:00	72		45				117	
01:15	14		36				50		13:15	86		54				140	
01:30	14		38				52		13:30	98		59				157	
01:45	6	50	42	167			48	217	13:45	63	319	69	227			132	546
02:00	11		33				44		14:00	77		51				128	
02:15	11		33				44		14:15	66		48				114	
02:30	11		35				46		14:30	96		71				167	
02:45	8	41	32	133			40	174	14:45	58	297	60	230			118	527
03:00	8		23				31		15:00	66		79				145	
03:15	10		28				38		15:15	64		58				122	
03:30	6		29				35		15:30	60		65				125	
03:45	4	28	23	103			27	131	15:45	77	267	55	257			132	524
04:00	5		21				26		16:00	82		67				149	
04:15	7		19				26		16:15	75		76				151	
04:30	10		18				28		16:30	64		67				131	
04:45	13	35	13	71			26	106	16:45	90	311	59	269			149	580
05:00	8		18				26		17:00	77		59				136	
05:15	23		39				62		17:15	82		67				149	
05:30	24		21				45		17:30	80		61				141	
05:45	17	72	21	99			38	171	17:45	65	304	50	237			115	541
06:00	18		13				31		18:00	55		52				107	
06:15	19		20				39		18:15	49		56				105	
06:30	29		20				49		18:30	55		57				112	
06:45	34	100	19	72			53	172	18:45	41	200	51	216			92	416
07:00	17		22				39		19:00	46		50				96	
07:15	32		19				51		19:15	35		45				80	
07:30	31		20				51		19:30	41		46				87	
07:45	23	103	12	73			35	176	19:45	26	148	44	185			70	333
08:00	38		31				69		20:00	26		39				65	
08:15	33		21				54		20:15	33		59				92	
08:30	45		28				73		20:30	38		54				92	
08:45	35	151	27	107			62	258	20:45	30	127	46	198			76	325
09:00	46		23				69		21:00	24		47				71	
09:15	42		33				75		21:15	23		41				64	
09:30	61		35				96		21:30	24		35				59	
09:45	56	205	32	123			88	328	21:45	14	85	73	196			87	281
10:00	49		32				81		22:00	25		57				82	
10:15	49		31				80		22:15	17		56				73	
10:30	64		39				103		22:30	26		50				76	
10:45	71	233	42	144			113	377	22:45	17	85	56	219			73	304
11:00	59		26				85		23:00	18		45				63	
11:15	69		42				111		23:15	23		47				70	
11:30	67		51				118		23:30	13		36				49	
11:45	66	261	38	157			104	418	23:45	8	62	49	177			57	239
TOTALS		1344		1442				**2786**	**TOTALS**		2503		2590				**5093**
SPLIT %		48.2%		51.8%				**35.4%**	**SPLIT %**		49.1%		50.9%				**64.6%**

DAILY TOTALS	NB	SB	EB	WB	Total
	3,847	4,032	0	0	7,879

AM Peak Hour	11:45					**11:45**	**PM Peak Hour**	12:45	16:00				**16:00**
AM Pk Volume	289	193				**466**	**PM Pk Volume**	331	269				**580**
Pk Hr Factor	0.903	0.910				**0.963**	**Pk Hr Factor**	0.844	0.885				**0.960**
7 - 9 Volume	254	180	0	0		**434**	**4 - 6 Volume**	615	506	0	0		**1121**
7 - 9 Peak Hour	08:00	08:00				**08:00**	**4 - 6 Peak Hour**	16:45	16:00				**16:00**
7 - 9 Pk Volume	151	107	0	0		**258**	**4 - 6 Pk Volume**	329	269	0	0		**580**
Pk Hr Factor	0.839	0.863	0.000	0.000		**0.884**	**Pk Hr Factor**	0.914	0.885	0.000	0.000		**0.960**

Prepared by NDS/ATD

VOLUME

Willow Glen Dr S/O Dehesa Rd

Day: Monday
Date: 2/11/2019

City: El Cajon
Project #: CA19_4056_002

DAILY TOTALS	NB	SB	EB	WB	Total
	4,539	4,573	0	0	9,112

AM Period	NB		SB		EB	WB	TOTAL		PM Period	NB		SB		EB	WB	TOTAL	
00:00	16		47				63		12:00	58		39				97	
00:15	10		24				34		12:15	67		48				115	
00:30	4		29				33		12:30	65		59				124	
00:45	16	46	37	137			53	183	12:45	70	260	65	211			135	471
01:00	10		27				37		13:00	73		53				126	
01:15	8		31				39		13:15	81		79				160	
01:30	10		26				36		13:30	77		66				143	
01:45	6	34	18	102			24	136	13:45	63	294	60	258			123	552
02:00	10		21				31		14:00	63		83				146	
02:15	5		19				24		14:15	78		74				152	
02:30	14		15				29		14:30	86		83				169	
02:45	4	33	29	84			33	117	14:45	87	314	100	340			187	654
03:00	4		9				13		15:00	68		108				176	
03:15	7		12				19		15:15	72		116				188	
03:30	6		13				19		15:30	100		77				177	
03:45	5	22	13	47			18	69	15:45	82	322	87	388			169	710
04:00	7		10				17		16:00	74		77				151	
04:15	10		21				31		16:15	98		107				205	
04:30	10		15				25		16:30	92		94				186	
04:45	9	36	12	58			21	94	16:45	85	349	110	388			195	737
05:00	15		19				34		17:00	96		110				206	
05:15	29		18				47		17:15	87		94				181	
05:30	44		27				71		17:30	69		68				137	
05:45	50	138	13	77			63	215	17:45	106	358	64	336			170	694
06:00	43		26				69		18:00	61		76				137	
06:15	62		18				80		18:15	78		81				159	
06:30	58		22				80		18:30	72		46				118	
06:45	33	196	33	99			66	295	18:45	59	270	60	263			119	533
07:00	50		26				76		19:00	53		55				108	
07:15	51		43				94		19:15	41		69				110	
07:30	70		32				102		19:30	41		51				92	
07:45	66	237	43	144			109	381	19:45	36	171	39	214			75	385
08:00	49		43				92		20:00	41		46				87	
08:15	58		46				104		20:15	42		56				98	
08:30	43		40				83		20:30	36		41				77	
08:45	67	217	34	163			101	380	20:45	20	139	39	182			59	321
09:00	69		22				91		21:00	18		35				53	
09:15	76		39				115		21:15	35		44				79	
09:30	58		32				90		21:30	36		37				73	
09:45	93	296	35	128			128	424	21:45	20	109	84	200			104	309
10:00	68		45				113		22:00	21		67				88	
10:15	47		49				96		22:15	27		59				86	
10:30	68		34				102		22:30	27		39				66	
10:45	66	249	44	172			110	421	22:45	19	94	52	217			71	311
11:00	63		45				108		23:00	15		45				60	
11:15	77		49				126		23:15	21		42				63	
11:30	77		55				132		23:30	18		31				49	
11:45	71	288	51	200			122	488	23:45	13	67	47	165			60	232
TOTALS		1792		1411				3203	TOTALS		2747		3162				5909
SPLIT %		55.9%		44.1%				35.2%	SPLIT %		46.5%		53.5%				64.8%

DAILY TOTALS	NB	SB	EB	WB	Total
	4,539	4,573	0	0	9,112

AM Peak Hour	09:00	11:00				11:00	PM Peak Hour	16:15	16:15				16:15
AM Pk Volume	296	200				488	PM Pk Volume	371	421				792
Pk Hr Factor	0.796	0.909				0.924	Pk Hr Factor	0.946	0.957				0.961
7 - 9 Volume	454	307	0	0		761	4 - 6 Volume	707	724	0	0		1431
7 - 9 Peak Hour	07:30	07:45				07:30	4 - 6 Peak Hour	16:15	16:15				16:15
7 - 9 Pk Volume	243	172	0	0		407	4 - 6 Pk Volume	371	421	0	0		792
Pk Hr Factor	0.868	0.935	0.000	0.000		0.933	Pk Hr Factor	0.946	0.957	0.000	0.000		0.961

Prepared by NDS/ATD

VOLUME

Willow Glen Dr S/O Dehesa Rd

Day: Tuesday
Date: 2/12/2019

City: El Cajon
Project #: CA19_4056_002

DAILY TOTALS	NB	SB	EB	WB	Total
	4,054	4,097	0	0	8,151

AM Period	NB		SB		EB		WB		TOTAL		PM Period	NB		SB		EB		WB		TOTAL	
00:00	10		27						37		12:00	72		35						107	
00:15	7		34						41		12:15	52		56						108	
00:30	10		34						44		12:30	62		46						108	
00:45	9	36	40	135					49	171	12:45	52	238	47	184					99	422
01:00	4		28						32		13:00	46		53						99	
01:15	7		25						32		13:15	53		55						108	
01:30	11		28						39		13:30	59		61						120	
01:45	12	34	27	108					39	142	13:45	55	213	43	212					98	425
02:00	14		14						28		14:00	45		48						93	
02:15	11		14						25		14:15	61		54						115	
02:30	8		20						28		14:30	73		52						125	
02:45	4	37	15	63					19	100	14:45	64	243	75	229					139	472
03:00	5		15						20		15:00	64		106						170	
03:15	7		13						20		15:15	71		86						157	
03:30	6		12						18		15:30	86		92						178	
03:45	7	25	14	54					21	79	15:45	82	303	78	362					160	665
04:00	10		8						18		16:00	57		83						140	
04:15	7		8						15		16:15	62		115						177	
04:30	8		13						21		16:30	96		109						205	
04:45	14	39	5	34					19	73	16:45	74	289	105	412					179	701
05:00	16		17						33		17:00	64		80						144	
05:15	33		27						60		17:15	84		85						169	
05:30	45		29						74		17:30	99		77						176	
05:45	59	153	17	90					76	243	17:45	70	317	66	308					136	625
06:00	45		20						65		18:00	76		49						125	
06:15	43		27						70		18:15	69		46						115	
06:30	65		48						113		18:30	60		43						103	
06:45	54	207	61	156					115	363	18:45	51	256	40	178					91	434
07:00	45		55						100		19:00	43		39						82	
07:15	52		48						100		19:15	48		43						91	
07:30	68		38						106		19:30	33		43						76	
07:45	64	229	46	187					110	416	19:45	32	156	46	171					78	327
08:00	50		42						92		20:00	31		32						63	
08:15	57		45						102		20:15	35		37						72	
08:30	69		33						102		20:30	39		31						70	
08:45	57	233	50	170					107	403	20:45	26	131	51	151					77	282
09:00	69		27						96		21:00	27		33						60	
09:15	77		39						116		21:15	27		49						76	
09:30	59		24						83		21:30	27		30						57	
09:45	49	254	27	117					76	371	21:45	32	113	58	170					90	283
10:00	38		32						70		22:00	21		43						64	
10:15	40		37						77		22:15	30		41						71	
10:30	51		32						83		22:30	28		34						62	
10:45	45	174	27	128					72	302	22:45	17	96	52	170					69	266
11:00	42		37						79		23:00	21		27						48	
11:15	47		39						86		23:15	27		39						66	
11:30	49		54						103		23:30	22		44						66	
11:45	52	190	41	171					93	361	23:45	18	88	27	137					45	225
TOTALS		1611		1413						3024	TOTALS		2443		2684						5127
SPLIT %		53.3%		46.7%						37.1%	SPLIT %		47.6%		52.4%						62.9%

DAILY TOTALS	NB	SB	EB	WB	Total
	4,054	4,097	0	0	8,151

AM Peak Hour	08:30	06:30			06:30	PM Peak Hour	17:15	16:00			16:15
AM Pk Volume	272	212			428	PM Pk Volume	329	412			705
Pk Hr Factor	0.883	0.869			0.930	Pk Hr Factor	0.831	0.896			0.860
7 - 9 Volume	462	357	0	0	819	4 - 6 Volume	606	720	0	0	1326
7 - 9 Peak Hour	07:45	07:00			07:00	4 - 6 Peak Hour	16:45	16:00			16:15
7 - 9 Pk Volume	240	187	0	0	416	4 - 6 Pk Volume	321	412	0	0	705
Pk Hr Factor	0.870	0.850	0.000	0.000	0.945	Pk Hr Factor	0.811	0.896	0.000	0.000	0.860

Prepared by NDS/ATD

VOLUME

Willow Glen Dr S/O Dehesa Rd

Day: Wednesday
Date: 2/13/2019

City: El Cajon
Project #: CA19_4056_002

DAILY TOTALS	NB	SB	EB	WB	Total
	3,895	3,905	0	0	7,800

AM Period	NB		SB		EB	WB	TOTAL		PM Period	NB		SB		EB	WB	TOTAL	
00:00	10		22				32		12:00	61		47				108	
00:15	7		35				42		12:15	52		49				101	
00:30	13		23				36		12:30	58		55				113	
00:45	14	44	30	110			44	154	12:45	50	221	45	196			95	417
01:00	10		17				27		13:00	79		71				150	
01:15	4		23				27		13:15	55		60				115	
01:30	8		20				28		13:30	69		69				138	
01:45	7	29	24	84			31	113	13:45	36	239	54	254			90	493
02:00	7		10				17		14:00	67		67				134	
02:15	6		30				36		14:15	48		56				104	
02:30	8		9				17		14:30	78		63				141	
02:45	9	30	12	61			21	91	14:45	52	245	83	269			135	514
03:00	4		14				18		15:00	82		75				157	
03:15	4		17				21		15:15	67		75				142	
03:30	10		16				26		15:30	77		62				139	
03:45	4	22	15	62			19	84	15:45	54	280	84	296			138	576
04:00	11		9				20		16:00	64		69				133	
04:15	7		7				14		16:15	59		77				136	
04:30	13		10				23		16:30	90		81				171	
04:45	14	45	12	38			26	83	16:45	70	283	88	315			158	598
05:00	21		8				29		17:00	43		76				119	
05:15	28		19				47		17:15	69		68				137	
05:30	47		29				76		17:30	72		71				143	
05:45	65	161	23	79			88	240	17:45	77	261	39	254			116	515
06:00	50		23				73		18:00	62		47				109	
06:15	58		25				83		18:15	53		47				100	
06:30	61		34				95		18:30	58		33				91	
06:45	48	217	34	116			82	333	18:45	46	219	31	158			77	377
07:00	49		34				83		19:00	54		32				86	
07:15	56		46				102		19:15	51		33				84	
07:30	73		45				118		19:30	28		26				54	
07:45	44	222	42	167			86	389	19:45	38	171	29	120			67	291
08:00	58		58				116		20:00	29		41				70	
08:15	55		54				109		20:15	33		34				67	
08:30	56		69				125		20:30	28		32				60	
08:45	60	229	51	232			111	461	20:45	30	120	24	131			54	251
09:00	62		39				101		21:00	34		31				65	
09:15	58		41				99		21:15	23		46				69	
09:30	45		32				77		21:30	18		58				76	
09:45	43	208	47	159			90	367	21:45	28	103	38	173			66	276
10:00	39		29				68		22:00	27		59				86	
10:15	39		41				80		22:15	16		43				59	
10:30	50		45				95		22:30	22		35				57	
10:45	47	175	35	150			82	325	22:45	16	81	50	187			66	268
11:00	61		46				107		23:00	27		36				63	
11:15	51		37				88		23:15	21		35				56	
11:30	46		43				89		23:30	23		28				51	
11:45	49	207	44	170			93	377	23:45	12	83	25	124			37	207
TOTALS		1589		1428				3017	TOTALS		2306		2477				4783
SPLIT %		52.7%		47.3%				38.7%	SPLIT %		48.2%		51.8%				61.3%

DAILY TOTALS	NB	SB	EB	WB	Total
	3,895	3,905	0	0	7,800

AM Peak Hour	08:30	08:00			08:00	PM Peak Hour	16:00	16:15			16:00
AM Pk Volume	236	232			461	PM Pk Volume	283	322			598
Pk Hr Factor	0.952	0.841			0.922	Pk Hr Factor	0.786	0.915			0.874
7 - 9 Volume	451	399	0	0	850	4 - 6 Volume	544	569	0	0	1113
7 - 9 Peak Hour	07:15	08:00			08:00	4 - 6 Peak Hour	16:00	16:15			16:00
7 - 9 Pk Volume	231	232	0	0	461	4 - 6 Pk Volume	283	322	0	0	598
Pk Hr Factor	0.791	0.841	0.000	0.000	0.922	Pk Hr Factor	0.786	0.915	0.000	0.000	0.874

Prepared by NDS/ATD

VOLUME

Willow Glen Dr S/O Dehesa Rd

Day: Thursday
Date: 2/14/2019

City: El Cajon
Project #: CA19_4056_002

DAILY TOTALS	NB	SB	EB	WB	Total
	3,789	3,633	0	0	7,422

AM Period	NB		SB		EB	WB	TOTAL		PM Period	NB		SB		EB	WB	TOTAL	
00:00	8		23				31		12:00	37		42				79	
00:15	5		31				36		12:15	38		38				76	
00:30	11		25				36		12:30	43		36				79	
00:45	7	31	23	102			30	133	12:45	58	176	33	149			91	325
01:00	7		30				37		13:00	45		43				88	
01:15	7		24				31		13:15	54		37				91	
01:30	14		15				29		13:30	43		37				80	
01:45	7	35	16	85			23	120	13:45	47	189	33	150			80	339
02:00	13		11				24		14:00	29		33				62	
02:15	5		13				18		14:15	52		61				113	
02:30	9		15				24		14:30	52		56				108	
02:45	9	36	11	50			20	86	14:45	60	193	74	224			134	417
03:00	1		13				14		15:00	61		65				126	
03:15	4		14				18		15:15	64		100				164	
03:30	7		8				15		15:30	59		61				120	
03:45	4	16	13	48			17	64	15:45	71	255	63	289			134	544
04:00	7		14				21		16:00	63		65				128	
04:15	12		15				27		16:15	79		66				145	
04:30	12		13				25		16:30	80		62				142	
04:45	19	50	11	53			30	103	16:45	71	293	72	265			143	558
05:00	17		13				30		17:00	86		53				139	
05:15	37		15				52		17:15	70		71				141	
05:30	49		19				68		17:30	79		47				126	
05:45	46	149	24	71			70	220	17:45	89	324	37	208			126	532
06:00	37		23				60		18:00	89		41				130	
06:15	46		18				64		18:15	74		53				127	
06:30	43		53				96		18:30	72		37				109	
06:45	34	160	55	149			89	309	18:45	58	293	27	158			85	451
07:00	30		63				93		19:00	57		39				96	
07:15	50		39				89		19:15	54		45				99	
07:30	65		37				102		19:30	47		42				89	
07:45	65	210	34	173			99	383	19:45	34	192	41	167			75	359
08:00	36		23				59		20:00	36		41				77	
08:15	35		32				67		20:15	44		39				83	
08:30	51		40				91		20:30	38		48				86	
08:45	60	182	51	146			111	328	20:45	40	158	46	174			86	332
09:00	59		36				95		21:00	24		33				57	
09:15	47		34				81		21:15	34		41				75	
09:30	47		26				73		21:30	54		37				91	
09:45	33	186	27	123			60	309	21:45	30	142	41	152			71	294
10:00	31		32				63		22:00	27		76				103	
10:15	32		29				61		22:15	34		50				84	
10:30	38		30				68		22:30	30		58				88	
10:45	34	135	39	130			73	265	22:45	28	119	60	244			88	363
11:00	46		31				77		23:00	20		49				69	
11:15	52		32				84		23:15	25		51				76	
11:30	51		29				80		23:30	27		47				74	
11:45	35	184	30	122			65	306	23:45	9	81	54	201			63	282
TOTALS		1374		1252				**2626**	**TOTALS**		2415		2381				**4796**
SPLIT %		52.3%		47.7%				**35.4%**	**SPLIT %**		50.4%		49.6%				**64.6%**

DAILY TOTALS	NB	SB	EB	WB	Total
	3,789	3,633	0	0	7,422

AM Peak Hour	08:30	06:30					**07:00**		**PM Peak Hour**	17:30	14:45					**16:15**		
AM Pk Volume	217	210					**383**		**PM Pk Volume**	331	300					**569**		
Pk Hr Factor	0.904	0.833					**0.939**		**Pk Hr Factor**	0.930	0.750					**0.981**		
7 - 9 Volume	392	319	0	0			**711**		**4 - 6 Volume**	617	473	0	0			**1090**		
7 - 9 Peak Hour	07:15	07:00					**07:00**		**4 - 6 Peak Hour**	17:00	16:00					**16:15**		
7 - 9 Pk Volume	216	173	0	0			**383**		**4 - 6 Pk Volume**	324	265	0	0			**569**		
Pk Hr Factor	0.831	0.687	0.000	0.000			**0.939**		**Pk Hr Factor**	0.910	0.920	0.000	0.000			**0.981**		

Prepared by NDS/ATD

VOLUME

Dehesa Rd Bet. Willow Glen Dr & Sycuan Golf Resort W Entrance

Day: Friday
Date: 2/8/2019

City: El Cajon
Project #: CA19_4056_003

DAILY TOTALS	NB	SB	EB	WB	Total
	0	0	8,598	8,392	16,990

AM Period	NB	SB	EB		WB		TOTAL		PM Period	NB	SB	EB		WB		TOTAL	
00:00			23		68		91		12:00			91		80		171	
00:15			32		84		116		12:15			110		101		211	
00:30			32		74		106		12:30			100		104		204	
00:45			26	113	53	279	79	392	12:45			127	428	96	381	223	809
01:00			29		60		89		13:00			133		90		223	
01:15			28		39		67		13:15			136		116		252	
01:30			20		44		64		13:30			135		129		264	
01:45			18	95	55	198	73	293	13:45			118	522	140	475	258	997
02:00			19		51		70		14:00			114		148		262	
02:15			19		40		59		14:15			113		145		258	
02:30			16		34		50		14:30			155		159		314	
02:45			23	77	34	159	57	236	14:45			140	522	172	624	312	1146
03:00			13		40		53		15:00			139		179		318	
03:15			10		26		36		15:15			145		194		339	
03:30			12		30		42		15:30			142		167		309	
03:45			15	50	40	136	55	186	15:45			141	567	160	700	301	1267
04:00			9		38		47		16:00			146		156		302	
04:15			17		36		53		16:15			164		154		318	
04:30			15		38		53		16:30			146		158		304	
04:45			27	68	42	154	69	222	16:45			172	628	198	666	370	1294
05:00			41		32		73		17:00			178		160		338	
05:15			62		44		106		17:15			141		156		297	
05:30			100		49		149		17:30			178		127		305	
05:45			86	289	45	170	131	459	17:45			163	660	119	562	282	1222
06:00			94		39		133		18:00			142		110		252	
06:15			86		47		133		18:15			159		103		262	
06:30			104		87		191		18:30			144		67		211	
06:45			87	371	87	260	174	631	18:45			110	555	104	384	214	939
07:00			80		91		171		19:00			120		93		213	
07:15			92		70		162		19:15			133		85		218	
07:30			105		70		175		19:30			99		98		197	
07:45			94	371	56	287	150	658	19:45			118	470	81	357	199	827
08:00			91		54		145		20:00			108		80		188	
08:15			94		66		160		20:15			98		67		165	
08:30			72		70		142		20:30			83		95		178	
08:45			113	370	61	251	174	621	20:45			87	376	64	306	151	682
09:00			108		58		166		21:00			72		89		161	
09:15			124		58		182		21:15			112		88		200	
09:30			115		67		182		21:30			80		62		142	
09:45			100	447	61	244	161	691	21:45			97	361	90	329	187	690
10:00			105		65		170		22:00			51		121		172	
10:15			85		62		147		22:15			61		115		176	
10:30			91		64		155		22:30			70		102		172	
10:45			88	369	63	254	151	623	22:45			71	253	114	452	185	705
11:00			98		79		177		23:00			46		95		141	
11:15			103		84		187		23:15			52		111		163	
11:30			128		95		223		23:30			53		129		182	
11:45			110	439	73	331	183	770	23:45			46	197	98	433	144	630
TOTALS				3059		2723		**5782**	**TOTALS**				5539		5669		**11208**
SPLIT %				52.9%		47.1%		**34.0%**	**SPLIT %**				49.4%		50.6%		**66.0%**

DAILY TOTALS	NB	SB	EB	WB	Total
	0	0	8,598	8,392	16,990

AM Peak Hour			08:45	11:45	**11:30**	**PM Peak Hour**			16:45	14:45	**16:15**
AM Pk Volume			460	358	**788**	**PM Pk Volume**			669	712	**1330**
Pk Hr Factor			0.927	0.861	**0.883**	**Pk Hr Factor**			0.940	0.918	**0.899**
7 - 9 Volume	0	0	741	538	**1279**	**4 - 6 Volume**	0	0	1288	1228	**2516**
7 - 9 Peak Hour			07:30	07:00	**07:00**	**4 - 6 Peak Hour**			16:45	16:30	**16:15**
7 - 9 Pk Volume	0	0	384	287	**658**	**4 - 6 Pk Volume**	0	0	669	672	**1330**
Pk Hr Factor	0.000	0.000	0.914	0.788	**0.940**	**Pk Hr Factor**	0.000	0.000	0.940	0.848	**0.899**

Prepared by NDS/ATD

VOLUME

Dehesa Rd Bet. Willow Glen Dr & Sycuan Golf Resort W Entrance

Day: Saturday
Date: 2/9/2019

City: El Cajon
Project #: CA19_4056_003

DAILY TOTALS	NB	SB	EB	WB	Total
	0	0	7,807	7,854	15,661

AM Period	NB	SB	EB		WB		TOTAL		PM Period	NB	SB	EB		WB		TOTAL	
00:00			47		73		120		12:00			93		108		201	
00:15			28		108		136		12:15			107		73		180	
00:30			27		76		103		12:30			112		87		199	
00:45			33	135	82	339	115	474	12:45			113	425	76	344	189	769
01:00			32		71		103		13:00			124		113		237	
01:15			19		75		94		13:15			115		99		214	
01:30			33		64		97		13:30			117		91		208	
01:45			26	110	70	280	96	390	13:45			98	454	111	414	209	868
02:00			21		71		92		14:00			118		112		230	
02:15			20		65		85		14:15			141		114		255	
02:30			18		73		91		14:30			160		133		293	
02:45			13	72	44	253	57	325	14:45			122	541	152	511	274	1052
03:00			10		42		52		15:00			130		114		244	
03:15			10		36		46		15:15			136		107		243	
03:30			13		56		69		15:30			126		116		242	
03:45			14	47	42	176	56	223	15:45			129	521	138	475	267	996
04:00			7		38		45		16:00			119		112		231	
04:15			17		35		52		16:15			140		124		264	
04:30			31		60		91		16:30			134		157		291	
04:45			21	76	38	171	59	247	16:45			137	530	128	521	265	1051
05:00			33		41		74		17:00			146		122		268	
05:15			74		40		114		17:15			153		128		281	
05:30			87		34		121		17:30			162		112		274	
05:45			74	268	42	157	116	425	17:45			144	605	118	480	262	1085
06:00			76		38		114		18:00			118		94		212	
06:15			50		42		92		18:15			141		93		234	
06:30			83		42		125		18:30			111		95		206	
06:45			63	272	52	174	115	446	18:45			108	478	122	404	230	882
07:00			59		45		104		19:00			100		87		187	
07:15			56		47		103		19:15			106		86		192	
07:30			68		40		108		19:30			97		89		186	
07:45			59	242	48	180	107	422	19:45			91	394	88	350	179	744
08:00			68		66		134		20:00			73		80		153	
08:15			66		58		124		20:15			84		87		171	
08:30			62		68		130		20:30			70		91		161	
08:45			84	280	52	244	136	524	20:45			90	317	76	334	166	651
09:00			89		49		138		21:00			76		73		149	
09:15			107		87		194		21:15			84		74		158	
09:30			92		48		140		21:30			91		94		185	
09:45			98	386	70	254	168	640	21:45			77	328	79	320	156	648
10:00			70		57		127		22:00			91		83		174	
10:15			82		52		134		22:15			69		168		237	
10:30			104		62		166		22:30			90		122		212	
10:45			107	363	64	235	171	598	22:45			79	329	107	480	186	809
11:00			99		75		174		23:00			48		99		147	
11:15			112		89		201		23:15			67		125		192	
11:30			110		92		202		23:30			59		88		147	
11:45			91	412	79	335	170	747	23:45			48	222	111	423	159	645
TOTALS				2663		2798		**5461**	**TOTALS**				5144		5056		**10200**
SPLIT %				48.8%		51.2%		**34.9%**	**SPLIT %**				50.4%		49.6%		**65.1%**

DAILY TOTALS	NB	SB	EB	WB	Total
	0	0	7,807	7,854	15,661

AM Peak Hour			10:45	11:15	**11:15**	**PM Peak Hour**			17:00	16:30	**16:30**
AM Pk Volume			428	368	**774**	**PM Pk Volume**			605	535	**1105**
Pk Hr Factor			0.955	0.852	**0.958**	**Pk Hr Factor**			0.934	0.852	**0.949**
7 - 9 Volume	0	0	522	424	**946**	**4 - 6 Volume**	0	0	1135	1001	**2136**
7 - 9 Peak Hour			08:00	08:00	**08:00**	**4 - 6 Peak Hour**			17:00	16:30	**16:30**
7 - 9 Pk Volume	0	0	280	244	**524**	**4 - 6 Pk Volume**	0	0	605	535	**1105**
Pk Hr Factor	0.000	0.000	0.833	0.897	**0.963**	**Pk Hr Factor**	0.000	0.000	0.934	0.852	**0.949**

Prepared by NDS/ATD

VOLUME

Dehesa Rd Bet. Willow Glen Dr & Sycuan Golf Resort W Entrance

Day: Sunday
Date: 2/10/2019

City: El Cajon
Project #: CA19_4056_003

DAILY TOTALS	NB	SB	EB	WB	Total
	0	0	7,137	7,571	14,708

AM Period	NB	SB	EB		WB		TOTAL		PM Period	NB	SB	EB		WB		TOTAL	
00:00			36		94		130		12:00			130		88		218	
00:15			37		92		129		12:15			138		92		230	
00:30			32		93		125		12:30			147		78		225	
00:45			28	133	78	357	106	490	12:45			139	554	101	359	240	913
01:00			31		107		138		13:00			127		104		231	
01:15			29		74		103		13:15			157		105		262	
01:30			21		82		103		13:30			178		111		289	
01:45			17	98	79	342	96	440	13:45			115	577	127	447	242	1024
02:00			18		68		86		14:00			135		111		246	
02:15			21		66		87		14:15			103		107		210	
02:30			27		61		88		14:30			146		128		274	
02:45			23	89	49	244	72	333	14:45			97	481	123	469	220	950
03:00			17		47		64		15:00			114		155		269	
03:15			19		51		70		15:15			122		105		227	
03:30			10		50		60		15:30			103		130		233	
03:45			9	55	45	193	54	248	15:45			127	466	113	503	240	969
04:00			9		44		53		16:00			124		121		245	
04:15			13		35		48		16:15			132		147		279	
04:30			15		31		46		16:30			112		125		237	
04:45			29	66	41	151	70	217	16:45			146	514	110	503	256	1017
05:00			20		20		40		17:00			141		102		243	
05:15			53		61		114		17:15			144		126		270	
05:30			51		42		93		17:30			126		121		247	
05:45			39	163	31	154	70	317	17:45			90	501	81	430	171	931
06:00			40		24		64		18:00			109		103		212	
06:15			40		47		87		18:15			109		95		204	
06:30			61		41		102		18:30			99		102		201	
06:45			64	205	42	154	106	359	18:45			77	394	84	384	161	778
07:00			39		41		80		19:00			86		82		168	
07:15			72		40		112		19:15			85		84		169	
07:30			65		43		108		19:30			72		86		158	
07:45			55	231	37	161	92	392	19:45			51	294	78	330	129	624
08:00			63		45		108		20:00			60		70		130	
08:15			47		38		85		20:15			66		92		158	
08:30			82		52		134		20:30			74		84		158	
08:45			64	256	42	177	106	433	20:45			51	251	78	324	129	575
09:00			88		52		140		21:00			53		97		150	
09:15			80		58		138		21:15			60		65		125	
09:30			104		63		167		21:30			59		80		139	
09:45			82	354	65	238	147	592	21:45			39	211	105	347	144	558
10:00			97		54		151		22:00			56		104		160	
10:15			97		64		161		22:15			47		101		148	
10:30			99		68		167		22:30			57		99		156	
10:45			126	419	63	249	189	668	22:45			43	203	98	402	141	605
11:00			111		61		172		23:00			41		89		130	
11:15			131		76		207		23:15			40		87		127	
11:30			122		83		205		23:30			29		78		107	
11:45			123	487	93	313	216	800	23:45			25	135	86	340	111	475
TOTALS				2556		2733		**5289**	**TOTALS**				4581		4838		**9419**
SPLIT %				48.3%		51.7%		**36.0%**	**SPLIT %**				48.6%		51.4%		**64.0%**

DAILY TOTALS	NB	SB	EB	WB	Total
	0	0	7,137	7,571	14,708

AM Peak Hour			11:45	00:15	**11:45**	**PM Peak Hour**			12:45	14:15	**13:15**
AM Pk Volume			538	370	**889**	**PM Pk Volume**			601	513	**1039**
Pk Hr Factor			0.915	0.864	**0.966**	**Pk Hr Factor**			0.844	0.827	**0.899**
7 - 9 Volume	0	0	487	338	**825**	**4 - 6 Volume**	0	0	1015	933	**1948**
7 - 9 Peak Hour			08:00	08:00	**08:00**	**4 - 6 Peak Hour**			16:45	16:00	**16:00**
7 - 9 Pk Volume	0	0	256	177	**433**	**4 - 6 Pk Volume**	0	0	557	503	**1017**
Pk Hr Factor	0.000	0.000	0.780	0.851	**0.808**	**Pk Hr Factor**	0.000	0.000	0.954	0.855	**0.911**

Prepared by NDS/ATD

VOLUME

Dehesa Rd Bet. Willow Glen Dr & Sycuan Golf Resort W Entrance

Day: Monday
Date: 2/11/2019

City: El Cajon
Project #: CA19_4056_003

DAILY TOTALS	NB	SB	EB	WB	Total
	0	0	8,421	8,470	16,891

AM Period	NB	SB	EB		WB		TOTAL		PM Period	NB	SB	EB		WB		TOTAL	
00:00			26		82		108		12:00			102		90		192	
00:15			29		71		100		12:15			121		100		221	
00:30			12		58		70		12:30			131		94		225	
00:45			24	91	60	271	84	362	12:45			143	497	112	396	255	893
01:00			26		50		76		13:00			123		111		234	
01:15			18		57		75		13:15			142		137		279	
01:30			17		55		72		13:30			130		139		269	
01:45			17	78	43	205	60	283	13:45			109	504	125	512	234	1016
02:00			19		36		55		14:00			126		149		275	
02:15			12		41		53		14:15			148		138		286	
02:30			15		31		46		14:30			164		141		305	
02:45			9	55	50	158	59	213	14:45			155	593	202	630	357	1223
03:00			10		22		32		15:00			140		200		340	
03:15			9		28		37		15:15			152		168		320	
03:30			13		23		36		15:30			168		171		339	
03:45			14	46	30	103	44	149	15:45			133	593	146	685	279	1278
04:00			11		22		33		16:00			121		141		262	
04:15			14		32		46		16:15			170		201		371	
04:30			21		32		53		16:30			155		196		351	
04:45			27	73	32	118	59	191	16:45			142	588	206	744	348	1332
05:00			41		42		83		17:00			150		164		314	
05:15			81		36		117		17:15			160		168		328	
05:30			85		51		136		17:30			124		140		264	
05:45			91	298	34	163	125	461	17:45			169	603	116	588	285	1191
06:00			98		42		140		18:00			116		129		245	
06:15			101		48		149		18:15			149		114		263	
06:30			110		48		158		18:30			109		94		203	
06:45			86	395	68	206	154	601	18:45			125	499	87	424	212	923
07:00			87		65		152		19:00			95		88		183	
07:15			109		74		183		19:15			100		107		207	
07:30			123		58		181		19:30			89		79		168	
07:45			132	451	96	293	228	744	19:45			95	379	83	357	178	736
08:00			89		73		162		20:00			60		74		134	
08:15			112		98		210		20:15			74		91		165	
08:30			93		87		180		20:30			62		76		138	
08:45			111	405	58	316	169	721	20:45			48	244	61	302	109	546
09:00			124		54		178		21:00			43		63		106	
09:15			128		76		204		21:15			64		84		148	
09:30			105		48		153		21:30			64		68		132	
09:45			147	504	82	260	229	764	21:45			45	216	138	353	183	569
10:00			116		66		182		22:00			46		110		156	
10:15			106		79		185		22:15			57		102		159	
10:30			125		59		184		22:30			58		86		144	
10:45			110	457	81	285	191	742	22:45			36	197	82	380	118	577
11:00			129		97		226		23:00			33		84		117	
11:15			149		85		234		23:15			37		89		126	
11:30			128		99		227		23:30			45		60		105	
11:45			110	516	115	396	225	912	23:45			24	139	92	325	116	464
TOTALS				3369		2774		**6143**	**TOTALS**				5052		5696		**10748**
SPLIT %				54.8%		45.2%		**36.4%**	**SPLIT %**				47.0%		53.0%		**63.6%**

DAILY TOTALS	NB	SB	EB	WB	Total
	0	0	8,421	8,470	16,891

AM Peak Hour			10:45	11:30	**11:00**	**PM Peak Hour**			16:15	16:15	**16:15**
AM Pk Volume			516	404	**912**	**PM Pk Volume**			617	767	**1384**
Pk Hr Factor			0.866	0.878	**0.974**	**Pk Hr Factor**			0.907	0.931	**0.933**
7 - 9 Volume	0	0	856	609	**1465**	**4 - 6 Volume**	0	0	1191	1332	**2523**
7 - 9 Peak Hour			07:30	07:45	**07:30**	**4 - 6 Peak Hour**			16:15	16:15	**16:15**
7 - 9 Pk Volume	0	0	456	354	**781**	**4 - 6 Pk Volume**	0	0	617	767	**1384**
Pk Hr Factor	0.000	0.000	0.864	0.903	**0.856**	**Pk Hr Factor**	0.000	0.000	0.907	0.931	**0.933**

Prepared by NDS/ATD

VOLUME

Dehesa Rd Bet. Willow Glen Dr & Sycuan Golf Resort W Entrance

Day: Tuesday
Date: 2/12/2019

City: El Cajon
Project #: CA19_4056_003

DAILY TOTALS	NB	SB	EB	WB	Total
	0	0	7,457	7,472	14,929

AM Period	NB	SB	EB		WB		TOTAL		PM Period	NB	SB	EB		WB		TOTAL	
00:00			24		50		74		12:00			113		76		189	
00:15			21		68		89		12:15			96		79		175	
00:30			18		62		80		12:30			110		99		209	
00:45			16	79	58	238	74	317	12:45			104	423	80	334	184	757
01:00			13		45		58		13:00			96		97		193	
01:15			16		52		68		13:15			106		111		217	
01:30			20		41		61		13:30			97		94		191	
01:45			26	75	46	184	72	259	13:45			99	398	114	416	213	814
02:00			21		36		57		14:00			90		122		212	
02:15			20		29		49		14:15			100		91		191	
02:30			13		38		51		14:30			111		118		229	
02:45			6	60	21	124	27	184	14:45			154	455	131	462	285	917
03:00			8		27		35		15:00			113		215		328	
03:15			10		24		34		15:15			105		151		256	
03:30			10		26		36		15:30			137		152		289	
03:45			16	44	28	105	44	149	15:45			138	493	147	665	285	1158
04:00			11		23		34		16:00			112		156		268	
04:15			11		20		31		16:15			124		196		320	
04:30			22		23		45		16:30			136		174		310	
04:45			22	66	24	90	46	156	16:45			115	487	161	687	276	1174
05:00			37		41		78		17:00			117		121		238	
05:15			75		49		124		17:15			156		155		311	
05:30			99		59		158		17:30			146		162		308	
05:45			100	311	33	182	133	493	17:45			123	542	117	555	240	1097
06:00			89		44		133		18:00			133		93		226	
06:15			98		62		160		18:15			112		78		190	
06:30			133		78		211		18:30			103		68		171	
06:45			99	419	109	293	208	712	18:45			102	450	55	294	157	744
07:00			76		92		168		19:00			91		56		147	
07:15			103		86		189		19:15			74		79		153	
07:30			117		89		206		19:30			73		77		150	
07:45			118	414	80	347	198	761	19:45			77	315	69	281	146	596
08:00			93		72		165		20:00			80		58		138	
08:15			132		82		214		20:15			56		56		112	
08:30			122		71		193		20:30			66		64		130	
08:45			113	460	88	313	201	773	20:45			55	257	76	254	131	511
09:00			111		57		168		21:00			60		65		125	
09:15			123		57		180		21:15			63		64		127	
09:30			103		71		174		21:30			52		51		103	
09:45			90	427	45	230	135	657	21:45			55	230	101	281	156	511
10:00			92		46		138		22:00			43		79		122	
10:15			82		77		159		22:15			52		69		121	
10:30			83		65		148		22:30			52		75		127	
10:45			97	354	67	255	164	609	22:45			41	188	82	305	123	493
11:00			93		72		165		23:00			42		52		94	
11:15			79		81		160		23:15			39		67		106	
11:30			85		107		192		23:30			46		71		117	
11:45			91	348	73	333	164	681	23:45			35	162	54	244	89	406
TOTALS				3057		2694		**5751**	**TOTALS**				4400		4778		**9178**
SPLIT %				53.2%		46.8%		**38.5%**	**SPLIT %**				47.9%		52.1%		**61.5%**

DAILY TOTALS	NB	SB	EB	WB	Total
	0	0	7,457	7,472	14,929

AM Peak Hour			08:15	06:45	**07:30**	**PM Peak Hour**			17:15	16:00	**15:45**
AM Pk Volume			478	376	**783**	**PM Pk Volume**			558	687	**1183**
Pk Hr Factor			0.905	0.862	**0.915**	**Pk Hr Factor**			0.894	0.876	**0.924**
7 - 9 Volume	0	0	874	660	**1534**	**4 - 6 Volume**	0	0	1029	1242	**2271**
7 - 9 Peak Hour			07:45	07:00	**07:30**	**4 - 6 Peak Hour**			17:00	16:00	**16:00**
7 - 9 Pk Volume	0	0	465	347	**783**	**4 - 6 Pk Volume**	0	0	542	687	**1174**
Pk Hr Factor	0.000	0.000	0.881	0.943	**0.915**	**Pk Hr Factor**	0.000	0.000	0.869	0.876	**0.917**

Prepared by NDS/ATD

VOLUME

Dehesa Rd Bet. Willow Glen Dr & Sycuan Golf Resort W Entrance

Day: Wednesday
Date: 2/13/2019

City: El Cajon
Project #: CA19_4056_003

DAILY TOTALS	NB	SB	EB	WB	Total
	0	0	7,301	7,328	14,629

AM Period	NB	SB	EB		WB		TOTAL		PM Period	NB	SB	EB		WB		TOTAL	
00:00			22		49		71		12:00			86		81		167	
00:15			21		60		81		12:15			82		89		171	
00:30			18		57		75		12:30			110		104		214	
00:45			28	89	51	217	79	306	12:45			101	379	80	354	181	733
01:00			23		38		61		13:00			149		134		283	
01:15			12		45		57		13:15			112		114		226	
01:30			13		39		52		13:30			115		122		237	
01:45			14	62	43	165	57	227	13:45			88	464	104	474	192	938
02:00			15		34		49		14:00			98		148		246	
02:15			12		39		51		14:15			108		125		233	
02:30			15		24		39		14:30			133		129		262	
02:45			15	57	24	121	39	178	14:45			114	453	159	561	273	1014
03:00			6		29		35		15:00			136		140		276	
03:15			5		27		32		15:15			113		129		242	
03:30			19		33		52		15:30			126		116		242	
03:45			16	46	26	115	42	161	15:45			105	480	149	534	254	1014
04:00			12		26		38		16:00			99		146		245	
04:15			8		17		25		16:15			109		163		272	
04:30			25		27		52		16:30			126		148		274	
04:45			29	74	27	97	56	171	16:45			120	454	147	604	267	1058
05:00			45		27		72		17:00			96		115		211	
05:15			76		35		111		17:15			126		120		246	
05:30			109		50		159		17:30			132		115		247	
05:45			112	342	43	155	155	497	17:45			133	487	94	444	227	931
06:00			87		57		144		18:00			104		77		181	
06:15			118		58		176		18:15			105		67		172	
06:30			138		79		217		18:30			107		58		165	
06:45			103	446	76	270	179	716	18:45			91	407	65	267	156	674
07:00			100		78		178		19:00			88		57		145	
07:15			95		81		176		19:15			116		60		176	
07:30			117		91		208		19:30			77		52		129	
07:45			119	431	76	326	195	757	19:45			72	353	55	224	127	577
08:00			119		82		201		20:00			62		74		136	
08:15			98		104		202		20:15			66		54		120	
08:30			112		91		203		20:30			65		57		122	
08:45			107	436	72	349	179	785	20:45			63	256	42	227	105	483
09:00			97		70		167		21:00			52		56		108	
09:15			91		65		156		21:15			59		89		148	
09:30			83		62		145		21:30			48		115		163	
09:45			86	357	76	273	162	630	21:45			55	214	85	345	140	559
10:00			65		78		143		22:00			65		97		162	
10:15			78		79		157		22:15			41		97		138	
10:30			93		83		176		22:30			47		83		130	
10:45			72	308	63	303	135	611	22:45			35	188	86	363	121	551
11:00			106		73		179		23:00			36		62		98	
11:15			94		78		172		23:15			37		57		94	
11:30			89		83		172		23:30			46		59		105	
11:45			85	374	79	313	164	687	23:45			25	144	49	227	74	371
TOTALS				3022		2704		**5726**	**TOTALS**				4279		4624		**8903**
SPLIT %				52.8%		47.2%		**39.1%**	**SPLIT %**				48.1%		51.9%		**60.9%**

DAILY TOTALS	NB	SB	EB	WB	Total
	0	0	7,301	7,328	14,629

AM Peak Hour			06:15	07:30	**07:30**	**PM Peak Hour**			14:30	15:45	**16:00**
AM Pk Volume			459	353	**806**	**PM Pk Volume**			496	606	**1058**
Pk Hr Factor			0.832	0.849	**0.969**	**Pk Hr Factor**			0.912	0.929	**0.965**
7 - 9 Volume	0	0	867	675	**1542**	**4 - 6 Volume**	0	0	941	1048	**1989**
7 - 9 Peak Hour			07:30	07:30	**07:30**	**4 - 6 Peak Hour**			17:00	16:00	**16:00**
7 - 9 Pk Volume	0	0	453	353	**806**	**4 - 6 Pk Volume**	0	0	487	604	**1058**
Pk Hr Factor	0.000	0.000	0.952	0.849	**0.969**	**Pk Hr Factor**	0.000	0.000	0.915	0.926	**0.965**

Prepared by NDS/ATD

VOLUME

Dehesa Rd Bet. Willow Glen Dr & Sycuan Golf Resort W Entrance

Day: Thursday
Date: 2/14/2019

City: El Cajon
Project #: CA19_4056_003

DAILY TOTALS	NB	SB	EB	WB	Total
	0	0	6,888	6,597	13,485

AM Period	NB	SB	EB		WB		TOTAL		PM Period	NB	SB	EB		WB		TOTAL	
00:00			18		47		65		12:00			65		79		144	
00:15			21		56		77		12:15			77		62		139	
00:30			26		58		84		12:30			71		73		144	
00:45			18	83	42	203	60	286	12:45			85	298	77	291	162	589
01:00			14		54		68		13:00			80		70		150	
01:15			14		40		54		13:15			85		79		164	
01:30			20		39		59		13:30			86		67		153	
01:45			13	61	30	163	43	224	13:45			82	333	70	286	152	619
02:00			26		29		55		14:00			64		81		145	
02:15			13		29		42		14:15			79		96		175	
02:30			14		31		45		14:30			88		119		207	
02:45			14	67	33	122	47	189	14:45			108	339	133	429	241	768
03:00			7		20		27		15:00			113		119		232	
03:15			5		29		34		15:15			103		119		222	
03:30			11		19		30		15:30			122		109		231	
03:45			11	34	25	93	36	127	15:45			109	447	113	460	222	907
04:00			10		25		35		16:00			113		125		238	
04:15			15		33		48		16:15			129		127		256	
04:30			20		27		47		16:30			135		127		262	
04:45			33	78	30	115	63	193	16:45			131	508	111	490	242	998
05:00			37		35		72		17:00			142		99		241	
05:15			77		31		108		17:15			132		93		225	
05:30			104		47		151		17:30			130		76		206	
05:45			78	296	44	157	122	453	17:45			149	553	76	344	225	897
06:00			87		42		129		18:00			158		69		227	
06:15			84		42		126		18:15			144		67		211	
06:30			99		100		199		18:30			121		63		184	
06:45			70	340	95	279	165	619	18:45			92	515	53	252	145	767
07:00			59		103		162		19:00			94		69		163	
07:15			74		63		137		19:15			102		80		182	
07:30			100		94		194		19:30			105		70		175	
07:45			101	334	70	330	171	664	19:45			68	369	75	294	143	663
08:00			81		55		136		20:00			71		70		141	
08:15			79		68		147		20:15			72		78		150	
08:30			92		58		150		20:30			85		66		151	
08:45			103	355	86	267	189	622	20:45			83	311	76	290	159	601
09:00			91		57		148		21:00			59		58		117	
09:15			89		45		134		21:15			70		66		136	
09:30			75		56		131		21:30			76		69		145	
09:45			66	321	54	212	120	533	21:45			59	264	91	284	150	548
10:00			59		56		115		22:00			66		115		181	
10:15			62		38		100		22:15			52		83		135	
10:30			76		59		135		22:30			65		98		163	
10:45			82	279	68	221	150	500	22:45			44	227	110	406	154	633
11:00			82		70		152		23:00			36		92		128	
11:15			89		64		153		23:15			41		78		119	
11:30			78		60		138		23:30			59		77		136	
11:45			66	315	72	266	138	581	23:45			25	161	96	343	121	504
TOTALS				2563		2428		**4991**	**TOTALS**				4325		4169		**8494**
SPLIT %				51.4%		48.6%		**37.0%**	**SPLIT %**				50.9%		49.1%		**63.0%**

DAILY TOTALS	NB	SB	EB	WB	Total
	0	0	6,888	6,597	13,485

AM Peak Hour			08:30	06:30	**07:00**	**PM Peak Hour**			17:30	15:45	**16:15**
AM Pk Volume			375	361	**664**	**PM Pk Volume**			581	492	**1001**
Pk Hr Factor			0.910	0.876	**0.856**	**Pk Hr Factor**			0.919	0.969	**0.955**
7 - 9 Volume	0	0	689	597	**1286**	**4 - 6 Volume**	0	0	1061	834	**1895**
7 - 9 Peak Hour			07:30	07:00	**07:00**	**4 - 6 Peak Hour**			17:00	16:00	**16:15**
7 - 9 Pk Volume	0	0	361	330	**664**	**4 - 6 Pk Volume**	0	0	553	490	**1001**
Pk Hr Factor	0.000	0.000	0.894	0.801	**0.856**	**Pk Hr Factor**	0.000	0.000	0.928	0.965	**0.955**

Prepared by NDS/ATD

VOLUME

Dehesa Rd Bet. Sycuan Golf Resort W Entrance & Main Entrance

Day: Friday
Date: 2/8/2019

City: El Cajon
Project #: CA19_4056_005

DAILY TOTALS	NB	SB	EB	WB	Total
	0	0	8,176	8,188	16,364

AM Period	NB	SB	EB		WB		TOTAL		PM Period	NB	SB	EB		WB		TOTAL	
00:00			22		69		91		12:00			80		76		156	
00:15			32		83		115		12:15			96		96		192	
00:30			31		74		105		12:30			84		106		190	
00:45			28	113	56	282	84	395	12:45			111	371	92	370	203	741
01:00			27		60		87		13:00			119		86		205	
01:15			30		40		70		13:15			123		115		238	
01:30			19		42		61		13:30			125		118		243	
01:45			17	93	57	199	74	292	13:45			108	475	133	452	241	927
02:00			19		54		73		14:00			113		145		258	
02:15			19		40		59		14:15			102		141		243	
02:30			13		32		45		14:30			150		156		306	
02:45			22	73	36	162	58	235	14:45			131	496	161	603	292	1099
03:00			14		38		52		15:00			130		175		305	
03:15			10		23		33		15:15			139		190		329	
03:30			12		32		44		15:30			134		156		290	
03:45			14	50	41	134	55	184	15:45			144	547	153	674	297	1221
04:00			10		38		48		16:00			138		154		292	
04:15			16		37		53		16:15			159		149		308	
04:30			15		35		50		16:30			142		154		296	
04:45			25	66	40	150	65	216	16:45			167	606	184	641	351	1247
05:00			39		34		73		17:00			171		153		324	
05:15			62		42		104		17:15			136		145		281	
05:30			93		49		142		17:30			172		126		298	
05:45			86	280	42	167	128	447	17:45			163	642	112	536	275	1178
06:00			87		37		124		18:00			134		110		244	
06:15			79		45		124		18:15			153		94		247	
06:30			97		88		185		18:30			144		72		216	
06:45			84	347	90	260	174	607	18:45			111	542	90	366	201	908
07:00			67		93		160		19:00			115		93		208	
07:15			90		74		164		19:15			131		82		213	
07:30			93		67		160		19:30			97		97		194	
07:45			91	341	58	292	149	633	19:45			114	457	78	350	192	807
08:00			76		55		131		20:00			104		72		176	
08:15			90		67		157		20:15			100		67		167	
08:30			63		70		133		20:30			82		94		176	
08:45			97	326	63	255	160	581	20:45			84	370	62	295	146	665
09:00			104		60		164		21:00			71		90		161	
09:15			121		56		177		21:15			108		84		192	
09:30			105		67		172		21:30			82		55		137	
09:45			91	421	59	242	150	663	21:45			93	354	86	315	179	669
10:00			94		64		158		22:00			55		123		178	
10:15			76		64		140		22:15			61		112		173	
10:30			86		63		149		22:30			69		102		171	
10:45			81	337	60	251	141	588	22:45			71	256	104	441	175	697
11:00			84		82		166		23:00			43		95		138	
11:15			107		81		188		23:15			54		110		164	
11:30			122		92		214		23:30			54		126		180	
11:45			103	416	68	323	171	739	23:45			46	197	97	428	143	625
TOTALS				2863		2717		5580	TOTALS				5313		5471		10784
SPLIT %				51.3%		48.7%		34.1%	SPLIT %				49.3%		50.7%		65.9%

DAILY TOTALS	NB	SB	EB	WB	Total
	0	0	8,176	8,188	16,364

AM Peak Hour			08:45	11:45	11:00	PM Peak Hour			16:45	14:30	16:15
AM Pk Volume			427	346	739	PM Pk Volume			646	682	1279
Pk Hr Factor			0.882	0.816	0.863	Pk Hr Factor			0.939	0.897	0.911
7 - 9 Volume	0	0	667	547	1214	4 - 6 Volume	0	0	1248	1177	2425
7 - 9 Peak Hour			07:15	07:00	07:00	4 - 6 Peak Hour			16:45	16:00	16:15
7 - 9 Pk Volume	0	0	350	292	633	4 - 6 Pk Volume	0	0	646	641	1279
Pk Hr Factor	0.000	0.000	0.941	0.785	0.965	Pk Hr Factor	0.000	0.000	0.939	0.871	0.911

Prepared by NDS/ATD

VOLUME

Dehesa Rd Bet. Sycuan Golf Resort W Entrance & Main Entrance

Day: Saturday
Date: 2/9/2019

City: El Cajon
Project #: CA19_4056_005

DAILY TOTALS	NB	SB	EB	WB	Total
	0	0	7,375	7,641	15,016

AM Period	NB	SB	EB		WB		TOTAL		PM Period	NB	SB	EB		WB		TOTAL	
00:00			45		71		116		12:00			86		98		184	
00:15			27		109		136		12:15			91		75		166	
00:30			27		72		99		12:30			104		83		187	
00:45			34	133	82	334	116	467	12:45			102	383	73	329	175	712
01:00			32		70		102		13:00			113		110		223	
01:15			19		75		94		13:15			101		98		199	
01:30			31		67		98		13:30			109		87		196	
01:45			27	109	65	277	92	386	13:45			87	410	108	403	195	813
02:00			20		69		89		14:00			111		107		218	
02:15			21		65		86		14:15			137		109		246	
02:30			18		72		90		14:30			148		128		276	
02:45			12	71	44	250	56	321	14:45			122	518	145	489	267	1007
03:00			11		42		53		15:00			116		110		226	
03:15			10		35		45		15:15			132		101		233	
03:30			12		57		69		15:30			116		117		233	
03:45			14	47	43	177	57	224	15:45			122	486	133	461	255	947
04:00			6		37		43		16:00			104		107		211	
04:15			17		35		52		16:15			138		117		255	
04:30			31		58		89		16:30			127		157		284	
04:45			20	74	37	167	57	241	16:45			138	507	121	502	259	1009
05:00			29		42		71		17:00			140		116		256	
05:15			70		39		109		17:15			140		127		267	
05:30			89		33		122		17:30			168		101		269	
05:45			73	261	42	156	115	417	17:45			141	589	115	459	256	1048
06:00			71		36		107		18:00			116		91		207	
06:15			48		41		89		18:15			139		90		229	
06:30			68		39		107		18:30			109		96		205	
06:45			57	244	52	168	109	412	18:45			103	467	115	392	218	859
07:00			49		45		94		19:00			100		79		179	
07:15			51		46		97		19:15			100		85		185	
07:30			60		39		99		19:30			101		92		193	
07:45			49	209	51	181	100	390	19:45			88	389	78	334	166	723
08:00			62		62		124		20:00			73		77		150	
08:15			59		56		115		20:15			82		90		172	
08:30			55		67		122		20:30			70		84		154	
08:45			70	246	50	235	120	481	20:45			87	312	79	330	166	642
09:00			81		51		132		21:00			77		67		144	
09:15			100		83		183		21:15			81		70		151	
09:30			87		44		131		21:30			88		90		178	
09:45			92	360	68	246	160	606	21:45			78	324	77	304	155	628
10:00			67		55		122		22:00			88		82		170	
10:15			76		52		128		22:15			66		167		233	
10:30			86		65		151		22:30			92		119		211	
10:45			83	312	60	232	143	544	22:45			79	325	102	470	181	795
11:00			96		70		166		23:00			47		100		147	
11:15			100		86		186		23:15			63		120		183	
11:30			103		90		193		23:30			61		85		146	
11:45			81	380	82	328	163	708	23:45			48	219	112	417	160	636
TOTALS				2446		2751		5197	TOTALS				4929		4890		9819
SPLIT %				47.1%		52.9%		34.6%	SPLIT %				50.2%		49.8%		65.4%

DAILY TOTALS	NB	SB	EB	WB	Total
	0	0	7,375	7,641	15,016

AM Peak Hour			10:45	11:15	11:15	PM Peak Hour			17:00	16:30	16:30
AM Pk Volume			382	356	726	PM Pk Volume			589	521	1066
Pk Hr Factor			0.927	0.908	0.940	Pk Hr Factor			0.876	0.830	0.938
7 - 9 Volume	0	0	455	416	871	4 - 6 Volume	0	0	1096	961	2057
7 - 9 Peak Hour			08:00	07:45	08:00	4 - 6 Peak Hour			17:00	16:30	16:30
7 - 9 Pk Volume	0	0	246	236	481	4 - 6 Pk Volume	0	0	589	521	1066
Pk Hr Factor	0.000	0.000	0.879	0.881	0.970	Pk Hr Factor	0.000	0.000	0.876	0.830	0.938

Prepared by NDS/ATD

VOLUME

Dehesa Rd Bet. Sycuan Golf Resort W Entrance & Main Entrance

Day: Sunday
Date: 2/10/2019

City: El Cajon
Project #: CA19_4056_005

DAILY TOTALS	NB	SB	EB	WB	Total
	0	0	6,698	7,361	14,059

AM Period	NB	SB	EB		WB		TOTAL		PM Period	NB	SB	EB		WB		TOTAL	
00:00			37		89		126		12:00			108		87		195	
00:15			37		91		128		12:15			131		85		216	
00:30			32		93		125		12:30			131		75		206	
00:45			26	132	78	351	104	483	12:45			128	498	92	339	220	837
01:00			31		104		135		13:00			120		97		217	
01:15			29		74		103		13:15			145		102		247	
01:30			20		81		101		13:30			167		102		269	
01:45			19	99	78	337	97	436	13:45			113	545	124	425	237	970
02:00			17		70		87		14:00			130		108		238	
02:15			19		63		82		14:15			94		102		196	
02:30			27		60		87		14:30			142		127		269	
02:45			21	84	47	240	68	324	14:45			94	460	113	450	207	910
03:00			17		48		65		15:00			112		152		264	
03:15			19		49		68		15:15			121		109		230	
03:30			11		53		64		15:30			106		120		226	
03:45			9	56	43	193	52	249	15:45			118	457	111	492	229	949
04:00			7		43		50		16:00			120		118		238	
04:15			15		33		48		16:15			123		138		261	
04:30			16		30		46		16:30			111		123		234	
04:45			28	66	43	149	71	215	16:45			146	500	99	478	245	978
05:00			21		21		42		17:00			137		100		237	
05:15			48		57		105		17:15			139		120		259	
05:30			50		40		90		17:30			123		117		240	
05:45			29	148	31	149	60	297	17:45			93	492	75	412	168	904
06:00			36		25		61		18:00			110		100		210	
06:15			36		43		79		18:15			105		90		195	
06:30			48		38		86		18:30			100		101		201	
06:45			49	169	42	148	91	317	18:45			76	391	84	375	160	766
07:00			32		42		74		19:00			86		81		167	
07:15			58		40		98		19:15			83		82		165	
07:30			58		43		101		19:30			70		85		155	
07:45			43	191	37	162	80	353	19:45			50	289	75	323	125	612
08:00			54		45		99		20:00			59		73		132	
08:15			43		37		80		20:15			66		93		159	
08:30			76		49		125		20:30			68		79		147	
08:45			61	234	41	172	102	406	20:45			46	239	76	321	122	560
09:00			86		49		135		21:00			51		96		147	
09:15			72		52		124		21:15			57		60		117	
09:30			93		63		156		21:30			60		78		138	
09:45			74	325	61	225	135	550	21:45			38	206	105	339	143	545
10:00			77		54		131		22:00			55		105		160	
10:15			86		63		149		22:15			47		96		143	
10:30			85		71		156		22:30			53		103		156	
10:45			106	354	57	245	163	599	22:45			47	202	90	394	137	596
11:00			99		59		158		23:00			39		87		126	
11:15			109		76		185		23:15			42		87		129	
11:30			103		79		182		23:30			30		81		111	
11:45			115	426	87	301	202	727	23:45			24	135	86	341	110	476
TOTALS				2284		2672		**4956**	**TOTALS**				4414		4689		**9103**
SPLIT %				46.1%		53.9%		**35.3%**	**SPLIT %**				48.5%		51.5%		**64.7%**

DAILY TOTALS	NB	SB	EB	WB	Total
	0	0	6,698	7,361	14,059

AM Peak Hour			11:45	00:15	**11:45**	**PM Peak Hour**			12:45	14:30	**13:15**
AM Pk Volume			485	366	**819**	**PM Pk Volume**			560	501	**991**
Pk Hr Factor			0.926	0.880	**0.948**	**Pk Hr Factor**			0.838	0.824	**0.921**
7 - 9 Volume	0	0	425	334	**759**	**4 - 6 Volume**	0	0	992	890	**1882**
7 - 9 Peak Hour			08:00	08:00	**08:00**	**4 - 6 Peak Hour**			16:45	16:00	**16:45**
7 - 9 Pk Volume	0	0	234	172	**406**	**4 - 6 Pk Volume**	0	0	545	478	**981**
Pk Hr Factor	0.000	0.000	0.770	0.878	**0.812**	**Pk Hr Factor**	0.000	0.000	0.933	0.866	**0.947**

Prepared by NDS/ATD

VOLUME

Dehesa Rd Bet. Sycuan Golf Resort W Entrance & Main Entrance

Day: Monday
Date: 2/11/2019

City: El Cajon
Project #: CA19_4056_005

DAILY TOTALS	NB	SB	EB	WB	Total
	0	0	8,067	8,218	16,285

AM Period	NB	SB	EB		WB		TOTAL		PM Period	NB	SB	EB		WB		TOTAL	
00:00			25		76		101		12:00			95		93		188	
00:15			28		67		95		12:15			119		90		209	
00:30			13		62		75		12:30			128		92		220	
00:45			24	90	57	262	81	352	12:45			135	477	111	386	246	863
01:00			26		47		73		13:00			119		105		224	
01:15			18		57		75		13:15			135		133		268	
01:30			15		56		71		13:30			122		134		256	
01:45			18	77	41	201	59	278	13:45			95	471	128	500	223	971
02:00			18		38		56		14:00			118		136		254	
02:15			14		40		54		14:15			143		135		278	
02:30			15		30		45		14:30			150		135		285	
02:45			9	56	48	156	57	212	14:45			147	558	199	605	346	1163
03:00			10		22		32		15:00			136		187		323	
03:15			9		29		38		15:15			147		166		313	
03:30			13		23		36		15:30			165		165		330	
03:45			15	47	29	103	44	150	15:45			126	574	142	660	268	1234
04:00			11		24		35		16:00			125		135		260	
04:15			14		30		44		16:15			157		202		359	
04:30			20		30		50		16:30			154		183		337	
04:45			27	72	31	115	58	187	16:45			139	575	202	722	341	1297
05:00			40		43		83		17:00			147		155		302	
05:15			78		32		110		17:15			164		163		327	
05:30			87		53		140		17:30			118		130		248	
05:45			87	292	29	157	116	449	17:45			160	589	111	559	271	1148
06:00			92		43		135		18:00			122		122		244	
06:15			93		46		139		18:15			145		111		256	
06:30			102		45		147		18:30			108		96		204	
06:45			85	372	64	198	149	570	18:45			121	496	80	409	201	905
07:00			73		66		139		19:00			93		87		180	
07:15			102		74		176		19:15			99		107		206	
07:30			119		57		176		19:30			88		75		163	
07:45			120	414	85	282	205	696	19:45			92	372	81	350	173	722
08:00			79		69		148		20:00			60		73		133	
08:15			97		95		192		20:15			72		90		162	
08:30			82		89		171		20:30			60		74		134	
08:45			100	358	57	310	157	668	20:45			49	241	58	295	107	536
09:00			120		51		171		21:00			41		70		111	
09:15			120		74		194		21:15			65		73		138	
09:30			95		48		143		21:30			64		68		132	
09:45			139	474	82	255	221	729	21:45			43	213	136	347	179	560
10:00			107		63		170		22:00			43		110		153	
10:15			99		78		177		22:15			61		100		161	
10:30			114		62		176		22:30			58		85		143	
10:45			102	422	78	281	180	703	22:45			35	197	83	378	118	575
11:00			127		87		214		23:00			34		83		117	
11:15			138		79		217		23:15			36		83		119	
11:30			118		100		218		23:30			43		59		102	
11:45			109	492	107	373	216	865	23:45			25	138	89	314	114	452
TOTALS				3166		2693		**5859**	**TOTALS**				4901		5525		**10426**
SPLIT %				54.0%		46.0%		**36.0%**	**SPLIT %**				47.0%		53.0%		**64.0%**

DAILY TOTALS	NB	SB	EB	WB	Total
	0	0	8,067	8,218	16,285

AM Peak Hour			11:00	11:30	**11:00**	**PM Peak Hour**			16:30	16:15	**16:15**
AM Pk Volume			492	390	**865**	**PM Pk Volume**			604	742	**1339**
Pk Hr Factor			0.891	0.911	**0.992**	**Pk Hr Factor**			0.921	0.918	**0.932**
7 - 9 Volume	0	0	772	592	**1364**	**4 - 6 Volume**	0	0	1164	1281	**2445**
7 - 9 Peak Hour			07:15	07:45	**07:30**	**4 - 6 Peak Hour**			16:30	16:15	**16:15**
7 - 9 Pk Volume	0	0	420	338	**721**	**4 - 6 Pk Volume**	0	0	604	742	**1339**
Pk Hr Factor	0.000	0.000	0.875	0.889	**0.879**	**Pk Hr Factor**	0.000	0.000	0.921	0.918	**0.932**

Prepared by NDS/ATD

VOLUME

Dehesa Rd Bet. Sycuan Golf Resort W Entrance & Main Entrance

Day: Tuesday
Date: 2/12/2019

City: El Cajon
Project #: CA19_4056_005

DAILY TOTALS	NB	SB	EB	WB	Total
	0	0	6,995	7,251	14,246

AM Period	NB	SB	EB		WB		TOTAL		PM Period	NB	SB	EB		WB		TOTAL	
00:00			21		49		70		12:00			107		75		182	
00:15			23		68		91		12:15			89		77		166	
00:30			17		61		78		12:30			102		104		206	
00:45			16	77	56	234	72	311	12:45			96	394	78	334	174	728
01:00			13		44		57		13:00			85		92		177	
01:15			16		54		70		13:15			105		105		210	
01:30			21		36		57		13:30			91		94		185	
01:45			25	75	47	181	72	256	13:45			94	375	108	399	202	774
02:00			20		35		55		14:00			77		121		198	
02:15			21		29		50		14:15			91		86		177	
02:30			11		37		48		14:30			103		113		216	
02:45			5	57	21	122	26	179	14:45			131	402	121	441	252	843
03:00			8		27		35		15:00			101		207		308	
03:15			9		24		33		15:15			98		151		249	
03:30			12		23		35		15:30			122		144		266	
03:45			15	44	27	101	42	145	15:45			131	452	141	643	272	1095
04:00			12		24		36		16:00			106		154		260	
04:15			10		18		28		16:15			120		188		308	
04:30			23		22		45		16:30			138		166		304	
04:45			21	66	24	88	45	154	16:45			114	478	155	663	269	1141
05:00			37		40		77		17:00			112		119		231	
05:15			71		50		121		17:15			140		150		290	
05:30			100		52		152		17:30			149		152		301	
05:45			93	301	32	174	125	475	17:45			119	520	113	534	232	1054
06:00			89		40		129		18:00			134		93		227	
06:15			87		64		151		18:15			101		72		173	
06:30			124		71		195		18:30			109		65		174	
06:45			89	389	107	282	196	671	18:45			100	444	54	284	154	728
07:00			69		89		158		19:00			86		55		141	
07:15			98		81		179		19:15			78		72		150	
07:30			107		89		196		19:30			71		76		147	
07:45			108	382	77	336	185	718	19:45			73	308	67	270	140	578
08:00			92		69		161		20:00			80		58		138	
08:15			116		80		196		20:15			58		51		109	
08:30			110		69		179		20:30			64		62		126	
08:45			94	412	86	304	180	716	20:45			55	257	76	247	131	504
09:00			95		57		152		21:00			57		63		120	
09:15			113		56		169		21:15			58		65		123	
09:30			88		63		151		21:30			54		54		108	
09:45			75	371	46	222	121	593	21:45			50	219	98	280	148	499
10:00			76		46		122		22:00			44		78		122	
10:15			74		73		147		22:15			52		65		117	
10:30			71		66		137		22:30			51		76		127	
10:45			86	307	66	251	152	558	22:45			40	187	84	303	124	490
11:00			86		68		154		23:00			43		50		93	
11:15			77		80		157		23:15			38		61		99	
11:30			69		106		175		23:30			47		76		123	
11:45			88	320	70	324	158	644	23:45			30	158	47	234	77	392
TOTALS				2801		2619		**5420**	**TOTALS**				4194		4632		**8826**
SPLIT %				51.7%		48.3%		**38.0%**	**SPLIT %**				47.5%		52.5%		**62.0%**

DAILY TOTALS	NB	SB	EB	WB	Total
	0	0	6,995	7,251	14,246

AM Peak Hour			07:45	06:45	**07:30**	**PM Peak Hour**			17:15	16:00	**15:45**
AM Pk Volume			426	366	**738**	**PM Pk Volume**			542	663	**1144**
Pk Hr Factor			0.918	0.855	**0.941**	**Pk Hr Factor**			0.909	0.882	**0.929**
7 - 9 Volume	0	0	794	640	**1434**	**4 - 6 Volume**	0	0	998	1197	**2195**
7 - 9 Peak Hour			07:45	07:00	**07:30**	**4 - 6 Peak Hour**			17:00	16:00	**16:00**
7 - 9 Pk Volume	0	0	426	336	**738**	**4 - 6 Pk Volume**	0	0	520	663	**1141**
Pk Hr Factor	0.000	0.000	0.918	0.944	**0.941**	**Pk Hr Factor**	0.000	0.000	0.872	0.882	**0.926**

Prepared by NDS/ATD

VOLUME

Dehesa Rd Bet. Sycuan Golf Resort W Entrance & Main Entrance

Day: Wednesday
Date: 2/13/2019

City: El Cajon
Project #: CA19_4056_005

DAILY TOTALS	NB	SB	EB	WB	Total
	0	0	6,952	7,138	14,090

AM Period	NB	SB	EB		WB		TOTAL		PM Period	NB	SB	EB		WB		TOTAL	
00:00			26		49		75		12:00			79		81		160	
00:15			20		60		80		12:15			79		88		167	
00:30			18		56		74		12:30			103		104		207	
00:45			28	92	50	215	78	307	12:45			96	357	78	351	174	708
01:00			22		37		59		13:00			145		126		271	
01:15			13		46		59		13:15			109		112		221	
01:30			13		43		56		13:30			110		121		231	
01:45			14	62	38	164	52	226	13:45			88	452	99	458	187	910
02:00			14		32		46		14:00			95		142		237	
02:15			13		38		51		14:15			105		113		218	
02:30			14		25		39		14:30			126		124		250	
02:45			14	55	23	118	37	173	14:45			116	442	155	534	271	976
03:00			6		28		34		15:00			127		139		266	
03:15			5		29		34		15:15			112		122		234	
03:30			19		29		48		15:30			126		111		237	
03:45			16	46	27	113	43	159	15:45			100	465	146	518	246	983
04:00			12		26		38		16:00			98		147		245	
04:15			7		16		23		16:15			106		156		262	
04:30			24		29		53		16:30			122		143		265	
04:45			29	72	24	95	53	167	16:45			120	446	143	589	263	1035
05:00			44		26		70		17:00			94		110		204	
05:15			70		33		103		17:15			120		115		235	
05:30			111		48		159		17:30			129		118		247	
05:45			112	337	41	148	153	485	17:45			131	474	88	431	219	905
06:00			83		55		138		18:00			98		70		168	
06:15			106		61		167		18:15			102		66		168	
06:30			117		75		192		18:30			99		58		157	
06:45			90	396	74	265	164	661	18:45			94	393	63	257	157	650
07:00			85		79		164		19:00			85		55		140	
07:15			87		75		162		19:15			109		58		167	
07:30			106		89		195		19:30			75		50		125	
07:45			105	383	73	316	178	699	19:45			69	338	57	220	126	558
08:00			103		77		180		20:00			61		70		131	
08:15			93		104		197		20:15			66		50		116	
08:30			98		92		190		20:30			60		53		113	
08:45			89	383	63	336	152	719	20:45			64	251	42	215	106	466
09:00			86		75		161		21:00			52		54		106	
09:15			80		61		141		21:15			60		87		147	
09:30			79		60		139		21:30			44		115		159	
09:45			77	322	72	268	149	590	21:45			57	213	86	342	143	555
10:00			62		78		140		22:00			65		97		162	
10:15			74		77		151		22:15			40		95		135	
10:30			80		81		161		22:30			45		87		132	
10:45			67	283	64	300	131	583	22:45			35	185	80	359	115	544
11:00			100		73		173		23:00			34		65		99	
11:15			91		74		165		23:15			38		53		91	
11:30			87		77		164		23:30			44		58		102	
11:45			84	362	77	301	161	663	23:45			27	143	49	225	76	368
TOTALS				2793		2639		**5432**	**TOTALS**				4159		4499		**8658**
SPLIT %				51.4%		48.6%		**38.6%**	**SPLIT %**				48.0%		52.0%		**61.4%**

DAILY TOTALS	NB	SB	EB	WB	Total
	0	0	6,952	7,138	14,090

AM Peak Hour			05:45	11:45	**07:30**	**PM Peak Hour**			14:30	15:45	**16:00**
AM Pk Volume			418	350	**750**	**PM Pk Volume**			481	592	**1035**
Pk Hr Factor			0.893	0.841	**0.952**	**Pk Hr Factor**			0.947	0.949	**0.976**
7 - 9 Volume	0	0	766	652	**1418**	**4 - 6 Volume**	0	0	920	1020	**1940**
7 - 9 Peak Hour			07:30	07:45	**07:30**	**4 - 6 Peak Hour**			17:00	16:00	**16:00**
7 - 9 Pk Volume	0	0	407	346	**750**	**4 - 6 Pk Volume**	0	0	474	589	**1035**
Pk Hr Factor	0.000	0.000	0.960	0.832	**0.952**	**Pk Hr Factor**	0.000	0.000	0.905	0.944	**0.976**

Prepared by NDS/ATD

VOLUME

Dehesa Rd Bet. Sycuan Golf Resort W Entrance & Main Entrance

Day: Thursday
Date: 2/14/2019

City: El Cajon
Project #: CA19_4056_005

DAILY TOTALS	NB	SB	EB	WB	Total
	0	0	6,688	6,523	13,211

AM Period	NB	SB	EB		WB		TOTAL		PM Period	NB	SB	EB		WB		TOTAL	
00:00			19		46		65		12:00			60		75		135	
00:15			20		56		76		12:15			78		59		137	
00:30			24		57		81		12:30			69		75		144	
00:45			19	82	42	201	61	283	12:45			78	285	73	282	151	567
01:00			14		55		69		13:00			72		66		138	
01:15			13		40		53		13:15			87		82		169	
01:30			21		37		58		13:30			84		72		156	
01:45			14	62	29	161	43	223	13:45			79	322	64	284	143	606
02:00			24		29		53		14:00			61		76		137	
02:15			13		34		47		14:15			72		93		165	
02:30			11		26		37		14:30			88		113		201	
02:45			15	63	33	122	48	185	14:45			104	325	128	410	232	735
03:00			7		21		28		15:00			108		113		221	
03:15			5		29		34		15:15			96		117		213	
03:30			11		18		29		15:30			123		107		230	
03:45			11	34	25	93	36	127	15:45			106	433	116	453	222	886
04:00			10		27		37		16:00			108		122		230	
04:15			15		30		45		16:15			127		125		252	
04:30			17		27		44		16:30			131		121		252	
04:45			32	74	29	113	61	187	16:45			131	497	110	478	241	975
05:00			35		35		70		17:00			131		94		225	
05:15			75		34		109		17:15			132		96		228	
05:30			107		42		149		17:30			122		79		201	
05:45			77	294	47	158	124	452	17:45			139	524	75	344	214	868
06:00			85		38		123		18:00			161		74		235	
06:15			81		42		123		18:15			136		68		204	
06:30			93		97		190		18:30			115		66		181	
06:45			72	331	94	271	166	602	18:45			94	506	53	261	147	767
07:00			53		103		156		19:00			95		66		161	
07:15			69		67		136		19:15			101		79		180	
07:30			99		97		196		19:30			102		69		171	
07:45			98	319	70	337	168	656	19:45			70	368	68	282	138	650
08:00			80		49		129		20:00			70		73		143	
08:15			77		67		144		20:15			70		76		146	
08:30			80		57		137		20:30			86		66		152	
08:45			105	342	84	257	189	599	20:45			80	306	75	290	155	596
09:00			87		59		146		21:00			57		62		119	
09:15			90		51		141		21:15			70		71		141	
09:30			73		55		128		21:30			76		64		140	
09:45			64	314	59	224	123	538	21:45			56	259	88	285	144	544
10:00			53		52		105		22:00			66		114		180	
10:15			59		43		102		22:15			51		81		132	
10:30			74		56		130		22:30			63		101		164	
10:45			75	261	68	219	143	480	22:45			42	222	105	401	147	623
11:00			81		65		146		23:00			37		88		125	
11:15			85		62		147		23:15			39		83		122	
11:30			73		55		128		23:30			56		78		134	
11:45			67	306	72	254	139	560	23:45			27	159	94	343	121	502
TOTALS				2482		2410		4892	TOTALS				4206		4113		8319
SPLIT %				50.7%		49.3%		37.0%	SPLIT %				50.6%		49.4%		63.0%

DAILY TOTALS	NB	SB	EB	WB	Total
	0	0	6,688	6,523	13,211

AM Peak Hour			08:30	06:30	07:00	PM Peak Hour			17:30	15:45	16:00
AM Pk Volume			362	361	656	PM Pk Volume			558	484	975
Pk Hr Factor			0.862	0.876	0.837	Pk Hr Factor			0.866	0.968	0.967
7 - 9 Volume	0	0	661	594	1255	4 - 6 Volume	0	0	1021	822	1843
7 - 9 Peak Hour			07:30	07:00	07:00	4 - 6 Peak Hour			16:30	16:00	16:00
7 - 9 Pk Volume	0	0	354	337	656	4 - 6 Pk Volume	0	0	525	478	975
Pk Hr Factor	0.000	0.000	0.894	0.818	0.837	Pk Hr Factor	0.000	0.000	0.994	0.956	0.967

Prepared by NDS/ATD

VOLUME

Dehesa Rd Bet. Fairview Villas Exit Dwy & Fairview Villas Main Entrance

Day: Friday
Date: 2/8/2019

City: El Cajon
Project #: CA19_4056_008

DAILY TOTALS	NB	SB	EB	WB	Total
	0	0	8,154	7,497	15,651

AM Period	NB	SB	EB		WB		TOTAL		PM Period	NB	SB	EB		WB		TOTAL	
00:00			22		75		97		12:00			86		67		153	
00:15			32		70		102		12:15			101		82		183	
00:30			31		76		107		12:30			91		101		192	
00:45			27	112	55	276	82	388	12:45			100	378	75	325	175	703
01:00			29		61		90		13:00			120		87		207	
01:15			30		38		68		13:15			122		89		211	
01:30			19		47		66		13:30			124		95		219	
01:45			18	96	53	199	71	295	13:45			108	474	115	386	223	860
02:00			17		53		70		14:00			112		112		224	
02:15			18		40		58		14:15			99		136		235	
02:30			13		33		46		14:30			155		145		300	
02:45			24	72	37	163	61	235	14:45			131	497	147	540	278	1037
03:00			14		34		48		15:00			130		159		289	
03:15			10		25		35		15:15			143		164		307	
03:30			13		32		45		15:30			140		137		277	
03:45			14	51	38	129	52	180	15:45			144	557	145	605	289	1162
04:00			10		38		48		16:00			136		127		263	
04:15			17		36		53		16:15			157		135		292	
04:30			15		33		48		16:30			143		133		276	
04:45			21	63	39	146	60	209	16:45			163	599	157	552	320	1151
05:00			30		35		65		17:00			173		128		301	
05:15			56		40		96		17:15			142		117		259	
05:30			89		42		131		17:30			175		101		276	
05:45			81	256	36	153	117	409	17:45			160	650	94	440	254	1090
06:00			85		33		118		18:00			137		100		237	
06:15			80		43		123		18:15			153		84		237	
06:30			95		79		174		18:30			148		62		210	
06:45			83	343	81	236	164	579	18:45			114	552	82	328	196	880
07:00			62		87		149		19:00			110		78		188	
07:15			87		66		153		19:15			131		74		205	
07:30			94		64		158		19:30			100		91		191	
07:45			84	327	53	270	137	597	19:45			112	453	78	321	190	774
08:00			72		47		119		20:00			113		65		178	
08:15			85		65		150		20:15			100		63		163	
08:30			67		59		126		20:30			80		82		162	
08:45			90	314	60	231	150	545	20:45			87	380	59	269	146	649
09:00			103		58		161		21:00			74		89		163	
09:15			118		45		163		21:15			107		74		181	
09:30			102		66		168		21:30			85		101		186	
09:45			96	419	42	211	138	630	21:45			93	359	83	347	176	706
10:00			96		58		154		22:00			57		124		181	
10:15			72		54		126		22:15			59		122		181	
10:30			86		54		140		22:30			67		100		167	
10:45			76	330	55	221	131	551	22:45			72	255	108	454	180	709
11:00			90		67		157		23:00			43		94		137	
11:15			104		71		175		23:15			53		114		167	
11:30			118		79		197		23:30			55		117		172	
11:45			108	420	56	273	164	693	23:45			46	197	97	422	143	619
TOTALS				2803		2508		**5311**	**TOTALS**				5351		4989		**10340**
SPLIT %				52.8%		47.2%		**33.9%**	**SPLIT %**				51.8%		48.2%		**66.1%**

DAILY TOTALS	NB	SB	EB	WB	Total
	0	0	8,154	7,497	15,651

AM Peak Hour			11:00	06:30	**11:30**	**PM Peak Hour**			16:45	14:30	**16:15**
AM Pk Volume			420	313	**697**	**PM Pk Volume**			653	615	**1189**
Pk Hr Factor			0.890	0.899	**0.885**	**Pk Hr Factor**			0.933	0.938	**0.929**
7 - 9 Volume	0	0	641	501	**1142**	**4 - 6 Volume**	0	0	1249	992	**2241**
7 - 9 Peak Hour			07:15	07:00	**07:00**	**4 - 6 Peak Hour**			16:45	16:15	**16:15**
7 - 9 Pk Volume	0	0	337	270	**597**	**4 - 6 Pk Volume**	0	0	653	553	**1189**
Pk Hr Factor	0.000	0.000	0.896	0.776	**0.945**	**Pk Hr Factor**	0.000	0.000	0.933	0.881	**0.929**

Prepared by NDS/ATD

VOLUME

Dehesa Rd Bet. Fairview Villas Exit Dwy & Fairview Villas Main Entrance

Day: Saturday
Date: 2/9/2019

City: El Cajon
Project #: CA19_4056_008

DAILY TOTALS	NB	SB	EB	WB	Total
	0	0	7,313	7,127	14,440

AM Period	NB	SB	EB		WB		TOTAL		PM Period	NB	SB	EB		WB		TOTAL	
00:00			42		77		119		12:00			86		94		180	
00:15			29		102		131		12:15			92		63		155	
00:30			25		79		104		12:30			110		69		179	
00:45			34	130	76	334	110	464	12:45			100	388	70	296	170	684
01:00			32		69		101		13:00			107		97		204	
01:15			18		71		89		13:15			101		73		174	
01:30			30		70		100		13:30			121		91		212	
01:45			29	109	63	273	92	382	13:45			85	414	93	354	178	768
02:00			18		72		90		14:00			106		100		206	
02:15			23		60		83		14:15			137		82		219	
02:30			18		72		90		14:30			147		117		264	
02:45			12	71	42	246	54	317	14:45			119	509	134	433	253	942
03:00			12		40		52		15:00			124		98		222	
03:15			9		34		43		15:15			131		109		240	
03:30			15		58		73		15:30			119		100		219	
03:45			14	50	35	167	49	217	15:45			129	503	116	423	245	926
04:00			6		39		45		16:00			102		94		196	
04:15			16		34		50		16:15			147		101		248	
04:30			27		60		87		16:30			128		133		261	
04:45			15	64	41	174	56	238	16:45			132	509	103	431	235	940
05:00			31		37		68		17:00			146		88		234	
05:15			62		35		97		17:15			140		112		252	
05:30			85		29		114		17:30			175		95		270	
05:45			71	249	41	142	112	391	17:45			137	598	97	392	234	990
06:00			63		32		95		18:00			113		79		192	
06:15			46		37		83		18:15			137		85		222	
06:30			58		38		96		18:30			112		89		201	
06:45			50	217	43	150	93	367	18:45			101	463	107	360	208	823
07:00			39		40		79		19:00			104		74		178	
07:15			47		44		91		19:15			103		79		182	
07:30			56		33		89		19:30			99		80		179	
07:45			48	190	50	167	98	357	19:45			91	397	71	304	162	701
08:00			57		58		115		20:00			71		68		139	
08:15			58		56		114		20:15			82		78		160	
08:30			57		58		115		20:30			72		73		145	
08:45			68	240	44	216	112	456	20:45			88	313	69	288	157	601
09:00			79		39		118		21:00			71		63		134	
09:15			98		74		172		21:15			85		68		153	
09:30			83		70		153		21:30			92		92		184	
09:45			91	351	63	246	154	597	21:45			78	326	105	328	183	654
10:00			66		46		112		22:00			84		130		214	
10:15			71		61		132		22:15			71		150		221	
10:30			85		58		143		22:30			91		113		204	
10:45			83	305	52	217	135	522	22:45			76	322	101	494	177	816
11:00			88		58		146		23:00			53		97		150	
11:15			100		74		174		23:15			59		119		178	
11:30			101		83		184		23:30			64		96		160	
11:45			83	372	64	279	147	651	23:45			47	223	101	413	148	636
TOTALS				2348		2611		**4959**	**TOTALS**				4965		4516		**9481**
SPLIT %				47.3%		52.7%		**34.3%**	**SPLIT %**				52.4%		47.6%		**65.7%**

DAILY TOTALS	NB	SB	EB	WB	Total
	0	0	7,313	7,127	14,440

AM Peak Hour			10:45		**11:15**	**PM Peak Hour**			17:00	21:45	**16:45**
AM Pk Volume			372	334	**685**	**PM Pk Volume**			598	498	**991**
Pk Hr Factor			0.921	0.819	**0.931**	**Pk Hr Factor**			0.854	0.830	**0.918**
7 - 9 Volume	0	0	430	383	**813**	**4 - 6 Volume**	0	0	1107	823	**1930**
7 - 9 Peak Hour			08:00	07:45	**08:00**	**4 - 6 Peak Hour**			17:00	16:30	**16:45**
7 - 9 Pk Volume	0	0	240	222	**456**	**4 - 6 Pk Volume**	0	0	598	436	**991**
Pk Hr Factor	0.000	0.000	0.882	0.957	**0.991**	**Pk Hr Factor**	0.000	0.000	0.854	0.820	**0.918**

Prepared by NDS/ATD

VOLUME

Dehesa Rd Bet. Fairview Villas Exit Dwy & Fairview Villas Main Entrance

Day: Sunday
Date: 2/10/2019

City: El Cajon
Project #: CA19_4056_008

DAILY TOTALS	NB	SB	EB	WB	Total
	0	0	6,654	6,691	13,345

AM Period	NB	SB	EB		WB		TOTAL		PM Period	NB	SB	EB		WB		TOTAL	
00:00			36		97		133		12:00			106		78		184	
00:15			39		79		118		12:15			130		75		205	
00:30			31		89		120		12:30			130		65		195	
00:45			27	133	83	348	110	481	12:45			120	486	72	290	192	776
01:00			32		91		123		13:00			122		67		189	
01:15			29		76		105		13:15			147		86		233	
01:30			19		82		101		13:30			169		79		248	
01:45			20	100	73	322	93	422	13:45			115	553	105	337	220	890
02:00			19		69		88		14:00			137		89		226	
02:15			18		62		80		14:15			92		86		178	
02:30			28		55		83		14:30			138		102		240	
02:45			21	86	48	234	69	320	14:45			103	470	103	380	206	850
03:00			16		52		68		15:00			110		120		230	
03:15			19		46		65		15:15			126		92		218	
03:30			11		51		62		15:30			109		109		218	
03:45			9	55	39	188	48	243	15:45			114	459	91	412	205	871
04:00			7		43		50		16:00			125		101		226	
04:15			13		33		46		16:15			126		132		258	
04:30			14		29		43		16:30			114		110		224	
04:45			24	58	52	157	76	215	16:45			141	506	89	432	230	938
05:00			18		19		37		17:00			133		80		213	
05:15			40		50		90		17:15			147		90		237	
05:30			54		38		92		17:30			127		104		231	
05:45			25	137	24	131	49	268	17:45			89	496	65	339	154	835
06:00			33		28		61		18:00			112		85		197	
06:15			34		39		73		18:15			101		84		185	
06:30			45		44		89		18:30			101		88		189	
06:45			49	161	35	146	84	307	18:45			74	388	81	338	155	726
07:00			30		43		73		19:00			86		81		167	
07:15			46		32		78		19:15			84		75		159	
07:30			52		41		93		19:30			72		84		156	
07:45			31	159	36	152	67	311	19:45			51	293	75	315	126	608
08:00			50		39		89		20:00			58		67		125	
08:15			41		31		72		20:15			65		86		151	
08:30			73		46		119		20:30			70		79		149	
08:45			66	230	42	158	108	388	20:45			48	241	72	304	120	545
09:00			87		43		130		21:00			53		100		153	
09:15			66		52		118		21:15			58		49		107	
09:30			96		55		151		21:30			56		73		129	
09:45			68	317	53	203	121	520	21:45			44	211	103	325	147	536
10:00			75		47		122		22:00			51		103		154	
10:15			83		54		137		22:15			51		90		141	
10:30			89		60		149		22:30			54		95		149	
10:45			105	352	52	213	157	565	22:45			48	204	88	376	136	580
11:00			97		52		149		23:00			38		88		126	
11:15			106		61		167		23:15			42		82		124	
11:30			109		58		167		23:30			31		83		114	
11:45			112	424	76	247	188	671	23:45			24	135	91	344	115	479
TOTALS				2212		2499		4711	TOTALS				4442		4192		8634
SPLIT %				47.0%		53.0%		35.3%	SPLIT %				51.4%		48.6%		64.7%

DAILY TOTALS	NB	SB	EB	WB	Total
	0	0	6,654	6,691	13,345

AM Peak Hour			11:45		11:45	PM Peak Hour			13:15	15:45	16:00
AM Pk Volume			478	348	772	PM Pk Volume			568	434	938
Pk Hr Factor			0.919	0.897	0.941	Pk Hr Factor			0.840	0.822	0.909
7 - 9 Volume	0	0	389	310	699	4 - 6 Volume	0	0	1002	771	1773
7 - 9 Peak Hour			08:00	08:00	08:00	4 - 6 Peak Hour			16:45	16:00	16:00
7 - 9 Pk Volume	0	0	230	158	388	4 - 6 Pk Volume	0	0	548	432	938
Pk Hr Factor	0.000	0.000	0.788	0.859	0.815	Pk Hr Factor	0.000	0.000	0.932	0.818	0.909

Prepared by NDS/ATD

VOLUME

Dehesa Rd Bet. Fairview Villas Exit Dwy & Fairview Villas Main Entrance

Day: Monday
Date: 2/11/2019

City: El Cajon
Project #: CA19_4056_008

DAILY TOTALS	NB	SB	EB	WB	Total
	0	0	7,997	7,512	15,509

AM Period	NB	SB	EB	WB	TOTAL	PM Period	NB	SB	EB	WB	TOTAL
00:00			25	74	99	12:00			94	84	178
00:15			28	62	90	12:15			120	79	199
00:30			13	67	80	12:30			121	75	196
00:45			24 90	54 257	78 347	12:45			144 479	100 338	244 817
01:00			24	47	71	13:00			113	94	207
01:15			18	55	73	13:15			129	108	237
01:30			15	55	70	13:30			118	118	236
01:45			17 74	40 197	57 271	13:45			97 457	107 427	204 884
02:00			14	38	52	14:00			121	104	225
02:15			15	39	54	14:15			139	121	260
02:30			13	34	47	14:30			149	124	273
02:45			10 52	43 154	53 206	14:45			152 561	171 520	323 1081
03:00			10	20	30	15:00			134	168	302
03:15			9	29	38	15:15			143	153	296
03:30			12	25	37	15:30			171	142	313
03:45			14 45	26 100	40 145	15:45			126 574	132 595	258 1169
04:00			11	21	32	16:00			130	131	261
04:15			11	26	37	16:15			153	162	315
04:30			18	32	50	16:30			156	172	328
04:45			23 63	28 107	51 170	16:45			149 588	178 643	327 1231
05:00			31	35	66	17:00			151	139	290
05:15			64	33	97	17:15			162	152	314
05:30			90	46	136	17:30			122	123	245
05:45			89 274	26 140	115 414	17:45			161 596	99 513	260 1109
06:00			84	34	118	18:00			119	110	229
06:15			88	40	128	18:15			138	104	242
06:30			108	41	149	18:30			118	96	214
06:45			84 364	60 175	144 539	18:45			117 492	75 385	192 877
07:00			65	56	121	19:00			99	81	180
07:15			99	72	171	19:15			98	101	199
07:30			115	60	175	19:30			91	73	164
07:45			115 394	76 264	191 658	19:45			93 381	76 331	169 712
08:00			73	61	134	20:00			62	71	133
08:15			98	86	184	20:15			72	89	161
08:30			81	82	163	20:30			60	60	120
08:45			97 349	48 277	145 626	20:45			51 245	52 272	103 517
09:00			112	51	163	21:00			41	75	116
09:15			123	65	188	21:15			63	64	127
09:30			95	51	146	21:30			63	65	128
09:45			137 467	69 236	206 703	21:45			43 210	135 339	178 549
10:00			99	50	149	22:00			43	112	155
10:15			101	72	173	22:15			61	87	148
10:30			114	66	180	22:30			56	81	137
10:45			108 422	58 246	166 668	22:45			38 198	82 362	120 560
11:00			120	82	202	23:00			36	76	112
11:15			138	83	221	23:15			36	85	121
11:30			117	88	205	23:30			42	56	98
11:45			108 483	79 332	187 815	23:45			25 139	85 302	110 441
TOTALS			3077	2485	5562	TOTALS			4920	5027	9947
SPLIT %			55.3%	44.7%	35.9%	SPLIT %			49.5%	50.5%	64.1%

DAILY TOTALS	NB	SB	EB	WB	Total
	0	0	7,997	7,512	15,509

AM Peak Hour			10:45	11:15	11:00	PM Peak Hour			16:30	16:15	16:15
AM Pk Volume			483	334	815	PM Pk Volume			618	651	1260
Pk Hr Factor			0.875	0.949	0.922	Pk Hr Factor			0.954	0.914	0.960
7 - 9 Volume	0	0	743	541	1284	4 - 6 Volume	0	0	1184	1156	2340
7 - 9 Peak Hour			07:15	07:45	07:30	4 - 6 Peak Hour			16:30	16:15	16:15
7 - 9 Pk Volume	0	0	402	305	684	4 - 6 Pk Volume	0	0	618	651	1260
Pk Hr Factor	0.000	0.000	0.874	0.887	0.895	Pk Hr Factor	0.000	0.000	0.954	0.914	0.960

Prepared by NDS/ATD

VOLUME

Dehesa Rd Bet. Fairview Villas Exit Dwy & Fairview Villas Main Entrance

Day: Tuesday
Date: 2/12/2019

City: El Cajon
Project #: CA19_4056_008

DAILY TOTALS	NB	SB	EB	WB	Total
	0	0	6,937	6,498	13,435

AM Period	NB	SB	EB		WB		TOTAL		PM Period	NB	SB	EB		WB		TOTAL	
00:00			22		47		69		12:00			104		67		171	
00:15			23		73		96		12:15			86		71		157	
00:30			18		60		78		12:30			102		76		178	
00:45			17	80	54	234	71	314	12:45			95	387	64	278	159	665
01:00			13		48		61		13:00			88		72		160	
01:15			17		51		68		13:15			95		86		181	
01:30			19		35		54		13:30			99		69		168	
01:45			24	73	47	181	71	254	13:45			92	374	82	309	174	683
02:00			17		31		48		14:00			82		74		156	
02:15			21		27		48		14:15			94		69		163	
02:30			10		38		48		14:30			104		102		206	
02:45			8	56	21	117	29	173	14:45			132	412	111	356	243	768
03:00			8		27		35		15:00			98		191		289	
03:15			9		23		32		15:15			109		123		232	
03:30			11		25		36		15:30			119		117		236	
03:45			13	41	26	101	39	142	15:45			131	457	123	554	254	1011
04:00			10		24		34		16:00			106		139		245	
04:15			9		17		26		16:15			126		164		290	
04:30			22		23		45		16:30			140		135		275	
04:45			17	58	24	88	41	146	16:45			114	486	141	579	255	1065
05:00			32		36		68		17:00			113		104		217	
05:15			61		45		106		17:15			137		135		272	
05:30			99		45		144		17:30			148		135		283	
05:45			97	289	26	152	123	441	17:45			123	521	77	451	200	972
06:00			86		31		117		18:00			135		84		219	
06:15			83		61		144		18:15			102		65		167	
06:30			122		66		188		18:30			110		64		174	
06:45			88	379	93	251	181	630	18:45			102	449	49	262	151	711
07:00			65		81		146		19:00			88		52		140	
07:15			93		68		161		19:15			75		70		145	
07:30			100		83		183		19:30			69		78		147	
07:45			107	365	72	304	179	669	19:45			74	306	62	262	136	568
08:00			86		62		148		20:00			86		61		147	
08:15			108		78		186		20:15			57		43		100	
08:30			107		64		171		20:30			64		63		127	
08:45			96	397	74	278	170	675	20:45			54	261	66	233	120	494
09:00			85		55		140		21:00			57		65		122	
09:15			108		51		159		21:15			59		63		122	
09:30			89		57		146		21:30			55		55		110	
09:45			73	355	46	209	119	564	21:45			49	220	86	269	135	489
10:00			74		43		117		22:00			49		77		126	
10:15			71		64		135		22:15			54		50		104	
10:30			76		57		133		22:30			49		81		130	
10:45			82	303	60	224	142	527	22:45			42	194	77	285	119	479
11:00			88		63		151		23:00			43		51		94	
11:15			76		70		146		23:15			39		63		102	
11:30			66		95		161		23:30			44		76		120	
11:45			85	315	58	286	143	601	23:45			33	159	45	235	78	394
TOTALS				2711		2425		**5136**	**TOTALS**				4226		4073		**8299**
SPLIT %				52.8%		47.2%		**38.2%**	**SPLIT %**				50.9%		49.1%		**61.8%**

DAILY TOTALS	NB	SB	EB	WB	Total
	0	0	6,937	6,498	13,435

AM Peak Hour			07:45	06:45	**07:30**	**PM Peak Hour**			17:15	16:00	**16:00**
AM Pk Volume			408	325	**696**	**PM Pk Volume**			543	579	**1065**
Pk Hr Factor			0.944	0.874	**0.935**	**Pk Hr Factor**			0.917	0.883	**0.918**
7 - 9 Volume	0	0	762	582	**1344**	**4 - 6 Volume**	0	0	1007	1030	**2037**
7 - 9 Peak Hour			07:45	07:00	**07:30**	**4 - 6 Peak Hour**			17:00	16:00	**16:00**
7 - 9 Pk Volume	0	0	408	304	**696**	**4 - 6 Pk Volume**	0	0	521	579	**1065**
Pk Hr Factor	0.000	0.000	0.944	0.916	**0.935**	**Pk Hr Factor**	0.000	0.000	0.880	0.883	**0.918**

Prepared by NDS/ATD

VOLUME

Dehesa Rd Bet. Fairview Villas Exit Dwy & Fairview Villas Main Entrance

Day: Wednesday
Date: 2/13/2019

City: El Cajon
Project #: CA19_4056_008

DAILY TOTALS	NB	SB	EB	WB	Total
	0	0	6,923	6,532	13,455

AM Period	NB	SB	EB		WB		TOTAL		PM Period	NB	SB	EB		WB		TOTAL	
00:00			25		50		75		12:00			87		65		152	
00:15			21		58		79		12:15			71		66		137	
00:30			18		60		78		12:30			108		78		186	
00:45			27	91	44	212	71	303	12:45			98	364	64	273	162	637
01:00			24		41		65		13:00			141		105		246	
01:15			10		40		50		13:15			108		81		189	
01:30			14		43		57		13:30			119		102		221	
01:45			17	65	37	161	54	226	13:45			88	456	84	372	172	828
02:00			12		30		42		14:00			97		109		206	
02:15			13		39		52		14:15			101		95		196	
02:30			15		22		37		14:30			129		122		251	
02:45			13	53	24	115	37	168	14:45			123	450	132	458	255	908
03:00			6		29		35		15:00			126		130		256	
03:15			5		25		30		15:15			114		100		214	
03:30			17		30		47		15:30			119		98		217	
03:45			14	42	26	110	40	152	15:45			104	463	136	464	240	927
04:00			12		23		35		16:00			99		139		238	
04:15			7		17		24		16:15			107		143		250	
04:30			25		30		55		16:30			121		135		256	
04:45			23	67	25	95	48	162	16:45			117	444	133	550	250	994
05:00			36		20		56		17:00			102		105		207	
05:15			59		31		90		17:15			119		115		234	
05:30			111		39		150		17:30			128		110		238	
05:45			108	314	36	126	144	440	17:45			131	480	77	407	208	887
06:00			77		56		133		18:00			104		69		173	
06:15			102		52		154		18:15			98		60		158	
06:30			117		66		183		18:30			106		64		170	
06:45			82	378	69	243	151	621	18:45			89	397	54	247	143	644
07:00			86		69		155		19:00			93		54		147	
07:15			77		77		154		19:15			111		56		167	
07:30			105		88		193		19:30			76		46		122	
07:45			99	367	67	301	166	668	19:45			70	350	53	209	123	559
08:00			92		66		158		20:00			62		68		130	
08:15			99		98		197		20:15			70		51		121	
08:30			100		82		182		20:30			59		52		111	
08:45			83	374	71	317	154	691	20:45			64	255	42	213	106	468
09:00			85		66		151		21:00			55		59		114	
09:15			74		49		123		21:15			59		77		136	
09:30			78		54		132		21:30			46		110		156	
09:45			75	312	65	234	140	546	21:45			58	218	80	326	138	544
10:00			65		66		131		22:00			69		93		162	
10:15			73		67		140		22:15			44		94		138	
10:30			86		67		153		22:30			42		87		129	
10:45			70	294	58	258	128	552	22:45			37	192	73	347	110	539
11:00			97		64		161		23:00			37		64		101	
11:15			89		65		154		23:15			38		59		97	
11:30			87		68		155		23:30			44		58		102	
11:45			77	350	66	263	143	613	23:45			28	147	50	231	78	378
TOTALS				2707		2435		**5142**	**TOTALS**				4216		4097		**8313**
SPLIT %				52.6%		47.4%		**38.2%**	**SPLIT %**				50.7%		49.3%		**61.8%**

DAILY TOTALS	NB	SB	EB	WB	Total
	0	0	6,923	6,532	13,455

AM Peak Hour			05:45	07:30	**07:30**	**PM Peak Hour**			14:30	15:45	**16:00**
AM Pk Volume			404	319	**714**	**PM Pk Volume**			492	553	**994**
Pk Hr Factor			0.863	0.814	**0.906**	**Pk Hr Factor**			0.953	0.967	**0.971**
7 - 9 Volume	0	0	741	618	**1359**	**4 - 6 Volume**	0	0	924	957	**1881**
7 - 9 Peak Hour			07:30	07:30	**07:30**	**4 - 6 Peak Hour**			17:00	16:00	**16:00**
7 - 9 Pk Volume	0	0	395	319	**714**	**4 - 6 Pk Volume**	0	0	480	550	**994**
Pk Hr Factor	0.000	0.000	0.940	0.814	**0.906**	**Pk Hr Factor**	0.000	0.000	0.916	0.962	**0.971**

Prepared by NDS/ATD

VOLUME

Dehesa Rd Bet. Fairview Villas Exit Dwy & Fairview Villas Main Entrance

Day: Thursday
Date: 2/14/2019

City: El Cajon
Project #: CA19_4056_008

DAILY TOTALS	NB	SB	EB	WB	Total
	0	0	6,707	6,123	12,830

AM Period	NB	SB	EB		WB		TOTAL		PM Period	NB	SB	EB		WB		TOTAL	
00:00			18		43		61		12:00			60		63		123	
00:15			22		57		79		12:15			79		56		135	
00:30			24		59		83		12:30			68		66		134	
00:45			19	83	45	204	64	287	12:45			81	288	68	253	149	541
01:00			16		52		68		13:00			72		54		126	
01:15			14		40		54		13:15			92		77		169	
01:30			21		36		57		13:30			81		71		152	
01:45			14	65	30	158	44	223	13:45			77	322	57	259	134	581
02:00			23		27		50		14:00			62		83		145	
02:15			14		36		50		14:15			77		81		158	
02:30			14		29		43		14:30			87		111		198	
02:45			14	65	34	126	48	191	14:45			104	330	116	391	220	721
03:00			7		18		25		15:00			111		112		223	
03:15			5		28		33		15:15			99		113		212	
03:30			12		18		30		15:30			118		93		211	
03:45			9	33	26	90	35	123	15:45			105	433	112	430	217	863
04:00			12		26		38		16:00			113		116		229	
04:15			15		27		42		16:15			124		119		243	
04:30			19		24		43		16:30			137		102		239	
04:45			28	74	25	102	53	176	16:45			124	498	100	437	224	935
05:00			30		36		66		17:00			139		82		221	
05:15			69		30		99		17:15			130		89		219	
05:30			109		34		143		17:30			128		67		195	
05:45			77	285	42	142	119	427	17:45			138	535	64	302	202	837
06:00			79		34		113		18:00			161		71		232	
06:15			80		38		118		18:15			133		65		198	
06:30			98		88		186		18:30			114		61		175	
06:45			68	325	91	251	159	576	18:45			95	503	47	244	142	747
07:00			51		99		150		19:00			99		61		160	
07:15			68		65		133		19:15			98		75		173	
07:30			98		86		184		19:30			107		69		176	
07:45			100	317	63	313	163	630	19:45			73	377	59	264	132	641
08:00			74		45		119		20:00			66		71		137	
08:15			76		64		140		20:15			70		70		140	
08:30			79		46		125		20:30			90		64		154	
08:45			110	339	82	237	192	576	20:45			79	305	74	279	153	584
09:00			86		49		135		21:00			59		54		113	
09:15			90		45		135		21:15			69		69		138	
09:30			72		49		121		21:30			77		64		141	
09:45			63	311	59	202	122	513	21:45			51	256	90	277	141	533
10:00			53		53		106		22:00			72		106		178	
10:15			64		41		105		22:15			49		79		128	
10:30			73		54		127		22:30			65		97		162	
10:45			78	268	65	213	143	481	22:45			44	230	99	381	143	611
11:00			80		58		138		23:00			38		84		122	
11:15			80		56		136		23:15			41		88		129	
11:30			77		51		128		23:30			56		73		129	
11:45			67	304	64	229	131	533	23:45			26	161	94	339	120	500
TOTALS				2469		2267		**4736**	**TOTALS**				4238		3856		**8094**
SPLIT %				52.1%		47.9%		**36.9%**	**SPLIT %**				52.4%		47.6%		**63.1%**

DAILY TOTALS	NB	SB	EB	WB	Total
	0	0	6,707	6,123	12,830

AM Peak Hour			08:30	06:30	**07:00**	**PM Peak Hour**			17:30	14:30	**16:00**
AM Pk Volume			365	343	**630**	**PM Pk Volume**			560	452	**935**
Pk Hr Factor			0.830	0.866	**0.856**	**Pk Hr Factor**			0.870	0.974	**0.962**
7 - 9 Volume	0	0	656	550	**1206**	**4 - 6 Volume**	0	0	1033	739	**1772**
7 - 9 Peak Hour			07:30	07:00	**07:00**	**4 - 6 Peak Hour**			17:00	16:00	**16:00**
7 - 9 Pk Volume	0	0	348	313	**630**	**4 - 6 Pk Volume**	0	0	535	437	**935**
Pk Hr Factor	0.000	0.000	0.870	0.790	**0.856**	**Pk Hr Factor**	0.000	0.000	0.962	0.918	**0.962**

Prepared by NDS/ATD

VOLUME

Dehesa Rd Bet. Fairview Villas Main Entrance & Matamo Pl

Day: Friday
Date: 2/8/2019

City: El Cajon
Project #: CA19_4056_010

DAILY TOTALS	NB	SB	EB	WB	Total
	0	0	8,052	7,593	15,645

AM Period	NB	SB	EB		WB		TOTAL		PM Period	NB	SB	EB		WB		TOTAL	
00:00			18		77		95		12:00			81		68		149	
00:15			28		74		102		12:15			104		88		192	
00:30			34		77		111		12:30			88		107		195	
00:45			31	111	57	285	88	396	12:45			105	378	78	341	183	719
01:00			29		63		92		13:00			126		84		210	
01:15			26		39		65		13:15			120		77		197	
01:30			22		47		69		13:30			118		99		217	
01:45			19	96	55	204	74	300	13:45			107	471	119	379	226	850
02:00			17		53		70		14:00			114		118		232	
02:15			17		41		58		14:15			97		116		213	
02:30			9		33		42		14:30			159		142		301	
02:45			24	67	40	167	64	234	14:45			127	497	150	526	277	1023
03:00			19		35		54		15:00			132		153		285	
03:15			14		26		40		15:15			142		143		285	
03:30			15		32		47		15:30			137		121		258	
03:45			15	63	39	132	54	195	15:45			144	555	130	547	274	1102
04:00			9		38		47		16:00			133		139		272	
04:15			18		36		54		16:15			150		153		303	
04:30			11		36		47		16:30			135		122		257	
04:45			18	56	39	149	57	205	16:45			164	582	131	545	295	1127
05:00			31		34		65		17:00			169		120		289	
05:15			52		41		93		17:15			142		136		278	
05:30			87		45		132		17:30			163		88		251	
05:45			76	246	38	158	114	404	17:45			162	636	97	441	259	1077
06:00			87		33		120		18:00			130		100		230	
06:15			81		44		125		18:15			145		85		230	
06:30			96		84		180		18:30			146		63		209	
06:45			79	343	83	244	162	587	18:45			108	529	72	320	180	849
07:00			56		90		146		19:00			105		75		180	
07:15			91		73		164		19:15			127		83		210	
07:30			99		67		166		19:30			101		64		165	
07:45			84	330	55	285	139	615	19:45			107	440	75	297	182	737
08:00			73		52		125		20:00			107		60		167	
08:15			91		68		159		20:15			97		86		183	
08:30			70		62		132		20:30			79		89		168	
08:45			91	325	63	245	154	570	20:45			83	366	71	306	154	672
09:00			108		59		167		21:00			70		71		141	
09:15			120		46		166		21:15			96		68		164	
09:30			102		65		167		21:30			87		115		202	
09:45			100	430	45	215	145	645	21:45			91	344	109	363	200	707
10:00			92		60		152		22:00			58		135		193	
10:15			71		56		127		22:15			57		146		203	
10:30			87		58		145		22:30			67		111		178	
10:45			75	325	59	233	134	558	22:45			72	254	121	513	193	767
11:00			86		72		158		23:00			41		104		145	
11:15			101		74		175		23:15			52		107		159	
11:30			121		84		205		23:30			54		101		155	
11:45			108	416	60	290	168	706	23:45			45	192	96	408	141	600
TOTALS				2808		2607		**5415**	**TOTALS**				5244		4986		**10230**
SPLIT %				51.9%		48.1%		**34.6%**	**SPLIT %**				51.3%		48.7%		**65.4%**

DAILY TOTALS	NB	SB	EB	WB	Total
	0	0	8,052	7,593	15,645

AM Peak Hour			09:00	06:30	**11:30**	**PM Peak Hour**			16:45	14:30	**14:30**
AM Pk Volume			430	330	**714**	**PM Pk Volume**			638	588	**1148**
Pk Hr Factor			0.896	0.917	**0.871**	**Pk Hr Factor**			0.944	0.961	**0.953**
7 - 9 Volume	0	0	655	530	**1185**	**4 - 6 Volume**	0	0	1218	986	**2204**
7 - 9 Peak Hour			07:15	07:00	**07:00**	**4 - 6 Peak Hour**			16:45	16:00	**16:15**
7 - 9 Pk Volume	0	0	347	285	**615**	**4 - 6 Pk Volume**	0	0	638	545	**1144**
Pk Hr Factor	0.000	0.000	0.876	0.792	**0.926**	**Pk Hr Factor**	0.000	0.000	0.944	0.891	**0.944**

Prepared by NDS/ATD

VOLUME

Dehesa Rd Bet. Fairview Villas Main Entrance & Matamo Pl

Day: Saturday
Date: 2/9/2019

City: El Cajon
Project #: CA19_4056_010

DAILY TOTALS	NB	SB	EB	WB	Total
	0	0	7,231	7,649	14,880

AM Period	NB	SB	EB		WB		TOTAL		PM Period	NB	SB	EB		WB		TOTAL	
00:00			42		85		127		12:00			78		72		150	
00:15			30		87		117		12:15			94		78		172	
00:30			26		83		109		12:30			111		86		197	
00:45			34	132	77	332	111	464	12:45			96	379	86	322	182	701
01:00			33		86		119		13:00			108		75		183	
01:15			19		74		93		13:15			98		73		171	
01:30			31		84		115		13:30			122		119		241	
01:45			26	109	71	315	97	424	13:45			89	417	102	369	191	786
02:00			19		79		98		14:00			105		110		215	
02:15			21		69		90		14:15			134		102		236	
02:30			19		58		77		14:30			147		112		259	
02:45			11	70	56	262	67	332	14:45			114	500	119	443	233	943
03:00			13		57		70		15:00			122		101		223	
03:15			9		51		60		15:15			128		130		258	
03:30			14		48		62		15:30			117		92		209	
03:45			13	49	48	204	61	253	15:45			124	491	127	450	251	941
04:00			7		52		59		16:00			104		91		195	
04:15			16		36		52		16:15			145		120		265	
04:30			27		48		75		16:30			126		119		245	
04:45			15	65	43	179	58	244	16:45			131	506	132	462	263	968
05:00			30		32		62		17:00			140		108		248	
05:15			65		37		102		17:15			135		107		242	
05:30			86		33		119		17:30			174		91		265	
05:45			68	249	41	143	109	392	17:45			134	583	97	403	231	986
06:00			62		33		95		18:00			116		95		211	
06:15			48		50		98		18:15			134		96		230	
06:30			62		39		101		18:30			112		104		216	
06:45			51	223	52	174	103	397	18:45			99	461	83	378	182	839
07:00			38		50		88		19:00			102		73		175	
07:15			47		44		91		19:15			98		75		173	
07:30			56		57		113		19:30			93		85		178	
07:45			45	186	65	216	110	402	19:45			82	375	91	324	173	699
08:00			55		53		108		20:00			73		81		154	
08:15			58		74		132		20:15			81		95		176	
08:30			57		71		128		20:30			72		74		146	
08:45			68	238	45	243	113	481	20:45			80	306	71	321	151	627
09:00			79		61		140		21:00			70		88		158	
09:15			103		78		181		21:15			82		86		168	
09:30			86		80		166		21:30			93		103		196	
09:45			90	358	55	274	145	632	21:45			77	322	134	411	211	733
10:00			68		65		133		22:00			83		156		239	
10:15			68		70		138		22:15			70		103		173	
10:30			86		49		135		22:30			90		119		209	
10:45			83	305	61	245	144	550	22:45			72	315	108	486	180	801
11:00			83		73		156		23:00			53		106		159	
11:15			106		58		164		23:15			59		107		166	
11:30			100		74		174		23:30			65		111		176	
11:45			81	370	66	271	147	641	23:45			45	222	98	422	143	644
TOTALS				2354		2858		5212	TOTALS				4877		4791		9668
SPLIT %				45.2%		54.8%		35.0%	SPLIT %				50.4%		49.6%		65.0%

DAILY TOTALS	NB	SB	EB	WB	Total
	0	0	7,231	7,649	14,880

AM Peak Hour			10:45	00:15	11:45	PM Peak Hour			17:00	21:45	16:15
AM Pk Volume			372	333	666	PM Pk Volume			583	512	1021
Pk Hr Factor			0.877	0.957	0.845	Pk Hr Factor			0.838	0.821	0.963
7 - 9 Volume	0	0	424	459	883	4 - 6 Volume	0	0	1089	865	1954
7 - 9 Peak Hour			08:00	07:45	08:00	4 - 6 Peak Hour			17:00	16:15	16:15
7 - 9 Pk Volume	0	0	238	263	481	4 - 6 Pk Volume	0	0	583	479	1021
Pk Hr Factor	0.000	0.000	0.875	0.889	0.911	Pk Hr Factor	0.000	0.000	0.838	0.907	0.963

Prepared by NDS/ATD

VOLUME

Dehesa Rd Bet. Fairview Villas Main Entrance & Matamo Pl

Day: Sunday
Date: 2/10/2019

City: El Cajon
Project #: CA19_4056_010

DAILY TOTALS	NB	SB	EB	WB	Total
	0	0	6,567	7,106	13,673

AM Period	NB	SB	EB		WB		TOTAL		PM Period	NB	SB	EB		WB		TOTAL	
00:00			38		104		142		12:00			106		69		175	
00:15			38		72		110		12:15			128		89		217	
00:30			31		98		129		12:30			126		75		201	
00:45			29	136	94	368	123	504	12:45			121	481	88	321	209	802
01:00			32		107		139		13:00			123		76		199	
01:15			29		83		112		13:15			147		89		236	
01:30			19		82		101		13:30			161		85		246	
01:45			19	99	76	348	95	447	13:45			113	544	109	359	222	903
02:00			19		72		91		14:00			136		93		229	
02:15			20		68		88		14:15			89		91		180	
02:30			28		60		88		14:30			134		106		240	
02:45			20	87	55	255	75	342	14:45			102	461	110	400	212	861
03:00			17		40		57		15:00			108		129		237	
03:15			17		62		79		15:15			123		94		217	
03:30			14		40		54		15:30			110		114		224	
03:45			9	57	42	184	51	241	15:45			107	448	96	433	203	881
04:00			7		36		43		16:00			127		108		235	
04:15			14		49		63		16:15			121		136		257	
04:30			13		40		53		16:30			115		114		229	
04:45			24	58	51	176	75	234	16:45			138	501	91	449	229	950
05:00			18		30		48		17:00			135		91		226	
05:15			39		40		79		17:15			145		99		244	
05:30			57		41		98		17:30			124		108		232	
05:45			25	139	24	135	49	274	17:45			84	488	73	371	157	859
06:00			33		27		60		18:00			106		88		194	
06:15			33		35		68		18:15			101		91		192	
06:30			47		37		84		18:30			98		90		188	
06:45			47	160	40	139	87	299	18:45			71	376	83	352	154	728
07:00			30		47		77		19:00			82		84		166	
07:15			45		28		73		19:15			80		75		155	
07:30			56		52		108		19:30			71		89		160	
07:45			32	163	37	164	69	327	19:45			47	280	73	321	120	601
08:00			52		41		93		20:00			55		68		123	
08:15			39		52		91		20:15			61		89		150	
08:30			72		36		108		20:30			67		82		149	
08:45			65	228	53	182	118	410	20:45			48	231	75	314	123	545
09:00			86		49		135		21:00			51		102		153	
09:15			67		50		117		21:15			56		51		107	
09:30			95		50		145		21:30			55		75		130	
09:45			71	319	53	202	124	521	21:45			44	206	110	338	154	544
10:00			69		65		134		22:00			49		105		154	
10:15			84		59		143		22:15			53		96		149	
10:30			89		70		159		22:30			52		98		150	
10:45			103	345	63	257	166	602	22:45			47	201	89	388	136	589
11:00			93		78		171		23:00			37		93		130	
11:15			110		66		176		23:15			42		85		127	
11:30			106		82		188		23:30			33		84		117	
11:45			114	423	69	295	183	718	23:45			24	136	93	355	117	491
TOTALS				2214		2705		4919	TOTALS				4353		4401		8754
SPLIT %				45.0%		55.0%		36.0%	SPLIT %				49.7%		50.3%		64.0%

DAILY TOTALS	NB	SB	EB	WB	Total
	0	0	6,567	7,106	13,673

AM Peak Hour			11:45	00:30	11:45	PM Peak Hour			13:15	15:30	16:00
AM Pk Volume			474	382	776	PM Pk Volume			557	454	950
Pk Hr Factor			0.926	0.893	0.894	Pk Hr Factor			0.865	0.835	0.924
7 - 9 Volume	0	0	391	346	737	4 - 6 Volume	0	0	989	820	1809
7 - 9 Peak Hour			08:00	07:30	08:00	4 - 6 Peak Hour			16:45	16:00	16:00
7 - 9 Pk Volume	0	0	228	182	410	4 - 6 Pk Volume	0	0	542	449	950
Pk Hr Factor	0.000	0.000	0.792	0.875	0.869	Pk Hr Factor	0.000	0.000	0.934	0.825	0.924

Prepared by NDS/ATD

VOLUME

Dehesa Rd Bet. Fairview Villas Main Entrance & Matamo Pl

Day: Monday
Date: 2/11/2019

City: El Cajon
Project #: CA19_4056_010

DAILY TOTALS	NB	SB	EB	WB	Total
	0	0	7,850	7,931	15,781

AM Period	NB	SB	EB		WB		TOTAL		PM Period	NB	SB	EB		WB		TOTAL	
00:00			22		75		97		12:00			86		90		176	
00:15			27		64		91		12:15			119		86		205	
00:30			15		68		83		12:30			117		81		198	
00:45			24	88	57	264	81	352	12:45			141	463	108	365	249	828
01:00			25		48		73		13:00			116		103		219	
01:15			17		60		77		13:15			124		121		245	
01:30			15		53		68		13:30			113		124		237	
01:45			18	75	40	201	58	276	13:45			100	453	114	462	214	915
02:00			14		39		53		14:00			119		108		227	
02:15			14		42		56		14:15			136		128		264	
02:30			15		35		50		14:30			149		134		283	
02:45			10	53	43	159	53	212	14:45			143	547	182	552	325	1099
03:00			10		21		31		15:00			133		179		312	
03:15			9		30		39		15:15			143		161		304	
03:30			12		25		37		15:30			163		151		314	
03:45			12	43	28	104	40	147	15:45			124	563	143	634	267	1197
04:00			11		23		34		16:00			125		141		266	
04:15			11		27		38		16:15			149		168		317	
04:30			19		32		51		16:30			151		181		332	
04:45			23	64	30	112	53	176	16:45			140	565	191	681	331	1246
05:00			33		37		70		17:00			147		142		289	
05:15			63		33		96		17:15			159		162		321	
05:30			89		47		136		17:30			121		130		251	
05:45			91	276	30	147	121	423	17:45			151	578	104	538	255	1116
06:00			84		36		120		18:00			115		114		229	
06:15			85		43		128		18:15			129		108		237	
06:30			112		43		155		18:30			116		97		213	
06:45			84	365	68	190	152	555	18:45			111	471	79	398	190	869
07:00			66		60		126		19:00			92		87		179	
07:15			101		74		175		19:15			96		101		197	
07:30			115		63		178		19:30			88		78		166	
07:45			114	396	81	278	195	674	19:45			84	360	78	344	162	704
08:00			74		66		140		20:00			61		74		135	
08:15			96		91		187		20:15			68		93		161	
08:30			81		81		162		20:30			60		64		124	
08:45			100	351	50	288	150	639	20:45			48	237	55	286	103	523
09:00			111		54		165		21:00			41		80		121	
09:15			124		74		198		21:15			62		66		128	
09:30			93		53		146		21:30			60		69		129	
09:45			132	460	74	255	206	715	21:45			43	206	139	354	182	560
10:00			104		54		158		22:00			42		114		156	
10:15			98		79		177		22:15			61		92		153	
10:30			113		71		184		22:30			55		85		140	
10:45			109	424	61	265	170	689	22:45			36	194	87	378	123	572
11:00			115		87		202		23:00			39		80		119	
11:15			133		90		223		23:15			36		89		125	
11:30			120		97		217		23:30			42		61		103	
11:45			106	474	82	356	188	830	23:45			27	144	90	320	117	464
TOTALS				3069		2619		**5688**	**TOTALS**				4781		5312		**10093**
SPLIT %				54.0%		46.0%		**36.0%**	**SPLIT %**				47.4%		52.6%		**64.0%**

DAILY TOTALS	NB	SB	EB	WB	Total
	0	0	7,850	7,931	15,781

AM Peak Hour			10:45	11:15	**11:00**	**PM Peak Hour**			16:30	16:15	**16:30**
AM Pk Volume			477	359	**830**	**PM Pk Volume**			597	682	**1273**
Pk Hr Factor			0.897	0.925	**0.930**	**Pk Hr Factor**			0.939	0.893	**0.959**
7 - 9 Volume	0	0	747	566	**1313**	**4 - 6 Volume**	0	0	1143	1219	**2362**
7 - 9 Peak Hour			07:15	07:45	**07:30**	**4 - 6 Peak Hour**			16:30	16:15	**16:30**
7 - 9 Pk Volume	0	0	404	319	**700**	**4 - 6 Pk Volume**	0	0	597	682	**1273**
Pk Hr Factor	0.000	0.000	0.878	0.876	**0.897**	**Pk Hr Factor**	0.000	0.000	0.939	0.893	**0.959**

Prepared by NDS/ATD

VOLUME

Dehesa Rd Bet. Fairview Villas Main Entrance & Matamo Pl

Day: Tuesday
Date: 2/12/2019

City: El Cajon
Project #: CA19_4056_010

DAILY TOTALS	NB	SB	EB	WB	Total
	0	0	6,795	6,831	13,626

AM Period	NB	SB	EB		WB		TOTAL		PM Period	NB	SB	EB		WB		TOTAL	
00:00			21		49		70		12:00			104		71		175	
00:15			24		74		98		12:15			82		75		157	
00:30			17		61		78		12:30			102		77		179	
00:45			17	79	54	238	71	317	12:45			95	383	67	290	162	673
01:00			13		49		62		13:00			82		76		158	
01:15			15		52		67		13:15			97		93		190	
01:30			22		38		60		13:30			98		72		170	
01:45			25	75	49	188	74	263	13:45			92	369	90	331	182	700
02:00			16		32		48		14:00			79		81		160	
02:15			22		29		51		14:15			89		78		167	
02:30			10		39		49		14:30			105		104		209	
02:45			8	56	21	121	29	177	14:45			131	404	123	386	254	790
03:00			8		27		35		15:00			90		197		287	
03:15			9		24		33		15:15			109		130		239	
03:30			11		27		38		15:30			114		124		238	
03:45			13	41	26	104	39	145	15:45			130	443	132	583	262	1026
04:00			11		24		35		16:00			104		143		247	
04:15			9		17		26		16:15			119		174		293	
04:30			22		25		47		16:30			138		142		280	
04:45			18	60	25	91	43	151	16:45			112	473	153	612	265	1085
05:00			31		37		68		17:00			106		109		215	
05:15			64		46		110		17:15			134		144		278	
05:30			99		49		148		17:30			140		145		285	
05:45			96	290	31	163	127	453	17:45			119	499	81	479	200	978
06:00			88		37		125		18:00			127		89		216	
06:15			86		63		149		18:15			98		69		167	
06:30			120		68		188		18:30			106		68		174	
06:45			86	380	103	271	189	651	18:45			96	427	50	276	146	703
07:00			69		86		155		19:00			81		56		137	
07:15			91		74		165		19:15			73		70		143	
07:30			104		85		189		19:30			65		80		145	
07:45			104	368	75	320	179	688	19:45			67	286	61	267	128	553
08:00			84		69		153		20:00			77		62		139	
08:15			107		82		189		20:15			56		48		104	
08:30			110		71		181		20:30			64		61		125	
08:45			91	392	78	300	169	692	20:45			48	245	71	242	119	487
09:00			91		61		152		21:00			51		67		118	
09:15			108		52		160		21:15			56		64		120	
09:30			91		63		154		21:30			55		60		115	
09:45			76	366	49	225	125	591	21:45			50	212	90	281	140	493
10:00			68		45		113		22:00			48		80		128	
10:15			75		68		143		22:15			52		52		104	
10:30			74		60		134		22:30			45		84		129	
10:45			78	295	59	232	137	527	22:45			43	188	79	295	122	483
11:00			86		66		152		23:00			44		52		96	
11:15			76		76		152		23:15			37		65		102	
11:30			63		93		156		23:30			43		79		122	
11:45			82	307	59	294	141	601	23:45			33	157	46	242	79	399
TOTALS				2709		2547		**5256**	**TOTALS**				4086		4284		**8370**
SPLIT %				51.5%		48.5%		**38.6%**	**SPLIT %**				48.8%		51.2%		**61.4%**

DAILY TOTALS	NB	SB	EB	WB	Total
	0	0	6,795	6,831	13,626

AM Peak Hour			07:45	06:45	**07:30**	**PM Peak Hour**			17:15	16:00	**16:00**
AM Pk Volume			405	348	**710**	**PM Pk Volume**			520	612	**1085**
Pk Hr Factor			0.920	0.845	**0.939**	**Pk Hr Factor**			0.929	0.879	**0.926**
7 - 9 Volume	0	0	760	620	**1380**	**4 - 6 Volume**	0	0	972	1091	**2063**
7 - 9 Peak Hour			07:45	07:00	**07:30**	**4 - 6 Peak Hour**			17:00	16:00	**16:00**
7 - 9 Pk Volume	0	0	405	320	**710**	**4 - 6 Pk Volume**	0	0	499	612	**1085**
Pk Hr Factor	0.000	0.000	0.920	0.930	**0.939**	**Pk Hr Factor**	0.000	0.000	0.891	0.879	**0.926**

Prepared by NDS/ATD

VOLUME

Dehesa Rd Bet. Fairview Villas Main Entrance & Matamo Pl

Day: Wednesday
Date: 2/13/2019

City: El Cajon
Project #: CA19_4056_010

DAILY TOTALS	NB	SB	EB	WB	Total
	0	0	6,752	6,810	13,562

AM Period	NB	SB	EB		WB		TOTAL		PM Period	NB	SB	EB		WB		TOTAL	
00:00			23		51		74		12:00			82		65		147	
00:15			19		60		79		12:15			75		66		141	
00:30			19		58		77		12:30			104		87		191	
00:45			27	88	47	216	74	304	12:45			97	358	74	292	171	650
01:00			23		39		62		13:00			142		113		255	
01:15			12		41		53		13:15			100		85		185	
01:30			14		44		58		13:30			119		111		230	
01:45			16	65	41	165	57	230	13:45			84	445	92	401	176	846
02:00			12		32		44		14:00			97		114		211	
02:15			13		39		52		14:15			93		102		195	
02:30			14		24		38		14:30			122		127		249	
02:45			13	52	24	119	37	171	14:45			122	434	138	481	260	915
03:00			6		31		37		15:00			123		137		260	
03:15			5		26		31		15:15			112		104		216	
03:30			18		31		49		15:30			112		103		215	
03:45			14	43	27	115	41	158	15:45			107	454	142	486	249	940
04:00			12		24		36		16:00			96		145		241	
04:15			8		17		25		16:15			102		148		250	
04:30			25		33		58		16:30			115		140		255	
04:45			25	70	23	97	48	167	16:45			115	428	140	573	255	1001
05:00			37		21		58		17:00			98		111		209	
05:15			59		32		91		17:15			113		124		237	
05:30			112		42		154		17:30			122		110		232	
05:45			111	319	41	136	152	455	17:45			128	461	82	427	210	888
06:00			76		60		136		18:00			95		70		165	
06:15			107		56		163		18:15			94		63		157	
06:30			114		69		183		18:30			105		66		171	
06:45			78	375	72	257	150	632	18:45			75	369	55	254	130	623
07:00			90		71		161		19:00			91		61		152	
07:15			77		75		152		19:15			105		57		162	
07:30			107		89		196		19:30			79		49		128	
07:45			97	371	71	306	168	677	19:45			69	344	55	222	124	566
08:00			91		71		162		20:00			56		66		122	
08:15			93		106		199		20:15			60		51		111	
08:30			102		88		190		20:30			51		53		104	
08:45			82	368	73	338	155	706	20:45			57	224	43	213	100	437
09:00			86		64		150		21:00			49		61		110	
09:15			71		54		125		21:15			58		79		137	
09:30			74		56		130		21:30			41		113		154	
09:45			77	308	65	239	142	547	21:45			55	203	86	339	141	542
10:00			65		69		134		22:00			69		97		166	
10:15			73		71		144		22:15			43		96		139	
10:30			83		69		152		22:30			40		88		128	
10:45			71	292	58	267	129	559	22:45			40	192	74	355	114	547
11:00			97		68		165		23:00			38		64		102	
11:15			87		67		154		23:15			41		62		103	
11:30			85		72		157		23:30			41		61		102	
11:45			75	344	69	276	144	620	23:45			25	145	49	236	74	381
TOTALS				2695		2531		**5226**	**TOTALS**				4057		4279		**8336**
SPLIT %				51.6%		48.4%		**38.5%**	**SPLIT %**				48.7%		51.3%		**61.5%**

DAILY TOTALS	NB	SB	EB	WB	Total
	0	0	6,752	6,810	13,562

AM Peak Hour			05:45	08:00	**07:30**	**PM Peak Hour**			14:30	15:45	**16:00**
AM Pk Volume			408	338	**725**	**PM Pk Volume**			479	575	**1001**
Pk Hr Factor			0.895	0.797	**0.911**	**Pk Hr Factor**			0.974	0.971	**0.981**
7 - 9 Volume	0	0	739	644	**1383**	**4 - 6 Volume**	0	0	889	1000	**1889**
7 - 9 Peak Hour			07:30	08:00	**07:30**	**4 - 6 Peak Hour**			17:00	16:00	**16:00**
7 - 9 Pk Volume	0	0	388	338	**725**	**4 - 6 Pk Volume**	0	0	461	573	**1001**
Pk Hr Factor	0.000	0.000	0.907	0.797	**0.911**	**Pk Hr Factor**	0.000	0.000	0.900	0.968	**0.981**

Prepared by NDS/ATD

VOLUME

Dehesa Rd Bet. Fairview Villas Main Entrance & Matamo Pl

Day: Thursday
Date: 2/14/2019

City: El Cajon
Project #: CA19_4056_010

DAILY TOTALS	NB	SB	EB	WB	Total
	0	0	6,638	6,336	12,974

AM Period	NB	SB	EB		WB		TOTAL		PM Period	NB	SB	EB		WB		TOTAL	
00:00			14		45		59		12:00			64		67		131	
00:15			20		58		78		12:15			82		57		139	
00:30			22		61		83		12:30			68		68		136	
00:45			20	76	46	210	66	286	12:45			81	295	68	260	149	555
01:00			16		54		70		13:00			69		57		126	
01:15			13		40		53		13:15			87		80		167	
01:30			19		37		56		13:30			86		69		155	
01:45			15	63	30	161	45	224	13:45			79	321	59	265	138	586
02:00			22		28		50		14:00			58		84		142	
02:15			16		35		51		14:15			78		85		163	
02:30			14		30		44		14:30			89		119		208	
02:45			10	62	34	127	44	189	14:45			100	325	123	411	223	736
03:00			6		19		25		15:00			107		117		224	
03:15			5		29		34		15:15			102		115		217	
03:30			10		18		28		15:30			114		100		214	
03:45			7	28	26	92	33	120	15:45			111	434	117	449	228	883
04:00			10		28		38		16:00			114		120		234	
04:15			15		29		44		16:15			129		122		251	
04:30			15		25		40		16:30			131		109		240	
04:45			25	65	26	108	51	173	16:45			128	502	104	455	232	957
05:00			30		36		66		17:00			140		92		232	
05:15			66		31		97		17:15			125		95		220	
05:30			108		35		143		17:30			132		71		203	
05:45			76	280	42	144	118	424	17:45			138	535	69	327	207	862
06:00			80		34		114		18:00			164		76		240	
06:15			74		39		113		18:15			133		66		199	
06:30			104		93		197		18:30			119		67		186	
06:45			70	328	91	257	161	585	18:45			100	516	49	258	149	774
07:00			47		99		146		19:00			98		63		161	
07:15			64		65		129		19:15			98		81		179	
07:30			97		89		186		19:30			107		71		178	
07:45			103	311	67	320	170	631	19:45			71	374	58	273	129	647
08:00			70		46		116		20:00			64		73		137	
08:15			78		68		146		20:15			69		72		141	
08:30			81		48		129		20:30			90		69		159	
08:45			106	335	86	248	192	583	20:45			75	298	76	290	151	588
09:00			86		52		138		21:00			58		57		115	
09:15			86		48		134		21:15			69		71		140	
09:30			67		50		117		21:30			75		68		143	
09:45			65	304	58	208	123	512	21:45			52	254	93	289	145	543
10:00			48		53		101		22:00			78		111		189	
10:15			61		42		103		22:15			45		81		126	
10:30			75		53		128		22:30			66		102		168	
10:45			72	256	62	210	134	466	22:45			42	231	100	394	142	625
11:00			75		58		133		23:00			38		86		124	
11:15			78		57		135		23:15			38		90		128	
11:30			76		52		128		23:30			52		76		128	
11:45			64	293	67	234	131	527	23:45			24	152	94	346	118	498
TOTALS				2401		2319		**4720**	**TOTALS**				4237		4017		**8254**
SPLIT %				50.9%		49.1%		**36.4%**	**SPLIT %**				51.3%		48.7%		**63.6%**

DAILY TOTALS	NB	SB	EB	WB	Total
	0	0	6,638	6,336	12,974

AM Peak Hour			08:30	06:30	**06:30**	**PM Peak Hour**			17:30	14:30	**16:00**
AM Pk Volume			359	348	**633**	**PM Pk Volume**			567	474	**957**
Pk Hr Factor			0.847	0.879	**0.803**	**Pk Hr Factor**			0.864	0.963	**0.953**
7 - 9 Volume	0	0	646	568	**1214**	**4 - 6 Volume**	0	0	1037	782	**1819**
7 - 9 Peak Hour			07:30	07:00	**07:00**	**4 - 6 Peak Hour**			17:00	16:00	**16:00**
7 - 9 Pk Volume	0	0	348	320	**631**	**4 - 6 Pk Volume**	0	0	535	455	**957**
Pk Hr Factor	0.000	0.000	0.845	0.808	**0.848**	**Pk Hr Factor**	0.000	0.000	0.955	0.932	**0.953**

Prepared by NDS/ATD

VOLUME

Dehesa Rd Bet. Matamo Pl & Sycuan Summit Dr

Day: Friday
Date: 2/8/2019

City: El Cajon
Project #: CA19_4056_011

DAILY TOTALS	NB	SB	EB	WB	Total
	0	0	7,845	7,643	15,488

AM Period	NB	SB	EB		WB		TOTAL		PM Period	NB	SB	EB		WB		TOTAL	
00:00			20		74		94		12:00			82		61		143	
00:15			33		72		105		12:15			98		84		182	
00:30			30		79		109		12:30			89		103		192	
00:45			28	111	56	281	84	392	12:45			96	365	74	322	170	687
01:00			28		61		89		13:00			115		82		197	
01:15			30		40		70		13:15			127		86		213	
01:30			18		42		60		13:30			118		94		212	
01:45			19	95	54	197	73	292	13:45			106	466	116	378	222	844
02:00			14		56		70		14:00			108		122		230	
02:15			18		40		58		14:15			94		146		240	
02:30			11		31		42		14:30			150		152		302	
02:45			22	65	34	161	56	226	14:45			121	473	148	568	269	1041
03:00			14		38		52		15:00			127		173		300	
03:15			10		30		40		15:15			143		176		319	
03:30			13		34		47		15:30			135		146		281	
03:45			14	51	33	135	47	186	15:45			136	541	146	641	282	1182
04:00			9		46		55		16:00			131		140		271	
04:15			15		30		45		16:15			150		145		295	
04:30			16		32		48		16:30			129		134		263	
04:45			21	61	42	150	63	211	16:45			158	568	166	585	324	1153
05:00			28		30		58		17:00			167		142		309	
05:15			58		42		100		17:15			142		125		267	
05:30			85		42		127		17:30			155		101		256	
05:45			76	247	36	150	112	397	17:45			166	630	104	472	270	1102
06:00			84		55		139		18:00			130		99		229	
06:15			80		45		125		18:15			139		84		223	
06:30			90		80		170		18:30			147		74		221	
06:45			84	338	76	256	160	594	18:45			107	523	78	335	185	858
07:00			58		89		147		19:00			105		81		186	
07:15			85		74		159		19:15			121		79		200	
07:30			98		78		176		19:30			101		94		195	
07:45			80	321	47	288	127	609	19:45			101	428	78	332	179	760
08:00			64		56		120		20:00			110		66		176	
08:15			83		64		147		20:15			96		63		159	
08:30			66		51		117		20:30			77		90		167	
08:45			86	299	66	237	152	536	20:45			83	366	58	277	141	643
09:00			100		58		158		21:00			69		92		161	
09:15			113		45		158		21:15			93		76		169	
09:30			100		59		159		21:30			84		59		143	
09:45			88	401	49	211	137	612	21:45			89	335	85	312	174	647
10:00			95		59		154		22:00			60		128		188	
10:15			69		55		124		22:15			56		109		165	
10:30			88		56		144		22:30			66		100		166	
10:45			71	323	59	229	130	552	22:45			71	253	98	435	169	688
11:00			89		70		159		23:00			39		90		129	
11:15			100		61		161		23:15			50		112		162	
11:30			107		77		184		23:30			54		122		176	
11:45			102	398	58	266	160	664	23:45			44	187	101	425	145	612
TOTALS				2710		2561		**5271**	**TOTALS**				5135		5082		**10217**
SPLIT %				51.4%		48.6%		**34.0%**	**SPLIT %**				50.3%		49.7%		**66.0%**

DAILY TOTALS	NB	SB	EB	WB	Total
	0	0	7,845	7,643	15,488

AM Peak Hour			09:00	06:30	**11:45**	**PM Peak Hour**			17:00	14:30	**16:15**
AM Pk Volume			401	319	**677**	**PM Pk Volume**			630	649	**1191**
Pk Hr Factor			0.887	0.896	**0.882**	**Pk Hr Factor**			0.943	0.922	**0.919**
7 - 9 Volume	0	0	620	525	**1145**	**4 - 6 Volume**	0	0	1198	1057	**2255**
7 - 9 Peak Hour			07:15	07:00	**07:00**	**4 - 6 Peak Hour**			17:00	16:15	**16:15**
7 - 9 Pk Volume	0	0	327	288	**609**	**4 - 6 Pk Volume**	0	0	630	587	**1191**
Pk Hr Factor	0.000	0.000	0.834	0.809	**0.865**	**Pk Hr Factor**	0.000	0.000	0.943	0.884	**0.919**

Prepared by NDS/ATD

VOLUME

Dehesa Rd Bet. Matamo Pl & Sycuan Summit Dr

Day: Saturday
Date: 2/9/2019

City: El Cajon
Project #: CA19_4056_011

DAILY TOTALS	NB	SB	EB	WB	Total
	0	0	7,046	7,134	14,180

AM Period	NB	SB	EB		WB		TOTAL		PM Period	NB	SB	EB		WB		TOTAL	
00:00			41		72		113		12:00			77		96		173	
00:15			27		103		130		12:15			87		59		146	
00:30			25		79		104		12:30			103		73		176	
00:45			33	126	80	334	113	460	12:45			97	364	63	291	160	655
01:00			30		69		99		13:00			107		100		207	
01:15			17		71		88		13:15			94		74		168	
01:30			28		70		98		13:30			113		75		188	
01:45			24	99	63	273	87	372	13:45			92	406	101	350	193	756
02:00			20		73		93		14:00			107		99		206	
02:15			20		66		86		14:15			132		88		220	
02:30			17		68		85		14:30			144		123		267	
02:45			13	70	46	253	59	323	14:45			112	495	138	448	250	943
03:00			12		39		51		15:00			120		98		218	
03:15			8		42		50		15:15			126		105		231	
03:30			12		55		67		15:30			115		110		225	
03:45			12	44	36	172	48	216	15:45			122	483	119	432	241	915
04:00			8		38		46		16:00			100		96		196	
04:15			15		33		48		16:15			143		102		245	
04:30			26		60		86		16:30			122		138		260	
04:45			14	63	39	170	53	233	16:45			128	493	109	445	237	938
05:00			30		35		65		17:00			133		93		226	
05:15			62		37		99		17:15			136		117		253	
05:30			83		32		115		17:30			172		96		268	
05:45			60	235	40	144	100	379	17:45			133	574	98	404	231	978
06:00			63		33		96		18:00			116		82		198	
06:15			46		40		86		18:15			128		90		218	
06:30			57		39		96		18:30			113		95		208	
06:45			50	216	45	157	95	373	18:45			97	454	105	372	202	826
07:00			35		43		78		19:00			102		85		187	
07:15			48		39		87		19:15			97		75		172	
07:30			52		37		89		19:30			84		83		167	
07:45			43	178	49	168	92	346	19:45			87	370	73	316	160	686
08:00			51		61		112		20:00			72		69		141	
08:15			59		57		116		20:15			79		83		162	
08:30			54		53		107		20:30			65		73		138	
08:45			69	233	45	216	114	449	20:45			83	299	78	303	161	602
09:00			75		40		115		21:00			68		66		134	
09:15			101		77		178		21:15			80		68		148	
09:30			79		43		122		21:30			90		99		189	
09:45			89	344	62	222	151	566	21:45			76	314	68	301	144	615
10:00			65		44		109		22:00			84		82		166	
10:15			67		47		114		22:15			67		165		232	
10:30			80		53		133		22:30			89		112		201	
10:45			85	297	53	197	138	494	22:45			73	313	106	465	179	778
11:00			80		57		137		23:00			54		97		151	
11:15			100		75		175		23:15			58		121		179	
11:30			100		78		178		23:30			60		100		160	
11:45			79	359	68	278	147	637	23:45			45	217	105	423	150	640
TOTALS				2264		2584		**4848**	**TOTALS**				4782		4550		**9332**
SPLIT %				46.7%		53.3%		**34.2%**	**SPLIT %**				51.2%		48.8%		**65.8%**

DAILY TOTALS	NB	SB	EB	WB	Total
	0	0	7,046	7,134	14,180

AM Peak Hour			10:45			**11:15**	**PM Peak Hour**			17:00		22:15		**16:45**
AM Pk Volume			365		334	**673**	**PM Pk Volume**			574		480		**984**
Pk Hr Factor			0.913		0.811	**0.945**	**Pk Hr Factor**			0.834		0.727		**0.918**
7 - 9 Volume	0	0	411		384	**795**	**4 - 6 Volume**	0	0	1067		849		**1916**
7 - 9 Peak Hour			08:00		07:45	**08:00**	**4 - 6 Peak Hour**			17:00		16:30		**16:45**
7 - 9 Pk Volume	0	0	233		220	**449**	**4 - 6 Pk Volume**	0	0	574		457		**984**
Pk Hr Factor	0.000	0.000	0.844		0.902	**0.968**	**Pk Hr Factor**	0.000	0.000	0.834		0.828		**0.918**

Prepared by NDS/ATD

VOLUME

Dehesa Rd Bet. Matamo Pl & Sycuan Summit Dr

Day: Sunday
Date: 2/10/2019

City: El Cajon
Project #: CA19_4056_011

DAILY TOTALS	NB	SB	EB	WB	Total
	0	0	6,402	6,881	13,283

AM Period	NB	SB	EB		WB		TOTAL		PM Period	NB	SB	EB		WB		TOTAL	
00:00			36		98		134		12:00			100		78		178	
00:15			35		85		120		12:15			124		79		203	
00:30			32		87		119		12:30			117		70		187	
00:45			26	129	88	358	114	487	12:45			122	463	75	302	197	765
01:00			32		86		118		13:00			121		71		192	
01:15			28		82		110		13:15			143		90		233	
01:30			17		83		100		13:30			156		82		238	
01:45			19	96	70	321	89	417	13:45			115	535	109	352	224	887
02:00			15		73		88		14:00			134		90		224	
02:15			18		67		85		14:15			86		91		177	
02:30			27		56		83		14:30			132		105		237	
02:45			20	80	47	243	67	323	14:45			101	453	108	394	209	847
03:00			16		51		67		15:00			104		126		230	
03:15			15		46		61		15:15			121		94		215	
03:30			13		51		64		15:30			112		116		228	
03:45			9	53	41	189	50	242	15:45			104	441	89	425	193	866
04:00			7		43		50		16:00			123		109		232	
04:15			13		32		45		16:15			118		135		253	
04:30			11		30		41		16:30			112		113		225	
04:45			21	52	51	156	72	208	16:45			136	489	92	449	228	938
05:00			17		25		42		17:00			133		89		222	
05:15			36		45		81		17:15			148		100		248	
05:30			54		41		95		17:30			122		106		228	
05:45			25	132	28	139	53	271	17:45			80	483	72	367	152	850
06:00			31		29		60		18:00			107		87		194	
06:15			34		41		75		18:15			99		90		189	
06:30			44		44		88		18:30			98		92		190	
06:45			43	152	34	148	77	300	18:45			71	375	79	348	150	723
07:00			28		47		75		19:00			78		84		162	
07:15			45		31		76		19:15			82		76		158	
07:30			51		41		92		19:30			66		88		154	
07:45			30	154	37	156	67	310	19:45			46	272	70	318	116	590
08:00			49		41		90		20:00			56		69		125	
08:15			39		30		69		20:15			62		89		151	
08:30			72		48		120		20:30			63		80		143	
08:45			63	223	42	161	105	384	20:45			49	230	72	310	121	540
09:00			81		46		127		21:00			47		102		149	
09:15			66		50		116		21:15			58		54		112	
09:30			95		53		148		21:30			54		75		129	
09:45			68	310	54	203	122	513	21:45			41	200	111	342	152	542
10:00			67		44		111		22:00			48		99		147	
10:15			80		52		132		22:15			53		99		152	
10:30			86		59		145		22:30			48		95		143	
10:45			106	339	51	206	157	545	22:45			48	197	92	385	140	582
11:00			91		53		144		23:00			35		88		123	
11:15			105		64		169		23:15			42		82		124	
11:30			103		62		165		23:30			31		83		114	
11:45			114	413	85	264	199	677	23:45			23	131	92	345	115	476
TOTALS				2133		2544		**4677**	**TOTALS**				4269		4337		**8606**
SPLIT %				45.6%		54.4%		**35.2%**	**SPLIT %**				49.6%		50.4%		**64.8%**

DAILY TOTALS	NB	SB	EB	WB	Total
	0	0	6,402	6,881	13,283

AM Peak Hour			11:45			**11:45**	**PM Peak Hour**			13:15	15:30	**16:00**
AM Pk Volume			455	358		**767**	**PM Pk Volume**			548	449	**938**
Pk Hr Factor			0.917	0.913		**0.945**	**Pk Hr Factor**			0.878	0.831	**0.927**
7 - 9 Volume	0	0	377	317		**694**	**4 - 6 Volume**	0	0	972	816	**1788**
7 - 9 Peak Hour			08:00	08:00		**08:00**	**4 - 6 Peak Hour**			16:45	16:00	**16:00**
7 - 9 Pk Volume	0	0	223	161		**384**	**4 - 6 Pk Volume**	0	0	539	449	**938**
Pk Hr Factor	0.000	0.000	0.774	0.839		**0.800**	**Pk Hr Factor**	0.000	0.000	0.910	0.831	**0.927**

Prepared by NDS/ATD

VOLUME

Dehesa Rd Bet. Matamo Pl & Sycuan Summit Dr

Day: Monday
Date: 2/11/2019

City: El Cajon
Project #: CA19_4056_011

DAILY TOTALS	NB	SB	EB	WB	Total
	0	0	7,718	7,797	15,515

AM Period	NB	SB	EB		WB		TOTAL		PM Period	NB	SB	EB		WB		TOTAL	
00:00			24		74		98		12:00			95		88		183	
00:15			24		65		89		12:15			117		87		204	
00:30			15		65		80		12:30			112		80		192	
00:45			21	84	58	262	79	346	12:45			136	460	112	367	248	827
01:00			23		46		69		13:00			122		102		224	
01:15			18		58		76		13:15			116		111		227	
01:30			14		53		67		13:30			116		121		237	
01:45			18	73	40	197	58	270	13:45			95	449	118	452	213	901
02:00			13		38		51		14:00			112		103		215	
02:15			15		43		58		14:15			136		124		260	
02:30			15		37		52		14:30			146		136		282	
02:45			9	52	40	158	49	210	14:45			146	540	176	539	322	1079
03:00			10		20		30		15:00			133		184		317	
03:15			8		29		37		15:15			140		153		293	
03:30			12		26		38		15:30			160		156		316	
03:45			11	41	27	102	38	143	15:45			125	558	138	631	263	1189
04:00			11		22		33		16:00			120		142		262	
04:15			11		25		36		16:15			150		166		316	
04:30			18		31		49		16:30			151		178		329	
04:45			19	59	29	107	48	166	16:45			136	557	190	676	326	1233
05:00			34		38		72		17:00			144		138		282	
05:15			62		33		95		17:15			160		157		317	
05:30			87		44		131		17:30			118		130		248	
05:45			89	272	29	144	118	416	17:45			151	573	101	526	252	1099
06:00			80		33		113		18:00			110		112		222	
06:15			86		42		128		18:15			133		106		239	
06:30			108		40		148		18:30			115		96		211	
06:45			85	359	68	183	153	542	18:45			109	467	80	394	189	861
07:00			63		55		118		19:00			90		84		174	
07:15			95		73		168		19:15			92		100		192	
07:30			115		66		181		19:30			89		76		165	
07:45			116	389	73	267	189	656	19:45			82	353	78	338	160	691
08:00			68		65		133		20:00			58		73		131	
08:15			102		89		191		20:15			68		92		160	
08:30			79		78		157		20:30			60		62		122	
08:45			99	348	47	279	146	627	20:45			45	231	55	282	100	513
09:00			105		54		159		21:00			40		78		118	
09:15			123		71		194		21:15			59		68		127	
09:30			95		53		148		21:30			56		70		126	
09:45			127	450	69	247	196	697	21:45			42	197	138	354	180	551
10:00			102		53		155		22:00			40		111		151	
10:15			97		79		176		22:15			59		97		156	
10:30			109		71		180		22:30			53		79		132	
10:45			108	416	53	256	161	672	22:45			35	187	86	373	121	560
11:00			110		88		198		23:00			39		78		117	
11:15			133		86		219		23:15			34		87		121	
11:30			117		93		210		23:30			41		59		100	
11:45			105	465	79	346	184	811	23:45			24	138	93	317	117	455
TOTALS				3008		2548		**5556**	**TOTALS**				4710		5249		**9959**
SPLIT %				54.1%		45.9%		**35.8%**	**SPLIT %**				47.3%		52.7%		**64.2%**

DAILY TOTALS	NB	SB	EB	WB	Total
	0	0	7,718	7,797	15,515

AM Peak Hour			10:45	11:30	**11:00**	**PM Peak Hour**			16:30	16:00	**16:30**
AM Pk Volume			468	347	**811**	**PM Pk Volume**			591	676	**1254**
Pk Hr Factor			0.880	0.933	**0.926**	**Pk Hr Factor**			0.923	0.889	**0.953**
7 - 9 Volume	0	0	737	546	**1283**	**4 - 6 Volume**	0	0	1130	1202	**2332**
7 - 9 Peak Hour			07:30	07:45	**07:30**	**4 - 6 Peak Hour**			16:30	16:00	**16:30**
7 - 9 Pk Volume	0	0	401	305	**694**	**4 - 6 Pk Volume**	0	0	591	676	**1254**
Pk Hr Factor	0.000	0.000	0.864	0.857	**0.908**	**Pk Hr Factor**	0.000	0.000	0.923	0.889	**0.953**

Prepared by NDS/ATD

VOLUME

Dehesa Rd Bet. Matamo Pl & Sycuan Summit Dr

Day: Tuesday
Date: 2/12/2019

City: El Cajon
Project #: CA19_4056_011

DAILY TOTALS	NB	SB	EB	WB	Total
	0	0	6,624	6,682	13,306

AM Period	NB	SB	EB		WB		TOTAL		PM Period	NB	SB	EB		WB		TOTAL	
00:00			20		46		66		12:00			100		63		163	
00:15			24		74		98		12:15			79		73		152	
00:30			18		63		81		12:30			100		75		175	
00:45			13	75	53	236	66	311	12:45			95	374	66	277	161	651
01:00			15		44		59		13:00			80		76		156	
01:15			14		53		67		13:15			91		90		181	
01:30			21		36		57		13:30			95		69		164	
01:45			23	73	47	180	70	253	13:45			94	360	87	322	181	682
02:00			15		34		49		14:00			76		78		154	
02:15			20		25		45		14:15			86		85		171	
02:30			10		37		47		14:30			100		94		194	
02:45			7	52	21	117	28	169	14:45			129	391	123	380	252	771
03:00			9		27		36		15:00			91		190		281	
03:15			8		23		31		15:15			103		132		235	
03:30			11		24		35		15:30			111		124		235	
03:45			13	41	26	100	39	141	15:45			128	433	128	574	256	1007
04:00			10		22		32		16:00			102		145		247	
04:15			9		16		25		16:15			113		166		279	
04:30			21		25		46		16:30			132		140		272	
04:45			16	56	29	92	45	148	16:45			112	459	153	604	265	1063
05:00			28		32		60		17:00			101		108		209	
05:15			62		46		108		17:15			132		138		270	
05:30			97		48		145		17:30			141		143		284	
05:45			93	280	31	157	124	437	17:45			107	481	82	471	189	952
06:00			86		31		117		18:00			133		88		221	
06:15			81		64		145		18:15			99		67		166	
06:30			118		67		185		18:30			103		68		171	
06:45			85	370	97	259	182	629	18:45			94	429	51	274	145	703
07:00			68		85		153		19:00			84		52		136	
07:15			84		73		157		19:15			72		70		142	
07:30			105		81		186		19:30			64		78		142	
07:45			103	360	72	311	175	671	19:45			63	283	61	261	124	544
08:00			79		66		145		20:00			78		60		138	
08:15			109		83		192		20:15			54		51		105	
08:30			109		68		177		20:30			60		57		117	
08:45			88	385	80	297	168	682	20:45			47	239	70	238	117	477
09:00			86		55		141		21:00			50		68		118	
09:15			104		57		161		21:15			55		62		117	
09:30			89		59		148		21:30			54		59		113	
09:45			71	350	41	212	112	562	21:45			48	207	93	282	141	489
10:00			68		44		112		22:00			47		78		125	
10:15			73		64		137		22:15			49		48		97	
10:30			73		57		130		22:30			43		82		125	
10:45			80	294	58	223	138	517	22:45			43	182	79	287	122	469
11:00			79		61		140		23:00			42		51		93	
11:15			80		76		156		23:15			35		62		97	
11:30			61		91		152		23:30			43		80		123	
11:45			79	299	61	289	140	588	23:45			31	151	46	239	77	390
TOTALS				2635		2473		**5108**	**TOTALS**				3989		4209		**8198**
SPLIT %				51.6%		48.4%		**38.4%**	**SPLIT %**				48.7%		51.3%		**61.6%**

DAILY TOTALS	NB	SB	EB	WB	Total
	0	0	6,624	6,682	13,306

AM Peak Hour			07:45	06:45	**07:30**	**PM Peak Hour**			17:15	16:00	**16:00**
AM Pk Volume			400	336	**698**	**PM Pk Volume**			513	604	**1063**
Pk Hr Factor			0.917	0.866	**0.909**	**Pk Hr Factor**			0.910	0.910	**0.953**
7 - 9 Volume	0	0	745	608	**1353**	**4 - 6 Volume**	0	0	940	1075	**2015**
7 - 9 Peak Hour			07:45	07:00	**07:30**	**4 - 6 Peak Hour**			16:45	16:00	**16:00**
7 - 9 Pk Volume	0	0	400	311	**698**	**4 - 6 Pk Volume**	0	0	486	604	**1063**
Pk Hr Factor	0.000	0.000	0.917	0.915	**0.909**	**Pk Hr Factor**	0.000	0.000	0.862	0.910	**0.953**

Prepared by NDS/ATD

VOLUME

Dehesa Rd Bet. Matamo Pl & Sycuan Summit Dr

Day: Wednesday
Date: 2/13/2019

City: El Cajon
Project #: CA19_4056_011

DAILY TOTALS	NB	SB	EB	WB	Total
	0	0	6,618	6,678	13,296

AM Period	NB	SB	EB		WB		TOTAL		PM Period	NB	SB	EB		WB		TOTAL	
00:00			21		51		72		12:00			82		65		147	
00:15			21		58		79		12:15			71		66		137	
00:30			18		61		79		12:30			102		85		187	
00:45			26	86	42	212	68	298	12:45			91	346	73	289	164	635
01:00			23		37		60		13:00			138		110		248	
01:15			11		41		52		13:15			99		82		181	
01:30			14		44		58		13:30			111		105		216	
01:45			15	63	39	161	54	224	13:45			90	438	93	390	183	828
02:00			10		33		43		14:00			93		111		204	
02:15			12		37		49		14:15			85		102		187	
02:30			13		24		37		14:30			119		129		248	
02:45			13	48	22	116	35	164	14:45			125	422	130	472	255	894
03:00			5		31		36		15:00			125		141		266	
03:15			4		26		30		15:15			110		99		209	
03:30			13		32		45		15:30			108		105		213	
03:45			15	37	25	114	40	151	15:45			108	451	141	486	249	937
04:00			11		23		34		16:00			95		141		236	
04:15			7		13		20		16:15			101		147		248	
04:30			25		32		57		16:30			113		138		251	
04:45			23	66	22	90	45	156	16:45			113	422	138	564	251	986
05:00			34		21		55		17:00			97		113		210	
05:15			58		32		90		17:15			105		121		226	
05:30			107		40		147		17:30			128		108		236	
05:45			104	303	40	133	144	436	17:45			127	457	80	422	207	879
06:00			76		59		135		18:00			92		70		162	
06:15			100		55		155		18:15			97		63		160	
06:30			111		69		180		18:30			100		66		166	
06:45			79	366	69	252	148	618	18:45			74	363	52	251	126	614
07:00			89		69		158		19:00			91		61		152	
07:15			76		71		147		19:15			101		60		161	
07:30			102		88		190		19:30			83		45		128	
07:45			95	362	68	296	163	658	19:45			71	346	55	221	126	567
08:00			88		69		157		20:00			56		66		122	
08:15			91		104		195		20:15			65		51		116	
08:30			104		86		190		20:30			50		50		100	
08:45			81	364	74	333	155	697	20:45			59	230	45	212	104	442
09:00			86		63		149		21:00			49		58		107	
09:15			61		52		113		21:15			58		83		141	
09:30			71		57		128		21:30			44		113		157	
09:45			76	294	60	232	136	526	21:45			51	202	76	330	127	532
10:00			62		66		128		22:00			68		93		161	
10:15			71		69		140		22:15			45		94		139	
10:30			83		67		150		22:30			44		85		129	
10:45			71	287	56	258	127	545	22:45			36	193	80	352	116	545
11:00			95		70		165		23:00			36		53		89	
11:15			84		63		147		23:15			37		61		98	
11:30			83		70		153		23:30			39		68		107	
11:45			72	334	67	270	139	604	23:45			26	138	40	222	66	360
TOTALS				2610		2467		**5077**	**TOTALS**				4008		4211		**8219**
SPLIT %				51.4%		48.6%		**38.2%**	**SPLIT %**				48.8%		51.2%		**61.8%**

DAILY TOTALS	NB	SB	EB	WB	Total
	0	0	6,618	6,678	13,296

AM Peak Hour			05:45	08:00	**07:30**	**PM Peak Hour**			14:30	15:45	**16:00**
AM Pk Volume			391	333	**705**	**PM Pk Volume**			479	567	**986**
Pk Hr Factor			0.881	0.800	**0.904**	**Pk Hr Factor**			0.958	0.964	**0.982**
7 - 9 Volume	0	0	726	629	**1355**	**4 - 6 Volume**	0	0	879	986	**1865**
7 - 9 Peak Hour			07:45	08:00	**07:30**	**4 - 6 Peak Hour**			17:00	16:00	**16:00**
7 - 9 Pk Volume	0	0	378	333	**705**	**4 - 6 Pk Volume**	0	0	457	564	**986**
Pk Hr Factor	0.000	0.000	0.909	0.800	**0.904**	**Pk Hr Factor**	0.000	0.000	0.893	0.959	**0.982**

Prepared by NDS/ATD

VOLUME

Dehesa Rd Bet. Matamo Pl & Sycuan Summit Dr

Day: Thursday
Date: 2/14/2019

City: El Cajon
Project #: CA19_4056_011

DAILY TOTALS	NB	SB	EB	WB	Total
	0	0	6,437	6,038	12,475

AM Period	NB	SB	EB	WB	TOTAL	PM Period	NB	SB	EB	WB	TOTAL
00:00			18	47	65	12:00			59	61	120
00:15			21	59	80	12:15			74	50	124
00:30			22	57	79	12:30			55	59	114
00:45			19	80 50 213	69 293	12:45			89	277 57 227	146 504
01:00			15	48	63	13:00			66	50	116
01:15			15	37	52	13:15			92	69	161
01:30			18	35	53	13:30			80	68	148
01:45			17	65 21 141	38 206	13:45			70	308 67 254	137 562
02:00			20	30	50	14:00			62	78	140
02:15			16	38	54	14:15			76	87	163
02:30			14	29	43	14:30			80	118	198
02:45			13	63 30 127	43 190	14:45			99	317 125 408	224 725
03:00			7	16	23	15:00			110	122	232
03:15			5	22	27	15:15			83	110	193
03:30			11	17	28	15:30			118	104	222
03:45			9	32 19 74	28 106	15:45			93	404 108 444	201 848
04:00			10	30	40	16:00			110	114	224
04:15			14	22	36	16:15			116	105	221
04:30			18	23	41	16:30			123	119	242
04:45			25	67 25 100	50 167	16:45			121	470 88 426	209 896
05:00			31	38	69	17:00			128	77	205
05:15			65	25	90	17:15			121	100	221
05:30			102	39	141	17:30			125	68	193
05:45			80	278 42 144	122 422	17:45			138	512 73 318	211 830
06:00			75	33	108	18:00			152	69	221
06:15			83	35	118	18:15			128	71	199
06:30			92	90	182	18:30			109	58	167
06:45			71	321 89 247	160 568	18:45			88	477 51 249	139 726
07:00			46	96	142	19:00			97	65	162
07:15			66	59	125	19:15			95	60	155
07:30			94	77	171	19:30			98	73	171
07:45			101	307 62 294	163 601	19:45			66	356 59 257	125 613
08:00			71	40	111	20:00			61	76	137
08:15			77	58	135	20:15			70	61	131
08:30			78	49	127	20:30			84	76	160
08:45			104	330 73 220	177 550	20:45			76	291 67 280	143 571
09:00			89	55	144	21:00			55	54	109
09:15			88	42	130	21:15			61	71	132
09:30			69	48	117	21:30			74	73	147
09:45			60	306 53 198	113 504	21:45			56	246 86 284	142 530
10:00			59	55	114	22:00			69	102	171
10:15			59	40	99	22:15			45	74	119
10:30			68	39	107	22:30			61	108	169
10:45			71	257 52 186	123 443	22:45			44	219 92 376	136 595
11:00			86	53	139	23:00			35	97	132
11:15			73	53	126	23:15			40	84	124
11:30			68	52	120	23:30			50	82	132
11:45			74	301 66 224	140 525	23:45			28	153 84 347	112 500
TOTALS				2407 2168	4575	TOTALS				4030 3870	7900
SPLIT %				52.6% 47.4%	36.7%	SPLIT %				51.0% 49.0%	63.3%

DAILY TOTALS	NB	SB	EB	WB	Total
	0	0	6,437	6,038	12,475

AM Peak Hour			08:30	06:30	06:30	PM Peak Hour			17:30	14:30	16:00
AM Pk Volume			359	334	609	PM Pk Volume			543	475	896
Pk Hr Factor			0.863	0.870	0.837	Pk Hr Factor			0.893	0.950	0.926
7 - 9 Volume	0	0	637	514	1151	4 - 6 Volume	0	0	982	744	1726
7 - 9 Peak Hour			07:30	07:00	07:00	4 - 6 Peak Hour			17:00	16:00	16:00
7 - 9 Pk Volume	0	0	343	294	601	4 - 6 Pk Volume	0	0	512	426	896
Pk Hr Factor	0.000	0.000	0.849	0.766	0.879	Pk Hr Factor	0.000	0.000	0.928	0.895	0.926

Prepared by NDS/ATD

VOLUME

Dehesa Rd E/O Sycuan Summit Dr

Day: Friday
Date: 2/8/2019

City: El Cajon
Project #: CA19_4056_012

DAILY TOTALS	NB	SB	EB	WB	Total
	0	0	7,912	7,270	15,182

AM Period	NB	SB	EB		WB		TOTAL		PM Period	NB	SB	EB		WB		TOTAL	
00:00			20		72		92		12:00			85		58		143	
00:15			33		75		108		12:15			96		83		179	
00:30			31		76		107		12:30			89		101		190	
00:45			28	112	58	281	86	393	12:45			99	369	77	319	176	688
01:00			27		60		87		13:00			116		83		199	
01:15			28		42		70		13:15			128		83		211	
01:30			21		44		65		13:30			120		95		215	
01:45			17	93	52	198	69	291	13:45			108	472	120	381	228	853
02:00			17		55		72		14:00			112		117		229	
02:15			19		42		61		14:15			94		146		240	
02:30			11		28		39		14:30			152		151		303	
02:45			22	69	37	162	59	231	14:45			121	479	146	560	267	1039
03:00			13		36		49		15:00			126		175		301	
03:15			11		24		35		15:15			146		173		319	
03:30			13		34		47		15:30			135		142		277	
03:45			15	52	34	128	49	180	15:45			133	540	130	620	263	1160
04:00			9		41		50		16:00			134		137		271	
04:15			15		35		50		16:15			150		133		283	
04:30			15		31		46		16:30			129		130		259	
04:45			22	61	44	151	66	212	16:45			158	571	152	552	310	1123
05:00			24		26		50		17:00			175		140		315	
05:15			62		48		110		17:15			143		118		261	
05:30			87		45		132		17:30			153		99		252	
05:45			81	254	34	153	115	407	17:45			160	631	99	456	259	1087
06:00			83		47		130		18:00			136		79		215	
06:15			81		43		124		18:15			136		78		214	
06:30			95		83		178		18:30			151		65		216	
06:45			82	341	79	252	161	593	18:45			107	530	68	290	175	820
07:00			62		87		149		19:00			97		68		165	
07:15			85		70		155		19:15			130		71		201	
07:30			101		73		174		19:30			97		77		174	
07:45			82	330	48	278	130	608	19:45			102	426	67	283	169	709
08:00			70		54		124		20:00			113		60		173	
08:15			84		67		151		20:15			93		59		152	
08:30			67		54		121		20:30			77		79		156	
08:45			89	310	64	239	153	549	20:45			85	368	50	248	135	616
09:00			98		56		154		21:00			71		83		154	
09:15			117		48		165		21:15			93		66		159	
09:30			96		58		154		21:30			88		46		134	
09:45			87	398	45	207	132	605	21:45			90	342	80	275	170	617
10:00			95		57		152		22:00			59		117		176	
10:15			67		50		117		22:15			57		96		153	
10:30			86		57		143		22:30			64		92		156	
10:45			73	321	58	222	131	543	22:45			74	254	98	403	172	657
11:00			91		66		157		23:00			40		73		113	
11:15			91		55		146		23:15			48		100		148	
11:30			113		73		186		23:30			58		107		165	
11:45			102	397	53	247	155	644	23:45			46	192	85	365	131	557
TOTALS				2738		2518		**5256**	**TOTALS**				5174		4752		**9926**
SPLIT %				52.1%		47.9%		**34.6%**	**SPLIT %**				52.1%		47.9%		**65.4%**

DAILY TOTALS	NB	SB	EB	WB	Total
	0	0	7,912	7,270	15,182

AM Peak Hour			08:45	06:30	**11:45**	**PM Peak Hour**			17:00	14:30	**14:30**
AM Pk Volume			400	319	**667**	**PM Pk Volume**			631	645	**1190**
Pk Hr Factor			0.855	0.917	**0.878**	**Pk Hr Factor**			0.901	0.921	**0.933**
7 - 9 Volume	0	0	640	517	**1157**	**4 - 6 Volume**	0	0	1202	1008	**2210**
7 - 9 Peak Hour			07:15	07:00	**07:00**	**4 - 6 Peak Hour**			17:00	16:15	**16:15**
7 - 9 Pk Volume	0	0	338	278	**608**	**4 - 6 Pk Volume**	0	0	631	555	**1167**
Pk Hr Factor	0.000	0.000	0.837	0.799	**0.874**	**Pk Hr Factor**	0.000	0.000	0.901	0.913	**0.926**

Prepared by NDS/ATD

VOLUME

Dehesa Rd E/O Sycuan Summit Dr

Day: Saturday
Date: 2/9/2019

City: El Cajon
Project #: CA19_4056_012

DAILY TOTALS	NB	SB	EB	WB	Total
	0	0	7,096	6,340	13,436

AM Period	NB	SB	EB		WB		TOTAL		PM Period	NB	SB	EB		WB		TOTAL	
00:00			41		72		113		12:00			76		98		174	
00:15			29		91		120		12:15			89		58		147	
00:30			25		75		100		12:30			104		72		176	
00:45			35	130	63	301	98	431	12:45			95	364	62	290	157	654
01:00			31		65		96		13:00			110		98		208	
01:15			18		63		81		13:15			92		72		164	
01:30			29		65		94		13:30			116		75		191	
01:45			24	102	47	240	71	342	13:45			89	407	105	350	194	757
02:00			21		64		85		14:00			106		96		202	
02:15			21		52		73		14:15			133		84		217	
02:30			16		58		74		14:30			141		108		249	
02:45			13	71	35	209	48	280	14:45			115	495	135	423	250	918
03:00			13		34		47		15:00			117		89		206	
03:15			10		33		43		15:15			124		101		225	
03:30			12		45		57		15:30			116		105		221	
03:45			12	47	27	139	39	186	15:45			122	479	109	404	231	883
04:00			8		27		35		16:00			101		90		191	
04:15			16		29		45		16:15			140		95		235	
04:30			22		48		70		16:30			128		129		257	
04:45			19	65	30	134	49	199	16:45			128	497	92	406	220	903
05:00			29		29		58		17:00			135		92		227	
05:15			63		29		92		17:15			136		97		233	
05:30			87		30		117		17:30			168		87		255	
05:45			67	246	27	115	94	361	17:45			131	570	89	365	220	935
06:00			60		32		92		18:00			119		70		189	
06:15			50		30		80		18:15			124		81		205	
06:30			56		37		93		18:30			109		82		191	
06:45			54	220	33	132	87	352	18:45			98	450	84	317	182	767
07:00			35		38		73		19:00			103		75		178	
07:15			49		34		83		19:15			97		63		160	
07:30			52		32		84		19:30			86		73		159	
07:45			46	182	40	144	86	326	19:45			85	371	68	279	153	650
08:00			52		51		103		20:00			74		64		138	
08:15			59		48		107		20:15			75		79		154	
08:30			53		45		98		20:30			67		58		125	
08:45			71	235	37	181	108	416	20:45			82	298	64	265	146	563
09:00			76		44		120		21:00			73		56		129	
09:15			103		69		172		21:15			77		61		138	
09:30			83		37		120		21:30			93		79		172	
09:45			84	346	58	208	142	554	21:45			74	317	66	262	140	579
10:00			69		35		104		22:00			85		71		156	
10:15			71		42		113		22:15			67		143		210	
10:30			81		45		126		22:30			87		99		186	
10:45			81	302	40	162	121	464	22:45			73	312	84	397	157	709
11:00			83		52		135		23:00			58		82		140	
11:15			103		68		171		23:15			56		105		161	
11:30			100		76		176		23:30			64		81		145	
11:45			80	366	66	262	146	628	23:45			46	224	87	355	133	579
TOTALS				2312		2227		**4539**	**TOTALS**				4784		4113		**8897**
SPLIT %				50.9%		49.1%		**33.8%**	**SPLIT %**				53.8%		46.2%		**66.2%**

DAILY TOTALS	NB	SB	EB	WB	Total
	0	0	7,096	6,340	13,436

AM Peak Hour			10:45	11:15	**11:15**	**PM Peak Hour**			17:00	14:30	**16:15**
AM Pk Volume			367	308	**667**	**PM Pk Volume**			570	433	**939**
Pk Hr Factor			0.891	0.786	**0.947**	**Pk Hr Factor**			0.848	0.802	**0.913**
7 - 9 Volume	0	0	417	325	**742**	**4 - 6 Volume**	0	0	1067	771	**1838**
7 - 9 Peak Hour			08:00	07:45	**08:00**	**4 - 6 Peak Hour**			17:00	16:30	**16:15**
7 - 9 Pk Volume	0	0	235	184	**416**	**4 - 6 Pk Volume**	0	0	570	410	**939**
Pk Hr Factor	0.000	0.000	0.827	0.902	**0.963**	**Pk Hr Factor**	0.000	0.000	0.848	0.795	**0.913**

Prepared by NDS/ATD

VOLUME

Dehesa Rd E/O Sycuan Summit Dr

Day: Sunday
Date: 2/10/2019

City: El Cajon
Project #: CA19_4056_012

DAILY TOTALS	NB	SB	EB	WB	Total
	0	0	6,466	6,122	12,588

AM Period	NB	SB	EB		WB		TOTAL		PM Period	NB	SB	EB		WB		TOTAL	
00:00			38		74		112		12:00			104		80		184	
00:15			36		65		101		12:15			120		73		193	
00:30			33		77		110		12:30			115		78		193	
00:45			27	134	75	291	102	425	12:45			126	465	67	298	193	763
01:00			31		68		99		13:00			119		72		191	
01:15			29		70		99		13:15			143		90		233	
01:30			19		67		86		13:30			157		81		238	
01:45			19	98	58	263	77	361	13:45			118	537	102	345	220	882
02:00			16		58		74		14:00			129		89		218	
02:15			20		57		77		14:15			91		81		172	
02:30			27		49		76		14:30			132		103		235	
02:45			20	83	40	204	60	287	14:45			101	453	95	368	196	821
03:00			16		39		55		15:00			100		114		214	
03:15			17		36		53		15:15			120		95		215	
03:30			13		37		50		15:30			116		106		222	
03:45			8	54	28	140	36	194	15:45			103	439	84	399	187	838
04:00			8		36		44		16:00			124		106		230	
04:15			14		22		36		16:15			115		115		230	
04:30			11		21		32		16:30			109		104		213	
04:45			25	58	37	116	62	174	16:45			140	488	83	408	223	896
05:00			19		23		42		17:00			129		78		207	
05:15			36		31		67		17:15			151		98		249	
05:30			57		31		88		17:30			127		102		229	
05:45			28	140	19	104	47	244	17:45			82	489	55	333	137	822
06:00			30		19		49		18:00			108		82		190	
06:15			36		31		67		18:15			97		78		175	
06:30			43		31		74		18:30			101		82		183	
06:45			47	156	32	113	79	269	18:45			68	374	69	311	137	685
07:00			30		35		65		19:00			74		72		146	
07:15			42		27		69		19:15			87		69		156	
07:30			56		37		93		19:30			67		81		148	
07:45			33	161	32	131	65	292	19:45			47	275	65	287	112	562
08:00			49		36		85		20:00			54		63		117	
08:15			41		26		67		20:15			60		67		127	
08:30			72		39		111		20:30			65		76		141	
08:45			68	230	30	131	98	361	20:45			49	228	67	273	116	501
09:00			81		46		127		21:00			44		92		136	
09:15			65		42		107		21:15			58		49		107	
09:30			95		50		145		21:30			56		68		124	
09:45			71	312	52	190	123	502	21:45			42	200	99	308	141	508
10:00			70		42		112		22:00			49		87		136	
10:15			83		55		138		22:15			55		92		147	
10:30			83		58		141		22:30			50		85		135	
10:45			103	339	54	209	157	548	22:45			47	201	83	347	130	548
11:00			93		53		146		23:00			36		80		116	
11:15			108		63		171		23:15			44		66		110	
11:30			103		63		166		23:30			32		71		103	
11:45			113	417	82	261	195	678	23:45			23	135	75	292	98	427
TOTALS				2182		2153		**4335**	**TOTALS**				4284		3969		**8253**
SPLIT %				50.3%		49.7%		**34.4%**	**SPLIT %**				51.9%		48.1%		**65.6%**

DAILY TOTALS	NB	SB	EB	WB	Total
	0	0	6,466	6,122	12,588

AM Peak Hour				11:45		11:45		**11:45**	**PM Peak Hour**				13:15		15:30		**13:15**
AM Pk Volume				452		313		**765**	**PM Pk Volume**				547		411		**909**
Pk Hr Factor				0.942		0.954		**0.981**	**Pk Hr Factor**				0.871		0.893		**0.955**
7 - 9 Volume	0	0		391		262		**653**	**4 - 6 Volume**	0	0		977		741		**1718**
7 - 9 Peak Hour				08:00		07:45		**08:00**	**4 - 6 Peak Hour**				16:45		16:00		**16:45**
7 - 9 Pk Volume	0	0		230		133		**361**	**4 - 6 Pk Volume**	0	0		547		408		**908**
Pk Hr Factor	0.000	0.000		0.799		0.853		**0.813**	**Pk Hr Factor**	0.000	0.000		0.906		0.887		**0.912**

Prepared by NDS/ATD

VOLUME

Dehesa Rd E/O Sycuan Summit Dr

Day: Monday
Date: 2/11/2019

City: El Cajon
Project #: CA19_4056_012

DAILY TOTALS	NB	SB	EB	WB	Total
	0	0	7,791	7,281	15,072

AM Period	NB	SB	EB		WB		TOTAL		PM Period	NB	SB	EB		WB		TOTAL	
00:00			25		64		89		12:00			91		85		176	
00:15			25		61		86		12:15			117		84		201	
00:30			15		50		65		12:30			116		83		199	
00:45			23	88	50	225	73	313	12:45			136	460	116	368	252	828
01:00			24		42		66		13:00			119		104		223	
01:15			19		41		60		13:15			127		111		238	
01:30			14		45		59		13:30			112		117		229	
01:45			19	76	32	160	51	236	13:45			99	457	126	458	225	915
02:00			13		30		43		14:00			115		96		211	
02:15			15		31		46		14:15			134		127		261	
02:30			15		29		44		14:30			145		138		283	
02:45			8	51	30	120	38	171	14:45			150	544	181	542	331	1086
03:00			11		18		29		15:00			136		183		319	
03:15			8		24		32		15:15			138		154		292	
03:30			13		19		32		15:30			163		153		316	
03:45			12	44	19	80	31	124	15:45			126	563	135	625	261	1188
04:00			12		16		28		16:00			120		137		257	
04:15			11		17		28		16:15			153		167		320	
04:30			19		27		46		16:30			150		175		325	
04:45			20	62	20	80	40	142	16:45			135	558	185	664	320	1222
05:00			36		35		71		17:00			144		135		279	
05:15			59		28		87		17:15			159		151		310	
05:30			90		36		126		17:30			121		114		235	
05:45			93	278	21	120	114	398	17:45			149	573	94	494	243	1067
06:00			81		29		110		18:00			111		114		225	
06:15			88		34		122		18:15			129		102		231	
06:30			110		42		152		18:30			112		81		193	
06:45			86	365	53	158	139	523	18:45			113	465	70	367	183	832
07:00			66		38		104		19:00			89		82		171	
07:15			95		63		158		19:15			92		91		183	
07:30			117		65		182		19:30			90		75		165	
07:45			113	391	53	219	166	610	19:45			83	354	62	310	145	664
08:00			69		56		125		20:00			57		66		123	
08:15			107		80		187		20:15			66		86		152	
08:30			82		70		152		20:30			62		63		125	
08:45			99	357	44	250	143	607	20:45			47	232	50	265	97	497
09:00			106		48		154		21:00			40		75		115	
09:15			125		64		189		21:15			59		62		121	
09:30			96		49		145		21:30			58		66		124	
09:45			128	455	65	226	193	681	21:45			43	200	126	329	169	529
10:00			109		54		163		22:00			39		102		141	
10:15			93		84		177		22:15			59		85		144	
10:30			112		67		179		22:30			56		71		127	
10:45			106	420	50	255	156	675	22:45			37	191	93	351	130	542
11:00			111		87		198		23:00			39		71		110	
11:15			132		87		219		23:15			31		75		106	
11:30			118		88		206		23:30			44		53		97	
11:45			106	467	75	337	181	804	23:45			26	140	79	278	105	418
TOTALS				3054		2230		**5284**	**TOTALS**				4737		5051		**9788**
SPLIT %				57.8%		42.2%		**35.1%**	**SPLIT %**				48.4%		51.6%		**64.9%**

DAILY TOTALS	NB	SB	EB	WB	Total
	0	0	7,791	7,281	15,072

AM Peak Hour			10:45	11:00	**11:00**	**PM Peak Hour**			16:30	14:45	**14:45**
AM Pk Volume			467	337	**804**	**PM Pk Volume**			588	671	**1258**
Pk Hr Factor			0.884	0.957	**0.918**	**Pk Hr Factor**			0.925	0.917	**0.950**
7 - 9 Volume	0	0	748	469	**1217**	**4 - 6 Volume**	0	0	1131	1158	**2289**
7 - 9 Peak Hour			07:30	07:45	**07:30**	**4 - 6 Peak Hour**			16:30	16:00	**16:15**
7 - 9 Pk Volume	0	0	406	259	**660**	**4 - 6 Pk Volume**	0	0	588	664	**1244**
Pk Hr Factor	0.000	0.000	0.868	0.809	**0.882**	**Pk Hr Factor**	0.000	0.000	0.925	0.897	**0.957**

Prepared by NDS/ATD

VOLUME

Dehesa Rd E/O Sycuan Summit Dr

Day: Tuesday
Date: 2/12/2019

City: El Cajon
Project #: CA19_4056_012

DAILY TOTALS	NB	SB	EB	WB	Total
	0	0	6,678	6,174	12,852

AM Period	NB	SB	EB		WB		TOTAL		PM Period	NB	SB	EB		WB		TOTAL	
00:00			21		42		63		12:00			100		62		162	
00:15			23		62		85		12:15			78		70		148	
00:30			18		52		70		12:30			103		77		180	
00:45			15	77	43	199	58	276	12:45			95	376	64	273	159	649
01:00			14		41		55		13:00			82		82		164	
01:15			16		41		57		13:15			94		85		179	
01:30			21		33		54		13:30			94		66		160	
01:45			24	75	39	154	63	229	13:45			93	363	86	319	179	682
02:00			17		23		40		14:00			77		75		152	
02:15			22		22		44		14:15			85		89		174	
02:30			9		31		40		14:30			102		90		192	
02:45			8	56	17	93	25	149	14:45			126	390	125	379	251	769
03:00			9		19		28		15:00			91		187		278	
03:15			9		20		29		15:15			102		133		235	
03:30			11		19		30		15:30			117		130		247	
03:45			13	42	20	78	33	120	15:45			122	432	126	576	248	1008
04:00			11		15		26		16:00			103		144		247	
04:15			8		9		17		16:15			114		163		277	
04:30			23		18		41		16:30			131		139		270	
04:45			16	58	24	66	40	124	16:45			116	464	147	593	263	1057
05:00			28		28		56		17:00			104		106		210	
05:15			65		39		104		17:15			131		140		271	
05:30			100		39		139		17:30			139		138		277	
05:45			95	288	24	130	119	418	17:45			105	479	74	458	179	937
06:00			88		26		114		18:00			138		80		218	
06:15			84		55		139		18:15			97		66		163	
06:30			117		61		178		18:30			98		63		161	
06:45			89	378	91	233	180	611	18:45			97	430	45	254	142	684
07:00			67		70		137		19:00			82		49		131	
07:15			77		64		141		19:15			72		59		131	
07:30			116		71		187		19:30			65		77		142	
07:45			104	364	57	262	161	626	19:45			64	283	46	231	110	514
08:00			80		67		147		20:00			77		52		129	
08:15			106		69		175		20:15			52		41		93	
08:30			108		63		171		20:30			62		52		114	
08:45			88	382	71	270	159	652	20:45			47	238	55	200	102	438
09:00			84		47		131		21:00			49		60		109	
09:15			109		52		161		21:15			56		58		114	
09:30			85		58		143		21:30			54		46		100	
09:45			77	355	41	198	118	553	21:45			49	208	80	244	129	452
10:00			67		45		112		22:00			49		67		116	
10:15			75		66		141		22:15			49		38		87	
10:30			74		60		134		22:30			45		76		121	
10:45			76	292	61	232	137	524	22:45			43	186	66	247	109	433
11:00			83		55		138		23:00			43		49		92	
11:15			82		76		158		23:15			38		49		87	
11:30			62		95		157		23:30			44		68		112	
11:45			78	305	60	286	138	591	23:45			32	157	33	199	65	356
TOTALS				2672		2201		**4873**	**TOTALS**				4006		3973		**7979**
SPLIT %				54.8%		45.2%		**37.9%**	**SPLIT %**				50.2%		49.8%		**62.1%**

DAILY TOTALS	NB	SB	EB	WB	Total
	0	0	6,678	6,174	12,852

AM Peak Hour			07:30	06:45	**07:30**	**PM Peak Hour**			17:15	16:00	**16:00**
AM Pk Volume			406	296	**670**	**PM Pk Volume**			513	593	**1057**
Pk Hr Factor			0.875	0.813	**0.896**	**Pk Hr Factor**			0.923	0.910	**0.954**
7 - 9 Volume	0	0	746	532	**1278**	**4 - 6 Volume**	0	0	943	1051	**1994**
7 - 9 Peak Hour			07:30	08:00	**07:30**	**4 - 6 Peak Hour**			16:45	16:00	**16:00**
7 - 9 Pk Volume	0	0	406	270	**670**	**4 - 6 Pk Volume**	0	0	490	593	**1057**
Pk Hr Factor	0.000	0.000	0.875	0.951	**0.896**	**Pk Hr Factor**	0.000	0.000	0.881	0.910	**0.954**

Prepared by NDS/ATD

VOLUME

Dehesa Rd E/O Sycuan Summit Dr

Day: Wednesday
Date: 2/13/2019

City: El Cajon
Project #: CA19_4056_012

DAILY TOTALS	NB	SB	EB	WB	Total
	0	0	6,665	6,191	12,856

AM Period	NB	SB	EB		WB		TOTAL		PM Period	NB	SB	EB		WB		TOTAL	
00:00			21		45		66		12:00			80		69		149	
00:15			21		57		78		12:15			74		64		138	
00:30			17		49		66		12:30			105		85		190	
00:45			29	88	34	185	63	273	12:45			88	347	75	293	163	640
01:00			24		39		63		13:00			143		112		255	
01:15			12		30		42		13:15			102		83		185	
01:30			14		40		54		13:30			106		100		206	
01:45			16	66	30	139	46	205	13:45			93	444	88	383	181	827
02:00			12		28		40		14:00			92		97		189	
02:15			13		33		46		14:15			86		96		182	
02:30			13		19		32		14:30			116		128		244	
02:45			13	51	21	101	34	152	14:45			122	416	112	433	234	849
03:00			6		30		36		15:00			126		125		251	
03:15			5		17		22		15:15			111		99		210	
03:30			16		30		46		15:30			102		108		210	
03:45			16	43	22	99	38	142	15:45			114	453	129	461	243	914
04:00			11		22		33		16:00			94		140		234	
04:15			8		11		19		16:15			103		127		230	
04:30			24		28		52		16:30			111		123		234	
04:45			23	66	17	78	40	144	16:45			109	417	126	516	235	933
05:00			36		19		55		17:00			102		96		198	
05:15			60		26		86		17:15			107		107		214	
05:30			109		34		143		17:30			124		90		214	
05:45			106	311	33	112	139	423	17:45			124	457	74	367	198	824
06:00			82		53		135		18:00			93		60		153	
06:15			104		44		148		18:15			97		57		154	
06:30			106		60		166		18:30			101		55		156	
06:45			86	378	60	217	146	595	18:45			74	365	48	220	122	585
07:00			87		64		151		19:00			90		53		143	
07:15			73		68		141		19:15			99		50		149	
07:30			108		78		186		19:30			83		37		120	
07:45			94	362	64	274	158	636	19:45			70	342	51	191	121	533
08:00			90		61		151		20:00			57		60		117	
08:15			92		94		186		20:15			65		45		110	
08:30			102		84		186		20:30			49		45		94	
08:45			84	368	62	301	146	669	20:45			56	227	41	191	97	418
09:00			86		64		150		21:00			51		50		101	
09:15			65		48		113		21:15			57		76		133	
09:30			74		55		129		21:30			44		111		155	
09:45			74	299	65	232	139	531	21:45			50	202	72	309	122	511
10:00			61		62		123		22:00			70		93		163	
10:15			75		63		138		22:15			44		93		137	
10:30			79		67		146		22:30			45		85		130	
10:45			74	289	57	249	131	538	22:45			35	194	80	351	115	545
11:00			92		71		163		23:00			36		59		95	
11:15			87		57		144		23:15			39		62		101	
11:30			83		68		151		23:30			40		65		105	
11:45			75	337	66	262	141	599	23:45			28	143	41	227	69	370
TOTALS				2658		2249		**4907**	**TOTALS**				4007		3942		**7949**
SPLIT %				54.2%		45.8%		**38.2%**	**SPLIT %**				50.4%		49.6%		**61.8%**

DAILY TOTALS	NB	SB	EB	WB	Total
	0	0	6,665	6,191	12,856

AM Peak Hour			05:30	08:15	**07:30**	**PM Peak Hour**			14:30	15:45	**15:45**
AM Pk Volume			401	304	**681**	**PM Pk Volume**			475	519	**941**
Pk Hr Factor			0.920	0.809	**0.915**	**Pk Hr Factor**			0.942	0.927	**0.968**
7 - 9 Volume	0	0	730	575	**1305**	**4 - 6 Volume**	0	0	874	883	**1757**
7 - 9 Peak Hour			07:30	07:45	**07:30**	**4 - 6 Peak Hour**			17:00	16:00	**16:00**
7 - 9 Pk Volume	0	0	384	303	**681**	**4 - 6 Pk Volume**	0	0	457	516	**933**
Pk Hr Factor	0.000	0.000	0.889	0.806	**0.915**	**Pk Hr Factor**	0.000	0.000	0.921	0.921	**0.993**

Prepared by NDS/ATD

VOLUME

Dehesa Rd E/O Sycuan Summit Dr

Day: Thursday
Date: 2/14/2019

City: El Cajon
Project #: CA19_4056_012

DAILY TOTALS	NB	SB	EB	WB	Total
	0	0	6,470	6,139	12,609

AM Period	NB	SB	EB		WB		TOTAL		PM Period	NB	SB	EB		WB		TOTAL	
00:00			18		47		65		12:00			63		57		120	
00:15			22		56		78		12:15			71		56		127	
00:30			21		60		81		12:30			53		63		116	
00:45			20	81	49	212	69	293	12:45			96	283	62	238	158	521
01:00			16		53		69		13:00			65		51		116	
01:15			12		39		51		13:15			92		69		161	
01:30			21		37		58		13:30			80		72		152	
01:45			17	66	27	156	44	222	13:45			69	306	69	261	138	567
02:00			21		28		49		14:00			63		77		140	
02:15			16		35		51		14:15			73		85		158	
02:30			13		32		45		14:30			81		120		201	
02:45			14	64	32	127	46	191	14:45			102	319	117	399	219	718
03:00			6		19		25		15:00			112		117		229	
03:15			6		29		35		15:15			80		115		195	
03:30			12		17		29		15:30			120		105		225	
03:45			9	33	25	90	34	123	15:45			93	405	109	446	202	851
04:00			10		28		38		16:00			109		120		229	
04:15			14		29		43		16:15			114		104		218	
04:30			18		24		42		16:30			119		125		244	
04:45			26	68	26	107	52	175	16:45			120	462	82	431	202	893
05:00			28		36		64		17:00			126		83		209	
05:15			69		30		99		17:15			127		96		223	
05:30			101		33		134		17:30			123		67		190	
05:45			84	282	39	138	123	420	17:45			135	511	72	318	207	829
06:00			79		34		113		18:00			157		70		227	
06:15			83		37		120		18:15			129		75		204	
06:30			88		91		179		18:30			110		59		169	
06:45			75	325	86	248	161	573	18:45			86	482	51	255	137	737
07:00			47		95		142		19:00			93		70		163	
07:15			68		62		130		19:15			98		65		163	
07:30			95		84		179		19:30			97		69		166	
07:45			95	305	64	305	159	610	19:45			65	353	63	267	128	620
08:00			78		42		120		20:00			65		75		140	
08:15			79		62		141		20:15			70		66		136	
08:30			73		54		127		20:30			84		74		158	
08:45			103	333	76	234	179	567	20:45			75	294	66	281	141	575
09:00			96		51		147		21:00			55		60		115	
09:15			85		47		132		21:15			60		76		136	
09:30			70		51		121		21:30			76		72		148	
09:45			62	313	50	199	112	512	21:45			56	247	87	295	143	542
10:00			57		49		106		22:00			68		103		171	
10:15			62		42		104		22:15			48		78		126	
10:30			68		45		113		22:30			63		103		166	
10:45			69	256	58	194	127	450	22:45			44	223	95	379	139	602
11:00			87		52		139		23:00			36		90		126	
11:15			75		56		131		23:15			40		87		127	
11:30			68		46		114		23:30			52		79		131	
11:45			72	302	64	218	136	520	23:45			29	157	85	341	114	498
TOTALS				2428		2228		4656	TOTALS				4042		3911		7953
SPLIT %				52.1%		47.9%		36.9%	SPLIT %				50.8%		49.2%		63.1%

DAILY TOTALS	NB	SB	EB	WB	Total
	0	0	6,470	6,139	12,609

AM Peak Hour			08:30	06:30	06:30	PM Peak Hour			17:30	14:30	15:45
AM Pk Volume			357	334	612	PM Pk Volume			544	469	893
Pk Hr Factor			0.867	0.879	0.855	Pk Hr Factor			0.866	0.977	0.915
7 - 9 Volume	0	0	638	539	1177	4 - 6 Volume	0	0	973	749	1722
7 - 9 Peak Hour			07:30	07:00	07:00	4 - 6 Peak Hour			17:00	16:00	16:00
7 - 9 Pk Volume	0	0	347	305	610	4 - 6 Pk Volume	0	0	511	431	893
Pk Hr Factor	0.000	0.000	0.913	0.803	0.852	Pk Hr Factor	0.000	0.000	0.946	0.862	0.915

Prepared by NDS/ATD

VOLUME

Dehesa Rd Bet. Sloane Canyon Rd & Dehesa School Main Entrance

Day: Friday
Date: 2/8/2019

City: El Cajon
Project #: CA19_4056_013

DAILY TOTALS	NB	SB	EB	WB	Total
	0	0	7,905	7,645	15,550

AM Period	NB	SB	EB		WB		TOTAL		PM Period	NB	SB	EB		WB		TOTAL	
00:00			22		70		92		12:00			94		75		169	
00:15			25		78		103		12:15			88		85		173	
00:30			35		74		109		12:30			94		98		192	
00:45			30	112	61	283	91	395	12:45			90	366	74	332	164	698
01:00			27		62		89		13:00			115		81		196	
01:15			28		40		68		13:15			130		93		223	
01:30			18		47		65		13:30			116		98		214	
01:45			20	93	55	204	75	297	13:45			120	481	115	387	235	868
02:00			19		52		71		14:00			103		112		215	
02:15			14		44		58		14:15			104		143		247	
02:30			13		30		43		14:30			138		147		285	
02:45			24	70	39	165	63	235	14:45			126	471	141	543	267	1014
03:00			14		34		48		15:00			122		190		312	
03:15			12		27		39		15:15			155		168		323	
03:30			13		35		48		15:30			128		156		284	
03:45			14	53	37	133	51	186	15:45			139	544	140	654	279	1198
04:00			12		39		51		16:00			128		133		261	
04:15			13		37		50		16:15			155		141		296	
04:30			16		32		48		16:30			134		144		278	
04:45			23	64	45	153	68	217	16:45			154	571	158	576	312	1147
05:00			24		29		53		17:00			159		151		310	
05:15			55		46		101		17:15			144		110		254	
05:30			90		43		133		17:30			145		112		257	
05:45			79	248	31	149	110	397	17:45			163	611	97	470	260	1081
06:00			90		44		134		18:00			136		97		233	
06:15			74		45		119		18:15			152		85		237	
06:30			96		82		178		18:30			147		74		221	
06:45			85	345	81	252	166	597	18:45			105	540	80	336	185	876
07:00			65		88		153		19:00			104		78		182	
07:15			83		67		150		19:15			129		81		210	
07:30			98		72		170		19:30			101		98		199	
07:45			93	339	46	273	139	612	19:45			93	427	71	328	164	755
08:00			68		55		123		20:00			118		66		184	
08:15			81		68		149		20:15			87		64		151	
08:30			72		52		124		20:30			79		87		166	
08:45			81	302	62	237	143	539	20:45			92	376	65	282	157	658
09:00			102		57		159		21:00			69		90		159	
09:15			107		45		152		21:15			89		72		161	
09:30			98		67		165		21:30			92		61		153	
09:45			99	406	43	212	142	618	21:45			86	336	89	312	175	648
10:00			88		64		152		22:00			60		127		187	
10:15			70		53		123		22:15			62		109		171	
10:30			71		53		124		22:30			66		98		164	
10:45			84	313	60	230	144	543	22:45			66	254	101	435	167	689
11:00			92		69		161		23:00			46		95		141	
11:15			86		63		149		23:15			45		110		155	
11:30			118		80		198		23:30			57		131		188	
11:45			97	393	59	271	156	664	23:45			42	190	92	428	134	618
TOTALS				2738		2562		**5300**	**TOTALS**				5167		5083		**10250**
SPLIT %				51.7%		48.3%		**34.1%**	**SPLIT %**				50.4%		49.6%		**65.9%**

DAILY TOTALS	NB	SB	EB	WB	Total
	0	0	7,905	7,645	15,550

AM Peak Hour			09:00	06:30	**11:30**	**PM Peak Hour**			17:00	14:45	**15:00**
AM Pk Volume			406	318	**696**	**PM Pk Volume**			611	655	**1198**
Pk Hr Factor			0.949	0.903	**0.879**	**Pk Hr Factor**			0.937	0.862	**0.927**
7 - 9 Volume	0	0	641	510	**1151**	**4 - 6 Volume**	0	0	1182	1046	**2228**
7 - 9 Peak Hour			07:15	07:00	**07:00**	**4 - 6 Peak Hour**			17:00	16:15	**16:15**
7 - 9 Pk Volume	0	0	342	273	**612**	**4 - 6 Pk Volume**	0	0	611	594	**1196**
Pk Hr Factor	0.000	0.000	0.872	0.776	**0.900**	**Pk Hr Factor**	0.000	0.000	0.937	0.940	**0.958**

Prepared by NDS/ATD

VOLUME

Dehesa Rd Bet. Sloane Canyon Rd & Dehesa School Main Entrance

Day: Saturday
Date: 2/9/2019

City: El Cajon
Project #: CA19_4056_013

DAILY TOTALS	NB	SB	EB	WB	Total
	0	0	7,098	7,168	14,266

AM Period	NB	SB	EB		WB		TOTAL		PM Period	NB	SB	EB		WB		TOTAL	
00:00			45		86		131		12:00			75		87		162	
00:15			30		93		123		12:15			92		58		150	
00:30			26		82		108		12:30			90		73		163	
00:45			38	139	71	332	109	471	12:45			106	363	69	287	175	650
01:00			29		75		104		13:00			99		99		198	
01:15			19		66		85		13:15			100		64		164	
01:30			27		71		98		13:30			113		82		195	
01:45			25	100	67	279	92	379	13:45			93	405	102	347	195	752
02:00			18		77		95		14:00			106		99		205	
02:15			24		62		86		14:15			130		88		218	
02:30			18		67		85		14:30			141		129		270	
02:45			12	72	45	251	57	323	14:45			114	491	135	451	249	942
03:00			13		40		53		15:00			117		99		216	
03:15			10		43		53		15:15			131		99		230	
03:30			12		52		64		15:30			113		123		236	
03:45			13	48	34	169	47	217	15:45			122	483	113	434	235	917
04:00			8		40		48		16:00			109		94		203	
04:15			13		34		47		16:15			118		112		230	
04:30			20		61		81		16:30			141		142		283	
04:45			24	65	45	180	69	245	16:45			126	494	102	450	228	944
05:00			22		31		53		17:00			137		90		227	
05:15			65		41		106		17:15			132		119		251	
05:30			72		33		105		17:30			161		92		253	
05:45			79	238	42	147	121	385	17:45			138	568	100	401	238	969
06:00			64		33		97		18:00			128		83		211	
06:15			46		37		83		18:15			115		98		213	
06:30			56		49		105		18:30			117		91		208	
06:45			60	226	37	156	97	382	18:45			101	461	96	368	197	829
07:00			33		45		78		19:00			93		84		177	
07:15			44		41		85		19:15			104		74		178	
07:30			59		40		99		19:30			87		83		170	
07:45			45	181	45	171	90	352	19:45			86	370	76	317	162	687
08:00			51		61		112		20:00			72		68		140	
08:15			51		58		109		20:15			71		85		156	
08:30			58		52		110		20:30			69		67		136	
08:45			70	230	41	212	111	442	20:45			87	299	82	302	169	601
09:00			74		53		127		21:00			67		71		138	
09:15			95		80		175		21:15			77		63		140	
09:30			90		44		134		21:30			90		93		183	
09:45			90	349	58	235	148	584	21:45			79	313	72	299	151	612
10:00			73		41		114		22:00			78		92		170	
10:15			68		53		121		22:15			70		167		237	
10:30			81		49		130		22:30			88		108		196	
10:45			84	306	61	204	145	510	22:45			73	309	101	468	174	777
11:00			82		58		140		23:00			54		102		156	
11:15			98		72		170		23:15			63		120		183	
11:30			100		79		179		23:30			61		107		168	
11:45			82	362	75	284	157	646	23:45			48	226	95	424	143	650
TOTALS				2316		2620		**4936**	**TOTALS**				4782		4548		**9330**
SPLIT %				46.9%		53.1%		**34.6%**	**SPLIT %**				51.3%		48.7%		**65.4%**

DAILY TOTALS	NB	SB	EB	WB	Total
	0	0	7,098	7,168	14,266

AM Peak Hour			10:45			**11:15**	**PM Peak Hour**			17:00	22:15	**16:30**
AM Pk Volume			364	332		**668**	**PM Pk Volume**			568	478	**989**
Pk Hr Factor			0.910	0.892		**0.933**	**Pk Hr Factor**			0.882	0.716	**0.874**
7 - 9 Volume	0	0	411	383		**794**	**4 - 6 Volume**	0	0	1062	851	**1913**
7 - 9 Peak Hour			08:00	07:45		**08:00**	**4 - 6 Peak Hour**			17:00	16:30	**16:30**
7 - 9 Pk Volume	0	0	230	216		**442**	**4 - 6 Pk Volume**	0	0	568	453	**989**
Pk Hr Factor	0.000	0.000	0.821	0.885		**0.987**	**Pk Hr Factor**	0.000	0.000	0.882	0.798	**0.874**

Prepared by NDS/ATD

VOLUME

Dehesa Rd Bet. Sloane Canyon Rd & Dehesa School Main Entrance

Day: Sunday
Date: 2/10/2019

City: El Cajon
Project #: CA19_4056_013

DAILY TOTALS	NB	SB	EB	WB	Total
	0	0	6,449	6,875	13,324

AM Period	NB	SB	EB		WB		TOTAL		PM Period	NB	SB	EB		WB		TOTAL	
00:00			39		95		134		12:00			104		78		182	
00:15			37		84		121		12:15			120		75		195	
00:30			32		87		119		12:30			115		79		194	
00:45			26	134	88	354	114	488	12:45			136	475	70	302	206	777
01:00			32		95		127		13:00			114		75		189	
01:15			32		76		108		13:15			136		88		224	
01:30			16		86		102		13:30			162		83		245	
01:45			21	101	76	333	97	434	13:45			126	538	99	345	225	883
02:00			15		64		79		14:00			118		86		204	
02:15			20		66		86		14:15			99		92		191	
02:30			26		56		82		14:30			132		108		240	
02:45			21	82	49	235	70	317	14:45			98	447	118	404	216	851
03:00			17		52		69		15:00			105		121		226	
03:15			19		45		64		15:15			115		88		203	
03:30			13		49		62		15:30			113		118		231	
03:45			7	56	43	189	50	245	15:45			102	435	84	411	186	846
04:00			8		45		53		16:00			122		122		244	
04:15			9		38		47		16:15			123		121		244	
04:30			13		46		59		16:30			107		109		216	
04:45			15	45	38	167	53	212	16:45			129	481	94	446	223	927
05:00			23		33		56		17:00			140		87		227	
05:15			31		29		60		17:15			141		110		251	
05:30			55		40		95		17:30			133		93		226	
05:45			30	139	31	133	61	272	17:45			87	501	69	359	156	860
06:00			28		28		56		18:00			101		89		190	
06:15			37		34		71		18:15			96		90		186	
06:30			46		46		92		18:30			106		91		197	
06:45			46	157	36	144	82	301	18:45			74	377	80	350	154	727
07:00			28		47		75		19:00			66		78		144	
07:15			42		32		74		19:15			88		82		170	
07:30			55		43		98		19:30			72		83		155	
07:45			38	163	37	159	75	322	19:45			46	272	73	316	119	588
08:00			42		41		83		20:00			50		74		124	
08:15			47		34		81		20:15			61		80		141	
08:30			65		50		115		20:30			64		81		145	
08:45			67	221	36	161	103	382	20:45			50	225	77	312	127	537
09:00			80		55		135		21:00			44		101		145	
09:15			67		41		108		21:15			60		54		114	
09:30			99		56		155		21:30			54		78		132	
09:45			75	321	49	201	124	522	21:45			44	202	116	349	160	551
10:00			66		49		115		22:00			52		96		148	
10:15			80		54		134		22:15			48		94		142	
10:30			83		58		141		22:30			45		94		139	
10:45			94	323	57	218	151	541	22:45			57	202	94	378	151	580
11:00			102		50		152		23:00			36		88		124	
11:15			105		59		164		23:15			41		85		126	
11:30			99		65		164		23:30			38		94		132	
11:45			108	414	85	259	193	673	23:45			23	138	83	350	106	488
TOTALS				2156		2553		**4709**	**TOTALS**				4293		4322		**8615**
SPLIT %				45.8%		54.2%		**35.3%**	**SPLIT %**				49.8%		50.2%		**64.7%**

DAILY TOTALS	NB	SB	EB	WB	Total
	0	0	6,449	6,875	13,324

AM Peak Hour			11:45		**11:45**	**PM Peak Hour**			12:45	16:00	**16:00**
AM Pk Volume			447	354	**764**	**PM Pk Volume**			548	446	**927**
Pk Hr Factor			0.931	0.932	**0.979**	**Pk Hr Factor**			0.846	0.914	**0.950**
7 - 9 Volume	0	0	384	320	**704**	**4 - 6 Volume**	0	0	982	805	**1787**
7 - 9 Peak Hour			08:00	07:45	**08:00**	**4 - 6 Peak Hour**			16:45	16:00	**16:00**
7 - 9 Pk Volume	0	0	221	162	**382**	**4 - 6 Pk Volume**	0	0	543	446	**927**
Pk Hr Factor	0.000	0.000	0.825	0.810	**0.830**	**Pk Hr Factor**	0.000	0.000	0.963	0.914	**0.950**

Prepared by NDS/ATD

VOLUME

Dehesa Rd Bet. Sloane Canyon Rd & Dehesa School Main Entrance

Day: Monday
Date: 2/11/2019

City: El Cajon
Project #: CA19_4056_013

DAILY TOTALS	NB	SB	EB	WB	Total
	0	0	7,784	7,827	15,611

AM Period	NB	SB	EB	WB	TOTAL	PM Period	NB	SB	EB	WB	TOTAL
00:00			24	73	97	12:00			87	87	174
00:15			25	64	89	12:15			117	82	199
00:30			16	63	79	12:30			120	98	218
00:45			21	86	56	256	77	342	12:45			128	452	97	364	225	816
01:00			22	52	74	13:00			125	116	241
01:15			18	55	73	13:15			130	120	250
01:30			19	53	72	13:30			110	115	225
01:45			19	78	40	200	59	278	13:45			91	456	107	458	198	914
02:00			14	42	56	14:00			115	107	222
02:15			15	40	55	14:15			131	124	255
02:30			16	36	52	14:30			140	139	279
02:45			8	53	43	161	51	214	14:45			150	536	182	552	332	1088
03:00			11	20	31	15:00			134	184	318
03:15			6	28	34	15:15			140	148	288
03:30			13	28	41	15:30			169	164	333
03:45			11	41	26	102	37	143	15:45			131	574	130	626	261	1200
04:00			14	23	37	16:00			124	148	272
04:15			10	25	35	16:15			150	163	313
04:30			20	36	56	16:30			142	181	323
04:45			19	63	28	112	47	175	16:45			129	545	186	678	315	1223
05:00			30	38	68	17:00			150	138	288
05:15			56	36	92	17:15			162	157	319
05:30			84	41	125	17:30			122	128	250
05:45			101	271	32	147	133	418	17:45			140	574	95	518	235	1092
06:00			74	33	107	18:00			124	127	251
06:15			94	41	135	18:15			121	100	221
06:30			103	52	155	18:30			109	87	196
06:45			97	368	62	188	159	556	18:45			119	473	79	393	198	866
07:00			65	59	124	19:00			97	96	193
07:15			86	70	156	19:15			86	86	172
07:30			123	73	196	19:30			94	87	181
07:45			106	380	63	265	169	645	19:45			76	353	71	340	147	693
08:00			74	75	149	20:00			67	80	147
08:15			105	92	197	20:15			63	81	144
08:30			87	68	155	20:30			61	66	127
08:45			97	363	53	288	150	651	20:45			49	240	55	282	104	522
09:00			112	67	179	21:00			41	76	117
09:15			114	58	172	21:15			55	66	121
09:30			107	50	157	21:30			56	75	131
09:45			126	459	68	243	194	702	21:45			51	203	144	361	195	564
10:00			105	71	176	22:00			37	110	147
10:15			100	67	167	22:15			53	89	142
10:30			111	69	180	22:30			51	81	132
10:45			105	421	53	260	158	681	22:45			49	190	89	369	138	559
11:00			106	85	191	23:00			37	84	121
11:15			136	91	227	23:15			30	82	112
11:30			120	91	211	23:30			46	75	121
11:45			105	467	83	350	188	817	23:45			25	138	73	314	98	452
TOTALS				3050	2572		**5622**	**TOTALS**				4734	5255		**9989**
SPLIT %				54.3%	45.7%		**36.0%**	**SPLIT %**				47.4%	52.6%		**64.0%**

DAILY TOTALS	NB	SB	EB	WB	Total
	0	0	7,784	7,827	15,611

AM Peak Hour			10:45	11:15	**11:00**	**PM Peak Hour**			14:45	14:45	**14:45**
AM Pk Volume			467	352	**817**	**PM Pk Volume**			593	678	**1271**
Pk Hr Factor			0.858	0.967	**0.900**	**Pk Hr Factor**			0.877	0.921	**0.954**
7 - 9 Volume	0	0	743	553	**1296**	**4 - 6 Volume**	0	0	1119	1196	**2315**
7 - 9 Peak Hour			07:30	07:30	**07:30**	**4 - 6 Peak Hour**			16:30	16:00	**16:30**
7 - 9 Pk Volume	0	0	408	303	**711**	**4 - 6 Pk Volume**	0	0	583	678	**1245**
Pk Hr Factor	0.000	0.000	0.829	0.823	**0.902**	**Pk Hr Factor**	0.000	0.000	0.900	0.911	**0.964**

Prepared by NDS/ATD

VOLUME

Dehesa Rd Bet. Sloane Canyon Rd & Dehesa School Main Entrance

Day: Tuesday
Date: 2/12/2019

City: El Cajon
Project #: CA19_4056_013

DAILY TOTALS	NB	SB	EB	WB	Total
	0	0	6,676	6,682	13,358

AM Period	NB	SB	EB		WB		TOTAL		PM Period	NB	SB	EB		WB		TOTAL	
00:00			19		55		74		12:00			95		56		151	
00:15			27		68		95		12:15			85		82		167	
00:30			16		61		77		12:30			96		73		169	
00:45			16	78	53	237	69	315	12:45			98	374	59	270	157	644
01:00			13		52		65		13:00			83		85		168	
01:15			15		43		58		13:15			95		79		174	
01:30			22		43		65		13:30			94		81		175	
01:45			18	68	50	188	68	256	13:45			90	362	76	321	166	683
02:00			23		31		54		14:00			77		81		158	
02:15			21		27		48		14:15			86		79		165	
02:30			10		36		46		14:30			103		88		191	
02:45			9	63	22	116	31	179	14:45			110	376	149	397	259	773
03:00			9		25		34		15:00			105		183		288	
03:15			6		25		31		15:15			101		126		227	
03:30			13		27		40		15:30			107		127		234	
03:45			12	40	24	101	36	141	15:45			128	441	123	559	251	1000
04:00			12		27		39		16:00			101		143		244	
04:15			9		15		24		16:15			113		167		280	
04:30			21		25		46		16:30			122		145		267	
04:45			15	57	32	99	47	156	16:45			126	462	137	592	263	1054
05:00			25		33		58		17:00			103		109		212	
05:15			64		47		111		17:15			124		144		268	
05:30			96		45		141		17:30			139		141		280	
05:45			97	282	32	157	129	439	17:45			110	476	78	472	188	948
06:00			90		39		129		18:00			138		92		230	
06:15			89		57		146		18:15			100		63		163	
06:30			107		82		189		18:30			100		65		165	
06:45			96	382	97	275	193	657	18:45			96	434	47	267	143	701
07:00			72		76		148		19:00			82		64		146	
07:15			69		79		148		19:15			74		59		133	
07:30			107		78		185		19:30			69		92		161	
07:45			103	351	67	300	170	651	19:45			62	287	49	264	111	551
08:00			87		67		154		20:00			74		58		132	
08:15			115		84		199		20:15			58		55		113	
08:30			106		74		180		20:30			58		52		110	
08:45			98	406	79	304	177	710	20:45			52	242	63	228	115	470
09:00			82		47		129		21:00			44		70		114	
09:15			99		60		159		21:15			57		62		119	
09:30			90		56		146		21:30			58		53		111	
09:45			81	352	47	210	128	562	21:45			41	200	98	283	139	483
10:00			66		48		114		22:00			51		80		131	
10:15			76		64		140		22:15			49		56		105	
10:30			74		56		130		22:30			48		83		131	
10:45			73	289	62	230	135	519	22:45			41	189	73	292	114	481
11:00			78		61		139		23:00			42		61		103	
11:15			84		74		158		23:15			41		58		99	
11:30			64		85		149		23:30			45		78		123	
11:45			79	305	63	283	142	588	23:45			32	160	40	237	72	397
TOTALS				2673		2500		**5173**	**TOTALS**				4003		4182		**8185**
SPLIT %				51.7%		48.3%		**38.7%**	**SPLIT %**				48.9%		51.1%		**61.3%**

DAILY TOTALS	NB	SB	EB	WB	Total
	0	0	6,676	6,682	13,358

AM Peak Hour			07:30	06:30	**08:00**	**PM Peak Hour**			17:15	16:00	**16:00**
AM Pk Volume			412	334	**710**	**PM Pk Volume**			511	592	**1054**
Pk Hr Factor			0.896	0.861	**0.892**	**Pk Hr Factor**			0.919	0.886	**0.941**
7 - 9 Volume	0	0	757	604	**1361**	**4 - 6 Volume**	0	0	938	1064	**2002**
7 - 9 Peak Hour			07:30	08:00	**08:00**	**4 - 6 Peak Hour**			16:45	16:00	**16:00**
7 - 9 Pk Volume	0	0	412	304	**710**	**4 - 6 Pk Volume**	0	0	492	592	**1054**
Pk Hr Factor	0.000	0.000	0.896	0.905	**0.892**	**Pk Hr Factor**	0.000	0.000	0.885	0.886	**0.941**

Prepared by NDS/ATD

VOLUME

Dehesa Rd Bet. Sloane Canyon Rd & Dehesa School Main Entrance

Day: Wednesday
Date: 2/13/2019

City: El Cajon
Project #: CA19_4056_013

DAILY TOTALS	NB	SB	EB	WB	Total
	0	0	6,665	6,686	13,351

AM Period	NB	SB	EB		WB		TOTAL		PM Period	NB	SB	EB		WB		TOTAL	
00:00			21		54		75		12:00			86		65		151	
00:15			23		60		83		12:15			75		73		148	
00:30			17		60		77		12:30			96		82		178	
00:45			29	90	43	217	72	307	12:45			93	350	66	286	159	636
01:00			22		46		68		13:00			142		118		260	
01:15			12		34		46		13:15			98		79		177	
01:30			11		45		56		13:30			105		106		211	
01:45			16	61	37	162	53	223	13:45			104	449	99	402	203	851
02:00			15		37		52		14:00			81		90		171	
02:15			15		36		51		14:15			96		114		210	
02:30			11		25		36		14:30			114		143		257	
02:45			14	55	23	121	37	176	14:45			125	416	122	469	247	885
03:00			4		31		35		15:00			114		133		247	
03:15			8		25		33		15:15			118		96		214	
03:30			15		32		47		15:30			88		123		211	
03:45			16	43	22	110	38	153	15:45			124	444	124	476	248	920
04:00			8		25		33		16:00			92		156		248	
04:15			9		18		27		16:15			104		136		240	
04:30			21		33		54		16:30			120		144		264	
04:45			29	67	23	99	52	166	16:45			106	422	132	568	238	990
05:00			32		18		50		17:00			99		117		216	
05:15			59		33		92		17:15			111		118		229	
05:30			106		45		151		17:30			116		100		216	
05:45			112	309	41	137	153	446	17:45			128	454	75	410	203	864
06:00			77		61		138		18:00			96		72		168	
06:15			100		54		154		18:15			95		63		158	
06:30			113		71		184		18:30			100		63		163	
06:45			92	382	68	254	160	636	18:45			78	369	55	253	133	622
07:00			85		74		159		19:00			83		62		145	
07:15			76		70		146		19:15			101		59		160	
07:30			99		87		186		19:30			87		44		131	
07:45			96	356	57	288	153	644	19:45			63	334	54	219	117	553
08:00			87		91		178		20:00			55		68		123	
08:15			97		87		184		20:15			69		48		117	
08:30			107		93		200		20:30			58		51		109	
08:45			85	376	68	339	153	715	20:45			46	228	40	207	86	435
09:00			83		62		145		21:00			53		63		116	
09:15			65		56		121		21:15			58		89		147	
09:30			73		56		129		21:30			48		117		165	
09:45			76	297	67	241	143	538	21:45			44	203	78	347	122	550
10:00			62		59		121		22:00			69		97		166	
10:15			69		67		136		22:15			47		98		145	
10:30			80		56		136		22:30			43		77		120	
10:45			71	282	63	245	134	527	22:45			38	197	74	346	112	543
11:00			92		65		157		23:00			34		63		97	
11:15			92		61		153		23:15			41		62		103	
11:30			72		70		142		23:30			41		67		108	
11:45			80	336	67	263	147	599	23:45			29	145	35	227	64	372
TOTALS				2654		2476		**5130**	**TOTALS**				4011		4210		**8221**
SPLIT %				51.7%		48.3%		**38.4%**	**SPLIT %**				48.8%		51.2%		**61.6%**

DAILY TOTALS	NB	SB	EB	WB	Total
	0	0	6,665	6,686	13,351

AM Peak Hour			05:45	08:00	**07:45**	**PM Peak Hour**			14:30	16:00	**15:45**
AM Pk Volume			402	339	**715**	**PM Pk Volume**			471	568	**1000**
Pk Hr Factor			0.889	0.911	**0.894**	**Pk Hr Factor**			0.942	0.910	**0.947**
7 - 9 Volume	0	0	732	627	**1359**	**4 - 6 Volume**	0	0	876	978	**1854**
7 - 9 Peak Hour			07:45	08:00	**07:45**	**4 - 6 Peak Hour**			17:00	16:00	**16:00**
7 - 9 Pk Volume	0	0	387	339	**715**	**4 - 6 Pk Volume**	0	0	454	568	**990**
Pk Hr Factor	0.000	0.000	0.904	0.911	**0.894**	**Pk Hr Factor**	0.000	0.000	0.887	0.910	**0.938**

Prepared by NDS/ATD

VOLUME

Dehesa Rd Bet. Sloane Canyon Rd & Dehesa School Main Entrance

Day: Thursday
Date: 2/14/2019

City: El Cajon
Project #: CA19_4056_013

DAILY TOTALS	NB	SB	EB	WB	Total
	0	0	6,471	6,262	12,733

AM Period	NB	SB	EB		WB		TOTAL		PM Period	NB	SB	EB		WB		TOTAL	
00:00			17		48		65		12:00			59		65		124	
00:15			19		64		83		12:15			77		62		139	
00:30			26		60		86		12:30			50		62		112	
00:45			21	83	44	216	65	299	12:45			96	282	70	259	166	541
01:00			15		55		70		13:00			70		68		138	
01:15			11		38		49		13:15			88		67		155	
01:30			22		36		58		13:30			77		74		151	
01:45			17	65	29	158	46	223	13:45			71	306	67	276	138	582
02:00			18		30		48		14:00			67		72		139	
02:15			17		29		46		14:15			63		91		154	
02:30			15		35		50		14:30			83		123		206	
02:45			14	64	31	125	45	189	14:45			97	310	117	403	214	713
03:00			7		18		25		15:00			112		119		231	
03:15			5		28		33		15:15			90		117		207	
03:30			11		19		30		15:30			118		101		219	
03:45			9	32	22	87	31	119	15:45			94	414	103	440	197	854
04:00			11		28		39		16:00			106		124		230	
04:15			14		33		47		16:15			124		109		233	
04:30			18		25		43		16:30			112		121		233	
04:45			25	68	25	111	50	179	16:45			115	457	88	442	203	899
05:00			21		36		57		17:00			130		89		219	
05:15			69		31		100		17:15			128		95		223	
05:30			103		37		140		17:30			129		69		198	
05:45			81	274	40	144	121	418	17:45			122	509	68	321	190	830
06:00			83		39		122		18:00			161		67		228	
06:15			81		38		119		18:15			136		70		206	
06:30			83		97		180		18:30			114		63		177	
06:45			79	326	91	265	170	591	18:45			84	495	50	250	134	745
07:00			53		87		140		19:00			95		74		169	
07:15			69		63		132		19:15			99		69		168	
07:30			87		82		169		19:30			97		67		164	
07:45			90	299	64	296	154	595	19:45			65	356	60	270	125	626
08:00			88		47		135		20:00			62		78		140	
08:15			74		61		135		20:15			71		74		145	
08:30			70		60		130		20:30			83		72		155	
08:45			107	339	76	244	183	583	20:45			80	296	63	287	143	583
09:00			93		50		143		21:00			54		61		115	
09:15			91		40		131		21:15			63		70		133	
09:30			66		56		122		21:30			63		70		133	
09:45			69	319	50	196	119	515	21:45			69	249	94	295	163	544
10:00			51		51		102		22:00			65		109		174	
10:15			66		44		110		22:15			49		85		134	
10:30			61		50		111		22:30			61		105		166	
10:45			76	254	63	208	139	462	22:45			45	220	94	393	139	613
11:00			81		60		141		23:00			35		88		123	
11:15			74		52		126		23:15			39		84		123	
11:30			71		55		126		23:30			51		85		136	
11:45			71	297	65	232	136	529	23:45			32	157	87	344	119	501
TOTALS				2420		2282		**4702**	**TOTALS**				4051		3980		**8031**
SPLIT %				51.5%		48.5%		**36.9%**	**SPLIT %**				50.4%		49.6%		**63.1%**

DAILY TOTALS	NB	SB	EB	WB	Total
	0	0	6,471	6,262	12,733

AM Peak Hour			08:30	06:30	**06:30**	**PM Peak Hour**			17:30	14:30	**16:00**
AM Pk Volume			361	338	**622**	**PM Pk Volume**			548	476	**899**
Pk Hr Factor			0.843	0.871	**0.864**	**Pk Hr Factor**			0.851	0.967	**0.965**
7 - 9 Volume	0	0	638	540	**1178**	**4 - 6 Volume**	0	0	966	763	**1729**
7 - 9 Peak Hour			07:30	07:00	**07:00**	**4 - 6 Peak Hour**			17:00	16:00	**16:00**
7 - 9 Pk Volume	0	0	339	296	**595**	**4 - 6 Pk Volume**	0	0	509	442	**899**
Pk Hr Factor	0.000	0.000	0.942	0.851	**0.880**	**Pk Hr Factor**	0.000	0.000	0.979	0.891	**0.965**

Prepared by NDS/ATD

VOLUME

Sloane Canyon Rd S/O Dehesa Rd

Day: Friday
Date: 2/8/2019

City: El Cajon
Project #: CA19_4056_014

DAILY TOTALS	NB	SB	EB	WB	Total
	68	63	0	0	131

AM Period	NB		SB		EB		WB		TOTAL		PM Period	NB		SB		EB		WB		TOTAL	
00:00	0		0						0		12:00	1		1						2	
00:15	0		0						0		12:15	1		2						3	
00:30	1		0						1		12:30	1		0						1	
00:45	0	1	0						0	1	12:45	0	3	1	4					1	7
01:00	0		2						2		13:00	2		0						2	
01:15	1		0						1		13:15	0		1						1	
01:30	1		2						3		13:30	1		4						5	
01:45	0	2	0	4					0	6	13:45	5	8	0	5					5	13
02:00	0		0						0		14:00	5		1						6	
02:15	0		1						1		14:15	1		0						1	
02:30	0		1						1		14:30	2		3						5	
02:45	1	1	0	2					1	3	14:45	1	9	0	4					1	13
03:00	0		0						0		15:00	1		1						2	
03:15	0		0						0		15:15	1		1						2	
03:30	0		0						0		15:30	1		0						1	
03:45	0		0						0		15:45	1	4	0	2					1	6
04:00	4		1						5		16:00	1		2						3	
04:15	1		1						2		16:15	0		0						0	
04:30	0		0						0		16:30	0		0						0	
04:45	0	5	0	2					0	7	16:45	0	1	2	4					2	5
05:00	1		0						1		17:00	1		4						5	
05:15	0		0						0		17:15	3		4						7	
05:30	0		0						0		17:30	2		0						2	
05:45	0	1	0						0	1	17:45	2	8	0	8					2	16
06:00	0		0						0		18:00	0		0						0	
06:15	0		0						0		18:15	0		0						0	
06:30	1		0						1		18:30	0		1						1	
06:45	0	1	0						0	1	18:45	0		0	1					0	1
07:00	0		2						2		19:00	0		0						0	
07:15	1		1						2		19:15	0		0						0	
07:30	1		2						3		19:30	1		0						1	
07:45	2	4	1	6					3	10	19:45	0	1	1	1					1	2
08:00	0		0						0		20:00	0		0						0	
08:15	0		3						3		20:15	0		0						0	
08:30	3		0						3		20:30	0		0						0	
08:45	3	6	2	5					5	11	20:45	0		1	1					1	1
09:00	0		0						0		21:00	1		0						1	
09:15	0		1						1		21:15	0		1						1	
09:30	0		0						0		21:30	0		1						1	
09:45	0		0	1					0	1	21:45	1	2	0	2					1	4
10:00	0		0						0		22:00	0		0						0	
10:15	0		4						4		22:15	0		0						0	
10:30	1		1						2		22:30	1		0						1	
10:45	4	5	3	8					7	13	22:45	0	1	0						0	1
11:00	1		0						1		23:00	0		0						0	
11:15	3		1						4		23:15	0		0						0	
11:30	0		1						1		23:30	0		0						0	
11:45	1	5	1	3					2	8	23:45	0		0						0	
TOTALS		31		31						62	TOTALS		37		32						69
SPLIT %		50.0%		50.0%						47.3%	SPLIT %		53.6%		46.4%						52.7%

DAILY TOTALS	NB	SB	EB	WB	Total
	68	63	0	0	131

AM Peak Hour	10:30	10:00			10:15	PM Peak Hour	13:45	16:30			13:15
AM Pk Volume	9	8			14	PM Pk Volume	13	10			17
Pk Hr Factor	0.563	0.500			0.500	Pk Hr Factor	0.650	0.625			0.708
7 - 9 Volume	10	11	0	0	21	4 - 6 Volume	9	12	0	0	21
7 - 9 Peak Hour	08:00	07:00			08:00	4 - 6 Peak Hour	17:00	16:30			16:45
7 - 9 Pk Volume	6	6	0	0	11	4 - 6 Pk Volume	8	10	0	0	16
Pk Hr Factor	0.500	0.750	0.000	0.000	0.550	Pk Hr Factor	0.667	0.625	0.000	0.000	0.571

Prepared by NDS/ATD

VOLUME

Sloane Canyon Rd S/O Dehesa Rd

Day: Saturday
Date: 2/9/2019

City: El Cajon
Project #: CA19_4056_014

DAILY TOTALS	NB	SB	EB	WB	Total
	39	41	0	0	80

AM Period	NB		SB		EB		WB		TOTAL		PM Period	NB		SB		EB		WB		TOTAL	
00:00	0		0						0		12:00	1		1						2	
00:15	0		0						0		12:15	2		1						3	
00:30	0		0						0		12:30	0		1						1	
00:45	0		0						0		12:45	2	5	2	5					4	10
01:00	0		0						0		13:00	2		0						2	
01:15	0		0						0		13:15	1		0						1	
01:30	0		0						0		13:30	0		0						0	
01:45	0		0						0		13:45	0	3	1	1					1	4
02:00	0		0						0		14:00	2		2						4	
02:15	0		0						0		14:15	0		0						0	
02:30	0		0						0		14:30	0		1						1	
02:45	0		0						0		14:45	0	2	0	3					0	5
03:00	0		0						0		15:00	0		0						0	
03:15	0		0						0		15:15	0		1						1	
03:30	0		1						1		15:30	1		0						1	
03:45	0		0	1					0	1	15:45	0	1	1	2					1	3
04:00	0		0						0		16:00	1		1						2	
04:15	0		0						0		16:15	0		1						1	
04:30	0		0						0		16:30	0		0						0	
04:45	0		0						0		16:45	0	1	0	2					0	3
05:00	0		0						0		17:00	1		1						2	
05:15	0		0						0		17:15	1		1						2	
05:30	0		0						0		17:30	2		1						3	
05:45	0		0						0		17:45	1	5	1	4					2	9
06:00	0		0						0		18:00	1		0						1	
06:15	1		0						1		18:15	0		1						1	
06:30	0		0						0		18:30	0		0						0	
06:45	0	1	0						0	1	18:45	0	1	0	1					0	2
07:00	0		1						1		19:00	1		1						2	
07:15	0		1						1		19:15	2		1						3	
07:30	1		0						1		19:30	0		0						0	
07:45	0	1	0	2					0	3	19:45	0	3	0	2					0	5
08:00	0		1						1		20:00	0		0						0	
08:15	0		0						0		20:15	1		1						2	
08:30	0		1						1		20:30	0		0						0	
08:45	0		0	2					0	2	20:45	0	1	0	1					0	2
09:00	0		0						0		21:00	0		1						1	
09:15	0		2						2		21:15	0		0						0	
09:30	0		2						2		21:30	0		0						0	
09:45	3	3	0	4					3	7	21:45	0		1	2					1	2
10:00	1		0						1		22:00	0		0						0	
10:15	0		1						1		22:15	0		0						0	
10:30	1		0						1		22:30	1		2						3	
10:45	2	4	3	4					5	8	22:45	0	1	0	2					0	3
11:00	3		1						4		23:00	0		0						0	
11:15	3		1						4		23:15	0		0						0	
11:30	1		1						2		23:30	0		0						0	
11:45	0	7	0	3					0	10	23:45	0		0						0	
TOTALS		16		16						32	TOTALS		23		25						48
SPLIT %		50.0%		50.0%						40.0%	SPLIT %		47.9%		52.1%						60.0%

DAILY TOTALS	NB	SB	EB	WB	Total
	39	41	0	0	80

AM Peak Hour	10:30	10:45				10:45					PM Peak Hour	12:15	12:00				12:00				
AM Pk Volume	9	6				15					PM Pk Volume	6	5				10				
Pk Hr Factor	0.750	0.500				0.750					Pk Hr Factor	0.750	0.625				0.625				
7 - 9 Volume	1	4	0	0		5					4 - 6 Volume	6	6	0	0		12				
7 - 9 Peak Hour	07:00	07:00				07:00					4 - 6 Peak Hour	17:00	17:00				17:00				
7 - 9 Pk Volume	1	2	0	0		3					4 - 6 Pk Volume	5	4	0	0		9				
Pk Hr Factor	0.250	0.500	0.000	0.000		0.750					Pk Hr Factor	0.625	1.000	0.000	0.000		0.750				

Prepared by NDS/ATD

VOLUME

Sloane Canyon Rd S/O Dehesa Rd

Day: Sunday
Date: 2/10/2019

City: El Cajon
Project #: CA19_4056_014

DAILY TOTALS	NB	SB	EB	WB	Total
	47	49	0	0	96

AM Period	NB		SB		EB		WB		TOTAL		PM Period	NB		SB		EB		WB		TOTAL	
00:00	0		0						0		12:00	1		1						2	
00:15	0		0						0		12:15	0		0						0	
00:30	0		0						0		12:30	1		0						1	
00:45	0		0						0		12:45	0	2	0	1					0	3
01:00	0		0						0		13:00	0		1						1	
01:15	0		0						0		13:15	0		2						2	
01:30	0		0						0		13:30	3		3						6	
01:45	0		0						0		13:45	4	7	3	9					7	16
02:00	0		0						0		14:00	0		3						3	
02:15	0		0						0		14:15	1		0						1	
02:30	0		1						1		14:30	2		1						3	
02:45	0		0	1					0	1	14:45	3	6	1	5					4	11
03:00	0		0						0		15:00	1		1						2	
03:15	0		0						0		15:15	0		1						1	
03:30	0		0						0		15:30	0		0						0	
03:45	0		0						0		15:45	2	3	1	3					3	6
04:00	0		0						0		16:00	1		2						3	
04:15	0		0						0		16:15	0		1						1	
04:30	0		0						0		16:30	0		0						0	
04:45	1	1	1	1					2	2	16:45	0	1	1	4					1	5
05:00	0		0						0		17:00	0		2						2	
05:15	3		0						3		17:15	2		0						2	
05:30	0		0						0		17:30	1		0						1	
05:45	0	3	0						0	3	17:45	1	4	1	3					2	7
06:00	0		0						0		18:00	0		0						0	
06:15	1		1						2		18:15	0		1						1	
06:30	0		1						1		18:30	2		0						2	
06:45	0	1	0	2					0	3	18:45	1	3	1	2					2	5
07:00	1		0						1		19:00	0		1						1	
07:15	0		1						1		19:15	0		0						0	
07:30	0		1						1		19:30	0		0						0	
07:45	0	1	0	2					0	3	19:45	1	1	0	1					1	2
08:00	0		0						0		20:00	0		1						1	
08:15	1		0						1		20:15	0		1						1	
08:30	1		0						1		20:30	0		0						0	
08:45	0	2	1	1					1	3	20:45	0		0	2					0	2
09:00	0		0						0		21:00	0		1						1	
09:15	1		0						1		21:15	0		0						0	
09:30	0		0						0		21:30	0		0						0	
09:45	0	1	0						0	1	21:45	0		0	1					0	1
10:00	1		1						2		22:00	0		0						0	
10:15	0		1						1		22:15	0		0						0	
10:30	0		1						1		22:30	0		1						1	
10:45	2	3	2	5					4	8	22:45	0		0	1					0	1
11:00	3		2						5		23:00	1		0						1	
11:15	0		2						2		23:15	0		0						0	
11:30	2		0						2		23:30	1		0						1	
11:45	1	6	1	5					2	11	23:45	0	2	0						0	2
TOTALS		18		17						**35**	**TOTALS**		29		32						**61**
SPLIT %		51.4%		48.6%						**36.5%**	**SPLIT %**		47.5%		52.5%						**63.5%**

DAILY TOTALS	NB	SB	EB	WB	Total
	47	49	0	0	96

AM Peak Hour	10:45	10:30			**10:45**	**PM Peak Hour**	13:30	13:15			**13:15**
AM Pk Volume	7	7			**13**	**PM Pk Volume**	8	11			**18**
Pk Hr Factor	0.583	0.875			**0.650**	**Pk Hr Factor**	0.500	0.917			**0.643**
7 - 9 Volume	3	3	0	0	**6**	**4 - 6 Volume**	5	7	0	0	**12**
7 - 9 Peak Hour	07:45	07:00			**07:00**	**4 - 6 Peak Hour**	17:00	16:00			**17:00**
7 - 9 Pk Volume	2	2	0	0	**3**	**4 - 6 Pk Volume**	4	4	0	0	**7**
Pk Hr Factor	0.500	0.500	0.000	0.000	**0.750**	**Pk Hr Factor**	0.500	0.500	0.000	0.000	**0.875**

Prepared by NDS/ATD

VOLUME

Sloane Canyon Rd S/O Dehesa Rd

Day: Monday
Date: 2/11/2019

City: El Cajon
Project #: CA19_4056_014

DAILY TOTALS	NB	SB	EB	WB	Total
	51	50	0	0	101

AM Period	NB		SB		EB		WB		TOTAL	
00:00	0		0						0	
00:15	0		0						0	
00:30	0		0						0	
00:45	0		0						0	
01:00	1		0						1	
01:15	0		0						0	
01:30	0		0						0	
01:45	0	1	0						0	1
02:00	0		0						0	
02:15	0		0						0	
02:30	0		0						0	
02:45	0		0						0	
03:00	0		0						0	
03:15	0		0						0	
03:30	0		0						0	
03:45	0		0						0	
04:00	0		0						0	
04:15	0		0						0	
04:30	0		0						0	
04:45	0		0						0	
05:00	1		0						1	
05:15	0		1						1	
05:30	0		0						1	
05:45	1	2	0	1					1	3
06:00	0		1						1	
06:15	0		0						1	
06:30	1		0						1	
06:45	2	3	0	1					2	4
07:00	0		0						0	
07:15	0		0						0	
07:30	1		0						1	
07:45	1	2	0						1	2
08:00	0		0						0	
08:15	0		0						0	
08:30	0		0						0	
08:45	0		0						0	
09:00	0		2						2	
09:15	2		1						3	
09:30	2		1						3	
09:45	0	4	1	5					1	9
10:00	1		0						1	
10:15	2		2						4	
10:30	2		1						3	
10:45	0	5	0	3					0	8
11:00	0		1						1	
11:15	0		0						0	
11:30	2		2						4	
11:45	0	2	0	3					0	5
TOTALS		19		13						**32**
SPLIT %		59.4%		40.6%						**31.7%**

PM Period	NB		SB		EB		WB		TOTAL	
12:00	1		1						2	
12:15	1		1						2	
12:30	1		0						1	
12:45	0	3	0	2					0	5
13:00	1		0						1	
13:15	0		0						0	
13:30	1		1						2	
13:45	1	3	1	2					2	5
14:00	0		0						0	
14:15	1		6						7	
14:30	1		2						3	
14:45	2	4	1	9					3	13
15:00	3		0						3	
15:15	1		1						2	
15:30	0		1						1	
15:45	2	6	2	4					4	10
16:00	2		0						2	
16:15	1		1						2	
16:30	0		2						2	
16:45	0	3	1	4					1	7
17:00	1		2						3	
17:15	1		0						1	
17:30	2		1						3	
17:45	0	4	2	5					2	9
18:00	1		2						3	
18:15	1		2						3	
18:30	0		0						0	
18:45	0	2	1	5					1	7
19:00	0		1						1	
19:15	2		0						2	
19:30	2		1						3	
19:45	0	4	0	2					0	6
20:00	0		0						0	
20:15	0		1						1	
20:30	0		0						0	
20:45	0		0	1					0	1
21:00	0		0						0	
21:15	1		0						1	
21:30	0		0						0	
21:45	0	1	0						0	1
22:00	1		2						3	
22:15	1		0						1	
22:30	0		0						0	
22:45	0	2	0	2					0	4
23:00	0		0						0	
23:15	0		0						0	
23:30	0		0						0	
23:45	0		1	1					1	1
TOTALS		32		37						**69**
SPLIT %		46.4%		53.6%						**68.3%**

DAILY TOTALS	NB	SB	EB	WB	Total
	51	50	0	0	101

AM Peak Hour	09:15	09:00			**09:00**
AM Pk Volume	5	5			**9**
Pk Hr Factor	0.625	0.625			**0.750**
7 - 9 Volume	2	0	0	0	**2**
7 - 9 Peak Hour	07:00				**07:00**
7 - 9 Pk Volume	2	0	0	0	**2**
Pk Hr Factor	0.500	0.000	0.000	0.000	**0.500**

PM Peak Hour	14:15	13:45			**14:15**
PM Pk Volume	7	9			**16**
Pk Hr Factor	0.583	0.375			**0.571**
4 - 6 Volume	7	9	0	0	**16**
4 - 6 Peak Hour	16:45	16:15			**17:00**
4 - 6 Pk Volume	4	6	0	0	**9**
Pk Hr Factor	0.500	0.750	0.000	0.000	**0.750**

Prepared by NDS/ATD

VOLUME

Sloane Canyon Rd S/O Dehesa Rd

Day: Tuesday
Date: 2/12/2019

City: El Cajon
Project #: CA19_4056_014

DAILY TOTALS	NB	SB	EB	WB	Total
	58	61	0	0	119

AM Period	NB		SB		EB		WB		TOTAL		PM Period	NB		SB		EB		WB		TOTAL	
00:00	0		0						0		12:00	2		2						4	
00:15	1		0						1		12:15	1		1						2	
00:30	0		0						0		12:30	0		0						0	
00:45	0	1	0						0	1	12:45	0	3	0	3					0	6
01:00	0		0						0		13:00	3		2						5	
01:15	0		1						1		13:15	0		1						1	
01:30	2		0						2		13:30	2		1						3	
01:45	0	2	0	1					0	3	13:45	0	5	2	6					2	11
02:00	0		0						0		14:00	3		1						4	
02:15	0		0						0		14:15	0		2						2	
02:30	0		0						0		14:30	1		2						3	
02:45	0		0						0		14:45	1	5	0	5					1	10
03:00	0		0						0		15:00	2		2						4	
03:15	0		0						0		15:15	2		2						4	
03:30	0		0						0		15:30	0		0						0	
03:45	0		0						0		15:45	1	5	1	5					2	10
04:00	0		1						1		16:00	1		0						1	
04:15	1		0						1		16:15	1		0						1	
04:30	0		0						0		16:30	0		1						1	
04:45	0	1	0	1					0	2	16:45	0	2	2	3					2	5
05:00	1		1						2		17:00	1		0						1	
05:15	0		0						0		17:15	2		1						3	
05:30	1		1						2		17:30	1		1						2	
05:45	0	2	0	2					0	4	17:45	1	5	2	4					3	9
06:00	1		1						2		18:00	0		0						0	
06:15	0		0						0		18:15	2		1						3	
06:30	1		0						1		18:30	0		0						0	
06:45	1	3	0	1					1	4	18:45	0	2	0	1					0	3
07:00	0		0						0		19:00	1		0						1	
07:15	0		0						0		19:15	0		0						0	
07:30	2		2						4		19:30	0		0						0	
07:45	0	2	0	2					0	4	19:45	0	1	1	1					1	2
08:00	0		1						1		20:00	1		1						2	
08:15	1		1						2		20:15	0		2						2	
08:30	1		1						2		20:30	0		0						0	
08:45	0	2	2	5					2	7	20:45	0	1	0	3					0	4
09:00	0		3						3		21:00	0		0						0	
09:15	0		0						0		21:15	0		0						0	
09:30	2		2						4		21:30	0		1						1	
09:45	0	2	3	8					3	10	21:45	0		1	2					1	2
10:00	1		1						2		22:00	1		0						1	
10:15	3		1						4		22:15	0		0						0	
10:30	2		1						3		22:30	0		0						0	
10:45	0	6	0	3					0	9	22:45	0	1	0						0	1
11:00	1		2						3		23:00	0		0						0	
11:15	2		2						4		23:15	0		0						0	
11:30	3		1						4		23:30	0		0						0	
11:45	1	7	0	5					1	12	23:45	0		0						0	
TOTALS		28		28						**56**	**TOTALS**		30		33						**63**
SPLIT %		50.0%		50.0%						**47.1%**	**SPLIT %**		47.6%		52.4%						**52.9%**

DAILY TOTALS	NB	SB	EB	WB	Total
	58	61	0	0	119

AM Peak Hour	11:15	09:00			**09:30**	**PM Peak Hour**	14:30	13:45			**14:30**
AM Pk Volume	8	8			**13**	**PM Pk Volume**	6	7			**12**
Pk Hr Factor	0.667	0.667			**0.813**	**Pk Hr Factor**	0.750	0.875			**0.750**
7 - 9 Volume	4	7	0	0	**11**	**4 - 6 Volume**	7	7	0	0	**14**
7 - 9 Peak Hour	07:30	08:00			**07:30**	**4 - 6 Peak Hour**	17:00	16:30			**17:00**
7 - 9 Pk Volume	3	5	0	0	**7**	**4 - 6 Pk Volume**	5	4	0	0	**9**
Pk Hr Factor	0.375	0.625	0.000	0.000	**0.438**	**Pk Hr Factor**	0.625	0.500	0.000	0.000	**0.750**

Prepared by NDS/ATD

VOLUME

Sloane Canyon Rd S/O Dehesa Rd

Day: Wednesday
Date: 2/13/2019

City: El Cajon
Project #: CA19_4056_014

DAILY TOTALS	NB	SB	EB	WB	Total
	49	48	0	0	97

AM Period	NB		SB		EB		WB		TOTAL		PM Period	NB		SB		EB		WB		TOTAL	
00:00	0		0						0		12:00	4		2						6	
00:15	1		0						1		12:15	2		3						5	
00:30	0		0						0		12:30	1		2						3	
00:45	0	1	0						0	1	12:45	1	8	1	8					2	16
01:00	0		0						0		13:00	2		1						3	
01:15	0		0						0		13:15	0		0						0	
01:30	0		0						0		13:30	1		0						1	
01:45	0		0						0		13:45	2	5	0	1					2	6
02:00	0		0						0		14:00	2		0						2	
02:15	0		0						0		14:15	1		1						2	
02:30	0		0						0		14:30	0		0						0	
02:45	0		0						0		14:45	0	3	1	2					1	5
03:00	0		0						0		15:00	1		0						1	
03:15	0		0						0		15:15	1		1						2	
03:30	0		0						0		15:30	0		1						1	
03:45	0		0						0		15:45	0	2	0	2					0	4
04:00	0		0						0		16:00	0		0						0	
04:15	0		0						0		16:15	1		1						2	
04:30	1		1						2		16:30	0		2						2	
04:45	0	1	0	1					0	2	16:45	0	1	0	3					0	4
05:00	1		0						1		17:00	0		1						1	
05:15	0		0						0		17:15	1		2						3	
05:30	1		0						1		17:30	0		0						0	
05:45	0	2	0						0	2	17:45	0	1	1	4					1	5
06:00	0		0						0		18:00	0		1						1	
06:15	0		0						0		18:15	1		2						3	
06:30	2		0						2		18:30	0		0						0	
06:45	1	3	1	1					2	4	18:45	0	1	1	4					1	5
07:00	0		0						0		19:00	1		1						2	
07:15	1		0						1		19:15	0		0						0	
07:30	2		1						3		19:30	0		0						0	
07:45	0	3	0	1					0	4	19:45	0	1	3	4					3	5
08:00	0		0						0		20:00	1		1						2	
08:15	0		1						1		20:15	1		0						1	
08:30	0		0						0		20:30	1		0						1	
08:45	1	1	0	1					1	2	20:45	0	3	1	2					1	5
09:00	1		1						2		21:00	0		0						0	
09:15	0		1						1		21:15	0		1						1	
09:30	0		0						0		21:30	2		0						2	
09:45	1	2	3	5					4	7	21:45	0	2	0	1					0	3
10:00	2		0						2		22:00	0		0						0	
10:15	2		2						4		22:15	1		1						2	
10:30	1		0						1		22:30	0		0						0	
10:45	1	6	2	4					3	10	22:45	0	1	0	1					0	2
11:00	0		0						0		23:00	0		0						0	
11:15	1		2						3		23:15	0		0						0	
11:30	1		0						1		23:30	0		0						0	
11:45	0	2	1	3					1	5	23:45	0		0						0	
TOTALS		21		16						37	TOTALS		28		32						60
SPLIT %		56.8%		43.2%						38.1%	SPLIT %		46.7%		53.3%						61.9%

DAILY TOTALS	NB	SB	EB	WB	Total
	49	48	0	0	97

AM Peak Hour	11:30	11:45			11:45	PM Peak Hour	12:00	12:00			12:00
AM Pk Volume	7	8			15	PM Pk Volume	8	8			16
Pk Hr Factor	0.438	0.667			0.625	Pk Hr Factor	0.500	0.667			0.667
7 - 9 Volume	4	2	0	0	6	4 - 6 Volume	2	7	0	0	9
7 - 9 Peak Hour	07:00	07:30			07:00	4 - 6 Peak Hour	16:00	16:30			16:30
7 - 9 Pk Volume	3	2	0	0	4	4 - 6 Pk Volume	1	5	0	0	6
Pk Hr Factor	0.375	0.500	0.000	0.000	0.333	Pk Hr Factor	0.250	0.625	0.000	0.000	0.500

Prepared by NDS/ATD

VOLUME

Sloane Canyon Rd S/O Dehesa Rd

Day: Thursday
Date: 2/14/2019

City: El Cajon
Project #: CA19_4056_014

DAILY TOTALS	NB	SB	EB	WB	Total
	53	51	0	0	104

AM Period	NB		SB		EB		WB		TOTAL		PM Period	NB		SB		EB		WB		TOTAL	
00:00	0		0						0		12:00	0		0						0	
00:15	0		0						0		12:15	0		0						0	
00:30	0		0						0		12:30	0		1						1	
00:45	0		0						0		12:45	2	2	2	3					4	5
01:00	0		0						0		13:00	2		0						2	
01:15	0		0						0		13:15	0		0						0	
01:30	1		0						1		13:30	1		1						2	
01:45	0	1	0						0	1	13:45	0	3	0	1					0	4
02:00	0		0						0		14:00	1		1						2	
02:15	0		0						0		14:15	2		2						4	
02:30	0		0						0		14:30	0		0						0	
02:45	0		0						0		14:45	4	7	4	7					8	14
03:00	0		0						0		15:00	1		1						2	
03:15	0		0						0		15:15	1		2						3	
03:30	0		0						0		15:30	3		1						4	
03:45	1	1	0						1	1	15:45	0	5	0	4					0	9
04:00	0		1						1		16:00	1		1						2	
04:15	0		1						1		16:15	0		1						1	
04:30	1		0						1		16:30	1		3						4	
04:45	0	1	0	2					0	3	16:45	3	5	1	6					4	11
05:00	0		1						1		17:00	0		1						1	
05:15	0		0						0		17:15	1		0						1	
05:30	0		0						0		17:30	1		1						2	
05:45	0		0	1					0	1	17:45	1	3	1	3					2	6
06:00	0		0						0		18:00	1		0						1	
06:15	0		0						0		18:15	0		0						0	
06:30	0		0						0		18:30	0		1						1	
06:45	2	2	0						2	2	18:45	1	2	0	1					1	3
07:00	0		0						0		19:00	0		1						1	
07:15	2		0						2		19:15	0		0						0	
07:30	1		0						1		19:30	0		0						0	
07:45	0	3	0						0	3	19:45	0		0	1					0	1
08:00	0		1						1		20:00	0		2						2	
08:15	0		1						1		20:15	0		0						0	
08:30	1		0						1		20:30	0		2						2	
08:45	1	2	0	2					1	4	20:45	1	1	0	4					1	5
09:00	1		2						3		21:00	1		0						1	
09:15	1		0						1		21:15	0		0						0	
09:30	2		2						4		21:30	0		1						1	
09:45	0	4	1	5					1	9	21:45	0	1	0	1					0	2
10:00	0		0						0		22:00	2		0						2	
10:15	1		2						3		22:15	0		0						0	
10:30	2		2						4		22:30	1		1						2	
10:45	1	4	1	5					2	9	22:45	0	3	1	2					1	5
11:00	1		1						2		23:00	0		0						0	
11:15	2		1						3		23:15	0		0						0	
11:30	0		1						1		23:30	0		0						0	
11:45	0	3	0	3					0	6	23:45	0		0						0	
TOTALS		21		18						**39**	**TOTALS**		32		33						**65**
SPLIT %		53.8%		46.2%						**37.5%**	**SPLIT %**		49.2%		50.8%						**62.5%**

DAILY TOTALS	NB	SB	EB	WB	Total
	53	51	0	0	104

AM Peak Hour	10:30	10:15			**10:15**	**PM Peak Hour**	14:45	14:45			**14:45**
AM Pk Volume	6	6			**11**	**PM Pk Volume**	9	8			**17**
Pk Hr Factor	0.750	0.750			**0.688**	**Pk Hr Factor**	0.563	0.500			**0.531**
7 - 9 Volume	5	2	0	0	**7**	**4 - 6 Volume**	8	9	0	0	**17**
7 - 9 Peak Hour	07:00	07:30			**07:15**	**4 - 6 Peak Hour**	16:00	16:00			**16:00**
7 - 9 Pk Volume	3	2	0	0	**4**	**4 - 6 Pk Volume**	5	6	0	0	**11**
Pk Hr Factor	0.375	0.500	0.000	0.000	**0.500**	**Pk Hr Factor**	0.417	0.500	0.000	0.000	**0.688**

APPENDIX B

EXISTING CONDITIONS

INTERSECTION LOS WORKSHEETS

Movement	EBL	EBT	EBR	WBL	WBT	WBR	NBL	NBT	NBR	SBL	SBT	SBR
Lane Configurations												
Traffic Volume (veh/h)	3	251	22	147	179	0	41	1	196	0	0	1
Future Volume (veh/h)	3	251	22	147	179	0	41	1	196	0	0	1
Number	5	2	12	1	6	16	3	8	18	7	4	14
Initial Q (Qb), veh	0	0	0	0	0	0	0	0	0	0	0	0
Ped-Bike Adj(A_pbT)	1.00		1.00	1.00		1.00	1.00		0.98	1.00		1.00
Parking Bus, Adj	1.00	1.00	1.00	1.00	1.00	1.00	1.00	1.00	1.00	1.00	1.00	1.00
Adj Sat Flow, veh/h/ln	1863	1863	1900	1863	1863	1863	1900	1863	1863	1900	1863	1900
Adj Flow Rate, veh/h	4	306	27	160	195	0	48	1	228	0	0	4
Adj No. of Lanes	1	1	0	1	1	1	0	1	1	0	1	0
Peak Hour Factor	0.82	0.82	0.82	0.92	0.92	0.92	0.86	0.86	0.86	0.25	0.25	0.25
Percent Heavy Veh, %	2	2	2	2	2	2	2	2	2	2	2	2
Cap, veh/h	8	474	42	203	729	619	184	4	345	0	0	7
Arrive On Green	0.00	0.28	0.28	0.11	0.39	0.00	0.11	0.11	0.11	0.00	0.00	0.00
Sat Flow, veh/h	1774	1688	149	1774	1863	1583	1740	36	1546	0	0	1583
Grp Volume(v), veh/h	4	0	333	160	195	0	49	0	228	0	0	4
Grp Sat Flow(s),veh/h/ln	1774	0	1836	1774	1863	1583	1776	0	1546	0	0	1583
Q Serve(g_s), s	0.1	0.0	6.0	3.3	2.7	0.0	1.0	0.0	4.0	0.0	0.0	0.1
Cycle Q Clear(g_c), s	0.1	0.0	6.0	3.3	2.7	0.0	1.0	0.0	4.0	0.0	0.0	0.1
Prop In Lane	1.00		0.08	1.00		1.00	0.98		1.00	0.00		1.00
Lane Grp Cap(c), veh/h	8	0	516	203	729	619	188	0	345	0	0	7
V/C Ratio(X)	0.52	0.00	0.65	0.79	0.27	0.00	0.26	0.00	0.66	0.00	0.00	0.58
Avail Cap(c_a), veh/h	188	0	1233	230	1295	1101	188	0	345	0	0	921
HCM Platoon Ratio	1.00	1.00	1.00	1.00	1.00	1.00	1.00	1.00	1.00	1.00	1.00	1.00
Upstream Filter(I)	1.00	0.00	1.00	1.00	1.00	0.00	1.00	0.00	1.00	0.00	0.00	1.00
Uniform Delay (d), s/veh	18.8	0.0	11.9	16.3	7.8	0.0	15.6	0.0	13.5	0.0	0.0	18.8
Incr Delay (d2), s/veh	41.2	0.0	1.4	15.2	0.2	0.0	0.8	0.0	4.8	0.0	0.0	54.8
Initial Q Delay(d3),s/veh	0.0	0.0	0.0	0.0	0.0	0.0	0.0	0.0	0.0	0.0	0.0	0.0
%ile BackOfQ(50%),veh/ln	0.1	0.0	3.2	2.5	1.4	0.0	0.5	0.0	2.6	0.0	0.0	0.1
LnGrp Delay(d),s/veh	60.0	0.0	13.3	31.5	8.0	0.0	16.3	0.0	18.3	0.0	0.0	73.6
LnGrp LOS	E		B	C	A		B		B			E
Approach Vol, veh/h		337			355			277			4	
Approach Delay, s/veh		13.9			18.6			17.9			73.6	
Approach LOS		B			B			B			E	

Timer	1	2	3	4	5	6	7	8
Assigned Phs	1	2		4	5	6		8
Phs Duration (G+Y+Rc), s	8.4	15.9		4.2	4.3	20.1		9.3
Change Period (Y+Rc), s	4.1	5.3		4.0	4.1	5.3		5.3
Max Green Setting (Gmax), s	4.9	25.4		22.0	4.0	26.3		4.0
Max Q Clear Time (g_c+I1), s	5.3	8.0		2.1	2.1	4.7		6.0
Green Ext Time (p_c), s	0.0	2.6		0.0	0.0	2.8		0.0

Intersection Summary	
HCM 2010 Ctrl Delay	17.0
HCM 2010 LOS	B

Notes

Intersection	
Int Delay, s/veh	0.2

Movement	EBT	EBR	WBL	WBT	NBL	NBR
Lane Configurations						
Traffic Vol, veh/h	411	6	11	321	2	1
Future Vol, veh/h	411	6	11	321	2	1
Conflicting Peds, #/hr	0	0	0	0	0	0
Sign Control	Free	Free	Free	Free	Stop	Stop
RT Channelized	-	None	-	None	-	None
Storage Length	-	-	90	-	50	0
Veh in Median Storage, #	0	-	-	0	0	-
Grade, %	0	-	-	0	0	-
Peak Hour Factor	91	91	90	90	75	75
Heavy Vehicles, %	2	2	2	2	2	2
Mvmt Flow	452	7	12	357	3	1

Major/Minor	Major1		Major2		Minor1	
Conflicting Flow All	0	0	459	0	837	456
Stage 1	-	-	-	-	456	-
Stage 2	-	-	-	-	381	-
Critical Hdwy	-	-	4.12	-	6.42	6.22
Critical Hdwy Stg 1	-	-	-	-	5.42	-
Critical Hdwy Stg 2	-	-	-	-	5.42	-
Follow-up Hdwy	-	-	2.218	-	3.518	3.318
Pot Cap-1 Maneuver	-	-	1102	-	337	604
Stage 1	-	-	-	-	638	-
Stage 2	-	-	-	-	691	-
Platoon blocked, %	-	-		-		
Mov Cap-1 Maneuver	-	-	1102	-	333	604
Mov Cap-2 Maneuver	-	-	-	-	333	-
Stage 1	-	-	-	-	638	-
Stage 2	-	-	-	-	683	-

Approach	EB	WB	NB
HCM Control Delay, s	0	0.3	14.3
HCM LOS			B

Minor Lane/Major Mvmt	NBLn1	NBLn2	EBT	EBR	WBL	WBT
Capacity (veh/h)	333	604	-	-	1102	-
HCM Lane V/C Ratio	0.008	0.002	-	-	0.011	-
HCM Control Delay (s)	15.9	11	-	-	8.3	-
HCM Lane LOS	C	B	-	-	A	-
HCM 95th %tile Q(veh)	0	0	-	-	0	-

Intersection	
Int Delay, s/veh	0

Movement	EBT	EBR	WBL	WBT	NBL	NBR
Lane Configurations						
Traffic Vol, veh/h	393	14	2	331	0	0
Future Vol, veh/h	393	14	2	331	0	0
Conflicting Peds, #/hr	0	0	0	0	0	0
Sign Control	Free	Free	Free	Free	Stop	Stop
RT Channelized	-	None	-	None	-	None
Storage Length	-	50	-	-	0	-
Veh in Median Storage, #	0	-	-	0	0	-
Grade, %	0	-	-	0	0	-
Peak Hour Factor	89	89	92	92	100	100
Heavy Vehicles, %	2	2	2	2	2	2
Mvmt Flow	442	16	2	360	0	0

Major/Minor	Major1		Major2		Minor1	
Conflicting Flow All	0	0	458	0	806	442
Stage 1	-	-	-	-	442	-
Stage 2	-	-	-	-	364	-
Critical Hdwy	-	-	4.12	-	6.42	6.22
Critical Hdwy Stg 1	-	-	-	-	5.42	-
Critical Hdwy Stg 2	-	-	-	-	5.42	-
Follow-up Hdwy	-	-	2.218	-	3.518	3.318
Pot Cap-1 Maneuver	-	-	1103	-	351	615
Stage 1	-	-	-	-	648	-
Stage 2	-	-	-	-	703	-
Platoon blocked, %	-	-		-		
Mov Cap-1 Maneuver	-	-	1103	-	350	615
Mov Cap-2 Maneuver	-	-	-	-	350	-
Stage 1	-	-	-	-	648	-
Stage 2	-	-	-	-	702	-

Approach	EB	WB	NB
HCM Control Delay, s	0	0	0
HCM LOS			A

Minor Lane/Major Mvmt	NBLn1	EBT	EBR	WBL	WBT
Capacity (veh/h)	-	-	-	1103	-
HCM Lane V/C Ratio	-	-	-	0.002	-
HCM Control Delay (s)	0	-	-	8.3	0
HCM Lane LOS	A	-	-	A	A
HCM 95th %tile Q(veh)	-	-	-	0	-

Intersection	
Int Delay, s/veh	0.5

Movement	EBT	EBR	WBL	WBT	NBL	NBR
Lane Configurations						
Traffic Vol, veh/h	406	0	0	316	19	1
Future Vol, veh/h	406	0	0	316	19	1
Conflicting Peds, #/hr	0	0	0	0	5	5
Sign Control	Free	Free	Free	Free	Stop	Stop
RT Channelized	-	None	-	None	-	None
Storage Length	-	-	-	-	0	-
Veh in Median Storage, #	0	-	-	0	0	-
Grade, %	0	-	-	0	0	-
Peak Hour Factor	90	90	94	94	83	83
Heavy Vehicles, %	2	2	2	2	2	2
Mvmt Flow	451	0	0	336	23	1

Major/Minor	Major1		Major2		Minor1	
Conflicting Flow All	0	-	-	-	792	456
Stage 1	-	-	-	-	451	-
Stage 2	-	-	-	-	341	-
Critical Hdwy	-	-	-	-	6.42	6.22
Critical Hdwy Stg 1	-	-	-	-	5.42	-
Critical Hdwy Stg 2	-	-	-	-	5.42	-
Follow-up Hdwy	-	-	-	-	3.518	3.318
Pot Cap-1 Maneuver	-	0	0	-	358	604
Stage 1	-	0	0	-	642	-
Stage 2	-	0	0	-	720	-
Platoon blocked, %	-			-		
Mov Cap-1 Maneuver	-	-	-	-	356	601
Mov Cap-2 Maneuver	-	-	-	-	356	-
Stage 1	-	-	-	-	642	-
Stage 2	-	-	-	-	716	-

Approach	EB	WB	NB
HCM Control Delay, s	0	0	15.6
HCM LOS			C

Minor Lane/Major Mvmt	NBLn1	EBT	WBT
Capacity (veh/h)	363	-	-
HCM Lane V/C Ratio	0.066	-	-
HCM Control Delay (s)	15.6	-	-
HCM Lane LOS	C	-	-
HCM 95th %tile Q(veh)	0.2	-	-

Intersection	
Int Delay, s/veh	0.4

Movement	EBT	EBR	WBL	WBT	NBL	NBR
Lane Configurations						
Traffic Vol, veh/h	400	4	2	308	8	1
Future Vol, veh/h	400	4	2	308	8	1
Conflicting Peds, #/hr	0	0	0	0	0	0
Sign Control	Free	Free	Free	Free	Stop	Stop
RT Channelized	-	None	-	None	-	None
Storage Length	-	-	-	-	0	-
Veh in Median Storage, #	0	-	-	0	0	-
Grade, %	0	-	-	0	0	-
Peak Hour Factor	94	94	89	89	45	45
Heavy Vehicles, %	2	2	2	2	2	2
Mvmt Flow	426	4	2	346	18	2

Major/Minor	Major1		Major2		Minor1	
Conflicting Flow All	0	0	430	0	778	428
Stage 1	-	-	-	-	428	-
Stage 2	-	-	-	-	350	-
Critical Hdwy	-	-	4.12	-	6.42	6.22
Critical Hdwy Stg 1	-	-	-	-	5.42	-
Critical Hdwy Stg 2	-	-	-	-	5.42	-
Follow-up Hdwy	-	-	2.218	-	3.518	3.318
Pot Cap-1 Maneuver	-	-	1129	-	365	627
Stage 1	-	-	-	-	657	-
Stage 2	-	-	-	-	713	-
Platoon blocked, %	-	-		-		
Mov Cap-1 Maneuver	-	-	1129	-	364	627
Mov Cap-2 Maneuver	-	-	-	-	364	-
Stage 1	-	-	-	-	657	-
Stage 2	-	-	-	-	712	-

Approach	EB	WB	NB
HCM Control Delay, s	0	0.1	14.9
HCM LOS			B

Minor Lane/Major Mvmt	NBLn1	EBT	EBR	WBL	WBT
Capacity (veh/h)	382	-	-	1129	-
HCM Lane V/C Ratio	0.052	-	-	0.002	-
HCM Control Delay (s)	14.9	-	-	8.2	0
HCM Lane LOS	B	-	-	A	A
HCM 95th %tile Q(veh)	0.2	-	-	0	-

Intersection	
Int Delay, s/veh	0.1

Movement	EBL	EBT	EBR	WBL	WBT	WBR	NBL	NBT	NBR	SBL	SBT	SBR
Lane Configurations												
Traffic Vol, veh/h	0	407	0	0	307	0	0	0	0	0	0	4
Future Vol, veh/h	0	407	0	0	307	0	0	0	0	0	0	4
Conflicting Peds, #/hr	0	0	0	0	0	0	0	0	0	0	0	0
Sign Control	Free	Free	Free	Free	Free	Free	Stop	Stop	Stop	Stop	Stop	Stop
RT Channelized	-	-	None	-	-	None	-	-	None	-	-	None
Storage Length	50	-	-	50	-	-	-	-	-	-	-	-
Veh in Median Storage, #	-	0	-	-	0	-	-	0	-	-	0	-
Grade, %	-	0	-	-	0	-	-	0	-	-	0	-
Peak Hour Factor	91	91	91	91	91	91	100	100	100	50	50	50
Heavy Vehicles, %	2	2	2	2	2	2	2	2	2	2	2	2
Mvmt Flow	0	447	0	0	337	0	0	0	0	0	0	8

Major/Minor	Major1			Major2			Minor1			Minor2		
Conflicting Flow All	337	0	0	447	0	0	788	784	447	784	784	337
Stage 1	-	-	-	-	-	-	447	447	-	337	337	-
Stage 2	-	-	-	-	-	-	341	337	-	447	447	-
Critical Hdwy	4.12	-	-	4.12	-	-	7.12	6.52	6.22	7.12	6.52	6.22
Critical Hdwy Stg 1	-	-	-	-	-	-	6.12	5.52	-	6.12	5.52	-
Critical Hdwy Stg 2	-	-	-	-	-	-	6.12	5.52	-	6.12	5.52	-
Follow-up Hdwy	2.218	-	-	2.218	-	-	3.518	4.018	3.318	3.518	4.018	3.318
Pot Cap-1 Maneuver	1222	-	-	1113	-	-	309	325	612	311	325	705
Stage 1	-	-	-	-	-	-	591	573	-	677	641	-
Stage 2	-	-	-	-	-	-	674	641	-	591	573	-
Platoon blocked, %		-	-		-	-						
Mov Cap-1 Maneuver	1222	-	-	1113	-	-	306	325	612	311	325	705
Mov Cap-2 Maneuver	-	-	-	-	-	-	306	325	-	311	325	-
Stage 1	-	-	-	-	-	-	591	573	-	677	641	-
Stage 2	-	-	-	-	-	-	666	641	-	591	573	-

Approach	EB	WB	NB	SB
HCM Control Delay, s	0	0	0	10.2
HCM LOS			A	B

Minor Lane/Major Mvmt	NBLn1	EBL	EBT	EBR	WBL	WBT	WBR	SBLn1
Capacity (veh/h)	-	1222	-	-	1113	-	-	705
HCM Lane V/C Ratio	-	-	-	-	-	-	-	0.011
HCM Control Delay (s)	0	0	-	-	0	-	-	10.2
HCM Lane LOS	A	A	-	-	A	-	-	B
HCM 95th %tile Q(veh)	-	0	-	-	0	-	-	0

Intersection	
Int Delay, s/veh	0.2

Movement	EBL	EBT	WBT	WBR	SBL	SBR
Lane Configurations						
Traffic Vol, veh/h	5	394	289	3	0	9
Future Vol, veh/h	5	394	289	3	0	9
Conflicting Peds, #/hr	0	0	0	0	0	0
Sign Control	Free	Free	Free	Free	Stop	Stop
RT Channelized	-	None	-	None	-	None
Storage Length	110	-	-	-	0	-
Veh in Median Storage, #	-	0	0	-	0	-
Grade, %	-	0	0	-	0	-
Peak Hour Factor	91	91	91	91	75	75
Heavy Vehicles, %	2	2	2	2	2	2
Mvmt Flow	5	433	318	3	0	12

Major/Minor	Major1		Major2		Minor2	
Conflicting Flow All	321	0	-	0	763	320
Stage 1	-	-	-	-	320	-
Stage 2	-	-	-	-	443	-
Critical Hdwy	4.12	-	-	-	6.42	6.22
Critical Hdwy Stg 1	-	-	-	-	5.42	-
Critical Hdwy Stg 2	-	-	-	-	5.42	-
Follow-up Hdwy	2.218	-	-	-	3.518	3.318
Pot Cap-1 Maneuver	1239	-	-	-	372	721
Stage 1	-	-	-	-	736	-
Stage 2	-	-	-	-	647	-
Platoon blocked, %			-	-	-	
Mov Cap-1 Maneuver	1239	-	-	-	371	721
Mov Cap-2 Maneuver	-	-	-	-	482	-
Stage 1	-	-	-	-	733	-
Stage 2	-	-	-	-	647	-

Approach	EB	WB	SB
HCM Control Delay, s	0.1	0	10.1
HCM LOS			B

Minor Lane/Major Mvmt	EBL	EBT	WBT	WBR	SBLn1
Capacity (veh/h)	1239	-	-	-	721
HCM Lane V/C Ratio	0.004	-	-	-	0.017
HCM Control Delay (s)	7.9	-	-	-	10.1
HCM Lane LOS	A	-	-	-	B
HCM 95th %tile Q(veh)	0	-	-	-	0.1

Intersection	
Int Delay, s/veh	0.4

Movement	EBL	EBT	EBR	WBU	WBL	WBT	WBR	NBL	NBT	NBR	SBL	SBT	SBR
Lane Configurations													
Traffic Vol, veh/h	3	387	3	6	1	293	2	2	0	2	2	0	2
Future Vol, veh/h	3	387	3	6	1	293	2	2	0	2	2	0	2
Conflicting Peds, #/hr	0	0	0	0	0	0	0	0	0	0	0	0	0
Sign Control	Free	Free	Free	Free	Free	Free	Free	Stop	Stop	Stop	Stop	Stop	Stop
RT Channelized	-	-	None	-	-	-	None	-	-	None	-	-	None
Storage Length	60	-	60	-	60	-	-	-	-	-	-	-	-
Veh in Median Storage, #	-	0	-	-	-	0	-	-	0	-	-	0	-
Grade, %	-	0	-	-	-	0	-	-	0	-	-	0	-
Peak Hour Factor	87	87	87	83	83	83	83	50	50	50	33	33	33
Heavy Vehicles, %	2	2	2	2	2	2	2	2	2	2	2	2	2
Mvmt Flow	3	445	3	7	1	353	2	4	0	4	6	0	6

Major/Minor	Major1			Major2				Minor1			Minor2		
Conflicting Flow All	355	0	0	-	448	0	0	810	822	445	811	824	354
Stage 1	-	-	-	-	-	-	-	451	451	-	356	370	-
Stage 2	-	-	-	-	-	-	-	359	371	-	455	454	-
Critical Hdwy	4.12	-	-	-	4.12	-	-	7.12	6.52	6.22	7.12	6.52	6.22
Critical Hdwy Stg 1	-	-	-	-	-	-	-	6.12	5.52	-	6.12	5.52	-
Critical Hdwy Stg 2	-	-	-	-	-	-	-	6.12	5.52	-	6.12	5.52	-
Follow-up Hdwy	2.218	-	-	-	2.218	-	-	3.518	4.018	3.318	3.518	4.018	3.318
Pot Cap-1 Maneuver	1204	-	-	-	1112	-	-	298	309	613	298	308	690
Stage 1	-	-	-	-	-	-	-	588	571	-	661	620	-
Stage 2	-	-	-	-	-	-	-	659	620	-	585	569	-
Platoon blocked, %		-	-			-	-						
Mov Cap-1 Maneuver	1204	-	-	-	-	-	-	295	308	613	296	307	690
Mov Cap-2 Maneuver	-	-	-	-	-	-	-	295	308	-	296	307	-
Stage 1	-	-	-	-	-	-	-	587	570	-	660	620	-
Stage 2	-	-	-	-	-	-	-	653	620	-	580	568	-

Approach	EB	WB	NB	SB
HCM Control Delay, s	0.1		14.2	14
HCM LOS			B	B

Minor Lane/Major Mvmt	NBLn1	EBL	EBT	EBR	WBL	WBT	WBR	SBLn1
Capacity (veh/h)	398	1204	-	-	-	-	-	414
HCM Lane V/C Ratio	0.02	0.003	-	-	-	-	-	0.029
HCM Control Delay (s)	14.2	8	-	-	-	-	-	14
HCM Lane LOS	B	A	-	-	-	-	-	B
HCM 95th %tile Q(veh)	0.1	0	-	-	-	-	-	0.1

Movement	EBL	EBT	EBR	WBL	WBT	WBR	NBL	NBT	NBR	SBL	SBT	SBR
Lane Configurations												
Traffic Volume (veh/h)	0	234	61	349	339	1	49	1	240	0	2	4
Future Volume (veh/h)	0	234	61	349	339	1	49	1	240	0	2	4
Number	5	2	12	1	6	16	3	8	18	7	4	14
Initial Q (Qb), veh	0	0	0	0	0	0	0	0	0	0	0	0
Ped-Bike Adj(A_pbT)	1.00		0.98	1.00		0.98	1.00		0.98	1.00		1.00
Parking Bus, Adj	1.00	1.00	1.00	1.00	1.00	1.00	1.00	1.00	1.00	1.00	1.00	1.00
Adj Sat Flow, veh/h/ln	1863	1863	1900	1863	1863	1863	1900	1863	1863	1900	1863	1900
Adj Flow Rate, veh/h	0	257	67	379	368	1	64	1	316	0	7	13
Adj No. of Lanes	1	1	0	1	1	1	0	1	1	0	1	0
Peak Hour Factor	0.91	0.91	0.91	0.92	0.92	0.92	0.76	0.76	0.76	0.30	0.30	0.30
Percent Heavy Veh, %	2	2	2	2	2	2	2	2	2	2	2	2
Cap, veh/h	4	381	99	456	1132	940	143	2	533	0	11	21
Arrive On Green	0.00	0.27	0.27	0.26	0.61	0.61	0.08	0.08	0.08	0.00	0.02	0.02
Sat Flow, veh/h	1774	1418	370	1774	1863	1548	1748	27	1544	0	585	1086
Grp Volume(v), veh/h	0	0	324	379	368	1	65	0	316	0	0	20
Grp Sat Flow(s),veh/h/ln	1774	0	1788	1774	1863	1548	1775	0	1544	0	0	1671
Q Serve(g_s), s	0.0	0.0	8.1	10.1	4.8	0.0	1.7	0.0	4.1	0.0	0.0	0.6
Cycle Q Clear(g_c), s	0.0	0.0	8.1	10.1	4.8	0.0	1.7	0.0	4.1	0.0	0.0	0.6
Prop In Lane	1.00		0.21	1.00		1.00	0.98		1.00	0.00		0.65
Lane Grp Cap(c), veh/h	4	0	480	456	1132	940	145	0	533	0	0	32
V/C Ratio(X)	0.00	0.00	0.67	0.83	0.33	0.00	0.45	0.00	0.59	0.00	0.00	0.62
Avail Cap(c_a), veh/h	142	0	881	725	1531	1272	145	0	533	0	0	733
HCM Platoon Ratio	1.00	1.00	1.00	1.00	1.00	1.00	1.00	1.00	1.00	1.00	1.00	1.00
Upstream Filter(I)	0.00	0.00	1.00	1.00	1.00	1.00	1.00	0.00	1.00	0.00	0.00	1.00
Uniform Delay (d), s/veh	0.0	0.0	16.4	17.6	4.8	3.9	21.9	0.0	13.7	0.0	0.0	24.4
Incr Delay (d2), s/veh	0.0	0.0	1.7	4.9	0.2	0.0	2.3	0.0	1.8	0.0	0.0	16.0
Initial Q Delay(d3),s/veh	0.0	0.0	0.0	0.0	0.0	0.0	0.0	0.0	0.0	0.0	0.0	0.0
%ile BackOfQ(50%),veh/ln	0.0	0.0	4.2	5.6	2.5	0.0	0.9	0.0	3.9	0.0	0.0	0.4
LnGrp Delay(d),s/veh	0.0	0.0	18.0	22.5	5.0	3.9	24.3	0.0	15.6	0.0	0.0	40.4
LnGrp LOS			B	C	A	A	C		B			D
Approach Vol, veh/h		324			748			381			20	
Approach Delay, s/veh		18.0			13.8			17.1			40.4	
Approach LOS		B			B			B			D	

Timer	1	2	3	4	5	6	7	8
Assigned Phs	1	2		4	5	6		8
Phs Duration (G+Y+Rc), s	17.0	18.8		5.0	0.0	35.8		9.4
Change Period (Y+Rc), s	4.1	5.3		4.0	4.1	5.3		5.3
Max Green Setting (Gmax), s	20.5	24.7		22.0	4.0	41.2		4.1
Max Q Clear Time (g_c+I1), s	12.1	10.1		2.6	0.0	6.8		6.1
Green Ext Time (p_c), s	0.8	3.4		0.0	0.0	4.2		0.0

Intersection Summary	
HCM 2010 Ctrl Delay	16.0
HCM 2010 LOS	B

Notes

Intersection	
Int Delay, s/veh	3.1

Movement	EBT	EBR	WBL	WBT	NBL	NBR
Lane Configurations						
Traffic Vol, veh/h	468	1	12	613	72	15
Future Vol, veh/h	468	1	12	613	72	15
Conflicting Peds, #/hr	0	0	0	0	0	0
Sign Control	Free	Free	Free	Free	Stop	Stop
RT Channelized	-	None	-	None	-	None
Storage Length	-	-	90	-	50	0
Veh in Median Storage, #	0	-	-	0	0	-
Grade, %	0	-	-	0	0	-
Peak Hour Factor	93	93	89	89	75	75
Heavy Vehicles, %	2	2	2	2	2	2
Mvmt Flow	503	1	13	689	96	20

Major/Minor	Major1		Major2		Minor1	
Conflicting Flow All	0	0	504	0	1219	504
Stage 1	-	-	-	-	504	-
Stage 2	-	-	-	-	715	-
Critical Hdwy	-	-	4.12	-	6.42	6.22
Critical Hdwy Stg 1	-	-	-	-	5.42	-
Critical Hdwy Stg 2	-	-	-	-	5.42	-
Follow-up Hdwy	-	-	2.218	-	3.518	3.318
Pot Cap-1 Maneuver	-	-	1061	-	199	568
Stage 1	-	-	-	-	607	-
Stage 2	-	-	-	-	485	-
Platoon blocked, %	-	-		-		
Mov Cap-1 Maneuver	-	-	1061	-	197	568
Mov Cap-2 Maneuver	-	-	-	-	197	-
Stage 1	-	-	-	-	607	-
Stage 2	-	-	-	-	479	-

Approach	EB	WB	NB
HCM Control Delay, s	0	0.2	34.7
HCM LOS			D

Minor Lane/Major Mvmt	NBLn1	NBLn2	EBT	EBR	WBL	WBT
Capacity (veh/h)	197	568	-	-	1061	-
HCM Lane V/C Ratio	0.487	0.035	-	-	0.013	-
HCM Control Delay (s)	39.5	11.6	-	-	8.4	-
HCM Lane LOS	E	B	-	-	A	-
HCM 95th %tile Q(veh)	2.4	0.1	-	-	0	-

Intersection	
Int Delay, s/veh	0.3

Movement	EBT	EBR	WBL	WBT	NBL	NBR
Lane Configurations						
Traffic Vol, veh/h	484	1	0	619	5	2
Future Vol, veh/h	484	1	0	619	5	2
Conflicting Peds, #/hr	0	0	0	0	0	0
Sign Control	Free	Free	Free	Free	Stop	Stop
RT Channelized	-	None	-	None	-	None
Storage Length	-	50	-	-	0	-
Veh in Median Storage, #	0	-	-	0	0	-
Grade, %	0	-	-	0	0	-
Peak Hour Factor	90	90	88	88	35	35
Heavy Vehicles, %	2	2	2	2	2	2
Mvmt Flow	538	1	0	703	14	6

Major/Minor	Major1		Major2		Minor1	
Conflicting Flow All	0	0	539	0	1241	538
Stage 1	-	-	-	-	538	-
Stage 2	-	-	-	-	703	-
Critical Hdwy	-	-	4.12	-	6.42	6.22
Critical Hdwy Stg 1	-	-	-	-	5.42	-
Critical Hdwy Stg 2	-	-	-	-	5.42	-
Follow-up Hdwy	-	-	2.218	-	3.518	3.318
Pot Cap-1 Maneuver	-	-	1029	-	193	543
Stage 1	-	-	-	-	585	-
Stage 2	-	-	-	-	491	-
Platoon blocked, %	-	-		-		
Mov Cap-1 Maneuver	-	-	1029	-	193	543
Mov Cap-2 Maneuver	-	-	-	-	193	-
Stage 1	-	-	-	-	585	-
Stage 2	-	-	-	-	491	-

Approach	EB	WB	NB
HCM Control Delay, s	0	0	21.6
HCM LOS			C

Minor Lane/Major Mvmt	NBLn1	EBT	EBR	WBL	WBT
Capacity (veh/h)	237	-	-	1029	-
HCM Lane V/C Ratio	0.084	-	-	-	-
HCM Control Delay (s)	21.6	-	-	0	-
HCM Lane LOS	C	-	-	A	-
HCM 95th %tile Q(veh)	0.3	-	-	0	-

Intersection	
Int Delay, s/veh	0.6

Movement	EBT	EBR	WBL	WBT	NBL	NBR
Lane Configurations						
Traffic Vol, veh/h	487	0	0	615	11	1
Future Vol, veh/h	487	0	0	615	11	1
Conflicting Peds, #/hr	0	0	0	0	0	0
Sign Control	Free	Free	Free	Free	Stop	Stop
RT Channelized	-	None	-	None	-	None
Storage Length	-	-	-	-	0	-
Veh in Median Storage, #	0	-	-	0	0	-
Grade, %	0	-	-	0	0	-
Peak Hour Factor	90	90	90	90	43	43
Heavy Vehicles, %	2	2	2	2	2	2
Mvmt Flow	541	0	0	683	26	2

Major/Minor	Major1		Major2		Minor1	
Conflicting Flow All	0	-	-	-	1224	541
Stage 1	-	-	-	-	541	-
Stage 2	-	-	-	-	683	-
Critical Hdwy	-	-	-	-	6.42	6.22
Critical Hdwy Stg 1	-	-	-	-	5.42	-
Critical Hdwy Stg 2	-	-	-	-	5.42	-
Follow-up Hdwy	-	-	-	-	3.518	3.318
Pot Cap-1 Maneuver	-	0	0	-	198	541
Stage 1	-	0	0	-	583	-
Stage 2	-	0	0	-	502	-
Platoon blocked, %	-			-		
Mov Cap-1 Maneuver	-	-	-	-	198	541
Mov Cap-2 Maneuver	-	-	-	-	198	-
Stage 1	-	-	-	-	583	-
Stage 2	-	-	-	-	502	-

Approach	EB	WB	NB
HCM Control Delay, s	0	0	24.9
HCM LOS			C

Minor Lane/Major Mvmt	NBLn1	EBT	WBT
Capacity (veh/h)	209	-	-
HCM Lane V/C Ratio	0.134	-	-
HCM Control Delay (s)	24.9	-	-
HCM Lane LOS	C	-	-
HCM 95th %tile Q(veh)	0.5	-	-

Intersection	
Int Delay, s/veh	0.2

Movement	EBT	EBR	WBL	WBT	NBL	NBR
Lane Configurations						
Traffic Vol, veh/h	470	15	3	607	5	0
Future Vol, veh/h	470	15	3	607	5	0
Conflicting Peds, #/hr	0	0	0	0	0	0
Sign Control	Free	Free	Free	Free	Stop	Stop
RT Channelized	-	None	-	None	-	None
Storage Length	-	-	-	-	0	-
Veh in Median Storage, #	0	-	-	0	0	-
Grade, %	0	-	-	0	0	-
Peak Hour Factor	92	92	90	90	42	42
Heavy Vehicles, %	2	2	2	2	2	2
Mvmt Flow	511	16	3	674	12	0

Major/Minor	Major1		Major2		Minor1	
Conflicting Flow All	0	0	527	0	1199	519
Stage 1	-	-	-	-	519	-
Stage 2	-	-	-	-	680	-
Critical Hdwy	-	-	4.12	-	6.42	6.22
Critical Hdwy Stg 1	-	-	-	-	5.42	-
Critical Hdwy Stg 2	-	-	-	-	5.42	-
Follow-up Hdwy	-	-	2.218	-	3.518	3.318
Pot Cap-1 Maneuver	-	-	1040	-	205	557
Stage 1	-	-	-	-	597	-
Stage 2	-	-	-	-	503	-
Platoon blocked, %	-	-		-		
Mov Cap-1 Maneuver	-	-	1040	-	204	557
Mov Cap-2 Maneuver	-	-	-	-	204	-
Stage 1	-	-	-	-	597	-
Stage 2	-	-	-	-	500	-

Approach	EB	WB	NB
HCM Control Delay, s	0	0	23.7
HCM LOS			C

Minor Lane/Major Mvmt	NBLn1	EBT	EBR	WBL	WBT
Capacity (veh/h)	204	-	-	1040	-
HCM Lane V/C Ratio	0.058	-	-	0.003	-
HCM Control Delay (s)	23.7	-	-	8.5	0
HCM Lane LOS	C	-	-	A	A
HCM 95th %tile Q(veh)	0.2	-	-	0	-

Intersection	
Int Delay, s/veh	0.1

Movement	EBL	EBT	EBR	WBL	WBT	WBR	NBL	NBT	NBR	SBL	SBT	SBR
Lane Configurations												
Traffic Vol, veh/h	4	467	0	0	609	1	0	0	0	0	0	2
Future Vol, veh/h	4	467	0	0	609	1	0	0	0	0	0	2
Conflicting Peds, #/hr	0	0	0	0	0	0	0	0	0	0	0	0
Sign Control	Free	Free	Free	Free	Free	Free	Stop	Stop	Stop	Stop	Stop	Stop
RT Channelized	-	-	None	-	-	None	-	-	None	-	-	None
Storage Length	50	-	-	50	-	-	-	-	-	-	-	-
Veh in Median Storage, #	-	0	-	-	0	-	-	0	-	-	0	-
Grade, %	-	0	-	-	0	-	-	0	-	-	0	-
Peak Hour Factor	88	88	88	89	89	89	100	100	100	25	25	25
Heavy Vehicles, %	2	2	2	2	2	2	2	2	2	2	2	2
Mvmt Flow	5	531	0	0	684	1	0	0	0	0	0	8

Major/Minor	Major1			Major2			Minor1			Minor2		
Conflicting Flow All	685	0	0	531	0	0	1230	1226	531	1226	1226	685
Stage 1	-	-	-	-	-	-	541	541	-	685	685	-
Stage 2	-	-	-	-	-	-	689	685	-	541	541	-
Critical Hdwy	4.12	-	-	4.12	-	-	7.12	6.52	6.22	7.12	6.52	6.22
Critical Hdwy Stg 1	-	-	-	-	-	-	6.12	5.52	-	6.12	5.52	-
Critical Hdwy Stg 2	-	-	-	-	-	-	6.12	5.52	-	6.12	5.52	-
Follow-up Hdwy	2.218	-	-	2.218	-	-	3.518	4.018	3.318	3.518	4.018	3.318
Pot Cap-1 Maneuver	908	-	-	1036	-	-	154	179	548	155	179	448
Stage 1	-	-	-	-	-	-	525	521	-	438	448	-
Stage 2	-	-	-	-	-	-	436	448	-	525	521	-
Platoon blocked, %		-	-		-	-						
Mov Cap-1 Maneuver	908	-	-	1036	-	-	151	178	548	154	178	448
Mov Cap-2 Maneuver	-	-	-	-	-	-	151	178	-	154	178	-
Stage 1	-	-	-	-	-	-	522	518	-	435	448	-
Stage 2	-	-	-	-	-	-	428	448	-	522	518	-

Approach	EB	WB	NB	SB
HCM Control Delay, s	0.1	0	0	13.2
HCM LOS			A	B

Minor Lane/Major Mvmt	NBLn1	EBL	EBT	EBR	WBL	WBT	WBR	SBLn1
Capacity (veh/h)	-	908	-	-	1036	-	-	448
HCM Lane V/C Ratio	-	0.005	-	-	-	-	-	0.018
HCM Control Delay (s)	0	9	-	-	0	-	-	13.2
HCM Lane LOS	A	A	-	-	A	-	-	B
HCM 95th %tile Q(veh)	-	0	-	-	0	-	-	0.1

Intersection	
Int Delay, s/veh	0.2

Movement	EBL	EBT	WBT	WBR	SBL	SBR
Lane Configurations						
Traffic Vol, veh/h	7	459	604	1	1	4
Future Vol, veh/h	7	459	604	1	1	4
Conflicting Peds, #/hr	0	0	0	0	0	0
Sign Control	Free	Free	Free	Free	Stop	Stop
RT Channelized	-	None	-	None	-	None
Storage Length	110	-	-	-	0	-
Veh in Median Storage, #	-	0	0	-	0	-
Grade, %	-	0	0	-	0	-
Peak Hour Factor	84	84	91	91	42	42
Heavy Vehicles, %	2	2	2	2	2	2
Mvmt Flow	8	546	664	1	2	10

Major/Minor	Major1		Major2		Minor2	
Conflicting Flow All	665	0	-	0	1227	665
Stage 1	-	-	-	-	665	-
Stage 2	-	-	-	-	562	-
Critical Hdwy	4.12	-	-	-	6.42	6.22
Critical Hdwy Stg 1	-	-	-	-	5.42	-
Critical Hdwy Stg 2	-	-	-	-	5.42	-
Follow-up Hdwy	2.218	-	-	-	3.518	3.318
Pot Cap-1 Maneuver	924	-	-	-	197	460
Stage 1	-	-	-	-	511	-
Stage 2	-	-	-	-	571	-
Platoon blocked, %			-	-		
Mov Cap-1 Maneuver	924	-	-	-	195	460
Mov Cap-2 Maneuver	-	-	-	-	333	-
Stage 1	-	-	-	-	506	-
Stage 2	-	-	-	-	571	-

Approach	EB	WB	SB
HCM Control Delay, s	0.1	0	13.7
HCM LOS			B

Minor Lane/Major Mvmt	EBL	EBT	WBT	WBR	SBLn1
Capacity (veh/h)	924	-	-	-	427
HCM Lane V/C Ratio	0.009	-	-	-	0.028
HCM Control Delay (s)	8.9	-	-	-	13.7
HCM Lane LOS	A	-	-	-	B
HCM 95th %tile Q(veh)	0	-	-	-	0.1

Intersection	
Int Delay, s/veh	0.1

Movement	EBU	EBL	EBT	EBR	WBL	WBT	WBR	NBL	NBT	NBR	SBL	SBT	SBR
Lane Configurations													
Traffic Vol, veh/h	1	0	452	3	0	604	0	1	0	1	0	0	0
Future Vol, veh/h	1	0	452	3	0	604	0	1	0	1	0	0	0
Conflicting Peds, #/hr	0	0	0	0	0	0	0	0	0	0	0	0	0
Sign Control	Free	Free	Free	Free	Free	Free	Free	Stop	Stop	Stop	Stop	Stop	Stop
RT Channelized	-	-	-	None	-	-	None	-	-	None	-	-	None
Storage Length	-	60	-	60	60	-	-	-	-	-	-	-	-
Veh in Median Storage, #	-	-	0	-	-	0	-	-	0	-	-	0	-
Grade, %	-	-	0	-	-	0	-	-	0	-	-	0	-
Peak Hour Factor	93	93	93	93	93	93	93	50	50	50	100	100	100
Heavy Vehicles, %	2	2	2	2	2	2	2	2	2	2	2	2	2
Mvmt Flow	1	0	486	3	0	649	0	2	0	2	0	0	0

Major/Minor	Major1				Major2			Minor1			Minor2		
Conflicting Flow All	-	649	0	0	489	0	0	1135	1137	486	1138	1140	649
Stage 1	-	-	-	-	-	-	-	486	488	-	649	649	-
Stage 2	-	-	-	-	-	-	-	649	649	-	489	491	-
Critical Hdwy	-	4.12	-	-	4.12	-	-	7.12	6.52	6.22	7.12	6.52	6.22
Critical Hdwy Stg 1	-	-	-	-	-	-	-	6.12	5.52	-	6.12	5.52	-
Critical Hdwy Stg 2	-	-	-	-	-	-	-	6.12	5.52	-	6.12	5.52	-
Follow-up Hdwy	-	2.218	-	-	2.218	-	-	3.518	4.018	3.318	3.518	4.018	3.318
Pot Cap-1 Maneuver	-	937	-	-	1074	-	-	179	202	581	179	201	470
Stage 1	-	-	-	-	-	-	-	563	550	-	458	466	-
Stage 2	-	-	-	-	-	-	-	458	466	-	561	548	-
Platoon blocked, %			-	-		-	-						
Mov Cap-1 Maneuver	-	-	-	-	1074	-	-	179	202	581	178	201	470
Mov Cap-2 Maneuver	-	-	-	-	-	-	-	179	202	-	178	201	-
Stage 1	-	-	-	-	-	-	-	563	550	-	458	466	-
Stage 2	-	-	-	-	-	-	-	458	466	-	559	548	-

Approach	EB	WB	NB	SB
HCM Control Delay, s		0	18.3	0
HCM LOS			C	A

Minor Lane/Major Mvmt	NBLn1	EBL	EBT	EBR	WBL	WBT	WBR	SBLn1
Capacity (veh/h)	274	-	-	-	1074	-	-	-
HCM Lane V/C Ratio	0.015	-	-	-	-	-	-	-
HCM Control Delay (s)	18.3	-	-	-	0	-	-	0
HCM Lane LOS	C	-	-	-	A	-	-	A
HCM 95th %tile Q(veh)	0	-	-	-	0	-	-	-

Movement	EBL	EBT	EBR	WBL	WBT	WBR	NBL	NBT	NBR	SBL	SBT	SBR
Lane Configurations												
Traffic Volume (veh/h)	4	232	22	190	218	1	31	3	217	0	4	2
Future Volume (veh/h)	4	232	22	190	218	1	31	3	217	0	4	2
Number	5	2	12	1	6	16	3	8	18	7	4	14
Initial Q (Qb), veh	0	0	0	0	0	0	0	0	0	0	0	0
Ped-Bike Adj(A_pbT)	1.00		0.98	1.00		1.00	1.00		0.98	1.00		1.00
Parking Bus, Adj	1.00	1.00	1.00	1.00	1.00	1.00	1.00	1.00	1.00	1.00	1.00	1.00
Adj Sat Flow, veh/h/ln	1863	1863	1900	1863	1863	1863	1900	1863	1863	1900	1863	1900
Adj Flow Rate, veh/h	4	244	23	209	240	1	36	3	249	0	8	4
Adj No. of Lanes	1	1	0	1	1	1	0	1	1	0	1	0
Peak Hour Factor	0.95	0.95	0.95	0.91	0.91	0.91	0.87	0.87	0.87	0.50	0.50	0.50
Percent Heavy Veh, %	2	2	2	2	2	2	2	2	2	2	2	2
Cap, veh/h	8	410	39	270	733	623	174	15	405	0	15	7
Arrive On Green	0.00	0.25	0.25	0.15	0.39	0.39	0.11	0.11	0.11	0.00	0.01	0.01
Sat Flow, veh/h	1774	1673	158	1774	1863	1583	1644	137	1546	0	1173	586
Grp Volume(v), veh/h	4	0	267	209	240	1	39	0	249	0	0	12
Grp Sat Flow(s),veh/h/ln	1774	0	1831	1774	1863	1583	1781	0	1546	0	0	1759
Q Serve(g_s), s	0.1	0.0	5.0	4.4	3.5	0.0	0.8	0.0	4.1	0.0	0.0	0.3
Cycle Q Clear(g_c), s	0.1	0.0	5.0	4.4	3.5	0.0	0.8	0.0	4.1	0.0	0.0	0.3
Prop In Lane	1.00		0.09	1.00		1.00	0.92		1.00	0.00		0.33
Lane Grp Cap(c), veh/h	8	0	449	270	733	623	189	0	405	0	0	22
V/C Ratio(X)	0.52	0.00	0.59	0.77	0.33	0.00	0.21	0.00	0.61	0.00	0.00	0.55
Avail Cap(c_a), veh/h	184	0	1179	473	1503	1278	189	0	405	0	0	1001
HCM Platoon Ratio	1.00	1.00	1.00	1.00	1.00	1.00	1.00	1.00	1.00	1.00	1.00	1.00
Upstream Filter(I)	1.00	0.00	1.00	1.00	1.00	1.00	1.00	0.00	1.00	0.00	0.00	1.00
Uniform Delay (d), s/veh	19.2	0.0	12.9	15.7	8.2	7.1	15.8	0.0	12.7	0.0	0.0	19.0
Incr Delay (d2), s/veh	41.3	0.0	1.3	5.1	0.3	0.0	0.6	0.0	2.8	0.0	0.0	17.7
Initial Q Delay(d3),s/veh	0.0	0.0	0.0	0.0	0.0	0.0	0.0	0.0	0.0	0.0	0.0	0.0
%ile BackOfQ(50%),veh/ln	0.1	0.0	2.7	2.5	1.8	0.0	0.4	0.0	2.6	0.0	0.0	0.2
LnGrp Delay(d),s/veh	60.5	0.0	14.2	20.8	8.4	7.1	16.4	0.0	15.5	0.0	0.0	36.7
LnGrp LOS	E		B	C	A	A	B		B			D
Approach Vol, veh/h		271			450			288			12	
Approach Delay, s/veh		14.8			14.2			15.6			36.7	
Approach LOS		B			B			B			D	

Timer	1	2	3	4	5	6	7	8
Assigned Phs	1	2		4	5	6		8
Phs Duration (G+Y+Rc), s	10.0	14.8		4.5	4.3	20.5		9.4
Change Period (Y+Rc), s	4.1	5.3		4.0	4.1	5.3		5.3
Max Green Setting (Gmax), s	10.3	24.9		22.0	4.0	31.2		4.1
Max Q Clear Time (g_c+I1), s	6.4	7.0		2.3	2.1	5.5		6.1
Green Ext Time (p_c), s	0.2	2.5		0.0	0.0	2.7		0.0

Intersection Summary	
HCM 2010 Ctrl Delay	15.0
HCM 2010 LOS	B

Notes

Intersection	
Int Delay, s/veh	1.2

Movement	EBT	EBR	WBL	WBT	NBL	NBR
Lane Configurations						
Traffic Vol, veh/h	411	1	6	370	42	7
Future Vol, veh/h	411	1	6	370	42	7
Conflicting Peds, #/hr	0	0	0	0	0	0
Sign Control	Free	Free	Free	Free	Stop	Stop
RT Channelized	-	None	-	None	-	None
Storage Length	-	-	90	-	50	0
Veh in Median Storage, #	0	-	-	0	0	-
Grade, %	0	-	-	0	0	-
Peak Hour Factor	90	90	87	87	82	82
Heavy Vehicles, %	2	2	2	2	2	2
Mvmt Flow	457	1	7	425	51	9

Major/Minor	Major1		Major2		Minor1	
Conflicting Flow All	0	0	458	0	897	458
Stage 1	-	-	-	-	458	-
Stage 2	-	-	-	-	439	-
Critical Hdwy	-	-	4.12	-	6.42	6.22
Critical Hdwy Stg 1	-	-	-	-	5.42	-
Critical Hdwy Stg 2	-	-	-	-	5.42	-
Follow-up Hdwy	-	-	2.218	-	3.518	3.318
Pot Cap-1 Maneuver	-	-	1103	-	310	603
Stage 1	-	-	-	-	637	-
Stage 2	-	-	-	-	650	-
Platoon blocked, %	-	-		-		
Mov Cap-1 Maneuver	-	-	1103	-	308	603
Mov Cap-2 Maneuver	-	-	-	-	308	-
Stage 1	-	-	-	-	637	-
Stage 2	-	-	-	-	646	-

Approach	EB	WB	NB
HCM Control Delay, s	0	0.1	17.9
HCM LOS			C

Minor Lane/Major Mvmt	NBLn1	NBLn2	EBT	EBR	WBL	WBT
Capacity (veh/h)	308	603	-	-	1103	-
HCM Lane V/C Ratio	0.166	0.014	-	-	0.006	-
HCM Control Delay (s)	19	11.1	-	-	8.3	-
HCM Lane LOS	C	B	-	-	A	-
HCM 95th %tile Q(veh)	0.6	0	-	-	0	-

Intersection	
Int Delay, s/veh	0.8

Movement	EBT	EBR	WBL	WBT	NBL	NBR
Lane Configurations						
Traffic Vol, veh/h	414	3	1	352	19	1
Future Vol, veh/h	414	3	1	352	19	1
Conflicting Peds, #/hr	0	0	0	0	0	0
Sign Control	Free	Free	Free	Free	Stop	Stop
RT Channelized	-	None	-	None	-	None
Storage Length	-	50	-	-	0	-
Veh in Median Storage, #	0	-	-	0	0	-
Grade, %	0	-	-	0	0	-
Peak Hour Factor	88	88	86	86	50	50
Heavy Vehicles, %	2	2	2	2	2	2
Mvmt Flow	470	3	1	409	38	2

Major/Minor	Major1		Major2		Minor1	
Conflicting Flow All	0	0	473	0	881	470
Stage 1	-	-	-	-	470	-
Stage 2	-	-	-	-	411	-
Critical Hdwy	-	-	4.12	-	6.42	6.22
Critical Hdwy Stg 1	-	-	-	-	5.42	-
Critical Hdwy Stg 2	-	-	-	-	5.42	-
Follow-up Hdwy	-	-	2.218	-	3.518	3.318
Pot Cap-1 Maneuver	-	-	1089	-	317	594
Stage 1	-	-	-	-	629	-
Stage 2	-	-	-	-	669	-
Platoon blocked, %	-	-		-		
Mov Cap-1 Maneuver	-	-	1089	-	317	594
Mov Cap-2 Maneuver	-	-	-	-	317	-
Stage 1	-	-	-	-	629	-
Stage 2	-	-	-	-	668	-

Approach	EB	WB	NB
HCM Control Delay, s	0	0	17.6
HCM LOS			C

Minor Lane/Major Mvmt	NBLn1	EBT	EBR	WBL	WBT
Capacity (veh/h)	325	-	-	1089	-
HCM Lane V/C Ratio	0.123	-	-	0.001	-
HCM Control Delay (s)	17.6	-	-	8.3	0
HCM Lane LOS	C	-	-	A	A
HCM 95th %tile Q(veh)	0.4	-	-	0	-

Intersection	
Int Delay, s/veh	0.2

Movement	EBT	EBR	WBL	WBT	NBL	NBR
Lane Configurations						
Traffic Vol, veh/h	419	0	0	347	7	2
Future Vol, veh/h	419	0	0	347	7	2
Conflicting Peds, #/hr	0	0	0	0	1	1
Sign Control	Free	Free	Free	Free	Stop	Stop
RT Channelized	-	None	-	None	-	None
Storage Length	-	-	-	-	0	-
Veh in Median Storage, #	0	-	-	0	0	-
Grade, %	0	-	-	0	0	-
Peak Hour Factor	96	96	88	88	75	75
Heavy Vehicles, %	2	2	2	2	2	2
Mvmt Flow	436	0	0	394	9	3

Major/Minor	Major1		Major2		Minor1	
Conflicting Flow All	0	-	-	-	831	437
Stage 1	-	-	-	-	436	-
Stage 2	-	-	-	-	395	-
Critical Hdwy	-	-	-	-	6.42	6.22
Critical Hdwy Stg 1	-	-	-	-	5.42	-
Critical Hdwy Stg 2	-	-	-	-	5.42	-
Follow-up Hdwy	-	-	-	-	3.518	3.318
Pot Cap-1 Maneuver	-	0	0	-	340	620
Stage 1	-	0	0	-	652	-
Stage 2	-	0	0	-	681	-
Platoon blocked, %	-			-		
Mov Cap-1 Maneuver	-	-	-	-	340	619
Mov Cap-2 Maneuver	-	-	-	-	340	-
Stage 1	-	-	-	-	652	-
Stage 2	-	-	-	-	680	-

Approach	EB	WB	NB
HCM Control Delay, s	0	0	14.8
HCM LOS			B

Minor Lane/Major Mvmt	NBLn1	EBT	WBT
Capacity (veh/h)	378	-	-
HCM Lane V/C Ratio	0.032	-	-
HCM Control Delay (s)	14.8	-	-
HCM Lane LOS	B	-	-
HCM 95th %tile Q(veh)	0.1	-	-

Intersection	
Int Delay, s/veh	0.2

Movement	EBT	EBR	WBL	WBT	NBL	NBR
Lane Configurations						
Traffic Vol, veh/h	408	10	3	351	3	3
Future Vol, veh/h	408	10	3	351	3	3
Conflicting Peds, #/hr	0	0	0	0	0	0
Sign Control	Free	Free	Free	Free	Stop	Stop
RT Channelized	-	None	-	None	-	None
Storage Length	-	-	-	-	0	-
Veh in Median Storage, #	0	-	-	0	0	-
Grade, %	0	-	-	0	0	-
Peak Hour Factor	88	88	81	81	50	50
Heavy Vehicles, %	2	2	2	2	2	2
Mvmt Flow	464	11	4	433	6	6

Major/Minor	Major1		Major2		Minor1	
Conflicting Flow All	0	0	475	0	911	470
Stage 1	-	-	-	-	470	-
Stage 2	-	-	-	-	441	-
Critical Hdwy	-	-	4.12	-	6.42	6.22
Critical Hdwy Stg 1	-	-	-	-	5.42	-
Critical Hdwy Stg 2	-	-	-	-	5.42	-
Follow-up Hdwy	-	-	2.218	-	3.518	3.318
Pot Cap-1 Maneuver	-	-	1087	-	304	594
Stage 1	-	-	-	-	629	-
Stage 2	-	-	-	-	648	-
Platoon blocked, %	-	-		-		
Mov Cap-1 Maneuver	-	-	1087	-	302	594
Mov Cap-2 Maneuver	-	-	-	-	302	-
Stage 1	-	-	-	-	629	-
Stage 2	-	-	-	-	645	-

Approach	EB	WB	NB
HCM Control Delay, s	0	0.1	14.3
HCM LOS			B

Minor Lane/Major Mvmt	NBLn1	EBT	EBR	WBL	WBT
Capacity (veh/h)	400	-	-	1087	-
HCM Lane V/C Ratio	0.03	-	-	0.003	-
HCM Control Delay (s)	14.3	-	-	8.3	0
HCM Lane LOS	B	-	-	A	A
HCM 95th %tile Q(veh)	0.1	-	-	0	-

Intersection	
Int Delay, s/veh	0

Movement	EBL	EBT	EBR	WBL	WBT	WBR	NBL	NBT	NBR	SBL	SBT	SBR
Lane Configurations												
Traffic Vol, veh/h	0	417	0	1	356	0	0	0	0	0	0	0
Future Vol, veh/h	0	417	0	1	356	0	0	0	0	0	0	0
Conflicting Peds, #/hr	0	0	0	0	0	0	0	0	0	0	0	0
Sign Control	Free	Free	Free	Free	Free	Free	Stop	Stop	Stop	Stop	Stop	Stop
RT Channelized	-	-	None	-	-	None	-	-	None	-	-	None
Storage Length	50	-	-	50	-	-	-	-	-	-	-	-
Veh in Median Storage, #	-	0	-	-	0	-	-	0	-	-	0	-
Grade, %	-	0	-	-	0	-	-	0	-	-	0	-
Peak Hour Factor	90	90	90	83	83	83	100	100	100	100	100	100
Heavy Vehicles, %	2	2	2	2	2	2	2	2	2	2	2	2
Mvmt Flow	0	463	0	1	429	0	0	0	0	0	0	0

Major/Minor	Major1			Major2			Minor1			Minor2		
Conflicting Flow All	429	0	0	463	0	0	894	894	463	894	894	429
Stage 1	-	-	-	-	-	-	463	463	-	431	431	-
Stage 2	-	-	-	-	-	-	431	431	-	463	463	-
Critical Hdwy	4.12	-	-	4.12	-	-	7.12	6.52	6.22	7.12	6.52	6.22
Critical Hdwy Stg 1	-	-	-	-	-	-	6.12	5.52	-	6.12	5.52	-
Critical Hdwy Stg 2	-	-	-	-	-	-	6.12	5.52	-	6.12	5.52	-
Follow-up Hdwy	2.218	-	-	2.218	-	-	3.518	4.018	3.318	3.518	4.018	3.318
Pot Cap-1 Maneuver	1130	-	-	1098	-	-	262	280	599	262	280	626
Stage 1	-	-	-	-	-	-	579	564	-	603	583	-
Stage 2	-	-	-	-	-	-	603	583	-	579	564	-
Platoon blocked, %		-	-		-	-						
Mov Cap-1 Maneuver	1130	-	-	1098	-	-	262	280	599	262	280	626
Mov Cap-2 Maneuver	-	-	-	-	-	-	262	280	-	262	280	-
Stage 1	-	-	-	-	-	-	579	564	-	603	582	-
Stage 2	-	-	-	-	-	-	602	582	-	579	564	-

Approach	EB	WB	NB	SB
HCM Control Delay, s	0	0	0	0
HCM LOS			A	A

Minor Lane/Major Mvmt	NBLn1	EBL	EBT	EBR	WBL	WBT	WBR	SBLn1
Capacity (veh/h)	-	1130	-	-	1098	-	-	-
HCM Lane V/C Ratio	-	-	-	-	0.001	-	-	-
HCM Control Delay (s)	0	0	-	-	8.3	-	-	0
HCM Lane LOS	A	A	-	-	A	-	-	A
HCM 95th %tile Q(veh)	-	0	-	-	0	-	-	-

Intersection	
Int Delay, s/veh	0.3

Movement	EBL	EBT	WBT	WBR	SBL	SBR
Lane Configurations						
Traffic Vol, veh/h	5	414	350	1	1	6
Future Vol, veh/h	5	414	350	1	1	6
Conflicting Peds, #/hr	0	0	0	0	0	0
Sign Control	Free	Free	Free	Free	Stop	Stop
RT Channelized	-	None	-	None	-	None
Storage Length	110	-	-	-	0	-
Veh in Median Storage, #	-	0	0	-	0	-
Grade, %	-	0	0	-	0	-
Peak Hour Factor	95	95	84	84	44	44
Heavy Vehicles, %	2	2	2	2	2	2
Mvmt Flow	5	436	417	1	2	14

Major/Minor	Major1		Major2		Minor2	
Conflicting Flow All	418	0	-	0	864	418
Stage 1	-	-	-	-	418	-
Stage 2	-	-	-	-	446	-
Critical Hdwy	4.12	-	-	-	6.42	6.22
Critical Hdwy Stg 1	-	-	-	-	5.42	-
Critical Hdwy Stg 2	-	-	-	-	5.42	-
Follow-up Hdwy	2.218	-	-	-	3.518	3.318
Pot Cap-1 Maneuver	1141	-	-	-	325	635
Stage 1	-	-	-	-	664	-
Stage 2	-	-	-	-	645	-
Platoon blocked, %			-	-	-	
Mov Cap-1 Maneuver	1141	-	-	-	324	635
Mov Cap-2 Maneuver	-	-	-	-	446	-
Stage 1	-	-	-	-	661	-
Stage 2	-	-	-	-	645	-

Approach	EB	WB	SB
HCM Control Delay, s	0.1	0	11.2
HCM LOS			B

Minor Lane/Major Mvmt	EBL	EBT	WBT	WBR	SBLn1
Capacity (veh/h)	1141	-	-	-	599
HCM Lane V/C Ratio	0.005	-	-	-	0.027
HCM Control Delay (s)	8.2	-	-	-	11.2
HCM Lane LOS	A	-	-	-	B
HCM 95th %tile Q(veh)	0	-	-	-	0.1

Intersection	
Int Delay, s/veh	0.2

Movement	EBL	EBT	EBR	WBL	WBT	WBR	NBL	NBT	NBR	SBL	SBT	SBR
Lane Configurations												
Traffic Vol, veh/h	0	414	1	3	338	0	1	0	1	0	0	0
Future Vol, veh/h	0	414	1	3	338	0	1	0	1	0	0	0
Conflicting Peds, #/hr	0	0	2	2	0	0	2	0	2	0	0	0
Sign Control	Free	Free	Free	Free	Free	Free	Stop	Stop	Stop	Stop	Stop	Stop
RT Channelized	-	-	None	-	-	None	-	-	None	-	-	None
Storage Length	60	-	60	60	-	-	-	-	-	-	-	-
Veh in Median Storage, #	-	0	-	-	0	-	-	0	-	-	0	-
Grade, %	-	0	-	-	0	-	-	0	-	-	0	-
Peak Hour Factor	94	94	94	86	86	86	25	25	25	100	100	100
Heavy Vehicles, %	2	2	2	2	2	2	2	2	2	2	2	2
Mvmt Flow	0	440	1	3	393	0	4	0	4	0	0	0

Major/Minor	Major1			Major2			Minor1			Minor2		
Conflicting Flow All	393	0	0	443	0	0	843	841	444	844	842	395
Stage 1	-	-	-	-	-	-	442	442	-	399	399	-
Stage 2	-	-	-	-	-	-	401	399	-	445	443	-
Critical Hdwy	4.12	-	-	4.12	-	-	7.12	6.52	6.22	7.12	6.52	6.22
Critical Hdwy Stg 1	-	-	-	-	-	-	6.12	5.52	-	6.12	5.52	-
Critical Hdwy Stg 2	-	-	-	-	-	-	6.12	5.52	-	6.12	5.52	-
Follow-up Hdwy	2.218	-	-	2.218	-	-	3.518	4.018	3.318	3.518	4.018	3.318
Pot Cap-1 Maneuver	1166	-	-	1117	-	-	284	301	614	283	301	654
Stage 1	-	-	-	-	-	-	594	576	-	627	602	-
Stage 2	-	-	-	-	-	-	626	602	-	592	576	-
Platoon blocked, %		-	-		-	-						
Mov Cap-1 Maneuver	1166	-	-	1115	-	-	282	299	612	280	299	653
Mov Cap-2 Maneuver	-	-	-	-	-	-	282	299	-	280	299	-
Stage 1	-	-	-	-	-	-	593	575	-	627	600	-
Stage 2	-	-	-	-	-	-	623	600	-	587	575	-

Approach	EB	WB	NB	SB
HCM Control Delay, s	0	0.1	14.5	0
HCM LOS			B	A

Minor Lane/Major Mvmt	NBLn1	EBL	EBT	EBR	WBL	WBT	WBR	SBLn1
Capacity (veh/h)	386	1166	-	-	1115	-	-	-
HCM Lane V/C Ratio	0.021	-	-	-	0.003	-	-	-
HCM Control Delay (s)	14.5	0	-	-	8.2	-	-	0
HCM Lane LOS	B	A	-	-	A	-	-	A
HCM 95th %tile Q(veh)	0.1	0	-	-	0	-	-	-

APPENDIX C

EXISTING PLUS PROJECT CONDITIONS

INTERSECTION LOS WORKSHEETS

Movement	EBL	EBT	EBR	WBL	WBT	WBR	NBL	NBT	NBR	SBL	SBT	SBR
Lane Configurations												
Traffic Volume (veh/h)	3	251	22	147	179	0	41	1	196	0	0	1
Future Volume (veh/h)	3	251	22	147	179	0	41	1	196	0	0	1
Number	5	2	12	1	6	16	3	8	18	7	4	14
Initial Q (Qb), veh	0	0	0	0	0	0	0	0	0	0	0	0
Ped-Bike Adj(A_pbT)	1.00		0.97	1.00		1.00	1.00		0.97	1.00		0.98
Parking Bus, Adj	1.00	1.00	1.00	1.00	1.00	1.00	1.00	1.00	1.00	1.00	1.00	1.00
Adj Sat Flow, veh/h/ln	1863	1863	1900	1863	1863	1863	1900	1863	1863	1900	1863	1900
Adj Flow Rate, veh/h	4	306	27	160	195	0	48	1	228	0	0	4
Adj No. of Lanes	1	1	0	1	1	1	0	1	1	0	1	0
Peak Hour Factor	0.82	0.82	0.82	0.92	0.92	0.92	0.86	0.86	0.86	0.25	0.25	0.25
Percent Heavy Veh, %	2	2	2	2	2	2	2	2	2	2	2	2
Cap, veh/h	8	481	42	203	737	627	178	4	339	0	0	30
Arrive On Green	0.00	0.29	0.29	0.11	0.40	0.00	0.10	0.10	0.10	0.00	0.00	0.02
Sat Flow, veh/h	1774	1683	148	1774	1863	1583	1740	36	1540	0	0	1545
Grp Volume(v), veh/h	4	0	333	160	195	0	49	0	228	0	0	4
Grp Sat Flow(s),veh/h/ln	1774	0	1831	1774	1863	1583	1776	0	1540	0	0	1545
Q Serve(g_s), s	0.1	0.0	6.2	3.4	2.8	0.0	1.0	0.0	4.0	0.0	0.0	0.1
Cycle Q Clear(g_c), s	0.1	0.0	6.2	3.4	2.8	0.0	1.0	0.0	4.0	0.0	0.0	0.1
Prop In Lane	1.00		0.08	1.00		1.00	0.98		1.00	0.00		1.00
Lane Grp Cap(c), veh/h	8	0	523	203	737	627	182	0	339	0	0	30
V/C Ratio(X)	0.52	0.00	0.64	0.79	0.26	0.00	0.27	0.00	0.67	0.00	0.00	0.13
Avail Cap(c_a), veh/h	181	0	1189	222	1252	1064	182	0	339	0	0	869
HCM Platoon Ratio	1.00	1.00	1.00	1.00	1.00	1.00	1.00	1.00	1.00	1.00	1.00	1.00
Upstream Filter(I)	1.00	0.00	1.00	1.00	1.00	0.00	1.00	0.00	1.00	0.00	0.00	1.00
Uniform Delay (d), s/veh	19.4	0.0	12.2	16.9	8.0	0.0	16.2	0.0	14.1	0.0	0.0	18.9
Incr Delay (d2), s/veh	41.3	0.0	1.3	16.1	0.2	0.0	0.9	0.0	5.3	0.0	0.0	1.8
Initial Q Delay(d3),s/veh	0.0	0.0	0.0	0.0	0.0	0.0	0.0	0.0	0.0	0.0	0.0	0.0
%ile BackOfQ(50%),veh/ln	0.1	0.0	3.3	2.6	1.4	0.0	0.5	0.0	2.8	0.0	0.0	0.1
LnGrp Delay(d),s/veh	60.7	0.0	13.5	32.9	8.2	0.0	17.1	0.0	19.4	0.0	0.0	20.6
LnGrp LOS	E		B	C	A		B		B			C
Approach Vol, veh/h		337			355			277			4	
Approach Delay, s/veh		14.1			19.3			19.0			20.6	
Approach LOS		B			B			B			C	

Timer	1	2	3	4	5	6	7	8
Assigned Phs	1	2		4	5	6		8
Phs Duration (G+Y+Rc), s	8.6	16.5		4.8	4.3	20.8		9.3
Change Period (Y+Rc), s	4.1	5.3		4.0	4.1	5.3		5.3
Max Green Setting (Gmax), s	4.9	25.4		22.0	4.0	26.3		4.0
Max Q Clear Time (g_c+I1), s	5.4	8.2		2.1	2.1	4.8		6.0
Green Ext Time (p_c), s	0.0	2.6		0.0	0.0	2.8		0.0

Intersection Summary	
HCM 2010 Ctrl Delay	17.4
HCM 2010 LOS	B

Notes

Intersection	
Int Delay, s/veh	0.2

Movement	EBT	EBR	WBL	WBT	NBL	NBR
Lane Configurations						
Traffic Vol, veh/h	411	6	11	321	2	1
Future Vol, veh/h	411	6	11	321	2	1
Conflicting Peds, #/hr	0	5	5	0	5	5
Sign Control	Free	Free	Free	Free	Stop	Stop
RT Channelized	-	None	-	None	-	None
Storage Length	-	-	90	-	50	0
Veh in Median Storage, #	0	-	-	0	0	-
Grade, %	0	-	-	0	0	-
Peak Hour Factor	91	91	90	90	75	75
Heavy Vehicles, %	2	2	2	2	2	2
Mvmt Flow	452	7	12	357	3	1

Major/Minor	Major1		Major2		Minor1	
Conflicting Flow All	0	0	464	0	847	466
Stage 1	-	-	-	-	461	-
Stage 2	-	-	-	-	386	-
Critical Hdwy	-	-	4.12	-	6.42	6.22
Critical Hdwy Stg 1	-	-	-	-	5.42	-
Critical Hdwy Stg 2	-	-	-	-	5.42	-
Follow-up Hdwy	-	-	2.218	-	3.518	3.318
Pot Cap-1 Maneuver	-	-	1097	-	332	597
Stage 1	-	-	-	-	635	-
Stage 2	-	-	-	-	687	-
Platoon blocked, %	-	-		-		
Mov Cap-1 Maneuver	-	-	1092	-	325	591
Mov Cap-2 Maneuver	-	-	-	-	325	-
Stage 1	-	-	-	-	632	-
Stage 2	-	-	-	-	676	-

Approach	EB	WB	NB
HCM Control Delay, s	0	0.3	14.5
HCM LOS			B

Minor Lane/Major Mvmt	NBLn1	NBLn2	EBT	EBR	WBL	WBT
Capacity (veh/h)	325	591	-	-	1092	-
HCM Lane V/C Ratio	0.008	0.002	-	-	0.011	-
HCM Control Delay (s)	16.2	11.1	-	-	8.3	-
HCM Lane LOS	C	B	-	-	A	-
HCM 95th %tile Q(veh)	0	0	-	-	0	-

Intersection	
Int Delay, s/veh	0

Movement	EBT	EBR	WBL	WBT	NBL	NBR
Lane Configurations						
Traffic Vol, veh/h	393	14	2	331	0	0
Future Vol, veh/h	393	14	2	331	0	0
Conflicting Peds, #/hr	0	5	5	0	5	5
Sign Control	Free	Free	Free	Free	Stop	Stop
RT Channelized	-	None	-	None	-	None
Storage Length	-	50	-	-	0	-
Veh in Median Storage, #	0	-	-	0	0	-
Grade, %	0	-	-	0	0	-
Peak Hour Factor	89	89	92	92	100	100
Heavy Vehicles, %	2	2	2	2	2	2
Mvmt Flow	442	16	2	360	0	0

Major/Minor	Major1		Major2		Minor1	
Conflicting Flow All	0	0	463	0	816	452
Stage 1	-	-	-	-	447	-
Stage 2	-	-	-	-	369	-
Critical Hdwy	-	-	4.12	-	6.42	6.22
Critical Hdwy Stg 1	-	-	-	-	5.42	-
Critical Hdwy Stg 2	-	-	-	-	5.42	-
Follow-up Hdwy	-	-	2.218	-	3.518	3.318
Pot Cap-1 Maneuver	-	-	1098	-	347	608
Stage 1	-	-	-	-	644	-
Stage 2	-	-	-	-	699	-
Platoon blocked, %	-	-		-		
Mov Cap-1 Maneuver	-	-	1093	-	343	602
Mov Cap-2 Maneuver	-	-	-	-	343	-
Stage 1	-	-	-	-	641	-
Stage 2	-	-	-	-	694	-

Approach	EB	WB	NB
HCM Control Delay, s	0	0	0
HCM LOS			A

Minor Lane/Major Mvmt	NBLn1	EBT	EBR	WBL	WBT
Capacity (veh/h)	-	-	-	1093	-
HCM Lane V/C Ratio	-	-	-	0.002	-
HCM Control Delay (s)	0	-	-	8.3	0
HCM Lane LOS	A	-	-	A	A
HCM 95th %tile Q(veh)	-	-	-	0	-

Intersection	
Int Delay, s/veh	0.5

Movement	EBT	EBR	WBL	WBT	NBL	NBR
Lane Configurations						
Traffic Vol, veh/h	406	0	0	316	19	1
Future Vol, veh/h	406	0	0	316	19	1
Conflicting Peds, #/hr	0	0	0	0	10	10
Sign Control	Free	Free	Free	Free	Stop	Stop
RT Channelized	-	None	-	None	-	None
Storage Length	-	-	-	-	0	-
Veh in Median Storage, #	0	-	-	0	0	-
Grade, %	0	-	-	0	0	-
Peak Hour Factor	90	90	94	94	83	83
Heavy Vehicles, %	2	2	2	2	2	2
Mvmt Flow	451	0	0	336	23	1

Major/Minor	Major1		Major2		Minor1	
Conflicting Flow All	0	-	-	-	797	461
Stage 1	-	-	-	-	451	-
Stage 2	-	-	-	-	346	-
Critical Hdwy	-	-	-	-	6.42	6.22
Critical Hdwy Stg 1	-	-	-	-	5.42	-
Critical Hdwy Stg 2	-	-	-	-	5.42	-
Follow-up Hdwy	-	-	-	-	3.518	3.318
Pot Cap-1 Maneuver	-	0	0	-	356	600
Stage 1	-	0	0	-	642	-
Stage 2	-	0	0	-	716	-
Platoon blocked, %	-			-		
Mov Cap-1 Maneuver	-	-	-	-	352	594
Mov Cap-2 Maneuver	-	-	-	-	352	-
Stage 1	-	-	-	-	642	-
Stage 2	-	-	-	-	709	-

Approach	EB	WB	NB
HCM Control Delay, s	0	0	15.7
HCM LOS			C

Minor Lane/Major Mvmt	NBLn1	EBT	WBT
Capacity (veh/h)	359	-	-
HCM Lane V/C Ratio	0.067	-	-
HCM Control Delay (s)	15.7	-	-
HCM Lane LOS	C	-	-
HCM 95th %tile Q(veh)	0.2	-	-

Intersection	
Int Delay, s/veh	0.4

Movement	EBT	EBR	WBL	WBT	NBL	NBR
Lane Configurations						
Traffic Vol, veh/h	400	4	2	308	8	1
Future Vol, veh/h	400	4	2	308	8	1
Conflicting Peds, #/hr	0	5	0	0	5	5
Sign Control	Free	Free	Free	Free	Stop	Stop
RT Channelized	-	None	-	None	-	None
Storage Length	-	-	-	-	0	-
Veh in Median Storage, #	0	-	-	0	0	-
Grade, %	0	-	-	0	0	-
Peak Hour Factor	94	94	89	89	45	45
Heavy Vehicles, %	2	2	2	2	2	2
Mvmt Flow	426	4	2	346	18	2

Major/Minor	Major1		Major2		Minor1	
Conflicting Flow All	0	0	435	0	788	438
Stage 1	-	-	-	-	433	-
Stage 2	-	-	-	-	355	-
Critical Hdwy	-	-	4.12	-	6.42	6.22
Critical Hdwy Stg 1	-	-	-	-	5.42	-
Critical Hdwy Stg 2	-	-	-	-	5.42	-
Follow-up Hdwy	-	-	2.218	-	3.518	3.318
Pot Cap-1 Maneuver	-	-	1125	-	360	619
Stage 1	-	-	-	-	654	-
Stage 2	-	-	-	-	710	-
Platoon blocked, %	-	-		-		
Mov Cap-1 Maneuver	-	-	1120	-	356	613
Mov Cap-2 Maneuver	-	-	-	-	356	-
Stage 1	-	-	-	-	651	-
Stage 2	-	-	-	-	705	-

Approach	EB	WB	NB
HCM Control Delay, s	0	0.1	15.2
HCM LOS			C

Minor Lane/Major Mvmt	NBLn1	EBT	EBR	WBL	WBT
Capacity (veh/h)	373	-	-	1120	-
HCM Lane V/C Ratio	0.054	-	-	0.002	-
HCM Control Delay (s)	15.2	-	-	8.2	0
HCM Lane LOS	C	-	-	A	A
HCM 95th %tile Q(veh)	0.2	-	-	0	-

Intersection	
Int Delay, s/veh	0.1

Movement	EBL	EBT	EBR	WBL	WBT	WBR	NBL	NBT	NBR	SBL	SBT	SBR
Lane Configurations												
Traffic Vol, veh/h	0	407	0	0	307	0	0	0	0	0	0	4
Future Vol, veh/h	0	407	0	0	307	0	0	0	0	0	0	4
Conflicting Peds, #/hr	0	0	5	5	0	0	5	0	5	0	0	0
Sign Control	Free	Free	Free	Free	Free	Free	Stop	Stop	Stop	Stop	Stop	Stop
RT Channelized	-	-	None	-	-	None	-	-	None	-	-	None
Storage Length	50	-	-	50	-	-	-	-	-	-	-	-
Veh in Median Storage, #	-	0	-	-	0	-	-	0	-	-	0	-
Grade, %	-	0	-	-	0	-	-	0	-	-	0	-
Peak Hour Factor	91	91	91	91	91	91	100	100	100	50	50	50
Heavy Vehicles, %	2	2	2	2	2	2	2	2	2	2	2	2
Mvmt Flow	0	447	0	0	337	0	0	0	0	0	0	8

Major/Minor	Major1			Major2			Minor1			Minor2		
Conflicting Flow All	337	0	0	452	0	0	798	789	457	789	789	342
Stage 1	-	-	-	-	-	-	452	452	-	337	337	-
Stage 2	-	-	-	-	-	-	346	337	-	452	452	-
Critical Hdwy	4.12	-	-	4.12	-	-	7.12	6.52	6.22	7.12	6.52	6.22
Critical Hdwy Stg 1	-	-	-	-	-	-	6.12	5.52	-	6.12	5.52	-
Critical Hdwy Stg 2	-	-	-	-	-	-	6.12	5.52	-	6.12	5.52	-
Follow-up Hdwy	2.218	-	-	2.218	-	-	3.518	4.018	3.318	3.518	4.018	3.318
Pot Cap-1 Maneuver	1222	-	-	1109	-	-	304	323	604	308	323	701
Stage 1	-	-	-	-	-	-	587	570	-	677	641	-
Stage 2	-	-	-	-	-	-	670	641	-	587	570	-
Platoon blocked, %		-	-		-	-						
Mov Cap-1 Maneuver	1222	-	-	1104	-	-	298	321	598	306	321	698
Mov Cap-2 Maneuver	-	-	-	-	-	-	298	321	-	306	321	-
Stage 1	-	-	-	-	-	-	584	567	-	677	641	-
Stage 2	-	-	-	-	-	-	659	641	-	584	567	-

Approach	EB	WB	NB	SB
HCM Control Delay, s	0	0	0	10.2
HCM LOS			A	B

Minor Lane/Major Mvmt	NBLn1	EBL	EBT	EBR	WBL	WBT	WBR	SBLn1
Capacity (veh/h)	-	1222	-	-	1104	-	-	698
HCM Lane V/C Ratio	-	-	-	-	-	-	-	0.011
HCM Control Delay (s)	0	0	-	-	0	-	-	10.2
HCM Lane LOS	A	A	-	-	A	-	-	B
HCM 95th %tile Q(veh)	-	0	-	-	0	-	-	0

Intersection	
Int Delay, s/veh	0.2

Movement	EBL	EBT	WBT	WBR	SBL	SBR
Lane Configurations						
Traffic Vol, veh/h	5	394	289	3	0	9
Future Vol, veh/h	5	394	289	3	0	9
Conflicting Peds, #/hr	0	0	0	0	0	0
Sign Control	Free	Free	Free	Free	Stop	Stop
RT Channelized	-	None	-	None	-	None
Storage Length	110	-	-	-	0	-
Veh in Median Storage, #	-	0	0	-	0	-
Grade, %	-	0	0	-	0	-
Peak Hour Factor	91	91	91	91	75	75
Heavy Vehicles, %	2	2	2	2	2	2
Mvmt Flow	5	433	318	3	0	12

Major/Minor	Major1		Major2		Minor2	
Conflicting Flow All	321	0	-	0	763	320
Stage 1	-	-	-	-	320	-
Stage 2	-	-	-	-	443	-
Critical Hdwy	4.12	-	-	-	6.42	6.22
Critical Hdwy Stg 1	-	-	-	-	5.42	-
Critical Hdwy Stg 2	-	-	-	-	5.42	-
Follow-up Hdwy	2.218	-	-	-	3.518	3.318
Pot Cap-1 Maneuver	1239	-	-	-	372	721
Stage 1	-	-	-	-	736	-
Stage 2	-	-	-	-	647	-
Platoon blocked, %			-	-	-	
Mov Cap-1 Maneuver	1239	-	-	-	371	721
Mov Cap-2 Maneuver	-	-	-	-	482	-
Stage 1	-	-	-	-	733	-
Stage 2	-	-	-	-	647	-

Approach	EB	WB	SB
HCM Control Delay, s	0.1	0	10.1
HCM LOS			B

Minor Lane/Major Mvmt	EBL	EBT	WBT	WBR	SBLn1
Capacity (veh/h)	1239	-	-	-	721
HCM Lane V/C Ratio	0.004	-	-	-	0.017
HCM Control Delay (s)	7.9	-	-	-	10.1
HCM Lane LOS	A	-	-	-	B
HCM 95th %tile Q(veh)	0	-	-	-	0.1

Intersection	
Int Delay, s/veh	0.4

Movement	EBL	EBT	EBR	WBU	WBL	WBT	WBR	NBL	NBT	NBR	SBL	SBT	SBR
Lane Configurations													
Traffic Vol, veh/h	3	387	3	6	1	293	2	2	0	2	2	0	2
Future Vol, veh/h	3	387	3	6	1	293	2	2	0	2	2	0	2
Conflicting Peds, #/hr	0	0	5	0	5	0	0	5	0	5	0	0	0
Sign Control	Free	Free	Free	Free	Free	Free	Free	Stop	Stop	Stop	Stop	Stop	Stop
RT Channelized	-	-	None	-	-	-	None	-	-	None	-	-	None
Storage Length	60	-	60	-	60	-	-	-	-	-	-	-	-
Veh in Median Storage, #	-	0	-	-	-	0	-	-	0	-	-	0	-
Grade, %	-	0	-	-	-	0	-	-	0	-	-	0	-
Peak Hour Factor	87	87	87	83	83	83	83	50	50	50	33	33	33
Heavy Vehicles, %	2	2	2	2	2	2	2	2	2	2	2	2	2
Mvmt Flow	3	445	3	7	1	353	2	4	0	4	6	0	6

Major/Minor	Major1			Major2				Minor1			Minor2		
Conflicting Flow All	355	0	0	-	453	0	0	820	827	455	816	829	359
Stage 1	-	-	-	-	-	-	-	456	456	-	356	370	-
Stage 2	-	-	-	-	-	-	-	364	371	-	460	459	-
Critical Hdwy	4.12	-	-	-	4.12	-	-	7.12	6.52	6.22	7.12	6.52	6.22
Critical Hdwy Stg 1	-	-	-	-	-	-	-	6.12	5.52	-	6.12	5.52	-
Critical Hdwy Stg 2	-	-	-	-	-	-	-	6.12	5.52	-	6.12	5.52	-
Follow-up Hdwy	2.218	-	-	-	2.218	-	-	3.518	4.018	3.318	3.518	4.018	3.318
Pot Cap-1 Maneuver	1204	-	-	-	1108	-	-	294	307	605	296	306	685
Stage 1	-	-	-	-	-	-	-	584	568	-	661	620	-
Stage 2	-	-	-	-	-	-	-	655	620	-	581	566	-
Platoon blocked, %		-	-			-	-						
Mov Cap-1 Maneuver	1204	-	-	-	-	-	-	288	305	599	292	304	682
Mov Cap-2 Maneuver	-	-	-	-	-	-	-	288	305	-	292	304	-
Stage 1	-	-	-	-	-	-	-	580	564	-	660	620	-
Stage 2	-	-	-	-	-	-	-	646	620	-	573	562	-

Approach	EB	WB	NB	SB
HCM Control Delay, s	0.1		14.4	14.1
HCM LOS			B	B

Minor Lane/Major Mvmt	NBLn1	EBL	EBT	EBR	WBL	WBT	WBR	SBLn1
Capacity (veh/h)	389	1204	-	-	-	-	-	409
HCM Lane V/C Ratio	0.021	0.003	-	-	-	-	-	0.03
HCM Control Delay (s)	14.4	8	-	-	-	-	-	14.1
HCM Lane LOS	B	A	-	-	-	-	-	B
HCM 95th %tile Q(veh)	0.1	0	-	-	-	-	-	0.1

Movement	EBL	EBT	EBR	WBL	WBT	WBR	NBL	NBT	NBR	SBL	SBT	SBR
Lane Configurations												
Traffic Volume (veh/h)	0	234	61	349	339	1	49	1	240	0	2	4
Future Volume (veh/h)	0	234	61	349	339	1	49	1	240	0	2	4
Number	5	2	12	1	6	16	3	8	18	7	4	14
Initial Q (Qb), veh	0	0	0	0	0	0	0	0	0	0	0	0
Ped-Bike Adj(A_pbT)	1.00		0.97	1.00		0.98	1.00		0.97	1.00		0.97
Parking Bus, Adj	1.00	1.00	1.00	1.00	1.00	1.00	1.00	1.00	1.00	1.00	1.00	1.00
Adj Sat Flow, veh/h/ln	1863	1863	1900	1863	1863	1863	1900	1863	1863	1900	1863	1900
Adj Flow Rate, veh/h	0	257	67	379	368	1	64	1	316	0	7	13
Adj No. of Lanes	1	1	0	1	1	1	0	1	1	0	1	0
Peak Hour Factor	0.91	0.91	0.91	0.92	0.92	0.92	0.76	0.76	0.76	0.30	0.30	0.30
Percent Heavy Veh, %	2	2	2	2	2	2	2	2	2	2	2	2
Cap, veh/h	3	384	100	453	1129	938	138	2	526	0	19	36
Arrive On Green	0.00	0.27	0.27	0.26	0.61	0.61	0.08	0.08	0.08	0.00	0.03	0.03
Sat Flow, veh/h	1774	1415	369	1774	1863	1548	1748	27	1537	0	572	1062
Grp Volume(v), veh/h	0	0	324	379	368	1	65	0	316	0	0	20
Grp Sat Flow(s),veh/h/ln	1774	0	1783	1774	1863	1548	1775	0	1537	0	0	1633
Q Serve(g_s), s	0.0	0.0	8.4	10.5	5.0	0.0	1.8	0.0	4.1	0.0	0.0	0.6
Cycle Q Clear(g_c), s	0.0	0.0	8.4	10.5	5.0	0.0	1.8	0.0	4.1	0.0	0.0	0.6
Prop In Lane	1.00		0.21	1.00		1.00	0.98		1.00	0.00		0.65
Lane Grp Cap(c), veh/h	3	0	484	453	1129	938	140	0	526	0	0	55
V/C Ratio(X)	0.00	0.00	0.67	0.84	0.33	0.00	0.46	0.00	0.60	0.00	0.00	0.36
Avail Cap(c_a), veh/h	137	0	848	700	1478	1228	140	0	526	0	0	692
HCM Platoon Ratio	1.00	1.00	1.00	1.00	1.00	1.00	1.00	1.00	1.00	1.00	1.00	1.00
Upstream Filter(I)	0.00	0.00	1.00	1.00	1.00	1.00	1.00	0.00	1.00	0.00	0.00	1.00
Uniform Delay (d), s/veh	0.0	0.0	16.8	18.3	5.0	4.0	22.9	0.0	14.4	0.0	0.0	24.5
Incr Delay (d2), s/veh	0.0	0.0	1.6	5.6	0.2	0.0	2.6	0.0	2.0	0.0	0.0	3.6
Initial Q Delay(d3),s/veh	0.0	0.0	0.0	0.0	0.0	0.0	0.0	0.0	0.0	0.0	0.0	0.0
%ile BackOfQ(50%),veh/ln	0.0	0.0	4.4	5.8	2.6	0.0	1.0	0.0	4.0	0.0	0.0	0.3
LnGrp Delay(d),s/veh	0.0	0.0	18.4	23.9	5.2	4.0	25.4	0.0	16.4	0.0	0.0	28.1
LnGrp LOS			B	C	A	A	C		B			C
Approach Vol, veh/h		324			748			381			20	
Approach Delay, s/veh		18.4			14.7			18.0			28.1	
Approach LOS		B			B			B			C	

Timer	1	2	3	4	5	6	7	8
Assigned Phs	1	2		4	5	6		8
Phs Duration (G+Y+Rc), s	17.4	19.4		5.8	0.0	36.8		9.4
Change Period (Y+Rc), s	4.1	5.3		4.0	4.1	5.3		5.3
Max Green Setting (Gmax), s	20.5	24.7		22.0	4.0	41.2		4.1
Max Q Clear Time (g_c+I1), s	12.5	10.4		2.6	0.0	7.0		6.1
Green Ext Time (p_c), s	0.8	3.3		0.0	0.0	4.2		0.0

Intersection Summary	
HCM 2010 Ctrl Delay	16.5
HCM 2010 LOS	B

Notes

Intersection	
Int Delay, s/veh	3.3

Movement	EBT	EBR	WBL	WBT	NBL	NBR
Lane Configurations						
Traffic Vol, veh/h	468	1	12	613	72	15
Future Vol, veh/h	468	1	12	613	72	15
Conflicting Peds, #/hr	0	5	5	0	5	5
Sign Control	Free	Free	Free	Free	Stop	Stop
RT Channelized	-	None	-	None	-	None
Storage Length	-	-	90	-	50	0
Veh in Median Storage, #	0	-	-	0	0	-
Grade, %	0	-	-	0	0	-
Peak Hour Factor	93	93	89	89	75	75
Heavy Vehicles, %	2	2	2	2	2	2
Mvmt Flow	503	1	13	689	96	20

Major/Minor	Major1		Major2		Minor1	
Conflicting Flow All	0	0	509	0	1229	514
Stage 1	-	-	-	-	509	-
Stage 2	-	-	-	-	720	-
Critical Hdwy	-	-	4.12	-	6.42	6.22
Critical Hdwy Stg 1	-	-	-	-	5.42	-
Critical Hdwy Stg 2	-	-	-	-	5.42	-
Follow-up Hdwy	-	-	2.218	-	3.518	3.318
Pot Cap-1 Maneuver	-	-	1056	-	196	560
Stage 1	-	-	-	-	604	-
Stage 2	-	-	-	-	482	-
Platoon blocked, %	-	-		-		
Mov Cap-1 Maneuver	-	-	1051	-	192	555
Mov Cap-2 Maneuver	-	-	-	-	192	-
Stage 1	-	-	-	-	601	-
Stage 2	-	-	-	-	474	-

Approach	EB	WB	NB
HCM Control Delay, s	0	0.2	36.1
HCM LOS			E

Minor Lane/Major Mvmt	NBLn1	NBLn2	EBT	EBR	WBL	WBT
Capacity (veh/h)	192	555	-	-	1051	-
HCM Lane V/C Ratio	0.5	0.036	-	-	0.013	-
HCM Control Delay (s)	41.2	11.7	-	-	8.5	-
HCM Lane LOS	E	B	-	-	A	-
HCM 95th %tile Q(veh)	2.5	0.1	-	-	0	-

Intersection	
Int Delay, s/veh	0.4

Movement	EBT	EBR	WBL	WBT	NBL	NBR
Lane Configurations						
Traffic Vol, veh/h	484	1	0	619	5	2
Future Vol, veh/h	484	1	0	619	5	2
Conflicting Peds, #/hr	0	5	5	0	5	5
Sign Control	Free	Free	Free	Free	Stop	Stop
RT Channelized	-	None	-	None	-	None
Storage Length	-	50	-	-	0	-
Veh in Median Storage, #	0	-	-	0	0	-
Grade, %	0	-	-	0	0	-
Peak Hour Factor	90	90	88	88	35	35
Heavy Vehicles, %	2	2	2	2	2	2
Mvmt Flow	538	1	0	703	14	6

Major/Minor	Major1		Major2		Minor1	
Conflicting Flow All	0	0	544	0	1251	548
Stage 1	-	-	-	-	543	-
Stage 2	-	-	-	-	708	-
Critical Hdwy	-	-	4.12	-	6.42	6.22
Critical Hdwy Stg 1	-	-	-	-	5.42	-
Critical Hdwy Stg 2	-	-	-	-	5.42	-
Follow-up Hdwy	-	-	2.218	-	3.518	3.318
Pot Cap-1 Maneuver	-	-	1025	-	190	536
Stage 1	-	-	-	-	582	-
Stage 2	-	-	-	-	488	-
Platoon blocked, %	-	-		-		
Mov Cap-1 Maneuver	-	-	1020	-	188	531
Mov Cap-2 Maneuver	-	-	-	-	188	-
Stage 1	-	-	-	-	579	-
Stage 2	-	-	-	-	486	-

Approach	EB	WB	NB
HCM Control Delay, s	0	0	22.1
HCM LOS			C

Minor Lane/Major Mvmt	NBLn1	EBT	EBR	WBL	WBT
Capacity (veh/h)	231	-	-	1020	-
HCM Lane V/C Ratio	0.087	-	-	-	-
HCM Control Delay (s)	22.1	-	-	0	-
HCM Lane LOS	C	-	-	A	-
HCM 95th %tile Q(veh)	0.3	-	-	0	-

Intersection	
Int Delay, s/veh	0.6

Movement	EBT	EBR	WBL	WBT	NBL	NBR
Lane Configurations						
Traffic Vol, veh/h	487	0	0	615	11	1
Future Vol, veh/h	487	0	0	615	11	1
Conflicting Peds, #/hr	0	0	0	0	5	5
Sign Control	Free	Free	Free	Free	Stop	Stop
RT Channelized	-	None	-	None	-	None
Storage Length	-	-	-	-	0	-
Veh in Median Storage, #	0	-	-	0	0	-
Grade, %	0	-	-	0	0	-
Peak Hour Factor	90	90	90	90	43	43
Heavy Vehicles, %	2	2	2	2	2	2
Mvmt Flow	541	0	0	683	26	2

Major/Minor	Major1		Major2		Minor1	
Conflicting Flow All	0	-	-	-	1229	546
Stage 1	-	-	-	-	541	-
Stage 2	-	-	-	-	688	-
Critical Hdwy	-	-	-	-	6.42	6.22
Critical Hdwy Stg 1	-	-	-	-	5.42	-
Critical Hdwy Stg 2	-	-	-	-	5.42	-
Follow-up Hdwy	-	-	-	-	3.518	3.318
Pot Cap-1 Maneuver	-	0	0	-	196	538
Stage 1	-	0	0	-	583	-
Stage 2	-	0	0	-	499	-
Platoon blocked, %	-			-		
Mov Cap-1 Maneuver	-	-	-	-	195	535
Mov Cap-2 Maneuver	-	-	-	-	195	-
Stage 1	-	-	-	-	583	-
Stage 2	-	-	-	-	497	-

Approach	EB	WB	NB
HCM Control Delay, s	0	0	25.2
HCM LOS			D

Minor Lane/Major Mvmt	NBLn1	EBT	WBT
Capacity (veh/h)	206	-	-
HCM Lane V/C Ratio	0.135	-	-
HCM Control Delay (s)	25.2	-	-
HCM Lane LOS	D	-	-
HCM 95th %tile Q(veh)	0.5	-	-

Intersection	
Int Delay, s/veh	0.2

Movement	EBT	EBR	WBL	WBT	NBL	NBR
Lane Configurations						
Traffic Vol, veh/h	470	15	3	607	5	0
Future Vol, veh/h	470	15	3	607	5	0
Conflicting Peds, #/hr	0	5	5	0	5	5
Sign Control	Free	Free	Free	Free	Stop	Stop
RT Channelized	-	None	-	None	-	None
Storage Length	-	-	-	-	0	-
Veh in Median Storage, #	0	-	-	0	0	-
Grade, %	0	-	-	0	0	-
Peak Hour Factor	92	92	90	90	42	42
Heavy Vehicles, %	2	2	2	2	2	2
Mvmt Flow	511	16	3	674	12	0

Major/Minor	Major1		Major2		Minor1	
Conflicting Flow All	0	0	532	0	1209	529
Stage 1	-	-	-	-	524	-
Stage 2	-	-	-	-	685	-
Critical Hdwy	-	-	4.12	-	6.42	6.22
Critical Hdwy Stg 1	-	-	-	-	5.42	-
Critical Hdwy Stg 2	-	-	-	-	5.42	-
Follow-up Hdwy	-	-	2.218	-	3.518	3.318
Pot Cap-1 Maneuver	-	-	1036	-	202	550
Stage 1	-	-	-	-	594	-
Stage 2	-	-	-	-	500	-
Platoon blocked, %	-	-		-		
Mov Cap-1 Maneuver	-	-	1031	-	199	545
Mov Cap-2 Maneuver	-	-	-	-	199	-
Stage 1	-	-	-	-	591	-
Stage 2	-	-	-	-	495	-

Approach	EB	WB	NB
HCM Control Delay, s	0	0	24.2
HCM LOS			C

Minor Lane/Major Mvmt	NBLn1	EBT	EBR	WBL	WBT
Capacity (veh/h)	199	-	-	1031	-
HCM Lane V/C Ratio	0.06	-	-	0.003	-
HCM Control Delay (s)	24.2	-	-	8.5	0
HCM Lane LOS	C	-	-	A	A
HCM 95th %tile Q(veh)	0.2	-	-	0	-

Intersection	
Int Delay, s/veh	0.1

Movement	EBL	EBT	EBR	WBL	WBT	WBR	NBL	NBT	NBR	SBL	SBT	SBR
Lane Configurations												
Traffic Vol, veh/h	4	467	0	0	609	1	0	0	0	0	0	2
Future Vol, veh/h	4	467	0	0	609	1	0	0	0	0	0	2
Conflicting Peds, #/hr	0	0	5	5	0	0	5	0	5	0	0	0
Sign Control	Free	Free	Free	Free	Free	Free	Stop	Stop	Stop	Stop	Stop	Stop
RT Channelized	-	-	None	-	-	None	-	-	None	-	-	None
Storage Length	50	-	-	50	-	-	-	-	-	-	-	-
Veh in Median Storage, #	-	0	-	-	0	-	-	0	-	-	0	-
Grade, %	-	0	-	-	0	-	-	0	-	-	0	-
Peak Hour Factor	88	88	88	89	89	89	100	100	100	25	25	25
Heavy Vehicles, %	2	2	2	2	2	2	2	2	2	2	2	2
Mvmt Flow	5	531	0	0	684	1	0	0	0	0	0	8

Major/Minor	Major1			Major2			Minor1			Minor2		
Conflicting Flow All	685	0	0	536	0	0	1240	1231	541	1231	1231	690
Stage 1	-	-	-	-	-	-	546	546	-	685	685	-
Stage 2	-	-	-	-	-	-	694	685	-	546	546	-
Critical Hdwy	4.12	-	-	4.12	-	-	7.12	6.52	6.22	7.12	6.52	6.22
Critical Hdwy Stg 1	-	-	-	-	-	-	6.12	5.52	-	6.12	5.52	-
Critical Hdwy Stg 2	-	-	-	-	-	-	6.12	5.52	-	6.12	5.52	-
Follow-up Hdwy	2.218	-	-	2.218	-	-	3.518	4.018	3.318	3.518	4.018	3.318
Pot Cap-1 Maneuver	908	-	-	1032	-	-	152	177	541	154	177	445
Stage 1	-	-	-	-	-	-	522	518	-	438	448	-
Stage 2	-	-	-	-	-	-	433	448	-	522	518	-
Platoon blocked, %		-	-		-	-						
Mov Cap-1 Maneuver	908	-	-	1027	-	-	147	175	536	153	175	443
Mov Cap-2 Maneuver	-	-	-	-	-	-	147	175	-	153	175	-
Stage 1	-	-	-	-	-	-	517	512	-	435	448	-
Stage 2	-	-	-	-	-	-	423	448	-	517	512	-

Approach	EB	WB	NB	SB
HCM Control Delay, s	0.1	0	0	13.3
HCM LOS			A	B

Minor Lane/Major Mvmt	NBLn1	EBL	EBT	EBR	WBL	WBT	WBR	SBLn1
Capacity (veh/h)	-	908	-	-	1027	-	-	443
HCM Lane V/C Ratio	-	0.005	-	-	-	-	-	0.018
HCM Control Delay (s)	0	9	-	-	0	-	-	13.3
HCM Lane LOS	A	A	-	-	A	-	-	B
HCM 95th %tile Q(veh)	-	0	-	-	0	-	-	0.1

Intersection	
Int Delay, s/veh	0.2

Movement	EBL	EBT	WBT	WBR	SBL	SBR
Lane Configurations						
Traffic Vol, veh/h	7	459	604	1	1	4
Future Vol, veh/h	7	459	604	1	1	4
Conflicting Peds, #/hr	0	0	0	0	0	0
Sign Control	Free	Free	Free	Free	Stop	Stop
RT Channelized	-	None	-	None	-	None
Storage Length	110	-	-	-	0	-
Veh in Median Storage, #	-	0	0	-	0	-
Grade, %	-	0	0	-	0	-
Peak Hour Factor	84	84	91	91	42	42
Heavy Vehicles, %	2	2	2	2	2	2
Mvmt Flow	8	546	664	1	2	10

Major/Minor	Major1		Major2		Minor2	
Conflicting Flow All	665	0	-	0	1227	665
Stage 1	-	-	-	-	665	-
Stage 2	-	-	-	-	562	-
Critical Hdwy	4.12	-	-	-	6.42	6.22
Critical Hdwy Stg 1	-	-	-	-	5.42	-
Critical Hdwy Stg 2	-	-	-	-	5.42	-
Follow-up Hdwy	2.218	-	-	-	3.518	3.318
Pot Cap-1 Maneuver	924	-	-	-	197	460
Stage 1	-	-	-	-	511	-
Stage 2	-	-	-	-	571	-
Platoon blocked, %			-	-		
Mov Cap-1 Maneuver	924	-	-	-	195	460
Mov Cap-2 Maneuver	-	-	-	-	333	-
Stage 1	-	-	-	-	506	-
Stage 2	-	-	-	-	571	-

Approach	EB	WB	SB
HCM Control Delay, s	0.1	0	13.7
HCM LOS			B

Minor Lane/Major Mvmt	EBL	EBT	WBT	WBR	SBLn1
Capacity (veh/h)	924	-	-	-	427
HCM Lane V/C Ratio	0.009	-	-	-	0.028
HCM Control Delay (s)	8.9	-	-	-	13.7
HCM Lane LOS	A	-	-	-	B
HCM 95th %tile Q(veh)	0	-	-	-	0.1

Intersection	
Int Delay, s/veh	0.1

Movement	EBU	EBL	EBT	EBR	WBL	WBT	WBR	NBL	NBT	NBR	SBL	SBT	SBR
Lane Configurations													
Traffic Vol, veh/h	1	0	452	3	0	604	0	1	0	1	0	0	0
Future Vol, veh/h	1	0	452	3	0	604	0	1	0	1	0	0	0
Conflicting Peds, #/hr	0	0	0	5	5	0	0	5	0	5	0	0	0
Sign Control	Free	Free	Free	Free	Free	Free	Free	Stop	Stop	Stop	Stop	Stop	Stop
RT Channelized	-	-	-	None	-	-	None	-	-	None	-	-	None
Storage Length	-	60	-	60	60	-	-	-	-	-	-	-	-
Veh in Median Storage, #	-	-	0	-	-	0	-	-	0	-	-	0	-
Grade, %	-	-	0	-	-	0	-	-	0	-	-	0	-
Peak Hour Factor	93	93	93	93	93	93	93	50	50	50	100	100	100
Heavy Vehicles, %	2	2	2	2	2	2	2	2	2	2	2	2	2
Mvmt Flow	1	0	486	3	0	649	0	2	0	2	0	0	0

Major/Minor	Major1				Major2			Minor1			Minor2		
Conflicting Flow All	-	649	0	0	494	0	0	1145	1142	496	1143	1145	654
Stage 1	-	-	-	-	-	-	-	491	493	-	649	649	-
Stage 2	-	-	-	-	-	-	-	654	649	-	494	496	-
Critical Hdwy	-	4.12	-	-	4.12	-	-	7.12	6.52	6.22	7.12	6.52	6.22
Critical Hdwy Stg 1	-	-	-	-	-	-	-	6.12	5.52	-	6.12	5.52	-
Critical Hdwy Stg 2	-	-	-	-	-	-	-	6.12	5.52	-	6.12	5.52	-
Follow-up Hdwy	-	2.218	-	-	2.218	-	-	3.518	4.018	3.318	3.518	4.018	3.318
Pot Cap-1 Maneuver	-	937	-	-	1070	-	-	177	200	574	177	200	467
Stage 1	-	-	-	-	-	-	-	559	547	-	458	466	-
Stage 2	-	-	-	-	-	-	-	456	466	-	557	545	-
Platoon blocked, %			-	-		-	-						
Mov Cap-1 Maneuver	-	-	-	-	1065	-	-	175	199	569	176	199	465
Mov Cap-2 Maneuver	-	-	-	-	-	-	-	175	199	-	176	199	-
Stage 1	-	-	-	-	-	-	-	559	544	-	458	466	-
Stage 2	-	-	-	-	-	-	-	454	466	-	552	542	-

Approach	EB	WB	NB	SB
HCM Control Delay, s		0	18.6	0
HCM LOS			C	A

Minor Lane/Major Mvmt	NBLn1	EBL	EBT	EBR	WBL	WBT	WBR	SBLn1
Capacity (veh/h)	268	-	-	-	1065	-	-	-
HCM Lane V/C Ratio	0.015	-	-	-	-	-	-	-
HCM Control Delay (s)	18.6	-	-	-	0	-	-	0
HCM Lane LOS	C	-	-	-	A	-	-	A
HCM 95th %tile Q(veh)	0	-	-	-	0	-	-	-

Movement	EBL	EBT	EBR	WBL	WBT	WBR	NBL	NBT	NBR	SBL	SBT	SBR
Lane Configurations												
Traffic Volume (veh/h)	4	232	22	190	218	1	31	3	217	0	4	2
Future Volume (veh/h)	4	232	22	190	218	1	31	3	217	0	4	2
Number	5	2	12	1	6	16	3	8	18	7	4	14
Initial Q (Qb), veh	0	0	0	0	0	0	0	0	0	0	0	0
Ped-Bike Adj(A_pbT)	1.00		0.96	1.00		1.00	1.00		0.97	1.00		0.95
Parking Bus, Adj	1.00	1.00	1.00	1.00	1.00	1.00	1.00	1.00	1.00	1.00	1.00	1.00
Adj Sat Flow, veh/h/ln	1863	1863	1900	1863	1863	1863	1900	1863	1863	1900	1863	1900
Adj Flow Rate, veh/h	4	244	23	209	240	1	36	3	249	0	8	4
Adj No. of Lanes	1	1	0	1	1	1	0	1	1	0	1	0
Peak Hour Factor	0.95	0.95	0.95	0.91	0.91	0.91	0.87	0.87	0.87	0.50	0.50	0.50
Percent Heavy Veh, %	2	2	2	2	2	2	2	2	2	2	2	2
Cap, veh/h	8	427	40	269	750	638	163	14	392	0	48	24
Arrive On Green	0.00	0.26	0.26	0.15	0.40	0.40	0.10	0.10	0.10	0.00	0.04	0.04
Sat Flow, veh/h	1774	1669	157	1774	1863	1583	1644	137	1540	0	1150	575
Grp Volume(v), veh/h	4	0	267	209	240	1	39	0	249	0	0	12
Grp Sat Flow(s),veh/h/ln	1774	0	1827	1774	1863	1583	1781	0	1540	0	0	1724
Q Serve(g_s), s	0.1	0.0	5.3	4.7	3.7	0.0	0.8	0.0	4.1	0.0	0.0	0.3
Cycle Q Clear(g_c), s	0.1	0.0	5.3	4.7	3.7	0.0	0.8	0.0	4.1	0.0	0.0	0.3
Prop In Lane	1.00		0.09	1.00		1.00	0.92		1.00	0.00		0.33
Lane Grp Cap(c), veh/h	8	0	467	269	750	638	176	0	392	0	0	72
V/C Ratio(X)	0.52	0.00	0.57	0.78	0.32	0.00	0.22	0.00	0.63	0.00	0.00	0.17
Avail Cap(c_a), veh/h	171	0	1099	442	1404	1194	176	0	392	0	0	917
HCM Platoon Ratio	1.00	1.00	1.00	1.00	1.00	1.00	1.00	1.00	1.00	1.00	1.00	1.00
Upstream Filter(I)	1.00	0.00	1.00	1.00	1.00	1.00	1.00	0.00	1.00	0.00	0.00	1.00
Uniform Delay (d), s/veh	20.6	0.0	13.4	16.9	8.5	7.4	17.2	0.0	13.9	0.0	0.0	19.1
Incr Delay (d2), s/veh	41.4	0.0	1.1	5.2	0.2	0.0	0.7	0.0	3.4	0.0	0.0	1.0
Initial Q Delay(d3),s/veh	0.0	0.0	0.0	0.0	0.0	0.0	0.0	0.0	0.0	0.0	0.0	0.0
%ile BackOfQ(50%),veh/ln	0.1	0.0	2.8	2.7	1.9	0.0	0.4	0.0	2.9	0.0	0.0	0.1
LnGrp Delay(d),s/veh	62.0	0.0	14.5	22.1	8.7	7.4	17.8	0.0	17.3	0.0	0.0	20.1
LnGrp LOS	E		B	C	A	A	B		B			C
Approach Vol, veh/h		271			450			288			12	
Approach Delay, s/veh		15.2			14.9			17.4			20.1	
Approach LOS		B			B			B			C	

Timer	1	2	3	4	5	6	7	8
Assigned Phs	1	2		4	5	6		8
Phs Duration (G+Y+Rc), s	10.4	15.9		5.7	4.3	22.0		9.4
Change Period (Y+Rc), s	4.1	5.3		4.0	4.1	5.3		5.3
Max Green Setting (Gmax), s	10.3	24.9		22.0	4.0	31.2		4.1
Max Q Clear Time (g_c+I1), s	6.7	7.3		2.3	2.1	5.7		6.1
Green Ext Time (p_c), s	0.2	2.5		0.0	0.0	2.7		0.0

Intersection Summary	
HCM 2010 Ctrl Delay	15.8
HCM 2010 LOS	B

Notes

Intersection	
Int Delay, s/veh	1.2

Movement	EBT	EBR	WBL	WBT	NBL	NBR
Lane Configurations						
Traffic Vol, veh/h	411	1	6	370	42	7
Future Vol, veh/h	411	1	6	370	42	7
Conflicting Peds, #/hr	0	10	10	0	10	10
Sign Control	Free	Free	Free	Free	Stop	Stop
RT Channelized	-	None	-	None	-	None
Storage Length	-	-	90	-	50	0
Veh in Median Storage, #	0	-	-	0	0	-
Grade, %	0	-	-	0	0	-
Peak Hour Factor	90	90	87	87	82	82
Heavy Vehicles, %	2	2	2	2	2	2
Mvmt Flow	457	1	7	425	51	9

Major/Minor	Major1		Major2		Minor1	
Conflicting Flow All	0	0	468	0	917	478
Stage 1	-	-	-	-	468	-
Stage 2	-	-	-	-	449	-
Critical Hdwy	-	-	4.12	-	6.42	6.22
Critical Hdwy Stg 1	-	-	-	-	5.42	-
Critical Hdwy Stg 2	-	-	-	-	5.42	-
Follow-up Hdwy	-	-	2.218	-	3.518	3.318
Pot Cap-1 Maneuver	-	-	1094	-	302	587
Stage 1	-	-	-	-	630	-
Stage 2	-	-	-	-	643	-
Platoon blocked, %	-	-		-		
Mov Cap-1 Maneuver	-	-	1084	-	294	576
Mov Cap-2 Maneuver	-	-	-	-	294	-
Stage 1	-	-	-	-	624	-
Stage 2	-	-	-	-	633	-

Approach	EB	WB	NB
HCM Control Delay, s	0	0.1	18.6
HCM LOS			C

Minor Lane/Major Mvmt	NBLn1	NBLn2	EBT	EBR	WBL	WBT
Capacity (veh/h)	294	576	-	-	1084	-
HCM Lane V/C Ratio	0.174	0.015	-	-	0.006	-
HCM Control Delay (s)	19.8	11.3	-	-	8.3	-
HCM Lane LOS	C	B	-	-	A	-
HCM 95th %tile Q(veh)	0.6	0	-	-	0	-

Intersection	
Int Delay, s/veh	0.8

Movement	EBT	EBR	WBL	WBT	NBL	NBR
Lane Configurations						
Traffic Vol, veh/h	414	3	1	352	19	1
Future Vol, veh/h	414	3	1	352	19	1
Conflicting Peds, #/hr	0	10	10	0	10	10
Sign Control	Free	Free	Free	Free	Stop	Stop
RT Channelized	-	None	-	None	-	None
Storage Length	-	50	-	-	0	-
Veh in Median Storage, #	0	-	-	0	0	-
Grade, %	0	-	-	0	0	-
Peak Hour Factor	88	88	86	86	50	50
Heavy Vehicles, %	2	2	2	2	2	2
Mvmt Flow	470	3	1	409	38	2

Major/Minor	Major1		Major2		Minor1	
Conflicting Flow All	0	0	483	0	901	490
Stage 1	-	-	-	-	480	-
Stage 2	-	-	-	-	421	-
Critical Hdwy	-	-	4.12	-	6.42	6.22
Critical Hdwy Stg 1	-	-	-	-	5.42	-
Critical Hdwy Stg 2	-	-	-	-	5.42	-
Follow-up Hdwy	-	-	2.218	-	3.518	3.318
Pot Cap-1 Maneuver	-	-	1080	-	309	578
Stage 1	-	-	-	-	622	-
Stage 2	-	-	-	-	662	-
Platoon blocked, %	-	-		-		
Mov Cap-1 Maneuver	-	-	1070	-	303	567
Mov Cap-2 Maneuver	-	-	-	-	303	-
Stage 1	-	-	-	-	616	-
Stage 2	-	-	-	-	655	-

Approach	EB	WB	NB
HCM Control Delay, s	0	0	18.3
HCM LOS			C

Minor Lane/Major Mvmt	NBLn1	EBT	EBR	WBL	WBT
Capacity (veh/h)	310	-	-	1070	-
HCM Lane V/C Ratio	0.129	-	-	0.001	-
HCM Control Delay (s)	18.3	-	-	8.4	0
HCM Lane LOS	C	-	-	A	A
HCM 95th %tile Q(veh)	0.4	-	-	0	-

Intersection	
Int Delay, s/veh	0.2

Movement	EBT	EBR	WBL	WBT	NBL	NBR
Lane Configurations						
Traffic Vol, veh/h	419	0	0	347	7	2
Future Vol, veh/h	419	0	0	347	7	2
Conflicting Peds, #/hr	0	0	0	0	11	11
Sign Control	Free	Free	Free	Free	Stop	Stop
RT Channelized	-	None	-	None	-	None
Storage Length	-	-	-	-	0	-
Veh in Median Storage, #	0	-	-	0	0	-
Grade, %	0	-	-	0	0	-
Peak Hour Factor	96	96	88	88	75	75
Heavy Vehicles, %	2	2	2	2	2	2
Mvmt Flow	436	0	0	394	9	3

Major/Minor	Major1		Major2		Minor1	
Conflicting Flow All	0	-	-	-	841	447
Stage 1	-	-	-	-	436	-
Stage 2	-	-	-	-	405	-
Critical Hdwy	-	-	-	-	6.42	6.22
Critical Hdwy Stg 1	-	-	-	-	5.42	-
Critical Hdwy Stg 2	-	-	-	-	5.42	-
Follow-up Hdwy	-	-	-	-	3.518	3.318
Pot Cap-1 Maneuver	-	0	0	-	335	612
Stage 1	-	0	0	-	652	-
Stage 2	-	0	0	-	673	-
Platoon blocked, %	-			-		
Mov Cap-1 Maneuver	-	-	-	-	332	606
Mov Cap-2 Maneuver	-	-	-	-	332	-
Stage 1	-	-	-	-	652	-
Stage 2	-	-	-	-	666	-

Approach	EB	WB	NB
HCM Control Delay, s	0	0	15.1
HCM LOS			C

Minor Lane/Major Mvmt	NBLn1	EBT	WBT
Capacity (veh/h)	369	-	-
HCM Lane V/C Ratio	0.033	-	-
HCM Control Delay (s)	15.1	-	-
HCM Lane LOS	C	-	-
HCM 95th %tile Q(veh)	0.1	-	-

Intersection	
Int Delay, s/veh	0.2

Movement	EBT	EBR	WBL	WBT	NBL	NBR
Lane Configurations						
Traffic Vol, veh/h	408	10	3	351	3	3
Future Vol, veh/h	408	10	3	351	3	3
Conflicting Peds, #/hr	0	10	10	0	10	10
Sign Control	Free	Free	Free	Free	Stop	Stop
RT Channelized	-	None	-	None	-	None
Storage Length	-	-	-	-	0	-
Veh in Median Storage, #	0	-	-	0	0	-
Grade, %	0	-	-	0	0	-
Peak Hour Factor	88	88	81	81	50	50
Heavy Vehicles, %	2	2	2	2	2	2
Mvmt Flow	464	11	4	433	6	6

Major/Minor	Major1		Major2		Minor1	
Conflicting Flow All	0	0	485	0	931	490
Stage 1	-	-	-	-	480	-
Stage 2	-	-	-	-	451	-
Critical Hdwy	-	-	4.12	-	6.42	6.22
Critical Hdwy Stg 1	-	-	-	-	5.42	-
Critical Hdwy Stg 2	-	-	-	-	5.42	-
Follow-up Hdwy	-	-	2.218	-	3.518	3.318
Pot Cap-1 Maneuver	-	-	1078	-	296	578
Stage 1	-	-	-	-	622	-
Stage 2	-	-	-	-	642	-
Platoon blocked, %	-	-		-		
Mov Cap-1 Maneuver	-	-	1068	-	289	567
Mov Cap-2 Maneuver	-	-	-	-	289	-
Stage 1	-	-	-	-	616	-
Stage 2	-	-	-	-	633	-

Approach	EB	WB	NB
HCM Control Delay, s	0	0.1	14.7
HCM LOS			B

Minor Lane/Major Mvmt	NBLn1	EBT	EBR	WBL	WBT
Capacity (veh/h)	383	-	-	1068	-
HCM Lane V/C Ratio	0.031	-	-	0.003	-
HCM Control Delay (s)	14.7	-	-	8.4	0
HCM Lane LOS	B	-	-	A	A
HCM 95th %tile Q(veh)	0.1	-	-	0	-

Intersection	
Int Delay, s/veh	0

Movement	EBL	EBT	EBR	WBL	WBT	WBR	NBL	NBT	NBR	SBL	SBT	SBR
Lane Configurations												
Traffic Vol, veh/h	0	417	0	1	356	0	0	0	0	0	0	0
Future Vol, veh/h	0	417	0	1	356	0	0	0	0	0	0	0
Conflicting Peds, #/hr	0	0	10	10	0	0	10	0	10	0	0	0
Sign Control	Free	Free	Free	Free	Free	Free	Stop	Stop	Stop	Stop	Stop	Stop
RT Channelized	-	-	None	-	-	None	-	-	None	-	-	None
Storage Length	50	-	-	50	-	-	-	-	-	-	-	-
Veh in Median Storage, #	-	0	-	-	0	-	-	0	-	-	0	-
Grade, %	-	0	-	-	0	-	-	0	-	-	0	-
Peak Hour Factor	90	90	90	83	83	83	100	100	100	100	100	100
Heavy Vehicles, %	2	2	2	2	2	2	2	2	2	2	2	2
Mvmt Flow	0	463	0	1	429	0	0	0	0	0	0	0

Major/Minor	Major1			Major2			Minor1			Minor2		
Conflicting Flow All	429	0	0	473	0	0	914	904	483	904	904	439
Stage 1	-	-	-	-	-	-	473	473	-	431	431	-
Stage 2	-	-	-	-	-	-	441	431	-	473	473	-
Critical Hdwy	4.12	-	-	4.12	-	-	7.12	6.52	6.22	7.12	6.52	6.22
Critical Hdwy Stg 1	-	-	-	-	-	-	6.12	5.52	-	6.12	5.52	-
Critical Hdwy Stg 2	-	-	-	-	-	-	6.12	5.52	-	6.12	5.52	-
Follow-up Hdwy	2.218	-	-	2.218	-	-	3.518	4.018	3.318	3.518	4.018	3.318
Pot Cap-1 Maneuver	1130	-	-	1089	-	-	254	277	584	258	277	618
Stage 1	-	-	-	-	-	-	572	558	-	603	583	-
Stage 2	-	-	-	-	-	-	595	583	-	572	558	-
Platoon blocked, %		-	-		-	-						
Mov Cap-1 Maneuver	1130	-	-	1079	-	-	249	274	573	255	274	612
Mov Cap-2 Maneuver	-	-	-	-	-	-	249	274	-	255	274	-
Stage 1	-	-	-	-	-	-	566	552	-	603	582	-
Stage 2	-	-	-	-	-	-	589	582	-	567	552	-

Approach	EB	WB	NB	SB
HCM Control Delay, s	0	0	0	0
HCM LOS			A	A

Minor Lane/Major Mvmt	NBLn1	EBL	EBT	EBR	WBL	WBT	WBR	SBLn1
Capacity (veh/h)	-	1130	-	-	1079	-	-	-
HCM Lane V/C Ratio	-	-	-	-	0.001	-	-	-
HCM Control Delay (s)	0	0	-	-	8.3	-	-	0
HCM Lane LOS	A	A	-	-	A	-	-	A
HCM 95th %tile Q(veh)	-	0	-	-	0	-	-	-

Intersection	
Int Delay, s/veh	0.3

Movement	EBL	EBT	WBT	WBR	SBL	SBR
Lane Configurations						
Traffic Vol, veh/h	5	414	350	1	1	6
Future Vol, veh/h	5	414	350	1	1	6
Conflicting Peds, #/hr	0	0	0	0	0	0
Sign Control	Free	Free	Free	Free	Stop	Stop
RT Channelized	-	None	-	None	-	None
Storage Length	110	-	-	-	0	-
Veh in Median Storage, #	-	0	0	-	0	-
Grade, %	-	0	0	-	0	-
Peak Hour Factor	95	95	84	84	44	44
Heavy Vehicles, %	2	2	2	2	2	2
Mvmt Flow	5	436	417	1	2	14

Major/Minor	Major1		Major2		Minor2	
Conflicting Flow All	418	0	-	0	864	418
Stage 1	-	-	-	-	418	-
Stage 2	-	-	-	-	446	-
Critical Hdwy	4.12	-	-	-	6.42	6.22
Critical Hdwy Stg 1	-	-	-	-	5.42	-
Critical Hdwy Stg 2	-	-	-	-	5.42	-
Follow-up Hdwy	2.218	-	-	-	3.518	3.318
Pot Cap-1 Maneuver	1141	-	-	-	325	635
Stage 1	-	-	-	-	664	-
Stage 2	-	-	-	-	645	-
Platoon blocked, %			-	-	-	
Mov Cap-1 Maneuver	1141	-	-	-	324	635
Mov Cap-2 Maneuver	-	-	-	-	446	-
Stage 1	-	-	-	-	661	-
Stage 2	-	-	-	-	645	-

Approach	EB	WB	SB
HCM Control Delay, s	0.1	0	11.2
HCM LOS			B

Minor Lane/Major Mvmt	EBL	EBT	WBT	WBR	SBLn1
Capacity (veh/h)	1141	-	-	-	599
HCM Lane V/C Ratio	0.005	-	-	-	0.027
HCM Control Delay (s)	8.2	-	-	-	11.2
HCM Lane LOS	A	-	-	-	B
HCM 95th %tile Q(veh)	0	-	-	-	0.1

Intersection	
Int Delay, s/veh	0.2

Movement	EBL	EBT	EBR	WBL	WBT	WBR	NBL	NBT	NBR	SBL	SBT	SBR
Lane Configurations												
Traffic Vol, veh/h	0	414	1	3	338	0	1	0	1	0	0	0
Future Vol, veh/h	0	414	1	3	338	0	1	0	1	0	0	0
Conflicting Peds, #/hr	0	0	12	12	0	0	12	0	12	0	0	0
Sign Control	Free	Free	Free	Free	Free	Free	Stop	Stop	Stop	Stop	Stop	Stop
RT Channelized	-	-	None	-	-	None	-	-	None	-	-	None
Storage Length	60	-	60	60	-	-	-	-	-	-	-	-
Veh in Median Storage, #	-	0	-	-	0	-	-	0	-	-	0	-
Grade, %	-	0	-	-	0	-	-	0	-	-	0	-
Peak Hour Factor	94	94	94	86	86	86	25	25	25	100	100	100
Heavy Vehicles, %	2	2	2	2	2	2	2	2	2	2	2	2
Mvmt Flow	0	440	1	3	393	0	4	0	4	0	0	0

Major/Minor	Major1			Major2			Minor1			Minor2		
Conflicting Flow All	393	0	0	453	0	0	863	851	464	854	852	405
Stage 1	-	-	-	-	-	-	452	452	-	399	399	-
Stage 2	-	-	-	-	-	-	411	399	-	455	453	-
Critical Hdwy	4.12	-	-	4.12	-	-	7.12	6.52	6.22	7.12	6.52	6.22
Critical Hdwy Stg 1	-	-	-	-	-	-	6.12	5.52	-	6.12	5.52	-
Critical Hdwy Stg 2	-	-	-	-	-	-	6.12	5.52	-	6.12	5.52	-
Follow-up Hdwy	2.218	-	-	2.218	-	-	3.518	4.018	3.318	3.518	4.018	3.318
Pot Cap-1 Maneuver	1166	-	-	1108	-	-	275	297	598	279	297	646
Stage 1	-	-	-	-	-	-	587	570	-	627	602	-
Stage 2	-	-	-	-	-	-	618	602	-	585	570	-
Platoon blocked, %		-	-		-	-						
Mov Cap-1 Maneuver	1166	-	-	1095	-	-	268	293	584	273	293	639
Mov Cap-2 Maneuver	-	-	-	-	-	-	268	293	-	273	293	-
Stage 1	-	-	-	-	-	-	581	564	-	627	600	-
Stage 2	-	-	-	-	-	-	609	600	-	574	564	-

Approach	EB	WB	NB	SB
HCM Control Delay, s	0	0.1	15	0
HCM LOS			C	A

Minor Lane/Major Mvmt	NBLn1	EBL	EBT	EBR	WBL	WBT	WBR	SBLn1
Capacity (veh/h)	367	1166	-	-	1095	-	-	-
HCM Lane V/C Ratio	0.022	-	-	-	0.003	-	-	-
HCM Control Delay (s)	15	0	-	-	8.3	-	-	0
HCM Lane LOS	C	A	-	-	A	-	-	A
HCM 95th %tile Q(veh)	0.1	0	-	-	0	-	-	-